

Average RPI Win: 287		WON-LOST	WINNING	LAST 10	STRENGTH OF	OPP. STRENGTH	TEAM	ADJ.	CONF.	ADJ CONF.
Average RPI Loss: 194		RECORD	PCT. RANK	GAMES	SCHEDULE	OF SCHEDULE	RPI	RPI	RPI	RPI
DIV. I ONLY		8- 18	277	4- 6	303	305	319	319	26	26
DIV. I NON-CONF.		2- 7	280	0- 0	222	323	319	319	26	26
TOTALS		RPI 1-25	RPI 26-50	W-L RECORDS	RPI 51-100	RPI 101-150	RPI 150+			
8- 18	0- 0		0- 0	OVERALL	0- 2	0- 2	8- 14			
6- 9	0- 0		0- 0	HOME	0- 1	0- 1	6- 7			
2- 8	0- 0		0- 0	AWAY	0- 0	0- 1	2- 7			
0- 1	0- 0		0- 0	NEUTRAL	0- 1	0- 0	0- 0			
2- 7	0- 0		0- 0	NON-CONFERENCE	0- 1	0- 0	2- 6			
2- 4	0- 0		0- 0	HOME	0- 0	0- 0	2- 4			
0- 2	0- 0		0- 0	AWAY	0- 0	0- 0	0- 2			
0- 1	0- 0		0- 0	NEUTRAL	0- 1	0- 0	0- 0			
6- 11	0- 0		0- 0	CONFERENCE	0- 1	0- 2	6- 8			
4- 5	0- 0		0- 0	HOME	0- 1	0- 1	4- 3			
2- 6	0- 0		0- 0	AWAY	0- 0	0- 1	2- 5			
0- 0	0- 0		0- 0	NEUTRAL	0- 0	0- 0	0- 0			

RPI 1-25				RPI 26-50				RPI 51-100				RPI 101+				Team's RPI: 319	
RPI	S	Opponent	Score	RPI	S	Opponent	Score	RPI	S	Opponent	Score	RPI	S	Opponent	Score		
								73	H	Abilene Christian	65	71	107	H	Central Ark.	55	66
								99	N	New Mexico St.	51	70	120	A	Northwestern St.	43	60
													151	A	McNeese St.	51	72
													158	H	East Carolina	46	82
													159	A	Fordham	49	67
													192	H	Cal Poly	45	56
													202	A	SFA	59	72
													202	H	SFA	66	71
													204	H	UNLV	51	65
													211	H	UTRGV	49	46
													222	A	Sam Houston St.	57	75
													222	H	Sam Houston St.	81	71
													225	H	Rice	60	55
													242	A	Houston Baptist	51	55
													242	H	Houston Baptist	59	73
													248	A	Texas Southern	43	51
													282	H	Houston	73	76
													287	A	Lamar	70	75
													303	H	Nicholls St.	62	64
													312	H	Southeastern La.	69	67
													329	A	Incarnate Word	57	56
													329	H	Incarnate Word	69	55
													332	A	New Orleans	75	64
													332	H	New Orleans	73	59
LAST 12 Division I GAMES:																	
				242	A	Houston Baptist	51	55	222	H	Sam Houston St.	81	71				
				222	A	Sam Houston St.	57	75	242	H	Houston Baptist	59	73				
				329	H	Incarnate Word	69	55	202	H	SFA	66	71				
				73	H	Abilene Christian	65	71	329	A	Incarnate Word	57	56				
				202	A	SFA	59	72	332	H	New Orleans	73	59				
				332	A	New Orleans	75	64	312	H	Southeastern La.	69	67				

Non-Div I Games:	Western N.M.	57	42	Angelo St.	80	85
------------------	--------------	----	----	------------	----	----

A&amp;M-Corpus Christi

Loss, Non-Conf, S Site, H Home A Away N Neutral

Division I				Through Games of March 9, 2010						
Average RPI Win:	234	WON-LOST	WINNING	LAST 10	STRENGTH OF	OPP. STRENGTH	TEAM	ADJ.	CONF.	ADJ CONF.
Average RPI Loss:	159	RECORD	PCT. RANK	GAMES	SCHEDULE	OF SCHEDULE	RPI	RPI	RPI	RPI
DIV. I ONLY	21- 3	12	9- 1	306	242	73	73	26	26	
DIV. I NON-CONF.	5- 2	86	0- 0	85	124	34	34	26	26	
TOTALS	RPI 1-25	RPI 26-50	W-L RECORDS	RPI 51-100	RPI 101-150	RPI 150+				
21- 3	0- 0	0- 1	OVERALL	1- 0	3- 1	17- 1				
9- 0	0- 0	0- 0	HOME	0- 0	1- 0	8- 0				
10- 3	0- 0	0- 1	AWAY	0- 0	2- 1	8- 1				
2- 0	0- 0	0- 0	NEUTRAL	1- 0	0- 0	1- 0				
5- 2	0- 0	0- 1	NON-CONFERENCE	1- 0	1- 1	3- 0				
1- 0	0- 0	0- 0	HOME	0- 0	0- 0	1- 0				
2- 2	0- 0	0- 1	AWAY	0- 0	1- 1	1- 0				
2- 0	0- 0	0- 0	NEUTRAL	1- 0	0- 0	1- 0				
16- 1	0- 0	0- 0	CONFERENCE	0- 0	2- 0	14- 1				
8- 0	0- 0	0- 0	HOME	0- 0	1- 0	7- 0				
8- 1	0- 0	0- 0	AWAY	0- 0	1- 0	7- 1				
0- 0	0- 0	0- 0	NEUTRAL	0- 0	0- 0	0- 0				

[illegible]

Non-Div I Games:	Southwest (NM)	91	39	Schreiner	79	51	Wayland Baptist	96	71	Missouri Valley	96	35	Abilene Christian
------------------	----------------	----	----	-----------	----	----	-----------------	----	----	-----------------	----	----	-------------------

Loss, Non-Conf, S Site, H Home A Away N Neutral

## Air Force

Through Games Of March 3, 2016

Average RPI Win:	321	WON-LOST	WINNING	LAST 10	STRENGTH OF	OPP. STRENGTH	TEAM	ADJ.	CONF.	ADJ CONF.
Average RPI Loss:	187	RECORD	PCT. RANK	GAMES	SCHEDULE	OF SCHEDULE	RPI	RPI	RPI	RPI
DIV. I ONLY	1- 27	349	1- 9	253	206	344	344	19	19	
DIV. I NON-CONF.	0- 11	338	0- 0	228	198	340	340	20	20	
TOTALS	RPI 1-25	RPI 26-50	W-L RECORDS	RPI 51-100	RPI 101-150	RPI 150+				
1- 27	0- 0	0- 1	OVERALL	0- 3	0- 3	1- 20				
1- 10	0- 0	0- 0	HOME	0- 1	0- 1	1- 8				
0- 17	0- 0	0- 1	AWAY	0- 2	0- 2	0- 12				
0- 0	0- 0	0- 0	NEUTRAL	0- 0	0- 0	0- 0				
0- 11	0- 0	0- 0	NON-CONFERENCE	0- 3	0- 1	0- 7				
0- 3	0- 0	0- 0	HOME	0- 1	0- 0	0- 2				
0- 8	0- 0	0- 0	AWAY	0- 2	0- 1	0- 5				
0- 0	0- 0	0- 0	NEUTRAL	0- 0	0- 0	0- 0				
1- 16	0- 0	0- 1	CONFERENCE	0- 0	0- 2	1- 13				
1- 7	0- 0	0- 0	HOME	0- 0	0- 1	1- 6				
0- 9	0- 0	0- 1	AWAY	0- 0	0- 1	0- 7				
0- 0	0- 0	0- 0	NEUTRAL	0- 0	0- 0	0- 0				























































RPI S	Opponent	Score	RPI S	Opponent	Score	RPI S	Opponent	Score	RPI S	Opponent	Score	Team's RPI: 344
			42 A	Colorado St.	47 71	64 A	Santa Clara	34 68	108 A	Gonzaga	35 88	
						71 A	Vanderbilt	29 86	123 A	Fresno St.	46 70	
						84 H	Eastern Mich.	59 72	123 H	Fresno St.	48 63	
									152 A	Boise St.	48 61	
									170 A	George Mason	52 69	
									171 A	New Mexico	36 58	
									171 H	New Mexico	33 63	
									182 A	Eastern Wash.	44 65	
									184 A	UC Davis	40 66	
									189 A	San Jose St.	60 81	
									189 H	San Jose St.	49 72	
									204 A	UNLV	51 62	
									204 H	UNLV	56 60	
									229 A	Utah St.	40 64	
									229 H	Utah St.	53 66	
									236 A	Navy	46 64	
									239 H	Grand Canyon	39 73	
									245 A	Wyoming	56 84	
									245 H	Wyoming	45 67	
									250 H	San Diego St.	66 69	
									304 H	Denver	48 57	
									321 A	Nevada	57 68	
									321 H	Nevada	59 53	
									333 A	Southern Utah	56 75	
LAST 12 Division I GAMES:												
229 A	Utah St.	40 64	152 A	Boise St.	48 61							
123 H	Fresno St.	48 63	245 A	Wyoming	56 84							
171 A	New Mexico	36 58	189 H	San Jose St.	49 72							
204 A	UNLV	51 62	171 H	New Mexico	33 63							
250 H	San Diego St.	66 69	123 A	Fresno St.	46 70							
321 H	Nevada	59 53	42 A	Colorado St.	47 71							

Non-Div I Games:

Air Force





■ Loss, 
 ■ Non-Conf, 
 ■ S Site, 
 ■ Home 
 ■ A Away 
 N Neutral

Average RPI Win: <b>207</b>	WON-LOST	WINNING	LAST 10	STRENGTH OF	OPP. STRENGTH	TEAM	ADJ.	CONF.	ADJ CONF.
Average RPI Loss: <b>107</b>	RECORD	PCT. RANK	GAMES	SCHEDULE	OF SCHEDULE	RPI	RPI	RPI	RPI
DIV. I ONLY	<b>15- 12</b>	<b>145</b>	<b>6- 4</b>	<b>119</b>	<b>126</b>	<b>122</b>	<b>122</b>	<b>11</b>	<b>11</b>
DIV. I NON-CONF.	<b>5- 5</b>	<b>160</b>	<b>0- 0</b>	<b>190</b>	<b>113</b>	<b>163</b>	<b>163</b>	<b>13</b>	<b>13</b>
TOTALS	RPI 1-25	RPI 26-50	W-L RECORDS	RPI 51-100	RPI 101-150	RPI 150+			
15- 12	0- 0	0- 2	OVERALL	3- 6	4- 1	8- 3			
8- 4	0- 0	0- 1	HOME	2- 2	2- 0	4- 1			
7- 6	0- 0	0- 1	AWAY	1- 3	2- 1	4- 1			
0- 2	0- 0	0- 0	NEUTRAL	0- 1	0- 0	0- 1			
5- 5	0- 0	0- 0	NON-CONFERENCE	0- 3	2- 0	3- 2			
3- 1	0- 0	0- 0	HOME	0- 1	1- 0	2- 0			
2- 2	0- 0	0- 0	AWAY	0- 1	1- 0	1- 1			
0- 2	0- 0	0- 0	NEUTRAL	0- 1	0- 0	0- 1			
10- 7	0- 0	0- 2	CONFERENCE	3- 3	2- 1	5- 1			
5- 3	0- 0	0- 1	HOME	2- 1	1- 0	2- 1			
5- 4	0- 0	0- 1	AWAY	1- 2	1- 1	3- 0			
0- 0	0- 0	0- 0	NEUTRAL	0- 0	0- 0	0- 0			

RPI 1-25	RPI 26-50	RPI 51-100	RPI 101+	Team's RPI: 122
RPI S Opponent Score	RPI S Opponent Score	RPI S Opponent Score	RPI S Opponent Score	RPI S Opponent Score
	43  Ohio 55  75	63  FGCU 64  82	126  Buffalo 69 61	
	43  Ohio 73  101	65  Ball St. 71  78	126  Buffalo 62 49	
		74  Central Mich. 60  81	129  Youngstown St. 74 49	
		74  Central Mich. 77  97	135  Northern Ky. 77 75	
		83  San Diego 65  86	142  Western Mich. 65  69	
		84  Eastern Mich. 68 65	168 N Northern Colo. 65  78	
		84  Eastern Mich. 75 72	178  Fla. Atlantic 77  91	
		96 N UNI 51  59	249  Northern Ill. 58  65	
		98  Toledo 81 71	253  Valparaiso 85 74	
			256  Bowling Green 71 55	
			273  UCF 74 54	
			285  Miami (OH) 65 62	
			285  Miami (OH) 77 65	
			322  Kent St. 70 60	
			322  Kent St. 78 66	
			324  Winthrop 76 59	
LAST 12 Division I GAMES:				
126  Buffalo 62 49	285  Miami (OH) 77 65			
322  Kent St. 70 60	65  Ball St. 71  78			
285  Miami (OH) 65 62	84  Eastern Mich. 75 72			
43  Ohio 73  101	43  Ohio 55  75			
322  Kent St. 78 66	74  Central Mich. 60  81			
142  Western Mich. 65  69	98  Toledo 81 71			

Non-Div I Games: Rochester College 103 37

Akron

 Loss, 
  Non-Conf, S Site, 
  Home 
  Away 
 N Neutral

## Alabama

Through Games Of March 3, 2016

Average RPI Win:	206	WON-LOST	WINNING	LAST 10	STRENGTH OF	OPP. STRENGTH	TEAM	ADJ.	CONF.	ADJ CONF.
Average RPI Loss:	55	RECORD	PCT. RANK	GAMES	SCHEDULE	OF SCHEDULE	RPI	RPI	RPI	RPI
DIV. I ONLY	15- 15	165	2- 8	124	61	154	154	2	2	
DIV. I NON-CONF.	11- 2	28	0- 0	313	318	118	118	2	2	
TOTALS	RPI 1-25	RPI 26-50	W-L RECORDS	RPI 51-100	RPI 101-150	RPI 150+				
15- 15	0- 4	2- 3	OVERALL	2- 5	1- 3	10- 0				
13- 4	0- 2	2- 0	HOME	1- 2	1- 0	9- 0				
0- 10	0- 2	0- 3	AWAY	0- 3	0- 2	0- 0				
2- 1	0- 0	0- 0	NEUTRAL	1- 0	0- 1	1- 0				
11- 2	0- 0	0- 0	NON-CONFERENCE	2- 1	0- 1	9- 0				
9- 0	0- 0	0- 0	HOME	1- 0	0- 0	8- 0				
0- 2	0- 0	0- 0	AWAY	0- 1	0- 1	0- 0				
2- 0	0- 0	0- 0	NEUTRAL	1- 0	0- 0	1- 0				
4- 13	0- 4	2- 3	CONFERENCE	0- 4	1- 2	1- 0				
4- 4	0- 2	2- 0	HOME	0- 2	1- 0	1- 0				
0- 8	0- 2	0- 3	AWAY	0- 2	0- 1	0- 0				
0- 1	0- 0	0- 0	NEUTRAL	0- 0	0- 1	0- 0				

RPI 1-25				RPI 26-50				RPI 51-100				RPI 101+ Team's RPI: 154			
RPI	S	Opponent	Score	RPI	S	Opponent	Score	RPI	S	Opponent	Score	RPI	S	Opponent	Score
4	H	South Carolina	46 66	26	A	Tennessee	42 70	56	A	Auburn	59 72	101	A	UT Martin	65 83
13	A	Kentucky	48 73	26	H	Tennessee	54 46	56	H	Auburn	55 59	117	H	LSU	62 45
17	H	Texas A&M	56 59	28	A	Mississippi St.	52 61	62	N	Middle Tenn.	64 46	117	N	LSU	49 58
20	A	Florida	72 80	32	H	Georgia	64 50	67	A	Georgia Tech	58 70	138	A	Arkansas	67 69
				45	A	Missouri	52 63	71	A	Vanderbilt	52 67	172	H	Ole Miss	48 37
								71	H	Vanderbilt	48 54	191	H	Grambling	72 57
								95	H	Georgetown	78 66	207	N	Utah Valley	67 60
												266	H	Appalachian St.	93 59
												271	H	Georgia St.	72 56
												291	H	Alcorn	97 50
												328	H	North Florida	69 47
												336	H	Lipscomb	68 49
												346	H	Alabama A&M	96 44
												349	H	Mississippi Val.	98 35
LAST 12 Division I GAMES:															
117	N	LSU	49 58	56	H	Auburn	55 59								
28	A	Mississippi St.	52 61	172	H	Ole Miss	48 37								
26	H	Tennessee	54 46	26	A	Tennessee	42 70								
4	H	South Carolina	46 66	17	H	Texas A&M	56 59								
138	A	Arkansas	67 69	71	A	Vanderbilt	52 67								
45	A	Missouri	52 63	20	A	Florida	72 80								

Non-Div I Games:

Alabama

■ Loss, 
 ■ Non-Conf, 
 ■ S Site, 
 ■ H Home 
 ■ A Away 
 N Neutral

## Alabama A&amp;M

Through Games Of March 3, 2016

Average RPI Win:	343	WON-LOST	WINNING	LAST 10	STRENGTH OF	OPP. STRENGTH	TEAM	ADJ.	CONF.	ADJ CONF.
Average RPI Loss:	219	RECORD	PCT. RANK	GAMES	SCHEDULE	OF SCHEDULE	RPI	RPI	RPI	RPI
DIV. I ONLY	3- 23	337	1- 9	310	344	346	346	31	31	
DIV. I NON-CONF.	0- 9	338	0- 0	165	262	331	331	31	31	
TOTALS	RPI 1-25	RPI 26-50	W-L RECORDS	RPI 51-100	RPI 101-150	RPI 150+				
3- 23	0- 0	0- 0	OVERALL	0- 2	0- 2	3- 19				
2- 11	0- 0	0- 0	HOME	0- 2	0- 1	2- 8				
1- 12	0- 0	0- 0	AWAY	0- 0	0- 1	1- 11				
0- 0	0- 0	0- 0	NEUTRAL	0- 0	0- 0	0- 0				
0- 9	0- 0	0- 0	NON-CONFERENCE	0- 2	0- 2	0- 5				
0- 5	0- 0	0- 0	HOME	0- 2	0- 1	0- 2				
0- 4	0- 0	0- 0	AWAY	0- 0	0- 1	0- 3				
0- 0	0- 0	0- 0	NEUTRAL	0- 0	0- 0	0- 0				
3- 14	0- 0	0- 0	CONFERENCE	0- 0	0- 0	3- 14				
2- 6	0- 0	0- 0	HOME	0- 0	0- 0	2- 6				
1- 8	0- 0	0- 0	AWAY	0- 0	0- 0	1- 8				
0- 0	0- 0	0- 0	NEUTRAL	0- 0	0- 0	0- 0				

RPI S	Opponent	Score	RPI S	Opponent	Score	RPI S	Opponent	Score	RPI S	Opponent	Score	Team's RPI: 346
						53	H Saint Louis	60 91	109	H Samford	30 54	
						88	H Belmont	28 78	140	A Marshall	45 81	
									154	A Alabama	44 96	
									164	A Southern U.	38 77	
									164	H Southern U.	62 68	
									172	A Ole Miss	42 103	
									191	A Grambling	56 75	
									191	H Grambling	67 75	
									235	H Southeast Mo. St.	58 69	
									248	A Texas Southern	41 72	
									248	H Texas Southern	38 57	
									259	H Murray St.	59 76	
									260	A Alabama St.	50 86	
									260	H Alabama St.	63 77	
									280	A Prairie View	72 93	
									280	H Prairie View	52 67	
									291	A Alcorn	52 68	
									291	H Alcorn	64 81	
									307	A Morehead St.	69 112	
									311	A Jackson St.	58 59	
									331	A Ark.-Pine Bluff	60 69	
									331	H Ark.-Pine Bluff	78 70	
									349	A Mississippi Val.	84 74	
									349	H Mississippi Val.	79 68	
LAST 12 Division I GAMES:												
191	H	Grambling	67	75	349	A	Mississippi Val.	84	74			
280	A	Prairie View	72	93	331	A	Ark.-Pine Bluff	60	69			
248	A	Texas Southern	41	72	248	H	Texas Southern	38	57			
164	H	Southern U.	62	68	280	H	Prairie View	52	67			
291	H	Alcorn	64	81	164	A	Southern U.	38	77			
260	H	Alabama St.	63	77	291	A	Alcorn	52	68			

Non-Div I Games: Tuskegee 66 55

Alabama A&amp;M

■ Loss, 
 ■ Non-Conf, S Site, 
 ■ Home 
 ■ Away 
 N Neutral

Average RPI Win:	293	WON-LOST	WINNING	LAST 10	STRENGTH OF	OPP. STRENGTH	TEAM	ADJ.	CONF.	ADJ CONF.
Average RPI Loss:	199	RECORD	PCT. RANK	GAMES	SCHEDULE	OF SCHEDULE	RPI	RPI	RPI	RPI
DIV. I ONLY	14- 11	141	8- 2	335	347	260	260	31	31	
DIV. I NON-CONF.	1- 7	318	0- 0	235	231	324	324	31	31	
TOTALS	RPI 1-25	RPI 26-50	W-L RECORDS	RPI 51-100	RPI 101-150	RPI 150+				
14- 11	0- 0	0- 0	OVERALL	0- 1	0- 1	14- 9				
7- 5	0- 0	0- 0	HOME	0- 0	0- 1	7- 4				
6- 5	0- 0	0- 0	AWAY	0- 1	0- 0	6- 4				
1- 1	0- 0	0- 0	NEUTRAL	0- 0	0- 0	1- 1				
1- 7	0- 0	0- 0	NON-CONFERENCE	0- 1	0- 1	1- 5				
0- 4	0- 0	0- 0	HOME	0- 0	0- 1	0- 3				
0- 2	0- 0	0- 0	AWAY	0- 1	0- 0	0- 1				
1- 1	0- 0	0- 0	NEUTRAL	0- 0	0- 0	1- 1				
13- 4	0- 0	0- 0	CONFERENCE	0- 0	0- 0	13- 4				
7- 1	0- 0	0- 0	HOME	0- 0	0- 0	7- 1				
6- 3	0- 0	0- 0	AWAY	0- 0	0- 0	6- 3				
0- 0	0- 0	0- 0	NEUTRAL	0- 0	0- 0	0- 0				

RPI 1-25				RPI 26-50				RPI 51-100				RPI 101+				Team's RPI: 260	
RPI	S	Opponent	Score	RPI	S	Opponent	Score	RPI	S	Opponent	Score	RPI	S	Opponent	Score		
								67	A	Georgia Tech	54	80	109	H	Samford	35	54
												155	H	Troy	59	73	
												163	A	Southern Miss.	44	65	
												164	A	Southern U.	60	59	
												164	H	Southern U.	55	57	
												191	A	Grambling	69	89	
												197	H	South Ala.	43	47	
												221	N	Siena	57	53	
												248	A	Texas Southern	58	48	
												248	H	Texas Southern	57	51	
												258	N	Tennessee St.	64	74	
												280	A	Prairie View	60	63	
												280	H	Prairie View	65	54	
												290	H	Savannah St.	49	60	
												291	A	Alcorn	52	51	
												291	H	Alcorn	64	51	
												311	A	Jackson St.	69	70	
												311	H	Jackson St.	63	57	
												331	A	Ark.-Pine Bluff	68	53	
												331	H	Ark.-Pine Bluff	72	63	
												346	A	Alabama A&M	77	63	
												346	H	Alabama A&M	86	50	
												349	A	Mississippi Val.	79	51	
												349	H	Mississippi Val.	100	50	
LAST 12 Division I GAMES:																	
311	H	Jackson St.	63	57	331	A	Ark.-Pine Bluff	68	53								
248	A	Texas Southern	58	48	349	A	Mississippi Val.	79	51								
280	A	Prairie View	60	63	280	H	Prairie View	65	54								
291	H	Alcorn	64	51	248	H	Texas Southern	57	51								
164	H	Southern U.	55	57	291	A	Alcorn	52	51								
346	A	Alabama A&M	77	63	164	A	Southern U.	60	59								

Non-Div I Games: Mobile 71 56

Alabama St.

■ Loss, 
 ■ Non-Conf, 
 ■ S Site, 
 ■ Home 
 ■ A Away 
 N Neutral

Average RPI Win: 218		WON-LOST	WINNING	LAST 10	STRENGTH OF	OPP. STRENGTH	TEAM	ADJ.	CONF.	ADJ CONF.
Average RPI Loss: 55		RECORD	PCT. RANK	GAMES	SCHEDULE	OF SCHEDULE	RPI	RPI	RPI	RPI
DIV. I ONLY		24- 4	16	9- 1	221	175	52	52	16	16
DIV. I NON-CONF.		9- 3	69	0- 0	226	102	70	70	18	18
TOTALS	RPI 1-25		RPI 26-50		W-L RECORDS		RPI 51-100		RPI 101-150	RPI 150+
24- 4	0- 0		0- 1		OVERALL		2- 3		0- 0	22- 0
11- 0	0- 0		0- 0		HOME		1- 0		0- 0	10- 0
11- 4	0- 0		0- 1		AWAY		0- 3		0- 0	11- 0
2- 0	0- 0		0- 0		NEUTRAL		1- 0		0- 0	1- 0
9- 3	0- 0		0- 1		NON-CONFERENCE		1- 2		0- 0	8- 0
3- 0	0- 0		0- 0		HOME		0- 0		0- 0	3- 0
4- 3	0- 0		0- 1		AWAY		0- 2		0- 0	4- 0
2- 0	0- 0		0- 0		NEUTRAL		1- 0		0- 0	1- 0
15- 1	0- 0		0- 0		CONFERENCE		1- 1		0- 0	14- 0
8- 0	0- 0		0- 0		HOME		1- 0		0- 0	7- 0
7- 1	0- 0		0- 0		AWAY		0- 1		0- 0	7- 0
0- 0	0- 0		0- 0		NEUTRAL		0- 0		0- 0	0- 0

RPI 1-25			
RPI	S	Opponent	Score
RPI 26-50			
RPI	S	Opponent	Score
26	A	Tennessee	55 63
RPI 51-100 Team's RPI: 52			
RPI	S	Opponent	Score
55	A	Southern California	67 68
69	A	Maine	53 65
69	H	Maine	64 59
70	A	Army West Point	62 65
98	N	Toledo	63 55
RPI 101+			
RPI	S	Opponent	Score
160	A	Stony Brook	62 49
160	H	Stony Brook	73 54
162	H	Yale	74 70
176	A	UMBC	77 42
176	H	UMBC	63 39
184	N	UC Davis	80 70
185	A	Fairfield	62 50
206	A	Hartford	78 41
206	H	Hartford	84 39
208	A	Rhode Island	67 58
221	A	Siena	61 42
232	A	Binghamton	59 47
232	H	Binghamton	64 58
237	A	New Hampshire	78 52
237	H	New Hampshire	85 48
262	H	Providence	71 58
269	H	Pepperdine	64 49
281	A	Vermont	75 40
281	H	Vermont	72 43
320	A	UMass Lowell	85 55
320	H	UMass Lowell	88 57
340	A	Boston U.	83 43
LAST 12 Division I GAMES:			
206	H	Hartford	84 39
320	H	UMass Lowell	88 57
160	A	Stony Brook	62 49
69	A	Maine	53 65
237	H	New Hampshire	85 48
232	H	Binghamton	64 58
281	A	Vermont	75 40
176	H	UMBC	63 39
206	A	Hartford	78 41
320	A	UMass Lowell	85 55
160	H	Stony Brook	73 54
232	A	Binghamton	59 47

Non-Div I Games:

Albany (NY)

Loss, Non-Conf, S Site, H Home A Away N Neutral



Average RPI Win:	295	WON-LOST	WINNING	LAST 10	STRENGTH OF	OPP. STRENGTH	TEAM	ADJ.	CONF.	ADJ CONF.
Average RPI Loss:	204	RECORD	PCT. RANK	GAMES	SCHEDULE	OF SCHEDULE	RPI	RPI	RPI	RPI
DIV. I ONLY	8- 17	269	6- 4	304	341	291	291	31	31	
DIV. I NON-CONF.	0- 8	338	0- 0	80	171	300	300	31	31	
TOTALS	RPI 1-25	RPI 26-50	W-L RECORDS	RPI 51-100	RPI 101-150	RPI 150+				
8- 17	0- 0	0- 1	OVERALL	0- 0	0- 4	8- 12				
5- 3	0- 0	0- 0	HOME	0- 0	0- 0	5- 3				
3- 14	0- 0	0- 0	AWAY	0- 0	0- 2	3- 6				
0- 0	0- 0	0- 0	NEUTRAL	0- 0	0- 0	0- 0				
0- 8	0- 0	0- 1	NON-CONFERENCE	0- 0	0- 4	0- 3				
0- 0	0- 0	0- 0	HOME	0- 0	0- 0	0- 0				
0- 8	0- 0	0- 1	AWAY	0- 0	0- 4	0- 3				
0- 0	0- 0	0- 0	NEUTRAL	0- 0	0- 0	0- 0				
8- 9	0- 0	0- 0	CONFERENCE	0- 0	0- 0	8- 9				
5- 3	0- 0	0- 0	HOME	0- 0	0- 0	5- 3				
3- 6	0- 0	0- 0	AWAY	0- 0	0- 0	3- 6				
0- 0	0- 0	0- 0	NEUTRAL	0- 0	0- 0	0- 0				

RPI 1-25			RPI 26-50			RPI 51-100			RPI 101+			Team's RPI: 291
RPI	S	Opponent	Score	RPI	S	Opponent	Score	RPI	S	Opponent	Score	
				40	A	Arkansas St.	50 82					
								107	A	Central Ark.	35 58	
								112	A	Northwestern	47 91	
								116	A	Iowa St.	41 91	
								133	A	La.-Lafayette	61 73	
								154	A	Alabama	50 97	
								158	A	East Carolina	58 87	
								164	A	Southern U.	57 66	
								164	H	Southern U.	85 74	
								191	A	Grambling	70 66	
								191	H	Grambling	76 85	
								248	A	Texas Southern	39 68	
								260	A	Alabama St.	51 64	
								260	H	Alabama St.	51 52	
								280	A	Prairie View	54 58	
								280	H	Prairie View	70 65	
								295	A	Jacksonville St.	65 67	
								311	A	Jackson St.	65 79	
								311	H	Jackson St.	66 73	
								331	A	Ark.-Pine Bluff	69 71	
								331	H	Ark.-Pine Bluff	81 53	
								346	A	Alabama A&M	81 64	
								346	H	Alabama A&M	68 52	
								349	A	Mississippi Val.	81 66	
								349	H	Mississippi Val.	75 39	
LAST 12 Division I GAMES:												
				280	H	Prairie View	70 65					
				164	H	Southern U.	85 74					
				260	A	Alabama St.	51 64					
				346	A	Alabama A&M	81 64					
				331	H	Ark.-Pine Bluff	81 53					
				349	H	Mississippi Val.	75 39					
				191	A	Grambling	70 66					
				311	A	Jackson St.	65 79					
				164	A	Southern U.	57 66					
				260	H	Alabama St.	51 52					
				346	H	Alabama A&M	68 52					
				331	A	Ark.-Pine Bluff	69 71					

Non-Div I Games: Mt. Mercy 60 56 Delta St. 66 57

Alcorn

Loss, Non-Conf, S Site, H Home A Away N Neutral

Average RPI Win: <b>265</b>	WON-LOST	WINNING	LAST 10	STRENGTH OF	OPP. STRENGTH	TEAM	ADJ.	CONF.	ADJ CONF.
Average RPI Loss: <b>165</b>	RECORD	PCT. RANK	GAMES	SCHEDULE	OF SCHEDULE	RPI	RPI	RPI	RPI
DIV. I ONLY	7- 22	298	3- 7	134	281	274	274	25	25
DIV. I NON-CONF.	2- 9	296	0- 0	25	173	200	200	27	27
TOTALS	RPI 1-25	RPI 26-50	W-L RECORDS	RPI 51-100	RPI 101-150	RPI 150+			
7- 22	0- 0	0- 3	OVERALL	0- 6	0- 2	7- 11			
4- 9	0- 0	0- 0	HOME	0- 4	0- 1	4- 4			
3- 13	0- 0	0- 3	AWAY	0- 2	0- 1	3- 7			
0- 0	0- 0	0- 0	NEUTRAL	0- 0	0- 0	0- 0			
2- 9	0- 0	0- 3	NON-CONFERENCE	0- 2	0- 2	2- 2			
1- 3	0- 0	0- 0	HOME	0- 2	0- 1	1- 0			
1- 6	0- 0	0- 3	AWAY	0- 0	0- 1	1- 2			
0- 0	0- 0	0- 0	NEUTRAL	0- 0	0- 0	0- 0			
5- 13	0- 0	0- 0	CONFERENCE	0- 4	0- 0	5- 9			
3- 6	0- 0	0- 0	HOME	0- 2	0- 0	3- 4			
2- 7	0- 0	0- 0	AWAY	0- 2	0- 0	2- 5			
0- 0	0- 0	0- 0	NEUTRAL	0- 0	0- 0	0- 0			

RPI 1-25			RPI 26-50			RPI 51-100			RPI 101+			Team's RPI: 274			
RPI	S	Opponent	Score	RPI	S	Opponent	Score	RPI	S	Opponent	Score	RPI	S	Opponent	Score
				33	A	Princeton	34 72	68	H	Hofstra	51 60	127	A	Pittsburgh	58 76
				36	A	James Madison	45 74	70	A	Army West Point	51 87	137	H	Wake Forest	70 71
				37	A	George Washington	48 78	70	H	Army West Point	42 52	176	A	UMBC	46 47
								86	H	Elon	54 62	200	A	William & Mary	51 62
								91	A	Bucknell	54 60	218	A	Lehigh	59 55
								91	H	Bucknell	60 66	218	H	Lehigh	52 61
												220	A	Dartmouth	45 41
												234	A	Loyola Maryland	46 52
												234	H	Loyola Maryland	50 55
												236	A	Navy	52 65
												236	H	Navy	61 56
												243	H	Manhattan	52 48
												251	A	Holy Cross	54 59
												251	H	Holy Cross	50 59
												300	A	Colgate	49 37
												300	H	Colgate	64 56
												325	A	Lafayette	59 63
												325	H	Lafayette	51 60
												340	A	Boston U.	59 63
												340	H	Boston U.	79 33
LAST 12 Division I GAMES:															
				236	H	Navy	61 56	340	H	Boston U.	79 33				
				234	H	Loyola Maryland	50 55	218	H	Lehigh	52 61				
				236	A	Navy	52 65	91	A	Bucknell	54 60				
				251	H	Holy Cross	50 59	300	H	Colgate	64 56				
				325	A	Lafayette	59 63	251	A	Holy Cross	54 59				
				70	A	Army West Point	51 87	325	H	Lafayette	51 60				

Non-Div I Games:

American

Average RPI Win:	221	WON-LOST	WINNING	LAST 10	STRENGTH OF	OPP. STRENGTH	TEAM	ADJ.	CONF.	ADJ CONF.
Average RPI Loss:	169	RECORD	PCT. RANK	GAMES	SCHEDULE	OF SCHEDULE	RPI	RPI	RPI	RPI
DIV. I ONLY	10- 18	256	4- 6	229	191	266	266	15	15	
DIV. I NON-CONF.	3- 6	234	0- 0	213	206	270	270	14	14	
TOTALS	RPI 1-25	RPI 26-50	W-L RECORDS	RPI 51-100	RPI 101-150	RPI 150+				
10- 18	0- 0	0- 1	OVERALL	0- 1	1- 7	9- 9				
6- 7	0- 0	0- 0	HOME	0- 0	1- 3	5- 4				
4- 9	0- 0	0- 1	AWAY	0- 0	0- 4	4- 4				
0- 2	0- 0	0- 0	NEUTRAL	0- 1	0- 0	0- 1				
3- 6	0- 0	0- 0	NON-CONFERENCE	0- 1	0- 2	3- 3				
3- 1	0- 0	0- 0	HOME	0- 0	0- 1	3- 0				
0- 3	0- 0	0- 0	AWAY	0- 0	0- 1	0- 2				
0- 2	0- 0	0- 0	NEUTRAL	0- 1	0- 0	0- 1				
7- 12	0- 0	0- 1	CONFERENCE	0- 0	1- 5	6- 6				
3- 6	0- 0	0- 0	HOME	0- 0	1- 2	2- 4				
4- 6	0- 0	0- 1	AWAY	0- 0	0- 3	4- 2				
0- 0	0- 0	0- 0	NEUTRAL	0- 0	0- 0	0- 0				

RPI S	Opponent	Score	RPI S	Opponent	Score	RPI S	Opponent	Score	RPI S	Opponent	Score	Team's RPI: 266
40	A Arkansas St.	60 83	59	N South Dakota	60 87	102	A Little Rock	50 67	102	H Little Rock	67 72	
						121	H Liberty	68 74	133	A La.-Lafayette	51 60	
						133	H La.-Lafayette	76 59	139	A UT Arlington	58 65	
						139	H UT Arlington	45 76	147	A North Carolina	59 68	
						154	A Alabama	59 93	155	A Troy	96 81	
						155	H Troy	89 100	166	H ETSU	70 52	
						194	H Richmond	73 59	197	A South Ala.	55 71	
						197	H South Ala.	54 68	209	H Furman	92 78	
						231	A Col. of Charleston	50 60	233	A Texas St.	76 87	
						233	H Texas St.	90 71	271	A Georgia St.	72 69	
						271	H Georgia St.	75 80	277	A La.-Monroe	57 54	
						277	H La.-Monroe	64 52	277	H La.-Monroe	64 52	
						294	A Ga. Southern	68 62	294	A Ga. Southern	68 62	
						155	H Troy	89 100	294	H Ga. Southern	50 65	
						197	H South Ala.	54 68	323	N Delaware St.	69 76	
						139	A UT Arlington	58 65	294	H Ga. Southern	50 65	
LAST 12 Division I GAMES:												
102	H Little Rock	67 72	233	A Texas St.	76 87	277	H La.-Monroe	64 52	277	H La.-Monroe	64 52	
271	A Georgia St.	72 69	133	H La.-Lafayette	76 59	197	A South Ala.	55 71	294	A Ga. Southern	68 62	
294	A Ga. Southern	68 62	155	A Troy	96 81	323	N Delaware St.	69 76	294	H Ga. Southern	50 65	
155	H Troy	89 100	197	H South Ala.	54 68	139	A UT Arlington	58 65	294	H Ga. Southern	50 65	
197	H South Ala.	54 68	294	H Ga. Southern	50 65							

Non-Div I Games:

Appalachian St.

■ Loss, 
 ■ Non-Conf, S Site, 
 ■ Home 
 ■ Away 
 N Neutral

# Arizona

Through Games Of March 3, 2016

Average RPI Win:	164	WON-LOST	WINNING	LAST 10	STRENGTH OF	OPP. STRENGTH	TEAM	ADJ.	CONF.	ADJ CONF.
Average RPI Loss:	54	RECORD	PCT. RANK	GAMES	SCHEDULE	OF SCHEDULE	RPI	RPI	RPI	RPI
DIV. I ONLY	13- 18	222	2- 8	23	28	118	118	1	1	
DIV. I NON-CONF.	9- 3	69	0- 0	127	223	81	81	1	1	
TOTALS	RPI 1-25	RPI 26-50	W-L RECORDS	RPI 51-100	RPI 101-150	RPI 150+				
13- 18	0- 7	0- 2	OVERALL	5- 8	0- 0	8- 1				
8- 7	0- 3	0- 1	HOME	2- 3	0- 0	6- 0				
3- 9	0- 1	0- 0	AWAY	2- 1	0- 0	1- 0				
2- 2	0- 0	0- 0	NEUTRAL	1- 1	0- 0	1- 1				
9- 3	0- 0	0- 0	NON-CONFERENCE	2- 2	0- 0	7- 1				
6- 0	0- 0	0- 0	HOME	1- 0	0- 0	5- 0				
2- 1	0- 0	0- 0	AWAY	1- 1	0- 0	1- 0				
1- 2	0- 0	0- 0	NEUTRAL	0- 1	0- 0	1- 1				
4- 15	0- 7	0- 2	CONFERENCE	3- 6	0- 0	1- 0				
2- 7	0- 3	0- 1	HOME	1- 3	0- 0	1- 0				
1- 8	0- 4	0- 1	AWAY	1- 3	0- 0	0- 0				
1- 0	0- 0	0- 0	NEUTRAL	1- 0	0- 0	0- 0				

RPI S	Opponent	Score	RPI S	Opponent	Score	RPI S	Opponent	Score	RPI S	Opponent	Score	Team's RPI: 118
7	A Stanford	58 82	38	A Washington	47 63	55	A Southern California	63 56	170	H George Mason	68 60	
7	H Stanford	34 59	38	H Washington	52 74	55	H Southern California	57 67	174	H Pacific	69 56	
8	A Arizona St.	49 61				63	N FGCU	55 57	180	H Louisiana Tech	77 67	
8	H Arizona St.	47 62				81	A Oregon	54 76	187	N Gardner-Webb	79 60	
9	A Oregon St.	43 71				81	N Oregon	74 68	188	N SMU	46 58	
10	A UCLA	53 80				83	A San Diego	54 59	193	H Colorado	63 52	
10	H UCLA	39 73				85	H Utah	55 60	238	H Kansas	67 52	
						89	A California	56 75	240	A North Texas	51 44	
						89	H California	57 52	330	H Howard	65 28	
						94	A Washington St.	46 67				
						94	H Washington St.	61 62				
						98	A Toledo	62 59				
						99	H New Mexico St.	68 64				
LAST 12 Division I GAMES:												
81	N Oregon	74 68	7	A Stanford	58 82							
55	A Southern California	63 56	10	H UCLA	39 73							
10	A UCLA	53 80	55	H Southern California	57 67							
94	H Washington St.	61 62	81	A Oregon	54 76							
38	H Washington	52 74	9	A Oregon St.	43 71							
89	A California	56 75	8	H Arizona St.	47 62							

Non-Div I Games:

Arizona

Loss, Non-Conf, S Site, H Home A Away N Neutral

Average RPI Win:	102	WON-LOST	WINNING	LAST 10	STRENGTH OF	OPP. STRENGTH	TEAM	ADJ.	CONF.	ADJ CONF.
Average RPI Loss:	22	RECORD	PCT. RANK	GAMES	SCHEDULE	OF SCHEDULE	RPI	RPI	RPI	RPI
DIV. I ONLY	25- 5	20	8- 2	9	2	8	8	1	1	
DIV. I NON-CONF.	9- 3	69	0- 0	32	22	35	35	1	1	
TOTALS	RPI 1-25	RPI 26-50	W-L RECORDS	RPI 51-100	RPI 101-150	RPI 150+				
25- 5	5- 4	2- 0	OVERALL	9- 1	3- 0	6- 0				
13- 2	3- 1	1- 0	HOME	5- 1	1- 0	3- 0				
11- 2	2- 2	1- 0	AWAY	4- 0	2- 0	2- 0				
1- 1	0- 1	0- 0	NEUTRAL	0- 0	0- 0	1- 0				
9- 3	2- 2	0- 0	NON-CONFERENCE	1- 1	1- 0	5- 0				
4- 2	1- 1	0- 0	HOME	1- 1	0- 0	2- 0				
4- 0	1- 0	0- 0	AWAY	0- 0	1- 0	2- 0				
1- 1	0- 1	0- 0	NEUTRAL	0- 0	0- 0	1- 0				
16- 2	3- 2	2- 0	CONFERENCE	8- 0	2- 0	1- 0				
9- 0	2- 0	1- 0	HOME	4- 0	1- 0	1- 0				
7- 2	1- 2	1- 0	AWAY	4- 0	1- 0	0- 0				
0- 0	0- 0	0- 0	NEUTRAL	0- 0	0- 0	0- 0				

RPI	S	Opponent	Score	RPI	S	Opponent	Score	RPI	S	Opponent	Score	RPI	S	Opponent	Score
4	N	South Carolina	58 60	38	A	Washington	68 61	55	A	Southern California	50 45	118	A	Arizona	62 47
7	A	Stanford	63 61	38	H	Washington	77 57	55	H	Southern California	69 68	118	H	Arizona	61 49
7	H	Stanford	49 31					75	H	VCU	48 57	125	A	Hawaii	75 49
9	A	Oregon St.	44 67					81	A	Oregon	63 58	188	A	SMU	64 57
10	A	UCLA	61 74					85	H	Utah	80 60	193	H	Colorado	64 37
10	H	UCLA	65 61					89	A	California	64 49	206	A	Hartford	60 29
12	H	Florida St.	68 56					89	H	California	57 49	216	N	CSU Bakersfield	60 47
13	H	Kentucky	64 68					93	H	Marquette	90 80	230	H	Columbia	70 49
16	A	Syracuse	61 54					94	A	Washington St.	63 45	297	H	CSUN	69 46
								94	H	Washington St.	61 39				
LAST 12 Division I GAMES:															
10	A	UCLA	61 74	55	H	Southern California	69 68	10	H	UCLA	65 61				
55	A	Southern California	50 45	9	A	Oregon St.	44 67	81	A	Oregon	63 58				
38	H	Washington	77 57	118	A	Arizona	62 47	118	H	Arizona	61 49				
94	H	Washington St.	61 39												
7	A	Stanford	63 61												
89	A	California	64 49												

Non-Div I Games:

Arizona St.

Average RPI Win:	290	WON-LOST	WINNING	LAST 10	STRENGTH OF	OPP. STRENGTH	TEAM	ADJ.	CONF.	ADJ CONF.
Average RPI Loss:	206	RECORD	PCT. RANK	GAMES	SCHEDULE	OF SCHEDULE	RPI	RPI	RPI	RPI
DIV. I ONLY	5- 19	309	4- 6	298	324	331	331	31	31	
DIV. I NON-CONF.	0- 7	338	0- 0	189	6	322	322	31	31	
TOTALS	RPI 1-25	RPI 26-50	W-L RECORDS	RPI 51-100	RPI 101-150	RPI 150+				
5- 19	0- 0	0- 1	OVERALL	0- 2	0- 2	5- 14				
4- 4	0- 0	0- 0	HOME	0- 0	0- 0	4- 4				
1- 15	0- 0	0- 1	AWAY	0- 1	0- 1	1- 4				
0- 0	0- 0	0- 0	NEUTRAL	0- 0	0- 0	0- 0				
0- 7	0- 0	0- 1	NON-CONFERENCE	0- 2	0- 2	0- 2				
0- 0	0- 0	0- 0	HOME	0- 0	0- 0	0- 0				
0- 7	0- 0	0- 1	AWAY	0- 2	0- 2	0- 2				
0- 0	0- 0	0- 0	NEUTRAL	0- 0	0- 0	0- 0				
5- 12	0- 0	0- 0	CONFERENCE	0- 0	0- 0	5- 12				
4- 4	0- 0	0- 0	HOME	0- 0	0- 0	4- 4				
1- 8	0- 0	0- 0	AWAY	0- 0	0- 0	1- 8				
0- 0	0- 0	0- 0	NEUTRAL	0- 0	0- 0	0- 0				

RPI S	Opponent	Score	RPI S	Opponent	Score	RPI S	Opponent	Score	RPI S	Opponent	Score	Team's RPI: 331
45	A Missouri	34 85	97	A Nebraska	46 96	116	A Iowa St.	41 70	146	A Texas Tech	40 84	
			98	A Toledo	47 74	153	A UAB	32 82	164	A Southern U.	70 74	
						164	H Southern U.	61 78	172	A Ole Miss	45 80	
						191	A Grambling	49 67	191	H Grambling	83 68	
						248	A Texas Southern	30 57	248	H Texas Southern	51 57	
						260	A Alabama St.	63 72	260	H Alabama St.	53 68	
						280	A Prairie View	55 70	280	H Prairie View	66 70	
						291	A Alcorn	53 81	291	H Alcorn	71 69	
						311	A Jackson St.	66 59	311	H Jackson St.	71 66	
						346	A Alabama A&M	70 78	346	H Alabama A&M	69 60	
						349	A Mississippi Val.	60 62				
LAST 12 Division I GAMES:												
311	A Jackson St.	66 59	260	H Alabama St.	53 68							
191	A Grambling	49 67	346	H Alabama A&M	69 60							
248	H Texas Southern	51 57	311	H Jackson St.	71 66							
280	H Prairie View	66 70	191	H Grambling	83 68							
291	A Alcorn	53 81	248	A Texas Southern	30 57							
164	A Southern U.	70 74	280	A Prairie View	55 70							

Non-Div I Games: Talladega 73 83 Philander Smith 63 51 Tougaloo 65 51 Talladega 68 55 Ark.-Pine Bluff

## Arkansas

Through Games Of March 3, 2016

Average RPI Win:	163	WON-LOST	WINNING	LAST 10	STRENGTH OF	OPP. STRENGTH	TEAM	ADJ.	CONF.	ADJ CONF.
Average RPI Loss:	56	RECORD	PCT. RANK	GAMES	SCHEDULE	OF SCHEDULE	RPI	RPI	RPI	RPI
DIV. I ONLY	12- 18	233	3- 7	38	22	138	138	2	2	
DIV. I NON-CONF.	5- 8	209	0- 0	204	109	251	251	2	2	
<hr/>										
TOTALS	RPI 1-25	RPI 26-50	W-L RECORDS	RPI 51-100	RPI 101-150	RPI 150+				
12- 18	1- 5	2- 7	OVERALL	1- 3	2- 1	6- 2				
11- 4	1- 1	2- 1	HOME	1- 1	1- 0	6- 1				
1- 10	0- 2	0- 5	AWAY	0- 2	1- 0	0- 1				
0- 4	0- 2	0- 1	NEUTRAL	0- 0	0- 1	0- 0				
5- 8	0- 2	0- 1	NON-CONFERENCE	0- 2	1- 1	4- 2				
5- 2	0- 0	0- 0	HOME	0- 1	1- 0	4- 1				
0- 3	0- 0	0- 1	AWAY	0- 1	0- 0	0- 1				
0- 3	0- 2	0- 0	NEUTRAL	0- 0	0- 1	0- 0				
7- 10	1- 3	2- 6	CONFERENCE	1- 1	1- 0	2- 0				
6- 2	1- 1	2- 1	HOME	1- 0	0- 0	2- 0				
1- 7	0- 2	0- 4	AWAY	0- 1	1- 0	0- 0				
0- 1	0- 0	0- 1	NEUTRAL	0- 0	0- 0	0- 0				

RPI 1-25				RPI 26-50				RPI 51-100				RPI 101+ Team's RPI: 138			
RPI	S	Opponent	Score	RPI	S	Opponent	Score	RPI	S	Opponent	Score	RPI	S	Opponent	Score
4	A	South Carolina	32 85	26	A	Tennessee	57 75	56	A	Auburn	60 71	117	A	LSU	48 44
6	N	Texas	50 61	26	H	Tennessee	64 59	60	A	South Dakota St.	69 76	133	N	La.-Lafayette	59 67
9	N	Oregon St.	47 63	26	N	Tennessee	51 68	71	H	Vanderbilt	57 56	144	H	Oral Roberts	65 50
13	A	Kentucky	63 77	28	A	Mississippi St.	55 80	92	H	Missouri St.	54 69	154	H	Alabama	69 67
17	H	Texas A&M	67 61	28	H	Mississippi St.	55 65					172	H	Ole Miss	60 49
20	H	Florida	66 71	32	A	Georgia	57 72					179	H	Tulsa	67 74
				45	A	Missouri	48 69					195	A	Butler	57 63
				45	H	Missouri	64 52					222	H	Sam Houston St.	67 47
				50	A	Rutgers	40 60					312	H	Southeastern La.	97 53
												332	H	New Orleans	73 41
												349	H	Mississippi Val.	86 46
<hr/>															
LAST 12 Division I GAMES:															
				26	N	Tennessee	51 68	71	H	Vanderbilt	57 56				
				172	H	Ole Miss	60 49	26	A	Tennessee	57 75				
				32	A	Georgia	57 72	28	H	Mississippi St.	55 65				
				13	A	Kentucky	63 77	20	H	Florida	66 71				
				154	H	Alabama	69 67	56	A	Auburn	60 71				
				45	A	Missouri	48 69	117	A	LSU	48 44				

Non-Div I Games:

Arkansas

■ Loss, 
■ Non-Conf, 
■ S Site, 
■ H Home 
■ A Away 
N Neutral

Average RPI Win:	211	WON-LOST	WINNING	LAST 10	STRENGTH OF	OPP. STRENGTH	TEAM	ADJ.	CONF.	ADJ CONF.
Average RPI Loss:	67	RECORD	PCT. RANK	GAMES	SCHEDULE	OF SCHEDULE	RPI	RPI	RPI	RPI
DIV. I ONLY	24- 4	16	9- 1	159	196	40	40	15	15	
DIV. I NON-CONF.	6- 3	99	0- 0	94	200	54	54	14	14	
TOTALS	RPI 1-25	RPI 26-50	W-L RECORDS	RPI 51-100	RPI 101-150	RPI 150+				
24- 4	0- 1	0- 1	OVERALL	1- 1	6- 1	17- 0				
13- 0	0- 0	0- 0	HOME	0- 0	3- 0	10- 0				
11- 4	0- 1	0- 1	AWAY	1- 1	3- 1	7- 0				
0- 0	0- 0	0- 0	NEUTRAL	0- 0	0- 0	0- 0				
6- 3	0- 1	0- 1	NON-CONFERENCE	1- 1	1- 0	4- 0				
3- 0	0- 0	0- 0	HOME	0- 0	0- 0	3- 0				
3- 3	0- 1	0- 1	AWAY	1- 1	1- 0	1- 0				
0- 0	0- 0	0- 0	NEUTRAL	0- 0	0- 0	0- 0				
18- 1	0- 0	0- 0	CONFERENCE	0- 0	5- 1	13- 0				
10- 0	0- 0	0- 0	HOME	0- 0	3- 0	7- 0				
8- 1	0- 0	0- 0	AWAY	0- 0	2- 1	6- 0				
0- 0	0- 0	0- 0	NEUTRAL	0- 0	0- 0	0- 0				

RPI 1-25				RPI 26-50				Team's RPI: 40	RPI 51-100				RPI 101+			
RPI	S	Opponent	Score	RPI	S	Opponent	Score		RPI	S	Opponent	Score	RPI	S	Opponent	Score
20	A	Florida	72 76	49	A	Chattanooga	54 55		63	A	FGCU	62 48	101	A	UT Martin	76 74
									97	A	Nebraska	71 79	102	A	Little Rock	69 71
													102	H	Little Rock	66 53
													133	A	La.-Lafayette	74 62
													133	H	La.-Lafayette	83 56
													139	A	UT Arlington	78 71
													139	H	UT Arlington	66 44
													155	A	Troy	101 81
													155	H	Troy	94 80
													197	A	South Ala.	66 53
													197	H	South Ala.	58 51
													233	A	Texas St.	74 59
													233	H	Texas St.	87 50
													266	H	Appalachian St.	83 60
													268	H	Austin Peay	66 55
													271	A	Georgia St.	85 64
													271	H	Georgia St.	75 54
													277	A	La.-Monroe	78 64
													277	H	La.-Monroe	66 43
													278	A	Tennessee Tech	77 55
													291	H	Alcorn	82 50
													294	A	Ga. Southern	79 52
													294	H	Ga. Southern	77 54
													298	H	Wichita St.	67 40
LAST 12 Division I GAMES:																
102	A	Little Rock	69 71	133	A	La.-Lafayette	74 62									
139	H	UT Arlington	66 44	155	H	Troy	94 80									
233	H	Texas St.	87 50	197	H	South Ala.	58 51									
271	A	Georgia St.	85 64	294	H	Ga. Southern	77 54									
294	A	Ga. Southern	79 52	271	H	Georgia St.	75 54									
277	A	La.-Monroe	78 64	233	A	Texas St.	74 59									

Non-Div I Games:

Arkansas St.

■ Loss, 
 ■ Non-Conf, 
 ■ S Site, 
 ■ Home 
 ■ A Away 
 N Neutral



Army West Point

Through Games Of March 3, 2016

Average RPI Win:	250	WON-LOST	WINNING	LAST 10	STRENGTH OF	OPP. STRENGTH	TEAM	ADJ.	CONF.	ADJ CONF.
Average RPI Loss:	70	RECORD	PCT. RANK	GAMES	SCHEDULE	OF SCHEDULE	RPI	RPI	RPI	RPI
DIV. I ONLY	25- 2	6	10- 0	307	283	70	70	25	25	
DIV. I NON-CONF.	8- 1	23	0- 0	267	252	74	74	27	27	
TOTALS	RPI 1-25	RPI 26-50	W-L RECORDS	RPI 51-100	RPI 101-150	RPI 150+				
25- 2	0- 0	0- 1	OVERALL	3- 1	0- 0	22- 0				
13- 0	0- 0	0- 0	HOME	3- 0	0- 0	10- 0				
11- 2	0- 0	0- 1	AWAY	0- 1	0- 0	11- 0				
1- 0	0- 0	0- 0	NEUTRAL	0- 0	0- 0	1- 0				
8- 1	0- 0	0- 1	NON-CONFERENCE	2- 0	0- 0	6- 0				
5- 0	0- 0	0- 0	HOME	2- 0	0- 0	3- 0				
3- 1	0- 0	0- 1	AWAY	0- 0	0- 0	3- 0				
0- 0	0- 0	0- 0	NEUTRAL	0- 0	0- 0	0- 0				
17- 1	0- 0	0- 0	CONFERENCE	1- 1	0- 0	16- 0				
8- 0	0- 0	0- 0	HOME	1- 0	0- 0	7- 0				
8- 1	0- 0	0- 0	AWAY	0- 1	0- 0	8- 0				
1- 0	0- 0	0- 0	NEUTRAL	0- 0	0- 0	1- 0				

RPI 1-25				RPI 26-50				RPI 51-100				Team's RPI: 70		RPI 101+			
RPI	S	Opponent	Score	RPI	S	Opponent	Score	RPI	S	Opponent	Score			RPI	S	Opponent	Score
				48	A	Duke	61 72	52	H	Albany (NY)	65 62			162	A	Yale	65 61
								82	H	Quinnipiac	67 57			218	A	Lehigh	69 49
								91	A	Bucknell	69 79			218	H	Lehigh	63 39
								91	H	Bucknell	68 63			234	A	Loyola Maryland	52 44
														234	H	Loyola Maryland	70 37
														236	A	Navy	49 34
														236	N	Navy	75 38
														251	A	Holy Cross	80 49
														251	H	Holy Cross	77 58
														269	H	Pepperdine	63 53
														274	A	American	52 42
														274	H	American	87 51
														276	H	Central Conn. St.	81 52
														284	H	Rider	57 42
														300	A	Colgate	78 55
														300	H	Colgate	67 55
														325	A	Lafayette	78 45
														325	H	Lafayette	84 57
														337	A	St. Francis Brooklyn	74 35
														340	A	Boston U.	79 44
														340	H	Boston U.	72 38
														345	A	NJIT	71 35
LAST 12 Division I GAMES:																	
				340	A	Boston U.	79 44					300	A	Colgate	78 55		
				218	A	Lehigh	69 49					234	A	Loyola Maryland	52 44		
				340	H	Boston U.	72 38					325	H	Lafayette	84 57		
				236	A	Navy	49 34					91	H	Bucknell	68 63		
				251	A	Holy Cross	80 49					236	N	Navy	75 38		
				274	H	American	87 51					251	H	Holy Cross	77 58		

Non-Div I Games: Emerson 86 47

Army West Point

Loss, Non-Conf, S Site, H Home A Away N Neutral

Average RPI Win:	161	WON-LOST	WINNING	LAST 10	STRENGTH OF	OPP. STRENGTH	TEAM	ADJ.	CONF.	ADJ CONF.
Average RPI Loss:	40	RECORD	PCT. RANK	GAMES	SCHEDULE	OF SCHEDULE	RPI	RPI	RPI	RPI
DIV. I ONLY	19- 11	95	6- 4	63	39	56	56	2	2	
DIV. I NON-CONF.	10- 3	61	0- 0	264	132	110	110	2	2	
TOTALS	RPI 1-25	RPI 26-50	W-L RECORDS	RPI 51-100	RPI 101-150	RPI 150+				
19- 11	2- 4	1- 4	OVERALL	2- 2	2- 1	12- 0				
9- 4	2- 2	0- 1	HOME	1- 0	1- 1	5- 0				
6- 7	0- 2	0- 3	AWAY	0- 2	1- 0	5- 0				
4- 0	0- 0	1- 0	NEUTRAL	1- 0	0- 0	2- 0				
10- 3	0- 0	0- 0	NON-CONFERENCE	1- 2	0- 1	9- 0				
4- 1	0- 0	0- 0	HOME	0- 0	0- 1	4- 0				
3- 2	0- 0	0- 0	AWAY	0- 2	0- 0	3- 0				
3- 0	0- 0	0- 0	NEUTRAL	1- 0	0- 0	2- 0				
9- 8	2- 4	1- 4	CONFERENCE	1- 0	2- 0	3- 0				
5- 3	2- 2	0- 1	HOME	1- 0	1- 0	1- 0				
3- 5	0- 2	0- 3	AWAY	0- 0	1- 0	2- 0				
1- 0	0- 0	1- 0	NEUTRAL	0- 0	0- 0	0- 0				

RPI	S	Opponent	Score	RPI	S	Opponent	Score	RPI	S	Opponent	Score	RPI	S	Opponent	Score
4	H	South Carolina	58 74	26	A	Tennessee	52 79	63	A	FGCU	45 52	103	H	Virginia	52 69
13	A	Kentucky	47 54	28	A	Mississippi St.	45 60	71	H	Vanderbilt	53 45	117	A	LSU	63 53
13	H	Kentucky	66 61	32	A	Georgia	30 63	77	N	Minnesota	81 79	138	H	Arkansas	71 60
17	H	Texas A&M	49 57	45	H	Missouri	55 69	93	A	Marquette	69 70	152	N	Boise St.	55 53
20	A	Florida	49 56	45	N	Missouri	47 45					153	H	UAB	85 71
20	H	Florida	80 58									154	A	Alabama	59 55
												154	H	Alabama	72 59
												158	H	East Carolina	83 69
												170	H	George Mason	88 59
												172	A	Ole Miss	65 60
												244	N	Coppin St.	69 54
												289	A	Towson	74 52
												290	A	Savannah St.	62 40
												312	A	Southeastern La.	80 68
												324	H	Winthrop	76 33
LAST 12 Division I GAMES:															
45	N	Missouri	47 45	154	A	Alabama	59 55								
20	A	Florida	49 56	71	H	Vanderbilt	53 45								
17	H	Texas A&M	49 57	117	A	LSU	63 53								
45	H	Missouri	55 69	32	A	Georgia	30 63								
20	H	Florida	80 58	138	H	Arkansas	71 60								
172	A	Ole Miss	65 60	4	H	South Carolina	58 74								

Non-Div I Games:

Auburn

■ Loss, 
 ■ Non-Conf, 
 ■ S Site, 
 ■ H Home 
 ■ A Away 
 N Neutral

Average RPI Win:	250	WON-LOST	WINNING	LAST 10	STRENGTH OF	OPP. STRENGTH	TEAM	ADJ.	CONF.	ADJ CONF.
Average RPI Loss:	150	RECORD	PCT. RANK	GAMES	SCHEDULE	OF SCHEDULE	RPI	RPI	RPI	RPI
DIV. I ONLY	8- 20	285	3- 7	153	219	268	268	24	24	
DIV. I NON-CONF.	0- 11	338	0- 0	36	81	275	275	23	23	
TOTALS	RPI 1-25	RPI 26-50	W-L RECORDS	RPI 51-100	RPI 101-150	RPI 150+				
8- 20	0- 0	0- 3	OVERALL	0- 5	1- 4	7- 8				
7- 3	0- 0	0- 0	HOME	0- 2	1- 1	6- 0				
1- 15	0- 0	0- 2	AWAY	0- 3	0- 3	1- 7				
0- 2	0- 0	0- 1	NEUTRAL	0- 0	0- 0	0- 1				
0- 11	0- 0	0- 3	NON-CONFERENCE	0- 4	0- 1	0- 3				
0- 2	0- 0	0- 0	HOME	0- 2	0- 0	0- 0				
0- 8	0- 0	0- 2	AWAY	0- 2	0- 1	0- 3				
0- 1	0- 0	0- 1	NEUTRAL	0- 0	0- 0	0- 0				
8- 9	0- 0	0- 0	CONFERENCE	0- 1	1- 3	7- 5				
7- 1	0- 0	0- 0	HOME	0- 0	1- 1	6- 0				
1- 7	0- 0	0- 0	AWAY	0- 1	0- 2	1- 4				
0- 1	0- 0	0- 0	NEUTRAL	0- 0	0- 0	0- 1				

RPI S	Opponent	Score	RPI S	Opponent	Score	RPI S	Opponent	Score	RPI S	Opponent	Score	Team's RPI: 268
39	A Western Ky.	69 88	62	H Middle Tenn.	55 86	101	A UT Martin	51 75				
40	A Arkansas St.	55 66	65	A Ball St.	44 72	101	H UT Martin	80 70				
41	N Indiana	58 90	71	A Vanderbilt	56 73	106	A Wright St.	56 77				
			88	A Belmont	82 88	143	A SIUE	75 94				
			89	H California	58 67	143	H SIUE	61 72				
						166	A ETSU	76 80				
						183	H Eastern Ky.	94 66				
						183	N Eastern Ky.	68 82				
						235	A Southeast Mo. St.	69 71				
						235	H Southeast Mo. St.	74 71				
						258	A Tennessee St.	58 66				
						259	A Murray St.	72 75				
						259	H Murray St.	81 72				
						278	H Tennessee Tech	91 75				
						285	A Miami (OH)	60 75				
						286	A Kennesaw St.	65 73				
						295	H Jacksonville St.	61 59				
						307	A Morehead St.	96 75				
						338	A Eastern Ill.	56 64				
						338	H Eastern Ill.	80 45				
LAST 12 Division I GAMES:												
183	N Eastern Ky.	68 82	259	A Murray St.	72 75							
235	H Southeast Mo. St.	74 71	101	A UT Martin	51 75							
259	H Murray St.	81 72	235	A Southeast Mo. St.	69 71							
143	A SIUE	75 94	143	H SIUE	61 72							
101	H UT Martin	80 70	338	H Eastern Ill.	80 45							
338	A Eastern Ill.	56 64	307	A Morehead St.	96 75							

Non-Div I Games: Trevecca Nazarene 97 75 Christian Bros. 74 55

Austin Peay

■ Loss, 
 ■ Non-Conf, 
 ■ S Site, 
 ■ Home 
 ■ A Away 
 N Neutral

Average RPI Win:	153	WON-LOST	WINNING	LAST 10	STRENGTH OF	OPP. STRENGTH	TEAM	ADJ.	CONF.	ADJ CONF.
Average RPI Loss:	59	RECORD	PCT. RANK	GAMES	SCHEDULE	OF SCHEDULE	RPI	RPI	RPI	RPI
DIV. I ONLY	23- 5	22	9- 1	53	93	15	15	9	9	
DIV. I NON-CONF.	7- 3	91	0- 0	16	69	15	15	9	9	
TOTALS	RPI 1-25	RPI 26-50	W-L RECORDS	RPI 51-100	RPI 101-150	RPI 150+				
23- 5	1- 0	0- 3	OVERALL	8- 1	3- 1	11- 0				
12- 0	0- 0	0- 0	HOME	5- 0	1- 0	6- 0				
8- 4	0- 0	0- 2	AWAY	3- 1	0- 1	5- 0				
3- 1	1- 0	0- 1	NEUTRAL	0- 0	2- 0	0- 0				
7- 3	1- 0	0- 3	NON-CONFERENCE	1- 0	2- 0	3- 0				
3- 0	0- 0	0- 0	HOME	1- 0	0- 0	2- 0				
1- 2	0- 0	0- 2	AWAY	0- 0	0- 0	1- 0				
3- 1	1- 0	0- 1	NEUTRAL	0- 0	2- 0	0- 0				
16- 2	0- 0	0- 0	CONFERENCE	7- 1	1- 1	8- 0				
9- 0	0- 0	0- 0	HOME	4- 0	1- 0	4- 0				
7- 2	0- 0	0- 0	AWAY	3- 1	0- 1	4- 0				
0- 0	0- 0	0- 0	NEUTRAL	0- 0	0- 0	0- 0				

RPI 1-25				Team's RPI: 15		RPI 26-50				RPI 51-100				RPI 101+			
RPI	S	Opponent	Score	RPI	S	Opponent	Score	RPI	S	Opponent	Score	RPI	S	Opponent	Score		
17	N	Texas A&M	72 64	29	A	Oklahoma	47 73	51	A	St. Mary's (CA)	65 44	108	A	Gonzaga	55 73		
				32	N	Georgia	58 66	51	H	St. Mary's (CA)	65 59	108	H	Gonzaga	58 54		
				42	A	Colorado St.	55 61	64	A	Santa Clara	68 63	125	N	Hawaii	67 56		
								64	H	Santa Clara	70 63	128	N	Penn St.	63 51		
								83	A	San Diego	65 78	174	A	Pacific	67 57		
								83	H	San Diego	68 60	174	H	Pacific	79 62		
								85	H	Utah	73 59	198	A	Weber St.	68 51		
								87	A	San Francisco	66 57	207	H	Utah Valley	78 62		
								87	H	San Francisco	65 62	229	H	Utah St.	81 69		
												241	A	Loyola Marymount	82 75		
												241	H	Loyola Marymount	75 61		
												269	A	Pepperdine	77 66		
												269	H	Pepperdine	69 64		
												287	A	Portland	84 59		
												287	H	Portland	78 66		
LAST 12 Division I GAMES:																	
				108	A	Gonzaga	55 73					174	A	Pacific	67 57		
				287	A	Portland	84 59					269	A	Pepperdine	77 66		
				83	H	San Diego	68 60					241	A	Loyola Marymount	82 75		
				64	H	Santa Clara	70 63					269	H	Pepperdine	69 64		
				87	H	San Francisco	65 62					241	H	Loyola Marymount	75 61		
				51	A	St. Mary's (CA)	65 44					287	H	Portland	78 66		

Non-Div I Games: BYU-Hawaii 85 40

BYU

■ Loss, 
 ■ Non-Conf, S Site, 
 ■ Home 
 ■ Away 
 N Neutral

Average RPI Win:	179	WON-LOST	WINNING	LAST 10	STRENGTH OF	OPP. STRENGTH	TEAM	ADJ.	CONF.	ADJ CONF.
Average RPI Loss:	89	RECORD	PCT. RANK	GAMES	SCHEDULE	OF SCHEDULE	RPI	RPI	RPI	RPI
DIV. I ONLY	19- 8	64	6- 4	96	117	65	65	11	11	
DIV. I NON-CONF.	7- 3	91	0- 0	193	101	95	95	13	13	
TOTALS	RPI 1-25	RPI 26-50	W-L RECORDS	RPI 51-100	RPI 101-150	RPI 150+				
19- 8	0- 1	1- 2	OVERALL	4- 4	5- 0	9- 1				
11- 2	0- 0	1- 1	HOME	3- 1	3- 0	4- 0				
7- 5	0- 0	0- 1	AWAY	1- 0	2- 0	4- 0				
1- 1	0- 1	0- 0	NEUTRAL	0- 0	0- 0	1- 0				
7- 3	0- 1	1- 0	NON-CONFERENCE	1- 2	0- 0	5- 0				
4- 0	0- 0	1- 0	HOME	1- 0	0- 0	2- 0				
2- 2	0- 0	0- 0	AWAY	0- 2	0- 0	2- 0				
1- 1	0- 1	0- 0	NEUTRAL	0- 0	0- 0	1- 0				
12- 5	0- 0	0- 2	CONFERENCE	3- 2	5- 0	4- 1				
7- 2	0- 0	0- 1	HOME	2- 1	3- 0	2- 0				
5- 3	0- 0	0- 1	AWAY	1- 1	2- 0	2- 1				
0- 0	0- 0	0- 0	NEUTRAL	0- 0	0- 0	0- 0				

RPI 1-25			RPI 26-50			RPI 51-100			Team's RPI: 65	RPI 101+		
RPI	S	Opponent	Score	RPI	S	Opponent	Score	RPI	S	Opponent	Score	RPI
20	N	Florida	79 85	39	H	Western Ky.	74 60	53	H	Saint Louis	79 70	122
				43	A	Ohio	48 73	61	A	Purdue	63 73	126
				43	H	Ohio	67 68	74	A	Central Mich.	66 67	126
								74	H	Central Mich.	65 74	142
								76	A	Charlotte	66 72	142
								84	A	Eastern Mich.	67 63	195
								84	H	Eastern Mich.	76 54	213
								98	H	Toledo	75 69	N
												Massachusetts
												249
												Northern Ill.
												249
												Northern Ill.
												256
												Bowling Green
												268
												H Austin Peay
												285
												H Miami (OH)
												322
												A Kent St.
												334
												A Evansville
												336
												A Lipscomb
LAST 12 Division I GAMES:												
249	H	Northern Ill.	76 68	74	H	Central Mich.	65 74	126	A	Buffalo	59 57	122
84	A	Eastern Mich.	67 63	126	A	Buffalo	59 57	122	H	Akron	78 71	43
74	A	Central Mich.	66 67	122	H	Akron	78 71	43	H	Ohio	67 68	142
142	H	Western Mich.	60 54	142	A	Western Mich.	77 53	84	H	Eastern Mich.	76 54	322
249	A	Northern Ill.	73 57	84	H	Eastern Mich.	76 54					
322	A	Kent St.	50 59									

Non-Div I Games: Ohio Valley 94 45

Ball St.

■ Loss, 
■ Non-Conf, 
■ S Site, 
■ H Home 
■ A Away 
N Neutral

Average RPI Win:	96	WON-LOST	WINNING	LAST 10	STRENGTH OF	OPP. STRENGTH	TEAM	ADJ.	CONF.	ADJ CONF.
Average RPI Loss:	23	RECORD	PCT. RANK	GAMES	SCHEDULE	OF SCHEDULE	RPI	RPI	RPI	RPI
DIV. I ONLY	30- 1	2	10- 0	8	19	2	2	3	3	
DIV. I NON-CONF.	13- 0	1	0- 0	27	57	3	3	3	3	
TOTALS	RPI 1-25	RPI 26-50	W-L RECORDS	RPI 51-100	RPI 101-150	RPI 150+				
30- 1	8- 1	6- 0	OVERALL	2- 0	7- 0	7- 0				
18- 0	5- 0	2- 0	HOME	1- 0	5- 0	5- 0				
8- 1	2- 1	2- 0	AWAY	1- 0	2- 0	1- 0				
4- 0	1- 0	2- 0	NEUTRAL	0- 0	0- 0	1- 0				
13- 0	3- 0	2- 0	NON-CONFERENCE	0- 0	3- 0	5- 0				
9- 0	2- 0	0- 0	HOME	0- 0	3- 0	4- 0				
0- 0	0- 0	0- 0	AWAY	0- 0	0- 0	0- 0				
4- 0	1- 0	2- 0	NEUTRAL	0- 0	0- 0	1- 0				
17- 1	5- 1	4- 0	CONFERENCE	2- 0	4- 0	2- 0				
9- 0	3- 0	2- 0	HOME	1- 0	2- 0	1- 0				
8- 1	2- 1	2- 0	AWAY	1- 0	2- 0	1- 0				
0- 0	0- 0	0- 0	NEUTRAL	0- 0	0- 0	0- 0				

RPI	S	Opponent	Score	RPI	S	Opponent	Score	RPI	S	Opponent	Score	RPI	S	Opponent	Score
6	A	Texas	80 67	29	A	Oklahoma	78 70	90	A	TCU	81 75	116	A	Iowa St.	77 61
6	H	Texas	74 48	29	H	Oklahoma	78 68	90	H	TCU	72 55	116	H	Iowa St.	78 41
18	H	DePaul	86 72	31	N	Miami (FL)	88 81					120	H	Northwestern St.	86 44
22	N	Michigan St.	84 76	36	N	James Madison	77 63					139	H	UT Arlington	62 20
23	A	Oklahoma St.	45 52	44	A	Kansas St.	63 52					144	H	Oral Roberts	97 39
23	H	Oklahoma St.	66 41	44	H	Kansas St.	87 52					146	A	Texas Tech	66 36
24	A	West Virginia	71 61									146	H	Texas Tech	69 43
24	H	West Virginia	69 64									151	H	McNeese St.	105 46
25	H	South Fla.	66 63									163	H	Southern Miss.	97 42
												191	H	Grambling	96 42
												219	N	Cincinnati	72 34
												225	H	Rice	89 38
												238	A	Kansas	58 40
												238	H	Kansas	81 49
LAST 12 Division I GAMES:															
6	H	Texas	74 48	90	A	TCU	81 75								
44	A	Kansas St.	63 52	238	H	Kansas	81 49								
29	A	Oklahoma	78 70	44	H	Kansas St.	87 52								
116	H	Iowa St.	78 41	24	A	West Virginia	71 61								
23	H	Oklahoma St.	66 41	146	H	Texas Tech	69 43								
146	A	Texas Tech	66 36	116	A	Iowa St.	77 61								

Non-Div I Games:

Baylor

■ Loss, 
 ■ Non-Conf, S Site, 
 ■ Home 
 ■ Away 
 N Neutral

Belmont

Through Games Of March 3, 2016

Average RPI Win:	258	WON-LOST	WINNING	LAST 10	STRENGTH OF	OPP. STRENGTH	TEAM	ADJ.	CONF.	ADJ CONF.
Average RPI Loss:	88	RECORD	PCT. RANK	GAMES	SCHEDULE	OF SCHEDULE	RPI	RPI	RPI	RPI
DIV. I ONLY	20- 8	62	9- 1	227	235	88	88	24	24	
DIV. I NON-CONF.	6- 5	146	0- 0	89	126	83	83	23	23	
TOTALS	RPI 1-25	RPI 26-50	W-L RECORDS	RPI 51-100	RPI 101-150	RPI 150+				
20- 8	0- 2	0- 2	OVERALL	0- 0	1- 3	19- 1				
11- 0	0- 0	0- 0	HOME	0- 0	0- 0	11- 0				
8- 8	0- 2	0- 2	AWAY	0- 0	1- 3	7- 1				
1- 0	0- 0	0- 0	NEUTRAL	0- 0	0- 0	1- 0				
6- 5	0- 2	0- 2	NON-CONFERENCE	0- 0	1- 1	5- 0				
3- 0	0- 0	0- 0	HOME	0- 0	0- 0	3- 0				
3- 5	0- 2	0- 2	AWAY	0- 0	1- 1	2- 0				
0- 0	0- 0	0- 0	NEUTRAL	0- 0	0- 0	0- 0				
14- 3	0- 0	0- 0	CONFERENCE	0- 0	0- 2	14- 1				
8- 0	0- 0	0- 0	HOME	0- 0	0- 0	8- 0				
5- 3	0- 0	0- 0	AWAY	0- 0	0- 2	5- 1				
1- 0	0- 0	0- 0	NEUTRAL	0- 0	0- 0	1- 0				

RPI 1-25				RPI 26-50				RPI 51-100				Team's RPI: 88	RPI 101+			
RPI	S	Opponent	Score	RPI	S	Opponent	Score	RPI	S	Opponent	Score		RPI	S	Opponent	Score
5	A	Ohio St.	56 84	39	A	Western Ky.	65 80						101	A	UT Martin	79 81
19	A	Green Bay	62 66	49	A	Chattanooga	53 62						115	A	IUPUI	59 62
													137	A	Wake Forest	78 64
													143	A	SIUE	60 73
													153	H	UAB	63 62
													155	H	Troy	102 93
													183	A	Eastern Ky.	65 51
													183	H	Eastern Ky.	72 61
													235	A	Southeast Mo. St.	74 81
													258	A	Tennessee St.	71 51
													258	H	Tennessee St.	80 65
													258 N	Tennessee St.	68 60	
													259	H	Murray St.	87 61
													268	H	Austin Peay	88 82
													272	H	Cleveland St.	76 58
													278	A	Tennessee Tech	80 79
													278	H	Tennessee Tech	70 49
													295	A	Jacksonville St.	44 32
													295	H	Jacksonville St.	56 42
													307	A	Morehead St.	89 74
													307	H	Morehead St.	99 71
													336	A	Lipscomb	90 68
													338	H	Eastern Ill.	89 61
													346	A	Alabama A&M	78 28
LAST 12 Division I GAMES:																
258 N		Tennessee St.	68 60	295	H	Jacksonville St.	56 42									
258	A	Tennessee St.	71 51	183	H	Eastern Ky.	72 61									
183	A	Eastern Ky.	65 51	307	H	Morehead St.	99 71									
278	H	Tennessee Tech	70 49	278	A	Tennessee Tech	80 79									
101	A	UT Martin	79 81	258	H	Tennessee St.	80 65									
307	A	Morehead St.	89 74	295	A	Jacksonville St.	44 32									

Non-Div I Games: Young Harris 80 31 Trevecca Nazarene 86 59

Belmont

Loss, Non-Conf, S Site, H Home A Away N Neutral

## Bethune-Cookman

Through Games Of March 3, 2016

Average RPI Win:	304	WON-LOST	WINNING	LAST 10	STRENGTH OF	OPP. STRENGTH	TEAM	ADJ.	CONF.	ADJ CONF.
Average RPI Loss:	204	RECORD	PCT. RANK	GAMES	SCHEDULE	OF SCHEDULE	RPI	RPI	RPI	RPI
DIV. I ONLY	16- 11	123	8- 2	343	345	246	246	32	32	
DIV. I NON-CONF.	4- 7	222	0- 0	306	321	277	277	30	30	
TOTALS	RPI 1-25	RPI 26-50	W-L RECORDS	RPI 51-100	RPI 101-150	RPI 150+				
16- 11	0- 0	0- 1	OVERALL	0- 0	0- 1	16- 9				
8- 3	0- 0	0- 0	HOME	0- 0	0- 1	8- 2				
6- 6	0- 0	0- 0	AWAY	0- 0	0- 0	6- 0				
2- 2	0- 0	0- 0	NEUTRAL	0- 0	0- 0	2- 2				
4- 7	0- 0	0- 1	NON-CONFERENCE	0- 0	0- 1	4- 5				
0- 3	0- 0	0- 0	HOME	0- 0	0- 1	0- 2				
2- 2	0- 0	0- 1	AWAY	0- 0	0- 0	2- 1				
2- 2	0- 0	0- 0	NEUTRAL	0- 0	0- 0	2- 2				
12- 4	0- 0	0- 0	CONFERENCE	0- 0	0- 0	12- 4				
8- 0	0- 0	0- 0	HOME	0- 0	0- 0	8- 0				
4- 4	0- 0	0- 0	AWAY	0- 0	0- 0	4- 4				
0- 0	0- 0	0- 0	NEUTRAL	0- 0	0- 0	0- 0				

RPI 1-25			RPI 26-50			RPI 51-100			RPI 101+			Team's RPI: 246
RPI	S	Opponent	Score	RPI	S	Opponent	Score	RPI	S	Opponent	Score	
				31	A	Miami (FL)	47 55					
								145	H	Jacksonville	53 63	
								178	A	Fla. Atlantic	60 82	
								196	H	Stetson	38 62	
								201	A	Hampton	45 60	
								210	H	Brown	61 68	
								215	A	N.C. A&T	55 68	
								215	H	N.C. A&T	65 41	
								223	N	Western Ill.	59 75	
								244	H	Coppin St.	69 56	
								254	H	Morgan St.	63 48	
								271	N	Georgia St.	61 68	
								275	A	UMES	71 76	
								290	H	Savannah St.	50 44	
								294	N	Ga. Southern	65 49	
								296	A	Florida A&M	48 53	
								296	H	Florida A&M	67 60	
								299	A	Western Caro.	66 59	
								309	A	South Carolina St.	64 46	
								309	H	South Carolina St.	65 50	
								323	H	Delaware St.	66 35	
								327	N	LIU Brooklyn	68 55	
								328	A	North Florida	53 49	
								330	A	Howard	81 77	
								347	A	Norfolk St.	53 45	
								348	A	N.C. Central	63 46	
								348	H	N.C. Central	62 50	
LAST 12 Division I GAMES:												
				309	A	South Carolina St.	64 46					
				215	H	N.C. A&T	65 41					
				348	H	N.C. Central	62 50					
				296	A	Florida A&M	48 53					
				215	A	N.C. A&T	55 68					
				348	A	N.C. Central	63 46					
				323	H	Delaware St.	66 35					
				290	H	Savannah St.	50 44					
				296	H	Florida A&M	67 60					
				330	A	Howard	81 77					
				275	A	UMES	71 76					
				254	H	Morgan St.	63 48					

Non-Div I Games: Warner 100 28 Edward Waters 67 48

Bethune-Cookman

■ Loss, 
 ■ Non-Conf, 
 ■ S Site, 
 ■ Home 
 ■ A Away 
 N Neutral



Binghamton

Through Games Of March 3, 2016

Average RPI Win:	263	WON-LOST	WINNING	LAST 10	STRENGTH OF	OPP. STRENGTH	TEAM	ADJ.	CONF.	ADJ CONF.
Average RPI Loss:	147	RECORD	PCT. RANK	GAMES	SCHEDULE	OF SCHEDULE	RPI	RPI	RPI	RPI
DIV. I ONLY	10- 16	241	4- 6	195	238	232	232	16	16	
DIV. I NON-CONF.	2- 8	290	0- 0	250	287	308	308	18	18	
TOTALS	RPI 1-25	RPI 26-50	W-L RECORDS	RPI 51-100	RPI 101-150	RPI 150+				
10- 16	0- 0	0- 0	OVERALL	0- 6	0- 0	10- 10				
7- 3	0- 0	0- 0	HOME	0- 2	0- 0	7- 1				
3- 13	0- 0	0- 0	AWAY	0- 4	0- 0	3- 9				
0- 0	0- 0	0- 0	NEUTRAL	0- 0	0- 0	0- 0				
2- 8	0- 0	0- 0	NON-CONFERENCE	0- 2	0- 0	2- 6				
2- 0	0- 0	0- 0	HOME	0- 0	0- 0	2- 0				
0- 8	0- 0	0- 0	AWAY	0- 2	0- 0	0- 6				
0- 0	0- 0	0- 0	NEUTRAL	0- 0	0- 0	0- 0				
8- 8	0- 0	0- 0	CONFERENCE	0- 4	0- 0	8- 4				
5- 3	0- 0	0- 0	HOME	0- 2	0- 0	5- 1				
3- 5	0- 0	0- 0	AWAY	0- 2	0- 0	3- 3				
0- 0	0- 0	0- 0	NEUTRAL	0- 0	0- 0	0- 0				

RPI S	Opponent	Score	RPI S	Opponent	Score	RPI S	Opponent	Score	RPI S	Opponent	Score	Team's RPI: 232
						52	A Albany (NY)	58 64	156	A Xavier	55 64	
						52	H Albany (NY)	47 59	156	A Cornell	57 64	
						69	A Maine	37 69	160	A Stony Brook	58 64	
						69	H Maine	38 52	160	H Stony Brook	54 47	
						72	A Michigan	62 90	176	A UMBC	51 62	
						91	A Bucknell	46 76	176	H UMBC	70 56	
									199	A Sacred Heart	60 69	
									206	A Hartford	53 47	
									206	H Hartford	39 41	
									210	A Brown	65 67	
									224	A Canisius	50 80	
									230	A Columbia	64 71	
									237	A New Hampshire	49 64	
									237	H New Hampshire	51 50	
									281	A Vermont	57 53	
									281	H Vermont	66 52	
									300	H Colgate	63 56	
									320	A UMass Lowell	75 70	
									320	H UMass Lowell	55 52	
									345	H NJIT	54 50	
LAST 12 Division I GAMES:												
			69	A Maine	37 69		237	A New Hampshire	49 64			
			176	H UMBC	70 56		160	H Stony Brook	54 47			
			320	H UMass Lowell	55 52		69	H Maine	38 52			
			281	H Vermont	66 52		176	A UMBC	51 62			
			206	H Hartford	39 41		320	A UMass Lowell	75 70			
			52	A Albany (NY)	58 64		281	A Vermont	57 53			

Non-Div I Games: Cedar Crest 74 18 Misericordia 73 44 Nyack 65 33

Binghamton

Loss, Non-Conf, S Site, H Home A Away N Neutral

Average RPI Win:	245	WON-LOST	WINNING	LAST 10	STRENGTH OF	OPP. STRENGTH	TEAM	ADJ.	CONF.	ADJ CONF.
Average RPI Loss:	140	RECORD	PCT. RANK	GAMES	SCHEDULE	OF SCHEDULE	RPI	RPI	RPI	RPI
DIV. I ONLY	16- 10	107	6- 4	237	223	152	152	19	19	
DIV. I NON-CONF.	5- 4	138	0- 0	262	207	203	203	20	20	
TOTALS	RPI 1-25	RPI 26-50	W-L RECORDS	RPI 51-100	RPI 101-150	RPI 150+				
16- 10	0- 0	0- 2	OVERALL	0- 2	0- 1	16- 5				
7- 5	0- 0	0- 1	HOME	0- 1	0- 0	7- 3				
8- 4	0- 0	0- 1	AWAY	0- 0	0- 1	8- 2				
1- 1	0- 0	0- 0	NEUTRAL	0- 1	0- 0	1- 0				
5- 4	0- 0	0- 0	NON-CONFERENCE	0- 2	0- 0	5- 2				
1- 3	0- 0	0- 0	HOME	0- 1	0- 0	1- 2				
3- 0	0- 0	0- 0	AWAY	0- 0	0- 0	3- 0				
1- 1	0- 0	0- 0	NEUTRAL	0- 1	0- 0	1- 0				
11- 6	0- 0	0- 2	CONFERENCE	0- 0	0- 1	11- 3				
6- 2	0- 0	0- 1	HOME	0- 0	0- 0	6- 1				
5- 4	0- 0	0- 1	AWAY	0- 0	0- 1	5- 2				
0- 0	0- 0	0- 0	NEUTRAL	0- 0	0- 0	0- 0				

RPI 1-25			RPI 26-50			RPI 51-100			RPI 101+ Team's RPI: 152		
RPI	S	Opponent	Score	RPI	S	Opponent	Score	RPI	S	Opponent	Score
				42	A	Colorado St.	64 68	56	N	Auburn	53 55
				42	H	Colorado St.	51 83	94	H	Washington St.	52 57
LAST 12 Division I GAMES:											
				321	A	Nevada	64 61	344	H	Air Force	61 48
				250	H	San Diego St.	68 63	229	A	Utah St.	63 58
				204	A	UNLV	68 78	171	A	New Mexico	81 60
				171	H	New Mexico	60 70	204	H	UNLV	75 56
				245	A	Wyoming	58 82	245	H	Wyoming	58 49
				42	H	Colorado St.	51 83	189	A	San Jose St.	78 75
								712	A	Seattle	84 66
								287	A	Portland	89 49
								321	A	Nevada	64 61
								321	H	Nevada	66 58
								344	H	Air Force	61 48

Non-Div I Games: Concordia Portland 84 77 Cal St. L.A. 58 44

Boise St.

■ Loss, 
 ■ Non-Conf, 
 ■ S Site, 
 ■ H Home 
 ■ A Away 
 N Neutral

Average RPI Win:	<b>192</b>	WON-LOST	WINNING	LAST 10	STRENGTH OF	OPP. STRENGTH	TEAM	ADJ.	CONF.	ADJ CONF.
Average RPI Loss:	<b>52</b>	RECORD	PCT. RANK	GAMES	SCHEDULE	OF SCHEDULE	RPI	RPI	RPI	RPI
DIV. I ONLY	<b>15- 16</b>	<b>174</b>	<b>2- 8</b>	<b>66</b>	<b>43</b>	<b>113</b>	<b>113</b>	<b>4</b>	<b>4</b>	
DIV. I NON-CONF.	<b>12- 1</b>	<b>9</b>	<b>0- 0</b>	<b>253</b>	<b>128</b>	<b>59</b>	<b>59</b>	<b>5</b>	<b>5</b>	
TOTALS	RPI 1-25	RPI 26-50	W-L RECORDS	RPI 51-100	RPI 101-150	RPI 150+				
15- 16	0- 6	0- 5	OVERALL	3- 1	2- 4	10- 0				
8- 7	0- 3	0- 1	HOME	1- 0	1- 3	6- 0				
5- 7	0- 3	0- 2	AWAY	1- 1	0- 1	4- 0				
2- 2	0- 0	0- 2	NEUTRAL	1- 0	1- 0	0- 0				
12- 1	0- 0	0- 1	NON-CONFERENCE	3- 0	0- 0	9- 0				
7- 0	0- 0	0- 0	HOME	1- 0	0- 0	6- 0				
4- 0	0- 0	0- 0	AWAY	1- 0	0- 0	3- 0				
1- 1	0- 0	0- 1	NEUTRAL	1- 0	0- 0	0- 0				
3- 15	0- 6	0- 4	CONFERENCE	0- 1	2- 4	1- 0				
1- 7	0- 3	0- 1	HOME	0- 0	1- 3	0- 0				
1- 7	0- 3	0- 2	AWAY	0- 1	0- 1	1- 0				
1- 1	0- 0	0- 1	NEUTRAL	0- 0	1- 0	0- 0				

RPI 1-25				RPI 26-50				RPI 51-100				RPI 101+ Team's RPI: 113			
RPI	S	Opponent	Score	RPI	S	Opponent	Score	RPI	S	Opponent	Score	RPI	S	Opponent	Score
1	A	Notre Dame	58 <b>70</b>	29	N	Oklahoma	61 <b>76</b>	61	A	Purdue	58 56	103	H	Virginia	50 <b>61</b>
1	H	Notre Dame	50 <b>63</b>	31	H	Miami (FL)	62 <b>67</b>	67	A	Georgia Tech	56 <b>62</b>	119	A	Virginia Tech	33 <b>58</b>
12	A	Florida St.	42 <b>75</b>	46	A	North Carolina St.	63 <b>74</b>	69	H	Maine	55 48	119	N	Virginia Tech	49 37
14	H	Louisville	45 <b>55</b>	46	N	North Carolina St.	60 <b>76</b>	85	N	Utah	76 51	127	H	Pittsburgh	54 43
16	A	Syracuse	61 <b>62</b>	48	A	Duke	51 <b>71</b>					137	H	Wake Forest	59 <b>65</b>
16	H	Syracuse	55 <b>71</b>									147	H	North Carolina	78 <b>86</b>
												161	A	Northeastern	71 45
												162	H	Yale	73 60
												206	H	Hartford	62 28
												228	H	Bryant	74 59
												237	H	New Hampshire	71 51
												251	H	Holy Cross	60 51
												255	A	Clemson	67 64
												262	A	Providence	67 41
												320	H	UMass Lowell	66 55
												340	A	Boston U.	58 37
LAST 12 Division I GAMES:															
		46 N North Carolina St.	60 <b>76</b>			103 H Virginia	50 <b>61</b>								
		119 N Virginia Tech	49 37			46 A North Carolina St.	63 <b>74</b>								
		1 A Notre Dame	58 <b>70</b>			147 H North Carolina	78 <b>86</b>								
		16 H Syracuse	55 <b>71</b>			31 H Miami (FL)	62 <b>67</b>								
		14 H Louisville	45 <b>55</b>			67 A Georgia Tech	56 <b>62</b>								
		255 A Clemson	67 64			16 A Syracuse	61 <b>62</b>								

Non-Div I Games:

Boston College

■ Loss, 
 ■ Non-Conf, S Site, 
 ■ Home 
 ■ Away 
 N Neutral

Average RPI Win: <b>270</b>	WON-LOST	WINNING	LAST 10	STRENGTH OF	OPP. STRENGTH	TEAM	ADJ.	CONF.	ADJ CONF.
Average RPI Loss: <b>202</b>	RECORD	PCT. RANK	GAMES	SCHEDULE	OF SCHEDULE	RPI	RPI	RPI	RPI
DIV. I ONLY	3- 26	343	2- 8	272	266	340	340	25	25
DIV. I NON-CONF.	0- 11	338	0- 0	288	196	347	347	27	27
TOTALS	RPI 1-25	RPI 26-50	W-L RECORDS	RPI 51-100	RPI 101-150	RPI 150+			
3- 26	0- 0	0- 0	OVERALL	0- 6	0- 1	3- 19			
2- 13	0- 0	0- 0	HOME	0- 3	0- 1	2- 9			
1- 13	0- 0	0- 0	AWAY	0- 0	0- 0	1- 4			
0- 0	0- 0	0- 0	NEUTRAL	0- 0	0- 0	0- 0			
0- 11	0- 0	0- 0	NON-CONFERENCE	0- 2	0- 1	0- 8			
0- 6	0- 0	0- 0	HOME	0- 1	0- 1	0- 4			
0- 5	0- 0	0- 0	AWAY	0- 1	0- 0	0- 4			
0- 0	0- 0	0- 0	NEUTRAL	0- 0	0- 0	0- 0			
3- 15	0- 0	0- 0	CONFERENCE	0- 4	0- 0	3- 11			
2- 7	0- 0	0- 0	HOME	0- 2	0- 0	2- 5			
1- 8	0- 0	0- 0	AWAY	0- 2	0- 0	1- 6			
0- 0	0- 0	0- 0	NEUTRAL	0- 0	0- 0	0- 0			

RPI 1-25			RPI 26-50			RPI 51-100			RPI 101+			Team's RPI: 340	
RPI	S	Opponent	Score	RPI	S	Opponent	Score	RPI	S	Opponent	Score		
								52	H	Albany (NY)	43	83	
								70	A	Army West Point	38	72	
								70	H	Army West Point	44	79	
								91	A	Bucknell	56	74	
								91	H	Bucknell	59	72	
								100	A	Harvard	55	73	

Non-Div I Games:

Boston U.

## Bowling Green

Through Games Of March 3, 2016

Average RPI Win:	264	WON-LOST	WINNING	LAST 10	STRENGTH OF	OPP. STRENGTH	TEAM	ADJ.	CONF.	ADJ CONF.
Average RPI Loss:	120	RECORD	PCT. RANK	GAMES	SCHEDULE	OF SCHEDULE	RPI	RPI	RPI	RPI
DIV. I ONLY	10- 16	241	3- 7	228	142	256	256	11	11	
DIV. I NON-CONF.	4- 5	193	0- 0	327	203	286	286	13	13	
TOTALS	RPI 1-25	RPI 26-50	W-L RECORDS	RPI 51-100	RPI 101-150	RPI 150+				
10- 16	0- 0	0- 2	OVERALL	1- 5	1- 6	8- 3				
6- 7	0- 0	0- 1	HOME	1- 3	0- 3	5- 0				
3- 8	0- 0	0- 1	AWAY	0- 2	0- 3	3- 2				
1- 1	0- 0	0- 0	NEUTRAL	0- 0	1- 0	0- 1				
4- 5	0- 0	0- 0	NON-CONFERENCE	0- 1	1- 1	3- 3				
3- 1	0- 0	0- 0	HOME	0- 1	0- 0	3- 0				
0- 3	0- 0	0- 0	AWAY	0- 0	0- 1	0- 2				
1- 1	0- 0	0- 0	NEUTRAL	0- 0	1- 0	0- 1				
6- 11	0- 0	0- 2	CONFERENCE	1- 4	0- 5	5- 0				
3- 6	0- 0	0- 1	HOME	1- 2	0- 3	2- 0				
3- 5	0- 0	0- 1	AWAY	0- 2	0- 2	3- 0				
0- 0	0- 0	0- 0	NEUTRAL	0- 0	0- 0	0- 0				

RPI S	Opponent	Score	RPI S	Opponent	Score	RPI S	Opponent	Score	RPI S	Opponent	Score	Team's RPI: 256
43	A Ohio	58 75	43	H Ohio	57 72	60	H South Dakota St.	45 58	103	A Virginia	39 68	
						65	H Ball St.	56 67	122	H Akron	55 71	
						74	A Central Mich.	75 76	126	A Buffalo	52 55	
						84	H Eastern Mich.	67 63	126	H Buffalo	50 63	
						98	A Toledo	61 75	142	A Western Mich.	45 74	
						98	H Toledo	60 68	142	H Western Mich.	49 65	
									145	N Jacksonville	72 69	
									181	N Davidson	56 60	
									219	A Cincinnati	51 54	
									249	A Northern Ill.	58 43	
									272	A Cleveland St.	48 69	
									285	A Miami (OH)	64 58	
									285	H Miami (OH)	76 56	
									302	H Bradley	66 53	
									313	H Illinois St.	70 52	
									322	A Kent St.	65 55	
									322	H Kent St.	71 49	
									334	H Evansville	74 56	
LAST 12 Division I GAMES:												
43	A Ohio	58 75	142	H Western Mich.	49 65							
285	H Miami (OH)	76 56	74	A Central Mich.	75 76							
126	A Buffalo	52 55	98	A Toledo	61 75							
322	A Kent St.	65 55	84	H Eastern Mich.	67 63							
98	H Toledo	60 68	322	H Kent St.	71 49							
126	H Buffalo	50 63	249	A Northern Ill.	58 43							

Non-Div I Games:

Bowling Green

■ Loss, 
■ Non-Conf, 
■ S Site, 
■ H Home 
■ A Away 
N Neutral

## Bradley

Through Games Of March 3, 2016

Average RPI Win:	293	WON-LOST	WINNING	LAST 10	STRENGTH OF	OPP. STRENGTH	TEAM	ADJ.	CONF.	ADJ CONF.
Average RPI Loss:	156	RECORD	PCT. RANK	GAMES	SCHEDULE	OF SCHEDULE	RPI	RPI	RPI	RPI
DIV. I ONLY	7- 20	293	3- 7	273	200	302	302	21	21	
DIV. I NON-CONF.	3- 7	248	0- 0	259	159	263	263	17	17	
TOTALS	RPI 1-25	RPI 26-50	W-L RECORDS	RPI 51-100	RPI 101-150	RPI 150+				
7- 20	0- 0	0- 1	OVERALL	0- 6	1- 5	6- 8				
4- 9	0- 0	0- 1	HOME	0- 2	0- 3	4- 3				
3- 11	0- 0	0- 0	AWAY	0- 4	1- 2	2- 5				
0- 0	0- 0	0- 0	NEUTRAL	0- 0	0- 0	0- 0				
3- 7	0- 0	0- 1	NON-CONFERENCE	0- 2	1- 1	2- 3				
1- 3	0- 0	0- 1	HOME	0- 0	0- 1	1- 1				
2- 4	0- 0	0- 0	AWAY	0- 2	1- 0	1- 2				
0- 0	0- 0	0- 0	NEUTRAL	0- 0	0- 0	0- 0				
4- 13	0- 0	0- 0	CONFERENCE	0- 4	0- 4	4- 5				
3- 6	0- 0	0- 0	HOME	0- 2	0- 2	3- 2				
1- 7	0- 0	0- 0	AWAY	0- 2	0- 2	1- 3				
0- 0	0- 0	0- 0	NEUTRAL	0- 0	0- 0	0- 0				

RPI 1-25			RPI 26-50			RPI 51-100			RPI 101+			Team's RPI: 302			
RPI	S	Opponent	Score	RPI	S	Opponent	Score	RPI	S	Opponent	Score	RPI	S	Opponent	Score
				29	H	Oklahoma	46 79	53	A	Saint Louis	58 75	110	A	Drake	45 78
								57	A	Iowa	53 60	110	H	Drake	64 76
								92	A	Missouri St.	56 59	134	A	Southern Ill.	49 75
								92	H	Missouri St.	44 55	134	H	Southern Ill.	51 65
								96	A	UNI	41 65	142	H	Western Mich.	59 72
								96	H	UNI	47 55	148	A	Detroit	75 67
												172	H	Loyola Chicago	54 67
												214	A	Indiana St.	37 59
												214	H	Indiana St.	59 68
												227	H	Ill.-Chicago	56 66
												249	A	Northern Ill.	64 68
												256	A	Bowling Green	53 66
												298	A	Wichita St.	55 50
												298	H	Wichita St.	50 44
												313	A	Illinois St.	49 54
												313	H	Illinois St.	52 38
												322	H	Kent St.	68 60
												334	A	Evansville	46 62
												334	H	Evansville	66 52
												341	A	Chicago St.	66 60
LAST 12 Division I GAMES:															
				110	A	Drake	45 78	134	H	Southern Ill.	51 65				
				96	A	UNI	41 65	334	H	Evansville	66 52				
				313	H	Illinois St.	52 38	96	H	UNI	47 55				
				214	H	Indiana St.	59 68	110	H	Drake	64 76				
				92	A	Missouri St.	56 59	214	A	Indiana St.	37 59				
				298	A	Wichita St.	55 50	313	A	Illinois St.	49 54				

Non-Div I Games: Eureka 87 47

Bradley

■ Loss, 
 ■ Non-Conf, 
 ■ S Site, 
 ■ Home 
 ■ Away 
 N Neutral

Average RPI Win:	266	WON-LOST	WINNING	LAST 10	STRENGTH OF	OPP. STRENGTH	TEAM	ADJ.	CONF.	ADJ CONF.
Average RPI Loss:	141	RECORD	PCT. RANK	GAMES	SCHEDULE	OF SCHEDULE	RPI	RPI	RPI	RPI
DIV. I ONLY	11- 13	203	1- 9	257	201	210	210	10	10	
DIV. I NON-CONF.	10- 2	33	0- 0	341	341	151	151	12	12	
TOTALS	RPI 1-25	RPI 26-50	W-L RECORDS	RPI 51-100	RPI 101-150	RPI 150+				
11- 13	0- 0	0- 4	OVERALL	0- 2	0- 0	11- 7				
5- 5	0- 0	0- 2	HOME	0- 1	0- 0	5- 2				
6- 8	0- 0	0- 2	AWAY	0- 1	0- 0	6- 5				
0- 0	0- 0	0- 0	NEUTRAL	0- 0	0- 0	0- 0				
10- 2	0- 0	0- 0	NON-CONFERENCE	0- 0	0- 0	10- 2				
5- 0	0- 0	0- 0	HOME	0- 0	0- 0	5- 0				
5- 2	0- 0	0- 0	AWAY	0- 0	0- 0	5- 2				
0- 0	0- 0	0- 0	NEUTRAL	0- 0	0- 0	0- 0				
1- 11	0- 0	0- 4	CONFERENCE	0- 2	0- 0	1- 5				
0- 5	0- 0	0- 2	HOME	0- 1	0- 0	0- 2				
1- 6	0- 0	0- 2	AWAY	0- 1	0- 0	1- 3				
0- 0	0- 0	0- 0	NEUTRAL	0- 0	0- 0	0- 0				

RPI 1-25				RPI 26-50				RPI 51-100				RPI 101+ Team's RPI: 210			
RPI	S	Opponent	Score	RPI	S	Opponent	Score	RPI	S	Opponent	Score	RPI	S	Opponent	Score
				33	A	Princeton	53 72	100	A	Harvard	79 92	156	A	Cornell	70 85
				33	H	Princeton	57 83	100	H	Harvard	79 87	162	A	Yale	54 81
				35	A	Penn	49 66					162	H	Yale	39 48
				35	H	Penn	59 69					208	H	Rhode Island	67 63
												220	A	Dartmouth	56 60
												220	H	Dartmouth	50 63
												228	A	Bryant	84 67
												230	A	Columbia	73 63
												232	H	Binghamton	67 65
												243	A	Manhattan	56 80
												246	A	Bethune-Cookman	68 61
												254	H	Morgan St.	72 45
												262	H	Providence	57 47
												281	H	Vermont	71 54
												315	A	Fairleigh Dickinson	63 48
												322	A	Kent St.	62 57
												339	A	Saint Peter's	67 79
												345	A	NJIT	74 49
LAST 12 Division I GAMES:															
				100	A	Harvard	79 92	230	A	Columbia	73 63				
				220	A	Dartmouth	56 60	156	A	Cornell	70 85				
				33	H	Princeton	57 83	35	A	Penn	49 66				
				35	H	Penn	59 69	33	A	Princeton	53 72				
				220	H	Dartmouth	50 63	162	H	Yale	39 48				
				100	H	Harvard	79 87	162	A	Yale	54 81				

Non-Div I Games: Mount Ida 114 28 Rhode Island Col. 90 35

Brown

B  
r  
y  
a  
n  
tB  
r  
y  
a  
n  
t

Bryant

Page 32



B  
r  
y  
a  
n  
t

RPI S Opponent Score

Bryant

Through Games Of March 3, 2016

RPI	S	Opponent	Score
343	H	Wagner	94 67

B  
r  
y  
a  
n  
t

Bryant

Backround				Through Games Of March 9, 1910						
Average RPI Win:	260	WON-LOST	WINNING	LAST 10	STRENGTH OF	OPP. STRENGTH	TEAM	ADJ.	CONF.	ADJ CONF.
Average RPI Loss:	142	RECORD	PCT. RANK	GAMES	SCHEDULE	OF SCHEDULE	RPI	RPI	RPI	RPI
DIV. I ONLY	23- 6	30	9- 1	254	302	91	91	25	25	
DIV. I NON-CONF.	6- 5	146	0- 0	203	307	156	156	27	27	
TOTALS	RPI 1-25	RPI 26-50	W-L RECORDS	RPI 51-100	RPI 101-150	RPI 150+				
23- 6	0- 1	0- 0	OVERALL	1- 1	0- 1	22- 3				
13- 1	0- 0	0- 0	HOME	1- 0	0- 1	12- 0				
10- 5	0- 1	0- 0	AWAY	0- 1	0- 0	10- 3				
0- 0	0- 0	0- 0	NEUTRAL	0- 0	0- 0	0- 0				
6- 5	0- 1	0- 0	NON-CONFERENCE	0- 0	0- 1	6- 3				
4- 1	0- 0	0- 0	HOME	0- 0	0- 1	4- 0				
2- 4	0- 1	0- 0	AWAY	0- 0	0- 0	2- 3				
0- 0	0- 0	0- 0	NEUTRAL	0- 0	0- 0	0- 0				
17- 1	0- 0	0- 0	CONFERENCE	1- 1	0- 0	16- 0				
9- 0	0- 0	0- 0	HOME	1- 0	0- 0	8- 0				
8- 1	0- 0	0- 0	AWAY	0- 1	0- 0	8- 0				
0- 0	0- 0	0- 0	NEUTRAL	0- 0	0- 0	0- 0				

RPI 1-25					
RPI	S	Opponent	Score		
1	A	Notre Dame	54	85	
RPI 26-50					
RPI	S	Opponent	Score		
RPI 51-100 Team's RPI: 91					
RPI	S	Opponent	Score		
70	A	Army West Point	63	68	
70	H	Army West Point	79	69	
RPI 101+					
RPI	S	Opponent	Score		
129	H	Youngstown St.	47	55	
165	H	Delaware	80	51	
176	A	UMBC	52	65	
218	A	Lehigh	67	54	
218	H	Lehigh	80	77	
224	A	Canisius	56	61	
232	H	Binghamton	76	46	
234	A	Loyola Maryland	64	42	
234	H	Loyola Maryland	71	64	
236	A	Navy	51	41	
236	H	Navy	64	52	
243	A	Manhattan	61	56	
251	A	Holy Cross	58	51	
251	H	Holy Cross	74	64	
254	A	Morgan St.	50	64	
272	A	Cleveland St.	59	57	
274	A	American	66	60	
274	H	American	60	54	
300	A	Colgate	71	51	
300	H	Colgate	79	60	
315	H	Fairleigh Dickinson	72	62	
318	H	Mt. St. Mary's	71	45	
325	A	Lafayette	68	59	
325	H	Lafayette	69	55	
340	A	Boston U.	72	59	
340	H	Boston U.	74	56	
340	H	Boston U.	74	56	
218	A	Lehigh	67	54	
251	H	Holy Cross	74	64	
274	H	American	60	54	
70	A	Army West Point	63	68	
340	H	Boston U.	74	56	
234	H	Loyola Maryland	71	64	
LAST 12 Division I GAMES:					
325	A	Lafayette	68	59	
236	H	Navy	64	52	
325	H	Lafayette	69	55	
340	A	Boston U.	72	59	
234	A	Loyola Maryland	64	42	
300	H	Colgate	79	60	

Non-Div I Games:

Bucknell

Loss, Non-Conf, S Site, H Home A Away N Neutral

## Buffalo

Through Games Of March 3, 2016

Average RPI Win:	215	WON-LOST	WINNING	LAST 10	STRENGTH OF	OPP. STRENGTH	TEAM	ADJ.	CONF.	ADJ CONF.
Average RPI Loss:	110	RECORD	PCT. RANK	GAMES	SCHEDULE	OF SCHEDULE	RPI	RPI	RPI	RPI
DIV. I ONLY	15- 13	154	5- 5	120	163	126	126	11	11	
DIV. I NON-CONF.	8- 3	77	0- 0	195	228	97	97	13	13	
TOTALS	RPI 1-25	RPI 26-50	W-L RECORDS	RPI 51-100	RPI 101-150	RPI 150+				
15- 13	0- 1	2- 1	OVERALL	1- 6	0- 3	12- 2				
7- 5	0- 1	1- 0	HOME	1- 2	0- 2	5- 0				
7- 8	0- 0	1- 1	AWAY	0- 4	0- 1	6- 2				
1- 0	0- 0	0- 0	NEUTRAL	0- 0	0- 0	1- 0				
8- 3	0- 1	0- 1	NON-CONFERENCE	0- 1	0- 0	8- 0				
3- 1	0- 1	0- 0	HOME	0- 0	0- 0	3- 0				
4- 2	0- 0	0- 1	AWAY	0- 1	0- 0	4- 0				
1- 0	0- 0	0- 0	NEUTRAL	0- 0	0- 0	1- 0				
7- 10	0- 0	2- 0	CONFERENCE	1- 5	0- 3	4- 2				
4- 4	0- 0	1- 0	HOME	1- 2	0- 2	2- 0				
3- 6	0- 0	1- 0	AWAY	0- 3	0- 1	2- 2				
0- 0	0- 0	0- 0	NEUTRAL	0- 0	0- 0	0- 0				

RPI	S	Opponent	Score	RPI	S	Opponent	Score	RPI	S	Opponent	Score	RPI	S	Opponent	Score	Team's RPI: 126
21	H	Duquesne	62 79	27	A	St. Bonaventure	32 59	65	A	Ball St.	63 68	122	A	Akron	49 62	
				43	A	Ohio	70 58	65	H	Ball St.	57 59	122	H	Akron	61 69	
				43	H	Ohio	51 43	68	A	Hofstra	36 79	142	H	Western Mich.	78 92	
								74	H	Central Mich.	67 61	156	H	Cornell	59 41	
								84	A	Eastern Mich.	56 67	199	A	Sacred Heart	66 53	
								84	H	Eastern Mich.	55 70	213	A	Massachusetts	56 48	
								98	A	Toledo	60 71	224	H	Canisius	54 40	
												249	A	Northern Ill.	74 76	
												255	N	Clemson	61 51	
												256	A	Bowling Green	63 50	
												256	H	Bowling Green	55 52	
												273	A	UCF	66 60	
												285	A	Miami (OH)	58 69	
												285	H	Miami (OH)	58 39	
												292	A	Niagara	57 48	
												322	A	Kent St.	77 66	
												327	H	LIU Brooklyn	55 38	
LAST 12 Division I GAMES:																
122	A	Akron	49 62	98	A	Toledo	60 71									
43	A	Ohio	70 58	65	H	Ball St.	57 59									
256	H	Bowling Green	55 52	43	H	Ohio	51 43									
285	H	Miami (OH)	58 39	249	A	Northern Ill.	74 76									
84	H	Eastern Mich.	55 70	285	A	Miami (OH)	58 69									
256	A	Bowling Green	63 50	142	H	Western Mich.	78 92									

Non-Div I Games:

Buffalo

  Loss, 
  Non-Conf, 
  S Site, 
  H Home 
  A Away 
N Neutral

Average RPI Win:	187	WON-LOST	WINNING	LAST 10	STRENGTH OF	OPP. STRENGTH	TEAM	ADJ.	CONF.	ADJ CONF.
Average RPI Loss:	79	RECORD	PCT. RANK	GAMES	SCHEDULE	OF SCHEDULE	RPI	RPI	RPI	RPI
DIV. I ONLY	9- 20	272	2- 8	77	56	195	195	6	6	
DIV. I NON-CONF.	5- 6	180	0- 0	136	20	144	144	6	6	
TOTALS	RPI 1-25	RPI 26-50	W-L RECORDS	RPI 51-100	RPI 101-150	RPI 150+				
9- 20	0- 4	0- 5	OVERALL	3- 5	1- 3	5- 3				
6- 7	0- 2	0- 2	HOME	3- 1	1- 1	2- 1				
2- 13	0- 2	0- 3	AWAY	0- 4	0- 2	2- 2				
1- 0	0- 0	0- 0	NEUTRAL	0- 0	0- 0	1- 0				
5- 6	0- 2	0- 1	NON-CONFERENCE	1- 1	1- 1	3- 1				
3- 1	0- 1	0- 0	HOME	1- 0	1- 0	1- 0				
1- 5	0- 1	0- 1	AWAY	0- 1	0- 1	1- 1				
1- 0	0- 0	0- 0	NEUTRAL	0- 0	0- 0	1- 0				
4- 14	0- 2	0- 4	CONFERENCE	2- 4	0- 2	2- 2				
3- 6	0- 1	0- 2	HOME	2- 1	0- 1	1- 1				
1- 8	0- 1	0- 2	AWAY	0- 3	0- 1	1- 1				
0- 0	0- 0	0- 0	NEUTRAL	0- 0	0- 0	0- 0				

RPI	S	Opponent	Score	RPI	S	Opponent	Score	RPI	S	Opponent	Score	RPI	S	Opponent	Score	Team's RPI: 195
18	A	DePaul	63 102	34	A	Seton Hall	77 98	58	A	St. John's (NY)	41 68	106	A	Wright St.	53 66	
18	H	DePaul	54 61	34	H	Seton Hall	67 72	58	H	St. John's (NY)	62 58	130	A	Creighton	49 77	
19	H	Green Bay	46 55	47	A	Villanova	46 66	65	A	Ball St.	50 58	130	H	Creighton	42 52	
25	A	South Fla.	77 87	47	H	Villanova	45 57	90	H	TCU	65 53	138	H	Arkansas	63 57	
				49	A	Chattanooga	49 60	93	A	Marquette	69 76	156	A	Xavier	47 55	
								93	H	Marquette	64 80	156	H	Xavier	63 73	
								95	A	Georgetown	35 49	214	A	Indiana St.	63 70	
								95	H	Georgetown	82 76	253	H	Valparaiso	72 53	
												255	N	Clemson	54 50	
												262	A	Providence	77 67	
												262	H	Providence	65 50	
												273	A	UCF	71 63	
LAST 12 Division I GAMES:																
47	A	Villanova	46 66	262	H	Providence	65 50									
95	A	Georgetown	35 49	130	H	Creighton	42 52									
58	H	St. John's (NY)	62 58	156	A	Xavier	47 55									
34	H	Seton Hall	67 72	34	A	Seton Hall	77 98									
18	A	DePaul	63 102	58	A	St. John's (NY)	41 68									
93	A	Marquette	69 76	93	H	Marquette	64 80									

Non-Div I Games:

Butler

■ Loss, 
■ Non-Conf, 
■ S Site, 
■ H Home 
■ A Away 
N Neutral

CSU Bakersfield

Through Games Of March 3, 2016

Average RPI Win:	262	WON-LOST	WINNING	LAST 10	STRENGTH OF	OPP. STRENGTH	TEAM	ADJ.	CONF.	ADJ CONF.
Average RPI Loss:	130	RECORD	PCT. RANK	GAMES	SCHEDULE	OF SCHEDULE	RPI	RPI	RPI	RPI
DIV. I ONLY	10- 18	256	5- 5	115	194	216	216	28	28	
DIV. I NON-CONF.	3- 12	290	0- 0	41	36	222	222	25	25	
TOTALS	RPI 1-25	RPI 26-50	W-L RECORDS	RPI 51-100	RPI 101-150	RPI 150+				
10- 18	0- 5	0- 0	OVERALL	0- 3	0- 3	10- 7				
7- 6	0- 0	0- 0	HOME	0- 1	0- 1	7- 4				
3- 10	0- 3	0- 0	AWAY	0- 2	0- 2	3- 3				
0- 2	0- 2	0- 0	NEUTRAL	0- 0	0- 0	0- 0				
3- 12	0- 5	0- 0	NON-CONFERENCE	0- 1	0- 3	3- 3				
3- 3	0- 0	0- 0	HOME	0- 0	0- 1	3- 2				
0- 7	0- 3	0- 0	AWAY	0- 1	0- 2	0- 1				
0- 2	0- 2	0- 0	NEUTRAL	0- 0	0- 0	0- 0				
7- 6	0- 0	0- 0	CONFERENCE	0- 2	0- 0	7- 4				
4- 3	0- 0	0- 0	HOME	0- 1	0- 0	4- 2				
3- 3	0- 0	0- 0	AWAY	0- 1	0- 0	3- 2				
0- 0	0- 0	0- 0	NEUTRAL	0- 0	0- 0	0- 0				

RPI 1-25				RPI 26-50				RPI 51-100				RPI 101+ Team's RPI: 216			
RPI	S	Opponent	Score	RPI	S	Opponent	Score	RPI	S	Opponent	Score	RPI	S	Opponent	Score
4	N	South Carolina	71 90					54	A	UC Riverside	61 81	123	A	Fresno St.	52 57
7	A	Stanford	41 83					99	A	New Mexico St.	63 86	125	A	Hawaii	60 74
8	N	Arizona St.	47 60					99	H	New Mexico St.	59 67	125	H	Hawaii	55 65
9	A	Oregon St.	51 75									174	H	Pacific	74 80
10	A	UCLA	68 82									189	H	San Jose St.	90 88
												192	H	Cal Poly	57 52
												207	A	Utah Valley	53 72
												207	H	Utah Valley	61 54
												211	A	UTRGV	46 60
												211	H	UTRGV	80 66
												239	A	Grand Canyon	76 67
												239	H	Grand Canyon	51 61
												265	H	Seattle	76 68
												267	A	UC Santa Barbara	60 61
												269	H	Pepperdine	73 76
												301	A	UMKC	78 68
												301	H	UMKC	40 56
												335	H	UC Irvine	65 39
												341	A	Chicago St.	74 61
												341	H	Chicago St.	76 43
LAST 12 Division I GAMES:															
239	A	Grand Canyon	76 67	207	H	Utah Valley	61 54								
211	H	UTRGV	80 66	239	H	Grand Canyon	51 61								
99	H	New Mexico St.	59 67	99	A	New Mexico St.	63 86								
207	A	Utah Valley	53 72	211	A	UTRGV	46 60								
341	A	Chicago St.	74 61	265	H	Seattle	76 68								
301	A	UMKC	78 68	301	H	UMKC	40 56								

Non-Div I Games:

CSU Bakersfield

Loss, Non-Conf, S Site, H Home A Away N Neutral

Average RPI Win: <b>271</b>	WON-LOST	WINNING	LAST 10	STRENGTH OF	OPP. STRENGTH	TEAM	ADJ.	CONF.	ADJ CONF.
Average RPI Loss: <b>158</b>	RECORD	PCT. RANK	GAMES	SCHEDULE	OF SCHEDULE	RPI	RPI	RPI	RPI
DIV. I ONLY	7- 22	298	4- 6	267	169	297	297	22	22
DIV. I NON-CONF.	2- 12	311	0- 0	236	44	297	297	21	21
TOTALS	RPI 1-25	RPI 26-50	W-L RECORDS	RPI 51-100	RPI 101-150	RPI 150+			
7- 22	0- 1	0- 1	OVERALL	0- 6	2- 3	5- 11			
4- 8	0- 0	0- 1	HOME	0- 2	2- 0	2- 5			
3- 14	0- 1	0- 0	AWAY	0- 4	0- 3	3- 6			
0- 0	0- 0	0- 0	NEUTRAL	0- 0	0- 0	0- 0			
2- 12	0- 1	0- 1	NON-CONFERENCE	0- 4	1- 1	1- 5			
1- 4	0- 0	0- 1	HOME	0- 1	1- 0	0- 2			
1- 8	0- 1	0- 0	AWAY	0- 3	0- 1	1- 3			
0- 0	0- 0	0- 0	NEUTRAL	0- 0	0- 0	0- 0			
5- 10	0- 0	0- 0	CONFERENCE	0- 2	1- 2	4- 6			
3- 4	0- 0	0- 0	HOME	0- 1	1- 0	2- 3			
2- 6	0- 0	0- 0	AWAY	0- 1	0- 2	2- 3			
0- 0	0- 0	0- 0	NEUTRAL	0- 0	0- 0	0- 0			

RPI 1-25				RPI 26-50				RPI 51-100				RPI 101+				Team's RPI: 297	
RPI	S	Opponent	Score	RPI	S	Opponent	Score	RPI	S	Opponent	Score	RPI	S	Opponent	Score		
8	A	Arizona St.	46 69	32	H	Georgia	58 83	51	H	St. Mary's (CA)	59 93	125	A	Hawaii	50 77		
								54	A	UC Riverside	76 83	125	H	Hawaii	63 60		
								54	H	UC Riverside	62 84	128	H	Penn St.	81 73		
								83	A	San Diego	64 86	131	A	Long Beach St.	71 74		
								85	A	Utah	56 97	132	A	Idaho	50 106		
								89	A	California	44 106	182	A	Eastern Wash.	59 70		
												184	A	UC Davis	50 57		
												184	H	UC Davis	52 75		
												192	A	Cal Poly	62 66		
												192	H	Cal Poly	66 77		
												250	H	San Diego St.	65 67		
												265	H	Seattle	56 62		
												267	A	UC Santa Barbara	58 70		
												267	H	UC Santa Barbara	49 65		
												287	A	Portland	68 62		
												314	A	Portland St.	77 83		
												333	A	Southern Utah	65 67		
												335	A	UC Irvine	83 64		
												335	H	UC Irvine	62 48		
												342	A	Cal St. Fullerton	82 71		
												342	H	Cal St. Fullerton	79 52		
LAST 12 Division I GAMES:																	
				342	A	Cal St. Fullerton	82 71					54	A	UC Riverside	76 83		
				184	A	UC Davis	50 57					131	A	Long Beach St.	71 74		
				54	H	UC Riverside	62 84					342	H	Cal St. Fullerton	79 52		
				192	H	Cal Poly	66 77					335	A	UC Irvine	83 64		
				267	A	UC Santa Barbara	58 70					125	H	Hawaii	63 60		
				335	H	UC Irvine	62 48					192	A	Cal Poly	62 66		

Non-Div I Games:

CSUN

■ Loss, 
 ■ Non-Conf, 
 ■ S Site, 
 ■ Home 
 ■ Away 
 N Neutral

Average RPI Win:	255	WON-LOST	WINNING	LAST 10	STRENGTH OF	OPP. STRENGTH	TEAM	ADJ.	CONF.	ADJ CONF.
Average RPI Loss:	126	RECORD	PCT. RANK	GAMES	SCHEDULE	OF SCHEDULE	RPI	RPI	RPI	RPI
DIV. I ONLY	14- 14	165	4- 6	203	234	192	192	22	22	
DIV. I NON-CONF.	7- 6	156	0- 0	101	151	116	116	21	21	
TOTALS	RPI 1-25	RPI 26-50	W-L RECORDS	RPI 51-100	RPI 101-150	RPI 150+				
14- 14	0- 1	0- 0	OVERALL	1- 5	2- 3	11- 5				
8- 5	0- 0	0- 0	HOME	0- 2	2- 2	6- 1				
6- 8	0- 1	0- 0	AWAY	1- 3	0- 1	5- 3				
0- 1	0- 0	0- 0	NEUTRAL	0- 0	0- 0	0- 1				
7- 6	0- 1	0- 0	NON-CONFERENCE	1- 3	2- 0	4- 2				
4- 1	0- 0	0- 0	HOME	0- 1	2- 0	2- 0				
3- 4	0- 1	0- 0	AWAY	1- 2	0- 0	2- 1				
0- 1	0- 0	0- 0	NEUTRAL	0- 0	0- 0	0- 1				
7- 8	0- 0	0- 0	CONFERENCE	0- 2	0- 3	7- 3				
4- 4	0- 0	0- 0	HOME	0- 1	0- 2	4- 1				
3- 4	0- 0	0- 0	AWAY	0- 1	0- 1	3- 2				
0- 0	0- 0	0- 0	NEUTRAL	0- 0	0- 0	0- 0				

RPI 1-25			RPI 26-50			RPI 51-100			RPI 101+ Team's RPI: 192		
RPI	S	Opponent	Score	RPI	S	Opponent	Score	RPI	S	Opponent	Score
9	A	Oregon St.	43 80					51	A	St. Mary's (CA)	83 87
								54	A	UC Riverside	83 93
								54	H	UC Riverside	62 75
								64	H	Santa Clara	63 69
								87	A	San Francisco	62 61
								89	A	California	57 82
								123	H	Fresno St.	64 60
								125	H	Hawaii	58 64
								131	A	Long Beach St.	53 65
								131	H	Long Beach St.	56 61
								149	H	Montana St.	66 57
								169	H	Sacramento St.	97 72
								184	A	UC Davis	71 82
								184	H	UC Davis	57 75
								211	N	UTRGV	58 66
								216	A	CSU Bakersfield	52 57
								241	H	Loyola Marymount	70 58
								267	A	UC Santa Barbara	67 78
								267	H	UC Santa Barbara	66 60
								269	A	Pepperdine	61 47
								297	A	CSUN	77 66
								297	H	CSUN	66 62
								319	A	A&M-Corpus Christi	56 45
								335	A	UC Irvine	72 54
								335	H	UC Irvine	50 38
								342	A	Cal St. Fullerton	63 57
								342	H	Cal St. Fullerton	51 46
LAST 12 Division I GAMES:											
267	H	UC Santa Barbara	66 60	335	H	UC Irvine	50 38				
131	H	Long Beach St.	56 61	125	H	Hawaii	58 64				
297	A	CSUN	77 66	131	A	Long Beach St.	53 65				
342	A	Cal St. Fullerton	63 57	54	A	UC Riverside	83 93				
54	H	UC Riverside	62 75	184	H	UC Davis	57 75				
184	A	UC Davis	71 82	297	H	CSUN	66 62				

Non-Div I Games:

Cal Poly

■ Loss, 
 ■ Non-Conf, S Site, 
 ■ Home 
 ■ Away 
 N Neutral

Average RPI Win:	297	WON-LOST	WINNING	LAST 10	STRENGTH OF	OPP. STRENGTH	TEAM	ADJ.	CONF.	ADJ CONF.
Average RPI Loss:	202	RECORD	PCT. RANK	GAMES	SCHEDULE	OF SCHEDULE	RPI	RPI	RPI	RPI
DIV. I ONLY	3- 26	343	1- 9	291	295	342	342	22	22	
DIV. I NON-CONF.	2- 12	311	0- 0	268	330	330	330	21	21	
TOTALS	RPI 1-25	RPI 26-50	W-L RECORDS	RPI 51-100	RPI 101-150	RPI 150+				
3- 26	0- 0	0- 0	OVERALL	0- 2	0- 5	3- 19				
1- 13	0- 0	0- 0	HOME	0- 2	0- 2	1- 9				
2- 12	0- 0	0- 0	AWAY	0- 0	0- 3	2- 9				
0- 1	0- 0	0- 0	NEUTRAL	0- 0	0- 0	0- 1				
2- 12	0- 0	0- 0	NON-CONFERENCE	0- 1	0- 1	2- 10				
1- 5	0- 0	0- 0	HOME	0- 1	0- 0	1- 4				
1- 6	0- 0	0- 0	AWAY	0- 0	0- 1	1- 5				
0- 1	0- 0	0- 0	NEUTRAL	0- 0	0- 0	0- 1				
1- 14	0- 0	0- 0	CONFERENCE	0- 1	0- 4	1- 9				
0- 8	0- 0	0- 0	HOME	0- 1	0- 2	0- 5				
1- 6	0- 0	0- 0	AWAY	0- 0	0- 2	1- 4				
0- 0	0- 0	0- 0	NEUTRAL	0- 0	0- 0	0- 0				

[illegible]

Non-Div I Games:

Cal St. Fullerton

Loss, Non-Conf, S Site, H Home A Away N Neutral



RPI	S	Opponent	Score
335	H	UC Irvine	58 62

Cal St. Fullerton  
o  
n

# California

Through Games Of March 3, 2016

Average RPI Win:	128	WON-LOST	WINNING	LAST 10	STRENGTH OF	OPP. STRENGTH	TEAM	ADJ.	CONF.	ADJ CONF.
Average RPI Loss:	49	RECORD	PCT. RANK	GAMES	SCHEDULE	OF SCHEDULE	RPI	RPI	RPI	RPI
DIV. I ONLY	14- 16	188	3- 7	11	6	89	89	1	1	
DIV. I NON-CONF.	8- 2	51	0- 0	35	66	31	31	1	1	
TOTALS	RPI 1-25	RPI 26-50	W-L RECORDS	RPI 51-100	RPI 101-150	RPI 150+				
14- 16	2- 8	0- 1	OVERALL	5- 5	2- 1	5- 1				
10- 6	1- 3	0- 1	HOME	4- 2	1- 0	4- 0				
2- 9	1- 1	0- 0	AWAY	0- 0	0- 0	1- 0				
2- 1	0- 1	0- 0	NEUTRAL	1- 0	1- 0	0- 0				
8- 2	1- 1	0- 0	NON-CONFERENCE	2- 1	1- 0	4- 0				
5- 1	0- 0	0- 0	HOME	2- 1	0- 0	3- 0				
2- 0	1- 0	0- 0	AWAY	0- 0	0- 0	1- 0				
1- 1	0- 1	0- 0	NEUTRAL	0- 0	1- 0	0- 0				
6- 14	1- 7	0- 1	CONFERENCE	3- 4	1- 1	1- 1				
5- 5	1- 3	0- 1	HOME	2- 1	1- 0	1- 0				
0- 9	0- 4	0- 0	AWAY	0- 3	0- 1	0- 1				
1- 0	0- 0	0- 0	NEUTRAL	1- 0	0- 0	0- 0				

RPI S	Opponent	Score	RPI S	Opponent	Score	RPI S	Opponent	Score	RPI S	Opponent	Score
7 A	Stanford	46 53	38 H	Washington	65 75	51 H	St. Mary's (CA)	63 64	118 A	Arizona	52 57
7 H	Stanford	55 60				54 H	UC Riverside	64 58	118 H	Arizona	75 56
8 A	Arizona St.	49 57				55 A	Southern California	47 61	121 N	Liberty	77 72
8 H	Arizona St.	49 64				81 A	Oregon	59 69	169 H	Sacramento St.	117 99
9 A	Oregon St.	48 70				81 H	Oregon	65 54	192 H	Cal Poly	82 57
9 H	Oregon St.	44 54				85 A	Utah	66 72	193 A	Colorado	57 78
10 A	UCLA	56 75				85 H	Utah	79 84	193 H	Colorado	64 35
10 H	UCLA	108 104				85 N	Utah	66 63	268 A	Austin Peay	67 58
14 A	Louisville	75 71				94 H	Washington St.	74 71	297 H	CSUN	106 44
17 N	Texas A&M	58 75				97 H	Nebraska	87 80			
LAST 12 Division I GAMES:											
85 N	Utah	66 63	8 H	Arizona St.	49 64						
9 H	Oregon St.	44 54	7 H	Stanford	55 60						
81 H	Oregon	65 54	7 A	Stanford	46 53						
193 A	Colorado	57 78	38 H	Washington	65 75						
85 A	Utah	66 72	94 H	Washington St.	74 71						
118 H	Arizona	75 56	55 A	Southern California	47 61						

Non-Div I Games:

California

Loss, Non-Conf, S Site, H Home A Away N Neutral

Average RPI Win:	285	WON-LOST	WINNING	LAST 10	STRENGTH OF	OPP. STRENGTH	TEAM	ADJ.	CONF.	ADJ CONF.
Average RPI Loss:	194	RECORD	PCT. RANK	GAMES	SCHEDULE	OF SCHEDULE	RPI	RPI	RPI	RPI
DIV. I ONLY	12- 15	210	5- 5	301	325	264	264	27	27	
DIV. I NON-CONF.	5- 3	119	0- 0	281	346	167	167	29	29	
TOTALS	RPI 1-25	RPI 26-50	W-L RECORDS	RPI 51-100	RPI 101-150	RPI 150+				
12- 15	0- 0	0- 0	OVERALL	0- 1	1- 4	11- 10				
6- 6	0- 0	0- 0	HOME	0- 0	0- 2	6- 4				
6- 8	0- 0	0- 0	AWAY	0- 1	1- 1	5- 6				
0- 1	0- 0	0- 0	NEUTRAL	0- 0	0- 1	0- 0				
5- 3	0- 0	0- 0	NON-CONFERENCE	0- 1	0- 1	5- 1				
3- 0	0- 0	0- 0	HOME	0- 0	0- 0	3- 0				
2- 2	0- 0	0- 0	AWAY	0- 1	0- 0	2- 1				
0- 1	0- 0	0- 0	NEUTRAL	0- 0	0- 1	0- 0				
7- 12	0- 0	0- 0	CONFERENCE	0- 0	1- 3	6- 9				
3- 6	0- 0	0- 0	HOME	0- 0	0- 2	3- 4				
4- 6	0- 0	0- 0	AWAY	0- 0	1- 1	3- 5				
0- 0	0- 0	0- 0	NEUTRAL	0- 0	0- 0	0- 0				

RPI S	Opponent	Score	RPI S	Opponent	Score	RPI S	Opponent	Score	RPI S	Opponent	Score	Team's RPI: 264
						75	A VCU	34 57	107	N Central Ark.	34 57	
									121	A Liberty	55 67	
									121	H Liberty	52 62	
									136	A UNC Asheville	64 56	
									136	H UNC Asheville	58 72	
									166	A ETSU	55 70	
									187	A Gardner-Webb	56 68	
									187	H Gardner-Webb	35 70	
									190	A Radford	59 62	
									215	H N.C. A&T	56 55	
									226	A Presbyterian	54 64	
									226	H Presbyterian	45 69	
									252	A High Point	68 65	
									252	H High Point	55 69	
									283	A Coastal Caro.	83 70	
									283	H Coastal Caro.	73 52	
									293	A Charleston So.	57 65	
									293	H Charleston So.	45 60	
									299	H Western Caro.	73 66	
									317	A Longwood	73 56	
									317	H Longwood	72 65	
									318	H Mt. St. Mary's	62 53	
									324	A Winthrop	49 50	
									324	H Winthrop	69 56	
									328	A North Florida	66 55	
									348	A N.C. Central	57 48	
LAST 12 Division I GAMES:												
252	A	High Point	68	65	121	A	Liberty	55	67			
136	A	UNC Asheville	64	56	187	A	Gardner-Webb	56	68			
293	H	Charleston So.	45	60	283	H	Coastal Caro.	73	52			
226	A	Presbyterian	54	64	293	A	Charleston So.	57	65			
324	H	Winthrop	69	56	324	A	Winthrop	49	50			
317	H	Longwood	72	65	226	H	Presbyterian	45	69			

Non-Div I Games: UNC Pembroke

62 67

Campbell

■ Loss, 
 ■ Non-Conf, 
 ■ S Site, 
 ■ Home 
 ■ A Away 
 N Neutral

RPI 1-25			
RPI	S	Opponent	Score
6	A	Texas	62 92
RPI 26-50			
RPI	S	Opponent	Score
27	H	St. Bonaventure	47 59
RPI 51-100			
RPI	S	Opponent	Score
82	A	Quinnipiac	54 63
82	H	Quinnipiac	68 80
91	H	Bucknell	61 56
RPI 101+			
RPI	S	Opponent	Score
124	A	Iona	56 79
124	H	Iona	76 79
126	A	Buffalo	40 54
129	A	Youngstown St.	51 53
161	A	Northeastern	68 57
167	A	Marist	55 67
167	H	Marist	71 69
185	A	Fairfield	48 52
185	H	Fairfield	50 51
221	A	Siena	57 61
221	H	Siena	52 58
232	H	Binghamton	80 50
243	A	Manhattan	55 77
243	H	Manhattan	70 68
257	A	Monmouth	75 79
257	H	Monmouth	71 81
263	H	Saint Francis (PA)	77 52
284	A	Rider	73 64
284	H	Rider	60 49
287	A	Lamar	57 55
292	A	Niagara	68 66
292	H	Niagara	54 45
292	N	Niagara	64 65
339	A	Saint Peter's	60 53
339	H	Saint Peter's	54 42
Team's RPI: 224			
LAST 12 Division I GAMES:			
292	N	Niagara	64 65
167	A	Marist	55 67
292	H	Niagara	54 45
257	H	Monmouth	71 81
243	H	Manhattan	70 68
167	H	Marist	71 69
284	H	Rider	60 49
257	A	Monmouth	75 79
243	A	Manhattan	55 77
124	H	Iona	76 79
292	A	Niagara	68 66
185	A	Fairfield	48 52

**Non-Div I Games:**

GENERAL INFO				THROUGH GAMES OF MARCH 9, 1910						
Average RPI Win:	267	WON-LOST	WINNING	LAST 10	STRENGTH OF	OPP. STRENGTH	TEAM	ADJ.	CONF.	ADJ CONF.
Average RPI Loss:	73	RECORD	PCT. RANK	GAMES	SCHEDULE	OF SCHEDULE	RPI	RPI	RPI	RPI
DIV. I ONLY	21- 3	12	9- 1	330	288	107	107	26	26	
DIV. I NON-CONF.	6- 1	27	0- 0	274	325	89	89	26	26	
-----										
TOTALS	RPI 1-25	RPI 26-50		W-L RECORDS		RPI 51-100	RPI 101-150	RPI 150+		
21- 3	0- 0	0- 1		OVERALL		0- 1	1- 1	20- 0		
8- 2	0- 0	0- 0		HOME		0- 1	0- 1	8- 0		
11- 1	0- 0	0- 0		AWAY		0- 0	1- 0	10- 0		
2- 0	0- 0	0- 0		NEUTRAL		0- 0	0- 0	2- 0		
6- 1	0- 0	0- 1		NON-CONFERENCE		0- 0	0- 0	6- 0		
2- 0	0- 0	0- 0		HOME		0- 0	0- 0	2- 0		
2- 1	0- 0	0- 1		AWAY		0- 0	0- 0	2- 0		
2- 0	0- 0	0- 0		NEUTRAL		0- 0	0- 0	2- 0		
15- 2	0- 0	0- 0		CONFERENCE		0- 1	1- 1	14- 0		
6- 2	0- 0	0- 0		HOME		0- 1	0- 1	6- 0		
9- 0	0- 0	0- 0		AWAY		0- 0	1- 0	8- 0		
0- 0	0- 0	0- 0		NEUTRAL		0- 0	0- 0	0- 0		

[illegible]

Non-Div I Games:	Central Baptist	70	37	Hendrix	72	43	Crowley's Ridge	93	38	Jarvis Christian	77	23	Central Ark.
------------------	-----------------	----	----	---------	----	----	-----------------	----	----	------------------	----	----	--------------

■ Loss, ■ Non-Conf, S Site, H Home A Away N Neutral

Average RPI Win:	288	WON-LOST	WINNING	LAST 10	STRENGTH OF	OPP. STRENGTH	TEAM	ADJ.	CONF.	ADJ CONF.
Average RPI Loss:	207	RECORD	PCT. RANK	GAMES	SCHEDULE	OF SCHEDULE	RPI	RPI	RPI	RPI
DIV. I ONLY	12- 17	226	5- 5	305	335	276	276	30	30	
DIV. I NON-CONF.	3- 8	258	0- 0	197	180	269	269	32	32	
TOTALS	RPI 1-25	RPI 26-50	W-L RECORDS	RPI 51-100	RPI 101-150	RPI 150+				
12- 17	0- 1	0- 0	OVERALL	0- 2	0- 1	12- 13				
7- 6	0- 0	0- 0	HOME	0- 0	0- 0	7- 6				
5- 11	0- 1	0- 0	AWAY	0- 2	0- 1	5- 7				
0- 0	0- 0	0- 0	NEUTRAL	0- 0	0- 0	0- 0				
3- 8	0- 1	0- 0	NON-CONFERENCE	0- 2	0- 1	3- 4				
3- 1	0- 0	0- 0	HOME	0- 0	0- 0	3- 1				
0- 7	0- 1	0- 0	AWAY	0- 2	0- 1	0- 3				
0- 0	0- 0	0- 0	NEUTRAL	0- 0	0- 0	0- 0				
9- 9	0- 0	0- 0	CONFERENCE	0- 0	0- 0	9- 9				
4- 5	0- 0	0- 0	HOME	0- 0	0- 0	4- 5				
5- 4	0- 0	0- 0	AWAY	0- 0	0- 0	5- 4				
0- 0	0- 0	0- 0	NEUTRAL	0- 0	0- 0	0- 0				

RPI 1-25				RPI 26-50				RPI 51-100				RPI 101+ Team's RPI: 276			
RPI	S	Opponent	Score	RPI	S	Opponent	Score	RPI	S	Opponent	Score	RPI	S	Opponent	Score
11	A	Maryland	43 86					69	A	Maine	42 62	128	A	Penn St.	47 73
								70	A	Army West Point	52 81	159	A	Fordham	48 63
												199	A	Sacred Heart	69 79
												199	H	Sacred Heart	57 61
												203	A	Robert Morris	55 72
												203	H	Robert Morris	48 39
												206	A	Hartford	41 49
												213	H	Massachusetts	78 68
												220	H	Dartmouth	59 55
												228	A	Bryant	56 70
												228	H	Bryant	53 65
												237	H	New Hampshire	50 64
												263	A	Saint Francis (PA)	79 59
												263	H	Saint Francis (PA)	66 51
												281	A	Vermont	63 79
												315	A	Fairleigh Dickinson	78 75
												315	H	Fairleigh Dickinson	71 59
												318	A	Mt. St. Mary's	48 54
												318	H	Mt. St. Mary's	55 59
												320	H	UMass Lowell	64 53
												327	A	LIU Brooklyn	65 57
												327	H	LIU Brooklyn	45 59
												337	A	St. Francis Brooklyn	67 61
												337	H	St. Francis Brooklyn	65 61
												343	A	Wagner	62 52
												343	H	Wagner	63 64
LAST 12 Division I GAMES:															
337	A	St. Francis Brooklyn	67 61	203	A	Robert Morris	55 72								
315	H	Fairleigh Dickinson	71 59	263	A	Saint Francis (PA)	79 59								
318	H	Mt. St. Mary's	55 59	228	H	Bryant	53 65								
343	H	Wagner	63 64	337	H	St. Francis Brooklyn	65 61								
327	A	LIU Brooklyn	65 57	203	H	Robert Morris	48 39								
199	A	Sacred Heart	69 79	263	H	Saint Francis (PA)	66 51								

Non-Div I Games:

Central Conn. St.

■ Loss, 
■ Non-Conf, 
■ S Site, 
■ H Home 
■ A Away 
N Neutral

## Central Mich.

Through Games Of March 3, 2016

Average RPI Win:	183	WON-LOST	WINNING	LAST 10	STRENGTH OF	OPP. STRENGTH	TEAM	ADJ.	CONF.	ADJ CONF.
Average RPI Loss:	111	RECORD	PCT. RANK	GAMES	SCHEDULE	OF SCHEDULE	RPI	RPI	RPI	RPI
DIV. I ONLY	19- 9	73	8- 2	111	128	74	74	11	11	
DIV. I NON-CONF.	6- 5	146	0- 0	146	127	139	139	13	13	
TOTALS	RPI 1-25	RPI 26-50	W-L RECORDS	RPI 51-100	RPI 101-150	RPI 150+				
19- 9	0- 1	0- 1	OVERALL	4- 2	5- 3	10- 2				
10- 3	0- 1	0- 0	HOME	2- 1	3- 1	5- 0				
8- 6	0- 0	0- 1	AWAY	2- 1	2- 2	4- 2				
1- 0	0- 0	0- 0	NEUTRAL	0- 0	0- 0	1- 0				
6- 5	0- 1	0- 0	NON-CONFERENCE	1- 0	1- 2	4- 2				
3- 2	0- 1	0- 0	HOME	1- 0	1- 1	1- 0				
2- 3	0- 0	0- 0	AWAY	0- 0	0- 1	2- 2				
1- 0	0- 0	0- 0	NEUTRAL	0- 0	0- 0	1- 0				
13- 4	0- 0	0- 1	CONFERENCE	3- 2	4- 1	6- 0				
7- 1	0- 0	0- 0	HOME	1- 1	2- 0	4- 0				
6- 3	0- 0	0- 1	AWAY	2- 1	2- 1	2- 0				
0- 0	0- 0	0- 0	NEUTRAL	0- 0	0- 0	0- 0				

RPI 1-25				RPI 26-50				RPI 51-100 Team's RPI: 74				RPI 101+			
RPI	S	Opponent	Score	RPI	S	Opponent	Score	RPI	S	Opponent	Score	RPI	S	Opponent	Score
21	H	Duquesne	49 68	43	A	Ohio	84 86	62	H	Middle Tenn.	81 59	104	H	Memphis	61 64
								65	A	Ball St.	74 65	111	A	Saint Joseph's	66 76
								65	H	Ball St.	67 66	122	A	Akron	97 77
								84	A	Eastern Mich.	66 65	122	H	Akron	81 60
								98	A	Toledo	72 76	126	A	Buffalo	61 67
								98	H	Toledo	79 81	142	A	Western Mich.	73 61
												142	H	Western Mich.	53 51
												143	H	SIUE	78 65
												172	A	Loyola Chicago	68 59
												175	A	Illinois	69 74
												214	H	Indiana St.	85 65
												217	A	Oakland	110 87
												227	A	Ill.-Chicago	63 66
												249	A	Northern Ill.	73 67
												249	H	Northern Ill.	95 63
												256	H	Bowling Green	76 75
												284	N	Rider	76 58
												285	A	Miami (OH)	72 58
												285	H	Miami (OH)	77 54
												322	H	Kent St.	81 61
LAST 12 Division I GAMES:															
				98	A	Toledo	72 76	256	H	Bowling Green	76 75				
				142	A	Western Mich.	73 61	84	A	Eastern Mich.	66 65				
				65	H	Ball St.	67 66	285	H	Miami (OH)	77 54				
				98	H	Toledo	79 81	142	H	Western Mich.	53 51				
				249	A	Northern Ill.	73 67	122	H	Akron	81 60				
				65	A	Ball St.	74 65	285	A	Miami (OH)	72 58				

Non-Div I Games:

Central Mich.

■ Loss, 
 ■ Non-Conf, S Site, 
 ■ Home 
 ■ Away 
 N Neutral

Average RPI Win: 285		WON-LOST	WINNING	LAST 10	STRENGTH OF	OPP. STRENGTH	TEAM	ADJ.	CONF.	ADJ CONF.
Average RPI Loss: 202		RECORD	PCT. RANK	GAMES	SCHEDULE	OF SCHEDULE	RPI	RPI	RPI	RPI
DIV. I ONLY		10- 16	241	4- 6	336	272	293	293	27	27
DIV. I NON-CONF.		2- 4	234	0- 0	349	83	344	344	29	29
TOTALS		RPI 1-25	RPI 26-50	W-L RECORDS	RPI 51-100	RPI 101-150	RPI 150+			
10- 16	0- 0		0- 0	OVERALL	0- 0	0- 5	10- 11			
6- 6	0- 0		0- 0	HOME	0- 0	0- 2	6- 4			
4- 10	0- 0		0- 0	AWAY	0- 0	0- 3	4- 7			
0- 0	0- 0		0- 0	NEUTRAL	0- 0	0- 0	0- 0			
2- 4	0- 0		0- 0	NON-CONFERENCE	0- 0	0- 1	2- 3			
2- 0	0- 0		0- 0	HOME	0- 0	0- 0	2- 0			
0- 4	0- 0		0- 0	AWAY	0- 0	0- 1	0- 3			
0- 0	0- 0		0- 0	NEUTRAL	0- 0	0- 0	0- 0			
8- 12	0- 0		0- 0	CONFERENCE	0- 0	0- 4	8- 8			
4- 6	0- 0		0- 0	HOME	0- 0	0- 2	4- 4			
4- 6	0- 0		0- 0	AWAY	0- 0	0- 2	4- 4			
0- 0	0- 0		0- 0	NEUTRAL	0- 0	0- 0	0- 0			

[illegible]

Non-Div I Games:	Paine	69	62	Columbia Int'l	67	35	Warner	73	53
------------------	-------	----	----	----------------	----	----	--------	----	----

Charleston So.

■ Loss, ■ Non-Conf, S Site, H Home A Away N Neutral



Average RPI Win:	194	WON-LOST	WINNING	LAST 10	STRENGTH OF	OPP. STRENGTH	TEAM	ADJ.	CONF.	ADJ CONF.
Average RPI Loss:	79	RECORD	PCT. RANK	GAMES	SCHEDULE	OF SCHEDULE	RPI	RPI	RPI	RPI
DIV. I ONLY	18- 10	90	8- 2	97	119	76	76	12	12	
DIV. I NON-CONF.	7- 4	110	0- 0	90	150	87	87	11	11	
TOTALS	RPI 1-25	RPI 26-50	W-L RECORDS	RPI 51-100	RPI 101-150	RPI 150+				
18- 10	0- 0	1- 5	OVERALL	1- 2	3- 2	13- 1				
11- 2	0- 0	1- 1	HOME	1- 0	1- 1	8- 0				
6- 8	0- 0	0- 4	AWAY	0- 2	1- 1	5- 1				
1- 0	0- 0	0- 0	NEUTRAL	0- 0	1- 0	0- 0				
7- 4	0- 0	0- 3	NON-CONFERENCE	1- 1	1- 0	5- 0				
4- 1	0- 0	0- 1	HOME	1- 0	0- 0	3- 0				
2- 3	0- 0	0- 2	AWAY	0- 1	0- 0	2- 0				
1- 0	0- 0	0- 0	NEUTRAL	0- 0	1- 0	0- 0				
11- 6	0- 0	1- 2	CONFERENCE	0- 1	2- 2	8- 1				
7- 1	0- 0	1- 0	HOME	0- 0	1- 1	5- 0				
4- 5	0- 0	0- 2	AWAY	0- 1	1- 1	3- 1				
0- 0	0- 0	0- 0	NEUTRAL	0- 0	0- 0	0- 0				

RPI S	Opponent	Score	RPI S	Opponent	Score	RPI S	Opponent	Score	RPI S	Opponent	Score
30	A UTEP	91 94	31	H Miami (FL)	70 77	62	A Middle Tenn.	67 72	114	N Mercer	72 62
39	A Western Ky.	66 77	39	H Western Ky.	81 72	65	H Ball St.	72 66	140	A Marshall	64 61
45	A Missouri	71 88	46	A North Carolina St.	65 72	86	A Elon	83 90	140	H Marshall	87 77
									150	A Old Dominion	85 94
									150	H Old Dominion	59 71
									153	A UAB	57 75
									163	H Southern Miss.	80 59
									178	H Fla. Atlantic	85 79
									180	H Louisiana Tech	63 58
									181	A Davidson	99 88
									203	H Robert Morris	94 73
									225	A Rice	69 58
									225	H Rice	68 63
									231	H Col. of Charleston	89 61
									240	A North Texas	82 70
									247	A UTSA	64 54
									271	A Georgia St.	83 71
									310	H FIU	87 74
									348	H N.C. Central	67 52
LAST 12 Division I GAMES:											
225	H Rice	68 63	225	A Rice	69 58						
30	A UTEP	91 94	150	A Old Dominion	85 94						
247	A UTSA	64 54	178	H Fla. Atlantic	85 79						
39	H Western Ky.	81 72	310	H FIU	87 74						
140	H Marshall	87 77	39	A Western Ky.	66 77						
240	A North Texas	82 70	140	A Marshall	64 61						

Non-Div I Games:

Charlotte

■ Loss, 
 ■ Non-Conf, 
 ■ S Site, 
 ■ Home 
 ■ A Away 
 N Neutral

## Chattanooga

Through Games Of March 3, 2016

Average RPI Win:	198	WON-LOST	WINNING	LAST 10	STRENGTH OF	OPP. STRENGTH	TEAM	ADJ.	CONF.	ADJ CONF.
Average RPI Loss:	46	RECORD	PCT. RANK	GAMES	SCHEDULE	OF SCHEDULE	RPI	RPI	RPI	RPI
DIV. I ONLY	22- 7	44	9- 1	112	121	49	49	17	17	
DIV. I NON-CONF.	9- 5	108	0- 0	18	19	37	37	15	15	
TOTALS	RPI 1-25	RPI 26-50	W-L RECORDS	RPI 51-100	RPI 101-150	RPI 150+				
22- 7	0- 3	1- 2	OVERALL	2- 0	3- 2	16- 0				
14- 1	0- 1	1- 0	HOME	2- 0	3- 0	8- 0				
6- 6	0- 2	0- 2	AWAY	0- 0	0- 2	6- 0				
2- 0	0- 0	0- 0	NEUTRAL	0- 0	0- 0	2- 0				
9- 5	0- 3	1- 2	NON-CONFERENCE	2- 0	1- 0	5- 0				
7- 1	0- 1	1- 0	HOME	2- 0	1- 0	3- 0				
1- 4	0- 2	0- 2	AWAY	0- 0	0- 0	1- 0				
1- 0	0- 0	0- 0	NEUTRAL	0- 0	0- 0	1- 0				
13- 2	0- 0	0- 0	CONFERENCE	0- 0	2- 2	11- 0				
7- 0	0- 0	0- 0	HOME	0- 0	2- 0	5- 0				
5- 2	0- 0	0- 0	AWAY	0- 0	0- 2	5- 0				
1- 0	0- 0	0- 0	NEUTRAL	0- 0	0- 0	1- 0				

RPI 1-25				RPI 26-50				Team's RPI: 49		RPI 51-100				RPI 101+			
RPI	S	Opponent	Score	RPI	S	Opponent	Score		RPI	S	Opponent	Score	RPI	S	Opponent	Score	
3	H	UConn	31 79	26	A	Tennessee	57 59		88	H	Belmont	62 53	101	H	UT Martin	61 46	
7	A	Stanford	30 73	40	H	Arkansas St.	55 54		100	H	Harvard	62 58	109	A	Samford	43 48	
25	A	South Fla.	33 61	41	A	Indiana	43 54						109	H	Samford	53 30	
													114	A	Mercer	44 67	
													114	H	Mercer	67 45	
													151	H	McNeese St.	68 53	
													158	N	East Carolina	72 61	
													163	H	Southern Miss.	53 48	
													166	A	ETSU	65 57	
													166	H	ETSU	66 42	
													195	H	Butler	60 49	
													209	A	Furman	56 50	
													209	H	Furman	61 46	
													270	A	UNCW	61 33	
													299	A	Western Caro.	65 51	
													299	H	Western Caro.	77 59	
													299	N	Western Caro.	74 56	
													305	A	Wofford	53 40	
													305	H	Wofford	65 48	
													308	A	UNCG	74 53	
													308	H	UNCG	72 61	
LAST 12 Division I GAMES:																	
				299	N	Western Caro.	74 56		305	H	Wofford	65 48					
				166	H	ETSU	66 42		209	H	Furman	61 46					
				114	H	Mercer	67 45		166	A	ETSU	65 57					
				109	H	Samford	53 30		109	A	Samford	43 48					
				299	A	Western Caro.	65 51		114	A	Mercer	44 67					
				308	A	UNCG	74 53		308	H	UNCG	72 61					

## Chicago St.

Through Games Of March 3, 2016

Average RPI Win:	296	WON-LOST	WINNING	LAST 10	STRENGTH OF	OPP. STRENGTH	TEAM	ADJ.	CONF.	ADJ CONF.
Average RPI Loss:	199	RECORD	PCT. RANK	GAMES	SCHEDULE	OF SCHEDULE	RPI	RPI	RPI	RPI
DIV. I ONLY	4- 23	327	2- 8	300	262	341	341	28	28	
DIV. I NON-CONF.	2- 12	311	0- 0	310	259	338	338	25	25	
TOTALS	RPI 1-25	RPI 26-50	W-L RECORDS	RPI 51-100	RPI 101-150	RPI 150+				
4- 23	0- 1	0- 1	OVERALL	0- 2	0- 2	4- 17				
3- 11	0- 0	0- 1	HOME	0- 1	0- 1	3- 8				
1- 12	0- 1	0- 0	AWAY	0- 1	0- 1	1- 9				
0- 0	0- 0	0- 0	NEUTRAL	0- 0	0- 0	0- 0				
2- 12	0- 1	0- 1	NON-CONFERENCE	0- 0	0- 2	2- 8				
1- 6	0- 0	0- 1	HOME	0- 0	0- 1	1- 4				
1- 6	0- 1	0- 0	AWAY	0- 0	0- 1	1- 4				
0- 0	0- 0	0- 0	NEUTRAL	0- 0	0- 0	0- 0				
2- 11	0- 0	0- 0	CONFERENCE	0- 2	0- 0	2- 9				
2- 5	0- 0	0- 0	HOME	0- 1	0- 0	2- 4				
0- 6	0- 0	0- 0	AWAY	0- 1	0- 0	0- 5				
0- 0	0- 0	0- 0	NEUTRAL	0- 0	0- 0	0- 0				

RPI S	Opponent	Score	RPI S	Opponent	Score	RPI S	Opponent	Score	RPI S	Opponent	Score	Team's RPI: 341
18 A	DePaul	42 88	44 H	Kansas St.	54 63	99 A	New Mexico St.	63 76	141 H	Milwaukee	48 55	
						99 H	New Mexico St.	60 70	142 A	Western Mich.	56 65	
									175 A	Illinois	36 67	
									207 A	Utah Valley	46 74	
									207 H	Utah Valley	62 69	
									211 A	UTRGV	56 78	
									211 H	UTRGV	56 64	
									216 A	CSU Bakersfield	43 76	
									216 H	CSU Bakersfield	61 74	
									217 H	Oakland	51 74	
									223 A	Western Ill.	50 88	
									227 H	Ill.-Chicago	47 51	
									239 A	Grand Canyon	36 74	
									239 H	Grand Canyon	60 65	
									249 H	Northern Ill.	50 68	
									265 A	Seattle	45 59	
									265 H	Seattle	57 49	
									301 H	UMKC	77 72	
									302 H	Bradley	60 66	
									307 H	Morehead St.	75 71	
									311 A	Jackson St.	76 59	
									313 A	Illinois St.	53 57	
									316 A	IPFW	51 62	
LAST 12 Division I GAMES:												
211 A	UTRGV	56 78	301 H	UMKC	77 72							
239 H	Grand Canyon	60 65	207 A	Utah Valley	46 74							
207 H	Utah Valley	62 69	239 A	Grand Canyon	36 74							
99 A	New Mexico St.	63 76	99 H	New Mexico St.	60 70							
216 H	CSU Bakersfield	61 74	211 H	UTRGV	56 64							
265 H	Seattle	57 49	265 A	Seattle	45 59							

Non-Div I Games:

Chicago St.

■ Loss, 
 ■ Non-Conf, S Site, 
 ■ Home 
 ■ Away 
 N Neutral

Average RPI Win:	251	WON-LOST	WINNING	LAST 10	STRENGTH OF	OPP. STRENGTH	TEAM	ADJ.	CONF.	ADJ CONF.
Average RPI Loss:	90	RECORD	PCT. RANK	GAMES	SCHEDULE	OF SCHEDULE	RPI	RPI	RPI	RPI
DIV. I ONLY	8- 21	290	2- 8	80	79	219	219	8	8	
DIV. I NON-CONF.	4- 7	222	0- 0	38	72	181	181	7	7	
TOTALS	RPI 1-25	RPI 26-50	W-L RECORDS	RPI 51-100	RPI 101-150	RPI 150+				
8- 21	0- 7	0- 1	OVERALL	0- 3	1- 4	7- 6				
5- 10	0- 3	0- 0	HOME	0- 1	1- 2	4- 4				
3- 9	0- 2	0- 1	AWAY	0- 2	0- 2	3- 2				
0- 2	0- 2	0- 0	NEUTRAL	0- 0	0- 0	0- 0				
4- 7	0- 3	0- 1	NON-CONFERENCE	0- 0	1- 2	3- 1				
4- 2	0- 1	0- 0	HOME	0- 0	1- 1	3- 0				
0- 3	0- 0	0- 1	AWAY	0- 0	0- 1	0- 1				
0- 2	0- 2	0- 0	NEUTRAL	0- 0	0- 0	0- 0				
4- 14	0- 4	0- 0	CONFERENCE	0- 3	0- 2	4- 5				
1- 8	0- 2	0- 0	HOME	0- 1	0- 1	1- 4				
3- 6	0- 2	0- 0	AWAY	0- 2	0- 1	3- 1				
0- 0	0- 0	0- 0	NEUTRAL	0- 0	0- 0	0- 0				

RPI 1-25				RPI 26-50				RPI 51-100				RPI 101+ Team's RPI: 219			
RPI	S	Opponent	Score	RPI	S	Opponent	Score	RPI	S	Opponent	Score	RPI	S	Opponent	Score
2	N	Baylor	34 72	32	A	Georgia	42 60	66	A	Temple	51 74	101	H	UT Martin	57 63
3	A	UConn	34 88					66	H	Temple	49 74	104	A	Memphis	51 54
3	H	UConn	45 107					80	A	Tulane	51 70	104	H	Memphis	47 64
5	H	Ohio St.	76 105									135	H	Northern Ky.	71 68
22	N	Michigan St.	63 103									148	A	Detroit	68 77
25	A	South Fla.	49 82									156	A	Xavier	56 65
25	H	South Fla.	51 78									158	A	East Carolina	60 63
												158	H	East Carolina	55 77
												179	A	Tulsa	55 53
												179	H	Tulsa	63 76
												188	H	SMU	55 73
												256	H	Bowling Green	54 51
												263	H	Saint Francis (PA)	93 86
												273	A	UCF	68 50
												273	H	UCF	60 80
												282	A	Houston	67 61
												282	H	Houston	56 50
												338	H	Eastern Ill.	70 57
LAST 12 Division I GAMES:															
80	A	Tulane	51 70	66	H	Temple	49 74								
179	H	Tulsa	63 76	104	A	Memphis	51 54								
158	H	East Carolina	55 77	25	A	South Fla.	49 82								
282	A	Houston	67 61	282	H	Houston	56 50								
3	A	UConn	34 88	188	H	SMU	55 73								
25	H	South Fla.	51 78	158	A	East Carolina	60 63								

Non-Div I Games:

Cincinnati

■ Loss, 
■ Non-Conf, 
■ S Site, 
■ H Home 
■ A Away 
N Neutral

Average RPI Win:	254	WON-LOST	WINNING	LAST 10	STRENGTH OF	OPP. STRENGTH	TEAM	ADJ.	CONF.	ADJ CONF.
Average RPI Loss:	102	RECORD	PCT. RANK	GAMES	SCHEDULE	OF SCHEDULE	RPI	RPI	RPI	RPI
DIV. I ONLY	4- 26	334	0- 10	36	86	255	255	4	4	
DIV. I NON-CONF.	4- 9	245	0- 0	129	331	253	253	5	5	
TOTALS	RPI 1-25	RPI 26-50	W-L RECORDS	RPI 51-100	RPI 101-150	RPI 150+				
4- 26	0- 6	0- 3	OVERALL	0- 4	1- 8	3- 5				
3- 12	0- 2	0- 3	HOME	0- 1	1- 3	2- 3				
1- 11	0- 4	0- 0	AWAY	0- 3	0- 3	1- 1				
0- 3	0- 0	0- 0	NEUTRAL	0- 0	0- 2	0- 1				
4- 9	0- 1	0- 0	NON-CONFERENCE	0- 2	1- 1	3- 5				
3- 4	0- 1	0- 0	HOME	0- 0	1- 0	2- 3				
1- 3	0- 0	0- 0	AWAY	0- 2	0- 0	1- 1				
0- 2	0- 0	0- 0	NEUTRAL	0- 0	0- 1	0- 1				
0- 17	0- 5	0- 3	CONFERENCE	0- 2	0- 7	0- 0				
0- 8	0- 1	0- 3	HOME	0- 1	0- 3	0- 0				
0- 8	0- 4	0- 0	AWAY	0- 1	0- 3	0- 0				
0- 1	0- 0	0- 0	NEUTRAL	0- 0	0- 1	0- 0				

RPI 1-25			RPI 26-50			RPI 51-100			RPI 101+			Team's RPI: 255
RPI	S	Opponent	Score	RPI	S	Opponent	Score	RPI	S	Opponent	Score	
1	A	Notre Dame	52 71	31	H	Miami (FL)	49 83	67	A	Georgia Tech	48 77	103 A Virginia 48 65
4	H	South Carolina	41 67	46	H	North Carolina St.	57 71	67	H	Georgia Tech	63 76	113 H Boston College 64 67
12	A	Florida St.	56 75	48	H	Duke	43 72	69	A	Maine	42 75	119 A Virginia Tech 49 79
12	H	Florida St.	40 85					81	A	Oregon	56 69	126 N Buffalo 51 61
14	A	Louisville	33 75									127 H Pittsburgh 56 59
16	A	Syracuse	62 83									136 H UNC Asheville 67 49
												137 H Wake Forest 45 55
												137 N Wake Forest 58 73
												147 A North Carolina 56 72
												195 N Butler 50 54
												200 H William & Mary 41 58
												209 A Furman 49 70
												278 A Tennessee Tech 71 53
												283 H Coastal Caro. 47 63
												293 H Charleston So. 43 36
												296 H Florida A&M 68 77
												309 H South Carolina St. 63 54
LAST 12 Division I GAMES:												
137	N	Wake Forest	58 73	137	H	Wake Forest	45 55					
46	H	North Carolina St.	57 71	12	A	Florida St.	56 75					
1	A	Notre Dame	52 71	16	A	Syracuse	62 83					
103	A	Virginia	48 65	127	H	Pittsburgh	56 59					
113	H	Boston College	64 67	14	A	Louisville	33 75					
67	A	Georgia Tech	48 77	67	H	Georgia Tech	63 76					

Non-Div I Games:

Clemson

■ Loss, 
 ■ Non-Conf, 
 ■ S Site, 
 ■ H Home 
 ■ A Away 
 N Neutral

Average RPI Win:	230	WON-LOST	WINNING	LAST 10	STRENGTH OF	OPP. STRENGTH	TEAM	ADJ.	CONF.	ADJ CONF.
Average RPI Loss:	154	RECORD	PCT. RANK	GAMES	SCHEDULE	OF SCHEDULE	RPI	RPI	RPI	RPI
DIV. I ONLY	8- 19	281	4- 5	173	182	272	272	14	14	
DIV. I NON-CONF.	3- 7	248	0- 1	315	281	313	313	16	16	
TOTALS	RPI 1-25	RPI 26-50	W-L RECORDS	RPI 51-100	RPI 101-150	RPI 150+				
8- 19	0- 2	0- 0	OVERALL	0- 4	2- 7	6- 6				
6- 7	0- 1	0- 0	HOME	0- 1	1- 4	5- 1				
2- 10	0- 1	0- 0	AWAY	0- 2	1- 3	1- 4				
0- 2	0- 0	0- 0	NEUTRAL	0- 1	0- 0	0- 1				
3- 7	0- 0	0- 0	NON-CONFERENCE	0- 4	0- 0	3- 3				
2- 2	0- 0	0- 0	HOME	0- 1	0- 0	2- 1				
1- 3	0- 0	0- 0	AWAY	0- 2	0- 0	1- 1				
0- 2	0- 0	0- 0	NEUTRAL	0- 1	0- 0	0- 1				
5- 12	0- 2	0- 0	CONFERENCE	0- 0	2- 7	3- 3				
4- 5	0- 1	0- 0	HOME	0- 0	1- 4	3- 0				
1- 7	0- 1	0- 0	AWAY	0- 0	1- 3	0- 3				
0- 0	0- 0	0- 0	NEUTRAL	0- 0	0- 0	0- 0				

RPI 1-25				RPI 26-50				RPI 51-100				RPI 101+ Team's RPI: 272			
RPI	S	Opponent	Score	RPI	S	Opponent	Score	RPI	S	Opponent	Score	RPI	S	Opponent	Score
19	A	Green Bay	53 71					53	N	Saint Louis	65 76	106	A	Wright St.	64 81
19	H	Green Bay	45 66					88	A	Belmont	58 76	106	H	Wright St.	65 93
								91	H	Bucknell	57 59	129	A	Youngstown St.	53 43
								98	A	Toledo	53 66	129	H	Youngstown St.	75 68
												135	H	Northern Ky.	51 83
												141	A	Milwaukee	58 59
												141	H	Milwaukee	46 62
												148	A	Detroit	68 82
												148	H	Detroit	60 66
												217	A	Oakland	69 79
												217	H	Oakland	88 75
												227	A	Ill.-Chicago	62 80
												227	H	Ill.-Chicago	72 69
												253	A	Valparaiso	59 66
												253	H	Valparaiso	72 65
												256	H	Bowling Green	69 48
												292	A	Niagara	72 73
												308	N	UNCG	51 55
												310	H	FIU	64 57
												322	A	Kent St.	60 49
												334	H	Evansville	63 72
LAST 12 Division I GAMES:															
308	N	UNCG	51 55	141	A	Milwaukee	58 59								
106	A	Wright St.	64 81	217	H	Oakland	88 75								
253	H	Valparaiso	72 65	148	H	Detroit	60 66								
227	H	Ill.-Chicago	72 69	106	H	Wright St.	65 93								
129	A	Youngstown St.	53 43	135	H	Northern Ky.	51 83								
19	A	Green Bay	53 71	227	A	Ill.-Chicago	62 80								

Non-Div I Games:

Cleveland St.

■ Loss, 
 ■ Non-Conf, 
 ■ S Site, 
 ■ Home 
 ■ A Away 
 N Neutral

## Coastal Caro.

Through Games Of March 3, 2016

Average RPI Win:	242	WON-LOST	WINNING	LAST 10	STRENGTH OF	OPP. STRENGTH	TEAM	ADJ.	CONF.	ADJ CONF.
Average RPI Loss:	211	RECORD	PCT. RANK	GAMES	SCHEDULE	OF SCHEDULE	RPI	RPI	RPI	RPI
DIV. I ONLY	8- 17	269	4- 6	248	315	283	283	27	27	
DIV. I NON-CONF.	2- 4	234	0- 0	265	249	264	264	29	29	
TOTALS	RPI 1-25	RPI 26-50	W-L RECORDS	RPI 51-100	RPI 101-150	RPI 150+				
8- 17	0- 0	0- 0	OVERALL	0- 1	1- 4	7- 12				
4- 6	0- 0	0- 0	HOME	0- 0	0- 2	4- 4				
4- 8	0- 0	0- 0	AWAY	0- 0	1- 1	3- 7				
0- 3	0- 0	0- 0	NEUTRAL	0- 1	0- 1	0- 1				
2- 4	0- 0	0- 0	NON-CONFERENCE	0- 1	0- 1	2- 2				
1- 0	0- 0	0- 0	HOME	0- 0	0- 0	1- 0				
1- 1	0- 0	0- 0	AWAY	0- 0	0- 0	1- 1				
0- 3	0- 0	0- 0	NEUTRAL	0- 1	0- 1	0- 1				
6- 13	0- 0	0- 0	CONFERENCE	0- 0	1- 3	5- 10				
3- 6	0- 0	0- 0	HOME	0- 0	0- 2	3- 4				
3- 7	0- 0	0- 0	AWAY	0- 0	1- 1	2- 6				
0- 0	0- 0	0- 0	NEUTRAL	0- 0	0- 0	0- 0				

RPI 1-25			RPI 26-50			RPI 51-100			RPI 101+			Team's RPI: 283
RPI	S	Opponent	Score	RPI	S	Opponent	Score	RPI	S	Opponent	Score	
						68 N Hofstra	40 82			121 A Liberty	58 51	
										121 H Liberty	63 65	
										136 A UNC Asheville	69 77	
										136 H UNC Asheville	52 63	
										137 N Wake Forest	52 81	
										187 A Gardner-Webb	59 56	
										187 H Gardner-Webb	51 61	
										190 A Radford	45 61	
										190 H Radford	36 49	
										199 N Sacred Heart	62 71	
										226 A Presbyterian	42 66	
										226 H Presbyterian	60 47	
										252 A High Point	52 53	
										252 H High Point	79 53	
										255 A Clemson	63 47	
										263 A Saint Francis (PA)	74 106	
										264 A Campbell	52 73	
										264 H Campbell	70 83	
										293 A Charleston So.	73 62	
										293 H Charleston So.	61 40	
										305 H Wofford	83 69	
										317 A Longwood	76 84	
										317 H Longwood	48 56	
										324 A Winthrop	43 52	
LAST 12 Division I GAMES:												
						317 A Longwood	76 84			252 H High Point	79 53	
						187 H Gardner-Webb	51 61			136 A UNC Asheville	69 77	
						226 H Presbyterian	60 47			190 H Radford	36 49	
						121 A Liberty	58 51			264 A Campbell	52 73	
						293 H Charleston So.	61 40			226 A Presbyterian	42 66	
						324 A Winthrop	43 52			121 H Liberty	63 65	

Non-Div I Games: Allen 86 45 Warren Wilson 100 49 Mid-Atlantic Christ105 15

Coastal Caro.

Loss, Non-Conf, S Site, H Home A Away N Neutral

Average RPI Win:	247	WON-LOST	WINNING	LAST 10	STRENGTH OF	OPP. STRENGTH	TEAM	ADJ.	CONF.	ADJ CONF.
Average RPI Loss:	115	RECORD	PCT. RANK	GAMES	SCHEDULE	OF SCHEDULE	RPI	RPI	RPI	RPI
DIV. I ONLY	10- 18	256	3- 7	143	161	231	231	13	13	
DIV. I NON-CONF.	5- 6	180	0- 0	117	253	175	175	10	10	
TOTALS	RPI 1-25	RPI 26-50	W-L RECORDS	RPI 51-100	RPI 101-150	RPI 150+				
10- 18	0- 1	0- 2	OVERALL	1- 6	0- 2	9- 7				
7- 7	0- 1	0- 1	HOME	1- 2	0- 0	6- 3				
3- 11	0- 0	0- 1	AWAY	0- 4	0- 2	3- 4				
0- 0	0- 0	0- 0	NEUTRAL	0- 0	0- 0	0- 0				
5- 6	0- 1	0- 1	NON-CONFERENCE	0- 1	0- 2	5- 1				
4- 2	0- 1	0- 1	HOME	0- 0	0- 0	4- 0				
1- 4	0- 0	0- 0	AWAY	0- 1	0- 2	1- 1				
0- 0	0- 0	0- 0	NEUTRAL	0- 0	0- 0	0- 0				
5- 12	0- 0	0- 1	CONFERENCE	1- 5	0- 0	4- 6				
3- 5	0- 0	0- 0	HOME	1- 2	0- 0	2- 3				
2- 7	0- 0	0- 1	AWAY	0- 3	0- 0	2- 3				
0- 0	0- 0	0- 0	NEUTRAL	0- 0	0- 0	0- 0				

RPI	S	Opponent	Score	RPI	S	Opponent	Score	RPI	S	Opponent	Score	RPI	S	Opponent	Score	Team's RPI: 231
14	H	Louisville	67 71	36	A	James Madison	61 83	68	A	Hofstra	54 66	114	A	Mercer	58 66	
				39	H	Western Ky.	44 78	68	H	Hofstra	58 62	119	A	Virginia Tech	47 81	
								76	A	Charlotte	61 89	152	A	Boise St.	38 61	
								78	A	Drexel	54 66	161	A	Northeastern	66 78	
								78	H	Drexel	49 46	161	H	Northeastern	49 52	
								86	A	Elon	41 52	165	A	Delaware	55 72	
								86	H	Elon	38 54	165	H	Delaware	47 63	
												198	A	Weber St.	50 42	
												200	A	William & Mary	55 51	
												200	H	William & Mary	40 66	
												266	H	Appalachian St.	60 50	
												270	A	UNCW	64 53	
												270	H	UNCW	68 24	
												282	H	Houston	55 48	
												289	A	Towson	51 62	
												289	H	Towson	67 55	
												293	H	Charleston So.	81 66	
												324	H	Winthrop	77 63	
LAST 12 Division I GAMES:																
270	H	UNCW	68 24	165	A	Delaware	55 72									
68	A	Hofstra	54 66	78	H	Drexel	49 46									
161	A	Northeastern	66 78	161	H	Northeastern	49 52									
200	H	William & Mary	40 66	289	H	Towson	67 55									
86	H	Elon	38 54	200	A	William & Mary	55 51									
289	A	Towson	51 62	86	A	Elon	41 52									

Non-Div I Games:

Col. of Charleston

■ Loss, 
■ Non-Conf, S Site, 
■ Home 
■ Away 
N Neutral



Average RPI Win: <b>293</b>	WON-LOST	WINNING	LAST 10	STRENGTH OF	OPP. STRENGTH	TEAM	ADJ.	CONF.	ADJ CONF.
Average RPI Loss: <b>182</b>	RECORD	PCT. RANK	GAMES	SCHEDULE	OF SCHEDULE	RPI	RPI	RPI	RPI
DIV. I ONLY	6- 22	306	2- 8	194	275	300	300	25	25
DIV. I NON-CONF.	2- 8	290	0- 0	112	158	250	250	27	27
TOTALS	RPI 1-25	RPI 26-50	W-L RECORDS	RPI 51-100	RPI 101-150	RPI 150+			
6- 22	0- 2	0- 1	OVERALL	0- 4	0- 1	6- 14			
3- 11	0- 1	0- 1	HOME	0- 2	0- 1	3- 6			
3- 11	0- 1	0- 0	AWAY	0- 2	0- 0	3- 8			
0- 0	0- 0	0- 0	NEUTRAL	0- 0	0- 0	0- 0			
2- 8	0- 2	0- 1	NON-CONFERENCE	0- 0	0- 1	2- 4			
1- 4	0- 1	0- 1	HOME	0- 0	0- 1	1- 1			
1- 4	0- 1	0- 0	AWAY	0- 0	0- 0	1- 3			
0- 0	0- 0	0- 0	NEUTRAL	0- 0	0- 0	0- 0			
4- 14	0- 0	0- 0	CONFERENCE	0- 4	0- 0	4- 10			
2- 7	0- 0	0- 0	HOME	0- 2	0- 0	2- 5			
2- 7	0- 0	0- 0	AWAY	0- 2	0- 0	2- 5			
0- 0	0- 0	0- 0	NEUTRAL	0- 0	0- 0	0- 0			

RPI 1-25				RPI 26-50				RPI 51-100				RPI 101+ Team's RPI: 300			
RPI	S	Opponent	Score	RPI	S	Opponent	Score	RPI	S	Opponent	Score	RPI	S	Opponent	Score
3	H	UConn	50 <b>94</b>	27	H	St. Bonaventure	38 <b>62</b>	70	A	Army West Point	55 <b>67</b>	108	H	Gonzaga	50 <b>80</b>
18	A	DePaul	46 <b>96</b>					70	H	Army West Point	55 <b>78</b>	156	A	Cornell	60 <b>73</b>
								91	A	Bucknell	60 <b>79</b>	218	A	Lehigh	74 <b>83</b>
								91	H	Bucknell	51 <b>71</b>	218	H	Lehigh	82 72
												221	H	Siena	52 50
												232	A	Binghamton	56 <b>63</b>
												234	A	Loyola Maryland	38 <b>55</b>
												234	H	Loyola Maryland	49 <b>65</b>
												236	A	Navy	41 <b>51</b>
												236	H	Navy	58 <b>62</b>
												251	A	Holy Cross	61 <b>70</b>
												251	H	Holy Cross	71 <b>80</b>
												257	H	Monmouth	80 <b>86</b>
												274	A	American	56 <b>64</b>
												274	H	American	37 <b>49</b>
												322	A	Kent St.	71 <b>76</b>
												325	A	Lafayette	72 59
												325	H	Lafayette	70 55
												327	A	LIU Brooklyn	63 53
												340	A	Boston U.	72 63
												340	H	Boston U.	58 <b>71</b>
LAST 12 Division I GAMES:															
218	H	Lehigh	82 72	70	H	Army West Point	55 <b>78</b>	236	H	Navy	58 <b>62</b>				
325	H	Lafayette	70 55	251	A	Holy Cross	61 <b>70</b>	274	A	American	56 <b>64</b>				
218	A	Lehigh	74 <b>83</b>	234	H	Loyola Maryland	49 <b>65</b>	340	A	Boston U.	72 63				
234	A	Loyola Maryland	38 <b>55</b>												
340	H	Boston U.	58 <b>71</b>												
91	A	Bucknell	60 <b>79</b>												

Non-Div I Games:

Colgate

■ Loss, 
 ■ Non-Conf, 
 S Site, 
 ■ Home 
 ■ Away 
 N Neutral

Colorado

Through Games Of March 3, 2016

Average RPI Win:	185	WON-LOST	WINNING	LAST 10	STRENGTH OF	OPP. STRENGTH	TEAM	ADJ.	CONF.	ADJ CONF.
Average RPI Loss:	60	RECORD	PCT. RANK	GAMES	SCHEDULE	OF SCHEDULE	RPI	RPI	RPI	RPI
DIV. I ONLY	7- 23	304	2- 8	12	26	193	193	1	1	
DIV. I NON-CONF.	5- 6	180	0- 0	55	193	160	160	1	1	
TOTALS	RPI 1-25	RPI 26-50	W-L RECORDS	RPI 51-100	RPI 101-150	RPI 150+				
7- 23	0- 8	0- 5	OVERALL	2- 7	0- 2	5- 1				
7- 9	0- 4	0- 2	HOME	2- 3	0- 0	5- 0				
0- 13	0- 4	0- 2	AWAY	0- 4	0- 2	0- 1				
0- 1	0- 0	0- 1	NEUTRAL	0- 0	0- 0	0- 0				
5- 6	0- 2	0- 2	NON-CONFERENCE	0- 0	0- 1	5- 1				
5- 2	0- 1	0- 1	HOME	0- 0	0- 0	5- 0				
0- 4	0- 1	0- 1	AWAY	0- 0	0- 1	0- 1				
0- 0	0- 0	0- 0	NEUTRAL	0- 0	0- 0	0- 0				
2- 17	0- 6	0- 3	CONFERENCE	2- 7	0- 1	0- 0				
2- 7	0- 3	0- 1	HOME	2- 3	0- 0	0- 0				
0- 9	0- 3	0- 1	AWAY	0- 4	0- 1	0- 0				
0- 1	0- 0	0- 1	NEUTRAL	0- 0	0- 0	0- 0				

RPI	S	Opponent	Score	RPI	S	Opponent	Score	RPI	S	Opponent	Score	RPI	S	Opponent	Score	Team's RPI: 193
7	A	Stanford	56 71	38	A	Washington	47 68	55	H	Southern California	66 63	118	A	Arizona	52 63	
7	H	Stanford	49 80	38	H	Washington	74 76	81	A	Oregon	70 77	131	A	Long Beach St.	42 59	
8	A	Arizona St.	37 64	38	N	Washington	51 67	81	H	Oregon	46 59	168	H	Northern Colo.	63 41	
9	A	Oregon St.	50 73	42	A	Colorado St.	63 64	85	A	Utah	55 71	213	H	Massachusetts	90 63	
9	H	Oregon St.	47 61	45	H	Missouri	75 79	85	H	Utah	68 76	226	H	Presbyterian	72 60	
10	H	UCLA	64 82					89	A	California	35 64	241	H	Loyola Marymount	92 81	
13	A	Kentucky	61 86					89	H	California	78 57	245	A	Wyoming	68 77	
20	H	Florida	61 83					94	A	Washington St.	70 83	306	H	Northern Ariz.	90 66	
								94	H	Washington St.	66 74					
LAST 12 Division I GAMES:																
		38 N Washington	51 67			9 A Oregon St.	50 73									
		38 A Washington	47 68			85 H Utah	68 76									
		94 A Washington St.	70 83			85 A Utah	55 71									
		89 H California	78 57			55 H Southern California	66 63									
		7 H Stanford	49 80			10 H UCLA	64 82									
		81 A Oregon	70 77			9 H Oregon St.	47 61									

Non-Div I Games:

Colorado

Loss, Non-Conf, S Site, H Home A Away N Neutral

Colorado St.

Through Games Of March 3, 2016

Average RPI Win:	220	WON-LOST	WINNING	LAST 10	STRENGTH OF	OPP. STRENGTH	TEAM	ADJ.	CONF.	ADJ CONF.
Average RPI Loss:	35	RECORD	PCT. RANK	GAMES	SCHEDULE	OF SCHEDULE	RPI	RPI	RPI	RPI
DIV. I ONLY	25- 1	5	10- 0	249	204	42	42	19	19	
DIV. I NON-CONF.	8- 1	23	0- 0	224	156	51	51	20	20	
TOTALS	RPI 1-25	RPI 26-50	W-L RECORDS	RPI 51-100	RPI 101-150	RPI 150+				
25- 1	1- 0	0- 1	OVERALL	0- 0	1- 0	23- 0				
13- 0	1- 0	0- 0	HOME	0- 0	1- 0	11- 0				
11- 1	0- 0	0- 1	AWAY	0- 0	0- 0	11- 0				
1- 0	0- 0	0- 0	NEUTRAL	0- 0	0- 0	1- 0				
8- 1	1- 0	0- 1	NON-CONFERENCE	0- 0	0- 0	7- 0				
4- 0	1- 0	0- 0	HOME	0- 0	0- 0	3- 0				
3- 1	0- 0	0- 1	AWAY	0- 0	0- 0	3- 0				
1- 0	0- 0	0- 0	NEUTRAL	0- 0	0- 0	1- 0				
17- 0	0- 0	0- 0	CONFERENCE	0- 0	1- 0	16- 0				
9- 0	0- 0	0- 0	HOME	0- 0	1- 0	8- 0				
8- 0	0- 0	0- 0	AWAY	0- 0	0- 0	8- 0				
0- 0	0- 0	0- 0	NEUTRAL	0- 0	0- 0	0- 0				

RPI 1-25				RPI 26-50				Team's RPI: 42	RPI 51-100				RPI 101+			
RPI	S	Opponent	Score	RPI	S	Opponent	Score		RPI	S	Opponent	Score	RPI	S	Opponent	Score
15	H	BYU	61 55	35	A	Penn	48 49						123	H	Fresno St.	68 55
													152	A	Boise St.	83 51
													152	H	Boise St.	68 64
													168	A	Northern Colo.	62 46
													171	A	New Mexico	49 48
													177	H	Montana	75 43
													189	A	San Jose St.	80 78
													189	H	San Jose St.	76 54
													193	H	Colorado	64 63
													204	A	UNLV	64 56
													204	H	UNLV	83 52
													229	A	Utah St.	69 49
													229	H	Utah St.	91 64
													236	A	Navy	82 73
													245	A	Wyoming	62 57
													245	H	Wyoming	63 42
													250	A	San Diego St.	60 57
													250	H	San Diego St.	70 54
													254	N	Morgan St.	54 36
													304	A	Denver	74 46
													321	A	Nevada	64 37
													321	H	Nevada	74 56
													329	H	Incarnate Word	60 37
													344	H	Air Force	71 47
LAST 12 Division I GAMES:																
123	H	Fresno St.	68 55	152	A	Boise St.	83 51									
321	H	Nevada	74 56	321	A	Nevada	64 37									
171	A	New Mexico	49 48	250	H	San Diego St.	70 54									
245	A	Wyoming	62 57	245	H	Wyoming	63 42									
229	H	Utah St.	91 64	189	A	San Jose St.	80 78									
204	H	UNLV	83 52	344	H	Air Force	71 47									

Non-Div I Games: Okla. Panhandle 90 45 Western St. 84 42

Colorado St.

Loss, Non-Conf, S Site, H Home A Away N Neutral

Average RPI Win: 273		WON-LOST	WINNING	LAST 10	STRENGTH OF	OPP. STRENGTH	TEAM	ADJ.	CONF.	ADJ CONF.
Average RPI Loss: 118		RECORD	PCT. RANK	GAMES	SCHEDULE	OF SCHEDULE	RPI	RPI	RPI	RPI
DIV. I ONLY		11- 15	220	1- 9	183	203	230	230	10	10
DIV. I NON-CONF.		10- 4	86	0- 0	314	326	165	165	12	12
TOTALS	RPI 1-25	RPI 26-50		W-L RECORDS		RPI 51-100	RPI 101-150	RPI 150+		
11- 15	0- 1	0- 4		OVERALL		0- 3	0- 0	11- 7		
7- 7	0- 0	0- 2		HOME		0- 1	0- 0	7- 4		
4- 7	0- 1	0- 2		AWAY		0- 1	0- 0	4- 3		
0- 1	0- 0	0- 0		NEUTRAL		0- 1	0- 0	0- 0		
10- 4	0- 1	0- 0		NON-CONFERENCE		0- 1	0- 0	10- 2		
6- 1	0- 0	0- 0		HOME		0- 0	0- 0	6- 1		
4- 2	0- 1	0- 0		AWAY		0- 0	0- 0	4- 1		
0- 1	0- 0	0- 0		NEUTRAL		0- 1	0- 0	0- 0		
1- 11	0- 0	0- 4		CONFERENCE		0- 2	0- 0	1- 5		
1- 6	0- 0	0- 2		HOME		0- 1	0- 0	1- 3		
0- 5	0- 0	0- 2		AWAY		0- 1	0- 0	0- 2		
0- 0	0- 0	0- 0		NEUTRAL		0- 0	0- 0	0- 0		

RPI 1-25				RPI 26-50				RPI 51-100				RPI 101+				Team's RPI: 230
RPI	S	Opponent	Score	RPI	S	Opponent	Score	RPI	S	Opponent	Score	RPI	S	Opponent	Score	
8	A	Arizona St.	49 70	33	A	Princeton	54 86	98	N	Toledo	75 88	156	A	Cornell	73 84	
				33	H	Princeton	48 77	100	A	Harvard	54 84	156	H	Cornell	59 66	
				35	A	Penn	51 71	100	H	Harvard	66 69	160	H	Stony Brook	71 79	
				35	H	Penn	42 60					162	H	Yale	77 71	
												176	A	UMBC	70 68	
												208	A	Rhode Island	56 57	
												210	H	Brown	63 73	
												220	A	Dartmouth	53 63	
												220	H	Dartmouth	73 76	
												232	H	Binghamton	71 64	
												234	H	Loyola Maryland	63 53	
												263	H	Saint Francis (PA)	82 78	
												281	H	Vermont	73 56	
												315	A	Fairleigh Dickinson	87 83	
												320	A	UMass Lowell	67 57	
												327	A	LIU Brooklyn	84 74	
												343	H	Wagner	67 48	
												345	H	NJIT	72 52	
LAST 12 Division I GAMES:																
				35	H	Penn	42 60	210	H	Brown	63 73					
				33	H	Princeton	48 77	162	H	Yale	77 71					
				220	A	Dartmouth	53 63	100	H	Harvard	66 69					
				100	A	Harvard	54 84	220	H	Dartmouth	73 76					
				33	A	Princeton	54 86	156	A	Cornell	73 84					
				35	A	Penn	51 71	156	H	Cornell	59 66					

Non-Div I Games:	Central Penn	102	18
------------------	--------------	-----	----

Columbia

Loss, Non-Conf, S Site, H Home A Away N Neutral

Coppin St.				Through Games Of March 31, 2010						
Average RPI Win:	300	WON-LOST	WINNING	LAST 10	STRENGTH OF	OPP. STRENGTH	TEAM	ADJ.	CONF.	ADJ CONF.
Average RPI Loss:	166	RECORD	PCT. RANK	GAMES	SCHEDULE	OF SCHEDULE	RPI	RPI	RPI	RPI
DIV. I ONLY	13- 14	179	6- 4	318	310	244	244	32	32	
DIV. I NON-CONF.	3- 8	258	0- 0	98	88	193	193	30	30	
TOTALS	RPI 1-25		RPI 26-50	W-L RECORDS		RPI 51-100	RPI 101-150		RPI 150+	
13- 14	0- 2		0- 1	OVERALL		0- 2	0- 2		13- 7	
8- 2	0- 0		0- 0	HOME		0- 0	0- 0		8- 2	
4- 11	0- 2		0- 1	AWAY		0- 1	0- 2		4- 5	
1- 1	0- 0		0- 0	NEUTRAL		0- 1	0- 0		1- 0	
3- 8	0- 2		0- 1	NON-CONFERENCE		0- 2	0- 2		3- 1	
1- 1	0- 0		0- 0	HOME		0- 0	0- 0		1- 1	
1- 6	0- 2		0- 1	AWAY		0- 1	0- 2		1- 0	
1- 1	0- 0		0- 0	NEUTRAL		0- 1	0- 0		1- 0	
10- 6	0- 0		0- 0	CONFERENCE		0- 0	0- 0		10- 6	
7- 1	0- 0		0- 0	HOME		0- 0	0- 0		7- 1	
3- 5	0- 0		0- 0	AWAY		0- 0	0- 0		3- 5	
0- 0	0- 0		0- 0	NEUTRAL		0- 0	0- 0		0- 0	

RPI 1-25					
RPI	S	Opponent	Score		
16	A	Syracuse	56	88	
24	A	West Virginia	64	96	
RPI 26-50					
RPI	S	Opponent	Score		
31	A	Miami (FL)	59	78	
RPI 51-100					
RPI	S	Opponent	Score		
56	N	Auburn	54	69	
75	A	VCU	42	73	
RPI 101+					
RPI	S	Opponent	Score		
103	A	Virginia	40	75	
119	A	Virginia Tech	39	72	
176	H	UMBC	61	68	
201	H	Hampton	68	64	
215	H	N.C. A&T	65	59	
246	A	Bethune-Cookman	56	69	
254	A	Morgan St.	51	72	
254	H	Morgan St.	82	38	
275	H	UMES	61	54	
289	A	Towson	81	69	
290	A	Savannah St.	55	57	
296	A	Florida A&M	73	79	
309	A	South Carolina St.	63	67	
318	H	Mt. St. Mary's	66	55	
323	A	Delaware St.	54	49	
323	H	Delaware St.	84	79	
325	N	Lafayette	64	57	
330	A	Howard	83	67	
330	H	Howard	69	71	
347	A	Norfolk St.	56	47	
347	H	Norfolk St.	69	44	
348	H	N.C. Central	63	46	
Team's RPI: 244					
LAST 12 Division I GAMES:					
323	A	Delaware St.	54	49	
254	H	Morgan St.	82	38	
347	A	Norfolk St.	56	47	
201	H	Hampton	68	64	
323	H	Delaware St.	84	79	
330	H	Howard	69	71	
290	A	Savannah St.	55	57	
309	A	South Carolina St.	63	67	
254	A	Morgan St.	51	72	
275	H	UMES	61	54	
348	H	N.C. Central	63	46	
215	H	N.C. A&T	65	59	

Non-Div I Games:      Bowie St.

Coppin St.

Loss, Non-Conf, S Site, H Home A Away N Neutral

Average RPI Win: <b>232</b>	WON-LOST	WINNING	LAST 10	STRENGTH OF	OPP. STRENGTH	TEAM	ADJ.	CONF.	ADJ CONF.
Average RPI Loss: <b>124</b>	RECORD	PCT. RANK	GAMES	SCHEDULE	OF SCHEDULE	RPI	RPI	RPI	RPI
DIV. I ONLY	<b>14- 12</b>	<b>150</b>	<b>4- 6</b>	<b>161</b>	<b>186</b>	<b>156</b>	<b>156</b>	<b>10</b>	<b>10</b>
DIV. I NON-CONF.	<b>8- 6</b>	<b>136</b>	<b>0- 0</b>	<b>299</b>	<b>299</b>	<b>206</b>	<b>206</b>	<b>12</b>	<b>12</b>
TOTALS	RPI 1-25	RPI 26-50	W-L RECORDS	RPI 51-100	RPI 101-150	RPI 150+			
14- 12	0- 1	1- 3	OVERALL	0- 2	0- 2	13- 4			
11- 3	0- 0	1- 1	HOME	0- 1	0- 0	10- 1			
3- 9	0- 1	0- 2	AWAY	0- 1	0- 2	3- 3			
0- 0	0- 0	0- 0	NEUTRAL	0- 0	0- 0	0- 0			
8- 6	0- 1	0- 0	NON-CONFERENCE	0- 0	0- 2	8- 3			
6- 1	0- 0	0- 0	HOME	0- 0	0- 0	6- 1			
2- 5	0- 1	0- 0	AWAY	0- 0	0- 2	2- 2			
0- 0	0- 0	0- 0	NEUTRAL	0- 0	0- 0	0- 0			
6- 6	0- 0	1- 3	CONFERENCE	0- 2	0- 0	5- 1			
5- 2	0- 0	1- 1	HOME	0- 1	0- 0	4- 0			
1- 4	0- 0	0- 2	AWAY	0- 1	0- 0	1- 1			
0- 0	0- 0	0- 0	NEUTRAL	0- 0	0- 0	0- 0			

RPI 1-25				RPI 26-50				RPI 51-100				RPI 101+ Team's RPI: 156			
RPI	S	Opponent	Score	RPI	S	Opponent	Score	RPI	S	Opponent	Score	RPI	S	Opponent	Score
7	A	Stanford	38 <b>93</b>	33	A	Princeton	51 <b>71</b>	100	A	Harvard	63 <b>68</b>	126	A	Buffalo	41 <b>59</b>
				33	H	Princeton	57 <b>94</b>	100	H	Harvard	56 <b>65</b>	140	A	Marshall	47 <b>73</b>
				35	A	Penn	50 <b>65</b>					160	H	Stony Brook	49 <b>58</b>
				35	H	Penn	51 46					162	H	Yale	74 63
												185	H	Fairfield	59 35
												206	A	Hartford	50 <b>53</b>
												210	H	Brown	85 70
												220	A	Dartmouth	52 <b>60</b>
												220	H	Dartmouth	71 58
												228	A	Bryant	70 62
												230	A	Columbia	66 59
												230	H	Columbia	84 73
												232	H	Binghamton	64 57
												263	H	Saint Francis (PA)	75 69
												289	H	Towson	88 60
												300	H	Colgate	73 60
												323	H	Delaware St.	71 62
												330	A	Howard	74 <b>76</b>
												342	A	Cal St. Fullerton	59 47
LAST 12 Division I GAMES:															
				33	H	Princeton	57 <b>94</b>	162	H	Yale	74 63				
				35	H	Penn	51 46	210	H	Brown	85 70				
				100	A	Harvard	63 <b>68</b>	220	H	Dartmouth	71 58				
				220	A	Dartmouth	52 <b>60</b>	100	H	Harvard	56 <b>65</b>				
				35	A	Penn	50 <b>65</b>	230	H	Columbia	84 73				
				33	A	Princeton	51 <b>71</b>	230	A	Columbia	66 59				

Non-Div I Games:

Cornell

Creighton

Through Games Of March 3, 2016

Average RPI Win:	158	WON-LOST	WINNING	LAST 10	STRENGTH OF	OPP. STRENGTH	TEAM	ADJ.	CONF.	ADJ CONF.
Average RPI Loss:	98	RECORD	PCT. RANK	GAMES	SCHEDULE	OF SCHEDULE	RPI	RPI	RPI	RPI
DIV. I ONLY	14- 16	188	4- 6	79	74	130	130	6	6	
DIV. I NON-CONF.	6- 6	160	0- 0	133	120	143	143	6	6	
TOTALS	RPI 1-25	RPI 26-50	W-L RECORDS	RPI 51-100	RPI 101-150	RPI 150+				
14- 16	0- 2	2- 2	OVERALL	3- 7	0- 2	9- 3				
8- 5	0- 1	1- 1	HOME	2- 3	0- 0	5- 0				
4- 10	0- 1	1- 1	AWAY	1- 4	0- 1	2- 3				
2- 1	0- 0	0- 0	NEUTRAL	0- 0	0- 1	2- 0				
6- 6	0- 0	0- 0	NON-CONFERENCE	1- 3	0- 2	5- 1				
3- 1	0- 0	0- 0	HOME	1- 1	0- 0	2- 0				
1- 4	0- 0	0- 0	AWAY	0- 2	0- 1	1- 1				
2- 1	0- 0	0- 0	NEUTRAL	0- 0	0- 1	2- 0				
8- 10	0- 2	2- 2	CONFERENCE	2- 4	0- 0	4- 2				
5- 4	0- 1	1- 1	HOME	1- 2	0- 0	3- 0				
3- 6	0- 1	1- 1	AWAY	1- 2	0- 0	1- 2				
0- 0	0- 0	0- 0	NEUTRAL	0- 0	0- 0	0- 0				

RPI 1-25				RPI 26-50				RPI 51-100				RPI 101+ Team's RPI: 130			
RPI	S	Opponent	Score	RPI	S	Opponent	Score	RPI	S	Opponent	Score	RPI	S	Opponent	Score
18	A	DePaul	63 81	34	A	Seton Hall	71 77	58	A	St. John's (NY)	64 57	110	A	Drake	72 81
18	H	DePaul	52 78	34	H	Seton Hall	82 86	58	H	St. John's (NY)	55 66	112	N	Northwestern	52 75
				47	A	Villanova	65 62	60	H	South Dakota St.	51 53	156	A	Xavier	55 57
				47	H	Villanova	53 48	85	A	Utah	58 74	156	H	Xavier	74 47
								93	A	Marquette	72 79	158	N	East Carolina	91 66
								93	H	Marquette	83 81	167	H	Marist	89 46
								95	A	Georgetown	57 69	182	N	Eastern Wash.	66 60
								95	H	Georgetown	44 57	195	A	Butler	52 42
								96	H	UNI	69 61	195	H	Butler	77 49
								97	A	Nebraska	63 65	238	A	Kansas	54 67
												261	A	Omaha	69 46
												262	A	Providence	59 61
												262	H	Providence	72 48
												298	H	Wichita St.	79 54
LAST 12 Division I GAMES:															
58	A	St. John's (NY)	64 57	195	A	Butler	52 42								
34	A	Seton Hall	71 77	95	H	Georgetown	44 57								
18	H	DePaul	52 78	47	H	Villanova	53 48								
93	H	Marquette	83 81	93	A	Marquette	72 79								
262	A	Providence	59 61	18	A	DePaul	63 81								
156	A	Xavier	55 57	262	H	Providence	72 48								

Non-Div I Games:

Creighton

Loss, Non-Conf, S Site, H Home A Away N Neutral

Average RPI Win: <b>228</b>	WON-LOST	WINNING	LAST 10	STRENGTH OF	OPP. STRENGTH	TEAM	ADJ.	CONF.	ADJ CONF.
Average RPI Loss: <b>152</b>	RECORD	PCT. RANK	GAMES	SCHEDULE	OF SCHEDULE	RPI	RPI	RPI	RPI
DIV. I ONLY	<b>12- 16</b>	<b>216</b>	<b>6- 4</b>	<b>208</b>	<b>178</b>	<b>220</b>	<b>220</b>	<b>10</b>	<b>10</b>
DIV. I NON-CONF.	<b>5- 11</b>	<b>244</b>	<b>0- 0</b>	<b>296</b>	<b>294</b>	<b>292</b>	<b>292</b>	<b>12</b>	<b>12</b>
TOTALS	RPI 1-25	RPI 26-50	W-L RECORDS	RPI 51-100	RPI 101-150	RPI 150+			
12- 16	0- 1	0- 2	OVERALL	1- 3	0- 1	11- 9			
5- 9	0- 0	0- 2	HOME	0- 2	0- 0	5- 5			
7- 5	0- 1	0- 0	AWAY	1- 1	0- 0	6- 3			
0- 2	0- 0	0- 0	NEUTRAL	0- 0	0- 1	0- 1			
5- 11	0- 1	0- 0	NON-CONFERENCE	0- 2	0- 1	5- 7			
2- 5	0- 0	0- 0	HOME	0- 1	0- 0	2- 4			
3- 4	0- 1	0- 0	AWAY	0- 1	0- 0	3- 2			
0- 2	0- 0	0- 0	NEUTRAL	0- 0	0- 1	0- 1			
7- 5	0- 0	0- 2	CONFERENCE	1- 1	0- 0	6- 2			
3- 4	0- 0	0- 2	HOME	0- 1	0- 0	3- 1			
4- 1	0- 0	0- 0	AWAY	1- 0	0- 0	3- 1			
0- 0	0- 0	0- 0	NEUTRAL	0- 0	0- 0	0- 0			

RPI 1-25				RPI 26-50				RPI 51-100				RPI 101+ Team's RPI: 220			
RPI	S	Opponent	Score	RPI	S	Opponent	Score	RPI	S	Opponent	Score	RPI	S	Opponent	Score
14	A	Louisville	52 <b>94</b>	33	H	Princeton	48 <b>85</b>	69	H	Maine	41 <b>59</b>	145	N	Jacksonville	44 <b>51</b>
				35	H	Penn	41 <b>56</b>	78	A	Drexel	53 <b>69</b>	151	N	McNeese St.	56 <b>78</b>
								100	A	Harvard	70 64	156	A	Cornell	58 <b>71</b>
								100	H	Harvard	43 <b>56</b>	156	H	Cornell	60 52
												162	A	Yale	68 63
												162	H	Yale	62 <b>65</b>
												206	A	Hartford	43 36
												208	H	Rhode Island	41 <b>57</b>
												210	A	Brown	63 50
												210	H	Brown	60 56
												217	A	Oakland	60 <b>78</b>
												230	A	Columbia	76 73
												230	H	Columbia	63 53
												237	H	New Hampshire	57 <b>61</b>
												251	A	Holy Cross	60 54
												274	H	American	41 <b>45</b>
												276	A	Central Conn. St.	55 <b>59</b>
												281	H	Vermont	54 <b>56</b>
												292	H	Niagara	60 47
												340	H	Boston U.	72 52
												345	A	NJIT	46 39
LAST 12 Division I GAMES:															
162	H	Yale	62 <b>65</b>	35	H	Penn	41 <b>56</b>								
210	H	Brown	60 56	33	H	Princeton	48 <b>85</b>								
230	H	Columbia	63 53	156	A	Cornell	58 <b>71</b>								
156	H	Cornell	60 52	230	A	Columbia	76 73								
210	A	Brown	63 50	100	A	Harvard	70 64								
162	A	Yale	68 63	100	H	Harvard	43 <b>56</b>								

Non-Div I Games:

Dartmouth

■ Loss, 
■ Non-Conf, 
■ S Site, 
■ H Home 
■ A Away 
N Neutral



## Davidson

Through Games Of March 3, 2016

Average RPI Win:	225	WON-LOST	WINNING	LAST 10	STRENGTH OF	OPP. STRENGTH	TEAM	ADJ.	CONF.	ADJ CONF.
Average RPI Loss:	100	RECORD	PCT. RANK	GAMES	SCHEDULE	OF SCHEDULE	RPI	RPI	RPI	RPI
DIV. I ONLY	11- 19	253	2- 8	104	107	181	181	7	7	
DIV. I NON-CONF.	6- 7	176	0- 0	202	174	179	179	8	8	
TOTALS	RPI 1-25	RPI 26-50	W-L RECORDS	RPI 51-100	RPI 101-150	RPI 150+				
11- 19	0- 2	0- 4	OVERALL	1- 5	0- 2	10- 6				
4- 9	0- 2	0- 2	HOME	0- 3	0- 0	4- 2				
6- 9	0- 0	0- 2	AWAY	1- 2	0- 2	5- 3				
1- 1	0- 0	0- 0	NEUTRAL	0- 0	0- 0	1- 1				
6- 7	0- 1	0- 2	NON-CONFERENCE	0- 1	0- 1	6- 2				
2- 3	0- 1	0- 0	HOME	0- 1	0- 0	2- 1				
3- 4	0- 0	0- 2	AWAY	0- 0	0- 1	3- 1				
1- 0	0- 0	0- 0	NEUTRAL	0- 0	0- 0	1- 0				
5- 12	0- 1	0- 2	CONFERENCE	1- 4	0- 1	4- 4				
2- 6	0- 1	0- 2	HOME	0- 2	0- 0	2- 1				
3- 5	0- 0	0- 0	AWAY	1- 2	0- 1	2- 2				
0- 1	0- 0	0- 0	NEUTRAL	0- 0	0- 0	0- 1				

RPI	S	Opponent	Score	RPI	S	Opponent	Score	RPI	S	Opponent	Score	RPI	S	Opponent	Score	Team's RPI: 181
21	H	Duquesne	62 <b>77</b>	27	H	St. Bonaventure	47 <b>59</b>	53	A	Saint Louis	51 <b>88</b>	111	A	Saint Joseph's	54 <b>87</b>	
22	H	Michigan St.	44 <b>73</b>	36	A	James Madison	45 <b>87</b>	53	H	Saint Louis	50 <b>79</b>	137	A	Wake Forest	58 <b>77</b>	
				37	H	George Washington	60 <b>79</b>	75	A	VCU	56 50	159	A	Fordham	40 <b>51</b>	
				46	A	North Carolina St.	42 <b>58</b>	75	H	VCU	59 <b>74</b>	159	H	Fordham	69 51	
								76	H	Charlotte	88 <b>99</b>	166	H	ETSU	58 <b>65</b>	
								79	A	Dayton	66 <b>77</b>	170	H	George Mason	68 63	
												190	A	Radford	68 <b>79</b>	
												194	A	Richmond	67 59	
												194	N	Richmond	51 <b>70</b>	
												208	A	Rhode Island	62 <b>78</b>	
												209	A	Furman	69 51	
												213	H	Massachusetts	62 <b>66</b>	
												252	A	High Point	62 60	
												256	N	Bowling Green	60 56	
												270	A	UNCW	77 50	
												279	A	La Salle	66 58	
												299	H	Western Caro.	64 51	
												309	H	South Carolina St.	63 51	
LAST 12 Division I GAMES:																
194	N	Richmond	51 <b>70</b>	21	H	Duquesne	62 <b>77</b>	170	H	George Mason	68 63					
75	H	VCU	59 <b>74</b>	79	A	Dayton	66 <b>77</b>	37	H	George Washington	60 <b>79</b>					
111	A	Saint Joseph's	54 <b>87</b>	208	A	Rhode Island	62 <b>78</b>	159	H	Fordham	69 51					
213	H	Massachusetts	62 <b>66</b>													
53	A	Saint Louis	51 <b>88</b>													
194	A	Richmond	67 59													

Non-Div I Games:

Davidson

■ Loss, 
 ■ Non-Conf, 
 S Site, 
 ■ Home 
 ■ Away 
 N Neutral

Average RPI Win:	138	WON-LOST	WINNING	LAST 10	STRENGTH OF	OPP. STRENGTH	TEAM	ADJ.	CONF.	ADJ CONF.
Average RPI Loss:	64	RECORD	PCT. RANK	GAMES	SCHEDULE	OF SCHEDULE	RPI	RPI	RPI	RPI
DIV. I ONLY	14- 14	165	5- 5	10	72	79	79	7	7	
DIV. I NON-CONF.	7- 4	110	0- 0	8	7	18	18	8	8	
TOTALS	RPI 1-25	RPI 26-50	W-L RECORDS	RPI 51-100	RPI 101-150	RPI 150+				
14- 14	1- 4	1- 3	OVERALL	3- 4	1- 1	8- 2				
7- 6	0- 1	1- 2	HOME	1- 2	0- 1	5- 0				
5- 6	0- 2	0- 1	AWAY	1- 2	1- 0	3- 1				
2- 2	1- 1	0- 0	NEUTRAL	1- 0	0- 0	0- 1				
7- 4	1- 2	1- 0	NON-CONFERENCE	3- 1	0- 1	2- 0				
4- 1	0- 0	1- 0	HOME	1- 0	0- 1	2- 0				
1- 2	0- 1	0- 0	AWAY	1- 1	0- 0	0- 0				
2- 1	1- 1	0- 0	NEUTRAL	1- 0	0- 0	0- 0				
7- 10	0- 2	0- 3	CONFERENCE	0- 3	1- 0	6- 2				
3- 5	0- 1	0- 2	HOME	0- 2	0- 0	3- 0				
4- 4	0- 1	0- 1	AWAY	0- 1	1- 0	3- 1				
0- 1	0- 0	0- 0	NEUTRAL	0- 0	0- 0	0- 1				

RPI	S	Opponent	Score	RPI	S	Opponent	Score	RPI	S	Opponent	Score	RPI	S	Opponent	Score
7	N	Stanford	66 74	27	H	St. Bonaventure	54 59	53	A	Saint Louis	56 70	108	H	Gonzaga	47 57
14	N	Louisville	79 66	33	H	Princeton	85 81	53	H	Saint Louis	52 55	111	A	Saint Joseph's	71 61
19	A	Green Bay	52 68	37	A	George Washington	62 72	61	A	Purdue	58 61	159	H	Fordham	77 55
21	A	Duquesne	58 89	37	H	George Washington	61 62	69	N	Maine	58 37	162	H	Yale	81 75
21	H	Duquesne	72 76					71	H	Vanderbilt	81 56	170	H	George Mason	81 58
								75	H	VCU	72 74	170	N	George Mason	62 66
								98	A	Toledo	83 57	181	H	Davidson	77 66
												186	H	Wisconsin	87 64
												194	A	Richmond	60 48
												208	A	Rhode Island	67 53
												213	A	Massachusetts	69 76
												279	A	La Salle	67 51
LAST 12 Division I GAMES:															
170	N	George Mason	62 66	170	H	George Mason	81 58								
159	H	Fordham	77 55	208	A	Rhode Island	67 53								
53	H	Saint Louis	52 55	181	H	Davidson	77 66								
21	H	Duquesne	72 76	279	A	La Salle	67 51								
213	A	Massachusetts	69 76	111	A	Saint Joseph's	71 61								
37	A	George Washington	62 72	27	H	St. Bonaventure	54 59								

Non-Div I Games:

Dayton

Average RPI Win:	139	WON-LOST	WINNING	LAST 10	STRENGTH OF	OPP. STRENGTH	TEAM	ADJ.	CONF.	ADJ CONF.
Average RPI Loss:	46	RECORD	PCT. RANK	GAMES	SCHEDULE	OF SCHEDULE	RPI	RPI	RPI	RPI
DIV. I ONLY	24- 7	40	8- 2	24	66	18	18	6	6	
DIV. I NON-CONF.	8- 5	120	0- 1	12	33	47	47	6	6	
TOTALS	RPI 1-25	RPI 26-50	W-L RECORDS	RPI 51-100	RPI 101-150	RPI 150+				
24- 7	1- 3	4- 2	OVERALL	6- 1	4- 0	9- 1				
13- 4	0- 1	2- 2	HOME	3- 0	2- 0	6- 1				
11- 3	1- 2	2- 0	AWAY	3- 1	2- 0	3- 0				
0- 0	0- 0	0- 0	NEUTRAL	0- 0	0- 0	0- 0				
8- 5	1- 3	2- 0	NON-CONFERENCE	0- 1	2- 0	3- 1				
6- 2	0- 1	2- 0	HOME	0- 0	1- 0	3- 1				
2- 3	1- 2	0- 0	AWAY	0- 1	1- 0	0- 0				
0- 0	0- 0	0- 0	NEUTRAL	0- 0	0- 0	0- 0				
16- 2	0- 0	2- 2	CONFERENCE	6- 0	2- 0	6- 0				
7- 2	0- 0	0- 2	HOME	3- 0	1- 0	3- 0				
9- 0	0- 0	2- 0	AWAY	3- 0	1- 0	3- 0				
0- 0	0- 0	0- 0	NEUTRAL	0- 0	0- 0	0- 0				

RPI	S	Opponent	Score	RPI	S	Opponent	Score	RPI	S	Opponent	Score	RPI	S	Opponent	Score
1	A	Notre Dame	90 95	27	H	St. Bonaventure	77 54	58	A	St. John's (NY)	71 61	112	A	Northwestern	77 64
2	A	Baylor	72 86	34	A	Seton Hall	86 74	58	H	St. John's (NY)	77 71	130	A	Creighton	78 52
3	H	UConn	70 86	34	H	Seton Hall	74 83	60	A	South Dakota St.	79 88	130	H	Creighton	81 63
17	A	Texas A&M	80 66	41	H	Indiana	84 69	93	A	Marquette	98 65	134	H	Southern Ill.	105 61
				47	A	Villanova	75 47	93	H	Marquette	91 86	156	A	Xavier	70 53
				47	H	Villanova	60 64	95	A	Georgetown	80 66	156	H	Xavier	82 52
								95	H	Georgetown	75 53	172	H	Loyola Chicago	75 88
												195	A	Butler	61 54
												195	H	Butler	102 63
												262	A	Providence	91 68
												262	H	Providence	96 50
												300	H	Colgate	96 46
												313	H	Illinois St.	89 41
												341	H	Chicago St.	88 42
LAST 12 Division I GAMES:															
2	A	Baylor	72 86	95	A	Georgetown	80 66	47	A	Villanova	75 47				
93	A	Marquette	98 65	58	H	St. John's (NY)	77 71	34	H	Seton Hall	74 83				
130	A	Creighton	78 52	262	H	Providence	91 68	262	H	Providence	96 50				
195	H	Butler	102 63	156	H	Xavier	82 52	130	H	Creighton	81 63				

Non-Div I Games:

DePaul

Delaware

Through Games Of March 3, 2016

Average RPI Win:	231	WON-LOST	WINNING	LAST 10	STRENGTH OF	OPP. STRENGTH	TEAM	ADJ.	CONF.	ADJ CONF.
Average RPI Loss:	109	RECORD	PCT. RANK	GAMES	SCHEDULE	OF SCHEDULE	RPI	RPI	RPI	RPI
DIV. I ONLY	15- 14	161	5- 5	207	127	165	165	13	13	
DIV. I NON-CONF.	5- 6	180	0- 0	300	178	226	226	10	10	
TOTALS	RPI 1-25	RPI 26-50	W-L RECORDS	RPI 51-100	RPI 101-150	RPI 150+				
15- 14	0- 0	0- 2	OVERALL	1- 7	0- 0	14- 5				
8- 4	0- 0	0- 1	HOME	1- 2	0- 0	7- 1				
6- 9	0- 0	0- 1	AWAY	0- 5	0- 0	6- 3				
1- 1	0- 0	0- 0	NEUTRAL	0- 0	0- 0	1- 1				
5- 6	0- 0	0- 0	NON-CONFERENCE	0- 2	0- 0	5- 4				
2- 1	0- 0	0- 0	HOME	0- 0	0- 0	2- 1				
2- 4	0- 0	0- 0	AWAY	0- 2	0- 0	2- 2				
1- 1	0- 0	0- 0	NEUTRAL	0- 0	0- 0	1- 1				
10- 8	0- 0	0- 2	CONFERENCE	1- 5	0- 0	9- 1				
6- 3	0- 0	0- 1	HOME	1- 2	0- 0	5- 0				
4- 5	0- 0	0- 1	AWAY	0- 3	0- 0	4- 1				
0- 0	0- 0	0- 0	NEUTRAL	0- 0	0- 0	0- 0				

RPI S	Opponent	Score	RPI S	Opponent	Score	RPI S	Opponent	Score	RPI S	Opponent	Score	Team's RPI: 165
36	A James Madison	55 75	36	H James Madison	43 65	68	A Hofstra	49 58	158	H East Carolina	58 68	
						68	H Hofstra	54 47	159	A Fordham	55 48	
						78	A Drexel	43 47	161	A Northeastern	54 57	
						78	H Drexel	53 54	161	H Northeastern	59 52	
						86	A Elon	45 62	167	A Marist	56 50	
						86	H Elon	64 66	170	A George Mason	83 90	
						91	A Bucknell	51 80	186	N Wisconsin	52 54	
						95	A Georgetown	50 61	200	A William & Mary	69 53	
									200	H William & Mary	67 63	
									203	A Robert Morris	50 53	
									231	A Col. of Charleston	63 47	
									231	H Col. of Charleston	72 55	
									270	A UNCW	56 44	
									270	H UNCW	67 59	
									281	H Vermont	71 60	
									289	A Towson	66 62	
									289	H Towson	69 64	
									325	H Lafayette	67 47	
									326	N North Dakota St.	62 50	
LAST 12 Division I GAMES:												
36	H James Madison	43 65	231	H Col. of Charleston	72 55							
270	A UNCW	56 44	86	H Elon	64 66							
86	A Elon	45 62	289	A Towson	66 62							
68	H Hofstra	54 47	78	A Drexel	43 47							
161	A Northeastern	54 57	36	A James Madison	55 75							
200	A William & Mary	69 53	200	H William & Mary	67 63							

Non-Div I Games:

Delaware

Loss, Non-Conf, S Site, H Home A Away N Neutral

Average RPI Win:	306	WON-LOST	WINNING	LAST 10	STRENGTH OF	OPP. STRENGTH	TEAM	ADJ.	CONF.	ADJ CONF.
Average RPI Loss:	204	RECORD	PCT. RANK	GAMES	SCHEDULE	OF SCHEDULE	RPI	RPI	RPI	RPI
DIV. I ONLY	9- 20	272	3- 7	326	322	323	323	32	32	
DIV. I NON-CONF.	3- 10	277	0- 0	246	227	304	304	30	30	
TOTALS	RPI 1-25	RPI 26-50	W-L RECORDS	RPI 51-100	RPI 101-150	RPI 150+				
9- 20	0- 1	0- 0	OVERALL	0- 2	0- 1	9- 16				
6- 8	0- 0	0- 0	HOME	0- 1	0- 0	6- 7				
2- 12	0- 1	0- 0	AWAY	0- 1	0- 1	2- 9				
1- 0	0- 0	0- 0	NEUTRAL	0- 0	0- 0	1- 0				
3- 10	0- 1	0- 0	NON-CONFERENCE	0- 2	0- 1	3- 6				
2- 4	0- 0	0- 0	HOME	0- 1	0- 0	2- 3				
0- 6	0- 1	0- 0	AWAY	0- 1	0- 1	0- 3				
1- 0	0- 0	0- 0	NEUTRAL	0- 0	0- 0	1- 0				
6- 10	0- 0	0- 0	CONFERENCE	0- 0	0- 0	6- 10				
4- 4	0- 0	0- 0	HOME	0- 0	0- 0	4- 4				
2- 6	0- 0	0- 0	AWAY	0- 0	0- 0	2- 6				
0- 0	0- 0	0- 0	NEUTRAL	0- 0	0- 0	0- 0				

RPI S	Opponent	Score	RPI S	Opponent	Score	RPI S	Opponent	Score	RPI S	Opponent	Score	Team's RPI: 323
24	A West Virginia	34 77				66	A Temple	59 100	127	A Pittsburgh	43 77	
						68	H Hofstra	49 66	156	A Cornell	62 71	
									159	A Fordham	58 74	
									178	A Fla. Atlantic	55 83	
									200	H William & Mary	59 65	
									201	A Hampton	89 81	
									201	H Hampton	54 63	
									215	H N.C. A&T	64 84	
									218	H Lehigh	49 83	
									244	A Coppin St.	79 84	
									244	H Coppin St.	49 54	
									246	A Bethune-Cookman	35 66	
									254	A Morgan St.	49 56	
									266	N Appalachian St.	76 69	
									275	A UMES	49 54	
									275	H UMES	61 70	
									290	A Savannah St.	67 59	
									296	A Florida A&M	56 86	
									309	A South Carolina St.	48 61	
									309	H South Carolina St.	79 61	
									317	H Longwood	88 63	
									318	H Mt. St. Mary's	41 54	
									330	H Howard	87 86	
									343	H Wagner	66 44	
									347	H Norfolk St.	64 61	
									348	H N.C. Central	66 56	
LAST 12 Division I GAMES:												
244	H Coppin St.	49 54	275	H UMES	61 70							
201	A Hampton	89 81	296	A Florida A&M	56 86							
275	A UMES	49 54	246	A Bethune-Cookman	35 66							
201	H Hampton	54 63	309	H South Carolina St.	79 61							
347	H Norfolk St.	64 61	215	H N.C. A&T	64 84							
244	A Coppin St.	79 84	348	H N.C. Central	66 56							

Non-Div I Games:

Delaware St.

■ Loss, 
■ Non-Conf, 
■ S Site, 
■ H Home 
■ A Away 
N Neutral

Average RPI Win:	291	WON-LOST	WINNING	LAST 10	STRENGTH OF	OPP. STRENGTH	TEAM	ADJ.	CONF.	ADJ CONF.
Average RPI Loss:	169	RECORD	PCT. RANK	GAMES	SCHEDULE	OF SCHEDULE	RPI	RPI	RPI	RPI
DIV. I ONLY	5- 24	320	1- 9	178	246	304	304	18	18	
DIV. I NON-CONF.	2- 11	306	0- 0	191	304	288	288	19	19	
TOTALS	RPI 1-25	RPI 26-50	W-L RECORDS	RPI 51-100	RPI 101-150	RPI 150+				
5- 24	0- 1	0- 1	OVERALL	0- 4	1- 5	4- 13				
2- 12	0- 0	0- 1	HOME	0- 2	0- 3	2- 6				
3- 10	0- 0	0- 0	AWAY	0- 0	1- 0	2- 1				
0- 2	0- 1	0- 0	NEUTRAL	0- 0	0- 0	0- 1				
2- 11	0- 1	0- 1	NON-CONFERENCE	0- 0	1- 1	1- 8				
0- 6	0- 0	0- 1	HOME	0- 0	0- 1	0- 4				
2- 3	0- 0	0- 0	AWAY	0- 0	1- 0	1- 3				
0- 2	0- 1	0- 0	NEUTRAL	0- 0	0- 0	0- 1				
3- 13	0- 0	0- 0	CONFERENCE	0- 4	0- 4	3- 5				
2- 6	0- 0	0- 0	HOME	0- 2	0- 2	2- 2				
1- 7	0- 0	0- 0	AWAY	0- 2	0- 2	1- 3				
0- 0	0- 0	0- 0	NEUTRAL	0- 0	0- 0	0- 0				

RPI S	Opponent	Score	RPI S	Opponent	Score	RPI S	Opponent	Score	RPI S	Opponent	Score	Team's RPI: 304
1 N	Notre Dame	52 94	42 H	Colorado St.	46 74	59 A	South Dakota	60 85	115 A	IUPUI	75 81	
						59 H	South Dakota	33 79	115 H	IUPUI	54 67	
						60 A	South Dakota St.	52 80	131 H	Long Beach St.	41 48	
						60 H	South Dakota St.	39 76	141 A	Milwaukee	56 49	
									144 A	Oral Roberts	33 65	
									144 H	Oral Roberts	56 59	
									168 H	Northern Colo.	51 60	
									180 N	Louisiana Tech	53 58	
									198 H	Weber St.	49 61	
									223 A	Western Ill.	60 63	
									223 H	Western Ill.	69 80	
									227 H	Ill.-Chicago	46 56	
									245 H	Wyoming	64 75	
									261 A	Omaha	55 67	
									261 H	Omaha	60 70	
									265 A	Seattle	51 59	
									269 A	Pepperdine	60 64	
									301 A	UMKC	58 68	
									316 A	IPFW	49 61	
									316 H	IPFW	53 50	
									326 A	North Dakota St.	55 45	
									326 H	North Dakota St.	64 53	
									344 A	Air Force	57 48	
LAST 12 Division I GAMES:												
261 H	Omaha	60 70	59 H	South Dakota	33 79							
326 A	North Dakota St.	55 45	316 A	IPFW	49 61							
60 A	South Dakota St.	52 80	115 A	IUPUI	75 81							
115 H	IUPUI	54 67	144 A	Oral Roberts	33 65							
223 H	Western Ill.	69 80	261 A	Omaha	55 67							
144 H	Oral Roberts	56 59	223 A	Western Ill.	60 63							

Non-Div I Games:

Denver

■ Loss, 
 ■ Non-Conf, 
 S Site, 
 ■ Home 
 ■ Away 
 N Neutral

Detroit

Through Games Of March 3, 2016				STRENGTH OF SCHEDULE	OPP. STRENGTH OF SCHEDULE	TEAM RPI	ADJ. RPI	CONF. RPI	ADJ CONF. RPI
Average RPI Win:	218	WON-LOST RECORD	WINNING PCT. RANK						
Average RPI Loss:	108		LAST 10 GAMES						
DIV. I ONLY	13- 14	179	6- 4	114	122	148	148	14	14
DIV. I NON-CONF.	3- 7	248	0- 0	166	65	258	258	16	16
TOTALS	RPI 1-25	RPI 26-50	W-L RECORDS	RPI 51-100	RPI 101-150	RPI 150+			
13- 14	0- 4	0- 1	OVERALL	0- 2	4- 4	9- 3			
6- 8	0- 1	0- 0	HOME	0- 2	1- 2	5- 3			
7- 6	0- 3	0- 1	AWAY	0- 0	3- 2	4- 0			
0- 0	0- 0	0- 0	NEUTRAL	0- 0	0- 0	0- 0			
3- 7	0- 2	0- 1	NON-CONFERENCE	0- 2	0- 1	3- 1			
3- 3	0- 0	0- 0	HOME	0- 2	0- 0	3- 1			
0- 4	0- 2	0- 1	AWAY	0- 0	0- 1	0- 0			
0- 0	0- 0	0- 0	NEUTRAL	0- 0	0- 0	0- 0			
10- 7	0- 2	0- 0	CONFERENCE	0- 0	4- 3	6- 2			
3- 5	0- 1	0- 0	HOME	0- 0	1- 2	2- 2			
7- 2	0- 1	0- 0	AWAY	0- 0	3- 1	4- 0			
0- 0	0- 0	0- 0	NEUTRAL	0- 0	0- 0	0- 0			

RPI 1-25				RPI 26-50				RPI 51-100				RPI 101+ Team's RPI: 148			
RPI	S	Opponent	Score	RPI	S	Opponent	Score	RPI	S	Opponent	Score	RPI	S	Opponent	Score
11	A	Maryland	41 97	27	A	St. Bonaventure	73 84	72	H	Michigan	61 88	106	A	Wright St.	95 93
19	A	Green Bay	36 58					84	H	Eastern Mich.	68 85	106	H	Wright St.	71 89
19	H	Green Bay	58 74									129	A	Youngstown St.	69 68
22	A	Michigan St.	42 81									129	H	Youngstown St.	70 72
												135	A	Northern Ky.	60 81
												135	H	Northern Ky.	66 65
												141	A	Milwaukee	89 79
												142	A	Western Mich.	66 70
												217	A	Oakland	82 77
												217	H	Oakland	73 79
												219	H	Cincinnati	77 68
												227	A	Ill.-Chicago	89 80
												227	H	Ill.-Chicago	51 65
												253	A	Valparaiso	72 66
												253	H	Valparaiso	85 65
												272	A	Cleveland St.	66 60
												272	H	Cleveland St.	82 68
												292	H	Niagara	80 75
												302	H	Bradley	67 75
												316	H	IPFW	64 63
LAST 12 Division I GAMES:															
19	H	Green Bay	58 74	129	A	Youngstown St.	69 68								
217	A	Oakland	82 77	272	A	Cleveland St.	66 60								
106	A	Wright St.	95 93	19	A	Green Bay	36 58								
135	A	Northern Ky.	60 81	141	A	Milwaukee	89 79								
253	H	Valparaiso	85 65	217	H	Oakland	73 79								
227	H	Ill.-Chicago	51 65	135	H	Northern Ky.	66 65								

Non-Div I Games: Salem Int'l 81 50

Detroit

Loss, Non-Conf, S Site, H Home A Away N Neutral

## Drake

Through Games Of March 3, 2016

Average RPI Win: <b>219</b>	WON-LOST	WINNING	LAST 10	STRENGTH OF	OPP. STRENGTH	TEAM	ADJ.	CONF.	ADJ CONF.
Average RPI Loss: <b>116</b>	RECORD	PCT. RANK	GAMES	SCHEDULE	OF SCHEDULE	RPI	RPI	RPI	RPI
DIV. I ONLY	19- 8	64	8- 2	236	159	110	110	21	21
DIV. I NON-CONF.	6- 4	125	0- 0	113	39	96	96	17	17
TOTALS	RPI 1-25	RPI 26-50	W-L RECORDS	RPI 51-100	RPI 101-150	RPI 150+			
19- 8	0- 1	0- 0	OVERALL	2- 4	3- 1	14- 2			
10- 3	0- 1	0- 0	HOME	1- 1	3- 1	6- 0			
8- 5	0- 0	0- 0	AWAY	1- 3	0- 0	7- 2			
1- 0	0- 0	0- 0	NEUTRAL	0- 0	0- 0	1- 0			
6- 4	0- 1	0- 0	NON-CONFERENCE	0- 2	3- 0	3- 1			
3- 1	0- 1	0- 0	HOME	0- 0	3- 0	0- 0			
2- 3	0- 0	0- 0	AWAY	0- 2	0- 0	2- 1			
1- 0	0- 0	0- 0	NEUTRAL	0- 0	0- 0	1- 0			
13- 4	0- 0	0- 0	CONFERENCE	2- 2	0- 1	11- 1			
7- 2	0- 0	0- 0	HOME	1- 1	0- 1	6- 0			
6- 2	0- 0	0- 0	AWAY	1- 1	0- 0	5- 1			
0- 0	0- 0	0- 0	NEUTRAL	0- 0	0- 0	0- 0			

RPI 1-25				RPI 26-50				RPI 51-100				RPI 101+ Team's RPI: 110			
RPI	S	Opponent	Score	RPI	S	Opponent	Score	RPI	S	Opponent	Score	RPI	S	Opponent	Score
19	H	Green Bay	61 <b>86</b>					57	A	Iowa	76 <b>89</b>	105	H	North Dakota	73 63
								59	A	South Dakota	87 <b>92</b>	116	H	Iowa St.	74 70
								92	A	Missouri St.	82 75	130	H	Creighton	81 72
								92	H	Missouri St.	95 72	134	H	Southern Ill.	67 <b>77</b>
								96	A	UNI	74 <b>85</b>	172	A	Loyola Chicago	81 65
								96	H	UNI	73 <b>79</b>	172	H	Loyola Chicago	91 61
												179	N	Tulsa	91 80
												186	A	Wisconsin	89 70
												204	A	UNLV	76 68
												214	A	Indiana St.	53 <b>68</b>
												214	H	Indiana St.	80 55
												249	A	Northern Ill.	73 <b>87</b>
												298	A	Wichita St.	87 56
												298	H	Wichita St.	81 59
												302	A	Bradley	76 64
												302	H	Bradley	78 45
												313	A	Illinois St.	98 58
												313	H	Illinois St.	76 41
												334	A	Evansville	86 66
												334	H	Evansville	94 52
LAST 12 Division I GAMES:															
334	A	Evansville	86 66	92	H	Missouri St.	95 72								
302	H	Bradley	78 45	298	H	Wichita St.	81 59								
172	H	Loyola Chicago	91 61	172	A	Loyola Chicago	81 65								
96	A	UNI	74 <b>85</b>	302	A	Bradley	76 64								
214	A	Indiana St.	53 <b>68</b>	96	H	UNI	73 <b>79</b>								
313	A	Illinois St.	98 58	313	H	Illinois St.	76 41								

Non-Div I Games: William Penn 100 61

Drake

■ Loss, 
 ■ Non-Conf, 
 ■ S Site, 
 ■ Home 
 ■ A Away 
 N Neutral



Average RPI Win: <b>177</b>	WON-LOST	WINNING	LAST 10	STRENGTH OF	OPP. STRENGTH	TEAM	ADJ.	CONF.	ADJ CONF.
Average RPI Loss: <b>85</b>	RECORD	PCT. RANK	GAMES	SCHEDULE	OF SCHEDULE	RPI	RPI	RPI	RPI
DIV. I ONLY	<b>17- 12</b>	<b>124</b>	<b>7- 3</b>	<b>62</b>	<b>111</b>	<b>78</b>	<b>78</b>	<b>13</b>	<b>13</b>
DIV. I NON-CONF.	<b>4- 7</b>	<b>222</b>	<b>0- 0</b>	<b>11</b>	<b>42</b>	<b>112</b>	<b>112</b>	<b>10</b>	<b>10</b>
TOTALS	RPI 1-25	RPI 26-50	W-L RECORDS	RPI 51-100	RPI 101-150	RPI 150+			
17- 12	0- 2	1- 4	OVERALL	4- 2	0- 1	12- 3			
10- 3	0- 0	1- 1	HOME	3- 1	0- 0	6- 1			
7- 7	0- 2	0- 2	AWAY	1- 1	0- 1	6- 1			
0- 2	0- 0	0- 1	NEUTRAL	0- 0	0- 0	0- 1			
4- 7	0- 2	1- 2	NON-CONFERENCE	1- 1	0- 1	2- 1			
3- 1	0- 0	1- 0	HOME	1- 1	0- 0	1- 0			
1- 4	0- 2	0- 1	AWAY	0- 0	0- 1	1- 0			
0- 2	0- 0	0- 1	NEUTRAL	0- 0	0- 0	0- 1			
13- 5	0- 0	0- 2	CONFERENCE	3- 1	0- 0	10- 2			
7- 2	0- 0	0- 1	HOME	2- 0	0- 0	5- 1			
6- 3	0- 0	0- 1	AWAY	1- 1	0- 0	5- 1			
0- 0	0- 0	0- 0	NEUTRAL	0- 0	0- 0	0- 0			

RPI 1-25				RPI 26-50				RPI 51-100				Team's RPI: 78		RPI 101+			
RPI	S	Opponent	Score	RPI	S	Opponent	Score	RPI	S	Opponent	Score			RPI	S	Opponent	Score
16	A	Syracuse	62 83	27	H	St. Bonaventure	58 46	68	A	Hofstra	54 61			111	A	Saint Joseph's	46 53
25	A	South Fla.	58 73	35	A	Penn	67 72	68	H	Hofstra	67 64			161	A	Northeastern	53 49
				36	A	James Madison	56 67	71	H	Vanderbilt	64 74			161	H	Northeastern	65 73
				36	H	James Madison	55 59	82	H	Quinnipiac	62 49			165	A	Delaware	54 53
				47	N	Villanova	55 67	86	A	Elon	54 47			165	H	Delaware	47 43
								86	H	Elon	74 31			177	N	Montana	50 58
														200	A	William & Mary	67 50
														200	H	William & Mary	69 53
														201	A	Hampton	57 36
														220	H	Dartmouth	69 53
														231	A	Col. of Charleston	46 49
														231	H	Col. of Charleston	66 54
														270	A	UNCW	71 57
														270	H	UNCW	66 60
														289	A	Towson	74 33
														289	H	Towson	56 40
LAST 12 Division I GAMES:																	
				289	A	Towson	74 33					36	H	James Madison	55 59		
				200	H	William & Mary	69 53					231	A	Col. of Charleston	46 49		
				68	A	Hofstra	54 61					270	A	UNCW	71 57		
				86	A	Elon	54 47					165	H	Delaware	47 43		
				289	H	Towson	56 40					68	H	Hofstra	67 64		
				270	H	UNCW	66 60					161	A	Northeastern	53 49		

Non-Div I Games:

Drexel

■ Loss, 
 ■ Non-Conf, 
 ■ S Site, 
 ■ H Home 
 ■ A Away 
 N Neutral

Average RPI Win:	157	WON-LOST	WINNING	LAST 10	STRENGTH OF	OPP. STRENGTH	TEAM	ADJ.	CONF.	ADJ CONF.
Average RPI Loss:	33	RECORD	PCT. RANK	GAMES	SCHEDULE	OF SCHEDULE	RPI	RPI	RPI	RPI
DIV. I ONLY	20- 11	88	5- 5	27	38	48	48	4	4	
DIV. I NON-CONF.	11- 3	54	0- 0	48	67	28	28	5	5	
TOTALS	RPI 1-25	RPI 26-50	W-L RECORDS	RPI 51-100	RPI 101-150	RPI 150+				
20- 11	0- 7	1- 2	OVERALL	2- 1	11- 1	6- 0				
11- 5	0- 3	0- 1	HOME	2- 1	5- 0	4- 0				
5- 6	0- 4	1- 1	AWAY	0- 0	3- 1	1- 0				
4- 0	0- 0	0- 0	NEUTRAL	0- 0	3- 0	1- 0				
11- 3	0- 3	1- 0	NON-CONFERENCE	2- 0	3- 0	5- 0				
7- 1	0- 1	0- 0	HOME	2- 0	1- 0	4- 0				
1- 2	0- 2	1- 0	AWAY	0- 0	0- 0	0- 0				
3- 0	0- 0	0- 0	NEUTRAL	0- 0	2- 0	1- 0				
9- 8	0- 4	0- 2	CONFERENCE	0- 1	8- 1	1- 0				
4- 4	0- 2	0- 1	HOME	0- 1	4- 0	0- 0				
4- 4	0- 2	0- 1	AWAY	0- 0	3- 1	1- 0				
1- 0	0- 0	0- 0	NEUTRAL	0- 0	1- 0	0- 0				

RPI S	Opponent	Score	RPI S	Opponent	Score	Team's RPI: 48	RPI S	Opponent	Score	RPI S	Opponent	Score
1	H Notre Dame	61 68	31	A Miami (FL)	53 61		67	H Georgia Tech	59 64	103	H Virginia	67 52
4	A South Carolina	55 66	35	A Penn	57 50		70	H Army West Point	72 61	103	N Virginia	57 53
12	H Florida St.	53 69	46	H North Carolina St.	62 65		77	H Minnesota	84 64	113	H Boston College	71 51
13	A Kentucky	61 71								116	N Iowa St.	86 48
14	A Louisville	48 65								119	A Virginia Tech	66 62
16	A Syracuse	50 86								121	H Liberty	79 41
17	H Texas A&M	66 72								127	A Pittsburgh	70 48
										132	N Idaho	74 68
										137	A Wake Forest	58 64
										137	H Wake Forest	95 68
										147	A North Carolina	93 57
										147	H North Carolina	71 55
										213	H Massachusetts	70 46
										233	N Texas St.	85 34
										255	A Clemson	72 43
										270	H UNCW	78 56
										299	H Western Caro.	84 47
										324	H Winthrop	78 50
LAST 12 Division I GAMES:												
103	N Virginia	57 53	31	A Miami (FL)	53 61							
147	A North Carolina	93 57	103	H Virginia	67 52							
67	H Georgia Tech	59 64	1	H Notre Dame	61 68							
119	A Virginia Tech	66 62	127	A Pittsburgh	70 48							
137	A Wake Forest	58 64	147	H North Carolina	71 55							
12	H Florida St.	53 69	255	A Clemson	72 43							

Non-Div I Games:

Duke

■ Loss, 
 ■ Non-Conf, S Site, 
 ■ Home 
 ■ Away 
 N Neutral

Duquesne

Through Games Of March 3, 2016

Average RPI Win:	169	WON-LOST	WINNING	LAST 10	STRENGTH OF	OPP. STRENGTH	TEAM	ADJ.	CONF.	ADJ CONF.
Average RPI Loss:	38	RECORD	PCT. RANK	GAMES	SCHEDULE	OF SCHEDULE	RPI	RPI	RPI	RPI
DIV. I ONLY	24- 4	16	8- 2	93	109	21	21	7	7	
DIV. I NON-CONF.	11- 1	16	0- 0	141	241	24	24	8	8	
TOTALS	RPI 1-25	RPI 26-50	W-L RECORDS	RPI 51-100	RPI 101-150	RPI 150+				
24- 4	0- 0	2- 3	OVERALL	5- 1	3- 0	14- 0				
11- 1	0- 0	2- 1	HOME	2- 0	1- 0	6- 0				
12- 3	0- 0	0- 2	AWAY	3- 1	2- 0	7- 0				
1- 0	0- 0	0- 0	NEUTRAL	0- 0	0- 0	1- 0				
11- 1	0- 0	1- 1	NON-CONFERENCE	2- 0	2- 0	6- 0				
4- 0	0- 0	1- 0	HOME	1- 0	0- 0	2- 0				
6- 1	0- 0	0- 1	AWAY	1- 0	2- 0	3- 0				
1- 0	0- 0	0- 0	NEUTRAL	0- 0	0- 0	1- 0				
13- 3	0- 0	1- 2	CONFERENCE	3- 1	1- 0	8- 0				
7- 1	0- 0	1- 1	HOME	1- 0	1- 0	4- 0				
6- 2	0- 0	0- 1	AWAY	2- 1	0- 0	4- 0				
0- 0	0- 0	0- 0	NEUTRAL	0- 0	0- 0	0- 0				

RPI S	Opponent	Score	RPI S	Opponent	Score	RPI S	Opponent	Score	RPI S	Opponent	Score
27	A St. Bonaventure	48 60	27	H St. Bonaventure	74 62	53	A Saint Louis	81 84	111	H Saint Joseph's	73 59
33	A Princeton	66 94	37	H George Washington	52 70	58	H St. John's (NY)	76 57	126	A Buffalo	79 62
43	H Ohio	64 47	43	H Ohio	64 47	74	A Central Mich.	68 49	127	A Pittsburgh	79 65
						75	A VCU	71 67	159	H Fordham	55 40
						79	A Dayton	76 72	170	A George Mason	72 56
						79	H Dayton	89 58	171	A New Mexico	78 69
									181	A Davidson	77 62
									194	A Richmond	65 44
									208	A Rhode Island	79 70
									208	H Rhode Island	61 56
									213	H Massachusetts	73 64
									215	N N.C. A&T	81 67
									275	H UMES	95 59
									279	H La Salle	74 49
									325	A Lafayette	73 65
									330	H Howard	86 62
									339	A Saint Peter's	63 38
LAST 12 Division I GAMES:											
27	A St. Bonaventure	48 60	181	A Davidson	77 62						
279	H La Salle	74 49	213	H Massachusetts	73 64						
79	A Dayton	76 72	75	A VCU	71 67						
53	A Saint Louis	81 84	194	A Richmond	65 44						
111	H Saint Joseph's	73 59	27	H St. Bonaventure	74 62						
208	H Rhode Island	61 56	37	H George Washington	52 70						

Non-Div I Games: Slippery Rock 79 54

Duquesne

Loss, Non-Conf, S Site, H Home A Away N Neutral

Average RPI Win:	242	WON-LOST	WINNING	LAST 10	STRENGTH OF	OPP. STRENGTH	TEAM	ADJ.	CONF.	ADJ CONF.
Average RPI Loss:	124	RECORD	PCT. RANK	GAMES	SCHEDULE	OF SCHEDULE	RPI	RPI	RPI	RPI
DIV. I ONLY	13- 14	179	5- 5	188	181	166	166	17	17	
DIV. I NON-CONF.	5- 7	198	0- 0	153	135	150	150	15	15	
TOTALS	RPI 1-25	RPI 26-50	W-L RECORDS	RPI 51-100	RPI 101-150	RPI 150+				
13- 14	0- 0	0- 3	OVERALL	0- 2	3- 5	10- 4				
7- 3	0- 0	0- 1	HOME	0- 0	1- 2	6- 0				
6- 10	0- 0	0- 2	AWAY	0- 2	2- 3	4- 3				
0- 1	0- 0	0- 0	NEUTRAL	0- 0	0- 0	0- 1				
5- 7	0- 0	0- 1	NON-CONFERENCE	0- 2	2- 2	3- 2				
3- 0	0- 0	0- 0	HOME	0- 0	1- 0	2- 0				
2- 7	0- 0	0- 1	AWAY	0- 2	1- 2	1- 2				
0- 0	0- 0	0- 0	NEUTRAL	0- 0	0- 0	0- 0				
8- 7	0- 0	0- 2	CONFERENCE	0- 0	1- 3	7- 2				
4- 3	0- 0	0- 1	HOME	0- 0	0- 2	4- 0				
4- 3	0- 0	0- 1	AWAY	0- 0	1- 1	3- 1				
0- 1	0- 0	0- 0	NEUTRAL	0- 0	0- 0	0- 1				

RPI 1-25				RPI 26-50				RPI 51-100				RPI 101+				Team's RPI: 166	
RPI	S	Opponent	Score	RPI	S	Opponent	Score	RPI	S	Opponent	Score	RPI	S	Opponent	Score		
				26	A	Tennessee	49 85	71	A	Vanderbilt	39 65	109	A	Samford	47 55		
				49	A	Chattanooga	42 66	86	A	Elon	38 50	109	H	Samford	51 56		
				49	H	Chattanooga	57 65					114	A	Mercer	55 53		
												114	H	Mercer	45 61		
												124	A	Iona	50 56		
												136	H	UNC Asheville	74 68		
												137	A	Wake Forest	52 69		
												150	A	Old Dominion	56 52		
												181	A	Davidson	65 58		
												183	A	Eastern Ky.	41 64		
												209	A	Furman	77 81		
												209	H	Furman	68 64		
												209	N	Furman	68 71		
												264	H	Campbell	70 55		
												266	A	Appalachian St.	52 70		
												268	H	Austin Peay	80 76		
												299	A	Western Caro.	45 43		
												299	H	Western Caro.	74 62		
												305	A	Wofford	70 54		
												305	H	Wofford	70 69		
												308	A	UNCG	80 77		
												308	H	UNCG	89 73		
LAST 12 Division I GAMES:																	
				209	N	Furman	68 71	209	H	Furman	68 64						
				49	A	Chattanooga	42 66	305	H	Wofford	70 69						
				109	H	Samford	51 56	49	H	Chattanooga	57 65						
				114	H	Mercer	45 61	114	A	Mercer	55 53						
				308	A	UNCG	80 77	109	A	Samford	47 55						
				299	A	Western Caro.	45 43	299	H	Western Caro.	74 62						

Non-Div I Games: Armstrong St. 62 52 Lees-McRae 73 46 Brevard 69 46

ETSU

Loss, Non-Conf, S Site, H Home A Away N Neutral

# East Carolina

Through Games Of March 3, 2016

Average RPI Win:	238	WON-LOST	WINNING	LAST 10	STRENGTH OF	OPP. STRENGTH	TEAM	ADJ.	CONF.	ADJ CONF.
Average RPI Loss:	79	RECORD	PCT. RANK	GAMES	SCHEDULE	OF SCHEDULE	RPI	RPI	RPI	RPI
DIV. I ONLY	12- 18	233	3- 7	78	102	158	158	8	8	
DIV. I NON-CONF.	6- 6	160	0- 0	39	229	114	114	7	7	
TOTALS	RPI 1-25	RPI 26-50	W-L RECORDS	RPI 51-100	RPI 101-150	RPI 150+				
12- 18	0- 5	0- 2	OVERALL	0- 4	0- 4	12- 3				
5- 6	0- 2	0- 0	HOME	0- 2	0- 1	5- 1				
5- 7	0- 2	0- 0	AWAY	0- 2	0- 1	5- 2				
2- 5	0- 1	0- 2	NEUTRAL	0- 0	0- 2	2- 0				
6- 6	0- 1	0- 2	NON-CONFERENCE	0- 1	0- 2	6- 0				
2- 0	0- 0	0- 0	HOME	0- 0	0- 0	2- 0				
2- 1	0- 0	0- 0	AWAY	0- 1	0- 0	2- 0				
2- 5	0- 1	0- 2	NEUTRAL	0- 0	0- 2	2- 0				
6- 12	0- 4	0- 0	CONFERENCE	0- 3	0- 2	6- 3				
3- 6	0- 2	0- 0	HOME	0- 2	0- 1	3- 1				
3- 6	0- 2	0- 0	AWAY	0- 1	0- 1	3- 2				
0- 0	0- 0	0- 0	NEUTRAL	0- 0	0- 0	0- 0				

RPI S Opponent	Score	RPI S Opponent	Score	RPI S Opponent	Score	RPI S Opponent	Score
3 A UConn	46 92	43 N Ohio	61 64	56 A Auburn	69 83	104 A Memphis	83 93
3 H UConn	41 84	49 N Chattanooga	61 72	66 H Temple	63 83	104 H Memphis	78 79
4 N South Carolina	57 88			80 A Tulane	73 78	112 N Northwestern	75 78
25 A South Fla.	54 75			80 H Tulane	51 66	130 N Creighton	66 91
25 H South Fla.	59 61					165 A Delaware	68 58
						179 A Tulsa	79 81
						179 H Tulsa	54 55
						182 N Eastern Wash.	80 62
						188 A SMU	67 74
						188 H SMU	78 61
						211 N UTRGV	70 59
						219 A Cincinnati	77 55
						219 H Cincinnati	63 60
						226 H Presbyterian	84 57
						273 A UCF	71 56
						282 A Houston	68 59
						282 H Houston	76 70
						291 H Alcorn	87 58
						319 A A&M-Corpus Christi	82 46
LAST 12 Division I GAMES:							
188 H SMU	78 61	188 A SMU	67 74	3 A UConn	46 92		
104 A Memphis	83 93	179 H Tulsa	54 55	66 H Temple	63 83		
219 A Cincinnati	77 55	80 A Tulane	73 78	219 H Cincinnati	63 60		
3 H UConn	41 84						
282 A Houston	68 59						
104 H Memphis	78 79						

Non-Div I Games:

East Carolina

Loss, Non-Conf, S Site, H Home A Away N Neutral

Average RPI Win: 206		WON-LOST	WINNING	LAST 10	STRENGTH OF	OPP. STRENGTH	TEAM	ADJ.	CONF.	ADJ CONF.
Average RPI Loss: 199		RECORD	PCT. RANK	GAMES	SCHEDULE	OF SCHEDULE	RPI	RPI	RPI	RPI
DIV. I ONLY		3- 25	341	2- 8	222	278	338	338	24	24
DIV. I NON-CONF.		1- 11	336	0- 0	167	309	323	323	23	23
TOTALS		RPI 1-25	RPI 26-50	W-L RECORDS	RPI 51-100	RPI 101-150	RPI 150+			
3- 25	0- 0		0- 0	OVERALL	0- 2	1- 6	2- 17			
3- 10	0- 0		0- 0	HOME	0- 0	1- 3	2- 7			
0- 15	0- 0		0- 0	AWAY	0- 2	0- 3	0- 10			
0- 0	0- 0		0- 0	NEUTRAL	0- 0	0- 0	0- 0			
1- 11	0- 0		0- 0	NON-CONFERENCE	0- 1	1- 2	0- 8			
1- 4	0- 0		0- 0	HOME	0- 0	1- 1	0- 3			
0- 7	0- 0		0- 0	AWAY	0- 1	0- 1	0- 5			
0- 0	0- 0		0- 0	NEUTRAL	0- 0	0- 0	0- 0			
2- 14	0- 0		0- 0	CONFERENCE	0- 1	0- 4	2- 9			
2- 6	0- 0		0- 0	HOME	0- 0	0- 2	2- 4			
0- 8	0- 0		0- 0	AWAY	0- 1	0- 2	0- 5			
0- 0	0- 0		0- 0	NEUTRAL	0- 0	0- 0	0- 0			

[illegible]

Non-Div I Games:

Eastern Ill.

Loss, Non-Conf, S Site, H Home A Away N Neutral

Eastern Ky.

Through Games Of March 3, 2016

Average RPI Win:	261	WON-LOST	WINNING	LAST 10	STRENGTH OF	OPP. STRENGTH	TEAM	ADJ.	CONF.	ADJ CONF.
Average RPI Loss:	149	RECORD	PCT. RANK	GAMES	SCHEDULE	OF SCHEDULE	RPI	RPI	RPI	RPI
DIV. I ONLY	15- 11	133	7- 3	283	244	183	183	24	24	
DIV. I NON-CONF.	4- 5	193	0- 0	152	172	171	171	23	23	
TOTALS	RPI 1-25	RPI 26-50	W-L RECORDS	RPI 51-100	RPI 101-150	RPI 150+				
15- 11	0- 0	0- 2	OVERALL	0- 3	1- 2	14- 4				
7- 4	0- 0	0- 0	HOME	0- 1	1- 1	6- 2				
6- 6	0- 0	0- 1	AWAY	0- 2	0- 1	6- 2				
2- 1	0- 0	0- 1	NEUTRAL	0- 0	0- 0	2- 0				
4- 5	0- 0	0- 2	NON-CONFERENCE	0- 1	0- 1	4- 1				
2- 1	0- 0	0- 0	HOME	0- 0	0- 1	2- 0				
1- 3	0- 0	0- 1	AWAY	0- 1	0- 0	1- 1				
1- 1	0- 0	0- 1	NEUTRAL	0- 0	0- 0	1- 0				
11- 6	0- 0	0- 0	CONFERENCE	0- 2	1- 1	10- 3				
5- 3	0- 0	0- 0	HOME	0- 1	1- 0	4- 2				
5- 3	0- 0	0- 0	AWAY	0- 1	0- 1	5- 1				
1- 0	0- 0	0- 0	NEUTRAL	0- 0	0- 0	1- 0				

RPI S	Opponent	Score	RPI S	Opponent	Score	RPI S	Opponent	Score	RPI S	Opponent	Score	Team's RPI: 183
39	A Western Ky.	60 76	88	A Belmont	61 72	101	H UT Martin	70 61				
46	N North Carolina St.	62 73	88	H Belmont	51 65	106	H Wright St.	69 71				
			92	A Missouri St.	63 87	143	A SIUE	74 89				
						166	H ETSU	64 41				
						194	A Richmond	62 81				
						235	H Southeast Mo. St.	56 55				
						258	A Tennessee St.	70 66				
						258	H Tennessee St.	78 67				
						259	H Murray St.	72 60				
						263	N Saint Francis (PA)	88 82				
						268	A Austin Peay	66 94				
						268	N Austin Peay	82 68				
						278	A Tennessee Tech	71 67				
						278	H Tennessee Tech	72 77				
						285	A Miami (OH)	77 72				
						295	A Jacksonville St.	76 50				
						295	H Jacksonville St.	54 56				
						299	H Western Caro.	91 62				
						307	A Morehead St.	89 77				
						307	H Morehead St.	100 93				
						338	A Eastern Ill.	75 56				
LAST 12 Division I GAMES:												
268	N Austin Peay	82 68	88	A Belmont	61 72							
278	A Tennessee Tech	71 67	258	A Tennessee St.	70 66							
88	H Belmont	51 65	307	H Morehead St.	100 93							
307	A Morehead St.	89 77	295	H Jacksonville St.	54 56							
295	A Jacksonville St.	76 50	278	H Tennessee Tech	72 77							
258	H Tennessee St.	78 67	259	H Murray St.	72 60							

Non-Div I Games: Cincinnati Christian 112 34 Davis & Elkins 73 58

Eastern Ky.

Loss, Non-Conf, S Site, H Home A Away N Neutral

Average RPI Win:	183	WON-LOST	WINNING	LAST 10	STRENGTH OF	OPP. STRENGTH	TEAM	ADJ.	CONF.	ADJ CONF.
Average RPI Loss:	93	RECORD	PCT. RANK	GAMES	SCHEDULE	OF SCHEDULE	RPI	RPI	RPI	RPI
DIV. I ONLY	17- 9	86	6- 4	88	132	84	84	11	11	
DIV. I NON-CONF.	7- 2	57	0- 0	111	166	46	46	13	13	
TOTALS	RPI 1-25	RPI 26-50	W-L RECORDS	RPI 51-100	RPI 101-150	RPI 150+				
17- 9	0- 1	0- 1	OVERALL	4- 4	6- 2	7- 1				
8- 4	0- 0	0- 1	HOME	2- 2	3- 1	3- 0				
9- 4	0- 1	0- 0	AWAY	2- 1	3- 1	4- 1				
0- 1	0- 0	0- 0	NEUTRAL	0- 1	0- 0	0- 0				
7- 2	0- 1	0- 0	NON-CONFERENCE	2- 1	2- 0	3- 0				
3- 0	0- 0	0- 0	HOME	1- 0	1- 0	1- 0				
4- 1	0- 1	0- 0	AWAY	1- 0	1- 0	2- 0				
0- 1	0- 0	0- 0	NEUTRAL	0- 1	0- 0	0- 0				
10- 7	0- 0	0- 1	CONFERENCE	2- 3	4- 2	4- 1				
5- 4	0- 0	0- 1	HOME	1- 2	2- 1	2- 0				
5- 3	0- 0	0- 0	AWAY	1- 1	2- 1	2- 1				
0- 0	0- 0	0- 0	NEUTRAL	0- 0	0- 0	0- 0				

RPI 1-25				RPI 26-50				RPI 51-100 Team's RPI: 84				RPI 101+			
RPI	S	Opponent	Score	RPI	S	Opponent	Score	RPI	S	Opponent	Score	RPI	S	Opponent	Score
13	A	Kentucky	67 89	43	H	Ohio	64 71	65	A	Ball St.	54 76	122	A	Akron	72 75
								65	H	Ball St.	63 67	122	H	Akron	65 68
								72	H	Michigan	64 63	126	A	Buffalo	70 55
								73	N	Abilene Christian	59 83	126	H	Buffalo	67 56
								74	H	Central Mich.	65 66	142	A	Western Mich.	63 52
								98	A	Toledo	58 46	142	H	Western Mich.	70 66
								98	H	Toledo	59 41	144	H	Oral Roberts	77 69
								100	A	Harvard	85 81	148	A	Detroit	85 68
												211	H	UTRGV	78 56
												249	A	Northern Ill.	87 80
												249	H	Northern Ill.	84 60
												256	A	Bowling Green	63 67
												257	A	Monmouth	78 68
												285	A	Miami (OH)	70 46
												322	H	Kent St.	72 51
												344	A	Air Force	72 59
LAST 12 Division I GAMES:															
142	A	Western Mich.	63 52	142	H	Western Mich.	70 66								
65	H	Ball St.	63 67	74	H	Central Mich.	65 66								
98	A	Toledo	58 46	122	A	Akron	72 75								
249	H	Northern Ill.	84 60	256	A	Bowling Green	63 67								
126	A	Buffalo	70 55	98	H	Toledo	59 41								
285	A	Miami (OH)	70 46	65	A	Ball St.	54 76								

Non-Div I Games: Madonna 104 45 Hillsdale 94 77

Eastern Mich.



Average RPI Win:	238	WON-LOST	WINNING	LAST 10	STRENGTH OF	OPP. STRENGTH	TEAM	ADJ.	CONF.	ADJ CONF.
Average RPI Loss:	153	RECORD	PCT. RANK	GAMES	SCHEDULE	OF SCHEDULE	RPI	RPI	RPI	RPI
DIV. I ONLY	18- 10	90	6- 4	324	185	182	182	20	20	
DIV. I NON-CONF.	5- 6	180	0- 0	305	244	265	265	24	24	
TOTALS	RPI 1-25	RPI 26-50	W-L RECORDS	RPI 51-100	RPI 101-150	RPI 150+				
18- 10	0- 0	0- 0	OVERALL	0- 1	4- 4	14- 5				
11- 3	0- 0	0- 0	HOME	0- 1	3- 0	8- 2				
7- 4	0- 0	0- 0	AWAY	0- 0	1- 1	6- 0				
0- 3	0- 0	0- 0	NEUTRAL	0- 0	0- 2	0- 1				
5- 6	0- 0	0- 0	NON-CONFERENCE	0- 1	0- 3	5- 2				
3- 2	0- 0	0- 0	HOME	0- 1	0- 0	3- 1				
2- 1	0- 0	0- 0	AWAY	0- 0	0- 1	2- 0				
0- 3	0- 0	0- 0	NEUTRAL	0- 0	0- 2	0- 1				
13- 4	0- 0	0- 0	CONFERENCE	0- 0	4- 1	9- 3				
8- 1	0- 0	0- 0	HOME	0- 0	3- 0	5- 1				
5- 3	0- 0	0- 0	AWAY	0- 0	1- 1	4- 2				
0- 0	0- 0	0- 0	NEUTRAL	0- 0	0- 0	0- 0				

RPI 1-25			RPI 26-50			RPI 51-100			RPI 101+			Team's RPI: 182
RPI	S	Opponent	Score	RPI	S	Opponent	Score	RPI	S	Opponent	Score	
						73 H Abilene Christian	60 72	105 A North Dakota			69 72	
								105 H North Dakota			60 57	
								108 A Gonzaga			56 78	
								112 N Northwestern			70 74	
								130 N Creighton			60 66	
								132 A Idaho			74 66	
								132 H Idaho			84 70	
								149 H Montana St.			81 69	
								152 H Boise St.			79 84	
								158 N East Carolina			62 80	
								168 A Northern Colo.			66 57	
								168 H Northern Colo.			59 55	
								169 A Sacramento St.			100 83	
								169 H Sacramento St.			91 94	
								177 H Montana			67 65	
								207 H Utah Valley			68 64	
								212 A Idaho St.			62 71	
								297 H CSUN			70 59	
								298 A Wichita St.			67 62	
								306 A Northern Ariz.			81 71	
								306 H Northern Ariz.			72 65	
								314 A Portland St.			79 81	
								314 H Portland St.			70 57	
								333 A Southern Utah			85 82	
								333 H Southern Utah			64 53	
								342 A Cal St. Fullerton			68 57	
LAST 12 Division I GAMES:												
						212 A Idaho St.	62 71	333 H Southern Utah			64 53	
						132 H Idaho	84 70	306 H Northern Ariz.			72 65	
						314 H Portland St.	70 57	169 A Sacramento St.			100 83	
						169 H Sacramento St.	91 94	314 A Portland St.			79 81	
						168 A Northern Colo.	66 57	177 H Montana			67 65	
						105 A North Dakota	69 72	149 H Montana St.			81 69	

Non-Div I Games: Eastern Ore. 64 40

Eastern Wash.

■ Loss, 
■ Non-Conf, 
■ S Site, 
■ H Home 
■ A Away 
N Neutral

Eastern Wash.

Average RPI Win: <b>193</b>	WON-LOST	WINNING	LAST 10	STRENGTH OF	OPP. STRENGTH	TEAM	ADJ.	CONF.	ADJ CONF.
Average RPI Loss: <b>103</b>	RECORD	PCT. RANK	GAMES	SCHEDULE	OF SCHEDULE	RPI	RPI	RPI	RPI
DIV. I ONLY	17- 11	115	6- 4	102	118	86	86	13	13
DIV. I NON-CONF.	6- 4	125	0- 0	52	90	50	50	10	10
TOTALS	RPI 1-25	RPI 26-50	W-L RECORDS	RPI 51-100	RPI 101-150	RPI 150+			
17- 11	0- 2	1- 2	OVERALL	2- 3	0- 1	14- 3			
9- 3	0- 0	0- 1	HOME	2- 1	0- 0	7- 1			
8- 8	0- 2	1- 1	AWAY	0- 2	0- 1	7- 2			
0- 0	0- 0	0- 0	NEUTRAL	0- 0	0- 0	0- 0			
6- 4	0- 2	1- 0	NON-CONFERENCE	1- 0	0- 1	4- 1			
3- 0	0- 0	0- 0	HOME	1- 0	0- 0	2- 0			
3- 4	0- 2	1- 0	AWAY	0- 0	0- 1	2- 1			
0- 0	0- 0	0- 0	NEUTRAL	0- 0	0- 0	0- 0			
11- 7	0- 0	0- 2	CONFERENCE	1- 3	0- 0	10- 2			
6- 3	0- 0	0- 1	HOME	1- 1	0- 0	5- 1			
5- 4	0- 0	0- 1	AWAY	0- 2	0- 0	5- 1			
0- 0	0- 0	0- 0	NEUTRAL	0- 0	0- 0	0- 0			

RPI 1-25				RPI 26-50				RPI 51-100				Team's RPI: 86	RPI 101+						
RPI	S	Opponent	Score	RPI	S	Opponent	Score	RPI	S	Opponent	Score		RPI	S	Opponent	Score			
4	A	South Carolina	63 78	36	A	James Madison	72 73	68	A	Hofstra	49 59		121	A	Liberty	63 72			
24	A	West Virginia	57 67	36	H	James Madison	76 81	68	H	Hofstra	61 60		161	A	Northeastern	56 54			
				46	A	North Carolina St.	69 66	76	H	Charlotte	90 83		161	H	Northeastern	61 67			
								78	A	Drexel	31 74		165	A	Delaware	66 64			
								78	H	Drexel	47 54		165	H	Delaware	62 45			
													166	H	ETSU	50 38			
													200	A	William & Mary	74 64			
													200	H	William & Mary	73 51			
													209	A	Furman	65 55			
													231	A	Col. of Charleston	54 38			
													231	H	Col. of Charleston	52 41			
													236	A	Navy	70 73			
													252	H	High Point	80 69			
													270	A	UNCW	67 60			
													270	H	UNCW	70 53			
													274	A	American	62 54			
													289	A	Towson	78 85			
													289	H	Towson	80 58			
LAST 12 Division I GAMES:																			
200	A	William & Mary	74 64	289	H	Towson	80 58	165	A	Delaware	66 64	200	H	William & Mary	73 51	68	A	Hofstra	49 59
36	A	James Madison	72 73	165	H	Delaware	62 45	200	H	William & Mary	73 51	161	A	Northeastern	56 54	78	H	Drexel	47 54
165	H	Delaware	62 45	231	A	Col. of Charleston	54 38	161	A	Northeastern	56 54	270	H	UNCW	70 53	231	H	Col. of Charleston	52 41
78	H	Drexel	47 54	161	H	Northeastern	61 67												

Non-Div I Games: Lenoir-Rhyne 67 29

Elon

Evansville

Through Games Of March 3, 2016

Average RPI Win: <b>287</b>	WON-LOST	WINNING	LAST 10	STRENGTH OF	OPP. STRENGTH	TEAM	ADJ.	CONF.	ADJ CONF.
Average RPI Loss: <b>177</b>	RECORD	PCT. RANK	GAMES	SCHEDULE	OF SCHEDULE	RPI	RPI	RPI	RPI
DIV. I ONLY	2- 26	346	0- 10	189	248	334	334	21	21
DIV. I NON-CONF.	1- 10	330	0- 0	104	297	278	278	17	17
TOTALS	RPI 1-25	RPI 26-50	W-L RECORDS	RPI 51-100	RPI 101-150	RPI 150+			
2- 26	0- 0	0- 0	OVERALL	0- 6	0- 7	2- 13			
1- 11	0- 0	0- 0	HOME	0- 2	0- 4	1- 5			
1- 13	0- 0	0- 0	AWAY	0- 3	0- 2	1- 8			
0- 2	0- 0	0- 0	NEUTRAL	0- 1	0- 1	0- 0			
1- 10	0- 0	0- 0	NON-CONFERENCE	0- 3	0- 3	1- 4			
0- 4	0- 0	0- 0	HOME	0- 1	0- 2	0- 1			
1- 4	0- 0	0- 0	AWAY	0- 1	0- 0	1- 3			
0- 2	0- 0	0- 0	NEUTRAL	0- 1	0- 1	0- 0			
1- 16	0- 0	0- 0	CONFERENCE	0- 3	0- 4	1- 9			
1- 7	0- 0	0- 0	HOME	0- 1	0- 2	1- 4			
0- 9	0- 0	0- 0	AWAY	0- 2	0- 2	0- 5			
0- 0	0- 0	0- 0	NEUTRAL	0- 0	0- 0	0- 0			

RPI S	Opponent	Score	RPI S	Opponent	Score	RPI S	Opponent	Score	RPI S	Opponent	Score	Team's RPI: 334
						64 N	Santa Clara	44 <b>62</b>	101 H	UT Martin	48 <b>75</b>	
						65 H	Ball St.	53 <b>73</b>	110 A	Drake	52 <b>94</b>	
						92 A	Missouri St.	70 <b>77</b>	110 H	Drake	66 <b>86</b>	
						92 H	Missouri St.	47 <b>66</b>	115 H	IUPUI	62 <b>68</b>	
						96 A	UNI	51 <b>62</b>	134 A	Southern Ill.	56 <b>74</b>	
						97 A	Nebraska	40 <b>85</b>	134 H	Southern Ill.	63 <b>66</b>	
									149 N	Montana St.	55 <b>81</b>	
									156 A	Xavier	57 <b>65</b>	
									172 A	Loyola Chicago	54 <b>67</b>	
									172 H	Loyola Chicago	49 <b>63</b>	
									214 A	Indiana St.	45 <b>57</b>	
									214 H	Indiana St.	44 <b>59</b>	
									256 A	Bowling Green	56 <b>74</b>	
									259 H	Murray St.	54 <b>73</b>	
									272 A	Cleveland St.	72 <b>63</b>	
									285 A	Miami (OH)	85 <b>91</b>	
									298 A	Wichita St.	50 <b>58</b>	
									298 H	Wichita St.	31 <b>44</b>	
									302 A	Bradley	52 <b>66</b>	
									302 H	Bradley	62 <b>46</b>	
									313 A	Illinois St.	59 <b>65</b>	
									313 H	Illinois St.	57 <b>64</b>	
LAST 12 Division I GAMES:												
110 H	Drake	66 <b>86</b>	172 A	Loyola Chicago	54 <b>67</b>							
313 A	Illinois St.	59 <b>65</b>	302 A	Bradley	52 <b>66</b>							
214 A	Indiana St.	45 <b>57</b>	214 H	Indiana St.	44 <b>59</b>							
92 H	Missouri St.	47 <b>66</b>	313 H	Illinois St.	57 <b>64</b>							
298 H	Wichita St.	31 <b>44</b>	298 A	Wichita St.	50 <b>58</b>							
134 H	Southern Ill.	63 <b>66</b>	92 A	Missouri St.	70 <b>77</b>							

Non-Div I Games:

Evansville

Loss, Non-Conf, S Site, H Home A Away N Neutral

Average RPI Win:	213	WON-LOST	WINNING	LAST 10	STRENGTH OF	OPP. STRENGTH	TEAM	ADJ.	CONF.	ADJ CONF.
Average RPI Loss:	72	RECORD	PCT. RANK	GAMES	SCHEDULE	OF SCHEDULE	RPI	RPI	RPI	RPI
DIV. I ONLY	25- 4	14	10- 0	176	222	63	63	29	29	
DIV. I NON-CONF.	11- 4	76	0- 0	62	74	53	53	28	28	
TOTALS	RPI 1-25	RPI 26-50	W-L RECORDS	RPI 51-100	RPI 101-150	RPI 150+				
25- 4	0- 0	1- 3	OVERALL	3- 0	5- 0	16- 1				
11- 2	0- 0	0- 1	HOME	3- 0	1- 0	7- 1				
12- 0	0- 0	1- 0	AWAY	0- 0	2- 0	9- 0				
2- 2	0- 0	0- 2	NEUTRAL	0- 0	2- 0	0- 0				
11- 4	0- 0	1- 3	NON-CONFERENCE	3- 0	3- 0	4- 1				
4- 2	0- 0	0- 1	HOME	3- 0	0- 0	1- 1				
5- 0	0- 0	1- 0	AWAY	0- 0	1- 0	3- 0				
2- 2	0- 0	0- 2	NEUTRAL	0- 0	2- 0	0- 0				
14- 0	0- 0	0- 0	CONFERENCE	0- 0	2- 0	12- 0				
7- 0	0- 0	0- 0	HOME	0- 0	1- 0	6- 0				
7- 0	0- 0	0- 0	AWAY	0- 0	1- 0	6- 0				
0- 0	0- 0	0- 0	NEUTRAL	0- 0	0- 0	0- 0				

RPI 1-25			RPI 26-50			RPI 51-100			Team's RPI: 63	RPI 101+		
RPI	S	Opponent	Score	RPI	S	Opponent	Score	RPI	S	Opponent	Score	RPI
				28	N	Mississippi St.	60 65	56	H	Auburn	52 45	118
				37	A	George Washington	64 60	82	H	Quinnipiac	71 70	122
				40	H	Arkansas St.	48 62	100	H	Harvard	74 65	142
				43	N	Ohio	57 69					145
												145
												178
												196
												196
												205
												205
												206
												215
												262
												286
												286
												310
												328
												328
												336
												336
												345
												345
LAST 12 Division I GAMES:												
				196	A	Stetson	60 47	328	H	North Florida	75 50	
				336	H	Lipscomb	91 52	145	H	Jacksonville	58 39	
				286	H	Kennesaw St.	63 41	328	A	North Florida	65 38	
				205	A	USC Upstate	56 44	286	A	Kennesaw St.	78 47	
				345	A	NJIT	53 32	336	A	Lipscomb	71 39	
				145	A	Jacksonville	59 55	345	H	NJIT	70 37	

Non-Div I Games: St. Thomas (FL) 86 33

FGCU

■ Loss, 
 ■ Non-Conf, 
 ■ S Site, 
 ■ Home 
 ■ A Away 
 N Neutral

Average RPI Win:	254	WON-LOST	WINNING	LAST 10	STRENGTH OF	OPP. STRENGTH	TEAM	ADJ.	CONF.	ADJ CONF.
Average RPI Loss:	150	RECORD	PCT. RANK	GAMES	SCHEDULE	OF SCHEDULE	RPI	RPI	RPI	RPI
DIV. I ONLY	4- 24	329	2- 8	171	134	310	310	12	12	
DIV. I NON-CONF.	2- 9	296	0- 0	258	229	329	329	11	11	
TOTALS	RPI 1-25	RPI 26-50	W-L RECORDS	RPI 51-100	RPI 101-150	RPI 150+				
4- 24	0- 0	0- 4	OVERALL	0- 4	0- 4	4- 12				
3- 13	0- 0	0- 2	HOME	0- 3	0- 2	3- 6				
1- 11	0- 0	0- 0	AWAY	0- 0	0- 1	1- 1				
0- 0	0- 0	0- 0	NEUTRAL	0- 0	0- 0	0- 0				
2- 9	0- 0	0- 1	NON-CONFERENCE	0- 2	0- 2	2- 4				
2- 5	0- 0	0- 0	HOME	0- 2	0- 1	2- 2				
0- 4	0- 0	0- 1	AWAY	0- 0	0- 1	0- 2				
0- 0	0- 0	0- 0	NEUTRAL	0- 0	0- 0	0- 0				
2- 15	0- 0	0- 3	CONFERENCE	0- 2	0- 2	2- 8				
1- 8	0- 0	0- 2	HOME	0- 1	0- 1	1- 4				
1- 7	0- 0	0- 1	AWAY	0- 1	0- 1	1- 4				
0- 0	0- 0	0- 0	NEUTRAL	0- 0	0- 0	0- 0				

RPI S	Opponent	Score	RPI S	Opponent	Score	RPI S	Opponent	Score	RPI S	Opponent	Score	Team's RPI: 310
30	A UTEP	52 70	30	H UTEP	57 69	62	H Middle Tenn.	62 85	137	H Wake Forest	53 57	
31	A Miami (FL)	55 83	31	H FGCU	53 81	76	A Charlotte	74 87	140	H Marshall	58 65	
39	H Western Ky.	69 71	76	A Charlotte	74 87	93	H Marquette	83 95	145	A Jacksonville	44 80	
									150	A Old Dominion	49 84	
									153	A UAB	42 71	
									153	H UAB	72 61	
									163	A Southern Miss.	55 82	
									178	A Fla. Atlantic	82 87	
									178	H Fla. Atlantic	52 63	
									180	A Louisiana Tech	63 82	
									208	H Rhode Island	50 68	
									225	H Rice	62 68	
									240	H North Texas	40 58	
									247	A UTSA	59 54	
									247	H UTSA	52 63	
									272	A Cleveland St.	57 64	
									273	A UCF	72 89	
									296	H Florida A&M	81 65	
									298	H Wichita St.	62 76	
									320	H UMass Lowell	71 68	
LAST 12 Division I GAMES:												
153	A UAB	42 71	62	H Middle Tenn.	62 85							
178	H Fla. Atlantic	52 63	153	H UAB	72 61							
225	H Rice	62 68	150	A Old Dominion	49 84							
240	H North Texas	40 58	76	A Charlotte	74 87							
247	A UTSA	59 54	30	H UTEP	57 69							
30	A UTEP	52 70	247	H UTSA	52 63							

Non-Div I Games:

FIU

■ Loss, 
 ■ Non-Conf, 
 ■ S Site, 
 ■ H Home 
 ■ A Away 
 N Neutral

## Fairfield

Through Games Of March 3, 2016

Average RPI Win:	248	WON-LOST	WINNING	LAST 10	STRENGTH OF	OPP. STRENGTH	TEAM	ADJ.	CONF.	ADJ CONF.
Average RPI Loss:	150	RECORD	PCT. RANK	GAMES	SCHEDULE	OF SCHEDULE	RPI	RPI	RPI	RPI
DIV. I ONLY	16- 13	147	7- 3	220	254	185	185	23	23	
DIV. I NON-CONF.	5- 4	138	0- 0	103	219	146	146	22	22	
TOTALS	RPI 1-25	RPI 26-50	W-L RECORDS	RPI 51-100	RPI 101-150	RPI 150+				
16- 13	0- 0	0- 0	OVERALL	1- 5	0- 2	15- 6				
10- 6	0- 0	0- 0	HOME	1- 3	0- 1	9- 2				
6- 7	0- 0	0- 0	AWAY	0- 2	0- 1	6- 4				
0- 0	0- 0	0- 0	NEUTRAL	0- 0	0- 0	0- 0				
5- 4	0- 0	0- 0	NON-CONFERENCE	1- 3	0- 0	4- 1				
4- 2	0- 0	0- 0	HOME	1- 2	0- 0	3- 0				
1- 2	0- 0	0- 0	AWAY	0- 1	0- 0	1- 1				
0- 0	0- 0	0- 0	NEUTRAL	0- 0	0- 0	0- 0				
11- 9	0- 0	0- 0	CONFERENCE	0- 2	0- 2	11- 5				
6- 4	0- 0	0- 0	HOME	0- 1	0- 1	6- 2				
5- 5	0- 0	0- 0	AWAY	0- 1	0- 1	5- 3				
0- 0	0- 0	0- 0	NEUTRAL	0- 0	0- 0	0- 0				

RPI S	Opponent	Score	RPI S	Opponent	Score	RPI S	Opponent	Score	RPI S	Opponent	Score	Team's RPI: 185
						52	H Albany (NY)	50 62	124	A Iona	53 69	
						58	A St. John's (NY)	54 73	124	H Iona	46 56	
						68	H Hofstra	53 67	156	A Cornell	35 59	
						82	A Quinnipiac	58 83	167	A Marist	63 64	
						82	H Quinnipiac	55 64	167	H Marist	57 72	
						100	H Harvard	67 50	199	H Sacred Heart	61 50	
									221	A Siena	71 51	
									221	H Siena	67 55	
									224	A Canisius	51 50	
									224	H Canisius	52 48	
									234	A Loyola Maryland	71 45	
									243	A Manhattan	59 57	
									243	H Manhattan	55 70	
									257	A Monmouth	68 60	
									257	H Monmouth	80 70	
									279	H La Salle	62 59	
									284	A Rider	55 39	
									284	H Rider	63 56	
									292	A Niagara	55 56	
									292	H Niagara	61 43	
									316	H IPFW	74 62	
									339	A Saint Peter's	46 56	
									339	H Saint Peter's	76 49	
LAST 12 Division I GAMES:												
			82	A Quinnipiac	58 83		221	H Siena	67 55			
			124	A Iona	53 69		292	H Niagara	61 43			
			167	A Marist	63 64		257	A Monmouth	68 60			
			221	A Siena	71 51		284	H Rider	63 56			
			257	H Monmouth	80 70		224	H Canisius	52 48			
			339	H Saint Peter's	76 49		82	H Quinnipiac	55 64			

Non-Div I Games:

Fairfield

■ Loss, 
 ■ Non-Conf, 
 ■ S Site, 
 ■ H Home 
 ■ A Away 
 N Neutral

Through Games Of March 9, 1910										
Average RPI Win:	288	WON-LOST	WINNING	LAST 10	STRENGTH OF	OPP. STRENGTH	TEAM	ADJ.	CONF.	ADJ CONF.
Average RPI Loss:	221	RECORD	PCT. RANK	GAMES	SCHEDULE	OF SCHEDULE	RPI	RPI	RPI	RPI
DIV. I ONLY	11- 20	262	4- 6	319	337	315	315	30	30	
DIV. I NON-CONF.	3- 10	277	0- 0	255	258	320	320	32	32	
-----										
TOTALS	RPI 1-25	RPI 26-50		W-L RECORDS		RPI 51-100	RPI 101-150	RPI 150+		
11- 20	0- 1	0- 0		OVERALL		0- 1	0- 2	11- 16		
8- 8	0- 0	0- 0		HOME		0- 0	0- 0	8- 8		
2- 10	0- 1	0- 0		AWAY		0- 1	0- 1	2- 7		
1- 2	0- 0	0- 0		NEUTRAL		0- 0	0- 1	1- 1		
3- 10	0- 1	0- 0		NON-CONFERENCE		0- 1	0- 2	3- 6		
2- 5	0- 0	0- 0		HOME		0- 0	0- 0	2- 5		
0- 3	0- 1	0- 0		AWAY		0- 1	0- 1	0- 0		
1- 2	0- 0	0- 0		NEUTRAL		0- 0	0- 1	1- 1		
8- 10	0- 0	0- 0		CONFERENCE		0- 0	0- 0	8- 10		
6- 3	0- 0	0- 0		HOME		0- 0	0- 0	6- 3		
2- 7	0- 0	0- 0		AWAY		0- 0	0- 0	2- 7		
0- 0	0- 0	0- 0		NEUTRAL		0- 0	0- 0	0- 0		

[illegible]

Non-Div I Games:

Fairleigh Dickinson

Loss, Non-Conf, S Site, H Home A Away N Neutral



F  
a  
i  
r  
l  
e  
i  
g  
h  
D  
i  
c  
k  
i  
n  
s  
o  
n

RPI S Opponent Score  
Fairleigh Dickinson

Through Games Of March 3, 2016

RPI	S	Opponent	Score	
339	H	Saint Peter's	73	52
343	A	Wagner	73	57
343	H	Wagner	75	67

F  
a  
i  
r  
l  
e  
i  
g  
h  
D  
i  
c  
k  
i  
n  
s  
o  
n

Fairleigh Dickinson

Fla. Atlantic

Through Games Of March 3, 2016

Average RPI Win:	224	WON-LOST	WINNING	LAST 10	STRENGTH OF	OPP. STRENGTH	TEAM	ADJ.	CONF.	ADJ CONF.
Average RPI Loss:	113	RECORD	PCT. RANK	GAMES	SCHEDULE	OF SCHEDULE	RPI	RPI	RPI	RPI
DIV. I ONLY	12- 15	210	2- 8	94	167	178	178	12	12	
DIV. I NON-CONF.	7- 3	91	0- 0	46	317	69	69	11	11	
TOTALS	RPI 1-25	RPI 26-50	W-L RECORDS	RPI 51-100	RPI 101-150	RPI 150+				
12- 15	0- 0	0- 4	OVERALL	1- 4	3- 1	8- 6				
9- 6	0- 0	0- 2	HOME	0- 2	3- 0	6- 2				
2- 9	0- 0	0- 2	AWAY	1- 2	0- 1	1- 4				
1- 0	0- 0	0- 0	NEUTRAL	0- 0	0- 0	1- 0				
7- 3	0- 0	0- 1	NON-CONFERENCE	1- 1	2- 0	4- 1				
5- 1	0- 0	0- 0	HOME	0- 1	2- 0	3- 0				
1- 2	0- 0	0- 1	AWAY	1- 0	0- 0	0- 1				
1- 0	0- 0	0- 0	NEUTRAL	0- 0	0- 0	1- 0				
5- 12	0- 0	0- 3	CONFERENCE	0- 3	1- 1	4- 5				
4- 5	0- 0	0- 2	HOME	0- 1	1- 0	3- 2				
1- 7	0- 0	0- 1	AWAY	0- 2	0- 1	1- 3				
0- 0	0- 0	0- 0	NEUTRAL	0- 0	0- 0	0- 0				

RPI S	Opponent	Score	RPI S	Opponent	Score	RPI S	Opponent	Score	RPI S	Opponent	Score	Team's RPI: 178
30	A UTEP	47 75	30	H UTEP	66 78	59	H South Dakota	53 76	122	H Akron	91 77	
39	H Western Ky.	62 81	62	A Middle Tenn.	65 71	62	H Middle Tenn.	73 83	140	H Marshall	84 73	
44	A Kansas St.	53 102	62	H Western Ky.	62 81	62	H Middle Tenn.	73 83	141	H Milwaukee	71 67	
			63	A FGCU	62 55	63	A FGCU	62 55	150	A Old Dominion	45 85	
			76	A Charlotte	79 85	76	A Charlotte	79 85	153	H UAB	62 67	
									163	A Southern Miss.	80 89	
									177	A Montana	69 83	
									180	A Louisiana Tech	62 65	
									225	H Rice	54 75	
									240	H North Texas	71 61	
									246	H Bethune-Cookman	82 60	
									247	A UTSA	54 57	
									247	H UTSA	64 51	
									258	N Tennessee St.	69 64	
									285	H Miami (OH)	68 65	
									310	A FIU	63 52	
									310	H FIU	87 82	
									323	H Delaware St.	83 55	
LAST 12 Division I GAMES:												
62	A Middle Tenn.	65 71	153	H UAB	62 67							
310	A FIU	63 52	62	H Middle Tenn.	73 83							
240	H North Texas	71 61	76	A Charlotte	79 85							
225	H Rice	54 75	150	A Old Dominion	45 85							
30	A UTEP	47 75	247	H UTSA	64 51							
247	A UTSA	54 57	30	H UTEP	66 78							

Non-Div I Games: Keiser 74 52

Fla. Atlantic

Loss, Non-Conf, S Site, H Home A Away N Neutral

Average RPI Win:	133	WON-LOST	WINNING	LAST 10	STRENGTH OF	OPP. STRENGTH	TEAM	ADJ.	CONF.	ADJ CONF.
Average RPI Loss:	38	RECORD	PCT. RANK	GAMES	SCHEDULE	OF SCHEDULE	RPI	RPI	RPI	RPI
DIV. I ONLY	22- 7	44	6- 4	52	23	20	20	2	2	
DIV. I NON-CONF.	12- 1	9	0- 0	144	103	19	19	2	2	
TOTALS	RPI 1-25	RPI 26-50	W-L RECORDS	RPI 51-100	RPI 101-150	RPI 150+				
22- 7	3- 1	3- 4	OVERALL	3- 2	3- 0	10- 0				
13- 2	3- 0	2- 2	HOME	2- 0	1- 0	5- 0				
7- 5	0- 1	1- 2	AWAY	0- 2	2- 0	4- 0				
2- 0	0- 0	0- 0	NEUTRAL	1- 0	0- 0	1- 0				
12- 1	1- 0	2- 0	NON-CONFERENCE	1- 1	0- 0	8- 0				
7- 0	1- 0	2- 0	HOME	0- 0	0- 0	4- 0				
3- 1	0- 0	0- 0	AWAY	0- 1	0- 0	3- 0				
2- 0	0- 0	0- 0	NEUTRAL	1- 0	0- 0	1- 0				
10- 6	2- 1	1- 4	CONFERENCE	2- 1	3- 0	2- 0				
6- 2	2- 0	0- 2	HOME	2- 0	1- 0	1- 0				
4- 4	0- 1	1- 2	AWAY	0- 1	2- 0	1- 0				
0- 0	0- 0	0- 0	NEUTRAL	0- 0	0- 0	0- 0				

RPI	S	Opponent	Score
4	A	South Carolina	71 86
12	H	Florida St.	82 72
13	H	Kentucky	85 79
17	H	Texas A&M	83 81

RPI	S	Opponent	Score
26	A	Tennessee	74 66
28	H	Mississippi St.	70 76
32	A	Georgia	63 74
32	H	Georgia	61 71
40	H	Arkansas St.	76 72
45	A	Missouri	64 79
46	H	North Carolina St.	79 72

RPI	S	Opponent	Score
56	A	Auburn	58 80
56	H	Auburn	56 49
65	N	Ball St.	85 79
66	A	Temple	91 97
71	H	Vanderbilt	79 67

RPI	S	Opponent	Score
117	A	LSU	82 56
117	H	LSU	53 45
138	A	Arkansas	71 66
154	H	Alabama	80 72
172	A	Ole Miss	85 65
186	A	Wisconsin	91 75
193	A	Colorado	83 61
197	A	South Ala.	72 60
203	H	Robert Morris	79 52
263	H	Saint Francis (PA)	122 65
273	N	UCF	93 79
286	H	Kennesaw St.	84 57
290	H	Savannah St.	99 34

## LAST 12 Division I GAMES:

56	H	Auburn	56 49	17	H	Texas A&M	83 81
117	A	LSU	82 56	13	H	Kentucky	85 79
32	A	Georgia	63 74	138	A	Arkansas	71 66
71	H	Vanderbilt	79 67	45	A	Missouri	64 79
56	A	Auburn	58 80	154	H	Alabama	80 72
4	A	South Carolina	71 86	117	H	LSU	53 45

Non-Div I Games:

Florida

■ Loss, 
 ■ Non-Conf, S Site, 
 ■ Home 
 ■ Away 
 N Neutral

Average RPI Win:	287	WON-LOST	WINNING	LAST 10	STRENGTH OF	OPP. STRENGTH	TEAM	ADJ.	CONF.	ADJ CONF.
Average RPI Loss:	237	RECORD	PCT. RANK	GAMES	SCHEDULE	OF SCHEDULE	RPI	RPI	RPI	RPI
DIV. I ONLY	13- 14	179	5- 5	349	319	296	296	32	32	
DIV. I NON-CONF.	4- 7	222	0- 0	344	147	321	321	30	30	
TOTALS	RPI 1-25	RPI 26-50	W-L RECORDS	RPI 51-100	RPI 101-150	RPI 150+				
13- 14	0- 0	0- 0	OVERALL	0- 1	0- 2	13- 11				
6- 5	0- 0	0- 0	HOME	0- 0	0- 1	6- 4				
5- 8	0- 0	0- 0	AWAY	0- 1	0- 1	5- 6				
2- 1	0- 0	0- 0	NEUTRAL	0- 0	0- 0	2- 1				
4- 7	0- 0	0- 0	NON-CONFERENCE	0- 1	0- 2	4- 4				
1- 2	0- 0	0- 0	HOME	0- 0	0- 1	1- 1				
1- 4	0- 0	0- 0	AWAY	0- 1	0- 1	1- 2				
2- 1	0- 0	0- 0	NEUTRAL	0- 0	0- 0	2- 1				
9- 7	0- 0	0- 0	CONFERENCE	0- 0	0- 0	9- 7				
5- 3	0- 0	0- 0	HOME	0- 0	0- 0	5- 3				
4- 4	0- 0	0- 0	AWAY	0- 0	0- 0	4- 4				
0- 0	0- 0	0- 0	NEUTRAL	0- 0	0- 0	0- 0				

RPI 1-25			RPI 26-50			RPI 51-100			RPI 101+ Team's RPI: 296		
RPI	S	Opponent	Score	RPI	S	Opponent	Score	RPI	S	Opponent	Score
						55 A Southern California	45 88	114 H Mercer		50 54	
								147 A North Carolina		58 94	
								184 N UC Davis		61 58	
								201 A Hampton		66 59	
								215 A N.C. A&T		51 80	
								215 H N.C. A&T		66 70	
								244 H Coppin St.		79 73	
								246 A Bethune-Cookman		60 67	
								246 H Bethune-Cookman		53 48	
								254 H Morgan St.		62 67	
								255 A Clemson		77 68	
								273 A UCF		55 93	
								275 A UMES		47 61	
								286 H Kennesaw St.		69 67	
								290 A Savannah St.		46 65	
								290 H Savannah St.		59 38	
								299 N Western Caro.		53 69	
								309 H South Carolina St.		62 68	
								310 A FIU		65 81	
								312 H Southeastern La.		57 62	
								323 H Delaware St.		86 56	
								330 A Howard		64 53	
								332 N New Orleans		71 60	
								347 A Norfolk St.		83 67	
								348 A N.C. Central		69 54	
								348 H N.C. Central		55 45	
LAST 12 Division I GAMES:											
275	A	UMES	47 61	323	H	Delaware St.	86 56				
290	A	Savannah St.	46 65	348	H	N.C. Central	55 45				
215	H	N.C. A&T	66 70	246	A	Bethune-Cookman	60 67				
246	H	Bethune-Cookman	53 48	330	A	Howard	64 53				
348	A	N.C. Central	69 54	244	H	Coppin St.	79 73				
215	A	N.C. A&T	51 80	254	H	Morgan St.	62 67				

Non-Div I Games: Clark Atlanta 98 88 Fla. Memorial 66 62

Florida A&amp;M

Loss, Non-Conf, S Site, H Home A Away N Neutral

Average RPI Win: 140		WON-LOST	WINNING	LAST 10	STRENGTH OF	OPP. STRENGTH	TEAM	ADJ.	CONF.	ADJ CONF.
Average RPI Loss: 10		RECORD	PCT. RANK	GAMES	SCHEDULE	OF SCHEDULE	RPI	RPI	RPI	RPI
DIV. I ONLY		23- 6	30	8- 2	19	47	12	12	4	4
DIV. I NON-CONF.		10- 3	61	0- 0	30	105	23	23	5	5
TOTALS		RPI 1-25	RPI 26-50	W-L RECORDS	RPI 51-100	RPI 101-150	RPI 150+			
23- 6	0- 6		5- 0	OVERALL	3- 0	8- 0	7- 0			
15- 1	0- 1		2- 0	HOME	3- 0	6- 0	4- 0			
7- 4	0- 4		3- 0	AWAY	0- 0	2- 0	2- 0			
1- 1	0- 1		0- 0	NEUTRAL	0- 0	0- 0	1- 0			
10- 3	0- 3		1- 0	NON-CONFERENCE	2- 0	2- 0	5- 0			
8- 0	0- 0		1- 0	HOME	2- 0	2- 0	3- 0			
1- 2	0- 2		0- 0	AWAY	0- 0	0- 0	1- 0			
1- 1	0- 1		0- 0	NEUTRAL	0- 0	0- 0	1- 0			
13- 3	0- 3		4- 0	CONFERENCE	1- 0	6- 0	2- 0			
7- 1	0- 1		1- 0	HOME	1- 0	4- 0	1- 0			
6- 2	0- 2		3- 0	AWAY	0- 0	2- 0	1- 0			
0- 0	0- 0		0- 0	NEUTRAL	0- 0	0- 0	0- 0			

RPI 1-25				Team's RPI: 12		RPI 26-50				RPI 51-100				RPI 101+				
RPI	S	Opponent	Score		RPI	S	Opponent	Score		RPI	S	Opponent	Score		RPI	S	Opponent	Score
1	H	Notre Dame	66	73	31	A	Miami (FL)	69	58	66	H	Temple	75	47	103	H	Virginia	70 48
3	N	UConn	49	73	31	H	Miami (FL)	70	67	67	H	Georgia Tech	75	69	113	H	Boston College	75 42
8	A	Arizona St.	56	68	46	A	North Carolina St.	56	52	80	H	Tulane	78	72	114	H	Mercer	79 36
14	A	Louisville	69	79	48	A	Duke	69	53						119	H	Virginia Tech	68 50
16	A	Syracuse	73	83	50	H	Rutgers	65	43						127	A	Pittsburgh	66 55
20	A	Florida	72	82											137	A	Wake Forest	96 55
															145	H	Jacksonville	77 60
															147	H	North Carolina	94 63
															153	H	UAB	84 44
															222	N	Sam Houston St.	94 37
															255	A	Clemson	85 40
															255	H	Clemson	75 56
															259	H	Murray St.	101 59
															327	A	LIU Brooklyn	78 42
															328	H	North Florida	80 28
LAST 12 Division I GAMES:																		
					31	H	Miami (FL)	70	67	255	H	Clemson	75	56				
					46	A	North Carolina St.	56	52	119	H	Virginia Tech	68	50				
					1	H	Notre Dame	66	73	137	A	Wake Forest	96	55				
					16	A	Syracuse	73	83	31	A	Miami (FL)	69	58				
					147	H	North Carolina	94	63	103	H	Virginia	70	48				
					48	A	Duke	69	53	127	A	Pittsburgh	66	55				

Non-Div I Games:

Florida St.

Loss, Non-Conf, S Site, H Home A Away N Neutral

For dham

For dham

Fordham

Page 94

Average RPI Win:	235	WON-LOST	WINNING	LAST 10	STRENGTH OF	OPP. STRENGTH	TEAM	ADJ.	CONF.	ADJ CONF.
Average RPI Loss:	102	RECORD	PCT. RANK	GAMES	SCHEDULE	OF SCHEDULE	RPI	RPI	RPI	RPI
DIV. I ONLY	16- 10	107	7- 3	164	174	123	123	19	19	
DIV. I NON-CONF.	2- 7	280	0- 0	19	54	178	178	20	20	
TOTALS	RPI 1-25	RPI 26-50	W-L RECORDS	RPI 51-100	RPI 101-150	RPI 150+				
16- 10	0- 0	0- 3	OVERALL	0- 4	0- 0	16- 3				
8- 4	0- 0	0- 2	HOME	0- 1	0- 0	8- 1				
7- 6	0- 0	0- 1	AWAY	0- 3	0- 0	7- 2				
1- 0	0- 0	0- 0	NEUTRAL	0- 0	0- 0	1- 0				
2- 7	0- 0	0- 2	NON-CONFERENCE	0- 4	0- 0	2- 1				
1- 3	0- 0	0- 2	HOME	0- 1	0- 0	1- 0				
0- 4	0- 0	0- 0	AWAY	0- 3	0- 0	0- 1				
1- 0	0- 0	0- 0	NEUTRAL	0- 0	0- 0	1- 0				
14- 3	0- 0	0- 1	CONFERENCE	0- 0	0- 0	14- 2				
7- 1	0- 0	0- 0	HOME	0- 0	0- 0	7- 1				
7- 2	0- 0	0- 1	AWAY	0- 0	0- 0	7- 1				
0- 0	0- 0	0- 0	NEUTRAL	0- 0	0- 0	0- 0				

RPI S	Opponent	Score	RPI S	Opponent	Score	RPI S	Opponent	Score	RPI S	Opponent	Score	Team's RPI: 123
37	H George Washington	53 61	51	A St. Mary's (CA)	81 83	152	H Boise St.	62 57				
38	H Washington	79 89	54	A UC Riverside	68 86	161	N Northeastern	69 55				
42	A Colorado St.	55 68	83	H San Diego	68 72	171	A New Mexico	69 65				
			85	A Utah	63 78	171	H New Mexico	51 43				
						189	A San Jose St.	59 54				
						189	H San Jose St.	64 66				
						192	A Cal Poly	60 64				
						204	A UNLV	57 52				
						204	H UNLV	58 54				
						216	H CSU Bakersfield	57 52				
						229	A Utah St.	67 61				
						245	A Wyoming	49 42				
						245	H Wyoming	64 52				
						250	A San Diego St.	54 65				
						250	H San Diego St.	54 49				
						321	A Nevada	67 59				
						321	H Nevada	65 56				
						344	A Air Force	63 48				
						344	H Air Force	70 46				
LAST 12 Division I GAMES:												
42	A Colorado St.	55 68	250	A San Diego St.	54 65							
171	H New Mexico	51 43	204	A UNLV	57 52							
344	A Air Force	63 48	189	H San Jose St.	64 66							
229	A Utah St.	67 61	245	A Wyoming	49 42							
245	H Wyoming	64 52	344	H Air Force	70 46							
321	H Nevada	65 56	250	H San Diego St.	54 49							

Non-Div I Games: Fresno Pacific 78 33 Stanislaus St. 72 49

Fresno St.

Loss, Non-Conf, S Site, H Home A Away N Neutral

## Furman

Through Games Of March 3, 2016

Average RPI Win:	265	WON-LOST	WINNING	LAST 10	STRENGTH OF	OPP. STRENGTH	TEAM	ADJ.	CONF.	ADJ CONF.
Average RPI Loss:	130	RECORD	PCT. RANK	GAMES	SCHEDULE	OF SCHEDULE	RPI	RPI	RPI	RPI
DIV. I ONLY	13- 15	192	4- 6	246	205	209	209	17	17	
DIV. I NON-CONF.	5- 8	209	0- 0	257	246	240	240	15	15	
TOTALS	RPI 1-25	RPI 26-50	W-L RECORDS	RPI 51-100	RPI 101-150	RPI 150+				
13- 15	0- 0	0- 3	OVERALL	0- 2	0- 6	13- 4				
7- 5	0- 0	0- 1	HOME	0- 1	0- 2	7- 1				
5- 10	0- 0	0- 0	AWAY	0- 1	0- 1	5- 0				
1- 0	0- 0	0- 0	NEUTRAL	0- 0	0- 0	1- 0				
5- 8	0- 0	0- 1	NON-CONFERENCE	0- 2	0- 2	5- 3				
3- 2	0- 0	0- 0	HOME	0- 1	0- 0	3- 1				
2- 6	0- 0	0- 1	AWAY	0- 1	0- 2	2- 2				
0- 0	0- 0	0- 0	NEUTRAL	0- 0	0- 0	0- 0				
8- 7	0- 0	0- 2	CONFERENCE	0- 0	0- 4	8- 1				
4- 3	0- 0	0- 1	HOME	0- 0	0- 2	4- 0				
3- 4	0- 0	0- 1	AWAY	0- 0	0- 2	3- 1				
1- 0	0- 0	0- 0	NEUTRAL	0- 0	0- 0	1- 0				

RPI S	Opponent	Score	RPI S	Opponent	Score	RPI S	Opponent	Score	RPI S	Opponent	Score	Team's RPI: 209
32	A Georgia	39 77	75	A VCU	45 67	109	A Samford	63 77				
49	A Chattanooga	46 61	86	H Elon	55 65	109	H Samford	45 58				
49	H Chattanooga	50 56				114	A Mercer	62 64				
						114	H Mercer	50 61				
						119	A Virginia Tech	30 59				
						136	A UNC Asheville	71 84				
						166	A ETSU	64 68				
						166	H ETSU	81 77				
						166	N ETSU	71 68				
						181	H Davidson	51 69				
						194	A Richmond	69 62				
						205	A USC Upstate	75 63				
						255	H Clemson	70 49				
						266	A Appalachian St.	78 92				
						299	A Western Caro.	83 76				
						299	H Western Caro.	71 56				
						305	A Wofford	70 61				
						305	H Wofford	70 64				
						308	A UNCG	75 59				
						308	H UNCG	85 71				
						309	H South Carolina St.	59 46				
						324	H Winthrop	71 52				
						348	A N.C. Central	61 66				
LAST 12 Division I GAMES:												
166	N ETSU	71 68	166	A ETSU	64 68							
114	A Mercer	62 64	49	A Chattanooga	46 61							
109	A Samford	63 77	114	H Mercer	50 61							
299	H Western Caro.	71 56	109	H Samford	45 58							
308	H UNCG	85 71	308	A UNCG	75 59							
305	H Wofford	70 64	299	A Western Caro.	83 76							

Non-Div I Games: Converse 89 52 North Greenville 69 39

Furman

Loss, Non-Conf, S Site, H Home A Away N Neutral



## Ga. Southern

Through Games Of March 3, 2016

Average RPI Win:	264	WON-LOST	WINNING	LAST 10	STRENGTH OF	OPP. STRENGTH	TEAM	ADJ.	CONF.	ADJ CONF.
Average RPI Loss:	174	RECORD	PCT. RANK	GAMES	SCHEDULE	OF SCHEDULE	RPI	RPI	RPI	RPI
DIV. I ONLY	7- 21	295	1- 9	215	249	294	294	15	15	
DIV. I NON-CONF.	3- 6	234	0- 0	218	348	267	267	14	14	
TOTALS	RPI 1-25	RPI 26-50	W-L RECORDS	RPI 51-100	RPI 101-150	RPI 150+				
7- 21	0- 0	0- 3	OVERALL	0- 0	0- 6	7- 12				
4- 10	0- 0	0- 1	HOME	0- 0	0- 3	4- 6				
3- 10	0- 0	0- 2	AWAY	0- 0	0- 3	3- 5				
0- 1	0- 0	0- 0	NEUTRAL	0- 0	0- 0	0- 1				
3- 6	0- 0	0- 1	NON-CONFERENCE	0- 0	0- 1	3- 4				
2- 2	0- 0	0- 0	HOME	0- 0	0- 0	2- 2				
1- 3	0- 0	0- 1	AWAY	0- 0	0- 1	1- 1				
0- 1	0- 0	0- 0	NEUTRAL	0- 0	0- 0	0- 1				
4- 15	0- 0	0- 2	CONFERENCE	0- 0	0- 5	4- 8				
2- 8	0- 0	0- 1	HOME	0- 0	0- 3	2- 4				
2- 7	0- 0	0- 1	AWAY	0- 0	0- 2	2- 4				
0- 0	0- 0	0- 0	NEUTRAL	0- 0	0- 0	0- 0				

RPI S	Opponent	Score	RPI S	Opponent	Score	RPI S	Opponent	Score	RPI S	Opponent	Score	Team's RPI: 294
32	A Georgia	28 75	40	A Arkansas St.	54 77	102	A Little Rock	36 69	102	H Little Rock	45 50	
40	H Arkansas St.	52 79				114	A Mercer	50 62	133	H La.-Lafayette	39 56	
						139	A UT Arlington	31 70	139	H UT Arlington	41 53	
						155	A Troy	68 84	155	H Troy	66 81	
						196	A Stetson	57 79	197	A South Ala.	45 48	
						197	H South Ala.	57 43	197	H South Ala.	57 43	
						203	H Robert Morris	49 64	203	H Robert Morris	49 64	
						233	A Texas St.	56 61	233	H Texas St.	78 64	
						246	N Bethune-Cookman	49 65	246	N Bethune-Cookman	49 65	
						266	A Appalachian St.	65 50	266	H Appalachian St.	62 68	
						271	A Georgia St.	61 50	271	A Georgia St.	61 50	
						271	H Georgia St.	60 61	271	H Georgia St.	60 61	
						277	A La.-Monroe	49 59	277	A La.-Monroe	49 59	
						277	H La.-Monroe	49 50	277	H La.-Monroe	49 50	
						290	A Savannah St.	64 48	290	A Savannah St.	64 48	
						293	H Charleston So.	64 51	293	H Charleston So.	64 51	
						295	H Jacksonville St.	60 56	295	H Jacksonville St.	60 56	
						336	H Lipscomb	55 66	336	H Lipscomb	55 66	
LAST 12 Division I GAMES:												
277	A La.-Monroe	49 59	155	A Troy	68 84							
266	H Appalachian St.	62 68	233	H Texas St.	78 64							
271	H Georgia St.	60 61	139	H UT Arlington	41 53							
102	H Little Rock	45 50	40	A Arkansas St.	54 77							
40	H Arkansas St.	52 79	102	A Little Rock	36 69							
197	A South Ala.	45 48	266	A Appalachian St.	65 50							

Non-Div I Games:

Ga. Southern

■ Loss, 
 ■ Non-Conf, 
 ■ S Site, 
 ■ H Home 
 ■ A Away 
 N Neutral

Average RPI Win:	241	WON-LOST	WINNING	LAST 10	STRENGTH OF	OPP. STRENGTH	TEAM	ADJ.	CONF.	ADJ CONF.
Average RPI Loss:	206	RECORD	PCT. RANK	GAMES	SCHEDULE	OF SCHEDULE	RPI	RPI	RPI	RPI
DIV. I ONLY	17- 10	98	6- 4	308	270	187	187	27	27	
DIV. I NON-CONF.	4- 4	160	0- 0	336	110	279	279	29	29	
TOTALS	RPI 1-25	RPI 26-50	W-L RECORDS	RPI 51-100	RPI 101-150	RPI 150+				
17- 10	0- 0	0- 0	OVERALL	0- 0	4- 3	13- 7				
12- 2	0- 0	0- 0	HOME	0- 0	2- 0	10- 2				
5- 5	0- 0	0- 0	AWAY	0- 0	2- 1	3- 4				
0- 3	0- 0	0- 0	NEUTRAL	0- 0	0- 2	0- 1				
4- 4	0- 0	0- 0	NON-CONFERENCE	0- 0	1- 2	3- 2				
3- 1	0- 0	0- 0	HOME	0- 0	0- 0	3- 1				
1- 0	0- 0	0- 0	AWAY	0- 0	1- 0	0- 0				
0- 3	0- 0	0- 0	NEUTRAL	0- 0	0- 2	0- 1				
13- 6	0- 0	0- 0	CONFERENCE	0- 0	3- 1	10- 5				
9- 1	0- 0	0- 0	HOME	0- 0	2- 0	7- 1				
4- 5	0- 0	0- 0	AWAY	0- 0	1- 1	3- 4				
0- 0	0- 0	0- 0	NEUTRAL	0- 0	0- 0	0- 0				

RPI 1-25			RPI 26-50			RPI 51-100			RPI 101+ Team's RPI: 187		
RPI	S	Opponent	Score	RPI	S	Opponent	Score	RPI	S	Opponent	Score
								118	N	Arizona	60 79
								121	A	Liberty	51 73
								121	H	Liberty	61 57
								136	A	UNC Asheville	58 56
								136	H	UNC Asheville	57 51
								142	N	Western Mich.	44 71
								147	A	North Carolina	66 65
								174	H	Pacific	77 84
								188	N	SMU	61 69
								190	A	Radford	51 54
								190	H	Radford	54 50
								226	A	Presbyterian	53 60
								226	H	Presbyterian	51 40
								252	A	High Point	79 72
								252	H	High Point	82 70
								264	A	Campbell	70 35
								264	H	Campbell	68 56
								283	A	Coastal Caro.	61 51
								283	H	Coastal Caro.	56 59
								286	H	Kennesaw St.	70 56
								293	A	Charleston So.	63 66
								293	H	Charleston So.	63 55
								305	H	Wofford	64 61
								308	H	UNCG	59 57
								317	H	Longwood	67 42
								324	A	Winthrop	62 81
LAST 12 Division I GAMES:											
283	A	Coastal Caro.	61 51	324	H	Winthrop	70 52				
136	H	UNC Asheville	57 51	264	H	Campbell	68 56				
293	A	Charleston So.	63 66	226	A	Presbyterian	53 60				
226	H	Presbyterian	51 40	121	A	Liberty	51 73				
252	A	High Point	79 72	190	H	Radford	54 50				
190	A	Radford	51 54	317	H	Longwood	67 42				

Non-Div I Games: Montreat 84 49 Bluefield Col. 64 51

Gardner-Webb

Loss, Non-Conf, S Site, H Home A Away N Neutral

RPI	S	Opponent	Score
324	H	Winthrop	70 52

G  
a  
r  
d  
n  
e  
r  
-  
W  
e  
b  
b

G  
a  
r  
d  
n  
e  
r  
-  
W  
e  
b  
b

Gardner-Webb

## George Mason

Through Games Of March 3, 2016

Average RPI Win:	189	WON-LOST	WINNING	LAST 10	STRENGTH OF	OPP. STRENGTH	TEAM	ADJ.	CONF.	ADJ CONF.
Average RPI Loss:	98	RECORD	PCT. RANK	GAMES	SCHEDULE	OF SCHEDULE	RPI	RPI	RPI	RPI
DIV. I ONLY	12- 18	233	4- 6	101	88	170	170	7	7	
DIV. I NON-CONF.	5- 8	209	0- 0	254	99	237	237	8	8	
TOTALS	RPI 1-25	RPI 26-50	W-L RECORDS	RPI 51-100	RPI 101-150	RPI 150+				
12- 18	0- 1	0- 4	OVERALL	3- 6	1- 2	8- 5				
7- 5	0- 1	0- 1	HOME	1- 2	1- 0	5- 1				
2- 12	0- 0	0- 2	AWAY	1- 4	0- 2	1- 4				
3- 1	0- 0	0- 1	NEUTRAL	1- 0	0- 0	2- 0				
5- 8	0- 0	0- 1	NON-CONFERENCE	0- 3	0- 2	5- 2				
3- 1	0- 0	0- 0	HOME	0- 1	0- 0	3- 0				
0- 6	0- 0	0- 0	AWAY	0- 2	0- 2	0- 2				
2- 1	0- 0	0- 1	NEUTRAL	0- 0	0- 0	2- 0				
7- 10	0- 1	0- 3	CONFERENCE	3- 3	1- 0	3- 3				
4- 4	0- 1	0- 1	HOME	1- 1	1- 0	2- 1				
2- 6	0- 0	0- 2	AWAY	1- 2	0- 0	1- 2				
1- 0	0- 0	0- 0	NEUTRAL	1- 0	0- 0	0- 0				

RPI S	Opponent	Score	RPI S	Opponent	Score	RPI S	Opponent	Score	RPI S	Opponent	Score	Team's RPI: 170
21	H Duquesne	56 72	27	A St. Bonaventure	55 70	53	A Saint Louis	73 63	111	H Saint Joseph's	55 41	
			37	A George Washington	68 82	53	H Saint Louis	50 61	118	A Arizona	60 68	
			37	H George Washington	66 73	56	A Auburn	59 88	119	A Virginia Tech	63 80	
			39	N Western Ky.	58 84	75	A VCU	34 65	159	A Fordham	54 66	
						75	H VCU	70 54	165	H Delaware	90 83	
						79	A Dayton	58 81	179	N Tulsa	64 63	
						79	N Dayton	66 62	181	A Davidson	63 68	
						85	A Utah	62 74	190	A Radford	63 66	
						95	H Georgetown	57 63	194	H Richmond	50 57	
									204	A UNLV	59 67	
									208	A Rhode Island	68 65	
									213	H Massachusetts	64 59	
									269	N Pepperdine	71 63	
									279	H La Salle	79 70	
									289	H Towson	88 76	
									344	H Air Force	69 52	
LAST 12 Division I GAMES:												
79	N Dayton	66 62	111	H Saint Joseph's	55 41							
37	H George Washington	66 73	181	A Davidson	63 68							
75	A VCU	34 65	213	H Massachusetts	64 59							
194	H Richmond	50 57	53	H Saint Louis	50 61							
208	A Rhode Island	68 65	37	A George Washington	68 82							
79	A Dayton	58 81	75	H VCU	70 54							

Non-Div I Games:

George Mason

■ Loss, 
■ Non-Conf, 
■ S Site, 
■ H Home 
■ A Away 
N Neutral

Average RPI Win:	154	WON-LOST	WINNING	LAST 10	STRENGTH OF	OPP. STRENGTH	TEAM	ADJ.	CONF.	ADJ CONF.
Average RPI Loss:	73	RECORD	PCT. RANK	GAMES	SCHEDULE	OF SCHEDULE	RPI	RPI	RPI	RPI
DIV. I ONLY	23- 6	30	7- 3	81	83	37	37	7	7	
DIV. I NON-CONF.	10- 3	61	0- 0	72	76	45	45	8	8	
TOTALS	RPI 1-25	RPI 26-50	W-L RECORDS	RPI 51-100	RPI 101-150	RPI 150+				
23- 6	1- 1	1- 1	OVERALL	4- 2	4- 1	13- 1				
12- 2	0- 0	1- 0	HOME	2- 2	1- 0	8- 0				
9- 3	1- 1	0- 1	AWAY	1- 0	3- 0	4- 1				
2- 1	0- 0	0- 0	NEUTRAL	1- 0	0- 1	1- 0				
10- 3	0- 1	1- 0	NON-CONFERENCE	1- 1	3- 1	5- 0				
5- 1	0- 0	1- 0	HOME	0- 1	1- 0	3- 0				
3- 1	0- 1	0- 0	AWAY	0- 0	2- 0	1- 0				
2- 1	0- 0	0- 0	NEUTRAL	1- 0	0- 1	1- 0				
13- 3	1- 0	0- 1	CONFERENCE	3- 1	1- 0	8- 1				
7- 1	0- 0	0- 0	HOME	2- 1	0- 0	5- 0				
6- 2	1- 0	0- 1	AWAY	1- 0	1- 0	3- 1				
0- 0	0- 0	0- 0	NEUTRAL	0- 0	0- 0	0- 0				

RPI 1-25				RPI 26-50				Team's RPI: 37				RPI 51-100				RPI 101+			
RPI	S	Opponent	Score	RPI	S	Opponent	Score	RPI	S	Opponent	Score	RPI	S	Opponent	Score	RPI	S	Opponent	Score
7	A	Stanford	63 84	27	A	St. Bonaventure	67 69	53	H	Saint Louis	89 80	104	A	Memphis	68 62				
21	A	Duquesne	70 52	47	H	Villanova	78 70	57	N	Iowa	81 77	106	N	Wright St.	71 77				
								63	H	FGCU	60 64	111	A	Saint Joseph's	70 45				
								75	H	VCU	68 79	123	A	Fresno St.	61 53				
								79	A	Dayton	62 61	124	H	Iona	70 65				
								79	H	Dayton	72 62	159	A	Fordham	69 76				
												170	A	George Mason	73 66				
												170	H	George Mason	82 68				
												175	A	Illinois	70 57				
												181	A	Davidson	79 60				
												191	H	Grambling	85 58				
												194	A	Richmond	62 47				
												194	H	Richmond	55 53				
												206	H	Hartford	82 51				
												208	H	Rhode Island	68 52				
												213	H	Massachusetts	67 50				
												274	H	American	78 48				
												279	H	La Salle	83 59				
												282	N	Houston	82 78				
LAST 12 Division I GAMES:																			
170	A	George Mason	73 66	159	A	Fordham	69 76												
194	H	Richmond	55 53	53	H	Saint Louis	89 80												
75	H	VCU	68 79	181	A	Davidson	79 60												
27	A	St. Bonaventure	67 69	170	H	George Mason	82 68												
79	H	Dayton	72 62	213	H	Massachusetts	67 50												
194	A	Richmond	62 47	21	A	Duquesne	70 52												

Non-Div I Games:

George Washington

■ Loss, 
 ■ Non-Conf, 
 ■ S Site, 
 ■ Home 
 ■ A Away 
 N Neutral

## Georgetown

Through Games Of March 3, 2016

Average RPI Win:	172	WON-LOST	WINNING	LAST 10	STRENGTH OF	OPP. STRENGTH	TEAM	ADJ.	CONF.	ADJ CONF.
Average RPI Loss:	80	RECORD	PCT. RANK	GAMES	SCHEDULE	OF SCHEDULE	RPI	RPI	RPI	RPI
DIV. I ONLY	16- 12	135	7- 3	91	81	95	95	6	6	
DIV. I NON-CONF.	7- 3	91	0- 0	162	213	76	76	6	6	
TOTALS	RPI 1-25	RPI 26-50	W-L RECORDS	RPI 51-100	RPI 101-150	RPI 150+				
16- 12	0- 2	2- 3	OVERALL	2- 3	3- 1	9- 3				
8- 4	0- 1	0- 2	HOME	1- 1	2- 0	5- 0				
6- 8	0- 1	2- 1	AWAY	0- 2	1- 1	3- 3				
2- 0	0- 0	0- 0	NEUTRAL	1- 0	0- 0	1- 0				
7- 3	0- 0	0- 1	NON-CONFERENCE	1- 0	1- 1	5- 1				
3- 0	0- 0	0- 0	HOME	0- 0	1- 0	2- 0				
2- 3	0- 0	0- 1	AWAY	0- 0	0- 1	2- 1				
2- 0	0- 0	0- 0	NEUTRAL	1- 0	0- 0	1- 0				
9- 9	0- 2	2- 2	CONFERENCE	1- 3	2- 0	4- 2				
5- 4	0- 1	0- 2	HOME	1- 1	1- 0	3- 0				
4- 5	0- 1	2- 0	AWAY	0- 2	1- 0	1- 2				
0- 0	0- 0	0- 0	NEUTRAL	0- 0	0- 0	0- 0				

RPI 1-25				RPI 26-50				RPI 51-100				Team's RPI: 95	RPI 101+			
RPI	S	Opponent	Score	RPI	S	Opponent	Score	RPI	S	Opponent	Score		RPI	S	Opponent	Score
18	A	DePaul	53 75	27	A	St. Bonaventure	54 69	58	A	St. John's (NY)	55 63		104	A	Memphis	53 57
18	H	DePaul	66 80	34	A	Seton Hall	73 65	58	H	St. John's (NY)	60 65		119	H	Virginia Tech	73 56
				34	H	Seton Hall	75 83	82	N	Quinnipiac	80 68		130	A	Creighton	57 44
				47	A	Villanova	57 51	93	A	Marquette	72 87		130	H	Creighton	69 57
				47	H	Villanova	60 63	93	H	Marquette	75 72		154	A	Alabama	66 78
													156	A	Xavier	54 59
													156	H	Xavier	63 51
													165	H	Delaware	61 50
													170	A	George Mason	63 57
													195	A	Butler	76 82
													195	H	Butler	49 35
													262	A	Providence	82 51
													262	H	Providence	63 53
													275	A	UMES	71 60
													289	H	Towson	82 46
													337	N	St. Francis Brooklyn	74 52
LAST 12 Division I GAMES:																
156	H	Xavier	63 51	93	H	Marquette	75 72									
195	H	Butler	49 35	130	A	Creighton	57 44									
47	H	Villanova	60 63	262	A	Providence	82 51									
58	A	St. John's (NY)	55 63	47	A	Villanova	57 51									
34	A	Seton Hall	73 65	34	H	Seton Hall	75 83									
18	H	DePaul	66 80	58	H	St. John's (NY)	60 65									

Non-Div I Games:

Georgetown

■ Loss, 
 ■ Non-Conf, 
 S Site, 
 ■ Home 
 ■ Away 
 N Neutral

Average RPI Win:	132	WON-LOST	WINNING	LAST 10	STRENGTH OF	OPP. STRENGTH	TEAM	ADJ.	CONF.	ADJ CONF.
Average RPI Loss:	52	RECORD	PCT. RANK	GAMES	SCHEDULE	OF SCHEDULE	RPI	RPI	RPI	RPI
DIV. I ONLY	21- 9	67	7- 3	21	44	32	32	2	2	
DIV. I NON-CONF.	12- 1	9	1- 0	93	194	14	14	2	2	
TOTALS	RPI 1-25	RPI 26-50	W-L RECORDS	RPI 51-100	RPI 101-150	RPI 150+				
21- 9	3- 4	3- 2	OVERALL	3- 1	4- 1	8- 1				
14- 3	1- 1	2- 1	HOME	2- 0	2- 1	7- 0				
6- 5	1- 3	1- 1	AWAY	1- 0	2- 0	1- 1				
1- 1	1- 0	0- 0	NEUTRAL	0- 1	0- 0	0- 0				
12- 1	1- 1	1- 0	NON-CONFERENCE	1- 0	2- 0	7- 0				
9- 0	0- 0	1- 0	HOME	1- 0	1- 0	6- 0				
2- 1	0- 1	0- 0	AWAY	0- 0	1- 0	1- 0				
1- 0	1- 0	0- 0	NEUTRAL	0- 0	0- 0	0- 0				
9- 8	2- 3	2- 2	CONFERENCE	2- 1	2- 1	1- 1				
5- 3	1- 1	1- 1	HOME	1- 0	1- 1	1- 0				
4- 4	1- 2	1- 1	AWAY	1- 0	1- 0	0- 1				
0- 1	0- 0	0- 0	NEUTRAL	0- 1	0- 0	0- 0				

RPI 1-25				RPI 26-50				Team's RPI: 32	RPI 51-100				RPI 101+			
RPI	S	Opponent	Score	RPI	S	Opponent	Score		RPI	S	Opponent	Score	RPI	S	Opponent	Score
4	A	South Carolina	51 61	26	A	Tennessee	60 80		56	H	Auburn	63 30	106	A	Wright St.	63 57
13	H	Kentucky	53 64	28	H	Mississippi St.	47 43		67	H	Georgia Tech	78 66	114	H	Mercer	57 44
15	N	BYU	66 58	34	H	Seton Hall	70 52		71	A	Vanderbilt	64 58	117	A	LSU	58 47
17	A	Texas A&M	62 73	45	A	Missouri	65 50		71	N	Vanderbilt	49 54	117	H	LSU	46 53
20	A	Florida	71 61	45	H	Missouri	48 54						138	H	Arkansas	72 57
20	H	Florida	74 63										154	A	Alabama	50 64
22	A	Michigan St.	45 66										172	H	Ole Miss	70 56
													196	H	Stetson	76 55
													209	H	Furman	77 39
													219	H	Cincinnati	60 42
													278	H	Tennessee Tech	81 48
													286	H	Kennesaw St.	89 34
													294	H	Ga. Southern	75 28
													297	A	CSUN	83 58
LAST 12 Division I GAMES:																
				71	N	Vanderbilt	49 54		117	A	LSU	58 47				
				297	A	CSUN	83 58		172	H	Ole Miss	70 56				
				26	A	Tennessee	60 80		45	A	Missouri	65 50				
				138	H	Arkansas	72 57		71	A	Vanderbilt	64 58				
				20	H	Florida	74 63		56	H	Auburn	63 30				
				4	A	South Carolina	51 61		117	H	LSU	46 53				

Non-Div I Games:

Georgia

■ Loss, 
 ■ Non-Conf, S Site, 
 ■ Home 
 ■ Away 
 N Neutral

Average RPI Win:	260	WON-LOST	WINNING	LAST 10	STRENGTH OF	OPP. STRENGTH	TEAM	ADJ.	CONF.	ADJ CONF.
Average RPI Loss:	167	RECORD	PCT. RANK	GAMES	SCHEDULE	OF SCHEDULE	RPI	RPI	RPI	RPI
DIV. I ONLY	10- 18	256	2- 8	250	241	271	271	15	15	
DIV. I NON-CONF.	5- 4	138	0- 0	307	343	232	232	14	14	
TOTALS	RPI 1-25	RPI 26-50	W-L RECORDS	RPI 51-100	RPI 101-150	RPI 150+				
10- 18	0- 0	0- 2	OVERALL	0- 1	1- 5	9- 10				
4- 10	0- 0	0- 1	HOME	0- 1	0- 3	4- 5				
5- 8	0- 0	0- 1	AWAY	0- 0	1- 2	4- 5				
1- 0	0- 0	0- 0	NEUTRAL	0- 0	0- 0	1- 0				
5- 4	0- 0	0- 0	NON-CONFERENCE	0- 1	0- 0	5- 3				
2- 2	0- 0	0- 0	HOME	0- 1	0- 0	2- 1				
2- 2	0- 0	0- 0	AWAY	0- 0	0- 0	2- 2				
1- 0	0- 0	0- 0	NEUTRAL	0- 0	0- 0	1- 0				
5- 14	0- 0	0- 2	CONFERENCE	0- 0	1- 5	4- 7				
2- 8	0- 0	0- 1	HOME	0- 0	0- 3	2- 4				
3- 6	0- 0	0- 1	AWAY	0- 0	1- 2	2- 3				
0- 0	0- 0	0- 0	NEUTRAL	0- 0	0- 0	0- 0				

RPI S	Opponent	Score	RPI S	Opponent	Score	RPI S	Opponent	Score	RPI S	Opponent	Score	Team's RPI: 271
40	A Arkansas St.	54 75	40	H Arkansas St.	64 85	76	H Charlotte	71 83	102	A Little Rock	32 59	
									102	H Little Rock	39 54	
									133	A La.-Lafayette	60 65	
									133	H La.-Lafayette	57 77	
									139	A UT Arlington	68 63	
									139	H UT Arlington	45 74	
									154	A Alabama	56 72	
									155	A Troy	78 89	
									155	H Troy	90 97	
									196	A Stetson	80 72	
									197	A South Ala.	45 83	
									197	H South Ala.	52 60	
									233	A Texas St.	71 80	
									233	H Texas St.	73 62	
									246	N Bethune-Cookman	68 61	
									266	A Appalachian St.	80 75	
									266	H Appalachian St.	69 72	
									277	H La.-Monroe	65 52	
									278	A Tennessee Tech	65 72	
									286	A Kennesaw St.	66 62	
									294	A Ga. Southern	61 60	
									294	H Ga. Southern	50 61	
									307	H Morehead St.	90 99	
									328	H North Florida	76 63	
									330	H Howard	65 58	
LAST 12 Division I GAMES:												
133	A La.-Lafayette	60 65	197	A South Ala.	45 83							
266	H Appalachian St.	69 72	139	H UT Arlington	45 74							
294	A Ga. Southern	61 60	233	H Texas St.	73 62							
40	H Arkansas St.	64 85	102	A Little Rock	32 59							
102	H Little Rock	39 54	40	A Arkansas St.	54 75							
155	A Troy	78 89	266	A Appalachian St.	80 75							

Non-Div I Games:

Georgia St.

■ Loss, 
 ■ Non-Conf, 
 ■ S Site, 
 ■ H Home 
 ■ A Away 
 N Neutral



Average RPI Win:	186	WON-LOST	WINNING	LAST 10	STRENGTH OF	OPP. STRENGTH	TEAM	ADJ.	CONF.	ADJ CONF.
Average RPI Loss:	36	RECORD	PCT. RANK	GAMES	SCHEDULE	OF SCHEDULE	RPI	RPI	RPI	RPI
DIV. I ONLY	19- 11	95	7- 3	55	75	67	67	4	4	
DIV. I NON-CONF.	10- 3	61	0- 0	124	301	72	72	5	5	
TOTALS	RPI 1-25	RPI 26-50	W-L RECORDS	RPI 51-100	RPI 101-150	RPI 150+				
19- 11	0- 5	1- 4	OVERALL	0- 1	8- 1	10- 0				
12- 4	0- 2	0- 1	HOME	0- 0	4- 1	8- 0				
5- 6	0- 3	1- 3	AWAY	0- 0	3- 0	1- 0				
2- 1	0- 0	0- 0	NEUTRAL	0- 1	1- 0	1- 0				
10- 3	0- 0	0- 2	NON-CONFERENCE	0- 1	2- 0	8- 0				
8- 0	0- 0	0- 0	HOME	0- 0	1- 0	7- 0				
1- 2	0- 0	0- 2	AWAY	0- 0	1- 0	0- 0				
1- 1	0- 0	0- 0	NEUTRAL	0- 1	0- 0	1- 0				
9- 8	0- 5	1- 2	CONFERENCE	0- 0	6- 1	2- 0				
4- 4	0- 2	0- 1	HOME	0- 0	3- 1	1- 0				
4- 4	0- 3	1- 1	AWAY	0- 0	2- 0	1- 0				
1- 0	0- 0	0- 0	NEUTRAL	0- 0	1- 0	0- 0				

RPI 1-25				RPI 26-50				RPI 51-100				Team's RPI: 67				RPI 101+			
RPI	S	Opponent	Score	RPI	S	Opponent	Score	RPI	S	Opponent	Score	RPI	S	Opponent	Score	RPI	S	Opponent	Score
1	A	Notre Dame	76 85	31	H	Miami (FL)	55 58	96	N	UNI	58 61	103	H	Virginia	67 78				
1	H	Notre Dame	42 54	32	A	Georgia	66 78					109	H	Samford	66 55				
12	A	Florida St.	69 75	41	A	Indiana	60 69					113	H	Boston College	62 56				
14	H	Louisville	65 78	46	A	North Carolina St.	57 65					115	A	IUPUI	60 50				
16	A	Syracuse	52 71	48	A	Duke	64 59					119	A	Virginia Tech	51 34				
																127	A	Pittsburgh	66 60
																137	H	Wake Forest	66 51
																137	N	Wake Forest	67 65
																147	H	North Carolina	80 73
																154	H	Alabama	70 58
																172	H	Loyola Chicago	84 77
																205	H	USC Upstate	87 46
																252	N	High Point	81 61
																255	A	Clemson	76 63
																255	H	Clemson	77 48
																260	H	Alabama St.	80 54
																280	H	Prairie View	96 48
																312	H	Southeastern La.	102 49
																337	H	St. Francis Brooklyn	89 51
LAST 12 Division I GAMES:																			
137	N	Wake Forest	67 65	16	A	Syracuse	52 71												
137	H	Wake Forest	66 51	119	A	Virginia Tech	51 34												
127	A	Pittsburgh	66 60	113	H	Boston College	62 56												
48	A	Duke	64 59	1	H	Notre Dame	42 54												
255	H	Clemson	77 48	255	A	Clemson	76 63												
31	H	Miami (FL)	55 58	103	H	Virginia	67 78												

Non-Div I Games:

Georgia Tech

■ Loss, 
 ■ Non-Conf, 
 ■ S Site, 
 ■ H Home 
 ■ A Away 
 N Neutral

## Gonzaga

Through Games Of March 3, 2016

Average RPI Win:	194	WON-LOST	WINNING	LAST 10	STRENGTH OF	OPP. STRENGTH	TEAM	ADJ.	CONF.	ADJ CONF.
Average RPI Loss:	75	RECORD	PCT. RANK	GAMES	SCHEDULE	OF SCHEDULE	RPI	RPI	RPI	RPI
DIV. I ONLY	18- 13	130	4- 6	85	94	108	108	9	9	
DIV. I NON-CONF.	8- 4	99	0- 0	154	87	120	120	9	9	
TOTALS	RPI 1-25	RPI 26-50	W-L RECORDS	RPI 51-100	RPI 101-150	RPI 150+				
18- 13	2- 2	0- 0	OVERALL	3- 9	1- 1	12- 1				
13- 4	2- 1	0- 0	HOME	2- 3	1- 0	8- 0				
5- 7	0- 1	0- 0	AWAY	1- 5	0- 0	4- 1				
0- 2	0- 0	0- 0	NEUTRAL	0- 1	0- 1	0- 0				
8- 4	1- 1	0- 0	NON-CONFERENCE	1- 2	1- 1	5- 0				
6- 2	1- 1	0- 0	HOME	0- 1	1- 0	4- 0				
2- 1	0- 0	0- 0	AWAY	1- 1	0- 0	1- 0				
0- 1	0- 0	0- 0	NEUTRAL	0- 0	0- 1	0- 0				
10- 9	1- 1	0- 0	CONFERENCE	2- 7	0- 0	7- 1				
7- 2	1- 0	0- 0	HOME	2- 2	0- 0	4- 0				
3- 6	0- 1	0- 0	AWAY	0- 4	0- 0	3- 1				
0- 1	0- 0	0- 0	NEUTRAL	0- 1	0- 0	0- 0				

RPI 1-25				RPI 26-50				RPI 51-100				RPI 101+ Team's RPI: 108			
RPI	S	Opponent	Score	RPI	S	Opponent	Score	RPI	S	Opponent	Score	RPI	S	Opponent	Score
7	H	Stanford	48 65					51	A	St. Mary's (CA)	47 66	147	N	North Carolina	62 67
15	A	BYU	54 58					51	H	St. Mary's (CA)	68 69	149	H	Montana St.	65 52
15	H	BYU	73 55					55	H	Southern California	56 60	174	A	Pacific	83 84
24	H	West Virginia	62 57					64	A	Santa Clara	64 71	174	H	Pacific	68 61
								64	H	Santa Clara	53 44	182	H	Eastern Wash.	78 56
								64	N	Santa Clara	58 59	239	H	Grand Canyon	70 44
								79	A	Dayton	57 47	241	A	Loyola Marymount	66 59
								83	A	San Diego	54 63	241	H	Loyola Marymount	83 68
								83	H	San Diego	57 58	245	H	Wyoming	61 57
								87	A	San Francisco	52 71	269	A	Pepperdine	74 57
								87	H	San Francisco	68 47	269	H	Pepperdine	56 39
								94	A	Washington St.	48 55	287	A	Portland	71 63
												287	H	Portland	86 51
												300	A	Colgate	80 50
												344	H	Air Force	88 35
LAST 12 Division I GAMES:															
64	N	Santa Clara	58 59	269	H	Pepperdine	56 39								
15	H	BYU	73 55	241	H	Loyola Marymount	83 68								
83	H	San Diego	57 58	87	A	San Francisco	52 71								
174	A	Pacific	83 84	64	A	Santa Clara	64 71								
51	A	St. Mary's (CA)	47 66	174	H	Pacific	68 61								
287	H	Portland	86 51	51	H	St. Mary's (CA)	68 69								

Non-Div I Games:

Gonzaga

■ Loss, 
■ Non-Conf, 
■ S Site, 
■ H Home 
■ A Away 
N Neutral

## Grambling

Through Games Of March 3, 2016

Average RPI Win:	298	WON-LOST	WINNING	LAST 10	STRENGTH OF	OPP. STRENGTH	TEAM	ADJ.	CONF.	ADJ CONF.
Average RPI Loss:	158	RECORD	PCT. RANK	GAMES	SCHEDULE	OF SCHEDULE	RPI	RPI	RPI	RPI
DIV. I ONLY	14- 12	150	8- 2	292	326	191	191	31	31	
DIV. I NON-CONF.	1- 8	320	0- 0	58	60	209	209	31	31	
TOTALS	RPI 1-25	RPI 26-50	W-L RECORDS	RPI 51-100	RPI 101-150	RPI 150+				
14- 12	0- 1	0- 2	OVERALL	0- 0	0- 2	14- 7				
7- 2	0- 0	0- 0	HOME	0- 0	0- 0	7- 2				
7- 10	0- 0	0- 0	AWAY	0- 0	0- 2	7- 2				
0- 0	0- 0	0- 0	NEUTRAL	0- 0	0- 0	0- 0				
1- 8	0- 1	0- 2	NON-CONFERENCE	0- 0	0- 2	1- 3				
0- 0	0- 0	0- 0	HOME	0- 0	0- 0	0- 0				
1- 8	0- 1	0- 2	AWAY	0- 0	0- 2	1- 3				
0- 0	0- 0	0- 0	NEUTRAL	0- 0	0- 0	0- 0				
13- 4	0- 0	0- 0	CONFERENCE	0- 0	0- 0	13- 4				
7- 2	0- 0	0- 0	HOME	0- 0	0- 0	7- 2				
6- 2	0- 0	0- 0	AWAY	0- 0	0- 0	6- 2				
0- 0	0- 0	0- 0	NEUTRAL	0- 0	0- 0	0- 0				

RPI 1-25				RPI 26-50				RPI 51-100				RPI 101+ Team's RPI: 191			
RPI	S	Opponent	Score	RPI	S	Opponent	Score	RPI	S	Opponent	Score	RPI	S	Opponent	Score
2	A	Baylor	42 96	28	A	Mississippi St.	43 107					120	A	Northwestern St.	62 71
				37	A	George Washington	58 85					146	A	Texas Tech	55 70
												154	A	Alabama	57 72
												164	A	Southern U.	68 80
												164	H	Southern U.	65 52
												179	A	Tulsa	51 79
												200	A	William & Mary	55 74
												248	A	Texas Southern	49 46
												248	H	Texas Southern	50 62
												260	H	Alabama St.	89 69
												280	A	Prairie View	51 44
												280	H	Prairie View	69 66
												291	A	Alcorn	85 76
												291	H	Alcorn	66 70
												303	A	Nicholls St.	69 65
												311	A	Jackson St.	79 58
												311	H	Jackson St.	75 61
												331	A	Ark.-Pine Bluff	68 83
												331	H	Ark.-Pine Bluff	67 49
												346	A	Alabama A&M	75 67
												346	H	Alabama A&M	75 56
												349	A	Mississippi Val.	65 52
												349	H	Mississippi Val.	79 55
LAST 12 Division I GAMES:															
346	A	Alabama A&M	75 67	291	H	Alcorn	66 70								
349	H	Mississippi Val.	79 55	164	H	Southern U.	65 52								
331	H	Ark.-Pine Bluff	67 49	349	A	Mississippi Val.	65 52								
311	H	Jackson St.	75 61	331	A	Ark.-Pine Bluff	68 83								
248	A	Texas Southern	49 46	311	A	Jackson St.	79 58								
280	A	Prairie View	51 44	248	H	Texas Southern	50 62								

Non-Div I Games: Southern-N.O. 73 61 LSU-Alexandria 106 50

Grambling

Loss, Non-Conf, S Site, H Home A Away N Neutral

## Grand Canyon

Through Games Of March 3, 2016

Average RPI Win:	271	WON-LOST	WINNING	LAST 10	STRENGTH OF	OPP. STRENGTH	TEAM	ADJ.	CONF.	ADJ CONF.
Average RPI Loss:	149	RECORD	PCT. RANK	GAMES	SCHEDULE	OF SCHEDULE	RPI	RPI	RPI	RPI
DIV. I ONLY	12- 14	196	6- 4	276	252	239	239	28	28	
DIV. I NON-CONF.	5- 8	209	0- 0	225	197	233	233	25	25	
TOTALS	RPI 1-25	RPI 26-50	W-L RECORDS	RPI 51-100	RPI 101-150	RPI 150+				
12- 14	0- 1	0- 0	OVERALL	0- 5	1- 2	11- 6				
4- 7	0- 0	0- 0	HOME	0- 2	1- 1	3- 4				
8- 3	0- 0	0- 0	AWAY	0- 0	0- 0	8- 0				
0- 4	0- 1	0- 0	NEUTRAL	0- 2	0- 0	0- 1				
5- 8	0- 1	0- 0	NON-CONFERENCE	0- 3	1- 2	4- 2				
2- 3	0- 0	0- 0	HOME	0- 1	1- 1	1- 1				
3- 1	0- 0	0- 0	AWAY	0- 0	0- 1	3- 0				
0- 4	0- 1	0- 0	NEUTRAL	0- 2	0- 0	0- 1				
7- 6	0- 0	0- 0	CONFERENCE	0- 2	0- 0	7- 4				
2- 4	0- 0	0- 0	HOME	0- 1	0- 0	2- 3				
5- 2	0- 0	0- 0	AWAY	0- 1	0- 0	5- 1				
0- 0	0- 0	0- 0	NEUTRAL	0- 0	0- 0	0- 0				

RPI 1-25				RPI 26-50				RPI 51-100				RPI 101+				Team's RPI: 239	
RPI	S	Opponent	Score	RPI	S	Opponent	Score	RPI	S	Opponent	Score	RPI	S	Opponent	Score		
24	N	West Virginia	50 68					54	H	UC Riverside	67 85	108	A	Gonzaga	44 70		
								55	N	Southern California	44 75	125	H	Hawaii	41 74		
								73	N	Abilene Christian	71 75	144	H	Oral Roberts	66 64		
								99	A	New Mexico St.	58 60	168	H	Northern Colo.	69 59		
								99	H	New Mexico St.	44 64	197	H	South Ala.	56 59		
												207	A	Utah Valley	61 53		
												211	A	UTRGV	28 52		
												211	H	UTRGV	66 68		
												216	A	CSU Bakersfield	61 51		
												216	H	CSU Bakersfield	67 76		
												265	A	Seattle	67 54		
												265	H	Seattle	60 53		
												301	A	UMKC	68 59		
												301	H	UMKC	57 63		
												315	N	Fairleigh Dickinson	68 74		
												326	A	North Dakota St.	76 67		
												335	A	UC Irvine	58 53		
												341	A	Chicago St.	65 60		
												341	H	Chicago St.	74 36		
												344	A	Air Force	73 39		
LAST 12 Division I GAMES:																	
216	H	CSU Bakersfield	67 76	265	A	Seattle	67 54										
341	A	Chicago St.	65 60	216	A	CSU Bakersfield	61 51										
301	A	UMKC	68 59	301	H	UMKC	57 63										
265	H	Seattle	60 53	341	H	Chicago St.	74 36										
211	H	UTRGV	66 68	207	A	Utah Valley	61 53										
99	H	New Mexico St.	44 64	99	A	New Mexico St.	58 60										

Non-Div I Games: Western St. 77 40 San Diego Christian 60 40 Arizona Christian 87 54

Grand Canyon

Loss, Non-Conf, S Site, H Home A Away N Neutral

Average RPI Win:	152	WON-LOST	WINNING	LAST 10	STRENGTH OF	OPP. STRENGTH	TEAM	ADJ.	CONF.	ADJ CONF.
Average RPI Loss:	123	RECORD	PCT. RANK	GAMES	SCHEDULE	OF SCHEDULE	RPI	RPI	RPI	RPI
DIV. I ONLY	26- 3	8	9- 1	82	101	19	19	14	14	
DIV. I NON-CONF.	10- 2	33	0- 0	78	12	22	22	16	16	
TOTALS	RPI 1-25	RPI 26-50	W-L RECORDS	RPI 51-100	RPI 101-150	RPI 150+				
26- 3	0- 0	0- 1	OVERALL	6- 0	11- 1	9- 1				
14- 1	0- 0	0- 0	HOME	5- 0	5- 0	4- 1				
11- 0	0- 0	0- 0	AWAY	0- 0	6- 0	5- 0				
1- 2	0- 0	0- 1	NEUTRAL	1- 0	0- 1	0- 0				
10- 2	0- 0	0- 1	NON-CONFERENCE	6- 0	1- 1	3- 0				
6- 0	0- 0	0- 0	HOME	5- 0	0- 0	1- 0				
3- 0	0- 0	0- 0	AWAY	0- 0	1- 0	2- 0				
1- 2	0- 0	0- 1	NEUTRAL	1- 0	0- 1	0- 0				
16- 1	0- 0	0- 0	CONFERENCE	0- 0	10- 0	6- 1				
8- 1	0- 0	0- 0	HOME	0- 0	5- 0	3- 1				
8- 0	0- 0	0- 0	AWAY	0- 0	5- 0	3- 0				
0- 0	0- 0	0- 0	NEUTRAL	0- 0	0- 0	0- 0				

RPI S	Opponent	Score	RPI S	Opponent	Score	RPI S	Opponent	Score	RPI S	Opponent	Score
50 N	Rutgers	43 54	60 H	South Dakota St.	58 57	103 N	Virginia	59 68			
			71 H	Vanderbilt	58 56	106 A	Wright St.	63 58			
			79 H	Dayton	68 52	106 H	Wright St.	70 55			
			80 N	Tulane	79 58	110 A	Drake	86 61			
			88 H	Belmont	66 62	129 A	Youngstown St.	68 60			
			93 H	Marquette	75 55	129 H	Youngstown St.	69 35			
						135 A	Northern Ky.	81 73			
						135 H	Northern Ky.	52 40			
						141 A	Milwaukee	63 42			
						141 H	Milwaukee	69 46			
						148 A	Detroit	74 58			
						148 H	Detroit	58 36			
						172 H	Loyola Chicago	65 51			
						186 A	Wisconsin	72 58			
						195 A	Butler	55 46			
						217 H	Oakland	56 58			
						227 A	Ill.-Chicago	58 40			
						227 H	Ill.-Chicago	64 22			
						253 A	Valparaiso	71 35			
						253 H	Valparaiso	81 42			
						272 A	Cleveland St.	66 45			
						272 H	Cleveland St.	71 53			
LAST 12 Division I GAMES:											
148 A	Detroit	74 58	129 H	Youngstown St.	69 35						
135 H	Northern Ky.	52 40	141 H	Milwaukee	69 46						
106 H	Wright St.	70 55	148 H	Detroit	58 36						
253 A	Valparaiso	71 35	217 H	Oakland	56 58						
227 A	Ill.-Chicago	58 40	106 A	Wright St.	63 58						
272 H	Cleveland St.	71 53	135 A	Northern Ky.	81 73						

Non-Div I Games:

Green Bay

■ Loss, 
 ■ Non-Conf, S Site, 
 ■ Home 
 ■ Away 
 N Neutral

Average RPI Win:	272	WON-LOST	WINNING	LAST 10	STRENGTH OF	OPP. STRENGTH	TEAM	ADJ.	CONF.	ADJ CONF.
Average RPI Loss:	152	RECORD	PCT. RANK	GAMES	SCHEDULE	OF SCHEDULE	RPI	RPI	RPI	RPI
DIV. I ONLY	13- 16	205	6- 4	193	293	201	201	32	32	
DIV. I NON-CONF.	2- 11	306	0- 0	9	74	159	159	30	30	
TOTALS	RPI 1-25	RPI 26-50	W-L RECORDS	RPI 51-100	RPI 101-150	RPI 150+				
13- 16	0- 2	0- 3	OVERALL	0- 3	1- 1	12- 7				
6- 5	0- 0	0- 1	HOME	0- 1	0- 0	6- 3				
5- 11	0- 2	0- 2	AWAY	0- 2	0- 1	5- 4				
2- 0	0- 0	0- 0	NEUTRAL	0- 0	1- 0	1- 0				
2- 11	0- 2	0- 3	NON-CONFERENCE	0- 3	1- 1	1- 2				
0- 3	0- 0	0- 1	HOME	0- 1	0- 0	0- 1				
0- 8	0- 2	0- 2	AWAY	0- 2	0- 1	0- 1				
2- 0	0- 0	0- 0	NEUTRAL	0- 0	1- 0	1- 0				
11- 5	0- 0	0- 0	CONFERENCE	0- 0	0- 0	11- 5				
6- 2	0- 0	0- 0	HOME	0- 0	0- 0	6- 2				
5- 3	0- 0	0- 0	AWAY	0- 0	0- 0	5- 3				
0- 0	0- 0	0- 0	NEUTRAL	0- 0	0- 0	0- 0				

RPI 1-25				RPI 26-50				RPI 51-100				RPI 101+ Team's RPI: 201			
RPI	S	Opponent	Score	RPI	S	Opponent	Score	RPI	S	Opponent	Score	RPI	S	Opponent	Score
4	A	South Carolina	48 86	30	A	UTEP	54 78	78	H	Drexel	36 57	116	A	Iowa St.	59 95
6	A	Texas	52 79	33	A	Princeton	55 79	81	A	Oregon	51 86	137	N	Wake Forest	47 42
				36	H	James Madison	56 68	94	A	Washington St.	61 68	196	A	Stetson	59 68
												208	N	Rhode Island	59 54
												215	A	N.C. A&T	55 52
												218	H	Lehigh	56 63
												244	A	Coppin St.	64 68
												246	H	Bethune-Cookman	60 45
												254	A	Morgan St.	65 51
												254	H	Morgan St.	60 47
												275	A	UMES	76 55
												290	H	Savannah St.	65 53
												296	H	Florida A&M	59 66
												309	H	South Carolina St.	63 50
												323	A	Delaware St.	63 54
												323	H	Delaware St.	81 89
												330	A	Howard	77 83
												330	H	Howard	77 48
												347	A	Norfolk St.	66 71
												347	H	Norfolk St.	73 62
												348	A	N.C. Central	76 42
LAST 12 Division I GAMES:															
347	A	Norfolk St.	66 71	330	A	Howard	77 83								
323	H	Delaware St.	81 89	275	A	UMES	76 55								
330	H	Howard	77 48	347	H	Norfolk St.	73 62								
323	A	Delaware St.	63 54	309	H	South Carolina St.	63 50								
244	A	Coppin St.	64 68	290	H	Savannah St.	65 53								
254	H	Morgan St.	60 47	348	A	N.C. Central	76 42								

Non-Div I Games:

Hampton

■ Loss, 
 ■ Non-Conf, 
 ■ S Site, 
 ■ Home 
 ■ A Away 
 N Neutral

## Hartford

Through Games Of March 3, 2016

Average RPI Win:	255	WON-LOST	WINNING	LAST 10	STRENGTH OF	OPP. STRENGTH	TEAM	ADJ.	CONF.	ADJ CONF.
Average RPI Loss:	127	RECORD	PCT. RANK	GAMES	SCHEDULE	OF SCHEDULE	RPI	RPI	RPI	RPI
DIV. I ONLY	11- 18	245	3- 7	131	195	206	206	16	16	
DIV. I NON-CONF.	4- 9	245	0- 0	108	130	208	208	18	18	
TOTALS	RPI 1-25	RPI 26-50	W-L RECORDS	RPI 51-100	RPI 101-150	RPI 150+				
11- 18	0- 1	0- 1	OVERALL	0- 7	0- 1	11- 8				
7- 6	0- 1	0- 0	HOME	0- 2	0- 0	7- 3				
4- 12	0- 0	0- 1	AWAY	0- 5	0- 1	4- 5				
0- 0	0- 0	0- 0	NEUTRAL	0- 0	0- 0	0- 0				
4- 9	0- 1	0- 1	NON-CONFERENCE	0- 3	0- 1	4- 3				
3- 2	0- 1	0- 0	HOME	0- 0	0- 0	3- 1				
1- 7	0- 0	0- 1	AWAY	0- 3	0- 1	1- 2				
0- 0	0- 0	0- 0	NEUTRAL	0- 0	0- 0	0- 0				
7- 9	0- 0	0- 0	CONFERENCE	0- 4	0- 0	7- 5				
4- 4	0- 0	0- 0	HOME	0- 2	0- 0	4- 2				
3- 5	0- 0	0- 0	AWAY	0- 2	0- 0	3- 3				
0- 0	0- 0	0- 0	NEUTRAL	0- 0	0- 0	0- 0				

RPI 1-25				RPI 26-50				RPI 51-100				RPI 101+				Team's RPI: 206
RPI	S	Opponent	Score	RPI	S	Opponent	Score	RPI	S	Opponent	Score	RPI	S	Opponent	Score	
8	H	Arizona St.	29 60	37	A	George Washington	51 82	52	A	Albany (NY)	39 84	113	A	Boston College	28 62	
								52	H	Albany (NY)	41 78	156	H	Cornell	53 50	
								63	A	FGCU	44 64	160	A	Stony Brook	35 58	
								69	A	Maine	43 61	160	H	Stony Brook	42 45	
								69	H	Maine	44 50	176	A	UMBC	51 58	
								72	A	Michigan	47 83	176	H	UMBC	65 57	
								82	A	Quinnipiac	69 71	199	A	Sacred Heart	68 67	
												213	A	Massachusetts	57 63	
												220	H	Dartmouth	36 43	
												232	A	Binghamton	41 39	
												232	H	Binghamton	47 53	
												237	A	New Hampshire	42 53	
												237	H	New Hampshire	48 44	
												262	A	Providence	50 69	
												276	H	Central Conn. St.	49 41	
												281	A	Vermont	51 47	
												281	H	Vermont	52 50	
												320	A	UMass Lowell	75 70	
												320	H	UMass Lowell	72 59	
												325	H	Lafayette	55 50	
LAST 12 Division I GAMES:																
				52	A	Albany (NY)	39 84	160	H	Stony Brook	42 45					
				69	H	Maine	44 50	320	A	UMass Lowell	75 70					
				237	A	New Hampshire	42 53	52	H	Albany (NY)	41 78					
				176	A	UMBC	51 58	69	A	Maine	43 61					
				281	H	Vermont	52 50	237	H	New Hampshire	48 44					
				232	A	Binghamton	41 39	176	H	UMBC	65 57					

Non-Div I Games:

Hartford

■ Loss, 
 ■ Non-Conf, 
 ■ S Site, 
 ■ H Home 
 ■ A Away 
 N Neutral

Average RPI Win:	194	WON-LOST	WINNING	LAST 10	STRENGTH OF	OPP. STRENGTH	TEAM	ADJ.	CONF.	ADJ CONF.
Average RPI Loss:	103	RECORD	PCT. RANK	GAMES	SCHEDULE	OF SCHEDULE	RPI	RPI	RPI	RPI
DIV. I ONLY	14- 11	141	8- 2	72	149	100	100	10	10	
DIV. I NON-CONF.	5- 8	209	0- 0	74	157	147	147	12	12	
TOTALS	RPI 1-25	RPI 26-50	W-L RECORDS	RPI 51-100	RPI 101-150	RPI 150+				
14- 11	0- 1	0- 3	OVERALL	1- 3	1- 0	12- 4				
6- 5	0- 0	0- 2	HOME	0- 2	0- 0	6- 1				
7- 6	0- 1	0- 1	AWAY	0- 1	1- 0	6- 3				
1- 0	0- 0	0- 0	NEUTRAL	1- 0	0- 0	0- 0				
5- 8	0- 1	0- 1	NON-CONFERENCE	1- 3	1- 0	3- 3				
2- 2	0- 0	0- 0	HOME	0- 2	0- 0	2- 0				
2- 6	0- 1	0- 1	AWAY	0- 1	1- 0	1- 3				
1- 0	0- 0	0- 0	NEUTRAL	1- 0	0- 0	0- 0				
9- 3	0- 0	0- 2	CONFERENCE	0- 0	0- 0	9- 1				
4- 3	0- 0	0- 2	HOME	0- 0	0- 0	4- 1				
5- 0	0- 0	0- 0	AWAY	0- 0	0- 0	5- 0				
0- 0	0- 0	0- 0	NEUTRAL	0- 0	0- 0	0- 0				

RPI 1-25				RPI 26-50				RPI 51-100 Team's RPI: 100				RPI 101+			
RPI	S	Opponent	Score	RPI	S	Opponent	Score	RPI	S	Opponent	Score	RPI	S	Opponent	Score
25	A	South Fla.	59 86	33	H	Princeton	83 92	63	A	FGCU	65 74	109	A	Samford	60 54
				35	H	Penn	48 68	69	H	Maine	53 64	156	A	Cornell	65 56
				49	A	Chattanooga	58 62	84	H	Eastern Mich.	81 85	156	H	Cornell	68 63
								98	N	Toledo	76 70	160	A	Stony Brook	63 64
												162	A	Yale	72 69
												162	H	Yale	65 63
												185	A	Fairfield	50 67
												208	A	Rhode Island	52 56
												210	A	Brown	87 79
												210	H	Brown	92 79
												213	H	Massachusetts	67 65
												220	A	Dartmouth	56 43
												220	H	Dartmouth	64 70
												225	A	Rice	67 61
												230	A	Columbia	69 66
												230	H	Columbia	84 54
												340	H	Boston U.	73 55
LAST 12 Division I GAMES:															
210	H	Brown	92 79	33	H	Princeton	83 92								
162	H	Yale	65 63	35	H	Penn	48 68								
156	H	Cornell	68 63	230	A	Columbia	69 66								
230	H	Columbia	84 54	156	A	Cornell	65 56								
162	A	Yale	72 69	220	H	Dartmouth	64 70								
210	A	Brown	87 79	220	A	Dartmouth	56 43								

Non-Div I Games:

Harvard



Average RPI Win:	244	WON-LOST	WINNING	LAST 10	STRENGTH OF	OPP. STRENGTH	TEAM	ADJ.	CONF.	ADJ CONF.
Average RPI Loss:	76	RECORD	PCT. RANK	GAMES	SCHEDULE	OF SCHEDULE	RPI	RPI	RPI	RPI
DIV. I ONLY	18- 10	90	8- 2	180	172	125	125	22	22	
DIV. I NON-CONF.	7- 6	156	0- 0	76	18	115	115	21	21	
TOTALS	RPI 1-25	RPI 26-50	W-L RECORDS	RPI 51-100	RPI 101-150	RPI 150+				
18- 10	0- 4	0- 1	OVERALL	0- 3	2- 0	16- 2				
8- 5	0- 2	0- 1	HOME	0- 2	1- 0	7- 0				
10- 3	0- 0	0- 0	AWAY	0- 1	1- 0	9- 2				
0- 2	0- 2	0- 0	NEUTRAL	0- 0	0- 0	0- 0				
7- 6	0- 4	0- 1	NON-CONFERENCE	0- 1	0- 0	7- 0				
2- 4	0- 2	0- 1	HOME	0- 1	0- 0	2- 0				
5- 0	0- 0	0- 0	AWAY	0- 0	0- 0	5- 0				
0- 2	0- 2	0- 0	NEUTRAL	0- 0	0- 0	0- 0				
11- 4	0- 0	0- 0	CONFERENCE	0- 2	2- 0	9- 2				
6- 1	0- 0	0- 0	HOME	0- 1	1- 0	5- 0				
5- 3	0- 0	0- 0	AWAY	0- 1	1- 0	4- 2				
0- 0	0- 0	0- 0	NEUTRAL	0- 0	0- 0	0- 0				

RPI 1-25				RPI 26-50				RPI 51-100				RPI 101+ Team's RPI: 125			
RPI	S	Opponent	Score	RPI	S	Opponent	Score	RPI	S	Opponent	Score	RPI	S	Opponent	Score
4	H	South Carolina	51 67	35	H	Penn	54 64	54	A	UC Riverside	77 81	131	A	Long Beach St.	67 55
8	H	Arizona St.	49 75					54	H	UC Riverside	74 77	131	H	Long Beach St.	60 42
15	N	BYU	56 67					94	H	Washington St.	52 62	169	A	Sacramento St.	74 72
17	N	Texas A&M	41 82									184	A	UC Davis	58 60
												184	H	UC Davis	70 50
												189	A	San Jose St.	76 73
												192	A	Cal Poly	64 58
												216	A	CSU Bakersfield	65 55
												216	H	CSU Bakersfield	74 60
												239	A	Grand Canyon	74 41
												241	H	Loyola Marymount	65 51
												267	A	UC Santa Barbara	63 62
												267	H	UC Santa Barbara	59 45
												297	A	CSUN	60 63
												297	H	CSUN	77 50
												306	A	Northern Ariz.	61 52
												335	A	UC Irvine	83 65
												335	H	UC Irvine	59 35
												342	A	Cal St. Fullerton	70 50
												342	H	Cal St. Fullerton	62 53
LAST 12 Division I GAMES:															
267	H	UC Santa Barbara	59 45	192	A	Cal Poly	64 58								
54	A	UC Riverside	77 81	335	H	UC Irvine	59 35								
342	A	Cal St. Fullerton	70 50	342	H	Cal St. Fullerton	62 53								
184	H	UC Davis	70 50	297	A	CSUN	60 63								
131	H	Long Beach St.	60 42	335	A	UC Irvine	83 65								
267	A	UC Santa Barbara	63 62	54	H	UC Riverside	74 77								

Non-Div I Games:

Hawaii

■ Loss, 
 ■ Non-Conf, S Site, 
 ■ Home 
 ■ Away 
 N Neutral

Average RPI Win:	273	WON-LOST	WINNING	LAST 10	STRENGTH OF	OPP. STRENGTH	TEAM	ADJ.	CONF.	ADJ CONF.
Average RPI Loss:	161	RECORD	PCT. RANK	GAMES	SCHEDULE	OF SCHEDULE	RPI	RPI	RPI	RPI
DIV. I ONLY	10- 17	248	5- 5	206	251	252	252	27	27	
DIV. I NON-CONF.	0- 8	338	0- 0	70	30	284	284	29	29	
TOTALS	RPI 1-25	RPI 26-50	W-L RECORDS	RPI 51-100	RPI 101-150	RPI 150+				
10- 17	0- 1	0- 1	OVERALL	0- 3	0- 3	10- 9				
5- 7	0- 0	0- 0	HOME	0- 1	0- 2	5- 4				
5- 8	0- 1	0- 1	AWAY	0- 1	0- 1	5- 4				
0- 2	0- 0	0- 0	NEUTRAL	0- 1	0- 0	0- 1				
0- 8	0- 1	0- 1	NON-CONFERENCE	0- 3	0- 0	0- 3				
0- 2	0- 0	0- 0	HOME	0- 1	0- 0	0- 1				
0- 4	0- 1	0- 1	AWAY	0- 1	0- 0	0- 1				
0- 2	0- 0	0- 0	NEUTRAL	0- 1	0- 0	0- 1				
10- 9	0- 0	0- 0	CONFERENCE	0- 0	0- 3	10- 6				
5- 5	0- 0	0- 0	HOME	0- 0	0- 2	5- 3				
5- 4	0- 0	0- 0	AWAY	0- 0	0- 1	5- 3				
0- 0	0- 0	0- 0	NEUTRAL	0- 0	0- 0	0- 0				

RPI 1-25				RPI 26-50				RPI 51-100				RPI 101+ Team's RPI: 252			
RPI	S	Opponent	Score	RPI	S	Opponent	Score	RPI	S	Opponent	Score	RPI	S	Opponent	Score
11	A	Maryland	50 105	46	A	North Carolina St.	48 89	67	N	Georgia Tech	61 81	121	A	Liberty	43 56
								75	H	VCU	39 69	121	H	Liberty	68 73
								86	A	Elon	69 80	136	H	UNC Asheville	81 82
												153	N	UAB	46 56
												181	H	Davidson	60 62
												187	A	Gardner-Webb	70 82
												187	H	Gardner-Webb	72 79
												190	A	Radford	56 54
												190	H	Radford	71 66
												226	A	Presbyterian	70 82
												226	H	Presbyterian	61 47
												264	A	Campbell	69 55
												264	H	Campbell	65 68
												283	A	Coastal Caro.	53 79
												283	H	Coastal Caro.	53 52
												293	A	Charleston So.	78 72
												293	H	Charleston So.	62 64
												308	A	UNCG	72 82
												317	A	Longwood	89 70
												317	H	Longwood	79 68
												324	A	Winthrop	74 67
												324	H	Winthrop	80 60
LAST 12 Division I GAMES:															
264	H	Campbell	65 68	283	A	Coastal Caro.	53 79								
293	A	Charleston So.	78 72	226	H	Presbyterian	61 47								
121	H	Liberty	68 73	121	A	Liberty	43 56								
324	H	Winthrop	80 60	190	A	Radford	56 54								
317	A	Longwood	89 70	136	H	UNC Asheville	81 82								
187	H	Gardner-Webb	72 79	324	A	Winthrop	74 67								

Non-Div I Games: Greensboro 82 49

High Point

■ Loss, 
 ■ Non-Conf, S Site, 
 ■ Home 
 ■ Away 
 N Neutral

## Hofstra

Through Games Of March 3, 2016

Average RPI Win:	204	WON-LOST	WINNING	LAST 10	STRENGTH OF	OPP. STRENGTH	TEAM	ADJ.	CONF.	ADJ CONF.
Average RPI Loss:	89	RECORD	PCT. RANK	GAMES	SCHEDULE	OF SCHEDULE	RPI	RPI	RPI	RPI
DIV. I ONLY	22- 7	44	7- 3	172	135	68	68	13	13	
DIV. I NON-CONF.	9- 2	37	0- 0	205	192	62	62	10	10	
TOTALS	RPI 1-25	RPI 26-50	W-L RECORDS	RPI 51-100	RPI 101-150	RPI 150+				
22- 7	0- 1	0- 2	OVERALL	2- 2	2- 0	18- 2				
12- 1	0- 0	0- 1	HOME	2- 0	2- 0	8- 0				
9- 5	0- 0	0- 1	AWAY	0- 2	0- 0	9- 2				
1- 1	0- 1	0- 0	NEUTRAL	0- 0	0- 0	1- 0				
9- 2	0- 1	0- 0	NON-CONFERENCE	0- 0	2- 0	7- 1				
4- 0	0- 0	0- 0	HOME	0- 0	2- 0	2- 0				
4- 1	0- 0	0- 0	AWAY	0- 0	0- 0	4- 1				
1- 1	0- 1	0- 0	NEUTRAL	0- 0	0- 0	1- 0				
13- 5	0- 0	0- 2	CONFERENCE	2- 2	0- 0	11- 1				
8- 1	0- 0	0- 1	HOME	2- 0	0- 0	6- 0				
5- 4	0- 0	0- 1	AWAY	0- 2	0- 0	5- 1				
0- 0	0- 0	0- 0	NEUTRAL	0- 0	0- 0	0- 0				

RPI 1-25				RPI 26-50				RPI 51-100				Team's RPI: 68	RPI 101+			
RPI	S	Opponent	Score	RPI	S	Opponent	Score	RPI	S	Opponent	Score		RPI	S	Opponent	Score
9	N	Oregon St.	50 73	36	A	James Madison	42 57	78	A	Drexel	64 67		111	H	Saint Joseph's	75 62
				36	H	James Madison	54 71	78	H	Drexel	61 54		126	H	Buffalo	79 36
								86	A	Elon	60 61		160	H	Stony Brook	71 66
								86	H	Elon	59 49		161	A	Northeastern	71 64
													161	H	Northeastern	75 50
													165	A	Delaware	47 54
													165	H	Delaware	58 49
													167	A	Marist	71 67
													185	A	Fairfield	67 53
													200	A	William & Mary	61 53
													200	H	William & Mary	75 45
													213	A	Massachusetts	56 57
													231	A	Col. of Charleston	62 58
													231	H	Col. of Charleston	66 54
													236	H	Navy	65 63
													270	A	UNCW	68 64
													270	H	UNCW	62 38
													274	A	American	60 51
													283	N	Coastal Caro.	82 40
													289	A	Towson	74 56
													289	H	Towson	64 60
													323	A	Delaware St.	66 49
LAST 12 Division I GAMES:																
				161	A	Northeastern	71 64					200	A	William & Mary	61 53	
				231	H	Col. of Charleston	66 54					289	A	Towson	74 56	
				78	H	Drexel	61 54					36	H	James Madison	54 71	
				165	A	Delaware	47 54					86	H	Elon	59 49	
				270	H	UNCW	62 38					78	A	Drexel	64 67	
				36	A	James Madison	42 57					289	H	Towson	64 60	

Non-Div I Games:

Hofstra

■ Loss, 
■ Non-Conf, S Site, 
■ Home 
■ Away 
N Neutral

## Holy Cross

Through Games Of March 3, 2016

Average RPI Win:	283	WON-LOST	WINNING	LAST 10	STRENGTH OF	OPP. STRENGTH	TEAM	ADJ.	CONF.	ADJ CONF.
Average RPI Loss:	163	RECORD	PCT. RANK	GAMES	SCHEDULE	OF SCHEDULE	RPI	RPI	RPI	RPI
DIV. I ONLY	13- 16	205	5- 5	289	257	251	251	25	25	
DIV. I NON-CONF.	3- 8	258	0- 0	291	164	315	315	27	27	
TOTALS	RPI 1-25	RPI 26-50	W-L RECORDS	RPI 51-100	RPI 101-150	RPI 150+				
13- 16	0- 0	0- 0	OVERALL	0- 5	0- 3	13- 8				
9- 5	0- 0	0- 0	HOME	0- 2	0- 0	9- 3				
4- 11	0- 0	0- 0	AWAY	0- 3	0- 3	4- 5				
0- 0	0- 0	0- 0	NEUTRAL	0- 0	0- 0	0- 0				
3- 8	0- 0	0- 0	NON-CONFERENCE	0- 1	0- 3	3- 4				
3- 2	0- 0	0- 0	HOME	0- 0	0- 0	3- 2				
0- 6	0- 0	0- 0	AWAY	0- 1	0- 3	0- 2				
0- 0	0- 0	0- 0	NEUTRAL	0- 0	0- 0	0- 0				
10- 8	0- 0	0- 0	CONFERENCE	0- 4	0- 0	10- 4				
6- 3	0- 0	0- 0	HOME	0- 2	0- 0	6- 1				
4- 5	0- 0	0- 0	AWAY	0- 2	0- 0	4- 3				
0- 0	0- 0	0- 0	NEUTRAL	0- 0	0- 0	0- 0				

RPI 1-25			RPI 26-50			RPI 51-100			RPI 101+			Team's RPI: 251
RPI	S	Opponent	Score	RPI	S	Opponent	Score	RPI	S	Opponent	Score	
								70	A	Army West Point	58	77
								70	H	Army West Point	49	80
								82	A	Quinnipiac	61	74
								91	A	Bucknell	64	74
								91	H	Bucknell	51	58

Non-Div I Games:

Holy Cross

■ Loss, 
 ■ Non-Conf, 
 ■ S Site, 
 ■ H Home 
 ■ A Away 
 N Neutral

Average RPI Win: <b>245</b>	WON-LOST	WINNING	LAST 10	STRENGTH OF	OPP. STRENGTH	TEAM	ADJ.	CONF.	ADJ CONF.
Average RPI Loss: <b>134</b>	RECORD	PCT. RANK	GAMES	SCHEDULE	OF SCHEDULE	RPI	RPI	RPI	RPI
DIV. I ONLY	6- 23	310	2- 8	187	106	282	282	8	8
DIV. I NON-CONF.	4- 7	222	0- 0	171	285	216	216	7	7
TOTALS	RPI 1-25	RPI 26-50	W-L RECORDS	RPI 51-100	RPI 101-150	RPI 150+			
6- 23	0- 2	0- 1	OVERALL	0- 5	1- 4	5- 11			
2- 11	0- 1	0- 0	HOME	0- 2	1- 2	1- 6			
4- 9	0- 1	0- 0	AWAY	0- 2	0- 1	4- 5			
0- 3	0- 0	0- 1	NEUTRAL	0- 1	0- 1	0- 0			
4- 7	0- 0	0- 1	NON-CONFERENCE	0- 1	1- 2	3- 3			
1- 3	0- 0	0- 0	HOME	0- 0	1- 1	0- 2			
3- 1	0- 0	0- 0	AWAY	0- 0	0- 0	3- 1			
0- 3	0- 0	0- 1	NEUTRAL	0- 1	0- 1	0- 0			
2- 16	0- 2	0- 0	CONFERENCE	0- 4	0- 2	2- 8			
1- 8	0- 1	0- 0	HOME	0- 2	0- 1	1- 4			
1- 8	0- 1	0- 0	AWAY	0- 2	0- 1	1- 4			
0- 0	0- 0	0- 0	NEUTRAL	0- 0	0- 0	0- 0			

RPI 1-25				RPI 26-50				RPI 51-100				RPI 101+ Team's RPI: 282			
RPI	S	Opponent	Score	RPI	S	Opponent	Score	RPI	S	Opponent	Score	RPI	S	Opponent	Score
3	H	UConn	37 <b>76</b>	37	N	George Washington	78 <b>82</b>	57	N	Iowa	50 <b>64</b>	104	A	Memphis	57 <b>74</b>
25	A	South Fla.	49 <b>73</b>					66	A	Temple	48 <b>78</b>	104	H	Memphis	64 <b>77</b>
								66	H	Temple	66 <b>75</b>	106	N	Wright St.	61 <b>75</b>
								80	A	Tulane	48 <b>70</b>	131	H	Long Beach St.	41 <b>47</b>
								80	H	Tulane	56 <b>59</b>	133	H	La.-Lafayette	52 51
												158	A	East Carolina	70 <b>76</b>
												158	H	East Carolina	59 <b>68</b>
												179	A	Tulsa	28 <b>44</b>
												179	H	Tulsa	62 <b>79</b>
												188	A	SMU	63 54
												188	H	SMU	48 <b>50</b>
												204	H	UNLV	60 <b>63</b>
												211	H	UTRGV	45 <b>55</b>
												219	A	Cincinnati	50 <b>56</b>
												219	H	Cincinnati	61 <b>67</b>
												225	A	Rice	62 59
												231	A	Col. of Charleston	48 <b>55</b>
												273	A	UCF	62 <b>65</b>
												273	H	UCF	64 55
												319	A	A&M-Corpus Christi	76 73
												329	A	Incarinate Word	67 51
LAST 12 Division I GAMES:															
104	H	Memphis	64 <b>77</b>	80	H	Tulane	56 <b>59</b>								
188	A	SMU	63 54	273	H	UCF	64 55								
273	A	UCF	62 <b>65</b>	219	A	Cincinnati	50 <b>56</b>								
219	H	Cincinnati	61 <b>67</b>	25	A	South Fla.	49 <b>73</b>								
158	H	East Carolina	59 <b>68</b>	66	A	Temple	48 <b>78</b>								
179	A	Tulsa	28 <b>44</b>	179	H	Tulsa	62 <b>79</b>								

Non-Div I Games:

Houston

■ Loss, 
 ■ Non-Conf, S Site, 
 ■ Home 
 ■ Away 
 N Neutral

## Houston Baptist

Through Games Of March 3, 2016

Average RPI Win:	293	WON-LOST	WINNING	LAST 10	STRENGTH OF	OPP. STRENGTH	TEAM	ADJ.	CONF.	ADJ CONF.
Average RPI Loss:	161	RECORD	PCT. RANK	GAMES	SCHEDULE	OF SCHEDULE	RPI	RPI	RPI	RPI
DIV. I ONLY	10- 14	225	5- 5	231	306	242	242	26	26	
DIV. I NON-CONF.	2- 5	253	0- 0	138	303	219	219	26	26	
TOTALS	RPI 1-25	RPI 26-50	W-L RECORDS	RPI 51-100	RPI 101-150	RPI 150+				
10- 14	0- 0	0- 1	OVERALL	0- 2	0- 3	10- 8				
5- 5	0- 0	0- 0	HOME	0- 1	0- 1	5- 3				
4- 9	0- 0	0- 1	AWAY	0- 1	0- 2	4- 5				
1- 0	0- 0	0- 0	NEUTRAL	0- 0	0- 0	1- 0				
2- 5	0- 0	0- 1	NON-CONFERENCE	0- 0	0- 1	2- 3				
0- 2	0- 0	0- 0	HOME	0- 0	0- 1	0- 1				
1- 3	0- 0	0- 1	AWAY	0- 0	0- 0	1- 2				
1- 0	0- 0	0- 0	NEUTRAL	0- 0	0- 0	1- 0				
8- 9	0- 0	0- 0	CONFERENCE	0- 2	0- 2	8- 5				
5- 3	0- 0	0- 0	HOME	0- 1	0- 0	5- 2				
3- 6	0- 0	0- 0	AWAY	0- 1	0- 2	3- 3				
0- 0	0- 0	0- 0	NEUTRAL	0- 0	0- 0	0- 0				

RPI 1-25				RPI 26-50				RPI 51-100				RPI 101+				Team's RPI: 242	
RPI	S	Opponent	Score	RPI	S	Opponent	Score	RPI	S	Opponent	Score	RPI	S	Opponent	Score		
				30	A	UTEP	63 98	73	A	Abilene Christian	60 77	107	A	Central Ark.	44 45		
								73	H	Abilene Christian	55 76	120	A	Northwestern St.	44 55		
												139	H	UT Arlington	40 64		
												151	H	McNeese St.	64 71		
												171	A	New Mexico	57 65		
												202	A	SFA	54 66		
												202	H	SFA	50 64		
												222	A	Sam Houston St.	70 78		
												222	H	Sam Houston St.	67 63		
												233	H	Texas St.	66 71		
												247	A	UTSA	50 79		
												248	A	Texas Southern	77 65		
												261	N	Omaha	64 51		
												287	A	Lamar	70 77		
												287	H	Lamar	77 66		
												303	H	Nicholls St.	80 71		
												312	H	Southeastern La.	64 56		
												319	A	A&M-Corpus Christi	73 59		
												319	H	A&M-Corpus Christi	55 51		
												329	A	Incarnate Word	62 61		
												332	A	New Orleans	71 51		
LAST 12 Division I GAMES:																	
				319	H	A&M-Corpus Christi	55 51	202	H	SFA	50 64						
				202	A	SFA	54 66	319	A	A&M-Corpus Christi	73 59						
				73	H	Abilene Christian	55 76	222	H	Sam Houston St.	67 63						
				329	A	Incarnate Word	62 61	73	A	Abilene Christian	60 77						
				222	A	Sam Houston St.	70 78	287	A	Lamar	70 77						
				287	H	Lamar	77 66	332	A	New Orleans	71 51						

Non-Div I Games: Trinity (TX) 60 46 Huston-Tillotson 96 65 Paul Quinn 95 42

Houston Baptist

Loss, Non-Conf, S Site, H Home A Away N Neutral

Average RPI Win:	269	WON-LOST	WINNING	LAST 10	STRENGTH OF	OPP. STRENGTH	TEAM	ADJ.	CONF.	ADJ CONF.
Average RPI Loss:	220	RECORD	PCT. RANK	GAMES	SCHEDULE	OF SCHEDULE	RPI	RPI	RPI	RPI
DIV. I ONLY	6- 23	310	3- 7	323	313	330	330	32	32	
DIV. I NON-CONF.	2- 11	306	0- 0	208	182	289	289	30	30	
TOTALS	RPI 1-25	RPI 26-50	W-L RECORDS	RPI 51-100	RPI 101-150	RPI 150+				
6- 23	0- 2	0- 0	OVERALL	0- 0	0- 4	6- 17				
2- 10	0- 0	0- 0	HOME	0- 0	0- 1	2- 9				
4- 12	0- 1	0- 0	AWAY	0- 0	0- 2	4- 8				
0- 1	0- 0	0- 0	NEUTRAL	0- 0	0- 1	0- 0				
2- 11	0- 2	0- 0	NON-CONFERENCE	0- 0	0- 4	2- 5				
1- 3	0- 0	0- 0	HOME	0- 0	0- 1	1- 2				
1- 7	0- 2	0- 0	AWAY	0- 0	0- 2	1- 3				
0- 1	0- 0	0- 0	NEUTRAL	0- 0	0- 1	0- 0				
4- 12	0- 0	0- 0	CONFERENCE	0- 0	0- 0	4- 12				
1- 7	0- 0	0- 0	HOME	0- 0	0- 0	1- 7				
3- 5	0- 0	0- 0	AWAY	0- 0	0- 0	3- 5				
0- 0	0- 0	0- 0	NEUTRAL	0- 0	0- 0	0- 0				

RPI 1-25				RPI 26-50				RPI 51-100				RPI 101+				Team's RPI: 330	
RPI	S	Opponent	Score	RPI	S	Opponent	Score	RPI	S	Opponent	Score	RPI	S	Opponent	Score		
16	A	Syracuse	48 97									112	A	Northwestern	49 89		
21	A	Duquesne	62 86									114	N	Mercer	53 70		
												118	A	Arizona	28 65		
												150	H	Old Dominion	64 83		
												156	A	Xavier	47 70		
												156	H	Cornell	76 74		
												201	A	Hampton	48 77		
												201	H	Hampton	83 77		
												215	A	N.C. A&T	70 88		
												227	A	Ill.-Chicago	48 75		
												244	A	Coppin St.	71 69		
												244	H	Coppin St.	67 83		
												246	H	Bethune-Cookman	77 81		
												254	A	Morgan St.	66 78		
												271	A	Georgia St.	58 65		
												275	A	UMES	59 62		
												275	H	UMES	57 79		
												279	H	La Salle	68 71		
												290	H	Savannah St.	64 69		
												296	H	Florida A&M	53 64		
												309	H	South Carolina St.	63 65		
												318	A	Mt. St. Mary's	62 49		
												323	A	Delaware St.	86 87		
												327	H	LIU Brooklyn	72 89		
												347	A	Norfolk St.	64 63		
												347	H	Norfolk St.	108 110		
LAST 12 Division I GAMES:																	
347	A	Norfolk St.	64 63	201	H	Hampton	83 77										
201	A	Hampton	48 77	347	H	Norfolk St.	108 110										
309	H	South Carolina St.	63 65	275	A	UMES	59 62										
290	H	Savannah St.	64 69	254	A	Morgan St.	66 78										
275	H	UMES	57 79	246	H	Bethune-Cookman	77 81										
244	A	Coppin St.	71 69	296	H	Florida A&M	53 64										

Non-Div I Games:

Howard

■ Loss, 
 ■ Non-Conf, 
 ■ S Site, 
 ■ Home 
 ■ A Away 
 N Neutral

H  
o  
w  
a  
r  
d

RPI S Opponent Score

Through Games Of March 3, 2016

RPI	S	Opponent	Score
348	A	N.C. Central	68 61

H  
o  
w  
a  
r  
d

Howard



Average RPI Win:	287	WON-LOST	WINNING	LAST 10	STRENGTH OF	OPP. STRENGTH	TEAM	ADJ.	CONF.	ADJ CONF.
Average RPI Loss:	158	RECORD	PCT. RANK	GAMES	SCHEDULE	OF SCHEDULE	RPI	RPI	RPI	RPI
DIV. I ONLY	5- 22	317	3- 7	177	236	316	316	18	18	
DIV. I NON-CONF.	2- 9	296	0- 0	179	274	301	301	19	19	
TOTALS	RPI 1-25	RPI 26-50	W-L RECORDS	RPI 51-100	RPI 101-150	RPI 150+				
5- 22	0- 0	0- 2	OVERALL	0- 4	1- 7	4- 9				
5- 8	0- 0	0- 1	HOME	0- 2	1- 2	4- 3				
0- 14	0- 0	0- 1	AWAY	0- 2	0- 5	0- 6				
0- 0	0- 0	0- 0	NEUTRAL	0- 0	0- 0	0- 0				
2- 9	0- 0	0- 2	NON-CONFERENCE	0- 0	0- 4	2- 3				
2- 3	0- 0	0- 1	HOME	0- 0	0- 1	2- 1				
0- 6	0- 0	0- 1	AWAY	0- 0	0- 3	0- 2				
0- 0	0- 0	0- 0	NEUTRAL	0- 0	0- 0	0- 0				
3- 13	0- 0	0- 0	CONFERENCE	0- 4	1- 3	2- 6				
3- 5	0- 0	0- 0	HOME	0- 2	1- 1	2- 2				
0- 8	0- 0	0- 0	AWAY	0- 2	0- 2	0- 4				
0- 0	0- 0	0- 0	NEUTRAL	0- 0	0- 0	0- 0				

RPI S	Opponent	Score	RPI S	Opponent	Score	RPI S	Opponent	Score	RPI S	Opponent	Score	Team's RPI: 316
41	H Indiana	72 79	59	A South Dakota	60 92	115	A IUPUI	52 63				
43	A Ohio	52 79	59	H South Dakota	63 90	115	H IUPUI	50 69				
			60	A South Dakota St.	64 92	135	A Northern Ky.	64 77				
			60	H South Dakota St.	42 61	141	A Milwaukee	60 73				
						142	H Western Mich.	48 70				
						144	A Oral Roberts	59 61				
						144	H Oral Roberts	54 48				
						148	A Detroit	63 64				
						185	A Fairfield	62 74				
						205	H USC Upstate	81 84				
						217	A Oakland	74 81				
						223	A Western Ill.	87 88				
						223	H Western Ill.	74 78				
						261	A Omaha	64 71				
						261	H Omaha	58 60				
						304	A Denver	50 53				
						304	H Denver	61 49				
						322	H Kent St.	86 68				
						326	A North Dakota St.	85 94				
						326	H North Dakota St.	85 69				
						341	H Chicago St.	62 51				
LAST 12 Division I GAMES:												
326	H North Dakota St.	85 69	223	A Western Ill.	87 88							
59	H South Dakota	63 90	304	H Denver	61 49							
115	A IUPUI	52 63	261	H Omaha	58 60							
144	H Oral Roberts	54 48	326	A North Dakota St.	85 94							
60	A South Dakota St.	64 92	59	A South Dakota	60 92							
261	A Omaha	64 71	144	A Oral Roberts	59 61							

Non-Div I Games: Trine 82 62 Grace (IN) 91 39

IPFW

Loss, Non-Conf, S Site, H Home A Away N Neutral

Average RPI Win: <b>220</b>	WON-LOST	WINNING	LAST 10	STRENGTH OF	OPP. STRENGTH	TEAM	ADJ.	CONF.	ADJ CONF.
Average RPI Loss: <b>138</b>	RECORD	PCT. RANK	GAMES	SCHEDULE	OF SCHEDULE	RPI	RPI	RPI	RPI
DIV. I ONLY	18- 9	76	7- 3	204	197	115	115	18	18
DIV. I NON-CONF.	7- 4	110	0- 0	161	148	105	105	19	19
TOTALS	RPI 1-25	RPI 26-50	W-L RECORDS	RPI 51-100	RPI 101-150	RPI 150+			
18- 9	0- 1	0- 0	OVERALL	4- 4	2- 1	12- 3			
9- 3	0- 0	0- 0	HOME	3- 2	0- 1	6- 0			
8- 6	0- 1	0- 0	AWAY	1- 2	2- 0	5- 3			
1- 0	0- 0	0- 0	NEUTRAL	0- 0	0- 0	1- 0			
7- 4	0- 1	0- 0	NON-CONFERENCE	3- 1	1- 0	3- 2			
3- 1	0- 0	0- 0	HOME	2- 1	0- 0	1- 0			
3- 3	0- 1	0- 0	AWAY	1- 0	1- 0	1- 2			
1- 0	0- 0	0- 0	NEUTRAL	0- 0	0- 0	1- 0			
11- 5	0- 0	0- 0	CONFERENCE	1- 3	1- 1	9- 1			
6- 2	0- 0	0- 0	HOME	1- 1	0- 1	5- 0			
5- 3	0- 0	0- 0	AWAY	0- 2	1- 0	4- 1			
0- 0	0- 0	0- 0	NEUTRAL	0- 0	0- 0	0- 0			

RPI 1-25				RPI 26-50				RPI 51-100				RPI 101+ Team's RPI: 115			
RPI	S	Opponent	Score	RPI	S	Opponent	Score	RPI	S	Opponent	Score	RPI	S	Opponent	Score
14	A	Louisville	61 <b>70</b>					59	A	South Dakota	59 <b>65</b>	143	A	SIUE	85 67
								59	H	South Dakota	63 <b>74</b>	144	A	Oral Roberts	57 54
								60	A	South Dakota St.	66 <b>68</b>	144	H	Oral Roberts	47 <b>52</b>
								60	H	South Dakota St.	63 60	202	N	SFA	62 55
								67	H	Georgia Tech	50 <b>60</b>	214	H	Indiana St.	68 43
								75	H	VCU	70 69	223	A	Western Ill.	68 60
								88	H	Belmont	62 59	223	H	Western Ill.	96 87
								93	A	Marquette	60 55	240	A	North Texas	67 <b>68</b>
												261	A	Omaha	54 <b>57</b>
												261	H	Omaha	75 59
												304	A	Denver	67 54
												304	H	Denver	81 75
												316	A	IPFW	69 50
												316	H	IPFW	63 52
												326	A	North Dakota St.	64 63
												326	H	North Dakota St.	67 44
												334	A	Evansville	68 62
												338	A	Eastern Ill.	71 <b>77</b>
LAST 12 Division I GAMES:															
59	H	South Dakota	63 <b>74</b>	223	H	Western Ill.	96 87								
60	H	South Dakota St.	63 60	144	A	Oral Roberts	57 54								
316	H	IPFW	63 52	304	H	Denver	81 75								
261	A	Omaha	54 <b>57</b>	59	A	South Dakota	59 <b>65</b>								
304	A	Denver	67 54	60	A	South Dakota St.	66 <b>68</b>								
326	A	North Dakota St.	64 63	326	H	North Dakota St.	67 44								

Non-Div I Games: Oakland City 104 30 Ind.-Southeast 99 50

IUPUI

Loss, Non-Conf, S Site, H Home A Away N Neutral

## Idaho

Through Games Of March 3, 2016

Average RPI Win:	233	WON-LOST	WINNING	LAST 10	STRENGTH OF	OPP. STRENGTH	TEAM	ADJ.	CONF.	ADJ CONF.
Average RPI Loss:	120	RECORD	PCT. RANK	GAMES	SCHEDULE	OF SCHEDULE	RPI	RPI	RPI	RPI
DIV. I ONLY	19- 8	64	8- 2	274	165	132	132	20	20	
DIV. I NON-CONF.	6- 4	125	0- 0	187	107	149	149	24	24	
TOTALS	RPI 1-25	RPI 26-50	W-L RECORDS	RPI 51-100	RPI 101-150	RPI 150+				
19- 8	0- 1	0- 1	OVERALL	0- 1	3- 2	16- 3				
11- 3	0- 0	0- 0	HOME	0- 1	1- 1	10- 1				
6- 4	0- 1	0- 0	AWAY	0- 0	1- 1	5- 2				
2- 1	0- 0	0- 1	NEUTRAL	0- 0	1- 0	1- 0				
6- 4	0- 1	0- 1	NON-CONFERENCE	0- 1	1- 1	5- 0				
4- 1	0- 0	0- 0	HOME	0- 1	0- 0	4- 0				
0- 2	0- 1	0- 0	AWAY	0- 0	0- 1	0- 0				
2- 1	0- 0	0- 1	NEUTRAL	0- 0	1- 0	1- 0				
13- 4	0- 0	0- 0	CONFERENCE	0- 0	2- 1	11- 3				
7- 2	0- 0	0- 0	HOME	0- 0	1- 1	6- 1				
6- 2	0- 0	0- 0	AWAY	0- 0	1- 0	5- 2				
0- 0	0- 0	0- 0	NEUTRAL	0- 0	0- 0	0- 0				

RPI 1-25				RPI 26-50				RPI 51-100				RPI 101+ Team's RPI: 132			
RPI	S	Opponent	Score	RPI	S	Opponent	Score	RPI	S	Opponent	Score	RPI	S	Opponent	Score
9	A	Oregon St.	44 69	48	N	Duke	68 74	73	H	Abilene Christian	59 71	105	A	North Dakota	65 59
												105	H	North Dakota	92 65
												116	N	Iowa St.	97 65
												146	A	Texas Tech	62 78
												149	H	Montana St.	59 62
												168	A	Northern Colo.	68 70
												168	H	Northern Colo.	66 56
												169	A	Sacramento St.	98 88
												169	H	Sacramento St.	107 60
												177	H	Montana	78 61
												182	A	Eastern Wash.	70 84
												182	H	Eastern Wash.	66 74
												198	A	Weber St.	77 70
												233	N	Texas St.	75 55
												245	H	Wyoming	61 57
												265	H	Seattle	64 60
												267	H	UC Santa Barbara	64 42
												297	H	CSUN	106 50
												306	A	Northern Ariz.	72 51
												306	H	Northern Ariz.	76 59
												314	A	Portland St.	94 65
												314	H	Portland St.	84 63
												333	A	Southern Utah	62 51
												333	H	Southern Utah	93 48
LAST 12 Division I GAMES:															
198	A	Weber St.	77 70	306	H	Northern Ariz.	76 59								
182	A	Eastern Wash.	70 84	333	H	Southern Utah	93 48								
169	H	Sacramento St.	107 60	314	A	Portland St.	94 65								
314	H	Portland St.	84 63	169	A	Sacramento St.	98 88								
105	A	North Dakota	65 59	149	H	Montana St.	59 62								
168	A	Northern Colo.	68 70	177	H	Montana	78 61								

Non-Div I Games: Carroll (MT) 75 47 Northwest Chrst. 71 48

Idaho

Loss, Non-Conf, S Site, H Home A Away N Neutral

Average RPI Win:	256	WON-LOST	WINNING	LAST 10	STRENGTH OF	OPP. STRENGTH	TEAM	ADJ.	CONF.	ADJ CONF.
Average RPI Loss:	145	RECORD	PCT. RANK	GAMES	SCHEDULE	OF SCHEDULE	RPI	RPI	RPI	RPI
DIV. I ONLY	12- 14	196	4- 5	279	177	212	212	20	20	
DIV. I NON-CONF.	5- 4	138	0- 1	96	139	84	84	24	24	
TOTALS	RPI 1-25	RPI 26-50	W-L RECORDS	RPI 51-100	RPI 101-150	RPI 150+				
12- 14	0- 1	0- 1	OVERALL	0- 0	0- 5	12- 7				
6- 4	0- 0	0- 0	HOME	0- 0	0- 1	6- 3				
5- 10	0- 1	0- 1	AWAY	0- 0	0- 4	5- 4				
1- 0	0- 0	0- 0	NEUTRAL	0- 0	0- 0	1- 0				
5- 4	0- 1	0- 1	NON-CONFERENCE	0- 0	0- 2	5- 0				
2- 0	0- 0	0- 0	HOME	0- 0	0- 0	2- 0				
2- 4	0- 1	0- 1	AWAY	0- 0	0- 2	2- 0				
1- 0	0- 0	0- 0	NEUTRAL	0- 0	0- 0	1- 0				
7- 10	0- 0	0- 0	CONFERENCE	0- 0	0- 3	7- 7				
4- 4	0- 0	0- 0	HOME	0- 0	0- 1	4- 3				
3- 6	0- 0	0- 0	AWAY	0- 0	0- 2	3- 4				
0- 0	0- 0	0- 0	NEUTRAL	0- 0	0- 0	0- 0				

RPI 1-25				RPI 26-50				RPI 51-100				RPI 101+ Team's RPI: 212			
RPI	S	Opponent	Score	RPI	S	Opponent	Score	RPI	S	Opponent	Score	RPI	S	Opponent	Score
22	A	Michigan St.	60 79	30	A	UTEP	54 67					105	A	North Dakota	42 45
												105	H	North Dakota	57 60
												112	A	Northwestern	36 72
												146	A	Texas Tech	64 79
												149	A	Montana St.	80 82
												152	A	Boise St.	80 77
												168	A	Northern Colo.	47 48
												168	H	Northern Colo.	59 61
												169	A	Sacramento St.	62 83
												169	H	Sacramento St.	59 68
												177	A	Montana	47 62
												182	H	Eastern Wash.	71 62
												198	A	Weber St.	58 57
												198	H	Weber St.	46 61
												207	A	Utah Valley	56 47
												229	H	Utah St.	81 67
												235	N	Southeast Mo. St.	65 64
												265	H	Seattle	83 67
												306	A	Northern Ariz.	62 63
												306	H	Northern Ariz.	71 61
												314	A	Portland St.	64 42
												314	H	Portland St.	71 70
												333	A	Southern Utah	71 67
												333	H	Southern Utah	64 47
LAST 12 Division I GAMES:															
				30	A	UTEP	54 67					169	A	Sacramento St.	62 83
				182	H	Eastern Wash.	71 62					314	A	Portland St.	64 42
				149	A	Montana St.	80 82					168	H	Northern Colo.	59 61
				177	A	Montana	47 62					105	H	North Dakota	57 60
				333	H	Southern Utah	64 47					306	A	Northern Ariz.	62 63
				306	H	Northern Ariz.	71 61					333	A	Southern Utah	71 67

Non-Div I Games: Colo. Christian 82 56 Montana Tech 82 55

Idaho St.

Loss, Non-Conf, S Site, H Home A Away N Neutral

## Ill.-Chicago

Through Games Of March 3, 2016

Average RPI Win:	268	WON-LOST	WINNING	LAST 10	STRENGTH OF	OPP. STRENGTH	TEAM	ADJ.	CONF.	ADJ CONF.
Average RPI Loss:	130	RECORD	PCT. RANK	GAMES	SCHEDULE	OF SCHEDULE	RPI	RPI	RPI	RPI
DIV. I ONLY	12- 16	216	3- 7	243	188	227	227	14	14	
DIV. I NON-CONF.	9- 2	37	0- 0	342	302	168	168	16	16	
TOTALS	RPI 1-25	RPI 26-50	W-L RECORDS	RPI 51-100	RPI 101-150	RPI 150+				
12- 16	0- 2	0- 0	OVERALL	1- 2	1- 9	10- 3				
5- 8	0- 1	0- 0	HOME	1- 1	0- 5	4- 1				
7- 8	0- 1	0- 0	AWAY	0- 1	1- 4	6- 2				
0- 0	0- 0	0- 0	NEUTRAL	0- 0	0- 0	0- 0				
9- 2	0- 0	0- 0	NON-CONFERENCE	1- 2	0- 0	8- 0				
4- 1	0- 0	0- 0	HOME	1- 1	0- 0	3- 0				
5- 1	0- 0	0- 0	AWAY	0- 1	0- 0	5- 0				
0- 0	0- 0	0- 0	NEUTRAL	0- 0	0- 0	0- 0				
3- 14	0- 2	0- 0	CONFERENCE	0- 0	1- 9	2- 3				
1- 7	0- 1	0- 0	HOME	0- 0	0- 5	1- 1				
2- 7	0- 1	0- 0	AWAY	0- 0	1- 4	1- 2				
0- 0	0- 0	0- 0	NEUTRAL	0- 0	0- 0	0- 0				

RPI 1-25				RPI 26-50				RPI 51-100				RPI 101+ Team's RPI: 227			
RPI	S	Opponent	Score	RPI	S	Opponent	Score	RPI	S	Opponent	Score	RPI	S	Opponent	Score
19	A	Green Bay	22 64					61	A	Purdue	51 62	106	A	Wright St.	62 73
19	H	Green Bay	40 58					74	H	Central Mich.	66 63	106	H	Wright St.	72 80
								98	H	Toledo	51 60	129	A	Youngstown St.	41 62
												129	H	Youngstown St.	64 69
												135	A	Northern Ky.	53 55
												135	H	Northern Ky.	61 72
												141	A	Milwaukee	53 54
												141	H	Milwaukee	56 62
												148	A	Detroit	65 51
												148	H	Detroit	80 89
												217	A	Oakland	73 78
												217	H	Oakland	76 78
												223	A	Western Ill.	78 70
												253	A	Valparaiso	54 50
												272	A	Cleveland St.	69 72
												272	H	Cleveland St.	80 62
												302	A	Bradley	66 56
												304	A	Denver	56 46
												313	A	Illinois St.	74 65
												321	H	Nevada	70 55
												330	H	Howard	75 48
												338	H	Eastern Ill.	66 54
												341	A	Chicago St.	51 47
LAST 12 Division I GAMES:															
129	A	Youngstown St.	41 62	106	H	Wright St.	72 80								
272	A	Cleveland St.	69 72	135	H	Northern Ky.	61 72								
141	H	Milwaukee	56 62	253	A	Valparaiso	54 50								
19	H	Green Bay	40 58	272	H	Cleveland St.	80 62								
217	A	Oakland	73 78	129	H	Youngstown St.	64 69								
148	A	Detroit	65 51	19	A	Green Bay	22 64								

Non-Div I Games:

Ill.-Chicago

■ Loss, 
 ■ Non-Conf, S Site, 
 ■ Home 
 ■ Away 
 N Neutral

# Illinois

Through Games Of March 3, 2016

Average RPI Win:	171	WON-LOST	WINNING	LAST 10	STRENGTH OF	OPP. STRENGTH	TEAM	ADJ.	CONF.	ADJ CONF.
Average RPI Loss:	60	RECORD	PCT. RANK	GAMES	SCHEDULE	OF SCHEDULE	RPI	RPI	RPI	RPI
DIV. I ONLY	9- 21	280	1- 9	16	53	175	175	5	5	
DIV. I NON-CONF.	7- 4	110	0- 0	12	238	82	82	4	4	
TOTALS	RPI 1-25	RPI 26-50	W-L RECORDS	RPI 51-100	RPI 101-150	RPI 150+				
9- 21	0- 4	1- 6	OVERALL	1- 7	2- 4	5- 0				
8- 10	0- 3	1- 3	HOME	1- 2	2- 2	4- 0				
1- 10	0- 1	0- 3	AWAY	0- 5	0- 1	1- 0				
0- 1	0- 0	0- 0	NEUTRAL	0- 0	0- 1	0- 0				
7- 4	0- 0	1- 2	NON-CONFERENCE	1- 1	2- 1	3- 0				
7- 2	0- 0	1- 1	HOME	1- 1	2- 0	3- 0				
0- 2	0- 0	0- 1	AWAY	0- 0	0- 1	0- 0				
0- 0	0- 0	0- 0	NEUTRAL	0- 0	0- 0	0- 0				
2- 17	0- 4	0- 4	CONFERENCE	0- 6	0- 3	2- 0				
1- 8	0- 3	0- 2	HOME	0- 1	0- 2	1- 0				
1- 8	0- 1	0- 2	AWAY	0- 5	0- 0	1- 0				
0- 1	0- 0	0- 0	NEUTRAL	0- 0	0- 1	0- 0				

RPI 1-25				RPI 26-50				RPI 51-100				RPI 101+ Team's RPI: 175			
RPI	S	Opponent	Score	RPI	S	Opponent	Score	RPI	S	Opponent	Score	RPI	S	Opponent	Score
5	A	Ohio St.	74 117	31	A	Miami (FL)	64 73	57	A	Iowa	56 61	101	H	UT Martin	94 74
5	H	Ohio St.	70 80	37	H	George Washington	57 70	59	H	South Dakota	76 85	104	A	Memphis	75 81
11	H	Maryland	63 79	41	A	Indiana	66 68	61	A	Purdue	65 69	112	H	Northwestern	59 69
22	H	Michigan St.	43 71	41	H	Indiana	68 80	72	A	Michigan	83 96	128	H	Penn St.	56 65
				43	H	Ohio	62 53	74	H	Central Mich.	74 69	128	N	Penn St.	66 75
				50	A	Rutgers	54 67	77	A	Minnesota	77 82	134	H	Southern Ill.	78 64
				50	H	Rutgers	56 63	77	H	Minnesota	75 106	186	A	Wisconsin	76 56
								97	A	Nebraska	57 73	186	H	Wisconsin	71 65
												218	H	Lehigh	76 67
												258	H	Tennessee St.	98 43
												341	H	Chicago St.	67 36
LAST 12 Division I GAMES:															
128	N	Penn St.	66 75	41	H	Indiana	68 80	72	A	Michigan	83 96	5	H	Ohio St.	70 80
57	A	Iowa	56 61	72	A	Michigan	83 96	112	H	Northwestern	59 69	77	A	Minnesota	77 82
22	H	Michigan St.	43 71	5	H	Ohio St.	70 80	128	H	Penn St.	56 65				
5	A	Ohio St.	74 117												
186	A	Wisconsin	76 56												
50	H	Rutgers	56 63												

Non-Div I Games:

Illinois

Loss, Non-Conf, S Site, H Home A Away N Neutral

Average RPI Win:	<b>298</b>	WON-LOST	WINNING	LAST 10	STRENGTH OF	OPP. STRENGTH	TEAM	ADJ.	CONF.	ADJ CONF.
Average RPI Loss:	<b>171</b>	RECORD	PCT. RANK	GAMES	SCHEDULE	OF SCHEDULE	RPI	RPI	RPI	RPI
DIV. I ONLY	<b>8- 20</b>	<b>285</b>	<b>4- 6</b>	<b>302</b>	<b>224</b>	<b>313</b>	<b>313</b>	<b>21</b>	<b>21</b>	
DIV. I NON-CONF.	<b>2- 9</b>	<b>296</b>	<b>0- 0</b>	<b>304</b>	<b>263</b>	<b>341</b>	<b>341</b>	<b>17</b>	<b>17</b>	
TOTALS	RPI 1-25	RPI 26-50	W-L RECORDS	RPI 51-100	RPI 101-150	RPI 150+				
8- 20	0- 1	0- 0	OVERALL	0- 3	0- 5	8- 11				
6- 8	0- 0	0- 0	HOME	0- 2	0- 3	6- 3				
2- 10	0- 1	0- 0	AWAY	0- 1	0- 2	2- 6				
0- 2	0- 0	0- 0	NEUTRAL	0- 0	0- 0	0- 2				
2- 9	0- 1	0- 0	NON-CONFERENCE	0- 0	0- 1	2- 7				
2- 3	0- 0	0- 0	HOME	0- 0	0- 1	2- 2				
0- 4	0- 1	0- 0	AWAY	0- 0	0- 0	0- 3				
0- 2	0- 0	0- 0	NEUTRAL	0- 0	0- 0	0- 2				
6- 11	0- 0	0- 0	CONFERENCE	0- 3	0- 4	6- 4				
4- 5	0- 0	0- 0	HOME	0- 2	0- 2	4- 1				
2- 6	0- 0	0- 0	AWAY	0- 1	0- 2	2- 3				
0- 0	0- 0	0- 0	NEUTRAL	0- 0	0- 0	0- 0				

RPI 1-25				RPI 26-50				RPI 51-100				RPI 101+ Team's RPI: 313			
RPI	S	Opponent	Score	RPI	S	Opponent	Score	RPI	S	Opponent	Score	RPI	S	Opponent	Score
18	A	DePaul	41 <b>89</b>					92	H	Missouri St.	51 <b>73</b>	110	A	Drake	41 <b>76</b>
								96	A	UNI	51 <b>65</b>	110	H	Drake	58 <b>98</b>
								96	H	UNI	35 <b>61</b>	134	A	Southern Ill.	71 <b>76</b>
												134	H	Southern Ill.	55 <b>68</b>
												143	H	SIUE	57 <b>65</b>
												162	A	Yale	47 <b>60</b>
												172	A	Loyola Chicago	61 <b>73</b>
												172	H	Loyola Chicago	41 <b>57</b>
												214	A	Indiana St.	56 <b>63</b>
												214	H	Indiana St.	73 62
												223	H	Western Ill.	64 <b>79</b>
												227	H	Ill.-Chicago	65 <b>74</b>
												247	A	UTSA	51 <b>77</b>
												249	N	Northern Ill.	59 <b>68</b>
												256	A	Bowling Green	52 <b>70</b>
												259	H	Murray St.	81 76
												261	N	Omaha	56 <b>60</b>
												298	A	Wichita St.	53 49
												298	H	Wichita St.	70 49
												302	A	Bradley	38 <b>52</b>
												302	H	Bradley	54 49
												334	A	Evansville	64 57
												334	H	Evansville	65 59
												341	H	Chicago St.	57 53
LAST 12 Division I GAMES:															
298	A	Wichita St.	53 49	110	H	Drake	58 <b>98</b>								
334	H	Evansville	65 59	214	H	Indiana St.	73 62								
134	H	Southern Ill.	55 <b>68</b>	134	A	Southern Ill.	71 <b>76</b>								
302	A	Bradley	38 <b>52</b>	334	A	Evansville	64 57								
172	A	Loyola Chicago	61 <b>73</b>	172	H	Loyola Chicago	41 <b>57</b>								
96	H	UNI	35 <b>61</b>	302	H	Bradley	54 49								

Non-Div I Games:

Illinois St.

■ Loss, 
■ Non-Conf, 
■ S Site, 
■ H Home 
■ A Away 
N Neutral

Incarnate Word

Through Games Of March 3, 2016

Average RPI Win:	255	WON-LOST	WINNING	LAST 10	STRENGTH OF	OPP. STRENGTH	TEAM	ADJ.	CONF.	ADJ CONF.
Average RPI Loss:	204	RECORD	PCT. RANK	GAMES	SCHEDULE	OF SCHEDULE	RPI	RPI	RPI	RPI
DIV. I ONLY	3- 21	336	1- 9	259	307	329	329	26	26	
DIV. I NON-CONF.	0- 7	338	0- 0	186	273	334	334	26	26	
TOTALS	RPI 1-25	RPI 26-50	W-L RECORDS	RPI 51-100	RPI 101-150	RPI 150+				
3- 21	0- 0	0- 1	OVERALL	0- 3	0- 3	3- 14				
0- 12	0- 0	0- 0	HOME	0- 1	0- 2	0- 9				
3- 9	0- 0	0- 1	AWAY	0- 2	0- 1	3- 5				
0- 0	0- 0	0- 0	NEUTRAL	0- 0	0- 0	0- 0				
0- 7	0- 0	0- 1	NON-CONFERENCE	0- 1	0- 1	0- 4				
0- 3	0- 0	0- 0	HOME	0- 0	0- 0	0- 3				
0- 4	0- 0	0- 1	AWAY	0- 1	0- 1	0- 1				
0- 0	0- 0	0- 0	NEUTRAL	0- 0	0- 0	0- 0				
3- 14	0- 0	0- 0	CONFERENCE	0- 2	0- 2	3- 10				
0- 9	0- 0	0- 0	HOME	0- 1	0- 2	0- 6				
3- 5	0- 0	0- 0	AWAY	0- 1	0- 0	3- 4				
0- 0	0- 0	0- 0	NEUTRAL	0- 0	0- 0	0- 0				

RPI S	Opponent	Score	RPI S	Opponent	Score	RPI S	Opponent	Score	RPI S	Opponent	Score
42	A Colorado St.	37 60	61	A Purdue	27 95	107	H Central Ark.	57 76			
			73	A Abilene Christian	58 66	120	H Northwestern St.	48 53			
			73	H Abilene Christian	71 86	146	A Texas Tech	55 70			
						151	A McNeese St.	68 55			
						202	A SFA	62 74			
						202	H SFA	66 82			
						211	A UTRGV	47 60			
						211	H UTRGV	50 68			
						222	H Sam Houston St.	60 65			
						240	H North Texas	55 62			
						242	H Houston Baptist	61 62			
						282	H Houston	51 67			
						287	A Lamar	49 59			
						287	H Lamar	61 67			
						303	A Nicholls St.	63 61			
						303	H Nicholls St.	64 66			
						312	A Southeastern La.	70 66			
						319	A A&M-Corpus Christi	55 69			
						319	H A&M-Corpus Christi	56 57			
						332	A New Orleans	49 55			
LAST 12 Division I GAMES:											
73	A Abilene Christian	58 66	202	A SFA	62 74						
287	H Lamar	61 67	287	A Lamar	49 59						
202	H SFA	66 82	303	A Nicholls St.	63 61						
319	A A&M-Corpus Christi	55 69	303	H Nicholls St.	64 66						
242	H Houston Baptist	61 62	319	H A&M-Corpus Christi	56 57						
107	H Central Ark.	57 76	73	H Abilene Christian	71 86						

Non-Div I Games: LSU-Alexandria 96 59 Howard Payne 78 65 Sul Ross St. 54 35 Trinity (TX) 55 61 Incarnate Word

Loss, Non-Conf, S Site, H Home A Away N Neutral



## Indiana

Through Games Of March 3, 2016

Average RPI Win: 135		WON-LOST	WINNING	LAST 10	STRENGTH OF	OPP. STRENGTH	TEAM	ADJ.	CONF.	ADJ CONF.
Average RPI Loss: 51		RECORD	PCT. RANK	GAMES	SCHEDULE	OF SCHEDULE	RPI	RPI	RPI	RPI
DIV. I ONLY		20- 10	76	8- 2	56	25	41	41	5	5
DIV. I NON-CONF.		8- 4	99	0- 0	50	62	60	60	4	4
TOTALS		RPI 1-25	RPI 26-50		W-L RECORDS		RPI 51-100	RPI 101-150	RPI 150+	
20- 10	1- 4	2- 2		OVERALL		6- 3	3- 0	8- 1		
14- 0	1- 0	2- 0		HOME		5- 0	2- 0	4- 0		
5- 7	0- 3	0- 0		AWAY		1- 3	1- 0	3- 1		
1- 3	0- 1	0- 2		NEUTRAL		0- 0	0- 0	1- 0		
8- 4	0- 2	1- 2		NON-CONFERENCE		1- 0	1- 0	5- 0		
5- 0	0- 0	1- 0		HOME		1- 0	1- 0	2- 0		
2- 1	0- 1	0- 0		AWAY		0- 0	0- 0	2- 0		
1- 3	0- 1	0- 2		NEUTRAL		0- 0	0- 0	1- 0		
12- 6	1- 2	1- 0		CONFERENCE		5- 3	2- 0	3- 1		
9- 0	1- 0	1- 0		HOME		4- 0	1- 0	2- 0		
3- 6	0- 2	0- 0		AWAY		1- 3	1- 0	1- 1		
0- 0	0- 0	0- 0		NEUTRAL		0- 0	0- 0	0- 0		

RPI 1-25				RPI 26-50				Team's RPI: 41				RPI 51-100				RPI 101+			
RPI	S	Opponent	Score	RPI	S	Opponent	Score	RPI	S	Opponent	Score	RPI	S	Opponent	Score	RPI	S	Opponent	Score
5	A	Ohio St.	70 97	31	N	Miami (FL)	75 89	57	A	Iowa	73 76	109	H	Samford	65 56				
11	A	Maryland	63 86	43	N	Ohio	56 63	57	H	Iowa	79 74	112	A	Northwestern	91 84				
18	A	DePaul	69 84	49	H	Chattanooga	54 43	61	A	Purdue	53 63	128	H	Penn St.	76 55				
22	H	Michigan St.	81 65	50	H	Rutgers	64 48	67	H	Georgia Tech	69 60	162	H	Yale	76 60				
24	N	West Virginia	64 75					72	H	Michigan	77 69	175	A	Illinois	80 68				
								77	A	Minnesota	76 78	175	H	Illinois	68 66				
								77	H	Minnesota	93 79	186	A	Wisconsin	69 73				
								97	A	Nebraska	79 68	186	H	Wisconsin	67 57				
								97	H	Nebraska	59 47	214	A	Indiana St.	53 50				
												258	H	Tennessee St.	88 56				
												268	N	Austin Peay	90 58				
												316	A	IPFW	79 72				
LAST 12 Division I GAMES:																			
128	H	Penn St.	76 55	97	H	Nebraska	59 47												
97	A	Nebraska	79 68	57	H	Iowa	79 74												
57	A	Iowa	73 76	11	A	Maryland	63 86												
77	H	Minnesota	93 79	50	H	Rutgers	64 48												
186	H	Wisconsin	67 57	112	A	Northwestern	91 84												
175	A	Illinois	80 68	175	H	Illinois	68 66												

Non-Div I Games:

Indiana

■ Loss, 
 ■ Non-Conf, S Site, 
 ■ Home 
 ■ Away 
 N Neutral

Average RPI Win:	258	WON-LOST	WINNING	LAST 10	STRENGTH OF	OPP. STRENGTH	TEAM	ADJ.	CONF.	ADJ CONF.
Average RPI Loss:	130	RECORD	PCT. RANK	GAMES	SCHEDULE	OF SCHEDULE	RPI	RPI	RPI	RPI
DIV. I ONLY	13- 15	192	5- 5	218	211	214	214	21	21	
DIV. I NON-CONF.	4- 7	222	0- 0	196	210	227	227	17	17	
TOTALS	RPI 1-25	RPI 26-50	W-L RECORDS	RPI 51-100	RPI 101-150	RPI 150+				
13- 15	0- 0	0- 1	OVERALL	0- 6	1- 5	12- 3				
8- 6	0- 0	0- 1	HOME	0- 3	1- 1	7- 1				
5- 8	0- 0	0- 0	AWAY	0- 3	0- 4	5- 1				
0- 1	0- 0	0- 0	NEUTRAL	0- 0	0- 0	0- 1				
4- 7	0- 0	0- 1	NON-CONFERENCE	0- 2	0- 2	4- 2				
2- 3	0- 0	0- 1	HOME	0- 1	0- 0	2- 1				
2- 3	0- 0	0- 0	AWAY	0- 1	0- 2	2- 0				
0- 1	0- 0	0- 0	NEUTRAL	0- 0	0- 0	0- 1				
9- 8	0- 0	0- 0	CONFERENCE	0- 4	1- 3	8- 1				
6- 3	0- 0	0- 0	HOME	0- 2	1- 1	5- 0				
3- 5	0- 0	0- 0	AWAY	0- 2	0- 2	3- 1				
0- 0	0- 0	0- 0	NEUTRAL	0- 0	0- 0	0- 0				

RPI S	Opponent	Score	RPI S	Opponent	Score	RPI S	Opponent	Score	RPI S	Opponent	Score	Team's RPI: 214
41	H Indiana	50 53	53	H Saint Louis	52 62	110	A Drake	55 80				
			74	A Central Mich.	65 85	110	H Drake	68 53				
			92	A Missouri St.	41 75	115	A IUPUI	43 68				
			92	H Missouri St.	51 59	134	A Southern Ill.	64 76				
			96	A UNI	42 53	134	H Southern Ill.	58 62				
			96	H UNI	45 61	135	A Northern Ky.	67 73				
						172	A Loyola Chicago	74 71				
						172	H Loyola Chicago	62 48				
						179	A Tulsa	67 63				
						195	H Butler	70 63				
						202	N SFA	62 71				
						261	H Omaha	50 51				
						298	H Wichita St.	59 33				
						301	A UMKC	77 47				
						302	A Bradley	68 59				
						302	H Bradley	59 37				
						313	A Illinois St.	62 73				
						313	H Illinois St.	63 56				
						334	A Evansville	59 44				
						334	H Evansville	57 45				
						338	H Eastern Ill.	60 42				
LAST 12 Division I GAMES:												
92	A Missouri St.	41 75	96	H UNI	45 61							
134	H Southern Ill.	58 62	313	A Illinois St.	62 73							
334	H Evansville	57 45	334	A Evansville	59 44							
172	A Loyola Chicago	74 71	134	A Southern Ill.	64 76							
302	A Bradley	68 59	302	H Bradley	59 37							
110	H Drake	68 53	172	H Loyola Chicago	62 48							

Non-Div I Games:

Indiana St.

■ Loss, 
 ■ Non-Conf, 
 ■ S Site, 
 ■ H Home 
 ■ A Away 
 N Neutral

Average RPI Win:	242	WON-LOST	WINNING	LAST 10	STRENGTH OF	OPP. STRENGTH	TEAM	ADJ.	CONF.	ADJ CONF.
Average RPI Loss:	115	RECORD	PCT. RANK	GAMES	SCHEDULE	OF SCHEDULE	RPI	RPI	RPI	RPI
DIV. I ONLY	20- 11	88	8- 2	212	190	124	124	23	23	
DIV. I NON-CONF.	4- 7	222	0- 0	137	37	185	185	22	22	
TOTALS	RPI 1-25	RPI 26-50	W-L RECORDS	RPI 51-100	RPI 101-150	RPI 150+				
20- 11	0- 0	0- 2	OVERALL	0- 4	1- 1	19- 4				
11- 2	0- 0	0- 0	HOME	0- 2	0- 0	11- 0				
8- 7	0- 0	0- 2	AWAY	0- 1	1- 1	7- 3				
1- 2	0- 0	0- 0	NEUTRAL	0- 1	0- 0	1- 1				
4- 7	0- 0	0- 2	NON-CONFERENCE	0- 2	1- 1	3- 2				
2- 1	0- 0	0- 0	HOME	0- 1	0- 0	2- 0				
1- 4	0- 0	0- 2	AWAY	0- 0	1- 1	0- 1				
1- 2	0- 0	0- 0	NEUTRAL	0- 1	0- 0	1- 1				
16- 4	0- 0	0- 0	CONFERENCE	0- 2	0- 0	16- 2				
9- 1	0- 0	0- 0	HOME	0- 1	0- 0	9- 0				
7- 3	0- 0	0- 0	AWAY	0- 1	0- 0	7- 2				
0- 0	0- 0	0- 0	NEUTRAL	0- 0	0- 0	0- 0				

RPI S	Opponent	Score	RPI S	Opponent	Score	RPI S	Opponent	Score	RPI S	Opponent	Score	Team's RPI: 124
37	A George Washington	65 70	55	N Southern California	56 76	111	A Saint Joseph's	81 75				
50	A Rutgers	33 58	75	H VCU	58 74	147	A North Carolina	52 64				
			82	A Quinnipiac	61 62	160	A Stony Brook	53 58				
			82	H Quinnipiac	53 69	162	N Yale	48 63				
						166	H ETSU	56 50				
						167	A Marist	61 62				
						167	H Marist	69 49				
						185	A Fairfield	56 46				
						185	H Fairfield	69 53				
						221	A Siena	64 51				
						221	H Siena	63 51				
						224	A Canisius	79 76				
						224	H Canisius	79 56				
						240	H North Texas	62 51				
						243	A Manhattan	56 63				
						243	H Manhattan	67 56				
						257	A Monmouth	64 49				
						257	H Monmouth	68 56				
						284	A Rider	67 48				
						284	H Rider	59 46				
						292	A Niagara	73 52				
						292	H Niagara	73 46				
						315	N Fairleigh Dickinson	77 54				
						339	A Saint Peter's	65 51				
						339	H Saint Peter's	64 50				
LAST 12 Division I GAMES:												
82	H Quinnipiac	53 69	284	A Rider	67 48							
185	H Fairfield	69 53	257	H Monmouth	68 56							
339	H Saint Peter's	64 50	224	A Canisius	79 76							
221	H Siena	63 51	292	A Niagara	73 52							
82	A Quinnipiac	61 62	257	A Monmouth	64 49							
221	A Siena	64 51	292	H Niagara	73 46							

Non-Div I Games:

Iona

■ Loss, 
■ Non-Conf, 
■ S Site, 
■ H Home 
■ A Away 
N Neutral

Average RPI Win:	131	WON-LOST	WINNING	LAST 10	STRENGTH OF	OPP. STRENGTH	TEAM	ADJ.	CONF.	ADJ CONF.
Average RPI Loss:	60	RECORD	PCT. RANK	GAMES	SCHEDULE	OF SCHEDULE	RPI	RPI	RPI	RPI
DIV. I ONLY	19- 12	114	5- 5	39	51	57	57	5	5	
DIV. I NON-CONF.	10- 2	33	0- 0	68	176	26	26	4	4	
TOTALS	RPI 1-25	RPI 26-50	W-L RECORDS	RPI 51-100	RPI 101-150	RPI 150+				
19- 12	0- 4	2- 2	OVERALL	5- 3	6- 3	6- 0				
11- 4	0- 3	2- 0	HOME	2- 0	3- 1	4- 0				
5- 7	0- 1	0- 1	AWAY	2- 3	2- 2	1- 0				
3- 1	0- 0	0- 1	NEUTRAL	1- 0	1- 0	1- 0				
10- 2	0- 0	0- 1	NON-CONFERENCE	1- 0	5- 1	4- 0				
6- 0	0- 0	0- 0	HOME	0- 0	3- 0	3- 0				
2- 1	0- 0	0- 0	AWAY	1- 0	1- 1	0- 0				
2- 1	0- 0	0- 1	NEUTRAL	0- 0	1- 0	1- 0				
9- 10	0- 4	2- 1	CONFERENCE	4- 3	1- 2	2- 0				
5- 4	0- 3	2- 0	HOME	2- 0	0- 1	1- 0				
3- 6	0- 1	0- 1	AWAY	1- 3	1- 1	1- 0				
1- 0	0- 0	0- 0	NEUTRAL	1- 0	0- 0	0- 0				

RPI	S	Opponent	Score	RPI	S	Opponent	Score	RPI	S	Opponent	Score	RPI	S	Opponent	Score
5	H	Ohio St.	81 98	37	N	George Washington	77 81	61	A	Purdue	73 90	101	H	UT Martin	62 56
11	H	Maryland	56 76	41	A	Indiana	74 79	61	H	Purdue	63 55	103	A	Virginia	85 73
22	A	Michigan St.	73 80	41	H	Indiana	76 73	72	A	Michigan	75 82	105	H	North Dakota	83 61
22	H	Michigan St.	69 74	50	H	Rutgers	69 65	72	H	Michigan	85 69	106	N	Wright St.	83 77
								72	N	Michigan	97 85	110	H	Drake	89 76
								77	A	Minnesota	76 78	112	A	Northwestern	79 64
								96	A	UNI	80 65	116	A	Iowa St.	66 69
								97	A	Nebraska	74 68	128	A	Penn St.	68 81
												128	H	Penn St.	69 82
												175	H	Illinois	61 56
												186	A	Wisconsin	57 54
												203	H	Robert Morris	69 50
												223	H	Western Ill.	96 81
												282	N	Houston	64 50
												302	H	Bradley	60 53
LAST 12 Division I GAMES:															
72	N	Michigan	97 85	5	H	Ohio St.	81 98								
175	H	Illinois	61 56	22	H	Michigan St.	69 74								
128	A	Penn St.	68 81	41	A	Indiana	74 79								
41	H	Indiana	76 73	112	A	Northwestern	79 64								
61	H	Purdue	63 55	72	H	Michigan	85 69								
77	A	Minnesota	76 78	61	A	Purdue	73 90								

Non-Div I Games:

Iowa

■ Loss, 
 ■ Non-Conf, 
 ■ S Site, 
 ■ H Home 
 ■ A Away 
 N Neutral

Average RPI Win:	182	WON-LOST	WINNING	LAST 10	STRENGTH OF	OPP. STRENGTH	TEAM	ADJ.	CONF.	ADJ CONF.
Average RPI Loss:	50	RECORD	PCT. RANK	GAMES	SCHEDULE	OF SCHEDULE	RPI	RPI	RPI	RPI
DIV. I ONLY	13- 16	205	2- 8	33	36	116	116	3	3	
DIV. I NON-CONF.	8- 3	77	0- 0	180	218	109	109	3	3	
TOTALS	RPI 1-25	RPI 26-50	W-L RECORDS	RPI 51-100	RPI 101-150	RPI 150+				
13- 16	1- 7	1- 4	OVERALL	2- 2	1- 3	8- 0				
9- 6	1- 3	0- 2	HOME	1- 1	1- 0	6- 0				
3- 8	0- 4	1- 1	AWAY	1- 1	0- 2	1- 0				
1- 2	0- 0	0- 1	NEUTRAL	0- 0	0- 1	1- 0				
8- 3	0- 0	0- 1	NON-CONFERENCE	2- 0	0- 2	6- 0				
6- 0	0- 0	0- 0	HOME	1- 0	0- 0	5- 0				
1- 1	0- 0	0- 0	AWAY	1- 0	0- 1	0- 0				
1- 2	0- 0	0- 1	NEUTRAL	0- 0	0- 1	1- 0				
5- 13	1- 7	1- 3	CONFERENCE	0- 2	1- 1	2- 0				
3- 6	1- 3	0- 2	HOME	0- 1	1- 0	1- 0				
2- 7	0- 4	1- 1	AWAY	0- 1	0- 1	1- 0				
0- 0	0- 0	0- 0	NEUTRAL	0- 0	0- 0	0- 0				

RPI	S	Opponent	Score	RPI	S	Opponent	Score	RPI	S	Opponent	Score	RPI	S	Opponent	Score	Team's RPI: 116
2	A	Baylor	41 78	29	A	Oklahoma	54 85	57	H	Iowa	69 66	110	A	Drake	70 74	
2	H	Baylor	61 77	29	H	Oklahoma	71 77	90	A	TCU	69 79	132	N	Idaho	65 97	
6	A	Texas	54 75	44	A	Kansas St.	84 79	90	H	TCU	62 72	146	A	Texas Tech	66 69	
6	H	Texas	49 65	44	H	Kansas St.	53 68	96	A	UNI	84 75	146	H	Texas Tech	77 48	
23	A	Oklahoma St.	76 79	48	N	Duke	48 86					164	H	Southern U.	86 46	
23	H	Oklahoma St.	49 42									201	H	Hampton	95 59	
24	A	West Virginia	47 57									233	N	Texas St.	83 61	
24	H	West Virginia	57 82									238	A	Kansas	63 53	
												238	H	Kansas	65 49	
												291	H	Alcorn	91 41	
												306	H	Northern Ariz.	79 63	
												331	H	Ark.-Pine Bluff	70 41	
LAST 12 Division I GAMES:																
24	H	West Virginia	57 82	24	A	West Virginia	47 57									
29	A	Oklahoma	54 85	6	H	Texas	49 65									
44	H	Kansas St.	53 68	238	A	Kansas	63 53									
2	A	Baylor	41 78	29	H	Oklahoma	71 77									
146	H	Texas Tech	77 48	90	H	TCU	62 72									
90	A	TCU	69 79	2	H	Baylor	61 77									

Non-Div I Games:

Iowa St.

■ Loss, 
 ■ Non-Conf, 
 S Site, 
 ■ Home 
 ■ Away 
 N Neutral

Average RPI Win:	311	WON-LOST	WINNING	LAST 10	STRENGTH OF	OPP. STRENGTH	TEAM	ADJ.	CONF.	ADJ CONF.
Average RPI Loss:	220	RECORD	PCT. RANK	GAMES	SCHEDULE	OF SCHEDULE	RPI	RPI	RPI	RPI
DIV. I ONLY	10- 15	233	4- 6	346	343	311	311	31	31	
DIV. I NON-CONF.	3- 5	218	0- 0	334	237	295	295	31	31	
TOTALS	RPI 1-25	RPI 26-50	W-L RECORDS	RPI 51-100	RPI 101-150	RPI 150+				
10- 15	0- 1	0- 0	OVERALL	0- 1	0- 1	10- 12				
6- 6	0- 0	0- 0	HOME	0- 0	0- 0	6- 6				
4- 9	0- 1	0- 0	AWAY	0- 1	0- 1	4- 6				
0- 0	0- 0	0- 0	NEUTRAL	0- 0	0- 0	0- 0				
3- 5	0- 1	0- 0	NON-CONFERENCE	0- 1	0- 1	3- 2				
2- 1	0- 0	0- 0	HOME	0- 0	0- 0	2- 1				
1- 4	0- 1	0- 0	AWAY	0- 1	0- 1	1- 1				
0- 0	0- 0	0- 0	NEUTRAL	0- 0	0- 0	0- 0				
7- 10	0- 0	0- 0	CONFERENCE	0- 0	0- 0	7- 10				
4- 5	0- 0	0- 0	HOME	0- 0	0- 0	4- 5				
3- 5	0- 0	0- 0	AWAY	0- 0	0- 0	3- 5				
0- 0	0- 0	0- 0	NEUTRAL	0- 0	0- 0	0- 0				

RPI 1-25				RPI 26-50				RPI 51-100				RPI 101+ Team's RPI: 311			
RPI	S	Opponent	Score	RPI	S	Opponent	Score	RPI	S	Opponent	Score	RPI	S	Opponent	Score
13	A	Kentucky	24 92					80	A	Tulane	49 92	120	A	Northwestern St.	54 59
												164	A	Southern U.	57 84
												164	H	Southern U.	57 66
												191	A	Grambling	61 75
												191	H	Grambling	58 79
												248	A	Texas Southern	47 66
												248	H	Texas Southern	36 62
												260	A	Alabama St.	57 63
												260	H	Alabama St.	70 69
												280	A	Prairie View	77 67
												280	H	Prairie View	52 62
												291	A	Alcorn	73 66
												291	H	Alcorn	79 65
												295	H	Jacksonville St.	71 65
												312	A	Southeastern La.	79 72
												331	A	Ark.-Pine Bluff	66 71
												331	H	Ark.-Pine Bluff	59 66
												332	A	New Orleans	68 85
												336	H	Lipscomb	53 52
												341	H	Chicago St.	59 76
												346	H	Alabama A&M	59 58
												349	A	Mississippi Val.	72 46
												349	H	Mississippi Val.	70 43
LAST 12 Division I GAMES:															
260	A	Alabama St.	57 63	164	H	Southern U.	57 66								
331	H	Ark.-Pine Bluff	59 66	291	H	Alcorn	79 65								
349	H	Mississippi Val.	70 43	331	A	Ark.-Pine Bluff	66 71								
191	A	Grambling	61 75	349	A	Mississippi Val.	72 46								
280	A	Prairie View	77 67	191	H	Grambling	58 79								
248	A	Texas Southern	47 66	280	H	Prairie View	52 62								

Non-Div I Games: Fisk 78 58 Blue Mountain 74 52 Mobile 100 57

Jackson St.

Loss, Non-Conf, S Site, H Home A Away N Neutral

## Jacksonville

Through Games Of March 3, 2016

Average RPI Win:	284	WON-LOST	WINNING	LAST 10	STRENGTH OF	OPP. STRENGTH	TEAM	ADJ.	CONF.	ADJ CONF.
Average RPI Loss:	118	RECORD	PCT. RANK	GAMES	SCHEDULE	OF SCHEDULE	RPI	RPI	RPI	RPI
DIV. I ONLY	17- 10	98	7- 3	278	274	145	145	29	29	
DIV. I NON-CONF.	6- 7	176	0- 0	229	201	187	187	28	28	
TOTALS	RPI 1-25	RPI 26-50	W-L RECORDS	RPI 51-100	RPI 101-150	RPI 150+				
17- 10	0- 3	0- 0	OVERALL	0- 2	0- 2	17- 3				
10- 1	0- 0	0- 0	HOME	0- 1	0- 0	10- 0				
6- 8	0- 2	0- 0	AWAY	0- 0	0- 1	6- 0				
1- 1	0- 0	0- 0	NEUTRAL	0- 0	0- 0	1- 1				
6- 7	0- 3	0- 0	NON-CONFERENCE	0- 0	0- 2	6- 2				
4- 0	0- 0	0- 0	HOME	0- 0	0- 0	4- 0				
1- 6	0- 3	0- 0	AWAY	0- 0	0- 2	1- 1				
1- 1	0- 0	0- 0	NEUTRAL	0- 0	0- 0	1- 1				
11- 3	0- 0	0- 0	CONFERENCE	0- 2	0- 0	11- 1				
6- 1	0- 0	0- 0	HOME	0- 1	0- 0	6- 0				
5- 2	0- 0	0- 0	AWAY	0- 1	0- 0	5- 1				
0- 0	0- 0	0- 0	NEUTRAL	0- 0	0- 0	0- 0				

RPI 1-25				RPI 26-50				RPI 51-100				RPI 101+ Team's RPI: 145			
RPI	S	Opponent	Score	RPI	S	Opponent	Score	RPI	S	Opponent	Score	RPI	S	Opponent	Score
12	A	Florida St.	60 77					63	A	FGCU	39 58	137	A	Wake Forest	51 57
16	A	Syracuse	49 65					63	H	FGCU	55 59	139	A	UT Arlington	54 56
25	A	South Fla.	52 74									196	A	Stetson	61 66
												196	H	Stetson	69 49
												205	A	USC Upstate	49 43
												205	H	USC Upstate	75 69
												220	N	Dartmouth	51 44
												246	A	Bethune-Cookman	63 53
												256	N	Bowling Green	69 72
												259	H	Murray St.	79 54
												270	A	UNCW	49 51
												286	A	Kennesaw St.	67 42
												286	H	Kennesaw St.	78 63
												290	H	Savannah St.	65 52
												309	H	South Carolina St.	79 47
												310	H	FIU	80 44
												328	A	North Florida	73 39
												328	H	North Florida	65 51
												336	A	Lipscomb	76 55
												336	H	Lipscomb	81 51
												345	A	NJIT	65 36
												345	H	NJIT	68 37
LAST 12 Division I GAMES:															
328	H	North Florida	65 51	196	A	Stetson	61 66								
205	H	USC Upstate	75 69	63	A	FGCU	39 58								
345	H	NJIT	68 37	196	H	Stetson	69 49								
336	A	Lipscomb	76 55	345	A	NJIT	65 36								
286	A	Kennesaw St.	67 42	205	A	USC Upstate	49 43								
63	H	FGCU	55 59	286	H	Kennesaw St.	78 63								

Non-Div I Games: Edward Waters 90 51 Thomas (GA) 88 50

Jacksonville

Loss, Non-Conf, S Site, H Home A Away N Neutral

Average RPI Win:	276	WON-LOST	WINNING	LAST 10	STRENGTH OF	OPP. STRENGTH	TEAM	ADJ.	CONF.	ADJ CONF.
Average RPI Loss:	197	RECORD	PCT. RANK	GAMES	SCHEDULE	OF SCHEDULE	RPI	RPI	RPI	RPI
DIV. I ONLY	9- 18	265	3- 7	299	303	295	295	24	24	
DIV. I NON-CONF.	4- 7	222	0- 0	277	337	268	268	23	23	
TOTALS	RPI 1-25	RPI 26-50	W-L RECORDS	RPI 51-100	RPI 101-150	RPI 150+				
9- 18	0- 0	0- 0	OVERALL	0- 3	0- 5	9- 10				
6- 6	0- 0	0- 0	HOME	0- 1	0- 3	6- 2				
3- 12	0- 0	0- 0	AWAY	0- 2	0- 2	3- 8				
0- 0	0- 0	0- 0	NEUTRAL	0- 0	0- 0	0- 0				
4- 7	0- 0	0- 0	NON-CONFERENCE	0- 1	0- 3	4- 3				
3- 1	0- 0	0- 0	HOME	0- 0	0- 1	3- 0				
1- 6	0- 0	0- 0	AWAY	0- 1	0- 2	1- 3				
0- 0	0- 0	0- 0	NEUTRAL	0- 0	0- 0	0- 0				
5- 11	0- 0	0- 0	CONFERENCE	0- 2	0- 2	5- 7				
3- 5	0- 0	0- 0	HOME	0- 1	0- 2	3- 2				
2- 6	0- 0	0- 0	AWAY	0- 1	0- 0	2- 5				
0- 0	0- 0	0- 0	NEUTRAL	0- 0	0- 0	0- 0				

RPI 1-25			RPI 26-50			RPI 51-100			RPI 101+ Team's RPI: 295		
RPI	S	Opponent	Score	RPI	S	Opponent	Score	RPI	S	Opponent	Score
								61	A	Purdue	48 67
								88	A	Belmont	42 56
								88	H	Belmont	32 44
								101	H	UT Martin	53 63
								104	A	Memphis	55 70
								109	H	Samford	39 50
								114	A	Mercer	39 46
								143	H	SIUE	57 62
								183	A	Eastern Ky.	56 54
								183	H	Eastern Ky.	50 76
								235	A	Southeast Mo. St.	47 61
								258	A	Tennessee St.	40 50
								258	H	Tennessee St.	69 55
								259	A	Murray St.	74 71
								268	A	Austin Peay	59 61
								278	A	Tennessee Tech	49 51
								278	H	Tennessee Tech	55 46
								286	H	Kennesaw St.	61 52
								290	H	Savannah St.	50 35
								291	H	Alcorn	67 65
								294	A	Ga. Southern	56 60
								303	A	Nicholls St.	63 49
								305	A	Wofford	54 66
								307	A	Morehead St.	63 67
								307	H	Morehead St.	66 70
								311	A	Jackson St.	65 71
								338	H	Eastern Ill.	60 52
LAST 12 Division I GAMES:											
307	H	Morehead St.	66 70	258	H	Tennessee St.	69 55				
258	A	Tennessee St.	40 50	183	A	Eastern Ky.	56 54				
183	H	Eastern Ky.	50 76	307	A	Morehead St.	63 67				
278	A	Tennessee Tech	49 51	88	H	Belmont	32 44				
88	A	Belmont	42 56	101	H	UT Martin	53 63				
278	H	Tennessee Tech	55 46	235	A	Southeast Mo. St.	47 61				

Non-Div I Games: Tuskegee 74 47

Jacksonville St.



Average RPI Win:	183	WON-LOST	WINNING	LAST 10	STRENGTH OF	OPP. STRENGTH	TEAM	ADJ.	CONF.	ADJ CONF.
Average RPI Loss:	53	RECORD	PCT. RANK	GAMES	SCHEDULE	OF SCHEDULE	RPI	RPI	RPI	RPI
DIV. I ONLY	23- 5	22	10- 0	113	105	36	36	13	13	
DIV. I NON-CONF.	7- 4	110	0- 0	95	47	85	85	10	10	
TOTALS	RPI 1-25	RPI 26-50	W-L RECORDS	RPI 51-100	RPI 101-150	RPI 150+				
23- 5	0- 3	0- 1	OVERALL	6- 0	1- 0	16- 1				
14- 0	0- 0	0- 0	HOME	3- 0	1- 0	10- 0				
9- 3	0- 1	0- 1	AWAY	3- 0	0- 0	6- 1				
0- 2	0- 2	0- 0	NEUTRAL	0- 0	0- 0	0- 0				
7- 4	0- 3	0- 1	NON-CONFERENCE	0- 0	1- 0	6- 0				
5- 0	0- 0	0- 0	HOME	0- 0	1- 0	4- 0				
2- 2	0- 1	0- 1	AWAY	0- 0	0- 0	2- 0				
0- 2	0- 2	0- 0	NEUTRAL	0- 0	0- 0	0- 0				
16- 1	0- 0	0- 0	CONFERENCE	6- 0	0- 0	10- 1				
9- 0	0- 0	0- 0	HOME	3- 0	0- 0	6- 0				
7- 1	0- 0	0- 0	AWAY	3- 0	0- 0	4- 1				
0- 0	0- 0	0- 0	NEUTRAL	0- 0	0- 0	0- 0				

RPI 1-25				RPI 26-50				Team's RPI: 36				RPI 51-100				RPI 101+			
RPI	S	Opponent	Score	RPI	S	Opponent	Score	RPI	S	Opponent	Score	RPI	S	Opponent	Score	RPI	S	Opponent	Score
2	N	Baylor	63 77	27	A	St. Bonaventure	45 56	68	A	Hofstra	71 54	121	H	Liberty	72 56				
10	A	UCLA	61 90					68	H	Hofstra	57 42	161	A	Northeastern	61 52				
24	N	West Virginia	62 69					78	A	Drexel	59 55	161	H	Northeastern	85 62				
								78	H	Drexel	67 56	165	A	Delaware	65 43				
								86	A	Elon	81 76	165	H	Delaware	75 55				
								86	H	Elon	73 72	181	H	Davidson	87 45				
												194	A	Richmond	73 47				
												200	A	William & Mary	59 65				
												200	H	William & Mary	83 63				
												201	A	Hampton	68 56				
												231	H	Col. of Charleston	83 61				
												254	H	Morgan St.	92 31				
												270	A	UNCW	77 41				
												270	H	UNCW	60 40				
												274	H	American	74 45				
												289	A	Towson	64 57				
												289	H	Towson	61 45				
												317	H	Longwood	88 30				
LAST 12 Division I GAMES:																			
165	A	Delaware	65 43	78	A	Drexel	59 55												
86	H	Elon	73 72	161	A	Northeastern	61 52												
270	A	UNCW	77 41	68	A	Hofstra	71 54												
289	H	Towson	61 45	270	H	UNCW	60 40												
200	H	William & Mary	83 63	165	H	Delaware	75 55												
68	H	Hofstra	57 42	289	A	Towson	64 57												

Non-Div I Games:

James Madison

■ Loss, 
■ Non-Conf, 
■ S Site, 
■ H Home 
■ A Away 
N Neutral



Kansas St.

Through Games Of March 3, 2016

Average RPI Win:	156	WON-LOST	WINNING	LAST 10	STRENGTH OF	OPP. STRENGTH	TEAM	ADJ.	CONF.	ADJ CONF.
Average RPI Loss:	30	RECORD	PCT. RANK	GAMES	SCHEDULE	OF SCHEDULE	RPI	RPI	RPI	RPI
DIV. I ONLY	18- 11	103	4- 6	13	50	44	44	3	3	
DIV. I NON-CONF.	10- 1	19	0- 0	57	266	11	11	3	3	
TOTALS	RPI 1-25	RPI 26-50	W-L RECORDS	RPI 51-100	RPI 101-150	RPI 150+				
18- 11	1- 8	1- 1	OVERALL	3- 1	4- 1	9- 0				
13- 4	1- 3	1- 0	HOME	3- 0	2- 1	6- 0				
5- 7	0- 5	0- 1	AWAY	0- 1	2- 0	3- 0				
0- 0	0- 0	0- 0	NEUTRAL	0- 0	0- 0	0- 0				
10- 1	0- 1	0- 0	NON-CONFERENCE	2- 0	1- 0	7- 0				
8- 0	0- 0	0- 0	HOME	2- 0	1- 0	5- 0				
2- 1	0- 1	0- 0	AWAY	0- 0	0- 0	2- 0				
0- 0	0- 0	0- 0	NEUTRAL	0- 0	0- 0	0- 0				
8- 10	1- 7	1- 1	CONFERENCE	1- 1	3- 1	2- 0				
5- 4	1- 3	1- 0	HOME	1- 0	1- 1	1- 0				
3- 6	0- 4	0- 1	AWAY	0- 1	2- 0	1- 0				
0- 0	0- 0	0- 0	NEUTRAL	0- 0	0- 0	0- 0				

RPI	S	Opponent	Score	RPI	S	Opponent	Score	Team's RPI: 44	RPI	S	Opponent	Score	RPI	S	Opponent	Score
2	A	Baylor	52 87	29	A	Oklahoma	58 68		59	H	South Dakota	84 81	116	A	Iowa St.	68 53
2	H	Baylor	52 63	29	H	Oklahoma	87 71		73	H	Abilene Christian	76 45	116	H	Iowa St.	79 84
3	A	UConn	57 97						90	A	TCU	73 87	139	H	UT Arlington	61 41
6	A	Texas	51 58						90	H	TCU	58 49	146	A	Texas Tech	65 53
6	H	Texas	51 66										146	H	Texas Tech	65 53
23	A	Oklahoma St.	51 59										164	H	Southern U.	59 47
23	H	Oklahoma St.	47 44										178	H	Fla. Atlantic	102 53
24	A	West Virginia	44 64										179	A	Tulsa	75 67
24	H	West Virginia	53 72										211	H	UTRGV	61 43
													222	H	Sam Houston St.	78 50
													223	H	Western Ill.	84 45
													238	A	Kansas	59 46
													238	H	Kansas	81 67
													341	A	Chicago St.	63 54
LAST 12 Division I GAMES:																
23	A	Oklahoma St.	51 59	29	H	Oklahoma	87 71		24	A	West Virginia	44 64				
2	H	Baylor	52 63						2	A	Baylor	52 87				
116	A	Iowa St.	68 53						6	H	Texas	51 66				
146	H	Texas Tech	65 53						146	A	Texas Tech	65 53				
6	A	Texas	51 58						238	A	Kansas	59 46				
238	H	Kansas	81 67													

Non-Div I Games:

Kansas St.

Loss, Non-Conf, S Site, H Home A Away N Neutral

Average RPI Win: 314		WON-LOST	WINNING	LAST 10	STRENGTH OF	OPP. STRENGTH	TEAM	ADJ.	CONF.	ADJ CONF.
Average RPI Loss: 178		RECORD	PCT. RANK	GAMES	SCHEDULE	OF SCHEDULE	RPI	RPI	RPI	RPI
DIV. I ONLY		10- 18	256	4- 6	293	314	286	286	29	29
DIV. I NON-CONF.		4- 10	253	0- 0	266	328	309	309	28	28
TOTALS	RPI 1-25		RPI 26-50		W-L RECORDS		RPI 51-100		RPI 101-150	RPI 150+
10- 18	0- 1		0- 1		OVERALL		0- 2		0- 3	10- 11
7- 6	0- 0		0- 0		HOME		0- 1		0- 2	7- 3
3- 12	0- 1		0- 1		AWAY		0- 1		0- 1	3- 8
0- 0	0- 0		0- 0		NEUTRAL		0- 0		0- 0	0- 0
4- 10	0- 1		0- 1		NON-CONFERENCE		0- 0		0- 1	4- 7
4- 2	0- 0		0- 0		HOME		0- 0		0- 1	4- 1
0- 8	0- 1		0- 1		AWAY		0- 0		0- 0	0- 6
0- 0	0- 0		0- 0		NEUTRAL		0- 0		0- 0	0- 0
6- 8	0- 0		0- 0		CONFERENCE		0- 2		0- 2	6- 4
3- 4	0- 0		0- 0		HOME		0- 1		0- 1	3- 2
3- 4	0- 0		0- 0		AWAY		0- 1		0- 1	3- 2
0- 0	0- 0		0- 0		NEUTRAL		0- 0		0- 0	0- 0

RPI 1-25					
RPI	S	Opponent	Score		
20	A	Florida	57	84	
RPI 26-50					
RPI	S	Opponent	Score		
32	A	Georgia	34	89	
RPI 51-100					
RPI	S	Opponent	Score		
63	A	FGCU	41	63	
63	H	FGCU	47	78	
RPI 101+					
RPI	S	Opponent	Score		
114	H	Mercer	61	72	
145	A	Jacksonville	63	78	
145	H	Jacksonville	42	67	
156	A	Xavier	59	62	
187	A	Gardner-Webb	56	70	
196	A	Stetson	62	77	
196	H	Stetson	54	57	
205	A	USC Upstate	57	66	
205	H	USC Upstate	53	61	
226	H	Presbyterian	49	47	
268	H	Austin Peay	73	65	
271	H	Georgia St.	62	66	
295	A	Jacksonville St.	52	61	
296	A	Florida A&M	67	69	
299	H	Western Caro.	65	53	
305	A	Wofford	59	70	
307	A	Morehead St.	77	83	
328	A	North Florida	70	55	
328	H	North Florida	76	54	
332	H	New Orleans	60	53	
336	A	Lipscomb	68	64	
336	H	Lipscomb	55	54	
345	A	NJIT	82	77	
345	H	NJIT	64	48	
345	H	NJIT	64	48	
Team's RPI: 286					

Non-Div I Games:	Thomas (GA)	70	41
------------------	-------------	----	----

Kennesaw St.

Loss, Non-Conf, S Site, H Home A Away N Neutral

Average RPI Win:	245	WON-LOST	WINNING	LAST 10	STRENGTH OF	OPP. STRENGTH	TEAM	ADJ.	CONF.	ADJ CONF.
Average RPI Loss:	157	RECORD	PCT. RANK	GAMES	SCHEDULE	OF SCHEDULE	RPI	RPI	RPI	RPI
DIV. I ONLY	5- 21	314	3- 7	217	162	322	322	11	11	
DIV. I NON-CONF.	2- 7	280	0- 0	330	267	345	345	13	13	
TOTALS	RPI 1-25	RPI 26-50	W-L RECORDS	RPI 51-100	RPI 101-150	RPI 150+				
5- 21	0- 0	0- 2	OVERALL	1- 5	0- 7	4- 7				
5- 10	0- 0	0- 1	HOME	1- 2	0- 4	4- 3				
0- 11	0- 0	0- 1	AWAY	0- 3	0- 3	0- 4				
0- 0	0- 0	0- 0	NEUTRAL	0- 0	0- 0	0- 0				
2- 7	0- 0	0- 0	NON-CONFERENCE	0- 1	0- 2	2- 4				
2- 4	0- 0	0- 0	HOME	0- 1	0- 1	2- 2				
0- 3	0- 0	0- 0	AWAY	0- 0	0- 1	0- 2				
0- 0	0- 0	0- 0	NEUTRAL	0- 0	0- 0	0- 0				
3- 14	0- 0	0- 2	CONFERENCE	1- 4	0- 5	2- 3				
3- 6	0- 0	0- 1	HOME	1- 1	0- 3	2- 1				
0- 8	0- 0	0- 1	AWAY	0- 3	0- 2	0- 2				
0- 0	0- 0	0- 0	NEUTRAL	0- 0	0- 0	0- 0				

RPI S	Opponent	Score	RPI S	Opponent	Score	RPI S	Opponent	Score	RPI S	Opponent	Score	Team's RPI: 322
43	A Ohio	52 86	43	H Ohio	54 93	65	H Ball St.	59 50	106	H Wright St.	68 73	
						74	A Central Mich.	61 81	122	A Akron	66 78	
						77	H Minnesota	73 85	122	H Akron	60 70	
						84	A Eastern Mich.	51 72	126	H Buffalo	66 77	
						98	A Toledo	67 73	129	A Youngstown St.	61 91	
						98	H Toledo	64 67	142	A Western Mich.	52 73	
									142	H Western Mich.	53 65	
									210	H Brown	57 62	
									249	H Northern Ill.	95 85	
									256	A Bowling Green	49 71	
									256	H Bowling Green	55 65	
									272	H Cleveland St.	49 60	
									285	A Miami (OH)	52 55	
									285	H Miami (OH)	59 53	
									300	H Colgate	76 71	
									302	A Bradley	60 68	
									316	A IPFW	68 86	
									326	H North Dakota St.	75 54	
LAST 12 Division I GAMES:												
285	H Miami (OH)	59 53	98	H Toledo	64 67							
122	H Akron	60 70	285	A Miami (OH)	52 55							
43	A Ohio	52 86	142	H Western Mich.	53 65							
256	H Bowling Green	55 65	249	H Northern Ill.	95 85							
122	A Akron	66 78	256	A Bowling Green	49 71							
65	H Ball St.	59 50	43	H Ohio	54 93							

Non-Div I Games: Malone 73 59

Kent St.

## Kentucky

Through Games Of March 3, 2016

Kentucky				Through Games Of March 31, 1918						
Average RPI Win:	111	WON-LOST	WINNING	LAST 10	STRENGTH OF	OPP. STRENGTH	TEAM	ADJ.	CONF.	ADJ CONF.
Average RPI Loss:	55	RECORD	PCT. RANK	GAMES	SCHEDULE	OF SCHEDULE	RPI	RPI	RPI	RPI
DIV. I ONLY	22- 6	38	7- 3	20	14	13	13	2	2	
DIV. I NON-CONF.	11- 0	1	0- 0	100	55	6	6	2	2	
TOTALS	RPI 1-25	RPI 26-50	W-L RECORDS	RPI 51-100	RPI 101-150	RPI 150+				
22- 6	3- 3	5- 0	OVERALL	4- 2	4- 0	6- 1				
14- 2	1- 1	3- 0	HOME	2- 1	2- 0	6- 0				
7- 4	2- 2	2- 0	AWAY	2- 1	1- 0	0- 1				
1- 0	0- 0	0- 0	NEUTRAL	0- 0	1- 0	0- 0				
11- 0	2- 0	1- 0	NON-CONFERENCE	2- 0	1- 0	5- 0				
8- 0	1- 0	1- 0	HOME	1- 0	0- 0	5- 0				
3- 0	1- 0	0- 0	AWAY	1- 0	1- 0	0- 0				
0- 0	0- 0	0- 0	NEUTRAL	0- 0	0- 0	0- 0				
11- 6	1- 3	4- 0	CONFERENCE	2- 2	3- 0	1- 1				
6- 2	0- 1	2- 0	HOME	1- 1	2- 0	1- 0				
4- 4	1- 2	2- 0	AWAY	1- 1	0- 0	0- 1				
1- 0	0- 0	0- 0	NEUTRAL	0- 0	1- 0	0- 0				

RPI	S	Opponent	Score	RPI	S	Opponent	Score	RPI	S	Opponent	Score	RPI	S	Opponent	Score
4	A	South Carolina	68 78	26	H	Tennessee	64 63	56	A	Auburn	61 66	117	H	LSU	70 58
4	H	South Carolina	62 73	28	A	Mississippi St.	83 60	56	H	Auburn	54 47	117	N	LSU	79 71
8	A	Arizona St.	68 64	32	A	Georgia	64 53	62	A	Middle Tenn.	68 52	135	A	Northern Ky.	84 65
14	H	Louisville	72 54	45	H	Missouri	69 59	71	A	Vanderbilt	71 55	138	H	Arkansas	77 63
17	A	Texas A&M	71 58	48	H	Duke	71 61	71	H	Vanderbilt	69 71	154	H	Alabama	73 48
20	A	Florida	79 85					84	H	Eastern Mich.	89 67	172	A	Ole Miss	65 73
												193	H	Colorado	86 61
												225	H	Rice	72 39
												258	H	Tennessee St.	81 39
												307	H	Morehead St.	112 57
												311	H	Jackson St.	92 24
LAST 12 Division I GAMES:															
117	N	LSU	79 71	117	H	LSU	70 58	4	A	South Carolina	68 78	20	A	Florida	79 85
17	A	Texas A&M	71 58	26	H	Tennessee	64 63	71	H	Vanderbilt	69 71	26	H	Tennessee	64 63
45	H	Missouri	69 59	32	A	Georgia	64 53	71	A	Vanderbilt	69 71	172	A	Ole Miss	65 73
138	H	Arkansas	77 63	45	H	Missouri	69 59	20	A	Florida	79 85				
28	A	Mississippi St.	83 60	28	A	Mississippi St.	83 60								
71	A	Vanderbilt	71 55	48	H	Duke	71 61								

Non-Div I Games:

Kentucky

■ Loss, 
 ■ Non-Conf, S Site, 
 ■ Home 
 ■ Away 
 N Neutral

Average RPI Win:	313	WON-LOST	WINNING	LAST 10		STRENGTH OF	OPP. STRENGTH	TEAM	ADJ.	CONF.	ADJ CONF.
Average RPI Loss:	232	RECORD	PCT. RANK	GAMES		SCHEDULE	OF SCHEDULE	RPI	RPI	RPI	RPI
DIV. I ONLY	9- 20	272	4- 6	340	342	327	327	30	30		
DIV. I NON-CONF.	2- 9	296	0- 0	319	305	332	332	32	32		
TOTALS	RPI 1-25		RPI 26-50		W-L RECORDS		RPI 51-100		RPI 101-150		RPI 150+
9- 20	0- 1		0- 0		OVERALL		0- 0		0- 1		9- 18
3- 11	0- 1		0- 0		HOME		0- 0		0- 0		3- 10
6- 7	0- 0		0- 0		AWAY		0- 0		0- 1		6- 6
0- 2	0- 0		0- 0		NEUTRAL		0- 0		0- 0		0- 2
2- 9	0- 1		0- 0		NON-CONFERENCE		0- 0		0- 1		2- 7
0- 5	0- 1		0- 0		HOME		0- 0		0- 0		0- 4
2- 2	0- 0		0- 0		AWAY		0- 0		0- 1		2- 1
0- 2	0- 0		0- 0		NEUTRAL		0- 0		0- 0		0- 2
7- 11	0- 0		0- 0		CONFERENCE		0- 0		0- 0		7- 11
3- 6	0- 0		0- 0		HOME		0- 0		0- 0		3- 6
4- 5	0- 0		0- 0		AWAY		0- 0		0- 0		4- 5
0- 0	0- 0		0- 0		NEUTRAL		0- 0		0- 0		0- 0

RPI 1-25					
RPI	S	Opponent	Score		
12	H	Florida St.	42	78	
RPI 26-50					
RPI	S	Opponent	Score		
RPI 51-100					
RPI	S	Opponent	Score		
Team's RPI: 327					
RPI	S	Opponent	Score		
126	A	Buffalo	38	55	
160	A	Stony Brook	54	71	
199	A	Sacred Heart	47	71	
199	H	Sacred Heart	53	62	
203	A	Robert Morris	53	69	
203	H	Robert Morris	49	52	
222	H	Sam Houston St.	56	63	
228	A	Bryant	55	63	
228	H	Bryant	53	62	
230	H	Columbia	74	84	
236	A	Navy	68	66	
246	N	Bethune-Cookman	55	68	
263	A	Saint Francis (PA)	64	72	
263	H	Saint Francis (PA)	75	84	
276	A	Central Conn. St.	59	45	
276	H	Central Conn. St.	57	65	
285	N	Miami (OH)	49	68	
300	H	Colgate	53	63	
315	A	Fairleigh Dickinson	58	75	
315	H	Fairleigh Dickinson	65	62	
318	A	Mt. St. Mary's	61	51	
318	H	Mt. St. Mary's	53	50	
330	A	Howard	89	72	
337	A	St. Francis Brooklyn	65	62	
337	H	St. Francis Brooklyn	51	71	
343	A	Wagner	73	63	
LAST 12 Division I GAMES:					
343	H	Wagner	71	66	
228	H	Bryant	53	62	
203	A	Robert Morris	53	69	
263	A	Saint Francis (PA)	64	72	
276	H	Central Conn. St.	57	65	
337	A	St. Francis Brooklyn	65	62	
199	A	Sacred Heart	47	71	
318	H	Mt. St. Mary's	53	50	
199	H	Sacred Heart	53	62	
315	H	Fairleigh Dickinson	65	62	
315	A	Fairleigh Dickinson	58	75	
337	H	St. Francis Brooklyn	51	71	

Non-Div I Games:

LIU Brooklyn

■ Loss, ■ Non-Conf, S Site, H Home A Away N Neutral

RPI	S	Opponent	Score
343	H	Wagner	71 66
345	H	NJIT	44 53

L  
I  
U  
B  
r  
o  
o  
k  
l  
y  
n

L  
I  
U  
B  
r  
o  
o  
k  
l  
y  
n

LIU Brooklyn



Average RPI Win:	158	WON-LOST	WINNING	LAST 10	STRENGTH OF	OPP. STRENGTH	TEAM	ADJ.	CONF.	ADJ CONF.
Average RPI Loss:	54	RECORD	PCT. RANK	GAMES	SCHEDULE	OF SCHEDULE	RPI	RPI	RPI	RPI
DIV. I ONLY	10- 21	267	2- 8	2	49	117	117	2	2	
DIV. I NON-CONF.	6- 7	176	0- 0	22	183	111	111	2	2	
TOTALS	RPI 1-25	RPI 26-50	W-L RECORDS	RPI 51-100	RPI 101-150	RPI 150+				
10- 21	0- 8	2- 4	OVERALL	0- 5	2- 3	6- 1				
6- 7	0- 2	1- 2	HOME	0- 1	1- 2	4- 0				
2- 11	0- 5	1- 2	AWAY	0- 2	1- 1	0- 1				
2- 3	0- 1	0- 0	NEUTRAL	0- 2	0- 0	2- 0				
6- 7	0- 1	0- 1	NON-CONFERENCE	0- 3	2- 2	4- 0				
4- 1	0- 0	0- 0	HOME	0- 0	1- 1	3- 0				
1- 4	0- 1	0- 1	AWAY	0- 1	1- 1	0- 0				
1- 2	0- 0	0- 0	NEUTRAL	0- 2	0- 0	1- 0				
4- 14	0- 7	2- 3	CONFERENCE	0- 2	0- 1	2- 1				
2- 6	0- 2	1- 2	HOME	0- 1	0- 1	1- 0				
1- 7	0- 4	1- 1	AWAY	0- 1	0- 0	0- 1				
1- 1	0- 1	0- 0	NEUTRAL	0- 0	0- 0	1- 0				

RPI 1-25				RPI 26-50				RPI 51-100				RPI 101+ Team's RPI: 117			
RPI	S	Opponent	Score	RPI	S	Opponent	Score	RPI	S	Opponent	Score	RPI	S	Opponent	Score
3	A	UConn	40 86	26	H	Tennessee	57 56	56	H	Auburn	53 63	102	A	Little Rock	57 51
4	A	South Carolina	39 75	28	H	Mississippi St.	52 71	61	N	Purdue	52 69	109	H	Samford	44 47
13	A	Kentucky	58 70	32	A	Georgia	53 46	69	N	Maine	41 52	131	H	Long Beach St.	59 53
13	N	Kentucky	71 79	32	H	Georgia	47 58	71	A	Vanderbilt	42 58	137	A	Wake Forest	57 60
17	A	Texas A&M	54 68	45	A	Missouri	46 52	80	A	Tulane	63 67	138	H	Arkansas	44 48
17	H	Texas A&M	35 53	50	A	Rutgers	57 69					154	A	Alabama	45 62
20	A	Florida	45 53									154	N	Alabama	58 49
20	H	Florida	56 82									167	N	Marist	72 49
												172	H	Ole Miss	76 57
												248	H	Texas Southern	86 36
												267	H	UC Santa Barbara	68 50
												277	H	La.-Monroe	61 54
LAST 12 Division I GAMES:															
13	N	Kentucky	71 79	32	H	Georgia	47 58								
154	N	Alabama	58 49	13	A	Kentucky	58 70								
4	A	South Carolina	39 75	28	H	Mississippi St.	52 71								
20	H	Florida	56 82	56	H	Auburn	53 63								
26	H	Tennessee	57 56	45	A	Missouri	46 52								
17	A	Texas A&M	54 68	32	A	Georgia	53 46								

Non-Div I Games:

LSU

■ Loss, 
 ■ Non-Conf, 
 ■ S Site, 
 ■ Home 
 ■ Away 
 N Neutral

## La Salle

Through Games Of March 3, 2016

Average RPI Win:	252	WON-LOST	WINNING	LAST 10	STRENGTH OF	OPP. STRENGTH	TEAM	ADJ.	CONF.	ADJ CONF.
Average RPI Loss:	128	RECORD	PCT. RANK	GAMES	SCHEDULE	OF SCHEDULE	RPI	RPI	RPI	RPI
DIV. I ONLY	5- 25	323	2- 8	123	130	279	279	7	7	
DIV. I NON-CONF.	3- 10	277	0- 0	131	280	243	243	8	8	
TOTALS	RPI 1-25	RPI 26-50	W-L RECORDS	RPI 51-100	RPI 101-150	RPI 150+				
5- 25	0- 1	0- 5	OVERALL	0- 4	1- 3	4- 12				
2- 11	0- 0	0- 3	HOME	0- 3	1- 0	1- 5				
2- 12	0- 1	0- 2	AWAY	0- 1	0- 2	2- 6				
1- 2	0- 0	0- 0	NEUTRAL	0- 0	0- 1	1- 1				
3- 10	0- 0	0- 3	NON-CONFERENCE	0- 1	0- 2	3- 4				
0- 5	0- 0	0- 2	HOME	0- 1	0- 0	0- 2				
2- 4	0- 0	0- 1	AWAY	0- 0	0- 1	2- 2				
1- 1	0- 0	0- 0	NEUTRAL	0- 0	0- 1	1- 0				
2- 15	0- 1	0- 2	CONFERENCE	0- 3	1- 1	1- 8				
2- 6	0- 0	0- 1	HOME	0- 2	1- 0	1- 3				
0- 8	0- 1	0- 1	AWAY	0- 1	0- 1	0- 4				
0- 1	0- 0	0- 0	NEUTRAL	0- 0	0- 0	0- 1				

RPI	S	Opponent	Score	RPI	S	Opponent	Score	RPI	S	Opponent	Score	RPI	S	Opponent	Score	Team's RPI: 279
21	A	Duquesne	49 <b>74</b>	27	H	St. Bonaventure	63 <b>70</b>	53	A	Saint Louis	70 <b>79</b>	111	A	Saint Joseph's	55 <b>64</b>	
				31	A	Miami (FL)	58 <b>86</b>	66	H	Temple	48 <b>77</b>	111	H	Saint Joseph's	75 70	
				35	H	Penn	68 <b>78</b>	75	H	VCU	76 <b>84</b>	137	A	Wake Forest	53 <b>61</b>	
				37	A	George Washington	59 <b>83</b>	79	H	Dayton	51 <b>67</b>	141	N	Milwaukee	53 <b>69</b>	
				47	H	Villanova	56 <b>67</b>					159	A	Fordham	44 <b>54</b>	
												170	A	George Mason	70 <b>79</b>	
												176	A	UMBC	29 <b>60</b>	
												181	H	Davidson	58 <b>66</b>	
												185	A	Fairfield	59 <b>62</b>	
												194	H	Richmond	43 <b>60</b>	
												203	H	Robert Morris	45 <b>76</b>	
												208	A	Rhode Island	52 <b>62</b>	
												208	H	Rhode Island	61 <b>72</b>	
												213	A	Massachusetts	57 <b>80</b>	
												213	H	Massachusetts	66 57	
												213	N	Massachusetts	65 <b>81</b>	
												240	H	North Texas	63 <b>69</b>	
												257	A	Monmouth	65 50	
												330	A	Howard	71 68	
												347	N	Norfolk St.	67 59	
LAST 12 Division I GAMES:																
213	N	Massachusetts	65 <b>81</b>	213	H	Massachusetts	66 57									
213	A	Massachusetts	57 <b>80</b>	75	H	VCU	76 <b>84</b>									
21	A	Duquesne	49 <b>74</b>	208	A	Rhode Island	52 <b>62</b>									
27	H	St. Bonaventure	63 <b>70</b>	111	A	Saint Joseph's	55 <b>64</b>									
111	H	Saint Joseph's	75 70	79	H	Dayton	51 <b>67</b>									
159	A	Fordham	44 <b>54</b>	53	A	Saint Louis	70 <b>79</b>									

Non-Div I Games:

La Salle

■ Loss, 
 ■ Non-Conf, 
 ■ S Site, 
 ■ H Home 
 ■ A Away 
 N Neutral

## La.-Lafayette

Through Games Of March 3, 2016

Average RPI Win:	217	WON-LOST	WINNING	LAST 10	STRENGTH OF	OPP. STRENGTH	TEAM	ADJ.	CONF.	ADJ CONF.
Average RPI Loss:	166	RECORD	PCT. RANK	GAMES	SCHEDULE	OF SCHEDULE	RPI	RPI	RPI	RPI
DIV. I ONLY	17- 9	86	5- 5	261	187	133	133	15	15	
DIV. I NON-CONF.	5- 2	86	0- 0	324	205	145	145	14	14	
TOTALS	RPI 1-25	RPI 26-50	W-L RECORDS	RPI 51-100	RPI 101-150	RPI 150+				
17- 9	0- 0	0- 2	OVERALL	0- 0	4- 1	13- 6				
8- 3	0- 0	0- 1	HOME	0- 0	1- 1	7- 1				
7- 6	0- 0	0- 1	AWAY	0- 0	2- 0	5- 5				
2- 0	0- 0	0- 0	NEUTRAL	0- 0	1- 0	1- 0				
5- 2	0- 0	0- 0	NON-CONFERENCE	0- 0	1- 0	4- 2				
2- 0	0- 0	0- 0	HOME	0- 0	0- 0	2- 0				
1- 2	0- 0	0- 0	AWAY	0- 0	0- 0	1- 2				
2- 0	0- 0	0- 0	NEUTRAL	0- 0	1- 0	1- 0				
12- 7	0- 0	0- 2	CONFERENCE	0- 0	3- 1	9- 4				
6- 3	0- 0	0- 1	HOME	0- 0	1- 1	5- 1				
6- 4	0- 0	0- 1	AWAY	0- 0	2- 0	4- 3				
0- 0	0- 0	0- 0	NEUTRAL	0- 0	0- 0	0- 0				

RPI 1-25			RPI 26-50			RPI 51-100			RPI 101+ Team's RPI: 133		
RPI	S	Opponent	Score	RPI	S	Opponent	Score	RPI	S	Opponent	Score
				40	A	Arkansas St.	56 83	102	A	Little Rock	65 58
				40	H	Arkansas St.	62 74	102	H	Little Rock	49 58
								138	N	Arkansas	67 59
								139	A	UT Arlington	59 42
								139	H	UT Arlington	63 52
								155	A	Troy	83 90
								155	H	Troy	56 53
								172	A	Ole Miss	82 78
								180	A	Louisiana Tech	62 79
								197	A	South Ala.	59 68
								197	H	South Ala.	69 50
								199	N	Sacred Heart	60 58
								233	A	Texas St.	59 47
								233	H	Texas St.	42 46
								266	A	Appalachian St.	59 76
								266	H	Appalachian St.	60 51
								267	H	UC Santa Barbara	61 42
								271	A	Georgia St.	77 57
								271	H	Georgia St.	65 60
								277	A	La.-Monroe	71 52
								277	H	La.-Monroe	52 40
								282	A	Houston	51 52
								291	H	Alcorn	73 61
								294	A	Ga. Southern	56 39
LAST 12 Division I GAMES:											
271	H	Georgia St.	65 60	40	H	Arkansas St.	62 74				
197	A	South Ala.	59 68	266	A	Appalachian St.	59 76				
155	A	Troy	83 90	277	H	La.-Monroe	52 40				
233	A	Texas St.	59 47	139	H	UT Arlington	63 52				
139	A	UT Arlington	59 42	233	H	Texas St.	42 46				
102	H	Little Rock	49 58	155	H	Troy	56 53				

Non-Div I Games: Southern-N.O. 81 28 Dillard 84 36

La.-Lafayette

Loss, Non-Conf, S Site, H Home A Away N Neutral

## La.-Monroe

Through Games Of March 3, 2016

Average RPI Win:	255	WON-LOST	WINNING	LAST 10	STRENGTH OF	OPP. STRENGTH	TEAM	ADJ.	CONF.	ADJ CONF.
Average RPI Loss:	151	RECORD	PCT. RANK	GAMES	SCHEDULE	OF SCHEDULE	RPI	RPI	RPI	RPI
DIV. I ONLY	7- 17	283	3- 7	234	173	277	277	15	15	
DIV. I NON-CONF.	2- 3	201	0- 0	328	84	241	241	14	14	
TOTALS	RPI 1-25	RPI 26-50	W-L RECORDS	RPI 51-100	RPI 101-150	RPI 150+				
7- 17	0- 0	0- 2	OVERALL	0- 1	0- 7	7- 7				
4- 6	0- 0	0- 1	HOME	0- 0	0- 3	4- 2				
3- 11	0- 0	0- 1	AWAY	0- 1	0- 4	3- 5				
0- 0	0- 0	0- 0	NEUTRAL	0- 0	0- 0	0- 0				
2- 3	0- 0	0- 0	NON-CONFERENCE	0- 1	0- 1	2- 1				
1- 0	0- 0	0- 0	HOME	0- 0	0- 0	1- 0				
1- 3	0- 0	0- 0	AWAY	0- 1	0- 1	1- 1				
0- 0	0- 0	0- 0	NEUTRAL	0- 0	0- 0	0- 0				
5- 14	0- 0	0- 2	CONFERENCE	0- 0	0- 6	5- 6				
3- 6	0- 0	0- 1	HOME	0- 0	0- 3	3- 2				
2- 8	0- 0	0- 1	AWAY	0- 0	0- 3	2- 4				
0- 0	0- 0	0- 0	NEUTRAL	0- 0	0- 0	0- 0				

RPI 1-25				RPI 26-50				RPI 51-100				RPI 101+				Team's RPI: 277
RPI	S	Opponent	Score	RPI	S	Opponent	Score	RPI	S	Opponent	Score	RPI	S	Opponent	Score	
				40	A	Arkansas St.	43 66	90	A	TCU	42 80	102	A	Little Rock	44 56	
				40	H	Arkansas St.	64 78					102	H	Little Rock	37 53	
												117	A	LSU	54 61	
												133	A	La.-Lafayette	40 52	
												133	H	La.-Lafayette	52 71	
												139	A	UT Arlington	32 40	
												139	H	UT Arlington	50 60	
												151	A	McNeese St.	62 72	
												155	A	Troy	64 74	
												155	H	Troy	77 73	
												197	A	South Ala.	67 54	
												197	H	South Ala.	57 63	
												233	A	Texas St.	57 63	
												233	H	Texas St.	63 59	
												266	A	Appalachian St.	52 64	
												266	H	Appalachian St.	54 57	
												271	A	Georgia St.	52 65	
												294	A	Ga. Southern	50 49	
												294	H	Ga. Southern	59 49	
												303	H	Nicholls St.	69 57	
												312	A	Southeastern La.	88 84	
LAST 12 Division I GAMES:																
				294	H	Ga. Southern	59 49	102	H	Little Rock	37 53					
				155	A	Troy	64 74	266	A	Appalachian St.	52 64					
				197	A	South Ala.	67 54	133	A	La.-Lafayette	40 52					
				139	A	UT Arlington	32 40	233	H	Texas St.	63 59					
				233	A	Texas St.	57 63	139	H	UT Arlington	50 60					
				40	H	Arkansas St.	64 78	197	H	South Ala.	57 63					

Non-Div I Games: LSU-Alexandria 73 42 Louisiana Col. 85 42 LSU-Shreveport 57 40 Dillard 70 46 La.-Monroe

Loss, Non-Conf, S Site, H Home A Away N Neutral

Lafayette

Through Games Of March 3, 2016

Average RPI Win:	317	WON-LOST	WINNING	LAST 10	STRENGTH OF	OPP. STRENGTH	TEAM	ADJ.	CONF.	ADJ CONF.
Average RPI Loss:	189	RECORD	PCT. RANK	GAMES	SCHEDULE	OF SCHEDULE	RPI	RPI	RPI	RPI
DIV. I ONLY	6- 22	306	2- 8	275	299	325	325	25	25	
DIV. I NON-CONF.	2- 8	290	0- 0	278	296	327	327	27	27	
TOTALS	RPI 1-25	RPI 26-50	W-L RECORDS	RPI 51-100	RPI 101-150	RPI 150+				
6- 22	0- 1	0- 1	OVERALL	0- 4	0- 0	6- 16				
4- 8	0- 1	0- 0	HOME	0- 2	0- 0	4- 5				
2- 12	0- 0	0- 1	AWAY	0- 2	0- 0	2- 9				
0- 2	0- 0	0- 0	NEUTRAL	0- 0	0- 0	0- 2				
2- 8	0- 1	0- 1	NON-CONFERENCE	0- 0	0- 0	2- 6				
2- 1	0- 1	0- 0	HOME	0- 0	0- 0	2- 0				
0- 5	0- 0	0- 1	AWAY	0- 0	0- 0	0- 4				
0- 2	0- 0	0- 0	NEUTRAL	0- 0	0- 0	0- 2				
4- 14	0- 0	0- 0	CONFERENCE	0- 4	0- 0	4- 10				
2- 7	0- 0	0- 0	HOME	0- 2	0- 0	2- 5				
2- 7	0- 0	0- 0	AWAY	0- 2	0- 0	2- 5				
0- 0	0- 0	0- 0	NEUTRAL	0- 0	0- 0	0- 0				

RPI 1-25				RPI 26-50				RPI 51-100				RPI 101+ Team's RPI: 325			
RPI	S	Opponent	Score	RPI	S	Opponent	Score	RPI	S	Opponent	Score	RPI	S	Opponent	Score
21	H	Duquesne	65 73	35	A	Penn	37 54	70	A	Army West Point	57 84	159	A	Fordham	49 61
								70	H	Army West Point	45 78	165	A	Delaware	47 67
								91	A	Bucknell	55 69	194	N	Richmond	46 54
								91	H	Bucknell	59 68	206	A	Hartford	50 55
												218	A	Lehigh	74 82
												218	H	Lehigh	65 80
												234	A	Loyola Maryland	65 66
												234	H	Loyola Maryland	51 55
												236	A	Navy	48 64
												236	H	Navy	58 65
												244	N	Coppin St.	57 64
												251	A	Holy Cross	49 66
												251	H	Holy Cross	54 57
												274	A	American	60 51
												274	H	American	63 59
												300	A	Colgate	55 70
												300	H	Colgate	59 72
												337	H	St. Francis Brooklyn	77 59
												339	H	Saint Peter's	72 69
												340	A	Boston U.	71 64
												340	H	Boston U.	71 56
												343	A	Wagner	48 69
LAST 12 Division I GAMES:															
				91	H	Bucknell	59 68					251	H	Holy Cross	54 57
				300	A	Colgate	55 70					340	A	Boston U.	71 64
				91	A	Bucknell	55 69					70	A	Army West Point	57 84
				218	H	Lehigh	65 80					234	H	Loyola Maryland	51 55
				274	H	American	63 59					218	A	Lehigh	74 82
				236	A	Navy	48 64					274	A	American	60 51

Non-Div I Games:

Lafayette

Loss, Non-Conf, S Site, H Home A Away N Neutral

Average RPI Win:	261	WON-LOST	WINNING	LAST 10	STRENGTH OF	OPP. STRENGTH	TEAM	ADJ.	CONF.	ADJ CONF.
Average RPI Loss:	180	RECORD	PCT. RANK	GAMES	SCHEDULE	OF SCHEDULE	RPI	RPI	RPI	RPI
DIV. I ONLY	7- 18	289	3- 7	241	260	287	287	26	26	
DIV. I NON-CONF.	0- 7	338	0- 0	221	112	336	336	26	26	
TOTALS	RPI 1-25	RPI 26-50	W-L RECORDS	RPI 51-100	RPI 101-150	RPI 150+				
7- 18	0- 1	0- 1	OVERALL	1- 2	0- 2	6- 12				
5- 5	0- 0	0- 0	HOME	1- 0	0- 1	4- 4				
2- 13	0- 1	0- 1	AWAY	0- 2	0- 1	2- 8				
0- 0	0- 0	0- 0	NEUTRAL	0- 0	0- 0	0- 0				
0- 7	0- 1	0- 1	NON-CONFERENCE	0- 1	0- 0	0- 4				
0- 1	0- 0	0- 0	HOME	0- 0	0- 0	0- 1				
0- 6	0- 1	0- 1	AWAY	0- 1	0- 0	0- 3				
0- 0	0- 0	0- 0	NEUTRAL	0- 0	0- 0	0- 0				
7- 11	0- 0	0- 0	CONFERENCE	1- 1	0- 2	6- 8				
5- 4	0- 0	0- 0	HOME	1- 0	0- 1	4- 3				
2- 7	0- 0	0- 0	AWAY	0- 1	0- 1	2- 5				
0- 0	0- 0	0- 0	NEUTRAL	0- 0	0- 0	0- 0				

RPI 1-25				RPI 26-50				RPI 51-100				RPI 101+ Team's RPI: 287			
RPI	S	Opponent	Score	RPI	S	Opponent	Score	RPI	S	Opponent	Score	RPI	S	Opponent	Score
23	A	Oklahoma St.	45 90	45	A	Missouri	57 91	73	A	Abilene Christian	62 90	107	A	Central Ark.	49 74
								73	H	Abilene Christian	63 54	120	H	Northwestern St.	51 73
								85	A	Utah	67 71	151	A	McNeese St.	84 92
												151	H	McNeese St.	69 76
												172	A	Loyola Chicago	71 82
												202	A	SFA	64 60
												202	H	SFA	77 79
												222	A	Sam Houston St.	75 78
												222	H	Sam Houston St.	76 78
												224	H	Canisius	55 57
												242	A	Houston Baptist	66 77
												242	H	Houston Baptist	77 70
												280	A	Prairie View	72 80
												303	A	Nicholls St.	59 69
												306	A	Northern Ariz.	63 75
												312	A	Southeastern La.	66 73
												319	H	A&M-Corpus Christi	75 70
												329	A	Incarnate Word	67 61
												329	H	Incarnate Word	59 49
												332	H	New Orleans	79 52
LAST 12 Division I GAMES:															
222	A	Sam Houston St.	75 78	329	H	Incarnate Word	59 49	73	H	Abilene Christian	63 54				
329	A	Incarnate Word	67 61	73	A	Abilene Christian	62 90	222	H	Sam Houston St.	76 78				
151	H	McNeese St.	69 76	242	H	Houston Baptist	77 70	202	A	SFA	64 60				
151	A	McNeese St.	84 92												
202	H	SFA	77 79												
242	A	Houston Baptist	66 77												

Non-Div I Games: Howard Payne 88 50 Tex. A&M-Kingsville 82 66 Schreiner 60 41 Louisiana Col. 99 34  
Lamar

Average RPI Win: <b>281</b>	WON-LOST	WINNING	LAST 10	STRENGTH OF	OPP. STRENGTH	TEAM	ADJ.	CONF.	ADJ CONF.
Average RPI Loss: <b>167</b>	RECORD	PCT. RANK	GAMES	SCHEDULE	OF SCHEDULE	RPI	RPI	RPI	RPI
DIV. I ONLY	<b>16- 12</b>	<b>135</b>	<b>5- 5</b>	<b>327</b>	<b>268</b>	<b>218</b>	<b>218</b>	<b>25</b>	<b>25</b>
DIV. I NON-CONF.	<b>6- 4</b>	<b>125</b>	<b>0- 0</b>	<b>332</b>	<b>225</b>	<b>229</b>	<b>229</b>	<b>27</b>	<b>27</b>
TOTALS	RPI 1-25	RPI 26-50	W-L RECORDS	RPI 51-100	RPI 101-150	RPI 150+			
16- 12	0- 0	0- 1	OVERALL	0- 4	0- 1	16- 6			
8- 6	0- 0	0- 1	HOME	0- 2	0- 1	8- 2			
8- 6	0- 0	0- 0	AWAY	0- 2	0- 0	8- 4			
0- 0	0- 0	0- 0	NEUTRAL	0- 0	0- 0	0- 0			
6- 4	0- 0	0- 1	NON-CONFERENCE	0- 0	0- 1	6- 2			
3- 2	0- 0	0- 1	HOME	0- 0	0- 1	3- 0			
3- 2	0- 0	0- 0	AWAY	0- 0	0- 0	3- 2			
0- 0	0- 0	0- 0	NEUTRAL	0- 0	0- 0	0- 0			
10- 8	0- 0	0- 0	CONFERENCE	0- 4	0- 0	10- 4			
5- 4	0- 0	0- 0	HOME	0- 2	0- 0	5- 2			
5- 4	0- 0	0- 0	AWAY	0- 2	0- 0	5- 2			
0- 0	0- 0	0- 0	NEUTRAL	0- 0	0- 0	0- 0			

RPI S	Opponent	Score	RPI S	Opponent	Score	RPI S	Opponent	Score	RPI S	Opponent	Score	Team's RPI: 218
47	H Villanova	44 65	70	A Army West Point	39 63	111	H Saint Joseph's	62 63				
			70	H Army West Point	49 69	175	A Illinois	67 76				
			91	A Bucknell	77 80	177	H Montana	80 53				
			91	H Bucknell	54 67	201	A Hampton	63 56				
						234	A Loyola Maryland	76 68				
						234	H Loyola Maryland	66 48				
						236	A Navy	51 48				
						236	H Navy	54 62				
						251	A Holy Cross	71 77				
						251	H Holy Cross	61 58				
						257	H Monmouth	95 88				
						274	A American	61 52				
						274	H American	55 59				
						284	A Rider	60 61				
						300	A Colgate	72 82				
						300	H Colgate	83 74				
						323	A Delaware St.	83 49				
						325	A Lafayette	80 65				
						325	H Lafayette	82 74				
						339	H Saint Peter's	74 42				
						340	A Boston U.	73 66				
						340	H Boston U.	72 48				
						345	A NJIT	75 47				
LAST 12 Division I GAMES:												
300	A Colgate	72 82	91	H Bucknell	54 67							
70	H Army West Point	49 69	274	A American	61 52							
300	H Colgate	83 74	234	A Loyola Maryland	76 68							
325	A Lafayette	80 65	340	H Boston U.	72 48							
236	H Navy	54 62	325	H Lafayette	82 74							
251	A Holy Cross	71 77	236	A Navy	51 48							

Non-Div I Games: Kutztown 81 51

Lehigh

■ Loss, 
 ■ Non-Conf, 
 ■ S Site, 
 ■ H Home 
 ■ A Away 
 N Neutral

Liberty

Through Games Of March 3, 2016

Average RPI Win:	249	WON-LOST	WINNING	LAST 10	STRENGTH OF	OPP. STRENGTH	TEAM	ADJ.	CONF.	ADJ CONF.
Average RPI Loss:	109	RECORD	PCT. RANK	GAMES	SCHEDULE	OF SCHEDULE	RPI	RPI	RPI	RPI
DIV. I ONLY	17- 10	98	8- 2	156	231	121	121	27	27	
DIV. I NON-CONF.	2- 6	272	0- 0	15	4	141	141	29	29	
TOTALS	RPI 1-25	RPI 26-50	W-L RECORDS	RPI 51-100	RPI 101-150	RPI 150+				
17- 10	0- 1	0- 4	OVERALL	1- 1	1- 1	15- 3				
9- 3	0- 0	0- 2	HOME	1- 0	1- 0	7- 1				
8- 5	0- 0	0- 2	AWAY	0- 0	0- 1	8- 2				
0- 2	0- 1	0- 0	NEUTRAL	0- 1	0- 0	0- 0				
2- 6	0- 1	0- 4	NON-CONFERENCE	1- 1	0- 0	1- 0				
1- 2	0- 0	0- 2	HOME	1- 0	0- 0	0- 0				
1- 2	0- 0	0- 2	AWAY	0- 0	0- 0	1- 0				
0- 2	0- 1	0- 0	NEUTRAL	0- 1	0- 0	0- 0				
15- 4	0- 0	0- 0	CONFERENCE	0- 0	1- 1	14- 3				
8- 1	0- 0	0- 0	HOME	0- 0	1- 0	7- 1				
7- 3	0- 0	0- 0	AWAY	0- 0	0- 1	7- 2				
0- 0	0- 0	0- 0	NEUTRAL	0- 0	0- 0	0- 0				

RPI 1-25				RPI 26-50				RPI 51-100				RPI 101+				Team's RPI: 121	
RPI	S	Opponent	Score	RPI	S	Opponent	Score	RPI	S	Opponent	Score	RPI	S	Opponent	Score		
5	N	Ohio St.	65 75	34	H	Seton Hall	56 92	86	H	Elon	72 63	136	A	UNC Asheville	51 56		
				36	A	James Madison	56 72	89	N	California	72 77	136	H	UNC Asheville	71 53		
				46	H	North Carolina St.	53 61					187	A	Gardner-Webb	57 61		
				48	A	Duke	41 79					187	H	Gardner-Webb	73 51		
												190	A	Radford	49 43		
												190	H	Radford	67 53		
												226	A	Presbyterian	42 60		
												252	A	High Point	73 68		
												252	H	High Point	56 43		
												264	A	Campbell	62 52		
												264	H	Campbell	67 55		
												266	A	Appalachian St.	74 68		
												283	A	Coastal Caro.	65 63		
												283	H	Coastal Caro.	51 58		
												293	A	Charleston So.	59 49		
												293	H	Charleston So.	51 40		
												317	A	Longwood	72 67		
												317	H	Longwood	67 47		
												324	A	Winthrop	59 42		
												324	H	Winthrop	77 61		
LAST 12 Division I GAMES:																	
				324	A	Winthrop	59 42					190	H	Radford	67 53		
				317	H	Longwood	67 47					293	A	Charleston So.	59 49		
				252	A	High Point	73 68					252	H	High Point	56 43		
				283	H	Coastal Caro.	51 58					187	H	Gardner-Webb	73 51		
				136	A	UNC Asheville	51 56					317	A	Longwood	72 67		
				264	H	Campbell	67 55					283	A	Coastal Caro.	65 63		


























































































































Non-Div I Games: Shepherd 69 57

Liberty

Loss, Non-Conf, S Site, H Home A Away N Neutral







Average RPI Win: <b>307</b>	WON-LOST	WINNING	LAST 10	STRENGTH OF	OPP. STRENGTH	TEAM	ADJ.	CONF.	ADJ CONF.
Average RPI Loss: <b>199</b>	RECORD	PCT. RANK	GAMES	SCHEDULE	OF SCHEDULE	RPI	RPI	RPI	RPI
DIV. I ONLY	<b>4- 24</b>	<b>329</b>	<b>2- 8</b>	<b>232</b>	<b>323</b>	<b>336</b>	<b>336</b>	<b>29</b>	<b>29</b>
DIV. I NON-CONF.	<b>2- 12</b>	<b>311</b>	<b>0- 0</b>	<b>209</b>	<b>336</b>	<b>314</b>	<b>314</b>	<b>28</b>	<b>28</b>
TOTALS	RPI 1-25	RPI 26-50	W-L RECORDS	RPI 51-100	RPI 101-150	RPI 150+			
4- 24	0- 0	0- 1	OVERALL	0- 4	0- 3	4- 16			
3- 11	0- 0	0- 1	HOME	0- 3	0- 1	3- 6			
1- 12	0- 0	0- 0	AWAY	0- 1	0- 2	1- 9			
0- 1	0- 0	0- 0	NEUTRAL	0- 0	0- 0	0- 1			
2- 12	0- 0	0- 1	NON-CONFERENCE	0- 2	0- 1	2- 8			
1- 6	0- 0	0- 1	HOME	0- 2	0- 0	1- 3			
1- 5	0- 0	0- 0	AWAY	0- 0	0- 1	1- 4			
0- 1	0- 0	0- 0	NEUTRAL	0- 0	0- 0	0- 1			
2- 12	0- 0	0- 0	CONFERENCE	0- 2	0- 2	2- 8			
2- 5	0- 0	0- 0	HOME	0- 1	0- 1	2- 3			
0- 7	0- 0	0- 0	AWAY	0- 1	0- 1	0- 5			
0- 0	0- 0	0- 0	NEUTRAL	0- 0	0- 0	0- 0			

RPI S	Opponent	Score	RPI S	Opponent	Score	RPI S	Opponent	Score	RPI S	Opponent	Score	Team's RPI: 336
			39   Western Ky.	56  		63  FGCU	52  		106  Wright St.	65  		
						63  FGCU	39  		145  Jacksonville	51  		
						65  Ball St.	60  		145  Jacksonville	55  		
						88  Belmont	68  		154  Alabama	49  		
									196  Stetson	75  		
									196  Stetson	62  		
									205  USC Upstate	71  		
									205  USC Upstate	54  		
									234  Loyola Maryland	52  		
									235  Southeast Mo. St.	69  		
									248 N  Texas Southern	62  		
									258  Tennessee St.	65  		
									259  Murray St.	93  	85	
									278  Tennessee Tech	70  		
									286  Kennesaw St.	54  		
									286  Kennesaw St.	64  		
									294  Ga. Southern	66  	55	
									307  Morehead St.	77  		
									311  Jackson St.	52  	53	
									328  North Florida	70  		
									328  North Florida	78  	71	
									345  NJIT	51  	61	
									345  NJIT	63  	49	
LAST 12 Division I GAMES:												
			286  Kennesaw St.	64  		205  USC Upstate	71  					
			63  FGCU	52  		345  NJIT	51  					
			196  Stetson	75  		205  USC Upstate	54  					
			145  Jacksonville	55  		196  Stetson	62  					
			328  North Florida	78  	71	63  FGCU	39  					
			345  NJIT	63  	49	328  North Florida	70  					

Non-Div I Games: North Ala. 88 67

Lipscomb

 Loss,  Non-Conf, S Site,  Home  Away N Neutral

Little Rock

Through Games Of March 3, 2016

Average RPI Win:	205	WON-LOST	WINNING	LAST 10	STRENGTH OF	OPP. STRENGTH	TEAM	ADJ.	CONF.	ADJ CONF.
Average RPI Loss:	98	RECORD	PCT. RANK	GAMES	SCHEDULE	OF SCHEDULE	RPI	RPI	RPI	RPI
DIV. I ONLY	18- 11	103	10- 0	122	136	102	102	15	15	
DIV. I NON-CONF.	2- 7	280	0- 0	31	5	182	182	14	14	
TOTALS	RPI 1-25	RPI 26-50	W-L RECORDS	RPI 51-100	RPI 101-150	RPI 150+				
18- 11	0- 2	1- 2	OVERALL	0- 2	5- 2	12- 3				
10- 5	0- 1	1- 0	HOME	0- 1	2- 2	7- 1				
8- 6	0- 1	0- 2	AWAY	0- 1	3- 0	5- 2				
0- 0	0- 0	0- 0	NEUTRAL	0- 0	0- 0	0- 0				
2- 7	0- 2	0- 1	NON-CONFERENCE	0- 2	2- 1	0- 1				
1- 4	0- 1	0- 0	HOME	0- 1	1- 1	0- 1				
1- 3	0- 1	0- 1	AWAY	0- 1	1- 0	0- 0				
0- 0	0- 0	0- 0	NEUTRAL	0- 0	0- 0	0- 0				
16- 4	0- 0	1- 1	CONFERENCE	0- 0	3- 1	12- 2				
9- 1	0- 0	1- 0	HOME	0- 0	1- 1	7- 0				
7- 3	0- 0	0- 1	AWAY	0- 0	2- 0	5- 2				
0- 0	0- 0	0- 0	NEUTRAL	0- 0	0- 0	0- 0				

RPI	S	Opponent	Score	RPI	S	Opponent	Score	RPI	S	Opponent	Score	RPI	S	Opponent	Score	Team's RPI: 102
6	H	Texas	56 66	29	A	Oklahoma	52 65	80	A	Tulane	53 69	104	H	Memphis	61 53	
17	A	Texas A&M	39 69	40	A	Arkansas St.	53 66	92	H	Missouri St.	58 64	117	H	LSU	51 57	
				40	H	Arkansas St.	71 69					133	A	La.-Lafayette	58 49	
												133	H	La.-Lafayette	58 65	
												139	A	UT Arlington	59 55	
												139	H	UT Arlington	49 43	
												144	A	Oral Roberts	66 52	
												155	A	Troy	71 78	
												155	H	Troy	79 64	
												179	H	Tulsa	63 74	
												197	A	South Ala.	47 34	
												197	H	South Ala.	74 43	
												233	A	Texas St.	57 67	
												233	H	Texas St.	57 45	
												266	A	Appalachian St.	72 67	
												266	H	Appalachian St.	67 50	
												271	A	Georgia St.	54 39	
												271	H	Georgia St.	59 32	
												277	A	La.-Monroe	53 37	
												277	H	La.-Monroe	56 44	
												294	A	Ga. Southern	50 45	
												294	H	Ga. Southern	69 36	
LAST 12 Division I GAMES:																
266	A	Appalachian St.	72 67	133	A	La.-Lafayette	58 49									
40	H	Arkansas St.	71 69	277	A	La.-Monroe	53 37									
233	H	Texas St.	57 45	197	H	South Ala.	74 43									
139	H	UT Arlington	49 43	155	H	Troy	79 64									
294	A	Ga. Southern	50 45	271	H	Georgia St.	59 32									
271	A	Georgia St.	54 39	294	H	Ga. Southern	69 36									

Non-Div I Games:

Little Rock

Loss, Non-Conf, S Site, H Home A Away N Neutral

Average RPI Win:	245	WON-LOST	WINNING	LAST 10	STRENGTH OF	OPP. STRENGTH	TEAM	ADJ.	CONF.	ADJ CONF.
Average RPI Loss:	88	RECORD	PCT. RANK	GAMES	SCHEDULE	OF SCHEDULE	RPI	RPI	RPI	RPI
DIV. I ONLY	22- 7	44	8- 2	325	170	131	131	22	22	
DIV. I NON-CONF.	11- 3	54	0- 0	320	60	125	125	21	21	
TOTALS	RPI 1-25	RPI 26-50	W-L RECORDS	RPI 51-100	RPI 101-150	RPI 150+				
22- 7	0- 0	1- 0	OVERALL	0- 4	1- 3	20- 0				
11- 3	0- 0	1- 0	HOME	0- 2	0- 1	10- 0				
9- 4	0- 0	0- 0	AWAY	0- 2	0- 2	9- 0				
2- 0	0- 0	0- 0	NEUTRAL	0- 0	1- 0	1- 0				
11- 3	0- 0	1- 0	NON-CONFERENCE	0- 2	1- 1	9- 0				
5- 1	0- 0	1- 0	HOME	0- 1	0- 0	4- 0				
4- 2	0- 0	0- 0	AWAY	0- 1	0- 1	4- 0				
2- 0	0- 0	0- 0	NEUTRAL	0- 0	1- 0	1- 0				
11- 4	0- 0	0- 0	CONFERENCE	0- 2	0- 2	11- 0				
6- 2	0- 0	0- 0	HOME	0- 1	0- 1	6- 0				
5- 2	0- 0	0- 0	AWAY	0- 1	0- 1	5- 0				
0- 0	0- 0	0- 0	NEUTRAL	0- 0	0- 0	0- 0				

RPI S	Opponent	Score	RPI S	Opponent	Score	RPI S	Opponent	Score	RPI S	Opponent	Score	Team's RPI: 131
30	H UTEP	47 40	54	A UC Riverside	58 83	117	A LSU	53 59				
			54	H UC Riverside	60 78	120	N Northwestern St.	60 59				
			55	A Southern California	43 69	125	A Hawaii	42 60				
			87	H San Francisco	52 66	125	H Hawaii	55 67				
						174	A Pacific	68 60				
						184	A UC Davis	75 62				
						184	H UC Davis	74 64				
						192	A Cal Poly	61 56				
						192	H Cal Poly	65 53				
						193	H Colorado	59 42				
						204	H UNLV	67 63				
						250	H San Diego St.	74 54				
						265	A Seattle	69 57				
						267	A UC Santa Barbara	58 55				
						267	H UC Santa Barbara	60 52				
						282	A Houston	47 41				
						297	H CSUN	74 71				
						304	A Denver	48 41				
						306	N Northern Ariz.	69 48				
						314	H Portland St.	89 71				
						335	A UC Irvine	71 65				
						335	H UC Irvine	67 49				
						342	A Cal St. Fullerton	82 61				
						342	H Cal St. Fullerton	62 57				
LAST 12 Division I GAMES:												
184	H UC Davis	74 64	125	A Hawaii	42 60							
335	H UC Irvine	67 49	297	H CSUN	74 71							
192	A Cal Poly	61 56	192	H Cal Poly	65 53							
267	A UC Santa Barbara	58 55	184	A UC Davis	75 62							
54	A UC Riverside	58 83	342	H Cal St. Fullerton	62 57							
267	H UC Santa Barbara	60 52	335	A UC Irvine	71 65							

Non-Div I Games:

Long Beach St.

Average RPI Win:	312	WON-LOST	WINNING	LAST 10	STRENGTH OF	OPP. STRENGTH	TEAM	ADJ.	CONF.	ADJ CONF.
Average RPI Loss:	188	RECORD	PCT. RANK	GAMES	SCHEDULE	OF SCHEDULE	RPI	RPI	RPI	RPI
DIV. I ONLY	5- 21	314	2- 8	251	289	317	317	27	27	
DIV. I NON-CONF.	1- 6	311	0- 0	168	136	285	285	29	29	
TOTALS	RPI 1-25	RPI 26-50	W-L RECORDS	RPI 51-100	RPI 101-150	RPI 150+				
5- 21	0- 2	0- 1	OVERALL	0- 0	0- 5	5- 13				
3- 7	0- 0	0- 0	HOME	0- 0	0- 2	3- 5				
2- 14	0- 0	0- 0	AWAY	0- 0	0- 1	2- 0				
0- 0	0- 0	0- 0	NEUTRAL	0- 0	0- 0	0- 0				
1- 6	0- 2	0- 1	NON-CONFERENCE	0- 0	0- 1	1- 2				
1- 0	0- 0	0- 0	HOME	0- 0	0- 0	1- 0				
0- 6	0- 2	0- 1	AWAY	0- 0	0- 1	0- 2				
0- 0	0- 0	0- 0	NEUTRAL	0- 0	0- 0	0- 0				
4- 15	0- 0	0- 0	CONFERENCE	0- 0	0- 4	4- 11				
2- 7	0- 0	0- 0	HOME	0- 0	0- 2	2- 5				
2- 8	0- 0	0- 0	AWAY	0- 0	0- 2	2- 6				
0- 0	0- 0	0- 0	NEUTRAL	0- 0	0- 0	0- 0				

RPI 1-25				RPI 26-50				RPI 51-100				RPI 101+ Team's RPI: 317			
RPI	S	Opponent	Score	RPI	S	Opponent	Score	RPI	S	Opponent	Score	RPI	S	Opponent	Score
9	A	Oregon St.	45 110	36	A	James Madison	30 88					103	A	Virginia	46 81
24	A	West Virginia	43 74									121	A	Liberty	47 67
												121	H	Liberty	67 72
												136	A	UNC Asheville	42 81
												136	H	UNC Asheville	54 61
												187	A	Gardner-Webb	42 67
												190	A	Radford	64 80
												190	H	Radford	67 79
												226	A	Presbyterian	49 75
												226	H	Presbyterian	38 59
												252	A	High Point	68 79
												252	H	High Point	70 89
												264	A	Campbell	65 72
												264	H	Campbell	56 73
												283	A	Coastal Caro.	56 48
												283	H	Coastal Caro.	84 76
												293	A	Charleston So.	58 66
												293	H	Charleston So.	54 63
												308	A	UNCG	60 81
												323	A	Delaware St.	63 88
												324	A	Winthrop	63 60
												324	H	Winthrop	67 60
												348	H	N.C. Central	60 49
LAST 12 Division I GAMES:															
283	H	Coastal Caro.	84 76	293	A	Charleston So.	58 66								
121	A	Liberty	47 67	226	A	Presbyterian	49 75								
190	A	Radford	64 80	324	H	Winthrop	67 60								
252	H	High Point	70 89	121	H	Liberty	67 72								
264	A	Campbell	65 72	187	A	Gardner-Webb	42 67								
136	H	UNC Asheville	54 61	190	H	Radford	67 79								

Non-Div I Games: Notre Dame (MD) 83 32 N.C. Wesleyan 100 57

Longwood

Loss, Non-Conf, S Site, H Home A Away N Neutral

## Louisiana Tech

Through Games Of March 3, 2016

Average RPI Win:	226	WON-LOST	WINNING	LAST 10	STRENGTH OF	OPP. STRENGTH	TEAM	ADJ.	CONF.	ADJ CONF.
Average RPI Loss:	118	RECORD	PCT. RANK	GAMES	SCHEDULE	OF SCHEDULE	RPI	RPI	RPI	RPI
DIV. I ONLY	13- 14	179	4- 6	179	120	180	180	12	12	
DIV. I NON-CONF.	4- 6	201	0- 0	188	163	220	220	11	11	
TOTALS	RPI 1-25	RPI 26-50	W-L RECORDS	RPI 51-100	RPI 101-150	RPI 150+				
13- 14	0- 1	0- 3	OVERALL	0- 2	2- 2	11- 6				
8- 5	0- 0	0- 2	HOME	0- 0	1- 1	7- 2				
4- 8	0- 0	0- 0	AWAY	0- 2	1- 0	3- 0				
1- 1	0- 1	0- 0	NEUTRAL	0- 0	0- 0	1- 0				
4- 6	0- 1	0- 1	NON-CONFERENCE	0- 0	1- 1	3- 3				
2- 3	0- 0	0- 1	HOME	0- 0	1- 0	1- 2				
1- 2	0- 0	0- 0	AWAY	0- 0	0- 1	1- 1				
1- 1	0- 1	0- 0	NEUTRAL	0- 0	0- 0	1- 0				
9- 8	0- 0	0- 2	CONFERENCE	0- 2	1- 1	8- 3				
6- 2	0- 0	0- 1	HOME	0- 0	0- 1	6- 0				
3- 6	0- 0	0- 1	AWAY	0- 2	1- 0	2- 3				
0- 0	0- 0	0- 0	NEUTRAL	0- 0	0- 0	0- 0				

RPI 1-25				RPI 26-50				RPI 51-100				RPI 101+ Team's RPI: 180			
RPI	S	Opponent	Score	RPI	S	Opponent	Score	RPI	S	Opponent	Score	RPI	S	Opponent	Score
10	N	UCLA	57 68	28	H	Mississippi St.	63 93	62	A	Middle Tenn.	57 68	118	A	Arizona	67 77
				30	A	UTEP	80 86	76	A	Charlotte	58 63	133	H	La.-Lafayette	79 62
				30	H	UTEP	65 72					140	H	Marshall	52 54
												150	A	Old Dominion	69 51
												151	H	McNeese St.	71 74
												153	A	UAB	49 64
												163	A	Southern Miss.	59 69
												163	H	Southern Miss.	72 37
												178	H	Fla. Atlantic	65 62
												186	A	Wisconsin	65 79
												202	H	SFA	76 44
												225	A	Rice	77 84
												225	H	Rice	63 61
												240	A	North Texas	78 67
												240	H	North Texas	77 71
												247	A	UTSA	82 72
												247	H	UTSA	75 66
												280	H	Prairie View	68 77
												303	A	Nicholls St.	58 55
												304	N	Denver	58 53
												310	H	FIU	82 63
LAST 12 Division I GAMES:															
140	H	Marshall	52 54	62	A	Middle Tenn.	57 68								
225	A	Rice	77 84	240	H	North Texas	77 71								
240	A	North Texas	78 67	225	H	Rice	63 61								
30	H	UTEP	65 72	30	A	UTEP	80 86								
247	H	UTSA	75 66	247	A	UTSA	82 72								
153	A	UAB	49 64	163	H	Southern Miss.	72 37								

Non-Div I Games: Loyola (LA) 76 40

Louisiana Tech

■ Loss, 
 ■ Non-Conf, S Site, 
 ■ Home 
 ■ Away 
 N Neutral

## Louisville

Through Games Of March 3, 2016

Average RPI Win:	119	WON-LOST	WINNING	LAST 10	STRENGTH OF	OPP. STRENGTH	TEAM	ADJ.	CONF.	ADJ CONF.
Average RPI Loss:	47	RECORD	PCT. RANK	GAMES	SCHEDULE	OF SCHEDULE	RPI	RPI	RPI	RPI
DIV. I ONLY	24- 6	27	9- 1	26	24	14	14	4	4	
DIV. I NON-CONF.	9- 5	108	1- 0	60	28	63	63	5	5	
TOTALS	RPI 1-25	RPI 26-50	W-L RECORDS	RPI 51-100	RPI 101-150	RPI 150+				
24- 6	4- 2	3- 1	OVERALL	1- 3	10- 0	6- 0				
12- 2	2- 1	1- 0	HOME	0- 1	6- 0	3- 0				
11- 2	2- 1	2- 1	AWAY	1- 0	4- 0	2- 0				
1- 2	0- 0	0- 0	NEUTRAL	0- 2	0- 0	1- 0				
9- 5	2- 1	0- 1	NON-CONFERENCE	0- 3	2- 0	5- 0				
5- 1	1- 0	0- 0	HOME	0- 1	2- 0	2- 0				
3- 2	1- 1	0- 1	AWAY	0- 0	0- 0	2- 0				
1- 2	0- 0	0- 0	NEUTRAL	0- 2	0- 0	1- 0				
15- 1	2- 1	3- 0	CONFERENCE	1- 0	8- 0	1- 0				
7- 1	1- 1	1- 0	HOME	0- 0	4- 0	1- 0				
8- 0	1- 0	2- 0	AWAY	1- 0	4- 0	0- 0				
0- 0	0- 0	0- 0	NEUTRAL	0- 0	0- 0	0- 0				

RPI 1-25				Team's RPI: 14	RPI 26-50				RPI 51-100				RPI 101+						
RPI	S	Opponent	Score		RPI	S	Opponent	Score		RPI	S	Opponent	Score		RPI	S	Opponent	Score	
1	H	Notre Dame	61	66	31	A	Miami (FL)	79	51	61	N	Purdue	60	62	101	H	UT Martin	88	66
12	H	Florida St.	79	69	39	A	Western Ky.	69	71	67	A	Georgia Tech	78	65	103	A	Virginia	59	41
13	A	Kentucky	54	72	46	A	North Carolina St.	92	90	79	N	Dayton	66	79	103	H	Virginia	74	59
16	A	Syracuse	71	53	48	H	Duke	65	48	89	H	California	71	75	113	A	Boston College	55	45
22	A	Michigan St.	85	78											115	H	IUPUI	70	61
25	H	South Fla.	67	50											119	H	Virginia Tech	56	45
															127	A	Pittsburgh	84	61
															127	H	Pittsburgh	65	36
															137	H	Wake Forest	78	54
															147	A	North Carolina	78	60
															167	N	Marist	65	53
															220	H	Dartmouth	94	52
															231	A	Col. of Charleston	71	67
															253	H	Valparaiso	75	42
															255	H	Clemson	75	33
															278	A	Tennessee Tech	76	54
LAST 12 Division I GAMES:																			
127	H	Pittsburgh	65	36	1	H	Notre Dame	61	66										
31	A	Miami (FL)	79	51	147	A	North Carolina	78	60										
113	A	Boston College	55	45	137	H	Wake Forest	78	54										
103	H	Virginia	74	59	255	H	Clemson	75	33										
25	H	South Fla.	67	50	16	A	Syracuse	71	53										
127	A	Pittsburgh	84	61	46	A	North Carolina St.	92	90										

Non-Div I Games:

Louisville

■ Loss, 
 ■ Non-Conf, S Site, 
 ■ Home 
 ■ Away 
 N Neutral

## Loyola Chicago

Through Games Of March 3, 2016

Average RPI Win:	240	WON-LOST	WINNING	LAST 10	STRENGTH OF	OPP. STRENGTH	TEAM	ADJ.	CONF.	ADJ CONF.
Average RPI Loss:	113	RECORD	PCT. RANK	GAMES	SCHEDULE	OF SCHEDULE	RPI	RPI	RPI	RPI
DIV. I ONLY	13- 15	192	4- 6	160	154	172	172	21	21	
DIV. I NON-CONF.	4- 7	222	0- 0	77	27	152	152	17	17	
TOTALS	RPI 1-25	RPI 26-50	W-L RECORDS	RPI 51-100	RPI 101-150	RPI 150+				
13- 15	1- 2	0- 1	OVERALL	1- 5	2- 4	9- 3				
6- 7	0- 0	0- 1	HOME	1- 2	1- 3	4- 1				
7- 8	1- 2	0- 0	AWAY	0- 3	1- 1	5- 2				
0- 0	0- 0	0- 0	NEUTRAL	0- 0	0- 0	0- 0				
4- 7	1- 2	0- 1	NON-CONFERENCE	0- 2	0- 2	3- 0				
1- 4	0- 0	0- 1	HOME	0- 1	0- 2	1- 0				
3- 3	1- 2	0- 0	AWAY	0- 1	0- 0	2- 0				
0- 0	0- 0	0- 0	NEUTRAL	0- 0	0- 0	0- 0				
9- 8	0- 0	0- 0	CONFERENCE	1- 3	2- 2	6- 3				
5- 3	0- 0	0- 0	HOME	1- 1	1- 1	3- 1				
4- 5	0- 0	0- 0	AWAY	0- 2	1- 1	3- 2				
0- 0	0- 0	0- 0	NEUTRAL	0- 0	0- 0	0- 0				

RPI 1-25				RPI 26-50				RPI 51-100				RPI 101+ Team's RPI: 172			
RPI	S	Opponent	Score	RPI	S	Opponent	Score	RPI	S	Opponent	Score	RPI	S	Opponent	Score
18	A	DePaul	88 75	31	H	Miami (FL)	50 77	67	A	Georgia Tech	77 84	110	A	Drake	61 91
19	A	Green Bay	51 65					74	H	Central Mich.	59 68	110	H	Drake	65 81
22	A	Michigan St.	47 76					92	A	Missouri St.	81 91	112	H	Northwestern	72 81
								92	H	Missouri St.	62 73	134	A	Southern Ill.	69 68
								96	A	UNI	52 63	134	H	Southern Ill.	83 59
								96	H	UNI	64 60	142	H	Western Mich.	45 68
												214	A	Indiana St.	48 62
												214	H	Indiana St.	71 74
												225	A	Rice	57 50
												287	H	Lamar	82 71
												298	A	Wichita St.	62 65
												298	H	Wichita St.	60 55
												302	A	Bradley	67 54
												313	A	Illinois St.	57 41
												313	H	Illinois St.	73 61
												334	A	Evansville	63 49
												334	H	Evansville	67 54
												338	A	Eastern Ill.	86 75
LAST 12 Division I GAMES:															
				96	A	UNI	52 63	334	H	Evansville	67 54				
				110	A	Drake	61 91	134	H	Southern Ill.	83 59				
				214	H	Indiana St.	71 74	110	H	Drake	65 81				
				313	H	Illinois St.	73 61	96	H	UNI	64 60				
				298	A	Wichita St.	62 65	313	A	Illinois St.	57 41				
				92	A	Missouri St.	81 91	214	A	Indiana St.	48 62				

Non-Div I Games:

Loyola Chicago

■ Loss, 
 ■ Non-Conf, 
 ■ S Site, 
 ■ Home 
 ■ A Away 
 N Neutral

## Loyola Maryland

Through Games Of March 3, 2016

Average RPI Win:	301	WON-LOST	WINNING	LAST 10	STRENGTH OF	OPP. STRENGTH	TEAM	ADJ.	CONF.	ADJ CONF.
Average RPI Loss:	155	RECORD	PCT. RANK	GAMES	SCHEDULE	OF SCHEDULE	RPI	RPI	RPI	RPI
DIV. I ONLY	14- 15	175	6- 4	285	301	234	234	25	25	
DIV. I NON-CONF.	3- 8	258	0- 0	282	313	283	283	27	27	
TOTALS	RPI 1-25	RPI 26-50	W-L RECORDS	RPI 51-100	RPI 101-150	RPI 150+				
14- 15	0- 1	0- 1	OVERALL	0- 4	0- 1	14- 8				
7- 6	0- 0	0- 0	HOME	0- 2	0- 0	7- 4				
7- 9	0- 1	0- 1	AWAY	0- 2	0- 1	7- 4				
0- 0	0- 0	0- 0	NEUTRAL	0- 0	0- 0	0- 0				
3- 8	0- 1	0- 1	NON-CONFERENCE	0- 0	0- 1	3- 5				
1- 3	0- 0	0- 0	HOME	0- 0	0- 0	1- 3				
2- 5	0- 1	0- 1	AWAY	0- 0	0- 1	2- 2				
0- 0	0- 0	0- 0	NEUTRAL	0- 0	0- 0	0- 0				
11- 7	0- 0	0- 0	CONFERENCE	0- 4	0- 0	11- 3				
6- 3	0- 0	0- 0	HOME	0- 2	0- 0	6- 1				
5- 4	0- 0	0- 0	AWAY	0- 2	0- 0	5- 2				
0- 0	0- 0	0- 0	NEUTRAL	0- 0	0- 0	0- 0				

RPI 1-25				RPI 26-50				RPI 51-100				RPI 101+ Team's RPI: 234			
RPI	S	Opponent	Score	RPI	S	Opponent	Score	RPI	S	Opponent	Score	RPI	S	Opponent	Score
11	A	Maryland	47 97	47	A	Villanova	55 67	70	A	Army West Point	37 70	150	A	Old Dominion	41 64
								70	H	Army West Point	44 52	176	H	UMBC	46 52
								91	A	Bucknell	64 71	185	H	Fairfield	45 71
								91	H	Bucknell	42 64	200	H	William & Mary	61 62
												218	A	Lehigh	48 66
												218	H	Lehigh	68 76
												230	A	Columbia	53 63
												236	A	Navy	38 45
												236	H	Navy	51 38
												251	A	Holy Cross	59 49
												251	H	Holy Cross	58 45
												274	A	American	55 50
												274	H	American	52 46
												300	A	Colgate	65 49
												300	H	Colgate	55 38
												318	A	Mt. St. Mary's	65 63
												325	A	Lafayette	55 51
												325	H	Lafayette	66 65
												336	A	Lipscomb	57 52
												337	A	St. Francis Brooklyn	54 64
												340	A	Boston U.	67 46
												340	H	Boston U.	63 54
												347	H	Norfolk St.	75 67
LAST 12 Division I GAMES:															
251	H	Holy Cross	58 45	236	A	Navy	38 45								
274	A	American	55 50	70	H	Army West Point	44 52								
251	A	Holy Cross	59 49	218	H	Lehigh	68 76								
300	H	Colgate	55 38	325	A	Lafayette	55 51								
91	H	Bucknell	42 64	300	A	Colgate	65 49								
340	A	Boston U.	67 46	91	A	Bucknell	64 71								

Non-Div I Games:

Loyola Maryland

■ Loss, 
 ■ Non-Conf, S Site, 
 ■ Home 
 ■ Away 
 N Neutral



## Loyola Marymount

Through Games Of March 3, 2016

Average RPI Win:	265	WON-LOST	WINNING	LAST 10	STRENGTH OF	OPP. STRENGTH	TEAM	ADJ.	CONF.	ADJ CONF.
Average RPI Loss:	107	RECORD	PCT. RANK	GAMES	SCHEDULE	OF SCHEDULE	RPI	RPI	RPI	RPI
DIV. I ONLY	11- 19	253	5- 5	223	97	241	241	9	9	
DIV. I NON-CONF.	4- 7	222	1- 0	333	185	298	298	9	9	
TOTALS	RPI 1-25	RPI 26-50	W-L RECORDS	RPI 51-100	RPI 101-150	RPI 150+				
11- 19	0- 2	0- 1	OVERALL	0- 9	0- 3	11- 4				
5- 8	0- 1	0- 0	HOME	0- 4	0- 1	5- 2				
4- 11	0- 1	0- 1	AWAY	0- 5	0- 2	4- 2				
2- 0	0- 0	0- 0	NEUTRAL	0- 0	0- 0	2- 0				
4- 7	0- 0	0- 1	NON-CONFERENCE	0- 1	0- 1	4- 4				
2- 2	0- 0	0- 0	HOME	0- 0	0- 0	2- 2				
1- 5	0- 0	0- 1	AWAY	0- 1	0- 1	1- 2				
1- 0	0- 0	0- 0	NEUTRAL	0- 0	0- 0	1- 0				
7- 12	0- 2	0- 0	CONFERENCE	0- 8	0- 2	7- 0				
3- 6	0- 1	0- 0	HOME	0- 4	0- 1	3- 0				
3- 6	0- 1	0- 0	AWAY	0- 4	0- 1	3- 0				
1- 0	0- 0	0- 0	NEUTRAL	0- 0	0- 0	1- 0				

RPI 1-25				RPI 26-50				RPI 51-100				RPI 101+ Team's RPI: 241			
RPI	S	Opponent	Score	RPI	S	Opponent	Score	RPI	S	Opponent	Score	RPI	S	Opponent	Score
15	A	BYU	61 75	45	A	Missouri	48 80	51	A	St. Mary's (CA)	57 72	108	A	Gonzaga	68 83
15	H	BYU	75 82					51	H	St. Mary's (CA)	81 91	108	H	Gonzaga	59 66
								54	A	UC Riverside	62 80	125	A	Hawaii	51 65
								64	A	Santa Clara	41 68	174	A	Pacific	63 60
								64	H	Santa Clara	56 57	174	H	Pacific	96 88
								83	A	San Diego	58 82	192	A	Cal Poly	58 70
								83	H	San Diego	67 75	193	A	Colorado	81 92
								87	A	San Francisco	72 81	250	H	San Diego St.	92 65
								87	H	San Francisco	73 75	265	H	Seattle	69 78
												267	A	UC Santa Barbara	70 63
												269	A	Pepperdine	83 77
												269	H	Pepperdine	79 69
												287	A	Portland	77 62
												287	H	Portland	62 52
												287	N	Portland	85 72
												321	N	Nevada	69 58
												335	H	UC Irvine	95 50
												342	H	Cal St. Fullerton	73 75
LAST 12 Division I GAMES:															
287	N	Portland	85 72	174	H	Pacific	96 88								
335	H	UC Irvine	95 50	287	A	Portland	77 62								
269	A	Pepperdine	83 77	108	A	Gonzaga	68 83								
87	A	San Francisco	72 81	83	H	San Diego	67 75								
64	A	Santa Clara	41 68	15	H	BYU	75 82								
51	H	St. Mary's (CA)	81 91	83	A	San Diego	58 82								

Non-Div I Games:

Loyola Marymount

■ Loss, 
 ■ Non-Conf, 
 ■ S Site, 
 ■ Home 
 ■ A Away 
 N Neutral

M  
a  
i  
n  
e

M  
a  
i  
n  
e

82 42

Maine

Page 162

[illegible]

**Non-Div I Games:**

RPI	S	Opponent	Score
339	N	Saint Peter's	60 43

M  
a  
n  
h  
a  
t  
t  
a  
n

M  
a  
n  
h  
a  
t  
t  
a  
n

Manhattan

M  
a  
r  
i  
s  
tM  
a  
r  
i  
s  
t

Marist

Loss, Non-Conf, S Site, H Home A Away N Neutral

## Marquette

Through Games Of March 3, 2016

Average RPI Win:	162	WON-LOST	WINNING	LAST 10	STRENGTH OF	OPP. STRENGTH	TEAM	ADJ.	CONF.	ADJ CONF.
Average RPI Loss:	63	RECORD	PCT. RANK	GAMES	SCHEDULE	OF SCHEDULE	RPI	RPI	RPI	RPI
DIV. I ONLY	14- 15	175	6- 4	44	67	93	93	6	6	
DIV. I NON-CONF.	5- 6	180	0- 0	23	50	94	94	6	6	
TOTALS	RPI 1-25	RPI 26-50	W-L RECORDS	RPI 51-100	RPI 101-150	RPI 150+				
14- 15	0- 5	1- 3	OVERALL	3- 3	2- 3	8- 1				
9- 4	0- 2	1- 1	HOME	3- 0	1- 1	4- 0				
4- 11	0- 3	0- 2	AWAY	0- 3	1- 2	3- 1				
1- 0	0- 0	0- 0	NEUTRAL	0- 0	0- 0	1- 0				
5- 6	0- 3	0- 0	NON-CONFERENCE	1- 1	1- 2	3- 0				
2- 2	0- 1	0- 0	HOME	1- 0	0- 1	1- 0				
2- 4	0- 2	0- 0	AWAY	0- 1	1- 1	1- 0				
1- 0	0- 0	0- 0	NEUTRAL	0- 0	0- 0	1- 0				
9- 9	0- 2	1- 3	CONFERENCE	2- 2	1- 1	5- 1				
7- 2	0- 1	1- 1	HOME	2- 0	1- 0	3- 0				
2- 7	0- 1	0- 2	AWAY	0- 2	0- 1	2- 1				
0- 0	0- 0	0- 0	NEUTRAL	0- 0	0- 0	0- 0				

RPI 1-25				RPI 26-50				RPI 51-100				Team's RPI: 93	RPI 101+			
RPI	S	Opponent	Score	RPI	S	Opponent	Score	RPI	S	Opponent	Score		RPI	S	Opponent	Score
8	A	Arizona St.	80 90	34	A	Seton Hall	68 99	56	H	Auburn	70 69		115	H	IUPUI	55 60
9	H	Oregon St.	58 65	34	H	Seton Hall	89 82	58	A	St. John's (NY)	77 81		130	A	Creighton	81 83
18	A	DePaul	86 91	47	A	Villanova	60 81	58	H	St. John's (NY)	67 64		130	H	Creighton	79 72
18	H	DePaul	65 98	47	H	Villanova	75 82	59	A	South Dakota	69 97		135	A	Northern Ky.	78 83
19	A	Green Bay	55 75					95	A	Georgetown	72 75		141	A	Milwaukee	101 81
								95	H	Georgetown	87 72		156	A	Xavier	66 71
													156	H	Xavier	74 69
													186	H	Wisconsin	77 61
													194	N	Richmond	98 80
													195	A	Butler	80 64
													195	H	Butler	76 69
													262	A	Providence	92 85
													262	H	Providence	105 75
													310	A	FIU	95 83
LAST 12 Division I GAMES:																
				18	H	DePaul	65 98					95	A	Georgetown	72 75	
				262	A	Providence	92 85					34	H	Seton Hall	89 82	
				130	A	Creighton	81 83					58	H	St. John's (NY)	67 64	
				156	H	Xavier	74 69					130	H	Creighton	79 72	
				195	H	Butler	76 69					262	H	Providence	105 75	
				47	A	Villanova	60 81					195	A	Butler	80 64	

Non-Div I Games:

Marquette

■ Loss, 
 ■ Non-Conf, 
 ■ S Site, 
 ■ H Home 
 ■ A Away 
 N Neutral

## Marshall

Through Games Of March 3, 2016

Average RPI Win:	222	WON-LOST	WINNING	LAST 10	STRENGTH OF	OPP. STRENGTH	TEAM	ADJ.	CONF.	ADJ CONF.
Average RPI Loss:	95	RECORD	PCT. RANK	GAMES	SCHEDULE	OF SCHEDULE	RPI	RPI	RPI	RPI
DIV. I ONLY	16- 10	107	5- 5	190	156	140	140	12	12	
DIV. I NON-CONF.	8- 1	23	0- 0	326	333	134	134	11	11	
TOTALS	RPI 1-25	RPI 26-50	W-L RECORDS	RPI 51-100	RPI 101-150	RPI 150+				
16- 10	0- 1	1- 2	OVERALL	0- 4	2- 1	13- 2				
11- 4	0- 0	1- 1	HOME	0- 2	1- 0	9- 1				
5- 5	0- 0	0- 1	AWAY	0- 2	1- 1	4- 1				
0- 1	0- 1	0- 0	NEUTRAL	0- 0	0- 0	0- 0				
8- 1	0- 1	0- 0	NON-CONFERENCE	0- 0	1- 0	7- 0				
6- 0	0- 0	0- 0	HOME	0- 0	0- 0	6- 0				
2- 0	0- 0	0- 0	AWAY	0- 0	1- 0	1- 0				
0- 1	0- 1	0- 0	NEUTRAL	0- 0	0- 0	0- 0				
8- 9	0- 0	1- 2	CONFERENCE	0- 4	1- 1	6- 2				
5- 4	0- 0	1- 1	HOME	0- 2	1- 0	3- 1				
3- 5	0- 0	0- 1	AWAY	0- 2	0- 1	3- 1				
0- 0	0- 0	0- 0	NEUTRAL	0- 0	0- 0	0- 0				

RPI 1-25				RPI 26-50				RPI 51-100				RPI 101+				Team's RPI: 140
RPI	S	Opponent	Score	RPI	S	Opponent	Score	RPI	S	Opponent	Score	RPI	S	Opponent	Score	
24	N	West Virginia	60 66	30	H	UTEP	79 64	62	A	Middle Tenn.	54 65	134	A	Southern Ill.	61 55	
				39	A	Western Ky.	52 81	62	H	Middle Tenn.	73 79	150	A	Old Dominion	55 77	
				39	H	Western Ky.	76 80	76	A	Charlotte	77 87	150	H	Old Dominion	80 62	
								76	H	Charlotte	61 64	153	A	UAB	64 61	
												153	H	UAB	73 65	
												156	H	Cornell	73 47	
												178	A	Fla. Atlantic	73 84	
												180	A	Louisiana Tech	54 52	
												208	H	Rhode Island	72 62	
												225	H	Rice	81 52	
												240	H	North Texas	63 71	
												247	H	UTSA	80 76	
												263	H	Saint Francis (PA)	81 73	
												307	A	Morehead St.	104 101	
												310	A	FIU	65 58	
												345	H	NJIT	63 50	
												346	H	Alabama A&M	81 45	
												347	H	Norfolk St.	81 67	
LAST 12 Division I GAMES:																
180	A	Louisiana Tech	54 52	247	H	UTSA	80 76									
62	H	Middle Tenn.	73 79	30	H	UTEP	79 64									
153	H	UAB	73 65	153	A	UAB	64 61									
150	A	Old Dominion	55 77	62	A	Middle Tenn.	54 65									
76	A	Charlotte	77 87	150	H	Old Dominion	80 62									
39	H	Western Ky.	76 80	76	H	Charlotte	61 64									

Non-Div I Games: Brescia 92 40 West Va. Tech 83 39

Marshall

Loss, Non-Conf, S Site, H Home A Away N Neutral

Maryland

Through Games Of March 3, 2016

Average RPI Win:	131	WON-LOST	WINNING	LAST 10	STRENGTH OF	OPP. STRENGTH	TEAM	ADJ.	CONF.	ADJ CONF.
Average RPI Loss:	4	RECORD	PCT. RANK	GAMES	SCHEDULE	OF SCHEDULE	RPI	RPI	RPI	RPI
DIV. I ONLY	27- 3	7	9- 1	57	41	11	11	5	5	
DIV. I NON-CONF.	11- 1	16	0- 0	102	146	20	20	4	4	
TOTALS	RPI 1-25	RPI 26-50	W-L RECORDS	RPI 51-100	RPI 101-150	RPI 150+				
27- 3	2- 3	2- 0	OVERALL	8- 0	6- 0	9- 0				
15- 1	2- 1	1- 0	HOME	4- 0	2- 0	6- 0				
9- 1	0- 1	1- 0	AWAY	3- 0	2- 0	3- 0				
3- 1	0- 1	0- 0	NEUTRAL	1- 0	2- 0	0- 0				
11- 1	1- 1	0- 0	NON-CONFERENCE	1- 0	3- 0	6- 0				
7- 0	1- 0	0- 0	HOME	0- 0	1- 0	5- 0				
1- 0	0- 0	0- 0	AWAY	0- 0	0- 0	1- 0				
3- 1	0- 1	0- 0	NEUTRAL	1- 0	2- 0	0- 0				
16- 2	1- 2	2- 0	CONFERENCE	7- 0	3- 0	3- 0				
8- 1	1- 1	1- 0	HOME	4- 0	1- 0	1- 0				
8- 1	0- 1	1- 0	AWAY	3- 0	2- 0	2- 0				
0- 0	0- 0	0- 0	NEUTRAL	0- 0	0- 0	0- 0				

RPI S	Opponent	Score	RPI S	Opponent	Score	RPI S	Opponent	Score	RPI S	Opponent	Score
3 N	UConn	73 83	41 H	Indiana	86 63	57 A	Iowa	76 56	112 A	Northwestern	79 70
5 A	Ohio St.	86 94	50 A	Rutgers	73 59	60 N	South Dakota St.	62 55	112 H	Northwestern	80 62
5 H	Ohio St.	71 80				61 A	Purdue	87 67	127 N	Pittsburgh	70 49
16 H	Syracuse	82 64				61 H	Purdue	73 59	128 A	Penn St.	89 53
22 H	Michigan St.	85 76				72 A	Michigan	74 67	148 H	Detroit	97 41
						72 H	Michigan	76 56	150 N	Old Dominion	95 49
						77 H	Minnesota	110 77	164 H	Southern U.	94 61
						97 H	Nebraska	89 50	175 A	Illinois	79 63
									186 A	Wisconsin	90 65
									186 H	Wisconsin	83 77
									234 H	Loyola Maryland	97 47
									252 H	High Point	105 50
									275 A	UMES	106 30
									276 H	Central Conn. St.	86 43
									320 H	UMass Lowell	102 53
LAST 12 Division I GAMES:											
77 H	Minnesota	110 77	5 A	Ohio St.	86 94						
186 H	Wisconsin	83 77	22 H	Michigan St.	85 76						
50 A	Rutgers	73 59	61 A	Purdue	87 67						
72 H	Michigan	76 56	41 H	Indiana	86 63						
112 A	Northwestern	79 70	128 A	Penn St.	89 53						
61 H	Purdue	73 59	186 A	Wisconsin	90 65						

Non-Div I Games:

Maryland

Loss, Non-Conf, S Site, H Home A Away N Neutral



Massachusetts

Through Games Of March 3, 2016

Average RPI Win:	206	WON-LOST	WINNING	LAST 10	STRENGTH OF	OPP. STRENGTH	TEAM	ADJ.	CONF.	ADJ CONF.
Average RPI Loss:	128	RECORD	PCT. RANK	GAMES	SCHEDULE	OF SCHEDULE	RPI	RPI	RPI	RPI
DIV. I ONLY	12- 18	233	6- 4	192	99	213	213	7	7	
DIV. I NON-CONF.	6- 6	160	0- 1	251	161	195	195	8	8	
TOTALS	RPI 1-25	RPI 26-50	W-L RECORDS	RPI 51-100	RPI 101-150	RPI 150+				
12- 18	0- 1	1- 3	OVERALL	2- 4	0- 2	9- 8				
7- 6	0- 0	1- 0	HOME	2- 1	0- 2	4- 3				
4- 10	0- 1	0- 3	AWAY	0- 2	0- 0	4- 4				
1- 2	0- 0	0- 0	NEUTRAL	0- 1	0- 0	1- 1				
6- 6	0- 0	0- 1	NON-CONFERENCE	1- 2	0- 1	5- 2				
4- 1	0- 0	0- 0	HOME	1- 0	0- 1	3- 0				
2- 4	0- 0	0- 1	AWAY	0- 1	0- 0	2- 2				
0- 1	0- 0	0- 0	NEUTRAL	0- 1	0- 0	0- 0				
6- 12	0- 1	1- 2	CONFERENCE	1- 2	0- 1	4- 6				
3- 5	0- 0	1- 0	HOME	1- 1	0- 1	1- 3				
2- 6	0- 1	0- 2	AWAY	0- 1	0- 0	2- 2				
1- 1	0- 0	0- 0	NEUTRAL	0- 0	0- 0	1- 1				

RPI	S	Opponent	Score	RPI	S	Opponent	Score	RPI	S	Opponent	Score	RPI	S	Opponent	Score	Team's RPI: 213
21	A	Duquesne	64 73	27	A	St. Bonaventure	41 66	53	A	Saint Louis	49 69	111	H	Saint Joseph's	58 62	
				27	H	St. Bonaventure	69 60	65	N	Ball St.	54 81	126	H	Buffalo	48 56	
				37	A	George Washington	50 67	68	H	Hofstra	57 56	159	H	Fordham	55 60	
				48	A	Duke	46 70	75	H	VCU	66 74	159	N	Fordham	62 73	
								79	H	Dayton	76 69	170	A	George Mason	59 64	
								100	A	Harvard	65 67	181	A	Davidson	66 62	
												193	A	Colorado	63 90	
												194	H	Richmond	68 74	
												206	H	Hartford	63 57	
												208	A	Rhode Island	71 64	
												208	H	Rhode Island	79 80	
												228	A	Bryant	86 69	
												251	A	Holy Cross	74 60	
												276	A	Central Conn. St.	68 78	
												279	A	La Salle	57 66	
												279	H	La Salle	80 57	
												279	N	La Salle	81 65	
												320	H	UMass Lowell	84 58	
												340	H	Boston U.	73 56	
LAST 12 Division I GAMES:																
		159	N	Fordham	62	73				79	H	Dayton	76	69		
		279	N	La Salle	81	65				27	H	St. Bonaventure	69	60		
		65	N	Ball St.	54	81				279	A	La Salle	57	66		
		279	H	La Salle	80	57				159	H	Fordham	55	60		
		208	A	Rhode Island	71	64				21	A	Duquesne	64	73		
		181	A	Davidson	66	62				170	A	George Mason	59	64		

Non-Div I Games:

Massachusetts

Loss, Non-Conf, S Site, H Home A Away N Neutral

Average RPI Win:	257	WON-LOST	WINNING	LAST 10	STRENGTH OF	OPP. STRENGTH	TEAM	ADJ.	CONF.	ADJ CONF.
Average RPI Loss:	144	RECORD	PCT. RANK	GAMES	SCHEDULE	OF SCHEDULE	RPI	RPI	RPI	RPI
DIV. I ONLY	16- 10	107	7- 3	290	210	151	151	26	26	
DIV. I NON-CONF.	5- 4	138	0- 0	125	59	91	91	26	26	
TOTALS	RPI 1-25	RPI 26-50	W-L RECORDS	RPI 51-100	RPI 101-150	RPI 150+				
16- 10	0- 1	0- 1	OVERALL	0- 2	2- 2	14- 4				
9- 2	0- 0	0- 0	HOME	0- 0	1- 1	8- 1				
6- 8	0- 1	0- 1	AWAY	0- 2	1- 1	5- 3				
1- 0	0- 0	0- 0	NEUTRAL	0- 0	0- 0	1- 0				
5- 4	0- 1	0- 1	NON-CONFERENCE	0- 1	1- 0	4- 1				
2- 0	0- 0	0- 0	HOME	0- 0	0- 0	2- 0				
2- 4	0- 1	0- 1	AWAY	0- 1	1- 0	1- 1				
1- 0	0- 0	0- 0	NEUTRAL	0- 0	0- 0	1- 0				
11- 6	0- 0	0- 0	CONFERENCE	0- 1	1- 2	10- 3				
7- 2	0- 0	0- 0	HOME	0- 0	1- 1	6- 1				
4- 4	0- 0	0- 0	AWAY	0- 1	0- 1	4- 2				
0- 0	0- 0	0- 0	NEUTRAL	0- 0	0- 0	0- 0				

RPI 1-25				RPI 26-50				RPI 51-100				RPI 101+ Team's RPI: 151			
RPI	S	Opponent	Score	RPI	S	Opponent	Score	RPI	S	Opponent	Score	RPI	S	Opponent	Score
2	A	Baylor	46 105	49	A	Chattanooga	53 68	73	A	Abilene Christian	62 79	107	H	Central Ark.	56 70
								80	A	Tulane	55 74	120	A	Northwestern St.	64 85
												120	H	Northwestern St.	78 74
												139	A	UT Arlington	63 57
												172	A	Ole Miss	56 96
												180	A	Louisiana Tech	74 71
												202	A	SFA	55 80
												220	N	Dartmouth	78 56
												222	H	Sam Houston St.	82 79
												225	H	Rice	61 53
												242	A	Houston Baptist	71 64
												277	H	La.-Monroe	72 62
												287	A	Lamar	76 69
												287	H	Lamar	92 84
												303	A	Nicholls St.	81 85
												303	H	Nicholls St.	96 62
												312	A	Southeastern La.	83 74
												312	H	Southeastern La.	96 79
												319	H	A&M-Corpus Christi	72 51
												329	H	Incarinate Word	55 68
												332	A	New Orleans	77 74
												332	H	New Orleans	92 63
LAST 12 Division I GAMES:															
303	H	Nicholls St.	96 62	303	A	Nicholls St.	81 85								
287	A	Lamar	76 69	332	H	New Orleans	92 63								
287	H	Lamar	92 84	332	A	New Orleans	77 74								
107	H	Central Ark.	56 70	312	H	Southeastern La.	96 79								
120	A	Northwestern St.	64 85	120	H	Northwestern St.	78 74								
312	A	Southeastern La.	83 74	329	H	Incarinate Word	55 68								

Non-Div I Games: Southern-N.O. 97 61 Louisiana Col. 73 59 Loyola (LA) 70 69

McNeese St.

Loss, Non-Conf, S Site, H Home A Away N Neutral

Memphis

Through Games Of March 3, 2016

Average RPI Win:	185	WON-LOST	WINNING	LAST 10	STRENGTH OF	OPP. STRENGTH	TEAM	ADJ.	CONF.	ADJ CONF.
Average RPI Loss:	88	RECORD	PCT. RANK	GAMES	SCHEDULE	OF SCHEDULE	RPI	RPI	RPI	RPI
DIV. I ONLY	18- 11	103	8- 2	146	78	104	104	8	8	
DIV. I NON-CONF.	6- 5	146	0- 0	150	85	155	155	7	7	
TOTALS	RPI 1-25	RPI 26-50	W-L RECORDS	RPI 51-100	RPI 101-150	RPI 150+				
18- 11	1- 3	0- 1	OVERALL	4- 3	1- 1	12- 3				
12- 4	1- 1	0- 1	HOME	3- 1	1- 0	7- 1				
6- 7	0- 2	0- 0	AWAY	1- 2	0- 1	5- 2				
0- 0	0- 0	0- 0	NEUTRAL	0- 0	0- 0	0- 0				
6- 5	0- 0	0- 1	NON-CONFERENCE	2- 2	1- 1	3- 1				
5- 2	0- 0	0- 1	HOME	1- 1	1- 0	3- 0				
1- 3	0- 0	0- 0	AWAY	1- 1	0- 1	0- 1				
0- 0	0- 0	0- 0	NEUTRAL	0- 0	0- 0	0- 0				
12- 6	1- 3	0- 0	CONFERENCE	2- 1	0- 0	9- 2				
7- 2	1- 1	0- 0	HOME	2- 0	0- 0	4- 1				
5- 4	0- 2	0- 0	AWAY	0- 1	0- 0	5- 1				
0- 0	0- 0	0- 0	NEUTRAL	0- 0	0- 0	0- 0				

RPI	S	Opponent	Score	RPI	S	Opponent	Score	RPI	S	Opponent	Score	RPI	S	Opponent	Score	Team's RPI: 104
3	A	UConn	40 83	37	H	George Washington	62 68	53	H	Saint Louis	57 63	102	A	Little Rock	53 61	
3	H	UConn	46 86					66	A	Temple	58 82	134	H	Southern Ill.	61 58	
25	A	South Fla.	82 97					66	H	Temple	100 97	158	A	East Carolina	79 78	
25	H	South Fla.	88 87					74	A	Central Mich.	64 61	158	H	East Carolina	93 83	
								77	A	Minnesota	60 70	175	H	Illinois	81 75	
								80	H	Tulane	83 67	179	A	Tulsa	69 58	
								95	H	Georgetown	57 53	179	H	Tulsa	59 65	
												188	A	SMU	49 58	
												219	A	Cincinnati	64 47	
												219	H	Cincinnati	54 51	
												238	A	Kansas	63 72	
												273	A	UCF	69 52	
												273	H	UCF	75 59	
												282	A	Houston	77 64	
												282	H	Houston	74 57	
												295	H	Jacksonville St.	70 55	
												338	H	Eastern Ill.	80 49	
LAST 12 Division I GAMES:																
282	A	Houston	77 64	219	H	Cincinnati	54 51									
158	H	East Carolina	93 83	3	A	UConn	40 83									
25	A	South Fla.	82 97	273	H	UCF	75 59									
66	H	Temple	100 97	179	A	Tulsa	69 58									
158	A	East Carolina	79 78	25	H	South Fla.	88 87									
273	A	UCF	69 52	188	A	SMU	49 58									

Non-Div I Games:

Memphis

Loss, Non-Conf, S Site, H Home A Away N Neutral

Average RPI Win:	253	WON-LOST	WINNING	LAST 10	STRENGTH OF	OPP. STRENGTH	TEAM	ADJ.	CONF.	ADJ CONF.
Average RPI Loss:	75	RECORD	PCT. RANK	GAMES	SCHEDULE	OF SCHEDULE	RPI	RPI	RPI	RPI
DIV. I ONLY	21- 7	54	9- 1	266	218	114	114	17	17	
DIV. I NON-CONF.	8- 5	120	0- 0	230	289	158	158	15	15	
TOTALS	RPI 1-25	RPI 26-50	W-L RECORDS	RPI 51-100	RPI 101-150	RPI 150+				
21- 7	0- 1	1- 2	OVERALL	0- 2	2- 1	18- 1				
10- 3	0- 0	1- 0	HOME	0- 1	1- 1	8- 1				
9- 3	0- 1	0- 2	AWAY	0- 0	1- 0	8- 0				
2- 1	0- 0	0- 0	NEUTRAL	0- 1	0- 0	2- 0				
8- 5	0- 1	0- 1	NON-CONFERENCE	0- 2	0- 1	8- 0				
4- 2	0- 0	0- 0	HOME	0- 1	0- 1	4- 0				
3- 2	0- 1	0- 1	AWAY	0- 0	0- 0	3- 0				
1- 1	0- 0	0- 0	NEUTRAL	0- 1	0- 0	1- 0				
13- 2	0- 0	1- 1	CONFERENCE	0- 0	2- 0	10- 1				
6- 1	0- 0	1- 0	HOME	0- 0	1- 0	4- 1				
6- 1	0- 0	0- 1	AWAY	0- 0	1- 0	5- 0				
1- 0	0- 0	0- 0	NEUTRAL	0- 0	0- 0	1- 0				

RPI 1-25				RPI 26-50				RPI 51-100				RPI 101+ Team's RPI: 114			
RPI	S	Opponent	Score	RPI	S	Opponent	Score	RPI	S	Opponent	Score	RPI	S	Opponent	Score
12	A	Florida St.	36 79	32	A	Georgia	44 57	53	H	Saint Louis	60 68	109	A	Samford	63 60
				49	A	Chattanooga	45 67	76	N	Charlotte	62 72	109	H	Samford	63 61
				49	H	Chattanooga	67 44					134	H	Southern Ill.	52 55
												166	A	ETSU	61 45
												166	H	ETSU	53 55
												209	A	Furman	61 50
												209	H	Furman	64 62
												231	H	Col. of Charleston	66 58
												278	A	Tennessee Tech	63 47
												286	A	Kennesaw St.	72 61
												294	H	Ga. Southern	62 50
												295	H	Jacksonville St.	46 39
												296	A	Florida A&M	54 50
												299	A	Western Caro.	92 88
												299	H	Western Caro.	63 42
												305	A	Wofford	70 61
												305	H	Wofford	80 32
												308	A	UNCG	86 78
												308	H	UNCG	81 47
												308	N	UNCG	75 53
												328	H	North Florida	68 54
												330	N	Howard	70 53
LAST 12 Division I GAMES:															
				308	N	UNCG	75 53					308	H	UNCG	81 47
				209	H	Furman	64 62					299	H	Western Caro.	63 42
				305	H	Wofford	80 32					209	A	Furman	61 50
				49	A	Chattanooga	45 67					305	A	Wofford	70 61
				166	A	ETSU	61 45					166	H	ETSU	53 55
				109	H	Samford	63 61					49	H	Chattanooga	67 44

Non-Div I Games: Faulkner 86 33 Coastal Ga. 87 48

Mercer

Loss, Non-Conf, S Site, H Home A Away N Neutral

Average RPI Win:	155	WON-LOST	WINNING	LAST 10	STRENGTH OF	OPP. STRENGTH	TEAM	ADJ.	CONF.	ADJ CONF.
Average RPI Loss:	23	RECORD	PCT. RANK	GAMES	SCHEDULE	OF SCHEDULE	RPI	RPI	RPI	RPI
DIV. I ONLY	23- 7	42	6- 4	65	55	31	31	4	4	
DIV. I NON-CONF.	12- 1	9	0- 0	176	131	40	40	5	5	
TOTALS	RPI 1-25	RPI 26-50	W-L RECORDS	RPI 51-100	RPI 101-150	RPI 150+				
23- 7	0- 6	3- 0	OVERALL	2- 0	10- 1	8- 0				
13- 3	0- 3	2- 0	HOME	0- 0	5- 0	6- 0				
8- 3	0- 2	0- 0	AWAY	2- 0	4- 1	2- 0				
2- 1	0- 1	1- 0	NEUTRAL	0- 0	1- 0	0- 0				
12- 1	0- 1	1- 0	NON-CONFERENCE	1- 0	3- 0	7- 0				
8- 0	0- 0	0- 0	HOME	0- 0	2- 0	6- 0				
3- 0	0- 0	0- 0	AWAY	1- 0	1- 0	1- 0				
1- 1	0- 1	1- 0	NEUTRAL	0- 0	0- 0	0- 0				
11- 6	0- 5	2- 0	CONFERENCE	1- 0	7- 1	1- 0				
5- 3	0- 3	2- 0	HOME	0- 0	3- 0	0- 0				
5- 3	0- 2	0- 0	AWAY	1- 0	3- 1	1- 0				
1- 0	0- 0	0- 0	NEUTRAL	0- 0	1- 0	0- 0				

RPI 1-25				RPI 26-50				Team's RPI: 31				RPI 51-100				RPI 101+			
RPI	S	Opponent	Score	RPI	S	Opponent	Score	RPI	S	Opponent	Score	RPI	S	Opponent	Score	RPI	S	Opponent	Score
1	A	Notre Dame	69 90	41	N	Indiana	89 75	67	A	Georgia Tech	58 55	103	A	Virginia	56 76				
2	N	Baylor	81 88	46	H	North Carolina St.	73 44	76	A	Charlotte	77 70	106	H	Wright St.	80 67				
12	A	Florida St.	67 70	48	H	Duke	61 53					113	A	Boston College	67 62				
12	H	Florida St.	58 69									119	A	Virginia Tech	57 45				
14	H	Louisville	51 79									119	H	Virginia Tech	67 56				
16	H	Syracuse	51 57									127	H	Pittsburgh	79 55				
												127	N	Pittsburgh	77 55				
												137	H	Wake Forest	71 60				
												141	H	Milwaukee	77 38				
												147	A	North Carolina	76 61				
												150	A	Old Dominion	61 35				
												172	A	Loyola Chicago	77 50				
												175	H	Illinois	73 64				
												244	H	Coppin St.	78 59				
												246	H	Bethune-Cookman	55 47				
												255	A	Clemson	83 49				
												279	H	La Salle	86 58				
												310	H	FIU	83 55				
												320	H	UMass Lowell	84 53				
LAST 12 Division I GAMES:																			
127	N	Pittsburgh	77 55	48	H	Duke	61 53												
12	A	Florida St.	67 70	113	A	Boston College	67 62												
14	H	Louisville	51 79	16	H	Syracuse	51 57												
119	H	Virginia Tech	67 56	119	A	Virginia Tech	57 45												
1	A	Notre Dame	69 90	12	H	Florida St.	58 69												
67	A	Georgia Tech	58 55	147	A	North Carolina	76 61												

Non-Div I Games:

Miami (FL)

■ Loss, 
■ Non-Conf, S Site, 
■ Home 
■ Away 
N Neutral

Average RPI Win:	267	WON-LOST	WINNING	LAST 10	STRENGTH OF	OPP. STRENGTH	TEAM	ADJ.	CONF.	ADJ CONF.
Average RPI Loss:	142	RECORD	PCT. RANK	GAMES	SCHEDULE	OF SCHEDULE	RPI	RPI	RPI	RPI
DIV. I ONLY	9- 19	268	1- 9	255	158	285	285	11	11	
DIV. I NON-CONF.	6- 5	146	0- 0	317	236	239	239	13	13	
TOTALS	RPI 1-25	RPI 26-50	W-L RECORDS	RPI 51-100	RPI 101-150	RPI 150+				
9- 19	0- 0	0- 1	OVERALL	0- 6	1- 6	8- 6				
7- 7	0- 0	0- 0	HOME	0- 3	1- 2	6- 2				
1- 12	0- 0	0- 1	AWAY	0- 3	0- 4	1- 4				
1- 0	0- 0	0- 0	NEUTRAL	0- 0	0- 0	1- 0				
6- 5	0- 0	0- 0	NON-CONFERENCE	0- 1	0- 2	6- 2				
4- 2	0- 0	0- 0	HOME	0- 0	0- 1	4- 1				
1- 3	0- 0	0- 0	AWAY	0- 1	0- 1	1- 1				
1- 0	0- 0	0- 0	NEUTRAL	0- 0	0- 0	1- 0				
3- 14	0- 0	0- 1	CONFERENCE	0- 5	1- 4	2- 4				
3- 5	0- 0	0- 0	HOME	0- 3	1- 1	2- 1				
0- 9	0- 0	0- 1	AWAY	0- 2	0- 3	0- 3				
0- 0	0- 0	0- 0	NEUTRAL	0- 0	0- 0	0- 0				

RPI 1-25				RPI 26-50				RPI 51-100				RPI 101+				Team's RPI: 285	
RPI	S	Opponent	Score	RPI	S	Opponent	Score	RPI	S	Opponent	Score	RPI	S	Opponent	Score		
				43	A	Ohio	44 72	65	A	Ball St.	41 66	101	A	UT Martin	47 74		
								72	A	Michigan	55 97	122	A	Akron	65 77		
								74	A	Central Mich.	54 77	122	H	Akron	62 65		
								74	H	Central Mich.	58 72	126	A	Buffalo	39 58		
								84	H	Eastern Mich.	46 70	126	H	Buffalo	69 58		
								98	H	Toledo	50 55	135	H	Northern Ky.	57 71		
												142	A	Western Mich.	66 80		
												178	A	Fla. Atlantic	65 68		
												183	H	Eastern Ky.	72 77		
												217	H	Oakland	65 54		
												249	A	Northern Ill.	73 92		
												249	H	Northern Ill.	66 60		
												253	A	Valparaiso	75 72		
												256	A	Bowling Green	56 76		
												256	H	Bowling Green	58 64		
												268	H	Austin Peay	75 60		
												307	H	Morehead St.	59 57		
												322	A	Kent St.	53 59		
												322	H	Kent St.	55 52		
												327	N	LIU Brooklyn	68 49		
												334	H	Evansville	91 85		
LAST 12 Division I GAMES:																	
				322	A	Kent St.	53 59	249	A	Northern Ill.	73 92						
				256	A	Bowling Green	56 76	122	A	Akron	65 77						
				122	H	Akron	62 65	322	H	Kent St.	55 52						
				126	A	Buffalo	39 58	74	A	Central Mich.	54 77						
				43	A	Ohio	44 72	126	H	Buffalo	69 58						
				84	H	Eastern Mich.	46 70	74	H	Central Mich.	58 72						

Non-Div I Games:

Miami (OH)

■ Loss, 
■ Non-Conf, 
■ S Site, 
■ H Home 
■ A Away 
N Neutral

## Michigan

Through Games Of March 3, 2016

Average RPI Win:	147	WON-LOST	WINNING	LAST 10	STRENGTH OF	OPP. STRENGTH	TEAM	ADJ.	CONF.	ADJ CONF.
Average RPI Loss:	41	RECORD	PCT. RANK	GAMES	SCHEDULE	OF SCHEDULE	RPI	RPI	RPI	RPI
DIV. I ONLY	17- 13	139	6- 4	29	37	72	72	5	5	
DIV. I NON-CONF.	8- 3	77	0- 0	97	119	80	80	4	4	
TOTALS	RPI 1-25	RPI 26-50	W-L RECORDS	RPI 51-100	RPI 101-150	RPI 150+				
17- 13	0- 5	0- 3	OVERALL	4- 5	6- 0	7- 0				
12- 5	0- 3	0- 0	HOME	2- 2	3- 0	7- 0				
5- 7	0- 2	0- 3	AWAY	2- 2	3- 0	0- 0				
0- 1	0- 0	0- 0	NEUTRAL	0- 1	0- 0	0- 0				
8- 3	0- 1	0- 1	NON-CONFERENCE	0- 1	3- 0	5- 0				
7- 1	0- 1	0- 0	HOME	0- 0	2- 0	5- 0				
1- 2	0- 0	0- 1	AWAY	0- 1	1- 0	0- 0				
0- 0	0- 0	0- 0	NEUTRAL	0- 0	0- 0	0- 0				
9- 10	0- 4	0- 2	CONFERENCE	4- 4	3- 0	2- 0				
5- 4	0- 2	0- 0	HOME	2- 2	1- 0	2- 0				
4- 5	0- 2	0- 2	AWAY	2- 1	2- 0	0- 0				
0- 1	0- 0	0- 0	NEUTRAL	0- 1	0- 0	0- 0				

RPI 1-25				RPI 26-50				RPI 51-100				RPI 101+			
RPI	S	Opponent	Score	RPI	S	Opponent	Score	RPI	S	Opponent	Score	RPI	S	Opponent	Score
5	H	Ohio St.	93 97	33	A	Princeton	57 74	57	A	Iowa	69 85	112	A	Northwestern	70 65
10	H	UCLA	77 86	41	A	Indiana	69 77	57	H	Iowa	82 75	127	H	Pittsburgh	82 45
11	A	Maryland	56 76	50	A	Rutgers	50 72	57	N	Iowa	85 97	128	A	Penn St.	91 87
11	H	Maryland	67 74					61	A	Purdue	68 61	128	H	Penn St.	78 73
22	A	Michigan St.	64 85					61	H	Purdue	63 65	144	H	Oral Roberts	61 44
								77	A	Minnesota	93 86	148	A	Detroit	88 61
								77	H	Minnesota	92 76	156	H	Xavier	92 54
								84	A	Eastern Mich.	63 64	175	H	Illinois	96 83
								97	H	Nebraska	81 93	186	H	Wisconsin	82 65
												205	H	USC Upstate	119 61
												206	H	Hartford	83 47
												232	H	Binghamton	90 62
												285	H	Miami (OH)	97 55
LAST 12 Division I GAMES:															
				57	N	Iowa	85 97	186	H	Wisconsin	82 65				
				50	A	Rutgers	50 72	175	H	Illinois	96 83				
				112	A	Northwestern	70 65	22	A	Michigan St.	64 85				
				128	H	Penn St.	78 73	77	H	Minnesota	92 76				
				11	A	Maryland	56 76	57	A	Iowa	69 85				
				61	A	Purdue	68 61	97	H	Nebraska	81 93				

Non-Div I Games:

Michigan

■ Loss, 
 ■ Non-Conf, 
 ■ S Site, 
 ■ H Home 
 ■ A Away 
 N Neutral

Average RPI Win:	<b>123</b>	WON-LOST	WINNING	LAST 10	STRENGTH OF	OPP. STRENGTH	TEAM	ADJ.	CONF.	ADJ CONF.
Average RPI Loss:	<b>43</b>	RECORD	PCT. RANK	GAMES	SCHEDULE	OF SCHEDULE	RPI	RPI	RPI	RPI
DIV. I ONLY	<b>22- 7</b>	<b>44</b>	<b>7- 3</b>	<b>58</b>	<b>16</b>	<b>22</b>	<b>22</b>	<b>5</b>	<b>5</b>	
DIV. I NON-CONF.	<b>9- 2</b>	<b>37</b>	<b>0- 0</b>	<b>87</b>	<b>41</b>	<b>42</b>	<b>42</b>	<b>4</b>	<b>4</b>	
TOTALS	RPI 1-25	RPI 26-50	W-L RECORDS	RPI 51-100	RPI 101-150	RPI 150+				
22- 7	1- 4	3- 1	OVERALL	5- 1	4- 1	9- 0				
13- 2	1- 1	2- 0	HOME	4- 0	3- 1	3- 0				
8- 4	0- 2	1- 1	AWAY	1- 1	1- 0	5- 0				
1- 1	0- 1	0- 0	NEUTRAL	0- 0	0- 0	1- 0				
9- 2	0- 2	1- 0	NON-CONFERENCE	0- 0	2- 0	6- 0				
5- 1	0- 1	1- 0	HOME	0- 0	2- 0	2- 0				
3- 0	0- 0	0- 0	AWAY	0- 0	0- 0	3- 0				
1- 1	0- 1	0- 0	NEUTRAL	0- 0	0- 0	1- 0				
13- 5	1- 2	2- 1	CONFERENCE	5- 1	2- 1	3- 0				
8- 1	1- 0	1- 0	HOME	4- 0	1- 1	1- 0				
5- 4	0- 2	1- 1	AWAY	1- 1	1- 0	2- 0				
0- 0	0- 0	0- 0	NEUTRAL	0- 0	0- 0	0- 0				

RPI	S	Opponent	Score	RPI	S	Opponent	Score	RPI	S	Opponent	Score	RPI	S	Opponent	Score
2	N	Baylor	76 <b>84</b>	32	H	Georgia	66 45	57	A	Iowa	74 69	112	H	Northwestern	74 51
5	A	Ohio St.	80 <b>85</b>	41	A	Indiana	65 <b>81</b>	57	H	Iowa	80 73	128	A	Penn St.	71 55
5	H	Ohio St.	107 105	50	A	Rutgers	70 67	61	H	Purdue	68 56	128	H	Penn St.	61 <b>65</b>
11	A	Maryland	76 <b>85</b>	50	H	Rutgers	59 48	72	H	Michigan	85 64	142	H	Western Mich.	78 40
14	H	Louisville	78 <b>85</b>					77	H	Minnesota	114 106	148	H	Detroit	81 42
								97	A	Nebraska	66 <b>73</b>	161	A	Northeastern	77 51
												172	H	Loyola Chicago	76 47
												175	A	Illinois	71 43
												181	A	Davidson	73 44
												186	A	Wisconsin	77 54
												186	H	Wisconsin	77 67
												212	H	Idaho St.	79 60
												217	A	Oakland	82 62
												219	N	Cincinnati	103 63
LAST 12 Division I GAMES:															
11	A	Maryland	76 <b>85</b>	128	H	Penn St.	61 <b>65</b>								
5	H	Ohio St.	107 105	57	A	Iowa	74 69								
175	A	Illinois	71 43	72	H	Michigan	85 64								
77	H	Minnesota	114 106	186	A	Wisconsin	77 54								
50	A	Rutgers	70 67	61	H	Purdue	68 56								
97	A	Nebraska	66 <b>73</b>	50	H	Rutgers	59 48								

Non-Div I Games:

Michigan St.



## Middle Tenn.

Through Games Of March 3, 2016

Average RPI Win:	185	WON-LOST	WINNING	LAST 10	STRENGTH OF	OPP. STRENGTH	TEAM	ADJ.	CONF.	ADJ CONF.
Average RPI Loss:	76	RECORD	PCT. RANK	GAMES	SCHEDULE	OF SCHEDULE	RPI	RPI	RPI	RPI
DIV. I ONLY	20- 8	62	9- 1	98	103	62	62	12	12	
DIV. I NON-CONF.	6- 5	146	0- 0	142	77	131	131	11	11	
TOTALS	RPI 1-25	RPI 26-50	W-L RECORDS	RPI 51-100	RPI 101-150	RPI 150+				
20- 8	0- 1	1- 3	OVERALL	2- 1	2- 2	15- 1				
10- 3	0- 1	1- 0	HOME	2- 0	1- 2	6- 0				
10- 4	0- 0	0- 2	AWAY	0- 0	1- 0	9- 0				
0- 1	0- 0	0- 0	NEUTRAL	0- 0	0- 0	0- 1				
6- 5	0- 1	0- 1	NON-CONFERENCE	1- 1	0- 1	5- 1				
3- 2	0- 1	0- 0	HOME	1- 0	0- 1	2- 0				
3- 2	0- 0	0- 1	AWAY	0- 1	0- 0	3- 0				
0- 1	0- 0	0- 0	NEUTRAL	0- 0	0- 0	0- 1				
14- 3	0- 0	1- 2	CONFERENCE	1- 0	2- 1	10- 0				
7- 1	0- 0	1- 0	HOME	1- 0	1- 1	4- 0				
7- 2	0- 0	0- 2	AWAY	0- 0	1- 0	6- 0				
0- 0	0- 0	0- 0	NEUTRAL	0- 0	0- 0	0- 0				

RPI 1-25				RPI 26-50				RPI 51-100 Team's RPI: 62				RPI 101+			
RPI	S	Opponent	Score	RPI	S	Opponent	Score	RPI	S	Opponent	Score	RPI	S	Opponent	Score
13	H	Kentucky	52 68	30	A	UTEP	73 84	74	A	Central Mich.	59 81	103	H	Virginia	66 70
				39	A	Western Ky.	51 62	76	H	Charlotte	72 67	140	A	Marshall	79 73
				39	H	Western Ky.	83 75	92	H	Missouri St.	70 54	140	H	Marshall	65 54
				43	A	Ohio	49 72					150	H	Old Dominion	58 61
												153	A	UAB	77 72
												153	H	UAB	68 40
												154	N	Alabama	46 64
												156	A	Xavier	62 53
												163	H	Southern Miss.	74 44
												172	H	Ole Miss	84 75
												178	A	Fla. Atlantic	83 73
												178	H	Fla. Atlantic	71 65
												180	H	Louisiana Tech	68 57
												225	A	Rice	61 60
												240	A	North Texas	76 52
												247	A	UTSA	74 63
												268	A	Austin Peay	86 55
												278	H	Tennessee Tech	69 53
												310	A	FIU	85 62
												321	A	Nevada	90 46
LAST 12 Division I GAMES:															
178	H	Fla. Atlantic	71 65	310	A	FIU	85 62								
140	A	Marshall	79 73	178	A	Fla. Atlantic	83 73								
39	A	Western Ky.	51 62	39	H	Western Ky.	83 75								
153	A	UAB	77 72	140	H	Marshall	65 54								
163	H	Southern Miss.	74 44	225	A	Rice	61 60								
180	H	Louisiana Tech	68 57	240	A	North Texas	76 52								

Non-Div I Games:

Middle Tenn.

■ Loss, 
 ■ Non-Conf, S Site, 
 ■ Home 
 ■ Away 
 N Neutral

## Milwaukee

Through Games Of March 3, 2016

Average RPI Win:	236	WON-LOST	WINNING	LAST 10	STRENGTH OF	OPP. STRENGTH	TEAM	ADJ.	CONF.	ADJ CONF.
Average RPI Loss:	116	RECORD	PCT. RANK	GAMES	SCHEDULE	OF SCHEDULE	RPI	RPI	RPI	RPI
DIV. I ONLY	18- 10	90	7- 3	262	146	141	141	14	14	
DIV. I NON-CONF.	6- 5	146	0- 0	346	154	273	273	16	16	
TOTALS	RPI 1-25	RPI 26-50	W-L RECORDS	RPI 51-100	RPI 101-150	RPI 150+				
18- 10	0- 2	0- 1	OVERALL	0- 1	4- 4	14- 2				
9- 5	0- 1	0- 0	HOME	0- 1	2- 2	7- 1				
8- 5	0- 1	0- 1	AWAY	0- 0	2- 2	6- 1				
1- 0	0- 0	0- 0	NEUTRAL	0- 0	0- 0	1- 0				
6- 5	0- 0	0- 1	NON-CONFERENCE	0- 1	0- 1	6- 2				
3- 2	0- 0	0- 0	HOME	0- 1	0- 0	3- 1				
2- 3	0- 0	0- 1	AWAY	0- 0	0- 1	2- 1				
1- 0	0- 0	0- 0	NEUTRAL	0- 0	0- 0	1- 0				
12- 5	0- 2	0- 0	CONFERENCE	0- 0	4- 3	8- 0				
6- 3	0- 1	0- 0	HOME	0- 0	2- 2	4- 0				
6- 2	0- 1	0- 0	AWAY	0- 0	2- 1	4- 0				
0- 0	0- 0	0- 0	NEUTRAL	0- 0	0- 0	0- 0				

RPI 1-25				RPI 26-50				RPI 51-100				RPI 101+ Team's RPI: 141			
RPI	S	Opponent	Score	RPI	S	Opponent	Score	RPI	S	Opponent	Score	RPI	S	Opponent	Score
19	A	Green Bay	46 69	31	A	Miami (FL)	38 77	93	H	Marquette	81 101	106	A	Wright St.	82 60
19	H	Green Bay	42 63									106	H	Wright St.	68 57
												112	A	Northwestern	44 69
												129	A	Youngstown St.	67 69
												129	H	Youngstown St.	62 70
												135	A	Northern Ky.	86 60
												135	H	Northern Ky.	78 71
												148	H	Detroit	79 89
												178	A	Fla. Atlantic	67 71
												217	A	Oakland	98 95
												217	H	Oakland	77 64
												227	A	Ill.-Chicago	62 56
												227	H	Ill.-Chicago	54 53
												249	H	Northern Ill.	73 58
												253	A	Valparaiso	70 60
												253	H	Valparaiso	82 60
												272	A	Cleveland St.	62 46
												272	H	Cleveland St.	59 58
												279	N	La Salle	69 53
												301	H	UMKC	70 48
												304	H	Denver	49 56
												316	H	IPFW	73 60
												338	A	Eastern Ill.	82 71
												341	A	Chicago St.	55 48
LAST 12 Division I GAMES:															
217	A	Oakland	98 95	272	H	Cleveland St.	59 58								
106	H	Wright St.	68 57	19	A	Green Bay	46 69								
135	H	Northern Ky.	78 71	217	H	Oakland	77 64								
227	A	Ill.-Chicago	62 56	148	H	Detroit	79 89								
253	A	Valparaiso	70 60	135	A	Northern Ky.	86 60								
129	H	Youngstown St.	62 70	106	A	Wright St.	82 60								

Non-Div I Games:

Milwaukee

■ Loss, 
 ■ Non-Conf, 
 ■ S Site, 
 ■ H Home 
 ■ A Away 
 N Neutral

## Minnesota

Through Games Of March 3, 2016

Average RPI Win:	151	WON-LOST	WINNING	LAST 10	STRENGTH OF	OPP. STRENGTH	TEAM	ADJ.	CONF.	ADJ CONF.
Average RPI Loss:	65	RECORD	PCT. RANK	GAMES	SCHEDULE	OF SCHEDULE	RPI	RPI	RPI	RPI
DIV. I ONLY	19- 11	95	5- 5	86	40	77	77	5	5	
DIV. I NON-CONF.	8- 3	77	0- 0	231	187	129	129	4	4	
TOTALS	RPI 1-25	RPI 26-50	W-L RECORDS	RPI 51-100	RPI 101-150	RPI 150+				
19- 11	1- 2	2- 3	OVERALL	3- 4	5- 1	8- 1				
14- 2	1- 0	2- 0	HOME	3- 1	4- 0	4- 1				
4- 7	0- 2	0- 3	AWAY	0- 2	1- 0	3- 0				
1- 2	0- 0	0- 0	NEUTRAL	0- 1	0- 1	1- 0				
8- 3	0- 0	0- 1	NON-CONFERENCE	1- 1	2- 0	5- 1				
6- 1	0- 0	0- 0	HOME	1- 0	2- 0	3- 1				
1- 1	0- 0	0- 1	AWAY	0- 0	0- 0	1- 0				
1- 1	0- 0	0- 0	NEUTRAL	0- 1	0- 0	1- 0				
11- 8	1- 2	2- 2	CONFERENCE	2- 3	3- 1	3- 0				
8- 1	1- 0	2- 0	HOME	2- 1	2- 0	1- 0				
3- 6	0- 2	0- 2	AWAY	0- 2	1- 0	2- 0				
0- 1	0- 0	0- 0	NEUTRAL	0- 0	0- 1	0- 0				

RPI 1-25				RPI 26-50				RPI 51-100				Team's RPI: 77	RPI 101+			
RPI	S	Opponent	Score	RPI	S	Opponent	Score	RPI	S	Opponent	Score		RPI	S	Opponent	Score
5	H	Ohio St.	90 88	41	A	Indiana	79 93	56	N	Auburn	79 81		104	H	Memphis	70 60
11	A	Maryland	77 110	41	H	Indiana	78 76	57	H	Iowa	78 76		105	H	North Dakota	57 47
22	A	Michigan St.	106 114	48	A	Duke	64 84	61	A	Purdue	72 84		112	A	Northwestern	112 106
				50	A	Rutgers	55 66	69	H	Maine	91 64		112	H	Northwestern	95 92
				50	H	Rutgers	85 72	72	A	Michigan	76 92		112	N	Northwestern	74 84
								72	H	Michigan	86 93		128	H	Penn St.	98 85
								97	H	Nebraska	110 73		171	H	New Mexico	53 72
													175	A	Illinois	106 75
													175	H	Illinois	82 77
													186	A	Wisconsin	84 77
													196	N	Stetson	72 69
													289	H	Towson	105 86
													305	H	Wofford	98 54
													322	A	Kent St.	85 73
													345	H	NJIT	83 50
LAST 12 Division I GAMES:																
				112	N	Northwestern	74 84					97	H	Nebraska	110 73	
				11	A	Maryland	77 110					112	A	Northwestern	112 106	
				5	H	Ohio St.	90 88					50	H	Rutgers	85 72	
				22	A	Michigan St.	106 114					72	A	Michigan	76 92	
				41	A	Indiana	79 93					175	H	Illinois	82 77	
				57	H	Iowa	78 76					186	A	Wisconsin	84 77	

Non-Div I Games:

Minnesota

■ Loss, 
 ■ Non-Conf, 
 ■ S Site, 
 ■ H Home 
 ■ A Away 
 N Neutral

## Mississippi St.

Through Games Of March 3, 2016

Average RPI Win:	155	WON-LOST	WINNING	LAST 10	STRENGTH OF	OPP. STRENGTH	TEAM	ADJ.	CONF.	ADJ CONF.
Average RPI Loss:	20	RECORD	PCT. RANK	GAMES	SCHEDULE	OF SCHEDULE	RPI	RPI	RPI	RPI
DIV. I ONLY	24- 6	27	7- 3	76	63	28	28	2	2	
DIV. I NON-CONF.	13- 1	8	0- 0	223	226	49	49	2	2	
TOTALS	RPI 1-25	RPI 26-50	W-L RECORDS	RPI 51-100	RPI 101-150	RPI 150+				
24- 6	2- 4	2- 2	OVERALL	3- 0	5- 0	12- 0				
14- 2	0- 2	2- 0	HOME	1- 0	2- 0	9- 0				
6- 4	1- 2	0- 2	AWAY	1- 0	2- 0	2- 0				
4- 0	1- 0	0- 0	NEUTRAL	1- 0	1- 0	1- 0				
13- 1	1- 1	0- 0	NON-CONFERENCE	1- 0	2- 0	9- 0				
8- 0	0- 0	0- 0	HOME	0- 0	1- 0	7- 0				
1- 1	0- 1	0- 0	AWAY	0- 0	0- 0	1- 0				
4- 0	1- 0	0- 0	NEUTRAL	1- 0	1- 0	1- 0				
11- 5	1- 3	2- 2	CONFERENCE	2- 0	3- 0	3- 0				
6- 2	0- 2	2- 0	HOME	1- 0	1- 0	2- 0				
5- 3	1- 1	0- 2	AWAY	1- 0	2- 0	1- 0				
0- 0	0- 0	0- 0	NEUTRAL	0- 0	0- 0	0- 0				

RPI 1-25				RPI 26-50				Team's RPI: 28	RPI 51-100				RPI 101+			
RPI	S	Opponent	Score	RPI	S	Opponent	Score		RPI	S	Opponent	Score	RPI	S	Opponent	Score
4	H	South Carolina	51 57	26	H	Tennessee	65 63		56	H	Auburn	60 45	109	H	Samford	68 47
6	A	Texas	47 53	32	A	Georgia	43 47		63	N	FGCU	65 60	117	A	LSU	71 52
13	H	Kentucky	60 83	45	A	Missouri	54 66		71	A	Vanderbilt	66 61	138	A	Arkansas	65 55
17	A	Texas A&M	58 64	45	H	Missouri	52 42						138	H	Arkansas	80 55
20	A	Florida	76 70										142	N	Western Mich.	90 68
25	N	South Fla.	68 58										154	H	Alabama	61 52
													163	H	Southern Miss.	78 65
													172	A	Ole Miss	60 51
													172	H	Ole Miss	79 51
													180	A	Louisiana Tech	93 63
													188	N	SMU	72 70
													191	H	Grambling	107 43
													258	H	Tennessee St.	82 54
													290	H	Savannah St.	92 25
													312	H	Southeastern La.	81 41
													347	H	Norfolk St.	92 34
													349	H	Mississippi Val.	109 37
LAST 12 Division I GAMES:																
154	H	Alabama	61 52	117	A	LSU	71 52									
71	A	Vanderbilt	66 61	138	A	Arkansas	65 55									
172	A	Ole Miss	60 51	26	H	Tennessee	65 63									
13	H	Kentucky	60 83	4	H	South Carolina	51 57									
17	A	Texas A&M	58 64	32	A	Georgia	43 47									
45	H	Missouri	52 42	172	H	Ole Miss	79 51									

Non-Div I Games:

Mississippi St.

■ Loss, 
 ■ Non-Conf, S Site, 
 ■ Home 
 ■ Away 
 N Neutral

## Mississippi Val.

Through Games Of March 3, 2016

Average RPI Win:	331	WON-LOST	WINNING	LAST 10	STRENGTH OF	OPP. STRENGTH	TEAM	ADJ.	CONF.	ADJ CONF.
Average RPI Loss:	224	RECORD	PCT. RANK	GAMES	SCHEDULE	OF SCHEDULE	RPI	RPI	RPI	RPI
DIV. I ONLY	1- 24	348	0- 10	321	327	349	349	31	31	
DIV. I NON-CONF.	0- 8	338	0- 0	238	32	335	335	31	31	
TOTALS	RPI 1-25	RPI 26-50	W-L RECORDS	RPI 51-100	RPI 101-150	RPI 150+				
1- 24	0- 0	0- 1	OVERALL	0- 1	0- 1	1- 21				
1- 8	0- 0	0- 0	HOME	0- 0	0- 0	1- 8				
0- 15	0- 0	0- 1	AWAY	0- 1	0- 1	0- 12				
0- 1	0- 0	0- 0	NEUTRAL	0- 0	0- 0	0- 1				
0- 8	0- 0	0- 1	NON-CONFERENCE	0- 1	0- 1	0- 5				
0- 0	0- 0	0- 0	HOME	0- 0	0- 0	0- 0				
0- 7	0- 0	0- 1	AWAY	0- 1	0- 1	0- 4				
0- 1	0- 0	0- 0	NEUTRAL	0- 0	0- 0	0- 1				
1- 16	0- 0	0- 0	CONFERENCE	0- 0	0- 0	1- 16				
1- 8	0- 0	0- 0	HOME	0- 0	0- 0	1- 8				
0- 8	0- 0	0- 0	AWAY	0- 0	0- 0	0- 8				
0- 0	0- 0	0- 0	NEUTRAL	0- 0	0- 0	0- 0				

RPI S	Opponent	Score	RPI S	Opponent	Score	RPI S	Opponent	Score	RPI S	Opponent	Score	Team's RPI: 349
28	A Mississippi St.	37 109	71	A Vanderbilt	39 89	138	A Arkansas	46 86	153	A UAB	33 80	
						154	A Alabama	35 98	163	A Southern Miss.	55 71	
						164	A Southern U.	26 78	164	H Southern U.	36 99	
						172	A Ole Miss	61 97	191	A Grambling	55 79	
						191	H Grambling	52 65	248	A Texas Southern	38 76	
						248	H Texas Southern	30 85	260	A Alabama St.	50 100	
						260	H Alabama St.	51 79	280	A Prairie View	57 80	
						280	H Prairie View	50 81	291	A Alcorn	39 75	
						291	H Alcorn	66 81	303	N Nicholls St.	54 63	
						311	A Jackson St.	43 70	311	H Jackson St.	46 72	
						331	H Ark.-Pine Bluff	62 60	346	A Alabama A&M	68 79	
						346	H Alabama A&M	74 84				
LAST 12 Division I GAMES:												
191	A Grambling	55 79	346	H Alabama A&M	74 84	260	H Alabama St.	51 79	191	H Grambling	52 65	
311	A Jackson St.	43 70	280	H Texas Southern	30 85	311	H Jackson St.	46 72	280	A Prairie View	57 80	
280	H Prairie View	50 81	164	A Southern U.	26 78	248	A Texas Southern	38 76				
248	H Texas Southern	30 85	291	A Alcorn	39 75							

Non-Div I Games: Philander Smith 64 53 Blue Mountain 72 67

Mississippi Val.

Loss, Non-Conf, S Site, H Home A Away N Neutral

Average RPI Win:	152	WON-LOST	WINNING	LAST 10	STRENGTH OF	OPP. STRENGTH	TEAM	ADJ.	CONF.	ADJ CONF.
Average RPI Loss:	43	RECORD	PCT. RANK	GAMES	SCHEDULE	OF SCHEDULE	RPI	RPI	RPI	RPI
DIV. I ONLY	21- 9	67	5- 5	67	48	45	45	2	2	
DIV. I NON-CONF.	13- 0	1	0- 0	239	188	32	32	2	2	
TOTALS	RPI 1-25	RPI 26-50	W-L RECORDS	RPI 51-100	RPI 101-150	RPI 150+				
21- 9	1- 3	2- 3	OVERALL	4- 2	4- 1	10- 0				
13- 3	1- 0	1- 2	HOME	1- 1	4- 0	6- 0				
7- 5	0- 2	1- 0	AWAY	3- 0	0- 0	3- 0				
1- 1	0- 0	0- 0	NEUTRAL	0- 1	0- 0	1- 0				
13- 0	0- 0	0- 0	NON-CONFERENCE	3- 0	2- 0	8- 0				
8- 0	0- 0	0- 0	HOME	1- 0	2- 0	5- 0				
4- 0	0- 0	0- 0	AWAY	2- 0	0- 0	2- 0				
1- 0	0- 0	0- 0	NEUTRAL	0- 0	0- 0	1- 0				
8- 9	1- 3	2- 3	CONFERENCE	1- 2	2- 1	2- 0				
5- 3	1- 0	1- 2	HOME	0- 1	2- 0	1- 0				
3- 5	0- 3	1- 1	AWAY	1- 0	0- 1	1- 0				
0- 1	0- 0	0- 0	NEUTRAL	0- 1	0- 0	0- 0				

RPI 1-25				RPI 26-50				Team's RPI: 45	RPI 51-100				RPI 101+			
RPI	S	Opponent	Score	RPI	S	Opponent	Score		RPI	S	Opponent	Score	RPI	S	Opponent	Score
4	A	South Carolina	58 83	26	H	Tennessee	55 71		51	A	St. Mary's (CA)	95 78	117	H	LSU	52 46
13	A	Kentucky	59 69	28	A	Mississippi St.	42 52		56	A	Auburn	69 55	137	H	Wake Forest	94 81
17	A	Texas A&M	77 81	28	H	Mississippi St.	66 54		56	N	Auburn	45 47	138	A	Arkansas	52 64
20	H	Florida	79 64	32	A	Georgia	54 48		71	H	Vanderbilt	52 56	138	H	Arkansas	69 48
				32	H	Georgia	50 65		76	H	Charlotte	88 71	143	H	SIUE	75 46
									92	A	Missouri St.	71 55	154	H	Alabama	63 52
LAST 12 Division I GAMES:																
				56	N	Auburn	45 47		28	A	Mississippi St.	42 52	161	N	Northeastern	69 56
				71	H	Vanderbilt	52 56		32	H	Georgia	50 65	172	A	Ole Miss	60 46
				13	A	Kentucky	59 69		172	A	Ole Miss	60 46	193	A	Colorado	79 75
				56	A	Auburn	69 55		117	H	LSU	52 46	233	H	Texas St.	82 56
				138	H	Arkansas	69 48		20	H	Florida	79 64	235	H	Southeast Mo. St.	74 32
				154	H	Alabama	63 52		17	A	Texas A&M	77 81	241	H	Loyola Marymount	80 48
													287	H	Lamar	91 57
													298	A	Wichita St.	57 37
													331	H	Ark.-Pine Bluff	85 34

Non-Div I Games:

Missouri

Average RPI Win:	215	WON-LOST	WINNING	LAST 10	STRENGTH OF	OPP. STRENGTH	TEAM	ADJ.	CONF.	ADJ CONF.
Average RPI Loss:	73	RECORD	PCT. RANK	GAMES	SCHEDULE	OF SCHEDULE	RPI	RPI	RPI	RPI
DIV. I ONLY	19- 9	73	8- 2	142	153	92	92	21	21	
DIV. I NON-CONF.	6- 5	146	0- 0	28	26	79	79	17	17	
TOTALS	RPI 1-25	RPI 26-50	W-L RECORDS	RPI 51-100	RPI 101-150	RPI 150+				
19- 9	0- 2	0- 1	OVERALL	1- 3	4- 3	14- 0				
8- 4	0- 1	0- 1	HOME	0- 1	2- 1	6- 0				
10- 3	0- 0	0- 0	AWAY	1- 1	2- 2	7- 0				
1- 2	0- 1	0- 0	NEUTRAL	0- 1	0- 0	1- 0				
6- 5	0- 2	0- 1	NON-CONFERENCE	0- 2	3- 0	3- 0				
2- 2	0- 1	0- 1	HOME	0- 0	1- 0	1- 0				
3- 1	0- 0	0- 0	AWAY	0- 1	2- 0	1- 0				
1- 2	0- 1	0- 0	NEUTRAL	0- 1	0- 0	1- 0				
13- 4	0- 0	0- 0	CONFERENCE	1- 1	1- 3	11- 0				
6- 2	0- 0	0- 0	HOME	0- 1	1- 1	5- 0				
7- 2	0- 0	0- 0	AWAY	1- 0	0- 2	6- 0				
0- 0	0- 0	0- 0	NEUTRAL	0- 0	0- 0	0- 0				

RPI 1-25				RPI 26-50				RPI 51-100				Team's RPI: 92	RPI 101+			
RPI	S	Opponent	Score	RPI	S	Opponent	Score	RPI	S	Opponent	Score		RPI	S	Opponent	Score
7	N	Stanford	65 82	45	H	Missouri	55 71	62	A	Middle Tenn.	54 70		102	A	Little Rock	64 58
23	H	Oklahoma St.	55 74					69	N	Maine	65 69		110	A	Drake	72 95
								96	A	UNI	78 75		110	H	Drake	75 82
								96	H	UNI	60 65		134	A	Southern Ill.	61 69
													134	H	Southern Ill.	82 77
													138	A	Arkansas	69 54
													144	H	Oral Roberts	72 64
													167	N	Marist	77 45
													172	A	Ole Miss	91 78
													172	A	Loyola Chicago	73 62
													172	H	Loyola Chicago	91 81
													183	H	Eastern Ky.	87 63
													214	A	Indiana St.	59 51
													214	H	Indiana St.	75 41
													298	A	Wichita St.	77 57
													298	H	Wichita St.	74 45
													302	A	Bradley	55 44
													302	H	Bradley	59 56
													313	A	Illinois St.	73 51
													334	A	Evansville	66 47
													334	H	Evansville	77 70
LAST 12 Division I GAMES:																
214	H	Indiana St.	75 41	110	A	Drake	72 95									
298	H	Wichita St.	74 45	96	A	UNI	78 75									
334	A	Evansville	66 47	298	A	Wichita St.	77 57									
134	A	Southern Ill.	61 69	134	H	Southern Ill.	82 77									
302	H	Bradley	59 56	334	H	Evansville	77 70									
172	H	Loyola Chicago	91 81	172	A	Loyola Chicago	73 62									

Non-Div I Games: MidAmerica Naz. 88 61

Missouri St.

■ Loss, 
 ■ Non-Conf, S Site, 
 ■ Home 
 ■ Away 
 N Neutral

[illegible]

Non-Div I Games:



Average RPI Win: <b>241</b>	WON-LOST	WINNING	LAST 10	STRENGTH OF	OPP. STRENGTH	TEAM	ADJ.	CONF.	ADJ CONF.
Average RPI Loss: <b>161</b>	RECORD	PCT. RANK	GAMES	SCHEDULE	OF SCHEDULE	RPI	RPI	RPI	RPI
DIV. I ONLY	17- 10	98	7- 3	313	207	177	177	20	20
DIV. I NON-CONF.	6- 4	125	0- 0	287	221	205	205	24	24
TOTALS	RPI 1-25	RPI 26-50	W-L RECORDS	RPI 51-100	RPI 101-150	RPI 150+			
17- 10	0- 0	0- 1	OVERALL	1- 0	1- 4	15- 5			
13- 2	0- 0	0- 0	HOME	0- 0	1- 1	12- 1			
3- 8	0- 0	0- 1	AWAY	0- 0	0- 3	3- 4			
1- 0	0- 0	0- 0	NEUTRAL	1- 0	0- 0	0- 0			
6- 4	0- 0	0- 1	NON-CONFERENCE	1- 0	0- 0	5- 3			
5- 1	0- 0	0- 0	HOME	0- 0	0- 0	5- 1			
0- 3	0- 0	0- 1	AWAY	0- 0	0- 0	0- 2			
1- 0	0- 0	0- 0	NEUTRAL	1- 0	0- 0	0- 0			
11- 6	0- 0	0- 0	CONFERENCE	0- 0	1- 4	10- 2			
8- 1	0- 0	0- 0	HOME	0- 0	1- 1	7- 0			
3- 5	0- 0	0- 0	AWAY	0- 0	0- 3	3- 2			
0- 0	0- 0	0- 0	NEUTRAL	0- 0	0- 0	0- 0			

RPI S	Opponent	Score	RPI S	Opponent	Score	RPI S	Opponent	Score	RPI S	Opponent	Score	Team's RPI: 177
42	A Colorado St.	43 75	78	N Drexel	58 50	105	A North Dakota	61 73				
						105	H North Dakota	59 61				
						132	A Idaho	61 78				
						149	A Montana St.	52 61				
						149	H Montana St.	70 66				
						168	H Northern Colo.	58 46				
						169	A Sacramento St.	75 83				
						169	H Sacramento St.	90 83				
						174	H Pacific	64 54				
						178	H Fla. Atlantic	83 69				
						182	A Eastern Wash.	65 67				
						198	H Weber St.	84 75				
						212	H Idaho St.	62 47				
						218	A Lehigh	53 80				
						229	H Utah St.	86 70				
						245	A Wyoming	61 68				
						265	H Seattle	44 58				
						287	H Portland	90 67				
						306	A Northern Ariz.	61 57				
						306	H Northern Ariz.	81 58				
						314	A Portland St.	79 58				
						314	H Portland St.	76 57				
						333	A Southern Utah	81 50				
						333	H Southern Utah	66 60				
						342	H Cal St. Fullerton	86 51				
LAST 12 Division I GAMES:												
105	A North Dakota	61 73	314	H Portland St.	76 57							
198	H Weber St.	84 75	169	H Sacramento St.	90 83							
212	H Idaho St.	62 47	149	A Montana St.	52 61							
149	H Montana St.	70 66	182	A Eastern Wash.	65 67							
306	A Northern Ariz.	61 57	132	A Idaho	61 78							
333	A Southern Utah	81 50	105	H North Dakota	59 61							

Non-Div I Games: Mont. St.-Northern 80 32

Montana

Average RPI Win:	252	WON-LOST	WINNING	LAST 10	STRENGTH OF	OPP. STRENGTH	TEAM	ADJ.	CONF.	ADJ CONF.
Average RPI Loss:	165	RECORD	PCT. RANK	GAMES	SCHEDULE	OF SCHEDULE	RPI	RPI	RPI	RPI
DIV. I ONLY	19- 7	58	8- 2	345	193	149	149	20	20	
DIV. I NON-CONF.	5- 4	138	0- 0	347	216	259	259	24	24	
TOTALS	RPI 1-25	RPI 26-50	W-L RECORDS	RPI 51-100	RPI 101-150	RPI 150+				
19- 7	0- 0	0- 0	OVERALL	0- 1	2- 1	17- 5				
11- 1	0- 0	0- 0	HOME	0- 1	1- 0	10- 0				
7- 6	0- 0	0- 0	AWAY	0- 0	1- 1	6- 5				
1- 0	0- 0	0- 0	NEUTRAL	0- 0	0- 0	1- 0				
5- 4	0- 0	0- 0	NON-CONFERENCE	0- 1	0- 1	5- 2				
2- 1	0- 0	0- 0	HOME	0- 1	0- 0	2- 0				
2- 3	0- 0	0- 0	AWAY	0- 0	0- 1	2- 2				
1- 0	0- 0	0- 0	NEUTRAL	0- 0	0- 0	1- 0				
14- 3	0- 0	0- 0	CONFERENCE	0- 0	2- 0	12- 3				
9- 0	0- 0	0- 0	HOME	0- 0	1- 0	8- 0				
5- 3	0- 0	0- 0	AWAY	0- 0	1- 0	4- 3				
0- 0	0- 0	0- 0	NEUTRAL	0- 0	0- 0	0- 0				

RPI S	Opponent	Score	RPI S	Opponent	Score	RPI S	Opponent	Score	RPI S	Opponent	Score	Team's RPI: 149
						83	H San Diego	49 62	105	H North Dakota	69 61	
									108	A Gonzaga	52 65	
									132	A Idaho	62 59	
									168	A Northern Colo.	73 80	
									168	H Northern Colo.	66 58	
									169	A Sacramento St.	80 79	
									169	H Sacramento St.	116 99	
									177	A Montana	66 70	
									177	H Montana	61 52	
									182	A Eastern Wash.	69 81	
									192	A Cal Poly	57 66	
									198	H Weber St.	92 71	
									212	H Idaho St.	82 80	
									245	A Wyoming	69 75	
									265	A Seattle	80 51	
									287	H Portland	86 57	
									306	A Northern Ariz.	83 72	
									306	H Northern Ariz.	86 77	
									314	A Portland St.	106 59	
									314	H Portland St.	74 64	
									321	A Nevada	66 53	
									333	A Southern Utah	87 66	
									333	H Southern Utah	86 59	
									334	N Evansville	81 55	
									342	H Cal St. Fullerton	89 66	
LAST 12 Division I GAMES:												
			168	A Northern Colo.	73 80		169	H Sacramento St.	116 99			
			212	H Idaho St.	82 80		314	H Portland St.	74 64			
			198	H Weber St.	92 71		177	H Montana	61 52			
			177	A Montana	66 70		132	A Idaho	62 59			
			333	A Southern Utah	87 66		182	A Eastern Wash.	69 81			
			306	A Northern Ariz.	83 72		168	H Northern Colo.	66 58			

Non-Div I Games: Montana Western 74 36 Carroll (MT) 74 34

Montana St.

Loss, Non-Conf, S Site, H Home A Away N Neutral

Average RPI Win:	306	WON-LOST	WINNING	LAST 10	STRENGTH OF	OPP. STRENGTH	TEAM	ADJ.	CONF.	ADJ CONF.
Average RPI Loss:	188	RECORD	PCT. RANK	GAMES	SCHEDULE	OF SCHEDULE	RPI	RPI	RPI	RPI
DIV. I ONLY	8- 20	285	3- 7	309	282	307	307	24	24	
DIV. I NON-CONF.	4- 8	234	0- 0	295	315	274	274	23	23	
TOTALS	RPI 1-25	RPI 26-50	W-L RECORDS	RPI 51-100	RPI 101-150	RPI 150+				
8- 20	0- 2	0- 0	OVERALL	0- 2	0- 4	8- 12				
4- 8	0- 0	0- 0	HOME	0- 1	0- 2	4- 5				
4- 12	0- 0	0- 0	AWAY	0- 0	0- 0	4- 0				
0- 0	0- 0	0- 0	NEUTRAL	0- 0	0- 0	0- 0				
4- 8	0- 2	0- 0	NON-CONFERENCE	0- 0	0- 2	4- 4				
2- 2	0- 0	0- 0	HOME	0- 0	0- 1	2- 1				
2- 6	0- 2	0- 0	AWAY	0- 0	0- 1	2- 3				
0- 0	0- 0	0- 0	NEUTRAL	0- 0	0- 0	0- 0				
4- 12	0- 0	0- 0	CONFERENCE	0- 2	0- 2	4- 8				
2- 6	0- 0	0- 0	HOME	0- 1	0- 1	2- 4				
2- 6	0- 0	0- 0	AWAY	0- 1	0- 1	2- 4				
0- 0	0- 0	0- 0	NEUTRAL	0- 0	0- 0	0- 0				

RPI 1-25				RPI 26-50				RPI 51-100				RPI 101+ Team's RPI: 307			
RPI	S	Opponent	Score	RPI	S	Opponent	Score	RPI	S	Opponent	Score	RPI	S	Opponent	Score
13	A	Kentucky	57 112					88	A	Belmont	71 99	101	H	UT Martin	67 85
24	A	West Virginia	56 94					88	H	Belmont	74 89	134	A	Southern Ill.	69 102
												140	H	Marshall	101 104
												143	A	SIUE	81 90
												183	A	Eastern Ky.	93 100
												183	H	Eastern Ky.	77 89
												205	H	USC Upstate	72 86
												235	H	Southeast Mo. St.	79 89
												258	A	Tennessee St.	76 78
												258	H	Tennessee St.	60 68
												259	A	Murray St.	79 83
												267	A	UC Santa Barbara	78 93
												268	H	Austin Peay	75 96
												271	A	Georgia St.	99 90
												278	A	Tennessee Tech	69 77
												278	H	Tennessee Tech	75 71
												285	A	Miami (OH)	57 59
												286	H	Kennesaw St.	83 77
												295	A	Jacksonville St.	70 66
												295	H	Jacksonville St.	67 63
												336	A	Lipscomb	92 77
												338	A	Eastern Ill.	85 77
												341	A	Chicago St.	71 75
												346	H	Alabama A&M	112 69
LAST 12 Division I GAMES:															
295	A	Jacksonville St.	70 66	88	A	Belmont	71 99								
258	H	Tennessee St.	60 68	183	A	Eastern Ky.	93 100								
183	H	Eastern Ky.	77 89	278	H	Tennessee Tech	75 71								
278	A	Tennessee Tech	69 77	295	H	Jacksonville St.	67 63								
88	H	Belmont	74 89	268	H	Austin Peay	75 96								
258	A	Tennessee St.	76 78	338	A	Eastern Ill.	85 77								

Non-Div I Games: Ky. Christian 121 91 Mt. St. Joseph 117 53

Morehead St.

■ Loss, 
 ■ Non-Conf, 
 ■ S Site, 
 ■ Home 
 ■ A Away 
 N Neutral

Average RPI Win:	291	WON-LOST	WINNING	LAST 10	STRENGTH OF	OPP. STRENGTH	TEAM	ADJ.	CONF.	ADJ CONF.
Average RPI Loss:	179	RECORD	PCT. RANK	GAMES	SCHEDULE	OF SCHEDULE	RPI	RPI	RPI	RPI
DIV. I ONLY	11- 16	231	6- 4	232	338	254	254	32	32	
DIV. I NON-CONF.	1- 10	330	0- 0	24	293	254	254	30	30	
TOTALS	RPI 1-25	RPI 26-50	W-L RECORDS	RPI 51-100	RPI 101-150	RPI 150+				
11- 16	0- 1	0- 2	OVERALL	1- 0	0- 1	10- 12				
6- 5	0- 0	0- 0	HOME	1- 0	0- 0	5- 5				
5- 9	0- 0	0- 0	AWAY	0- 0	0- 0	5- 1				
0- 2	0- 0	0- 1	NEUTRAL	0- 0	0- 0	0- 1				
1- 10	0- 1	0- 2	NON-CONFERENCE	1- 0	0- 1	0- 6				
1- 2	0- 0	0- 0	HOME	1- 0	0- 0	0- 2				
0- 6	0- 1	0- 1	AWAY	0- 0	0- 1	0- 3				
0- 2	0- 0	0- 1	NEUTRAL	0- 0	0- 0	0- 1				
10- 6	0- 0	0- 0	CONFERENCE	0- 0	0- 0	10- 6				
5- 3	0- 0	0- 0	HOME	0- 0	0- 0	5- 3				
5- 3	0- 0	0- 0	AWAY	0- 0	0- 0	5- 3				
0- 0	0- 0	0- 0	NEUTRAL	0- 0	0- 0	0- 0				

RPI 1-25				RPI 26-50				RPI 51-100				RPI 101+ Team's RPI: 254			
RPI	S	Opponent	Score	RPI	S	Opponent	Score	RPI	S	Opponent	Score	RPI	S	Opponent	Score
16	A	Syracuse	61 90	36	A	James Madison	31 92	91	H	Bucknell	64 50	119	A	Virginia Tech	33 73
				42	N	Colorado St.	36 54					160	A	Stony Brook	42 46
												176	H	UMBC	46 65
												201	A	Hampton	47 60
												201	H	Hampton	51 65
												203	A	Robert Morris	44 76
												210	A	Brown	45 72
												215	H	N.C. A&T	55 65
												221	N	Siena	46 69
												244	A	Coppin St.	38 82
												244	H	Coppin St.	72 51
												246	A	Bethune-Cookman	48 63
												275	A	UMES	77 69
												275	H	UMES	42 50
												290	A	Savannah St.	66 60
												296	A	Florida A&M	67 62
												301	H	UMKC	50 59
												309	A	South Carolina St.	62 56
												323	H	Delaware St.	56 49
												330	H	Howard	78 66
												347	A	Norfolk St.	59 56
												347	H	Norfolk St.	67 58
												348	H	N.C. Central	66 55
LAST 12 Division I GAMES:															
275	H	UMES	42 50	309	A	South Carolina St.	62 56								
244	A	Coppin St.	38 82	290	A	Savannah St.	66 60								
215	H	N.C. A&T	55 65	244	H	Coppin St.	72 51								
348	H	N.C. Central	66 55	330	H	Howard	78 66								
201	A	Hampton	47 60	246	A	Bethune-Cookman	48 63								
347	A	Norfolk St.	59 56	296	A	Florida A&M	67 62								

Non-Div I Games: Washington Adventis74 36

Morgan St.

■ Loss, 
 ■ Non-Conf, 
 ■ S Site, 
 ■ Home 
 ■ A Away 
 N Neutral

## Mt. St. Mary's

Through Games Of March 3, 2016

Average RPI Win:	314	WON-LOST	WINNING	LAST 10	STRENGTH OF	OPP. STRENGTH	TEAM	ADJ.	CONF.	ADJ CONF.
Average RPI Loss:	233	RECORD	PCT. RANK	GAMES	SCHEDULE	OF SCHEDULE	RPI	RPI	RPI	RPI
DIV. I ONLY	9- 20	272	5- 5	331	349	318	318	30	30	
DIV. I NON-CONF.	2- 9	296	0- 0	290	339	316	316	32	32	
TOTALS	RPI 1-25	RPI 26-50	W-L RECORDS	RPI 51-100	RPI 101-150	RPI 150+				
9- 20	0- 0	0- 0	OVERALL	0- 1	0- 2	9- 17				
4- 9	0- 0	0- 0	HOME	0- 0	0- 0	4- 9				
5- 11	0- 0	0- 0	AWAY	0- 0	0- 0	5- 3				
0- 0	0- 0	0- 0	NEUTRAL	0- 0	0- 0	0- 0				
2- 9	0- 0	0- 0	NON-CONFERENCE	0- 1	0- 2	2- 6				
0- 4	0- 0	0- 0	HOME	0- 0	0- 0	0- 4				
2- 5	0- 0	0- 0	AWAY	0- 1	0- 2	2- 2				
0- 0	0- 0	0- 0	NEUTRAL	0- 0	0- 0	0- 0				
7- 11	0- 0	0- 0	CONFERENCE	0- 0	0- 0	7- 11				
4- 5	0- 0	0- 0	HOME	0- 0	0- 0	4- 5				
3- 6	0- 0	0- 0	AWAY	0- 0	0- 0	3- 6				
0- 0	0- 0	0- 0	NEUTRAL	0- 0	0- 0	0- 0				

RPI 1-25			RPI 26-50			RPI 51-100			RPI 101+			Team's RPI: 318
RPI	S	Opponent	Score	RPI	S	Opponent	Score	RPI	S	Opponent	Score	
						91 A Bucknell	45 71			119 A Virginia Tech	42 59	
										127 A Pittsburgh	57 74	
										199 A Sacred Heart	58 61	
										199 H Sacred Heart	52 60	
										200 H William & Mary	74 76	
										203 A Robert Morris	56 61	
										203 H Robert Morris	67 74	
										228 A Bryant	52 86	
										228 H Bryant	59 70	
										234 H Loyola Maryland	63 65	
										244 A Coppin St.	55 66	
										263 A Saint Francis (PA)	57 87	
										263 H Saint Francis (PA)	64 73	
										264 A Campbell	53 62	
										275 A UMES	57 50	
										276 A Central Conn. St.	59 55	
										276 H Central Conn. St.	54 48	
										292 H Niagara	51 53	
										315 A Fairleigh Dickinson	53 66	
										315 H Fairleigh Dickinson	71 55	
										323 A Delaware St.	54 41	
										327 A LIU Brooklyn	50 53	
										327 H LIU Brooklyn	51 61	
										330 H Howard	49 62	
										337 A St. Francis Brooklyn	57 40	
										337 H St. Francis Brooklyn	66 56	
LAST 12 Division I GAMES:												
						199 H Sacred Heart	52 60			343 A Wagner	59 50	
						337 A St. Francis Brooklyn	57 40			327 A LIU Brooklyn	50 53	
						276 A Central Conn. St.	59 55			203 H Robert Morris	67 74	
						228 A Bryant	52 86			343 H Wagner	64 55	
						315 H Fairleigh Dickinson	71 55			199 A Sacred Heart	58 61	
						263 H Saint Francis (PA)	64 73			315 A Fairleigh Dickinson	53 66	

Non-Div I Games:

Mt. St. Mary's

■ Loss, 
 ■ Non-Conf, 
 ■ S Site, 
 ■ H Home 
 ■ A Away 
 N Neutral

M  
t  
.  
S  
t  
.  
M  
a  
r  
y  
'  
s

Mt. St. Mary's  
RPI S Opponent Score

Through Games Of March 3, 2016

RPI	S	Opponent	Score	
343	A	Wagner	59	50
343	H	Wagner	64	55

M  
t  
.  
S  
t  
.  
M  
a  
r  
y  
'  
s

Mt. St. Mary's

Average RPI Win: <b>269</b>	WON-LOST	WINNING	LAST 10	STRENGTH OF	OPP. STRENGTH	TEAM	ADJ.	CONF.	ADJ CONF.
Average RPI Loss: <b>177</b>	RECORD	PCT. RANK	GAMES	SCHEDULE	OF SCHEDULE	RPI	RPI	RPI	RPI
DIV. I ONLY	10- 16	241	6- 4	252	298	259	259	24	24
DIV. I NON-CONF.	2- 7	280	0- 0	219	338	261	261	23	23
TOTALS	RPI 1-25	RPI 26-50	W-L RECORDS	RPI 51-100	RPI 101-150	RPI 150+			
10- 16	0- 1	0- 0	OVERALL	0- 1	2- 7	8- 7			
5- 5	0- 0	0- 0	HOME	0- 0	0- 4	5- 1			
4- 11	0- 1	0- 0	AWAY	0- 1	1- 3	3- 6			
1- 0	0- 0	0- 0	NEUTRAL	0- 0	1- 0	0- 0			
2- 7	0- 1	0- 0	NON-CONFERENCE	0- 0	0- 4	2- 2			
0- 2	0- 0	0- 0	HOME	0- 0	0- 2	0- 0			
2- 5	0- 1	0- 0	AWAY	0- 0	0- 2	2- 2			
0- 0	0- 0	0- 0	NEUTRAL	0- 0	0- 0	0- 0			
8- 9	0- 0	0- 0	CONFERENCE	0- 1	2- 3	6- 5			
5- 3	0- 0	0- 0	HOME	0- 0	0- 2	5- 1			
2- 6	0- 0	0- 0	AWAY	0- 1	1- 1	1- 4			
1- 0	0- 0	0- 0	NEUTRAL	0- 0	1- 0	0- 0			

RPI 1-25				RPI 26-50				RPI 51-100				RPI 101+ Team's RPI: 259			
RPI	S	Opponent	Score	RPI	S	Opponent	Score	RPI	S	Opponent	Score	RPI	S	Opponent	Score
12	A	Florida St.	59 <b>101</b>					88	A	Belmont	61 <b>87</b>	101	A	UT Martin	62 <b>92</b>
												101	H	UT Martin	49 <b>70</b>
												101	N	UT Martin	78 76
												107	A	Central Ark.	40 <b>50</b>
												107	H	Central Ark.	51 <b>61</b>
												134	H	Southern Ill.	57 <b>70</b>
												143	A	SIUE	79 76
												143	H	SIUE	61 <b>64</b>
												145	A	Jacksonville	54 <b>79</b>
												183	A	Eastern Ky.	60 <b>72</b>
												235	A	Southeast Mo. St.	59 <b>96</b>
												235	H	Southeast Mo. St.	80 61
												258	A	Tennessee St.	58 <b>69</b>
												268	A	Austin Peay	72 <b>81</b>
												268	H	Austin Peay	75 72
												278	H	Tennessee Tech	56 50
												295	H	Jacksonville St.	71 <b>74</b>
												307	H	Morehead St.	83 79
												313	A	Illinois St.	76 <b>81</b>
												334	A	Evansville	73 54
												336	A	Lipscomb	85 <b>93</b>
LAST 12 Division I GAMES:															
				101	N	UT Martin	78 76					268	H	Austin Peay	75 72
				101	H	UT Martin	49 <b>70</b>					235	A	Southeast Mo. St.	59 <b>96</b>
				268	A	Austin Peay	72 <b>81</b>					101	A	UT Martin	62 <b>92</b>
				338	A	Eastern Ill.	74 71					338	H	Eastern Ill.	66 56
				235	H	Southeast Mo. St.	80 61					143	H	SIUE	61 <b>64</b>
				143	A	SIUE	79 76					183	A	Eastern Ky.	60 <b>72</b>
												346	A	Alabama A&M	76 59

Non-Div I Games: Blue Mountain 89 64 Oakland City 91 75

Murray St.

Loss, Non-Conf, S Site, H Home A Away N Neutral

Average RPI Win:	310	WON-LOST	WINNING	LAST 10	STRENGTH OF	OPP. STRENGTH	TEAM	ADJ.	CONF.	ADJ CONF.
Average RPI Loss:	175	RECORD	PCT. RANK	GAMES	SCHEDULE	OF SCHEDULE	RPI	RPI	RPI	RPI
DIV. I ONLY	14- 11	141	8- 2	311	339	215	215	32	32	
DIV. I NON-CONF.	2- 7	280	0- 0	145	175	249	249	30	30	
TOTALS	RPI 1-25	RPI 26-50	W-L RECORDS	RPI 51-100	RPI 101-150	RPI 150+				
14- 11	0- 2	0- 0	OVERALL	0- 2	0- 0	14- 7				
6- 4	0- 0	0- 0	HOME	0- 2	0- 0	6- 2				
6- 6	0- 1	0- 0	AWAY	0- 0	0- 0	6- 5				
2- 1	0- 1	0- 0	NEUTRAL	0- 0	0- 0	2- 0				
2- 7	0- 2	0- 0	NON-CONFERENCE	0- 2	0- 0	2- 3				
0- 2	0- 0	0- 0	HOME	0- 2	0- 0	0- 0				
0- 4	0- 1	0- 0	AWAY	0- 0	0- 0	0- 3				
2- 1	0- 1	0- 0	NEUTRAL	0- 0	0- 0	2- 0				
12- 4	0- 0	0- 0	CONFERENCE	0- 0	0- 0	12- 4				
6- 2	0- 0	0- 0	HOME	0- 0	0- 0	6- 2				
6- 2	0- 0	0- 0	AWAY	0- 0	0- 0	6- 2				
0- 0	0- 0	0- 0	NEUTRAL	0- 0	0- 0	0- 0				

RPI 1-25				RPI 26-50				RPI 51-100				RPI 101+ Team's RPI: 215			
RPI	S	Opponent	Score	RPI	S	Opponent	Score	RPI	S	Opponent	Score	RPI	S	Opponent	Score
5	A	Ohio St.	56 89					63	H	FGCU	36 60	201	H	Hampton	52 55
21	N	Duquesne	67 81					75	H	VCU	49 64	236	A	Navy	48 52
												244	A	Coppin St.	59 65
												246	A	Bethune-Cookman	41 65
												246	H	Bethune-Cookman	68 55
												254	A	Morgan St.	65 55
												264	A	Campbell	55 56
												275	H	UMES	50 56
												290	A	Savannah St.	69 59
												290	H	Savannah St.	60 31
												296	A	Florida A&M	70 66
												296	H	Florida A&M	80 51
												298	A	Wichita St.	53 55
												309	A	South Carolina St.	57 54
												323	A	Delaware St.	84 64
												326	N	North Dakota St.	72 64
												330	H	Howard	88 70
												333	N	Southern Utah	78 65
												347	H	Norfolk St.	64 53
												348	A	N.C. Central	76 54
												348	H	N.C. Central	60 48
LAST 12 Division I GAMES:															
348	H	N.C. Central	60 48	348	A	N.C. Central	76 54								
246	A	Bethune-Cookman	41 65	290	H	Savannah St.	60 31								
296	A	Florida A&M	70 66	323	A	Delaware St.	84 64								
254	A	Morgan St.	65 55	244	A	Coppin St.	59 65								
246	H	Bethune-Cookman	68 55	347	H	Norfolk St.	64 53								
296	H	Florida A&M	80 51	201	H	Hampton	52 55								

Non-Div I Games: Pfeiffer 74 55 North Greenville 64 37

N.C. A&amp;T

Loss, Non-Conf, S Site, H Home A Away N Neutral



N.C. Central

Through Games Of March 3, 2016

Average RPI Win:	280	WON-LOST	WINNING	LAST 10	STRENGTH OF	OPP. STRENGTH	TEAM	ADJ.	CONF.	ADJ CONF.
Average RPI Loss:	254	RECORD	PCT. RANK	GAMES	SCHEDULE	OF SCHEDULE	RPI	RPI	RPI	RPI
DIV. I ONLY	4- 22	324	1- 8	342	346	348	348	32	32	
DIV. I NON-CONF.	1- 9	325	0- 0	322	324	349	349	30	30	
TOTALS	RPI 1-25	RPI 26-50	W-L RECORDS	RPI 51-100	RPI 101-150	RPI 150+				
4- 22	0- 0	0- 0	OVERALL	0- 2	0- 0	4- 20				
4- 6	0- 0	0- 0	HOME	0- 0	0- 0	4- 6				
0- 16	0- 0	0- 0	AWAY	0- 2	0- 0	0- 14				
0- 0	0- 0	0- 0	NEUTRAL	0- 0	0- 0	0- 0				
1- 9	0- 0	0- 0	NON-CONFERENCE	0- 2	0- 0	1- 7				
1- 1	0- 0	0- 0	HOME	0- 0	0- 0	1- 1				
0- 8	0- 0	0- 0	AWAY	0- 2	0- 0	0- 6				
0- 0	0- 0	0- 0	NEUTRAL	0- 0	0- 0	0- 0				
3- 13	0- 0	0- 0	CONFERENCE	0- 0	0- 0	3- 13				
3- 5	0- 0	0- 0	HOME	0- 0	0- 0	3- 5				
0- 8	0- 0	0- 0	AWAY	0- 0	0- 0	0- 8				
0- 0	0- 0	0- 0	NEUTRAL	0- 0	0- 0	0- 0				

RPI S	Opponent	Score	RPI S	Opponent	Score	RPI S	Opponent	Score	RPI S	Opponent	Score	Team's RPI: 348
76	A Charlotte	52 67				201	H Hampton	42 76				
97	A Nebraska	47 88				205	A USC Upstate	46 68				
						209	H Furman	66 61				
						215	A N.C. A&T	48 60				
						215	H N.C. A&T	54 76				
						226	A Presbyterian	50 60				
						244	A Coppin St.	46 63				
						246	A Bethune-Cookman	50 62				
						246	H Bethune-Cookman	46 63				
						254	A Morgan St.	55 66				
						264	H Campbell	48 57				
						275	H UMES	49 46				
						290	A Savannah St.	39 57				
						290	H Savannah St.	65 61				
						296	A Florida A&M	45 55				
						296	H Florida A&M	54 69				
						305	A Wofford	37 60				
						308	A UNCG	56 103				
						309	A South Carolina St.	51 58				
						317	A Longwood	49 60				
						323	A Delaware St.	56 66				
						324	A Winthrop	39 62				
						330	H Howard	61 68				
						347	H Norfolk St.	63 62				
LAST 12 Division I GAMES:												
215	A N.C. A&T	48 60	246	H Bethune-Cookman	46 63							
290	H Savannah St.	65 61	215	H N.C. A&T	54 76							
246	A Bethune-Cookman	50 62	296	A Florida A&M	45 55							
254	A Morgan St.	55 66	323	A Delaware St.	56 66							
244	A Coppin St.	46 63	201	H Hampton	42 76							
296	H Florida A&M	54 69	347	H Norfolk St.	63 62							

Non-Div I Games: Johnson & Wales (NC68 58

N.C. Central

Loss, Non-Conf, S Site, H Home A Away N Neutral

Average RPI Win:	332	WON-LOST	WINNING	LAST 10	STRENGTH OF	OPP. STRENGTH	TEAM	ADJ.	CONF.	ADJ CONF.
Average RPI Loss:	209	RECORD	PCT. RANK	GAMES	SCHEDULE	OF SCHEDULE	RPI	RPI	RPI	RPI
DIV. I ONLY	2- 25	345	1- 9	282	317	345	345	29	29	
DIV. I NON-CONF.	1- 12	337	0- 0	276	327	339	339	28	28	
TOTALS	RPI 1-25	RPI 26-50	W-L RECORDS	RPI 51-100	RPI 101-150	RPI 150+				
2- 25	0- 0	0- 0	OVERALL	0- 4	0- 4	2- 17				
1- 12	0- 0	0- 0	HOME	0- 2	0- 1	1- 9				
1- 13	0- 0	0- 0	AWAY	0- 2	0- 3	1- 8				
0- 0	0- 0	0- 0	NEUTRAL	0- 0	0- 0	0- 0				
1- 12	0- 0	0- 0	NON-CONFERENCE	0- 2	0- 2	1- 8				
0- 6	0- 0	0- 0	HOME	0- 1	0- 0	0- 5				
1- 6	0- 0	0- 0	AWAY	0- 1	0- 2	1- 3				
0- 0	0- 0	0- 0	NEUTRAL	0- 0	0- 0	0- 0				
1- 13	0- 0	0- 0	CONFERENCE	0- 2	0- 2	1- 9				
1- 6	0- 0	0- 0	HOME	0- 1	0- 1	1- 4				
0- 7	0- 0	0- 0	AWAY	0- 1	0- 1	0- 5				
0- 0	0- 0	0- 0	NEUTRAL	0- 0	0- 0	0- 0				

RPI S	Opponent	Score	RPI S	Opponent	Score	RPI S	Opponent	Score	RPI S	Opponent	Score	Team's RPI: 345
						63	A FGCU	37 70	103	A Virginia	54 81	
						63	H FGCU	32 53	140	A Marshall	50 63	
						70	H Army West Point	35 71	145	A Jacksonville	37 68	
						77	A Minnesota	50 83	145	H Jacksonville	36 65	
									196	A Stetson	55 60	
									196	H Stetson	56 74	
									205	A USC Upstate	47 67	
									205	H USC Upstate	41 58	
									210	H Brown	49 74	
									218	H Lehigh	47 75	
									220	H Dartmouth	39 46	
									230	A Columbia	52 72	
									232	A Binghamton	50 54	
									281	H Vermont	46 54	
									286	A Kennesaw St.	48 64	
									286	H Kennesaw St.	77 82	
									326	H North Dakota St.	59 64	
									327	A LIU Brooklyn	53 44	
									328	A North Florida	49 72	
									328	H North Florida	51 68	
									336	A Lipscomb	49 63	
									336	H Lipscomb	61 51	
									343	A Wagner	53 76	
LAST 12 Division I GAMES:												
205	A	USC Upstate	47	67	286	H	Kennesaw St.	77	82			
328	A	North Florida	49	72	336	H	Lipscomb	61	51			
145	A	Jacksonville	37	68	286	A	Kennesaw St.	48	64			
196	H	Stetson	56	74	145	H	Jacksonville	36	65			
63	H	FGCU	32	53	328	H	North Florida	51	68			
336	A	Lipscomb	49	63	63	A	FGCU	37	70			

Non-Div I Games: St. Joseph (VT) 71 50 St. Joseph's (Brklr) 78 41

NJIT

Loss, Non-Conf, S Site, H Home A Away N Neutral



## Nebraska

Through Games Of March 3, 2016

Average RPI Win:	165	WON-LOST	WINNING	LAST 10	STRENGTH OF	OPP. STRENGTH	TEAM	ADJ.	CONF.	ADJ CONF.
Average RPI Loss:	50	RECORD	PCT. RANK	GAMES	SCHEDULE	OF SCHEDULE	RPI	RPI	RPI	RPI
DIV. I ONLY	18- 12	118	3- 7	92	32	97	97	5	5	
DIV. I NON-CONF.	9- 2	37	0- 0	261	142	103	103	4	4	
TOTALS	RPI 1-25	RPI 26-50	W-L RECORDS	RPI 51-100	RPI 101-150	RPI 150+				
18- 12	1- 3	3- 4	OVERALL	2- 4	4- 1	8- 0				
15- 3	1- 0	3- 1	HOME	0- 2	3- 0	8- 0				
3- 8	0- 3	0- 2	AWAY	2- 2	1- 1	0- 0				
0- 1	0- 0	0- 1	NEUTRAL	0- 0	0- 0	0- 0				
9- 2	0- 1	2- 0	NON-CONFERENCE	0- 1	1- 0	6- 0				
9- 0	0- 0	2- 0	HOME	0- 0	1- 0	6- 0				
0- 2	0- 1	0- 0	AWAY	0- 1	0- 0	0- 0				
0- 0	0- 0	0- 0	NEUTRAL	0- 0	0- 0	0- 0				
9- 10	1- 2	1- 4	CONFERENCE	2- 3	3- 1	2- 0				
6- 3	1- 0	1- 1	HOME	0- 2	2- 0	2- 0				
3- 6	0- 2	0- 2	AWAY	2- 1	1- 1	0- 0				
0- 1	0- 0	0- 1	NEUTRAL	0- 0	0- 0	0- 0				

RPI 1-25				RPI 26-50				RPI 51-100 Team's RPI: 97				RPI 101+			
RPI	S	Opponent	Score	RPI	S	Opponent	Score	RPI	S	Opponent	Score	RPI	S	Opponent	Score
3	A	UConn	46 88	40	H	Arkansas St.	79 71	57	H	Iowa	68 74	112	A	Northwestern	62 85
5	A	Ohio St.	70 96	41	A	Indiana	47 59	61	A	Purdue	62 61	112	H	Northwestern	76 67
11	A	Maryland	50 89	41	H	Indiana	68 79	61	H	Purdue	50 68	128	A	Penn St.	83 78
22	H	Michigan St.	73 66	46	H	North Carolina St.	88 67	72	A	Michigan	93 81	128	H	Penn St.	87 69
				50	A	Rutgers	56 66	77	A	Minnesota	73 110	130	H	Creighton	65 63
				50	H	Rutgers	65 54	89	A	California	80 87	164	H	Southern U.	89 38
				50	N	Rutgers	63 66					175	H	Illinois	73 57
												186	H	Wisconsin	75 62
												306	H	Northern Ariz.	90 67
												328	H	North Florida	91 46
												331	H	Ark.-Pine Bluff	96 46
												334	H	Evansville	85 40
												348	H	N.C. Central	88 47
LAST 12 Division I GAMES:															
				50	N	Rutgers	63 66	77	A	Minnesota	73 110				
				112	H	Northwestern	76 67	41	A	Indiana	47 59				
				41	H	Indiana	68 79	128	H	Penn St.	87 69				
				61	H	Purdue	50 68	50	A	Rutgers	56 66				
				5	A	Ohio St.	70 96	186	H	Wisconsin	75 62				
				22	H	Michigan St.	73 66	72	A	Michigan	93 81				

Non-Div I Games:

Nebraska

■ Loss, 
 ■ Non-Conf, 
 ■ S Site, 
 ■ H Home 
 ■ A Away 
 N Neutral

## Nevada

Through Games Of March 3, 2016

Average RPI Win: <b>261</b>	WON-LOST	WINNING	LAST 10	STRENGTH OF	OPP. STRENGTH	TEAM	ADJ.	CONF.	ADJ CONF.
Average RPI Loss: <b>170</b>	RECORD	PCT. RANK	GAMES	SCHEDULE	OF SCHEDULE	RPI	RPI	RPI	RPI
DIV. I ONLY	<b>4- 23</b>	<b>327</b>	<b>2- 8</b>	<b>181</b>	<b>237</b>	<b>321</b>	<b>321</b>	<b>19</b>	<b>19</b>
DIV. I NON-CONF.	<b>0- 10</b>	<b>338</b>	<b>0- 0</b>	<b>199</b>	<b>245</b>	<b>337</b>	<b>337</b>	<b>20</b>	<b>20</b>
TOTALS	RPI 1-25	RPI 26-50	W-L RECORDS	RPI 51-100	RPI 101-150	RPI 150+			
4- 23	0- 0	0- 2	OVERALL	0- 4	0- 3	4- 14			
3- 11	0- 0	0- 1	HOME	0- 3	0- 2	3- 5			
1- 10	0- 0	0- 1	AWAY	0- 0	0- 1	1- 8			
0- 2	0- 0	0- 0	NEUTRAL	0- 1	0- 0	0- 1			
0- 10	0- 0	0- 0	NON-CONFERENCE	0- 4	0- 1	0- 5			
0- 5	0- 0	0- 0	HOME	0- 3	0- 1	0- 1			
0- 3	0- 0	0- 0	AWAY	0- 0	0- 0	0- 3			
0- 2	0- 0	0- 0	NEUTRAL	0- 1	0- 0	0- 1			
4- 13	0- 0	0- 2	CONFERENCE	0- 0	0- 2	4- 9			
3- 6	0- 0	0- 1	HOME	0- 0	0- 1	3- 4			
1- 7	0- 0	0- 1	AWAY	0- 0	0- 1	1- 5			
0- 0	0- 0	0- 0	NEUTRAL	0- 0	0- 0	0- 0			

RPI 1-25			RPI 26-50			RPI 51-100			RPI 101+			Team's RPI: 321			
RPI	S	Opponent	Score	RPI	S	Opponent	Score	RPI	S	Opponent	Score	RPI	S	Opponent	Score
				42	A	Colorado St.	56 74	62	H	Middle Tenn.	46 90	123	A	Fresno St.	56 65
				42	H	Colorado St.	37 64	83	H	San Diego	47 84	123	H	Fresno St.	59 67
								87	H	San Francisco	62 70	149	H	Montana St.	53 66
								94	N	Washington St.	57 70	152	A	Boise St.	58 66
												152	H	Boise St.	61 64
												171	H	New Mexico	47 51
												174	A	Pacific	52 74
												189	H	San Jose St.	63 76
												204	A	UNLV	59 65
												204	H	UNLV	71 65
												207	H	Utah Valley	65 73
												227	A	Ill.-Chicago	55 70
												229	A	Utah St.	55 70
												229	H	Utah St.	66 79
												241	N	Loyola Marymount	58 69
												245	A	Wyoming	53 68
												245	H	Wyoming	68 65
												250	A	San Diego St.	70 64
												335	A	UC Irvine	64 68
												344	A	Air Force	53 59
												344	H	Air Force	68 57
LAST 12 Division I GAMES:															
				152	H	Boise St.	61 64	344	A	Air Force	53 59				
				42	A	Colorado St.	56 74	42	H	Colorado St.	37 64				
				229	A	Utah St.	55 70	229	H	Utah St.	66 79				
				204	H	UNLV	71 65	250	A	San Diego St.	70 64				
				189	H	San Jose St.	63 76	204	A	UNLV	59 65				
				123	A	Fresno St.	56 65	245	H	Wyoming	68 65				

Non-Div I Games: San Fran. St. 57 51

Nevada

■ Loss, 
 ■ Non-Conf, S Site, 
 ■ Home 
 ■ Away 
 N Neutral

## New Hampshire

Through Games Of March 3, 2016

Average RPI Win:	245	WON-LOST	WINNING	LAST 10	STRENGTH OF	OPP. STRENGTH	TEAM	ADJ.	CONF.	ADJ CONF.
Average RPI Loss:	156	RECORD	PCT. RANK	GAMES	SCHEDULE	OF SCHEDULE	RPI	RPI	RPI	RPI
DIV. I ONLY	11- 17	238	5- 5	196	230	237	237	16	16	
DIV. I NON-CONF.	5- 7	198	0- 0	227	257	212	212	18	18	
TOTALS	RPI 1-25	RPI 26-50	W-L RECORDS	RPI 51-100	RPI 101-150	RPI 150+				
11- 17	0- 0	0- 1	OVERALL	0- 4	0- 2	11- 10				
6- 7	0- 0	0- 1	HOME	0- 2	0- 0	6- 4				
5- 10	0- 0	0- 0	AWAY	0- 0	0- 1	5- 1				
0- 0	0- 0	0- 0	NEUTRAL	0- 0	0- 0	0- 0				
5- 7	0- 0	0- 1	NON-CONFERENCE	0- 0	0- 2	5- 4				
2- 3	0- 0	0- 1	HOME	0- 0	0- 0	2- 2				
3- 4	0- 0	0- 0	AWAY	0- 0	0- 2	3- 2				
0- 0	0- 0	0- 0	NEUTRAL	0- 0	0- 0	0- 0				
6- 10	0- 0	0- 0	CONFERENCE	0- 4	0- 0	6- 6				
4- 4	0- 0	0- 0	HOME	0- 2	0- 0	4- 2				
2- 6	0- 0	0- 0	AWAY	0- 2	0- 0	2- 4				
0- 0	0- 0	0- 0	NEUTRAL	0- 0	0- 0	0- 0				

RPI S	Opponent	Score	RPI S	Opponent	Score	RPI S	Opponent	Score	RPI S	Opponent	Score	Team's RPI: 237
35	H Penn	60 67	52	A Albany (NY)	48 85	113	A Boston College	51 71				
			52	H Albany (NY)	52 78	147	A North Carolina	60 65				
			69	A Maine	55 59	160	A Stony Brook	54 63				
			69	H Maine	52 62	160	H Stony Brook	49 46				
						161	H Northeastern	54 66				
						162	A Yale	46 63				
						176	A UMBC	67 59				
						176	H UMBC	55 65				
						199	A Sacred Heart	81 69				
						206	A Hartford	44 48				
						206	H Hartford	53 42				
						220	A Dartmouth	61 57				
						221	H Siena	53 57				
						228	A Bryant	42 55				
						232	A Binghamton	50 51				
						232	H Binghamton	64 49				
						243	H Manhattan	72 57				
						276	A Central Conn. St.	64 50				
						281	A Vermont	63 83				
						281	H Vermont	59 63				
						320	A UMass Lowell	63 55				
						320	H UMass Lowell	65 61				
						340	H Boston U.	69 52				
LAST 12 Division I GAMES:												
176	A UMBC	67 59	69	A Maine	55 59							
281	H Vermont	59 63	232	H Binghamton	64 49							
206	H Hartford	53 42	176	H UMBC	55 65							
320	A UMass Lowell	63 55	281	A Vermont	63 83							
160	H Stony Brook	49 46	206	A Hartford	44 48							
52	A Albany (NY)	48 85	320	H UMass Lowell	65 61							

Non-Div I Games: Colby-Sawyer 72 41

New Hampshire

Loss, Non-Conf, S Site, H Home A Away N Neutral

Average RPI Win:	241	WON-LOST	WINNING	LAST 10	STRENGTH OF	OPP. STRENGTH	TEAM	ADJ.	CONF.	ADJ CONF.
Average RPI Loss:	139	RECORD	PCT. RANK	GAMES	SCHEDULE	OF SCHEDULE	RPI	RPI	RPI	RPI
DIV. I ONLY	15- 13	154	4- 5	184	226	171	171	19	19	
DIV. I NON-CONF.	7- 4	110	0- 1	82	240	108	108	20	20	
TOTALS	RPI 1-25	RPI 26-50	W-L RECORDS	RPI 51-100	RPI 101-150	RPI 150+				
15- 13	0- 1	0- 2	OVERALL	1- 2	0- 2	14- 6				
9- 6	0- 1	0- 1	HOME	0- 1	0- 1	9- 2				
6- 7	0- 0	0- 1	AWAY	1- 1	0- 1	5- 4				
0- 0	0- 0	0- 0	NEUTRAL	0- 0	0- 0	0- 0				
7- 4	0- 1	0- 1	NON-CONFERENCE	1- 2	0- 0	6- 0				
5- 2	0- 1	0- 0	HOME	0- 1	0- 0	5- 0				
2- 2	0- 0	0- 1	AWAY	1- 1	0- 0	1- 0				
0- 0	0- 0	0- 0	NEUTRAL	0- 0	0- 0	0- 0				
8- 9	0- 0	0- 1	CONFERENCE	0- 0	0- 2	8- 6				
4- 4	0- 0	0- 1	HOME	0- 0	0- 1	4- 2				
4- 5	0- 0	0- 0	AWAY	0- 0	0- 1	4- 4				
0- 0	0- 0	0- 0	NEUTRAL	0- 0	0- 0	0- 0				

RPI 1-25				RPI 26-50				RPI 51-100				RPI 101+ Team's RPI: 171			
RPI	S	Opponent	Score	RPI	S	Opponent	Score	RPI	S	Opponent	Score	RPI	S	Opponent	Score
21	H	Duquesne	69 78	30	A	UTEP	62 70	77	A	Minnesota	72 53	123	A	Fresno St.	43 51
				42	H	Colorado St.	48 49	99	A	New Mexico St.	59 78	123	H	Fresno St.	65 69
								99	H	New Mexico St.	47 52	152	A	Boise St.	70 60
												152	H	Boise St.	60 81
												169	H	Sacramento St.	84 71
												188	A	SMU	63 58
												189	A	San Jose St.	58 59
												189	H	San Jose St.	71 57
												204	A	UNLV	48 57
												204	H	UNLV	67 53
												229	A	Utah St.	56 72
												229	H	Utah St.	73 70
												242	H	Houston Baptist	65 57
												245	A	Wyoming	48 66
												250	A	San Diego St.	64 45
												250	H	San Diego St.	46 51
												269	H	Pepperdine	60 52
												303	H	Nicholls St.	83 43
												321	A	Nevada	51 47
												333	H	Southern Utah	70 48
												344	A	Air Force	63 33
												344	H	Air Force	58 36
LAST 12 Division I GAMES:															
21	H	Duquesne	69 78	189	A	San Jose St.	58 59	229	H	Utah St.	73 70	250	H	San Diego St.	46 51
250	A	San Diego St.	64 45	204	A	UNLV	48 57	152	H	Boise St.	60 81	344	A	Air Force	63 33
123	A	Fresno St.	43 51	344	A	Air Force	63 33								
42	H	Colorado St.	48 49												
344	H	Air Force	58 36												
152	A	Boise St.	70 60												

Non-Div I Games:

New Mexico

■ Loss, 
 ■ Non-Conf, S Site, 
 ■ Home 
 ■ Away 
 N Neutral

Average RPI Win:	248	WON-LOST	WINNING	LAST 10	STRENGTH OF	OPP. STRENGTH	TEAM	ADJ.	CONF.	ADJ CONF.
Average RPI Loss:	73	RECORD	PCT. RANK	GAMES	SCHEDULE	OF SCHEDULE	RPI	RPI	RPI	RPI
DIV. I ONLY	22- 3	11	10- 0	328	208	99	99	28	28	
DIV. I NON-CONF.	9- 3	69	0- 0	271	118	126	126	25	25	
TOTALS	RPI 1-25	RPI 26-50	W-L RECORDS	RPI 51-100	RPI 101-150	RPI 150+				
22- 3	0- 0	0- 1	OVERALL	0- 1	1- 1	21- 0				
11- 1	0- 0	0- 1	HOME	0- 0	1- 0	10- 0				
10- 1	0- 0	0- 0	AWAY	0- 0	0- 1	10- 0				
1- 1	0- 0	0- 0	NEUTRAL	0- 1	0- 0	1- 0				
9- 3	0- 0	0- 1	NON-CONFERENCE	0- 1	1- 1	8- 0				
5- 1	0- 0	0- 1	HOME	0- 0	1- 0	4- 0				
3- 1	0- 0	0- 0	AWAY	0- 0	0- 1	3- 0				
1- 1	0- 0	0- 0	NEUTRAL	0- 1	0- 0	1- 0				
13- 0	0- 0	0- 0	CONFERENCE	0- 0	0- 0	13- 0				
6- 0	0- 0	0- 0	HOME	0- 0	0- 0	6- 0				
7- 0	0- 0	0- 0	AWAY	0- 0	0- 0	7- 0				
0- 0	0- 0	0- 0	NEUTRAL	0- 0	0- 0	0- 0				

RPI 1-25				RPI 26-50				RPI 51-100				Team's RPI: 99	RPI 101+			
RPI	S	Opponent	Score	RPI	S	Opponent	Score	RPI	S	Opponent	Score		RPI	S	Opponent	Score
				30	H	UTEP	65 71	71	N	Vanderbilt	45 71		118	A	Arizona	64 68
													120	H	Northwestern St.	65 54
													169	H	Sacramento St.	80 77
													171	A	New Mexico	52 47
													171	H	New Mexico	78 59
													189	A	San Jose St.	75 66
													207	A	Utah Valley	59 53
													207	H	Utah Valley	73 68
													211	A	UTRGV	68 57
													216	A	CSU Bakersfield	67 59
													216	H	CSU Bakersfield	86 63
													239	A	Grand Canyon	64 44
													239	H	Grand Canyon	60 58
													265	A	Seattle	66 56
													265	H	Seattle	69 54
													301	A	UMKC	68 62
													301	H	UMKC	78 74
													306	H	Northern Ariz.	87 53
													319	N	A&M-Corpus Christi	70 51
													326	A	North Dakota St.	79 69
													333	H	Southern Utah	74 60
													341	A	Chicago St.	70 60
													341	H	Chicago St.	76 63
LAST 12 Division I GAMES:																
				301	H	UMKC	78 74	211	A	UTRGV	68 57					
				265	A	Seattle	66 56	216	H	CSU Bakersfield	86 63					
				216	A	CSU Bakersfield	67 59	265	H	Seattle	69 54					
				341	H	Chicago St.	76 63	341	A	Chicago St.	70 60					
				207	A	Utah Valley	59 53	301	A	UMKC	68 62					
				239	A	Grand Canyon	64 44	239	H	Grand Canyon	60 58					

Non-Div I Games: Eastern N.M. 76 61 Western N.M. 68 39

New Mexico St.

Loss, Non-Conf, S Site, H Home A Away N Neutral



Average RPI Win:	295	WON-LOST	WINNING	LAST 10	STRENGTH OF	OPP. STRENGTH	TEAM	ADJ.	CONF.	ADJ CONF.
Average RPI Loss:	205	RECORD	PCT. RANK	GAMES	SCHEDULE	OF SCHEDULE	RPI	RPI	RPI	RPI
DIV. I ONLY	6- 18	295	3- 7	322	296	332	332	26	26	
DIV. I NON-CONF.	1- 6	311	0- 0	331	269	348	348	26	26	
TOTALS	RPI 1-25	RPI 26-50	W-L RECORDS	RPI 51-100	RPI 101-150	RPI 150+				
6- 18	0- 0	0- 0	OVERALL	0- 2	0- 4	6- 12				
5- 5	0- 0	0- 0	HOME	0- 0	0- 1	5- 4				
1- 12	0- 0	0- 0	AWAY	0- 0	0- 1	1- 1				
0- 1	0- 0	0- 0	NEUTRAL	0- 0	0- 0	0- 1				
1- 6	0- 0	0- 0	NON-CONFERENCE	0- 1	0- 1	1- 4				
1- 1	0- 0	0- 0	HOME	0- 0	0- 0	1- 1				
0- 4	0- 0	0- 0	AWAY	0- 1	0- 1	0- 2				
0- 1	0- 0	0- 0	NEUTRAL	0- 0	0- 0	0- 1				
5- 12	0- 0	0- 0	CONFERENCE	0- 1	0- 3	5- 8				
4- 4	0- 0	0- 0	HOME	0- 0	0- 1	4- 3				
1- 8	0- 0	0- 0	AWAY	0- 1	0- 2	1- 5				
0- 0	0- 0	0- 0	NEUTRAL	0- 0	0- 0	0- 0				

RPI 1-25			RPI 26-50			RPI 51-100				RPI 101+			Team's RPI: 332				
RPI	S	Opponent	Score	RPI	S	Opponent	Score	RPI	S	Opponent	Score	RPI	S	Opponent	Score		
								73	A	Abilene Christian	70	80	107	A	Central Ark.	55	67
								90	A	TCU	36	85	107	H	Central Ark.	44	59
												120	A	Northwestern St.	53	70	
												138	A	Arkansas	41	73	
												151	A	McNeese St.	63	92	
												151	H	McNeese St.	74	77	
												172	A	Ole Miss	59	97	
												202	H	SFA	58	57	
												222	A	Sam Houston St.	52	64	
												242	H	Houston Baptist	51	71	
												286	A	Kennesaw St.	53	60	
												287	A	Lamar	52	79	
												296	N	Florida A&M	60	71	
												303	A	Nicholls St.	55	70	
												303	H	Nicholls St.	62	55	
												308	H	UNCG	79	81	
												311	H	Jackson St.	85	68	
												312	A	Southeastern La.	62	51	
												312	H	Southeastern La.	57	55	
												319	A	A&M-Corpus Christi	59	73	
												319	H	A&M-Corpus Christi	64	75	
												329	H	Incarnate Word	55	49	
LAST 12 Division I GAMES:																	
312	H	Southeastern La.	57	55	107	A	Central Ark.	55	67								
73	A	Abilene Christian	70	80	151	A	McNeese St.	63	92								
303	A	Nicholls St.	55	70	151	H	McNeese St.	74	77								
120	A	Northwestern St.	53	70	303	H	Nicholls St.	62	55								
312	A	Southeastern La.	62	51	319	A	A&M-Corpus Christi	59	73								
319	H	A&M-Corpus Christi	64	75	107	H	Central Ark.	44	59								

Non-Div I Games: LSU-Alexandria 93 75 Trinity Baptist 109 46

New Orleans

■ Loss, 
 ■ Non-Conf, S Site, 
 ■ Home 
 ■ Away 
 N Neutral

## Niagara

Through Games Of March 3, 2016

Average RPI Win: <b>273</b>	WON-LOST	WINNING	LAST 10	STRENGTH OF	OPP. STRENGTH	TEAM	ADJ.	CONF.	ADJ CONF.
Average RPI Loss: <b>177</b>	RECORD	PCT. RANK	GAMES	SCHEDULE	OF SCHEDULE	RPI	RPI	RPI	RPI
DIV. I ONLY	8- 22	291	2- 8	263	240	292	292	23	23
DIV. I NON-CONF.	2- 7	280	0- 0	234	181	281	281	22	22
TOTALS	RPI 1-25	RPI 26-50	W-L RECORDS	RPI 51-100	RPI 101-150	RPI 150+			
8- 22	0- 0	0- 1	OVERALL	0- 2	0- 6	8- 13			
3- 11	0- 0	0- 0	HOME	0- 1	0- 3	3- 7			
4- 11	0- 0	0- 1	AWAY	0- 1	0- 3	4- 6			
1- 0	0- 0	0- 0	NEUTRAL	0- 0	0- 0	1- 0			
2- 7	0- 0	0- 1	NON-CONFERENCE	0- 0	0- 4	2- 2			
1- 3	0- 0	0- 0	HOME	0- 0	0- 2	1- 1			
1- 4	0- 0	0- 1	AWAY	0- 0	0- 2	1- 1			
0- 0	0- 0	0- 0	NEUTRAL	0- 0	0- 0	0- 0			
6- 15	0- 0	0- 0	CONFERENCE	0- 2	0- 2	6- 11			
2- 8	0- 0	0- 0	HOME	0- 1	0- 1	2- 6			
3- 7	0- 0	0- 0	AWAY	0- 1	0- 1	3- 5			
1- 0	0- 0	0- 0	NEUTRAL	0- 0	0- 0	1- 0			

RPI S	Opponent	Score	RPI S	Opponent	Score	RPI S	Opponent	Score	RPI S	Opponent	Score	Team's RPI: 292
			27 A	St. Bonaventure	55 67	82 A	Quinnipiac	52 70	124 A	Iona	46 73	
						82 H	Quinnipiac	54 61	124 H	Iona	52 73	
									126 H	Buffalo	48 57	
									129 H	Youngstown St.	54 71	
									146 A	Texas Tech	45 79	
									148 A	Detroit	75 80	
									167 A	Marist	50 63	
									167 H	Marist	68 82	
									185 A	Fairfield	43 61	
									185 H	Fairfield	56 55	
									217 H	Oakland	67 77	
									220 A	Dartmouth	47 60	
									221 A	Siena	54 45	
									221 H	Siena	51 59	
									224 A	Canisius	45 54	
									224 H	Canisius	66 68	
									224 N	Canisius	65 64	
									243 A	Manhattan	62 80	
									243 H	Manhattan	49 58	
									257 A	Monmouth	60 83	
									257 H	Monmouth	55 68	
									272 H	Cleveland St.	73 72	
									284 A	Rider	67 57	
									284 H	Rider	72 76	
									318 A	Mt. St. Mary's	53 51	
									339 A	Saint Peter's	52 48	
LAST 12 Division I GAMES:												
			224 N	Canisius	65 64	167 H	Marist	68 82				
			221 A	Siena	54 45	82 A	Quinnipiac	52 70				
			224 A	Canisius	45 54	185 A	Fairfield	43 61				
			243 H	Manhattan	49 58	124 H	Iona	52 73				
			257 H	Monmouth	55 68	224 H	Canisius	66 68				
			284 H	Rider	72 76	167 A	Marist	50 63				

Non-Div I Games:

Niagara

■ Loss, 
 ■ Non-Conf, 
 ■ S Site, 
 ■ H Home 
 ■ A Away 
 N Neutral

RPI	S	Opponent	Score
339	H	Saint Peter's	51 46

N  
i  
a  
g  
a  
r  
a

N  
i  
a  
g  
a  
r  
a

Niagara

NICHOLLS ST.				THROUGH GAMES OF MARCH 9, 1910						
Average RPI Win:	264	WON-LOST	WINNING	LAST 10	STRENGTH OF	OPP. STRENGTH	TEAM	ADJ.	CONF.	ADJ CONF.
Average RPI Loss:	202	RECORD	PCT. RANK	GAMES	SCHEDULE	OF SCHEDULE	RPI	RPI	RPI	RPI
DIV. I ONLY	8- 18	277	3- 6	294	321	303	303	26	26	
DIV. I NON-CONF.	1- 8	320	1- 0	307	344	343	343	26	26	
TOTALS	RPI 1-25	RPI 26-50	W-L RECORDS	RPI 51-100	RPI 101-150	RPI 150+				
8- 18	0- 0	0- 0	OVERALL	0- 1	1- 4	7- 13				
4- 8	0- 0	0- 0	HOME	0- 1	1- 1	3- 6				
3- 9	0- 0	0- 0	AWAY	0- 0	0- 2	3- 7				
1- 1	0- 0	0- 0	NEUTRAL	0- 0	0- 1	1- 0				
1- 8	0- 0	0- 0	NON-CONFERENCE	0- 0	0- 1	1- 7				
0- 4	0- 0	0- 0	HOME	0- 0	0- 0	0- 4				
0- 3	0- 0	0- 0	AWAY	0- 0	0- 0	0- 3				
1- 1	0- 0	0- 0	NEUTRAL	0- 0	0- 1	1- 0				
7- 10	0- 0	0- 0	CONFERENCE	0- 1	1- 3	6- 6				
4- 4	0- 0	0- 0	HOME	0- 1	1- 1	3- 2				
3- 6	0- 0	0- 0	AWAY	0- 0	0- 2	3- 4				
0- 0	0- 0	0- 0	NEUTRAL	0- 0	0- 0	0- 0				

RPI 1-25				RPI 26-50				RPI 51-100				RPI 101+				Team's RPI: 303	
RPI	S	Opponent	Score	RPI	S	Opponent	Score	RPI	S	Opponent	Score	RPI	S	Opponent	Score		
								73	H	Abilene Christian	68	71	107	A	Central Ark.	51	56
													107	H	Central Ark.	65	71
													109	N	Samford	43	45
													120	A	Northwestern St.	62	66
													120	H	Northwestern St.	70	61
													151	A	McNeese St.	62	96
													151	H	McNeese St.	85	81
													155	A	Troy	51	104
													171	A	New Mexico	43	83
													180	H	Louisiana Tech	55	58
													191	H	Grambling	65	69
													202	H	SFA	67	89
													222	A	Sam Houston St.	67	63
													242	A	Houston Baptist	71	80
													277	A	La.-Monroe	57	69
													280	H	Prairie View	70	81
													287	H	Lamar	69	59
													295	H	Jacksonville St.	49	63
													312	A	Southeastern La.	68	78
													319	A	A&M-Corpus Christi	64	62
													329	A	Incarnate Word	66	64
													329	H	Incarnate Word	61	63
													332	A	New Orleans	55	62
													332	H	New Orleans	70	55
													349	N	Mississippi Val.	63	54
LAST 12 Division I GAMES:																	
				349	N	Mississippi Val.	63	54	312	A	Southeastern La.	68	78				
				107	A	Central Ark.	51	56	151	H	McNeese St.	85	81				
				151	A	McNeese St.	62	96	329	H	Incarnate Word	61	63				
				332	H	New Orleans	70	55	329	A	Incarnate Word	66	64				
				202	H	SFA	67	89	332	A	New Orleans	55	62				
				120	A	Northwestern St.	62	66	107	H	Central Ark.	65	71				

Non-Div I Games:	Southern-N.O.	98	65
------------------	---------------	----	----

Nicholls St.

Loss, Non-Conf, S Site, H Home A Away N Neutral

Average RPI Win:	269	WON-LOST	WINNING	LAST 10	STRENGTH OF	OPP. STRENGTH	TEAM	ADJ.	CONF.	ADJ CONF.
Average RPI Loss:	242	RECORD	PCT. RANK	GAMES	SCHEDULE	OF SCHEDULE	RPI	RPI	RPI	RPI
DIV. I ONLY	3- 23	337	3- 7	339	332	347	347	32	32	
DIV. I NON-CONF.	0- 10	338	0- 0	269	299	346	346	30	30	
TOTALS	RPI 1-25	RPI 26-50	W-L RECORDS	RPI 51-100	RPI 101-150	RPI 150+				
3- 23	0- 0	0- 1	OVERALL	0- 0	0- 2	3- 20				
1- 10	0- 0	0- 0	HOME	0- 0	0- 0	1- 10				
2- 11	0- 0	0- 1	AWAY	0- 0	0- 2	2- 8				
0- 2	0- 0	0- 0	NEUTRAL	0- 0	0- 0	0- 2				
0- 10	0- 0	0- 1	NON-CONFERENCE	0- 0	0- 2	0- 7				
0- 3	0- 0	0- 0	HOME	0- 0	0- 0	0- 3				
0- 5	0- 0	0- 1	AWAY	0- 0	0- 2	0- 2				
0- 2	0- 0	0- 0	NEUTRAL	0- 0	0- 0	0- 2				
3- 13	0- 0	0- 0	CONFERENCE	0- 0	0- 0	3- 13				
1- 7	0- 0	0- 0	HOME	0- 0	0- 0	1- 7				
2- 6	0- 0	0- 0	AWAY	0- 0	0- 0	2- 6				
0- 0	0- 0	0- 0	NEUTRAL	0- 0	0- 0	0- 0				

RPI S	Opponent	Score	RPI S	Opponent	Score	RPI S	Opponent	Score	RPI S	Opponent	Score	Team's RPI: 347
			28	A Mississippi St.	34 92				103	A Virginia	50 86	
									140	A Marshall	67 81	
									200	A William & Mary	47 67	
									201	A Hampton	62 73	
									201	H Hampton	71 66	
									205	H USC Upstate	62 82	
									215	A N.C. A&T	53 64	
									217	H Oakland	73 83	
									234	A Loyola Maryland	67 75	
									244	A Coppin St.	44 69	
									244	H Coppin St.	47 56	
									246	H Bethune-Cookman	45 53	
									254	A Morgan St.	58 67	
									254	H Morgan St.	56 59	
									270	H UNCW	57 61	
									275	A UMES	74 63	
									279	N La Salle	59 67	
									290	H Savannah St.	53 68	
									296	H Florida A&M	67 83	
									309	H South Carolina St.	52 60	
									323	A Delaware St.	61 64	
									330	A Howard	110 108	
									330	H Howard	63 64	
									337	N St. Francis Brooklyn	55 59	
									348	A N.C. Central	62 63	
LAST 12 Division I GAMES:												
			201	H Hampton	71 66				330	A Howard	110 108	
			330	H Howard	63 64				201	A Hampton	62 73	
			244	H Coppin St.	47 56				290	H Savannah St.	53 68	
			323	A Delaware St.	61 64				309	H South Carolina St.	52 60	
			254	H Morgan St.	56 59				215	A N.C. A&T	53 64	
			275	A UMES	74 63				348	A N.C. Central	62 63	

Non-Div I Games:

Norfolk St.

■ Loss, 
 ■ Non-Conf, 
 ■ S Site, 
 ■ Home 
 ■ A Away 
 N Neutral

# North Carolina

Through Games Of March 3, 2016

Average RPI Win:	175	WON-LOST	WINNING	LAST 10	STRENGTH OF	OPP. STRENGTH	TEAM	ADJ.	CONF.	ADJ CONF.
Average RPI Loss:	77	RECORD	PCT. RANK	GAMES	SCHEDULE	OF SCHEDULE	RPI	RPI	RPI	RPI
DIV. I ONLY	14- 18	214	2- 8	50	73	147	147	4	4	
DIV. I NON-CONF.	10- 5	99	0- 0	105	261	136	136	5	5	
TOTALS	RPI 1-25	RPI 26-50	W-L RECORDS	RPI 51-100	RPI 101-150	RPI 150+				
14- 18	1- 4	0- 5	OVERALL	1- 2	4- 5	8- 2				
11- 9	1- 1	0- 3	HOME	1- 1	2- 2	7- 2				
1- 8	0- 3	0- 2	AWAY	0- 1	1- 2	0- 0				
2- 1	0- 0	0- 0	NEUTRAL	0- 0	1- 1	1- 0				
10- 5	0- 1	0- 0	NON-CONFERENCE	1- 1	2- 1	7- 2				
8- 4	0- 0	0- 0	HOME	1- 1	1- 1	6- 2				
0- 1	0- 1	0- 0	AWAY	0- 0	0- 0	0- 0				
2- 0	0- 0	0- 0	NEUTRAL	0- 0	1- 0	1- 0				
4- 13	1- 3	0- 5	CONFERENCE	0- 1	2- 4	1- 0				
3- 5	1- 1	0- 3	HOME	0- 0	1- 1	1- 0				
1- 7	0- 2	0- 2	AWAY	0- 1	1- 2	0- 0				
0- 1	0- 0	0- 0	NEUTRAL	0- 0	0- 1	0- 0				

RPI 1-25				RPI 26-50				RPI 51-100				RPI 101+ Team's RPI: 147			
RPI	S	Opponent	Score	RPI	S	Opponent	Score	RPI	S	Opponent	Score	RPI	S	Opponent	Score
1	A	Notre Dame	54 88	31	H	Miami (FL)	61 76	67	A	Georgia Tech	73 80	103	A	Virginia	68 72
12	A	Florida St.	63 94	46	A	North Carolina St.	49 78	69	H	Maine	59 58	108	N	Gonzaga	67 62
14	H	Louisville	60 78	46	H	North Carolina St.	66 80	81	H	Oregon	77 79	112	H	Northwestern	72 85
16	H	Syracuse	77 73	48	A	Duke	55 71					113	A	Boston College	86 78
23	A	Oklahoma St.	67 77	48	H	Duke	57 93					119	H	Virginia Tech	71 67
												124	H	Iona	64 52
												127	H	Pittsburgh	60 76
												127	N	Pittsburgh	72 82
												137	A	Wake Forest	63 75
												162	H	Yale	70 63
												163	N	Southern Miss.	69 62
												174	H	Pacific	63 66
												187	H	Gardner-Webb	65 66
												205	H	USC Upstate	80 40
												237	H	New Hampshire	65 60
												255	H	Clemson	72 56
												266	H	Appalachian St.	68 59
												296	H	Florida A&M	94 58
												315	H	Fairleigh Dickinson	64 46
LAST 12 Division I GAMES:															
				127	N	Pittsburgh	72 82	119	H	Virginia Tech	71 67				
				48	H	Duke	57 93	113	A	Boston College	86 78				
				103	A	Virginia	68 72	14	H	Louisville	60 78				
				46	H	North Carolina St.	66 80	46	A	North Carolina St.	49 78				
				127	H	Pittsburgh	60 76	48	A	Duke	55 71				
				12	A	Florida St.	63 94	137	A	Wake Forest	63 75				

Non-Div I Games:

North Carolina

Loss, Non-Conf, S Site, H Home A Away N Neutral

Average RPI Win:	144	WON-LOST	WINNING	LAST 10	STRENGTH OF	OPP. STRENGTH	TEAM	ADJ.	CONF.	ADJ CONF.
Average RPI Loss:	45	RECORD	PCT. RANK	GAMES	SCHEDULE	OF SCHEDULE	RPI	RPI	RPI	RPI
DIV. I ONLY	20- 10	76	6- 4	46	45	46	46	4	4	
DIV. I NON-CONF.	9- 4	95	0- 0	79	92	73	73	5	5	
TOTALS	RPI 1-25	RPI 26-50	W-L RECORDS	RPI 51-100	RPI 101-150	RPI 150+				
20- 10	0- 5	2- 2	OVERALL	2- 2	9- 1	7- 0				
11- 4	0- 3	1- 0	HOME	2- 1	4- 0	4- 0				
6- 5	0- 2	1- 1	AWAY	0- 1	4- 1	1- 0				
3- 1	0- 0	0- 1	NEUTRAL	0- 0	1- 0	2- 0				
9- 4	0- 1	1- 1	NON-CONFERENCE	1- 2	1- 0	6- 0				
6- 1	0- 0	1- 0	HOME	1- 1	0- 0	4- 0				
1- 2	0- 1	0- 0	AWAY	0- 1	1- 0	0- 0				
2- 1	0- 0	0- 1	NEUTRAL	0- 0	0- 0	2- 0				
11- 6	0- 4	1- 1	CONFERENCE	1- 0	8- 1	1- 0				
5- 3	0- 3	0- 0	HOME	1- 0	4- 0	0- 0				
5- 3	0- 1	1- 1	AWAY	0- 0	3- 1	1- 0				
1- 0	0- 0	0- 0	NEUTRAL	0- 0	1- 0	0- 0				

RPI 1-25				RPI 26-50				Team's RPI: 46	RPI 51-100				RPI 101+			
RPI	S	Opponent	Score	RPI	S	Opponent	Score		RPI	S	Opponent	Score	RPI	S	Opponent	Score
1	A	Notre Dame	46 82	31	A	Miami (FL)	44 73		67	H	Georgia Tech	65 57	103	H	Virginia	63 52
12	H	Florida St.	52 56	34	N	Seton Hall	55 58		76	H	Charlotte	72 65	113	H	Boston College	74 63
14	H	Louisville	90 92	47	H	Villanova	70 64		86	H	Elon	66 69	113	N	Boston College	76 60
16	H	Syracuse	52 55	48	A	Duke	65 62		97	A	Nebraska	67 88	119	A	Virginia Tech	72 61
20	A	Florida	72 79										121	A	Liberty	61 53
													127	A	Pittsburgh	78 76
													137	A	Wake Forest	58 63
													137	H	Wake Forest	64 47
													147	A	North Carolina	80 66
													147	H	North Carolina	78 49
													153	N	UAB	67 56
													181	H	Davidson	58 42
													183	N	Eastern Ky.	73 62
													190	H	Radford	67 52
													252	H	High Point	89 48
													255	A	Clemson	71 57
													299	H	Western Caro.	86 55
LAST 12 Division I GAMES:																
113	N	Boston College	76 60	137	A	Wake Forest	58 63									
255	A	Clemson	71 57	1	A	Notre Dame	46 82									
12	H	Florida St.	52 56	147	H	North Carolina	78 49									
147	A	North Carolina	80 66	103	H	Virginia	63 52									
16	H	Syracuse	52 55	119	A	Virginia Tech	72 61									
113	H	Boston College	74 63	14	H	Louisville	90 92									

Non-Div I Games:

North Carolina St.

■ Loss, 
 ■ Non-Conf, S Site, 
 ■ Home 
 ■ Away 
 N Neutral

## North Dakota

Through Games Of March 3, 2016

Average RPI Win:	220	WON-LOST	WINNING	LAST 10	STRENGTH OF	OPP. STRENGTH	TEAM	ADJ.	CONF.	ADJ CONF.
Average RPI Loss:	114	RECORD	PCT. RANK	GAMES	SCHEDULE	OF SCHEDULE	RPI	RPI	RPI	RPI
DIV. I ONLY	16- 12	135	9- 1	74	259	105	105	20	20	
DIV. I NON-CONF.	4- 7	222	0- 0	34	199	172	172	24	24	
TOTALS	RPI 1-25	RPI 26-50	W-L RECORDS	RPI 51-100	RPI 101-150	RPI 150+				
16- 12	0- 0	0- 0	OVERALL	1- 5	0- 5	15- 2				
10- 3	0- 0	0- 0	HOME	1- 1	0- 1	9- 1				
6- 8	0- 0	0- 0	AWAY	0- 0	0- 0	6- 0				
0- 1	0- 0	0- 0	NEUTRAL	0- 0	0- 1	0- 0				
4- 7	0- 0	0- 0	NON-CONFERENCE	1- 5	0- 2	3- 0				
4- 1	0- 0	0- 0	HOME	1- 1	0- 0	3- 0				
0- 5	0- 0	0- 0	AWAY	0- 4	0- 1	0- 0				
0- 1	0- 0	0- 0	NEUTRAL	0- 0	0- 1	0- 0				
12- 5	0- 0	0- 0	CONFERENCE	0- 0	0- 3	12- 2				
6- 2	0- 0	0- 0	HOME	0- 0	0- 1	6- 1				
6- 3	0- 0	0- 0	AWAY	0- 0	0- 2	6- 1				
0- 0	0- 0	0- 0	NEUTRAL	0- 0	0- 0	0- 0				

RPI 1-25				RPI 26-50				RPI 51-100				RPI 101+				Team's RPI: 105	
RPI	S	Opponent	Score	RPI	S	Opponent	Score	RPI	S	Opponent	Score	RPI	S	Opponent	Score		
								57	A	Iowa	61	83	101	N	UT Martin	58	84
								59	H	South Dakota	70	73	110	A	Drake	63	73
								77	A	Minnesota	47	57	132	A	Idaho	65	92
								81	A	Oregon	51	77	132	H	Idaho	59	65
								87	A	San Francisco	57	74	149	A	Montana St.	61	69
								96	H	UNI	64	59	168	A	Northern Colo.	59	58
													168	H	Northern Colo.	54	51
													169	A	Sacramento St.	86	79
													177	A	Montana	61	59
													177	H	Montana	73	61
													182	A	Eastern Wash.	57	60
													182	H	Eastern Wash.	72	69
													198	A	Weber St.	85	78
													198	H	Weber St.	56	62
													212	A	Idaho St.	60	57
													212	H	Idaho St.	45	42
													223	H	Western Ill.	78	67
													261	H	Omaha	67	52
													306	H	Northern Ariz.	63	56
													314	A	Portland St.	75	62
													326	H	North Dakota St.	71	54
													333	H	Southern Utah	68	56
LAST 12 Division I GAMES:																	
				177	H	Montana	73	61					198	A	Weber St.	85	78
				169	A	Sacramento St.	86	79					212	A	Idaho St.	60	57
				314	A	Portland St.	75	62					168	H	Northern Colo.	54	51
				168	A	Northern Colo.	59	58					333	H	Southern Utah	68	56
				132	H	Idaho	59	65					306	H	Northern Ariz.	63	56
				182	H	Eastern Wash.	72	69					177	A	Montana	61	59

Non-Div I Games:

North Dakota

■ Loss, 
 ■ Non-Conf, 
 ■ S Site, 
 ■ H Home 
 ■ A Away 
 N Neutral



Average RPI Win:	309	WON-LOST	WINNING	LAST 10	STRENGTH OF	OPP. STRENGTH	TEAM	ADJ.	CONF.	ADJ CONF.
Average RPI Loss:	175	RECORD	PCT. RANK	GAMES	SCHEDULE	OF SCHEDULE	RPI	RPI	RPI	RPI
DIV. I ONLY	5- 22	317	2- 8	245	271	326	326	18	18	
DIV. I NON-CONF.	3- 8	258	0- 0	273	342	302	302	19	19	
TOTALS	RPI 1-25	RPI 26-50	W-L RECORDS	RPI 51-100	RPI 101-150	RPI 150+				
5- 22	0- 0	0- 0	OVERALL	0- 6	0- 5	5- 11				
3- 9	0- 0	0- 0	HOME	0- 4	0- 2	3- 3				
1- 11	0- 0	0- 0	AWAY	0- 2	0- 3	1- 6				
1- 2	0- 0	0- 0	NEUTRAL	0- 0	0- 0	1- 2				
3- 8	0- 0	0- 0	NON-CONFERENCE	0- 2	0- 1	3- 5				
1- 3	0- 0	0- 0	HOME	0- 2	0- 0	1- 1				
1- 3	0- 0	0- 0	AWAY	0- 0	0- 1	1- 2				
1- 2	0- 0	0- 0	NEUTRAL	0- 0	0- 0	1- 2				
2- 14	0- 0	0- 0	CONFERENCE	0- 4	0- 4	2- 6				
2- 6	0- 0	0- 0	HOME	0- 2	0- 2	2- 2				
0- 8	0- 0	0- 0	AWAY	0- 2	0- 2	0- 4				
0- 0	0- 0	0- 0	NEUTRAL	0- 0	0- 0	0- 0				

RPI 1-25				RPI 26-50				RPI 51-100				RPI 101+				Team's RPI: 326	
RPI	S	Opponent	Score	RPI	S	Opponent	Score	RPI	S	Opponent	Score	RPI	S	Opponent	Score		
								59	A	South Dakota	54 80	105	A	North Dakota	54 71		
								59	H	South Dakota	94 96	115	A	IUPUI	44 67		
								60	A	South Dakota St.	47 81	115	H	IUPUI	63 64		
								60	H	South Dakota St.	63 81	144	A	Oral Roberts	58 59		
								69	H	Maine	51 82	144	H	Oral Roberts	42 52		
								99	H	New Mexico St.	69 79	165	N	Delaware	50 62		
												215	N	N.C. A&T	64 72		
												223	A	Western Ill.	89 100		
												223	H	Western Ill.	82 94		
												239	H	Grand Canyon	67 76		
												250	A	San Diego St.	54 64		
												261	A	Omaha	52 77		
												261	H	Omaha	74 67		
												280	N	Prairie View	79 58		
												304	A	Denver	53 64		
												304	H	Denver	45 55		
												316	A	IPFW	69 85		
												316	H	IPFW	94 85		
												322	A	Kent St.	54 75		
												342	H	Cal St. Fullerton	79 64		
												345	A	NJIT	64 59		
LAST 12 Division I GAMES:																	
				316	A	IPFW	69 85					144	A	Oral Roberts	58 59		
				223	A	Western Ill.	89 100					59	A	South Dakota	54 80		
				304	H	Denver	45 55					316	H	IPFW	94 85		
				261	H	Omaha	74 67					223	H	Western Ill.	82 94		
				115	H	IUPUI	63 64					115	A	IUPUI	44 67		
				60	A	South Dakota St.	47 81					59	H	South Dakota	94 96		

Non-Div I Games: Valley City St. 85 77 St. Mary (NE) 88 68

North Dakota St.

■ Loss, 
 ■ Non-Conf, S Site, 
 ■ Home 
 ■ Away 
 N Neutral

## North Florida

Through Games Of March 3, 2016

Average RPI Win: <b>323</b>	WON-LOST	WINNING	LAST 10	STRENGTH OF	OPP. STRENGTH	TEAM	ADJ.	CONF.	ADJ CONF.
Average RPI Loss: <b>187</b>	RECORD	PCT. RANK	GAMES	SCHEDULE	OF SCHEDULE	RPI	RPI	RPI	RPI
DIV. I ONLY	5- 21	314	1- 9	260	309	328	328	29	29
DIV. I NON-CONF.	2- 10	304	0- 0	237	283	311	311	28	28
TOTALS	RPI 1-25	RPI 26-50	W-L RECORDS	RPI 51-100	RPI 101-150	RPI 150+			
5- 21	0- 1	0- 0	OVERALL	0- 4	0- 3	5- 13			
3- 10	0- 0	0- 0	HOME	0- 2	0- 1	3- 7			
2- 11	0- 1	0- 0	AWAY	0- 2	0- 2	2- 6			
0- 0	0- 0	0- 0	NEUTRAL	0- 0	0- 0	0- 0			
2- 10	0- 1	0- 0	NON-CONFERENCE	0- 2	0- 1	2- 6			
1- 5	0- 0	0- 0	HOME	0- 1	0- 0	1- 4			
1- 5	0- 1	0- 0	AWAY	0- 1	0- 1	1- 2			
0- 0	0- 0	0- 0	NEUTRAL	0- 0	0- 0	0- 0			
3- 11	0- 0	0- 0	CONFERENCE	0- 2	0- 2	3- 7			
2- 5	0- 0	0- 0	HOME	0- 1	0- 1	2- 3			
1- 6	0- 0	0- 0	AWAY	0- 1	0- 1	1- 4			
0- 0	0- 0	0- 0	NEUTRAL	0- 0	0- 0	0- 0			

RPI 1-25				RPI 26-50				RPI 51-100				RPI 101+ Team's RPI: 328			
RPI	S	Opponent	Score	RPI	S	Opponent	Score	RPI	S	Opponent	Score	RPI	S	Opponent	Score
12	A	Florida St.	28 <b>80</b>					61	H	Purdue	47 <b>70</b>	114	A	Mercer	54 <b>68</b>
								63	A	FGCU	50 <b>75</b>	145	A	Jacksonville	51 <b>65</b>
								63	H	FGCU	38 <b>65</b>	145	H	Jacksonville	39 <b>73</b>
								97	A	Nebraska	46 <b>91</b>	154	A	Alabama	47 <b>69</b>
												196	A	Stetson	61 <b>81</b>
												196	H	Stetson	56 <b>67</b>
												205	A	USC Upstate	54 <b>69</b>
												205	H	USC Upstate	61 <b>75</b>
												246	H	Bethune-Cookman	49 <b>53</b>
												264	H	Campbell	55 <b>66</b>
												270	H	UNCW	47 <b>63</b>
												271	A	Georgia St.	63 <b>76</b>
												286	A	Kennesaw St.	54 <b>76</b>
												286	H	Kennesaw St.	55 <b>70</b>
												289	H	Towson	74 <b>72</b>
												301	A	UMKC	62 <b>55</b>
												309	H	South Carolina St.	48 <b>53</b>
												336	A	Lipscomb	71 <b>78</b>
												336	H	Lipscomb	78 <b>70</b>
												345	A	NJIT	68 <b>51</b>
												345	H	NJIT	72 <b>49</b>
LAST 12 Division I GAMES:															
145	A	Jacksonville	51 <b>65</b>	63	A	FGCU	50 <b>75</b>								
345	H	NJIT	72 <b>49</b>	196	A	Stetson	61 <b>81</b>								
205	H	USC Upstate	61 <b>75</b>	63	H	FGCU	38 <b>65</b>								
286	A	Kennesaw St.	54 <b>76</b>	205	A	USC Upstate	54 <b>69</b>								
336	A	Lipscomb	71 <b>78</b>	345	A	NJIT	68 <b>51</b>								
196	H	Stetson	56 <b>67</b>	336	H	Lipscomb	78 <b>70</b>								

Non-Div I Games: Warner 60 51 Webber Int'l 60 **72** Trinity Baptist 97 30

North Florida

■ Loss, 
 ■ Non-Conf, 
 ■ S Site, 
 ■ Home 
 ■ A Away 
 N Neutral

## North Texas

Through Games Of March 3, 2016

Average RPI Win:	195	WON-LOST	WINNING	LAST 10	STRENGTH OF	OPP. STRENGTH	TEAM	ADJ.	CONF.	ADJ CONF.
Average RPI Loss:	142	RECORD	PCT. RANK	GAMES	SCHEDULE	OF SCHEDULE	RPI	RPI	RPI	RPI
DIV. I ONLY	10- 17	248	2- 8	200	112	240	240	12	12	
DIV. I NON-CONF.	5- 5	160	0- 0	233	138	190	190	11	11	
TOTALS	RPI 1-25	RPI 26-50	W-L RECORDS	RPI 51-100	RPI 101-150	RPI 150+				
10- 17	0- 0	1- 2	OVERALL	0- 3	2- 4	7- 8				
5- 9	0- 0	0- 1	HOME	0- 3	1- 2	4- 3				
5- 8	0- 0	1- 1	AWAY	0- 0	1- 2	3- 5				
0- 0	0- 0	0- 0	NEUTRAL	0- 0	0- 0	0- 0				
5- 5	0- 0	1- 0	NON-CONFERENCE	0- 1	1- 2	3- 2				
2- 3	0- 0	0- 0	HOME	0- 1	1- 1	1- 1				
3- 2	0- 0	1- 0	AWAY	0- 0	0- 1	2- 1				
0- 0	0- 0	0- 0	NEUTRAL	0- 0	0- 0	0- 0				
5- 12	0- 0	0- 2	CONFERENCE	0- 2	1- 2	4- 6				
3- 6	0- 0	0- 1	HOME	0- 2	0- 1	3- 2				
2- 6	0- 0	0- 1	AWAY	0- 0	1- 1	1- 4				
0- 0	0- 0	0- 0	NEUTRAL	0- 0	0- 0	0- 0				

RPI 1-25				RPI 26-50				RPI 51-100				RPI 101+				Team's RPI: 240	
RPI	S	Opponent	Score	RPI	S	Opponent	Score	RPI	S	Opponent	Score	RPI	S	Opponent	Score		
				29	A	Oklahoma	61 57	62	H	Middle Tenn.	52 76	115	H	IUPUI	68 67		
				30	H	UTEP	67 75	76	H	Charlotte	70 82	118	H	Arizona	44 51		
				39	A	Western Ky.	53 65	87	H	San Francisco	61 69	124	A	Iona	51 62		
												140	A	Marshall	71 63		
												150	A	Old Dominion	55 62		
												150	H	Old Dominion	48 65		
												153	H	UAB	53 51		
												163	A	Southern Miss.	38 57		
												163	H	Southern Miss.	57 55		
												178	A	Fla. Atlantic	61 71		
												180	A	Louisiana Tech	71 77		
												180	H	Louisiana Tech	67 78		
												188	H	SMU	60 57		
												198	H	Weber St.	38 45		
												225	A	Rice	97 100		
												225	H	Rice	73 79		
												233	A	Texas St.	62 64		
												247	H	UTSA	68 58		
												279	A	La Salle	69 63		
												310	A	FIU	58 40		
												329	A	Incarinate Word	62 55		
LAST 12 Division I GAMES:																	
				150	A	Old Dominion	55 62	150	H	Old Dominion	48 65						
				163	H	Southern Miss.	57 55	180	A	Louisiana Tech	71 77						
				180	H	Louisiana Tech	67 78	163	A	Southern Miss.	38 57						
				178	A	Fla. Atlantic	61 71	225	H	Rice	73 79						
				310	A	FIU	58 40	153	H	UAB	53 51						
				76	H	Charlotte	70 82	62	H	Middle Tenn.	52 76						

Non-Div I Games:

North Texas

■ Loss, 
 ■ Non-Conf, 
 ■ S Site, 
 ■ H Home 
 ■ A Away 
 N Neutral

Through Games Of March 3, 2016

RPI 1-25				RPI 26-50				RPI 51-100				RPI 101+				Team's RPI: 161	
RPI	S	Opponent	Score	RPI	S	Opponent	Score	RPI	S	Opponent	Score	RPI	S	Opponent	Score		
22	H	Michigan St.	51 77	36	A	James Madison	62 85	68	A	Hofstra	50 75	113	H	Boston College	45 71		
				36	H	James Madison	52 61	68	H	Hofstra	64 71	123	N	Fresno St.	55 69		
				45	N	Missouri	56 69	69	H	Maine	56 44	165	A	Delaware	52 59		
								78	A	Drexel	73 65	165	H	Delaware	57 54		
								78	H	Drexel	49 53	200	A	William & Mary	62 69		
								82	H	Quinnipiac	60 71	200	H	William & Mary	69 68		
								86	A	Elon	67 61	221	A	Siena	70 67		
								86	H	Elon	54 56	224	H	Canisius	57 68		
												231	A	Col. of Charleston	52 49		
												231	H	Col. of Charleston	78 66		
												237	A	New Hampshire	66 54		
												270	A	UNCW	72 66		
												270	H	UNCW	69 52		
												275	H	UMES	60 49		
												289	A	Towson	81 63		
												289	H	Towson	71 72		
												340	A	Boston U.	77 44		
LAST 12 Division I GAMES:																	
				68	H	Hofstra	64 71	270	A	UNCW	72 66						
				289	A	Towson	81 63	36	H	James Madison	52 61						
				231	H	Col. of Charleston	78 66	231	A	Col. of Charleston	52 49						
				270	H	UNCW	69 52	200	A	William & Mary	62 69						
				165	H	Delaware	57 54	86	H	Elon	54 56						
				86	A	Elon	67 61	78	H	Drexel	49 53						

# Northeastern

Page 212

Average RPI Win: 292		WON-LOST	WINNING	LAST 10	STRENGTH OF	OPP. STRENGTH	TEAM	ADJ.	CONF.	ADJ CONF.
Average RPI Loss: 164		RECORD	PCT. RANK	GAMES	SCHEDULE	OF SCHEDULE	RPI	RPI	RPI	RPI
DIV. I ONLY		4- 22	324	1- 9	139	294	306	306	20	20
DIV. I NON-CONF.		2- 7	280	0- 0	122	204	236	236	24	24
TOTALS	RPI 1-25		RPI 26-50		W-L RECORDS		RPI 51-100		RPI 101-150	RPI 150+
4- 22	0- 0		0- 1		OVERALL		0- 2		0- 8	4- 11
3- 7	0- 0		0- 0		HOME		0- 0		0- 3	3- 4
1- 14	0- 0		0- 1		AWAY		0- 2		0- 4	1- 7
0- 1	0- 0		0- 0		NEUTRAL		0- 0		0- 1	0- 0
2- 7	0- 0		0- 1		NON-CONFERENCE		0- 2		0- 3	2- 1
1- 1	0- 0		0- 0		HOME		0- 0		0- 1	1- 0
1- 5	0- 0		0- 1		AWAY		0- 2		0- 1	1- 1
0- 1	0- 0		0- 0		NEUTRAL		0- 0		0- 1	0- 0
2- 15	0- 0		0- 0		CONFERENCE		0- 0		0- 5	2- 10
2- 6	0- 0		0- 0		HOME		0- 0		0- 2	2- 4
0- 9	0- 0		0- 0		AWAY		0- 0		0- 3	0- 6
0- 0	0- 0		0- 0		NEUTRAL		0- 0		0- 0	0- 0

RPI 1-25				RPI 26-50				RPI 51-100				RPI 101+				Team's RPI: 306	
RPI	S	Opponent	Score	RPI	S	Opponent	Score	RPI	S	Opponent	Score	RPI	S	Opponent	Score		
				30	A	UTEP	66 77	97	A	Nebraska	67 90	105	A	North Dakota	56 63		
								99	A	New Mexico St.	53 87	116	A	Iowa St.	63 79		
												125	H	Hawaii	52 61		
												131	N	Long Beach St.	48 69		
												132	A	Idaho	59 76		
												132	H	Idaho	51 72		
												149	A	Montana St.	77 86		
												149	H	Montana St.	72 83		
												168	A	Northern Colo.	55 79		
												177	A	Montana	58 81		
												177	H	Montana	57 61		
												182	A	Eastern Wash.	65 72		
												182	H	Eastern Wash.	71 81		
												193	A	Colorado	66 90		
												198	A	Weber St.	88 95		
												198	H	Weber St.	56 76		
												212	A	Idaho St.	61 71		
												212	H	Idaho St.	63 62		
												287	H	Lamar	75 63		
LAST 12 Division I GAMES:																	
				314	H	Portland St.	80 88	132	A	Idaho	59 76						
				333	A	Southern Utah	68 73	182	A	Eastern Wash.	65 72						
				198	A	Weber St.	88 95	212	H	Idaho St.	63 62						
				212	A	Idaho St.	61 71	198	H	Weber St.	56 76						
				177	H	Montana	57 61	168	A	Northern Colo.	55 79						
				149	H	Montana St.	72 83	105	A	North Dakota	56 63						

Non-Div I Games:	N.M. Highlands	91	43	Dixie St.	68	66
------------------	----------------	----	----	-----------	----	----

Northern Ariz.

■ Loss, ■ Non-Conf, S Site, H Home A Away N Neutral

Average RPI Win: <b>230</b>	WON-LOST	WINNING	LAST 10	STRENGTH OF	OPP. STRENGTH	TEAM	ADJ.	CONF.	ADJ CONF.
Average RPI Loss: <b>142</b>	RECORD	PCT. RANK	GAMES	SCHEDULE	OF SCHEDULE	RPI	RPI	RPI	RPI
DIV. I ONLY	<b>12- 14</b>	<b>196</b>	<b>5- 5</b>	<b>125</b>	<b>243</b>	<b>168</b>	<b>168</b>	<b>20</b>	<b>20</b>
DIV. I NON-CONF.	<b>4- 5</b>	<b>193</b>	<b>0- 0</b>	<b>160</b>	<b>115</b>	<b>169</b>	<b>169</b>	<b>24</b>	<b>24</b>
TOTALS	RPI 1-25	RPI 26-50	W-L RECORDS	RPI 51-100	RPI 101-150	RPI 150+			
12- 14	0- 0	0- 1	OVERALL	0- 2	3- 4	9- 7			
7- 4	0- 0	0- 1	HOME	0- 1	2- 1	5- 1			
3- 10	0- 0	0- 0	AWAY	0- 1	0- 3	3- 6			
2- 0	0- 0	0- 0	NEUTRAL	0- 0	1- 0	1- 0			
4- 5	0- 0	0- 1	NON-CONFERENCE	0- 2	1- 0	3- 2			
1- 2	0- 0	0- 1	HOME	0- 1	0- 0	1- 0			
1- 3	0- 0	0- 0	AWAY	0- 1	0- 0	1- 2			
2- 0	0- 0	0- 0	NEUTRAL	0- 0	1- 0	1- 0			
8- 9	0- 0	0- 0	CONFERENCE	0- 0	2- 4	6- 5			
6- 2	0- 0	0- 0	HOME	0- 0	2- 1	4- 1			
2- 7	0- 0	0- 0	AWAY	0- 0	0- 3	2- 4			
0- 0	0- 0	0- 0	NEUTRAL	0- 0	0- 0	0- 0			

RPI 1-25			RPI 26-50			RPI 51-100			RPI 101+			Team's RPI: 168			
RPI	S	Opponent	Score	RPI	S	Opponent	Score	RPI	S	Opponent	Score				
				42	H	Colorado St.	46 62	51	H	St. Mary's (CA)	52 65	105	A	North Dakota	51 54
								60	A	South Dakota St.	62 66	105	H	North Dakota	58 59
												122	N	Akron	78 65
												132	A	Idaho	56 66
												132	H	Idaho	70 68
												149	A	Montana St.	58 66
												149	H	Montana St.	80 73
												169	A	Sacramento St.	72 83
												177	A	Montana	46 58
												182	A	Eastern Wash.	55 59
												182	H	Eastern Wash.	57 66
												193	A	Colorado	41 63
												198	A	Weber St.	79 82
												198	H	Weber St.	65 63
												212	A	Idaho St.	61 59
												212	H	Idaho St.	48 47
												229	H	Utah St.	74 60
												239	A	Grand Canyon	59 69
												253	N	Valparaiso	77 63
												304	A	Denver	60 51
												306	H	Northern Ariz.	79 55
												314	A	Portland St.	70 59
												333	H	Southern Utah	64 44
LAST 12 Division I GAMES:															
				149	H	Montana St.	80 73	212	A	Idaho St.	61 59				
				314	A	Portland St.	70 59	198	A	Weber St.	79 82				
				169	A	Sacramento St.	72 83	105	A	North Dakota	51 54				
				105	H	North Dakota	58 59	306	H	Northern Ariz.	79 55				
				182	H	Eastern Wash.	57 66	333	H	Southern Utah	64 44				
				132	H	Idaho	70 68	149	A	Montana St.	58 66				

Non-Div I Games: Western St. 101 48

Northern Colo.

■ Loss, 
 ■ Non-Conf, S Site, 
 ■ Home 
 ■ Away 
 N Neutral

## Northern Ill.

Through Games Of March 3, 2016

Average RPI Win:	<b>242</b>	WON-LOST	WINNING	LAST 10	STRENGTH OF	OPP. STRENGTH	TEAM	ADJ.	CONF.	ADJ CONF.
Average RPI Loss:	<b>135</b>	RECORD	PCT. RANK	GAMES	SCHEDULE	OF SCHEDULE	RPI	RPI	RPI	RPI
DIV. I ONLY	<b>10- 17</b>	<b>248</b>	<b>3- 6</b>	<b>224</b>	<b>157</b>	<b>249</b>	<b>249</b>	<b>11</b>	<b>11</b>	
DIV. I NON-CONF.	<b>6- 4</b>	<b>125</b>	<b>1- 0</b>	<b>348</b>	<b>288</b>	<b>248</b>	<b>248</b>	<b>13</b>	<b>13</b>	
TOTALS	RPI 1-25	RPI 26-50	W-L RECORDS	RPI 51-100	RPI 101-150	RPI 150+				
10- 17	0- 0	0- 2	OVERALL	0- 8	4- 2	6- 5				
5- 6	0- 0	0- 1	HOME	0- 4	2- 0	3- 1				
3- 10	0- 0	0- 1	AWAY	0- 4	2- 2	1- 3				
2- 1	0- 0	0- 0	NEUTRAL	0- 0	0- 0	2- 1				
6- 4	0- 0	0- 0	NON-CONFERENCE	0- 0	1- 2	5- 2				
3- 0	0- 0	0- 0	HOME	0- 0	1- 0	2- 0				
1- 3	0- 0	0- 0	AWAY	0- 0	0- 2	1- 1				
2- 1	0- 0	0- 0	NEUTRAL	0- 0	0- 0	2- 1				
4- 13	0- 0	0- 2	CONFERENCE	0- 8	3- 0	1- 3				
2- 6	0- 0	0- 1	HOME	0- 4	1- 0	1- 1				
2- 7	0- 0	0- 1	AWAY	0- 4	2- 0	0- 2				
0- 0	0- 0	0- 0	NEUTRAL	0- 0	0- 0	0- 0				

RPI 1-25				RPI 26-50				RPI 51-100				RPI 101+ Team's RPI: 249			
RPI	S	Opponent	Score	RPI	S	Opponent	Score	RPI	S	Opponent	Score	RPI	S	Opponent	Score
				43	A	Ohio	70 95	65	A	Ball St.	68 76	110	H	Drake	87 73
				43	H	Ohio	47 72	65	H	Ball St.	57 73	122	A	Akron	65 58
								74	A	Central Mich.	63 95	126	H	Buffalo	76 74
								74	H	Central Mich.	67 73	141	A	Milwaukee	58 73
								84	A	Eastern Mich.	60 84	142	A	Western Mich.	80 70
								84	H	Eastern Mich.	80 87	143	A	SIUE	67 93
								98	A	Toledo	59 66	186	A	Wisconsin	62 89
								98	H	Toledo	83 89	238	N	Kansas	58 66
												256	H	Bowling Green	43 58
												285	A	Miami (OH)	60 66
												285	H	Miami (OH)	92 73
												302	H	Bradley	68 64
												313	N	Illinois St.	68 59
												322	A	Kent St.	85 95
												338	H	Eastern Ill.	79 63
												341	A	Chicago St.	68 50
												342	N	Cal St. Fullerton	72 49
LAST 12 Division I GAMES:															
				342	N	Cal St. Fullerton	72 49	74	H	Central Mich.	67 73				
				65	A	Ball St.	68 76	285	H	Miami (OH)	92 73				
				98	H	Toledo	83 89	43	A	Ohio	70 95				
				142	A	Western Mich.	80 70	126	H	Buffalo	76 74				
				84	A	Eastern Mich.	60 84	322	A	Kent St.	85 95				
				65	H	Ball St.	57 73	43	H	Ohio	47 72				

Non-Div I Games: Wis. Lutheran 69 42

Northern Ill.

■ Loss, 
 ■ Non-Conf, 
 ■ S Site, 
 ■ Home 
 ■ A Away 
 N Neutral

Average RPI Win:	214	WON-LOST	WINNING	LAST 10	STRENGTH OF	OPP. STRENGTH	TEAM	ADJ.	CONF.	ADJ CONF.
Average RPI Loss:	117	RECORD	PCT. RANK	GAMES	SCHEDULE	OF SCHEDULE	RPI	RPI	RPI	RPI
DIV. I ONLY	15- 11	133	7- 3	145	151	135	135	14	14	
DIV. I NON-CONF.	6- 3	99	0- 0	263	137	164	164	16	16	
TOTALS	RPI 1-25	RPI 26-50	W-L RECORDS	RPI 51-100	RPI 101-150	RPI 150+				
15- 11	0- 3	0- 0	OVERALL	1- 0	3- 6	11- 2				
8- 6	0- 2	0- 0	HOME	1- 0	2- 3	5- 1				
7- 5	0- 1	0- 0	AWAY	0- 0	1- 3	6- 1				
0- 0	0- 0	0- 0	NEUTRAL	0- 0	0- 0	0- 0				
6- 3	0- 1	0- 0	NON-CONFERENCE	1- 0	0- 1	5- 1				
4- 2	0- 1	0- 0	HOME	1- 0	0- 1	3- 0				
2- 1	0- 0	0- 0	AWAY	0- 0	0- 0	2- 1				
0- 0	0- 0	0- 0	NEUTRAL	0- 0	0- 0	0- 0				
9- 8	0- 2	0- 0	CONFERENCE	0- 0	3- 5	6- 1				
4- 4	0- 1	0- 0	HOME	0- 0	2- 2	2- 1				
5- 4	0- 1	0- 0	AWAY	0- 0	1- 3	4- 0				
0- 0	0- 0	0- 0	NEUTRAL	0- 0	0- 0	0- 0				

RPI 1-25					RPI 26-50					RPI 51-100					RPI 101+ Team's RPI: 135				
RPI	S	Opponent	Score		RPI	S	Opponent	Score		RPI	S	Opponent	Score		RPI	S	Opponent	Score	
13	H	Kentucky	65	84						93	H	Marquette	83	78	106	A	Wright St.	61	66
19	A	Green Bay	40	52											106	H	Wright St.	65	76
19	H	Green Bay	73	81											122	H	Akron	75	77
															129	A	Youngstown St.	88	77
															129	H	Youngstown St.	70	59
															141	A	Milwaukee	71	78
															141	H	Milwaukee	60	86
															148	A	Detroit	65	66
															148	H	Detroit	81	60
															203	A	Robert Morris	72	70
															214	H	Indiana St.	73	67
															217	A	Oakland	75	71
															217	H	Oakland	80	64
															219	A	Cincinnati	68	71
															227	A	Ill.-Chicago	72	61
															227	H	Ill.-Chicago	55	53
															253	A	Valparaiso	68	50
															253	H	Valparaiso	60	61
															272	A	Cleveland St.	83	51
															278	H	Tennessee Tech	88	62
															285	A	Miami (OH)	71	57
															316	H	IPFW	77	64
LAST 12 Division I GAMES:																			
129	H	Youngstown St.	70	59	253	A	Valparaiso	68	50										
19	A	Green Bay	40	52	227	A	Ill.-Chicago	72	61										
141	A	Milwaukee	71	78	129	A	Youngstown St.	88	77										
217	H	Oakland	80	64	272	A	Cleveland St.	83	51										
148	H	Detroit	81	60	141	H	Milwaukee	60	86										
106	H	Wright St.	65	76	19	H	Green Bay	73	81										

Non-Div I Games: West Virginia St. 92 47 Ind.-Kokomo 104 33

Northern Ky.

Loss, Non-Conf, S Site, H Home A Away N Neutral



## Northwestern

## Through Games Of March 3, 2016

Average RPI Win:	172	WON-LOST	WINNING	LAST 10	STRENGTH OF	OPP. STRENGTH	TEAM	ADJ.	CONF.	ADJ CONF.
Average RPI Loss:	57	RECORD	PCT. RANK	GAMES	SCHEDULE	OF SCHEDULE	RPI	RPI	RPI	RPI
DIV. I ONLY	17- 15	157	4- 6	73	59	112	112	5	5	
DIV. I NON-CONF.	11- 1	16	0- 0	220	233	64	64	4	4	
TOTALS	RPI 1-25	RPI 26-50	W-L RECORDS	RPI 51-100	RPI 101-150	RPI 150+				
17- 15	1- 5	0- 2	OVERALL	2- 6	4- 2	10- 0				
8- 8	1- 2	0- 1	HOME	1- 4	2- 1	4- 0				
4- 7	0- 0	0- 0	AWAY	0- 0	1- 1	3- 0				
5- 0	0- 0	0- 0	NEUTRAL	1- 0	1- 0	3- 0				
11- 1	0- 1	0- 0	NON-CONFERENCE	0- 0	4- 0	7- 0				
6- 1	0- 1	0- 0	HOME	0- 0	2- 0	4- 0				
2- 0	0- 0	0- 0	AWAY	0- 0	1- 0	1- 0				
3- 0	0- 0	0- 0	NEUTRAL	0- 0	1- 0	2- 0				
6- 14	1- 4	0- 2	CONFERENCE	2- 6	0- 2	3- 0				
2- 7	1- 1	0- 1	HOME	1- 4	0- 1	0- 0				
2- 7	0- 3	0- 1	AWAY	0- 2	0- 1	2- 0				
2- 0	0- 0	0- 0	NEUTRAL	1- 0	0- 0	1- 0				

RPI S	Opponent	Score	RPI S	Opponent	Score	RPI S	Opponent	Score	RPI S	Opponent	Score	Team's RPI: 112
5	A Ohio St.	73 76	41	H Indiana	84 91	57	H Iowa	64 79	128	A Penn St.	72 79	
5	H Ohio St.	86 82	50	A Rutgers	59 61	61	H Purdue	71 85	128	H Penn St.	54 73	
11	A Maryland	62 80				72	H Michigan	65 70	130	N Creighton	75 52	
11	H Maryland	70 79				77	A Minnesota	92 95	141	H Milwaukee	69 44	
18	H DePaul	64 77				77	H Minnesota	106 112	142	H Western Mich.	86 62	
22	A Michigan St.	51 74				77	N Minnesota	84 74	147	A North Carolina	85 72	
						97	A Nebraska	67 76	158	N East Carolina	78 75	
						97	H Nebraska	85 62	172	A Loyola Chicago	81 72	
									175	A Illinois	69 59	
									182	N Eastern Wash.	74 70	
									186	A Wisconsin	71 53	
									186	N Wisconsin	76 72	
									212	H Idaho St.	72 36	
									291	H Alcorn	91 47	
									301	H UMKC	80 38	
									330	H Howard	89 49	
LAST 12 Division I GAMES:												
77	N Minnesota	84 74	11	H Maryland	70 79							
186	N Wisconsin	76 72	50	A Rutgers	59 61							
97	A Nebraska	67 76	77	H Minnesota	106 112							
72	H Michigan	65 70	175	A Illinois	69 59							
186	A Wisconsin	71 53	57	H Iowa	64 79							
128	H Penn St.	54 73	5	A Ohio St.	73 76							

Non-Div I Games:

Northwestern

■ Loss, 
■ Non-Conf, S Site, 
■ Home 
■ Away 
N Neutral

Average RPI Win:	259	WON-LOST	WINNING	LAST 10	STRENGTH OF	OPP. STRENGTH	TEAM	ADJ.	CONF.	ADJ CONF.
Average RPI Loss:	126	RECORD	PCT. RANK	GAMES	SCHEDULE	OF SCHEDULE	RPI	RPI	RPI	RPI
DIV. I ONLY	14- 10	128	7- 3	109	311	120	120	26	26	
DIV. I NON-CONF.	2- 5	253	0- 0	4	278	124	124	26	26	
TOTALS	RPI 1-25	RPI 26-50	W-L RECORDS	RPI 51-100	RPI 101-150	RPI 150+				
14- 10	0- 2	0- 0	OVERALL	0- 2	1- 2	13- 4				
10- 1	0- 0	0- 0	HOME	0- 0	0- 1	10- 0				
4- 8	0- 1	0- 0	AWAY	0- 0	1- 0	3- 0				
0- 1	0- 0	0- 0	NEUTRAL	0- 0	0- 1	0- 0				
2- 5	0- 2	0- 0	NON-CONFERENCE	0- 1	0- 1	2- 1				
2- 0	0- 0	0- 0	HOME	0- 0	0- 0	2- 0				
0- 4	0- 2	0- 0	AWAY	0- 1	0- 0	0- 1				
0- 1	0- 0	0- 0	NEUTRAL	0- 0	0- 1	0- 0				
12- 5	0- 0	0- 0	CONFERENCE	0- 1	1- 1	11- 3				
8- 1	0- 0	0- 0	HOME	0- 0	0- 1	8- 0				
4- 4	0- 0	0- 0	AWAY	0- 1	1- 0	3- 3				
0- 0	0- 0	0- 0	NEUTRAL	0- 0	0- 0	0- 0				

RPI 1-25				RPI 26-50				RPI 51-100				RPI 101+ Team's RPI: 120			
RPI	S	Opponent	Score	RPI	S	Opponent	Score	RPI	S	Opponent	Score	RPI	S	Opponent	Score
2	A	Baylor	44 86					73	A	Abilene Christian	46 67	107	A	Central Ark.	60 56
6	A	Texas	33 86					99	A	New Mexico St.	54 65	107	H	Central Ark.	49 74
												131	N	Long Beach St.	59 60
												151	A	McNeese St.	74 78
												151	H	McNeese St.	85 64
												188	A	SMU	36 74
												191	H	Grambling	71 62
												202	A	SFA	52 68
												202	H	SFA	72 51
												222	H	Sam Houston St.	69 49
												242	H	Houston Baptist	55 44
												287	A	Lamar	73 51
												303	A	Nicholls St.	61 70
												303	H	Nicholls St.	66 62
												311	H	Jackson St.	59 54
												312	A	Southeastern La.	73 58
												312	H	Southeastern La.	82 62
												319	H	A&M-Corpus Christi	60 43
												329	A	Incarinate Word	53 48
												332	H	New Orleans	70 53
LAST 12 Division I GAMES:															
202	H	SFA	72 51	202	A	SFA	52 68								
312	A	Southeastern La.	73 58	312	H	Southeastern La.	82 62								
332	H	New Orleans	70 53	107	H	Central Ark.	49 74								
303	H	Nicholls St.	66 62	151	A	McNeese St.	74 78								
151	H	McNeese St.	85 64	303	A	Nicholls St.	61 70								
107	A	Central Ark.	60 56	287	A	Lamar	73 51								

Non-Div I Games: LeTourneau 73 44 Xavier (LA) 73 57 LSU-Alexandria 94 65 Central Baptist 86 56 Northwestern St.

Notre Dame

Through Games Of March 3, 2016

Average RPI Win:	89	WON-LOST	WINNING	LAST 10	STRENGTH OF	OPP. STRENGTH	TEAM	ADJ.	CONF.	ADJ CONF.
Average RPI Loss:	3	RECORD	PCT. RANK	GAMES	SCHEDULE	OF SCHEDULE	RPI	RPI	RPI	RPI
DIV. I ONLY	28- 1	3	10- 0	4	9	1	1	4	4	
DIV. I NON-CONF.	12- 1	9	1- 0	7	2	2	2	5	5	
TOTALS	RPI 1-25	RPI 26-50	W-L RECORDS	RPI 51-100	RPI 101-150	RPI 150+				
28- 1	7- 1	4- 0	OVERALL	6- 0	8- 0	3- 0				
14- 0	4- 0	3- 0	HOME	3- 0	3- 0	1- 0				
12- 1	2- 1	1- 0	AWAY	3- 0	5- 0	1- 0				
2- 0	1- 0	0- 0	NEUTRAL	0- 0	0- 0	1- 0				
12- 1	4- 1	1- 0	NON-CONFERENCE	4- 0	1- 0	2- 0				
6- 0	3- 0	1- 0	HOME	2- 0	0- 0	0- 0				
4- 1	0- 1	0- 0	AWAY	2- 0	1- 0	1- 0				
2- 0	1- 0	0- 0	NEUTRAL	0- 0	0- 0	1- 0				
16- 0	3- 0	3- 0	CONFERENCE	2- 0	7- 0	1- 0				
8- 0	1- 0	2- 0	HOME	1- 0	3- 0	1- 0				
8- 0	2- 0	1- 0	AWAY	1- 0	4- 0	0- 0				
0- 0	0- 0	0- 0	NEUTRAL	0- 0	0- 0	0- 0				

RPI	S	Opponent	Score	RPI	S	Opponent	Score	RPI	S	Opponent	Score	RPI	S	Opponent	Score
3	A	UConn	81 91	26	H	Tennessee	79 66	60	A	South Dakota St.	75 64	103	A	Virginia	74 46
5	H	Ohio St.	75 72	31	H	Miami (FL)	90 69	67	A	Georgia Tech	54 42	111	A	Saint Joseph's	91 55
9	H	Oregon St.	62 61	46	H	North Carolina St.	82 46	67	H	Georgia Tech	85 76	113	A	Boston College	63 50
10	N	UCLA	92 84	48	A	Duke	68 61	90	A	TCU	88 72	113	H	Boston College	70 58
12	A	Florida St.	73 66					91	H	Bucknell	85 54	119	H	Virginia Tech	80 41
14	A	Louisville	66 61					98	H	Toledo	74 39	127	A	Pittsburgh	65 55
16	H	Syracuse	90 62									137	A	Wake Forest	86 52
18	H	DePaul	95 90									147	H	North Carolina	88 54
												253	A	Valparaiso	110 54
												255	H	Clemson	71 52
												304	N	Denver	94 52
LAST 12 Division I GAMES:															
10	N	UCLA	92 84	14	A	Louisville	66 61								
113	H	Boston College	70 58	46	H	North Carolina St.	82 46								
255	H	Clemson	71 52	48	A	Duke	68 61								
12	A	Florida St.	73 66	67	A	Georgia Tech	54 42								
137	A	Wake Forest	86 52	119	H	Virginia Tech	80 41								
31	H	Miami (FL)	90 69	16	H	Syracuse	90 62								

Non-Div I Games:

Notre Dame

Loss, Non-Conf, S Site, H Home A Away N Neutral

Average RPI Win:	245	WON-LOST	WINNING	LAST 10	STRENGTH OF	OPP. STRENGTH	TEAM	ADJ.	CONF.	ADJ CONF.
Average RPI Loss:	148	RECORD	PCT. RANK	GAMES	SCHEDULE	OF SCHEDULE	RPI	RPI	RPI	RPI
DIV. I ONLY	12- 14	196	3- 7	270	184	217	217	14	14	
DIV. I NON-CONF.	6- 3	99	0- 0	340	312	221	221	16	16	
TOTALS	RPI 1-25	RPI 26-50	W-L RECORDS	RPI 51-100	RPI 101-150	RPI 150+				
12- 14	1- 1	0- 0	OVERALL	0- 1	1- 9	10- 3				
5- 7	0- 1	0- 0	HOME	0- 1	0- 5	5- 0				
7- 7	1- 0	0- 0	AWAY	0- 0	1- 4	5- 3				
0- 0	0- 0	0- 0	NEUTRAL	0- 0	0- 0	0- 0				
6- 3	0- 1	0- 0	NON-CONFERENCE	0- 1	0- 0	6- 1				
2- 2	0- 1	0- 0	HOME	0- 1	0- 0	2- 0				
4- 1	0- 0	0- 0	AWAY	0- 0	0- 0	4- 1				
0- 0	0- 0	0- 0	NEUTRAL	0- 0	0- 0	0- 0				
6- 11	1- 0	0- 0	CONFERENCE	0- 0	1- 9	4- 2				
3- 5	0- 0	0- 0	HOME	0- 0	0- 5	3- 0				
3- 6	1- 0	0- 0	AWAY	0- 0	1- 4	1- 2				
0- 0	0- 0	0- 0	NEUTRAL	0- 0	0- 0	0- 0				

RPI	S	Opponent	Score	RPI	S	Opponent	Score	RPI	S	Opponent	Score	RPI	S	Opponent	Score	Team's RPI: 217
19	A	Green Bay	58 56					74	H	Central Mich.	87 110	106	A	Wright St.	63 79	
22	H	Michigan St.	62 82									106	H	Wright St.	72 77	
												129	A	Youngstown St.	63 67	
												129	H	Youngstown St.	77 96	
												135	A	Northern Ky.	64 80	
												135	H	Northern Ky.	71 75	
												141	A	Milwaukee	64 77	
												141	H	Milwaukee	95 98	
												148	A	Detroit	79 73	
												148	H	Detroit	77 82	
												220	H	Dartmouth	78 60	
												227	A	Ill.-Chicago	78 76	
												227	H	Ill.-Chicago	78 73	
												253	A	Valparaiso	66 81	
												253	H	Valparaiso	87 77	
												272	A	Cleveland St.	75 88	
												272	H	Cleveland St.	79 69	
												281	A	Vermont	74 68	
												285	A	Miami (OH)	54 65	
												292	A	Niagara	77 67	
												316	H	IPFW	81 74	
												341	A	Chicago St.	74 51	
												347	A	Norfolk St.	83 73	
LAST 12 Division I GAMES:																
141	H	Milwaukee	95 98	272	A	Cleveland St.	75 88									
148	H	Detroit	77 82	129	A	Youngstown St.	63 67									
135	A	Northern Ky.	64 80	141	A	Milwaukee	64 77									
106	A	Wright St.	63 79	19	A	Green Bay	58 56									
227	H	Ill.-Chicago	78 73	148	A	Detroit	79 73									
253	H	Valparaiso	87 77	106	H	Wright St.	72 77									

Non-Div I Games: Rochester College 83 49 Mich.-Dearborn 123 38

Oakland

Loss, Non-Conf, S Site, H Home A Away N Neutral

Average RPI Win:	183	WON-LOST	WINNING	LAST 10	STRENGTH OF	OPP. STRENGTH	TEAM	ADJ.	CONF.	ADJ CONF.
Average RPI Loss:	104	RECORD	PCT. RANK	GAMES	SCHEDULE	OF SCHEDULE	RPI	RPI	RPI	RPI
DIV. I ONLY	23- 5	22	8- 2	155	110	43	43	11	11	
DIV. I NON-CONF.	8- 3	77	0- 0	194	58	65	65	13	13	
TOTALS	RPI 1-25	RPI 26-50	W-L RECORDS	RPI 51-100	RPI 101-150	RPI 150+				
23- 5	0- 1	1- 0	OVERALL	7- 1	3- 2	12- 1				
11- 1	0- 0	0- 0	HOME	3- 0	2- 1	6- 0				
8- 4	0- 0	0- 0	AWAY	3- 1	1- 0	4- 0				
4- 0	0- 0	1- 0	NEUTRAL	1- 0	0- 0	2- 0				
8- 3	0- 1	1- 0	NON-CONFERENCE	2- 1	0- 0	5- 1				
3- 0	0- 0	0- 0	HOME	1- 0	0- 0	2- 0				
1- 3	0- 1	0- 0	AWAY	0- 1	0- 0	1- 1				
4- 0	0- 0	1- 0	NEUTRAL	1- 0	0- 0	2- 0				
15- 2	0- 0	0- 0	CONFERENCE	5- 0	3- 2	7- 0				
8- 1	0- 0	0- 0	HOME	2- 0	2- 1	4- 0				
7- 1	0- 0	0- 0	AWAY	3- 0	1- 1	3- 0				
0- 0	0- 0	0- 0	NEUTRAL	0- 0	0- 0	0- 0				

RPI S	Opponent	Score	RPI S	Opponent	Score	Team's RPI: 43	RPI S	Opponent	Score	RPI S	Opponent	Score
21	A Duquesne	47 64	41	N Indiana	63 56		62	H Middle Tenn.	72 49	122	A Akron	101 73
							63	N FGCU	69 57	122	H Akron	75 55
							65	A Ball St.	68 67	126	A Buffalo	43 51
							65	H Ball St.	73 48	126	H Buffalo	58 70
							71	A Vanderbilt	59 62	142	H Western Mich.	73 63
							74	H Central Mich.	86 84	158	N East Carolina	64 61
							84	A Eastern Mich.	71 64	175	A Illinois	53 62
							98	A Toledo	77 57	249	A Northern Ill.	72 47
										249	H Northern Ill.	95 70
										256	A Bowling Green	72 57
										256	H Bowling Green	75 58
										263	H Saint Francis (PA)	91 65
										270	A UNCW	75 59
										285	H Miami (OH)	72 44
										316	H IPFW	79 52
										322	A Kent St.	93 54
										322	H Kent St.	86 52
										324	N Winthrop	75 54
LAST 12 Division I GAMES:												
256	H Bowling Green	75 58	249	H Northern Ill.	95 70							
126	H Buffalo	58 70	126	A Buffalo	43 51							
322	H Kent St.	86 52	65	A Ball St.	68 67							
122	A Akron	101 73	122	H Akron	75 55							
285	H Miami (OH)	72 44	249	A Northern Ill.	72 47							
98	A Toledo	77 57	322	A Kent St.	93 54							

Non-Div I Games:

Ohio

Average RPI Win:	104	WON-LOST	WINNING	LAST 10	STRENGTH OF	OPP. STRENGTH	TEAM	ADJ.	CONF.	ADJ CONF.
Average RPI Loss:	37	RECORD	PCT. RANK	GAMES	SCHEDULE	OF SCHEDULE	RPI	RPI	RPI	RPI
DIV. I ONLY	23- 6	30	8- 2	3	21	5	5	5	5	5
DIV. I NON-CONF.	8- 3	77	0- 0	5	34	7	7	4	4	4
TOTALS	RPI 1-25	RPI 26-50	W-L RECORDS	RPI 51-100	RPI 101-150	RPI 150+				
23- 6	4- 4	4- 0	OVERALL	5- 1	4- 1	6- 0				
14- 1	2- 1	3- 0	HOME	3- 0	2- 0	4- 0				
7- 5	1- 3	1- 0	AWAY	2- 1	1- 1	2- 0				
2- 0	1- 0	0- 0	NEUTRAL	0- 0	1- 0	0- 0				
8- 3	1- 3	1- 0	NON-CONFERENCE	1- 0	2- 0	3- 0				
5- 1	0- 1	1- 0	HOME	1- 0	1- 0	2- 0				
1- 2	0- 2	0- 0	AWAY	0- 0	0- 0	1- 0				
2- 0	1- 0	0- 0	NEUTRAL	0- 0	1- 0	0- 0				
15- 3	3- 1	3- 0	CONFERENCE	4- 1	2- 1	3- 0				
9- 0	2- 0	2- 0	HOME	2- 0	1- 0	2- 0				
6- 3	1- 1	1- 0	AWAY	2- 1	1- 1	1- 0				
0- 0	0- 0	0- 0	NEUTRAL	0- 0	0- 0	0- 0				

RPI	S	Opponent	Score	RPI	S	Opponent	Score	RPI	S	Opponent	Score	RPI	S	Opponent	Score
1	A	Notre Dame	72 75	33	H	Princeton	90 70	57	A	Iowa	98 81	103	H	Virginia	93 73
3	H	UConn	56 100	41	H	Indiana	97 70	61	H	Purdue	90 70	112	A	Northwestern	82 86
4	A	South Carolina	80 88	50	A	Rutgers	67 58	72	A	Michigan	97 93	112	H	Northwestern	76 73
11	A	Maryland	80 71	50	H	Rutgers	90 78	77	A	Minnesota	88 90	121	N	Liberty	75 65
11	H	Maryland	94 86					88	H	Belmont	84 56	128	A	Penn St.	77 63
17	N	Texas A&M	95 80					97	H	Nebraska	96 70	175	A	Illinois	80 70
22	A	Michigan St.	105 107									175	H	Illinois	117 74
22	H	Michigan St.	85 80									186	H	Wisconsin	87 61
												215	H	N.C. A&T	89 56
												219	A	Cincinnati	105 76
												343	H	Wagner	106 47
LAST 12 Division I GAMES:															
22	A	Michigan St.	105 107	11	H	Maryland	94 86								
77	A	Minnesota	88 90	186	H	Wisconsin	87 61								
175	H	Illinois	117 74	175	A	Illinois	80 70								
97	H	Nebraska	96 70	112	H	Northwestern	76 73								
128	A	Penn St.	77 63	50	A	Rutgers	67 58								
57	A	Iowa	98 81	72	A	Michigan	97 93								

Non-Div I Games:

Ohio St.

Average RPI Win:	133	WON-LOST	WINNING	LAST 10	STRENGTH OF	OPP. STRENGTH	TEAM	ADJ.	CONF.	ADJ CONF.
Average RPI Loss:	42	RECORD	PCT. RANK	GAMES	SCHEDULE	OF SCHEDULE	RPI	RPI	RPI	RPI
DIV. I ONLY	20- 9	71	6- 4	41	10	29	29	3	3	
DIV. I NON-CONF.	9- 2	37	0- 0	192	24	67	67	3	3	
TOTALS	RPI 1-25	RPI 26-50	W-L RECORDS	RPI 51-100	RPI 101-150	RPI 150+				
20- 9	3- 7	2- 1	OVERALL	3- 0	6- 0	6- 1				
11- 3	3- 2	1- 0	HOME	1- 0	3- 0	3- 1				
7- 5	0- 4	1- 1	AWAY	1- 0	2- 0	3- 0				
2- 1	0- 1	0- 0	NEUTRAL	1- 0	1- 0	0- 0				
9- 2	1- 1	1- 0	NON-CONFERENCE	1- 0	2- 0	4- 1				
4- 1	1- 0	0- 0	HOME	0- 0	1- 0	2- 1				
3- 0	0- 0	1- 0	AWAY	0- 0	0- 0	2- 0				
2- 1	0- 1	0- 0	NEUTRAL	1- 0	1- 0	0- 0				
11- 7	2- 6	1- 1	CONFERENCE	2- 0	4- 0	2- 0				
7- 2	2- 2	1- 0	HOME	1- 0	2- 0	1- 0				
4- 5	0- 4	0- 1	AWAY	1- 0	2- 0	1- 0				
0- 0	0- 0	0- 0	NEUTRAL	0- 0	0- 0	0- 0				

RPI 1-25				RPI 26-50				Team's RPI: 29	RPI 51-100				RPI 101+			
RPI	S	Opponent	Score	RPI	S	Opponent	Score		RPI	S	Opponent	Score	RPI	S	Opponent	Score
2	A	Baylor	68 78	38	A	Washington	71 68		85	N	Utah	70 55	102	H	Little Rock	65 52
2	H	Baylor	70 78	44	A	Kansas St.	71 87		90	A	TCU	78 65	113	N	Boston College	76 61
6	A	Texas	76 83	44	H	Kansas St.	68 58		90	H	TCU	77 64	116	A	Iowa St.	77 71
6	H	Texas	74 56										116	H	Iowa St.	85 54
15	H	BYU	73 47										146	A	Texas Tech	70 60
17	N	Texas A&M	68 74										146	H	Texas Tech	92 53
23	A	Oklahoma St.	42 73										179	A	Tulsa	75 62
23	H	Oklahoma St.	69 71										238	A	Kansas	72 66
24	A	West Virginia	55 63										238	H	Kansas	67 44
24	H	West Virginia	57 54										240	H	North Texas	57 61
													247	H	UTSA	80 41
													302	A	Bradley	79 46
													324	H	Winthrop	78 48
LAST 12 Division I GAMES:																
146	A	Texas Tech	70 60	44	A	Kansas St.	71 87									
116	H	Iowa St.	85 54	90	H	TCU	77 64									
2	H	Baylor	70 78	23	H	Oklahoma St.	69 71									
238	A	Kansas	72 66	116	A	Iowa St.	77 71									
24	A	West Virginia	55 63	24	H	West Virginia	57 54									
6	H	Texas	74 56	6	A	Texas	76 83									

Non-Div I Games:

Oklahoma

■ Loss, 
■ Non-Conf, S Site, 
■ Home 
■ Away 
N Neutral

Average RPI Win:	144	WON-LOST	WINNING	LAST 10	STRENGTH OF	OPP. STRENGTH	TEAM	ADJ.	CONF.	ADJ CONF.
Average RPI Loss:	39	RECORD	PCT. RANK	GAMES	SCHEDULE	OF SCHEDULE	RPI	RPI	RPI	RPI
DIV. I ONLY	21- 8	59	6- 4	42	35	23	23	3	3	
DIV. I NON-CONF.	10- 1	19	0- 0	177	222	39	39	3	3	
TOTALS	RPI 1-25	RPI 26-50	W-L RECORDS	RPI 51-100	RPI 101-150	RPI 150+				
21- 8	2- 5	3- 1	OVERALL	3- 1	6- 1	7- 0				
16- 1	2- 1	2- 0	HOME	2- 0	5- 0	5- 0				
5- 7	0- 4	1- 1	AWAY	1- 1	1- 1	2- 0				
0- 0	0- 0	0- 0	NEUTRAL	0- 0	0- 0	0- 0				
10- 1	0- 1	0- 0	NON-CONFERENCE	2- 0	3- 0	5- 0				
8- 0	0- 0	0- 0	HOME	1- 0	3- 0	4- 0				
2- 1	0- 1	0- 0	AWAY	1- 0	0- 0	1- 0				
0- 0	0- 0	0- 0	NEUTRAL	0- 0	0- 0	0- 0				
11- 7	2- 4	3- 1	CONFERENCE	1- 1	3- 1	2- 0				
8- 1	2- 1	2- 0	HOME	1- 0	2- 0	1- 0				
3- 6	0- 3	1- 1	AWAY	0- 1	1- 1	1- 0				
0- 0	0- 0	0- 0	NEUTRAL	0- 0	0- 0	0- 0				

RPI	S	Opponent	Score	RPI	S	Opponent	Score	RPI	S	Opponent	Score	RPI	S	Opponent	Score
2	A	Baylor	41 66	29	A	Oklahoma	71 69	90	A	TCU	65 79	116	A	Iowa St.	42 49
2	H	Baylor	52 45	29	H	Oklahoma	73 42	90	H	TCU	80 52	116	H	Iowa St.	79 76
6	A	Texas	55 70	44	A	Kansas St.	44 47	92	A	Missouri St.	74 55	143	H	SIUE	86 61
6	H	Texas	48 78	44	H	Kansas St.	59 51	94	H	Washington St.	70 60	144	H	Oral Roberts	59 55
24	A	West Virginia	48 82									146	A	Texas Tech	69 46
24	H	West Virginia	63 51									146	H	Texas Tech	70 57
25	A	South Fla.	46 68									147	H	North Carolina	77 67
												211	H	UTRGV	78 54
												238	A	Kansas	74 46
												238	H	Kansas	71 49
												248	H	Texas Southern	87 52
												273	A	UCF	74 55
												287	H	Lamar	90 45
												290	H	Savannah St.	76 48
LAST 12 Division I GAMES:															
44	H	Kansas St.	59 51	6	A	Texas	55 70								
24	A	West Virginia	48 82	146	H	Texas Tech	70 57								
238	H	Kansas	71 49	29	A	Oklahoma	71 69								
90	A	TCU	65 79	90	H	TCU	80 52								
2	A	Baylor	41 66	238	A	Kansas	74 46								
24	H	West Virginia	63 51	116	H	Iowa St.	79 76								

Non-Div I Games:

Oklahoma St.



Average RPI Win: 205		WON-LOST	WINNING	LAST 10	STRENGTH OF	OPP. STRENGTH	TEAM	ADJ.	CONF.	ADJ CONF.
Average RPI Loss: 120		RECORD	PCT. RANK	GAMES	SCHEDULE	OF SCHEDULE	RPI	RPI	RPI	RPI
DIV. I ONLY		13- 16	205	6- 4	89	147	150	150	12	12
DIV. I NON-CONF.		4- 8	234	0- 0	139	220	215	215	11	11
TOTALS		RPI 1-25	RPI 26-50		W-L RECORDS		RPI 51-100	RPI 101-150	RPI 150+	
13- 16	0- 1	0- 4		OVERALL		3- 2	1- 2		9- 7	
8- 4	0- 0	0- 2		HOME		1- 0	1- 0		6- 2	
5- 9	0- 0	0- 2		AWAY		2- 1	0- 1		3- 5	
0- 3	0- 1	0- 0		NEUTRAL		0- 1	0- 1		0- 0	
4- 8	0- 1	0- 1		NON-CONFERENCE		0- 2	0- 1		4- 3	
2- 2	0- 0	0- 1		HOME		0- 0	0- 0		2- 1	
2- 3	0- 0	0- 0		AWAY		0- 1	0- 0		2- 2	
0- 3	0- 1	0- 0		NEUTRAL		0- 1	0- 1		0- 0	
9- 8	0- 0	0- 3		CONFERENCE		3- 0	1- 1		5- 4	
6- 2	0- 0	0- 1		HOME		1- 0	1- 0		4- 1	
3- 6	0- 0	0- 2		AWAY		2- 0	0- 1		1- 3	
0- 0	0- 0	0- 0		NEUTRAL		0- 0	0- 0		0- 0	

RPI 1-25				RPI 26-50				RPI 51-100				RPI 101+				Team's RPI: 150	
RPI	S	Opponent	Score	RPI	S	Opponent	Score	RPI	S	Opponent	Score	RPI	S	Opponent	Score		
11	N	Maryland	49 95	30	A	UTEP	64 70	60	N	South Dakota St.	39 71	127	N	Pittsburgh	58 67		
				31	H	Miami (FL)	35 61	62	A	Middle Tenn.	61 58	140	A	Marshall	62 80		
				39	A	Western Ky.	51 68	75	A	VCU	54 74	140	H	Marshall	77 55		
				39	H	Western Ky.	74 85	76	A	Charlotte	71 59	153	A	UAB	55 58		
								76	H	Charlotte	94 85	163	H	Southern Miss.	53 45		
												166	H	ETSU	52 56		
												178	H	Fla. Atlantic	85 45		
												180	H	Louisiana Tech	51 69		
												194	A	Richmond	57 62		
												200	A	William & Mary	64 75		
												225	A	Rice	46 68		
												234	H	Loyola Maryland	64 41		
												240	A	North Texas	65 48		
												240	H	North Texas	62 55		
												247	A	UTSA	67 70		
												275	A	UMES	69 52		
												310	H	FIU	84 49		
												330	A	Howard	83 64		
												343	H	Wagner	71 57		
LAST 12 Division I GAMES:																	
				240	H	North Texas	62 55	240	A	North Texas	65 48						
				247	A	UTSA	67 70	76	H	Charlotte	94 85						
				30	A	UTEP	64 70	310	H	FIU	84 49						
				140	H	Marshall	77 55	178	H	Fla. Atlantic	85 45						
				39	H	Western Ky.	74 85	140	A	Marshall	62 80						
				225	A	Rice	46 68	39	A	Western Ky.	51 68						

Non-Div I Games:

Old Dominion

■ Loss, ■ Non-Conf, S Site, H Home A Away N Neutral

Average RPI Win:	214	WON-LOST	WINNING	LAST 10	STRENGTH OF	OPP. STRENGTH	TEAM	ADJ.	CONF.	ADJ CONF.
Average RPI Loss:	64	RECORD	PCT. RANK	GAMES	SCHEDULE	OF SCHEDULE	RPI	RPI	RPI	RPI
DIV. I ONLY	10- 20	265	0- 10	45	71	172	172	2	2	
DIV. I NON-CONF.	8- 5	120	0- 0	247	322	197	197	2	2	
TOTALS	RPI 1-25	RPI 26-50	W-L RECORDS	RPI 51-100	RPI 101-150	RPI 150+				
10- 20	1- 5	1- 5	OVERALL	1- 5	0- 3	7- 2				
8- 9	1- 3	1- 2	HOME	1- 3	0- 1	5- 0				
2- 10	0- 2	0- 3	AWAY	0- 1	0- 2	2- 2				
0- 1	0- 0	0- 0	NEUTRAL	0- 1	0- 0	0- 0				
8- 5	0- 0	1- 0	NON-CONFERENCE	0- 3	0- 1	7- 1				
6- 3	0- 0	1- 0	HOME	0- 2	0- 1	5- 0				
2- 2	0- 0	0- 0	AWAY	0- 1	0- 0	2- 1				
0- 0	0- 0	0- 0	NEUTRAL	0- 0	0- 0	0- 0				
2- 15	1- 5	0- 5	CONFERENCE	1- 2	0- 2	0- 1				
2- 6	1- 3	0- 2	HOME	1- 1	0- 0	0- 0				
0- 8	0- 2	0- 3	AWAY	0- 0	0- 2	0- 1				
0- 1	0- 0	0- 0	NEUTRAL	0- 1	0- 0	0- 0				

RPI 1-25				RPI 26-50				RPI 51-100				RPI 101+ Team's RPI: 172			
RPI	S	Opponent	Score	RPI	S	Opponent	Score	RPI	S	Opponent	Score	RPI	S	Opponent	Score
4	A	South Carolina	62 81	26	A	Tennessee	51 57	56	H	Auburn	60 65	117	A	LSU	57 76
4	H	South Carolina	45 66	28	A	Mississippi St.	51 79	62	A	Middle Tenn.	75 84	133	H	La.-Lafayette	78 82
13	H	Kentucky	73 65	28	H	Mississippi St.	51 60	71	H	Vanderbilt	55 52	138	A	Arkansas	49 60
17	A	Texas A&M	58 81	32	A	Georgia	56 70	71	N	Vanderbilt	59 74	151	H	McNeese St.	96 56
17	H	Texas A&M	48 62	39	H	Western Ky.	59 53	80	H	Tulane	59 61	154	A	Alabama	37 48
20	H	Florida	65 85	45	H	Missouri	46 60	92	H	Missouri St.	78 91	160	A	Stony Brook	72 57
LAST 12 Division I GAMES:															
71	N	Vanderbilt	59 74	56	H	Auburn	60 65	138	A	Arkansas	49 60	32	A	Georgia	56 70
4	H	South Carolina	45 66	154	A	Alabama	37 48	28	H	Mississippi St.	51 60	45	H	Missouri	46 60
26	A	Tennessee	51 57	4	A	South Carolina	62 81	26	A	Tennessee	51 57	4	A	South Carolina	62 81
17	H	Texas A&M	48 62	13	H	Kentucky	73 65	17	H	Texas A&M	48 62	13	H	Kentucky	73 65

Non-Div I Games:

Ole Miss

■ Loss, 
■ Non-Conf, 
■ S Site, 
■ H Home 
■ A Away 
N Neutral

Average RPI Win:	279	WON-LOST	WINNING	LAST 10	STRENGTH OF	OPP. STRENGTH	TEAM	ADJ.	CONF.	ADJ CONF.
Average RPI Loss:	144	RECORD	PCT. RANK	GAMES	SCHEDULE	OF SCHEDULE	RPI	RPI	RPI	RPI
DIV. I ONLY	12- 14	196	4- 6	297	227	261	261	18	18	
DIV. I NON-CONF.	5- 5	160	0- 0	323	286	271	271	19	19	
TOTALS	RPI 1-25	RPI 26-50	W-L RECORDS	RPI 51-100	RPI 101-150	RPI 150+				
12- 14	0- 0	0- 0	OVERALL	0- 4	1- 6	11- 4				
8- 5	0- 0	0- 0	HOME	0- 2	1- 2	7- 1				
3- 8	0- 0	0- 0	AWAY	0- 2	0- 4	3- 2				
1- 1	0- 0	0- 0	NEUTRAL	0- 0	0- 0	1- 1				
5- 5	0- 0	0- 0	NON-CONFERENCE	0- 0	0- 3	5- 2				
3- 2	0- 0	0- 0	HOME	0- 0	0- 1	3- 1				
1- 2	0- 0	0- 0	AWAY	0- 0	0- 2	1- 0				
1- 1	0- 0	0- 0	NEUTRAL	0- 0	0- 0	1- 1				
7- 9	0- 0	0- 0	CONFERENCE	0- 4	1- 3	6- 2				
5- 3	0- 0	0- 0	HOME	0- 2	1- 1	4- 0				
2- 6	0- 0	0- 0	AWAY	0- 2	0- 2	2- 2				
0- 0	0- 0	0- 0	NEUTRAL	0- 0	0- 0	0- 0				

RPI 1-25				RPI 26-50				RPI 51-100				RPI 101+ Team's RPI: 261			
RPI	S	Opponent	Score	RPI	S	Opponent	Score	RPI	S	Opponent	Score	RPI	S	Opponent	Score
								59	A	South Dakota	76 82	105	A	North Dakota	52 67
								59	H	South Dakota	55 70	115	A	IUPUI	59 75
								60	A	South Dakota St.	58 68	115	H	IUPUI	57 54
								60	H	South Dakota St.	47 65	130	H	Creighton	46 69
												143	A	SIUE	86 90
												144	A	Oral Roberts	58 67
												144	H	Oral Roberts	65 67
												207	H	Utah Valley	59 74
												214	A	Indiana St.	51 50
												223	A	Western Ill.	55 74
												223	H	Western Ill.	79 66
												242	N	Houston Baptist	51 64
												273	H	UCF	75 60
												301	H	UMKC	57 42
												304	A	Denver	70 60
												304	H	Denver	67 55
												313	N	Illinois St.	60 56
												316	A	IPFW	60 58
												316	H	IPFW	71 64
												326	A	North Dakota St.	67 74
												326	H	North Dakota St.	77 52
												338	H	Eastern Ill.	76 67
LAST 12 Division I GAMES:															
				304	A	Denver	70 60					60	H	South Dakota St.	47 65
				144	A	Oral Roberts	58 67					223	A	Western Ill.	55 74
				115	H	IUPUI	57 54					316	A	IPFW	60 58
				326	A	North Dakota St.	67 74					144	H	Oral Roberts	65 67
				316	H	IPFW	71 64					304	H	Denver	67 55
				59	H	South Dakota	55 70					115	A	IUPUI	59 75

Non-Div I Games: Midland 58 53 Waldorf 97 32

Omaha

Loss, Non-Conf, S Site, H Home A Away N Neutral

Oral Roberts

Through Games Of March 3, 2016

Average RPI Win:	243	WON-LOST	WINNING	LAST 10	STRENGTH OF	OPP. STRENGTH	TEAM	ADJ.	CONF.	ADJ CONF.
Average RPI Loss:	113	RECORD	PCT. RANK	GAMES	SCHEDULE	OF SCHEDULE	RPI	RPI	RPI	RPI
DIV. I ONLY	12- 14	196	5- 5	147	144	144	144	18	18	
DIV. I NON-CONF.	2- 8	290	0- 0	86	11	173	173	19	19	
TOTALS	RPI 1-25	RPI 26-50	W-L RECORDS	RPI 51-100	RPI 101-150	RPI 150+				
12- 14	0- 2	0- 0	OVERALL	1- 6	1- 3	10- 3				
6- 3	0- 0	0- 0	HOME	1- 1	0- 2	5- 0				
6- 11	0- 2	0- 0	AWAY	0- 5	1- 1	5- 3				
0- 0	0- 0	0- 0	NEUTRAL	0- 0	0- 0	0- 0				
2- 8	0- 2	0- 0	NON-CONFERENCE	0- 3	0- 2	2- 1				
0- 1	0- 0	0- 0	HOME	0- 0	0- 1	0- 0				
2- 7	0- 2	0- 0	AWAY	0- 3	0- 1	2- 1				
0- 0	0- 0	0- 0	NEUTRAL	0- 0	0- 0	0- 0				
10- 6	0- 0	0- 0	CONFERENCE	1- 3	1- 1	8- 2				
6- 2	0- 0	0- 0	HOME	1- 1	0- 1	5- 0				
4- 4	0- 0	0- 0	AWAY	0- 2	1- 0	3- 2				
0- 0	0- 0	0- 0	NEUTRAL	0- 0	0- 0	0- 0				

RPI 1-25				RPI 26-50				RPI 51-100				RPI 101+ Team's RPI: 144			
RPI	S	Opponent	Score	RPI	S	Opponent	Score	RPI	S	Opponent	Score	RPI	S	Opponent	Score
2	A	Baylor	39 97					59	A	South Dakota	48 71	102	H	Little Rock	52 66
23	A	Oklahoma St.	55 59					59	H	South Dakota	60 56	115	A	IUPUI	52 47
								60	A	South Dakota St.	48 60	115	H	IUPUI	54 57
								60	H	South Dakota St.	50 68	138	A	Arkansas	50 65
								72	A	Michigan	44 61	179	A	Tulsa	59 53
								84	A	Eastern Mich.	69 77	223	A	Western Ill.	61 72
								92	A	Missouri St.	64 72	223	H	Western Ill.	79 55
												238	A	Kansas	70 63
												239	A	Grand Canyon	64 66
												261	A	Omaha	67 65
												261	H	Omaha	67 58
												304	A	Denver	59 56
												304	H	Denver	65 33
												316	A	IPFW	48 54
												316	H	IPFW	61 59
												326	A	North Dakota St.	52 42
												326	H	North Dakota St.	59 58
LAST 12 Division I GAMES:															
261	H	Omaha	67 58	326	H	North Dakota St.	59 58	115	H	IUPUI	54 57				
223	H	Western Ill.	79 55	60	H	South Dakota St.	50 68	304	H	Denver	65 33				
316	A	IPFW	48 54	59	A	South Dakota	48 71	261	A	Omaha	67 65				
59	A	South Dakota	48 71	60	A	South Dakota St.	48 60	316	H	IPFW	61 59				
60	A	South Dakota St.	48 60	304	A	Denver	59 56								
304	A	Denver	59 56												

Non-Div I Games: Lyon 49 68 Evangel 89 46

Oral Roberts

Loss, Non-Conf, S Site, H Home A Away N Neutral

## Oregon

Through Games Of March 3, 2016

Average RPI Win:	162	WON-LOST	WINNING	LAST 10	STRENGTH OF	OPP. STRENGTH	TEAM	ADJ.	CONF.	ADJ CONF.
Average RPI Loss:	32	RECORD	PCT. RANK	GAMES	SCHEDULE	OF SCHEDULE	RPI	RPI	RPI	RPI
DIV. I ONLY	20- 10	76	6- 4	118	4	81	81	1	1	
DIV. I NON-CONF.	11- 0	1	0- 0	325	82	75	75	1	1	
TOTALS	RPI 1-25	RPI 26-50	W-L RECORDS	RPI 51-100	RPI 101-150	RPI 150+				
20- 10	0- 7	1- 0	OVERALL	6- 2	3- 1	10- 0				
15- 4	0- 4	0- 0	HOME	4- 0	2- 0	9- 0				
5- 5	0- 3	1- 0	AWAY	2- 2	1- 0	1- 0				
0- 1	0- 0	0- 0	NEUTRAL	0- 0	0- 1	0- 0				
11- 0	0- 0	0- 0	NON-CONFERENCE	1- 0	2- 0	8- 0				
10- 0	0- 0	0- 0	HOME	1- 0	1- 0	8- 0				
1- 0	0- 0	0- 0	AWAY	0- 0	1- 0	0- 0				
0- 0	0- 0	0- 0	NEUTRAL	0- 0	0- 0	0- 0				
9- 10	0- 7	1- 0	CONFERENCE	5- 2	1- 1	2- 0				
5- 4	0- 4	0- 0	HOME	3- 0	1- 0	1- 0				
4- 5	0- 3	1- 0	AWAY	2- 2	0- 0	1- 0				
0- 1	0- 0	0- 0	NEUTRAL	0- 0	0- 1	0- 0				

RPI	S	Opponent	Score	RPI	S	Opponent	Score	RPI	S	Opponent	Score	RPI	S	Opponent	Score
7	A	Stanford	42 69	38	A	Washington	75 63	54	H	UC Riverside	95 81	105	H	North Dakota	77 51
7	H	Stanford	62 64					55	A	Southern California	67 74	118	H	Arizona	76 54
8	H	Arizona St.	58 63					55	H	Southern California	69 60	118	N	Arizona	68 74
9	A	Oregon St.	33 60					85	A	Utah	77 65	147	A	North Carolina	79 77
9	H	Oregon St.	45 59					85	H	Utah	69 58	189	H	San Jose St.	104 74
10	A	UCLA	69 80					89	A	California	54 65	193	A	Colorado	59 46
10	H	UCLA	72 77					89	H	California	69 59	193	H	Colorado	77 70
								94	A	Washington St.	73 48	201	H	Hampton	86 51
												207	H	Utah Valley	79 68
												255	H	Clemson	69 56
												265	H	Seattle	82 62
												267	H	UC Santa Barbara	79 51
												287	H	Portland	93 52
												314	H	Portland St.	122 59
LAST 12 Division I GAMES:															
118	N	Arizona	68 74	85	H	Utah	69 58								
7	A	Stanford	42 69	38	A	Washington	75 63								
89	A	California	54 65	94	A	Washington St.	73 48								
55	H	Southern California	69 60	118	H	Arizona	76 54								
10	H	UCLA	72 77	8	H	Arizona St.	58 63								
193	H	Colorado	77 70	85	A	Utah	77 65								

Non-Div I Games:

Oregon

■ Loss, 
 ■ Non-Conf, S Site, 
 ■ Home 
 ■ Away 
 N Neutral

Average RPI Win: 111		WON-LOST	WINNING	LAST 10	STRENGTH OF	OPP. STRENGTH	TEAM	ADJ.	CONF.	ADJ CONF.
Average RPI Loss: 11		RECORD	PCT. RANK	GAMES	SCHEDULE	OF SCHEDULE	RPI	RPI	RPI	RPI
DIV. I ONLY		25- 4	14	9- 1	30	1	9	9	1	1
DIV. I NON-CONF.		9- 2	37	0- 0	110	25	43	43	1	1
<hr/>										
TOTALS	RPI 1-25		RPI 26-50		W-L RECORDS		RPI 51-100		RPI 101-150	RPI 150+
25- 4	3- 3		1- 1		OVERALL		12- 0		3- 0	6- 0
14- 1	3- 0		0- 1		HOME		5- 0		2- 0	4- 0
9- 3	0- 3		1- 0		AWAY		6- 0		0- 0	2- 0
2- 0	0- 0		0- 0		NEUTRAL		1- 0		1- 0	0- 0
9- 2	0- 1		0- 1		NON-CONFERENCE		3- 0		2- 0	4- 0
5- 1	0- 0		0- 1		HOME		1- 0		1- 0	3- 0
2- 1	0- 1		0- 0		AWAY		1- 0		0- 0	1- 0
2- 0	0- 0		0- 0		NEUTRAL		1- 0		1- 0	0- 0
16- 2	3- 2		1- 0		CONFERENCE		9- 0		1- 0	2- 0
9- 0	3- 0		0- 0		HOME		4- 0		1- 0	1- 0
7- 2	0- 2		1- 0		AWAY		5- 0		0- 0	1- 0
0- 0	0- 0		0- 0		NEUTRAL		0- 0		0- 0	0- 0

RPI	S	Opponent	Score	RPI	S	Opponent	Score	RPI	S	Opponent	Score	RPI	S	Opponent	Score
1	A	Notre Dame	61 62	26	H	Tennessee	50 53	54	H	UC Riverside	86 65	118	H	Arizona	71 43
7	A	Stanford	54 76	38	A	Washington	61 53	55	A	Southern California	57 49	132	H	Idaho	69 44
7	H	Stanford	58 50					55	H	Southern California	76 52	138	N	Arkansas	63 47
8	H	Arizona St.	67 44					68	N	Hofstra	73 50	192	H	Cal Poly	80 43
10	A	UCLA	51 71					81	A	Oregon	59 45	193	A	Colorado	61 47
10	H	UCLA	64 54					81	H	Oregon	60 33	193	H	Colorado	73 50
								85	A	Utah	62 53	216	H	CSU Bakersfield	75 51
								85	H	Utah	72 53	287	A	Portland	94 50
								89	A	California	54 44	317	H	Longwood	110 45
								89	H	California	70 48				
								93	A	Marquette	65 58				
								94	A	Washington St.	54 45				
LAST 12 Division I GAMES:															
89	A	California	54 44	94	A	Washington St.	54 45								
7	A	Stanford	54 76	38	A	Washington	61 53								
10	H	UCLA	64 54	8	H	Arizona St.	67 44								
55	H	Southern California	76 52	118	H	Arizona	71 43								
85	H	Utah	72 53	193	A	Colorado	61 47								
193	H	Colorado	73 50	85	A	Utah	62 53								

Non-Div I Games:

Oregon St.

■ Loss, 
 ■ Non-Conf, 
 ■ S Site, 
 ■ Home 
 ■ A Away 
 N Neutral

## Pacific

Through Games Of March 3, 2016

Average RPI Win:	213	WON-LOST	WINNING	LAST 10	STRENGTH OF	OPP. STRENGTH	TEAM	ADJ.	CONF.	ADJ CONF.
Average RPI Loss:	119	RECORD	PCT. RANK	GAMES	SCHEDULE	OF SCHEDULE	RPI	RPI	RPI	RPI
DIV. I ONLY	12- 17	226	3- 7	138	114	174	174	9	9	
DIV. I NON-CONF.	6- 4	125	0- 0	214	232	122	122	9	9	
TOTALS	RPI 1-25	RPI 26-50	W-L RECORDS	RPI 51-100	RPI 101-150	RPI 150+				
12- 17	0- 2	0- 0	OVERALL	1- 7	2- 3	9- 5				
6- 6	0- 1	0- 0	HOME	1- 3	1- 1	4- 1				
6- 10	0- 0	0- 0	AWAY	0- 0	1- 0	5- 0				
0- 1	0- 0	0- 0	NEUTRAL	0- 0	0- 0	0- 1				
6- 4	0- 0	0- 0	NON-CONFERENCE	0- 0	1- 2	5- 2				
2- 1	0- 0	0- 0	HOME	0- 0	0- 1	2- 0				
4- 3	0- 0	0- 0	AWAY	0- 0	1- 1	3- 2				
0- 0	0- 0	0- 0	NEUTRAL	0- 0	0- 0	0- 0				
6- 13	0- 2	0- 0	CONFERENCE	1- 7	1- 1	4- 3				
4- 5	0- 1	0- 0	HOME	1- 3	1- 0	2- 1				
2- 7	0- 1	0- 0	AWAY	0- 4	0- 1	2- 1				
0- 1	0- 0	0- 0	NEUTRAL	0- 0	0- 0	0- 1				

RPI S	Opponent	Score	RPI S	Opponent	Score	RPI S	Opponent	Score	RPI S	Opponent	Score	Team's RPI: 174
15	A BYU	62 79				51	A St. Mary's (CA)	75 83	108	A Gonzaga	61 68	
15	H BYU	57 67				51	H St. Mary's (CA)	73 82	108	H Gonzaga	84 83	
						64	A Santa Clara	52 76	118	A Arizona	56 69	
						64	H Santa Clara	60 66	131	H Long Beach St.	60 68	
						83	A San Diego	56 69	147	A North Carolina	66 63	
						83	H San Diego	56 59	177	A Montana	54 64	
						87	A San Francisco	71 81	184	A UC Davis	66 53	
						87	H San Francisco	70 57	187	A Gardner-Webb	84 77	
									189	H San Jose St.	81 69	
									216	A CSU Bakersfield	80 74	
									229	A Utah St.	70 78	
									241	A Loyola Marymount	88 96	
									241	H Loyola Marymount	60 63	
									269	A Pepperdine	92 64	
									269	H Pepperdine	65 62	
									269	N Pepperdine	72 81	
									287	A Portland	72 64	
									287	H Portland	87 38	
									321	H Nevada	74 52	
LAST 12 Division I GAMES:												
269	N	Pepperdine	72	81	241	A	Loyola Marymount	88	96			
64	H	Santa Clara	60	66	83	H	San Diego	56	59			
87	A	San Francisco	71	81	15	H	BYU	57	67			
108	H	Gonzaga	84	83	51	A	St. Mary's (CA)	75	83			
287	H	Portland	87	38	108	A	Gonzaga	61	68			
269	A	Pepperdine	92	64	287	A	Portland	72	64			

Non-Div I Games: Stanislaus St. 74 61

Pacific

■ Loss, 
 ■ Non-Conf, 
 ■ S Site, 
 ■ Home 
 ■ Away 
 N Neutral

Average RPI Win:	181	WON-LOST	WINNING	LAST 10	STRENGTH OF	OPP. STRENGTH	TEAM	ADJ.	CONF.	ADJ CONF.
Average RPI Loss:	91	RECORD	PCT. RANK	GAMES	SCHEDULE	OF SCHEDULE	RPI	RPI	RPI	RPI
DIV. I ONLY	20- 4	20	9- 1	116	137	35	35	10	10	
DIV. I NON-CONF.	10- 3	61	1- 1	132	144	57	57	12	12	
TOTALS	RPI 1-25	RPI 26-50	W-L RECORDS	RPI 51-100	RPI 101-150	RPI 150+				
20- 4	0- 0	2- 2	OVERALL	3- 0	1- 1	14- 1				
10- 1	0- 0	2- 1	HOME	1- 0	0- 0	7- 0				
10- 3	0- 0	0- 1	AWAY	2- 0	1- 1	7- 1				
0- 0	0- 0	0- 0	NEUTRAL	0- 0	0- 0	0- 0				
10- 3	0- 0	1- 2	NON-CONFERENCE	2- 0	1- 1	6- 0				
5- 1	0- 0	1- 1	HOME	1- 0	0- 0	3- 0				
5- 2	0- 0	0- 1	AWAY	1- 0	1- 1	3- 0				
0- 0	0- 0	0- 0	NEUTRAL	0- 0	0- 0	0- 0				
10- 1	0- 0	1- 0	CONFERENCE	1- 0	0- 0	8- 1				
5- 0	0- 0	1- 0	HOME	0- 0	0- 0	4- 0				
5- 1	0- 0	0- 0	AWAY	1- 0	0- 0	4- 1				
0- 0	0- 0	0- 0	NEUTRAL	0- 0	0- 0	0- 0				

RPI S	Opponent	Score	RPI S	Opponent	Score	RPI S	Opponent	Score	RPI S	Opponent	Score
33	H Princeton	50 48	42	H Colorado St.	49 48	66	A Temple	60 54	111	A Saint Joseph's	46 50
47	A Villanova	46 66	48	H Duke	50 57	78	H Drexel	72 67	125	A Hawaii	64 54
						100	A Harvard	68 48	156	A Cornell	46 51
									156	H Cornell	65 50
									162	A Yale	77 59
									162	H Yale	68 49
									176	A UMBC	81 46
									210	A Brown	69 59
									210	H Brown	66 49
									220	A Dartmouth	56 41
									230	A Columbia	60 42
									230	H Columbia	71 51
									236	H Navy	57 43
									237	A New Hampshire	67 60
									279	A La Salle	78 68
									325	H Lafayette	54 37
									343	H Wagner	78 50
LAST 12 Division I GAMES:											
230	A Columbia	60 42	220	A Dartmouth	56 41						
156	A Cornell	46 51	100	A Harvard	68 48						
162	A Yale	77 59	210	H Brown	66 49						
210	A Brown	69 59	162	H Yale	68 49						
156	H Cornell	65 50	47	A Villanova	46 66						
230	H Columbia	71 51	66	A Temple	60 54						

Non-Div I Games: BYU-Hawaii 73 41

Penn

■ Loss, 
 ■ Non-Conf, S Site, 
 ■ Home 
 ■ Away 
 N Neutral



Average RPI Win:	144	WON-LOST	WINNING	LAST 10	STRENGTH OF	OPP. STRENGTH	TEAM	ADJ.	CONF.	ADJ CONF.
Average RPI Loss:	72	RECORD	PCT. RANK	GAMES	SCHEDULE	OF SCHEDULE	RPI	RPI	RPI	RPI
DIV. I ONLY	12- 19	240	4- 6	28	34	128	128	5	5	
DIV. I NON-CONF.	5- 6	180	0- 1	54	111	154	154	4	4	
TOTALS	RPI 1-25	RPI 26-50	W-L RECORDS	RPI 51-100	RPI 101-150	RPI 150+				
12- 19	1- 5	0- 4	OVERALL	2- 7	3- 1	6- 2				
7- 8	0- 3	0- 1	HOME	1- 3	2- 1	4- 0				
4- 9	1- 1	0- 3	AWAY	1- 3	1- 0	1- 2				
1- 2	0- 1	0- 0	NEUTRAL	0- 1	0- 0	1- 0				
5- 6	0- 2	0- 2	NON-CONFERENCE	0- 0	1- 1	4- 1				
5- 1	0- 0	0- 0	HOME	0- 0	1- 1	4- 0				
0- 4	0- 1	0- 2	AWAY	0- 0	0- 0	0- 1				
0- 1	0- 1	0- 0	NEUTRAL	0- 0	0- 0	0- 0				
7- 13	1- 3	0- 2	CONFERENCE	2- 7	2- 0	2- 1				
2- 7	0- 3	0- 1	HOME	1- 3	1- 0	0- 0				
4- 5	1- 0	0- 1	AWAY	1- 3	1- 0	1- 1				
1- 1	0- 0	0- 0	NEUTRAL	0- 1	0- 0	1- 0				

RPI S	Opponent	Score	RPI S	Opponent	Score	RPI S	Opponent	Score	RPI S	Opponent	Score	Team's RPI: 128
5	H Ohio St.	63 77	26	A Tennessee	66 74	57	A Iowa	82 69	112	A Northwestern	73 54	
11	H Maryland	53 89	27	A St. Bonaventure	60 70	57	H Iowa	81 68	112	H Northwestern	79 72	
15	N BYU	51 63	41	A Indiana	55 76	61	H Purdue	78 88	119	H Virginia Tech	59 64	
22	A Michigan St.	65 61	50	H Rutgers	62 74	61	N Purdue	59 70	129	H Youngstown St.	68 51	
22	H Michigan St.	55 71				72	A Michigan	73 78	159	H Fordham	75 59	
25	A South Fla.	79 101				72	H Michigan	87 91	175	A Illinois	65 56	
						77	A Minnesota	85 98	175	N Illinois	75 66	
						97	A Nebraska	69 87	186	A Wisconsin	62 82	
						97	H Nebraska	78 83	199	H Sacred Heart	83 46	
									251	H Holy Cross	86 82	
									276	H Central Conn. St.	73 47	
									297	A CSUN	73 81	
LAST 12 Division I GAMES:												
61	N Purdue	59 70	112	A Northwestern	73 54							
175	N Illinois	75 66	5	H Ohio St.	63 77							
15	N BYU	51 63	22	A Michigan St.	65 61							
41	A Indiana	55 76	50	H Rutgers	62 74							
57	H Iowa	81 68	97	A Nebraska	69 87							
72	A Michigan	73 78	61	H Purdue	78 88							

Non-Div I Games:

Penn St.

# Pepperdine

Through Games Of March 3, 2016

Average RPI Win:	234	WON-LOST	WINNING	LAST 10	STRENGTH OF	OPP. STRENGTH	TEAM	ADJ.	CONF.	ADJ CONF.
Average RPI Loss:	125	RECORD	PCT. RANK	GAMES	SCHEDULE	OF SCHEDULE	RPI	RPI	RPI	RPI
DIV. I ONLY	7- 22	298	2- 8	130	125	269	269	9	9	
DIV. I NON-CONF.	4- 6	201	0- 1	241	298	238	238	9	9	
TOTALS	RPI 1-25	RPI 26-50	W-L RECORDS	RPI 51-100	RPI 101-150	RPI 150+				
7- 22	0- 2	0- 0	OVERALL	1- 9	0- 2	6- 9				
5- 8	0- 1	0- 0	HOME	1- 3	0- 1	4- 3				
1- 13	0- 1	0- 0	AWAY	0- 6	0- 1	1- 5				
1- 1	0- 0	0- 0	NEUTRAL	0- 0	0- 0	1- 1				
4- 6	0- 0	0- 0	NON-CONFERENCE	0- 2	0- 0	4- 4				
3- 1	0- 0	0- 0	HOME	0- 0	0- 0	3- 1				
1- 4	0- 0	0- 0	AWAY	0- 2	0- 0	1- 2				
0- 1	0- 0	0- 0	NEUTRAL	0- 0	0- 0	0- 1				
3- 16	0- 2	0- 0	CONFERENCE	1- 7	0- 2	2- 5				
2- 7	0- 1	0- 0	HOME	1- 3	0- 1	1- 2				
0- 9	0- 1	0- 0	AWAY	0- 4	0- 1	0- 3				
1- 0	0- 0	0- 0	NEUTRAL	0- 0	0- 0	1- 0				

RPI S	Opponent	Score	RPI S	Opponent	Score	RPI S	Opponent	Score	RPI S	Opponent	Score	Team's RPI: 269
15	A BYU	64 69				51	A St. Mary's (CA)	72 88	108	A Gonzaga	39 56	
15	H BYU	66 77				51	H St. Mary's (CA)	62 58	108	H Gonzaga	57 74	
						52	A Albany (NY)	49 64	170	N George Mason	63 71	
						64	A Santa Clara	50 84	171	A New Mexico	52 60	
						64	H Santa Clara	60 62	174	A Pacific	62 65	
						70	A Army West Point	53 63	174	H Pacific	64 92	
						83	A San Diego	55 74	174	N Pacific	81 72	
						83	H San Diego	54 70	192	H Cal Poly	47 61	
						87	A San Francisco	75 99	204	A UNLV	63 83	
						87	H San Francisco	74 81	216	A CSU Bakersfield	76 73	
									241	A Loyola Marymount	69 79	
									241	H Loyola Marymount	77 83	
									267	H UC Santa Barbara	71 69	
									287	A Portland	79 81	
									287	H Portland	74 62	
									304	H Denver	64 60	
									342	H Cal St. Fullerton	81 75	
LAST 12 Division I GAMES:												
174	N Pacific	81 72	51	H St. Mary's (CA)	62 58							
170	N George Mason	63 71	108	A Gonzaga	39 56							
241	H Loyola Marymount	77 83	287	A Portland	79 81							
64	A Santa Clara	50 84	15	H BYU	66 77							
87	A San Francisco	75 99	83	H San Diego	54 70							
174	H Pacific	64 92	15	A BYU	64 69							

Non-Div I Games: Alas. Anchorage 61 94

Pepperdine

Loss, Non-Conf, S Site, H Home A Away N Neutral

## Pittsburgh

Through Games Of March 3, 2016

Average RPI Win:	229	WON-LOST	WINNING	LAST 10	STRENGTH OF	OPP. STRENGTH	TEAM	ADJ.	CONF.	ADJ CONF.
Average RPI Loss:	41	RECORD	PCT. RANK	GAMES	SCHEDULE	OF SCHEDULE	RPI	RPI	RPI	RPI
DIV. I ONLY	13- 18	222	4- 6	35	68	127	127	4	4	
DIV. I NON-CONF.	8- 5	120	0- 0	158	242	142	142	5	5	
TOTALS	RPI 1-25	RPI 26-50	W-L RECORDS	RPI 51-100	RPI 101-150	RPI 150+				
13- 18	0- 8	0- 5	OVERALL	0- 3	5- 2	8- 0				
6- 9	0- 5	0- 2	HOME	0- 1	0- 1	6- 0				
5- 6	0- 2	0- 2	AWAY	0- 1	3- 1	2- 0				
2- 3	0- 1	0- 1	NEUTRAL	0- 1	2- 0	0- 0				
8- 5	0- 2	0- 1	NON-CONFERENCE	0- 2	1- 0	7- 0				
6- 1	0- 1	0- 0	HOME	0- 0	0- 0	6- 0				
1- 2	0- 0	0- 1	AWAY	0- 1	0- 0	1- 0				
1- 2	0- 1	0- 0	NEUTRAL	0- 1	1- 0	0- 0				
5- 13	0- 6	0- 4	CONFERENCE	0- 1	4- 2	1- 0				
0- 8	0- 4	0- 2	HOME	0- 1	0- 1	0- 0				
4- 4	0- 2	0- 1	AWAY	0- 0	3- 1	1- 0				
1- 1	0- 0	0- 1	NEUTRAL	0- 0	1- 0	0- 0				

RPI S	Opponent	Score	RPI S	Opponent	Score	RPI S	Opponent	Score	RPI S	Opponent	Score	Team's RPI: 127
1	H Notre Dame	55 65	31	A Miami (FL)	55 79	60	N South Dakota St.	54 55	103	A Virginia	58 55	
11	N Maryland	49 70	31	N Miami (FL)	55 77	67	H Georgia Tech	60 66	113	A Boston College	43 54	
12	H Florida St.	55 66	33	A Princeton	47 61	72	A Michigan	45 82	119	A Virginia Tech	59 48	
14	A Louisville	36 65	46	H North Carolina St.	76 78				137	H Wake Forest	49 60	
14	H Louisville	61 84	48	H Duke	48 70				147	A North Carolina	76 60	
16	A Syracuse	48 71							147	N North Carolina	82 72	
16	H Syracuse	56 70							150	N Old Dominion	67 58	
21	H Duquesne	65 79							251	H Holy Cross	56 50	
									255	A Clemson	59 56	
									263	A Saint Francis (PA)	74 59	
									274	H American	76 58	
									284	H Rider	75 44	
									318	H Mt. St. Mary's	74 57	
									323	H Delaware St.	77 43	
									343	H Wagner	67 41	
LAST 12 Division I GAMES:												
31	N Miami (FL)	55 77	119	A Virginia Tech	59 48							
147	N North Carolina	82 72	14	H Louisville	61 84							
14	A Louisville	36 65	137	H Wake Forest	49 60							
67	H Georgia Tech	60 66	255	A Clemson	59 56							
16	H Syracuse	56 70	48	H Duke	48 70							
147	A North Carolina	76 60	103	A Virginia	58 55							

Non-Div I Games:

Pittsburgh

■ Loss, 
■ Non-Conf, S Site, 
■ Home 
■ Away 
N Neutral

Portland

Through Games Of March 3, 2016

Average RPI Win:	292	WON-LOST	WINNING	LAST 10	STRENGTH OF	OPP. STRENGTH	TEAM	ADJ.	CONF.	ADJ CONF.
Average RPI Loss:	127	RECORD	PCT. RANK	GAMES	SCHEDULE	OF SCHEDULE	RPI	RPI	RPI	RPI
DIV. I ONLY	2- 27	347	1- 9	70	140	287	287	9	9	
DIV. I NON-CONF.	1- 9	325	0- 0	75	292	266	266	9	9	
TOTALS	RPI 1-25	RPI 26-50	W-L RECORDS	RPI 51-100	RPI 101-150	RPI 150+				
2- 27	0- 3	0- 1	OVERALL	0- 9	0- 3	2- 11				
1- 13	0- 2	0- 0	HOME	0- 4	0- 1	1- 6				
1- 13	0- 1	0- 1	AWAY	0- 5	0- 2	1- 4				
0- 1	0- 0	0- 0	NEUTRAL	0- 0	0- 0	0- 1				
1- 9	0- 1	0- 1	NON-CONFERENCE	0- 1	0- 1	1- 5				
0- 5	0- 1	0- 0	HOME	0- 0	0- 0	0- 4				
1- 4	0- 0	0- 1	AWAY	0- 1	0- 1	1- 1				
0- 0	0- 0	0- 0	NEUTRAL	0- 0	0- 0	0- 0				
1- 18	0- 2	0- 0	CONFERENCE	0- 8	0- 2	1- 6				
1- 8	0- 1	0- 0	HOME	0- 4	0- 1	1- 2				
0- 9	0- 1	0- 0	AWAY	0- 4	0- 1	0- 3				
0- 1	0- 0	0- 0	NEUTRAL	0- 0	0- 0	0- 1				

RPI S	Opponent	Score	RPI S	Opponent	Score	RPI S	Opponent	Score	RPI S	Opponent	Score	Team's RPI: 287
9	H Oregon St.	50 94	38	A Washington	65 83	51	A St. Mary's (CA)	53 95	108	A Gonzaga	51 86	
15	A BYU	66 78				51	H St. Mary's (CA)	51 78	108	H Gonzaga	63 71	
15	H BYU	59 84				64	A Santa Clara	47 66	149	A Montana St.	57 86	
						64	H Santa Clara	45 67	152	H Boise St.	49 89	
						81	A Oregon	52 93	174	A Pacific	38 87	
						83	A San Diego	43 71	174	H Pacific	64 72	
						83	H San Diego	67 77	177	A Montana	67 90	
						87	A San Francisco	69 90	184	H UC Davis	47 72	
						87	H San Francisco	63 82	198	H Weber St.	55 57	
									241	A Loyola Marymount	52 62	
									241	H Loyola Marymount	62 77	
									241	N Loyola Marymount	72 85	
									269	A Pepperdine	62 74	
									269	H Pepperdine	81 79	
									297	H CSUN	62 68	
									314	A Portland St.	69 53	
LAST 12 Division I GAMES:												
241	N Loyola Marymount	72 85	241	H Loyola Marymount	62 77							
83	H San Diego	67 77	269	H Pepperdine	81 79							
15	H BYU	59 84	64	A Santa Clara	47 66							
51	A St. Mary's (CA)	53 95	87	A San Francisco	69 90							
174	A Pacific	38 87	51	H St. Mary's (CA)	51 78							
108	A Gonzaga	51 86	174	H Pacific	64 72							

Non-Div I Games: Willamette 73 54

Portland

Loss, Non-Conf, S Site, H Home A Away N Neutral

Average RPI Win:	262	WON-LOST	WINNING	LAST 10	STRENGTH OF	OPP. STRENGTH	TEAM	ADJ.	CONF.	ADJ CONF.
Average RPI Loss:	171	RECORD	PCT. RANK	GAMES	SCHEDULE	OF SCHEDULE	RPI	RPI	RPI	RPI
DIV. I ONLY	3- 23	337	1- 9	132	300	314	314	20	20	
DIV. I NON-CONF.	1- 8	320	0- 0	244	284	333	333	24	24	
TOTALS	RPI 1-25	RPI 26-50	W-L RECORDS	RPI 51-100	RPI 101-150	RPI 150+				
3- 23	0- 0	0- 0	OVERALL	0- 3	0- 6	3- 14				
2- 11	0- 0	0- 0	HOME	0- 0	0- 3	2- 8				
1- 12	0- 0	0- 0	AWAY	0- 3	0- 3	1- 6				
0- 0	0- 0	0- 0	NEUTRAL	0- 0	0- 0	0- 0				
1- 8	0- 0	0- 0	NON-CONFERENCE	0- 3	0- 1	1- 4				
1- 3	0- 0	0- 0	HOME	0- 0	0- 0	1- 3				
0- 5	0- 0	0- 0	AWAY	0- 3	0- 1	0- 1				
0- 0	0- 0	0- 0	NEUTRAL	0- 0	0- 0	0- 0				
2- 15	0- 0	0- 0	CONFERENCE	0- 0	0- 5	2- 10				
1- 8	0- 0	0- 0	HOME	0- 0	0- 3	1- 5				
1- 7	0- 0	0- 0	AWAY	0- 0	0- 2	1- 5				
0- 0	0- 0	0- 0	NEUTRAL	0- 0	0- 0	0- 0				

RPI S	Opponent	Score	RPI S	Opponent	Score	RPI S	Opponent	Score	RPI S	Opponent	Score	Team's RPI: 314
59	A South Dakota	61	103	105	H North Dakota	62	75	131	A Long Beach St.	71	89	
60	A South Dakota St.	65	74	132	A Idaho	63	84	132	H Idaho	65	94	
81	A Oregon	59	122	149	A Montana St.	64	74	149	H Montana St.	59	106	
				168	H Northern Colo.	59	70	169	A Sacramento St.	91	132	
				169	H Sacramento St.	78	126	177	A Montana	57	76	
				177	H Montana	58	79	177	H Montana	58	79	
				182	A Eastern Wash.	57	70	182	H Eastern Wash.	81	79	
				182	H Eastern Wash.	81	79	184	H UC Davis	70	82	
				198	A Weber St.	73	102	198	H Weber St.	58	75	
				212	A Idaho St.	70	71	212	H Idaho St.	42	64	
				212	H Idaho St.	42	64	265	H Seattle	64	85	
				287	H Portland	53	69	287	H Portland	53	69	
				297	H CSUN	83	77	297	H CSUN	83	77	
				306	A Northern Ariz.	88	80	306	A Northern Ariz.	88	80	
				342	A Cal St. Fullerton	69	84	342	A Cal St. Fullerton	69	84	
LAST 12 Division I GAMES:												
306	A Northern Ariz.	88	80	212	H Idaho St.	42	64	177	A Montana	57	76	
168	H Northern Colo.	59	70	149	A Montana St.	64	74	132	H Idaho	65	94	
105	H North Dakota	62	75	182	H Eastern Wash.	81	79	182	H Eastern Wash.	81	79	
182	A Eastern Wash.	57	70	182	H Eastern Wash.	81	79	169	H Sacramento St.	78	126	
132	A Idaho	63	84									
198	H Weber St.	58	75									

Non-Div I Games: Warner Pacific 64 76 Corban 90 76

Portland St.

Loss, Non-Conf, S Site, H Home A Away N Neutral

Prairie View

Through Games Of March 3, 2016

Average RPI Win:	307	WON-LOST	WINNING	LAST 10	STRENGTH OF	OPP. STRENGTH	TEAM	ADJ.	CONF.	ADJ CONF.
Average RPI Loss:	208	RECORD	PCT. RANK	GAMES	SCHEDULE	OF SCHEDULE	RPI	RPI	RPI	RPI
DIV. I ONLY	12- 13	187	5- 5	347	336	280	280	31	31	
DIV. I NON-CONF.	3- 5	218	0- 0	298	117	223	223	31	31	
TOTALS	RPI 1-25	RPI 26-50	W-L RECORDS	RPI 51-100	RPI 101-150	RPI 150+				
12- 13	0- 1	0- 0	OVERALL	0- 2	0- 0	12- 10				
6- 4	0- 0	0- 0	HOME	0- 0	0- 0	6- 4				
6- 8	0- 1	0- 0	AWAY	0- 0	0- 0	6- 0				
0- 1	0- 0	0- 0	NEUTRAL	0- 0	0- 0	0- 1				
3- 5	0- 1	0- 0	NON-CONFERENCE	0- 2	0- 0	3- 2				
1- 0	0- 0	0- 0	HOME	0- 0	0- 0	1- 0				
2- 4	0- 1	0- 0	AWAY	0- 2	0- 0	2- 1				
0- 1	0- 0	0- 0	NEUTRAL	0- 0	0- 0	0- 1				
9- 8	0- 0	0- 0	CONFERENCE	0- 0	0- 0	9- 8				
5- 4	0- 0	0- 0	HOME	0- 0	0- 0	5- 4				
4- 4	0- 0	0- 0	AWAY	0- 0	0- 0	4- 4				
0- 0	0- 0	0- 0	NEUTRAL	0- 0	0- 0	0- 0				

RPI 1-25				RPI 26-50				RPI 51-100				RPI 101+ Team's RPI: 280			
RPI	S	Opponent	Score	RPI	S	Opponent	Score	RPI	S	Opponent	Score	RPI	S	Opponent	Score
17	A	Texas A&M	30 88					67	A	Georgia Tech	48 96	164	H	Southern U.	55 65
								90	A	TCU	60 69	180	A	Louisiana Tech	77 68
												191	A	Grambling	66 69
												191	H	Grambling	44 51
												248	A	Texas Southern	65 72
												248	H	Texas Southern	43 50
												260	A	Alabama St.	54 65
												260	H	Alabama St.	63 60
												287	H	Lamar	80 72
												291	A	Alcorn	65 70
												291	H	Alcorn	58 54
												298	A	Wichita St.	36 64
												303	A	Nicholls St.	81 70
												311	A	Jackson St.	62 52
												311	H	Jackson St.	67 77
												326	N	North Dakota St.	58 79
												331	A	Ark.-Pine Bluff	70 66
												331	H	Ark.-Pine Bluff	70 55
												346	A	Alabama A&M	67 52
												346	H	Alabama A&M	93 72
												349	A	Mississippi Val.	81 50
												349	H	Mississippi Val.	80 57
LAST 12 Division I GAMES:															
291	A	Alcorn	65 70	191	H	Grambling	44 51								
346	H	Alabama A&M	93 72	248	H	Texas Southern	43 50								
260	H	Alabama St.	63 60	260	A	Alabama St.	54 65								
349	A	Mississippi Val.	81 50	346	A	Alabama A&M	67 52								
331	A	Ark.-Pine Bluff	70 66	349	H	Mississippi Val.	80 57								
311	H	Jackson St.	67 77	331	H	Ark.-Pine Bluff	70 55								

Non-Div I Games: Howard Payne 86 46

Prairie View

Loss, Non-Conf, S Site, H Home A Away N Neutral

Presbyterian

Through Games Of March 3, 2016

Average RPI Win:	276	WON-LOST	WINNING	LAST 10	STRENGTH OF	OPP. STRENGTH	TEAM	ADJ.	CONF.	ADJ CONF.
Average RPI Loss:	183	RECORD	PCT. RANK	GAMES	SCHEDULE	OF SCHEDULE	RPI	RPI	RPI	RPI
DIV. I ONLY	13- 12	158	5- 5	320	284	226	226	27	27	
DIV. I NON-CONF.	1- 5	304	0- 0	338	93	342	342	29	29	
TOTALS	RPI 1-25	RPI 26-50	W-L RECORDS	RPI 51-100	RPI 101-150	RPI 150+				
13- 12	0- 0	0- 0	OVERALL	0- 1	1- 3	12- 8				
9- 2	0- 0	0- 0	HOME	0- 0	1- 1	8- 1				
4- 10	0- 0	0- 0	AWAY	0- 1	0- 2	4- 7				
0- 0	0- 0	0- 0	NEUTRAL	0- 0	0- 0	0- 0				
1- 5	0- 0	0- 0	NON-CONFERENCE	0- 1	0- 1	1- 3				
1- 0	0- 0	0- 0	HOME	0- 0	0- 0	1- 0				
0- 5	0- 0	0- 0	AWAY	0- 1	0- 1	0- 3				
0- 0	0- 0	0- 0	NEUTRAL	0- 0	0- 0	0- 0				
12- 7	0- 0	0- 0	CONFERENCE	0- 0	1- 2	11- 5				
8- 2	0- 0	0- 0	HOME	0- 0	1- 1	7- 1				
4- 5	0- 0	0- 0	AWAY	0- 0	0- 1	4- 4				
0- 0	0- 0	0- 0	NEUTRAL	0- 0	0- 0	0- 0				

RPI 1-25				RPI 26-50				RPI 51-100				RPI 101+				Team's RPI: 226	
RPI	S	Opponent	Score	RPI	S	Opponent	Score	RPI	S	Opponent	Score	RPI	S	Opponent	Score		
								71	A	Vanderbilt	38	56	119	A	Virginia Tech	44	58
												121	H	Liberty	60	42	
												136	A	UNC Asheville	59	68	
												136	H	UNC Asheville	63	72	
												158	A	East Carolina	57	84	
												187	A	Gardner-Webb	40	51	
												187	H	Gardner-Webb	60	53	
												190	A	Radford	40	42	
												190	H	Radford	53	64	
												193	A	Colorado	60	72	
												252	A	High Point	47	61	
												252	H	High Point	82	70	
												264	A	Campbell	69	45	
												264	H	Campbell	64	54	
												283	A	Coastal Caro.	47	60	
												283	H	Coastal Caro.	66	42	
												286	A	Kennesaw St.	47	49	
												293	A	Charleston So.	63	49	
												293	H	Charleston So.	52	37	
LAST 12 Division I GAMES:																	
				190	A	Radford	40	42				252	A	High Point	47	61	
				324	H	Winthrop	77	44				317	H	Longwood	75	49	
				283	A	Coastal Caro.	47	60				187	H	Gardner-Webb	60	53	
				264	H	Campbell	64	54				136	A	UNC Asheville	59	68	
				187	A	Gardner-Webb	40	51				283	H	Coastal Caro.	66	42	
				293	H	Charleston So.	52	37				264	A	Campbell	69	45	

Non-Div I Games: Warren Wilson 95 56 Columbia (SC) 104 37 Brevard 70 53

Presbyterian

Loss, Non-Conf, S Site, H Home A Away N Neutral

Average RPI Win: 190		WON-LOST	WINNING	LAST 10	STRENGTH OF	OPP. STRENGTH	TEAM	ADJ.	CONF.	ADJ CONF.
Average RPI Loss: 38		RECORD	PCT. RANK	GAMES	SCHEDULE	OF SCHEDULE	RPI	RPI	RPI	RPI
DIV. I ONLY		21- 4	19	10- 0	152	96	33	33	10	10
DIV. I NON-CONF.		11- 3	54	1- 0	211	52	61	61	12	12
TOTALS		RPI 1-25	RPI 26-50		W-L RECORDS		RPI 51-100	RPI 101-150	RPI 150+	
21- 4	1- 1	0- 2		OVERALL		2- 1	1- 0		17- 0	
11- 0	1- 0	0- 0		HOME		1- 0	1- 0		8- 0	
8- 4	0- 1	0- 2		AWAY		1- 1	0- 0		7- 0	
2- 0	0- 0	0- 0		NEUTRAL		0- 0	0- 0		2- 0	
11- 3	1- 1	0- 1		NON-CONFERENCE		1- 1	1- 0		8- 0	
7- 0	1- 0	0- 0		HOME		1- 0	1- 0		4- 0	
2- 3	0- 1	0- 1		AWAY		0- 1	0- 0		2- 0	
2- 0	0- 0	0- 0		NEUTRAL		0- 0	0- 0		2- 0	
10- 1	0- 0	0- 1		CONFERENCE		1- 0	0- 0		9- 0	
4- 0	0- 0	0- 0		HOME		0- 0	0- 0		4- 0	
6- 1	0- 0	0- 1		AWAY		1- 0	0- 0		5- 0	
0- 0	0- 0	0- 0		NEUTRAL		0- 0	0- 0		0- 0	

RPI 1-25				RPI 26-50				Team's RPI: 33	RPI 51-100				RPI 101+			
RPI	S	Opponent	Score	RPI	S	Opponent	Score		RPI	S	Opponent	Score	RPI	S	Opponent	Score
5	A	Ohio St.	70 90	34	A	Seton Hall	64 71		72	H	Michigan	74 57	127	H	Pittsburgh	61 47
21	H	Duquesne	94 66	35	A	Penn	48 50		79	A	Dayton	81 85	156	A	Cornell	94 57
									100	A	Harvard	92 83	156	H	Cornell	71 51
													159	H	Fordham	55 44
													162	A	Yale	94 81
													162	H	Yale	65 50
													167	A	Marist	77 44
													201	H	Hampton	79 55
													210	A	Brown	83 57
													210	H	Brown	72 53
													220	A	Dartmouth	85 48
													230	A	Columbia	77 48
													230	H	Columbia	86 54
													257	H	Monmouth	81 70
													265	N	Seattle	85 48
													274	H	American	72 34
													284	A	Rider	78 59
													335	N	UC Irvine	83 42
LAST 12 Division I GAMES:																
156	A	Cornell	94 57	100	A	Harvard	92 83									
230	A	Columbia	77 48	220	A	Dartmouth	85 48									
210	A	Brown	83 57	162	H	Yale	65 50									
162	A	Yale	94 81	210	H	Brown	72 53									
230	H	Columbia	86 54	35	A	Penn	48 50									
156	H	Cornell	71 51	201	H	Hampton	79 55									

Non-Div I Games:

Princeton



Providence

Through Games Of March 3, 2016

Average RPI Win:	206	WON-LOST	WINNING	LAST 10	STRENGTH OF	OPP. STRENGTH	TEAM	ADJ.	CONF.	ADJ CONF.
Average RPI Loss:	99	RECORD	PCT. RANK	GAMES	SCHEDULE	OF SCHEDULE	RPI	RPI	RPI	RPI
DIV. I ONLY	5- 23	319	1- 9	69	85	262	262	6	6	
DIV. I NON-CONF.	4- 6	201	0- 0	99	248	199	199	6	6	
TOTALS	RPI 1-25	RPI 26-50	W-L RECORDS	RPI 51-100	RPI 101-150	RPI 150+				
5- 23	0- 2	0- 4	OVERALL	0- 8	1- 3	4- 6				
4- 11	0- 1	0- 2	HOME	0- 4	1- 1	3- 3				
1- 12	0- 1	0- 2	AWAY	0- 4	0- 2	1- 3				
0- 0	0- 0	0- 0	NEUTRAL	0- 0	0- 0	0- 0				
4- 6	0- 0	0- 0	NON-CONFERENCE	0- 2	0- 2	4- 2				
3- 3	0- 0	0- 0	HOME	0- 1	0- 1	3- 1				
1- 3	0- 0	0- 0	AWAY	0- 1	0- 1	1- 1				
0- 0	0- 0	0- 0	NEUTRAL	0- 0	0- 0	0- 0				
1- 17	0- 2	0- 4	CONFERENCE	0- 6	1- 1	0- 4				
1- 8	0- 1	0- 2	HOME	0- 3	1- 0	0- 2				
0- 9	0- 1	0- 2	AWAY	0- 3	0- 1	0- 2				
0- 0	0- 0	0- 0	NEUTRAL	0- 0	0- 0	0- 0				

RPI 1-25				RPI 26-50				RPI 51-100				RPI 101+				Team's RPI: 262	
RPI	S	Opponent	Score	RPI	S	Opponent	Score	RPI	S	Opponent	Score	RPI	S	Opponent	Score		
18	A	DePaul	50 96	34	A	Seton Hall	54 71	52	A	Albany (NY)	58 71	113	H	Boston College	41 67		
18	H	DePaul	68 91	34	H	Seton Hall	54 64	58	A	St. John's (NY)	54 69	119	A	Virginia Tech	46 62		
				47	A	Villanova	39 67	58	H	St. John's (NY)	61 80	130	A	Creighton	48 72		
				47	H	Villanova	47 76	63	H	FGCU	41 50	130	H	Creighton	61 59		
								93	A	Marquette	75 105	156	A	Xavier	47 72		
								93	H	Marquette	85 92	156	H	Xavier	54 62		
								95	A	Georgetown	53 63	194	H	Richmond	50 57		
								95	H	Georgetown	51 82	195	A	Butler	50 65		
												195	H	Butler	67 77		
												206	H	Hartford	69 50		
												208	A	Rhode Island	64 55		
												210	A	Brown	47 57		
												228	H	Bryant	88 78		
												257	H	Monmouth	71 59		
LAST 12 Division I GAMES:																	
				34	A	Seton Hall	54 71	156	A	Xavier	47 72						
				58	A	St. John's (NY)	54 69	47	H	Villanova	47 76						
				93	H	Marquette	85 92	95	H	Georgetown	51 82						
				18	H	DePaul	68 91	18	A	DePaul	50 96						
				130	H	Creighton	61 59	93	A	Marquette	75 105						
				195	A	Butler	50 65	130	A	Creighton	48 72						

Non-Div I Games:

Providence

Loss, Non-Conf, S Site, H Home A Away N Neutral

Average RPI Win:	132	WON-LOST	WINNING	LAST 10	STRENGTH OF	OPP. STRENGTH	TEAM	ADJ.	CONF.	ADJ CONF.
Average RPI Loss:	58	RECORD	PCT. RANK	GAMES	SCHEDULE	OF SCHEDULE	RPI	RPI	RPI	RPI
DIV. I ONLY	20- 10	76	5- 5	71	18	61	61	5	5	
DIV. I NON-CONF.	9- 2	37	0- 0	164	38	77	77	4	4	
TOTALS	RPI 1-25	RPI 26-50	W-L RECORDS	RPI 51-100	RPI 101-150	RPI 150+				
20- 10	1- 5	2- 0	OVERALL	7- 3	4- 1	6- 1				
12- 4	0- 1	2- 0	HOME	5- 2	0- 1	5- 0				
5- 5	0- 3	0- 0	AWAY	2- 1	2- 0	1- 1				
3- 1	1- 1	0- 0	NEUTRAL	0- 0	2- 0	0- 0				
9- 2	1- 1	0- 0	NON-CONFERENCE	3- 0	1- 1	4- 0				
6- 1	0- 0	0- 0	HOME	3- 0	0- 1	3- 0				
1- 0	0- 0	0- 0	AWAY	0- 0	0- 0	1- 0				
2- 1	1- 1	0- 0	NEUTRAL	0- 0	1- 0	0- 0				
11- 8	0- 4	2- 0	CONFERENCE	4- 3	3- 0	2- 1				
6- 3	0- 1	2- 0	HOME	2- 2	0- 0	2- 0				
4- 5	0- 3	0- 0	AWAY	2- 1	2- 0	0- 1				
1- 0	0- 0	0- 0	NEUTRAL	0- 0	1- 0	0- 0				

RPI S	Opponent	Score	RPI S	Opponent	Score	RPI S	Opponent	Score	RPI S	Opponent	Score
5	A Ohio St.	70 90	41	H Indiana	63 53	57	A Iowa	55 63	112	A Northwestern	85 71
7	N Stanford	65 71	50	H Rutgers	74 68	57	H Iowa	90 73	113	H Boston College	56 58
11	A Maryland	59 73				65	H Ball St.	73 63	117	N LSU	69 52
11	H Maryland	67 87				69	H Maine	56 33	128	A Penn St.	88 78
14	N Louisville	62 60				72	A Michigan	65 63	128	N Penn St.	70 59
22	A Michigan St.	56 68				72	H Michigan	61 68	175	H Illinois	69 65
						77	H Minnesota	84 72	186	A Wisconsin	57 64
						79	H Dayton	61 58	186	H Wisconsin	68 48
						97	A Nebraska	68 50	227	H Ill.-Chicago	62 51
						97	H Nebraska	61 62	295	H Jacksonville St.	67 48
									328	A North Florida	70 47
									329	H Incarnate Word	95 27
LAST 12 Division I GAMES:											
128	N Penn St.	70 59	11	A Maryland	59 73						
186	H Wisconsin	68 48	186	A Wisconsin	57 64						
50	H Rutgers	74 68	11	H Maryland	67 87						
97	A Nebraska	68 50	128	A Penn St.	88 78						
57	A Iowa	55 63	22	A Michigan St.	56 68						
72	H Michigan	61 68	57	H Iowa	90 73						

Non-Div I Games:

Purdue

■ Loss, 
■ Non-Conf, S Site, 
■ Home 
■ Away 
N Neutral

Average RPI Win: 226		WON-LOST	WINNING	LAST 10	STRENGTH OF	OPP. STRENGTH	TEAM	ADJ.	CONF.	ADJ CONF.
Average RPI Loss: 139		RECORD	PCT. RANK	GAMES	SCHEDULE	OF SCHEDULE	RPI	RPI	RPI	RPI
DIV. I ONLY		22- 7	44	10- 0	191	245	82	82	23	23
DIV. I NON-CONF.		5- 4	138	0- 0	44	170	78	78	22	22
TOTALS		RPI 1-25	RPI 26-50	W-L RECORDS	RPI 51-100	RPI 101-150	RPI 150+			
22- 7	0- 0		0- 0	OVERALL	1- 4	2- 0	19- 3			
12- 1	0- 0		0- 0	HOME	1- 0	1- 0	10- 1			
10- 5	0- 0		0- 0	AWAY	0- 0	1- 0	9- 1			
0- 1	0- 0		0- 0	NEUTRAL	0- 1	0- 0	0- 0			
5- 4	0- 0		0- 0	NON-CONFERENCE	1- 4	0- 0	4- 0			
3- 0	0- 0		0- 0	HOME	1- 0	0- 0	2- 0			
2- 3	0- 0		0- 0	AWAY	0- 3	0- 0	2- 0			
0- 1	0- 0		0- 0	NEUTRAL	0- 1	0- 0	0- 0			
17- 3	0- 0		0- 0	CONFERENCE	0- 0	2- 0	15- 3			
9- 1	0- 0		0- 0	HOME	0- 0	1- 0	8- 1			
8- 2	0- 0		0- 0	AWAY	0- 0	1- 0	7- 2			
0- 0	0- 0		0- 0	NEUTRAL	0- 0	0- 0	0- 0			

[illegible]

Non-Div I Games:

Quinnipiac

Loss, Non-Conf, S Site, H Home A Away N Neutral

Average RPI Win:	263	WON-LOST	WINNING	LAST 10	STRENGTH OF	OPP. STRENGTH	TEAM	ADJ.	CONF.	ADJ CONF.
Average RPI Loss:	163	RECORD	PCT. RANK	GAMES	SCHEDULE	OF SCHEDULE	RPI	RPI	RPI	RPI
DIV. I ONLY	14- 12	150	6- 4	258	279	190	190	27	27	
DIV. I NON-CONF.	2- 5	253	0- 0	210	96	252	252	29	29	
TOTALS	RPI 1-25	RPI 26-50	W-L RECORDS	RPI 51-100	RPI 101-150	RPI 150+				
14- 12	0- 0	0- 1	OVERALL	0- 0	0- 6	14- 5				
9- 3	0- 0	0- 0	HOME	0- 0	0- 2	9- 1				
5- 9	0- 0	0- 1	AWAY	0- 0	0- 4	5- 4				
0- 0	0- 0	0- 0	NEUTRAL	0- 0	0- 0	0- 0				
2- 5	0- 0	0- 1	NON-CONFERENCE	0- 0	0- 2	2- 2				
2- 0	0- 0	0- 0	HOME	0- 0	0- 0	2- 0				
0- 5	0- 0	0- 1	AWAY	0- 0	0- 2	0- 2				
0- 0	0- 0	0- 0	NEUTRAL	0- 0	0- 0	0- 0				
12- 7	0- 0	0- 0	CONFERENCE	0- 0	0- 4	12- 3				
7- 3	0- 0	0- 0	HOME	0- 0	0- 2	7- 1				
5- 4	0- 0	0- 0	AWAY	0- 0	0- 2	5- 2				
0- 0	0- 0	0- 0	NEUTRAL	0- 0	0- 0	0- 0				

RPI 1-25			RPI 26-50			RPI 51-100			RPI 101+ Team's RPI: 190		
RPI	S	Opponent	Score	RPI	S	Opponent	Score	RPI	S	Opponent	Score
				46	A	North Carolina St.	52 67				
								119	A	Virginia Tech	40 47
								121	A	Liberty	53 67
								121	H	Liberty	43 49
								129	A	Youngstown St.	53 54
								136	A	UNC Asheville	48 58
								136	H	UNC Asheville	46 54
								156	A	Xavier	56 63
								170	H	George Mason	66 63
								181	H	Davidson	79 68
								187	A	Gardner-Webb	50 54
								187	H	Gardner-Webb	54 51
								226	A	Presbyterian	64 53
								226	H	Presbyterian	42 40
								252	A	High Point	66 71
								252	H	High Point	54 56
								264	H	Campbell	62 59
								283	A	Coastal Caro.	49 36
								283	H	Coastal Caro.	61 45
								293	A	Charleston So.	61 50
								293	H	Charleston So.	55 40
								305	A	Wofford	70 79
								317	A	Longwood	79 67
								317	H	Longwood	80 64
								324	A	Winthrop	67 38
								324	H	Winthrop	66 44
LAST 12 Division I GAMES:											
				226	H	Presbyterian	42 40				
				324	A	Winthrop	67 38				
				317	H	Longwood	80 64				
				136	A	UNC Asheville	48 58				
				293	A	Charleston So.	61 50				
				187	H	Gardner-Webb	54 51				
				121	A	Liberty	53 67				
				283	A	Coastal Caro.	49 36				
				136	H	UNC Asheville	46 54				
				252	H	High Point	54 56				
				187	A	Gardner-Webb	50 54				
				293	H	Charleston So.	55 40				

Non-Div I Games: Concord 92 36 Lees-McRae 84 39

Radford

Loss, Non-Conf, S Site, H Home A Away N Neutral

## Rhode Island

Through Games Of March 3, 2016

Average RPI Win:	231	WON-LOST	WINNING	LAST 10	STRENGTH OF	OPP. STRENGTH	TEAM	ADJ.	CONF.	ADJ CONF.
Average RPI Loss:	109	RECORD	PCT. RANK	GAMES	SCHEDULE	OF SCHEDULE	RPI	RPI	RPI	RPI
DIV. I ONLY	12- 17	226	2- 8	185	100	208	208	7	7	
DIV. I NON-CONF.	6- 6	160	0- 0	292	190	231	231	8	8	
TOTALS	RPI 1-25	RPI 26-50	W-L RECORDS	RPI 51-100	RPI 101-150	RPI 150+				
12- 17	0- 3	0- 2	OVERALL	1- 4	1- 2	10- 6				
5- 9	0- 2	0- 1	HOME	1- 3	0- 0	4- 3				
6- 7	0- 1	0- 1	AWAY	0- 1	0- 2	6- 2				
1- 1	0- 0	0- 0	NEUTRAL	0- 0	1- 0	0- 1				
6- 6	0- 1	0- 0	NON-CONFERENCE	1- 1	0- 1	5- 3				
3- 3	0- 1	0- 0	HOME	1- 1	0- 0	2- 1				
3- 2	0- 0	0- 0	AWAY	0- 0	0- 1	3- 1				
0- 1	0- 0	0- 0	NEUTRAL	0- 0	0- 0	0- 1				
6- 11	0- 2	0- 2	CONFERENCE	0- 3	1- 1	5- 3				
2- 6	0- 1	0- 1	HOME	0- 2	0- 0	2- 2				
3- 5	0- 1	0- 1	AWAY	0- 1	0- 1	3- 1				
1- 0	0- 0	0- 0	NEUTRAL	0- 0	1- 0	0- 0				

RPI	S	Opponent	Score	RPI	S	Opponent	Score	RPI	S	Opponent	Score	RPI	S	Opponent	Score	Team's RPI: 208
16	H	Syracuse	54 57	27	H	St. Bonaventure	56 69	52	H	Albany (NY)	58 67	111	A	Saint Joseph's	63 74	
21	A	Duquesne	56 61	37	A	George Washington	52 68	53	A	Saint Louis	60 77	111	N	Saint Joseph's	81 76	
21	H	Duquesne	70 79					75	H	VCU	36 49	140	A	Marshall	62 72	
								79	H	Dayton	53 67	159	A	Fordham	42 50	
								100	H	Harvard	56 52	170	H	George Mason	65 68	
												181	H	Davidson	78 62	
												194	A	Richmond	57 50	
												201	N	Hampton	54 59	
												210	A	Brown	63 67	
												213	A	Massachusetts	80 79	
												213	H	Massachusetts	64 71	
												220	A	Dartmouth	57 41	
												230	H	Columbia	57 56	
												262	H	Providence	55 64	
												279	A	La Salle	72 61	
												279	H	La Salle	62 52	
												310	A	FIU	68 50	
												320	H	UMass Lowell	72 64	
												340	A	Boston U.	57 41	
LAST 12 Division I GAMES:																
111	N	Saint Joseph's	81 76	21	A	Duquesne	56 61									
53	A	Saint Louis	60 77	79	H	Dayton	53 67									
213	H	Massachusetts	64 71	279	H	La Salle	62 52									
111	A	Saint Joseph's	63 74	159	A	Fordham	42 50									
75	H	VCU	36 49	213	A	Massachusetts	80 79									
170	H	George Mason	65 68	181	H	Davidson	78 62									

R  
h  
o  
d  
e  
I  
s  
l  
a  
n  
dR  
h  
o  
d  
e  
I  
s  
l  
a  
n  
d

Non-Div I Games:

Rhode Island

■ Loss, 
■ Non-Conf, 
■ S Site, 
■ H Home 
■ A Away 
N Neutral

Average RPI Win:	221	WON-LOST	WINNING	LAST 10	STRENGTH OF	OPP. STRENGTH	TEAM	ADJ.	CONF.	ADJ CONF.
Average RPI Loss:	129	RECORD	PCT. RANK	GAMES	SCHEDULE	OF SCHEDULE	RPI	RPI	RPI	RPI
DIV. I ONLY	8- 20	285	5- 5	90	129	225	225	12	12	
DIV. I NON-CONF.	1- 10	330	0- 0	67	165	260	260	11	11	
TOTALS	RPI 1-25	RPI 26-50	W-L RECORDS	RPI 51-100	RPI 101-150	RPI 150+				
8- 20	0- 3	0- 2	OVERALL	0- 4	1- 1	7- 10				
4- 10	0- 1	0- 1	HOME	0- 3	1- 0	3- 5				
4- 10	0- 2	0- 1	AWAY	0- 1	0- 1	4- 5				
0- 0	0- 0	0- 0	NEUTRAL	0- 0	0- 0	0- 0				
1- 10	0- 3	0- 0	NON-CONFERENCE	0- 1	0- 0	1- 6				
0- 5	0- 1	0- 0	HOME	0- 1	0- 0	0- 3				
1- 5	0- 2	0- 0	AWAY	0- 0	0- 0	1- 3				
0- 0	0- 0	0- 0	NEUTRAL	0- 0	0- 0	0- 0				
7- 10	0- 0	0- 2	CONFERENCE	0- 3	1- 1	6- 4				
4- 5	0- 0	0- 1	HOME	0- 2	1- 0	3- 2				
3- 5	0- 0	0- 1	AWAY	0- 1	0- 1	3- 2				
0- 0	0- 0	0- 0	NEUTRAL	0- 0	0- 0	0- 0				

RPI 1-25				RPI 26-50				RPI 51-100				RPI 101+ Team's RPI: 225			
RPI	S	Opponent	Score	RPI	S	Opponent	Score	RPI	S	Opponent	Score	RPI	S	Opponent	Score
2	A	Baylor	38 89	30	H	UTEP	54 60	62	H	Middle Tenn.	60 61	140	A	Marshall	52 81
6	H	Texas	47 70	39	A	Western Ky.	49 52	76	A	Charlotte	63 68	150	H	Old Dominion	68 46
13	A	Kentucky	39 72					76	H	Charlotte	58 69	151	A	McNeese St.	53 61
								100	H	Harvard	61 67	153	H	UAB	55 64
												163	A	Southern Miss.	62 68
												163	H	Southern Miss.	49 59
												172	H	Loyola Chicago	50 57
												178	A	Fla. Atlantic	75 54
												180	A	Louisiana Tech	61 63
												180	H	Louisiana Tech	84 77
												202	A	SFA	45 59
												222	A	Sam Houston St.	58 46
												240	A	North Texas	79 73
												240	H	North Texas	100 97
												247	H	UTSA	49 48
												248	H	Texas Southern	66 69
												282	H	Houston	59 62
												310	A	FIU	68 62
												319	A	A&M-Corpus Christi	55 60
LAST 12 Division I GAMES:															
76	A	Charlotte	63 68	76	H	Charlotte	58 69								
180	H	Louisiana Tech	84 77	163	A	Southern Miss.	62 68								
163	H	Southern Miss.	49 59	180	A	Louisiana Tech	61 63								
310	A	FIU	68 62	240	A	North Texas	79 73								
178	A	Fla. Atlantic	75 54	62	H	Middle Tenn.	60 61								
150	H	Old Dominion	68 46	153	H	UAB	55 64								

Non-Div I Games:

Rice

■ Loss, 
 ■ Non-Conf, 
 ■ S Site, 
 ■ Home 
 ■ A Away 
 N Neutral

Average RPI Win: <b>213</b>	WON-LOST	WINNING	LAST 10	STRENGTH OF	OPP. STRENGTH	TEAM	ADJ.	CONF.	ADJ CONF.
Average RPI Loss: <b>103</b>	RECORD	PCT. RANK	GAMES	SCHEDULE	OF SCHEDULE	RPI	RPI	RPI	RPI
DIV. I ONLY	<b>13- 18</b>	<b>222</b>	<b>4- 6</b>	<b>149</b>	<b>92</b>	<b>194</b>	<b>194</b>	<b>7</b>	<b>7</b>
DIV. I NON-CONF.	<b>7- 6</b>	<b>156</b>	<b>0- 0</b>	<b>293</b>	<b>152</b>	<b>217</b>	<b>217</b>	<b>8</b>	<b>8</b>
TOTALS	RPI 1-25	RPI 26-50	W-L RECORDS	RPI 51-100	RPI 101-150	RPI 150+			
13- 18	0- 1	0- 4	OVERALL	1- 5	1- 4	11- 4			
6- 8	0- 1	0- 2	HOME	1- 1	1- 1	4- 3			
4- 8	0- 0	0- 2	AWAY	0- 2	0- 3	4- 1			
3- 2	0- 0	0- 0	NEUTRAL	0- 2	0- 0	3- 0			
7- 6	0- 0	0- 1	NON-CONFERENCE	0- 1	1- 2	6- 2			
4- 2	0- 0	0- 1	HOME	0- 0	1- 0	3- 1			
1- 3	0- 0	0- 0	AWAY	0- 0	0- 2	1- 1			
2- 1	0- 0	0- 0	NEUTRAL	0- 1	0- 0	2- 0			
6- 12	0- 1	0- 3	CONFERENCE	1- 4	0- 2	5- 2			
2- 6	0- 1	0- 1	HOME	1- 1	0- 1	1- 2			
3- 5	0- 0	0- 2	AWAY	0- 2	0- 1	3- 0			
1- 1	0- 0	0- 0	NEUTRAL	0- 1	0- 0	1- 0			

RPI	S	Opponent	Score	RPI	S	Opponent	Score	RPI	S	Opponent	Score	RPI	S	Opponent	Score	Team's RPI: 194
21	H	Duquesne	44 <b>65</b>	27	A	St. Bonaventure	43 <b>66</b>	53	A	Saint Louis	48 <b>73</b>	103	A	Virginia	51 <b>71</b>	
				36	H	James Madison	47 <b>73</b>	75	A	VCU	42 <b>53</b>	111	A	Saint Joseph's	53 <b>64</b>	
				37	A	George Washington	53 <b>55</b>	75	H	VCU	62 50	111	H	Saint Joseph's	57 <b>59</b>	
				37	H	George Washington	47 <b>62</b>	75	N	VCU	42 <b>62</b>	137	A	Wake Forest	33 <b>43</b>	
								79	H	Dayton	48 <b>60</b>	150	H	Old Dominion	62 57	
								93	N	Marquette	80 <b>98</b>	159	H	Fordham	52 48	
												170	A	George Mason	57 50	
												181	H	Davidson	59 <b>67</b>	
												181	N	Davidson	70 51	
												183	H	Eastern Ky.	81 62	
												200	H	William & Mary	56 50	
												208	H	Rhode Island	50 <b>57</b>	
												209	H	Furman	62 <b>69</b>	
												213	A	Massachusetts	74 68	
												262	A	Providence	57 50	
												266	A	Appalachian St.	59 <b>73</b>	
												270	H	UNCW	63 53	
												279	A	La Salle	60 43	
												298	N	Wichita St.	63 50	
												325	N	Lafayette	54 46	
LAST 12 Division I GAMES:																
				75	N	VCU	42 <b>62</b>	75	H	VCU	62 50					
				181	N	Davidson	70 51	181	H	Davidson	59 <b>67</b>					
				111	H	Saint Joseph's	57 <b>59</b>	37	H	George Washington	47 <b>62</b>					
				37	A	George Washington	53 <b>55</b>	53	A	Saint Louis	48 <b>73</b>					
				170	A	George Mason	57 50	27	A	St. Bonaventure	43 <b>66</b>					
				159	H	Fordham	52 48	21	H	Duquesne	44 <b>65</b>					

Non-Div I Games:

Richmond

  Loss, 
  Non-Conf, 
  S Site, 
  H Home 
  A Away 
N Neutral

Average RPI Win: <b>285</b>	WON-LOST	WINNING	LAST 10	STRENGTH OF	OPP. STRENGTH	TEAM	ADJ.	CONF.	ADJ CONF.
Average RPI Loss: <b>169</b>	RECORD	PCT. RANK	GAMES	SCHEDULE	OF SCHEDULE	RPI	RPI	RPI	RPI
DIV. I ONLY	8- 22	291	4- 6	199	280	284	284	23	23
DIV. I NON-CONF.	3- 6	234	0- 0	83	316	204	204	22	22
TOTALS	RPI 1-25	RPI 26-50	W-L RECORDS	RPI 51-100	RPI 101-150	RPI 150+			
8- 22	0- 0	0- 1	OVERALL	0- 4	0- 3	8- 14			
4- 9	0- 0	0- 1	HOME	0- 1	0- 1	4- 6			
4- 11	0- 0	0- 0	AWAY	0- 2	0- 2	4- 7			
0- 2	0- 0	0- 0	NEUTRAL	0- 1	0- 0	0- 1			
3- 6	0- 0	0- 1	NON-CONFERENCE	0- 2	0- 1	3- 2			
2- 1	0- 0	0- 1	HOME	0- 0	0- 0	2- 0			
1- 3	0- 0	0- 0	AWAY	0- 1	0- 1	1- 1			
0- 2	0- 0	0- 0	NEUTRAL	0- 1	0- 0	0- 1			
5- 16	0- 0	0- 0	CONFERENCE	0- 2	0- 2	5- 12			
2- 8	0- 0	0- 0	HOME	0- 1	0- 1	2- 6			
3- 8	0- 0	0- 0	AWAY	0- 1	0- 1	3- 6			
0- 0	0- 0	0- 0	NEUTRAL	0- 0	0- 0	0- 0			

RPI S	Opponent	Score	RPI S	Opponent	Score	RPI S	Opponent	Score	RPI S	Opponent	Score	Team's RPI: 284
			33 H	Princeton	59 78	70 A	Army West Point	42 57	124 A	Iona	46 59	
						74 N	Central Mich.	58 76	124 H	Iona	48 67	
						82 A	Quinnipiac	51 64	127 A	Pittsburgh	44 75	
						82 H	Quinnipiac	47 65	167 A	Marist	54 66	
									167 H	Marist	56 74	
									176 A	UMBC	53 58	
									176 N	UMBC	58 67	
									185 A	Fairfield	56 63	
									185 H	Fairfield	39 55	
									218 H	Lehigh	61 60	
									221 A	Siena	45 66	
									221 A	Siena	76 79	
									221 H	Siena	70 58	
									224 A	Canisius	49 60	
									224 H	Canisius	64 73	
									243 A	Manhattan	56 49	
									243 H	Manhattan	70 74	
									257 A	Monmouth	61 76	
									257 H	Monmouth	75 87	
									289 H	Towson	78 72	
									292 A	Niagara	76 72	
									292 H	Niagara	57 67	
									337 A	St. Francis Brooklyn	71 59	
									339 A	Saint Peter's	68 67	
									339 H	Saint Peter's	57 48	
LAST 12 Division I GAMES:												
221 A	Siena	76 79	224 A	Canisius	49 60							
243 A	Manhattan	56 49	339 A	Saint Peter's	68 67							
257 A	Monmouth	61 76	124 H	Iona	48 67							
82 H	Quinnipiac	47 65	167 H	Marist	56 74							
339 H	Saint Peter's	57 48	185 A	Fairfield	56 63							
292 A	Niagara	76 72	243 H	Manhattan	70 74							

Non-Div I Games:

Rider

■ Loss, 
 ■ Non-Conf, 
 ■ S Site, 
 ■ H Home 
 ■ A Away 
 N Neutral



Average RPI Win:	<b>283</b>	WON-LOST	WINNING	LAST 10	STRENGTH OF	OPP. STRENGTH	TEAM	ADJ.	CONF.	ADJ CONF.
Average RPI Loss:	<b>196</b>	RECORD	PCT. RANK	GAMES	SCHEDULE	OF SCHEDULE	RPI	RPI	RPI	RPI
DIV. I ONLY	<b>16- 12</b>	<b>135</b>	<b>6- 4</b>	<b>314</b>	<b>330</b>	<b>203</b>	<b>203</b>	<b>30</b>	<b>30</b>	
DIV. I NON-CONF.	<b>5- 5</b>	<b>160</b>	<b>0- 0</b>	<b>184</b>	<b>134</b>	<b>138</b>	<b>138</b>	<b>32</b>	<b>32</b>	
TOTALS	RPI 1-25	RPI 26-50	W-L RECORDS	RPI 51-100	RPI 101-150	RPI 150+				
16- 12	0- 1	0- 0	OVERALL	0- 2	0- 2	16- 7				
9- 3	0- 0	0- 0	HOME	0- 0	0- 1	9- 2				
7- 9	0- 0	0- 0	AWAY	0- 0	0- 0	7- 0				
0- 0	0- 0	0- 0	NEUTRAL	0- 0	0- 0	0- 0				
5- 5	0- 1	0- 0	NON-CONFERENCE	0- 2	0- 2	5- 0				
2- 1	0- 0	0- 0	HOME	0- 0	0- 1	2- 0				
3- 4	0- 1	0- 0	AWAY	0- 2	0- 1	3- 0				
0- 0	0- 0	0- 0	NEUTRAL	0- 0	0- 0	0- 0				
11- 7	0- 0	0- 0	CONFERENCE	0- 0	0- 0	11- 7				
7- 2	0- 0	0- 0	HOME	0- 0	0- 0	7- 2				
4- 5	0- 0	0- 0	AWAY	0- 0	0- 0	4- 5				
0- 0	0- 0	0- 0	NEUTRAL	0- 0	0- 0	0- 0				

RPI 1-25				RPI 26-50				RPI 51-100				RPI 101+ Team's RPI: 203			
RPI	S	Opponent	Score	RPI	S	Opponent	Score	RPI	S	Opponent	Score	RPI	S	Opponent	Score
20	A	Florida	52 <b>79</b>					57	A	Iowa	50 <b>69</b>	129	A	Youngstown St.	46 <b>55</b>
								76	A	Charlotte	73 <b>94</b>	135	H	Northern Ky.	70 <b>72</b>
												165	H	Delaware	53 50
												199	A	Sacred Heart	52 <b>62</b>
												199	H	Sacred Heart	78 63
												228	A	Bryant	65 <b>71</b>
												228	H	Bryant	55 53
												254	H	Morgan St.	76 44
												257	A	Monmouth	60 47
												263	A	Saint Francis (PA)	54 <b>62</b>
												263	H	Saint Francis (PA)	57 43
												276	A	Central Conn. St.	39 <b>48</b>
												276	H	Central Conn. St.	72 55
												279	A	La Salle	76 45
												294	A	Ga. Southern	64 49
												315	A	Fairleigh Dickinson	52 <b>60</b>
												315	H	Fairleigh Dickinson	68 <b>83</b>
												318	A	Mt. St. Mary's	74 67
												318	H	Mt. St. Mary's	61 56
												327	A	LIU Brooklyn	52 49
												327	H	LIU Brooklyn	69 53
												337	A	St. Francis Brooklyn	62 53
												337	H	St. Francis Brooklyn	65 <b>72</b>
												343	A	Wagner	79 49
												343	H	Wagner	64 44
LAST 12 Division I GAMES:															
263	H	Saint Francis (PA)	57 43	276	H	Central Conn. St.	72 55								
343	A	Wagner	79 49	228	H	Bryant	55 53								
327	H	LIU Brooklyn	69 53	318	A	Mt. St. Mary's	74 67								
337	H	St. Francis Brooklyn	65 <b>72</b>	263	A	Saint Francis (PA)	54 <b>62</b>								
199	A	Sacred Heart	52 <b>62</b>	276	A	Central Conn. St.	39 <b>48</b>								
315	A	Fairleigh Dickinson	52 <b>60</b>	228	A	Bryant	65 <b>71</b>								

Non-Div I Games: West Va. Wesleyan 124 59

Robert Morris

■ Loss, 
 ■ Non-Conf, 
 ■ S Site, 
 ■ Home 
 ■ A Away 
 N Neutral

Average RPI Win:	120	WON-LOST	WINNING	LAST 10	STRENGTH OF	OPP. STRENGTH	TEAM	ADJ.	CONF.	ADJ CONF.
Average RPI Loss:	39	RECORD	PCT. RANK	GAMES	SCHEDULE	OF SCHEDULE	RPI	RPI	RPI	RPI
DIV. I ONLY	18- 13	130	6- 4	15	15	50	50	5	5	
DIV. I NON-CONF.	9- 3	69	0- 0	26	10	16	16	4	4	
TOTALS	RPI 1-25	RPI 26-50	W-L RECORDS	RPI 51-100	RPI 101-150	RPI 150+				
18- 13	1- 6	0- 2	OVERALL	6- 5	7- 0	4- 0				
11- 4	0- 3	0- 0	HOME	4- 1	4- 0	3- 0				
3- 9	0- 3	0- 2	AWAY	0- 4	2- 0	1- 0				
4- 0	1- 0	0- 0	NEUTRAL	2- 0	1- 0	0- 0				
9- 3	1- 1	0- 1	NON-CONFERENCE	2- 1	5- 0	1- 0				
5- 1	0- 0	0- 0	HOME	1- 1	3- 0	1- 0				
1- 2	0- 1	0- 1	AWAY	0- 0	1- 0	0- 0				
3- 0	1- 0	0- 0	NEUTRAL	1- 0	1- 0	0- 0				
9- 10	0- 5	0- 1	CONFERENCE	4- 4	2- 0	3- 0				
6- 3	0- 3	0- 0	HOME	3- 0	1- 0	2- 0				
2- 7	0- 2	0- 1	AWAY	0- 4	1- 0	1- 0				
1- 0	0- 0	0- 0	NEUTRAL	1- 0	0- 0	0- 0				

RPI 1-25				RPI 26-50				Team's RPI: 50	RPI 51-100				RPI 101+			
RPI	S	Opponent	Score	RPI	S	Opponent	Score		RPI	S	Opponent	Score	RPI	S	Opponent	Score
5	A	Ohio St.	78 90	34	A	Seton Hall	49 77		57	A	Iowa	65 69	103	N	Virginia	60 48
5	H	Ohio St.	58 67	41	A	Indiana	48 64		58	H	St. John's (NY)	62 69	111	A	Saint Joseph's	78 65
11	H	Maryland	59 73						61	A	Purdue	68 74	112	H	Northwestern	61 59
12	A	Florida St.	43 65						66	H	Temple	61 51	117	H	LSU	69 57
19	N	Green Bay	54 43						72	H	Michigan	72 50	124	H	Iona	58 33
22	A	Michigan St.	48 59						77	A	Minnesota	72 85	128	A	Penn St.	74 62
22	H	Michigan St.	67 70						77	H	Minnesota	66 55	138	H	Arkansas	60 40
									80	N	Tulane	75 51	175	A	Illinois	63 56
									97	A	Nebraska	54 65	175	H	Illinois	67 54
									97	H	Nebraska	66 56	186	H	Wisconsin	61 41
									97	N	Nebraska	66 63	290	H	Savannah St.	65 26
LAST 12 Division I GAMES:																
				97	N	Nebraska	66 63		112	H	Northwestern	61 59				
				72	H	Michigan	72 50		128	A	Penn St.	74 62				
				61	A	Purdue	68 74		77	A	Minnesota	72 85				
				11	H	Maryland	59 73		97	H	Nebraska	66 56				
				22	H	Michigan St.	67 70		41	A	Indiana	48 64				
				175	A	Illinois	63 56		5	H	Ohio St.	58 67				

Non-Div I Games:

Rutgers

■ Loss, 
 ■ Non-Conf, S Site, 
 ■ Home 
 ■ Away 
 N Neutral

Average RPI Win:	246	WON-LOST	WINNING	LAST 10	STRENGTH OF	OPP. STRENGTH	TEAM	ADJ.	CONF.	ADJ CONF.
Average RPI Loss:	178	RECORD	PCT. RANK	GAMES	SCHEDULE	OF SCHEDULE	RPI	RPI	RPI	RPI
DIV. I ONLY	14- 11	141	9- 1	287	264	202	202	26	26	
DIV. I NON-CONF.	3- 5	218	0- 0	149	214	211	211	26	26	
TOTALS	RPI 1-25	RPI 26-50	W-L RECORDS	RPI 51-100	RPI 101-150	RPI 150+				
14- 11	0- 0	0- 0	OVERALL	0- 2	2- 4	12- 5				
7- 4	0- 0	0- 0	HOME	0- 1	1- 2	6- 1				
5- 5	0- 0	0- 0	AWAY	0- 1	0- 0	5- 3				
2- 2	0- 0	0- 0	NEUTRAL	0- 0	1- 1	1- 1				
3- 5	0- 0	0- 0	NON-CONFERENCE	0- 1	1- 2	2- 2				
1- 1	0- 0	0- 0	HOME	0- 0	0- 1	1- 0				
0- 2	0- 0	0- 0	AWAY	0- 1	0- 0	0- 1				
2- 2	0- 0	0- 0	NEUTRAL	0- 0	1- 1	1- 1				
11- 6	0- 0	0- 0	CONFERENCE	0- 1	1- 2	10- 3				
6- 3	0- 0	0- 0	HOME	0- 1	1- 1	5- 1				
5- 3	0- 0	0- 0	AWAY	0- 0	0- 1	5- 2				
0- 0	0- 0	0- 0	NEUTRAL	0- 0	0- 0	0- 0				

RPI S	Opponent	Score	RPI S	Opponent	Score	RPI S	Opponent	Score	RPI S	Opponent	Score	Team's RPI: 202
73	H Abilene Christian	70	85	90	A TCU	55	88	107	H Central Ark.	53	55	
								115	N IUPUI	55	62	
								120	A Northwestern St.	51	72	
								120	H Northwestern St.	68	52	
								139	H UT Arlington	63	67	
								143	N SIUE	82	74	
								151	H McNeese St.	80	55	
								180	A Louisiana Tech	44	76	
								198	N Weber St.	46	56	
								214	N Indiana St.	71	62	
								222	H Sam Houston St.	70	63	
								225	H Rice	59	45	
								242	A Houston Baptist	64	50	
								242	H Houston Baptist	66	54	
								287	A Lamar	79	77	
								287	H Lamar	60	64	
								303	A Nicholls St.	89	67	
								312	A Southeastern La.	56	65	
								319	A A&M-Corpus Christi	71	66	
								319	H A&M-Corpus Christi	72	59	
								329	A Incarnate Word	82	66	
								329	H Incarnate Word	74	62	
								332	A New Orleans	57	58	
LAST 12 Division I GAMES:												
120	A Northwestern St.	51	72	329	H Incarnate Word	74	62					
242	H Houston Baptist	66	54	242	A Houston Baptist	64	50					
329	A Incarnate Word	82	66	120	H Northwestern St.	68	52					
303	A Nicholls St.	89	67	319	A A&M-Corpus Christi	71	66					
287	A Lamar	79	77	222	H Sam Houston St.	70	63					
319	H A&M-Corpus Christi	72	59	287	H Lamar	60	64					

Non-Div I Games: Texas-Tyler 91 69 Tex. A&M-Commerce 75 65 LSU-Shreveport 94 39

SFA

Loss, Non-Conf, S Site, H Home A Away N Neutral

S  
I  
U  
E

SIUE				Through Games Of March 3, 2016						
Average RPI Win:	250	WON-LOST	WINNING	LAST 10	STRENGTH OF	OPP. STRENGTH	TEAM	ADJ.	CONF.	ADJ CONF.
Average RPI Loss:	149	RECORD	PCT. RANK	GAMES	SCHEDULE	OF SCHEDULE	RPI	RPI	RPI	RPI
DIV. I ONLY	18- 12	118	7- 3	230	255	143	143	24	24	
DIV. I NON-CONF.	5- 8	209	0- 0	130	251	180	180	23	23	
-----										
TOTALS	RPI 1-25	RPI 26-50	W-L RECORDS	RPI 51-100	RPI 101-150	RPI 150+				
18- 12	0- 1	0- 1	OVERALL	2- 1	0- 4	16- 5				
9- 3	0- 0	0- 0	HOME	2- 0	0- 2	7- 1				
8- 8	0- 1	0- 1	AWAY	0- 1	0- 2	8- 3				
1- 1	0- 0	0- 0	NEUTRAL	0- 0	0- 0	1- 1				
5- 8	0- 1	0- 1	NON-CONFERENCE	1- 1	0- 2	4- 3				
3- 1	0- 0	0- 0	HOME	1- 0	0- 1	2- 0				
2- 6	0- 1	0- 1	AWAY	0- 1	0- 1	2- 2				
0- 1	0- 0	0- 0	NEUTRAL	0- 0	0- 0	0- 1				
13- 4	0- 0	0- 0	CONFERENCE	1- 0	0- 2	12- 2				
6- 2	0- 0	0- 0	HOME	1- 0	0- 1	5- 1				
6- 2	0- 0	0- 0	AWAY	0- 0	0- 1	6- 1				
1- 0	0- 0	0- 0	NEUTRAL	0- 0	0- 0	1- 0				

S  
I  
U  
E

RPI 1-25				RPI 26-50				RPI 51-100				RPI 101+ Team's RPI: 143			
RPI	S	Opponent	Score	RPI	S	Opponent	Score	RPI	S	Opponent	Score	RPI	S	Opponent	Score
23	A	Oklahoma St.	61 86	45	A	Missouri	46 75	53	H	Saint Louis	71 64	101	A	UT Martin	50 86
								74	A	Central Mich.	65 78	101	H	UT Martin	79 85
								88	H	Belmont	73 60	115	H	IUPUI	67 85
												134	A	Southern Ill.	57 71
												183	H	Eastern Ky.	89 74
												202	N	SFA	74 82
												223	A	Western Ill.	74 78
												235	A	Southeast Mo. St.	89 75
												235	H	Southeast Mo. St.	80 73
												235	N	Southeast Mo. St.	80 76
												249	H	Northern Ill.	93 67
												253	A	Valparaiso	56 69
												258	A	Tennessee St.	61 73
												259	A	Murray St.	64 61
												259	H	Murray St.	76 79
												261	H	Omaha	90 86
												268	A	Austin Peay	72 61
												268	H	Austin Peay	94 75
												278	A	Tennessee Tech	83 68
												295	A	Jacksonville St.	62 57
												301	A	UMKC	63 58
												307	H	Morehead St.	90 81
												313	A	Illinois St.	65 57
												338	A	Eastern Ill.	66 56
												338	H	Eastern Ill.	87 75
-----															
LAST 12 Division I GAMES:															
235	N	Southeast Mo. St.	80 76	101	H	UT Martin	79 85	338	H	Eastern Ill.	87 75	268	A	Austin Peay	72 61
338	A	Eastern Ill.	66 56	268	A	Austin Peay	72 61	259	A	Murray St.	64 61	235	H	Southeast Mo. St.	80 73
235	A	Southeast Mo. St.	89 75	235	H	Southeast Mo. St.	80 73	183	H	Eastern Ky.	89 74				
101	A	UT Martin	50 86												
268	H	Austin Peay	94 75												
259	H	Murray St.	76 79												

Non-Div I Games:

SIUE

SMU				STRENGTH OF		OPP. STRENGTH	TEAM	ADJ.	CONF.	ADJ CONF.
Average RPI Win:	191	WON-LOST	WINNING	LAST 10	SCHEDULE	OF SCHEDULE	RPI	RPI	RPI	RPI
Average RPI Loss:	102	RECORD	PCT. RANK	GAMES						
DIV. I ONLY	12- 17	226	3- 7	129	70	188	188	8	8	
DIV. I NON-CONF.	5- 6	180	0- 0	140	29	189	189	7	7	
-----										
TOTALS	RPI 1-25	RPI 26-50	W-L RECORDS	RPI 51-100	RPI 101-150	RPI 150+				
12- 17	0- 6	0- 1	OVERALL	1- 4	3- 0	8- 6				
8- 7	0- 3	0- 0	HOME	1- 2	2- 0	5- 2				
2- 9	0- 3	0- 0	AWAY	0- 2	0- 0	2- 4				
2- 1	0- 0	0- 1	NEUTRAL	0- 0	1- 0	1- 0				
5- 6	0- 2	0- 1	NON-CONFERENCE	0- 1	2- 0	3- 2				
3- 3	0- 1	0- 0	HOME	0- 1	1- 0	2- 1				
0- 2	0- 1	0- 0	AWAY	0- 0	0- 0	0- 1				
2- 1	0- 0	0- 1	NEUTRAL	0- 0	1- 0	1- 0				
7- 11	0- 4	0- 0	CONFERENCE	1- 3	1- 0	5- 4				
5- 4	0- 2	0- 0	HOME	1- 1	1- 0	3- 1				
2- 7	0- 2	0- 0	AWAY	0- 2	0- 0	2- 3				
0- 0	0- 0	0- 0	NEUTRAL	0- 0	0- 0	0- 0				

RPI 1-25				RPI 26-50				RPI 51-100				RPI 101+ Team's RPI: 188			
RPI	S	Opponent	Score	RPI	S	Opponent	Score	RPI	S	Opponent	Score	RPI	S	Opponent	Score
3	A	UConn	41 88	28	N	Mississippi St.	70 72	66	A	Temple	35 55	104	H	Memphis	58 49
3	H	UConn	37 90					66	H	Temple	69 67	118	N	Arizona	58 46
8	H	Arizona St.	57 64					80	A	Tulane	64 76	120	H	Northwestern St.	74 36
17	A	Texas A&M	55 67					80	H	Tulane	42 54	158	A	East Carolina	61 78
25	A	South Fla.	56 83					90	H	TCU	79 89	158	H	East Carolina	74 67
25	H	South Fla.	48 66									171	H	New Mexico	58 63
												179	A	Tulsa	54 56
												179	H	Tulsa	62 45
												187	N	Gardner-Webb	69 61
												219	A	Cincinnati	73 55
												238	H	Kansas	73 64
												240	A	North Texas	57 60
												273	A	UCF	54 66
												273	H	UCF	65 50
												282	A	Houston	50 48
												282	H	Houston	54 63
												342	H	Cal St. Fullerton	74 53
LAST 12 Division I GAMES:															
158	A	East Carolina	61 78	158	H	East Carolina	74 67								
282	H	Houston	54 63	273	H	UCF	65 50								
3	A	UConn	41 88	66	A	Temple	35 55								
273	A	UCF	54 66	25	H	South Fla.	48 66								
179	H	Tulsa	62 45	219	A	Cincinnati	73 55								
80	A	Tulane	64 76	3	H	UConn	37 90								

Non-Div I Games:

SMU

■ Loss, 
 ■ Non-Conf, 
 ■ S Site, 
 ■ Home 
 ■ A Away 
 N Neutral

Average RPI Win:	238	WON-LOST	WINNING	LAST 10	STRENGTH OF	OPP. STRENGTH	TEAM	ADJ.	CONF.	ADJ CONF.
Average RPI Loss:	128	RECORD	PCT. RANK	GAMES	SCHEDULE	OF SCHEDULE	RPI	RPI	RPI	RPI
DIV. I ONLY	12- 16	216	5- 5	83	258	169	169	20	20	
DIV. I NON-CONF.	3- 8	258	0- 0	91	129	202	202	24	24	
TOTALS	RPI 1-25	RPI 26-50	W-L RECORDS	RPI 51-100	RPI 101-150	RPI 150+				
12- 16	0- 1	0- 1	OVERALL	0- 3	0- 6	12- 5				
6- 7	0- 1	0- 0	HOME	0- 1	0- 4	6- 1				
6- 8	0- 0	0- 0	AWAY	0- 2	0- 2	6- 4				
0- 1	0- 0	0- 1	NEUTRAL	0- 0	0- 0	0- 0				
3- 8	0- 1	0- 1	NON-CONFERENCE	0- 3	0- 1	3- 2				
1- 3	0- 1	0- 0	HOME	0- 1	0- 1	1- 0				
2- 4	0- 0	0- 0	AWAY	0- 2	0- 0	2- 2				
0- 1	0- 0	0- 1	NEUTRAL	0- 0	0- 0	0- 0				
9- 8	0- 0	0- 0	CONFERENCE	0- 0	0- 5	9- 3				
5- 4	0- 0	0- 0	HOME	0- 0	0- 3	5- 1				
4- 4	0- 0	0- 0	AWAY	0- 0	0- 2	4- 2				
0- 0	0- 0	0- 0	NEUTRAL	0- 0	0- 0	0- 0				

RPI 1-25				RPI 26-50				RPI 51-100				RPI 101+ Team's RPI: 169			
RPI	S	Opponent	Score	RPI	S	Opponent	Score	RPI	S	Opponent	Score	RPI	S	Opponent	Score
10	H	UCLA	76 109	47	N	Villanova	54 78	87	H	San Francisco	94 95	105	H	North Dakota	79 86
								89	A	California	99 117	125	H	Hawaii	72 74
								99	A	New Mexico St.	77 80	132	A	Idaho	60 107
												132	H	Idaho	88 98
												149	A	Montana St.	99 116
												149	H	Montana St.	79 80
												168	H	Northern Colo.	83 72
												171	A	New Mexico	71 84
												177	A	Montana	83 90
												177	H	Montana	83 75
												182	A	Eastern Wash.	94 91
												182	H	Eastern Wash.	83 100
												184	A	UC Davis	92 77
												192	A	Cal Poly	72 97
												198	A	Weber St.	66 77
												198	H	Weber St.	87 64
												212	A	Idaho St.	68 59
												212	H	Idaho St.	83 62
												229	A	Utah St.	95 86
												314	A	Portland St.	126 78
												314	H	Portland St.	132 91
												333	A	Southern Utah	82 72
												335	H	UC Irvine	126 78
LAST 12 Division I GAMES:															
333	A	Southern Utah	82 72	198	H	Weber St.	87 64	149	A	Montana St.	99 116	177	A	Montana	83 90
105	H	North Dakota	79 86	182	H	Eastern Wash.	83 100	132	H	Idaho	88 98	314	A	Portland St.	126 78
168	H	Northern Colo.	83 72	177	A	Montana	83 90	132	H	Idaho	88 98				
132	A	Idaho	60 107	182	H	Eastern Wash.	83 100	132	H	Idaho	88 98				
182	A	Eastern Wash.	94 91	132	H	Idaho	88 98	132	H	Idaho	88 98				
212	H	Idaho St.	83 62	314	A	Portland St.	126 78								

Non-Div I Games:

Sacramento St.

■ Loss, 
 ■ Non-Conf, 
 ■ S Site, 
 ■ Home 
 ■ A Away 
 N Neutral

## Sacred Heart

Through Games Of March 3, 2016

Average RPI Win:	295	WON-LOST	WINNING	LAST 10	STRENGTH OF	OPP. STRENGTH	TEAM	ADJ.	CONF.	ADJ CONF.
Average RPI Loss:	168	RECORD	PCT. RANK	GAMES	SCHEDULE	OF SCHEDULE	RPI	RPI	RPI	RPI
DIV. I ONLY	18- 11	103	9- 1	316	329	199	199	30	30	
DIV. I NON-CONF.	2- 9	296	0- 0	242	160	306	306	32	32	
TOTALS	RPI 1-25	RPI 26-50	W-L RECORDS	RPI 51-100	RPI 101-150	RPI 150+				
18- 11	0- 0	0- 0	OVERALL	0- 2	0- 3	18- 6				
9- 4	0- 0	0- 0	HOME	0- 0	0- 1	9- 3				
8- 6	0- 0	0- 0	AWAY	0- 2	0- 1	8- 3				
1- 1	0- 0	0- 0	NEUTRAL	0- 0	0- 1	1- 0				
2- 9	0- 0	0- 0	NON-CONFERENCE	0- 2	0- 3	2- 4				
1- 3	0- 0	0- 0	HOME	0- 0	0- 1	1- 2				
0- 5	0- 0	0- 0	AWAY	0- 2	0- 1	0- 2				
1- 1	0- 0	0- 0	NEUTRAL	0- 0	0- 1	1- 0				
16- 2	0- 0	0- 0	CONFERENCE	0- 0	0- 0	16- 2				
8- 1	0- 0	0- 0	HOME	0- 0	0- 0	8- 1				
8- 1	0- 0	0- 0	AWAY	0- 0	0- 0	8- 1				
0- 0	0- 0	0- 0	NEUTRAL	0- 0	0- 0	0- 0				

RPI 1-25			RPI 26-50			RPI 51-100			RPI 101+ Team's RPI: 199		
RPI	S	Opponent	Score	RPI	S	Opponent	Score	RPI	S	Opponent	Score
								126	H	Buffalo	53 66
						58 A St. John's (NY)	54 67	128	A	Penn St.	46 83
						66 A Temple	62 92	133 N La.-Lafayette		58 60	
								185 A Fairfield		50 61	
								203 A Robert Morris		63 78	
								203 H Robert Morris		62 52	
								206 H Hartford		67 68	
								228 A Bryant		64 60	
								228 H Bryant		59 61	
								232 H Binghamton		69 60	
								237 H New Hampshire		69 81	
								263 A Saint Francis (PA)		81 77	
								263 H Saint Francis (PA)		80 67	
								276 A Central Conn. St.		61 57	
								276 H Central Conn. St.		79 69	
								281 A Vermont		51 53	
								283 N Coastal Caro.		71 62	
								315 A Fairleigh Dickinson		80 65	
								315 H Fairleigh Dickinson		72 61	
								318 A Mt. St. Mary's		60 52	
								318 H Mt. St. Mary's		61 58	
								327 A LIU Brooklyn		62 53	
								327 H LIU Brooklyn		71 47	
								327 H LIU Brooklyn		68 51	
								337 A St. Francis Brooklyn		63 55	
								337 H St. Francis Brooklyn		77 73	
								343 A Wagner			
LAST 12 Division I GAMES:											
318	A	Mt. St. Mary's	60 52	327	H	LIU Brooklyn	71 47				
263	H	Saint Francis (PA)	80 67	337	H	St. Francis Brooklyn	63 55				
228	A	Bryant	64 60	327	A	LIU Brooklyn	62 53				
315	A	Fairleigh Dickinson	80 65	228	H	Bryant	59 61				
203	H	Robert Morris	62 52	318	H	Mt. St. Mary's	61 58				
276	H	Central Conn. St.	79 69	343	A	Wagner	77 73				

Non-Div I Games:

Sacred Heart

■ Loss, 
 ■ Non-Conf, 
 ■ S Site, 
 ■ Home 
 ■ A Away 
 N Neutral

RPI	S	Opponent	Score
343	H	Wagner	73 62

Sacred Heart



## Saint Francis (PA)

Through Games Of March 3, 2016

Average RPI Win:	307	WON-LOST	WINNING	LAST 10	STRENGTH OF	OPP. STRENGTH	TEAM	ADJ.	CONF.	ADJ CONF.
Average RPI Loss:	190	RECORD	PCT. RANK	GAMES	SCHEDULE	OF SCHEDULE	RPI	RPI	RPI	RPI
DIV. I ONLY	12- 16	216	6- 4	296	334	263	263	30	30	
DIV. I NON-CONF.	1- 9	325	0- 0	174	141	307	307	32	32	
TOTALS	RPI 1-25	RPI 26-50	W-L RECORDS	RPI 51-100	RPI 101-150	RPI 150+				
12- 16	0- 1	0- 1	OVERALL	0- 0	0- 2	12- 12				
8- 3	0- 0	0- 0	HOME	0- 0	0- 1	8- 2				
4- 12	0- 1	0- 1	AWAY	0- 0	0- 1	4- 9				
0- 1	0- 0	0- 0	NEUTRAL	0- 0	0- 0	0- 1				
1- 9	0- 1	0- 1	NON-CONFERENCE	0- 0	0- 2	1- 5				
1- 1	0- 0	0- 0	HOME	0- 0	0- 1	1- 0				
0- 7	0- 1	0- 1	AWAY	0- 0	0- 1	0- 4				
0- 1	0- 0	0- 0	NEUTRAL	0- 0	0- 0	0- 1				
11- 7	0- 0	0- 0	CONFERENCE	0- 0	0- 0	11- 7				
7- 2	0- 0	0- 0	HOME	0- 0	0- 0	7- 2				
4- 5	0- 0	0- 0	AWAY	0- 0	0- 0	4- 5				
0- 0	0- 0	0- 0	NEUTRAL	0- 0	0- 0	0- 0				

RPI 1-25				RPI 26-50				RPI 51-100				RPI 101+ Team's RPI: 263			
RPI	S	Opponent	Score	RPI	S	Opponent	Score	RPI	S	Opponent	Score	RPI	S	Opponent	Score
20	A	Florida	65 122	43	A	Ohio	65 91					127	H	Pittsburgh	59 74
												140	A	Marshall	73 81
												156	A	Cornell	69 75
												183	N	Eastern Ky.	82 88
												199	A	Sacred Heart	67 80
												199	H	Sacred Heart	77 81
												203	A	Robert Morris	43 57
												203	H	Robert Morris	62 54
												219	A	Cincinnati	86 93
												224	A	Canisius	52 77
												228	A	Bryant	72 84
												228	H	Bryant	85 72
												230	A	Columbia	78 82
												276	A	Central Conn. St.	51 66
												276	H	Central Conn. St.	59 79
												283	H	Coastal Caro.	106 74
												315	A	Fairleigh Dickinson	72 73
												315	H	Fairleigh Dickinson	87 67
												318	A	Mt. St. Mary's	73 64
												318	H	Mt. St. Mary's	87 57
												327	A	LIU Brooklyn	84 75
												327	H	LIU Brooklyn	72 64
												337	A	St. Francis Brooklyn	83 76
												337	H	St. Francis Brooklyn	85 68
												343	A	Wagner	87 74
												343	H	Wagner	93 78
LAST 12 Division I GAMES:															
203	A	Robert Morris	43 57	228	H	Bryant	85 72								
199	A	Sacred Heart	67 80	276	H	Central Conn. St.	59 79								
337	H	St. Francis Brooklyn	85 68	315	A	Fairleigh Dickinson	72 73								
327	H	LIU Brooklyn	72 64	203	H	Robert Morris	62 54								
343	A	Wagner	87 74	228	A	Bryant	72 84								
318	A	Mt. St. Mary's	73 64	276	A	Central Conn. St.	51 66								

Non-Div I Games: Pitt.-Johnstown 82 78

Saint Francis (PA)

■ Loss, 
 ■ Non-Conf, 
 ■ S Site, 
 ■ Home 
 ■ A Away 
 N Neutral

## Saint Joseph's

Through Games Of March 3, 2016

Average RPI Win:	154	WON-LOST	WINNING	LAST 10	STRENGTH OF	OPP. STRENGTH	TEAM	ADJ.	CONF.	ADJ CONF.
Average RPI Loss:	90	RECORD	PCT. RANK	GAMES	SCHEDULE	OF SCHEDULE	RPI	RPI	RPI	RPI
DIV. I ONLY	14- 15	175	5- 5	37	87	111	111	7	7	
DIV. I NON-CONF.	6- 6	160	0- 0	3	46	56	56	8	8	
TOTALS	RPI 1-25	RPI 26-50	W-L RECORDS	RPI 51-100	RPI 101-150	RPI 150+				
14- 15	0- 2	1- 5	OVERALL	4- 3	0- 1	9- 4				
9- 7	0- 1	1- 3	HOME	2- 2	0- 1	6- 0				
5- 7	0- 1	0- 2	AWAY	2- 1	0- 0	3- 3				
0- 1	0- 0	0- 0	NEUTRAL	0- 0	0- 0	0- 1				
6- 6	0- 1	1- 3	NON-CONFERENCE	3- 1	0- 1	2- 0				
4- 4	0- 1	1- 2	HOME	2- 0	0- 1	1- 0				
2- 2	0- 0	0- 1	AWAY	1- 1	0- 0	1- 0				
0- 0	0- 0	0- 0	NEUTRAL	0- 0	0- 0	0- 0				
8- 9	0- 1	0- 2	CONFERENCE	1- 2	0- 0	7- 4				
5- 3	0- 0	0- 1	HOME	0- 2	0- 0	5- 0				
3- 5	0- 1	0- 1	AWAY	1- 0	0- 0	2- 3				
0- 1	0- 0	0- 0	NEUTRAL	0- 0	0- 0	0- 1				

RPI 1-25				RPI 26-50				RPI 51-100				RPI 101+ Team's RPI: 111			
RPI	S	Opponent	Score	RPI	S	Opponent	Score	RPI	S	Opponent	Score	RPI	S	Opponent	Score
1	H	Notre Dame	55 91	27	A	St. Bonaventure	51 65	53	H	Saint Louis	66 77	124	H	Iona	75 81
21	A	Duquesne	59 73	34	H	Seton Hall	54 66	66	A	Temple	70 67	159	A	Fordham	40 47
				35	H	Penn	50 46	68	A	Hofstra	62 75	159	H	Fordham	61 51
				37	H	George Washington	45 70	74	H	Central Mich.	76 66	170	A	George Mason	41 55
				47	A	Villanova	49 55	75	A	VCU	66 63	176	H	UMBC	104 45
				50	H	Rutgers	65 78	78	H	Drexel	53 46	181	H	Davidson	87 54
								79	H	Dayton	61 71	194	A	Richmond	59 57
												194	H	Richmond	64 53
												208	H	Rhode Island	74 63
												208	N	Rhode Island	76 81
												213	A	Massachusetts	62 58
												218	A	Lehigh	63 62
												279	A	La Salle	70 75
												279	H	La Salle	64 55
LAST 12 Division I GAMES:															
				208	N	Rhode Island	76 81	159	H	Fordham	61 51				
				194	A	Richmond	59 57	170	A	George Mason	41 55				
				181	H	Davidson	87 54	279	H	La Salle	64 55				
				208	H	Rhode Island	74 63	27	A	St. Bonaventure	51 65				
				279	A	La Salle	70 75	79	H	Dayton	61 71				
				21	A	Duquesne	59 73	53	H	Saint Louis	66 77				

Non-Div I Games:

Saint Joseph's

■ Loss, 
 ■ Non-Conf, 
 ■ S Site, 
 ■ H Home 
 ■ A Away 
 N Neutral

## Saint Louis

Through Games Of March 3, 2016

Average RPI Win:	184	WON-LOST	WINNING	LAST 10	STRENGTH OF	OPP. STRENGTH	TEAM	ADJ.	CONF.	ADJ CONF.
Average RPI Loss:	87	RECORD	PCT. RANK	GAMES	SCHEDULE	OF SCHEDULE	RPI	RPI	RPI	RPI
DIV. I ONLY	22- 6	38	8- 2	168	108	53	53	7	7	
DIV. I NON-CONF.	9- 3	69	0- 0	249	275	102	102	8	8	
TOTALS	RPI 1-25	RPI 26-50	W-L RECORDS	RPI 51-100	RPI 101-150	RPI 150+				
22- 6	1- 0	0- 2	OVERALL	3- 2	3- 1	15- 1				
11- 1	1- 0	0- 0	HOME	1- 0	0- 0	9- 1				
10- 5	0- 0	0- 2	AWAY	2- 2	3- 1	5- 0				
1- 0	0- 0	0- 0	NEUTRAL	0- 0	0- 0	1- 0				
9- 3	0- 0	0- 0	NON-CONFERENCE	0- 2	2- 1	7- 0				
4- 0	0- 0	0- 0	HOME	0- 0	0- 0	4- 0				
4- 3	0- 0	0- 0	AWAY	0- 2	2- 1	2- 0				
1- 0	0- 0	0- 0	NEUTRAL	0- 0	0- 0	1- 0				
13- 3	1- 0	0- 2	CONFERENCE	3- 0	1- 0	8- 1				
7- 1	1- 0	0- 0	HOME	1- 0	0- 0	5- 1				
6- 2	0- 0	0- 2	AWAY	2- 0	1- 0	3- 0				
0- 0	0- 0	0- 0	NEUTRAL	0- 0	0- 0	0- 0				

RPI 1-25				RPI 26-50				RPI 51-100 Team's RPI: 53				RPI 101+			
RPI	S	Opponent	Score	RPI	S	Opponent	Score	RPI	S	Opponent	Score	RPI	S	Opponent	Score
21	H	Duquesne	84 81	27	A	St. Bonaventure	59 80	65	A	Ball St.	70 79	104	A	Memphis	63 57
				37	A	George Washington	80 89	75	A	VCU	77 72	111	A	Saint Joseph's	77 66
								79	A	Dayton	55 52	114	A	Mercer	68 60
								79	H	Dayton	70 56	143	A	SIUE	64 71
								80	A	Tulane	58 66	159	A	Fordham	51 49
												170	A	George Mason	61 50
												170	H	George Mason	63 73
												179	H	Tulsa	82 73
												181	A	Davidson	79 50
												181	H	Davidson	88 51
												194	H	Richmond	73 48
												208	H	Rhode Island	77 60
												213	H	Massachusetts	69 49
												214	A	Indiana St.	62 52
												235	H	Southeast Mo. St.	67 52
												272	N	Cleveland St.	76 65
												279	H	La Salle	79 70
												302	H	Bradley	75 58
												338	H	Eastern Ill.	78 47
												346	A	Alabama A&M	91 60
LAST 12 Division I GAMES:															
208	H	Rhode Island	77 60	194	H	Richmond	73 48								
79	A	Dayton	55 52	37	A	George Washington	80 89								
159	A	Fordham	51 49	170	A	George Mason	61 50								
21	H	Duquesne	84 81	279	H	La Salle	79 70								
181	H	Davidson	88 51	111	A	Saint Joseph's	77 66								
27	A	St. Bonaventure	59 80	79	H	Dayton	70 56								

Non-Div I Games: Mo.-St. Louis 67 31

Saint Louis

■ Loss, 
 ■ Non-Conf, 
 ■ S Site, 
 ■ H Home 
 ■ A Away 
 N Neutral

## Saint Peter's

Through Games Of March 3, 2016

Average RPI Win:	247	WON-LOST	WINNING	LAST 10	STRENGTH OF	OPP. STRENGTH	TEAM	ADJ.	CONF.	ADJ CONF.
Average RPI Loss:	203	RECORD	PCT. RANK	GAMES	SCHEDULE	OF SCHEDULE	RPI	RPI	RPI	RPI
DIV. I ONLY	4- 26	334	0- 10	244	291	339	339	23	23	
DIV. I NON-CONF.	2- 7	280	0- 0	200	335	305	305	22	22	
TOTALS	RPI 1-25	RPI 26-50	W-L RECORDS	RPI 51-100	RPI 101-150	RPI 150+				
4- 26	0- 1	0- 1	OVERALL	0- 2	0- 2	4- 20				
4- 11	0- 1	0- 0	HOME	0- 1	0- 1	4- 8				
0- 14	0- 0	0- 0	AWAY	0- 1	0- 0	0- 0				
0- 1	0- 0	0- 0	NEUTRAL	0- 0	0- 0	0- 1				
2- 7	0- 1	0- 1	NON-CONFERENCE	0- 0	0- 0	2- 5				
2- 3	0- 1	0- 0	HOME	0- 0	0- 0	2- 2				
0- 4	0- 0	0- 1	AWAY	0- 0	0- 0	0- 3				
0- 0	0- 0	0- 0	NEUTRAL	0- 0	0- 0	0- 0				
2- 19	0- 0	0- 0	CONFERENCE	0- 2	0- 2	2- 15				
2- 8	0- 0	0- 0	HOME	0- 1	0- 1	2- 6				
0- 10	0- 0	0- 0	AWAY	0- 1	0- 1	0- 8				
0- 1	0- 0	0- 0	NEUTRAL	0- 0	0- 0	0- 1				

RPI 1-25				RPI 26-50				RPI 51-100				RPI 101+ Team's RPI: 339			
RPI	S	Opponent	Score	RPI	S	Opponent	Score	RPI	S	Opponent	Score	RPI	S	Opponent	Score
21	H	Duquesne	38 63	34	A	Seton Hall	65 81	82	A	Quinnipiac	49 66	124	A	Iona	50 64
								82	H	Quinnipiac	53 65	124	H	Iona	51 65
												160	H	Stony Brook	35 69
												167	A	Marist	46 69
												167	H	Marist	55 74
												185	A	Fairfield	49 76
												185	H	Fairfield	56 46
												210	H	Brown	79 67
												218	A	Lehigh	42 74
												221	A	Siena	58 59
												221	H	Siena	55 64
												224	A	Canisius	42 54
												224	H	Canisius	53 60
												236	H	Navy	39 50
												243	A	Manhattan	47 64
												243	H	Manhattan	43 60
												243	N	Manhattan	43 60
												257	A	Monmouth	52 71
												257	H	Monmouth	67 62
												284	A	Rider	48 57
												284	H	Rider	67 68
												292	A	Niagara	46 51
												292	H	Niagara	48 52
												315	A	Fairleigh Dickinson	52 73
												325	A	Lafayette	69 72
												337	H	St. Francis Brooklyn	44 40
LAST 12 Division I GAMES:															
243	N	Manhattan	43 60	185	A	Fairfield	49 76								
257	A	Monmouth	52 71	284	H	Rider	67 68								
243	H	Manhattan	43 60	167	H	Marist	55 74								
124	A	Iona	50 64	82	A	Quinnipiac	49 66								
284	A	Rider	48 57	221	H	Siena	55 64								
82	H	Quinnipiac	53 65	167	A	Marist	46 69								

Non-Div I Games:

Saint Peter's

■ Loss, 
 ■ Non-Conf, 
 ■ S Site, 
 ■ Home 
 ■ A Away 
 N Neutral

Sam Houston St.

Through Games Of March 3, 2016

Average RPI Win:	298	WON-LOST	WINNING	LAST 10	STRENGTH OF	OPP. STRENGTH	TEAM	ADJ.	CONF.	ADJ CONF.
Average RPI Loss:	138	RECORD	PCT. RANK	GAMES	SCHEDULE	OF SCHEDULE	RPI	RPI	RPI	RPI
DIV. I ONLY	9- 16	255	4- 6	162	250	222	222	26	26	
DIV. I NON-CONF.	2- 6	272	0- 0	84	45	162	162	26	26	
TOTALS	RPI 1-25	RPI 26-50	W-L RECORDS	RPI 51-100	RPI 101-150	RPI 150+				
9- 16	0- 2	0- 1	OVERALL	0- 3	0- 4	9- 6				
5- 4	0- 0	0- 0	HOME	0- 1	0- 1	5- 2				
4- 11	0- 1	0- 1	AWAY	0- 2	0- 3	4- 4				
0- 1	0- 1	0- 0	NEUTRAL	0- 0	0- 0	0- 0				
2- 6	0- 2	0- 1	NON-CONFERENCE	0- 1	0- 1	2- 1				
0- 1	0- 0	0- 0	HOME	0- 0	0- 0	0- 1				
2- 4	0- 1	0- 1	AWAY	0- 1	0- 1	2- 0				
0- 1	0- 1	0- 0	NEUTRAL	0- 0	0- 0	0- 0				
7- 10	0- 0	0- 0	CONFERENCE	0- 2	0- 3	7- 5				
5- 3	0- 0	0- 0	HOME	0- 1	0- 1	5- 1				
2- 7	0- 0	0- 0	AWAY	0- 1	0- 2	2- 4				
0- 0	0- 0	0- 0	NEUTRAL	0- 0	0- 0	0- 0				

RPI 1-25				RPI 26-50				RPI 51-100				RPI 101+ Team's RPI: 222			
RPI	S	Opponent	Score	RPI	S	Opponent	Score	RPI	S	Opponent	Score	RPI	S	Opponent	Score
6	A	Texas	49 83	44	A	Kansas St.	50 78	73	A	Abilene Christian	55 67	107	A	Central Ark.	53 72
12	N	Florida St.	37 94					73	H	Abilene Christian	76 87	107	H	Central Ark.	63 73
								90	A	TCU	59 85	120	A	Northwestern St.	49 69
												138	A	Arkansas	47 67
												151	A	McNeese St.	79 82
												202	A	SFA	63 70
												225	H	Rice	46 58
												242	A	Houston Baptist	63 67
												242	H	Houston Baptist	78 70
												248	A	Texas Southern	53 51
												287	A	Lamar	78 76
												287	H	Lamar	78 75
												303	H	Nicholls St.	63 67
												312	H	Southeastern La.	80 56
												319	A	A&M-Corpus Christi	71 81
												319	H	A&M-Corpus Christi	75 57
												327	A	LIU Brooklyn	63 56
												329	A	Incarnate Word	65 60
												332	H	New Orleans	64 52
LAST 12 Division I GAMES:															
287	H	Lamar	78 75	319	A	A&M-Corpus Christi	71 81	242	A	Houston Baptist	63 67				
319	H	A&M-Corpus Christi	75 57	287	A	Lamar	78 76	202	A	SFA	63 70				
107	A	Central Ark.	53 72	73	H	Abilene Christian	76 87	151	A	McNeese St.	79 82				
107	H	Central Ark.	63 73												
242	H	Houston Baptist	78 70												
73	A	Abilene Christian	55 67												

Non-Div I Games: LSU-Alexandria 85 50 Our Lady Of The Lak67 56

Sam Houston St.

Loss, Non-Conf, S Site, H Home A Away N Neutral

Average RPI Win:	245	WON-LOST	WINNING	LAST 10	STRENGTH OF	OPP. STRENGTH	TEAM	ADJ.	CONF.	ADJ CONF.
Average RPI Loss:	93	RECORD	PCT. RANK	GAMES	SCHEDULE	OF SCHEDULE	RPI	RPI	RPI	RPI
DIV. I ONLY	18- 10	90	8- 2	216	179	109	109	17	17	
DIV. I NON-CONF.	6- 7	176	0- 0	182	153	135	135	15	15	
TOTALS	RPI 1-25	RPI 26-50	W-L RECORDS	RPI 51-100	RPI 101-150	RPI 150+				
18- 10	0- 0	1- 3	OVERALL	0- 2	1- 3	16- 2				
7- 2	0- 0	1- 0	HOME	0- 1	0- 1	6- 0				
9- 8	0- 0	0- 3	AWAY	0- 1	1- 2	8- 2				
2- 0	0- 0	0- 0	NEUTRAL	0- 0	0- 0	2- 0				
6- 7	0- 0	0- 2	NON-CONFERENCE	0- 2	1- 1	5- 2				
1- 1	0- 0	0- 0	HOME	0- 1	0- 0	1- 0				
4- 6	0- 0	0- 2	AWAY	0- 1	1- 1	3- 2				
1- 0	0- 0	0- 0	NEUTRAL	0- 0	0- 0	1- 0				
12- 3	0- 0	1- 1	CONFERENCE	0- 0	0- 2	11- 0				
6- 1	0- 0	1- 0	HOME	0- 0	0- 1	5- 0				
5- 2	0- 0	0- 1	AWAY	0- 0	0- 1	5- 0				
1- 0	0- 0	0- 0	NEUTRAL	0- 0	0- 0	1- 0				

RPI S	Opponent	Score	RPI S	Opponent	Score	RPI S	Opponent	Score	RPI S	Opponent	Score	Team's RPI: 109
28	A Mississippi St.	47 68	67	A Georgia Tech	55 66	101	A UT Martin	50 52				
41	A Indiana	56 65	100	H Harvard	54 60	114	A Mercer	61 63				
49	A Chattanooga	30 53				114	H Mercer	60 63				
49	H Chattanooga	48 43				117	A LSU	47 44				
						153	A UAB	41 61				
						155	H Troy	73 69				
						163	A Southern Miss.	48 56				
						166	A ETSU	56 51				
						166	H ETSU	55 47				
						209	A Furman	58 45				
						209	H Furman	77 63				
						260	A Alabama St.	54 35				
						295	A Jacksonville St.	50 39				
						299	A Western Caro.	59 42				
						299	H Western Caro.	57 52				
						303	N Nicholls St.	45 43				
						305	A Wofford	58 39				
						305	H Wofford	50 48				
						305	N Wofford	63 43				
						308	A UNCG	57 52				
						308	H UNCG	80 49				
						346	A Alabama A&M	54 30				
LAST 12 Division I GAMES:												
305	N Wofford	63 43	299	H Western Caro.	57 52							
305	H Wofford	50 48	308	H UNCG	80 49							
209	H Furman	77 63	305	A Wofford	58 39							
166	A ETSU	56 51	209	A Furman	58 45							
49	A Chattanooga	30 53	49	H Chattanooga	48 43							
114	A Mercer	61 63	166	H ETSU	55 47							

Non-Div I Games: AUM 82 32 Shorter 53 33

Samford

Loss, Non-Conf, S Site, H Home A Away N Neutral

Average RPI Win:	195	WON-LOST	WINNING	LAST 10	STRENGTH OF	OPP. STRENGTH	TEAM	ADJ.	CONF.	ADJ CONF.
Average RPI Loss:	64	RECORD	PCT. RANK	GAMES	SCHEDULE	OF SCHEDULE	RPI	RPI	RPI	RPI
DIV. I ONLY	22- 7	44	5- 5	182	98	83	83	9	9	
DIV. I NON-CONF.	9- 1	22	0- 0	321	162	117	117	9	9	
TOTALS	RPI 1-25	RPI 26-50	W-L RECORDS	RPI 51-100	RPI 101-150	RPI 150+				
22- 7	1- 1	0- 0	OVERALL	2- 6	6- 0	13- 0				
10- 4	1- 0	0- 0	HOME	0- 4	3- 0	6- 0				
12- 2	0- 1	0- 0	AWAY	2- 1	3- 0	7- 0				
0- 1	0- 0	0- 0	NEUTRAL	0- 1	0- 0	0- 0				
9- 1	0- 0	0- 0	NON-CONFERENCE	0- 1	4- 0	5- 0				
4- 1	0- 0	0- 0	HOME	0- 1	2- 0	2- 0				
5- 0	0- 0	0- 0	AWAY	0- 0	2- 0	3- 0				
0- 0	0- 0	0- 0	NEUTRAL	0- 0	0- 0	0- 0				
13- 6	1- 1	0- 0	CONFERENCE	2- 5	2- 0	8- 0				
6- 3	1- 0	0- 0	HOME	0- 3	1- 0	4- 0				
7- 2	0- 1	0- 0	AWAY	2- 1	1- 0	4- 0				
0- 1	0- 0	0- 0	NEUTRAL	0- 1	0- 0	0- 0				

RPI 1-25				RPI 26-50				RPI 51-100 Team's RPI: 83				RPI 101+			
RPI	S	Opponent	Score	RPI	S	Opponent	Score	RPI	S	Opponent	Score	RPI	S	Opponent	Score
15	A	BYU	60 68					51	A	St. Mary's (CA)	60 68	108	A	Gonzaga	58 57
15	H	BYU	78 65					51	H	St. Mary's (CA)	68 73	108	H	Gonzaga	63 54
								64	A	Santa Clara	70 58	118	H	Arizona	59 54
								64	H	Santa Clara	47 61	122	H	Akron	86 65
								87	A	San Francisco	67 58	123	A	Fresno St.	72 68
								87	H	San Francisco	54 59	149	A	Montana St.	62 49
								87	N	San Francisco	80 84	174	A	Pacific	59 56
								94	H	Washington St.	72 78	174	H	Pacific	69 56
												241	A	Loyola Marymount	75 67
												241	H	Loyola Marymount	82 58
												250	A	San Diego St.	60 53
												253	H	Valparaiso	76 60
												269	A	Pepperdine	70 54
												269	H	Pepperdine	74 55
												287	A	Portland	77 67
												287	H	Portland	71 43
												297	H	CSUN	86 64
												321	A	Nevada	84 47
												342	A	Cal St. Fullerton	53 44
LAST 12 Division I GAMES:															
				87	N	San Francisco	80 84	174	A	Pacific	59 56				
				287	A	Portland	77 67	51	A	St. Mary's (CA)	60 68				
				108	A	Gonzaga	58 57	241	A	Loyola Marymount	75 67				
				15	A	BYU	60 68	269	A	Pepperdine	70 54				
				87	H	San Francisco	54 59	241	H	Loyola Marymount	82 58				
				64	H	Santa Clara	47 61	269	H	Pepperdine	74 55				

Non-Div I Games: Hope Int'l 90 52

San Diego

■ Loss, 
 ■ Non-Conf, 
 ■ S Site, 
 ■ Home 
 ■ A Away 
 N Neutral

## San Diego St.

Through Games Of March 3, 2016

Average RPI Win:	247	WON-LOST	WINNING	LAST 10	STRENGTH OF	OPP. STRENGTH	TEAM	ADJ.	CONF.	ADJ CONF.
Average RPI Loss:	152	RECORD	PCT. RANK	GAMES	SCHEDULE	OF SCHEDULE	RPI	RPI	RPI	RPI
DIV. I ONLY	10- 17	248	5- 5	174	229	250	250	19	19	
DIV. I NON-CONF.	4- 6	201	0- 0	245	250	256	256	20	20	
TOTALS	RPI 1-25	RPI 26-50	W-L RECORDS	RPI 51-100	RPI 101-150	RPI 150+				
10- 17	0- 0	0- 3	OVERALL	0- 2	1- 2	9- 10				
6- 9	0- 0	0- 1	HOME	0- 2	1- 0	5- 6				
4- 8	0- 0	0- 2	AWAY	0- 0	0- 2	4- 4				
0- 0	0- 0	0- 0	NEUTRAL	0- 0	0- 0	0- 0				
4- 6	0- 0	0- 1	NON-CONFERENCE	0- 2	0- 1	4- 2				
3- 3	0- 0	0- 0	HOME	0- 2	0- 0	3- 1				
1- 3	0- 0	0- 1	AWAY	0- 0	0- 1	1- 1				
0- 0	0- 0	0- 0	NEUTRAL	0- 0	0- 0	0- 0				
6- 11	0- 0	0- 2	CONFERENCE	0- 0	1- 1	5- 8				
3- 6	0- 0	0- 1	HOME	0- 0	1- 0	2- 5				
3- 5	0- 0	0- 1	AWAY	0- 0	0- 1	3- 3				
0- 0	0- 0	0- 0	NEUTRAL	0- 0	0- 0	0- 0				

RPI 1-25			RPI 26-50			RPI 51-100			RPI 101+ Team's RPI: 250		
RPI	S	Opponent	Score	RPI	S	Opponent	Score	RPI	S	Opponent	Score
				38	A	Washington	51 80	54	H	UC Riverside	68 85
				42	A	Colorado St.	54 70	83	H	San Diego	53 60
				42	H	Colorado St.	57 60				
LAST 12 Division I GAMES:											
				171	H	New Mexico	45 64	171	A	New Mexico	51 46
				152	A	Boise St.	63 68	42	A	Colorado St.	54 70
				245	H	Wyoming	53 40	204	H	UNLV	41 55
				189	H	San Jose St.	87 70	321	H	Nevada	64 70
				344	A	Air Force	69 66	229	A	Utah St.	59 72
				123	H	Fresno St.	65 54	123	A	Fresno St.	49 54
								241	A	Loyola Marymount	65 92
								245	A	Wyoming	84 77
								245	H	Wyoming	53 40
								297	A	CSUN	67 65
								321	H	Nevada	64 70
								326	H	North Dakota St.	64 54
								342	H	Cal St. Fullerton	54 43
								344	A	Air Force	69 66

Non-Div I Games: San Diego Christian60 25

San Diego St.

■ Loss, 
 ■ Non-Conf, 
 ■ S Site, 
 ■ Home 
 ■ A Away 
 N Neutral



## San Francisco

Through Games Of March 3, 2016

Average RPI Win:	191	WON-LOST	WINNING	LAST 10	STRENGTH OF	OPP. STRENGTH	TEAM	ADJ.	CONF.	ADJ CONF.
Average RPI Loss:	93	RECORD	PCT. RANK	GAMES	SCHEDULE	OF SCHEDULE	RPI	RPI	RPI	RPI
DIV. I ONLY	17- 11	115	7- 3	84	116	87	87	9	9	
DIV. I NON-CONF.	7- 2	57	0- 0	163	211	68	68	9	9	
TOTALS	RPI 1-25	RPI 26-50	W-L RECORDS	RPI 51-100	RPI 101-150	RPI 150+				
17- 11	0- 2	0- 0	OVERALL	3- 5	3- 1	11- 3				
7- 5	0- 1	0- 0	HOME	1- 3	2- 0	4- 1				
9- 6	0- 1	0- 0	AWAY	1- 2	1- 1	7- 2				
1- 0	0- 0	0- 0	NEUTRAL	1- 0	0- 0	0- 0				
7- 2	0- 0	0- 0	NON-CONFERENCE	1- 0	2- 0	4- 2				
2- 1	0- 0	0- 0	HOME	1- 0	1- 0	0- 1				
5- 1	0- 0	0- 0	AWAY	0- 0	1- 0	4- 1				
0- 0	0- 0	0- 0	NEUTRAL	0- 0	0- 0	0- 0				
10- 9	0- 2	0- 0	CONFERENCE	2- 5	1- 1	7- 1				
5- 4	0- 1	0- 0	HOME	0- 3	1- 0	4- 0				
4- 5	0- 1	0- 0	AWAY	1- 2	0- 1	3- 1				
1- 0	0- 0	0- 0	NEUTRAL	1- 0	0- 0	0- 0				

RPI 1-25				RPI 26-50				RPI 51-100 Team's RPI: 87				RPI 101+			
RPI	S	Opponent	Score	RPI	S	Opponent	Score	RPI	S	Opponent	Score	RPI	S	Opponent	Score
15	A	BYU	62 65					51	A	St. Mary's (CA)	59 72	105	H	North Dakota	74 57
15	H	BYU	57 66					51	H	St. Mary's (CA)	68 78	108	A	Gonzaga	47 68
								54	H	UC Riverside	88 76	108	H	Gonzaga	71 52
								64	A	Santa Clara	57 68	131	A	Long Beach St.	66 52
								64	H	Santa Clara	57 59	169	A	Sacramento St.	95 94
								83	A	San Diego	59 54	174	A	Pacific	57 70
								83	H	San Diego	58 67	174	H	Pacific	81 71
								83	N	San Diego	84 80	189	A	San Jose St.	82 78
												192	H	Cal Poly	61 62
												207	A	Utah Valley	88 94
												240	A	North Texas	69 61
												241	A	Loyola Marymount	75 73
												241	H	Loyola Marymount	81 72
												269	A	Pepperdine	81 74
												269	H	Pepperdine	99 75
												287	A	Portland	82 63
												287	H	Portland	90 69
												321	A	Nevada	70 62
LAST 12 Division I GAMES:															
83	N	San Diego	84 80	15	A	BYU	62 65								
51	A	St. Mary's (CA)	59 72	64	H	Santa Clara	57 59								
174	H	Pacific	81 71	108	H	Gonzaga	71 52								
241	H	Loyola Marymount	81 72	287	H	Portland	90 69								
269	H	Pepperdine	99 75	64	A	Santa Clara	57 68								
83	A	San Diego	59 54	269	A	Pepperdine	81 74								

Non-Div I Games: Holy Names 77 31 San Fran. St. 73 45

San Francisco

Loss, Non-Conf, S Site, H Home A Away N Neutral

Average RPI Win:	253	WON-LOST	WINNING	LAST 10	STRENGTH OF	OPP. STRENGTH	TEAM	ADJ.	CONF.	ADJ CONF.
Average RPI Loss:	118	RECORD	PCT. RANK	GAMES	SCHEDULE	OF SCHEDULE	RPI	RPI	RPI	RPI
DIV. I ONLY	12- 15	210	7- 3	135	209	189	189	19	19	
DIV. I NON-CONF.	1- 9	325	0- 0	69	155	276	276	20	20	
TOTALS	RPI 1-25	RPI 26-50	W-L RECORDS	RPI 51-100	RPI 101-150	RPI 150+				
12- 15	0- 0	0- 2	OVERALL	0- 6	1- 2	11- 5				
7- 7	0- 0	0- 1	HOME	0- 3	0- 2	7- 1				
5- 8	0- 0	0- 1	AWAY	0- 3	1- 0	4- 4				
0- 0	0- 0	0- 0	NEUTRAL	0- 0	0- 0	0- 0				
1- 9	0- 0	0- 0	NON-CONFERENCE	0- 6	0- 1	1- 2				
1- 4	0- 0	0- 0	HOME	0- 3	0- 1	1- 0				
0- 5	0- 0	0- 0	AWAY	0- 3	0- 0	0- 2				
0- 0	0- 0	0- 0	NEUTRAL	0- 0	0- 0	0- 0				
11- 6	0- 0	0- 2	CONFERENCE	0- 0	1- 1	10- 3				
6- 3	0- 0	0- 1	HOME	0- 0	0- 1	6- 1				
5- 3	0- 0	0- 1	AWAY	0- 0	1- 0	4- 2				
0- 0	0- 0	0- 0	NEUTRAL	0- 0	0- 0	0- 0				

RPI 1-25				RPI 26-50				RPI 51-100				RPI 101+				Team's RPI: 189	
RPI	S	Opponent	Score	RPI	S	Opponent	Score	RPI	S	Opponent	Score	RPI	S	Opponent	Score		
				42	A	Colorado St.	54 76	51	A	St. Mary's (CA)	81 91	123	A	Fresno St.	66 64		
				42	H	Colorado St.	78 80	59	H	South Dakota	77 87	123	H	Fresno St.	54 59		
								81	A	Oregon	74 104	125	H	Hawaii	73 76		
								87	H	San Francisco	78 82	152	H	Boise St.	75 78		
								94	A	Washington St.	80 95	171	A	New Mexico	57 71		
								99	H	New Mexico St.	66 75	171	H	New Mexico	59 58		
												174	A	Pacific	69 81		
												204	H	UNLV	69 61		
												216	A	CSU Bakersfield	88 90		
												229	A	Utah St.	86 74		
												229	H	Utah St.	83 65		
												245	A	Wyoming	67 66		
												245	H	Wyoming	65 51		
												250	A	San Diego St.	70 87		
												250	H	San Diego St.	78 73		
												321	A	Nevada	76 63		
												335	H	UC Irvine	79 58		
												344	A	Air Force	72 49		
												344	H	Air Force	81 60		
LAST 12 Division I GAMES:																	
				245	H	Wyoming	65 51	123	A	Fresno St.	66 64						
				229	H	Utah St.	83 65	344	A	Air Force	72 49						
				250	A	San Diego St.	70 87	42	H	Colorado St.	78 80						
				321	A	Nevada	76 63	171	A	New Mexico	57 71						
				171	H	New Mexico	59 58	152	H	Boise St.	75 78						
				204	H	UNLV	69 61	123	H	Fresno St.	54 59						

Non-Div I Games: Southern Ore. 92 78

San Jose St.

■ Loss, 
 ■ Non-Conf, 
 ■ S Site, 
 ■ Home 
 ■ Away 
 N Neutral

Santa Clara

Through Games Of March 3, 2016

Average RPI Win:	192	WON-LOST	WINNING	LAST 10	STRENGTH OF	OPP. STRENGTH	TEAM	ADJ.	CONF.	ADJ CONF.
Average RPI Loss:	52	RECORD	PCT. RANK	GAMES	SCHEDULE	OF SCHEDULE	RPI	RPI	RPI	RPI
DIV. I ONLY	21- 7	54	8- 2	150	84	64	64	9	9	
DIV. I NON-CONF.	7- 2	57	0- 0	285	53	93	93	9	9	
TOTALS	RPI 1-25	RPI 26-50	W-L RECORDS	RPI 51-100	RPI 101-150	RPI 150+				
21- 7	1- 2	0- 1	OVERALL	4- 3	3- 1	13- 0				
9- 3	0- 1	0- 0	HOME	1- 2	2- 0	6- 0				
10- 4	1- 1	0- 1	AWAY	3- 1	0- 1	6- 0				
2- 0	0- 0	0- 0	NEUTRAL	0- 0	1- 0	1- 0				
7- 2	1- 0	0- 1	NON-CONFERENCE	0- 1	1- 0	5- 0				
3- 0	0- 0	0- 0	HOME	0- 0	1- 0	2- 0				
3- 2	1- 0	0- 1	AWAY	0- 1	0- 0	2- 0				
1- 0	0- 0	0- 0	NEUTRAL	0- 0	0- 0	1- 0				
14- 5	0- 2	0- 0	CONFERENCE	4- 2	2- 1	8- 0				
6- 3	0- 1	0- 0	HOME	1- 2	1- 0	4- 0				
7- 2	0- 1	0- 0	AWAY	3- 0	0- 1	4- 0				
1- 0	0- 0	0- 0	NEUTRAL	0- 0	1- 0	0- 0				

RPI	S	Opponent	Score	RPI	S	Opponent	Score	RPI	S	Opponent	Score	RPI	S	Opponent	Score
7	A	Stanford	61 58	38	A	Washington	55 100	51	A	St. Mary's (CA)	73 67	108	A	Gonzaga	44 53
15	A	BYU	63 70					51	H	St. Mary's (CA)	70 78	108	H	Gonzaga	71 64
15	H	BYU	63 68					55	A	Southern California	46 81	108	N	Gonzaga	59 58
								83	A	San Diego	61 47	146	H	Texas Tech	75 70
								83	H	San Diego	58 70	174	A	Pacific	66 60
								87	A	San Francisco	59 57	174	H	Pacific	76 52
								87	H	San Francisco	68 57	192	A	Cal Poly	69 63
												241	A	Loyola Marymount	57 56
												241	H	Loyola Marymount	68 41
												267	A	UC Santa Barbara	48 37
												267	H	UC Santa Barbara	66 48
												269	A	Pepperdine	62 60
												269	H	Pepperdine	84 50
												287	A	Portland	67 45
												287	H	Portland	66 47
												334	N	Evansville	62 44
												344	H	Air Force	68 34
LAST 12 Division I GAMES:															
108	N	Gonzaga	59 58	83	A	San Diego	61 47								
174	A	Pacific	66 60	87	A	San Francisco	59 57								
51	H	St. Mary's (CA)	70 78	287	H	Portland	66 47								
269	H	Pepperdine	84 50	108	H	Gonzaga	71 64								
241	H	Loyola Marymount	68 41	87	H	San Francisco	68 57								
15	A	BYU	63 70	241	A	Loyola Marymount	57 56								

Non-Div I Games: Hope Int'l 78 54 Simpson (CA) 112 34

Santa Clara

Loss, Non-Conf, S Site, H Home A Away N Neutral

## Savannah St.

Through Games Of March 3, 2016

Average RPI Win:	301	WON-LOST	WINNING	LAST 10	STRENGTH OF	OPP. STRENGTH	TEAM	ADJ.	CONF.	ADJ CONF.
Average RPI Loss:	195	RECORD	PCT. RANK	GAMES	SCHEDULE	OF SCHEDULE	RPI	RPI	RPI	RPI
DIV. I ONLY	8- 17	269	5- 5	286	331	290	290	32	32	
DIV. I NON-CONF.	1- 8	320	0- 0	56	108	228	228	30	30	
TOTALS	RPI 1-25	RPI 26-50	W-L RECORDS	RPI 51-100	RPI 101-150	RPI 150+				
8- 17	0- 2	0- 2	OVERALL	0- 1	0- 1	8- 11				
5- 5	0- 0	0- 0	HOME	0- 1	0- 0	5- 4				
3- 12	0- 2	0- 2	AWAY	0- 0	0- 1	3- 7				
0- 0	0- 0	0- 0	NEUTRAL	0- 0	0- 0	0- 0				
1- 8	0- 2	0- 2	NON-CONFERENCE	0- 1	0- 1	1- 2				
0- 2	0- 0	0- 0	HOME	0- 1	0- 0	0- 1				
1- 6	0- 2	0- 2	AWAY	0- 0	0- 1	1- 1				
0- 0	0- 0	0- 0	NEUTRAL	0- 0	0- 0	0- 0				
7- 9	0- 0	0- 0	CONFERENCE	0- 0	0- 0	7- 9				
5- 3	0- 0	0- 0	HOME	0- 0	0- 0	5- 3				
2- 6	0- 0	0- 0	AWAY	0- 0	0- 0	2- 6				
0- 0	0- 0	0- 0	NEUTRAL	0- 0	0- 0	0- 0				

RPI 1-25				RPI 26-50				RPI 51-100				RPI 101+ Team's RPI: 290			
RPI	S	Opponent	Score	RPI	S	Opponent	Score	RPI	S	Opponent	Score	RPI	S	Opponent	Score
20	A	Florida	34 99	28	A	Mississippi St.	25 92	56	H	Auburn	40 62	145	A	Jacksonville	52 65
23	A	Oklahoma St.	48 76	50	A	Rutgers	26 65					201	A	Hampton	53 65
												215	A	N.C. A&T	31 60
												215	H	N.C. A&T	59 69
												244	H	Coppin St.	57 55
												246	A	Bethune-Cookman	44 50
												254	H	Morgan St.	60 66
												260	A	Alabama St.	60 49
												275	H	UMES	60 42
												294	H	Ga. Southern	48 64
												295	A	Jacksonville St.	35 50
												296	A	Florida A&M	38 59
												296	H	Florida A&M	65 46
												309	A	South Carolina St.	43 56
												309	H	South Carolina St.	62 39
												323	H	Delaware St.	59 67
												330	A	Howard	69 64
												347	A	Norfolk St.	68 53
												348	A	N.C. Central	61 65
												348	H	N.C. Central	57 39
LAST 12 Division I GAMES:															
296	H	Florida A&M	65 46	254	H	Morgan St.	60 66								
348	A	N.C. Central	61 65	246	A	Bethune-Cookman	44 50								
309	H	South Carolina St.	62 39	215	A	N.C. A&T	31 60								
330	A	Howard	69 64	347	A	Norfolk St.	68 53								
309	A	South Carolina St.	43 56	201	A	Hampton	53 65								
244	H	Coppin St.	57 55	323	H	Delaware St.	59 67								

Non-Div I Games: Columbia (SC) 101 34 Allen 72 46

Savannah St.

Loss, Non-Conf, S Site, H Home A Away N Neutral

Average RPI Win:	273	WON-LOST	WINNING	LAST 10	STRENGTH OF	OPP. STRENGTH	TEAM	ADJ.	CONF.	ADJ CONF.
Average RPI Loss:	165	RECORD	PCT. RANK	GAMES	SCHEDULE	OF SCHEDULE	RPI	RPI	RPI	RPI
DIV. I ONLY	8- 19	281	1- 9	166	312	265	265	28	28	
DIV. I NON-CONF.	5- 9	233	0- 0	92	311	174	174	25	25	
TOTALS	RPI 1-25	RPI 26-50	W-L RECORDS	RPI 51-100	RPI 101-150	RPI 150+				
8- 19	0- 0	0- 2	OVERALL	0- 4	0- 3	8- 10				
3- 8	0- 0	0- 0	HOME	0- 2	0- 2	3- 4				
5- 10	0- 0	0- 1	AWAY	0- 2	0- 1	5- 6				
0- 1	0- 0	0- 1	NEUTRAL	0- 0	0- 0	0- 0				
5- 9	0- 0	0- 2	NON-CONFERENCE	0- 2	0- 3	5- 2				
1- 4	0- 0	0- 0	HOME	0- 1	0- 2	1- 1				
4- 4	0- 0	0- 1	AWAY	0- 1	0- 1	4- 1				
0- 1	0- 0	0- 1	NEUTRAL	0- 0	0- 0	0- 0				
3- 10	0- 0	0- 0	CONFERENCE	0- 2	0- 0	3- 8				
2- 4	0- 0	0- 0	HOME	0- 1	0- 0	2- 3				
1- 6	0- 0	0- 0	AWAY	0- 1	0- 0	1- 5				
0- 0	0- 0	0- 0	NEUTRAL	0- 0	0- 0	0- 0				

RPI S	Opponent	Score	RPI S	Opponent	Score	RPI S	Opponent	Score	RPI S	Opponent	Score	Team's RPI: 265
33	N Princeton	48 85	38	A Washington	55 96	54	H UC Riverside	70 92	131	H Long Beach St.	57 69	
						81	A Oregon	62 82	132	A Idaho	60 64	
						99	A New Mexico St.	54 69	149	H Montana St.	51 80	
						99	H New Mexico St.	56 66	152	H Boise St.	66 84	
									177	A Montana	58 44	
									207	A Utah Valley	48 79	
									207	H Utah Valley	44 61	
									211	A UTRGV	74 71	
									211	H UTRGV	71 76	
									212	A Idaho St.	67 83	
									216	A CSU Bakersfield	68 76	
									239	A Grand Canyon	53 60	
									239	H Grand Canyon	54 67	
									241	A Loyola Marymount	78 69	
									297	A CSUN	62 56	
									301	A UMKC	43 64	
									301	H UMKC	69 63	
									304	H Denver	59 51	
									314	A Portland St.	85 64	
									341	A Chicago St.	49 57	
									341	H Chicago St.	59 45	
LAST 12 Division I GAMES:												
207	A Utah Valley	48 79	239	H Grand Canyon	54 67							
99	H New Mexico St.	56 66	207	H Utah Valley	44 61							
211	H UTRGV	71 76	211	A UTRGV	74 71							
239	A Grand Canyon	53 60	99	A New Mexico St.	54 69							
301	A UMKC	43 64	216	A CSU Bakersfield	68 76							
341	A Chicago St.	49 57	341	H Chicago St.	59 45							

Non-Div I Games: Evergreen St. 81 38

Seattle

■ Loss, 
 ■ Non-Conf, 
 ■ S Site, 
 ■ Home 
 ■ A Away 
 N Neutral

## Seton Hall

Through Games Of March 3, 2016

Average RPI Win:	139	WON-LOST	WINNING	LAST 10	STRENGTH OF	OPP. STRENGTH	TEAM	ADJ.	CONF.	ADJ CONF.
Average RPI Loss:	57	RECORD	PCT. RANK	GAMES	SCHEDULE	OF SCHEDULE	RPI	RPI	RPI	RPI
DIV. I ONLY	22- 7	44	7- 3	68	65	34	34	6	6	
DIV. I NON-CONF.	10- 1	19	0- 0	43	51	5	5	6	6	
TOTALS	RPI 1-25	RPI 26-50	W-L RECORDS	RPI 51-100	RPI 101-150	RPI 150+				
22- 7	1- 1	4- 2	OVERALL	3- 4	5- 0	9- 0				
11- 3	0- 1	3- 0	HOME	1- 2	1- 0	6- 0				
9- 4	1- 0	0- 2	AWAY	1- 2	4- 0	3- 0				
2- 0	0- 0	1- 0	NEUTRAL	1- 0	0- 0	0- 0				
10- 1	0- 0	3- 1	NON-CONFERENCE	1- 0	3- 0	3- 0				
5- 0	0- 0	2- 0	HOME	0- 0	0- 0	3- 0				
3- 1	0- 0	0- 1	AWAY	0- 0	3- 0	0- 0				
2- 0	0- 0	1- 0	NEUTRAL	1- 0	0- 0	0- 0				
12- 6	1- 1	1- 1	CONFERENCE	2- 4	2- 0	6- 0				
6- 3	0- 1	1- 0	HOME	1- 2	1- 0	3- 0				
6- 3	1- 0	0- 1	AWAY	1- 2	1- 0	3- 0				
0- 0	0- 0	0- 0	NEUTRAL	0- 0	0- 0	0- 0				






























































































RPI 1-25				RPI 26-50				Team's RPI: 34	RPI 51-100				RPI 101+			
RPI	S	Opponent	Score	RPI	S	Opponent	Score		RPI	S	Opponent	Score	RPI	S	Opponent	Score
18	A	DePaul	83 74	32	A	Georgia	52 70		58	A	St. John's (NY)	69 71	111	A	Saint Joseph's	66 54
18	H	DePaul	74 86	33	H	Princeton	71 64		58	H	St. John's (NY)	64 72	121	A	Liberty	92 56
				46	N	North Carolina St.	58 55		93	A	Marquette	82 89	130	A	Creighton	86 82
				47	A	Villanova	45 55		93	H	Marquette	99 68	130	H	Creighton	77 71
				47	H	Villanova	60 50		95	A	Georgetown	83 75	139	A	UT Arlington	61 54
				50	H	Rutgers	77 49		95	H	Georgetown	65 73	156	A	Xavier	72 67
									96	N	UNI	57 49	156	H	Xavier	82 66
													159	H	Fordham	66 54
													195	A	Butler	72 67
													195	H	Butler	98 77
													228	H	Bryant	93 57
													262	A	Providence	64 54
													262	H	Providence	71 54
													339	H	Saint Peter's	81 65
LAST 12 Division I GAMES:																
262	H	Providence	71 54	58	H	St. John's (NY)	64 72									
130	H	Creighton	77 71	93	A	Marquette	82 89									
156	A	Xavier	72 67	18	A	DePaul	83 74									
195	A	Butler	72 67	195	H	Butler	98 77									
47	H	Villanova	60 50	156	H	Xavier	82 66									
95	H	Georgetown	65 73	95	A	Georgetown	83 75									

Non-Div I Games:

Seton Hall






■ Loss, 
 ■ Non-Conf, 
 ■ S Site, 
 ■ H Home 
 ■ A Away 
 N Neutral

Average RPI Win: <b>265</b>	WON-LOST	WINNING	LAST 10	STRENGTH OF	OPP. STRENGTH	TEAM	ADJ.	CONF.	ADJ CONF.
Average RPI Loss: <b>173</b>	RECORD	PCT. RANK	GAMES	SCHEDULE	OF SCHEDULE	RPI	RPI	RPI	RPI
DIV. I ONLY	<b>14- 17</b>	<b>204</b>	<b>3- 7</b>	<b>239</b>	<b>277</b>	<b>221</b>	<b>221</b>	<b>23</b>	<b>23</b>
DIV. I NON-CONF.	<b>3- 7</b>	<b>248</b>	<b>0- 0</b>	<b>151</b>	<b>320</b>	<b>214</b>	<b>214</b>	<b>22</b>	<b>22</b>
TOTALS	RPI 1-25	RPI 26-50	W-L RECORDS	RPI 51-100	RPI 101-150	RPI 150+			
14- 17	0- 0	0- 1	OVERALL	0- 3	0- 3	14- 10			
7- 6	0- 0	0- 0	HOME	0- 2	0- 1	7- 3			
6- 10	0- 0	0- 1	AWAY	0- 1	0- 2	6- 6			
1- 1	0- 0	0- 0	NEUTRAL	0- 0	0- 0	1- 1			
3- 7	0- 0	0- 1	NON-CONFERENCE	0- 1	0- 1	3- 4			
0- 2	0- 0	0- 0	HOME	0- 1	0- 0	0- 1			
2- 4	0- 0	0- 1	AWAY	0- 0	0- 1	2- 2			
1- 1	0- 0	0- 0	NEUTRAL	0- 0	0- 0	1- 1			
11- 10	0- 0	0- 0	CONFERENCE	0- 2	0- 2	11- 6			
7- 4	0- 0	0- 0	HOME	0- 1	0- 1	7- 2			
4- 6	0- 0	0- 0	AWAY	0- 1	0- 1	4- 4			
0- 0	0- 0	0- 0	NEUTRAL	0- 0	0- 0	0- 0			

RPI S	Opponent	Score	RPI S	Opponent	Score	RPI S	Opponent	Score	RPI S	Opponent	Score	Team's RPI: 221
			27   St. Bonaventure	40   57		52  Albany (NY)	42   61		124  Iona	51   63		
						82  Quinnipiac	52   94		124  Iona	51   64		
						82  Quinnipiac	59   69		134  Southern Ill.	54   73		
									161  Northeastern	67   70		
									167  Marist	37   66		
									167  Marist	60 56		
									185  Fairfield	55   67		
									185  Fairfield	51   71		
									224  Canisius	58 52		
									224  Canisius	61 57		
									236  Navy	58   59		
									237  New Hampshire	57 53		
									243  Manhattan	49   56		
									243  Manhattan	60 59		
									254 N Morgan St.	69 46		
									257  Monmouth	69 63		
									257  Monmouth	64 54		
									260 N Alabama St.	53   57		
									284  Rider	58   70		
									284  Rider	66 45		
									284  Rider	79 76		
									292  Niagara	59 51		
									292  Niagara	45   54		
									300  Colgate	50   52		
									315  Fairleigh Dickinson	81 65		
									339  Saint Peter's	64 55		
LAST 12 Division I GAMES:												
			284  Rider	79 76		124  Iona	51   64					
			292  Niagara	45   54		185  Fairfield	55   67					
			167  Marist	60 56		82  Quinnipiac	59   69					
			124  Iona	51   63		339  Saint Peter's	64 55					
			185  Fairfield	51   71		167  Marist	37   66					
			243  Manhattan	49   56		82  Quinnipiac	52   94					

Non-Div I Games:

Siena

 Loss, 
  Non-Conf, 
  S Site, 
  H Home 
  A Away 
 N Neutral

S  
i  
e  
n  
a

RPI S Opponent Siena Score

Through Games Of March 3, 2016

RPI	S	Opponent	Score
339	H	Saint Peter's	59 58

S  
i  
e  
n  
a

Siena



Average RPI Win:	227	WON-LOST	WINNING	LAST 10	STRENGTH OF	OPP. STRENGTH	TEAM	ADJ.	CONF.	ADJ CONF.
Average RPI Loss:	152	RECORD	PCT. RANK	GAMES	SCHEDULE	OF SCHEDULE	RPI	RPI	RPI	RPI
DIV. I ONLY	12- 14	196	6- 4	170	212	197	197	15	15	
DIV. I NON-CONF.	2- 5	253	0- 0	172	264	230	230	14	14	
TOTALS	RPI 1-25	RPI 26-50	W-L RECORDS	RPI 51-100	RPI 101-150	RPI 150+				
12- 14	0- 1	0- 2	OVERALL	0- 0	2- 4	10- 7				
6- 7	0- 1	0- 1	HOME	0- 0	2- 1	4- 4				
6- 7	0- 0	0- 1	AWAY	0- 0	0- 2	6- 3				
0- 0	0- 0	0- 0	NEUTRAL	0- 0	0- 0	0- 0				
2- 5	0- 1	0- 0	NON-CONFERENCE	0- 0	0- 0	2- 4				
0- 3	0- 1	0- 0	HOME	0- 0	0- 0	0- 2				
2- 2	0- 0	0- 0	AWAY	0- 0	0- 0	2- 2				
0- 0	0- 0	0- 0	NEUTRAL	0- 0	0- 0	0- 0				
10- 9	0- 0	0- 2	CONFERENCE	0- 0	2- 4	8- 3				
6- 4	0- 0	0- 1	HOME	0- 0	2- 1	4- 2				
4- 5	0- 0	0- 1	AWAY	0- 0	0- 3	4- 1				
0- 0	0- 0	0- 0	NEUTRAL	0- 0	0- 0	0- 0				

RPI 1-25			RPI 26-50			RPI 51-100			RPI 101+			Team's RPI: 197
RPI	S	Opponent	Score	RPI	S	Opponent	Score	RPI	S	Opponent	Score	
20	H	Florida	60 72	40	A	Arkansas St.	51 58	102	A	Little Rock	43 74	
				40	H	Arkansas St.	53 66	102	H	Little Rock	34 47	
								133	A	La.-Lafayette	50 69	
								133	H	La.-Lafayette	68 59	
								139	A	UT Arlington	49 53	
								139	H	UT Arlington	59 55	
								153	H	UAB	39 53	
								155	A	Troy	75 71	
								155	H	Troy	65 63	
								163	A	Southern Miss.	51 71	
								164	A	Southern U.	45 50	
								233	H	Texas St.	71 73	
								239	A	Grand Canyon	59 56	
								260	A	Alabama St.	47 43	
								266	A	Appalachian St.	68 54	
								266	H	Appalachian St.	71 55	
								271	A	Georgia St.	60 52	
								271	H	Georgia St.	83 45	
								273	H	UCF	36 77	
								277	A	La.-Monroe	63 57	
								277	H	La.-Monroe	54 67	
								294	A	Ga. Southern	43 57	
								294	H	Ga. Southern	48 45	
LAST 12 Division I GAMES:												
139	A	UT Arlington	49 53	271	H	Georgia St.	83 45					
133	H	La.-Lafayette	68 59	102	A	Little Rock	43 74					
277	H	La.-Monroe	54 67	40	A	Arkansas St.	51 58					
266	A	Appalachian St.	68 54	266	H	Appalachian St.	71 55					
155	H	Troy	65 63	155	A	Troy	75 71					
294	H	Ga. Southern	48 45	277	A	La.-Monroe	63 57					

Non-Div I Games: Spring Hill 64 49 William Carey 66 30

South Ala.

Loss, Non-Conf, S Site, H Home A Away N Neutral

South Carolina				Through Games Of March 9, 2010						
Average RPI Win:	101	WON-LOST	WINNING	LAST 10	STRENGTH OF	OPP. STRENGTH	TEAM	ADJ.	CONF.	ADJ CONF.
Average RPI Loss:	3	RECORD	PCT. RANK	GAMES	SCHEDULE	OF SCHEDULE	RPI	RPI	RPI	RPI
DIV. I ONLY	28- 1	3	9- 1	17	3	4	4	2	2	
DIV. I NON-CONF.	12- 1	9	0- 1	88	8	13	13	2	2	
TOTALS	RPI 1-25	RPI 26-50	W-L RECORDS	RPI 51-100	RPI 101-150	RPI 150+				
28- 1	8- 1	5- 0	OVERALL	3- 0	3- 0	9- 0				
14- 1	4- 1	3- 0	HOME	1- 0	2- 0	4- 0				
11- 0	3- 0	2- 0	AWAY	2- 0	1- 0	3- 0				
3- 0	1- 0	0- 0	NEUTRAL	0- 0	0- 0	2- 0				
12- 1	3- 1	1- 0	NON-CONFERENCE	1- 0	1- 0	6- 0				
6- 1	1- 1	1- 0	HOME	1- 0	0- 0	3- 0				
3- 0	1- 0	0- 0	AWAY	0- 0	1- 0	1- 0				
3- 0	1- 0	0- 0	NEUTRAL	0- 0	0- 0	2- 0				
16- 0	5- 0	4- 0	CONFERENCE	2- 0	2- 0	3- 0				
8- 0	3- 0	2- 0	HOME	0- 0	2- 0	1- 0				
8- 0	2- 0	2- 0	AWAY	2- 0	0- 0	2- 0				
0- 0	0- 0	0- 0	NEUTRAL	0- 0	0- 0	0- 0				

RPI	S	Opponent	Score	RPI	S	Opponent	Score	RPI	S	Opponent	Score	RPI	S	Opponent	Score
3	H	UConn	54 66	26	A	Tennessee	62 56	56	A	Auburn	74 58	117	H	LSU	75 39
5	H	Ohio St.	88 80	28	A	Mississippi St.	57 51	71	A	Vanderbilt	71 61	125	A	Hawaii	67 51
8	N	Arizona St.	60 58	32	H	Georgia	61 51	86	H	Elon	78 63	138	H	Arkansas	85 32
10	A	UCLA	68 65	45	H	Missouri	83 58					154	A	Alabama	66 46
13	A	Kentucky	73 62	48	H	Duke	66 55					158	N	East Carolina	88 57
13	H	Kentucky	78 68									172	A	Ole Miss	66 45
17	A	Texas A&M	70 63									172	H	Ole Miss	81 62
17	H	Texas A&M	59 58									201	H	Hampton	86 48
20	H	Florida	86 71									216	N	CSU Bakersfield	90 71
												255	A	Clemson	67 41
												308	H	UNCG	92 44
												324	H	Winthrop	86 37
LAST 12 Division I GAMES:															
117	H	LSU	75 39	3	H	UConn	54 66	13	H	Kentucky	78 68	17	A	Texas A&M	70 63
172	A	Ole Miss	66 45	28	A	Mississippi St.	57 51	201	H	Hampton	86 48	216	N	CSU Bakersfield	90 71
154	A	Alabama	66 46	45	H	Missouri	83 58	255	A	Clemson	67 41	308	H	UNCG	92 44
32	H	Georgia	61 51	48	H	Duke	66 55	324	H	Winthrop	86 37				
26	A	Tennessee	62 56												
20	H	Florida	86 71												

Non-Div I Games:

South Carolina

Average RPI Win:	312	WON-LOST	WINNING	LAST 10	STRENGTH OF	OPP. STRENGTH	TEAM	ADJ.	CONF.	ADJ CONF.
Average RPI Loss:	225	RECORD	PCT. RANK	GAMES	SCHEDULE	OF SCHEDULE	RPI	RPI	RPI	RPI
DIV. I ONLY	9- 15	247	4- 6	344	340	309	309	32	32	
DIV. I NON-CONF.	2- 6	272	0- 0	303	268	290	290	30	30	
TOTALS	RPI 1-25	RPI 26-50	W-L RECORDS	RPI 51-100	RPI 101-150	RPI 150+				
9- 15	0- 0	0- 0	OVERALL	0- 0	0- 2	9- 13				
5- 4	0- 0	0- 0	HOME	0- 0	0- 0	5- 4				
4- 10	0- 0	0- 0	AWAY	0- 0	0- 1	4- 9				
0- 1	0- 0	0- 0	NEUTRAL	0- 0	0- 1	0- 0				
2- 6	0- 0	0- 0	NON-CONFERENCE	0- 0	0- 2	2- 4				
1- 0	0- 0	0- 0	HOME	0- 0	0- 0	1- 0				
1- 5	0- 0	0- 0	AWAY	0- 0	0- 1	1- 4				
0- 1	0- 0	0- 0	NEUTRAL	0- 0	0- 1	0- 0				
7- 9	0- 0	0- 0	CONFERENCE	0- 0	0- 0	7- 9				
4- 4	0- 0	0- 0	HOME	0- 0	0- 0	4- 4				
3- 5	0- 0	0- 0	AWAY	0- 0	0- 0	3- 5				
0- 0	0- 0	0- 0	NEUTRAL	0- 0	0- 0	0- 0				

RPI 1-25			RPI 26-50			RPI 51-100			RPI 101+ Team's RPI: 309		
RPI	S	Opponent	Score	RPI	S	Opponent	Score	RPI	S	Opponent	Score
								107	N	Central Ark.	38 51
								145	A	Jacksonville	47 79
								153	A	UAB	38 71
								181	A	Davidson	51 63
								201	A	Hampton	50 63
								209	A	Furman	46 59
								215	H	N.C. A&T	54 57
								244	H	Coppin St.	67 63
								246	A	Bethune-Cookman	50 65
								246	H	Bethune-Cookman	46 64
								254	H	Morgan St.	56 62
								255	A	Clemson	54 63
								275	A	UMES	55 61
								275	H	UMES	56 63
								290	A	Savannah St.	39 62
								290	H	Savannah St.	56 43
								296	A	Florida A&M	68 62
								305	H	Wofford	60 47
								323	A	Delaware St.	61 79
								323	H	Delaware St.	61 48
								328	A	North Florida	53 48
								330	A	Howard	65 63
								347	A	Norfolk St.	60 52
								348	H	N.C. Central	58 51
LAST 12 Division I GAMES:											
246	H	Bethune-Cookman	46 64	244	H	Coppin St.	67 63				
290	A	Savannah St.	39 62	323	A	Delaware St.	61 79				
330	A	Howard	65 63	201	A	Hampton	50 63				
275	A	UMES	55 61	347	A	Norfolk St.	60 52				
290	H	Savannah St.	56 43	275	H	UMES	56 63				
254	H	Morgan St.	56 62	323	H	Delaware St.	61 48				

Non-Div I Games: Morris 90 39 Southern Wesleyan 75 52

South Carolina St.

Loss, Non-Conf, S Site, H Home A Away N Neutral

# South Dakota

Through Games Of March 3, 2016

Average RPI Win:	208	WON-LOST	WINNING	LAST 10	STRENGTH OF	OPP. STRENGTH	TEAM	ADJ.	CONF.	ADJ CONF.
Average RPI Loss:	81	RECORD	PCT. RANK	GAMES	SCHEDULE	OF SCHEDULE	RPI	RPI	RPI	RPI
DIV. I ONLY	23- 5	22	10- 0	210	133	59	59	18	18	
DIV. I NON-CONF.	8- 4	99	0- 0	178	15	86	86	19	19	
TOTALS	RPI 1-25	RPI 26-50	W-L RECORDS	RPI 51-100	RPI 101-150	RPI 150+				
23- 5	0- 0	0- 2	OVERALL	3- 2	5- 1	15- 0				
11- 1	0- 0	0- 1	HOME	2- 0	3- 0	6- 0				
11- 4	0- 0	0- 1	AWAY	1- 2	2- 1	8- 0				
1- 0	0- 0	0- 0	NEUTRAL	0- 0	0- 0	1- 0				
8- 4	0- 0	0- 2	NON-CONFERENCE	1- 2	2- 0	5- 0				
3- 1	0- 0	0- 1	HOME	1- 0	1- 0	1- 0				
4- 3	0- 0	0- 1	AWAY	0- 2	1- 0	3- 0				
1- 0	0- 0	0- 0	NEUTRAL	0- 0	0- 0	1- 0				
15- 1	0- 0	0- 0	CONFERENCE	2- 0	3- 1	10- 0				
8- 0	0- 0	0- 0	HOME	1- 0	2- 0	5- 0				
7- 1	0- 0	0- 0	AWAY	1- 0	1- 1	5- 0				
0- 0	0- 0	0- 0	NEUTRAL	0- 0	0- 0	0- 0				

RPI S	Opponent	Score	RPI S	Opponent	Score	RPI S	Opponent	Score	RPI S	Opponent	Score
38	H Washington	64 77	44	A Kansas St.	81 84	60	A South Dakota St.	63 58	105	A North Dakota	73 70
						60	H South Dakota St.	80 75	110	H Drake	92 87
						85	A Utah	59 66	115	A IUPUI	74 63
						93	H Marquette	97 69	115	H IUPUI	65 59
						96	A UNI	43 64	144	A Oral Roberts	56 60
									144	H Oral Roberts	71 48
									175	A Illinois	85 76
									178	A Fla. Atlantic	76 53
									189	A San Jose St.	87 77
									223	A Western Ill.	102 77
									223	H Western Ill.	86 50
									261	A Omaha	70 55
									261	H Omaha	82 76
									266	N Appalachian St.	87 60
									304	A Denver	79 33
									304	H Denver	85 60
									314	H Portland St.	103 61
									316	A IPFW	90 63
									316	H IPFW	92 60
									326	A North Dakota St.	96 94
									326	H North Dakota St.	80 54
LAST 12 Division I GAMES:											
115	A IUPUI	74 63	304	A Denver	79 33						
316	A IPFW	90 63	326	H North Dakota St.	80 54						
60	H South Dakota St.	80 75	223	A Western Ill.	102 77						
223	H Western Ill.	86 50	115	H IUPUI	65 59						
144	H Oral Roberts	71 48	316	H IPFW	92 60						
261	A Omaha	70 55	60	A South Dakota St.	63 58						

Non-Div I Games: Dakota Wesleyan 94 54

South Dakota

Loss, Non-Conf, S Site, H Home A Away N Neutral

Average RPI Win:	210	WON-LOST	WINNING	LAST 10	STRENGTH OF	OPP. STRENGTH	TEAM	ADJ.	CONF.	ADJ CONF.
Average RPI Loss:	44	RECORD	PCT. RANK	GAMES	SCHEDULE	OF SCHEDULE	RPI	RPI	RPI	RPI
DIV. I ONLY	23- 6	30	8- 2	144	131	60	60	18	18	
DIV. I NON-CONF.	10- 3	61	0- 0	47	13	30	30	19	19	
TOTALS	RPI 1-25	RPI 26-50	W-L RECORDS	RPI 51-100	RPI 101-150	RPI 150+				
23- 6	1- 3	0- 0	OVERALL	1- 2	7- 1	14- 0				
13- 2	1- 1	0- 0	HOME	1- 1	3- 0	8- 0				
8- 3	0- 1	0- 0	AWAY	0- 1	2- 1	6- 0				
2- 1	0- 1	0- 0	NEUTRAL	0- 0	2- 0	0- 0				
10- 3	1- 3	0- 0	NON-CONFERENCE	1- 0	4- 0	4- 0				
6- 1	1- 1	0- 0	HOME	1- 0	1- 0	3- 0				
2- 1	0- 1	0- 0	AWAY	0- 0	1- 0	1- 0				
2- 1	0- 1	0- 0	NEUTRAL	0- 0	2- 0	0- 0				
13- 3	0- 0	0- 0	CONFERENCE	0- 2	3- 1	10- 0				
7- 1	0- 0	0- 0	HOME	0- 1	2- 0	5- 0				
6- 2	0- 0	0- 0	AWAY	0- 1	1- 1	5- 0				
0- 0	0- 0	0- 0	NEUTRAL	0- 0	0- 0	0- 0				

RPI 1-25				RPI 26-50				RPI 51-100				Team's RPI: 60		RPI 101+			
RPI	S	Opponent	Score	RPI	S	Opponent	Score	RPI	S	Opponent	Score			RPI	S	Opponent	Score
1	H	Notre Dame	64 75					59	A	South Dakota	75 80			115	A	IUPUI	60 63
11	N	Maryland	55 62					59	H	South Dakota	58 63			115	H	IUPUI	68 66
18	H	DePaul	88 79					96	H	UNI	89 86			127	N	Pittsburgh	55 54
19	A	Green Bay	57 58											130	A	Creighton	53 51
														138	H	Arkansas	76 69
														144	A	Oral Roberts	68 50
														144	H	Oral Roberts	60 48
														150	N	Old Dominion	71 39
														167	H	Marist	77 68
														168	H	Northern Colo.	66 62
														223	A	Western Ill.	66 65
														223	H	Western Ill.	85 63
														256	A	Bowling Green	58 45
														261	A	Omaha	65 47
														261	H	Omaha	68 58
														304	A	Denver	76 39
														304	H	Denver	80 52
														314	H	Portland St.	74 65
														316	A	IPFW	61 42
														316	H	IPFW	92 64
														326	A	North Dakota St.	81 63
														326	H	North Dakota St.	81 47
LAST 12 Division I GAMES:																	
223	A	Western Ill.	66 65	326	H	North Dakota St.	81 47										
115	A	IUPUI	60 63	261	A	Omaha	65 47										
59	A	South Dakota	75 80	144	A	Oral Roberts	68 50										
304	H	Denver	80 52	223	H	Western Ill.	85 63										
316	H	IPFW	92 64	115	H	IUPUI	68 66										
144	H	Oral Roberts	60 48	59	H	South Dakota	58 63										

Non-Div I Games:

South Dakota St.

■ Loss, 
 ■ Non-Conf, S Site, 
 ■ Home 
 ■ Away 
 N Neutral

Average RPI Win: 152		WON-LOST	WINNING	LAST 10	STRENGTH OF	OPP. STRENGTH	TEAM	ADJ.	CONF.	ADJ CONF.
Average RPI Loss: 35		RECORD	PCT. RANK	GAMES	SCHEDULE	OF SCHEDULE	RPI	RPI	RPI	RPI
DIV. I ONLY		21- 8	59	7- 3	42	64	25	25	8	8
DIV. I NON-CONF.		7- 4	110	0- 1	6	9	21	21	7	7
TOTALS		RPI 1-25	RPI 26-50		W-L RECORDS		RPI 51-100	RPI 101-150	RPI 150+	
21- 8	1- 4	1- 1		OVERALL		5- 2	3- 1	11- 0		
15- 1	1- 1	1- 0		HOME		4- 0	3- 0	6- 0		
6- 6	0- 1	0- 0		AWAY		1- 1	0- 0	5- 0		
0- 1	0- 0	0- 1		NEUTRAL		0- 0	0- 0	0- 0		
7- 4	1- 2	1- 1		NON-CONFERENCE		2- 1	2- 0	1- 0		
7- 0	1- 0	1- 0		HOME		2- 0	2- 0	1- 0		
0- 3	0- 2	0- 0		AWAY		0- 1	0- 0	0- 0		
0- 1	0- 0	0- 1		NEUTRAL		0- 0	0- 0	0- 0		
14- 4	0- 2	0- 0		CONFERENCE		3- 1	1- 1	10- 0		
8- 1	0- 1	0- 0		HOME		2- 0	1- 0	5- 0		
6- 3	0- 1	0- 0		AWAY		1- 1	0- 1	5- 0		
0- 0	0- 0	0- 0		NEUTRAL		0- 0	0- 0	0- 0		

RPI	S	Opponent	Score	RPI	S	Opponent	Score	RPI	S	Opponent	Score	RPI	S	Opponent	Score
2	A	Baylor	63 66	28	N	Mississippi St.	58 68	58	A	St. John's (NY)	70 74	104	A	Memphis	87 88
3	A	UConn	59 79	49	H	Chattanooga	61 33	66	A	Temple	66 68	104	H	Memphis	97 82
3	H	UConn	59 75					66	H	Temple	76 62	128	H	Penn St.	101 79
14	A	Louisville	50 67					78	H	Drexel	73 58	145	H	Jacksonville	74 52
23	H	Oklahoma St.	68 46					80	A	Tulane	71 67	158	A	East Carolina	61 59
								80	H	Tulane	77 65	158	H	East Carolina	75 54
								100	H	Harvard	86 59	179	A	Tulsa	72 66
												188	A	SMU	66 48
												188	H	SMU	83 56
												195	H	Butler	87 77
												219	A	Cincinnati	78 51
												219	H	Cincinnati	82 49
												273	A	UCF	88 49
												273	H	UCF	108 63
												282	H	Houston	73 49
LAST 12 Division I GAMES:															
3	A	UConn	59 79	80	H	Tulane	77 65								
66	H	Temple	76 62	66	A	Temple	66 68								
179	A	Tulsa	72 66	219	H	Cincinnati	82 49								
104	H	Memphis	97 82	188	A	SMU	66 48								
14	A	Louisville	50 67	282	H	Houston	73 49								
219	A	Cincinnati	78 51	273	A	UCF	88 49								

Non-Div I Games:

South Fla.

■ Loss, 
 ■ Non-Conf, 
 ■ S Site, 
 ■ Home 
 ■ A Away 
 N Neutral

Average RPI Win:	277	WON-LOST	WINNING	LAST 10	STRENGTH OF	OPP. STRENGTH	TEAM	ADJ.	CONF.	ADJ CONF.
Average RPI Loss:	152	RECORD	PCT. RANK	GAMES	SCHEDULE	OF SCHEDULE	RPI	RPI	RPI	RPI
DIV. I ONLY	13- 15	192	3- 7	269	285	235	235	24	24	
DIV. I NON-CONF.	5- 6	180	0- 1	183	329	177	177	23	23	
TOTALS	RPI 1-25	RPI 26-50	W-L RECORDS	RPI 51-100	RPI 101-150	RPI 150+				
13- 15	0- 0	0- 1	OVERALL	1- 2	0- 7	12- 5				
7- 4	0- 0	0- 0	HOME	1- 0	0- 4	6- 0				
6- 8	0- 0	0- 1	AWAY	0- 1	0- 2	6- 4				
0- 3	0- 0	0- 0	NEUTRAL	0- 1	0- 1	0- 1				
5- 6	0- 0	0- 1	NON-CONFERENCE	0- 2	0- 2	5- 1				
1- 2	0- 0	0- 0	HOME	0- 0	0- 2	1- 0				
4- 2	0- 0	0- 1	AWAY	0- 1	0- 0	4- 0				
0- 2	0- 0	0- 0	NEUTRAL	0- 1	0- 0	0- 1				
8- 9	0- 0	0- 0	CONFERENCE	1- 0	0- 5	7- 4				
6- 2	0- 0	0- 0	HOME	1- 0	0- 2	5- 0				
2- 6	0- 0	0- 0	AWAY	0- 0	0- 2	2- 4				
0- 1	0- 0	0- 0	NEUTRAL	0- 0	0- 1	0- 0				

RPI S	Opponent	Score	RPI S	Opponent	Score	RPI S	Opponent	Score	RPI S	Opponent	Score	Team's RPI: 235
45	A Missouri	32 74	53	A Saint Louis	52 67	101	A UT Martin	65 95				
			54	N UC Riverside	67 85	101	H UT Martin	74 84				
			88	H Belmont	81 74	107	H Central Ark.	54 63				
						134	H Southern Ill.	72 87				
						143	A SIUE	73 80				
						143	H SIUE	75 89				
						143	N SIUE	76 80				
						183	A Eastern Ky.	55 56				
						212	N Idaho St.	64 65				
						223	A Western Ill.	89 84				
						258	H Tennessee St.	75 65				
						259	A Murray St.	61 80				
						259	H Murray St.	96 59				
						268	A Austin Peay	71 74				
						268	H Austin Peay	71 69				
						278	A Tennessee Tech	60 57				
						295	H Jacksonville St.	61 47				
						298	A Wichita St.	66 62				
						301	H UMKC	78 65				
						307	A Morehead St.	89 79				
						336	A Lipscomb	84 69				
						338	A Eastern Ill.	59 64				
						338	H Eastern Ill.	82 52				
						346	A Alabama A&M	69 58				
LAST 12 Division I GAMES:												
143	N SIUE	76 80	101	A UT Martin	65 95							
54	N UC Riverside	67 85	338	A Eastern Ill.	59 64							
268	A Austin Peay	71 74	259	H Murray St.	96 59							
143	H SIUE	75 89	268	H Austin Peay	71 69							
338	H Eastern Ill.	82 52	101	H UT Martin	74 84							
259	A Murray St.	61 80	143	A SIUE	73 80							

Non-Div I Games: Harris-Stowe 78 66 William Woods 94 58

Southeast Mo. St.

Loss, Non-Conf, S Site, H Home A Away N Neutral

Average RPI Win:	<b>272</b>	WON-LOST	WINNING	LAST 10	STRENGTH OF	OPP. STRENGTH	TEAM	ADJ.	CONF.	ADJ CONF.
Average RPI Loss:	<b>172</b>	RECORD	PCT. RANK	GAMES	SCHEDULE	OF SCHEDULE	RPI	RPI	RPI	RPI
DIV. I ONLY	<b>4- 24</b>	<b>329</b>	<b>1- 9</b>	<b>154</b>	<b>273</b>	<b>312</b>	<b>312</b>	<b>26</b>	<b>26</b>	
DIV. I NON-CONF.	<b>1- 10</b>	<b>330</b>	<b>0- 0</b>	<b>143</b>	<b>177</b>	<b>282</b>	<b>282</b>	<b>26</b>	<b>26</b>	
TOTALS	RPI 1-25	RPI 26-50	W-L RECORDS	RPI 51-100	RPI 101-150	RPI 150+				
4- 24	0- 0	0- 1	OVERALL	0- 4	0- 7	4- 12				
3- 10	0- 0	0- 0	HOME	0- 2	0- 2	3- 6				
1- 14	0- 0	0- 1	AWAY	0- 2	0- 5	1- 6				
0- 0	0- 0	0- 0	NEUTRAL	0- 0	0- 0	0- 0				
1- 10	0- 0	0- 1	NON-CONFERENCE	0- 2	0- 3	1- 4				
0- 4	0- 0	0- 0	HOME	0- 1	0- 0	0- 3				
1- 6	0- 0	0- 1	AWAY	0- 1	0- 3	1- 1				
0- 0	0- 0	0- 0	NEUTRAL	0- 0	0- 0	0- 0				
3- 14	0- 0	0- 0	CONFERENCE	0- 2	0- 4	3- 8				
3- 6	0- 0	0- 0	HOME	0- 1	0- 2	3- 3				
0- 8	0- 0	0- 0	AWAY	0- 1	0- 2	0- 5				
0- 0	0- 0	0- 0	NEUTRAL	0- 0	0- 0	0- 0				

RPI S	Opponent	Score	RPI S	Opponent	Score	RPI S	Opponent	Score	RPI S	Opponent	Score	Team's RPI: 312
28	A Mississippi St.	41 81	56	H Auburn	68 80	106	A Wright St.	72 106				
			67	A Georgia Tech	49 102	107	A Central Ark.	58 80				
			73	A Abilene Christian	70 72	107	H Central Ark.	60 64				
			73	H Abilene Christian	72 88	120	A Northwestern St.	62 82				
						120	H Northwestern St.	58 73				
						138	A Arkansas	53 97				
						146	A Texas Tech	51 113				
						151	A McNeese St.	79 96				
						151	H McNeese St.	74 83				
						155	H Troy	90 100				
						156	A Xavier	27 67				
						202	H SFA	65 56				
						222	A Sam Houston St.	56 80				
						242	A Houston Baptist	56 64				
						277	H La.-Monroe	84 88				
						287	H Lamar	73 66				
						296	A Florida A&M	62 57				
						303	H Nicholls St.	78 68				
						311	H Jackson St.	72 79				
						319	A A&M-Corpus Christi	67 69				
						329	H Incarnate Word	66 70				
						332	A New Orleans	55 57				
						332	H New Orleans	51 62				
LAST 12 Division I GAMES:												
332	A New Orleans	55 57	151	H McNeese St.	74 83							
107	H Central Ark.	60 64	73	H Abilene Christian	72 88							
120	H Northwestern St.	58 73	107	A Central Ark.	58 80							
73	A Abilene Christian	70 72	120	A Northwestern St.	62 82							
332	H New Orleans	51 62	151	A McNeese St.	79 96							
303	H Nicholls St.	78 68	319	A A&M-Corpus Christi	67 69							

Non-Div I Games:

Southeastern La.

■ Loss, 
 ■ Non-Conf, S Site, 
 ■ Home 
 ■ Away 
 N Neutral



## Southern California

Through Games Of March 3, 2016

Average RPI Win:	138	WON-LOST	WINNING	LAST 10	STRENGTH OF	OPP. STRENGTH	TEAM	ADJ.	CONF.	ADJ CONF.
Average RPI Loss:	51	RECORD	PCT. RANK	GAMES	SCHEDULE	OF SCHEDULE	RPI	RPI	RPI	RPI
DIV. I ONLY	18- 12	118	3- 7	14	52	55	55	1	1	
DIV. I NON-CONF.	11- 0	1	0- 0	64	319	9	9	1	1	
TOTALS	RPI 1-25	RPI 26-50	W-L RECORDS	RPI 51-100	RPI 101-150	RPI 150+				
18- 12	2- 6	0- 2	OVERALL	7- 2	4- 1	5- 1				
11- 5	1- 3	0- 1	HOME	5- 0	1- 1	4- 0				
3- 7	0- 3	0- 1	AWAY	1- 2	2- 0	0- 1				
4- 0	1- 0	0- 0	NEUTRAL	1- 0	1- 0	1- 0				
11- 0	1- 0	0- 0	NON-CONFERENCE	2- 0	3- 0	5- 0				
7- 0	0- 0	0- 0	HOME	2- 0	1- 0	4- 0				
1- 0	0- 0	0- 0	AWAY	0- 0	1- 0	0- 0				
3- 0	1- 0	0- 0	NEUTRAL	0- 0	1- 0	1- 0				
7- 12	1- 6	0- 2	CONFERENCE	5- 2	1- 1	0- 1				
4- 5	1- 3	0- 1	HOME	3- 0	0- 1	0- 0				
2- 7	0- 3	0- 1	AWAY	1- 2	1- 0	0- 1				
1- 0	0- 0	0- 0	NEUTRAL	1- 0	0- 0	0- 0				

RPI 1-25				RPI 26-50				RPI 51-100				Team's RPI: 55	RPI 101+			
RPI	S	Opponent	Score	RPI	S	Opponent	Score	RPI	S	Opponent	Score		RPI	S	Opponent	Score
7	H	Stanford	47 57	38	A	Washington	60 69	52	H	Albany (NY)	68 67		108	A	Gonzaga	60 56
8	A	Arizona St.	68 69	38	H	Washington	53 61	64	H	Santa Clara	81 46		118	A	Arizona	67 57
8	H	Arizona St.	45 50					81	A	Oregon	60 69		118	H	Arizona	56 63
9	A	Oregon St.	52 76					81	H	Oregon	74 67		124	N	Iona	76 56
9	H	Oregon St.	49 57					85	A	Utah	70 59		131	H	Long Beach St.	69 43
10	A	UCLA	73 78					89	H	California	61 47		193	A	Colorado	63 66
10	H	UCLA	71 68					94	A	Washington St.	61 73		204	H	UNLV	73 42
24	N	West Virginia	78 67					94	H	Washington St.	64 62		239	N	Grand Canyon	75 44
								94	N	Washington St.	77 73		296	H	Florida A&M	88 45
													333	H	Southern Utah	71 32
													335	H	UC Irvine	75 56
LAST 12 Division I GAMES:																
		94	N	Washington St.			77 73	38	H	Washington			53 61			
		118	H	Arizona			56 63	8	A	Arizona St.			68 69			
		8	H	Arizona St.			45 50	118	A	Arizona			67 57			
		81	A	Oregon			60 69	193	A	Colorado			63 66			
		9	A	Oregon St.			52 76	85	A	Utah			70 59			
		94	H	Washington St.			64 62	89	H	California			61 47			

Non-Div I Games: Hope Int'l 92 43

Southern California

■ Loss, 
 ■ Non-Conf, 
 ■ S Site, 
 ■ Home 
 ■ A Away 
 N Neutral

Average RPI Win: <b>235</b>	WON-LOST	WINNING	LAST 10	STRENGTH OF	OPP. STRENGTH	TEAM	ADJ.	CONF.	ADJ CONF.
Average RPI Loss: <b>137</b>	RECORD	PCT. RANK	GAMES	SCHEDULE	OF SCHEDULE	RPI	RPI	RPI	RPI
DIV. I ONLY	<b>19- 10</b>	<b>83</b>	<b>7- 2</b>	<b>238</b>	<b>217</b>	<b>134</b>	<b>134</b>	<b>21</b>	<b>21</b>
DIV. I NON-CONF.	<b>7- 5</b>	<b>135</b>	<b>1- 0</b>	<b>121</b>	<b>243</b>	<b>121</b>	<b>121</b>	<b>17</b>	<b>17</b>
TOTALS	RPI 1-25	RPI 26-50	W-L RECORDS	RPI 51-100	RPI 101-150	RPI 150+			
19- 10	0- 1	0- 0	OVERALL	2- 2	3- 3	14- 4			
10- 4	0- 0	0- 0	HOME	1- 1	1- 2	8- 1			
9- 6	0- 1	0- 0	AWAY	1- 1	2- 1	6- 3			
0- 0	0- 0	0- 0	NEUTRAL	0- 0	0- 0	0- 0			
7- 5	0- 1	0- 0	NON-CONFERENCE	0- 0	2- 3	5- 1			
4- 2	0- 0	0- 0	HOME	0- 0	1- 2	3- 0			
3- 3	0- 1	0- 0	AWAY	0- 0	1- 1	2- 1			
0- 0	0- 0	0- 0	NEUTRAL	0- 0	0- 0	0- 0			
12- 5	0- 0	0- 0	CONFERENCE	2- 2	1- 0	9- 3			
6- 2	0- 0	0- 0	HOME	1- 1	0- 0	5- 1			
6- 3	0- 0	0- 0	AWAY	1- 1	1- 0	4- 2			
0- 0	0- 0	0- 0	NEUTRAL	0- 0	0- 0	0- 0			

RPI S	Opponent	Score	RPI S	Opponent	Score	RPI S	Opponent	Score	RPI S	Opponent	Score	Team's RPI: 134
18	A DePaul	61 <b>105</b>				92	A Missouri St.	77 <b>82</b>	101	H UT Martin	63 <b>70</b>	
						92	H Missouri St.	69 61	104	A Memphis	58 <b>61</b>	
						96	A UNI	65 60	110	A Drake	77 67	
						96	H UNI	64 <b>73</b>	114	A Mercer	55 52	
									140	H Marshall	55 <b>61</b>	
									143	H SIUE	71 57	
									172	A Loyola Chicago	59 <b>83</b>	
									172	H Loyola Chicago	68 <b>69</b>	
									175	A Illinois	64 <b>78</b>	
									214	A Indiana St.	62 58	
									214	H Indiana St.	76 64	
									221	H Siena	73 54	
									235	A Southeast Mo. St.	87 72	
									258	H Tennessee St.	79 70	
									259	A Murray St.	70 57	
									298	A Wichita St.	48 <b>57</b>	
									298	H Wichita St.	80 66	
									302	A Bradley	65 51	
									302	H Bradley	75 49	
									307	H Morehead St.	102 69	
									313	A Illinois St.	68 55	
									313	H Illinois St.	76 71	
									334	A Evansville	66 63	
									334	H Evansville	74 56	
LAST 12 Division I GAMES:												
258	H Tennessee St.	79 70	334	A Evansville	66 63							
96	H UNI	64 <b>73</b>	302	A Bradley	65 51							
214	A Indiana St.	62 58	172	A Loyola Chicago	59 <b>83</b>							
313	A Illinois St.	68 55	313	H Illinois St.	76 71							
298	H Wichita St.	80 66	214	H Indiana St.	76 64							
92	H Missouri St.	69 61	92	A Missouri St.	77 <b>82</b>							

Non-Div I Games:

Southern Ill.

Average RPI Win:	228	WON-LOST	WINNING	LAST 10	STRENGTH OF	OPP. STRENGTH	TEAM	ADJ.	CONF.	ADJ CONF.
Average RPI Loss:	102	RECORD	PCT. RANK	GAMES	SCHEDULE	OF SCHEDULE	RPI	RPI	RPI	RPI
DIV. I ONLY	13- 14	179	3- 6	148	113	163	163	12	12	
DIV. I NON-CONF.	6- 4	125	1- 1	109	121	106	106	11	11	
TOTALS	RPI 1-25	RPI 26-50	W-L RECORDS	RPI 51-100	RPI 101-150	RPI 150+				
13- 14	0- 1	0- 5	OVERALL	0- 2	1- 2	12- 4				
11- 2	0- 0	0- 2	HOME	0- 0	1- 0	10- 0				
2- 11	0- 1	0- 3	AWAY	0- 2	0- 1	2- 4				
0- 1	0- 0	0- 0	NEUTRAL	0- 0	0- 1	0- 0				
6- 4	0- 1	0- 2	NON-CONFERENCE	0- 0	1- 1	5- 0				
5- 0	0- 0	0- 0	HOME	0- 0	1- 0	4- 0				
1- 3	0- 1	0- 2	AWAY	0- 0	0- 0	1- 0				
0- 1	0- 0	0- 0	NEUTRAL	0- 0	0- 1	0- 0				
7- 10	0- 0	0- 3	CONFERENCE	0- 2	0- 1	7- 4				
6- 2	0- 0	0- 2	HOME	0- 0	0- 0	6- 0				
1- 8	0- 0	0- 1	AWAY	0- 2	0- 1	1- 4				
0- 0	0- 0	0- 0	NEUTRAL	0- 0	0- 0	0- 0				

RPI	S	Opponent	Score	RPI	S	Opponent	Score	RPI	S	Opponent	Score	RPI	S	Opponent	Score	Team's RPI: 163
2	A	Baylor	42 97	28	A	Mississippi St.	65 78	62	A	Middle Tenn.	44 74	109	H	Samford	56 48	
				30	A	UTEP	64 72	76	A	Charlotte	59 80	147	N	North Carolina	62 69	
				30	H	UTEP	54 57					150	A	Old Dominion	45 53	
				39	H	Western Ky.	53 54					153	A	UAB	49 53	
				49	A	Chattanooga	48 53					172	H	Ole Miss	57 38	
												178	H	Fla. Atlantic	89 80	
												180	A	Louisiana Tech	37 72	
												180	H	Louisiana Tech	69 59	
												197	H	South Ala.	71 51	
												225	A	Rice	59 49	
												225	H	Rice	68 62	
												240	A	North Texas	55 57	
												240	H	North Texas	57 38	
												247	A	UTSA	41 47	
												247	H	UTSA	65 53	
												260	H	Alabama St.	65 44	
												278	A	Tennessee Tech	69 57	
												310	H	FIU	82 55	
												349	H	Mississippi Val.	71 55	
LAST 12 Division I GAMES:																
109	H	Samford	56 48	30	H	UTEP	54 57									
49	A	Chattanooga	48 53	62	A	Middle Tenn.	44 74									
39	H	Western Ky.	53 54	153	A	UAB	49 53									
240	A	North Texas	55 57	225	H	Rice	68 62									
225	A	Rice	59 49	240	H	North Texas	57 38									
247	H	UTSA	65 53	247	A	UTSA	41 47									

Non-Div I Games: William Carey 75 34

Southern Miss.

■ Loss, 
 ■ Non-Conf, S Site, 
 ■ Home 
 ■ Away 
 N Neutral

Average RPI Win:	296	WON-LOST	WINNING	LAST 10	STRENGTH OF	OPP. STRENGTH	TEAM	ADJ.	CONF.	ADJ CONF.
Average RPI Loss:	136	RECORD	PCT. RANK	GAMES	SCHEDULE	OF SCHEDULE	RPI	RPI	RPI	RPI
DIV. I ONLY	14- 10	128	8- 2	288	320	164	164	31	31	
DIV. I NON-CONF.	1- 6	311	0- 0	20	3	186	186	31	31	
TOTALS	RPI 1-25	RPI 26-50	W-L RECORDS	RPI 51-100	RPI 101-150	RPI 150+				
14- 10	0- 2	0- 1	OVERALL	0- 2	0- 1	14- 4				
8- 1	0- 0	0- 0	HOME	0- 0	0- 0	8- 1				
6- 9	0- 1	0- 1	AWAY	0- 2	0- 1	6- 3				
0- 0	0- 0	0- 0	NEUTRAL	0- 0	0- 0	0- 0				
1- 6	0- 2	0- 1	NON-CONFERENCE	0- 2	0- 1	1- 0				
1- 0	0- 0	0- 0	HOME	0- 0	0- 0	1- 0				
0- 6	0- 2	0- 1	AWAY	0- 2	0- 1	0- 0				
0- 0	0- 0	0- 0	NEUTRAL	0- 0	0- 0	0- 0				
13- 4	0- 0	0- 0	CONFERENCE	0- 0	0- 0	13- 4				
7- 1	0- 0	0- 0	HOME	0- 0	0- 0	7- 1				
6- 3	0- 0	0- 0	AWAY	0- 0	0- 0	6- 3				
0- 0	0- 0	0- 0	NEUTRAL	0- 0	0- 0	0- 0				

RPI 1-25				RPI 26-50				RPI 51-100				RPI 101+ Team's RPI: 164			
RPI	S	Opponent	Score	RPI	S	Opponent	Score	RPI	S	Opponent	Score	RPI	S	Opponent	Score
11	A	Maryland	61 94	44	A	Kansas St.	47 59	80	A	Tulane	48 77	116	A	Iowa St.	46 86
17	A	Texas A&M	47 88					97	A	Nebraska	38 89	191	A	Grambling	52 65
												191	H	Grambling	80 68
												197	H	South Ala.	50 45
												248	A	Texas Southern	45 59
												248	H	Texas Southern	56 55
												260	A	Alabama St.	57 55
												260	H	Alabama St.	59 60
												280	A	Prairie View	65 55
												291	A	Alcorn	74 85
												291	H	Alcorn	66 57
												311	A	Jackson St.	66 57
												311	H	Jackson St.	84 57
												331	A	Ark.-Pine Bluff	78 61
												331	H	Ark.-Pine Bluff	74 70
												346	A	Alabama A&M	68 62
												346	H	Alabama A&M	77 38
												349	A	Mississippi Val.	99 36
												349	H	Mississippi Val.	78 26
LAST 12 Division I GAMES:															
248	H	Texas Southern	56 55	311	A	Jackson St.	66 57								
291	A	Alcorn	74 85	191	A	Grambling	52 65								
346	A	Alabama A&M	68 62	291	H	Alcorn	66 57								
260	A	Alabama St.	57 55	346	H	Alabama A&M	77 38								
349	H	Mississippi Val.	78 26	260	H	Alabama St.	59 60								
331	H	Ark.-Pine Bluff	74 70	349	A	Mississippi Val.	99 36								

Non-Div I Games:      Tougaloo                      81   48                      Spring Hill                      65   46

Southern U.

Loss, Non-Conf, S Site, H Home A Away N Neutral

## Southern Utah

Through Games Of March 3, 2016

Average RPI Win:	316	WON-LOST	WINNING	LAST 10	STRENGTH OF	OPP. STRENGTH	TEAM	ADJ.	CONF.	ADJ CONF.
Average RPI Loss:	176	RECORD	PCT. RANK	GAMES	SCHEDULE	OF SCHEDULE	RPI	RPI	RPI	RPI
DIV. I ONLY	3- 24	340	1- 9	175	304	333	333	20	20	
DIV. I NON-CONF.	2- 8	290	0- 0	275	295	325	325	24	24	
TOTALS	RPI 1-25	RPI 26-50	W-L RECORDS	RPI 51-100	RPI 101-150	RPI 150+				
3- 24	0- 0	0- 0	OVERALL	0- 3	0- 5	3- 16				
3- 8	0- 0	0- 0	HOME	0- 0	0- 2	3- 6				
0- 15	0- 0	0- 0	AWAY	0- 3	0- 3	0- 9				
0- 1	0- 0	0- 0	NEUTRAL	0- 0	0- 0	0- 1				
2- 8	0- 0	0- 0	NON-CONFERENCE	0- 3	0- 0	2- 5				
2- 1	0- 0	0- 0	HOME	0- 0	0- 0	2- 1				
0- 6	0- 0	0- 0	AWAY	0- 3	0- 0	0- 3				
0- 1	0- 0	0- 0	NEUTRAL	0- 0	0- 0	0- 1				
1- 16	0- 0	0- 0	CONFERENCE	0- 0	0- 5	1- 11				
1- 7	0- 0	0- 0	HOME	0- 0	0- 2	1- 5				
0- 9	0- 0	0- 0	AWAY	0- 0	0- 3	0- 6				
0- 0	0- 0	0- 0	NEUTRAL	0- 0	0- 0	0- 0				

RPI S	Opponent	Score	RPI S	Opponent	Score	RPI S	Opponent	Score	RPI S	Opponent	Score	Team's RPI: 333
						55	A Southern California	32 71	105	A North Dakota	56 68	
						90	A TCU	47 76	132	A Idaho	48 93	
						99	A New Mexico St.	60 74	132	H Idaho	51 62	
									149	A Montana St.	59 86	
									149	H Montana St.	66 87	
									168	A Northern Colo.	44 64	
									169	H Sacramento St.	72 82	
									171	A New Mexico	48 70	
									177	A Montana	60 66	
									177	H Montana	50 81	
									182	A Eastern Wash.	53 64	
									182	H Eastern Wash.	82 85	
									198	A Weber St.	56 75	
									198	H Weber St.	51 69	
									204	A UNLV	44 79	
									207	A Utah Valley	58 70	
									212	A Idaho St.	47 64	
									212	H Idaho St.	67 71	
									215	N N.C. A&T	65 78	
									297	H CSUN	67 65	
									306	A Northern Ariz.	48 57	
									306	H Northern Ariz.	73 68	
									335	H UC Irvine	58 63	
									344	H Air Force	75 56	
LAST 12 Division I GAMES:												
			169	H Sacramento St.	72 82		182	A Eastern Wash.	53 64			
			306	H Northern Ariz.	73 68		132	A Idaho	48 93			
			212	A Idaho St.	47 64		198	H Weber St.	51 69			
			198	A Weber St.	56 75		212	H Idaho St.	67 71			
			149	H Montana St.	66 87		105	A North Dakota	56 68			
			177	H Montana	50 81		168	A Northern Colo.	44 64			

Non-Div I Games:

Southern Utah

■ Loss, 
 ■ Non-Conf, 
 ■ S Site, 
 ■ Home 
 ■ A Away 
 N Neutral

## St. Bonaventure

Through Games Of March 3, 2016

Average RPI Win:	154	WON-LOST	WINNING	LAST 10	STRENGTH OF	OPP. STRENGTH	TEAM	ADJ.	CONF.	ADJ CONF.
Average RPI Loss:	94	RECORD	PCT. RANK	GAMES	SCHEDULE	OF SCHEDULE	RPI	RPI	RPI	RPI
DIV. I ONLY	23- 6	30	6- 4	87	89	27	27	7	7	
DIV. I NON-CONF.	11- 2	28	0- 0	126	86	27	27	8	8	
TOTALS	RPI 1-25	RPI 26-50	W-L RECORDS	RPI 51-100	RPI 101-150	RPI 150+				
23- 6	1- 2	2- 0	OVERALL	4- 2	4- 0	12- 2				
16- 0	1- 0	2- 0	HOME	3- 0	4- 0	6- 0				
7- 6	0- 1	0- 0	AWAY	1- 2	0- 0	6- 0				
0- 0	0- 0	0- 0	NEUTRAL	0- 0	0- 0	0- 0				
11- 2	0- 1	1- 0	NON-CONFERENCE	2- 1	3- 0	5- 0				
8- 0	0- 0	1- 0	HOME	2- 0	3- 0	2- 0				
3- 2	0- 1	0- 0	AWAY	0- 1	0- 0	3- 0				
0- 0	0- 0	0- 0	NEUTRAL	0- 0	0- 0	0- 0				
12- 4	1- 1	1- 0	CONFERENCE	2- 1	1- 0	7- 2				
8- 0	1- 0	1- 0	HOME	1- 0	1- 0	4- 0				
4- 4	0- 1	0- 0	AWAY	1- 1	0- 0	3- 2				
0- 0	0- 0	0- 0	NEUTRAL	0- 0	0- 0	0- 0				

RPI 1-25				RPI 26-50				RPI 51-100				RPI 101+			
RPI	S	Opponent	Score	RPI	S	Opponent	Score	RPI	S	Opponent	Score	RPI	S	Opponent	Score
18	A	DePaul	54 77	36	H	James Madison	56 45	53	H	Saint Louis	80 59	111	H	Saint Joseph's	65 51
21	A	Duquesne	62 74	37	H	George Washington	69 67	75	A	VCU	47 52	126	H	Buffalo	59 32
21	H	Duquesne	60 48					78	A	Drexel	46 58	128	H	Penn St.	70 60
								79	A	Dayton	59 54	148	H	Detroit	84 73
								95	H	Georgetown	69 54	159	A	Fordham	68 77
								98	H	Toledo	74 63	159	H	Fordham	55 41
												160	A	Stony Brook	73 68
												170	H	George Mason	70 55
												181	A	Davidson	59 47
												194	H	Richmond	66 43
												208	A	Rhode Island	69 56
												213	A	Massachusetts	60 69
												213	H	Massachusetts	66 41
												221	H	Siena	57 40
												224	A	Canisius	59 47
												279	A	La Salle	70 63
												292	H	Niagara	67 55
												300	A	Colgate	62 38
LAST 12 Division I GAMES:															
21	H	Duquesne	60 48	75	A	VCU	47 52								
159	A	Fordham	68 77	194	H	Richmond	66 43								
279	A	La Salle	70 63	111	H	Saint Joseph's	65 51								
37	H	George Washington	69 67	21	A	Duquesne	62 74								
213	A	Massachusetts	60 69	79	A	Dayton	59 54								
53	H	Saint Louis	80 59	170	H	George Mason	70 55								

Non-Div I Games:

St. Bonaventure

■ Loss, 
 ■ Non-Conf, 
 ■ S Site, 
 ■ H Home 
 ■ A Away 
 N Neutral

Average RPI Win:	276	WON-LOST	WINNING	LAST 10	STRENGTH OF	OPP. STRENGTH	TEAM	ADJ.	CONF.	ADJ CONF.
Average RPI Loss:	252	RECORD	PCT. RANK	GAMES	SCHEDULE	OF SCHEDULE	RPI	RPI	RPI	RPI
DIV. I ONLY	7- 22	298	3- 7	338	348	337	337	30	30	
DIV. I NON-CONF.	3- 8	258	0- 0	316	334	312	312	32	32	
TOTALS	RPI 1-25	RPI 26-50	W-L RECORDS	RPI 51-100	RPI 101-150	RPI 150+				
7- 22	0- 0	0- 0	OVERALL	0- 3	0- 0	7- 19				
2- 10	0- 0	0- 0	HOME	0- 1	0- 0	2- 9				
4- 11	0- 0	0- 0	AWAY	0- 1	0- 0	4- 10				
1- 1	0- 0	0- 0	NEUTRAL	0- 1	0- 0	1- 0				
3- 8	0- 0	0- 0	NON-CONFERENCE	0- 3	0- 0	3- 5				
1- 2	0- 0	0- 0	HOME	0- 1	0- 0	1- 1				
1- 5	0- 0	0- 0	AWAY	0- 1	0- 0	1- 4				
1- 1	0- 0	0- 0	NEUTRAL	0- 1	0- 0	1- 0				
4- 14	0- 0	0- 0	CONFERENCE	0- 0	0- 0	4- 14				
1- 8	0- 0	0- 0	HOME	0- 0	0- 0	1- 8				
3- 6	0- 0	0- 0	AWAY	0- 0	0- 0	3- 6				
0- 0	0- 0	0- 0	NEUTRAL	0- 0	0- 0	0- 0				

RPI 1-25			RPI 26-50			RPI 51-100			RPI 101+			Team's RPI: 337
RPI	S	Opponent	Score	RPI	S	Opponent	Score	RPI	S	Opponent	Score	
						67 A Georgia Tech	51 89	199 A Sacred Heart		55 63		
						70 H Army West Point	35 74	199 H Sacred Heart		51 68		
						95 N Georgetown	52 74	203 A Robert Morris		72 65		
								203 H Robert Morris		53 62		
								228 A Bryant		58 57		
								228 H Bryant		42 70		
								234 H Loyola Maryland		64 54		
								243 A Manhattan		53 61		
								257 A Monmouth		54 63		
								263 A Saint Francis (PA)		68 85		
								263 H Saint Francis (PA)		76 83		
								276 A Central Conn. St.		61 65		
								276 H Central Conn. St.		61 67		
								281 A Vermont		59 55		
								284 H Rider		59 71		
								315 A Fairleigh Dickinson		61 65		
								315 H Fairleigh Dickinson		88 78		
								318 A Mt. St. Mary's		56 66		
								318 H Mt. St. Mary's		40 57		
								325 A Lafayette		59 77		
								327 A LIU Brooklyn		71 51		
								327 H LIU Brooklyn		62 65		
								339 A Saint Peter's		40 44		
								343 A Wagner		53 70		
								343 H Wagner		78 82		
								347 N Norfolk St.		59 55		
LAST 12 Division I GAMES:												
276 H		Central Conn. St.	61 67	315 H		Fairleigh Dickinson	88 78					
318 H		Mt. St. Mary's	40 57	199 A		Sacred Heart	55 63					
263 A		Saint Francis (PA)	68 85	343 H		Wagner	78 82					
203 A		Robert Morris	72 65	276 A		Central Conn. St.	61 65					
228 A		Bryant	58 57	343 A		Wagner	53 70					
327 H		LIU Brooklyn	62 65	327 A		LIU Brooklyn	71 51					

Non-Div I Games:

St. Francis Brooklyn

■ Loss, 
 ■ Non-Conf, 
 ■ S Site, 
 ■ H Home 
 ■ A Away 
 N Neutral

## St. John's (NY)

Through Games Of March 3, 2016

Average RPI Win:	157	WON-LOST	WINNING	LAST 10	STRENGTH OF	OPP. STRENGTH	TEAM	ADJ.	CONF.	ADJ CONF.
Average RPI Loss:	64	RECORD	PCT. RANK	GAMES	SCHEDULE	OF SCHEDULE	RPI	RPI	RPI	RPI
DIV. I ONLY	20- 9	71	5- 5	100	60	58	58	6	6	
DIV. I NON-CONF.	9- 2	37	0- 0	156	40	36	36	6	6	
TOTALS	RPI 1-25	RPI 26-50	W-L RECORDS	RPI 51-100	RPI 101-150	RPI 150+				
20- 9	1- 4	3- 2	OVERALL	3- 1	1- 1	12- 1				
11- 3	1- 1	1- 1	HOME	2- 0	0- 1	7- 0				
9- 6	0- 3	2- 1	AWAY	1- 1	1- 0	5- 1				
0- 0	0- 0	0- 0	NEUTRAL	0- 0	0- 0	0- 0				
9- 2	1- 2	1- 0	NON-CONFERENCE	0- 0	0- 0	7- 0				
5- 0	1- 0	0- 0	HOME	0- 0	0- 0	4- 0				
4- 2	0- 2	1- 0	AWAY	0- 0	0- 0	3- 0				
0- 0	0- 0	0- 0	NEUTRAL	0- 0	0- 0	0- 0				
11- 7	0- 2	2- 2	CONFERENCE	3- 1	1- 1	5- 1				
6- 3	0- 1	1- 1	HOME	2- 0	0- 1	3- 0				
5- 4	0- 1	1- 1	AWAY	1- 1	1- 0	2- 1				
0- 0	0- 0	0- 0	NEUTRAL	0- 0	0- 0	0- 0				

RPI 1-25				RPI 26-50				RPI 51-100				Team's RPI: 58				RPI 101+							
RPI	S	Opponent	Score	RPI	S	Opponent	Score	RPI	S	Opponent	Score	RPI	S	Opponent	Score	RPI	S	Opponent	Score				
10	A	UCLA	58 73	34	A	Seton Hall	72 64	93	A	Marquette	64 67	130	A	Creighton	66 55								
18	A	DePaul	71 77	34	H	Seton Hall	71 69	93	H	Marquette	81 77	130	H	Creighton	57 64								
18	H	DePaul	61 71	47	A	Villanova	54 58	95	A	Georgetown	65 60	156	A	Xavier	69 56								
21	A	Duquesne	57 76	47	H	Villanova	59 71	95	H	Georgetown	63 55	156	H	Xavier	57 41								
25	H	South Fla.	74 70	50	A	Rutgers	69 62					162	H	Yale	69 56								
																167	H	Marist	61 47				
																185	H	Fairfield	73 54				
																195	A	Butler	58 62				
																195	H	Butler	68 41				
																199	H	Sacred Heart	67 54				
																238	A	Kansas	86 71				
																262	A	Providence	80 61				
																262	H	Providence	69 54				
																273	A	UCF	70 42				
																335	A	UC Irvine	85 63				

Non-Div I Games:

St. John's (NY)

■ Loss, 
■ Non-Conf, 
■ S Site, 
■ H Home 
■ A Away 
N Neutral



## St. Mary's (CA)

Through Games Of March 3, 2016

Average RPI Win:	162	WON-LOST	WINNING	LAST 10	STRENGTH OF	OPP. STRENGTH	TEAM	ADJ.	CONF.	ADJ CONF.
Average RPI Loss:	99	RECORD	PCT. RANK	GAMES	SCHEDULE	OF SCHEDULE	RPI	RPI	RPI	RPI
DIV. I ONLY	23- 6	30	8- 2	107	91	51	51	9	9	
DIV. I NON-CONF.	9- 2	37	0- 0	147	94	66	66	9	9	
TOTALS	RPI 1-25	RPI 26-50	W-L RECORDS	RPI 51-100	RPI 101-150	RPI 150+				
23- 6	0- 2	1- 1	OVERALL	7- 1	3- 0	12- 2				
11- 4	0- 1	0- 1	HOME	3- 1	2- 0	6- 1				
11- 2	0- 1	0- 0	AWAY	4- 0	1- 0	6- 1				
1- 0	0- 0	1- 0	NEUTRAL	0- 0	0- 0	0- 0				
9- 2	0- 0	1- 1	NON-CONFERENCE	2- 0	1- 0	5- 1				
4- 2	0- 0	0- 1	HOME	1- 0	1- 0	2- 1				
4- 0	0- 0	0- 0	AWAY	1- 0	0- 0	3- 0				
1- 0	0- 0	1- 0	NEUTRAL	0- 0	0- 0	0- 0				
14- 4	0- 2	0- 0	CONFERENCE	5- 1	2- 0	7- 1				
7- 2	0- 1	0- 0	HOME	2- 1	1- 0	4- 0				
7- 2	0- 1	0- 0	AWAY	3- 0	1- 0	3- 1				
0- 0	0- 0	0- 0	NEUTRAL	0- 0	0- 0	0- 0				

RPI 1-25				RPI 26-50				RPI 51-100				Team's RPI: 51		RPI 101+			
RPI	S	Opponent	Score	RPI	S	Opponent	Score	RPI	S	Opponent	Score		RPI	S	Opponent	Score	
15	A	BYU	59 65	45	H	Missouri	78 95	64	A	Santa Clara	78 70		108	A	Gonzaga	69 68	
15	H	BYU	44 65	47	N	Villanova	67 60	64	H	Santa Clara	67 73		108	H	Gonzaga	66 47	
								83	A	San Diego	73 68		123	H	Fresno St.	83 81	
								83	H	San Diego	68 60		168	A	Northern Colo.	65 52	
								87	A	San Francisco	78 68		174	A	Pacific	82 73	
								87	H	San Francisco	72 59		174	H	Pacific	83 75	
								89	A	California	64 63		184	H	UC Davis	71 78	
								94	H	Washington St.	75 71		189	H	San Jose St.	91 81	
													192	H	Cal Poly	87 83	
													241	A	Loyola Marymount	91 81	
													241	H	Loyola Marymount	72 57	
													245	A	Wyoming	70 64	
													269	A	Pepperdine	58 62	
													269	H	Pepperdine	88 72	
													287	A	Portland	78 51	
													287	H	Portland	95 53	
													297	A	CSUN	93 59	
LAST 12 Division I GAMES:																	
				87	H	San Francisco	72 59					15	H	BYU	44 65		
				64	A	Santa Clara	78 70					83	H	San Diego	68 60		
				287	H	Portland	95 53					174	H	Pacific	83 75		
				108	H	Gonzaga	66 47					287	A	Portland	78 51		
				241	A	Loyola Marymount	91 81					108	A	Gonzaga	69 68		
				269	A	Pepperdine	58 62					174	A	Pacific	82 73		

Non-Div I Games:

St. Mary's (CA)

■ Loss, 
 ■ Non-Conf, 
 ■ S Site, 
 ■ Home 
 ■ A Away 
 N Neutral

## Stanford

Through Games Of March 3, 2016

Average RPI Win:	97	WON-LOST	WINNING	LAST 10	STRENGTH OF	OPP. STRENGTH	TEAM	ADJ.	CONF.	ADJ CONF.
Average RPI Loss:	18	RECORD	PCT. RANK	GAMES	SCHEDULE	OF SCHEDULE	RPI	RPI	RPI	RPI
DIV. I ONLY	24- 6	27	9- 1	6	7	7	7	1	1	
DIV. I NON-CONF.	10- 2	33	0- 0	10	17	4	4	1	1	
TOTALS	RPI 1-25	RPI 26-50	W-L RECORDS	RPI 51-100	RPI 101-150	RPI 150+				
24- 6	1- 5	4- 0	OVERALL	11- 1	3- 0	5- 0				
13- 2	1- 1	4- 0	HOME	4- 1	1- 0	3- 0				
8- 4	0- 4	0- 0	AWAY	4- 0	2- 0	2- 0				
3- 0	0- 0	0- 0	NEUTRAL	3- 0	0- 0	0- 0				
10- 2	0- 1	3- 0	NON-CONFERENCE	3- 1	1- 0	3- 0				
5- 1	0- 0	3- 0	HOME	0- 1	0- 0	2- 0				
2- 1	0- 1	0- 0	AWAY	0- 0	1- 0	1- 0				
3- 0	0- 0	0- 0	NEUTRAL	3- 0	0- 0	0- 0				
14- 4	1- 4	1- 0	CONFERENCE	8- 0	2- 0	2- 0				
8- 1	1- 1	1- 0	HOME	4- 0	1- 0	1- 0				
6- 3	0- 3	0- 0	AWAY	4- 0	1- 0	1- 0				
0- 0	0- 0	0- 0	NEUTRAL	0- 0	0- 0	0- 0				

RPI	S	Opponent	Score	RPI	S	Opponent	Score	RPI	S	Opponent	Score	RPI	S	Opponent	Score
6	A	Texas	69 77	26	H	Tennessee	69 55	55	A	Southern California	57 47	108	A	Gonzaga	65 48
8	A	Arizona St.	31 49	37	H	George Washington	84 63	61	N	Purdue	71 65	118	A	Arizona	59 34
8	H	Arizona St.	61 63	38	H	Washington	69 53	64	H	Santa Clara	58 61	118	H	Arizona	82 58
9	A	Oregon St.	50 58	49	H	Chattanooga	73 30	79	N	Dayton	74 66	156	H	Cornell	93 38
9	H	Oregon St.	76 54					81	A	Oregon	64 62	184	A	UC Davis	74 45
10	A	UCLA	36 56					81	H	Oregon	69 42	193	A	Colorado	80 49
								85	A	Utah	72 54	193	H	Colorado	71 56
								85	H	Utah	72 52	216	H	CSU Bakersfield	83 41
								89	A	California	60 55				
								89	H	California	53 46				
								92	N	Missouri St.	82 65				
								94	H	Washington St.	69 52				
LAST 12 Division I GAMES:															
81	H	Oregon	69 42	89	A	California	60 55								
9	H	Oregon St.	76 54	89	H	California	53 46								
85	A	Utah	72 54	94	H	Washington St.	69 52								
193	A	Colorado	80 49	38	H	Washington	69 53								
8	H	Arizona St.	61 63	10	A	UCLA	36 56								
118	H	Arizona	82 58	55	A	Southern California	57 47								

Non-Div I Games:

Stanford

■ Loss, 
 ■ Non-Conf, 
 ■ S Site, 
 ■ Home 
 ■ A Away 
 N Neutral

Average RPI Win: <b>290</b>	WON-LOST	WINNING	LAST 10	STRENGTH OF	OPP. STRENGTH	TEAM	ADJ.	CONF.	ADJ CONF.
Average RPI Loss: <b>124</b>	RECORD	PCT. RANK	GAMES	SCHEDULE	OF SCHEDULE	RPI	RPI	RPI	RPI
DIV. I ONLY	15- 10	118	7- 3	317	256	196	196	29	29
DIV. I NON-CONF.	6- 5	146	0- 0	289	145	196	196	28	28
TOTALS	RPI 1-25	RPI 26-50	W-L RECORDS	RPI 51-100	RPI 101-150	RPI 150+			
15- 10	0- 0	0- 2	OVERALL	0- 3	1- 1	14- 4			
8- 3	0- 0	0- 0	HOME	0- 1	1- 0	7- 2			
7- 5	0- 0	0- 2	AWAY	0- 1	0- 1	7- 1			
0- 2	0- 0	0- 0	NEUTRAL	0- 1	0- 0	0- 1			
6- 5	0- 0	0- 2	NON-CONFERENCE	0- 1	0- 0	6- 2			
3- 1	0- 0	0- 0	HOME	0- 0	0- 0	3- 1			
3- 2	0- 0	0- 2	AWAY	0- 0	0- 0	3- 0			
0- 2	0- 0	0- 0	NEUTRAL	0- 1	0- 0	0- 1			
9- 5	0- 0	0- 0	CONFERENCE	0- 2	1- 1	8- 2			
5- 2	0- 0	0- 0	HOME	0- 1	1- 0	4- 1			
4- 3	0- 0	0- 0	AWAY	0- 1	0- 1	4- 1			
0- 0	0- 0	0- 0	NEUTRAL	0- 0	0- 0	0- 0			

RPI 1-25				RPI 26-50				RPI 51-100				RPI 101+ Team's RPI: 196			
RPI	S	Opponent	Score	RPI	S	Opponent	Score	RPI	S	Opponent	Score	RPI	S	Opponent	Score
				26	A	Tennessee	56 90	63	A	FGCU	48 61	145	A	Jacksonville	49 69
				32	A	Georgia	55 76	63	H	FGCU	47 60	145	H	Jacksonville	66 61
								77	N	Minnesota	69 72	152	N	Boise St.	65 71
												201	H	Hampton	68 59
												205	A	USC Upstate	58 73
												205	H	USC Upstate	56 61
												246	A	Bethune-Cookman	62 38
												270	A	UNCW	52 49
												271	H	Georgia St.	72 80
												273	H	UCF	83 68
												286	A	Kennesaw St.	57 54
												286	H	Kennesaw St.	77 62
												294	H	Ga. Southern	79 57
												328	A	North Florida	67 56
												328	H	North Florida	81 61
												336	A	Lipscomb	83 62
												336	H	Lipscomb	79 75
												338	A	Eastern Ill.	68 66
												345	A	NJIT	74 56
												345	H	NJIT	60 55
LAST 12 Division I GAMES:															
				63	H	FGCU	47 60	145	H	Jacksonville	66 61				
				286	H	Kennesaw St.	77 62	328	H	North Florida	81 61				
				336	H	Lipscomb	79 75	145	A	Jacksonville	49 69				
				345	A	NJIT	74 56	336	A	Lipscomb	83 62				
				205	A	USC Upstate	58 73	286	A	Kennesaw St.	57 54				
				328	A	North Florida	67 56	205	H	USC Upstate	56 61				

Non-Div I Games: Trinity Baptist 107 30 Armstrong St. 61 45 Flagler 84 47

Stetson

Loss, Non-Conf, S Site, H Home A Away N Neutral

**Stony Brook**

**Through Games Of March 3, 2016**

Average RPI Win:	<b>241</b>	WON-LOST	WINNING	LAST 10	STRENGTH OF	OPP. STRENGTH	TEAM	ADJ.	CONF.	ADJ CONF.
Average RPI Loss:	<b>124</b>	RECORD	PCT. RANK	GAMES	SCHEDULE	OF SCHEDULE	RPI	RPI	RPI	RPI
DIV. I ONLY	<b>16- 13</b>	<b>147</b>	<b>3- 7</b>	<b>198</b>	<b>202</b>	<b>160</b>	<b>160</b>	<b>16</b>	<b>16</b>	
DIV. I NON-CONF.	<b>8- 5</b>	<b>120</b>	<b>0- 0</b>	<b>212</b>	<b>169</b>	<b>130</b>	<b>130</b>	<b>18</b>	<b>18</b>	
TOTALS	RPI 1-25	RPI 26-50	W-L RECORDS	RPI 51-100	RPI 101-150	RPI 150+				
16- 13	0- 1	0- 1	OVERALL	1- 5	1- 0	14- 6				
9- 5	0- 0	0- 1	HOME	1- 2	1- 0	7- 2				
7- 8	0- 1	0- 0	AWAY	0- 3	0- 0	7- 4				
0- 0	0- 0	0- 0	NEUTRAL	0- 0	0- 0	0- 0				
8- 5	0- 1	0- 1	NON-CONFERENCE	1- 1	1- 0	6- 2				
4- 2	0- 0	0- 1	HOME	1- 0	1- 0	2- 1				
4- 3	0- 1	0- 0	AWAY	0- 1	0- 0	4- 1				
0- 0	0- 0	0- 0	NEUTRAL	0- 0	0- 0	0- 0				
8- 8	0- 0	0- 0	CONFERENCE	0- 4	0- 0	8- 4				
5- 3	0- 0	0- 0	HOME	0- 2	0- 0	5- 1				
3- 5	0- 0	0- 0	AWAY	0- 2	0- 0	3- 3				
0- 0	0- 0	0- 0	NEUTRAL	0- 0	0- 0	0- 0				

RPI 1-25				RPI 26-50				RPI 51-100				RPI 101+ Team's RPI: 160			
RPI	S	Opponent	Score	RPI	S	Opponent	Score	RPI	S	Opponent	Score	RPI	S	Opponent	Score
16	A	Syracuse	49 64	27	H	St. Bonaventure	68 73	52	A	Albany (NY)	54 73	124	H	Iona	58 53
								52	H	Albany (NY)	49 62	156	A	Cornell	58 49
								68	A	Hofstra	66 71	162	A	Yale	57 62
								69	A	Maine	52 55	172	H	Ole Miss	57 72
								69	H	Maine	43 60	176	A	UMBC	69 60
								100	H	Harvard	64 63	176	H	UMBC	65 69
												206	A	Hartford	45 42
												206	H	Hartford	58 35
												230	A	Columbia	79 71
												232	A	Binghamton	47 54
												232	H	Binghamton	64 58
												237	A	New Hampshire	46 49
												237	H	New Hampshire	63 54
												254	H	Morgan St.	46 42
												281	A	Vermont	37 44
												281	H	Vermont	73 59
												320	A	UMass Lowell	64 50
												320	H	UMass Lowell	60 46
												327	H	LIU Brooklyn	71 54
												339	A	Saint Peter's	69 35
												343	A	Wagner	73 62
LAST 12 Division I GAMES:															
281	A	Vermont	37 44	320	H	UMass Lowell	60 46	232	A	Binghamton	47 54				
69	H	Maine	43 60	281	H	Vermont	73 59	69	A	Maine	52 55				
52	H	Albany (NY)	49 62	52	A	Albany (NY)	54 73	206	H	Hartford	58 35				
237	A	New Hampshire	46 49												
176	H	UMBC	65 69												
206	A	Hartford	45 42												

Non-Div I Games:

Stony Brook

Loss, Non-Conf, S Site, H Home A Away N Neutral

## Syracuse

Through Games Of March 3, 2016

Average RPI Win:	136	WON-LOST	WINNING	LAST 10	STRENGTH OF	OPP. STRENGTH	TEAM	ADJ.	CONF.	ADJ CONF.
Average RPI Loss:	35	RECORD	PCT. RANK	GAMES	SCHEDULE	OF SCHEDULE	RPI	RPI	RPI	RPI
DIV. I ONLY	23- 6	30	9- 1	31	54	16	16	4	4	
DIV. I NON-CONF.	10- 3	61	0- 0	59	116	44	44	5	5	
TOTALS	RPI 1-25	RPI 26-50	W-L RECORDS	RPI 51-100	RPI 101-150	RPI 150+				
23- 6	1- 4	4- 1	OVERALL	2- 0	8- 1	8- 0				
14- 2	1- 2	1- 0	HOME	2- 0	4- 0	6- 0				
7- 4	0- 2	2- 1	AWAY	0- 0	4- 1	1- 0				
2- 0	0- 0	1- 0	NEUTRAL	0- 0	0- 0	1- 0				
10- 3	0- 2	1- 1	NON-CONFERENCE	1- 0	1- 0	7- 0				
7- 1	0- 1	0- 0	HOME	1- 0	1- 0	5- 0				
1- 2	0- 1	0- 1	AWAY	0- 0	0- 0	1- 0				
2- 0	0- 0	1- 0	NEUTRAL	0- 0	0- 0	1- 0				
13- 3	1- 2	3- 0	CONFERENCE	1- 0	7- 1	1- 0				
7- 1	1- 1	1- 0	HOME	1- 0	3- 0	1- 0				
6- 2	0- 1	2- 0	AWAY	0- 0	4- 1	0- 0				
0- 0	0- 0	0- 0	NEUTRAL	0- 0	0- 0	0- 0				

RPI 1-25				Team's RPI: 16		RPI 26-50				RPI 51-100				RPI 101+			
RPI	S	Opponent	Score	RPI	S	Opponent	Score	RPI	S	Opponent	Score	RPI	S	Opponent	Score		
1	A	Notre Dame	62 90	26	A	Tennessee	55 57	67	H	Georgia Tech	71 52	103	A	Virginia	91 57		
8	H	Arizona St.	54 61	31	A	Miami (FL)	57 51	78	H	Drexel	83 62	113	A	Boston College	71 55		
11	A	Maryland	64 82	38	N	Washington	66 62					113	H	Boston College	62 61		
12	H	Florida St.	83 73	46	A	North Carolina St.	55 52					119	H	Virginia Tech	60 39		
14	H	Louisville	53 71	48	H	Duke	86 50					127	A	Pittsburgh	70 56		

Non-Div I Games:

Syracuse

■ Loss, 
 ■ Non-Conf, 
 ■ S Site, 
 ■ Home 
 ■ Away 
 N Neutral

T  
C  
U

Through Games Of March 3, 2016									
TCU									
Average RPI Win:	195	WON-LOST	WINNING	LAST 10	STRENGTH OF	OPP. STRENGTH	TEAM	ADJ.	CONF.
Average RPI Loss:	31	RECORD	PCT. RANK	GAMES	SCHEDULE	OF SCHEDULE	RPI	RPI	RPI
DIV. I ONLY		16- 13	147	5- 5	54	31	90	90	3
DIV. I NON-CONF.		8- 3	77	0- 0	248	212	132	132	3
-----									
TOTALS	RPI 1-25	RPI 26-50		W-L RECORDS	RPI 51-100	RPI 101-150		RPI 150+	
16- 13	1- 9	1- 3		OVERALL	0- 0	4- 0		10- 1	
12- 5	1- 4	1- 1		HOME	0- 0	2- 0		8- 0	
4- 8	0- 5	0- 2		AWAY	0- 0	2- 0		2- 1	
0- 0	0- 0	0- 0		NEUTRAL	0- 0	0- 0		0- 0	
8- 3	0- 2	0- 0		NON-CONFERENCE	0- 0	0- 0		8- 1	
7- 1	0- 1	0- 0		HOME	0- 0	0- 0		7- 0	
1- 2	0- 1	0- 0		AWAY	0- 0	0- 0		1- 1	
0- 0	0- 0	0- 0		NEUTRAL	0- 0	0- 0		0- 0	
8- 10	1- 7	1- 3		CONFERENCE	0- 0	4- 0		2- 0	
5- 4	1- 3	1- 1		HOME	0- 0	2- 0		1- 0	
3- 6	0- 4	0- 2		AWAY	0- 0	2- 0		1- 0	
0- 0	0- 0	0- 0		NEUTRAL	0- 0	0- 0		0- 0	

T  
C  
U

RPI 1-25				RPI 26-50				RPI 51-100				Team's RPI: 90		RPI 101+			
RPI	S	Opponent	Score	RPI	S	Opponent	Score	RPI	S	Opponent	Score			RPI	S	Opponent	Score
1	H	Notre Dame	72 88	29	A	Oklahoma	64 77							116	A	Iowa St.	72 62
2	A	Baylor	55 72	29	H	Oklahoma	65 78							116	H	Iowa St.	79 69
2	H	Baylor	75 81	44	A	Kansas St.	49 58							146	A	Texas Tech	78 69
6	A	Texas	58 71	44	H	Kansas St.	87 73							146	H	Texas Tech	69 48
6	H	Texas	58 65											188	A	SMU	89 79
17	A	Texas A&M	78 82											195	A	Butler	53 65
23	A	Oklahoma St.	52 80											202	H	SFA	88 55
23	H	Oklahoma St.	79 65											211	H	UTRGV	71 67
24	A	West Virginia	72 83											222	H	Sam Houston St.	85 59
24	H	West Virginia	84 97											238	A	Kansas	70 44
LAST 12 Division I GAMES:																	
238	H	Kansas	55 52	2	H	Baylor	75 81										
6	A	Texas	58 71	29	A	Oklahoma	64 77										
24	A	West Virginia	72 83	23	A	Oklahoma St.	52 80										
23	H	Oklahoma St.	79 65	116	A	Iowa St.	72 62										
238	A	Kansas	70 44	24	H	West Virginia	84 97										
116	H	Iowa St.	79 69	6	H	Texas	58 65										

Non-Div I Games:

TCU

Average RPI Win:	178	WON-LOST	WINNING	LAST 10	STRENGTH OF	OPP. STRENGTH	TEAM	ADJ.	CONF.	ADJ CONF.
Average RPI Loss:	61	RECORD	PCT. RANK	GAMES	SCHEDULE	OF SCHEDULE	RPI	RPI	RPI	RPI
DIV. I ONLY	19- 10	83	7- 3	75	76	66	66	8	8	
DIV. I NON-CONF.	6- 5	146	0- 1	37	48	100	100	7	7	
TOTALS	RPI 1-25	RPI 26-50	W-L RECORDS	RPI 51-100	RPI 101-150	RPI 150+				
19- 10	2- 4	1- 2	OVERALL	2- 1	1- 2	13- 1				
12- 3	2- 1	1- 1	HOME	1- 0	1- 1	7- 0				
7- 7	0- 2	0- 0	AWAY	1- 1	0- 0	6- 0				
0- 0	0- 0	0- 0	NEUTRAL	0- 0	0- 0	0- 0				
6- 5	1- 1	1- 2	NON-CONFERENCE	0- 1	0- 1	4- 0				
4- 2	1- 0	1- 1	HOME	0- 0	0- 1	2- 0				
2- 3	0- 1	0- 1	AWAY	0- 1	0- 0	2- 0				
0- 0	0- 0	0- 0	NEUTRAL	0- 0	0- 0	0- 0				
13- 5	1- 3	0- 0	CONFERENCE	2- 0	1- 1	9- 1				
8- 1	1- 1	0- 0	HOME	1- 0	1- 0	5- 0				
5- 4	0- 2	0- 0	AWAY	1- 0	0- 1	4- 1				
0- 0	0- 0	0- 0	NEUTRAL	0- 0	0- 0	0- 0				

RPI	S	Opponent	Score	RPI	S	Opponent	Score	RPI	S	Opponent	Score	RPI	S	Opponent	Score
3	A	UConn	49 104	35	H	Penn	54 60	80	A	Tulane	72 54	104	A	Memphis	97 100
3	H	UConn	60 85	47	H	Villanova	61 55	80	H	Tulane	72 67	104	H	Memphis	82 58
12	A	Florida St.	47 75	50	A	Rutgers	51 61	82	A	Quinnipiac	56 58	111	H	Saint Joseph's	67 70
20	H	Florida	97 91									158	A	East Carolina	83 63
25	A	South Fla.	62 76									159	A	Fordham	57 44
25	H	South Fla.	68 66									179	H	Tulsa	66 46
												188	A	SMU	67 69
												188	H	SMU	55 35
												199	H	Sacred Heart	92 62
												219	A	Cincinnati	74 49
												219	H	Cincinnati	74 51
												273	A	UCF	71 63
												273	H	UCF	78 64
												279	A	La Salle	77 48
												282	A	Houston	75 66
												282	H	Houston	78 48
												323	H	Delaware St.	100 59
LAST 12 Division I GAMES:															
273	H	UCF	78 64	219	A	Cincinnati	74 49								
25	A	South Fla.	62 76	25	H	South Fla.	68 66								
80	H	Tulane	72 67	188	H	SMU	55 35								
104	A	Memphis	97 100	158	A	East Carolina	83 63								
3	H	UConn	60 85	80	A	Tulane	72 54								
282	H	Houston	78 48	35	H	Penn	54 60								

Non-Div I Games:

Temple

## Tennessee

Through Games Of March 3, 2016

Average RPI Win:	105	WON-LOST	WINNING	LAST 10	STRENGTH OF	OPP. STRENGTH	TEAM	ADJ.	CONF.	ADJ CONF.
Average RPI Loss:	52	RECORD	PCT. RANK	GAMES	SCHEDULE	OF SCHEDULE	RPI	RPI	RPI	RPI
DIV. I ONLY	18- 12	118	6- 4	1	20	26	26	2	2	
DIV. I NON-CONF.	9- 4	95	0- 0	2	35	10	10	2	2	
TOTALS	RPI 1-25	RPI 26-50	W-L RECORDS	RPI 51-100	RPI 101-150	RPI 150+				
18- 12	2- 7	3- 1	OVERALL	4- 0	4- 3	5- 1				
13- 4	1- 3	2- 0	HOME	3- 0	3- 1	4- 0				
4- 8	1- 4	1- 1	AWAY	1- 0	0- 2	1- 1				
1- 0	0- 0	0- 0	NEUTRAL	0- 0	1- 0	0- 0				
9- 4	2- 3	1- 0	NON-CONFERENCE	1- 0	2- 1	3- 0				
7- 2	1- 1	1- 0	HOME	1- 0	2- 1	2- 0				
2- 2	1- 2	0- 0	AWAY	0- 0	0- 0	1- 0				
0- 0	0- 0	0- 0	NEUTRAL	0- 0	0- 0	0- 0				
9- 8	0- 4	2- 1	CONFERENCE	3- 0	2- 2	2- 1				
6- 2	0- 2	1- 0	HOME	2- 0	1- 0	2- 0				
2- 6	0- 2	1- 1	AWAY	1- 0	0- 2	0- 1				
1- 0	0- 0	0- 0	NEUTRAL	0- 0	1- 0	0- 0				

RPI 1-25				RPI 26-50				Team's RPI: 26	RPI 51-100				RPI 101+			
RPI	S	Opponent	Score	RPI	S	Opponent	Score		RPI	S	Opponent	Score	RPI	S	Opponent	Score
1	A	Notre Dame	66 79	28	A	Mississippi St.	63 65		52	H	Albany (NY)	63 55	107	H	Central Ark.	102 47
4	H	South Carolina	56 62	32	H	Georgia	80 60		56	H	Auburn	79 52	117	A	LSU	56 57
6	H	Texas	53 64	45	A	Missouri	71 55		71	A	Vanderbilt	69 51	119	H	Virginia Tech	43 57
7	A	Stanford	55 69	49	H	Chattanooga	59 57		71	H	Vanderbilt	58 49	128	H	Penn St.	74 66
9	A	Oregon St.	53 50										138	A	Arkansas	59 64
13	A	Kentucky	63 64										138	H	Arkansas	75 57
16	H	Syracuse	57 55										138	N	Arkansas	68 51
17	A	Texas A&M	71 76										154	A	Alabama	46 54
20	H	Florida	66 74										154	H	Alabama	70 42
													166	H	ETSU	85 49
													172	H	Ole Miss	57 51
													196	H	Stetson	90 56
													298	A	Wichita St.	58 51
LAST 12 Division I GAMES:																
138	N	Arkansas	68 51	71	A	Vanderbilt	69 51									
32	H	Georgia	80 60	17	A	Texas A&M	71 76									
154	A	Alabama	46 54	138	H	Arkansas	75 57									
117	A	LSU	56 57	154	H	Alabama	70 42									
172	H	Ole Miss	57 51	28	A	Mississippi St.	63 65									
4	H	South Carolina	56 62	13	A	Kentucky	63 64									

Non-Div I Games:

Tennessee

■ Loss, 
■ Non-Conf, S Site, 
■ Home 
■ Away 
N Neutral



## Tennessee St.

## Through Games Of March 3, 2016

Average RPI Win:	276	WON-LOST	WINNING	LAST 10	STRENGTH OF	OPP. STRENGTH	TEAM	ADJ.	CONF.	ADJ CONF.
Average RPI Loss:	152	RECORD	PCT. RANK	GAMES	SCHEDULE	OF SCHEDULE	RPI	RPI	RPI	RPI
DIV. I ONLY	10- 18	256	3- 7	197	253	258	258	24	24	
DIV. I NON-CONF.	3- 8	258	0- 0	107	167	218	218	23	23	
TOTALS	RPI 1-25	RPI 26-50	W-L RECORDS	RPI 51-100	RPI 101-150	RPI 150+				
10- 18	0- 1	0- 2	OVERALL	0- 3	1- 3	9- 9				
7- 3	0- 0	0- 0	HOME	0- 1	1- 0	6- 2				
2- 12	0- 1	0- 2	AWAY	0- 1	0- 3	2- 5				
1- 3	0- 0	0- 0	NEUTRAL	0- 1	0- 0	1- 2				
3- 8	0- 1	0- 2	NON-CONFERENCE	0- 0	0- 2	3- 3				
2- 0	0- 0	0- 0	HOME	0- 0	0- 0	2- 0				
0- 6	0- 1	0- 2	AWAY	0- 0	0- 2	0- 1				
1- 2	0- 0	0- 0	NEUTRAL	0- 0	0- 0	1- 2				
7- 10	0- 0	0- 0	CONFERENCE	0- 3	1- 1	6- 6				
5- 3	0- 0	0- 0	HOME	0- 1	1- 0	4- 2				
2- 6	0- 0	0- 0	AWAY	0- 1	0- 1	2- 4				
0- 1	0- 0	0- 0	NEUTRAL	0- 1	0- 0	0- 0				

RPI 1-25				RPI 26-50				RPI 51-100				RPI 101+ Team's RPI: 258			
RPI	S	Opponent	Score	RPI	S	Opponent	Score	RPI	S	Opponent	Score	RPI	S	Opponent	Score
13	A	Kentucky	39 81	28	A	Mississippi St.	54 82	88	A	Belmont	65 80	101	A	UT Martin	50 77
				41	A	Indiana	56 88	88	H	Belmont	51 71	129	A	Youngstown St.	58 69
								88	N	Belmont	60 68	134	A	Southern Ill.	70 79
												143	H	SIUE	73 61
												175	A	Illinois	43 98
												178	N	Fla. Atlantic	64 69
												183	A	Eastern Ky.	67 78
												183	H	Eastern Ky.	66 70
												229	N	Utah St.	46 63
												235	A	Southeast Mo. St.	65 75
												248	H	Texas Southern	72 56
												259	H	Murray St.	69 58
												260	N	Alabama St.	74 64
												268	H	Austin Peay	66 58
												278	A	Tennessee Tech	60 70
												278	H	Tennessee Tech	56 64
												295	A	Jacksonville St.	55 69
												295	H	Jacksonville St.	50 40
												307	A	Morehead St.	68 60
												307	H	Morehead St.	78 76
												336	H	Lipscomb	77 65
												338	A	Eastern Ill.	62 53
LAST 12 Division I GAMES:															
				88	N	Belmont	60 68	307	H	Morehead St.	78 76				
				88	H	Belmont	51 71	183	H	Eastern Ky.	66 70				
				307	A	Morehead St.	68 60	295	A	Jacksonville St.	55 69				
				295	H	Jacksonville St.	50 40	101	A	UT Martin	50 77				
				183	A	Eastern Ky.	67 78	88	A	Belmont	65 80				
				278	H	Tennessee Tech	56 64	278	A	Tennessee Tech	60 70				

Non-Div I Games: Lane 75 44 North Ala. 58 40

Tennessee St.

Loss, Non-Conf, S Site, H Home A Away N Neutral

Average RPI Win:	285	WON-LOST	WINNING	LAST 10	STRENGTH OF	OPP. STRENGTH	TEAM	ADJ.	CONF.	ADJ CONF.
Average RPI Loss:	155	RECORD	PCT. RANK	GAMES	SCHEDULE	OF SCHEDULE	RPI	RPI	RPI	RPI
DIV. I ONLY	10- 19	263	5- 5	240	227	278	278	24	24	
DIV. I NON-CONF.	4- 9	245	0- 0	185	123	255	255	23	23	
TOTALS	RPI 1-25	RPI 26-50	W-L RECORDS	RPI 51-100	RPI 101-150	RPI 150+				
10- 19	0- 1	0- 2	OVERALL	0- 3	0- 4	10- 9				
7- 9	0- 1	0- 1	HOME	0- 1	0- 2	7- 4				
3- 10	0- 0	0- 1	AWAY	0- 2	0- 2	3- 5				
0- 0	0- 0	0- 0	NEUTRAL	0- 0	0- 0	0- 0				
4- 9	0- 1	0- 2	NON-CONFERENCE	0- 1	0- 2	4- 3				
3- 5	0- 1	0- 1	HOME	0- 0	0- 1	3- 2				
1- 4	0- 0	0- 1	AWAY	0- 1	0- 1	1- 1				
0- 0	0- 0	0- 0	NEUTRAL	0- 0	0- 0	0- 0				
6- 10	0- 0	0- 0	CONFERENCE	0- 2	0- 2	6- 6				
4- 4	0- 0	0- 0	HOME	0- 1	0- 1	4- 2				
2- 6	0- 0	0- 0	AWAY	0- 1	0- 1	2- 4				
0- 0	0- 0	0- 0	NEUTRAL	0- 0	0- 0	0- 0				

RPI 1-25				RPI 26-50				RPI 51-100				RPI 101+ Team's RPI: 278			
RPI	S	Opponent	Score	RPI	S	Opponent	Score	RPI	S	Opponent	Score	RPI	S	Opponent	Score
14	H	Louisville	54 76	32	A	Georgia	48 81	62	A	Middle Tenn.	53 69	101	A	UT Martin	53 67
				40	H	Arkansas St.	55 77	88	A	Belmont	49 70	114	H	Mercer	47 63
								88	H	Belmont	79 80	135	A	Northern Ky.	62 88
												143	H	SIUE	68 83
												156	A	Xavier	47 64
												163	H	Southern Miss.	57 69
												183	A	Eastern Ky.	77 72
												183	H	Eastern Ky.	67 71
												235	H	Southeast Mo. St.	57 60
												255	H	Clemson	53 71
												258	A	Tennessee St.	64 56
												258	H	Tennessee St.	70 60
												259	A	Murray St.	50 56
												268	A	Austin Peay	75 91
												271	H	Georgia St.	72 65
												295	A	Jacksonville St.	46 55
												295	H	Jacksonville St.	51 49
												298	H	Wichita St.	54 48
												307	A	Morehead St.	71 75
												307	H	Morehead St.	77 69
												308	A	UNCG	73 64
												336	H	Lipscomb	81 70
												338	H	Eastern Ill.	81 74
LAST 12 Division I GAMES:															
183	H	Eastern Ky.	67 71	88	H	Belmont	79 80	307	A	Morehead St.	71 75	183	A	Eastern Ky.	77 72
88	A	Belmont	49 70	258	H	Tennessee St.	70 60	235	H	Southeast Mo. St.	57 60	101	A	UT Martin	53 67
307	H	Morehead St.	77 69	295	A	Jacksonville St.	46 55								
295	H	Jacksonville St.	51 49												
258	A	Tennessee St.	64 56												
295	A	Jacksonville St.	46 55												

Non-Div I Games:

Tennessee Tech

■ Loss, 
■ Non-Conf, 
■ S Site, 
■ H Home 
■ A Away 
N Neutral

Average RPI Win: <b>113</b>	WON-LOST	WINNING	LAST 10	STRENGTH OF	OPP. STRENGTH	TEAM	ADJ.	CONF.	ADJ CONF.
Average RPI Loss: <b>11</b>	RECORD	PCT. RANK	GAMES	SCHEDULE	OF SCHEDULE	RPI	RPI	RPI	RPI
DIV. I ONLY	<b>26- 3</b>	<b>8</b>	<b>8- 2</b>	<b>25</b>	<b>8</b>	<b>6</b>	<b>6</b>	<b>3</b>	<b>3</b>
DIV. I NON-CONF.	<b>11- 0</b>	<b>1</b>	<b>0- 0</b>	<b>120</b>	<b>14</b>	<b>8</b>	<b>8</b>	<b>3</b>	<b>3</b>
TOTALS	RPI 1-25	RPI 26-50	W-L RECORDS	RPI 51-100	RPI 101-150	RPI 150+			
26- 3	5- 2	5- 1	OVERALL	2- 0	7- 0	7- 0			
15- 1	3- 1	3- 0	HOME	1- 0	3- 0	5- 0			
10- 2	2- 0	2- 0	AWAY	1- 0	3- 0	2- 0			
1- 0	0- 0	0- 0	NEUTRAL	0- 0	1- 0	0- 0			
11- 0	1- 0	2- 0	NON-CONFERENCE	0- 0	3- 0	5- 0			
7- 0	1- 0	1- 0	HOME	0- 0	1- 0	4- 0			
3- 0	0- 0	1- 0	AWAY	0- 0	1- 0	1- 0			
1- 0	0- 0	0- 0	NEUTRAL	0- 0	1- 0	0- 0			
15- 3	4- 2	3- 1	CONFERENCE	2- 0	4- 0	2- 0			
8- 1	2- 1	2- 0	HOME	1- 0	2- 0	1- 0			
7- 2	2- 1	1- 1	AWAY	1- 0	2- 0	1- 0			
0- 0	0- 0	0- 0	NEUTRAL	0- 0	0- 0	0- 0			

RPI	S	Opponent	Score	RPI	S	Opponent	Score	RPI	S	Opponent	Score	RPI	S	Opponent	Score
2	A	Baylor	48 <b>74</b>	26	A	Tennessee	64 53	90	A	TCU	65 58	102	A	Little Rock	66 56
2	H	Baylor	67 <b>80</b>	28	H	Mississippi St.	53 47	90	H	TCU	71 58	116	A	Iowa St.	65 49
7	H	Stanford	77 69	29	A	Oklahoma	56 <b>74</b>					116	H	Iowa St.	75 54
23	A	Oklahoma St.	78 48	29	H	Oklahoma	83 76					120	H	Northwestern St.	86 33
23	H	Oklahoma St.	70 55	44	A	Kansas St.	66 51					138	N	Arkansas	61 50
24	A	West Virginia	65 54	44	H	Kansas St.	58 51					146	A	Texas Tech	76 55
24	H	West Virginia	73 50									146	H	Texas Tech	86 62
												201	H	Hampton	79 52
												222	H	Sam Houston St.	83 49
												224	H	Canisius	92 62
												225	A	Rice	70 47
												238	A	Kansas	75 38
												238	H	Kansas	70 46
												247	H	UTSA	90 53
LAST 12 Division I GAMES:															
2	A	Baylor	48 <b>74</b>	23	H	Oklahoma St.	70 55								
90	H	TCU	71 58	116	A	Iowa St.	65 49								
146	A	Texas Tech	76 55	44	A	Kansas St.	66 51								
24	H	West Virginia	73 50	238	H	Kansas	70 46								
44	H	Kansas St.	58 51	29	H	Oklahoma	83 76								
29	A	Oklahoma	56 <b>74</b>	90	A	TCU	65 58								

Non-Div I Games:

Texas

Average RPI Win:	111	WON-LOST	WINNING	LAST 10	STRENGTH OF	OPP. STRENGTH	TEAM	ADJ.	CONF.	ADJ CONF.
Average RPI Loss:	27	RECORD	PCT. RANK	GAMES	SCHEDULE	OF SCHEDULE	RPI	RPI	RPI	RPI
DIV. I ONLY	21- 8	59	7- 3	7	13	17	17	2	2	
DIV. I NON-CONF.	10- 3	61	0- 0	21	23	25	25	2	2	
TOTALS	RPI 1-25	RPI 26-50	W-L RECORDS	RPI 51-100	RPI 101-150	RPI 150+				
21- 8	0- 7	6- 0	OVERALL	4- 0	4- 1	7- 0				
12- 3	0- 3	4- 0	HOME	1- 0	2- 0	5- 0				
6- 3	0- 0	1- 0	AWAY	2- 0	1- 0	2- 0				
3- 2	0- 2	1- 0	NEUTRAL	1- 0	1- 0	0- 0				
10- 3	0- 3	2- 0	NON-CONFERENCE	2- 0	2- 0	4- 0				
6- 1	0- 1	0- 0	HOME	1- 0	1- 0	4- 0				
1- 0	0- 0	1- 0	AWAY	0- 0	0- 0	0- 0				
3- 2	0- 2	1- 0	NEUTRAL	1- 0	1- 0	0- 0				
11- 5	0- 4	4- 0	CONFERENCE	2- 0	2- 1	3- 0				
6- 2	0- 2	4- 0	HOME	0- 0	1- 0	1- 0				
5- 3	0- 2	0- 0	AWAY	2- 0	1- 1	2- 0				
0- 0	0- 0	0- 0	NEUTRAL	0- 0	0- 0	0- 0				

RPI	S	Opponent	Score	RPI	S	Opponent	Score	RPI	S	Opponent	Score	RPI	S	Opponent	Score
4	A	South Carolina	58 59	26	H	Tennessee	76 71	56	A	Auburn	57 49	102	H	Little Rock	69 39
4	H	South Carolina	63 70	28	H	Mississippi St.	64 58	71	A	Vanderbilt	75 63	117	A	LSU	53 35
5	N	Ohio St.	80 95	29	N	Oklahoma	74 68	89	N	California	75 58	117	H	LSU	68 54
13	H	Kentucky	58 71	32	H	Georgia	73 62	90	H	TCU	82 78	125	N	Hawaii	82 41
15	N	BYU	64 72	45	H	Missouri	81 77					138	A	Arkansas	61 67
18	H	DePaul	66 80	48	A	Duke	72 66					154	A	Alabama	59 56
20	A	Florida	81 83									164	H	Southern U.	88 47
												172	A	Ole Miss	62 48
												172	H	Ole Miss	81 58
												188	H	SMU	67 55
												233	H	Texas St.	87 50
												280	H	Prairie View	88 30
LAST 12 Division I GAMES:															
13	H	Kentucky	58 71	26	H	Tennessee	76 71	20	A	Florida	81 83				
56	A	Auburn	57 49	71	A	Vanderbilt	75 63	4	H	South Carolina	63 70				
117	H	LSU	68 54	154	A	Alabama	59 56	45	H	Missouri	81 77				
172	A	Ole Miss	62 48	4	A	South Carolina	58 59								
28	H	Mississippi St.	64 58												

Non-Div I Games:

Texas A&amp;M

■ Loss, 
 ■ Non-Conf, 
 ■ S Site, 
 ■ H Home 
 ■ A Away 
 N Neutral

## Texas Southern

Through Games Of March 3, 2016

Average RPI Win:	295	WON-LOST	WINNING	LAST 10	STRENGTH OF	OPP. STRENGTH	TEAM	ADJ.	CONF.	ADJ CONF.
Average RPI Loss:	198	RECORD	PCT. RANK	GAMES	SCHEDULE	OF SCHEDULE	RPI	RPI	RPI	RPI
DIV. I ONLY	17- 10	98	6- 4	348	316	248	248	31	31	
DIV. I NON-CONF.	4- 6	201	0- 0	345	78	293	293	31	31	
TOTALS	RPI 1-25	RPI 26-50	W-L RECORDS	RPI 51-100	RPI 101-150	RPI 150+				
17- 10	0- 1	0- 0	OVERALL	0- 0	0- 1	17- 8				
8- 4	0- 0	0- 0	HOME	0- 0	0- 0	8- 4				
8- 6	0- 1	0- 0	AWAY	0- 0	0- 1	8- 4				
1- 0	0- 0	0- 0	NEUTRAL	0- 0	0- 0	1- 0				
4- 6	0- 1	0- 0	NON-CONFERENCE	0- 0	0- 1	4- 4				
1- 2	0- 0	0- 0	HOME	0- 0	0- 0	1- 2				
2- 4	0- 1	0- 0	AWAY	0- 0	0- 1	2- 2				
1- 0	0- 0	0- 0	NEUTRAL	0- 0	0- 0	1- 0				
13- 4	0- 0	0- 0	CONFERENCE	0- 0	0- 0	13- 4				
7- 2	0- 0	0- 0	HOME	0- 0	0- 0	7- 2				
6- 2	0- 0	0- 0	AWAY	0- 0	0- 0	6- 2				
0- 0	0- 0	0- 0	NEUTRAL	0- 0	0- 0	0- 0				

RPI 1-25				RPI 26-50				RPI 51-100				RPI 101+ Team's RPI: 248			
RPI	S	Opponent	Score	RPI	S	Opponent	Score	RPI	S	Opponent	Score	RPI	S	Opponent	Score
23	A	Oklahoma St.	52 87									117	A	LSU	36 86
												164	A	Southern U.	55 56
												164	H	Southern U.	59 45
												191	A	Grambling	62 50
												191	H	Grambling	46 49
												222	H	Sam Houston St.	51 53
												225	A	Rice	69 66
												238	A	Kansas	65 72
												242	H	Houston Baptist	65 77
												247	A	UTSA	59 44
												258	A	Tennessee St.	56 72
												260	A	Alabama St.	51 57
												260	H	Alabama St.	48 58
												280	A	Prairie View	50 43
												280	H	Prairie View	72 65
												291	H	Alcorn	68 39
												311	A	Jackson St.	62 36
												311	H	Jackson St.	66 47
												319	H	A&M-Corpus Christi	51 43
												331	A	Ark.-Pine Bluff	57 51
												331	H	Ark.-Pine Bluff	57 30
												336	N	Lipscomb	66 62
												346	A	Alabama A&M	57 38
												346	H	Alabama A&M	72 41
												349	A	Mississippi Val.	85 30
												349	H	Mississippi Val.	76 38
LAST 12 Division I GAMES:															
164	A	Southern U.	55 56	311	H	Jackson St.	66 47								
260	H	Alabama St.	48 58	280	A	Prairie View	50 43								
346	H	Alabama A&M	72 41	346	A	Alabama A&M	57 38								
331	A	Ark.-Pine Bluff	57 51	260	A	Alabama St.	51 57								
349	A	Mississippi Val.	85 30	331	H	Ark.-Pine Bluff	57 30								
191	H	Grambling	46 49	349	H	Mississippi Val.	76 38								

Non-Div I Games:

Texas Southern

■ Loss, 
 ■ Non-Conf, S Site, 
 ■ Home 
 ■ Away 
 N Neutral

Average RPI Win: <b>227</b>	WON-LOST	WINNING	LAST 10	STRENGTH OF	OPP. STRENGTH	TEAM	ADJ.	CONF.	ADJ CONF.
Average RPI Loss: <b>139</b>	RECORD	PCT. RANK	GAMES	SCHEDULE	OF SCHEDULE	RPI	RPI	RPI	RPI
DIV. I ONLY	10- 17	248	2- 8	165	160	233	233	15	15
DIV. I NON-CONF.	3- 5	218	0- 0	115	31	170	170	14	14
TOTALS	RPI 1-25	RPI 26-50	W-L RECORDS	RPI 51-100	RPI 101-150	RPI 150+			
10- 17	0- 1	0- 4	OVERALL	0- 0	2- 6	8- 6			
7- 4	0- 0	0- 1	HOME	0- 0	1- 2	6- 1			
3- 10	0- 1	0- 2	AWAY	0- 0	1- 2	2- 5			
0- 3	0- 0	0- 1	NEUTRAL	0- 0	0- 2	0- 0			
3- 5	0- 1	0- 2	NON-CONFERENCE	0- 0	0- 2	3- 0			
2- 0	0- 0	0- 0	HOME	0- 0	0- 0	2- 0			
1- 2	0- 1	0- 1	AWAY	0- 0	0- 0	1- 0			
0- 3	0- 0	0- 1	NEUTRAL	0- 0	0- 2	0- 0			
7- 12	0- 0	0- 2	CONFERENCE	0- 0	2- 4	5- 6			
5- 4	0- 0	0- 1	HOME	0- 0	1- 2	4- 1			
2- 8	0- 0	0- 1	AWAY	0- 0	1- 2	1- 5			
0- 0	0- 0	0- 0	NEUTRAL	0- 0	0- 0	0- 0			

RPI 1-25				RPI 26-50				RPI 51-100				RPI 101+ Team's RPI: 233			
RPI	S	Opponent	Score	RPI	S	Opponent	Score	RPI	S	Opponent	Score	RPI	S	Opponent	Score
17	A	Texas A&M	50 <b>87</b>	40	A	Arkansas St.	50 <b>87</b>					102	A	Little Rock	45 <b>57</b>
				40	H	Arkansas St.	59 <b>74</b>					102	H	Little Rock	67 57
				45	A	Missouri	56 <b>82</b>					116	N	Iowa St.	61 <b>83</b>
				48	N	Duke	34 <b>85</b>					132	N	Idaho	55 <b>75</b>
												133	A	La.-Lafayette	46 42
												133	H	La.-Lafayette	47 <b>59</b>
												139	A	UT Arlington	69 <b>78</b>
												139	H	UT Arlington	48 <b>80</b>
												155	A	Troy	79 <b>112</b>
												155	H	Troy	73 <b>88</b>
												197	A	South Ala.	73 71
												240	H	North Texas	64 62
												242	A	Houston Baptist	71 66
												247	H	UTSA	72 64
												266	A	Appalachian St.	71 <b>90</b>
												266	H	Appalachian St.	87 76
												271	A	Georgia St.	62 <b>73</b>
												271	H	Georgia St.	80 71
												277	A	La.-Monroe	59 <b>63</b>
												277	H	La.-Monroe	63 57
												294	A	Ga. Southern	64 <b>78</b>
												294	H	Ga. Southern	61 56
LAST 12 Division I GAMES:															
155	H	Troy	73 <b>88</b>	266	H	Appalachian St.	87 76								
139	A	UT Arlington	69 <b>78</b>	139	H	UT Arlington	48 <b>80</b>								
102	A	Little Rock	45 <b>57</b>	294	A	Ga. Southern	64 <b>78</b>								
40	A	Arkansas St.	50 <b>87</b>	271	A	Georgia St.	62 <b>73</b>								
133	H	La.-Lafayette	47 <b>59</b>	277	A	La.-Monroe	59 <b>63</b>								
277	H	La.-Monroe	63 57	133	A	La.-Lafayette	46 42								

Non-Div I Games: Tex. A&amp;M-Commerce 80 60 St. Edward's 52 44

Texas St.

■ Loss, 
 ■ Non-Conf, 
 ■ S Site, 
 ■ Home 
 ■ A Away 
 N Neutral

Average RPI Win:	219	WON-LOST	WINNING	LAST 10	STRENGTH OF	OPP. STRENGTH	TEAM	ADJ.	CONF.	ADJ CONF.
Average RPI Loss:	38	RECORD	PCT. RANK	GAMES	SCHEDULE	OF SCHEDULE	RPI	RPI	RPI	RPI
DIV. I ONLY	12- 17	226	2- 8	48	57	146	146	3	3	
DIV. I NON-CONF.	9- 2	37	0- 0	207	306	101	101	3	3	
TOTALS	RPI 1-25	RPI 26-50	W-L RECORDS	RPI 51-100	RPI 101-150	RPI 150+				
12- 17	0- 8	0- 5	OVERALL	1- 3	2- 1	9- 0				
10- 7	0- 4	0- 2	HOME	1- 1	2- 0	7- 0				
1- 9	0- 0	0- 0	AWAY	0- 0	0- 0	1- 0				
1- 1	0- 0	0- 1	NEUTRAL	0- 0	0- 0	1- 0				
9- 2	0- 0	0- 1	NON-CONFERENCE	1- 1	1- 0	7- 0				
8- 0	0- 0	0- 0	HOME	1- 0	1- 0	6- 0				
0- 1	0- 0	0- 0	AWAY	0- 1	0- 0	0- 0				
1- 1	0- 0	0- 1	NEUTRAL	0- 0	0- 0	1- 0				
3- 15	0- 8	0- 4	CONFERENCE	0- 2	1- 1	2- 0				
2- 7	0- 4	0- 2	HOME	0- 1	1- 0	1- 0				
1- 8	0- 4	0- 2	AWAY	0- 1	0- 1	1- 0				
0- 0	0- 0	0- 0	NEUTRAL	0- 0	0- 0	0- 0				

RPI 1-25				RPI 26-50				RPI 51-100				RPI 101+				Team's RPI: 146	
RPI	S	Opponent	Score	RPI	S	Opponent	Score	RPI	S	Opponent	Score	RPI	S	Opponent	Score		
2	A	Baylor	43 69	29	A	Oklahoma	53 92	64	A	Santa Clara	70 75	116	A	Iowa St.	48 77		
2	H	Baylor	36 66	29	H	Oklahoma	60 70	73	H	Abilene Christian	71 65	116	H	Iowa St.	69 66		
6	A	Texas	62 86	38	N	Washington	73 77	90	A	TCU	48 69	132	H	Idaho	78 62		
6	H	Texas	55 76	44	A	Kansas St.	53 65	90	H	TCU	69 78	159	N	Fordham	62 48		
23	A	Oklahoma St.	57 70	44	H	Kansas St.	53 65					191	H	Grambling	70 55		
23	H	Oklahoma St.	46 69									212	H	Idaho St.	79 64		
24	A	West Virginia	57 79									238	A	Kansas	69 58		
24	H	West Virginia	42 69									238	H	Kansas	54 44		
												292	H	Niagara	79 45		
												312	H	Southeastern La.	113 51		
												329	H	Incarnate Word	70 55		
												331	H	Ark.-Pine Bluff	84 40		
LAST 12 Division I GAMES:																	
				29	H	Oklahoma	60 70	23	A	Oklahoma St.	57 70						
				238	A	Kansas	69 58	24	H	West Virginia	42 69						
				6	H	Texas	55 76	238	H	Kansas	54 44						
				44	A	Kansas St.	53 65	2	A	Baylor	43 69						
				116	A	Iowa St.	48 77	44	H	Kansas St.	53 65						
				2	H	Baylor	36 66	29	A	Oklahoma	53 92						

Non-Div I Games:

Texas Tech

■ Loss, 
 ■ Non-Conf, S Site, 
 ■ Home 
 ■ Away 
 N Neutral

T  
o  
l  
e  
d  
o

Toledo				Through Games Of March 3, 2016						
Average RPI Win:	214	WON-LOST	WINNING	LAST 10	STRENGTH OF	OPP. STRENGTH	TEAM	ADJ.	CONF.	ADJ CONF.
Average RPI Loss:	70	RECORD	PCT. RANK	GAMES	SCHEDULE	OF SCHEDULE	RPI	RPI	RPI	RPI
DIV. I ONLY		17- 11	115	8- 2	95	115	98	98	11	11
DIV. I NON-CONF.		5- 6	180	0- 0	71	63	140	140	13	13
-----										
TOTALS	RPI 1-25	RPI 26-50		W-L RECORDS		RPI 51-100		RPI 101-150		RPI 150+
17- 11	0- 1	0- 2		OVERALL		3- 6		3- 2		11- 0
8- 4	0- 0	0- 1		HOME		1- 2		2- 1		5- 0
7- 5	0- 0	0- 0		AWAY		1- 0		1- 0		5- 0
2- 2	0- 0	0- 0		NEUTRAL		1- 2		0- 0		1- 0
5- 6	0- 1	0- 1		NON-CONFERENCE		1- 3		0- 1		4- 0
2- 2	0- 0	0- 0		HOME		0- 1		0- 1		2- 0
1- 2	0- 1	0- 1		AWAY		0- 0		0- 0		1- 0
2- 2	0- 0	0- 0		NEUTRAL		1- 2		0- 0		1- 0
12- 5	0- 0	0- 1		CONFERENCE		2- 3		3- 1		7- 0
6- 2	0- 0	0- 1		HOME		1- 1		2- 0		3- 0
6- 3	0- 0	0- 0		AWAY		1- 2		1- 1		4- 0
0- 0	0- 0	0- 0		NEUTRAL		0- 0		0- 0		0- 0

T  
o  
l  
e  
d  
o

RPI 1-25				RPI 26-50				RPI 51-100				Team's RPI: 98	RPI 101+			
RPI	S	Opponent	Score	RPI	S	Opponent	Score	RPI	S	Opponent	Score		RPI	S	Opponent	Score
1	A	Notre Dame	39 74	27	A	St. Bonaventure	63 74	52	N	Albany (NY)	55 63		118	H	Arizona	59 62
				43	H	Ohio	57 77	65	A	Ball St.	69 75		122	A	Akron	71 81
								74	A	Central Mich.	81 79		126	H	Buffalo	71 60
								74	H	Central Mich.	76 72		142	A	Western Mich.	80 68
								75	N	VCU	80 61		142	H	Western Mich.	80 73
								79	H	Dayton	57 83		227	A	Ill.-Chicago	60 51
								84	A	Eastern Mich.	41 59		230	N	Columbia	88 75
								84	H	Eastern Mich.	46 58		249	A	Northern Ill.	89 83
								100	N	Harvard	70 76		249	H	Northern Ill.	66 59
													256	A	Bowling Green	68 60
													256	H	Bowling Green	75 61
													272	H	Cleveland St.	66 53
													285	A	Miami (OH)	55 50
													322	A	Kent St.	67 64
													322	H	Kent St.	73 67
													331	H	Ark.-Pine Bluff	74 47
LAST 12 Division I GAMES:																
				74	H	Central Mich.	76 72	126	H	Buffalo	71 60					
				249	A	Northern Ill.	89 83	322	A	Kent St.	67 64					
				84	H	Eastern Mich.	46 58	142	A	Western Mich.	80 68					
				74	A	Central Mich.	81 79	256	H	Bowling Green	75 61					
				256	A	Bowling Green	68 60	84	A	Eastern Mich.	41 59					
				43	H	Ohio	57 77	122	A	Akron	71 81					

Non-Div I Games:

Toledo



Average RPI Win: <b>196</b>	WON-LOST	WINNING	LAST 10	STRENGTH OF	OPP. STRENGTH	TEAM	ADJ.	CONF.	ADJ CONF.
Average RPI Loss: <b>153</b>	RECORD	PCT. RANK	GAMES	SCHEDULE	OF SCHEDULE	RPI	RPI	RPI	RPI
DIV. I ONLY	6- 23	310	1- 9	169	150	289	289	13	13
DIV. I NON-CONF.	3- 8	258	0- 0	256	254	291	291	10	10
TOTALS	RPI 1-25	RPI 26-50	W-L RECORDS	RPI 51-100	RPI 101-150	RPI 150+			
6- 23	0- 0	0- 2	OVERALL	1- 8	0- 0	5- 13			
4- 9	0- 0	0- 1	HOME	1- 3	0- 0	3- 5			
1- 14	0- 0	0- 1	AWAY	0- 5	0- 0	1- 8			
1- 0	0- 0	0- 0	NEUTRAL	0- 0	0- 0	1- 0			
3- 8	0- 0	0- 0	NON-CONFERENCE	0- 3	0- 0	3- 5			
2- 2	0- 0	0- 0	HOME	0- 1	0- 0	2- 1			
0- 6	0- 0	0- 0	AWAY	0- 2	0- 0	0- 4			
1- 0	0- 0	0- 0	NEUTRAL	0- 0	0- 0	1- 0			
3- 15	0- 0	0- 2	CONFERENCE	1- 5	0- 0	2- 8			
2- 7	0- 0	0- 1	HOME	1- 2	0- 0	1- 4			
1- 8	0- 0	0- 1	AWAY	0- 3	0- 0	1- 4			
0- 0	0- 0	0- 0	NEUTRAL	0- 0	0- 0	0- 0			

RPI S	Opponent	Score	RPI S	Opponent	Score	RPI S	Opponent	Score	RPI S	Opponent	Score	Team's RPI: 289
36	A James Madison	45 <b>61</b>	36	H James Madison	57 <b>64</b>	56	H Auburn	52 <b>74</b>	156	A Cornell	60 <b>88</b>	
						68	A Hofstra	60 <b>64</b>	161	A Northeastern	72 71	
						68	H Hofstra	56 <b>74</b>	161	H Northeastern	63 <b>81</b>	
						77	A Minnesota	86 <b>105</b>	165	A Delaware	64 <b>69</b>	
						78	A Drexel	40 <b>56</b>	165	H Delaware	62 <b>66</b>	
						78	H Drexel	33 <b>74</b>	170	A George Mason	76 <b>88</b>	
						86	A Elon	58 <b>80</b>	176	H UMBC	61 51	
						86	H Elon	85 78	200	A William & Mary	65 <b>78</b>	
						95	A Georgetown	46 <b>82</b>	200	H William & Mary	54 <b>73</b>	
									223	N Western Ill.	83 77	
									231	A Col. of Charleston	55 <b>67</b>	
									231	H Col. of Charleston	62 51	
									244	H Coppin St.	69 <b>81</b>	
									270	A UNCW	51 <b>53</b>	
									270	H UNCW	49 <b>52</b>	
									284	A Rider	72 <b>78</b>	
									301	H UMKC	70 47	
									328	A North Florida	72 <b>74</b>	
LAST 12 Division I GAMES:												
78	H Drexel	33 <b>74</b>	86	A Elon	58 <b>80</b>							
161	H Northeastern	63 <b>81</b>	68	H Hofstra	56 <b>74</b>							
200	A William & Mary	65 <b>78</b>	165	H Delaware	62 <b>66</b>							
36	A James Madison	45 <b>61</b>	231	A Col. of Charleston	55 <b>67</b>							
78	A Drexel	40 <b>56</b>	270	A UNCW	51 <b>53</b>							
231	H Col. of Charleston	62 51	68	A Hofstra	60 <b>64</b>							

Non-Div I Games:

Towson

Average RPI Win:	242	WON-LOST	WINNING	LAST 10	STRENGTH OF	OPP. STRENGTH	TEAM	ADJ.	CONF.	ADJ CONF.
Average RPI Loss:	139	RECORD	PCT. RANK	GAMES	SCHEDULE	OF SCHEDULE	RPI	RPI	RPI	RPI
DIV. I ONLY	14- 12	150	6- 4	202	215	155	155	15	15	
DIV. I NON-CONF.	3- 4	197	0- 0	201	270	153	153	14	14	
TOTALS	RPI 1-25	RPI 26-50	W-L RECORDS	RPI 51-100	RPI 101-150	RPI 150+				
14- 12	0- 0	0- 2	OVERALL	0- 2	3- 3	11- 5				
8- 3	0- 0	0- 1	HOME	0- 0	3- 0	5- 2				
6- 9	0- 0	0- 1	AWAY	0- 2	0- 3	6- 3				
0- 0	0- 0	0- 0	NEUTRAL	0- 0	0- 0	0- 0				
3- 4	0- 0	0- 0	NON-CONFERENCE	0- 2	0- 1	3- 1				
1- 0	0- 0	0- 0	HOME	0- 0	0- 0	1- 0				
2- 4	0- 0	0- 0	AWAY	0- 2	0- 1	2- 1				
0- 0	0- 0	0- 0	NEUTRAL	0- 0	0- 0	0- 0				
11- 8	0- 0	0- 2	CONFERENCE	0- 0	3- 2	8- 4				
7- 3	0- 0	0- 1	HOME	0- 0	3- 0	4- 2				
4- 5	0- 0	0- 1	AWAY	0- 0	0- 2	4- 2				
0- 0	0- 0	0- 0	NEUTRAL	0- 0	0- 0	0- 0				

RPI 1-25				RPI 26-50				RPI 51-100				RPI 101+				Team's RPI: 155	
RPI	S	Opponent	Score	RPI	S	Opponent	Score	RPI	S	Opponent	Score	RPI	S	Opponent	Score		
				40	A	Arkansas St.	80 94	71	A	Vanderbilt	43 97	102	A	Little Rock	64 79		
				40	H	Arkansas St.	81 101	88	A	Belmont	93 102	102	H	Little Rock	78 71		
												109	A	Samford	69 73		
												133	A	La.-Lafayette	53 56		
												133	H	La.-Lafayette	90 83		
												139	H	UT Arlington	88 71		
												153	A	UAB	67 89		
												197	A	South Ala.	63 65		
												197	H	South Ala.	71 75		
												233	A	Texas St.	88 73		
												233	H	Texas St.	112 79		
												260	A	Alabama St.	73 59		
												266	A	Appalachian St.	100 89		
												266	H	Appalachian St.	81 96		
												271	A	Georgia St.	97 90		
												271	H	Georgia St.	89 78		
												277	A	La.-Monroe	73 77		
												277	H	La.-Monroe	74 64		
												294	A	Ga. Southern	81 66		
												294	H	Ga. Southern	84 68		
LAST 12 Division I GAMES:																	
				233	A	Texas St.	88 73	294	H	Ga. Southern	84 68	303	H	Nicholls St.	104 51		
				277	H	La.-Monroe	74 64	40	A	Arkansas St.	80 94	312	A	Southeastern La.	100 90		
				133	H	La.-Lafayette	90 83	102	A	Little Rock	64 79						
				266	A	Appalachian St.	100 89	266	H	Appalachian St.	81 96						
				197	A	South Ala.	63 65	197	H	South Ala.	71 75						
				271	H	Georgia St.	89 78	133	A	La.-Lafayette	53 56						

Non-Div I Games: West Ala. 103 72 Fort Valley St. 118 72

Troy

T

u

l

a

n

e

Tulane				Through Games Of March 3, 2016							
Average RPI Win: 193		WON-LOST	WINNING	LAST 10	STRENGTH OF	OPP. STRENGTH	TEAM	ADJ.	CONF.	ADJ CONF.	
Average RPI Loss: 37		RECORD	PCT. RANK	GAMES	SCHEDULE	OF SCHEDULE	RPI	RPI	RPI	RPI	
DIV. I ONLY		20- 10	76	5- 5	103	77	80	80	8	8	
DIV. I NON-CONF.		9- 3	69	0- 0	63	73	52	52	7	7	
-----											
TOTALS		RPI 1-25	RPI 26-50		W-L RECORDS		RPI 51-100	RPI 101-150		RPI 150+	
20- 10		0- 6	0- 1		OVERALL		1- 2	3- 1		16- 0	
13- 3		0- 2	0- 0		HOME		1- 1	2- 0		10- 0	
6- 5		0- 3	0- 0		AWAY		0- 1	0- 1		6- 0	
1- 2		0- 1	0- 1		NEUTRAL		0- 0	1- 0		0- 0	
9- 3		0- 2	0- 1		NON-CONFERENCE		1- 0	3- 0		5- 0	
7- 0		0- 0	0- 0		HOME		1- 0	2- 0		4- 0	
1- 1		0- 1	0- 0		AWAY		0- 0	0- 0		1- 0	
1- 2		0- 1	0- 1		NEUTRAL		0- 0	1- 0		0- 0	
11- 7		0- 4	0- 0		CONFERENCE		0- 2	0- 1		11- 0	
6- 3		0- 2	0- 0		HOME		0- 1	0- 0		6- 0	
5- 4		0- 2	0- 0		AWAY		0- 1	0- 1		5- 0	
0- 0		0- 0	0- 0		NEUTRAL		0- 0	0- 0		0- 0	
-----											
RPI 1-25				RPI 26-50			RPI 51-100		Team's RPI: 80		
RPI	S	Opponent	Score	RPI	S	Opponent	Score	RPI	S	Opponent	Score
3	A	UConn	40 80	50	N	Rutgers	51 75	53	H	Saint Louis	66 58
3	H	UConn	38 96					66	A	Temple	67 72
12	A	Florida St.	72 78					66	H	Temple	54 72
19	N	Green Bay	58 79								
25	A	South Fla.	65 77								
25	H	South Fla.	67 71								

Non-Div I Games:

Tulane

Loss, Non-Conf, S Site, H Home A Away N Neutral

Average RPI Win: <b>190</b>	WON-LOST	WINNING	LAST 10	STRENGTH OF	OPP. STRENGTH	TEAM	ADJ.	CONF.	ADJ CONF.
Average RPI Loss: <b>106</b>	RECORD	PCT. RANK	GAMES	SCHEDULE	OF SCHEDULE	RPI	RPI	RPI	RPI
DIV. I ONLY	<b>11- 18</b>	<b>245</b>	<b>4- 6</b>	<b>108</b>	<b>82</b>	<b>179</b>	<b>179</b>	<b>8</b>	<b>8</b>
DIV. I NON-CONF.	<b>3- 8</b>	<b>258</b>	<b>0- 0</b>	<b>61</b>	<b>80</b>	<b>194</b>	<b>194</b>	<b>7</b>	<b>7</b>
TOTALS	RPI 1-25	RPI 26-50	W-L RECORDS	RPI 51-100	RPI 101-150	RPI 150+			
11- 18	0- 3	0- 2	OVERALL	0- 5	3- 3	8- 5			
5- 9	0- 2	0- 2	HOME	0- 1	0- 2	5- 2			
6- 7	0- 1	0- 0	AWAY	0- 4	3- 0	3- 2			
0- 2	0- 0	0- 0	NEUTRAL	0- 0	0- 1	0- 1			
3- 8	0- 0	0- 2	NON-CONFERENCE	0- 2	2- 2	1- 2			
1- 4	0- 0	0- 2	HOME	0- 0	0- 1	1- 1			
2- 2	0- 0	0- 0	AWAY	0- 2	2- 0	0- 0			
0- 2	0- 0	0- 0	NEUTRAL	0- 0	0- 1	0- 1			
8- 10	0- 3	0- 0	CONFERENCE	0- 3	1- 1	7- 3			
4- 5	0- 2	0- 0	HOME	0- 1	0- 1	4- 1			
4- 5	0- 1	0- 0	AWAY	0- 2	1- 0	3- 2			
0- 0	0- 0	0- 0	NEUTRAL	0- 0	0- 0	0- 0			

RPI	S	Opponent	Score	RPI	S	Opponent	Score	RPI	S	Opponent	Score	RPI	S	Opponent	Score	Team's RPI: 179
3	A	UConn	35 <b>95</b>	29	H	Oklahoma	62 <b>75</b>	53	A	Saint Louis	73 <b>82</b>	102	A	Little Rock	74 63	
3	H	UConn	30 <b>94</b>	44	H	Kansas St.	67 <b>75</b>	66	A	Temple	46 <b>66</b>	104	A	Memphis	65 59	
25	H	South Fla.	66 <b>72</b>					80	A	Tulane	42 <b>61</b>	104	H	Memphis	58 <b>69</b>	
								80	H	Tulane	47 <b>71</b>	110	N	Drake	80 <b>91</b>	
								96	A	UNI	59 <b>75</b>	138	A	Arkansas	74 67	
												144	H	Oral Roberts	53 <b>59</b>	
												158	A	East Carolina	55 54	
												158	H	East Carolina	81 79	
												170	N	George Mason	63 <b>64</b>	
												188	A	SMU	45 <b>62</b>	
												188	H	SMU	56 54	
												191	H	Grambling	79 51	
												214	H	Indiana St.	63 <b>67</b>	
												219	A	Cincinnati	76 63	
												219	H	Cincinnati	53 <b>55</b>	
												273	A	UCF	74 <b>75</b>	
												273	H	UCF	95 71	
												282	A	Houston	79 62	
												282	H	Houston	44 28	
LAST 12 Division I GAMES:																
219	A	Cincinnati	76 63	158	A	East Carolina	55 54									
25	H	South Fla.	66 <b>72</b>	273	A	UCF	74 <b>75</b>									
80	A	Tulane	42 <b>61</b>	3	H	UConn	30 <b>94</b>									
188	A	SMU	45 <b>62</b>	104	H	Memphis	58 <b>69</b>									
273	H	UCF	95 71	282	A	Houston	79 62									
282	H	Houston	44 28	80	H	Tulane	47 <b>71</b>									

Non-Div I Games:

Tulsa

■ Loss, 
 ■ Non-Conf, 
 ■ S Site, 
 ■ Home 
 ■ Away 
 N Neutral

Average RPI Win:	213	WON-LOST	WINNING	LAST 10	STRENGTH OF	OPP. STRENGTH	TEAM	ADJ.	CONF.	ADJ CONF.
Average RPI Loss:	108	RECORD	PCT. RANK	GAMES	SCHEDULE	OF SCHEDULE	RPI	RPI	RPI	RPI
DIV. I ONLY	14- 14	165	4- 6	141	143	153	153	12	12	
DIV. I NON-CONF.	7- 4	110	0- 0	181	239	119	119	11	11	
TOTALS	RPI 1-25	RPI 26-50	W-L RECORDS	RPI 51-100	RPI 101-150	RPI 150+				
14- 14	0- 1	0- 4	OVERALL	1- 4	2- 2	11- 3				
10- 3	0- 0	0- 1	HOME	1- 1	2- 1	7- 0				
3- 10	0- 1	0- 2	AWAY	0- 3	0- 1	3- 3				
1- 1	0- 0	0- 1	NEUTRAL	0- 0	0- 0	1- 0				
7- 4	0- 1	0- 1	NON-CONFERENCE	0- 2	1- 0	6- 0				
5- 0	0- 0	0- 0	HOME	0- 0	1- 0	4- 0				
1- 3	0- 1	0- 0	AWAY	0- 2	0- 0	1- 0				
1- 1	0- 0	0- 1	NEUTRAL	0- 0	0- 0	1- 0				
7- 10	0- 0	0- 3	CONFERENCE	1- 2	1- 2	5- 3				
5- 3	0- 0	0- 1	HOME	1- 1	1- 1	3- 0				
2- 7	0- 0	0- 2	AWAY	0- 1	0- 1	2- 3				
0- 0	0- 0	0- 0	NEUTRAL	0- 0	0- 0	0- 0				

RPI 1-25				RPI 26-50				RPI 51-100				RPI 101+ Team's RPI: 153			
RPI	S	Opponent	Score	RPI	S	Opponent	Score	RPI	S	Opponent	Score	RPI	S	Opponent	Score
12	A	Florida St.	44 84	30	A	UTEP	54 62	56	A	Auburn	71 85	109	H	Samford	61 41
				39	A	Western Ky.	55 64	62	A	Middle Tenn.	40 68	140	A	Marshall	65 73
				39	H	Western Ky.	49 63	62	H	Middle Tenn.	72 77	140	H	Marshall	61 64
				46	N	North Carolina St.	56 67	76	H	Charlotte	75 57	150	H	Old Dominion	58 55
								88	A	Belmont	62 63	155	H	Troy	89 67
												163	H	Southern Miss.	53 49
												178	A	Fla. Atlantic	67 62
												180	H	Louisiana Tech	64 49
												197	A	South Ala.	53 39
												225	A	Rice	64 55
												240	A	North Texas	51 53
												247	A	UTSA	52 54
												252	N	High Point	56 46
												309	H	South Carolina St.	71 38
												310	A	FIU	61 72
												310	H	FIU	71 42
												331	H	Ark.-Pine Bluff	82 32
												349	H	Mississippi Val.	80 33
LAST 12 Division I GAMES:															
310	H	FIU	71 42	178	A	Fla. Atlantic	67 62								
39	A	Western Ky.	55 64	310	A	FIU	61 72								
140	A	Marshall	65 73	140	H	Marshall	61 64								
62	H	Middle Tenn.	72 77	39	H	Western Ky.	49 63								
180	H	Louisiana Tech	64 49	240	A	North Texas	51 53								
163	H	Southern Miss.	53 49	225	A	Rice	64 55								

Non-Div I Games:

UAB

■ Loss, 
■ Non-Conf, 
■ S Site, 
■ H Home 
■ A Away 
N Neutral

Average RPI Win:	256	WON-LOST	WINNING	LAST 10	STRENGTH OF	OPP. STRENGTH	TEAM	ADJ.	CONF.	ADJ CONF.
Average RPI Loss:	129	RECORD	PCT. RANK	GAMES	SCHEDULE	OF SCHEDULE	RPI	RPI	RPI	RPI
DIV. I ONLY	15- 12	145	5- 5	265	214	184	184	22	22	
DIV. I NON-CONF.	6- 6	160	0- 0	260	125	198	198	21	21	
TOTALS	RPI 1-25	RPI 26-50	W-L RECORDS	RPI 51-100	RPI 101-150	RPI 150+				
15- 12	0- 1	0- 0	OVERALL	1- 4	1- 3	13- 4				
7- 5	0- 1	0- 0	HOME	0- 1	1- 1	6- 2				
8- 5	0- 0	0- 0	AWAY	1- 2	0- 2	7- 1				
0- 2	0- 0	0- 0	NEUTRAL	0- 1	0- 0	0- 1				
6- 6	0- 1	0- 0	NON-CONFERENCE	1- 2	0- 0	5- 3				
1- 3	0- 1	0- 0	HOME	0- 0	0- 0	1- 2				
5- 1	0- 0	0- 0	AWAY	1- 1	0- 0	4- 0				
0- 2	0- 0	0- 0	NEUTRAL	0- 1	0- 0	0- 1				
9- 6	0- 0	0- 0	CONFERENCE	0- 2	1- 3	8- 1				
6- 2	0- 0	0- 0	HOME	0- 1	1- 1	5- 0				
3- 4	0- 0	0- 0	AWAY	0- 1	0- 2	3- 1				
0- 0	0- 0	0- 0	NEUTRAL	0- 0	0- 0	0- 0				

RPI 1-25				RPI 26-50				RPI 51-100				RPI 101+				Team's RPI: 184	
RPI	S	Opponent	Score	RPI	S	Opponent	Score	RPI	S	Opponent	Score	RPI	S	Opponent	Score		
7	H	Stanford	45 74					51	A	St. Mary's (CA)	78 71	125	A	Hawaii	50 70		
								52	N	Albany (NY)	70 80	125	H	Hawaii	60 58		
								54	A	UC Riverside	73 80	131	A	Long Beach St.	64 74		
								54	H	UC Riverside	76 90	131	H	Long Beach St.	62 75		
								85	A	Utah	58 88	169	H	Sacramento St.	77 92		
												174	H	Pacific	53 66		
												192	A	Cal Poly	75 57		
												192	H	Cal Poly	82 71		
												207	A	Utah Valley	59 55		
												250	A	San Diego St.	65 54		
												267	A	UC Santa Barbara	59 66		
												267	H	UC Santa Barbara	80 51		
												287	A	Portland	72 47		
												296	N	Florida A&M	58 61		
												297	A	CSUN	75 52		
												297	H	CSUN	57 50		
												314	A	Portland St.	82 70		
												335	H	UC Irvine	74 61		
												342	A	Cal St. Fullerton	63 59		
												342	H	Cal St. Fullerton	80 56		
												344	H	Air Force	66 40		
LAST 12 Division I GAMES:																	
				131	A	Long Beach St.	64 74					342	A	Cal St. Fullerton	63 59		
				297	H	CSUN	57 50					54	A	UC Riverside	73 80		
				54	H	UC Riverside	76 90					267	H	UC Santa Barbara	80 51		
				125	A	Hawaii	50 70					131	H	Long Beach St.	62 75		
				342	H	Cal St. Fullerton	80 56					192	A	Cal Poly	75 57		
				192	H	Cal Poly	82 71					267	A	UC Santa Barbara	59 66		

Non-Div I Games: Cal St. Monterey Ba91 36

UC Davis

Loss, Non-Conf, S Site, H Home A Away N Neutral

Average RPI Win: 332		WON-LOST	WINNING	LAST 10	STRENGTH OF	OPP. STRENGTH	TEAM	ADJ.	CONF.	ADJ CONF.
Average RPI Loss: 175		RECORD	PCT. RANK	GAMES	SCHEDULE	OF SCHEDULE	RPI	RPI	RPI	RPI
DIV. I ONLY		3- 25	341	1- 9	281	192	335	335	22	22
DIV. I NON-CONF.		2- 11	306	0- 0	279	97	317	317	21	21
TOTALS		RPI 1-25	RPI 26-50	W-L RECORDS	RPI 51-100	RPI 101-150	RPI 150+			
3- 25	0- 1		0- 1	OVERALL	0- 4	0- 4	3- 15			
1- 10	0- 0		0- 0	HOME	0- 2	0- 2	1- 6			
2- 14	0- 0		0- 0	AWAY	0- 0	0- 0	2- 1			
0- 1	0- 0		0- 1	NEUTRAL	0- 0	0- 0	0- 0			
2- 11	0- 1		0- 1	NON-CONFERENCE	0- 2	0- 0	2- 7			
1- 3	0- 0		0- 0	HOME	0- 1	0- 0	1- 2			
1- 7	0- 1		0- 0	AWAY	0- 1	0- 0	1- 5			
0- 1	0- 0		0- 1	NEUTRAL	0- 0	0- 0	0- 0			
1- 14	0- 0		0- 0	CONFERENCE	0- 2	0- 4	1- 8			
0- 7	0- 0		0- 0	HOME	0- 1	0- 2	0- 4			
1- 7	0- 0		0- 0	AWAY	0- 1	0- 2	1- 4			
0- 0	0- 0		0- 0	NEUTRAL	0- 0	0- 0	0- 0			

RPI 1-25			
RPI	S	Opponent	Score
10	A	UCLA	48 83
RPI 26-50			
RPI	S	Opponent	Score
33	N	Princeton	42 83
RPI 51-100			
RPI	S	Opponent	Score
54	A	UC Riverside	69 93
54	H	UC Riverside	72 84
55	A	Southern California	56 75
58	H	St. John's (NY)	63 85
RPI 101+			
RPI	S	Opponent	Score
125	A	Hawaii	35 59
125	H	Hawaii	65 83
131	A	Long Beach St.	49 67
131	H	Long Beach St.	65 71
169	A	Sacramento St.	78 126
184	A	UC Davis	61 74
189	A	San Jose St.	58 79
192	A	Cal Poly	38 50
192	H	Cal Poly	54 72
204	A	UNLV	52 72
216	A	CSU Bakersfield	39 65
239	H	Grand Canyon	53 58
241	A	Loyola Marymount	50 95
267	A	UC Santa Barbara	37 66
267	H	UC Santa Barbara	62 80
297	A	CSUN	48 62
297	H	CSUN	64 83
306	H	Northern Ariz.	55 71
321	H	Nevada	68 64
333	A	Southern Utah	63 58
342	A	Cal St. Fullerton	62 58
342	H	Cal St. Fullerton	53 66
Team's RPI: 335			
LAST 12 Division I GAMES:			
54	H	UC Riverside	72 84
131	A	Long Beach St.	49 67
267	A	UC Santa Barbara	37 66
342	H	Cal St. Fullerton	53 66
297	A	CSUN	48 62
267	H	UC Santa Barbara	62 80
192	A	Cal Poly	38 50
125	A	Hawaii	35 59
297	H	CSUN	64 83
342	A	Cal St. Fullerton	62 58
125	H	Hawaii	65 83
131	H	Long Beach St.	65 71

Non-Div I Games: San Diego Christian78 49

UC Irvine

Loss, Non-Conf, S Site, H Home A Away N Neutral

## UC Riverside

Through Games Of March 3, 2016

Average RPI Win:	226	WON-LOST	WINNING	LAST 10	STRENGTH OF	OPP. STRENGTH	TEAM	ADJ.	CONF.	ADJ CONF.
Average RPI Loss:	49	RECORD	PCT. RANK	GAMES	SCHEDULE	OF SCHEDULE	RPI	RPI	RPI	RPI
DIV. I ONLY	22- 7	44	10- 0	140	189	54	54	22	22	
DIV. I NON-CONF.	7- 7	160	0- 0	65	68	98	98	21	21	
TOTALS	RPI 1-25	RPI 26-50	W-L RECORDS	RPI 51-100	RPI 101-150	RPI 150+				
22- 7	0- 2	0- 2	OVERALL	0- 3	5- 0	17- 0				
10- 1	0- 1	0- 0	HOME	0- 0	3- 0	7- 0				
11- 6	0- 1	0- 2	AWAY	0- 3	2- 0	9- 0				
1- 0	0- 0	0- 0	NEUTRAL	0- 0	0- 0	1- 0				
7- 7	0- 2	0- 2	NON-CONFERENCE	0- 3	1- 0	6- 0				
3- 1	0- 1	0- 0	HOME	0- 0	1- 0	2- 0				
3- 6	0- 1	0- 2	AWAY	0- 3	0- 0	3- 0				
1- 0	0- 0	0- 0	NEUTRAL	0- 0	0- 0	1- 0				
15- 0	0- 0	0- 0	CONFERENCE	0- 0	4- 0	11- 0				
7- 0	0- 0	0- 0	HOME	0- 0	2- 0	5- 0				
8- 0	0- 0	0- 0	AWAY	0- 0	2- 0	6- 0				
0- 0	0- 0	0- 0	NEUTRAL	0- 0	0- 0	0- 0				

RPI 1-25				RPI 26-50				RPI 51-100 Team's RPI: 54				RPI 101+			
RPI	S	Opponent	Score	RPI	S	Opponent	Score	RPI	S	Opponent	Score	RPI	S	Opponent	Score
9	A	Oregon St.	65 86	30	A	UTEP	57 68	81	A	Oregon	81 95	123	H	Fresno St.	86 68
10	H	UCLA	56 70	38	A	Washington	43 78	87	A	San Francisco	76 88	125	A	Hawaii	77 74
								89	A	California	58 64	125	H	Hawaii	81 77
												131	A	Long Beach St.	78 60
												131	H	Long Beach St.	83 58
												184	A	UC Davis	90 76
												184	H	UC Davis	80 73
												192	A	Cal Poly	75 62
												192	H	Cal Poly	93 83
												216	H	CSU Bakersfield	81 61
												235	N	Southeast Mo. St.	85 67
												239	A	Grand Canyon	85 67
												241	H	Loyola Marymount	80 62
												250	A	San Diego St.	85 68
												265	A	Seattle	92 70
												267	A	UC Santa Barbara	83 53
												267	H	UC Santa Barbara	92 81
												297	A	CSUN	84 62
												297	H	CSUN	83 76
												335	A	UC Irvine	84 72
												335	H	UC Irvine	93 69
												342	A	Cal St. Fullerton	90 43
LAST 12 Division I GAMES:															
335	A	UC Irvine	84 72	342	A	Cal St. Fullerton	90 43								
125	H	Hawaii	81 77	297	H	CSUN	83 76								
297	A	CSUN	84 62	184	H	UC Davis	80 73								
184	A	UC Davis	90 76	192	H	Cal Poly	93 83								
131	H	Long Beach St.	83 58	267	H	UC Santa Barbara	92 81								
192	A	Cal Poly	75 62	125	A	Hawaii	77 74								

Non-Div I Games:

UC Riverside

■ Loss, 
 ■ Non-Conf, 
 ■ S Site, 
 ■ Home 
 ■ A Away 
 N Neutral



Average RPI Win:	285	WON-LOST	WINNING	LAST 10	STRENGTH OF	OPP. STRENGTH	TEAM	ADJ.	CONF.	ADJ CONF.
Average RPI Loss:	139	RECORD	PCT. RANK	GAMES	SCHEDULE	OF SCHEDULE	RPI	RPI	RPI	RPI
DIV. I ONLY	10- 19	263	4- 6	225	239	267	267	22	22	
DIV. I NON-CONF.	2- 11	306	0- 0	206	188	310	310	21	21	
TOTALS	RPI 1-25	RPI 26-50	W-L RECORDS	RPI 51-100	RPI 101-150	RPI 150+				
10- 19	0- 0	0- 0	OVERALL	0- 6	0- 7	10- 6				
7- 6	0- 0	0- 0	HOME	0- 2	0- 2	7- 2				
3- 13	0- 0	0- 0	AWAY	0- 4	0- 5	3- 4				
0- 0	0- 0	0- 0	NEUTRAL	0- 0	0- 0	0- 0				
2- 11	0- 0	0- 0	NON-CONFERENCE	0- 4	0- 3	2- 4				
2- 3	0- 0	0- 0	HOME	0- 1	0- 0	2- 2				
0- 8	0- 0	0- 0	AWAY	0- 3	0- 3	0- 2				
0- 0	0- 0	0- 0	NEUTRAL	0- 0	0- 0	0- 0				
8- 8	0- 0	0- 0	CONFERENCE	0- 2	0- 4	8- 2				
5- 3	0- 0	0- 0	HOME	0- 1	0- 2	5- 0				
3- 5	0- 0	0- 0	AWAY	0- 1	0- 2	3- 2				
0- 0	0- 0	0- 0	NEUTRAL	0- 0	0- 0	0- 0				

RPI S	Opponent	Score	RPI S	Opponent	Score	RPI S	Opponent	Score	RPI S	Opponent	Score	Team's RPI: 267
						54	A UC Riverside	81 92	117	A LSU	50 68	
						54	H UC Riverside	53 83	125	A Hawaii	45 59	
						64	A Santa Clara	48 66	125	H Hawaii	62 63	
						64	H Santa Clara	37 48	131	A Long Beach St.	52 60	
						81	A Oregon	51 79	131	H Long Beach St.	55 58	
						94	A Washington St.	44 61	132	A Idaho	42 64	
									133	A La.-Lafayette	42 61	
									184	A UC Davis	51 80	
									184	H UC Davis	66 59	
									192	A Cal Poly	60 66	
									192	H Cal Poly	78 67	
									211	H UTRGV	60 62	
									216	H CSU Bakersfield	61 60	
									241	H Loyola Marymount	63 70	
									245	A Wyoming	67 76	
									269	A Pepperdine	69 71	
									297	A CSUN	65 49	
									297	H CSUN	70 58	
									307	H Morehead St.	93 78	
									335	A UC Irvine	80 62	
									335	H UC Irvine	66 37	
									342	A Cal St. Fullerton	65 47	
									342	H Cal St. Fullerton	79 49	
LAST 12 Division I GAMES:												
125	A Hawaii	45 59	335	A UC Irvine	80 62							
192	A Cal Poly	60 66	125	H Hawaii	62 63							
335	H UC Irvine	66 37	342	H Cal St. Fullerton	79 49							
131	H Long Beach St.	55 58	184	A UC Davis	51 80							
297	H CSUN	70 58	54	A UC Riverside	81 92							
131	A Long Beach St.	52 60	184	H UC Davis	66 59							

Non-Div I Games: La Verne 89 41

UC Santa Barbara

■ Loss, 
 ■ Non-Conf, 
 ■ S Site, 
 ■ Home 
 ■ A Away 
 N Neutral

Average RPI Win:	239	WON-LOST	WINNING	LAST 10	STRENGTH OF	OPP. STRENGTH	TEAM	ADJ.	CONF.	ADJ CONF.
Average RPI Loss:	117	RECORD	PCT. RANK	GAMES	SCHEDULE	OF SCHEDULE	RPI	RPI	RPI	RPI
DIV. I ONLY	7- 22	298	3- 7	151	90	273	273	8	8	
DIV. I NON-CONF.	3- 8	258	0- 0	155	191	257	257	7	7	
TOTALS	RPI 1-25	RPI 26-50	W-L RECORDS	RPI 51-100	RPI 101-150	RPI 150+				
7- 22	0- 5	0- 0	OVERALL	0- 5	0- 4	7- 8				
5- 10	0- 2	0- 0	HOME	0- 3	0- 2	5- 3				
2- 11	0- 2	0- 0	AWAY	0- 2	0- 2	2- 5				
0- 1	0- 1	0- 0	NEUTRAL	0- 0	0- 0	0- 0				
3- 8	0- 2	0- 0	NON-CONFERENCE	0- 1	0- 2	3- 3				
2- 4	0- 1	0- 0	HOME	0- 1	0- 1	2- 1				
1- 3	0- 0	0- 0	AWAY	0- 0	0- 1	1- 2				
0- 1	0- 1	0- 0	NEUTRAL	0- 0	0- 0	0- 0				
4- 14	0- 3	0- 0	CONFERENCE	0- 4	0- 2	4- 5				
3- 6	0- 1	0- 0	HOME	0- 2	0- 1	3- 2				
1- 8	0- 2	0- 0	AWAY	0- 2	0- 1	1- 3				
0- 0	0- 0	0- 0	NEUTRAL	0- 0	0- 0	0- 0				

RPI	S	Opponent	Score	RPI	S	Opponent	Score	RPI	S	Opponent	Score	RPI	S	Opponent	Score	Team's RPI: 273
3	A	UConn	51 106					58	H	St. John's (NY)	42 70	104	A	Memphis	59 75	
20	N	Florida	79 93					66	A	Temple	64 78	104	H	Memphis	52 69	
23	H	Oklahoma St.	55 74					66	H	Temple	63 71	122	A	Akron	54 74	
25	A	South Fla.	63 108					80	A	Tulane	54 75	126	H	Buffalo	60 66	
25	H	South Fla.	49 88					80	H	Tulane	53 65	158	H	East Carolina	56 71	
												179	A	Tulsa	71 95	
												179	H	Tulsa	75 74	
												188	A	SMU	50 65	
												188	H	SMU	66 54	
												195	H	Butler	63 71	
												196	A	Stetson	68 83	
												197	A	South Ala.	77 36	
												219	A	Cincinnati	80 60	
												219	H	Cincinnati	50 68	
												261	A	Omaha	60 75	
												282	A	Houston	55 64	
												282	H	Houston	65 62	
												296	H	Florida A&M	93 55	
												310	H	FIU	89 72	
LAST 12 Division I GAMES:																
66	A	Temple	64 78	188	A	SMU	50 65									
282	H	Houston	65 62	282	A	Houston	55 64									
188	H	SMU	66 54	179	H	Tulsa	75 74									
80	H	Tulane	53 65	104	A	Memphis	59 75									
179	A	Tulsa	71 95	25	H	South Fla.	49 88									
104	H	Memphis	52 69	3	A	UConn	51 106									

Non-Div I Games:

UCF

■ Loss, 
 ■ Non-Conf, 
 ■ S Site, 
 ■ Home 
 ■ Away 
 N Neutral

Average RPI Win:	100	WON-LOST	WINNING	LAST 10	STRENGTH OF	OPP. STRENGTH	TEAM	ADJ.	CONF.	ADJ CONF.
Average RPI Loss:	29	RECORD	PCT. RANK	GAMES	SCHEDULE	OF SCHEDULE	RPI	RPI	RPI	RPI
DIV. I ONLY	22- 7	44	8- 2	5	5	10	10	1	1	
DIV. I NON-CONF.	8- 2	51	0- 0	17	21	12	12	1	1	
TOTALS	RPI 1-25	RPI 26-50	W-L RECORDS	RPI 51-100	RPI 101-150	RPI 150+				
22- 7	3- 4	2- 1	OVERALL	10- 2	2- 0	5- 0				
13- 1	3- 1	2- 0	HOME	5- 0	1- 0	2- 0				
8- 5	0- 0	0- 0	AWAY	5- 0	1- 0	2- 0				
1- 1	0- 1	0- 0	NEUTRAL	0- 0	0- 0	1- 0				
8- 2	0- 2	1- 0	NON-CONFERENCE	3- 0	0- 0	4- 0				
4- 1	0- 1	1- 0	HOME	1- 0	0- 0	2- 0				
3- 0	0- 0	0- 0	AWAY	2- 0	0- 0	1- 0				
1- 1	0- 1	0- 0	NEUTRAL	0- 0	0- 0	1- 0				
14- 5	3- 2	1- 1	CONFERENCE	7- 2	2- 0	1- 0				
9- 0	3- 0	1- 0	HOME	4- 0	1- 0	0- 0				
5- 5	0- 2	0- 1	AWAY	3- 2	1- 0	1- 0				
0- 0	0- 0	0- 0	NEUTRAL	0- 0	0- 0	0- 0				

RPI	S	Opponent	Score	RPI	S	Opponent	Score	RPI	S	Opponent	Score	RPI	S	Opponent	Score
1	N	Notre Dame	84 92	36	H	James Madison	90 61	54	A	UC Riverside	70 56	118	A	Arizona	73 39
4	H	South Carolina	65 68	38	A	Washington	56 64	55	A	Southern California	68 71	118	H	Arizona	80 53
7	H	Stanford	56 36	38	H	Washington	63 59	55	H	Southern California	78 73	169	A	Sacramento St.	109 76
8	A	Arizona St.	61 65					58	H	St. John's (NY)	73 58	180	N	Louisiana Tech	68 57
8	H	Arizona St.	74 61					72	A	Michigan	86 77	193	A	Colorado	82 64
9	A	Oregon St.	54 64					81	A	Oregon	77 72	216	H	CSU Bakersfield	82 68
9	H	Oregon St.	71 51					81	H	Oregon	80 69	335	H	UC Irvine	83 48
								85	A	Utah	69 63				
								89	A	California	104 108				
								89	H	California	75 56				
								94	A	Washington St.	75 73				
								94	H	Washington St.	73 61				
LAST 12 Division I GAMES:															
		8	H	Arizona St.	74	61				118	A	Arizona	73	39	
		118	H	Arizona	80	53			8	A	Arizona St.	61	65		
		9	A	Oregon St.	54	64			85	A	Utah	69	63		
		81	A	Oregon	77	72			193	A	Colorado	82	64		
		38	H	Washington	63	59			7	H	Stanford	56	36		
		94	H	Washington St.	73	61			89	H	California	75	56		

Non-Div I Games:

UCLA

■ Loss, 
 ■ Non-Conf, S Site, 
 ■ Home 
 ■ Away 
 N Neutral

Average RPI Win:	112	WON-LOST	WINNING	LAST 10	STRENGTH OF	OPP. STRENGTH	TEAM	ADJ.	CONF.	ADJ CONF.
Average RPI Loss:	0	RECORD	PCT. RANK	GAMES	SCHEDULE	OF SCHEDULE	RPI	RPI	RPI	RPI
DIV. I ONLY	29- 0	1	10- 0	18	33	3	3	8	8	
DIV. I NON-CONF.	11- 0	1	1- 0	1	1	1	1	7	7	
TOTALS	RPI 1-25	RPI 26-50	W-L RECORDS	RPI 51-100	RPI 101-150	RPI 150+				
29- 0	8- 0	2- 0	OVERALL	5- 0	3- 0	11- 0				
13- 0	2- 0	1- 0	HOME	3- 0	2- 0	5- 0				
14- 0	4- 0	1- 0	AWAY	2- 0	1- 0	6- 0				
2- 0	2- 0	0- 0	NEUTRAL	0- 0	0- 0	0- 0				
11- 0	6- 0	2- 0	NON-CONFERENCE	1- 0	1- 0	1- 0				
4- 0	1- 0	1- 0	HOME	1- 0	1- 0	0- 0				
5- 0	3- 0	1- 0	AWAY	0- 0	0- 0	1- 0				
2- 0	2- 0	0- 0	NEUTRAL	0- 0	0- 0	0- 0				
18- 0	2- 0	0- 0	CONFERENCE	4- 0	2- 0	10- 0				
9- 0	1- 0	0- 0	HOME	2- 0	1- 0	5- 0				
9- 0	1- 0	0- 0	AWAY	2- 0	1- 0	5- 0				
0- 0	0- 0	0- 0	NEUTRAL	0- 0	0- 0	0- 0				

RPI	S	Opponent	Score	RPI	S	Opponent	Score	RPI	S	Opponent	Score	RPI	S	Opponent	Score
1	H	Notre Dame	91 81	44	H	Kansas St.	97 57	66	A	Temple	85 60	104	A	Memphis	86 46
4	A	South Carolina	66 54	49	A	Chattanooga	79 31	66	H	Temple	104 49	104	H	Memphis	83 40
5	A	Ohio St.	100 56					80	A	Tulane	96 38	117	H	LSU	86 40
11	N	Maryland	83 73					80	H	Tulane	80 40	158	A	East Carolina	84 41
12	N	Florida St.	73 49					97	H	Nebraska	88 46	158	H	East Carolina	92 46
18	A	DePaul	86 70									179	A	Tulsa	94 30
25	A	South Fla.	75 59									179	H	Tulsa	95 35
25	H	South Fla.	79 59									188	A	SMU	90 37
												188	H	SMU	88 41
												219	A	Cincinnati	107 45
												219	H	Cincinnati	88 34
												273	H	UCF	106 51
												282	A	Houston	76 37
												300	A	Colgate	94 50
LAST 12 Division I GAMES:															
25	H	South Fla.	79 59	4	A	South Carolina	66 54	158	H	East Carolina	92 46	80	A	Tulane	96 38
80	H	Tulane	80 40					104	H	Memphis	83 40	179	A	Tulsa	94 30
188	H	SMU	88 41					188	A	SMU	90 37				
158	A	East Carolina	84 41												
219	H	Cincinnati	88 34												
66	A	Temple	85 60												

Non-Div I Games:

UConn

UMBC				Through Games Of March 3, 2016						
Average RPI Win:	250	WON-LOST	WINNING	LAST 10	STRENGTH OF	OPP. STRENGTH	TEAM	ADJ.	CONF.	ADJ CONF.
Average RPI Loss:	145	RECORD	PCT. RANK	GAMES	SCHEDULE	OF SCHEDULE	RPI	RPI	RPI	RPI
DIV. I ONLY	17- 12	124	6- 4	271	220	176	176	16	16	
DIV. I NON-CONF.	9- 4	95	0- 0	294	255	157	157	18	18	
TOTALS	RPI 1-25	RPI 26-50	W-L RECORDS	RPI 51-100	RPI 101-150	RPI 150+				
17- 12	0- 0	0- 1	OVERALL	1- 4	0- 1	16- 6				
8- 6	0- 0	0- 1	HOME	1- 2	0- 0	7- 3				
8- 6	0- 0	0- 0	AWAY	0- 2	0- 1	8- 3				
1- 0	0- 0	0- 0	NEUTRAL	0- 0	0- 0	1- 0				
9- 4	0- 0	0- 1	NON-CONFERENCE	1- 0	0- 1	8- 2				
4- 2	0- 0	0- 1	HOME	1- 0	0- 0	3- 1				
4- 2	0- 0	0- 0	AWAY	0- 0	0- 1	4- 1				
1- 0	0- 0	0- 0	NEUTRAL	0- 0	0- 0	1- 0				
8- 8	0- 0	0- 0	CONFERENCE	0- 4	0- 0	8- 4				
4- 4	0- 0	0- 0	HOME	0- 2	0- 0	4- 2				
4- 4	0- 0	0- 0	AWAY	0- 2	0- 0	4- 2				
0- 0	0- 0	0- 0	NEUTRAL	0- 0	0- 0	0- 0				

RPI 1-25				RPI 26-50				RPI 51-100				RPI 101+				Team's RPI: 176	
RPI	S	Opponent	Score	RPI	S	Opponent	Score	RPI	S	Opponent	Score	RPI	S	Opponent	Score		
				35	H	Penn	46 81	52	A	Albany (NY)	39 63	111	A	Saint Joseph's	45 104		
								52	H	Albany (NY)	42 77	160	A	Stony Brook	69 65		
								69	A	Maine	55 65	160	H	Stony Brook	60 69		
								69	H	Maine	38 72	206	A	Hartford	57 65		
								91	H	Bucknell	65 52	206	H	Hartford	58 51		
												230	H	Columbia	68 70		
												232	A	Binghamton	56 70		
												232	H	Binghamton	62 51		
												234	A	Loyola Maryland	52 46		
												237	A	New Hampshire	65 55		
												237	H	New Hampshire	59 67		
												244	A	Coppin St.	68 61		
												254	A	Morgan St.	65 46		
												274	H	American	47 46		
												275	A	UMES	55 52		
												279	H	La Salle	60 29		
												281	A	Vermont	74 60		
												281	H	Vermont	85 48		
												284	H	Rider	58 53		
												284	N	Rider	67 58		
												289	A	Towson	51 61		
												320	A	UMass Lowell	68 44		
												320	H	UMass Lowell	68 52		
LAST 12 Division I GAMES:																	
				237	H	New Hampshire	59 67	69	H	Maine	38 72						
				232	A	Binghamton	56 70	52	A	Albany (NY)	39 63						
				281	A	Vermont	74 60	237	A	New Hampshire	65 55						
				206	H	Hartford	58 51	232	H	Binghamton	62 51						
				320	H	UMass Lowell	68 52	206	A	Hartford	57 65						
				160	A	Stony Brook	69 65	320	A	UMass Lowell	68 44						

Non-Div I Games:

UMBC

■ Loss, 
 ■ Non-Conf, 
 S Site, 
 ■ Home 
 ■ Away 
 N Neutral

Average RPI Win:	285	WON-LOST	WINNING	LAST 10	STRENGTH OF	OPP. STRENGTH	TEAM	ADJ.	CONF.	ADJ CONF.
Average RPI Loss:	197	RECORD	PCT. RANK	GAMES	SCHEDULE	OF SCHEDULE	RPI	RPI	RPI	RPI
DIV. I ONLY	11- 16	231	7- 3	284	328	275	275	32	32	
DIV. I NON-CONF.	1- 10	330	0- 0	72	215	280	280	30	30	
TOTALS	RPI 1-25	RPI 26-50	W-L RECORDS	RPI 51-100	RPI 101-150	RPI 150+				
11- 16	0- 2	0- 0	OVERALL	0- 2	0- 1	11- 11				
6- 8	0- 1	0- 0	HOME	0- 1	0- 1	6- 5				
5- 8	0- 1	0- 0	AWAY	0- 1	0- 0	5- 6				
0- 0	0- 0	0- 0	NEUTRAL	0- 0	0- 0	0- 0				
1- 10	0- 2	0- 0	NON-CONFERENCE	0- 2	0- 1	1- 5				
1- 5	0- 1	0- 0	HOME	0- 1	0- 1	1- 2				
0- 5	0- 1	0- 0	AWAY	0- 1	0- 0	0- 3				
0- 0	0- 0	0- 0	NEUTRAL	0- 0	0- 0	0- 0				
10- 6	0- 0	0- 0	CONFERENCE	0- 0	0- 0	10- 6				
5- 3	0- 0	0- 0	HOME	0- 0	0- 0	5- 3				
5- 3	0- 0	0- 0	AWAY	0- 0	0- 0	5- 3				
0- 0	0- 0	0- 0	NEUTRAL	0- 0	0- 0	0- 0				

RPI 1-25				RPI 26-50				RPI 51-100				RPI 101+ Team's RPI: 275			
RPI	S	Opponent	Score	RPI	S	Opponent	Score	RPI	S	Opponent	Score	RPI	S	Opponent	Score
11	H	Maryland	30 106					75	A	VCU	39 63	150	H	Old Dominion	52 69
21	A	Duquesne	59 95					95	H	Georgetown	60 71	156	A	Xavier	56 61
												161	A	Northeastern	49 60
												176	H	UMBC	52 55
												201	H	Hampton	55 76
												205	H	USC Upstate	78 59
												215	A	N.C. A&T	56 50
												244	A	Coppin St.	54 61
												246	H	Bethune-Cookman	76 71
												254	A	Morgan St.	50 42
												254	H	Morgan St.	69 77
												290	A	Savannah St.	42 60
												296	H	Florida A&M	61 47
												308	A	UNCG	51 71
												309	A	South Carolina St.	63 56
												309	H	South Carolina St.	61 55
												318	H	Mt. St. Mary's	50 57
												323	A	Delaware St.	70 61
												323	H	Delaware St.	54 49
												330	A	Howard	79 57
												330	H	Howard	62 59
												347	H	Norfolk St.	63 74
												348	A	N.C. Central	46 49
LAST 12 Division I GAMES:															
296	H	Florida A&M	61 47	347	H	Norfolk St.	63 74								
254	A	Morgan St.	50 42	201	H	Hampton	55 76								
323	H	Delaware St.	54 49	330	H	Howard	62 59								
309	H	South Carolina St.	61 55	244	A	Coppin St.	54 61								
330	A	Howard	79 57	246	H	Bethune-Cookman	76 71								
323	A	Delaware St.	70 61	309	A	South Carolina St.	63 56								

Non-Div I Games: Cheyney 76 46

UMES

■ Loss, 
 ■ Non-Conf, 
 ■ S Site, 
 ■ Home 
 ■ A Away 
 N Neutral

Average RPI Win:	247	WON-LOST	WINNING	LAST 10	STRENGTH OF	OPP. STRENGTH	TEAM	ADJ.	CONF.	ADJ CONF.
Average RPI Loss:	212	RECORD	PCT. RANK	GAMES	SCHEDULE	OF SCHEDULE	RPI	RPI	RPI	RPI
DIV. I ONLY	7- 17	283	3- 7	315	269	301	301	28	28	
DIV. I NON-CONF.	3- 8	258	0- 0	329	265	318	318	25	25	
TOTALS	RPI 1-25	RPI 26-50	W-L RECORDS	RPI 51-100	RPI 101-150	RPI 150+				
7- 17	0- 0	0- 0	OVERALL	0- 2	0- 3	7- 12				
2- 8	0- 0	0- 0	HOME	0- 1	0- 1	2- 6				
5- 9	0- 0	0- 0	AWAY	0- 1	0- 2	5- 6				
0- 0	0- 0	0- 0	NEUTRAL	0- 0	0- 0	0- 0				
3- 8	0- 0	0- 0	NON-CONFERENCE	0- 0	0- 3	3- 5				
1- 3	0- 0	0- 0	HOME	0- 0	0- 1	1- 2				
2- 5	0- 0	0- 0	AWAY	0- 0	0- 2	2- 3				
0- 0	0- 0	0- 0	NEUTRAL	0- 0	0- 0	0- 0				
4- 9	0- 0	0- 0	CONFERENCE	0- 2	0- 0	4- 7				
1- 5	0- 0	0- 0	HOME	0- 1	0- 0	1- 4				
3- 4	0- 0	0- 0	AWAY	0- 1	0- 0	3- 3				
0- 0	0- 0	0- 0	NEUTRAL	0- 0	0- 0	0- 0				

RPI 1-25				RPI 26-50				RPI 51-100				RPI 101+				Team's RPI: 301	
RPI	S	Opponent	Score	RPI	S	Opponent	Score	RPI	S	Opponent	Score	RPI	S	Opponent	Score		
								99	A	New Mexico St.	74	78	112	A	Northwestern	38	80
								99	H	New Mexico St.	62	68	141	A	Milwaukee	48	70
													143	H	SIUE	58	63
													207	A	Utah Valley	71	79
													207	H	Utah Valley	44	58
													211	A	UTRGV	59	57
													211	H	UTRGV	53	62
													214	H	Indiana St.	47	77
													216	A	CSU Bakersfield	56	40
													216	H	CSU Bakersfield	68	78
													235	A	Southeast Mo. St.	65	78
													238	A	Kansas	47	44
													239	A	Grand Canyon	63	57
													239	H	Grand Canyon	59	68
													254	A	Morgan St.	59	50
													261	A	Omaha	42	57
													265	A	Seattle	63	69
													265	H	Seattle	64	43
													289	A	Towson	47	70
													304	H	Denver	68	58
													328	H	North Florida	55	62
													341	A	Chicago St.	72	77
LAST 12 Division I GAMES:																	
				99	A	New Mexico St.	74	78	341	A	Chicago St.	72	77				
				207	H	Utah Valley	44	58	239	A	Grand Canyon	63	57				
				239	H	Grand Canyon	59	68	207	A	Utah Valley	71	79				
				211	A	UTRGV	59	57	211	H	UTRGV	53	62				
				265	H	Seattle	64	43	99	H	New Mexico St.	62	68				
				216	H	CSU Bakersfield	68	78	216	A	CSU Bakersfield	56	40				

Non-Div I Games: Stephens College 76 46 Bethany (KS) 64 51

UMKC

Loss, Non-Conf, S Site, H Home A Away N Neutral

Average RPI Win:	<b>297</b>	WON-LOST	WINNING	LAST 10	STRENGTH OF	OPP. STRENGTH	TEAM	ADJ.	CONF.	ADJ CONF.
Average RPI Loss:	<b>174</b>	RECORD	PCT. RANK	GAMES	SCHEDULE	OF SCHEDULE	RPI	RPI	RPI	RPI
DIV. I ONLY	<b>4- 24</b>	<b>329</b>	<b>1- 9</b>	<b>214</b>	<b>232</b>	<b>320</b>	<b>320</b>	<b>16</b>	<b>16</b>	
DIV. I NON-CONF.	<b>3- 9</b>	<b>272</b>	<b>0- 0</b>	<b>270</b>	<b>272</b>	<b>294</b>	<b>294</b>	<b>18</b>	<b>18</b>	
TOTALS	RPI 1-25	RPI 26-50	W-L RECORDS	RPI 51-100	RPI 101-150	RPI 150+				
4- 24	0- 1	0- 1	OVERALL	0- 4	0- 1	4- 17				
2- 10	0- 0	0- 0	HOME	0- 2	0- 0	2- 8				
2- 14	0- 0	0- 0	AWAY	0- 0	0- 0	2- 0				
0- 0	0- 0	0- 0	NEUTRAL	0- 0	0- 0	0- 0				
3- 9	0- 1	0- 1	NON-CONFERENCE	0- 0	0- 1	3- 6				
2- 2	0- 0	0- 0	HOME	0- 0	0- 0	2- 2				
1- 7	0- 1	0- 1	AWAY	0- 0	0- 1	1- 4				
0- 0	0- 0	0- 0	NEUTRAL	0- 0	0- 0	0- 0				
1- 15	0- 0	0- 0	CONFERENCE	0- 4	0- 0	1- 11				
0- 8	0- 0	0- 0	HOME	0- 2	0- 0	0- 6				
1- 7	0- 0	0- 0	AWAY	0- 2	0- 0	1- 5				
0- 0	0- 0	0- 0	NEUTRAL	0- 0	0- 0	0- 0				

RPI 1-25				RPI 26-50				RPI 51-100				RPI 101+ Team's RPI: 320			
RPI	S	Opponent	Score	RPI	S	Opponent	Score	RPI	S	Opponent	Score	RPI	S	Opponent	Score
11	A	Maryland	53 <b>102</b>	31	A	Miami (FL)	53 <b>84</b>	52	A	Albany (NY)	57 <b>88</b>	113	A	Boston College	55 <b>66</b>
								52	H	Albany (NY)	55 <b>85</b>	160	A	Stony Brook	46 <b>60</b>
								69	A	Maine	44 <b>74</b>	160	H	Stony Brook	50 <b>64</b>
								69	H	Maine	46 <b>73</b>	176	A	UMBC	52 <b>68</b>
												176	H	UMBC	44 <b>68</b>
												206	A	Hartford	59 <b>72</b>
												206	H	Hartford	70 <b>75</b>
												208	A	Rhode Island	64 <b>72</b>
												213	A	Massachusetts	58 <b>84</b>
												228	H	Bryant	64 <b>83</b>
												230	H	Columbia	57 <b>67</b>
												232	A	Binghamton	52 <b>55</b>
												232	H	Binghamton	70 <b>75</b>
												237	A	New Hampshire	61 <b>65</b>
												237	H	New Hampshire	55 <b>63</b>
												251	H	Holy Cross	75 67
												276	A	Central Conn. St.	53 <b>64</b>
												281	A	Vermont	68 66
												281	H	Vermont	51 <b>59</b>
												310	A	FIU	68 <b>71</b>
												315	A	Fairleigh Dickinson	78 67
												340	H	Boston U.	70 57
LAST 12 Division I GAMES:															
52	A	Albany (NY)	57 <b>88</b>	160	A	Stony Brook	46 <b>60</b>	52	H	Hartford	70 <b>75</b>	52	H	Albany (NY)	55 <b>85</b>
232	A	Binghamton	52 <b>55</b>	206	H	Hartford	70 <b>75</b>	232	H	Binghamton	70 <b>75</b>	237	A	New Hampshire	61 <b>65</b>
237	H	New Hampshire	55 <b>63</b>	52	H	Albany (NY)	55 <b>85</b>	237	A	New Hampshire	61 <b>65</b>	281	H	Vermont	51 <b>59</b>
176	A	UMBC	52 <b>68</b>	232	H	Binghamton	70 <b>75</b>								
69	H	Maine	46 <b>73</b>	237	A	New Hampshire	61 <b>65</b>								
281	A	Vermont	68 66	281	H	Vermont	51 <b>59</b>								

Non-Div I Games:

UMass Lowell

■ Loss, 
 ■ Non-Conf, S Site, 
 ■ Home 
 ■ Away 
 N Neutral



## UNC Asheville

Through Games Of March 3, 2016

Average RPI Win:	261	WON-LOST	WINNING	LAST 10	STRENGTH OF	OPP. STRENGTH	TEAM	ADJ.	CONF.	ADJ CONF.
Average RPI Loss:	197	RECORD	PCT. RANK	GAMES	SCHEDULE	OF SCHEDULE	RPI	RPI	RPI	RPI
DIV. I ONLY	20- 6	41	8- 2	332	308	136	136	27	27	
DIV. I NON-CONF.	5- 2	86	0- 0	343	271	192	192	29	29	
TOTALS	RPI 1-25	RPI 26-50	W-L RECORDS	RPI 51-100	RPI 101-150	RPI 150+				
20- 6	0- 0	0- 0	OVERALL	0- 0	1- 1	19- 5				
10- 2	0- 0	0- 0	HOME	0- 0	1- 0	9- 2				
10- 4	0- 0	0- 0	AWAY	0- 0	0- 0	10- 0				
0- 0	0- 0	0- 0	NEUTRAL	0- 0	0- 0	0- 0				
5- 2	0- 0	0- 0	NON-CONFERENCE	0- 0	0- 0	5- 2				
3- 0	0- 0	0- 0	HOME	0- 0	0- 0	3- 0				
2- 2	0- 0	0- 0	AWAY	0- 0	0- 0	2- 2				
0- 0	0- 0	0- 0	NEUTRAL	0- 0	0- 0	0- 0				
15- 4	0- 0	0- 0	CONFERENCE	0- 0	1- 1	14- 3				
7- 2	0- 0	0- 0	HOME	0- 0	1- 0	6- 2				
8- 2	0- 0	0- 0	AWAY	0- 0	0- 1	8- 1				
0- 0	0- 0	0- 0	NEUTRAL	0- 0	0- 0	0- 0				

RPI 1-25			RPI 26-50			RPI 51-100			RPI 101+ Team's RPI: 136		
RPI	S	Opponent	Score	RPI	S	Opponent	Score	RPI	S	Opponent	Score
								121	A	Liberty	53 71
								121	H	Liberty	56 51
								166	A	ETSU	68 74
								187	A	Gardner-Webb	51 57
								187	H	Gardner-Webb	56 58
								190	A	Radford	54 46
								190	H	Radford	58 48
								205	H	USC Upstate	68 59
								209	H	Furman	84 71
								226	A	Presbyterian	72 63
								226	H	Presbyterian	68 59
								252	A	High Point	82 81
								255	A	Clemson	49 67
								264	A	Campbell	72 58
								264	H	Campbell	56 64
								283	A	Coastal Caro.	63 52
								283	H	Coastal Caro.	77 69
								293	A	Charleston So.	58 50
								293	H	Charleston So.	91 68
								299	A	Western Caro.	67 45
								305	A	Wofford	70 63
								308	H	UNCG	95 52
								317	A	Longwood	61 54
								317	H	Longwood	81 42
								324	A	Winthrop	67 59
								324	H	Winthrop	63 55
LAST 12 Division I GAMES:											
293	H	Charleston So.	91 68	283	H	Coastal Caro.	77 69				
264	H	Campbell	56 64	324	A	Winthrop	67 59				
187	A	Gardner-Webb	51 57	190	A	Radford	54 46				
190	H	Radford	58 48	226	H	Presbyterian	68 59				
121	H	Liberty	56 51	252	A	High Point	82 81				
317	A	Longwood	61 54	187	H	Gardner-Webb	56 58				

Non-Div I Games: Montreat 89 41 Warren Wilson 108 47

UNC Asheville

Loss, Non-Conf, S Site, H Home A Away N Neutral

Average RPI Win: <b>299</b>	WON-LOST	WINNING	LAST 10	STRENGTH OF	OPP. STRENGTH	TEAM	ADJ.	CONF.	ADJ CONF.
Average RPI Loss: <b>167</b>	RECORD	PCT. RANK	GAMES	SCHEDULE	OF SCHEDULE	RPI	RPI	RPI	RPI
DIV. I ONLY	6- 21	305	0- 10	209	261	308	308	17	17
DIV. I NON-CONF.	6- 6	160	0- 0	232	340	201	201	15	15
TOTALS	RPI 1-25	RPI 26-50	W-L RECORDS	RPI 51-100	RPI 101-150	RPI 150+			
6- 21	0- 1	0- 2	OVERALL	0- 1	0- 6	6- 11			
4- 8	0- 0	0- 1	HOME	0- 0	0- 2	4- 5			
1- 12	0- 1	0- 1	AWAY	0- 1	0- 3	1- 6			
1- 1	0- 0	0- 0	NEUTRAL	0- 0	0- 1	1- 0			
6- 6	0- 1	0- 0	NON-CONFERENCE	0- 1	0- 1	6- 3			
4- 1	0- 0	0- 0	HOME	0- 0	0- 0	4- 1			
1- 5	0- 1	0- 0	AWAY	0- 1	0- 1	1- 2			
1- 0	0- 0	0- 0	NEUTRAL	0- 0	0- 0	1- 0			
0- 15	0- 0	0- 2	CONFERENCE	0- 0	0- 5	0- 8			
0- 7	0- 0	0- 1	HOME	0- 0	0- 2	0- 4			
0- 7	0- 0	0- 1	AWAY	0- 0	0- 2	0- 4			
0- 1	0- 0	0- 0	NEUTRAL	0- 0	0- 1	0- 0			

RPI 1-25				RPI 26-50				RPI 51-100				RPI 101+ Team's RPI: 308			
RPI	S	Opponent	Score	RPI	S	Opponent	Score	RPI	S	Opponent	Score	RPI	S	Opponent	Score
4	A	South Carolina	44 <b>92</b>	49	A	Chattanooga	61 <b>72</b>	80	A	Tulane	53 <b>74</b>	109	A	Samford	49 <b>80</b>
				49	H	Chattanooga	53 <b>74</b>					109	H	Samford	52 <b>57</b>
												114	A	Mercer	47 <b>81</b>
												114	H	Mercer	78 <b>86</b>
												114	N	Mercer	53 <b>75</b>
												136	A	UNC Asheville	52 <b>95</b>
												166	A	ETSU	73 <b>89</b>
												166	H	ETSU	77 <b>80</b>
												187	A	Gardner-Webb	57 <b>59</b>
												205	A	USC Upstate	61 <b>84</b>
												209	A	Furman	71 <b>85</b>
												209	H	Furman	59 <b>75</b>
												252	H	High Point	82 72
												272	N	Cleveland St.	55 51
												275	H	UMES	71 51
												278	H	Tennessee Tech	64 <b>73</b>
												299	A	Western Caro.	72 <b>84</b>
												299	H	Western Caro.	80 <b>84</b>
												305	A	Wofford	64 <b>104</b>
												305	H	Wofford	56 <b>58</b>
												317	H	Longwood	81 60
												332	A	New Orleans	81 79
												348	H	N.C. Central	103 56
LAST 12 Division I GAMES:															
114	N	Mercer	53 <b>75</b>	114	A	Mercer	47 <b>81</b>								
299	H	Western Caro.	80 <b>84</b>	109	A	Samford	49 <b>80</b>								
305	A	Wofford	64 <b>104</b>	299	A	Western Caro.	72 <b>84</b>								
209	A	Furman	71 <b>85</b>	209	H	Furman	59 <b>75</b>								
166	H	ETSU	77 <b>80</b>	305	H	Wofford	56 <b>58</b>								
49	H	Chattanooga	53 <b>74</b>	49	A	Chattanooga	61 <b>72</b>								

Non-Div I Games: Barton 82 55 Pfeiffer 71 52 Francis Marion 63 **66**

UNCG

Loss, Non-Conf, S Site, H Home A Away N Neutral

Average RPI Win: <b>266</b>	WON-LOST	WINNING	LAST 10	STRENGTH OF	OPP. STRENGTH	TEAM	ADJ.	CONF.	ADJ CONF.
Average RPI Loss: <b>120</b>	RECORD	PCT. RANK	GAMES	SCHEDULE	OF SCHEDULE	RPI	RPI	RPI	RPI
DIV. I ONLY	<b>6- 22</b>	<b>306</b>	<b>1- 9</b>	<b>127</b>	<b>152</b>	<b>270</b>	<b>270</b>	<b>13</b>	<b>13</b>
DIV. I NON-CONF.	<b>3- 7</b>	<b>248</b>	<b>0- 0</b>	<b>135</b>	<b>234</b>	<b>225</b>	<b>225</b>	<b>10</b>	<b>10</b>
TOTALS	RPI 1-25	RPI 26-50	W-L RECORDS	RPI 51-100	RPI 101-150	RPI 150+			
6- 22	0- 0	0- 5	OVERALL	0- 7	1- 0	5- 10			
3- 11	0- 0	0- 3	HOME	0- 3	1- 0	2- 5			
3- 11	0- 0	0- 2	AWAY	0- 4	0- 0	3- 5			
0- 0	0- 0	0- 0	NEUTRAL	0- 0	0- 0	0- 0			
3- 7	0- 0	0- 3	NON-CONFERENCE	0- 1	1- 0	2- 3			
1- 4	0- 0	0- 2	HOME	0- 0	1- 0	0- 2			
2- 3	0- 0	0- 1	AWAY	0- 1	0- 0	2- 1			
0- 0	0- 0	0- 0	NEUTRAL	0- 0	0- 0	0- 0			
3- 15	0- 0	0- 2	CONFERENCE	0- 6	0- 0	3- 7			
2- 7	0- 0	0- 1	HOME	0- 3	0- 0	2- 3			
1- 8	0- 0	0- 1	AWAY	0- 3	0- 0	1- 4			
0- 0	0- 0	0- 0	NEUTRAL	0- 0	0- 0	0- 0			

RPI S	Opponent	Score	RPI S	Opponent	Score	RPI S	Opponent	Score	RPI S	Opponent	Score	Team's RPI: 270
36	A James Madison	40 <b>60</b>	36	H James Madison	41 <b>77</b>	68	A Hofstra	38 <b>62</b>	145	H Jacksonville	51 <b>49</b>	
43	H Ohio	59 <b>75</b>	43	H Ohio	59 <b>75</b>	75	A VCU	45 <b>58</b>	161	A Northeastern	52 <b>69</b>	
48	A Duke	56 <b>78</b>	48	A Duke	56 <b>78</b>	78	A Drexel	60 <b>66</b>	161	H Northeastern	66 <b>72</b>	
49	H Chattanooga	33 <b>61</b>	49	H Chattanooga	33 <b>61</b>	78	H Drexel	57 <b>71</b>	165	A Delaware	59 <b>67</b>	
						86	A Elon	53 <b>70</b>	165	H Delaware	44 <b>56</b>	
						86	H Elon	60 <b>67</b>	181	H Davidson	50 <b>77</b>	
									194	A Richmond	53 <b>63</b>	
									196	H Stetson	49 <b>52</b>	
									200	A William & Mary	65 <b>77</b>	
									200	H William & Mary	59 <b>44</b>	
									231	A Col. of Charleston	24 <b>68</b>	
									231	H Col. of Charleston	53 <b>64</b>	
									289	A Towson	52 <b>49</b>	
									289	H Towson	53 <b>51</b>	
									328	A North Florida	63 <b>47</b>	
									347	A Norfolk St.	61 <b>57</b>	
LAST 12 Division I GAMES:												
231	A Col. of Charleston	24 <b>68</b>	161	H Northeastern	66 <b>72</b>							
165	H Delaware	44 <b>56</b>	200	H William & Mary	59 <b>44</b>							
36	H James Madison	41 <b>77</b>	78	H Drexel	57 <b>71</b>							
161	A Northeastern	52 <b>69</b>	36	A James Madison	40 <b>60</b>							
68	A Hofstra	38 <b>62</b>	289	H Towson	53 <b>51</b>							
78	A Drexel	60 <b>66</b>	86	A Elon	53 <b>70</b>							

Non-Div I Games: UNC Pembroke 68 43

UNCW

■ Loss, 
 ■ Non-Conf, 
 ■ S Site, 
 ■ H Home 
 ■ A Away 
 N Neutral

UNI				STRENGTH OF SCHEDULE	OPP. STRENGTH OF SCHEDULE	TEAM RPI	ADJ. RPI	CONF. RPI	ADJ CONF. RPI
Average RPI Win:	202	WON-LOST RECORD	WINNING PCT. RANK						
Average RPI Loss:	100		LAST 10 GAMES						
DIV. I ONLY	18- 9	76	8- 2	128	164	96	96	21	21
DIV. I NON-CONF.	4- 6	201	0- 0	29	16	127	127	17	17
TOTALS	RPI 1-25	RPI 26-50	W-L RECORDS	RPI 51-100	RPI 101-150	RPI 150+			
18- 9	0- 0	0- 1	OVERALL	3- 3	4- 4	11- 1			
9- 4	0- 0	0- 0	HOME	1- 2	1- 2	7- 0			
7- 4	0- 0	0- 0	AWAY	1- 1	2- 2	4- 1			
2- 1	0- 0	0- 1	NEUTRAL	1- 0	1- 0	0- 0			
4- 6	0- 0	0- 1	NON-CONFERENCE	2- 2	1- 3	1- 0			
2- 2	0- 0	0- 0	HOME	1- 1	0- 1	1- 0			
0- 3	0- 0	0- 0	AWAY	0- 1	0- 2	0- 0			
2- 1	0- 0	0- 1	NEUTRAL	1- 0	1- 0	0- 0			
14- 3	0- 0	0- 0	CONFERENCE	1- 1	3- 1	10- 1			
7- 2	0- 0	0- 0	HOME	0- 1	1- 1	6- 0			
7- 1	0- 0	0- 0	AWAY	1- 0	2- 0	4- 1			
0- 0	0- 0	0- 0	NEUTRAL	0- 0	0- 0	0- 0			

RPI 1-25				RPI 26-50				RPI 51-100				Team's RPI: 96		RPI 101+			
RPI	S	Opponent	Score	RPI	S	Opponent	Score	RPI	S	Opponent	Score		RPI	S	Opponent	Score	
				34	N	Seton Hall	49 57	57	H	Iowa	65 80		105	A	North Dakota	59 64	
								59	H	South Dakota	64 43		110	A	Drake	79 73	
								60	A	South Dakota St.	86 89		110	H	Drake	85 74	
								67	N	Georgia Tech	61 58		116	H	Iowa St.	75 84	
								92	A	Missouri St.	65 60		122	N	Akron	59 51	
								92	H	Missouri St.	75 78		130	A	Creighton	61 69	
													134	A	Southern Ill.	73 64	
													134	H	Southern Ill.	60 65	
													172	A	Loyola Chicago	60 64	
													172	H	Loyola Chicago	63 52	
													179	H	Tulsa	75 59	
													214	A	Indiana St.	61 45	
													214	H	Indiana St.	53 42	
													298	A	Wichita St.	55 44	
													298	H	Wichita St.	69 48	
													302	A	Bradley	55 47	
													302	H	Bradley	65 41	
													313	A	Illinois St.	61 35	
													313	H	Illinois St.	65 51	
													334	H	Evansville	62 51	
LAST 12 Division I GAMES:																	
				134	A	Southern Ill.	73 64	298	H	Wichita St.	69 48						
				172	H	Loyola Chicago	63 52	92	H	Missouri St.	75 78						
				302	H	Bradley	65 41	302	A	Bradley	55 47						
				110	H	Drake	85 74	172	A	Loyola Chicago	60 64						
				313	A	Illinois St.	61 35	110	A	Drake	79 73						
				214	A	Indiana St.	61 45	214	H	Indiana St.	53 42						

Non-Div I Games: Rockhurst 58 39

UNI

Loss, Non-Conf, S Site, H Home A Away N Neutral

Average RPI Win:	269	WON-LOST	WINNING	LAST 10	STRENGTH OF	OPP. STRENGTH	TEAM	ADJ.	CONF.	ADJ CONF.
Average RPI Loss:	133	RECORD	PCT. RANK	GAMES	SCHEDULE	OF SCHEDULE	RPI	RPI	RPI	RPI
DIV. I ONLY	14- 13	160	4- 6	268	225	204	204	19	19	
DIV. I NON-CONF.	6- 4	125	0- 0	284	235	190	190	20	20	
TOTALS	RPI 1-25	RPI 26-50	W-L RECORDS	RPI 51-100	RPI 101-150	RPI 150+				
14- 13	0- 0	0- 3	OVERALL	0- 1	0- 4	14- 5				
10- 3	0- 0	0- 1	HOME	0- 0	0- 2	10- 0				
4- 9	0- 0	0- 1	AWAY	0- 1	0- 2	4- 5				
0- 1	0- 0	0- 1	NEUTRAL	0- 0	0- 0	0- 0				
6- 4	0- 0	0- 1	NON-CONFERENCE	0- 1	0- 2	6- 0				
4- 1	0- 0	0- 0	HOME	0- 0	0- 1	4- 0				
2- 2	0- 0	0- 0	AWAY	0- 1	0- 1	2- 0				
0- 1	0- 0	0- 1	NEUTRAL	0- 0	0- 0	0- 0				
8- 9	0- 0	0- 2	CONFERENCE	0- 0	0- 2	8- 5				
6- 2	0- 0	0- 1	HOME	0- 0	0- 1	6- 0				
2- 7	0- 0	0- 1	AWAY	0- 0	0- 1	2- 5				
0- 0	0- 0	0- 0	NEUTRAL	0- 0	0- 0	0- 0				

RPI S	Opponent	Score	RPI S	Opponent	Score	RPI S	Opponent	Score	RPI S	Opponent	Score	Team's RPI: 204
30	N UTEP	52 60	55	A Southern California	42 73	110	H Drake	68 76				
42	A Colorado St.	52 83				123	A Fresno St.	54 58				
42	H Colorado St.	56 64				123	H Fresno St.	52 57				
						131	A Long Beach St.	63 67				
						152	A Boise St.	56 75				
						152	H Boise St.	78 68				
						170	H George Mason	67 59				
						171	A New Mexico	53 67				
						171	H New Mexico	57 48				
						189	A San Jose St.	61 69				
						229	H Utah St.	46 38				
						245	A Wyoming	57 80				
						245	H Wyoming	66 37				
						250	A San Diego St.	55 41				
						269	H Pepperdine	83 63				
						282	A Houston	63 60				
						319	A A&M-Corpus Christi	65 51				
						321	A Nevada	65 71				
						321	H Nevada	65 59				
						333	H Southern Utah	79 44				
						335	H UC Irvine	72 52				
						344	A Air Force	60 56				
						344	H Air Force	62 51				
LAST 12 Division I GAMES:												
245	A Wyoming	57 80	123	H Fresno St.	52 57							
152	H Boise St.	78 68	171	H New Mexico	57 48							
321	A Nevada	65 71	250	A San Diego St.	55 41							
344	H Air Force	62 51	152	A Boise St.	56 75							
42	A Colorado St.	52 83	321	H Nevada	65 59							
189	A San Jose St.	61 69	229	H Utah St.	46 38							

Non-Div I Games: Cal St. San Marcos 62 43

UNLV

■ Loss, 
 ■ Non-Conf, 
 ■ S Site, 
 ■ Home 
 ■ A Away 
 N Neutral

## USC Upstate

Through Games Of March 3, 2016

Average RPI Win:	307	WON-LOST	WINNING	LAST 10	STRENGTH OF	OPP. STRENGTH	TEAM	ADJ.	CONF.	ADJ CONF.
Average RPI Loss:	132	RECORD	PCT. RANK	GAMES	SCHEDULE	OF SCHEDULE	RPI	RPI	RPI	RPI
DIV. I ONLY	16- 10	107	8- 2	341	289	205	205	29	29	
DIV. I NON-CONF.	6- 6	160	0- 0	339	290	246	246	28	28	
TOTALS	RPI 1-25	RPI 26-50	W-L RECORDS	RPI 51-100	RPI 101-150	RPI 150+				
16- 10	0- 0	0- 0	OVERALL	0- 4	0- 4	16- 2				
8- 3	0- 0	0- 0	HOME	0- 1	0- 1	8- 1				
8- 7	0- 0	0- 0	AWAY	0- 3	0- 3	8- 1				
0- 0	0- 0	0- 0	NEUTRAL	0- 0	0- 0	0- 0				
6- 6	0- 0	0- 0	NON-CONFERENCE	0- 2	0- 2	6- 2				
3- 1	0- 0	0- 0	HOME	0- 0	0- 0	3- 1				
3- 5	0- 0	0- 0	AWAY	0- 2	0- 2	3- 1				
0- 0	0- 0	0- 0	NEUTRAL	0- 0	0- 0	0- 0				
10- 4	0- 0	0- 0	CONFERENCE	0- 2	0- 2	10- 0				
5- 2	0- 0	0- 0	HOME	0- 1	0- 1	5- 0				
5- 2	0- 0	0- 0	AWAY	0- 1	0- 1	5- 0				
0- 0	0- 0	0- 0	NEUTRAL	0- 0	0- 0	0- 0				

RPI 1-25				RPI 26-50				RPI 51-100				RPI 101+ Team's RPI: 205					
RPI	S	Opponent	Score	RPI	S	Opponent	Score	RPI	S	Opponent	Score	RPI	S	Opponent	Score		
								63	A	FGCU	43	54	136	A	UNC Asheville	59	68
								63	H	FGCU	44	56	145	A	Jacksonville	69	75
								67	A	Georgia Tech	46	87	145	H	Jacksonville	43	49
								72	A	Michigan	61	119	147	A	North Carolina	40	80
													196	A	Stetson	61	56
													196	H	Stetson	73	58
													209	H	Furman	63	75
													275	A	UMES	59	78
													286	A	Kennesaw St.	61	53
													286	H	Kennesaw St.	66	57
													299	H	Western Caro.	68	59
													307	A	Morehead St.	86	72
													308	H	UNCG	84	61
													316	A	IPFW	84	81
													328	A	North Florida	75	61
													328	H	North Florida	69	54
													336	A	Lipscomb	81	54
													336	H	Lipscomb	93	71
													345	A	NJIT	58	41
													345	H	NJIT	67	47
													347	A	Norfolk St.	82	62
													348	H	N.C. Central	68	46
LAST 12 Division I GAMES:																	
				345	H	NJIT	67	47					336	H	Lipscomb	93	71
				145	A	Jacksonville	69	75					286	H	Kennesaw St.	66	57
				328	A	North Florida	75	61					336	A	Lipscomb	81	54
				63	H	FGCU	44	56					328	H	North Florida	69	54
				196	H	Stetson	73	58					145	H	Jacksonville	43	49
				286	A	Kennesaw St.	61	53					196	A	Stetson	61	56

Non-Div I Games: Southern Wesleyan 84 51 Mars Hill 81 65 Bob Jones 96 46

USC Upstate

Loss, Non-Conf, S Site, H Home A Away N Neutral

Average RPI Win:	246	WON-LOST	WINNING	LAST 10	STRENGTH OF	OPP. STRENGTH	TEAM	ADJ.	CONF.	ADJ CONF.
Average RPI Loss:	103	RECORD	PCT. RANK	GAMES	SCHEDULE	OF SCHEDULE	RPI	RPI	RPI	RPI
DIV. I ONLY	14- 14	165	7- 3	110	183	139	139	15	15	
DIV. I NON-CONF.	4- 5	193	0- 0	14	106	92	92	14	14	
TOTALS	RPI 1-25	RPI 26-50	W-L RECORDS	RPI 51-100	RPI 101-150	RPI 150+				
14- 14	0- 1	0- 5	OVERALL	0- 0	1- 4	13- 4				
6- 7	0- 0	0- 3	HOME	0- 0	1- 2	5- 2				
8- 7	0- 1	0- 2	AWAY	0- 0	0- 2	8- 2				
0- 0	0- 0	0- 0	NEUTRAL	0- 0	0- 0	0- 0				
4- 5	0- 1	0- 3	NON-CONFERENCE	0- 0	1- 0	3- 1				
1- 3	0- 0	0- 2	HOME	0- 0	1- 0	0- 1				
3- 2	0- 1	0- 1	AWAY	0- 0	0- 0	3- 0				
0- 0	0- 0	0- 0	NEUTRAL	0- 0	0- 0	0- 0				
10- 9	0- 0	0- 2	CONFERENCE	0- 0	0- 4	10- 3				
5- 4	0- 0	0- 1	HOME	0- 0	0- 2	5- 1				
5- 5	0- 0	0- 1	AWAY	0- 0	0- 2	5- 2				
0- 0	0- 0	0- 0	NEUTRAL	0- 0	0- 0	0- 0				

RPI 1-25				RPI 26-50				RPI 51-100				RPI 101+ Team's RPI: 139			
RPI	S	Opponent	Score	RPI	S	Opponent	Score	RPI	S	Opponent	Score	RPI	S	Opponent	Score
2	A	Baylor	20 62	34	H	Seton Hall	54 61					102	A	Little Rock	43 49
				39	H	Western Ky.	64 73					102	H	Little Rock	55 59
				40	A	Arkansas St.	44 66					133	A	La.-Lafayette	52 63
				40	H	Arkansas St.	71 78					133	H	La.-Lafayette	42 59
				44	A	Kansas St.	41 61					145	H	Jacksonville	56 54
												151	H	McNeese St.	57 63
												155	A	Troy	71 88
												197	A	South Ala.	55 59
												197	H	South Ala.	53 49
												202	A	SFA	67 63
												233	A	Texas St.	80 48
												233	H	Texas St.	78 69
												242	A	Houston Baptist	64 40
												247	A	UTSA	51 47
												266	A	Appalachian St.	76 45
												266	H	Appalachian St.	65 58
												271	A	Georgia St.	74 45
												271	H	Georgia St.	63 68
												277	A	La.-Monroe	60 50
												277	H	La.-Monroe	40 32
												294	A	Ga. Southern	53 41
												294	H	Ga. Southern	70 31
LAST 12 Division I GAMES:															
				197	H	South Ala.	53 49					266	H	Appalachian St.	65 58
				233	H	Texas St.	78 69					233	A	Texas St.	80 48
				40	A	Arkansas St.	44 66					271	A	Georgia St.	74 45
				102	A	Little Rock	43 49					294	A	Ga. Southern	53 41
				277	H	La.-Monroe	40 32					133	A	La.-Lafayette	52 63
				133	H	La.-Lafayette	42 59					277	A	La.-Monroe	60 50

Non-Div I Games: Missouri Valley 96 30

UT Arlington

■ Loss, 
 ■ Non-Conf, S Site, 
 ■ Home 
 ■ Away 
 N Neutral

Average RPI Win:	228	WON-LOST	WINNING	LAST 10	STRENGTH OF	OPP. STRENGTH	TEAM	ADJ.	CONF.	ADJ CONF.
Average RPI Loss:	124	RECORD	PCT. RANK	GAMES	SCHEDULE	OF SCHEDULE	RPI	RPI	RPI	RPI
DIV. I ONLY	21- 9	67	8- 2	242	180	101	101	24	24	
DIV. I NON-CONF.	7- 6	156	0- 0	114	49	104	104	23	23	
TOTALS	RPI 1-25	RPI 26-50	W-L RECORDS	RPI 51-100	RPI 101-150	RPI 150+				
21- 9	0- 1	0- 2	OVERALL	1- 2	5- 0	15- 4				
11- 1	0- 0	0- 1	HOME	1- 0	2- 0	8- 0				
9- 7	0- 1	0- 1	AWAY	0- 2	2- 0	7- 3				
1- 1	0- 0	0- 0	NEUTRAL	0- 0	1- 0	0- 1				
7- 6	0- 1	0- 2	NON-CONFERENCE	0- 2	3- 0	4- 1				
3- 1	0- 0	0- 1	HOME	0- 0	1- 0	2- 0				
3- 5	0- 1	0- 1	AWAY	0- 2	1- 0	2- 1				
1- 0	0- 0	0- 0	NEUTRAL	0- 0	1- 0	0- 0				
14- 3	0- 0	0- 0	CONFERENCE	1- 0	2- 0	11- 3				
8- 0	0- 0	0- 0	HOME	1- 0	1- 0	6- 0				
6- 2	0- 0	0- 0	AWAY	0- 0	1- 0	5- 2				
0- 1	0- 0	0- 0	NEUTRAL	0- 0	0- 0	0- 1				

RPI 1-25			RPI 26-50			RPI 51-100			RPI 101+ Team's RPI: 101		
RPI	S	Opponent	Score	RPI	S	Opponent	Score	RPI	S	Opponent	Score
14	A	Louisville	66 88	40	H	Arkansas St.	74 76	57	A	Iowa	56 62
				49	A	Chattanooga	46 61	71	A	Vanderbilt	61 64
								88	H	Belmont	81 79
LAST 12 Division I GAMES:											
		259 N Murray St.	76 78			235 H Southeast Mo. St.	95 65			105 N North Dakota	84 58
		259 A Murray St.	70 49			143 A SIUE	85 79			109 H Samford	52 50
		338 H Eastern Ill.	91 52			268 H Austin Peay	75 51			134 A Southern Ill.	70 63
		143 H SIUE	86 50			259 H Murray St.	92 62			143 A SIUE	85 79
		88 H Belmont	81 79			258 H Tennessee St.	77 50			143 H SIUE	86 50
		268 A Austin Peay	70 80			259 A Murray St.	70 49			154 H Alabama	83 65
						259 H Murray St.	92 62			175 A Illinois	74 94
						259 N Murray St.	76 78			183 A Eastern Ky.	61 70
						268 A Austin Peay	70 80			219 A Cincinnati	63 57
						268 H Austin Peay	75 51			235 A Southeast Mo. St.	84 74
						278 H Tennessee Tech	67 53			235 H Southeast Mo. St.	95 65
						285 H Miami (OH)	74 47			258 H Tennessee St.	77 50
						295 A Jacksonville St.	63 53			259 A Murray St.	70 49
						307 A Morehead St.	85 67			259 H Murray St.	92 62
						334 A Evansville	75 48			259 N Murray St.	76 78
						338 A Eastern Ill.	65 39			268 A Austin Peay	70 80
						338 H Eastern Ill.	91 52			268 H Austin Peay	75 51
										278 H Tennessee Tech	67 53
										285 H Miami (OH)	74 47
										295 A Jacksonville St.	63 53
										307 A Morehead St.	85 67
										334 A Evansville	75 48
										338 A Eastern Ill.	65 39
										338 H Eastern Ill.	91 52

Non-Div I Games:

UT Martin

■ Loss, 
 ■ Non-Conf, S Site, 
 ■ Home 
 ■ Away 
 N Neutral



Average RPI Win: <b>181</b>	WON-LOST	WINNING	LAST 10	STRENGTH OF	OPP. STRENGTH	TEAM	ADJ.	CONF.	ADJ CONF.
Average RPI Loss: <b>173</b>	RECORD	PCT. RANK	GAMES	SCHEDULE	OF SCHEDULE	RPI	RPI	RPI	RPI
DIV. I ONLY	<b>24- 3</b>	<b>10</b>	<b>8- 2</b>	<b>157</b>	<b>168</b>	<b>30</b>	<b>30</b>	<b>12</b>	<b>12</b>
DIV. I NON-CONF.	<b>8- 1</b>	<b>23</b>	<b>0- 0</b>	<b>66</b>	<b>332</b>	<b>17</b>	<b>17</b>	<b>11</b>	<b>11</b>
TOTALS	RPI 1-25	RPI 26-50	W-L RECORDS	RPI 51-100	RPI 101-150	RPI 150+			
24- 3	0- 0	1- 0	OVERALL	4- 0	1- 2	18- 1			
15- 0	0- 0	0- 0	HOME	3- 0	1- 0	11- 0			
8- 3	0- 0	1- 0	AWAY	1- 0	0- 2	6- 1			
1- 0	0- 0	0- 0	NEUTRAL	0- 0	0- 0	1- 0			
8- 1	0- 0	0- 0	NON-CONFERENCE	2- 0	0- 1	6- 0			
6- 0	0- 0	0- 0	HOME	1- 0	0- 0	5- 0			
1- 1	0- 0	0- 0	AWAY	1- 0	0- 1	0- 0			
1- 0	0- 0	0- 0	NEUTRAL	0- 0	0- 0	1- 0			
16- 2	0- 0	1- 0	CONFERENCE	2- 0	1- 1	12- 1			
9- 0	0- 0	0- 0	HOME	2- 0	1- 0	6- 0			
7- 2	0- 0	1- 0	AWAY	0- 0	0- 1	6- 1			
0- 0	0- 0	0- 0	NEUTRAL	0- 0	0- 0	0- 0			

RPI 1-25				RPI 26-50				Team's RPI: 30				RPI 51-100				RPI 101+			
RPI	S	Opponent	Score	RPI	S	Opponent	Score	RPI	S	Opponent	Score	RPI	S	Opponent	Score	RPI	S	Opponent	Score
				39	A	Western Ky.	85 78					54	H	UC Riverside	68 57	131	A	Long Beach St.	40 47
												62	H	Middle Tenn.	84 73	140	A	Marshall	64 79
												76	H	Charlotte	94 91	150	H	Old Dominion	70 64
												99	A	New Mexico St.	71 65	153	H	UAB	62 54
																163	A	Southern Miss.	57 54
																163	H	Southern Miss.	72 64
																171	H	New Mexico	70 62
																178	A	Fla. Atlantic	78 66
																178	H	Fla. Atlantic	75 47
																180	A	Louisiana Tech	72 65
																180	H	Louisiana Tech	86 80
																201	H	Hampton	78 54
																204	N	UNLV	60 52
																212	H	Idaho St.	67 54
																225	A	Rice	60 54
																240	A	North Texas	75 67
																242	H	Houston Baptist	98 63
																247	A	UTSA	64 69
																247	H	UTSA	62 55
																306	H	Northern Ariz.	77 66
																310	A	FIU	69 57
																310	H	FIU	70 52
LAST 12 Division I GAMES:																			
247	A	UTSA	64 69	310	H	FIU	70 52												
76	H	Charlotte	94 91	39	A	Western Ky.	85 78												
150	H	Old Dominion	70 64	140	A	Marshall	64 79												
180	A	Louisiana Tech	72 65	180	H	Louisiana Tech	86 80												
163	A	Southern Miss.	57 54	163	H	Southern Miss.	72 64												
178	H	Fla. Atlantic	75 47	310	A	FIU	69 57												

Non-Div I Games: Tex. Permian Basin 86 32

UTEP

■ Loss, 
 ■ Non-Conf, 
 ■ S Site, 
 ■ Home 
 ■ A Away 
 N Neutral

Average RPI Win: <b>273</b>	WON-LOST	WINNING	LAST 10	STRENGTH OF	OPP. STRENGTH	TEAM	ADJ.	CONF.	ADJ CONF.
Average RPI Loss: <b>152</b>	RECORD	PCT. RANK	GAMES	SCHEDULE	OF SCHEDULE	RPI	RPI	RPI	RPI
DIV. I ONLY	<b>13- 12</b>	<b>158</b>	<b>5- 5</b>	<b>329</b>	<b>198</b>	<b>211</b>	<b>211</b>	<b>28</b>	<b>28</b>
DIV. I NON-CONF.	<b>5- 7</b>	<b>198</b>	<b>0- 0</b>	<b>272</b>	<b>95</b>	<b>184</b>	<b>184</b>	<b>25</b>	<b>25</b>
TOTALS	RPI 1-25	RPI 26-50	W-L RECORDS	RPI 51-100	RPI 101-150	RPI 150+			
13- 12	0- 2	0- 1	OVERALL	0- 3	0- 0	13- 6			
5- 3	0- 0	0- 0	HOME	0- 1	0- 0	5- 2			
7- 8	0- 2	0- 1	AWAY	0- 2	0- 0	7- 3			
1- 1	0- 0	0- 0	NEUTRAL	0- 0	0- 0	1- 1			
5- 7	0- 2	0- 1	NON-CONFERENCE	0- 2	0- 0	5- 2			
1- 0	0- 0	0- 0	HOME	0- 0	0- 0	1- 0			
3- 6	0- 2	0- 1	AWAY	0- 2	0- 0	3- 1			
1- 1	0- 0	0- 0	NEUTRAL	0- 0	0- 0	1- 1			
8- 5	0- 0	0- 0	CONFERENCE	0- 1	0- 0	8- 4			
4- 3	0- 0	0- 0	HOME	0- 1	0- 0	4- 2			
4- 2	0- 0	0- 0	AWAY	0- 0	0- 0	4- 2			
0- 0	0- 0	0- 0	NEUTRAL	0- 0	0- 0	0- 0			

RPI 1-25				RPI 26-50				RPI 51-100				RPI 101+ Team's RPI: 211			
RPI	S	Opponent	Score	RPI	S	Opponent	Score	RPI	S	Opponent	Score	RPI	S	Opponent	Score
16	A	Syracuse	32 91	44	A	Kansas St.	43 61	84	A	Eastern Mich.	56 78	158	N	East Carolina	59 70
23	A	Oklahoma St.	54 78					90	A	TCU	67 71	192	N	Cal Poly	66 58
								99	H	New Mexico St.	57 68	207	A	Utah Valley	57 71
												207	H	Utah Valley	61 48
												216	A	CSU Bakersfield	66 80
												216	H	CSU Bakersfield	60 46
												239	A	Grand Canyon	68 66
												239	H	Grand Canyon	52 28
												265	A	Seattle	76 71
												265	H	Seattle	71 74
												267	A	UC Santa Barbara	62 60
												282	A	Houston	55 45
												301	A	UMKC	62 53
												301	H	UMKC	57 59
												319	A	A&M-Corpus Christi	46 49
												329	A	Incarnate Word	68 50
												329	H	Incarnate Word	60 47
												341	A	Chicago St.	64 56
												341	H	Chicago St.	78 56
LAST 12 Division I GAMES:															
341	H	Chicago St.	78 56	99	H	New Mexico St.	57 68	265	H	Seattle	71 74				
216	A	CSU Bakersfield	66 80	216	H	CSU Bakersfield	60 46	301	A	UMKC	62 53				
265	A	Seattle	76 71	341	A	Chicago St.	64 56	207	H	Utah Valley	61 48				
301	H	UMKC	57 59												
239	A	Grand Canyon	68 66												
207	A	Utah Valley	57 71												

Non-Div I Games: Concordia (TX) 90 44 Evangel 75 60 Texas Lutheran 90 38

UTRGV

Loss, Non-Conf, S Site, H Home A Away N Neutral

## UTSA

Through Games Of March 3, 2016

Average RPI Win: <b>192</b>	WON-LOST	WINNING	LAST 10	STRENGTH OF	OPP. STRENGTH	TEAM	ADJ.	CONF.	ADJ CONF.
Average RPI Loss: <b>142</b>	RECORD	PCT. RANK	GAMES	SCHEDULE	OF SCHEDULE	RPI	RPI	RPI	RPI
DIV. I ONLY	8- 18	277	4- 6	106	145	247	247	12	12
DIV. I NON-CONF.	2- 6	272	0- 0	51	260	235	235	11	11
TOTALS	RPI 1-25	RPI 26-50	W-L RECORDS	RPI 51-100	RPI 101-150	RPI 150+			
8- 18	0- 1	1- 3	OVERALL	0- 3	1- 2	6- 9			
7- 6	0- 0	1- 0	HOME	0- 2	1- 1	5- 3			
1- 12	0- 1	0- 3	AWAY	0- 1	0- 1	1- 6			
0- 0	0- 0	0- 0	NEUTRAL	0- 0	0- 0	0- 0			
2- 6	0- 1	0- 1	NON-CONFERENCE	0- 1	0- 1	2- 2			
2- 2	0- 0	0- 0	HOME	0- 0	0- 1	2- 1			
0- 4	0- 1	0- 1	AWAY	0- 1	0- 0	0- 1			
0- 0	0- 0	0- 0	NEUTRAL	0- 0	0- 0	0- 0			
6- 12	0- 0	1- 2	CONFERENCE	0- 2	1- 1	4- 7			
5- 4	0- 0	1- 0	HOME	0- 2	1- 0	3- 2			
1- 8	0- 0	0- 2	AWAY	0- 0	0- 1	1- 5			
0- 0	0- 0	0- 0	NEUTRAL	0- 0	0- 0	0- 0			

RPI 1-25				RPI 26-50				RPI 51-100				RPI 101+				Team's RPI: 247	
RPI	S	Opponent	Score	RPI	S	Opponent	Score	RPI	S	Opponent	Score	RPI	S	Opponent	Score		
6	A	Texas	53 90	29	A	Oklahoma	41 80	62	H	Middle Tenn.	63 74	139	H	UT Arlington	47 51		
				30	A	UTEP	55 62	73	A	Abilene Christian	60 79	140	A	Marshall	76 80		
				30	H	UTEP	69 64	76	H	Charlotte	54 64	150	H	Old Dominion	70 67		
				39	A	Western Ky.	65 72					153	H	UAB	54 52		
												163	A	Southern Miss.	53 65		
												163	H	Southern Miss.	47 41		
												178	A	Fla. Atlantic	51 64		
												178	H	Fla. Atlantic	57 54		
												180	A	Louisiana Tech	66 75		
												180	H	Louisiana Tech	72 82		
												225	A	Rice	48 49		
												233	A	Texas St.	64 72		
												240	A	North Texas	58 68		
												242	H	Houston Baptist	79 50		
												248	H	Texas Southern	44 59		
												310	A	FIU	63 52		
												310	H	FIU	54 59		
												313	H	Illinois St.	77 51		
LAST 12 Division I GAMES:																	
				30	H	UTEP	69 64	178	H	Fla. Atlantic	57 54						
				150	H	Old Dominion	70 67	140	A	Marshall	76 80						
				76	H	Charlotte	54 64	39	A	Western Ky.	65 72						
				163	A	Southern Miss.	53 65	163	H	Southern Miss.	47 41						
				180	A	Louisiana Tech	66 75	180	H	Louisiana Tech	72 82						
				310	H	FIU	54 59	178	A	Fla. Atlantic	51 64						

Non-Div I Games: Howard Payne 106 65 Tex. A&amp;M-Kingsville88 51

UTSA

■ Loss, 
 ■ Non-Conf, 
 ■ S Site, 
 ■ Home 
 ■ Away 
 N Neutral

Average RPI Win:	149	WON-LOST	WINNING	LAST 10	STRENGTH OF	OPP. STRENGTH	TEAM	ADJ.	CONF.	ADJ CONF.
Average RPI Loss:	39	RECORD	PCT. RANK	GAMES	SCHEDULE	OF SCHEDULE	RPI	RPI	RPI	RPI
DIV. I ONLY	16- 14	156	4- 6	40	17	85	85	1	1	
DIV. I NON-CONF.	8- 3	77	0- 0	116	122	88	88	1	1	
TOTALS	RPI 1-25	RPI 26-50	W-L RECORDS	RPI 51-100	RPI 101-150	RPI 150+				
16- 14	0- 7	1- 2	OVERALL	5- 4	3- 1	7- 0				
11- 5	0- 3	1- 0	HOME	3- 2	2- 0	5- 0				
5- 6	0- 4	0- 1	AWAY	2- 1	1- 0	2- 0				
0- 3	0- 0	0- 1	NEUTRAL	0- 1	0- 1	0- 0				
8- 3	0- 1	0- 1	NON-CONFERENCE	1- 0	2- 1	5- 0				
7- 0	0- 0	0- 0	HOME	1- 0	2- 0	4- 0				
1- 1	0- 1	0- 0	AWAY	0- 0	0- 0	1- 0				
0- 2	0- 0	0- 1	NEUTRAL	0- 0	0- 1	0- 0				
8- 11	0- 6	1- 1	CONFERENCE	4- 4	1- 0	2- 0				
4- 5	0- 3	1- 0	HOME	2- 2	0- 0	1- 0				
4- 5	0- 3	0- 1	AWAY	2- 1	1- 0	1- 0				
0- 1	0- 0	0- 0	NEUTRAL	0- 1	0- 0	0- 0				

RPI 1-25				RPI 26-50				RPI 51-100				Team's RPI: 85	RPI 101+			
RPI	S	Opponent	Score	RPI	S	Opponent	Score	RPI	S	Opponent	Score		RPI	S	Opponent	Score
7	A	Stanford	52 72	29	N	Oklahoma	55 70	55	H	Southern California	59 70		113	N	Boston College	51 76
7	H	Stanford	54 72	38	A	Washington	60 73	59	H	South Dakota	66 59		118	A	Arizona	60 55
8	A	Arizona St.	60 80	38	H	Washington	88 83	81	A	Oregon	58 69		123	H	Fresno St.	78 63
9	A	Oregon St.	53 72					81	H	Oregon	65 77		130	H	Creighton	74 58
9	H	Oregon St.	53 62					89	A	California	84 79		170	H	George Mason	74 62
10	H	UCLA	63 69					89	H	California	72 66		184	H	UC Davis	88 58
15	A	BYU	59 73					89	N	California	63 66		193	A	Colorado	76 68
								94	A	Washington St.	75 69		193	H	Colorado	71 55
								94	H	Washington St.	73 71		229	A	Utah St.	64 61
													287	H	Lamar	71 67
													297	H	CSUN	97 56
LAST 12 Division I GAMES:																
				89	N	California	63 66	81	A	Oregon	58 69					
				94	A	Washington St.	75 69	193	A	Colorado	76 68					
				38	A	Washington	60 73	193	H	Colorado	71 55					
				7	H	Stanford	54 72	10	H	UCLA	63 69					
				89	H	California	72 66	55	H	Southern California	59 70					
				9	A	Oregon St.	53 72	81	H	Oregon	65 77					

Non-Div I Games:

Utah

Average RPI Win:	262	WON-LOST	WINNING	LAST 10	STRENGTH OF	OPP. STRENGTH	TEAM	ADJ.	CONF.	ADJ CONF.
Average RPI Loss:	139	RECORD	PCT. RANK	GAMES	SCHEDULE	OF SCHEDULE	RPI	RPI	RPI	RPI
DIV. I ONLY	11- 15	220	5- 5	219	199	229	229	19	19	
DIV. I NON-CONF.	3- 6	234	0- 0	170	142	213	213	20	20	
TOTALS	RPI 1-25	RPI 26-50	W-L RECORDS	RPI 51-100	RPI 101-150	RPI 150+				
11- 15	0- 1	0- 2	OVERALL	0- 1	0- 1	11- 10				
6- 6	0- 0	0- 1	HOME	0- 1	0- 1	6- 3				
4- 9	0- 1	0- 1	AWAY	0- 0	0- 0	4- 7				
1- 0	0- 0	0- 0	NEUTRAL	0- 0	0- 0	1- 0				
3- 6	0- 1	0- 0	NON-CONFERENCE	0- 1	0- 0	3- 4				
1- 2	0- 0	0- 0	HOME	0- 1	0- 0	1- 1				
1- 4	0- 1	0- 0	AWAY	0- 0	0- 0	1- 3				
1- 0	0- 0	0- 0	NEUTRAL	0- 0	0- 0	1- 0				
8- 9	0- 0	0- 2	CONFERENCE	0- 0	0- 1	8- 6				
5- 4	0- 0	0- 1	HOME	0- 0	0- 1	5- 2				
3- 5	0- 0	0- 1	AWAY	0- 0	0- 0	3- 4				
0- 0	0- 0	0- 0	NEUTRAL	0- 0	0- 0	0- 0				

RPI 1-25				RPI 26-50				RPI 51-100				RPI 101+ Team's RPI: 229			
RPI	S	Opponent	Score	RPI	S	Opponent	Score	RPI	S	Opponent	Score	RPI	S	Opponent	Score
15	A	BYU	69 81	42	A	Colorado St.	64 91	85	H	Utah	61 64	123	H	Fresno St.	61 67
				42	H	Colorado St.	49 69					152	A	Boise St.	78 84
												152	H	Boise St.	58 63
												168	A	Northern Colo.	60 74
												169	H	Sacramento St.	86 95
												171	A	New Mexico	70 73
												171	H	New Mexico	72 56
												174	H	Pacific	78 70
												177	A	Montana	70 86
												189	A	San Jose St.	65 83
												189	H	San Jose St.	74 86
												204	A	UNLV	38 46
												207	A	Utah Valley	76 72
												212	A	Idaho St.	67 81
												245	H	Wyoming	84 75
												250	A	San Diego St.	55 36
												250	H	San Diego St.	72 59
												258	N	Tennessee St.	63 46
												321	A	Nevada	79 66
												321	H	Nevada	70 55
												344	A	Air Force	66 53
												344	H	Air Force	64 40
LAST 12 Division I GAMES:															
344	H	Air Force	64 40	245	H	Wyoming	84 75								
189	A	San Jose St.	65 83	152	H	Boise St.	58 63								
321	H	Nevada	70 55	321	A	Nevada	79 66								
123	H	Fresno St.	61 67	250	H	San Diego St.	72 59								
42	A	Colorado St.	64 91	204	A	UNLV	38 46								
171	A	New Mexico	70 73	42	H	Colorado St.	49 69								

Non-Div I Games: Westminster (UT) 74 67 Haskell 90 63

Utah St.

Loss, Non-Conf, S Site, H Home A Away N Neutral

## Utah Valley

Through Games Of March 3, 2016

Average RPI Win:	261	WON-LOST	WINNING	LAST 10	STRENGTH OF	OPP. STRENGTH	TEAM	ADJ.	CONF.	ADJ CONF.
Average RPI Loss:	163	RECORD	PCT. RANK	GAMES	SCHEDULE	OF SCHEDULE	RPI	RPI	RPI	RPI
DIV. I ONLY	13- 13	165	8- 2	235	292	207	207	28	28	
DIV. I NON-CONF.	5- 8	209	0- 0	169	291	207	207	25	25	
TOTALS	RPI 1-25	RPI 26-50	W-L RECORDS	RPI 51-100	RPI 101-150	RPI 150+				
13- 13	0- 1	0- 0	OVERALL	1- 3	0- 0	12- 9				
7- 5	0- 0	0- 0	HOME	1- 1	0- 0	6- 4				
6- 7	0- 1	0- 0	AWAY	0- 2	0- 0	6- 4				
0- 1	0- 0	0- 0	NEUTRAL	0- 0	0- 0	0- 1				
5- 8	0- 1	0- 0	NON-CONFERENCE	1- 1	0- 0	4- 6				
2- 3	0- 0	0- 0	HOME	1- 0	0- 0	1- 3				
3- 4	0- 1	0- 0	AWAY	0- 1	0- 0	3- 2				
0- 1	0- 0	0- 0	NEUTRAL	0- 0	0- 0	0- 1				
8- 5	0- 0	0- 0	CONFERENCE	0- 2	0- 0	8- 3				
5- 2	0- 0	0- 0	HOME	0- 1	0- 0	5- 1				
3- 3	0- 0	0- 0	AWAY	0- 1	0- 0	3- 2				
0- 0	0- 0	0- 0	NEUTRAL	0- 0	0- 0	0- 0				

RPI 1-25				RPI 26-50				RPI 51-100				RPI 101+ Team's RPI: 207			
RPI	S	Opponent	Score	RPI	S	Opponent	Score	RPI	S	Opponent	Score	RPI	S	Opponent	Score
15	A	BYU	62 78					81	A	Oregon	68 79	152	A	Boise St.	72 70
								87	H	San Francisco	94 88	154	N	Alabama	60 67
								99	A	New Mexico St.	68 73	182	A	Eastern Wash.	64 68
								99	H	New Mexico St.	53 59	184	H	UC Davis	55 59
												198	A	Weber St.	56 61
												211	A	UTRGV	48 61
												211	H	UTRGV	71 57
												212	H	Idaho St.	47 56
												216	A	CSU Bakersfield	54 61
												216	H	CSU Bakersfield	72 53
												229	H	Utah St.	72 76
												239	H	Grand Canyon	53 61
												261	A	Omaha	74 59
												265	A	Seattle	61 44
												265	H	Seattle	79 48
												301	A	UMKC	58 44
												301	H	UMKC	79 71
												321	A	Nevada	73 65
												333	H	Southern Utah	70 58
												341	A	Chicago St.	69 62
												341	H	Chicago St.	74 46
LAST 12 Division I GAMES:															
265	H	Seattle	79 48	216	A	CSU Bakersfield	54 61								
301	A	UMKC	58 44	265	A	Seattle	61 44								
341	A	Chicago St.	69 62	341	H	Chicago St.	74 46								
216	H	CSU Bakersfield	72 53	301	H	UMKC	79 71								
99	H	New Mexico St.	53 59	239	H	Grand Canyon	53 61								
211	H	UTRGV	71 57	211	A	UTRGV	48 61								

Non-Div I Games: Bethesda (CA) 91 64 Dixie St. 77 63

Utah Valley

■ Loss, 
 ■ Non-Conf, S Site, 
 ■ Home 
 ■ Away 
 N Neutral

Average RPI Win:	180	WON-LOST	WINNING	LAST 10	STRENGTH OF	OPP. STRENGTH	TEAM	ADJ.	CONF.	ADJ CONF.
Average RPI Loss:	118	RECORD	PCT. RANK	GAMES	SCHEDULE	OF SCHEDULE	RPI	RPI	RPI	RPI
DIV. I ONLY	22- 8	57	8- 2	136	123	75	75	7	7	
DIV. I NON-CONF.	11- 2	28	0- 0	128	276	48	48	8	8	
TOTALS	RPI 1-25	RPI 26-50	W-L RECORDS	RPI 51-100	RPI 101-150	RPI 150+				
22- 8	1- 1	2- 0	OVERALL	1- 2	2- 2	16- 3				
11- 4	0- 1	1- 0	HOME	0- 1	1- 1	9- 1				
10- 3	1- 0	1- 0	AWAY	1- 0	1- 0	6- 1				
1- 1	0- 0	0- 0	NEUTRAL	0- 1	0- 0	1- 0				
11- 2	1- 0	0- 0	NON-CONFERENCE	0- 1	2- 1	8- 0				
7- 0	0- 0	0- 0	HOME	0- 0	1- 0	6- 0				
4- 1	1- 0	0- 0	AWAY	0- 0	1- 1	2- 0				
0- 1	0- 0	0- 0	NEUTRAL	0- 1	0- 0	0- 0				
11- 6	0- 1	2- 0	CONFERENCE	1- 1	0- 1	8- 3				
4- 4	0- 1	1- 0	HOME	0- 1	0- 1	3- 1				
6- 2	0- 0	1- 0	AWAY	1- 0	0- 0	4- 2				
1- 0	0- 0	0- 0	NEUTRAL	0- 0	0- 0	1- 0				

RPI 1-25				RPI 26-50				RPI 51-100				Team's RPI: 75	RPI 101+			
RPI	S	Opponent	Score	RPI	S	Opponent	Score	RPI	S	Opponent	Score		RPI	S	Opponent	Score
8	A	Arizona St.	57 48	27	H	St. Bonaventure	52 47	53	H	Saint Louis	72 77		111	H	Saint Joseph's	63 66
21	H	Duquesne	67 71	37	A	George Washington	79 68	79	A	Dayton	74 72		115	A	IUPUI	69 70
								98	N	Toledo	61 80		124	A	Iona	74 58
													150	H	Old Dominion	74 54
													159	H	Fordham	61 51
													170	A	George Mason	54 70
													170	H	George Mason	65 34
													181	A	Davidson	74 59
													181	H	Davidson	50 56
													194	A	Richmond	50 62
													194	H	Richmond	53 42
													194	N	Richmond	62 42
													200	H	William & Mary	73 47
													208	A	Rhode Island	49 36
													209	H	Furman	67 45
													213	A	Massachusetts	74 66
													215	A	N.C. A&T	64 49
													244	H	Coppin St.	73 42
													252	A	High Point	69 39
													264	H	Campbell	57 34
													270	H	UNCW	58 45
													275	H	UMES	63 39
													279	A	La Salle	84 76
LAST 12 Division I GAMES:																
				194	N	Richmond	62 42					279	A	La Salle	84 76	
				181	A	Davidson	74 59					27	H	St. Bonaventure	52 47	
				170	H	George Mason	65 34					21	H	Duquesne	67 71	
				37	A	George Washington	79 68					159	H	Fordham	61 51	
				208	A	Rhode Island	49 36					194	H	Richmond	53 42	
				194	A	Richmond	50 62					170	A	George Mason	54 70	

Non-Div I Games:

VCU

  Loss, 
  Non-Conf, 
S Site, 
  Home 
  Away 
N Neutral

## Valparaiso

Through Games Of March 3, 2016

Average RPI Win:	179	WON-LOST	WINNING	LAST 10	STRENGTH OF	OPP. STRENGTH	TEAM	ADJ.	CONF.	ADJ CONF.
Average RPI Loss:	134	RECORD	PCT. RANK	GAMES	SCHEDULE	OF SCHEDULE	RPI	RPI	RPI	RPI
DIV. I ONLY	5- 20	313	1- 9	61	138	253	253	14	14	
DIV. I NON-CONF.	1- 7	318	0- 0	42	56	247	247	16	16	
TOTALS	RPI 1-25	RPI 26-50	W-L RECORDS	RPI 51-100	RPI 101-150	RPI 150+				
5- 20	0- 4	0- 0	OVERALL	0- 1	3- 9	2- 6				
4- 9	0- 2	0- 0	HOME	0- 0	2- 5	2- 2				
1- 10	0- 2	0- 0	AWAY	0- 1	1- 4	0- 3				
0- 1	0- 0	0- 0	NEUTRAL	0- 0	0- 0	0- 1				
1- 7	0- 2	0- 0	NON-CONFERENCE	0- 1	1- 1	0- 3				
1- 3	0- 1	0- 0	HOME	0- 0	1- 1	0- 1				
0- 3	0- 1	0- 0	AWAY	0- 1	0- 0	0- 1				
0- 1	0- 0	0- 0	NEUTRAL	0- 0	0- 0	0- 1				
4- 13	0- 2	0- 0	CONFERENCE	0- 0	2- 8	2- 3				
3- 6	0- 1	0- 0	HOME	0- 0	1- 4	2- 1				
1- 7	0- 1	0- 0	AWAY	0- 0	1- 4	0- 2				
0- 0	0- 0	0- 0	NEUTRAL	0- 0	0- 0	0- 0				

RPI 1-25				RPI 26-50				RPI 51-100				RPI 101+ Team's RPI: 253			
RPI	S	Opponent	Score	RPI	S	Opponent	Score	RPI	S	Opponent	Score	RPI	S	Opponent	Score
1	H	Notre Dame	54 110					83	A	San Diego	60 76	106	A	Wright St.	63 80
14	A	Louisville	42 75									106	H	Wright St.	54 65
19	A	Green Bay	42 81									122	H	Akron	74 85
19	H	Green Bay	35 71									129	A	Youngstown St.	66 87
												129	H	Youngstown St.	65 60
												135	A	Northern Ky.	61 60
												135	H	Northern Ky.	50 68
												141	A	Milwaukee	60 82
												141	H	Milwaukee	60 70
												143	H	SIUE	69 56
												148	A	Detroit	65 85
												148	H	Detroit	66 72
												168	N	Northern Colo.	63 77
												195	A	Butler	53 72
												217	A	Oakland	77 87
												217	H	Oakland	81 66
												227	H	Ill.-Chicago	50 54
												272	A	Cleveland St.	65 72
												272	H	Cleveland St.	66 59
												285	H	Miami (OH)	72 75
LAST 12 Division I GAMES:															
272	A	Cleveland St.	65 72	135	H	Northern Ky.	50 68								
129	A	Youngstown St.	66 87	106	H	Wright St.	54 65								
19	H	Green Bay	35 71	227	H	Ill.-Chicago	50 54								
141	H	Milwaukee	60 70	129	H	Youngstown St.	65 60								
148	A	Detroit	65 85	272	H	Cleveland St.	66 59								
217	A	Oakland	77 87	141	A	Milwaukee	60 82								

Non-Div I Games: Ind.-Northwest 79 57 Cardinal Stitch 63 62 Ind.-Kokomo 88 22

Valparaiso

Loss, Non-Conf, S Site, H Home A Away N Neutral



# Vanderbilt

Through Games Of March 3, 2016

Average RPI Win:	149	WON-LOST	WINNING	LAST 10	STRENGTH OF	OPP. STRENGTH	TEAM	ADJ.	CONF.	ADJ CONF.
Average RPI Loss:	48	RECORD	PCT. RANK	GAMES	SCHEDULE	OF SCHEDULE	RPI	RPI	RPI	RPI
DIV. I ONLY	18- 13	130	3- 7	34	46	71	71	2	2	
DIV. I NON-CONF.	11- 2	28	0- 0	119	217	33	33	2	2	
TOTALS	RPI 1-25	RPI 26-50	W-L RECORDS	RPI 51-100	RPI 101-150	RPI 150+				
18- 13	1- 5	3- 4	OVERALL	2- 2	2- 1	10- 1				
10- 6	0- 3	1- 3	HOME	0- 0	2- 0	7- 0				
5- 7	1- 2	1- 1	AWAY	1- 2	0- 1	2- 1				
3- 0	0- 0	1- 0	NEUTRAL	1- 0	0- 0	1- 0				
11- 2	0- 1	1- 0	NON-CONFERENCE	2- 1	1- 0	7- 0				
8- 0	0- 0	1- 0	HOME	0- 0	1- 0	6- 0				
2- 2	0- 1	0- 0	AWAY	1- 1	0- 0	1- 0				
1- 0	0- 0	0- 0	NEUTRAL	1- 0	0- 0	0- 0				
7- 11	1- 4	2- 4	CONFERENCE	0- 1	1- 1	3- 1				
2- 6	0- 3	0- 3	HOME	0- 0	1- 0	1- 0				
3- 5	1- 1	1- 1	AWAY	0- 1	0- 1	1- 1				
2- 0	0- 0	1- 0	NEUTRAL	0- 0	0- 0	1- 0				

RPI S Opponent Score	RPI S Opponent Score	RPI S Opponent Score	RPI S Opponent Score
4 H South Carolina 61 71	26 A Tennessee 49 58	56 A Auburn 45 53	101 H UT Martin 64 61
13 A Kentucky 71 69	26 H Tennessee 51 69	78 A Drexel 74 64	117 H LSU 58 42
13 H Kentucky 55 71	28 H Mississippi St. 61 66	79 A Dayton 56 81	138 A Arkansas 56 57
17 H Texas A&M 63 75	32 H Georgia 58 64	99 N New Mexico St. 71 45	154 A Alabama 54 48
19 A Green Bay 56 58	32 N Georgia 54 49		154 H Alabama 67 52
20 A Florida 67 79	43 H Ohio 62 59		155 H Troy 97 43
	45 A Missouri 56 52		159 A Fordham 53 40
			166 H ETSU 65 39
			172 A Ole Miss 52 55
			172 N Ole Miss 74 59
			226 H Presbyterian 56 38
			268 H Austin Peay 73 56
			344 H Air Force 86 29
			349 H Mississippi Val. 89 39
LAST 12 Division I GAMES:			
32 N Georgia 54 49	13 H Kentucky 55 71		
172 N Ole Miss 74 59	26 H Tennessee 51 69		
45 A Missouri 56 52	138 A Arkansas 56 57		
28 H Mississippi St. 61 66	56 A Auburn 45 53		
17 H Texas A&M 63 75	32 H Georgia 58 64		
20 A Florida 67 79	13 A Kentucky 71 69		

Non-Div I Games:

Vanderbilt

Loss, Non-Conf, S Site, H Home A Away N Neutral

Average RPI Win:	259	WON-LOST	WINNING	LAST 10	STRENGTH OF	OPP. STRENGTH	TEAM	ADJ.	CONF.	ADJ CONF.
Average RPI Loss:	184	RECORD	PCT. RANK	GAMES	SCHEDULE	OF SCHEDULE	RPI	RPI	RPI	RPI
DIV. I ONLY	9- 20	272	3- 7	255	287	281	281	16	16	
DIV. I NON-CONF.	5- 8	209	0- 0	301	347	272	272	18	18	
TOTALS	RPI 1-25	RPI 26-50	W-L RECORDS	RPI 51-100	RPI 101-150	RPI 150+				
9- 20	0- 0	0- 0	OVERALL	0- 5	0- 0	9- 15				
4- 9	0- 0	0- 0	HOME	0- 3	0- 0	4- 6				
5- 11	0- 0	0- 0	AWAY	0- 2	0- 0	5- 9				
0- 0	0- 0	0- 0	NEUTRAL	0- 0	0- 0	0- 0				
5- 8	0- 0	0- 0	NON-CONFERENCE	0- 1	0- 0	5- 7				
2- 3	0- 0	0- 0	HOME	0- 1	0- 0	2- 2				
3- 5	0- 0	0- 0	AWAY	0- 0	0- 0	3- 5				
0- 0	0- 0	0- 0	NEUTRAL	0- 0	0- 0	0- 0				
4- 12	0- 0	0- 0	CONFERENCE	0- 4	0- 0	4- 8				
2- 6	0- 0	0- 0	HOME	0- 2	0- 0	2- 4				
2- 6	0- 0	0- 0	AWAY	0- 2	0- 0	2- 4				
0- 0	0- 0	0- 0	NEUTRAL	0- 0	0- 0	0- 0				

RPI S	Opponent	Score	RPI S	Opponent	Score	RPI S	Opponent	Score	RPI S	Opponent	Score	Team's RPI: 281
						52	A Albany (NY)	43 72	160	A Stony Brook	59 73	
						52	H Albany (NY)	40 75	160	H Stony Brook	44 37	
						69	A Maine	51 63	165	A Delaware	60 71	
						69	H Maine	41 62	176	A UMBC	48 85	
						82	H Quinnipiac	65 77	176	H UMBC	60 74	
									199	H Sacred Heart	53 51	
									206	A Hartford	50 52	
									206	H Hartford	47 51	
									210	A Brown	54 71	
									217	H Oakland	68 74	
									220	A Dartmouth	56 54	
									228	A Bryant	52 68	
									230	A Columbia	56 73	
									232	A Binghamton	52 66	
									232	H Binghamton	53 57	
									237	A New Hampshire	63 59	
									237	H New Hampshire	83 63	
									251	A Holy Cross	63 77	
									276	H Central Conn. St.	79 63	
									320	A UMass Lowell	59 51	
									320	H UMass Lowell	66 68	
									337	H St. Francis Brooklyn	55 59	
									340	A Boston U.	60 45	
									345	A NJIT	54 46	
LAST 12 Division I GAMES:												
160	H Stony Brook	44 37	52	H Albany (NY)	40 75							
237	A New Hampshire	63 59	69	A Maine	51 63							
176	H UMBC	60 74	160	A Stony Brook	59 73							
232	A Binghamton	52 66	237	H New Hampshire	83 63							
206	A Hartford	50 52	232	H Binghamton	53 57							
320	H UMass Lowell	66 68	320	A UMass Lowell	59 51							

Non-Div I Games:

Vermont

Average RPI Win:	139	WON-LOST	WINNING	LAST 10	STRENGTH OF	OPP. STRENGTH	TEAM	ADJ.	CONF.	ADJ CONF.
Average RPI Loss:	76	RECORD	PCT. RANK	GAMES	SCHEDULE	OF SCHEDULE	RPI	RPI	RPI	RPI
DIV. I ONLY	19- 10	83	7- 3	60	69	47	47	6	6	
DIV. I NON-CONF.	7- 4	110	1- 0	33	64	41	41	6	6	
TOTALS	RPI 1-25	RPI 26-50	W-L RECORDS	RPI 51-100	RPI 101-150	RPI 150+				
19- 10	1- 1	2- 3	OVERALL	6- 3	1- 2	9- 1				
9- 3	0- 1	2- 0	HOME	2- 1	1- 1	4- 0				
8- 6	1- 0	0- 3	AWAY	3- 1	0- 1	4- 1				
2- 1	0- 0	0- 0	NEUTRAL	1- 1	0- 0	1- 0				
7- 4	0- 0	1- 2	NON-CONFERENCE	1- 2	1- 0	4- 0				
3- 0	0- 0	1- 0	HOME	0- 0	1- 0	1- 0				
2- 3	0- 0	0- 2	AWAY	0- 1	0- 0	2- 0				
2- 1	0- 0	0- 0	NEUTRAL	1- 1	0- 0	1- 0				
12- 6	1- 1	1- 1	CONFERENCE	5- 1	0- 2	5- 1				
6- 3	0- 1	1- 0	HOME	2- 1	0- 1	3- 0				
6- 3	1- 0	0- 1	AWAY	3- 0	0- 1	2- 1				
0- 0	0- 0	0- 0	NEUTRAL	0- 0	0- 0	0- 0				

RPI 1-25				RPI 26-50				Team's RPI: 47				RPI 51-100				RPI 101+			
RPI	S	Opponent	Score	RPI	S	Opponent	Score	RPI	S	Opponent	Score	RPI	S	Opponent	Score	RPI	S	Opponent	Score
18	A	DePaul	64 60	34	A	Seton Hall	50 60	51	N	St. Mary's (CA)	60 67	111	H	Saint Joseph's	55 49				
18	H	DePaul	47 75	34	H	Seton Hall	55 45	58	A	St. John's (NY)	71 59	130	A	Creighton	48 53				
				35	H	Penn	66 46	58	H	St. John's (NY)	58 54	130	H	Creighton	62 65				
				37	A	George Washington	70 78	66	A	Temple	55 61	156	A	Xavier	67 74				
				46	A	North Carolina St.	64 70	78	N	Drexel	67 55	156	H	Xavier	58 55				
								93	A	Marquette	82 75	169	N	Sacramento St.	78 54				
								93	H	Marquette	81 60	195	A	Butler	57 45				
								95	A	Georgetown	63 60	195	H	Butler	66 46				
								95	H	Georgetown	51 57	218	A	Lehigh	65 44				
												234	H	Loyola Maryland	67 55				
												262	A	Providence	76 47				
												262	H	Providence	67 39				
												279	A	La Salle	67 56				
LAST 12 Division I GAMES:																			
195	H	Butler	66 46	18	H	DePaul	47 75	262	A	Providence	76 47	35	H	Penn	66 46				
156	H	Xavier	58 55	58	A	St. John's (NY)	71 59	95	H	Georgetown	51 57	58	H	St. John's (NY)	58 54				
95	A	Georgetown	63 60	93	H	Marquette	81 60												
34	A	Seton Hall	50 60																

Non-Div I Games:

Villanova

## Virginia

Through Games Of March 3, 2016

Average RPI Win:	180	WON-LOST	WINNING	LAST 10	STRENGTH OF	OPP. STRENGTH	TEAM	ADJ.	CONF.	ADJ CONF.
Average RPI Loss:	50	RECORD	PCT. RANK	GAMES	SCHEDULE	OF SCHEDULE	RPI	RPI	RPI	RPI
DIV. I ONLY	16- 15	163	3- 7	59	58	103	103	4	4	
DIV. I NON-CONF.	10- 4	86	0- 0	173	133	113	113	5	5	
TOTALS	RPI 1-25	RPI 26-50	W-L RECORDS	RPI 51-100	RPI 101-150	RPI 150+				
16- 15	1- 6	1- 4	OVERALL	3- 2	3- 3	8- 0				
10- 6	0- 3	1- 0	HOME	0- 1	1- 2	8- 0				
5- 6	0- 3	0- 2	AWAY	3- 0	2- 1	0- 0				
1- 3	1- 0	0- 2	NEUTRAL	0- 1	0- 0	0- 0				
10- 4	1- 1	0- 1	NON-CONFERENCE	2- 2	0- 0	7- 0				
7- 1	0- 0	0- 0	HOME	0- 1	0- 0	7- 0				
2- 1	0- 1	0- 0	AWAY	2- 0	0- 0	0- 0				
1- 2	1- 0	0- 1	NEUTRAL	0- 1	0- 0	0- 0				
6- 11	0- 5	1- 3	CONFERENCE	1- 0	3- 3	1- 0				
3- 5	0- 3	1- 0	HOME	0- 0	1- 2	1- 0				
3- 5	0- 2	0- 2	AWAY	1- 0	2- 1	0- 0				
0- 1	0- 0	0- 1	NEUTRAL	0- 0	0- 0	0- 0				

RPI S	Opponent	Score	RPI S	Opponent	Score	RPI S	Opponent	Score	RPI S	Opponent	Score	Team's RPI: 103
1	H Notre Dame	46 74	31	H Miami (FL)	76 56	56	A Auburn	69 52	113	A Boston College	61 50	
5	A Ohio St.	73 93	46	A North Carolina St.	52 63	57	H Iowa	73 85	119	A Virginia Tech	55 60	
12	A Florida St.	48 70	48	A Duke	52 67	62	A Middle Tenn.	70 66	119	H Virginia Tech	46 66	
14	A Louisville	59 74	48	N Duke	53 57	67	A Georgia Tech	78 67	127	H Pittsburgh	55 58	
14	H Louisville	41 59	50	N Rutgers	48 60	80	N Tulane	62 67	137	A Wake Forest	52 50	
16	H Syracuse	57 91							147	H North Carolina	72 68	
19	N Green Bay	68 59							194	H Richmond	71 51	
									244	H Coppin St.	75 40	
									255	H Clemson	65 48	
									256	H Bowling Green	68 39	
									293	H Charleston So.	85 65	
									317	H Longwood	81 46	
									345	H NJIT	81 54	
									347	H Norfolk St.	86 50	
LAST 12 Division I GAMES:												
48	N Duke	53 57	16	H Syracuse	57 91							
119	A Virginia Tech	55 60	119	H Virginia Tech	46 66							
147	H North Carolina	72 68	48	A Duke	52 67							
255	H Clemson	65 48	46	A North Carolina St.	52 63							
14	A Louisville	59 74	127	H Pittsburgh	55 58							
113	A Boston College	61 50	12	A Florida St.	48 70							

Non-Div I Games:

Virginia

■ Loss, 
■ Non-Conf, S Site, 
■ Home 
■ Away 
N Neutral

## Virginia Tech

Through Games Of March 3, 2016

Average RPI Win:	193	WON-LOST	WINNING	LAST 10	STRENGTH OF	OPP. STRENGTH	TEAM	ADJ.	CONF.	ADJ CONF.
Average RPI Loss:	58	RECORD	PCT. RANK	GAMES	SCHEDULE	OF SCHEDULE	RPI	RPI	RPI	RPI
DIV. I ONLY	17- 13	139	3- 7	99	62	119	119	4	4	
DIV. I NON-CONF.	12- 1	9	0- 0	283	184	71	71	5	5	
TOTALS	RPI 1-25	RPI 26-50	W-L RECORDS	RPI 51-100	RPI 101-150	RPI 150+				
17- 13	0- 4	1- 4	OVERALL	0- 2	5- 3	11- 0				
13- 5	0- 0	0- 3	HOME	0- 1	2- 1	11- 0				
4- 7	0- 4	1- 1	AWAY	0- 1	3- 1	0- 0				
0- 1	0- 0	0- 0	NEUTRAL	0- 0	0- 1	0- 0				
12- 1	0- 0	1- 0	NON-CONFERENCE	0- 1	1- 0	10- 0				
10- 0	0- 0	0- 0	HOME	0- 0	0- 0	10- 0				
2- 1	0- 0	1- 0	AWAY	0- 1	1- 0	0- 0				
0- 0	0- 0	0- 0	NEUTRAL	0- 0	0- 0	0- 0				
5- 12	0- 4	0- 4	CONFERENCE	0- 1	4- 3	1- 0				
3- 5	0- 0	0- 3	HOME	0- 1	2- 1	1- 0				
2- 6	0- 4	0- 1	AWAY	0- 0	2- 1	0- 0				
0- 1	0- 0	0- 0	NEUTRAL	0- 0	0- 1	0- 0				

RPI 1-25				RPI 26-50				RPI 51-100				RPI 101+ Team's RPI: 119			
RPI	S	Opponent	Score	RPI	S	Opponent	Score	RPI	S	Opponent	Score	RPI	S	Opponent	Score
1	A	Notre Dame	41 80	26	A	Tennessee	57 43	67	H	Georgia Tech	34 51	103	A	Virginia	66 46
12	A	Florida St.	50 68	31	A	Miami (FL)	56 67	95	A	Georgetown	56 73	103	H	Virginia	60 55
14	A	Louisville	45 56	31	H	Miami (FL)	45 57					113	H	Boston College	58 33
16	A	Syracuse	39 60	46	H	North Carolina St.	61 72					113	N	Boston College	37 49
				48	H	Duke	62 66					127	H	Pittsburgh	48 59
												128	A	Penn St.	64 59
												137	A	Wake Forest	54 48
												147	A	North Carolina	67 71
												170	H	George Mason	80 63
												190	H	Radford	47 40
												209	H	Furman	59 30
												226	H	Presbyterian	58 44
												231	H	Col. of Charleston	81 47
												244	H	Coppin St.	72 39
												254	H	Morgan St.	73 33
												255	H	Clemson	79 49
												262	H	Providence	62 46
												305	H	Wofford	73 42
												318	H	Mt. St. Mary's	59 42
LAST 12 Division I GAMES:															
113	N	Boston College	37 49	147	A	North Carolina	67 71								
103	H	Virginia	60 55	103	A	Virginia	66 46								
137	A	Wake Forest	54 48	67	H	Georgia Tech	34 51								
31	A	Miami (FL)	56 67	12	A	Florida St.	50 68								
48	H	Duke	62 66	31	H	Miami (FL)	45 57								
127	H	Pittsburgh	48 59	1	A	Notre Dame	41 80								

Non-Div I Games:

Virginia Tech

■ Loss, 
 ■ Non-Conf, 
 ■ S Site, 
 ■ H Home 
 ■ A Away 
 N Neutral

W  
a  
g  
n  
e  
rW  
a  
g  
n  
e  
r

Wagner

Page 342

W  
a  
g  
n  
e  
r

RPI S      Opponent      Wagner      Score

Through Games Of March 3, 2016

RPI	S	Opponent	Score
345	H	NJIT	76 53

W  
a  
g  
n  
e  
r

Wagner

## Wake Forest

Through Games Of March 3, 2016

Average RPI Win:	184	WON-LOST	WINNING	LAST 10	STRENGTH OF	OPP. STRENGTH	TEAM	ADJ.	CONF.	ADJ CONF.
Average RPI Loss:	70	RECORD	PCT. RANK	GAMES	SCHEDULE	OF SCHEDULE	RPI	RPI	RPI	RPI
DIV. I ONLY	16- 15	163	5- 5	133	30	137	137	4	4	
DIV. I NON-CONF.	9- 4	95	0- 0	318	100	188	188	5	5	
TOTALS	RPI 1-25	RPI 26-50	W-L RECORDS	RPI 51-100	RPI 101-150	RPI 150+				
16- 15	0- 4	2- 4	OVERALL	0- 3	5- 2	9- 2				
9- 7	0- 3	2- 0	HOME	0- 1	3- 2	4- 1				
5- 6	0- 1	0- 4	AWAY	0- 1	2- 0	3- 0				
2- 2	0- 0	0- 0	NEUTRAL	0- 1	0- 0	2- 1				
9- 4	0- 0	0- 1	NON-CONFERENCE	0- 1	2- 0	7- 2				
6- 2	0- 0	0- 0	HOME	0- 1	2- 0	4- 1				
2- 1	0- 0	0- 1	AWAY	0- 0	0- 0	2- 0				
1- 1	0- 0	0- 0	NEUTRAL	0- 0	0- 0	1- 1				
7- 11	0- 4	2- 3	CONFERENCE	0- 2	3- 2	2- 0				
3- 5	0- 3	2- 0	HOME	0- 0	1- 2	0- 0				
3- 5	0- 1	0- 3	AWAY	0- 1	2- 0	1- 0				
1- 1	0- 0	0- 0	NEUTRAL	0- 1	0- 0	1- 0				

RPI 1-25				RPI 26-50				RPI 51-100				RPI 101+ Team's RPI: 137			
RPI	S	Opponent	Score	RPI	S	Opponent	Score	RPI	S	Opponent	Score	RPI	S	Opponent	Score
1	H	Notre Dame	52 86	31	A	Miami (FL)	60 71	67	A	Georgia Tech	51 66	103	H	Virginia	50 52
12	H	Florida St.	55 96	45	A	Missouri	81 94	67	N	Georgia Tech	65 67	113	A	Boston College	65 59
14	A	Louisville	54 78	46	A	North Carolina St.	47 64	88	H	Belmont	64 78	117	H	LSU	60 57
16	H	Syracuse	65 91	46	H	North Carolina St.	63 58					119	H	Virginia Tech	48 54
				48	A	Duke	68 95					127	A	Pittsburgh	60 49
				48	H	Duke	64 58					145	H	Jacksonville	57 51
												147	H	North Carolina	75 63
												166	H	ETSU	69 52
												181	H	Davidson	77 58
												186	H	Wisconsin	51 64
												194	H	Richmond	43 33
												201	N	Hampton	42 47
												255	A	Clemson	55 45
												255	N	Clemson	73 58
												274	A	American	71 70
												279	H	La Salle	61 53
												283	N	Coastal Caro.	81 52
												310	A	FIU	57 53
LAST 12 Division I GAMES:															
		67	N	Georgia Tech	65	67		255	A	Clemson	55	45			
		255	N	Clemson	73	58		46	H	North Carolina St.	63	58			
		67	A	Georgia Tech	51	66		127	A	Pittsburgh	60	49			
		119	H	Virginia Tech	48	54		14	A	Louisville	54	78			
		1	H	Notre Dame	52	86		12	H	Florida St.	55	96			
		48	H	Duke	64	58		113	A	Boston College	65	59			

Non-Div I Games:

Wake Forest

■ Loss, 
■ Non-Conf, 
■ S Site, 
■ H Home 
■ A Away 
N Neutral



Average RPI Win:	131	WON-LOST	WINNING	LAST 10	STRENGTH OF	OPP. STRENGTH	TEAM	ADJ.	CONF.	ADJ CONF.
Average RPI Loss:	28	RECORD	PCT. RANK	GAMES	SCHEDULE	OF SCHEDULE	RPI	RPI	RPI	RPI
DIV. I ONLY	21- 9	67	6- 4	47	11	38	38	1	1	
DIV. I NON-CONF.	9- 2	37	0- 0	49	98	38	38	1	1	
TOTALS	RPI 1-25	RPI 26-50	W-L RECORDS	RPI 51-100	RPI 101-150	RPI 150+				
21- 9	1- 6	0- 1	OVERALL	9- 2	4- 0	7- 0				
12- 4	1- 2	0- 1	HOME	5- 1	1- 0	5- 0				
7- 4	0- 3	0- 0	AWAY	4- 1	2- 0	1- 0				
2- 1	0- 1	0- 0	NEUTRAL	0- 0	1- 0	1- 0				
9- 2	0- 1	0- 1	NON-CONFERENCE	3- 0	2- 0	4- 0				
6- 1	0- 0	0- 1	HOME	2- 0	0- 0	4- 0				
2- 0	0- 0	0- 0	AWAY	1- 0	1- 0	0- 0				
1- 1	0- 1	0- 0	NEUTRAL	0- 0	1- 0	0- 0				
12- 7	1- 5	0- 0	CONFERENCE	6- 2	2- 0	3- 0				
6- 3	1- 2	0- 0	HOME	3- 1	1- 0	1- 0				
5- 4	0- 3	0- 0	AWAY	3- 1	1- 0	1- 0				
1- 0	0- 0	0- 0	NEUTRAL	0- 0	0- 0	1- 0				

RPI 1-25				RPI 26-50				Team's RPI: 38	RPI 51-100				RPI 101+			
RPI	S	Opponent	Score	RPI	S	Opponent	Score		RPI	S	Opponent	Score	RPI	S	Opponent	Score
7	A	Stanford	53 69	29	H	Oklahoma	68 71		54	H	UC Riverside	78 43	118	A	Arizona	74 52
8	A	Arizona St.	57 77						55	A	Southern California	61 53	118	H	Arizona	63 47
8	H	Arizona St.	61 68						55	H	Southern California	69 60	123	A	Fresno St.	89 79
9	H	Oregon St.	53 61						59	A	South Dakota	77 64	146	N	Texas Tech	77 73
10	A	UCLA	59 63						64	H	Santa Clara	100 55	193	A	Colorado	76 74
10	H	UCLA	64 56						81	H	Oregon	63 75	193	H	Colorado	68 47
16	N	Syracuse	62 66						85	A	Utah	83 88	193	N	Colorado	67 51
									85	H	Utah	73 60	198	H	Weber St.	69 56
									89	A	California	75 65	250	H	San Diego St.	80 51
									94	A	Washington St.	79 64	265	H	Seattle	96 55
									94	H	Washington St.	69 63	287	H	Portland	83 65
LAST 12 Division I GAMES:																
193	N	Colorado	67 51	55	A	Southern California	61 53									
193	H	Colorado	68 47	81	H	Oregon	63 75									
85	H	Utah	73 60	9	H	Oregon St.	53 61									
8	A	Arizona St.	57 77	89	A	California	75 65									
118	A	Arizona	74 52	7	A	Stanford	53 69									
10	A	UCLA	59 63	94	H	Washington St.	69 63									

Non-Div I Games:

Washington

■ Loss, 
 ■ Non-Conf, 
 ■ S Site, 
 ■ Home 
 ■ A Away 
 N Neutral

Average RPI Win:	169	WON-LOST	WINNING	LAST 10	STRENGTH OF	OPP. STRENGTH	TEAM	ADJ.	CONF.	ADJ CONF.
Average RPI Loss:	41	RECORD	PCT. RANK	GAMES	SCHEDULE	OF SCHEDULE	RPI	RPI	RPI	RPI
DIV. I ONLY	14- 16	188	2- 8	51	12	94	94	1	1	
DIV. I NON-CONF.	9- 2	37	0- 0	123	114	29	29	1	1	
TOTALS	RPI 1-25	RPI 26-50	W-L RECORDS	RPI 51-100	RPI 101-150	RPI 150+				
14- 16	0- 7	0- 2	OVERALL	2- 7	4- 0	8- 0				
7- 6	0- 3	0- 1	HOME	1- 2	2- 0	4- 0				
6- 9	0- 4	0- 1	AWAY	1- 4	2- 0	3- 0				
1- 1	0- 0	0- 0	NEUTRAL	0- 1	0- 0	1- 0				
9- 2	0- 1	0- 0	NON-CONFERENCE	1- 1	2- 0	6- 0				
4- 0	0- 0	0- 0	HOME	0- 0	1- 0	3- 0				
4- 2	0- 1	0- 0	AWAY	1- 1	1- 0	2- 0				
1- 0	0- 0	0- 0	NEUTRAL	0- 0	0- 0	1- 0				
5- 14	0- 6	0- 2	CONFERENCE	1- 6	2- 0	2- 0				
3- 6	0- 3	0- 1	HOME	1- 2	1- 0	1- 0				
2- 7	0- 3	0- 1	AWAY	0- 3	1- 0	1- 0				
0- 1	0- 0	0- 0	NEUTRAL	0- 1	0- 0	0- 0				

RPI	S	Opponent	Score	RPI	S	Opponent	Score	RPI	S	Opponent	Score	RPI	S	Opponent	Score
7	A	Stanford	52 69	38	A	Washington	63 69	51	A	St. Mary's (CA)	71 75	108	H	Gonzaga	55 48
8	A	Arizona St.	39 61	38	H	Washington	64 79	55	A	Southern California	62 64	118	A	Arizona	62 61
8	H	Arizona St.	45 63					55	H	Southern California	73 61	118	H	Arizona	67 46
9	H	Oregon St.	45 54					55	N	Southern California	73 77	125	A	Hawaii	62 52
10	A	UCLA	61 73					81	H	Oregon	48 73	152	A	Boise St.	57 52
10	H	UCLA	73 75					83	A	San Diego	78 72	189	H	San Jose St.	95 80
23	A	Oklahoma St.	60 70					85	A	Utah	71 73	193	A	Colorado	74 66
								85	H	Utah	69 75	193	H	Colorado	83 70
								89	A	California	71 74	201	H	Hampton	68 61
												238	A	Kansas	66 53
												267	H	UC Santa Barbara	61 44
												321	N	Nevada	70 57
LAST 12 Division I GAMES:															
55	N	Southern California	73 77	10	A	UCLA	61 73								
85	H	Utah	69 75	9	H	Oregon St.	45 54								
193	H	Colorado	83 70	81	H	Oregon	48 73								
118	A	Arizona	62 61	7	A	Stanford	52 69								
8	A	Arizona St.	39 61	89	A	California	71 74								
55	A	Southern California	62 64	38	A	Washington	63 69								

Non-Div I Games:

Washington St.

■ Loss, 
 ■ Non-Conf, 
 ■ S Site, 
 ■ H Home 
 ■ A Away 
 N Neutral

Average RPI Win:	259	WON-LOST	WINNING	LAST 10	STRENGTH OF	OPP. STRENGTH	TEAM	ADJ.	CONF.	ADJ CONF.
Average RPI Loss:	140	RECORD	PCT. RANK	GAMES	SCHEDULE	OF SCHEDULE	RPI	RPI	RPI	RPI
DIV. I ONLY	16- 10	107	5- 5	337	166	198	198	20	20	
DIV. I NON-CONF.	6- 3	99	0- 0	311	149	166	166	24	24	
TOTALS	RPI 1-25	RPI 26-50	W-L RECORDS	RPI 51-100	RPI 101-150	RPI 150+				
16- 10	0- 1	0- 1	OVERALL	0- 0	1- 3	15- 5				
6- 5	0- 1	0- 0	HOME	0- 0	0- 2	6- 2				
9- 5	0- 0	0- 1	AWAY	0- 0	1- 1	8- 3				
1- 0	0- 0	0- 0	NEUTRAL	0- 0	0- 0	1- 0				
6- 3	0- 1	0- 1	NON-CONFERENCE	0- 0	0- 0	6- 1				
1- 2	0- 1	0- 0	HOME	0- 0	0- 0	1- 1				
4- 1	0- 0	0- 1	AWAY	0- 0	0- 0	4- 0				
1- 0	0- 0	0- 0	NEUTRAL	0- 0	0- 0	1- 0				
10- 7	0- 0	0- 0	CONFERENCE	0- 0	1- 3	9- 4				
5- 3	0- 0	0- 0	HOME	0- 0	0- 2	5- 1				
5- 4	0- 0	0- 0	AWAY	0- 0	1- 1	4- 3				
0- 0	0- 0	0- 0	NEUTRAL	0- 0	0- 0	0- 0				

RPI 1-25				RPI 26-50				RPI 51-100				RPI 101+ Team's RPI: 198			
RPI	S	Opponent	Score	RPI	S	Opponent	Score	RPI	S	Opponent	Score	RPI	S	Opponent	Score
15	H	BYU	51 68	38	A	Washington	56 69					105	A	North Dakota	62 56
												105	H	North Dakota	78 85
												132	H	Idaho	70 77
												149	A	Montana St.	71 92
												168	A	Northern Colo.	63 65
												168	H	Northern Colo.	82 79
												169	A	Sacramento St.	64 87
												169	H	Sacramento St.	77 66
												177	A	Montana	75 84
												202	N	SFA	56 46
												207	H	Utah Valley	61 56
												212	A	Idaho St.	61 46
												212	H	Idaho St.	57 58
												231	H	Col. of Charleston	42 50
												240	A	North Texas	45 38
												287	A	Portland	57 55
												304	A	Denver	61 49
												306	A	Northern Ariz.	76 56
												306	H	Northern Ariz.	95 88
												314	A	Portland St.	75 58
												314	H	Portland St.	102 73
												333	A	Southern Utah	69 51
												333	H	Southern Utah	75 56
												342	A	Cal St. Fullerton	60 40
LAST 12 Division I GAMES:															
132	H	Idaho	70 77	169	A	Sacramento St.	64 87								
177	A	Montana	75 84	105	H	North Dakota	78 85								
149	A	Montana St.	71 92	168	H	Northern Colo.	82 79								
306	H	Northern Ariz.	95 88	333	A	Southern Utah	69 51								
333	H	Southern Utah	75 56	306	A	Northern Ariz.	76 56								
314	A	Portland St.	75 58	212	H	Idaho St.	57 58								

Non-Div I Games: Westminster (UT) 79 46 Bethesda (CA) 86 60

Weber St.

Loss, Non-Conf, S Site, H Home A Away N Neutral

## West Virginia

Through Games Of March 3, 2016

Average RPI Win:	153	WON-LOST	WINNING	LAST 10	STRENGTH OF	OPP. STRENGTH	TEAM	ADJ.	CONF.	ADJ CONF.
Average RPI Loss:	29	RECORD	PCT. RANK	GAMES	SCHEDULE	OF SCHEDULE	RPI	RPI	RPI	RPI
DIV. I ONLY	23- 8	56	7- 3	49	42	24	24	3	3	
DIV. I NON-CONF.	11- 2	28	0- 0	175	209	58	58	3	3	
TOTALS	RPI 1-25	RPI 26-50	W-L RECORDS	RPI 51-100	RPI 101-150	RPI 150+				
23- 8	1- 5	5- 1	OVERALL	3- 1	5- 1	9- 0				
13- 2	1- 2	2- 0	HOME	2- 0	2- 0	6- 0				
5- 5	0- 3	1- 1	AWAY	1- 0	2- 1	1- 0				
5- 1	0- 0	2- 0	NEUTRAL	0- 1	1- 0	2- 0				
11- 2	0- 0	2- 0	NON-CONFERENCE	1- 1	1- 1	7- 0				
6- 0	0- 0	0- 0	HOME	1- 0	0- 0	5- 0				
0- 1	0- 0	0- 0	AWAY	0- 0	0- 1	0- 0				
5- 1	0- 0	2- 0	NEUTRAL	0- 1	1- 0	2- 0				
12- 6	1- 5	3- 1	CONFERENCE	2- 0	4- 0	2- 0				
7- 2	1- 2	2- 0	HOME	1- 0	2- 0	1- 0				
5- 4	0- 3	1- 1	AWAY	1- 0	2- 0	1- 0				
0- 0	0- 0	0- 0	NEUTRAL	0- 0	0- 0	0- 0				

RPI	S	Opponent	Score	RPI	S	Opponent	Score	RPI	S	Opponent	Score	RPI	S	Opponent	Score
2	A	Baylor	64 69	29	A	Oklahoma	54 57	55	N	Southern California	67 78	108	A	Gonzaga	57 62
2	H	Baylor	61 71	29	H	Oklahoma	63 55	86	H	Elon	67 57	116	A	Iowa St.	82 57
6	A	Texas	50 73	36	N	James Madison	69 62	90	A	TCU	97 84	116	H	Iowa St.	57 47
6	H	Texas	54 65	41	N	Indiana	75 64	90	H	TCU	83 72	140	N	Marshall	66 60
23	A	Oklahoma St.	51 63	44	A	Kansas St.	72 53					146	A	Texas Tech	69 42
23	H	Oklahoma St.	82 48	44	H	Kansas St.	64 44					146	H	Texas Tech	79 57
LAST 12 Division I GAMES:															
116	A	Iowa St.	82 57	116	H	Iowa St.	57 47								
23	H	Oklahoma St.	82 48	44	H	Kansas St.	64 44								
90	H	TCU	83 72	146	A	Texas Tech	69 42								
6	A	Texas	50 73	2	H	Baylor	61 71								
29	H	Oklahoma	63 55	29	A	Oklahoma	54 57								
23	A	Oklahoma St.	51 63	90	A	TCU	97 84								

Non-Div I Games:

West Virginia

■ Loss, 
 ■ Non-Conf, 
 ■ S Site, 
 ■ H Home 
 ■ A Away 
 N Neutral

Average RPI Win:	304	WON-LOST	WINNING	LAST 10	STRENGTH OF	OPP. STRENGTH	TEAM	ADJ.	CONF.	ADJ CONF.
Average RPI Loss:	161	RECORD	PCT. RANK	GAMES	SCHEDULE	OF SCHEDULE	RPI	RPI	RPI	RPI
DIV. I ONLY	4- 22	324	3- 7	137	276	299	299	17	17	
DIV. I NON-CONF.	1- 10	330	0- 0	134	345	303	303	15	15	
TOTALS	RPI 1-25	RPI 26-50	W-L RECORDS	RPI 51-100	RPI 101-150	RPI 150+				
4- 22	0- 0	0- 5	OVERALL	0- 0	0- 5	4- 12				
2- 7	0- 0	0- 1	HOME	0- 0	0- 3	2- 3				
1- 14	0- 0	0- 3	AWAY	0- 0	0- 2	1- 9				
1- 1	0- 0	0- 1	NEUTRAL	0- 0	0- 0	1- 0				
1- 10	0- 0	0- 2	NON-CONFERENCE	0- 0	0- 1	1- 7				
0- 2	0- 0	0- 0	HOME	0- 0	0- 1	0- 1				
0- 8	0- 0	0- 2	AWAY	0- 0	0- 0	0- 6				
1- 0	0- 0	0- 0	NEUTRAL	0- 0	0- 0	1- 0				
3- 12	0- 0	0- 3	CONFERENCE	0- 0	0- 4	3- 5				
2- 5	0- 0	0- 1	HOME	0- 0	0- 2	2- 2				
1- 6	0- 0	0- 1	AWAY	0- 0	0- 2	1- 3				
0- 1	0- 0	0- 1	NEUTRAL	0- 0	0- 0	0- 0				

RPI 1-25				RPI 26-50				RPI 51-100				RPI 101+				Team's RPI: 299	
RPI	S	Opponent	Score	RPI	S	Opponent	Score	RPI	S	Opponent	Score	RPI	S	Opponent	Score		
				46	A	North Carolina St.	55 86					109	A	Samford	52 57		
				48	A	Duke	47 84					109	H	Samford	42 59		
				49	A	Chattanooga	59 77					114	A	Mercer	42 63		
				49	H	Chattanooga	51 65					114	H	Mercer	88 92		
				49	N	Chattanooga	56 74					136	H	UNC Asheville	45 67		
												166	A	ETSU	62 74		
												166	H	ETSU	43 45		
												181	A	Davidson	51 64		
												183	A	Eastern Ky.	62 91		
												205	A	USC Upstate	59 68		
												209	A	Furman	56 71		
												209	H	Furman	76 83		
												246	H	Bethune-Cookman	59 66		
												264	A	Campbell	66 73		
												286	A	Kennesaw St.	53 65		
												293	A	Charleston So.	59 80		
												296	N	Florida A&M	69 53		
												305	A	Wofford	71 72		
												305	H	Wofford	74 72		
												308	A	UNCG	84 80		
												308	H	UNCG	84 72		
LAST 12 Division I GAMES:																	
				49	N	Chattanooga	56 74	109	A	Samford	52 57						
				308	A	UNCG	84 80	114	A	Mercer	42 63						
				209	A	Furman	56 71	308	H	UNCG	84 72						
				305	A	Wofford	71 72	305	H	Wofford	74 72						
				49	H	Chattanooga	51 65	209	H	Furman	76 83						
				166	H	ETSU	43 45	166	A	ETSU	62 74						

Non-Div I Games: Anderson (SC) 72 55 Brevard 68 60 Warren Wilson 106 52

Western Caro.

Loss, Non-Conf, S Site, H Home A Away N Neutral

Average RPI Win:	283	WON-LOST	WINNING	LAST 10	STRENGTH OF	OPP. STRENGTH	TEAM	ADJ.	CONF.	ADJ CONF.
Average RPI Loss:	131	RECORD	PCT. RANK	GAMES	SCHEDULE	OF SCHEDULE	RPI	RPI	RPI	RPI
DIV. I ONLY	13- 14	179	4- 6	280	216	223	223	18	18	
DIV. I NON-CONF.	5- 6	180	0- 0	302	256	244	244	19	19	
TOTALS	RPI 1-25	RPI 26-50	W-L RECORDS	RPI 51-100	RPI 101-150	RPI 150+				
13- 14	0- 0	0- 1	OVERALL	0- 5	2- 4	11- 4				
7- 5	0- 0	0- 0	HOME	0- 2	2- 1	5- 2				
5- 8	0- 0	0- 1	AWAY	0- 3	0- 3	5- 1				
1- 1	0- 0	0- 0	NEUTRAL	0- 0	0- 0	1- 1				
5- 6	0- 0	0- 1	NON-CONFERENCE	0- 1	1- 1	4- 3				
2- 2	0- 0	0- 0	HOME	0- 0	1- 0	1- 2				
2- 3	0- 0	0- 1	AWAY	0- 1	0- 1	2- 0				
1- 1	0- 0	0- 0	NEUTRAL	0- 0	0- 0	1- 1				
8- 8	0- 0	0- 0	CONFERENCE	0- 4	1- 3	7- 1				
5- 3	0- 0	0- 0	HOME	0- 2	1- 1	4- 0				
3- 5	0- 0	0- 0	AWAY	0- 2	0- 2	3- 1				
0- 0	0- 0	0- 0	NEUTRAL	0- 0	0- 0	0- 0				

RPI 1-25				RPI 26-50				RPI 51-100				RPI 101+				Team's RPI: 223	
RPI	S	Opponent	Score	RPI	S	Opponent	Score	RPI	S	Opponent	Score	RPI	S	Opponent	Score		
				44	A	Kansas St.	45 84	57	A	Iowa	81 96	105	A	North Dakota	67 78		
								59	A	South Dakota	50 86	115	A	IUPUI	87 96		
								59	H	South Dakota	77 102	115	H	IUPUI	60 68		
								60	A	South Dakota St.	63 85	143	H	SIUE	78 74		
								60	H	South Dakota St.	65 66	144	A	Oral Roberts	55 79		
												144	H	Oral Roberts	72 61		
												227	H	Ill.-Chicago	70 78		
												235	H	Southeast Mo. St.	84 89		
												246	N	Bethune-Cookman	75 59		
												261	A	Omaha	66 79		
												261	H	Omaha	74 55		
												289	N	Towson	77 83		
												304	A	Denver	80 69		
												304	H	Denver	63 60		
												313	A	Illinois St.	79 64		
												316	A	IPFW	78 74		
												316	H	IPFW	88 87		
												326	A	North Dakota St.	94 82		
												326	H	North Dakota St.	100 89		
												338	A	Eastern Ill.	92 69		
												341	H	Chicago St.	88 50		
LAST 12 Division I GAMES:																	
				60	H	South Dakota St.	65 66	316	H	IPFW	88 87						
				326	H	North Dakota St.	100 89	261	H	Omaha	74 55						
				144	A	Oral Roberts	55 79	59	H	South Dakota	77 102						
				59	A	South Dakota	50 86	60	A	South Dakota St.	63 85						
				304	A	Denver	80 69	326	A	North Dakota St.	94 82						
				115	A	IUPUI	87 96	304	H	Denver	63 60						

Non-Div I Games: Ashford 86 58 Central Methodist 108 46

Western Ill.

Average RPI Win:	173	WON-LOST	WINNING	LAST 10	STRENGTH OF	OPP. STRENGTH	TEAM	ADJ.	CONF.	ADJ CONF.
Average RPI Loss:	81	RECORD	PCT. RANK	GAMES	SCHEDULE	OF SCHEDULE	RPI	RPI	RPI	RPI
DIV. I ONLY	22- 5	26	7- 3	121	104	39	39	12	12	
DIV. I NON-CONF.	8- 2	51	0- 0	198	104	55	55	11	11	
TOTALS	RPI 1-25	RPI 26-50	W-L RECORDS	RPI 51-100	RPI 101-150	RPI 150+				
22- 5	1- 0	0- 1	OVERALL	3- 3	5- 0	13- 1				
12- 1	1- 0	0- 1	HOME	3- 0	2- 0	6- 0				
9- 4	0- 0	0- 0	AWAY	0- 3	3- 0	6- 1				
1- 0	0- 0	0- 0	NEUTRAL	0- 0	0- 0	1- 0				
8- 2	1- 0	0- 0	NON-CONFERENCE	1- 1	1- 0	5- 1				
4- 0	1- 0	0- 0	HOME	1- 0	0- 0	2- 0				
3- 2	0- 0	0- 0	AWAY	0- 1	1- 0	2- 1				
1- 0	0- 0	0- 0	NEUTRAL	0- 0	0- 0	1- 0				
14- 3	0- 0	0- 1	CONFERENCE	2- 2	4- 0	8- 0				
8- 1	0- 0	0- 1	HOME	2- 0	2- 0	4- 0				
6- 2	0- 0	0- 0	AWAY	0- 2	2- 0	4- 0				
0- 0	0- 0	0- 0	NEUTRAL	0- 0	0- 0	0- 0				

RPI 1-25				RPI 26-50				Team's RPI: 39		RPI 51-100				RPI 101+			
RPI	S	Opponent	Score	RPI	S	Opponent	Score		RPI	S	Opponent	Score	RPI	S	Opponent	Score	
14	H	Louisville	71 69	30	H	UTEP	78 85		62	A	Middle Tenn.	75 83	139	A	UT Arlington	73 64	
									62	H	Middle Tenn.	62 51	140	A	Marshall	80 76	
									65	A	Ball St.	60 74	140	H	Marshall	81 52	
									76	A	Charlotte	72 81	150	A	Old Dominion	85 74	
									76	H	Charlotte	77 66	150	H	Old Dominion	68 51	
									88	H	Belmont	80 65	153	A	UAB	63 49	
													153	H	UAB	64 55	
													163	A	Southern Miss.	54 53	
													170	N	George Mason	84 58	
													172	A	Ole Miss	53 59	
													178	A	Fla. Atlantic	81 62	
													183	H	Eastern Ky.	76 60	
													225	H	Rice	52 49	
													231	A	Col. of Charleston	78 44	
													240	H	North Texas	65 53	
													247	H	UTSA	72 65	
													268	H	Austin Peay	88 69	
													310	A	FIU	71 69	
													336	A	Lipscomb	64 56	
LAST 12 Division I GAMES:																	
163	A	Southern Miss.	54 53	30	H	UTEP	78 85		247	H	UTSA	72 65					
153	H	UAB	64 55	62	A	Middle Tenn.	75 83		153	A	UAB	63 49					
62	H	Middle Tenn.	62 51	76	A	Charlotte	72 81		76	H	Charlotte	77 66					
76	A	Charlotte	72 81	150	A	Old Dominion	85 74		150	H	Old Dominion	68 51					
150	A	Old Dominion	85 74	140	A	Marshall	80 76										
140	A	Marshall	80 76														

Non-Div I Games: Alas. Anchorage 62 58

Western Ky.

■ Loss, 
 ■ Non-Conf, 
 ■ S Site, 
 ■ Home 
 ■ A Away 
 N Neutral

Average RPI Win:	<b>243</b>	WON-LOST	WINNING	LAST 10	STRENGTH OF	OPP. STRENGTH	TEAM	ADJ.	CONF.	ADJ CONF.
Average RPI Loss:	<b>83</b>	RECORD	PCT. RANK	GAMES	SCHEDULE	OF SCHEDULE	RPI	RPI	RPI	RPI
DIV. I ONLY	<b>13- 14</b>	<b>179</b>	<b>3- 7</b>	<b>117</b>	<b>139</b>	<b>142</b>	<b>142</b>	<b>11</b>	<b>11</b>	
DIV. I NON-CONF.	<b>6- 4</b>	<b>125</b>	<b>0- 0</b>	<b>148</b>	<b>186</b>	<b>107</b>	<b>107</b>	<b>13</b>	<b>13</b>	
TOTALS	RPI 1-25	RPI 26-50	W-L RECORDS	RPI 51-100	RPI 101-150	RPI 150+				
13- 14	0- 1	0- 2	OVERALL	0- 9	3- 1	10- 1				
6- 5	0- 0	0- 0	HOME	0- 4	2- 0	4- 1				
6- 7	0- 1	0- 1	AWAY	0- 4	1- 1	5- 0				
1- 2	0- 0	0- 1	NEUTRAL	0- 1	0- 0	1- 0				
6- 4	0- 1	0- 1	NON-CONFERENCE	0- 1	1- 1	5- 0				
2- 0	0- 0	0- 0	HOME	0- 0	1- 0	1- 0				
3- 2	0- 1	0- 0	AWAY	0- 0	0- 1	3- 0				
1- 2	0- 0	0- 1	NEUTRAL	0- 1	0- 0	1- 0				
7- 10	0- 0	0- 1	CONFERENCE	0- 8	2- 0	5- 1				
4- 5	0- 0	0- 0	HOME	0- 4	1- 0	3- 1				
3- 5	0- 0	0- 1	AWAY	0- 4	1- 0	2- 0				
0- 0	0- 0	0- 0	NEUTRAL	0- 0	0- 0	0- 0				

RPI	S	Opponent	Score	RPI	S	Opponent	Score	RPI	S	Opponent	Score	RPI	S	Opponent	Score	Team's RPI: 142
22	A	Michigan St.	40 <b>78</b>	28	N	Mississippi St.	68 <b>90</b>	63	N	FGCU	42 <b>60</b>	112	A	Northwestern	62 <b>86</b>	
				43	A	Ohio	63 <b>73</b>	65	A	Ball St.	54 <b>60</b>	122	H	Akron	69 65	
								65	H	Ball St.	53 <b>77</b>	126	A	Buffalo	92 78	
								74	A	Central Mich.	51 <b>53</b>	148	H	Detroit	70 66	
								74	H	Central Mich.	61 <b>73</b>	172	A	Loyola Chicago	68 45	
								84	A	Eastern Mich.	66 <b>70</b>	187	N	Gardner-Webb	71 44	
								84	H	Eastern Mich.	52 <b>63</b>	249	H	Northern Ill.	70 <b>80</b>	
								98	A	Toledo	73 <b>80</b>	256	A	Bowling Green	65 49	
								98	H	Toledo	68 <b>80</b>	256	H	Bowling Green	74 45	
												285	H	Miami (OH)	80 66	
												302	A	Bradley	72 59	
												316	A	IPFW	70 48	
												322	A	Kent St.	65 53	
												322	H	Kent St.	73 52	
												341	H	Chicago St.	65 56	
LAST 12 Division I GAMES:																
84	H	Eastern Mich.	52 <b>63</b>	84	A	Eastern Mich.	66 <b>70</b>									
74	H	Central Mich.	61 <b>73</b>	98	H	Toledo	68 <b>80</b>									
249	H	Northern Ill.	70 <b>80</b>	322	A	Kent St.	65 53									
65	A	Ball St.	54 <b>60</b>	74	A	Central Mich.	51 <b>53</b>									
122	H	Akron	69 65	65	H	Ball St.	53 <b>77</b>									
256	A	Bowling Green	65 49	126	A	Buffalo	92 78									

Non-Div I Games: Ferris St. 73 41 Wis.-Parkside 56 49

Western Mich.

Loss, Non-Conf, S Site, H Home A Away N Neutral



Average RPI Win:	254	WON-LOST	WINNING	LAST 10	STRENGTH OF	OPP. STRENGTH	TEAM	ADJ.	CONF.	ADJ CONF.
Average RPI Loss:	166	RECORD	PCT. RANK	GAMES	SCHEDULE	OF SCHEDULE	RPI	RPI	RPI	RPI
DIV. I ONLY	7- 21	295	3- 6	213	221	298	298	21	21	
DIV. I NON-CONF.	3- 8	258	1- 0	159	224	262	262	17	17	
TOTALS	RPI 1-25	RPI 26-50	W-L RECORDS	RPI 51-100	RPI 101-150	RPI 150+				
7- 21	0- 0	0- 3	OVERALL	0- 4	1- 4	6- 10				
5- 9	0- 0	0- 2	HOME	0- 2	1- 1	4- 4				
2- 11	0- 0	0- 1	AWAY	0- 2	0- 3	2- 5				
0- 1	0- 0	0- 0	NEUTRAL	0- 0	0- 0	0- 1				
3- 8	0- 0	0- 3	NON-CONFERENCE	0- 0	0- 1	3- 4				
2- 4	0- 0	0- 2	HOME	0- 0	0- 0	2- 2				
1- 3	0- 0	0- 1	AWAY	0- 0	0- 1	1- 1				
0- 1	0- 0	0- 0	NEUTRAL	0- 0	0- 0	0- 1				
4- 13	0- 0	0- 0	CONFERENCE	0- 4	1- 3	3- 6				
3- 5	0- 0	0- 0	HOME	0- 2	1- 1	2- 2				
1- 8	0- 0	0- 0	AWAY	0- 2	0- 2	1- 4				
0- 0	0- 0	0- 0	NEUTRAL	0- 0	0- 0	0- 0				

RPI S	Opponent	Score	RPI S	Opponent	Score	RPI S	Opponent	Score	RPI S	Opponent	Score	Team's RPI: 298
26	H Tennessee	51 58	92	A Missouri St.	45 74	110	A Drake	59 81				
40	A Arkansas St.	40 67	92	H Missouri St.	57 77	110	H Drake	56 87				
45	H Missouri	37 57	96	A UNI	48 69	130	A Creighton	54 79				
			96	H UNI	44 55	134	A Southern Ill.	66 80				
						134	H Southern Ill.	57 48				
						172	A Loyola Chicago	55 60				
						172	H Loyola Chicago	65 62				
						182	H Eastern Wash.	62 67				
						194	N Richmond	50 63				
						214	A Indiana St.	33 59				
						215	H N.C. A&T	55 53				
						235	H Southeast Mo. St.	62 66				
						278	A Tennessee Tech	48 54				
						280	H Prairie View	64 36				
						302	A Bradley	44 50				
						302	H Bradley	50 55				
						310	A FIU	76 62				
						313	A Illinois St.	49 70				
						313	H Illinois St.	49 53				
						334	A Evansville	44 31				
						334	H Evansville	58 50				
LAST 12 Division I GAMES:												
310	A FIU	76 62	302	H Bradley	50 55							
313	H Illinois St.	49 53	96	A UNI	48 69							
92	A Missouri St.	45 74	110	A Drake	59 81							
134	A Southern Ill.	66 80	92	H Missouri St.	57 77							
334	A Evansville	44 31	334	H Evansville	58 50							
172	H Loyola Chicago	65 62	134	H Southern Ill.	57 48							

Non-Div I Games:

Wichita St.

■ Loss, 
 ■ Non-Conf, 
 ■ S Site, 
 ■ H Home 
 ■ A Away 
 N Neutral

William & Mary

Through Games Of March 3, 2016

Average RPI Win:	245	WON-LOST	WINNING	LAST 10	STRENGTH OF	OPP. STRENGTH	TEAM	ADJ.	CONF.	ADJ CONF.
Average RPI Loss:	126	RECORD	PCT. RANK	GAMES	SCHEDULE	OF SCHEDULE	RPI	RPI	RPI	RPI
DIV. I ONLY	15- 14	161	3- 7	277	155	200	200	13	13	
DIV. I NON-CONF.	9- 2	37	0- 0	337	307	137	137	10	10	
TOTALS	RPI 1-25	RPI 26-50	W-L RECORDS	RPI 51-100	RPI 101-150	RPI 150+				
15- 14	0- 0	1- 1	OVERALL	0- 7	1- 0	13- 6				
9- 5	0- 0	1- 0	HOME	0- 3	1- 0	7- 2				
6- 9	0- 0	0- 0	AWAY	0- 0	0- 0	6- 2				
0- 0	0- 0	0- 0	NEUTRAL	0- 0	0- 0	0- 0				
9- 2	0- 0	0- 0	NON-CONFERENCE	0- 1	1- 0	8- 1				
5- 0	0- 0	0- 0	HOME	0- 0	1- 0	4- 0				
4- 2	0- 0	0- 0	AWAY	0- 1	0- 0	4- 1				
0- 0	0- 0	0- 0	NEUTRAL	0- 0	0- 0	0- 0				
6- 12	0- 0	1- 1	CONFERENCE	0- 6	0- 0	5- 5				
4- 5	0- 0	1- 0	HOME	0- 3	0- 0	3- 2				
2- 7	0- 0	0- 1	AWAY	0- 3	0- 0	2- 3				
0- 0	0- 0	0- 0	NEUTRAL	0- 0	0- 0	0- 0				

RPI S	Opponent	Score	RPI S	Opponent	Score	RPI S	Opponent	Score	RPI S	Opponent	Score	Team's RPI: 200
36	A James Madison	63 83	36	H James Madison	65 59	68	A Hofstra	45 75	150	H Old Dominion	75 64	
						68	H Hofstra	53 61	161	A Northeastern	68 69	
						75	A VCU	47 73	161	H Northeastern	69 62	
						78	A Drexel	53 69	165	A Delaware	63 67	
						78	H Drexel	50 67	165	H Delaware	53 69	
						86	A Elon	51 73	191	H Grambling	74 55	
						86	H Elon	64 74	194	A Richmond	50 56	
									231	A Col. of Charleston	66 40	
									231	H Col. of Charleston	51 55	
									234	A Loyola Maryland	62 61	
									255	A Clemson	58 41	
									270	A UNCW	44 59	
									270	H UNCW	77 65	
									274	H American	62 51	
									289	A Towson	73 54	
									289	H Towson	78 65	
									305	H Wofford	75 55	
									318	A Mt. St. Mary's	76 74	
									323	A Delaware St.	65 59	
									347	H Norfolk St.	67 47	
LAST 12 Division I GAMES:												
86	H Elon	64 74	68	H Hofstra	53 61							
78	A Drexel	53 69	270	A UNCW	44 59							
289	H Towson	78 65	86	A Elon	51 73							
231	A Col. of Charleston	66 40	161	H Northeastern	69 62							
36	A James Madison	63 83	231	H Col. of Charleston	51 55							
165	H Delaware	53 69	165	A Delaware	63 67							

Non-Div I Games:

William & Mary

Loss, Non-Conf, S Site, H Home A Away N Neutral

## Winthrop

Through Games Of March 3, 2016

Average RPI Win:	271	WON-LOST	WINNING	LAST 10	STRENGTH OF	OPP. STRENGTH	TEAM	ADJ.	CONF.	ADJ CONF.
Average RPI Loss:	178	RECORD	PCT. RANK	GAMES	SCHEDULE	OF SCHEDULE	RPI	RPI	RPI	RPI
DIV. I ONLY	4- 24	329	1- 9	163	267	324	324	27	27	
DIV. I NON-CONF.	1- 8	320	0- 0	53	70	245	245	29	29	
TOTALS	RPI 1-25	RPI 26-50	W-L RECORDS	RPI 51-100	RPI 101-150	RPI 150+				
4- 24	0- 1	0- 3	OVERALL	0- 1	0- 5	4- 14				
4- 7	0- 0	0- 0	HOME	0- 0	0- 2	4- 5				
0- 16	0- 1	0- 2	AWAY	0- 1	0- 3	0- 9				
0- 1	0- 0	0- 1	NEUTRAL	0- 0	0- 0	0- 0				
1- 8	0- 1	0- 3	NON-CONFERENCE	0- 1	0- 1	1- 2				
1- 0	0- 0	0- 0	HOME	0- 0	0- 0	1- 0				
0- 7	0- 1	0- 2	AWAY	0- 1	0- 1	0- 2				
0- 1	0- 0	0- 1	NEUTRAL	0- 0	0- 0	0- 0				
3- 16	0- 0	0- 0	CONFERENCE	0- 0	0- 4	3- 12				
3- 7	0- 0	0- 0	HOME	0- 0	0- 2	3- 5				
0- 9	0- 0	0- 0	AWAY	0- 0	0- 2	0- 7				
0- 0	0- 0	0- 0	NEUTRAL	0- 0	0- 0	0- 0				

RPI 1-25				RPI 26-50				RPI 51-100				RPI 101+ Team's RPI: 324			
RPI	S	Opponent	Score	RPI	S	Opponent	Score	RPI	S	Opponent	Score	RPI	S	Opponent	Score
4	A	South Carolina	37 86	29	A	Oklahoma	48 78	56	A	Auburn	33 76	121	A	Liberty	61 77
				43	N	Ohio	54 75					121	H	Liberty	42 59
				48	A	Duke	50 78					122	A	Akron	59 76
												136	A	UNC Asheville	55 63
												136	H	UNC Asheville	59 67
												187	A	Gardner-Webb	52 70
												187	H	Gardner-Webb	81 62
												190	A	Radford	44 66
												190	H	Radford	38 67
												209	A	Furman	52 71
												226	A	Presbyterian	44 77
												226	H	Presbyterian	48 59
												231	A	Col. of Charleston	63 77
												252	A	High Point	60 80
												252	H	High Point	67 74
												264	A	Campbell	56 69
												264	H	Campbell	50 49
												283	H	Coastal Caro.	52 43
												293	A	Charleston So.	51 54
												293	H	Charleston So.	50 58
												317	A	Longwood	60 67
												317	H	Longwood	60 63
												348	H	N.C. Central	62 39
LAST 12 Division I GAMES:															
121	H	Liberty	42 59	187	A	Gardner-Webb	52 70	136	H	UNC Asheville	59 67	293	H	Charleston So.	50 58
226	A	Presbyterian	44 77	264	H	Campbell	50 49	317	A	Longwood	60 67	264	H	Campbell	50 49
190	H	Radford	38 67	283	H	Coastal Caro.	52 43	252	H	High Point	67 74	252	A	High Point	60 80

Non-Div I Games:

Winthrop

■ Loss, 
 ■ Non-Conf, S Site, 
 ■ Home 
 ■ Away 
 N Neutral

Average RPI Win:	137	WON-LOST	WINNING	LAST 10	STRENGTH OF	OPP. STRENGTH	TEAM	ADJ.	CONF.	ADJ CONF.
Average RPI Loss:	76	RECORD	PCT. RANK	GAMES	SCHEDULE	OF SCHEDULE	RPI	RPI	RPI	RPI
DIV. I ONLY	7- 22	298	1- 9	22	27	186	186	5	5	
DIV. I NON-CONF.	4- 6	201	0- 0	81	79	161	161	4	4	
TOTALS	RPI 1-25	RPI 26-50	W-L RECORDS	RPI 51-100	RPI 101-150	RPI 150+				
7- 22	0- 7	1- 2	OVERALL	1- 7	2- 3	3- 3				
5- 9	0- 4	1- 0	HOME	1- 2	1- 2	2- 1				
1- 12	0- 3	0- 2	AWAY	0- 5	1- 0	0- 2				
1- 1	0- 0	0- 0	NEUTRAL	0- 0	0- 1	1- 0				
4- 6	0- 2	0- 0	NON-CONFERENCE	0- 2	1- 1	3- 1				
2- 3	0- 2	0- 0	HOME	0- 0	0- 1	2- 0				
1- 3	0- 0	0- 0	AWAY	0- 2	1- 0	0- 1				
1- 0	0- 0	0- 0	NEUTRAL	0- 0	0- 0	1- 0				
3- 16	0- 5	1- 2	CONFERENCE	1- 5	1- 2	0- 2				
3- 6	0- 2	1- 0	HOME	1- 2	1- 1	0- 1				
0- 9	0- 3	0- 2	AWAY	0- 3	0- 0	0- 1				
0- 1	0- 0	0- 0	NEUTRAL	0- 0	0- 1	0- 0				

RPI	S	Opponent	Score	RPI	S	Opponent	Score	RPI	S	Opponent	Score	RPI	S	Opponent	Score	Team's RPI: 186
5	A	Ohio St.	61 87	41	A	Indiana	57 67	57	H	Iowa	54 57	110	H	Drake	70 89	
11	A	Maryland	77 83	41	H	Indiana	73 69	61	A	Purdue	48 68	112	H	Northwestern	53 71	
11	H	Maryland	65 90	50	A	Rutgers	41 61	61	H	Purdue	64 57	112	N	Northwestern	72 76	
19	H	Green Bay	58 72					72	A	Michigan	65 82	128	H	Penn St.	82 62	
20	H	Florida	75 91					77	H	Minnesota	77 84	137	A	Wake Forest	64 51	
22	A	Michigan St.	67 77					79	A	Dayton	64 87	165	N	Delaware	54 52	
22	H	Michigan St.	54 77					93	A	Marquette	61 77	175	A	Illinois	65 71	
								97	A	Nebraska	62 75	175	H	Illinois	56 76	
												180	H	Louisiana Tech	79 65	
												249	H	Northern Ill.	89 62	
												250	A	San Diego St.	57 63	
LAST 12 Division I GAMES:																
112	N	Northwestern	72 76	72	A	Michigan	65 82									
61	A	Purdue	48 68	61	H	Purdue	64 57									
11	A	Maryland	77 83	5	A	Ohio St.	61 87									
112	H	Northwestern	53 71	22	H	Michigan St.	54 77									
175	H	Illinois	56 76	97	A	Nebraska	62 75									
41	A	Indiana	57 67	77	H	Minnesota	77 84									

Non-Div I Games:

Wisconsin

■ Loss, 
 ■ Non-Conf, 
 ■ S Site, 
 ■ H Home 
 ■ A Away 
 N Neutral

Wofford

Through Games Of March 3, 2016

Average RPI Win: <b>291</b>	WON-LOST	WINNING	LAST 10	STRENGTH OF	OPP. STRENGTH	TEAM	ADJ.	CONF.	ADJ CONF.
Average RPI Loss: <b>165</b>	RECORD	PCT. RANK	GAMES	SCHEDULE	OF SCHEDULE	RPI	RPI	RPI	RPI
DIV. I ONLY	7- 20	293	2- 8	226	286	305	305	17	17
DIV. I NON-CONF.	4- 8	234	0- 0	252	349	287	287	15	15
TOTALS	RPI 1-25	RPI 26-50	W-L RECORDS	RPI 51-100	RPI 101-150	RPI 150+			
7- 20	0- 0	0- 2	OVERALL	0- 1	0- 7	7- 10			
6- 6	0- 0	0- 1	HOME	0- 0	0- 3	6- 2			
1- 13	0- 0	0- 1	AWAY	0- 1	0- 3	1- 8			
0- 1	0- 0	0- 0	NEUTRAL	0- 0	0- 1	0- 0			
4- 8	0- 0	0- 0	NON-CONFERENCE	0- 1	0- 2	4- 5			
4- 1	0- 0	0- 0	HOME	0- 0	0- 1	4- 0			
0- 7	0- 0	0- 0	AWAY	0- 1	0- 1	0- 5			
0- 0	0- 0	0- 0	NEUTRAL	0- 0	0- 0	0- 0			
3- 12	0- 0	0- 2	CONFERENCE	0- 0	0- 5	3- 5			
2- 5	0- 0	0- 1	HOME	0- 0	0- 2	2- 2			
1- 6	0- 0	0- 1	AWAY	0- 0	0- 2	1- 3			
0- 1	0- 0	0- 0	NEUTRAL	0- 0	0- 1	0- 0			

RPI 1-25			RPI 26-50			RPI 51-100			RPI 101+			Team's RPI: 305	
RPI	S	Opponent	Score	RPI	S	Opponent	Score	RPI	S	Opponent	Score		
				49	A	Chattanooga	48 65	77	A	Minnesota	54 98		
				49	H	Chattanooga	40 53						
										109	A	Samford	48 50
										109	H	Samford	39 58
										109	N	Samford	43 63
										114	A	Mercer	32 80
										114	H	Mercer	61 70
										119	A	Virginia Tech	42 73
										136	H	UNC Asheville	63 70
										166	A	ETSU	69 70
										166	H	ETSU	54 70
										187	A	Gardner-Webb	61 64
										190	H	Radford	79 70
										200	A	William & Mary	55 75
										209	A	Furman	64 70
										209	H	Furman	61 70
										283	A	Coastal Caro.	69 83
										286	H	Kennesaw St.	70 59
										293	A	Charleston So.	64 74
										295	H	Jacksonville St.	66 54
										299	A	Western Caro.	72 74
										299	H	Western Caro.	72 71
										308	A	UNCG	58 56
										308	H	UNCG	104 64
										309	A	South Carolina St.	47 60
										348	H	N.C. Central	60 37
LAST 12 Division I GAMES:													
				109	N	Samford	43 63	49	A	Chattanooga	48 65		
				109	A	Samford	48 50	166	A	ETSU	69 70		
				114	A	Mercer	32 80	109	H	Samford	39 58		
				308	H	UNCG	104 64	114	H	Mercer	61 70		
				299	H	Western Caro.	72 71	299	A	Western Caro.	72 74		
				209	A	Furman	64 70	308	A	UNCG	58 56		

Non-Div I Games: Montreat 83 48 Bluefield Col. 69 58

Wofford

Loss, Non-Conf, S Site, H Home A Away N Neutral

Average RPI Win:	226	WON-LOST	WINNING	LAST 10	STRENGTH OF	OPP. STRENGTH	TEAM	ADJ.	CONF.	ADJ CONF.
Average RPI Loss:	80	RECORD	PCT. RANK	GAMES	SCHEDULE	OF SCHEDULE	RPI	RPI	RPI	RPI
DIV. I ONLY	19- 9	73	6- 4	186	124	106	106	14	14	
DIV. I NON-CONF.	8- 3	77	0- 0	280	89	133	133	16	16	
TOTALS	RPI 1-25	RPI 26-50	W-L RECORDS	RPI 51-100	RPI 101-150	RPI 150+				
19- 9	0- 2	1- 2	OVERALL	0- 1	3- 4	15- 0				
9- 4	0- 1	0- 1	HOME	0- 0	1- 2	8- 0				
8- 4	0- 1	0- 1	AWAY	0- 0	2- 2	6- 0				
2- 1	0- 0	1- 0	NEUTRAL	0- 1	0- 0	1- 0				
8- 3	0- 0	1- 2	NON-CONFERENCE	0- 1	0- 0	7- 0				
4- 1	0- 0	0- 1	HOME	0- 0	0- 0	4- 0				
2- 1	0- 0	0- 1	AWAY	0- 0	0- 0	2- 0				
2- 1	0- 0	1- 0	NEUTRAL	0- 1	0- 0	1- 0				
11- 6	0- 2	0- 0	CONFERENCE	0- 0	3- 4	8- 0				
5- 3	0- 1	0- 0	HOME	0- 0	1- 2	4- 0				
6- 3	0- 1	0- 0	AWAY	0- 0	2- 2	4- 0				
0- 0	0- 0	0- 0	NEUTRAL	0- 0	0- 0	0- 0				

RPI 1-25				RPI 26-50				RPI 51-100				RPI 101+ Team's RPI: 106			
RPI	S	Opponent	Score	RPI	S	Opponent	Score	RPI	S	Opponent	Score	RPI	S	Opponent	Score
19	A	Green Bay	55 70	31	A	Miami (FL)	67 80	57	N	Iowa	77 83	129	A	Youngstown St.	69 72
19	H	Green Bay	58 63	32	H	Georgia	57 63					135	A	Northern Ky.	76 65
				37	N	George Washington	77 71					135	H	Northern Ky.	66 61
												141	A	Milwaukee	57 68
												141	H	Milwaukee	60 82
												148	A	Detroit	89 71
												148	H	Detroit	93 95
												183	A	Eastern Ky.	71 69
												195	H	Butler	66 53
												217	A	Oakland	77 72
												217	H	Oakland	79 63
												227	A	Ill.-Chicago	80 72
												227	H	Ill.-Chicago	73 62
												253	A	Valparaiso	65 54
												253	H	Valparaiso	80 63
												268	H	Austin Peay	77 56
												272	A	Cleveland St.	93 65
												272	H	Cleveland St.	81 64
												282	N	Houston	75 61
												312	H	Southeastern La.	106 72
												322	A	Kent St.	73 68
												336	H	Lipscomb	92 65
LAST 12 Division I GAMES:															
272	H	Cleveland St.	81 64	227	A	Ill.-Chicago	80 72								
141	A	Milwaukee	57 68	253	A	Valparaiso	65 54								
19	A	Green Bay	55 70	272	A	Cleveland St.	93 65								
148	H	Detroit	93 95	129	A	Youngstown St.	69 72								
217	H	Oakland	79 63	19	H	Green Bay	58 63								
135	A	Northern Ky.	76 65	141	H	Milwaukee	60 82								

Non-Div I Games: Mt. St. Joseph 117 26 Cincinnati Christia107 44

Wright St.

Loss, Non-Conf, S Site, H Home A Away N Neutral

## Wyoming

Through Games Of March 3, 2016

Average RPI Win:	247	WON-LOST	WINNING	LAST 10	STRENGTH OF	OPP. STRENGTH	TEAM	ADJ.	CONF.	ADJ CONF.
Average RPI Loss:	160	RECORD	PCT. RANK	GAMES	SCHEDULE	OF SCHEDULE	RPI	RPI	RPI	RPI
DIV. I ONLY	12- 15	210	3- 7	247	233	245	245	19	19	
DIV. I NON-CONF.	6- 3	99	0- 0	215	279	128	128	20	20	
TOTALS	RPI 1-25	RPI 26-50	W-L RECORDS	RPI 51-100	RPI 101-150	RPI 150+				
12- 15	0- 0	0- 2	OVERALL	0- 1	1- 4	11- 8				
9- 5	0- 0	0- 1	HOME	0- 1	1- 1	8- 2				
3- 10	0- 0	0- 1	AWAY	0- 0	0- 3	3- 6				
0- 0	0- 0	0- 0	NEUTRAL	0- 0	0- 0	0- 0				
6- 3	0- 0	0- 0	NON-CONFERENCE	0- 1	1- 2	5- 0				
4- 1	0- 0	0- 0	HOME	0- 1	1- 0	3- 0				
2- 2	0- 0	0- 0	AWAY	0- 0	0- 2	2- 0				
0- 0	0- 0	0- 0	NEUTRAL	0- 0	0- 0	0- 0				
6- 12	0- 0	0- 2	CONFERENCE	0- 0	0- 2	6- 8				
5- 4	0- 0	0- 1	HOME	0- 0	0- 1	5- 2				
1- 8	0- 0	0- 1	AWAY	0- 0	0- 1	1- 6				
0- 0	0- 0	0- 0	NEUTRAL	0- 0	0- 0	0- 0				

RPI S	Opponent	Score	RPI S	Opponent	Score	RPI S	Opponent	Score	RPI S	Opponent	Score	Team's RPI: 245
42	A Colorado St.	42 63	42	H Colorado St.	57 62	51	H St. Mary's (CA)	64 70	108	A Gonzaga	57 61	
									123	A Fresno St.	52 64	
									123	H Fresno St.	42 49	
									132	A Idaho	57 61	
									149	H Montana St.	75 69	
									152	A Boise St.	49 58	
									152	H Boise St.	82 58	
									171	H New Mexico	66 48	
									177	H Montana	68 61	
									189	A San Jose St.	51 65	
									189	H San Jose St.	66 67	
									193	H Colorado	77 68	
									204	A UNLV	37 66	
									204	H UNLV	80 57	
									229	A Utah St.	75 84	
									250	A San Diego St.	40 53	
									250	H San Diego St.	77 84	
									267	H UC Santa Barbara	76 67	
									304	A Denver	75 64	
									321	A Nevada	65 68	
									321	H Nevada	68 53	
									342	A Cal St. Fullerton	61 56	
									344	A Air Force	67 45	
									344	H Air Force	84 56	
LAST 12 Division I GAMES:												
189	A San Jose St.	51 65	229	A Utah St.	75 84							
204	H UNLV	80 57	344	H Air Force	84 56							
250	A San Diego St.	40 53	42	A Colorado St.	42 63							
42	H Colorado St.	57 62	123	H Fresno St.	42 49							
123	A Fresno St.	52 64	152	A Boise St.	49 58							
152	H Boise St.	82 58	321	A Nevada	65 68							

Non-Div I Games: Chadron St. 81 53

Wyoming

■ Loss, 
 ■ Non-Conf, 
 ■ S Site, 
 ■ Home 
 ■ A Away 
 N Neutral

Average RPI Win:	220	WON-LOST	WINNING	LAST 10	STRENGTH OF	OPP. STRENGTH	TEAM	ADJ.	CONF.	ADJ CONF.
Average RPI Loss:	60	RECORD	PCT. RANK	GAMES	SCHEDULE	OF SCHEDULE	RPI	RPI	RPI	RPI
DIV. I ONLY	17- 12	124	3- 7	201	80	156	156	6	6	
DIV. I NON-CONF.	9- 2	37	0- 0	335	247	183	183	6	6	
TOTALS	RPI 1-25	RPI 26-50	W-L RECORDS	RPI 51-100	RPI 101-150	RPI 150+				
17- 12	0- 2	1- 3	OVERALL	2- 6	1- 1	13- 0				
15- 4	0- 1	1- 1	HOME	2- 2	1- 0	11- 0				
2- 8	0- 0	0- 0	AWAY	0- 0	0- 0	2- 0				
0- 0	0- 0	0- 0	NEUTRAL	0- 0	0- 0	0- 0				
9- 2	0- 0	0- 0	NON-CONFERENCE	0- 2	0- 0	9- 0				
9- 1	0- 0	0- 0	HOME	0- 1	0- 0	9- 0				
0- 1	0- 0	0- 0	AWAY	0- 1	0- 0	0- 0				
0- 0	0- 0	0- 0	NEUTRAL	0- 0	0- 0	0- 0				
8- 10	0- 2	1- 3	CONFERENCE	2- 4	1- 1	4- 0				
6- 3	0- 1	1- 1	HOME	2- 1	1- 0	2- 0				
2- 7	0- 1	0- 2	AWAY	0- 3	0- 1	2- 0				
0- 0	0- 0	0- 0	NEUTRAL	0- 0	0- 0	0- 0				

RPI 1-25				RPI 26-50				RPI 51-100				RPI 101+ Team's RPI: 156			
RPI	S	Opponent	Score	RPI	S	Opponent	Score	RPI	S	Opponent	Score	RPI	S	Opponent	Score
18	A	DePaul	52 82	34	A	Seton Hall	66 82	58	A	St. John's (NY)	41 57	130	A	Creighton	47 74
18	H	DePaul	53 70	34	H	Seton Hall	67 72	58	H	St. John's (NY)	56 69	130	H	Creighton	57 55
				47	A	Villanova	55 58	62	H	Middle Tenn.	53 62	190	H	Radford	63 56
				47	H	Villanova	74 67	72	A	Michigan	54 92	195	A	Butler	73 63
								93	A	Marquette	69 74	195	H	Butler	55 47
								93	H	Marquette	71 66	219	H	Cincinnati	65 56
								95	A	Georgetown	51 63	232	H	Binghamton	64 55
								95	H	Georgetown	59 54	262	A	Providence	62 54
												262	H	Providence	72 47
												275	H	UMES	61 56
												278	H	Tennessee Tech	64 47
												286	H	Kennesaw St.	62 59
												312	H	Southeastern La.	67 27
												330	H	Howard	70 47
												334	H	Evansville	65 57
LAST 12 Division I GAMES:															
95	A	Georgetown	51 63	130	H	Creighton	57 55								
47	A	Villanova	55 58	262	H	Providence	72 47								
34	H	Seton Hall	67 72	195	H	Butler	55 47								
58	H	St. John's (NY)	56 69	58	A	St. John's (NY)	41 57								
93	A	Marquette	69 74	34	A	Seton Hall	66 82								
18	A	DePaul	52 82	18	H	DePaul	53 70								

Non-Div I Games:

Xavier



Average RPI Win:	239	WON-LOST	WINNING	LAST 10	STRENGTH OF	OPP. STRENGTH	TEAM	ADJ.	CONF.	ADJ CONF.
Average RPI Loss:	90	RECORD	PCT. RANK	GAMES	SCHEDULE	OF SCHEDULE	RPI	RPI	RPI	RPI
DIV. I ONLY	11- 17	238	1- 9	64	171	162	162	10	10	
DIV. I NON-CONF.	8- 8	160	0- 0	106	208	148	148	12	12	
TOTALS	RPI 1-25	RPI 26-50	W-L RECORDS	RPI 51-100	RPI 101-150	RPI 150+				
11- 17	0- 1	0- 5	OVERALL	0- 6	1- 2	10- 3				
7- 5	0- 0	0- 2	HOME	0- 2	0- 0	7- 1				
2- 11	0- 0	0- 3	AWAY	0- 4	0- 2	2- 2				
2- 1	0- 1	0- 0	NEUTRAL	0- 0	1- 0	1- 0				
8- 8	0- 1	0- 1	NON-CONFERENCE	0- 4	1- 2	7- 0				
6- 1	0- 0	0- 0	HOME	0- 1	0- 0	6- 0				
0- 6	0- 0	0- 1	AWAY	0- 3	0- 2	0- 0				
2- 1	0- 1	0- 0	NEUTRAL	0- 0	1- 0	1- 0				
3- 9	0- 0	0- 4	CONFERENCE	0- 2	0- 0	3- 3				
1- 4	0- 0	0- 2	HOME	0- 1	0- 0	1- 1				
2- 5	0- 0	0- 2	AWAY	0- 1	0- 0	2- 2				
0- 0	0- 0	0- 0	NEUTRAL	0- 0	0- 0	0- 0				

RPI S	Opponent	Score	RPI S	Opponent	Score	RPI S	Opponent	Score	RPI S	Opponent	Score	Team's RPI: 162
24 N	West Virginia	60 70	33 A	Princeton	50 65	52 A	Albany (NY)	70 74	113 A	Boston College	60 73	
			33 H	Princeton	81 94	58 A	St. John's (NY)	56 69	124 N	Iona	63 48	
			35 A	Penn	49 68	70 H	Army West Point	61 65	147 A	North Carolina	63 70	
			35 H	Penn	59 77	79 A	Dayton	75 81	156 A	Cornell	63 74	
			41 A	Indiana	60 76	100 A	Harvard	63 65	160 H	Stony Brook	62 57	
						100 H	Harvard	69 72	210 A	Brown	48 39	
									210 H	Brown	81 54	
									220 A	Dartmouth	65 62	
									220 H	Dartmouth	63 68	
									230 A	Columbia	71 77	
									237 H	New Hampshire	63 46	
									243 H	Manhattan	62 36	
									251 H	Holy Cross	69 59	
									313 H	Illinois St.	60 47	
									315 N	Fairleigh Dickinson	77 58	
									343 H	Wagner	78 60	
LAST 12 Division I GAMES:												
220 A	Dartmouth	65 62	156 A	Cornell	63 74							
100 A	Harvard	63 65	230 A	Columbia	71 77							
35 H	Penn	59 77	33 A	Princeton	50 65							
33 H	Princeton	81 94	35 A	Penn	49 68							
100 H	Harvard	69 72	210 A	Brown	48 39							
220 H	Dartmouth	63 68	210 H	Brown	81 54							

Non-Div I Games: Albertus Magnus 67 34

Yale

Loss, Non-Conf, S Site, H Home A Away N Neutral

Average RPI Win:	204	WON-LOST	WINNING	LAST 10	STRENGTH OF	OPP. STRENGTH	TEAM	ADJ.	CONF.	ADJ CONF.
Average RPI Loss:	150	RECORD	PCT. RANK	GAMES	SCHEDULE	OF SCHEDULE	RPI	RPI	RPI	RPI
DIV. I ONLY	16- 10	107	5- 5	167	176	129	129	14	14	
DIV. I NON-CONF.	7- 2	57	0- 0	243	277	99	99	16	16	
TOTALS	RPI 1-25	RPI 26-50	W-L RECORDS	RPI 51-100	RPI 101-150	RPI 150+				
16- 10	0- 2	0- 0	OVERALL	1- 0	4- 5	11- 3				
10- 4	0- 1	0- 0	HOME	0- 0	2- 2	8- 1				
6- 6	0- 1	0- 0	AWAY	1- 0	2- 3	3- 2				
0- 0	0- 0	0- 0	NEUTRAL	0- 0	0- 0	0- 0				
7- 2	0- 0	0- 0	NON-CONFERENCE	1- 0	0- 2	6- 0				
5- 0	0- 0	0- 0	HOME	0- 0	0- 0	5- 0				
2- 2	0- 0	0- 0	AWAY	1- 0	0- 2	1- 0				
0- 0	0- 0	0- 0	NEUTRAL	0- 0	0- 0	0- 0				
9- 8	0- 2	0- 0	CONFERENCE	0- 0	4- 3	5- 3				
5- 4	0- 1	0- 0	HOME	0- 0	2- 2	3- 1				
4- 4	0- 1	0- 0	AWAY	0- 0	2- 1	2- 2				
0- 0	0- 0	0- 0	NEUTRAL	0- 0	0- 0	0- 0				

RPI	S	Opponent	Score	RPI	S	Opponent	Score	RPI	S	Opponent	Score	RPI	S	Opponent	Score	Team's RPI: 129
19	A	Green Bay	35 69					91	A	Bucknell	55 47	106	H	Wright St.	72 69	
19	H	Green Bay	60 68									122	A	Akron	49 74	
												128	A	Penn St.	51 68	
												135	A	Northern Ky.	59 70	
												135	H	Northern Ky.	77 88	
												141	A	Milwaukee	70 62	
												141	H	Milwaukee	69 67	
												148	A	Detroit	72 70	
												148	H	Detroit	68 69	
												190	H	Radford	54 53	
												203	H	Robert Morris	55 46	
												217	A	Oakland	96 77	
												217	H	Oakland	67 63	
												224	H	Canisius	53 51	
												227	A	Ill.-Chicago	69 64	
												227	H	Ill.-Chicago	62 41	
												253	A	Valparaiso	60 65	
												253	H	Valparaiso	87 66	
												258	H	Tennessee St.	69 58	
												272	A	Cleveland St.	68 75	
												272	H	Cleveland St.	43 53	
												292	A	Niagara	71 54	
												322	H	Kent St.	91 61	
LAST 12 Division I GAMES:																
135	A	Northern Ky.	59 70	148	H	Detroit	68 69									
227	H	Ill.-Chicago	62 41	217	H	Oakland	67 63									
253	H	Valparaiso	87 66	135	H	Northern Ky.	77 88									
272	H	Cleveland St.	43 53	106	H	Wright St.	72 69									
141	A	Milwaukee	70 62	253	A	Valparaiso	60 65									
19	A	Green Bay	35 69	227	A	Ill.-Chicago	69 64									

Non-Div I Games: Lake Erie 89 61 Salem Int'l 80 40

Youngstown St.

Loss, Non-Conf, S Site, H Home A Away N Neutral