

Average RPI Win:	282	WON-LOST	WINNING	LAST 10	STRENGTH OF	OPP. STRENGTH	TEAM	ADJ.	CONF.	ADJ CONF.
Average RPI Loss:	188	RECORD	PCT. RANK	GAMES	SCHEDULE	OF SCHEDULE	RPI	RPI	RPI	RPI
DIV. I ONLY	8- 19	282	3- 7	277	311	312	312	27	27	
DIV. I NON-CONF.	2- 7	280	0- 0	212	317	315	315	26	26	
TOTALS	RPI 1-25	RPI 26-50	W-L RECORDS	RPI 51-100	RPI 101-150	RPI 150+				
8- 19	0- 0	0- 0	OVERALL	0- 4	0- 3	8- 12				
6- 9	0- 0	0- 0	HOME	0- 2	0- 1	6- 6				
2- 9	0- 0	0- 0	AWAY	0- 1	0- 2	2- 6				
0- 1	0- 0	0- 0	NEUTRAL	0- 1	0- 0	0- 0				
2- 7	0- 0	0- 0	NON-CONFERENCE	0- 1	0- 1	2- 5				
2- 4	0- 0	0- 0	HOME	0- 0	0- 1	2- 3				
0- 2	0- 0	0- 0	AWAY	0- 0	0- 0	0- 2				
0- 1	0- 0	0- 0	NEUTRAL	0- 1	0- 0	0- 0				
6- 12	0- 0	0- 0	CONFERENCE	0- 3	0- 2	6- 7				
4- 5	0- 0	0- 0	HOME	0- 2	0- 0	4- 3				
2- 7	0- 0	0- 0	AWAY	0- 1	0- 2	2- 4				
0- 0	0- 0	0- 0	NEUTRAL	0- 0	0- 0	0- 0				

RPI 1-25			RPI 26-50			RPI 51-100				RPI 101+			Team's RPI: 312		
RPI	S	Opponent	Score	RPI	S	Opponent	Score	RPI	S	Opponent	Score	RPI	S	Opponent	Score
								76	A	Abilene Christian	52 63	133	A	Northwestern St.	43 60
								76	H	Abilene Christian	65 71	145	A	McNeese St.	51 72
								90	H	Central Ark.	55 66	148	H	East Carolina	46 82
								93	N	New Mexico St.	51 70	163	A	Fordham	49 67
												180	H	UTRGV	49 46
												191	H	Cal Poly	45 56
												205	A	Sam Houston St.	57 75
												205	H	Sam Houston St.	81 71
												210	A	SFA	59 72
												210	H	SFA	66 71
												211	H	UNLV	51 65
												225	H	Rice	60 55
												228	A	Texas Southern	43 51
												261	A	Houston Baptist	51 55
												261	H	Houston Baptist	59 73
												282	A	Lamar	70 75
												285	H	Houston	73 76
												310	H	Nicholls St.	62 64
												317	H	Southeastern La.	69 67
												331	A	Incarnate Word	57 56
												331	H	Incarnate Word	69 55
												332	A	New Orleans	75 64
												332	H	New Orleans	73 59
LAST 12 Division I GAMES:															
				76	A	Abilene Christian	52 63					332	A	New Orleans	75 64
				261	A	Houston Baptist	51 55					205	H	Sam Houston St.	81 71
				205	A	Sam Houston St.	57 75					261	H	Houston Baptist	59 73
				331	H	Incarnate Word	69 55					210	H	SFA	66 71
				76	H	Abilene Christian	65 71					331	A	Incarnate Word	57 56
				210	A	SFA	59 72					332	H	New Orleans	73 59

Non-Div I Games: Western N.M. 57 42 Angelo St. 80 85

A&M-Corpus Christi

Loss, Non-Conf, S Site, H Home A Away N Neutral

Average RPI Win:	238	WON-LOST	WINNING	LAST 10	STRENGTH OF	OPP. STRENGTH	TEAM	ADJ.	CONF.	ADJ CONF.
Average RPI Loss:	157	RECORD	PCT. RANK	GAMES	SCHEDULE	OF SCHEDULE	RPI	RPI	RPI	RPI
DIV. I ONLY	22- 3	9	9- 1	319	243	76	76	27	27	
DIV. I NON-CONF.	5- 2	86	0- 0	94	119	39	39	26	26	
TOTALS	RPI 1-25	RPI 26-50	W-L RECORDS	RPI 51-100	RPI 101-150	RPI 150+				
22- 3	0- 0	0- 1	OVERALL	2- 0	3- 1	17- 1				
10- 0	0- 0	0- 0	HOME	0- 0	2- 0	8- 0				
10- 3	0- 0	0- 1	AWAY	1- 0	1- 1	8- 1				
2- 0	0- 0	0- 0	NEUTRAL	1- 0	0- 0	1- 0				
5- 2	0- 0	0- 1	NON-CONFERENCE	1- 0	1- 1	3- 0				
1- 0	0- 0	0- 0	HOME	0- 0	0- 0	1- 0				
2- 2	0- 0	0- 1	AWAY	0- 0	1- 1	1- 0				
2- 0	0- 0	0- 0	NEUTRAL	1- 0	0- 0	1- 0				
17- 1	0- 0	0- 0	CONFERENCE	1- 0	2- 0	14- 1				
9- 0	0- 0	0- 0	HOME	0- 0	2- 0	7- 0				
8- 1	0- 0	0- 0	AWAY	1- 0	0- 0	7- 1				
0- 0	0- 0	0- 0	NEUTRAL	0- 0	0- 0	0- 0				

RPI 1-25				RPI 26-50				RPI 51-100				Team's RPI: 76	RPI 101+			
RPI	S	Opponent	Score	RPI	S	Opponent	Score	RPI	S	Opponent	Score		RPI	S	Opponent	Score
				48	A	Kansas St.	45 76	86	N	Eastern Mich.	83 59		123	A	Idaho	71 59
								90	A	Central Ark.	61 49		133	H	Northwestern St.	67 46
													141	A	Texas Tech	65 71
													145	H	McNeese St.	79 62
													171	A	Eastern Wash.	72 60
													205	A	Sam Houston St.	87 76
													205	H	Sam Houston St.	67 55
													210	A	SFA	85 70
													232	N	Grand Canyon	75 71
													261	A	Houston Baptist	76 55
													261	H	Houston Baptist	77 60
													268	H	UTSA	79 60
													282	A	Lamar	54 63
													282	H	Lamar	90 62
													310	A	Nicholls St.	71 68
													312	A	A&M-Corpus Christi	71 65
													312	H	A&M-Corpus Christi	63 52
													317	A	Southeastern La.	88 72
													317	H	Southeastern La.	72 70
													331	A	Incarnate Word	86 71
													331	H	Incarnate Word	66 58
													332	H	New Orleans	80 70
LAST 12 Division I GAMES:																
				312	H	A&M-Corpus Christi	63 52	205	H	Sam Houston St.	67 55					
				331	H	Incarnate Word	66 58	317	A	Southeastern La.	88 72					
				332	H	New Orleans	80 70	282	A	Lamar	54 63					
				261	A	Houston Baptist	76 55	282	H	Lamar	90 62					
				317	H	Southeastern La.	72 70	261	H	Houston Baptist	77 60					
				312	A	A&M-Corpus Christi	71 65	331	A	Incarnate Word	86 71					

Non-Div I Games: Southwest (NM) 91 39 Schreiner 79 51 Wayland Baptist 96 71 Missouri Valley 96 35

Abilene Christian

Loss, Non-Conf, S Site, H Home A Away N Neutral

Average RPI Win:	325	WON-LOST	WINNING	LAST 10	STRENGTH OF	OPP. STRENGTH	TEAM	ADJ.	CONF.	ADJ CONF.
Average RPI Loss:	183	RECORD	PCT. RANK	GAMES	SCHEDULE	OF SCHEDULE	RPI	RPI	RPI	RPI
DIV. I ONLY	1- 29	349	1- 9	214	214	341	341	20	20	
DIV. I NON-CONF.	0- 11	338	0- 0	233	200	339	339	20	20	
TOTALS	RPI 1-25	RPI 26-50	W-L RECORDS	RPI 51-100	RPI 101-150	RPI 150+				
1- 29	0- 0	0- 2	OVERALL	0- 3	0- 3	1- 21				
1- 11	0- 0	0- 1	HOME	0- 1	0- 1	1- 8				
0- 18	0- 0	0- 1	AWAY	0- 2	0- 2	0- 13				
0- 0	0- 0	0- 0	NEUTRAL	0- 0	0- 0	0- 0				
0- 11	0- 0	0- 0	NON-CONFERENCE	0- 3	0- 1	0- 7				
0- 3	0- 0	0- 0	HOME	0- 1	0- 0	0- 2				
0- 8	0- 0	0- 0	AWAY	0- 2	0- 1	0- 5				
0- 0	0- 0	0- 0	NEUTRAL	0- 0	0- 0	0- 0				
1- 18	0- 0	0- 2	CONFERENCE	0- 0	0- 2	1- 14				
1- 8	0- 0	0- 1	HOME	0- 0	0- 1	1- 6				
0- 10	0- 0	0- 1	AWAY	0- 0	0- 1	0- 8				
0- 0	0- 0	0- 0	NEUTRAL	0- 0	0- 0	0- 0				

RPI S	Opponent	Score	RPI S	Opponent	Score	RPI S	Opponent	Score	RPI S	Opponent	Score	Team's RPI: 341
41	A Colorado St.	47 71	41	H Colorado St.	48 81	63	A Santa Clara	34 68	107	A Fresno St.	46 70	
						73	A Vanderbilt	29 86	107	H Fresno St.	48 63	
						86	H Eastern Mich.	59 72	116	A Gonzaga	35 88	
									154	A Boise St.	48 61	
									165	A New Mexico	36 58	
									165	H New Mexico	33 63	
									166	A UC Davis	40 66	
									170	A George Mason	52 69	
									171	A Eastern Wash.	44 65	
									200	A San Jose St.	60 81	
									200	H San Jose St.	49 72	
									211	A UNLV	51 62	
									211	A UNLV	42 55	
									211	H UNLV	56 60	
									232	H Grand Canyon	39 73	
									234	A Utah St.	40 64	
									234	H Utah St.	53 66	
									236	A Navy	46 64	
									238	H San Diego St.	66 69	
									258	A Wyoming	56 84	
									258	H Wyoming	45 67	
									303	H Denver	48 57	
									325	A Nevada	57 68	
									325	H Nevada	59 53	
									333	A Southern Utah	56 75	
LAST 12 Division I GAMES:												
211	A UNLV	42 55	238	H San Diego St.	66 69							
41	H Colorado St.	48 81	325	H Nevada	59 53							
234	A Utah St.	40 64	154	A Boise St.	48 61							
107	H Fresno St.	48 63	258	A Wyoming	56 84							
165	A New Mexico	36 58	200	H San Jose St.	49 72							
211	A UNLV	51 62	165	H New Mexico	33 63							

Non-Div I Games:

Air Force

■ Loss,
■ Non-Conf,
■ S Site,
■ H Home
■ A Away
N Neutral

Average RPI Win: 207	WON-LOST	WINNING	LAST 10	STRENGTH OF	OPP. STRENGTH	TEAM	ADJ.	CONF.	ADJ CONF.
Average RPI Loss: 110	RECORD	PCT. RANK	GAMES	SCHEDULE	OF SCHEDULE	RPI	RPI	RPI	RPI
DIV. I ONLY	18- 13	127	7- 3	125	132	126	126	11	11
DIV. I NON-CONF.	5- 5	160	0- 0	187	139	165	165	13	13
TOTALS	RPI 1-25	RPI 26-50	W-L RECORDS	RPI 51-100	RPI 101-150	RPI 150+			
18- 13	0- 0	0- 0	OVERALL	2- 8	6- 2	10- 3			
10- 4	0- 0	0- 0	HOME	1- 3	3- 0	6- 1			
7- 6	0- 0	0- 0	AWAY	1- 4	2- 1	4- 1			
1- 3	0- 0	0- 0	NEUTRAL	0- 1	1- 1	0- 1			
5- 5	0- 0	0- 0	NON-CONFERENCE	0- 3	2- 0	3- 2			
3- 1	0- 0	0- 0	HOME	0- 1	1- 0	2- 0			
2- 2	0- 0	0- 0	AWAY	0- 1	1- 0	1- 1			
0- 2	0- 0	0- 0	NEUTRAL	0- 1	0- 0	0- 1			
13- 8	0- 0	0- 0	CONFERENCE	2- 5	4- 2	7- 1			
7- 3	0- 0	0- 0	HOME	1- 2	2- 0	4- 1			
5- 4	0- 0	0- 0	AWAY	1- 3	1- 1	3- 0			
1- 1	0- 0	0- 0	NEUTRAL	0- 0	1- 1	0- 0			

RPI 1-25			RPI 26-50			RPI 51-100				RPI 101+		Team's RPI: 126
RPI	S	Opponent	Score	RPI	S	Opponent	Score	RPI	S	Opponent	Score	
								51	A	Ohio	55 75	106 A Buffalo 69 61
								51	H	Ohio	73 101	106 H Buffalo 62 49
								64	A	Ball St.	71 78	106 N Buffalo 87 88
								67	A	Central Mich.	60 81	117 H Toledo 81 71
								67	H	Central Mich.	77 97	117 N Toledo 73 71
								71	H	FGCU	64 82	130 H Youngstown St. 74 49
								82	A	San Diego	65 86	146 A Northern Ky. 77 75
								86	A	Eastern Mich.	68 65	150 A Western Mich. 65 69
								86	H	Eastern Mich.	75 72	181 A Fla. Atlantic 77 91
								91	N	UNI	51 59	185 N Northern Colo. 65 78
												239 A Valparaiso 85 74
												255 A Bowling Green 71 55
												255 H Bowling Green 71 61
												263 H Northern Ill. 58 65
												275 H UCF 74 54
												283 A Miami (OH) 65 62
												283 H Miami (OH) 66 54
												283 H Miami (OH) 77 65
												318 A Kent St. 70 60
												318 H Kent St. 78 66
												328 H Winthrop 76 59
LAST 12 Division I GAMES:												
												106 N Buffalo 87 88
												117 N Toledo 73 71
												283 H Miami (OH) 66 54
												255 H Bowling Green 71 61
												106 H Buffalo 62 49
												318 A Kent St. 70 60
												283 A Miami (OH) 65 62
												51 H Ohio 73 101
												318 H Kent St. 78 66
												150 A Western Mich. 65 69
												283 H Miami (OH) 77 65
												64 A Ball St. 71 78

Non-Div I Games: Rochester College 103 37

Akron

■ Loss,
 ■ Non-Conf,
 ■ S Site,
 ■ Home
 ■ A Away
 N Neutral

Alabama

Through Games Of March 13, 2016

Average RPI Win:	206	WON-LOST	WINNING	LAST 10	STRENGTH OF	OPP. STRENGTH	TEAM	ADJ.	CONF.	ADJ CONF.
Average RPI Loss:	58	RECORD	PCT. RANK	GAMES	SCHEDULE	OF SCHEDULE	RPI	RPI	RPI	RPI
DIV. I ONLY	15- 15	165	2- 8	132	61	160	160	2	2	
DIV. I NON-CONF.	11- 2	28	0- 0	316	316	119	119	2	2	
TOTALS	RPI 1-25	RPI 26-50	W-L RECORDS	RPI 51-100	RPI 101-150	RPI 150+				
15- 15	0- 4	2- 3	OVERALL	1- 5	2- 3	10- 0				
13- 4	0- 2	2- 0	HOME	0- 2	2- 0	9- 0				
0- 10	0- 2	0- 3	AWAY	0- 3	0- 2	0- 0				
2- 1	0- 0	0- 0	NEUTRAL	1- 0	0- 1	1- 0				
11- 2	0- 0	0- 0	NON-CONFERENCE	1- 1	1- 1	9- 0				
9- 0	0- 0	0- 0	HOME	0- 0	1- 0	8- 0				
0- 2	0- 0	0- 0	AWAY	0- 1	0- 1	0- 0				
2- 0	0- 0	0- 0	NEUTRAL	1- 0	0- 0	1- 0				
4- 13	0- 4	2- 3	CONFERENCE	0- 4	1- 2	1- 0				
4- 4	0- 2	2- 0	HOME	0- 2	1- 0	1- 0				
0- 8	0- 2	0- 3	AWAY	0- 2	0- 1	0- 0				
0- 1	0- 0	0- 0	NEUTRAL	0- 0	0- 1	0- 0				

RPI	S	Opponent	Score	RPI	S	Opponent	Score	RPI	S	Opponent	Score	RPI	S	Opponent	Score	Team's RPI: 160
4	H	South Carolina	46 66	26	A	Florida	72 80	57	A	Auburn	59 72	101	H	Georgetown	78 66	
13	A	Kentucky	48 73	28	A	Tennessee	42 70	57	H	Auburn	55 59	108	A	UT Martin	65 83	
19	H	Texas A&M	56 59	28	H	Tennessee	54 46	59	N	Middle Tenn.	64 46	125	H	LSU	62 45	
24	A	Mississippi St.	52 61	35	H	Georgia	64 50	70	A	Georgia Tech	58 70	125	N	LSU	49 58	
				45	A	Missouri	52 63	73	A	Vanderbilt	52 67	142	A	Arkansas	67 69	
								73	H	Vanderbilt	48 54	175	H	Ole Miss	48 37	
												182	H	Grambling	72 57	
												204	N	Utah Valley	67 60	
												259	H	Appalachian St.	93 59	
												271	H	Georgia St.	72 56	
												297	H	Alcorn	97 50	
												326	H	North Florida	69 47	
												334	H	Lipscomb	68 49	
												346	H	Alabama A&M	96 44	
												349	H	Mississippi Val.	98 35	
LAST 12 Division I GAMES:																
125	N	LSU	49 58	57	H	Auburn	55 59									
24	A	Mississippi St.	52 61	175	H	Ole Miss	48 37									
28	H	Tennessee	54 46	28	A	Tennessee	42 70									
4	H	South Carolina	46 66	19	H	Texas A&M	56 59									
142	A	Arkansas	67 69	73	A	Vanderbilt	52 67									
45	A	Missouri	52 63	26	A	Florida	72 80									

Non-Div I Games:

Alabama

■ Loss,
■ Non-Conf,
■ S Site,
■ H Home
■ A Away
N Neutral

Average RPI Win:	343	WON-LOST	WINNING	LAST 10	STRENGTH OF	OPP. STRENGTH	TEAM	ADJ.	CONF.	ADJ CONF.
Average RPI Loss:	215	RECORD	PCT. RANK	GAMES	SCHEDULE	OF SCHEDULE	RPI	RPI	RPI	RPI
DIV. I ONLY	4- 25	329	2- 8	314	347	346	346	31	31	
DIV. I NON-CONF.	0- 9	338	0- 0	165	255	332	332	31	31	
TOTALS	RPI 1-25	RPI 26-50	W-L RECORDS	RPI 51-100	RPI 101-150	RPI 150+				
4- 25	0- 0	0- 0	OVERALL	0- 2	0- 4	4- 19				
2- 12	0- 0	0- 0	HOME	0- 2	0- 2	2- 8				
1- 12	0- 0	0- 0	AWAY	0- 0	0- 2	1- 10				
1- 1	0- 0	0- 0	NEUTRAL	0- 0	0- 0	1- 1				
0- 9	0- 0	0- 0	NON-CONFERENCE	0- 2	0- 2	0- 5				
0- 5	0- 0	0- 0	HOME	0- 2	0- 1	0- 2				
0- 4	0- 0	0- 0	AWAY	0- 0	0- 1	0- 3				
0- 0	0- 0	0- 0	NEUTRAL	0- 0	0- 0	0- 0				
4- 16	0- 0	0- 0	CONFERENCE	0- 0	0- 2	4- 14				
2- 7	0- 0	0- 0	HOME	0- 0	0- 1	2- 6				
1- 8	0- 0	0- 0	AWAY	0- 0	0- 1	1- 7				
1- 1	0- 0	0- 0	NEUTRAL	0- 0	0- 0	1- 1				

RPI S	Opponent	Score	RPI S	Opponent	Score	RPI S	Opponent	Score	RPI S	Opponent	Score	Team's RPI: 346
						54	H Saint Louis	60 91	112	H Samford	30 54	
						77	H Belmont	28 78	128	A Marshall	45 81	
									147	A Southern U.	38 77	
									147	H Southern U.	62 68	
									160	A Alabama	44 96	
									175	A Ole Miss	42 103	
									182	A Grambling	56 75	
									182	H Grambling	67 75	
									220	A Alabama St.	50 86	
									220	H Alabama St.	63 77	
									220 N	Alabama St.	72 88	
									228	A Texas Southern	41 72	
									228	H Texas Southern	38 57	
									233	H Southeast Mo. St.	58 69	
									260	H Murray St.	59 76	
									278	A Prairie View	72 93	
									278	H Prairie View	52 67	
									297	A Alcorn	52 68	
									297	H Alcorn	64 81	
									307	A Morehead St.	69 112	
									308	A Jackson St.	58 59	
									308	H Jackson St.	66 69	
									337	A Ark.-Pine Bluff	60 69	
									337	H Ark.-Pine Bluff	78 70	
									337 N	Ark.-Pine Bluff	82 74	
									349	A Mississippi Val.	84 74	
LAST 12 Division I GAMES:												
			220 N	Alabama St.	72 88		147	H Southern U.	62 68			
			337 N	Ark.-Pine Bluff	82 74		297	H Alcorn	64 81			
			308	H Jackson St.	66 69		220	H Alabama St.	63 77			
			182	H Grambling	67 75		349	A Mississippi Val.	84 74			
			278	A Prairie View	72 93		337	A Ark.-Pine Bluff	60 69			
			228	A Texas Southern	41 72		228	H Texas Southern	38 57			

Non-Div I Games: Tuskegee 66 55

Alabama A&M

Loss, Non-Conf, S Site, H Home A Away N Neutral

RPI	S	Opponent	Score
349	H	Mississippi Val.	79 68

Average RPI Win:	274	WON-LOST	WINNING	LAST 10	STRENGTH OF	OPP. STRENGTH	TEAM	ADJ.	CONF.	ADJ CONF.
Average RPI Loss:	195	RECORD	PCT. RANK	GAMES	SCHEDULE	OF SCHEDULE	RPI	RPI	RPI	RPI
DIV. I ONLY	18- 11	101	8- 2	330	342	220	220	31	31	
DIV. I NON-CONF.	1- 7	318	0- 0	236	213	322	322	31	31	
TOTALS	RPI 1-25	RPI 26-50	W-L RECORDS	RPI 51-100	RPI 101-150	RPI 150+				
18- 11	0- 0	0- 0	OVERALL	0- 1	2- 3	16- 7				
8- 5	0- 0	0- 0	HOME	0- 0	0- 3	8- 2				
6- 5	0- 0	0- 0	AWAY	0- 1	1- 0	5- 4				
4- 1	0- 0	0- 0	NEUTRAL	0- 0	1- 0	3- 1				
1- 7	0- 0	0- 0	NON-CONFERENCE	0- 1	0- 2	1- 4				
0- 4	0- 0	0- 0	HOME	0- 0	0- 2	0- 2				
0- 2	0- 0	0- 0	AWAY	0- 1	0- 0	0- 1				
1- 1	0- 0	0- 0	NEUTRAL	0- 0	0- 0	1- 1				
17- 4	0- 0	0- 0	CONFERENCE	0- 0	2- 1	15- 3				
8- 1	0- 0	0- 0	HOME	0- 0	0- 1	8- 0				
6- 3	0- 0	0- 0	AWAY	0- 0	1- 0	5- 3				
3- 0	0- 0	0- 0	NEUTRAL	0- 0	1- 0	2- 0				

RPI 1-25			RPI 26-50			RPI 51-100			RPI 101+ Team's RPI: 220		
RPI	S	Opponent	Score	RPI	S	Opponent	Score	RPI	S	Opponent	Score
						70 A Georgia Tech	54 80	112 H		Samford	35 54
								119 H		Troy	59 73
								147 A		Southern U.	60 59
								147 H		Southern U.	55 57
								147 N		Southern U.	55 51
								182 A		Grambling	69 89
								182 H		Grambling	69 60
								182 N		Grambling	64 50
								188 A		Southern Miss.	44 65
								193 H		South Ala.	43 47
								228 A		Texas Southern	58 48
								228 H		Texas Southern	57 51
								230 N		Siena	57 53
								256 N		Tennessee St.	64 74
								278 A		Prairie View	60 63
								278 H		Prairie View	65 54
								296 H		Savannah St.	49 60
								297 A		Alcorn	52 51
								297 H		Alcorn	64 51
								308 A		Jackson St.	69 70
								308 H		Jackson St.	63 57
								337 A		Ark.-Pine Bluff	68 53
								337 H		Ark.-Pine Bluff	72 63
								346 A		Alabama A&M	77 63
								346 H		Alabama A&M	86 50
								346 N		Alabama A&M	88 72
LAST 12 Division I GAMES:											
						147 N		278 A		Prairie View	60 63
						182 N		297 H		Alcorn	64 51
						346 N		147 H		Southern U.	55 57
						182 H		346 A		Alabama A&M	77 63
						308 H		346 H		Alabama A&M	86 50
						228 A		337 A		Ark.-Pine Bluff	68 53
								349 A		Mississippi Val.	79 51

Non-Div I Games: Mobile 71 56

Alabama St.

■ Loss,
 ■ Non-Conf,
 ■ S Site,
 ■ H Home
 ■ A Away
 N Neutral

RPI	S	Opponent	Score
349	A	Mississippi Val.	79 51
349	H	Mississippi Val.	100 50

A
l
a
b
a
m
a
S
t
.

A
l
a
b
a
m
a
S
t
.

Alabama St.

Average RPI Win: 215		WON-LOST	WINNING	LAST 10	STRENGTH OF	OPP. STRENGTH	TEAM	ADJ.	CONF.	ADJ CONF.
Average RPI Loss: 51		RECORD	PCT. RANK	GAMES	SCHEDULE	OF SCHEDULE	RPI	RPI	RPI	RPI
DIV. I ONLY		27- 4	13	9- 1	221	176	44	44	16	16
DIV. I NON-CONF.		9- 3	69	0- 0	228	103	69	69	19	19
TOTALS		RPI 1-25	RPI 26-50	W-L RECORDS	RPI 51-100	RPI 101-150	RPI 150+			
27- 4	0- 0		0- 1	OVERALL	2- 3	1- 0	24- 0			
12- 0	0- 0		0- 0	HOME	2- 0	0- 0	10- 0			
12- 4	0- 0		0- 1	AWAY	0- 3	0- 0	12- 0			
3- 0	0- 0		0- 0	NEUTRAL	0- 0	1- 0	2- 0			
9- 3	0- 0		0- 1	NON-CONFERENCE	0- 2	1- 0	8- 0			
3- 0	0- 0		0- 0	HOME	0- 0	0- 0	3- 0			
4- 3	0- 0		0- 1	AWAY	0- 2	0- 0	4- 0			
2- 0	0- 0		0- 0	NEUTRAL	0- 0	1- 0	1- 0			
18- 1	0- 0		0- 0	CONFERENCE	2- 1	0- 0	16- 0			
9- 0	0- 0		0- 0	HOME	2- 0	0- 0	7- 0			
8- 1	0- 0		0- 0	AWAY	0- 1	0- 0	8- 0			
1- 0	0- 0		0- 0	NEUTRAL	0- 0	0- 0	1- 0			

RPI 1-25				Team's RPI: 44		RPI 51-100				RPI 101+					
RPI	S	Opponent	Score	RPI	S	Opponent	Score	RPI	S	Opponent	Score	RPI	S	Opponent	Score
28	A	Tennessee	55 63	56	A	Southern California	67 68	117	N	Toledo	63 55				
				60	A	Maine	53 65	157	H	Yale	74 70				
				60	H	Maine	59 58	158	A	Stony Brook	62 49				
				60	H	Maine	64 59	158	H	Stony Brook	73 54				
				61	A	Army West Point	62 65	166	N	UC Davis	80 70				
								187	A	UMBC	77 42				
								187	H	UMBC	63 39				
								199	A	Fairfield	62 50				
								214	A	Rhode Island	67 58				
								221	A	Hartford	78 41				
								221	H	Hartford	84 39				
								223	A	Binghamton	59 47				
								223	A	Binghamton	79 43				
								223	H	Binghamton	64 58				
								230	A	Siena	61 42				
								235	A	New Hampshire	78 52				
								235	H	New Hampshire	85 48				
								265	H	Providence	71 58				
								266	H	Pepperdine	64 49				
								277	A	Vermont	75 40				
								277	H	Vermont	72 43				
								277	N	Vermont	95 43				
								319	A	UMass Lowell	85 55				
								319	H	UMass Lowell	88 57				
								344	A	Boston U.	83 43				
LAST 12 Division I GAMES:															
60	H	Maine	59 58	60	A	Maine	53 65								
223	A	Binghamton	79 43	235	H	New Hampshire	85 48								
277	N	Vermont	95 43	223	H	Binghamton	64 58								
221	H	Hartford	84 39	277	A	Vermont	75 40								
319	H	UMass Lowell	88 57	187	H	UMBC	63 39								
158	A	Stony Brook	62 49	221	A	Hartford	78 41								

Non-Div I Games:

Albany (NY)

■ Loss, ■ Non-Conf, S Site, H Home A Away N Neutral

Average RPI Win: 298		WON-LOST	WINNING	LAST 10	STRENGTH OF	OPP. STRENGTH	TEAM	ADJ.	CONF.	ADJ CONF.
Average RPI Loss: 196		RECORD	PCT. RANK	GAMES	SCHEDULE	OF SCHEDULE	RPI	RPI	RPI	RPI
DIV. I ONLY		9- 19	270	7- 3	303	343	297	297	31	31
DIV. I NON-CONF.		0- 8	338	0- 0	71	174	300	300	31	31
TOTALS		RPI 1-25	RPI 26-50	W-L RECORDS	RPI 51-100	RPI 101-150	RPI 150+			
9- 19	0- 0		0- 1	OVERALL	0- 1	1- 6	8- 11			
5- 4	0- 0		0- 0	HOME	0- 0	1- 0	4- 4			
3- 14	0- 0		0- 0	AWAY	0- 1	0- 2	3- 5			
1- 1	0- 0		0- 0	NEUTRAL	0- 0	0- 1	1- 0			
0- 8	0- 0		0- 1	NON-CONFERENCE	0- 1	0- 4	0- 2			
0- 0	0- 0		0- 0	HOME	0- 0	0- 0	0- 0			
0- 8	0- 0		0- 1	AWAY	0- 1	0- 4	0- 2			
0- 0	0- 0		0- 0	NEUTRAL	0- 0	0- 0	0- 0			
9- 11	0- 0		0- 0	CONFERENCE	0- 0	1- 2	8- 9			
5- 4	0- 0		0- 0	HOME	0- 0	1- 0	4- 4			
3- 6	0- 0		0- 0	AWAY	0- 0	0- 1	3- 5			
1- 1	0- 0		0- 0	NEUTRAL	0- 0	0- 1	1- 0			

[illegible]

Non-Div I Games:	Mt. Mercy	60	56	Delta St.	66	57
------------------	-----------	----	----	-----------	----	----

Alcorn

Loss, Non-Conf, S Site, H Home A Away N Neutral

Average RPI Win:	274	WON-LOST	WINNING	LAST 10	STRENGTH OF	OPP. STRENGTH	TEAM	ADJ.	CONF.	ADJ CONF.
Average RPI Loss:	162	RECORD	PCT. RANK	GAMES	SCHEDULE	OF SCHEDULE	RPI	RPI	RPI	RPI
DIV. I ONLY	8- 23	295	3- 7	156	284	273	273	26	26	
DIV. I NON-CONF.	2- 9	296	0- 0	28	188	206	206	27	27	
TOTALS	RPI 1-25	RPI 26-50	W-L RECORDS	RPI 51-100	RPI 101-150	RPI 150+				
8- 23	0- 1	0- 2	OVERALL	0- 7	0- 2	8- 11				
5- 9	0- 0	0- 0	HOME	0- 4	0- 1	5- 4				
3- 14	0- 1	0- 2	AWAY	0- 3	0- 1	3- 7				
0- 0	0- 0	0- 0	NEUTRAL	0- 0	0- 0	0- 0				
2- 9	0- 1	0- 2	NON-CONFERENCE	0- 2	0- 2	2- 2				
1- 3	0- 0	0- 0	HOME	0- 2	0- 1	1- 0				
1- 6	0- 1	0- 2	AWAY	0- 0	0- 1	1- 2				
0- 0	0- 0	0- 0	NEUTRAL	0- 0	0- 0	0- 0				
6- 14	0- 0	0- 0	CONFERENCE	0- 5	0- 0	6- 9				
4- 6	0- 0	0- 0	HOME	0- 2	0- 0	4- 4				
2- 8	0- 0	0- 0	AWAY	0- 3	0- 0	2- 5				
0- 0	0- 0	0- 0	NEUTRAL	0- 0	0- 0	0- 0				

RPI 1-25				RPI 26-50				RPI 51-100				RPI 101+				Team's RPI: 273	
RPI	S	Opponent	Score	RPI	S	Opponent	Score	RPI	S	Opponent	Score	RPI	S	Opponent	Score		
23	A	George Washington	48 78	31	A	James Madison	45 74	61	A	Army West Point	51 87	131	A	Pittsburgh	58 76		
				36	A	Princeton	34 72	61	H	Army West Point	42 52	144	H	Wake Forest	70 71		
								75	H	Hofstra	51 60	187	A	UMBC	46 47		
								92	H	Elon	54 62	203	A	Loyola Maryland	46 52		
								98	A	Bucknell	65 73	203	H	Loyola Maryland	50 55		
								98	A	Bucknell	54 60	212	A	Lehigh	59 55		
								98	H	Bucknell	60 66	212	H	Lehigh	52 61		
												217	A	Dartmouth	45 41		
												219	A	William & Mary	51 62		
												236	A	Navy	52 65		
												236	H	Navy	61 56		
												248	H	Manhattan	52 48		
												254	A	Holy Cross	54 59		
												254	H	Holy Cross	50 59		
												295	A	Colgate	49 37		
												295	H	Colgate	64 56		
												329	A	Lafayette	59 63		
												329	H	Lafayette	51 60		
												344	A	Boston U.	59 63		
												344	H	Boston U.	79 33		
												344	H	Boston U.	61 53		
LAST 12 Division I GAMES:																	
				98	A	Bucknell	65 73	329	A	Lafayette	59 63						
				344	H	Boston U.	61 53	61	A	Army West Point	51 87						
				236	H	Navy	61 56	344	H	Boston U.	79 33						
				203	H	Loyola Maryland	50 55	212	H	Lehigh	52 61						
				236	A	Navy	52 65	98	A	Bucknell	54 60						
				254	H	Holy Cross	50 59	295	H	Colgate	64 56						

Non-Div I Games:

American

■ Loss,
 ■ Non-Conf, S Site,
 ■ Home
 ■ Away
 N Neutral

Appalachian St.

Through Games Of March 13, 2016

Average RPI Win:	219	WON-LOST	WINNING	LAST 10	STRENGTH OF	OPP. STRENGTH	TEAM	ADJ.	CONF.	ADJ CONF.
Average RPI Loss:	157	RECORD	PCT. RANK	GAMES	SCHEDULE	OF SCHEDULE	RPI	RPI	RPI	RPI
DIV. I ONLY	10- 20	264	3- 7	181	196	259	259	15	15	
DIV. I NON-CONF.	3- 6	234	0- 0	216	207	271	271	14	14	
TOTALS	RPI 1-25	RPI 26-50	W-L RECORDS	RPI 51-100	RPI 101-150	RPI 150+				
10- 20	0- 0	0- 3	OVERALL	0- 1	2- 5	8- 11				
6- 8	0- 0	0- 1	HOME	0- 0	1- 3	5- 4				
4- 9	0- 0	0- 1	AWAY	0- 0	1- 2	3- 6				
0- 3	0- 0	0- 1	NEUTRAL	0- 1	0- 0	0- 1				
3- 6	0- 0	0- 0	NON-CONFERENCE	0- 1	0- 1	3- 4				
3- 1	0- 0	0- 0	HOME	0- 0	0- 1	3- 0				
0- 3	0- 0	0- 0	AWAY	0- 0	0- 0	0- 3				
0- 2	0- 0	0- 0	NEUTRAL	0- 1	0- 0	0- 1				
7- 14	0- 0	0- 3	CONFERENCE	0- 0	2- 4	5- 7				
3- 7	0- 0	0- 1	HOME	0- 0	1- 2	2- 4				
4- 6	0- 0	0- 1	AWAY	0- 0	1- 2	3- 3				
0- 1	0- 0	0- 1	NEUTRAL	0- 0	0- 0	0- 0				

RPI 1-25				RPI 26-50				RPI 51-100				RPI 101+				Team's RPI: 259
RPI	S	Opponent	Score	RPI	S	Opponent	Score	RPI	S	Opponent	Score	RPI	S	Opponent	Score	
				43	A	Arkansas St.	60 83	62	N	South Dakota	60 87	102	A	Little Rock	50 67	
				43	H	Arkansas St.	74 83					102	H	Little Rock	67 72	
				43	N	Arkansas St.	61 81					119	A	Troy	96 81	
												119	H	Troy	89 100	
												121	H	Liberty	68 74	
												137	A	La.-Lafayette	51 60	
												137	H	La.-Lafayette	76 59	
												153	A	North Carolina	59 68	
												156	A	UT Arlington	58 65	
												156	H	UT Arlington	45 76	
												160	A	Alabama	59 93	
												164	H	ETSU	70 52	
												193	A	South Ala.	55 71	
												193	H	South Ala.	54 68	
												197	H	Richmond	73 59	
												218	H	Furman	92 78	
												226	A	Col. of Charleston	50 60	
												246	A	Texas St.	76 87	
												246	H	Texas St.	90 71	
												270	A	La.-Monroe	57 54	
												270	H	La.-Monroe	64 52	
												271	A	Georgia St.	72 69	
												271	H	Georgia St.	75 80	
												294	A	Ga. Southern	68 62	
												294	H	Ga. Southern	50 65	
												324	N	Delaware St.	69 76	
LAST 12 Division I GAMES:																
				43	N	Arkansas St.	61 81	193	H	South Ala.	54 68					
				43	H	Arkansas St.	74 83	156	A	UT Arlington	58 65					
				102	H	Little Rock	67 72	246	A	Texas St.	76 87					
				271	A	Georgia St.	72 69	270	H	La.-Monroe	64 52					
				294	A	Ga. Southern	68 62	137	H	La.-Lafayette	76 59					
				119	H	Troy	89 100	193	A	South Ala.	55 71					

Non-Div I Games:

Appalachian St.

■ Loss,
 ■ Non-Conf, S Site,
 ■ Home
 ■ Away
 N Neutral

Average RPI Win:	169	WON-LOST	WINNING	LAST 10	STRENGTH OF	OPP. STRENGTH	TEAM	ADJ.	CONF.	ADJ CONF.
Average RPI Loss:	52	RECORD	PCT. RANK	GAMES	SCHEDULE	OF SCHEDULE	RPI	RPI	RPI	RPI
DIV. I ONLY	13- 19	229	2- 8	32	27	127	127	1	1	
DIV. I NON-CONF.	9- 3	69	0- 0	145	235	87	87	1	1	
TOTALS	RPI 1-25	RPI 26-50	W-L RECORDS	RPI 51-100	RPI 101-150	RPI 150+				
13- 19	0- 8	0- 2	OVERALL	4- 8	1- 0	8- 1				
8- 7	0- 3	0- 1	HOME	2- 3	0- 0	6- 0				
3- 9	0- 1	0- 0	AWAY	1- 1	1- 0	1- 0				
2- 3	0- 1	0- 0	NEUTRAL	1- 1	0- 0	1- 1				
9- 3	0- 0	0- 0	NON-CONFERENCE	1- 2	1- 0	7- 1				
6- 0	0- 0	0- 0	HOME	1- 0	0- 0	5- 0				
2- 1	0- 0	0- 0	AWAY	0- 1	1- 0	1- 0				
1- 2	0- 0	0- 0	NEUTRAL	0- 1	0- 0	1- 1				
4- 16	0- 8	0- 2	CONFERENCE	3- 6	0- 0	1- 0				
2- 7	0- 3	0- 1	HOME	1- 3	0- 0	1- 0				
1- 8	0- 4	0- 1	AWAY	1- 3	0- 0	0- 0				
1- 1	0- 1	0- 0	NEUTRAL	1- 0	0- 0	0- 0				

RPI	S	Opponent	Score	RPI	S	Opponent	Score	RPI	S	Opponent	Score	RPI	S	Opponent	Score	Team's RPI: 127
5	A	Oregon St.	43 71	33	A	Washington	47 63	56	A	Southern California	63 56	117	A	Toledo	62 59	
9	A	Stanford	58 82	33	H	Washington	52 74	56	H	Southern California	57 67	170	H	George Mason	68 60	
9	H	Stanford	34 59					71	N	FGCU	55 57	179	H	Pacific	69 56	
10	A	UCLA	53 80					82	A	San Diego	54 59	196	N	SMU	46 58	
10	H	UCLA	39 73					84	A	California	56 75	202	H	Colorado	63 52	
10	N	UCLA	51 72					84	H	California	57 52	208	H	Louisiana Tech	77 67	
11	A	Arizona St.	49 61					85	A	Oregon	54 76	215	N	Gardner-Webb	79 60	
11	H	Arizona St.	47 62					85	N	Oregon	74 68	222	H	Kansas	67 52	
								88	H	Utah	55 60	240	A	North Texas	51 44	
								93	H	New Mexico St.	68 64	327	H	Howard	65 28	
								96	A	Washington St.	46 67					
								96	H	Washington St.	61 62					
LAST 12 Division I GAMES:																
10	N	UCLA	51 72	84	A	California	56 75									
85	N	Oregon	74 68	9	A	Stanford	58 82									
56	A	Southern California	63 56	10	H	UCLA	39 73									
10	A	UCLA	53 80	56	H	Southern California	57 67									
96	H	Washington St.	61 62	85	A	Oregon	54 76									
33	H	Washington	52 74	5	A	Oregon St.	43 71									

Non-Div I Games:

Arizona

Loss, Non-Conf, S Site, H Home A Away N Neutral

Average RPI Win:	104	WON-LOST	WINNING	LAST 10	STRENGTH OF	OPP. STRENGTH	TEAM	ADJ.	CONF.	ADJ CONF.
Average RPI Loss:	31	RECORD	PCT. RANK	GAMES	SCHEDULE	OF SCHEDULE	RPI	RPI	RPI	RPI
DIV. I ONLY	25- 6	24	7- 3	18	2	11	11	1	1	
DIV. I NON-CONF.	9- 3	69	0- 0	35	16	37	37	1	1	
TOTALS	RPI 1-25	RPI 26-50	W-L RECORDS	RPI 51-100	RPI 101-150	RPI 150+				
25- 6	5- 4	2- 0	OVERALL	9- 2	3- 0	6- 0				
13- 2	3- 1	1- 0	HOME	5- 1	1- 0	3- 0				
11- 2	2- 2	1- 0	AWAY	4- 0	2- 0	2- 0				
1- 2	0- 1	0- 0	NEUTRAL	0- 1	0- 0	1- 0				
9- 3	2- 2	0- 0	NON-CONFERENCE	1- 1	1- 0	5- 0				
4- 2	1- 1	0- 0	HOME	1- 1	0- 0	2- 0				
4- 0	1- 0	0- 0	AWAY	0- 0	1- 0	2- 0				
1- 1	0- 1	0- 0	NEUTRAL	0- 0	0- 0	1- 0				
16- 3	3- 2	2- 0	CONFERENCE	8- 1	2- 0	1- 0				
9- 0	2- 0	1- 0	HOME	4- 0	1- 0	1- 0				
7- 2	1- 2	1- 0	AWAY	4- 0	1- 0	0- 0				
0- 1	0- 0	0- 0	NEUTRAL	0- 1	0- 0	0- 0				

RPI 1-25				Team's RPI: 11		RPI 26-50				RPI 51-100				RPI 101+			
RPI	S	Opponent	Score	RPI	S	Opponent	Score	RPI	S	Opponent	Score	RPI	S	Opponent	Score		
4	N	South Carolina	58 60	33	A	Washington	68 61	56	A	Southern California	50 45	105	A	Hawaii	75 49		
5	A	Oregon St.	44 67	33	H	Washington	77 57	56	H	Southern California	69 68	127	A	Arizona	62 47		
9	A	Stanford	63 61					68	H	VCU	48 57	127	H	Arizona	61 49		
9	H	Stanford	49 31					84	A	California	64 49	196	A	SMU	64 57		
10	A	UCLA	61 74					84	H	California	57 49	202	H	Colorado	64 37		
10	H	UCLA	65 61					84	N	California	64 75	216	N	CSU Bakersfield	60 47		
12	A	Syracuse	61 54					85	A	Oregon	63 58	221	A	Hartford	60 29		
13	H	Kentucky	64 68					88	H	Utah	80 60	247	H	Columbia	70 49		
15	H	Florida St.	68 56					96	A	Washington St.	63 45	301	H	CSUN	69 46		
								96	H	Washington St.	61 39						
								99	H	Marquette	90 80						
LAST 12 Division I GAMES:																	
				84	N	California	64 75	84	A	California	64 49						
				10	A	UCLA	61 74	56	H	Southern California	69 68						
				56	A	Southern California	50 45	10	H	UCLA	65 61						
				33	H	Washington	77 57	5	A	Oregon St.	44 67						
				96	H	Washington St.	61 39	85	A	Oregon	63 58						
				9	A	Stanford	63 61	127	A	Arizona	62 47						

Non-Div I Games:

Arizona St.

■ Loss,
■ Non-Conf, S Site,
■ Home
■ Away
N Neutral

Average RPI Win:	298	WON-LOST	WINNING	LAST 10	STRENGTH OF	OPP. STRENGTH	TEAM	ADJ.	CONF.	ADJ CONF.
Average RPI Loss:	207	RECORD	PCT. RANK	GAMES	SCHEDULE	OF SCHEDULE	RPI	RPI	RPI	RPI
DIV. I ONLY	6- 20	306	3- 7	337	320	337	337	31	31	
DIV. I NON-CONF.	0- 7	338	0- 0	195	8	323	323	31	31	
TOTALS	RPI 1-25	RPI 26-50	W-L RECORDS	RPI 51-100	RPI 101-150	RPI 150+				
6- 20	0- 0	0- 1	OVERALL	0- 1	0- 5	6- 13				
5- 4	0- 0	0- 0	HOME	0- 0	0- 1	5- 3				
1- 15	0- 0	0- 1	AWAY	0- 0	0- 2	1- 4				
0- 1	0- 0	0- 0	NEUTRAL	0- 0	0- 0	0- 1				
0- 7	0- 0	0- 1	NON-CONFERENCE	0- 1	0- 3	0- 2				
0- 0	0- 0	0- 0	HOME	0- 0	0- 0	0- 0				
0- 7	0- 0	0- 1	AWAY	0- 1	0- 3	0- 2				
0- 0	0- 0	0- 0	NEUTRAL	0- 0	0- 0	0- 0				
6- 13	0- 0	0- 0	CONFERENCE	0- 0	0- 2	6- 11				
5- 4	0- 0	0- 0	HOME	0- 0	0- 1	5- 3				
1- 8	0- 0	0- 0	AWAY	0- 0	0- 1	1- 7				
0- 1	0- 0	0- 0	NEUTRAL	0- 0	0- 0	0- 1				

RPI S	Opponent	Score	RPI S	Opponent	Score	RPI S	Opponent	Score	RPI S	Opponent	Score	Team's RPI: 337
45	A Missouri	34 85	95	A Nebraska	46 96	117	A Toledo	47 74				
						136	A Iowa St.	41 70				
						141	A Texas Tech	40 84				
						147	A Southern U.	70 74				
						147	H Southern U.	61 78				
						155	A UAB	32 82				
						175	A Ole Miss	45 80				
						182	A Grambling	49 67				
						182	H Grambling	83 68				
						220	A Alabama St.	63 72				
						220	H Alabama St.	53 68				
						228	A Texas Southern	30 57				
						228	H Texas Southern	51 57				
						278	A Prairie View	55 70				
						278	H Prairie View	66 70				
						297	A Alcorn	53 81				
						297	H Alcorn	71 69				
						308	A Jackson St.	66 59				
						308	H Jackson St.	71 66				
						346	A Alabama A&M	70 78				
						346	H Alabama A&M	69 60				
						346	N Alabama A&M	74 82				
						349	A Mississippi Val.	60 62				
						349	H Mississippi Val.	81 53				
LAST 12 Division I GAMES:												
346	N Alabama A&M	74 82	297	A Alcorn	53 81	346	N Alabama A&M	74 82				
349	H Mississippi Val.	81 53	147	A Southern U.	70 74	349	A Mississippi Val.	60 62				
308	A Jackson St.	66 59	220	H Alabama St.	53 68	349	H Mississippi Val.	81 53				
182	A Grambling	49 67	346	H Alabama A&M	69 60							
228	H Texas Southern	51 57	308	H Jackson St.	71 66							
278	H Prairie View	66 70	182	H Grambling	83 68							

Non-Div I Games: Talladega 73 83 Philander Smith 63 51 Tougaloo 65 51 Talladega 68 55 Ark.-Pine Bluff

Arkansas

Through Games Of March 13, 2016

Average RPI Win:	164	WON-LOST	WINNING	LAST 10	STRENGTH OF	OPP. STRENGTH	TEAM	ADJ.	CONF.	ADJ CONF.
Average RPI Loss:	55	RECORD	PCT. RANK	GAMES	SCHEDULE	OF SCHEDULE	RPI	RPI	RPI	RPI
DIV. I ONLY	12- 18	231	3- 7	39	23	142	142	2	2	
DIV. I NON-CONF.	5- 8	209	0- 0	181	105	244	244	2	2	
TOTALS	RPI 1-25	RPI 26-50	W-L RECORDS	RPI 51-100	RPI 101-150	RPI 150+				
12- 18	1- 6	2- 6	OVERALL	1- 3	2- 1	6- 2				
11- 4	1- 1	2- 1	HOME	1- 1	1- 0	6- 1				
1- 10	0- 3	0- 4	AWAY	0- 2	1- 0	0- 1				
0- 4	0- 2	0- 1	NEUTRAL	0- 0	0- 1	0- 0				
5- 8	0- 2	0- 1	NON-CONFERENCE	0- 2	1- 1	4- 2				
5- 2	0- 0	0- 0	HOME	0- 1	1- 0	4- 1				
0- 3	0- 0	0- 1	AWAY	0- 1	0- 0	0- 1				
0- 3	0- 2	0- 0	NEUTRAL	0- 0	0- 1	0- 0				
7- 10	1- 4	2- 5	CONFERENCE	1- 1	1- 0	2- 0				
6- 2	1- 1	2- 1	HOME	1- 0	0- 0	2- 0				
1- 7	0- 3	0- 3	AWAY	0- 1	1- 0	0- 0				
0- 1	0- 0	0- 1	NEUTRAL	0- 0	0- 0	0- 0				

RPI 1-25				RPI 26-50				RPI 51-100				RPI 101+ Team's RPI: 142			
RPI	S	Opponent	Score	RPI	S	Opponent	Score	RPI	S	Opponent	Score	RPI	S	Opponent	Score
4	A	South Carolina	32 85	26	H	Florida	66 71	52	A	Rutgers	40 60	125	A	LSU	48 44
5	N	Oregon St.	47 63	28	A	Tennessee	57 75	57	A	Auburn	60 71	137	N	La.-Lafayette	59 67
7	N	Texas	50 61	28	H	Tennessee	64 59	73	H	Vanderbilt	57 56	143	H	Oral Roberts	65 50
13	A	Kentucky	63 77	28	N	Tennessee	51 68	79	H	Missouri St.	54 69	160	H	Alabama	69 67
19	H	Texas A&M	67 61	35	A	Georgia	57 72					175	H	Ole Miss	60 49
24	A	Mississippi St.	55 80	45	A	Missouri	48 69					183	A	Butler	57 63
24	H	Mississippi St.	55 65	45	H	Missouri	64 52					194	H	Tulsa	67 74
				50	A	South Dakota St.	69 76					205	H	Sam Houston St.	67 47
LAST 12 Division I GAMES:															
		28 N Tennessee	51 68			73 H Vanderbilt	57 56								
		175 H Ole Miss	60 49			28 A Tennessee	57 75								
		35 A Georgia	57 72			24 H Mississippi St.	55 65								
		13 A Kentucky	63 77			26 H Florida	66 71								
		160 H Alabama	69 67			57 A Auburn	60 71								
		45 A Missouri	48 69			125 A LSU	48 44								

Non-Div I Games:

Arkansas

■ Loss,
 ■ Non-Conf,
 ■ S Site,
 ■ Home
 ■ A Away
 N Neutral

Average RPI Win: 215		WON-LOST	WINNING	LAST 10	STRENGTH OF		OPP. STRENGTH	TEAM	ADJ.	CONF.	ADJ CONF.
Average RPI Loss: 76		RECORD	PCT. RANK	GAMES	SCHEDULE		OF SCHEDULE	RPI	RPI	RPI	RPI
DIV. I ONLY		26- 5	19	8- 2	169		199	43	43	15	15
DIV. I NON-CONF.		6- 3	99	0- 0	89		215	54	54	14	14
TOTALS		RPI 1-25	RPI 26-50		W-L RECORDS		RPI 51-100	RPI 101-150		RPI 150+	
26- 5	0- 0	0- 2		OVERALL		1- 1	6- 2		19- 0		
13- 0	0- 0	0- 0		HOME		0- 0	3- 0		10- 0		
12- 4	0- 0	0- 2		AWAY		1- 1	3- 1		8- 0		
1- 1	0- 0	0- 0		NEUTRAL		0- 0	0- 1		1- 0		
6- 3	0- 0	0- 2		NON-CONFERENCE		1- 1	1- 0		4- 0		
3- 0	0- 0	0- 0		HOME		0- 0	0- 0		3- 0		
3- 3	0- 0	0- 2		AWAY		1- 1	1- 0		1- 0		
0- 0	0- 0	0- 0		NEUTRAL		0- 0	0- 0		0- 0		
20- 2	0- 0	0- 0		CONFERENCE		0- 0	5- 2		15- 0		
10- 0	0- 0	0- 0		HOME		0- 0	3- 0		7- 0		
9- 1	0- 0	0- 0		AWAY		0- 0	2- 1		7- 0		
1- 1	0- 0	0- 0		NEUTRAL		0- 0	0- 1		1- 0		

RPI 1-25				Team's RPI: 43				RPI 51-100				RPI 101+			
RPI	S	Opponent	Score	RPI	S	Opponent	Score	RPI	S	Opponent	Score	RPI	S	Opponent	Score
				26	A	Florida	72 76	71	A	FGCU	62 48	102	A	Little Rock	69 71
				40	A	Chattanooga	54 55	95	A	Nebraska	71 79	102	H	Little Rock	66 53
												108	A	UT Martin	76 74
												119	A	Troy	101 81
												119	H	Troy	94 80
												119	N	Troy	89 96
												137	A	La.-Lafayette	74 62
												137	H	La.-Lafayette	83 56
												156	A	UT Arlington	78 71
												156	H	UT Arlington	66 44
												193	A	South Ala.	66 53
												193	H	South Ala.	58 51
												246	A	Texas St.	74 59
												246	H	Texas St.	87 50
												259	A	Appalachian St.	83 74
												259	H	Appalachian St.	83 60
												259	N	Appalachian St.	81 61
												269	H	Austin Peay	66 55
												270	A	La.-Monroe	78 64
												270	H	La.-Monroe	66 43
												271	A	Georgia St.	85 64
												271	H	Georgia St.	75 54
												279	A	Tennessee Tech	77 55
												294	A	Ga. Southern	79 52
												294	H	Ga. Southern	77 54
												297	H	Alcorn	82 50
LAST 12 Division I GAMES:															
				119	N	Troy	89 96	271	A	Georgia St.	85 64				
				259	N	Appalachian St.	81 61	294	A	Ga. Southern	79 52				
				259	A	Appalachian St.	83 74	270	A	La.-Monroe	78 64				
				102	A	Little Rock	69 71	137	A	La.-Lafayette	74 62				
				156	H	UT Arlington	66 44	119	H	Troy	94 80				
				246	H	Texas St.	87 50	193	H	South Ala.	58 51				

Non-Div I Games:

Arkansas St.

Loss, Non-Conf, S Site, H Home A Away N Neutral

RPI	S	Opponent	Score
302	H	Wichita St.	67 40

Arkansas St.

Average RPI Win:	246	WON-LOST	WINNING	LAST 10	STRENGTH OF	OPP. STRENGTH	TEAM	ADJ.	CONF.	ADJ CONF.
Average RPI Loss:	73	RECORD	PCT. RANK	GAMES	SCHEDULE	OF SCHEDULE	RPI	RPI	RPI	RPI
DIV. I ONLY	28- 2	6	10- 0	299	287	61	61	26	26	
DIV. I NON-CONF.	8- 1	23	0- 0	262	247	67	67	27	27	
TOTALS	RPI 1-25	RPI 26-50	W-L RECORDS	RPI 51-100	RPI 101-150	RPI 150+				
28- 2	0- 0	1- 1	OVERALL	2- 1	0- 0	25- 0				
16- 0	0- 0	1- 0	HOME	2- 0	0- 0	13- 0				
11- 2	0- 0	0- 1	AWAY	0- 1	0- 0	11- 0				
1- 0	0- 0	0- 0	NEUTRAL	0- 0	0- 0	1- 0				
8- 1	0- 0	1- 1	NON-CONFERENCE	1- 0	0- 0	6- 0				
5- 0	0- 0	1- 0	HOME	1- 0	0- 0	3- 0				
3- 1	0- 0	0- 1	AWAY	0- 0	0- 0	3- 0				
0- 0	0- 0	0- 0	NEUTRAL	0- 0	0- 0	0- 0				
20- 1	0- 0	0- 0	CONFERENCE	1- 1	0- 0	19- 0				
11- 0	0- 0	0- 0	HOME	1- 0	0- 0	10- 0				
8- 1	0- 0	0- 0	AWAY	0- 1	0- 0	8- 0				
1- 0	0- 0	0- 0	NEUTRAL	0- 0	0- 0	1- 0				

RPI S	Opponent	Score	RPI S	Opponent	Score	RPI S	Opponent	Score	RPI S	Opponent	Score
44	H Albany (NY)	65 62	47	A Duke	61 72	87	H Quinnipiac	67 57	157	A Yale	65 61
						98	A Bucknell	69 79	203	A Loyola Maryland	52 44
						98	H Bucknell	68 63	203	H Loyola Maryland	69 51
									203	H Loyola Maryland	70 37
									212	A Lehigh	69 49
									212	H Lehigh	76 46
									212	H Lehigh	63 39
									236	A Navy	49 34
									236	N Navy	75 38
									254	A Holy Cross	80 49
									254	H Holy Cross	77 58
									266	H Pepperdine	63 53
									273	A American	52 42
									273	H American	87 51
									276	H Central Conn. St.	81 52
									284	H Rider	57 42
									295	A Colgate	78 55
									295	H Colgate	67 55
									295	H Colgate	89 62
									329	A Lafayette	78 45
									329	H Lafayette	84 57
									335	A St. Francis Brooklyn	74 35
									342	A NJIT	71 35
									344	A Boston U.	79 44
									344	H Boston U.	72 38

LAST 12 Division I GAMES:

203	H Loyola Maryland	69 51	236	A Navy	49 34
212	H Lehigh	76 46	254	A Holy Cross	80 49
295	H Colgate	89 62	273	H American	87 51
344	A Boston U.	79 44	295	A Colgate	78 55
212	A Lehigh	69 49	203	A Loyola Maryland	52 44
344	H Boston U.	72 38	329	H Lafayette	84 57

Non-Div I Games: Emerson 86 47

Army West Point

■ Loss,
 ■ Non-Conf,
 ■ S Site,
 ■ Home
 ■ Away
 N Neutral

Average RPI Win:	162	WON-LOST	WINNING	LAST 10	STRENGTH OF	OPP. STRENGTH	TEAM	ADJ.	CONF.	ADJ CONF.
Average RPI Loss:	40	RECORD	PCT. RANK	GAMES	SCHEDULE	OF SCHEDULE	RPI	RPI	RPI	RPI
DIV. I ONLY	19- 12	104	6- 4	55	43	57	57	2	2	
DIV. I NON-CONF.	10- 3	61	0- 0	264	145	113	113	2	2	
TOTALS	RPI 1-25	RPI 26-50	W-L RECORDS	RPI 51-100	RPI 101-150	RPI 150+				
19- 12	1- 5	2- 4	OVERALL	2- 2	3- 1	11- 0				
9- 4	1- 2	1- 1	HOME	1- 0	2- 1	4- 0				
6- 7	0- 2	0- 3	AWAY	0- 2	1- 0	5- 0				
4- 1	0- 1	1- 0	NEUTRAL	1- 0	0- 0	2- 0				
10- 3	0- 0	0- 0	NON-CONFERENCE	1- 2	1- 1	8- 0				
4- 1	0- 0	0- 0	HOME	0- 0	1- 1	3- 0				
3- 2	0- 0	0- 0	AWAY	0- 2	0- 0	3- 0				
3- 0	0- 0	0- 0	NEUTRAL	1- 0	0- 0	2- 0				
9- 9	1- 5	2- 4	CONFERENCE	1- 0	2- 0	3- 0				
5- 3	1- 2	1- 1	HOME	1- 0	1- 0	1- 0				
3- 5	0- 2	0- 3	AWAY	0- 0	1- 0	2- 0				
1- 1	0- 1	1- 0	NEUTRAL	0- 0	0- 0	0- 0				

RPI 1-25				RPI 26-50				RPI 51-100				Team's RPI: 57		RPI 101+			
RPI	S	Opponent	Score	RPI	S	Opponent	Score	RPI	S	Opponent	Score			RPI	S	Opponent	Score
4	H	South Carolina	58 74	26	A	Florida	49 56	71	A	FGCU	45 52			111	H	Virginia	52 69
4	N	South Carolina	48 57	26	H	Florida	80 58	73	H	Vanderbilt	53 45			125	A	LSU	63 53
13	A	Kentucky	47 54	28	A	Tennessee	52 79	81	N	Minnesota	81 79			142	H	Arkansas	71 60
13	H	Kentucky	66 61	35	A	Georgia	30 63	99	A	Marquette	69 70			148	H	East Carolina	83 69
19	H	Texas A&M	49 57	45	H	Missouri	55 69							154	N	Boise St.	55 53
24	A	Mississippi St.	45 60	45	N	Missouri	47 45							155	H	UAB	85 71
														160	A	Alabama	59 55
														160	H	Alabama	72 59
														170	H	George Mason	88 59
														175	A	Ole Miss	65 60
														231	N	Coppin St.	69 54
														286	A	Towson	74 52
														296	A	Savannah St.	62 40
														317	A	Southeastern La.	80 68
														328	H	Winthrop	76 33
LAST 12 Division I GAMES:																	
				4	N	South Carolina	48 57					175	A	Ole Miss	65 60		
				45	N	Missouri	47 45					160	A	Alabama	59 55		
				26	A	Florida	49 56					73	H	Vanderbilt	53 45		
				19	H	Texas A&M	49 57					125	A	LSU	63 53		
				45	H	Missouri	55 69					35	A	Georgia	30 63		
				26	H	Florida	80 58					142	H	Arkansas	71 60		

Non-Div I Games:

Auburn

■ Loss,
 ■ Non-Conf, S Site,
 ■ Home
 ■ Away
 N Neutral

Average RPI Win:	250	WON-LOST	WINNING	LAST 10	STRENGTH OF	OPP. STRENGTH	TEAM	ADJ.	CONF.	ADJ CONF.
Average RPI Loss:	150	RECORD	PCT. RANK	GAMES	SCHEDULE	OF SCHEDULE	RPI	RPI	RPI	RPI
DIV. I ONLY	8- 20	286	3- 7	161	218	269	269	24	24	
DIV. I NON-CONF.	0- 11	338	0- 0	39	83	277	277	24	24	
TOTALS	RPI 1-25	RPI 26-50	W-L RECORDS	RPI 51-100	RPI 101-150	RPI 150+				
8- 20	0- 0	0- 3	OVERALL	0- 6	1- 3	7- 8				
7- 3	0- 0	0- 0	HOME	0- 2	1- 1	6- 0				
1- 15	0- 0	0- 2	AWAY	0- 4	0- 2	1- 7				
0- 2	0- 0	0- 1	NEUTRAL	0- 0	0- 0	0- 1				
0- 11	0- 0	0- 3	NON-CONFERENCE	0- 5	0- 0	0- 3				
0- 2	0- 0	0- 0	HOME	0- 2	0- 0	0- 0				
0- 8	0- 0	0- 2	AWAY	0- 3	0- 0	0- 3				
0- 1	0- 0	0- 1	NEUTRAL	0- 0	0- 0	0- 0				
8- 9	0- 0	0- 0	CONFERENCE	0- 1	1- 3	7- 5				
7- 1	0- 0	0- 0	HOME	0- 0	1- 1	6- 0				
1- 7	0- 0	0- 0	AWAY	0- 1	0- 2	1- 4				
0- 1	0- 0	0- 0	NEUTRAL	0- 0	0- 0	0- 1				

RPI 1-25				RPI 26-50				RPI 51-100				RPI 101+				Team's RPI: 269	
RPI	S	Opponent	Score	RPI	S	Opponent	Score	RPI	S	Opponent	Score	RPI	S	Opponent	Score		
				38	A	Western Ky.	69 88	59	H	Middle Tenn.	55 86	108	A	UT Martin	51 75		
				43	A	Arkansas St.	55 66	64	A	Ball St.	44 72	108	H	UT Martin	80 70		
				46	N	Indiana	58 90	73	A	Vanderbilt	56 73	149	A	SIUE	75 94		
								77	A	Belmont	82 88	149	H	SIUE	61 72		
								84	H	California	58 67	164	A	ETSU	76 80		
								100	A	Wright St.	56 77	178	H	Eastern Ky.	94 66		
												178	N	Eastern Ky.	68 82		
												233	A	Southeast Mo. St.	69 71		
												233	H	Southeast Mo. St.	74 71		
												256	A	Tennessee St.	58 66		
												260	A	Murray St.	72 75		
												260	H	Murray St.	81 72		
												279	H	Tennessee Tech	91 75		
												283	A	Miami (OH)	60 75		
												290	A	Kennesaw St.	65 73		
												298	H	Jacksonville St.	61 59		
												307	A	Morehead St.	96 75		
												340	A	Eastern Ill.	56 64		
												340	H	Eastern Ill.	80 45		
LAST 12 Division I GAMES:																	
				178	N	Eastern Ky.	68 82	260	A	Murray St.	72 75						
				233	H	Southeast Mo. St.	74 71	108	A	UT Martin	51 75						
				260	H	Murray St.	81 72	233	A	Southeast Mo. St.	69 71						
				149	A	SIUE	75 94	149	H	SIUE	61 72						
				108	H	UT Martin	80 70	340	H	Eastern Ill.	80 45						
				340	A	Eastern Ill.	56 64	307	A	Morehead St.	96 75						

Non-Div I Games: Trevecca Nazarene 97 75 Christian Bros. 74 55

Austin Peay

■ Loss,
 ■ Non-Conf,
 ■ S Site,
 ■ Home
 ■ A Away
 N Neutral

BY
Y
UBY
Y
U

BYU

Page 23

Average RPI Win:	177	WON-LOST	WINNING	LAST 10	STRENGTH OF	OPP. STRENGTH	TEAM	ADJ.	CONF.	ADJ CONF.
Average RPI Loss:	91	RECORD	PCT. RANK	GAMES	SCHEDULE	OF SCHEDULE	RPI	RPI	RPI	RPI
DIV. I ONLY	20- 9	70	6- 4	89	116	64	64	11	11	
DIV. I NON-CONF.	7- 3	91	0- 0	199	104	98	98	13	13	
TOTALS	RPI 1-25	RPI 26-50	W-L RECORDS	RPI 51-100	RPI 101-150	RPI 150+				
20- 9	0- 0	1- 1	OVERALL	3- 7	7- 0	9- 1				
11- 2	0- 0	1- 0	HOME	2- 2	4- 0	4- 0				
8- 5	0- 0	0- 0	AWAY	1- 1	3- 0	4- 0				
1- 2	0- 0	0- 1	NEUTRAL	0- 1	0- 0	1- 0				
7- 3	0- 0	1- 1	NON-CONFERENCE	1- 2	0- 0	5- 0				
4- 0	0- 0	1- 0	HOME	1- 0	0- 0	2- 0				
2- 2	0- 0	0- 0	AWAY	0- 2	0- 0	2- 0				
1- 1	0- 0	0- 1	NEUTRAL	0- 0	0- 0	1- 0				
13- 6	0- 0	0- 0	CONFERENCE	2- 5	7- 0	4- 1				
7- 2	0- 0	0- 0	HOME	1- 2	4- 0	2- 0				
6- 3	0- 0	0- 0	AWAY	1- 2	3- 0	2- 1				
0- 1	0- 0	0- 0	NEUTRAL	0- 1	0- 0	0- 0				

RPI 1-25				RPI 26-50				RPI 51-100				Team's RPI: 64	RPI 101+			
RPI	S	Opponent	Score	RPI	S	Opponent	Score	RPI	S	Opponent	Score		RPI	S	Opponent	Score
				26	N	Florida	79 85	51	A	Ohio	48 73		106	A	Buffalo	59 57
				38	H	Western Ky.	74 60	51	H	Ohio	67 68		106	H	Buffalo	68 63
								54	H	Saint Louis	79 70		117	A	Toledo	68 58
								66	A	Purdue	63 73		117	H	Toledo	75 69
								67	A	Central Mich.	66 67		126	H	Akron	78 71
								67	H	Central Mich.	65 74		150	A	Western Mich.	77 53
								86	A	Eastern Mich.	67 63		150	H	Western Mich.	60 54
								86	H	Eastern Mich.	76 54		183	H	Butler	58 50
								86	N	Eastern Mich.	53 67		224	N	Massachusetts	81 54
								89	A	Charlotte	66 72		255	A	Bowling Green	67 56
													263	A	Northern Ill.	73 57
													263	H	Northern Ill.	76 68
													269	H	Austin Peay	72 44
													283	H	Miami (OH)	66 41
													318	A	Kent St.	50 59
													330	A	Evansville	73 53
													334	A	Lipscomb	72 60
LAST 12 Division I GAMES:																
				86	N	Eastern Mich.	53 67	263	A	Northern Ill.	73 57					
				117	A	Toledo	68 58	318	A	Kent St.	50 59					
				263	H	Northern Ill.	76 68	67	H	Central Mich.	65 74					
				86	A	Eastern Mich.	67 63	106	A	Buffalo	59 57					
				67	A	Central Mich.	66 67	126	H	Akron	78 71					
				150	H	Western Mich.	60 54	51	H	Ohio	67 68					

Non-Div I Games: Ohio Valley 94 45

Ball St.

■ Loss,
 ■ Non-Conf,
 ■ S Site,
 ■ Home
 ■ A Away
 N Neutral

Through Games of March 19, 1910										
Average RPI Win:	96	WON-LOST	WINNING	LAST 10	STRENGTH OF	OPP. STRENGTH	TEAM	ADJ.	CONF.	ADJ CONF.
Average RPI Loss:	30	RECORD	PCT. RANK	GAMES	SCHEDULE	OF SCHEDULE	RPI	RPI	RPI	RPI
DIV. I ONLY	33- 1	2	10- 0	7	17	2	2	3	3	
DIV. I NON-CONF.	13- 0	1	0- 0	34	37	3	3	3	3	
TOTALS	RPI 1-25	RPI 26-50		W-L RECORDS		RPI 51-100	RPI 101-150	RPI 150+		
33- 1	8- 0	8- 1		OVERALL		0- 0	10- 0	7- 0		
18- 0	3- 0	4- 0		HOME		0- 0	6- 0	5- 0		
8- 1	2- 0	2- 1		AWAY		0- 0	3- 0	1- 0		
7- 0	3- 0	2- 0		NEUTRAL		0- 0	1- 0	1- 0		
13- 0	3- 0	2- 0		NON-CONFERENCE		0- 0	3- 0	5- 0		
9- 0	1- 0	1- 0		HOME		0- 0	3- 0	4- 0		
0- 0	0- 0	0- 0		AWAY		0- 0	0- 0	0- 0		
4- 0	2- 0	1- 0		NEUTRAL		0- 0	0- 0	1- 0		
20- 1	5- 0	6- 1		CONFERENCE		0- 0	7- 0	2- 0		
9- 0	2- 0	3- 0		HOME		0- 0	3- 0	1- 0		
8- 1	2- 0	2- 1		AWAY		0- 0	3- 0	1- 0		
3- 0	1- 0	1- 0		NEUTRAL		0- 0	1- 0	0- 0		

RPI 1-25				Team's RPI: 2		RPI 26-50				RPI 51-100				RPI 101+			
RPI	S	Opponent	Score	RPI	S	Opponent	Score	RPI	S	Opponent	Score	RPI	S	Opponent	Score		
7	A	Texas	80 67	29	H	DePaul	86 72					109	A	TCU	81 75		
7	H	Texas	74 48	30	A	Oklahoma St.	45 52					109	H	TCU	72 55		
7	N	Texas	79 63	30	H	Oklahoma St.	66 41					133	H	Northwestern St.	86 44		
17	N	Michigan St.	84 76	31	N	James Madison	77 63					136	A	Iowa St.	77 61		
21	H	South Fla.	66 63	32	A	Oklahoma	78 70					136	H	Iowa St.	78 41		
22	A	West Virginia	71 61	32	H	Oklahoma	78 68					141	A	Texas Tech	66 36		
22	H	West Virginia	69 64	32	N	Oklahoma	84 57					141	H	Texas Tech	69 43		
25	N	Miami (FL)	88 81	48	A	Kansas St.	63 52					141	N	Texas Tech	82 51		
				48	H	Kansas St.	87 52					143	H	Oral Roberts	97 39		
												145	H	McNeese St.	105 46		
												156	H	UT Arlington	62 20		
												182	H	Grambling	96 42		
												188	H	Southern Miss.	97 42		
												222	A	Kansas	58 40		
												222	H	Kansas	81 49		
												225	H	Rice	89 38		
												243	N	Cincinnati	72 34		
LAST 12 Division I GAMES:																	
		7	N	Texas			79	63			136	H	Iowa St.		78	41	
		32	N	Oklahoma			84	57			30	H	Oklahoma St.		66	41	
		141	N	Texas Tech			82	51			141	A	Texas Tech		66	36	
		7	H	Texas			74	48			109	A	TCU		81	75	
		48	A	Kansas St.			63	52			222	H	Kansas		81	49	
		32	A	Oklahoma			78	70			48	H	Kansas St.		87	52	

Non-Div I Games:

Baylor

Belmont

Through Games Of March 13, 2016

Average RPI Win:	248	WON-LOST	WINNING	LAST 10	STRENGTH OF	OPP. STRENGTH	TEAM	ADJ.	CONF.	ADJ CONF.
Average RPI Loss:	91	RECORD	PCT. RANK	GAMES	SCHEDULE	OF SCHEDULE	RPI	RPI	RPI	RPI
DIV. I ONLY	22- 8	53	9- 1	204	239	77	77	24	24	
DIV. I NON-CONF.	6- 5	146	0- 0	83	117	75	75	24	24	
TOTALS	RPI 1-25	RPI 26-50	W-L RECORDS	RPI 51-100	RPI 101-150	RPI 150+				
22- 8	0- 2	0- 2	OVERALL	0- 0	3- 3	19- 1				
11- 0	0- 0	0- 0	HOME	0- 0	1- 0	10- 0				
8- 8	0- 2	0- 2	AWAY	0- 0	1- 3	7- 1				
3- 0	0- 0	0- 0	NEUTRAL	0- 0	1- 0	2- 0				
6- 5	0- 2	0- 2	NON-CONFERENCE	0- 0	2- 1	4- 0				
3- 0	0- 0	0- 0	HOME	0- 0	1- 0	2- 0				
3- 5	0- 2	0- 2	AWAY	0- 0	1- 1	2- 0				
0- 0	0- 0	0- 0	NEUTRAL	0- 0	0- 0	0- 0				
16- 3	0- 0	0- 0	CONFERENCE	0- 0	1- 2	15- 1				
8- 0	0- 0	0- 0	HOME	0- 0	0- 0	8- 0				
5- 3	0- 0	0- 0	AWAY	0- 0	0- 2	5- 1				
3- 0	0- 0	0- 0	NEUTRAL	0- 0	1- 0	2- 0				

RPI S	Opponent	Score	RPI S	Opponent	Score	RPI S	Opponent	Score	RPI S	Opponent	Score
6	A Ohio St.	56 84	38	A Western Ky.	65 80				108	A UT Martin	79 81
20	A Green Bay	62 66	40	A Chattanooga	53 62				119	H Troy	102 93
									132	A IUPUI	59 62
									144	A Wake Forest	78 64
									149	A SIUE	60 73
									149	N SIUE	92 68
									155	H UAB	63 62
									178	A Eastern Ky.	65 51
									178	H Eastern Ky.	72 61
									178	N Eastern Ky.	95 63
									233	A Southeast Mo. St.	74 81
									256	A Tennessee St.	71 51
									256	H Tennessee St.	80 65
									256	N Tennessee St.	68 60
									260	H Murray St.	87 61
									264	H Cleveland St.	76 58
									269	H Austin Peay	88 82
									279	A Tennessee Tech	80 79
									279	H Tennessee Tech	70 49
									298	A Jacksonville St.	44 32
									298	H Jacksonville St.	56 42
									307	A Morehead St.	89 74
									307	H Morehead St.	99 71
									334	A Lipscomb	90 68
									340	H Eastern Ill.	89 61
									346	A Alabama A&M	78 28

LAST 12 Division I GAMES:

178	N	Eastern Ky.	95	63	108	A	UT Martin	79	81
149	N	SIUE	92	68	307	A	Morehead St.	89	74
256	N	Tennessee St.	68	60	298	H	Jacksonville St.	56	42
256	A	Tennessee St.	71	51	178	H	Eastern Ky.	72	61
178	A	Eastern Ky.	65	51	307	H	Morehead St.	99	71
279	H	Tennessee Tech	70	49	279	A	Tennessee Tech	80	79

Non-Div I Games: Young Harris 80 31 Trevecca Nazarene 86 59

Belmont

Loss, Non-Conf, S Site, H Home A Away N Neutral

Bethune-Cookman

Through Games Of March 13, 2016

Average RPI Win:	299	WON-LOST	WINNING	LAST 10	STRENGTH OF	OPP. STRENGTH	TEAM	ADJ.	CONF.	ADJ CONF.
Average RPI Loss:	209	RECORD	PCT. RANK	GAMES	SCHEDULE	OF SCHEDULE	RPI	RPI	RPI	RPI
DIV. I ONLY	16- 12	135	7- 3	341	348	250	250	32	32	
DIV. I NON-CONF.	4- 7	222	0- 0	303	323	276	276	30	30	
TOTALS	RPI 1-25	RPI 26-50	W-L RECORDS	RPI 51-100	RPI 101-150	RPI 150+				
16- 12	0- 1	0- 0	OVERALL	0- 0	0- 1	16- 10				
8- 3	0- 0	0- 0	HOME	0- 0	0- 1	8- 2				
6- 6	0- 0	0- 0	AWAY	0- 0	0- 0	6- 0				
2- 3	0- 0	0- 0	NEUTRAL	0- 0	0- 0	2- 3				
4- 7	0- 1	0- 0	NON-CONFERENCE	0- 0	0- 1	4- 5				
0- 3	0- 0	0- 0	HOME	0- 0	0- 1	0- 2				
2- 2	0- 1	0- 0	AWAY	0- 0	0- 0	2- 1				
2- 2	0- 0	0- 0	NEUTRAL	0- 0	0- 0	2- 2				
12- 5	0- 0	0- 0	CONFERENCE	0- 0	0- 0	12- 5				
8- 0	0- 0	0- 0	HOME	0- 0	0- 0	8- 0				
4- 4	0- 0	0- 0	AWAY	0- 0	0- 0	4- 4				
0- 1	0- 0	0- 0	NEUTRAL	0- 0	0- 0	0- 1				

RPI 1-25			RPI 26-50			RPI 51-100			RPI 101+ Team's RPI: 250		
RPI	S	Opponent	Score	RPI	S	Opponent	Score	RPI	S	Opponent	Score
25	A	Miami (FL)	47 55					134	H	Jacksonville	53 63
								181	A	Fla. Atlantic	60 82
								190	H	Stetson	38 62
								195	A	N.C. A&T	55 68
								195	H	N.C. A&T	65 41
								206	H	Brown	61 68
								207	A	Hampton	45 60
								231	H	Coppin St.	69 56
								242	N	Western Ill.	59 75
								257	H	Morgan St.	63 48
								271	N	Georgia St.	61 68
								280	A	UMES	71 76
								289	A	Florida A&M	48 53
								289	H	Florida A&M	67 60
								293	A	South Carolina St.	64 46
								293	H	South Carolina St.	65 50
								293	N	South Carolina St.	48 56
								294	N	Ga. Southern	65 49
								296	H	Savannah St.	50 44
								300	A	Western Caro.	66 59
								322	N	LIU Brooklyn	68 55
								324	H	Delaware St.	66 35
								326	A	North Florida	53 49
								327	A	Howard	81 77
								347	A	Norfolk St.	53 45
								348	A	N.C. Central	63 46
LAST 12 Division I GAMES:											
293	N	South Carolina St.	48 56	348	A	N.C. Central	63 46				
293	A	South Carolina St.	64 46	324	H	Delaware St.	66 35				
195	H	N.C. A&T	65 41	296	H	Savannah St.	50 44				
348	H	N.C. Central	62 50	289	H	Florida A&M	67 60				
289	A	Florida A&M	48 53	327	A	Howard	81 77				
195	A	N.C. A&T	55 68	280	A	UMES	71 76				

Non-Div I Games: Warner 100 28 Edward Waters 67 48

Bethune-Cookman

■ Loss,
 ■ Non-Conf,
 ■ S Site,
 ■ Home
 ■ A Away
 N Neutral

RPI	S	Opponent	Score
348	H	N.C. Central	62 50

B
e
t
h
u
n
e
-
C
o
o
k
m
a
n

B
e
t
h
u
n
e
-
C
o
o
k
m
a
n

Bethune-Cookman

Average RPI Win: 256		WON-LOST	WINNING	LAST 10	STRENGTH OF	OPP. STRENGTH	TEAM	ADJ.	CONF.	ADJ CONF.
Average RPI Loss: 144		RECORD	PCT. RANK	GAMES	SCHEDULE	OF SCHEDULE	RPI	RPI	RPI	RPI
DIV. I ONLY		11- 17	238	5- 5	164	249	223	223	16	16
DIV. I NON-CONF.		2- 8	290	0- 0	250	308	308	308	19	19
TOTALS		RPI 1-25	RPI 26-50	W-L RECORDS	RPI 51-100	RPI 101-150	RPI 150+			
11- 17	0- 0		0- 3	OVERALL	0- 4	0- 0	11- 10			
8- 4	0- 0		0- 2	HOME	0- 1	0- 0	8- 1			
3- 13	0- 0		0- 1	AWAY	0- 3	0- 0	3- 9			
0- 0	0- 0		0- 0	NEUTRAL	0- 0	0- 0	0- 0			
2- 8	0- 0		0- 0	NON-CONFERENCE	0- 2	0- 0	2- 6			
2- 0	0- 0		0- 0	HOME	0- 0	0- 0	2- 0			
0- 8	0- 0		0- 0	AWAY	0- 2	0- 0	0- 6			
0- 0	0- 0		0- 0	NEUTRAL	0- 0	0- 0	0- 0			
9- 9	0- 0		0- 3	CONFERENCE	0- 2	0- 0	9- 4			
6- 4	0- 0		0- 2	HOME	0- 1	0- 0	6- 1			
3- 5	0- 0		0- 1	AWAY	0- 1	0- 0	3- 3			
0- 0	0- 0		0- 0	NEUTRAL	0- 0	0- 0	0- 0			

RPI 1-25				RPI 26-50				RPI 51-100				RPI 101+				Team's RPI: 223	
RPI	S	Opponent	Score	RPI	S	Opponent	Score	RPI	S	Opponent	Score	RPI	S	Opponent	Score		
				44	A	Albany (NY)	58 64	60	A	Maine	37 69	158	A	Stony Brook	58 64		
				44	H	Albany (NY)	43 79	60	H	Maine	38 52	158	H	Stony Brook	54 47		
				44	H	Albany (NY)	47 59	78	A	Michigan	62 90	168	A	Xavier	55 64		
								98	A	Bucknell	46 76	169	A	Cornell	57 64		
												187	A	UMBC	51 62		
												187	H	UMBC	49 41		
												187	H	UMBC	70 56		
												201	A	Sacred Heart	60 69		
												206	A	Brown	65 67		
												221	A	Hartford	53 47		
												221	H	Hartford	39 41		
												227	A	Canisius	50 80		
												235	A	New Hampshire	49 64		
												235	H	New Hampshire	51 50		
												247	A	Columbia	64 71		
												277	A	Vermont	57 53		
												277	H	Vermont	66 52		
												295	H	Colgate	63 56		
												319	A	UMass Lowell	75 70		
												319	H	UMass Lowell	55 52		
												342	H	NJIT	54 50		
LAST 12 Division I GAMES:																	
				44	H	Albany (NY)	43 79	221	H	Hartford	39 41						
				187	H	UMBC	49 41	44	A	Albany (NY)	58 64						
				60	A	Maine	37 69	235	A	New Hampshire	49 64						
				187	H	UMBC	70 56	158	H	Stony Brook	54 47						
				319	H	UMass Lowell	55 52	60	H	Maine	38 52						
				277	H	Vermont	66 52	187	A	UMBC	51 62						

Non-Div I Games:	Cedar Crest	74	18	Misericordia	73	44	Nyack	65	33
------------------	-------------	----	----	--------------	----	----	-------	----	----

Binghamton

■ Loss, ■ Non-Conf, S Site, H Home A Away N Neutral

Average RPI Win:	242	WON-LOST	WINNING	LAST 10	STRENGTH OF	OPP. STRENGTH	TEAM	ADJ.	CONF.	ADJ CONF.
Average RPI Loss:	142	RECORD	PCT. RANK	GAMES	SCHEDULE	OF SCHEDULE	RPI	RPI	RPI	RPI
DIV. I ONLY	17- 11	110	5- 5	243	212	154	154	20	20	
DIV. I NON-CONF.	5- 4	138	0- 0	265	175	204	204	20	20	
TOTALS	RPI 1-25	RPI 26-50	W-L RECORDS	RPI 51-100	RPI 101-150	RPI 150+				
17- 11	0- 0	0- 2	OVERALL	0- 2	0- 1	17- 6				
8- 5	0- 0	0- 1	HOME	0- 1	0- 0	8- 3				
8- 5	0- 0	0- 1	AWAY	0- 0	0- 1	8- 3				
1- 1	0- 0	0- 0	NEUTRAL	0- 1	0- 0	1- 0				
5- 4	0- 0	0- 0	NON-CONFERENCE	0- 2	0- 0	5- 2				
1- 3	0- 0	0- 0	HOME	0- 1	0- 0	1- 2				
3- 0	0- 0	0- 0	AWAY	0- 0	0- 0	3- 0				
1- 1	0- 0	0- 0	NEUTRAL	0- 1	0- 0	1- 0				
12- 7	0- 0	0- 2	CONFERENCE	0- 0	0- 1	12- 4				
7- 2	0- 0	0- 1	HOME	0- 0	0- 0	7- 1				
5- 5	0- 0	0- 1	AWAY	0- 0	0- 1	5- 3				
0- 0	0- 0	0- 0	NEUTRAL	0- 0	0- 0	0- 0				

RPI 1-25			RPI 26-50			RPI 51-100			RPI 101+ Team's RPI: 154		
RPI	S	Opponent	Score	RPI	S	Opponent	Score	RPI	S	Opponent	Score
				41	A	Colorado St.	64 68	57	N	Auburn	53 55
				41	H	Colorado St.	51 83	96	H	Washington St.	52 57
LAST 12 Division I GAMES:											
211	A	UNLV	65 71	258	A	Wyoming	58 82	272	A	Seattle	84 66
200	H	San Jose St.	81 69	41	H	Colorado St.	51 83	292	A	Portland	89 49
325	A	Nevada	64 61	341	H	Air Force	61 48	325	A	Nevada	64 61
238	H	San Diego St.	68 63	234	A	Utah St.	63 58	325	H	Nevada	66 58
211	A	UNLV	68 78	165	A	New Mexico	81 60	341	H	Air Force	61 48
165	H	New Mexico	60 70	211	H	UNLV	75 56				

Non-Div I Games: Concordia Portland 84 77 Cal St. L.A. 58 44

Boise St.

■ Loss,
 ■ Non-Conf, S Site,
 ■ Home
 ■ Away
 N Neutral

Season College				Through Games Of March 16, 1918						
Average RPI Win:	194	WON-LOST	WINNING	LAST 10	STRENGTH OF	OPP. STRENGTH	TEAM	ADJ.	CONF.	ADJ CONF.
Average RPI Loss:	54	RECORD	PCT. RANK	GAMES	SCHEDULE	OF SCHEDULE	RPI	RPI	RPI	RPI
DIV. I ONLY	15- 16	175	2- 8	68	47	122	122	4	4	
DIV. I NON-CONF.	12- 1	9	0- 0	255	135	61	61	5	5	
TOTALS	RPI 1-25	RPI 26-50	W-L RECORDS	RPI 51-100	RPI 101-150	RPI 150+				
15- 16	0- 7	0- 4	OVERALL	3- 1	2- 3	10- 1				
8- 7	0- 4	0- 0	HOME	1- 0	1- 2	6- 1				
5- 7	0- 3	0- 2	AWAY	1- 1	0- 1	4- 0				
2- 2	0- 0	0- 2	NEUTRAL	1- 0	1- 0	0- 0				
12- 1	0- 0	0- 1	NON-CONFERENCE	3- 0	0- 0	9- 0				
7- 0	0- 0	0- 0	HOME	1- 0	0- 0	6- 0				
4- 0	0- 0	0- 0	AWAY	1- 0	0- 0	3- 0				
1- 1	0- 0	0- 1	NEUTRAL	1- 0	0- 0	0- 0				
3- 15	0- 7	0- 3	CONFERENCE	0- 1	2- 3	1- 1				
1- 7	0- 4	0- 0	HOME	0- 0	1- 2	0- 1				
1- 7	0- 3	0- 2	AWAY	0- 1	0- 1	1- 0				
1- 1	0- 0	0- 1	NEUTRAL	0- 0	1- 0	0- 0				

RPI S	Opponent	Score	RPI S	Opponent	Score	RPI S	Opponent	Score	RPI S	Opponent	Score	Team's RPI: 122
1	A Notre Dame	58 70	32	N Oklahoma	61 76	60	H Maine	55 48	111	H Virginia	50 61	
1	H Notre Dame	50 63	47	A Duke	51 71	66	A Purdue	58 56	124	A Virginia Tech	33 58	
12	A Syracuse	61 62	49	A North Carolina St.	63 74	70	A Georgia Tech	56 62	124	N Virginia Tech	49 37	
12	H Syracuse	55 71	49	N North Carolina St.	60 76	88	N Utah	76 51	131	H Pittsburgh	54 43	
14	H Louisville	45 55							144	H Wake Forest	59 65	
15	A Florida St.	42 75							151	A Northeastern	71 45	
25	H Miami (FL)	62 67							153	H North Carolina	78 86	
									157	H Yale	73 60	
									221	H Hartford	62 28	
									235	H New Hampshire	71 51	
									237	H Bryant	74 59	
									252	A Clemson	67 64	
									254	H Holy Cross	60 51	
									265	A Providence	67 41	
									319	H UMass Lowell	66 55	
									344	A Boston U.	58 37	
LAST 12 Division I GAMES:												
49	N North Carolina St.	60 76	111	H Virginia	50 61							
124	N Virginia Tech	49 37	49	A North Carolina St.	63 74							
1	A Notre Dame	58 70	153	H North Carolina	78 86							
12	H Syracuse	55 71	25	H Miami (FL)	62 67							
14	H Louisville	45 55	70	A Georgia Tech	56 62							
252	A Clemson	67 64	12	A Syracuse	61 62							

Non-Div I Games:

Boston College

■ Loss,
 ■ Non-Conf, S Site,
 ■ Home
 ■ Away
 N Neutral

Average RPI Win: 268	WON-LOST	WINNING	LAST 10	STRENGTH OF	OPP. STRENGTH	TEAM	ADJ.	CONF.	ADJ CONF.
Average RPI Loss: 202	RECORD	PCT. RANK	GAMES	SCHEDULE	OF SCHEDULE	RPI	RPI	RPI	RPI
DIV. I ONLY	3- 27	342	2- 8	292	256	344	344	26	26
DIV. I NON-CONF.	0- 11	338	0- 0	296	176	347	347	27	27
TOTALS	RPI 1-25	RPI 26-50	W-L RECORDS	RPI 51-100	RPI 101-150	RPI 150+			
3- 27	0- 0	0- 1	OVERALL	0- 5	0- 1	3- 20			
2- 13	0- 0	0- 1	HOME	0- 2	0- 1	2- 9			
1- 14	0- 0	0- 0	AWAY	0- 0	0- 0	1- 5			
0- 0	0- 0	0- 0	NEUTRAL	0- 0	0- 0	0- 0			
0- 11	0- 0	0- 1	NON-CONFERENCE	0- 1	0- 1	0- 8			
0- 6	0- 0	0- 1	HOME	0- 0	0- 1	0- 4			
0- 5	0- 0	0- 0	AWAY	0- 1	0- 0	0- 4			
0- 0	0- 0	0- 0	NEUTRAL	0- 0	0- 0	0- 0			
3- 16	0- 0	0- 0	CONFERENCE	0- 4	0- 0	3- 12			
2- 7	0- 0	0- 0	HOME	0- 2	0- 0	2- 5			
1- 9	0- 0	0- 0	AWAY	0- 2	0- 0	1- 7			
0- 0	0- 0	0- 0	NEUTRAL	0- 0	0- 0	0- 0			

RPI S	Opponent	Score	RPI S	Opponent	Score	RPI S	Opponent	Score	RPI S	Opponent	Score	Team's RPI: 344
			44 H	Albany (NY)	43 83	61 A	Army West Point	38 72	122 H	Boston College	37 58	
						61 H	Army West Point	44 79	151 H	Northeastern	44 77	
						97 A	Harvard	55 73	161 H	Marist	54 73	
						98 A	Bucknell	56 74	203 A	Loyola Maryland	54 63	
						98 H	Bucknell	59 72	203 H	Loyola Maryland	46 67	
									212 A	Lehigh	48 72	
									212 H	Lehigh	66 73	
									214 H	Rhode Island	41 57	
									217 A	Dartmouth	52 72	
									224 A	Massachusetts	56 73	
									235 A	New Hampshire	52 69	
									236 A	Navy	56 67	
									236 H	Navy	51 49	
									254 A	Holy Cross	50 74	
									254 H	Holy Cross	41 60	
									273 A	American	53 61	
									273 A	American	33 79	
									273 H	American	63 59	
									277 H	Vermont	45 60	
									295 A	Colgate	71 58	
									295 H	Colgate	63 72	
									319 A	UMass Lowell	57 70	
									329 A	Lafayette	56 71	
									329 H	Lafayette	64 71	

LAST 12 Division I GAMES:

273 A	American	53 61	203 H	Loyola Maryland	46 67
61 H	Army West Point	44 79	273 A	American	33 79
254 A	Holy Cross	50 74	329 H	Lafayette	64 71
61 A	Army West Point	38 72	236 H	Navy	51 49
98 H	Bucknell	59 72	212 A	Lehigh	48 72
295 A	Colgate	71 58	98 A	Bucknell	56 74

Non-Div I Games:

Boston U.

Bowling Green

Through Games Of March 13, 2016

Average RPI Win:	264	WON-LOST	WINNING	LAST 10	STRENGTH OF	OPP. STRENGTH	TEAM	ADJ.	CONF.	ADJ CONF.
Average RPI Loss:	122	RECORD	PCT. RANK	GAMES	SCHEDULE	OF SCHEDULE	RPI	RPI	RPI	RPI
DIV. I ONLY	10- 18	253	2- 8	215	146	255	255	11	11	
DIV. I NON-CONF.	4- 5	193	0- 0	322	224	280	280	13	13	
TOTALS	RPI 1-25	RPI 26-50	W-L RECORDS	RPI 51-100	RPI 101-150	RPI 150+				
10- 18	0- 0	0- 1	OVERALL	1- 4	1- 10	8- 3				
6- 7	0- 0	0- 1	HOME	1- 2	0- 4	5- 0				
3- 10	0- 0	0- 0	AWAY	0- 2	0- 6	3- 2				
1- 1	0- 0	0- 0	NEUTRAL	0- 0	1- 0	0- 1				
4- 5	0- 0	0- 1	NON-CONFERENCE	0- 0	1- 1	3- 3				
3- 1	0- 0	0- 1	HOME	0- 0	0- 0	3- 0				
0- 3	0- 0	0- 0	AWAY	0- 0	0- 1	0- 2				
1- 1	0- 0	0- 0	NEUTRAL	0- 0	1- 0	0- 1				
6- 13	0- 0	0- 0	CONFERENCE	1- 4	0- 9	5- 0				
3- 6	0- 0	0- 0	HOME	1- 2	0- 4	2- 0				
3- 7	0- 0	0- 0	AWAY	0- 2	0- 5	3- 0				
0- 0	0- 0	0- 0	NEUTRAL	0- 0	0- 0	0- 0				

RPI 1-25				RPI 26-50				RPI 51-100				RPI 101+				Team's RPI: 255	
RPI	S	Opponent	Score	RPI	S	Opponent	Score	RPI	S	Opponent	Score	RPI	S	Opponent	Score		
				50	H	South Dakota St.	45 58					106	A	Buffalo	52 55		
								51	A	Ohio	58 75	106	A	Buffalo	44 60		
								51	H	Ohio	57 72	106	H	Buffalo	50 63		
								64	H	Ball St.	56 67	111	A	Virginia	39 68		
								67	A	Central Mich.	75 76	117	A	Toledo	61 75		
								86	H	Eastern Mich.	67 63	117	H	Toledo	60 68		
												126	A	Akron	61 71		
												126	H	Akron	55 71		
												134	N	Jacksonville	72 69		
												150	A	Western Mich.	45 74		
												150	H	Western Mich.	49 65		
												189	N	Davidson	56 60		
												243	A	Cincinnati	51 54		
												263	A	Northern Ill.	58 43		
												264	A	Cleveland St.	48 69		
												283	A	Miami (OH)	64 58		
												283	H	Miami (OH)	76 56		
												299	H	Bradley	66 53		
												318	A	Kent St.	65 55		
												318	H	Kent St.	71 49		
												321	H	Illinois St.	70 52		
												330	H	Evansville	74 56		
LAST 12 Division I GAMES:																	
				106	A	Buffalo	44 60					117	H	Toledo	60 68		
				126	A	Akron	61 71					106	H	Buffalo	50 63		
				51	A	Ohio	58 75					150	H	Western Mich.	49 65		
				283	H	Miami (OH)	76 56					67	A	Central Mich.	75 76		
				106	A	Buffalo	52 55					117	A	Toledo	61 75		
				318	A	Kent St.	65 55					86	H	Eastern Mich.	67 63		

Non-Div I Games:

Bowling Green

■ Loss,
 ■ Non-Conf,
 ■ S Site,
 ■ H Home
 ■ A Away
 N Neutral

Bradley

Through Games Of March 13, 2016

Average RPI Win: 297	WON-LOST	WINNING	LAST 10	STRENGTH OF	OPP. STRENGTH	TEAM	ADJ.	CONF.	ADJ CONF.
Average RPI Loss: 157	RECORD	PCT. RANK	GAMES	SCHEDULE	OF SCHEDULE	RPI	RPI	RPI	RPI
DIV. I ONLY	8- 22	289	3- 7	283	205	299	299	21	21
DIV. I NON-CONF.	3- 7	248	0- 0	277	184	269	269	17	17
TOTALS	RPI 1-25	RPI 26-50	W-L RECORDS	RPI 51-100	RPI 101-150	RPI 150+			
8- 22	0- 0	0- 1	OVERALL	0- 7	0- 5	8- 9			
4- 9	0- 0	0- 1	HOME	0- 2	0- 3	4- 3			
3- 12	0- 0	0- 0	AWAY	0- 4	0- 2	3- 6			
1- 1	0- 0	0- 0	NEUTRAL	0- 1	0- 0	1- 0			
3- 7	0- 0	0- 1	NON-CONFERENCE	0- 2	0- 1	3- 3			
1- 3	0- 0	0- 1	HOME	0- 0	0- 1	1- 1			
2- 4	0- 0	0- 0	AWAY	0- 2	0- 0	2- 2			
0- 0	0- 0	0- 0	NEUTRAL	0- 0	0- 0	0- 0			
5- 15	0- 0	0- 0	CONFERENCE	0- 5	0- 4	5- 6			
3- 6	0- 0	0- 0	HOME	0- 2	0- 2	3- 2			
1- 8	0- 0	0- 0	AWAY	0- 2	0- 2	1- 4			
1- 1	0- 0	0- 0	NEUTRAL	0- 1	0- 0	1- 0			

RPI S	Opponent	Score	RPI S	Opponent	Score	RPI S	Opponent	Score	RPI S	Opponent	Score	Team's RPI: 299
			32 H	Oklahoma	46 79	54 A	Saint Louis	58 75	110 A	Drake	45 78	
						58 A	Iowa	53 60	110 H	Drake	64 76	
						79 A	Missouri St.	56 59	140 A	Southern Ill.	49 75	
						79 H	Missouri St.	44 55	140 H	Southern Ill.	51 65	
						91 A	UNI	41 65	150 H	Western Mich.	59 72	
						91 H	UNI	47 55	159 A	Detroit	75 67	
						91 N	UNI	45 46	177 A	Loyola Chicago	63 69	
									177 H	Loyola Chicago	54 67	
									229 A	Indiana St.	37 59	
									229 H	Indiana St.	59 68	
									249 H	Ill.-Chicago	56 66	
									255 A	Bowling Green	53 66	
									263 A	Northern Ill.	64 68	
									302 A	Wichita St.	55 50	
									302 H	Wichita St.	50 44	
									302 N	Wichita St.	56 51	
									318 H	Kent St.	68 60	
									321 A	Illinois St.	49 54	
									321 H	Illinois St.	52 38	
									330 A	Evansville	46 62	
									330 H	Evansville	66 52	
									345 A	Chicago St.	66 60	
LAST 12 Division I GAMES:												
			91 N	UNI	45 46	229 H	Indiana St.	59 68				
			302 N	Wichita St.	56 51	79 A	Missouri St.	56 59				
			177 A	Loyola Chicago	63 69	302 A	Wichita St.	55 50				
			110 A	Drake	45 78	140 H	Southern Ill.	51 65				
			91 A	UNI	41 65	330 H	Evansville	66 52				
			321 H	Illinois St.	52 38	91 H	UNI	47 55				

Non-Div I Games: Eureka 87 47

Bradley

■ Loss,
 ■ Non-Conf, S Site,
 ■ Home
 ■ Away
 N Neutral

Average RPI Win:	258	WON-LOST	WINNING	LAST 10	STRENGTH OF	OPP. STRENGTH	TEAM	ADJ.	CONF.	ADJ CONF.
Average RPI Loss:	140	RECORD	PCT. RANK	GAMES	SCHEDULE	OF SCHEDULE	RPI	RPI	RPI	RPI
DIV. I ONLY	13- 13	165	3- 7	276	184	206	206	10	10	
DIV. I NON-CONF.	10- 2	33	0- 0	341	342	153	153	12	12	
TOTALS	RPI 1-25	RPI 26-50	W-L RECORDS	RPI 51-100	RPI 101-150	RPI 150+				
13- 13	0- 0	0- 4	OVERALL	0- 2	0- 0	13- 7				
7- 5	0- 0	0- 2	HOME	0- 1	0- 0	7- 2				
6- 8	0- 0	0- 2	AWAY	0- 1	0- 0	6- 5				
0- 0	0- 0	0- 0	NEUTRAL	0- 0	0- 0	0- 0				
10- 2	0- 0	0- 0	NON-CONFERENCE	0- 0	0- 0	10- 2				
5- 0	0- 0	0- 0	HOME	0- 0	0- 0	5- 0				
5- 2	0- 0	0- 0	AWAY	0- 0	0- 0	5- 2				
0- 0	0- 0	0- 0	NEUTRAL	0- 0	0- 0	0- 0				
3- 11	0- 0	0- 4	CONFERENCE	0- 2	0- 0	3- 5				
2- 5	0- 0	0- 2	HOME	0- 1	0- 0	2- 2				
1- 6	0- 0	0- 2	AWAY	0- 1	0- 0	1- 3				
0- 0	0- 0	0- 0	NEUTRAL	0- 0	0- 0	0- 0				

RPI 1-25				RPI 26-50				RPI 51-100				RPI 101+				Team's RPI: 206	
RPI	S	Opponent	Score	RPI	S	Opponent	Score	RPI	S	Opponent	Score	RPI	S	Opponent	Score		
				27	A	Penn	49 66	97	A	Harvard	79 92	157	A	Yale	54 81		
				27	H	Penn	59 69	97	H	Harvard	79 87	157	H	Yale	39 48		
				36	A	Princeton	53 72					169	A	Cornell	70 85		
				36	H	Princeton	57 83					169	H	Cornell	91 69		
												214	H	Rhode Island	67 63		
												217	A	Dartmouth	56 60		
												217	H	Dartmouth	50 63		
												223	H	Binghamton	67 65		
												237	A	Bryant	84 67		
												247	A	Columbia	73 63		
												247	H	Columbia	91 64		
												248	A	Manhattan	56 80		
												250	A	Bethune-Cookman	68 61		
												257	H	Morgan St.	72 45		
												265	H	Providence	57 47		
												277	H	Vermont	71 54		
												313	A	Fairleigh Dickinson	63 48		
												318	A	Kent St.	62 57		
												338	A	Saint Peter's	67 79		
												342	A	NJIT	74 49		
LAST 12 Division I GAMES:																	
				169	H	Cornell	91 69	217	H	Dartmouth	50 63						
				247	H	Columbia	91 64	97	H	Harvard	79 87						
				97	A	Harvard	79 92	247	A	Columbia	73 63						
				217	A	Dartmouth	56 60	169	A	Cornell	70 85						
				36	H	Princeton	57 83	27	A	Penn	49 66						
				27	H	Penn	59 69	36	A	Princeton	53 72						

Non-Div I Games: Mount Ida 114 28 Rhode Island Col. 90 35

Brown

B
r
y
a
n
t

B
r
y
a
n
t

Bryant

Page 36

B
r
y
a
n
t

RPI S Opponent Score

Through Games Of March 13, 2016

RPI	S	Opponent	Score
335	H	St. Francis Brooklyn	57 58
343	A	Wagner	82 71
343	H	Wagner	94 67

B
r
y
a
n
t

Bryant

Average RPI Win: 256		WON-LOST	WINNING	LAST 10	STRENGTH OF	OPP. STRENGTH	TEAM	ADJ.	CONF.	ADJ CONF.
Average RPI Loss: 152		RECORD	PCT. RANK	GAMES	SCHEDULE	OF SCHEDULE	RPI	RPI	RPI	RPI
DIV. I ONLY		24- 7	33	9- 1	272	291	98	98	26	26
DIV. I NON-CONF.		6- 5	146	0- 0	208	289	156	156	27	27
TOTALS	RPI 1-25		RPI 26-50		W-L RECORDS		RPI 51-100		RPI 101-150	RPI 150+
24- 7	0- 1		0- 0		OVERALL		1- 1		0- 1	23- 4
14- 1	0- 0		0- 0		HOME		1- 0		0- 1	13- 0
10- 5	0- 1		0- 0		AWAY		0- 1		0- 0	10- 3
0- 1	0- 0		0- 0		NEUTRAL		0- 0		0- 0	0- 1
6- 5	0- 1		0- 0		NON-CONFERENCE		0- 0		0- 1	6- 3
4- 1	0- 0		0- 0		HOME		0- 0		0- 1	4- 0
2- 4	0- 1		0- 0		AWAY		0- 0		0- 0	2- 3
0- 0	0- 0		0- 0		NEUTRAL		0- 0		0- 0	0- 0
18- 2	0- 0		0- 0		CONFERENCE		1- 1		0- 0	17- 1
10- 0	0- 0		0- 0		HOME		1- 0		0- 0	9- 0
8- 1	0- 0		0- 0		AWAY		0- 1		0- 0	8- 0
0- 1	0- 0		0- 0		NEUTRAL		0- 0		0- 0	0- 1

RPI 1-25			
RPI	S	Opponent	Score
1	A	Notre Dame	54 85

RPI 26-50			
RPI	S	Opponent	Score

RPI 51-100			
RPI	S	Opponent	Score
61	A	Army West Point	63 68
61	H	Army West Point	79 69

Team's RPI: 98			
RPI	S	Opponent	Score
130	H	Youngstown St.	47 55
152	H	Delaware	80 51
187	A	UMBC	52 65
203	A	Loyola Maryland	64 42
203	H	Loyola Maryland	71 64
203	N	Loyola Maryland	53 65
212	A	Lehigh	67 54
212	H	Lehigh	80 77
223	H	Binghamton	76 46
227	A	Canisius	56 61
236	A	Navy	51 41
236	H	Navy	64 52
248	A	Manhattan	61 56
254	A	Holy Cross	58 51
254	H	Holy Cross	74 64
257	A	Morgan St.	50 64
264	A	Cleveland St.	59 57
273	A	American	66 60
273	H	American	60 54
273	H	American	73 65
295	A	Colgate	71 51
295	H	Colgate	79 60
313	H	Fairleigh Dickinson	72 62
316	H	Mt. St. Mary's	71 45
329	A	Lafayette	68 59
329	H	Lafayette	69 55

LAST 12 Division I GAMES:			
203	N	Loyola Maryland	53 65
273	H	American	73 65
329	A	Lafayette	68 59
236	H	Navy	64 52
329	H	Lafayette	69 55
344	A	Boston U.	72 59
203	A	Loyola Maryland	64 42
295	H	Colgate	79 60
212	A	Lehigh	67 54
254	H	Holy Cross	74 64
273	H	American	60 54
61	A	Army West Point	63 68

Non-Div I Games:

Bucknell

Loss, Non-Conf, S Site, H Home A Away N Neutral

RPI	S	Opponent	Score	
344	A	Boston U.	72	59
344	H	Boston U.	74	56

B
u
c
k
n
e
l
l

B
u
c
k
n
e
l
l

Bucknell

Buffalo

Through Games Of March 13, 2016

Average RPI Win:	203	WON-LOST	WINNING	LAST 10	STRENGTH OF	OPP. STRENGTH	TEAM	ADJ.	CONF.	ADJ CONF.
Average RPI Loss:	115	RECORD	PCT. RANK	GAMES	SCHEDULE	OF SCHEDULE	RPI	RPI	RPI	RPI
DIV. I ONLY	20- 13	114	8- 2	114	156	106	106	11	11	
DIV. I NON-CONF.	8- 3	77	0- 0	213	225	102	102	13	13	
TOTALS	RPI 1-25	RPI 26-50	W-L RECORDS	RPI 51-100	RPI 101-150	RPI 150+				
20- 13	0- 1	0- 1	OVERALL	5- 5	1- 4	14- 2				
9- 5	0- 1	0- 0	HOME	2- 2	0- 2	7- 0				
7- 8	0- 0	0- 1	AWAY	1- 3	0- 2	6- 2				
4- 0	0- 0	0- 0	NEUTRAL	2- 0	1- 0	1- 0				
8- 3	0- 1	0- 1	NON-CONFERENCE	0- 1	0- 0	8- 0				
3- 1	0- 1	0- 0	HOME	0- 0	0- 0	3- 0				
4- 2	0- 0	0- 1	AWAY	0- 1	0- 0	4- 0				
1- 0	0- 0	0- 0	NEUTRAL	0- 0	0- 0	1- 0				
12- 10	0- 0	0- 0	CONFERENCE	5- 4	1- 4	6- 2				
6- 4	0- 0	0- 0	HOME	2- 2	0- 2	4- 0				
3- 6	0- 0	0- 0	AWAY	1- 2	0- 2	2- 2				
3- 0	0- 0	0- 0	NEUTRAL	2- 0	1- 0	0- 0				

RPI 1-25				RPI 26-50				RPI 51-100				RPI 101+				Team's RPI: 106
RPI	S	Opponent	Score	RPI	S	Opponent	Score	RPI	S	Opponent	Score	RPI	S	Opponent	Score	
18	H	Duquesne	62 79	34	A	St. Bonaventure	32 59	51	A	Ohio	70 58	117	A	Toledo	60 71	
								51	H	Ohio	51 43	126	A	Akron	49 62	
								51	N	Ohio	72 60	126	H	Akron	61 69	
								64	A	Ball St.	63 68	126	N	Akron	88 87	
								64	H	Ball St.	57 59	150	H	Western Mich.	78 92	
								67	H	Central Mich.	67 61	169	H	Cornell	59 41	
								67	N	Central Mich.	73 71	201	A	Sacred Heart	66 53	
								75	A	Hofstra	36 79	224	A	Massachusetts	56 48	
								86	A	Eastern Mich.	56 67	227	H	Canisius	54 40	
								86	H	Eastern Mich.	55 70	252	N	Clemson	61 51	
												255	A	Bowling Green	63 50	
												255	H	Bowling Green	60 44	
												255	H	Bowling Green	55 52	
												263	A	Northern Ill.	74 76	
												275	A	UCF	66 60	
												283	A	Miami (OH)	58 69	
												283	H	Miami (OH)	58 39	
												291	A	Niagara	57 48	
												318	A	Kent St.	77 66	
												318	H	Kent St.	63 47	
												322	H	LIU Brooklyn	55 38	
LAST 12 Division I GAMES:																
		67	N	Central Mich.			73	71			51	A	Ohio			70 58
		126	N	Akron			88	87			255	H	Bowling Green			55 52
				51	N	Ohio		72	60		283	H	Miami (OH)			58 39
		255	H	Bowling Green			60	44			86	H	Eastern Mich.			55 70
		318	H	Kent St.			63	47			255	A	Bowling Green			63 50
		126	A	Akron			49	62			117	A	Toledo			60 71

Non-Div I Games:

Buffalo

■ Loss,
■ Non-Conf,
■ S Site,
■ H Home
■ A Away
N Neutral

ButlerButler

Butler

Page 41

C
S
U
NC
S
U
N

CSUN

Page 43

Average RPI Win:	257	WON-LOST	WINNING	LAST 10	STRENGTH OF	OPP. STRENGTH	TEAM	ADJ.	CONF.	ADJ CONF.
Average RPI Loss:	122	RECORD	PCT. RANK	GAMES	SCHEDULE	OF SCHEDULE	RPI	RPI	RPI	RPI
DIV. I ONLY	15- 16	175	5- 5	189	229	191	191	22	22	
DIV. I NON-CONF.	7- 6	156	0- 0	92	123	112	112	21	21	
TOTALS	RPI 1-25	RPI 26-50	W-L RECORDS	RPI 51-100	RPI 101-150	RPI 150+				
15- 16	0- 1	0- 0	OVERALL	1- 5	1- 5	13- 5				
8- 5	0- 0	0- 0	HOME	0- 2	1- 2	7- 1				
6- 9	0- 1	0- 0	AWAY	1- 3	0- 2	5- 3				
1- 2	0- 0	0- 0	NEUTRAL	0- 0	0- 1	1- 1				
7- 6	0- 1	0- 0	NON-CONFERENCE	1- 3	1- 0	5- 2				
4- 1	0- 0	0- 0	HOME	0- 1	1- 0	3- 0				
3- 4	0- 1	0- 0	AWAY	1- 2	0- 0	2- 1				
0- 1	0- 0	0- 0	NEUTRAL	0- 0	0- 0	0- 1				
8- 10	0- 0	0- 0	CONFERENCE	0- 2	0- 5	8- 3				
4- 4	0- 0	0- 0	HOME	0- 1	0- 2	4- 1				
3- 5	0- 0	0- 0	AWAY	0- 1	0- 2	3- 2				
1- 1	0- 0	0- 0	NEUTRAL	0- 0	0- 1	1- 0				

RPI 1-25				RPI 26-50				RPI 51-100				RPI 101+ Team's RPI: 191			
RPI	S	Opponent	Score	RPI	S	Opponent	Score	RPI	S	Opponent	Score	RPI	S	Opponent	Score
5	A	Oregon St.	43 80					53	A	St. Mary's (CA)	83 87	105	A	Hawaii	47 68
								63	H	Santa Clara	63 69	105	H	Hawaii	58 64
								65	A	UC Riverside	83 93	107	H	Fresno St.	64 60
								65	H	UC Riverside	62 75	135	A	Long Beach St.	53 65
								72	A	San Francisco	62 61	135	H	Long Beach St.	56 61
								84	A	California	57 82	135	N	Long Beach St.	52 54
												162	H	Montana St.	66 57
												166	A	UC Davis	71 82
												166	H	UC Davis	57 75
												172	H	Sacramento St.	97 72
												180	N	UTRGV	58 66
												216	A	CSU Bakersfield	52 57
												244	H	Loyola Marymount	70 58
												266	A	Pepperdine	61 47
												267	A	UC Santa Barbara	67 78
												267	H	UC Santa Barbara	66 60
												301	A	CSUN	77 66
												301	H	CSUN	66 62
												301	N	CSUN	72 51
												312	A	A&M-Corpus Christi	56 45
												336	A	UC Irvine	72 54
												336	H	UC Irvine	50 38
												339	A	Cal St. Fullerton	63 57
												339	H	Cal St. Fullerton	51 46
LAST 12 Division I GAMES:															
135	N	Long Beach St.	52 54	339	A	Cal St. Fullerton	63 57								
301	N	CSUN	72 51	65	H	UC Riverside	62 75								
105	A	Hawaii	47 68	166	A	UC Davis	71 82								
267	H	UC Santa Barbara	66 60	336	H	UC Irvine	50 38								
135	H	Long Beach St.	56 61	105	H	Hawaii	58 64								
301	A	CSUN	77 66	135	A	Long Beach St.	53 65								

Non-Div I Games:

Cal Poly

■ Loss,
 ■ Non-Conf,
 ■ S Site,
 ■ Home
 ■ A Away
 N Neutral

Through Games Of March 10, 1918									
Average RPI Win: 300	WON-LOST	WINNING	LAST 10	STRENGTH OF	OPP. STRENGTH	TEAM	ADJ.	CONF.	ADJ CONF.
Average RPI Loss: 196	RECORD	PCT. RANK	GAMES	SCHEDULE	OF SCHEDULE	RPI	RPI	RPI	RPI
DIV. I ONLY	3- 27	342	1- 9	286	293	339	339	22	22
DIV. I NON-CONF.	2- 12	311	0- 0	282	336	334	334	21	21

TOTALS	RPI 1-25	RPI 26-50	W-L RECORDS	RPI 51-100	RPI 101-150	RPI 150+			
3- 27	0- 0	0- 0	OVERALL	0- 3	0- 4	3- 20			
1- 13	0- 0	0- 0	HOME	0- 2	0- 2	1- 9			
2- 13	0- 0	0- 0	AWAY	0- 1	0- 2	2- 10			
0- 1	0- 0	0- 0	NEUTRAL	0- 0	0- 0	0- 1			
2- 12	0- 0	0- 0	NON-CONFERENCE	0- 1	0- 0	2- 11			
1- 5	0- 0	0- 0	HOME	0- 1	0- 0	1- 4			
1- 6	0- 0	0- 0	AWAY	0- 0	0- 0	1- 6			
0- 1	0- 0	0- 0	NEUTRAL	0- 0	0- 0	0- 1			
1- 15	0- 0	0- 0	CONFERENCE	0- 2	0- 4	1- 9			
0- 8	0- 0	0- 0	HOME	0- 1	0- 2	0- 5			
1- 7	0- 0	0- 0	AWAY	0- 1	0- 2	1- 4			
0- 0	0- 0	0- 0	NEUTRAL	0- 0	0- 0	0- 0			

[illegible]

Non-Div I Games:

Cal St. Fullerton

■ Loss, ■ Non-Conf, S Site, H Home A Away N Neutral

RPI	S	Opponent	Score
336	H	UC Irvine	58 62

Cal St. Fullerton
t
o
n

C
a
l
S
t
.
F
u
l
l
e
r
t
o
n

C
a
l
S
t
.
F
u
l
l
e
r
t
o
n

California

Through Games Of March 13, 2016

Average RPI Win:	123	WON-LOST	WINNING	LAST 10	STRENGTH OF	OPP. STRENGTH	TEAM	ADJ.	CONF.	ADJ CONF.
Average RPI Loss:	48	RECORD	PCT. RANK	GAMES	SCHEDULE	OF SCHEDULE	RPI	RPI	RPI	RPI
DIV. I ONLY	15- 17	187	4- 6	8	6	84	84	1	1	
DIV. I NON-CONF.	8- 2	51	0- 0	44	75	40	40	1	1	
TOTALS	RPI 1-25	RPI 26-50	W-L RECORDS	RPI 51-100	RPI 101-150	RPI 150+				
15- 17	3- 9	0- 1	OVERALL	5- 5	2- 1	5- 1				
10- 6	1- 3	0- 1	HOME	4- 2	1- 0	4- 0				
2- 9	1- 1	0- 0	AWAY	0- 0	0- 0	1- 0				
3- 2	1- 2	0- 0	NEUTRAL	1- 0	1- 0	0- 0				
8- 2	1- 1	0- 0	NON-CONFERENCE	2- 1	1- 0	4- 0				
5- 1	0- 0	0- 0	HOME	2- 1	0- 0	3- 0				
2- 0	1- 0	0- 0	AWAY	0- 0	0- 0	1- 0				
1- 1	0- 1	0- 0	NEUTRAL	0- 0	1- 0	0- 0				
7- 15	2- 8	0- 1	CONFERENCE	3- 4	1- 1	1- 1				
5- 5	1- 3	0- 1	HOME	2- 1	1- 0	1- 0				
0- 9	0- 4	0- 0	AWAY	0- 3	0- 1	0- 1				
2- 1	1- 1	0- 0	NEUTRAL	1- 0	0- 0	0- 0				

RPI S Opponent Score	RPI 26-50	RPI 51-100 Team's RPI: 84	RPI 101+
5 A Oregon St. 48 70	33 H Washington 65 75	53 H St. Mary's (CA) 63 64	121 N Liberty 77 72
5 H Oregon St. 44 54		56 A Southern California 47 61	127 A Arizona 52 57
9 A Stanford 46 53		65 H UC Riverside 64 58	127 H Arizona 75 56
9 H Stanford 55 60		85 A Oregon 59 69	172 H Sacramento St. 117 99
10 A UCLA 56 75		85 H Oregon 65 54	191 H Cal Poly 82 57
10 H UCLA 108 104		88 A Utah 66 72	202 A Colorado 57 78
10 N UCLA 67 73		88 H Utah 79 84	202 H Colorado 64 35
11 A Arizona St. 49 57		88 N Utah 66 63	269 A Austin Peay 67 58
11 H Arizona St. 49 64		95 H Nebraska 87 80	301 H CSUN 106 44
11 N Arizona St. 75 64		96 H Washington St. 74 71	
14 A Louisville 75 71			
19 N Texas A&M 58 75			
LAST 12 Division I GAMES:			
10 N UCLA 67 73	88 A Utah 66 72		
11 N Arizona St. 75 64	127 H Arizona 75 56		
88 N Utah 66 63	11 H Arizona St. 49 64		
5 H Oregon St. 44 54	9 H Stanford 55 60		
85 H Oregon 65 54	9 A Stanford 46 53		
202 A Colorado 57 78	33 H Washington 65 75		

Non-Div I Games:

California

Loss, Non-Conf, S Site, H Home A Away N Neutral

Average RPI Win:	283	WON-LOST	WINNING	LAST 10	STRENGTH OF	OPP. STRENGTH	TEAM	ADJ.	CONF.	ADJ CONF.
Average RPI Loss:	183	RECORD	PCT. RANK	GAMES	SCHEDULE	OF SCHEDULE	RPI	RPI	RPI	RPI
DIV. I ONLY	13- 17	209	5- 5	281	323	253	253	25	25	
DIV. I NON-CONF.	5- 3	119	0- 0	273	343	160	160	29	29	
TOTALS	RPI 1-25	RPI 26-50	W-L RECORDS	RPI 51-100	RPI 101-150	RPI 150+				
13- 17	0- 0	0- 0	OVERALL	0- 2	1- 4	12- 11				
6- 7	0- 0	0- 0	HOME	0- 0	0- 2	6- 5				
6- 9	0- 0	0- 0	AWAY	0- 1	1- 2	5- 6				
1- 1	0- 0	0- 0	NEUTRAL	0- 1	0- 0	1- 0				
5- 3	0- 0	0- 0	NON-CONFERENCE	0- 2	0- 0	5- 1				
3- 0	0- 0	0- 0	HOME	0- 0	0- 0	3- 0				
2- 2	0- 0	0- 0	AWAY	0- 1	0- 0	2- 1				
0- 1	0- 0	0- 0	NEUTRAL	0- 1	0- 0	0- 0				
8- 14	0- 0	0- 0	CONFERENCE	0- 0	1- 4	7- 10				
3- 7	0- 0	0- 0	HOME	0- 0	0- 2	3- 5				
4- 7	0- 0	0- 0	AWAY	0- 0	1- 2	3- 5				
1- 0	0- 0	0- 0	NEUTRAL	0- 0	0- 0	1- 0				

RPI 1-25			RPI 26-50			RPI 51-100			RPI 101+			Team's RPI: 253					
RPI	S	Opponent	Score	RPI	S	Opponent	Score	RPI	S	Opponent	Score						
								68	A	VCU	34	57	120	A	UNC Asheville	42	70
								90	N	Central Ark.	34	57	120	A	UNC Asheville	64	56
													120	H	UNC Asheville	58	72
													121	A	Liberty	55	67
													121	H	Liberty	52	62
													164	A	ETSU	55	70
													176	A	Radford	59	62
													176	H	Radford	32	57
													186	A	Presbyterian	54	64
													186	H	Presbyterian	45	69
													195	H	N.C. A&T	56	55
													215	A	Gardner-Webb	56	68
													215	H	Gardner-Webb	35	70
													251	A	High Point	68	65
													251	H	High Point	55	69
													287	A	Coastal Caro.	83	70
													287	H	Coastal Caro.	73	52
													287	N	Coastal Caro.	67	64
													288	A	Charleston So.	57	65
													288	H	Charleston So.	45	60
LAST 12 Division I GAMES:																	
													300	H	Western Caro.	73	66
													314	A	Longwood	73	56
													314	H	Longwood	72	65
													316	H	Mt. St. Mary's	62	53
													326	A	North Florida	66	55
													328	A	Winthrop	49	50
									</								

Non-Div I Games: UNC Pembroke

62 67

Campbell

Loss, Non-Conf, S Site, H Home A Away N Neutral

RPI	S	Opponent	Score
328	H	Winthrop	69 56
348	A	N.C. Central	57 48

C
a
m
p
b
e
l
l

C
a
m
p
b
e
l
l

Campbell

Average RPI Win:	250	WON-LOST	WINNING	LAST 10	STRENGTH OF	OPP. STRENGTH	TEAM	ADJ.	CONF.	ADJ CONF.
Average RPI Loss:	159	RECORD	PCT. RANK	GAMES	SCHEDULE	OF SCHEDULE	RPI	RPI	RPI	RPI
DIV. I ONLY	13- 17	209	4- 6	217	233	227	227	23	23	
DIV. I NON-CONF.	5- 4	138	0- 0	38	153	85	85	22	22	
TOTALS	RPI 1-25	RPI 26-50	W-L RECORDS	RPI 51-100	RPI 101-150	RPI 150+				
13- 17	0- 1	0- 1	OVERALL	1- 2	0- 4	12- 9				
8- 6	0- 0	0- 1	HOME	1- 1	0- 1	7- 3				
5- 10	0- 1	0- 0	AWAY	0- 1	0- 3	5- 5				
0- 1	0- 0	0- 0	NEUTRAL	0- 0	0- 0	0- 1				
5- 4	0- 1	0- 1	NON-CONFERENCE	1- 0	0- 2	4- 0				
3- 1	0- 0	0- 1	HOME	1- 0	0- 0	2- 0				
2- 3	0- 1	0- 0	AWAY	0- 0	0- 2	2- 0				
0- 0	0- 0	0- 0	NEUTRAL	0- 0	0- 0	0- 0				
8- 13	0- 0	0- 0	CONFERENCE	0- 2	0- 2	8- 9				
5- 5	0- 0	0- 0	HOME	0- 1	0- 1	5- 3				
3- 7	0- 0	0- 0	AWAY	0- 1	0- 1	3- 5				
0- 1	0- 0	0- 0	NEUTRAL	0- 0	0- 0	0- 1				

RPI 1-25				RPI 26-50				RPI 51-100				RPI 101+				Team's RPI: 227
RPI	S	Opponent	Score	RPI	S	Opponent	Score	RPI	S	Opponent	Score	RPI	S	Opponent	Score	
7	A	Texas	62 92	34	H	St. Bonaventure	47 59	87	A	Quinnipiac	54 63	103	A	Iona	56 79	
								87	H	Quinnipiac	68 80	103	H	Iona	76 79	
								98	H	Bucknell	61 56	106	A	Buffalo	40 54	
												130	A	Youngstown St.	51 53	
												151	A	Northeastern	68 57	
												161	A	Marist	55 67	
												161	H	Marist	71 69	
												199	A	Fairfield	48 52	
												199	H	Fairfield	50 51	
												223	H	Binghamton	80 50	
												230	A	Siena	57 61	
												230	H	Siena	52 58	
												245	A	Monmouth	75 79	
												245	H	Monmouth	71 81	
												248	A	Manhattan	55 77	
												248	H	Manhattan	70 68	
												262	H	Saint Francis (PA)	77 52	
												282	A	Lamar	57 55	
												284	A	Rider	73 64	
												284	H	Rider	60 49	
												291	A	Niagara	68 66	
												291	H	Niagara	54 45	
												291	N	Niagara	64 65	
												338	A	Saint Peter's	60 53	
												338	H	Saint Peter's	54 42	
LAST 12 Division I GAMES:																
291	N	Niagara	64 65	284	H	Rider	60 49									
161	A	Marist	55 67	245	A	Monmouth	75 79									
291	H	Niagara	54 45	248	A	Manhattan	55 77									
245	H	Monmouth	71 81	103	H	Iona	76 79									
248	H	Manhattan	70 68	291	A	Niagara	68 66									
161	H	Marist	71 69	199	A	Fairfield	48 52									

Non-Div I Games:

Canisius

■ Loss,
 ■ Non-Conf,
 ■ S Site,
 ■ H Home
 ■ A Away
 N Neutral

GENERAL RPI				THROUGH GAMES OF MARCH 15, 1910						
Average RPI Win:	254	WON-LOST	WINNING	LAST 10	STRENGTH OF	OPP. STRENGTH	TEAM	ADJ.	CONF.	ADJ CONF.
Average RPI Loss:	79	RECORD	PCT. RANK	GAMES	SCHEDULE	OF SCHEDULE	RPI	RPI	RPI	RPI
DIV. I ONLY	24- 3	8	9- 1	306	285	90	90	27	27	
DIV. I NON-CONF.	6- 1	27	0- 0	272	320	88	88	26	26	

TOTALS	RPI 1-25		RPI 26-50		W-L RECORDS		RPI 51-100		RPI 101-150	RPI 150+
24- 3	0- 0		0- 1		OVERALL		0- 1		4- 1	20- 0
9- 2	0- 0		0- 0		HOME		0- 1		1- 1	8- 0
11- 1	0- 0		0- 0		AWAY		0- 0		2- 0	9- 0
4- 0	0- 0		0- 0		NEUTRAL		0- 0		1- 0	3- 0
6- 1	0- 0		0- 1		NON-CONFERENCE		0- 0		0- 0	6- 0
2- 0	0- 0		0- 0		HOME		0- 0		0- 0	2- 0
2- 1	0- 0		0- 1		AWAY		0- 0		0- 0	2- 0
2- 0	0- 0		0- 0		NEUTRAL		0- 0		0- 0	2- 0
18- 2	0- 0		0- 0		CONFERENCE		0- 1		4- 1	14- 0
7- 2	0- 0		0- 0		HOME		0- 1		1- 1	6- 0
9- 0	0- 0		0- 0		AWAY		0- 0		2- 0	7- 0
2- 0	0- 0		0- 0		NEUTRAL		0- 0		1- 0	1- 0

RPI 1-25			
RPI	S	Opponent	Score
28	A	Tennessee	47 102
RPI 26-50			
RPI	S	Opponent	Score
28	A	Tennessee	47 102
RPI 51-100 Team's RPI: 90			
RPI	S	Opponent	Score
76	H	Abilene Christian	49 61
RPI 101+			
RPI	S	Opponent	Score
133	A	Northwestern St.	74 49
133	H	Northwestern St.	56 60
145	A	McNeese St.	70 56
145	H	McNeese St.	76 52
145	N	McNeese St.	72 64
205	A	Sam Houston St.	73 63
205	H	Sam Houston St.	72 53
205	N	Sam Houston St.	69 62
210	A	SFA	55 53
233	A	Southeast Mo. St.	63 54
253	N	Campbell	57 34
260	A	Murray St.	61 51
260	H	Murray St.	50 40
261	H	Houston Baptist	45 44
282	H	Lamar	74 49
293	N	South Carolina St.	51 38
297	H	Alcorn	58 35
310	A	Nicholls St.	71 65
310	H	Nicholls St.	56 51
312	A	A&M-Corpus Christi	66 55
317	A	Southeastern La.	64 60
317	H	Southeastern La.	80 58
331	A	Incarnate Word	76 57
332	A	New Orleans	59 44
332	H	New Orleans	67 55
LAST 12 Division I GAMES:			
205	N	Sam Houston St.	69 62
145	N	McNeese St.	72 64
145	H	McNeese St.	76 52
310	H	Nicholls St.	56 51
317	A	Southeastern La.	64 60
205	H	Sam Houston St.	72 53
205	A	Sam Houston St.	73 63
145	A	McNeese St.	70 56
331	A	Incarnate Word	76 57
133	H	Northwestern St.	56 60
332	H	New Orleans	67 55
317	H	Southeastern La.	80 58

Non-Div I Games:	Central Baptist	70	37	Hendrix	72	43	Crowley's Ridge	93	38	Jarvis Christian	77	23	Central Ark.
------------------	-----------------	----	----	---------	----	----	-----------------	----	----	------------------	----	----	--------------

■ Loss, ■ Non-Conf, S Site, H Home A Away N Neutral

Average RPI Win:	285	WON-LOST	WINNING	LAST 10	STRENGTH OF	OPP. STRENGTH	TEAM	ADJ.	CONF.	ADJ CONF.
Average RPI Loss:	210	RECORD	PCT. RANK	GAMES	SCHEDULE	OF SCHEDULE	RPI	RPI	RPI	RPI
DIV. I ONLY	12- 18	231	4- 6	313	327	276	276	30	30	
DIV. I NON-CONF.	3- 8	258	0- 0	205	172	267	267	32	32	
TOTALS	RPI 1-25	RPI 26-50	W-L RECORDS	RPI 51-100	RPI 101-150	RPI 150+				
12- 18	0- 1	0- 0	OVERALL	0- 2	0- 1	12- 14				
7- 6	0- 0	0- 0	HOME	0- 0	0- 0	7- 6				
5- 12	0- 1	0- 0	AWAY	0- 2	0- 1	5- 8				
0- 0	0- 0	0- 0	NEUTRAL	0- 0	0- 0	0- 0				
3- 8	0- 1	0- 0	NON-CONFERENCE	0- 2	0- 1	3- 4				
3- 1	0- 0	0- 0	HOME	0- 0	0- 0	3- 1				
0- 7	0- 1	0- 0	AWAY	0- 2	0- 1	0- 3				
0- 0	0- 0	0- 0	NEUTRAL	0- 0	0- 0	0- 0				
9- 10	0- 0	0- 0	CONFERENCE	0- 0	0- 0	9- 10				
4- 5	0- 0	0- 0	HOME	0- 0	0- 0	4- 5				
5- 5	0- 0	0- 0	AWAY	0- 0	0- 0	5- 5				
0- 0	0- 0	0- 0	NEUTRAL	0- 0	0- 0	0- 0				

RPI 1-25				RPI 26-50				RPI 51-100				RPI 101+ Team's RPI: 276			
RPI	S	Opponent	Score	RPI	S	Opponent	Score	RPI	S	Opponent	Score	RPI	S	Opponent	Score
8	A	Maryland	43 86					60	A	Maine	42 62	138	A	Penn St.	47 73
								61	A	Army West Point	52 81	163	A	Fordham	48 63
												174	A	Robert Morris	55 72
												174	H	Robert Morris	48 39
												201	A	Sacred Heart	69 79
												201	H	Sacred Heart	57 61
												217	H	Dartmouth	59 55
												221	A	Hartford	41 49
												224	H	Massachusetts	78 68
												235	H	New Hampshire	50 64
												237	A	Bryant	56 70
												237	H	Bryant	53 65
												262	A	Saint Francis (PA)	77 83
												262	A	Saint Francis (PA)	79 59
												262	H	Saint Francis (PA)	66 51
												277	A	Vermont	63 79
												313	A	Fairleigh Dickinson	78 75
												313	H	Fairleigh Dickinson	71 59
												316	A	Mt. St. Mary's	48 54
												316	H	Mt. St. Mary's	55 59
												319	H	UMass Lowell	64 53
												322	A	LIU Brooklyn	65 57
												322	H	LIU Brooklyn	45 59
												335	A	St. Francis Brooklyn	67 61
												335	H	St. Francis Brooklyn	65 61
												343	A	Wagner	62 52
LAST 12 Division I GAMES:															
262	A	Saint Francis (PA)	77 83	201	A	Sacred Heart	69 79								
335	A	St. Francis Brooklyn	67 61	174	A	Robert Morris	55 72								
313	H	Fairleigh Dickinson	71 59	262	A	Saint Francis (PA)	79 59								
316	H	Mt. St. Mary's	55 59	237	H	Bryant	53 65								
343	H	Wagner	63 64	335	H	St. Francis Brooklyn	65 61								
322	A	LIU Brooklyn	65 57	174	H	Robert Morris	48 39								

Non-Div I Games:

Central Conn. St.

■ Loss,
 ■ Non-Conf,
 ■ S Site,
 ■ H Home
 ■ A Away
 N Neutral

RPI	S	Opponent	Score
343	H	Wagner	63 64

Central Conn. St.

Central Mich.

Through Games Of March 13, 2016

Average RPI Win:	175	WON-LOST	WINNING	LAST 10	STRENGTH OF	OPP. STRENGTH	TEAM	ADJ.	CONF.	ADJ CONF.
Average RPI Loss:	118	RECORD	PCT. RANK	GAMES	SCHEDULE	OF SCHEDULE	RPI	RPI	RPI	RPI
DIV. I ONLY	22- 10	71	7- 3	92	127	67	67	11	11	
DIV. I NON-CONF.	6- 5	146	0- 0	156	129	140	140	13	13	
TOTALS	RPI 1-25	RPI 26-50	W-L RECORDS	RPI 51-100	RPI 101-150	RPI 150+				
22- 10	0- 1	0- 0	OVERALL	6- 1	6- 6	10- 2				
11- 3	0- 1	0- 0	HOME	3- 0	3- 2	5- 0				
8- 6	0- 0	0- 0	AWAY	2- 1	2- 3	4- 2				
3- 1	0- 0	0- 0	NEUTRAL	1- 0	1- 1	1- 0				
6- 5	0- 1	0- 0	NON-CONFERENCE	1- 0	1- 2	4- 2				
3- 2	0- 1	0- 0	HOME	1- 0	1- 1	1- 0				
2- 3	0- 0	0- 0	AWAY	0- 0	0- 1	2- 2				
1- 0	0- 0	0- 0	NEUTRAL	0- 0	0- 0	1- 0				
16- 5	0- 0	0- 0	CONFERENCE	5- 1	5- 4	6- 0				
8- 1	0- 0	0- 0	HOME	2- 0	2- 1	4- 0				
6- 3	0- 0	0- 0	AWAY	2- 1	2- 2	2- 0				
2- 1	0- 0	0- 0	NEUTRAL	1- 0	1- 1	0- 0				

RPI 1-25				RPI 26-50				RPI 51-100				Team's RPI: 67	RPI 101+						
RPI	S	Opponent	Score	RPI	S	Opponent	Score	RPI	S	Opponent	Score		RPI	S	Opponent	Score			
18	H	Duquesne	49 68					51	A	Ohio	84 86		106	A	Buffalo	61 67			
								59	H	Middle Tenn.	81 59		106	N	Buffalo	71 73			
								64	A	Ball St.	74 65		113	H	Memphis	61 64			
								64	H	Ball St.	67 66		117	A	Toledo	72 76			
								86	A	Eastern Mich.	66 65		117	H	Toledo	79 81			
								86	H	Eastern Mich.	78 70		118	A	Saint Joseph's	66 76			
								86	N	Eastern Mich.	86 71		126	A	Akron	97 77			
													126	H	Akron	81 60			
													149	H	SIUE	78 65			
													150	A	Western Mich.	73 61			
													150	H	Western Mich.	53 51			
													150	N	Western Mich.	66 62			
													177	A	Loyola Chicago	68 59			
													184	A	Illinois	69 74			
													209	A	Oakland	110 87			
													229	H	Indiana St.	85 65			
													249	A	Ill.-Chicago	63 66			
													255	H	Bowling Green	76 75			
													263	A	Northern Ill.	73 67			
													263	H	Northern Ill.	95 63			
													283	A	Miami (OH)	72 58			
													283	H	Miami (OH)	77 54			
													284	N	Rider	76 58			
													318	H	Kent St.	81 61			
LAST 12 Division I GAMES:																			
				106	N	Buffalo	71 73						64	H	Ball St.	67 66			
								86	N	Eastern Mich.	86 71					117	H	Toledo	79 81
				150	N	Western Mich.	66 62						263	A	Northern Ill.	73 67			
								86	H	Eastern Mich.	78 70					64	A	Ball St.	74 65
				117	A	Toledo	72 76						255	H	Bowling Green	76 75			
				150	A	Western Mich.	73 61						86	A	Eastern Mich.	66 65			

Non-Div I Games:

Central Mich.

■ Loss,
■ Non-Conf,
■ S Site,
■ H Home
■ A Away
N Neutral

Average RPI Win:	289	WON-LOST	WINNING	LAST 10	STRENGTH OF	OPP. STRENGTH	TEAM	ADJ.	CONF.	ADJ CONF.
Average RPI Loss:	191	RECORD	PCT. RANK	GAMES	SCHEDULE	OF SCHEDULE	RPI	RPI	RPI	RPI
DIV. I ONLY	11- 17	238	4- 6	339	259	288	288	25	25	
DIV. I NON-CONF.	2- 4	234	0- 0	349	88	345	345	29	29	
TOTALS	RPI 1-25	RPI 26-50	W-L RECORDS	RPI 51-100	RPI 101-150	RPI 150+				
11- 17	0- 0	0- 0	OVERALL	0- 0	0- 6	11- 11				
6- 6	0- 0	0- 0	HOME	0- 0	0- 2	6- 4				
4- 10	0- 0	0- 0	AWAY	0- 0	0- 3	4- 7				
1- 1	0- 0	0- 0	NEUTRAL	0- 0	0- 1	1- 0				
2- 4	0- 0	0- 0	NON-CONFERENCE	0- 0	0- 1	2- 3				
2- 0	0- 0	0- 0	HOME	0- 0	0- 0	2- 0				
0- 4	0- 0	0- 0	AWAY	0- 0	0- 1	0- 3				
0- 0	0- 0	0- 0	NEUTRAL	0- 0	0- 0	0- 0				
9- 13	0- 0	0- 0	CONFERENCE	0- 0	0- 5	9- 8				
4- 6	0- 0	0- 0	HOME	0- 0	0- 2	4- 4				
4- 6	0- 0	0- 0	AWAY	0- 0	0- 2	4- 4				
1- 1	0- 0	0- 0	NEUTRAL	0- 0	0- 1	1- 0				

[illegible]

Non-Div I Games:	Paine	69	62	Columbia Int'l	67	35	Warner	73	53
------------------	-------	----	----	----------------	----	----	--------	----	----

Charleston So.

■ Loss, ■ Non-Conf, S Site, H Home A Away N Neutral

RPI	S	Opponent	Score
328	A	Winthrop	58 50
328	H	Winthrop	54 51

Charleston So. .

C
h
a
r
l
e
s
t
o
n
S
o
.

C
h
a
r
l
e
s
t
o
n
S
o
.

Average RPI Win:	198	WON-LOST	WINNING	LAST 10	STRENGTH OF	OPP. STRENGTH	TEAM	ADJ.	CONF.	ADJ CONF.
Average RPI Loss:	81	RECORD	PCT. RANK	GAMES	SCHEDULE	OF SCHEDULE	RPI	RPI	RPI	RPI
DIV. I ONLY	19- 11	88	7- 3	110	117	89	89	13	13	
DIV. I NON-CONF.	7- 4	110	0- 0	93	146	89	89	11	11	
TOTALS	RPI 1-25	RPI 26-50	W-L RECORDS	RPI 51-100	RPI 101-150	RPI 150+				
19- 11	0- 1	1- 4	OVERALL	1- 2	3- 3	14- 1				
12- 2	0- 1	1- 0	HOME	1- 0	1- 1	9- 0				
6- 8	0- 0	0- 4	AWAY	0- 2	1- 1	5- 1				
1- 1	0- 0	0- 0	NEUTRAL	0- 0	1- 1	0- 0				
7- 4	0- 1	0- 2	NON-CONFERENCE	1- 1	1- 0	5- 0				
4- 1	0- 1	0- 0	HOME	1- 0	0- 0	3- 0				
2- 3	0- 0	0- 2	AWAY	0- 1	0- 0	2- 0				
1- 0	0- 0	0- 0	NEUTRAL	0- 0	1- 0	0- 0				
12- 7	0- 0	1- 2	CONFERENCE	0- 1	2- 3	9- 1				
8- 1	0- 0	1- 0	HOME	0- 0	1- 1	6- 0				
4- 5	0- 0	0- 2	AWAY	0- 1	1- 1	3- 1				
0- 1	0- 0	0- 0	NEUTRAL	0- 0	0- 1	0- 0				

RPI 1-25				RPI 26-50				RPI 51-100				Team's RPI: 89	RPI 101+			
RPI	S	Opponent	Score	RPI	S	Opponent	Score	RPI	S	Opponent	Score		RPI	S	Opponent	Score
25	H	Miami (FL)	70 77	37	A	UTEP	91 94	59	A	Middle Tenn.	67 72		114	N	Mercer	72 62
				38	A	Western Ky.	66 77	64	H	Ball St.	72 66		128	A	Marshall	64 61
				38	H	Western Ky.	81 72	92	A	Elon	83 90		128	H	Marshall	87 77
				45	A	Missouri	71 88						129	A	Old Dominion	85 94
				49	A	North Carolina St.	65 72						129	H	Old Dominion	59 71
													129	N	Old Dominion	54 57
													155	A	UAB	57 75
													174	H	Robert Morris	94 73
													181	H	Fla. Atlantic	85 79
													188	H	Southern Miss.	80 59
													189	A	Davidson	99 88
													208	H	Louisiana Tech	63 58
													225	A	Rice	69 58
													225	H	Rice	68 63
													226	H	Col. of Charleston	89 61
													240	A	North Texas	82 70
													240	H	North Texas	72 69
													268	A	UTSA	64 54
													271	A	Georgia St.	83 71
													304	H	FIU	87 74
													348	H	N.C. Central	67 52
LAST 12 Division I GAMES:																
				129	N	Old Dominion	54 57			128	H	Marshall	87 77			
				240	H	North Texas	72 69			240	A	North Texas	82 70			
				225	H	Rice	68 63			225	A	Rice	69 58			
				37	A	UTEP	91 94			129	A	Old Dominion	85 94			
				268	A	UTSA	64 54			181	H	Fla. Atlantic	85 79			
				38	H	Western Ky.	81 72			304	H	FIU	87 74			

Non-Div I Games:

Charlotte

■ Loss,
■ Non-Conf,
■ S Site,
■ H Home
■ A Away
N Neutral

Average RPI Win:	298	WON-LOST	WINNING	LAST 10	STRENGTH OF	OPP. STRENGTH	TEAM	ADJ.	CONF.	ADJ CONF.
Average RPI Loss:	202	RECORD	PCT. RANK	GAMES	SCHEDULE	OF SCHEDULE	RPI	RPI	RPI	RPI
DIV. I ONLY	4- 25	329	2- 8	315	280	345	345	28	28	
DIV. I NON-CONF.	2- 12	311	0- 0	315	273	340	340	25	25	
TOTALS	RPI 1-25	RPI 26-50	W-L RECORDS	RPI 51-100	RPI 101-150	RPI 150+				
4- 25	0- 0	0- 2	OVERALL	0- 2	0- 2	4- 19				
3- 11	0- 0	0- 1	HOME	0- 1	0- 1	3- 8				
1- 13	0- 0	0- 1	AWAY	0- 1	0- 1	1- 10				
0- 1	0- 0	0- 0	NEUTRAL	0- 0	0- 0	0- 1				
2- 12	0- 0	0- 2	NON-CONFERENCE	0- 0	0- 2	2- 8				
1- 6	0- 0	0- 1	HOME	0- 0	0- 1	1- 4				
1- 6	0- 0	0- 1	AWAY	0- 0	0- 1	1- 4				
0- 0	0- 0	0- 0	NEUTRAL	0- 0	0- 0	0- 0				
2- 13	0- 0	0- 0	CONFERENCE	0- 2	0- 0	2- 11				
2- 5	0- 0	0- 0	HOME	0- 1	0- 0	2- 4				
0- 7	0- 0	0- 0	AWAY	0- 1	0- 0	0- 6				
0- 1	0- 0	0- 0	NEUTRAL	0- 0	0- 0	0- 1				

RPI S	Opponent	Score	RPI S	Opponent	Score	RPI S	Opponent	Score	RPI S	Opponent	Score	Team's RPI: 345
29	A DePaul	42 88	29	A DePaul	42 88	93	A New Mexico St.	63 76	139	H Milwaukee	48 55	
48	H Kansas St.	54 63	48	H Kansas St.	54 63	93	H New Mexico St.	60 70	150	A Western Mich.	56 65	
									180	A UTRGV	56 78	
									180	H UTRGV	56 64	
									180	N UTRGV	52 60	
									184	A Illinois	36 67	
									204	A Utah Valley	46 74	
									204	H Utah Valley	62 69	
									209	H Oakland	51 74	
									216	A CSU Bakersfield	43 76	
									216	H CSU Bakersfield	61 74	
									232	A Grand Canyon	36 74	
									232	H Grand Canyon	60 65	
									242	A Western Ill.	50 88	
									249	H Ill.-Chicago	47 51	
									263	H Northern Ill.	50 68	
									272	A Seattle	45 59	
									272	H Seattle	57 49	
									299	H Bradley	60 66	
									305	A UMKC	50 67	
									305	H UMKC	77 72	
									307	H Morehead St.	75 71	
									308	A Jackson St.	76 59	
									315	A IPFW	51 62	
									321	A Illinois St.	53 57	
LAST 12 Division I GAMES:												
180	N UTRGV	52 60	216	H CSU Bakersfield	61 74							
305	A UMKC	50 67	272	H Seattle	57 49							
180	A UTRGV	56 78	305	H UMKC	77 72							
232	H Grand Canyon	60 65	204	A Utah Valley	46 74							
204	H Utah Valley	62 69	232	A Grand Canyon	36 74							
93	A New Mexico St.	63 76	93	H New Mexico St.	60 70							

Non-Div I Games:

Chicago St.

Average RPI Win:	255	WON-LOST	WINNING	LAST 10	STRENGTH OF	OPP. STRENGTH	TEAM	ADJ.	CONF.	ADJ CONF.
Average RPI Loss:	95	RECORD	PCT. RANK	GAMES	SCHEDULE	OF SCHEDULE	RPI	RPI	RPI	RPI
DIV. I ONLY	8- 22	289	1- 9	100	79	243	243	9	9	
DIV. I NON-CONF.	4- 7	222	0- 0	40	79	185	185	7	7	
TOTALS	RPI 1-25	RPI 26-50	W-L RECORDS	RPI 51-100	RPI 101-150	RPI 150+				
8- 22	0- 7	0- 1	OVERALL	0- 3	1- 6	7- 5				
5- 10	0- 3	0- 0	HOME	0- 1	1- 3	4- 3				
3- 9	0- 2	0- 1	AWAY	0- 2	0- 2	3- 2				
0- 3	0- 2	0- 0	NEUTRAL	0- 0	0- 1	0- 0				
4- 7	0- 3	0- 1	NON-CONFERENCE	0- 0	1- 1	3- 2				
4- 2	0- 1	0- 0	HOME	0- 0	1- 1	3- 0				
0- 3	0- 0	0- 1	AWAY	0- 0	0- 0	0- 2				
0- 2	0- 2	0- 0	NEUTRAL	0- 0	0- 0	0- 0				
4- 15	0- 4	0- 0	CONFERENCE	0- 3	0- 5	4- 3				
1- 8	0- 2	0- 0	HOME	0- 1	0- 2	1- 3				
3- 6	0- 2	0- 0	AWAY	0- 2	0- 2	3- 0				
0- 1	0- 0	0- 0	NEUTRAL	0- 0	0- 1	0- 0				

RPI 1-25				RPI 26-50				RPI 51-100				RPI 101+ Team's RPI: 243			
RPI	S	Opponent	Score	RPI	S	Opponent	Score	RPI	S	Opponent	Score	RPI	S	Opponent	Score
2	N	Baylor	34 72	35	A	Georgia	42 60	69	A	Temple	51 74	108	H	UT Martin	57 63
3	A	UConn	34 88					69	H	Temple	49 74	113	A	Memphis	51 54
3	H	UConn	45 107					74	A	Tulane	51 70	113	H	Memphis	47 64
6	H	Ohio St.	76 105									146	H	Northern Ky.	71 68
17	N	Michigan St.	63 103									148	A	East Carolina	60 63
21	A	South Fla.	49 82									148	H	East Carolina	55 77
21	H	South Fla.	51 78									148	N	East Carolina	61 70
												159	A	Detroit	68 77
												168	A	Xavier	56 65
												194	A	Tulsa	55 53
												194	H	Tulsa	63 76
												196	H	SMU	55 73
												255	H	Bowling Green	54 51
												262	H	Saint Francis (PA)	93 86
												275	A	UCF	68 50
												275	H	UCF	60 80
												285	A	Houston	67 61
												285	H	Houston	56 50
												340	H	Eastern Ill.	70 57
LAST 12 Division I GAMES:															
148	N	East Carolina	61 70	21	H	South Fla.	51 78								
74	A	Tulane	51 70	69	H	Temple	49 74								
194	H	Tulsa	63 76	113	A	Memphis	51 54								
148	H	East Carolina	55 77	21	A	South Fla.	49 82								
285	A	Houston	67 61	285	H	Houston	56 50								
3	A	UConn	34 88	196	H	SMU	55 73								

Non-Div I Games:

Cincinnati

■ Loss,
■ Non-Conf,
■ S Site,
■ Home
■ A Away
N Neutral

Clemson

Through Games Of March 13, 2016

Average RPI Win:	245	WON-LOST	WINNING	LAST 10	STRENGTH OF	OPP. STRENGTH	TEAM	ADJ.	CONF.	ADJ CONF.
Average RPI Loss:	104	RECORD	PCT. RANK	GAMES	SCHEDULE	OF SCHEDULE	RPI	RPI	RPI	RPI
DIV. I ONLY	4- 26	335	0- 10	37	85	252	252	4	4	
DIV. I NON-CONF.	4- 9	245	0- 0	110	329	243	243	5	5	
TOTALS	RPI 1-25	RPI 26-50	W-L RECORDS	RPI 51-100	RPI 101-150	RPI 150+				
4- 26	0- 7	0- 2	OVERALL	0- 4	1- 7	3- 6				
3- 12	0- 3	0- 2	HOME	0- 1	1- 3	2- 3				
1- 11	0- 4	0- 0	AWAY	0- 3	0- 2	1- 2				
0- 3	0- 0	0- 0	NEUTRAL	0- 0	0- 2	0- 1				
4- 9	0- 1	0- 0	NON-CONFERENCE	0- 2	1- 1	3- 5				
3- 4	0- 1	0- 0	HOME	0- 0	1- 0	2- 3				
1- 3	0- 0	0- 0	AWAY	0- 2	0- 0	1- 1				
0- 2	0- 0	0- 0	NEUTRAL	0- 0	0- 1	0- 1				
0- 17	0- 6	0- 2	CONFERENCE	0- 2	0- 6	0- 1				
0- 8	0- 2	0- 2	HOME	0- 1	0- 3	0- 0				
0- 8	0- 4	0- 0	AWAY	0- 1	0- 2	0- 1				
0- 1	0- 0	0- 0	NEUTRAL	0- 0	0- 1	0- 0				

RPI 1-25				RPI 26-50				RPI 51-100				RPI 101+ Team's RPI: 252			
RPI	S	Opponent	Score	RPI	S	Opponent	Score	RPI	S	Opponent	Score	RPI	S	Opponent	Score
1	A	Notre Dame	52 71	47	H	Duke	43 72	60	A	Maine	42 75	106	N	Buffalo	51 61
4	H	South Carolina	41 67	49	H	North Carolina St.	57 71	70	A	Georgia Tech	48 77	111	A	Virginia	48 65
12	A	Syracuse	62 83					70	H	Georgia Tech	63 76	120	H	UNC Asheville	67 49
14	A	Louisville	33 75					85	A	Oregon	56 69	122	H	Boston College	64 67
15	A	Florida St.	56 75									124	A	Virginia Tech	49 79
15	H	Florida St.	40 85									131	H	Pittsburgh	56 59
25	H	Miami (FL)	49 83									144	H	Wake Forest	45 55
												144	N	Wake Forest	58 73
												153	A	North Carolina	56 72
												183	N	Butler	50 54
												218	A	Furman	49 70
												219	H	William & Mary	41 58
												279	A	Tennessee Tech	71 53
												287	H	Coastal Caro.	47 63
												288	H	Charleston So.	43 36
												289	H	Florida A&M	68 77
												293	H	South Carolina St.	63 54
LAST 12 Division I GAMES:															
				144	N	Wake Forest	58 73					144	H	Wake Forest	45 55
				49	H	North Carolina St.	57 71					15	A	Florida St.	56 75
				1	A	Notre Dame	52 71					12	A	Syracuse	62 83
				111	A	Virginia	48 65					131	H	Pittsburgh	56 59
				122	H	Boston College	64 67					14	A	Louisville	33 75
				70	A	Georgia Tech	48 77					70	H	Georgia Tech	63 76

Non-Div I Games:

Clemson

■ Loss,
 ■ Non-Conf, S Site,
 ■ Home
 ■ Away
 N Neutral

Average RPI Win:	220	WON-LOST	WINNING	LAST 10	STRENGTH OF	OPP. STRENGTH	TEAM	ADJ.	CONF.	ADJ CONF.
Average RPI Loss:	155	RECORD	PCT. RANK	GAMES	SCHEDULE	OF SCHEDULE	RPI	RPI	RPI	RPI
DIV. I ONLY	9- 20	273	5- 5	178	177	264	264	14	14	
DIV. I NON-CONF.	3- 7	248	0- 0	317	274	317	317	16	16	
TOTALS	RPI 1-25	RPI 26-50	W-L RECORDS	RPI 51-100	RPI 101-150	RPI 150+				
9- 20	0- 2	0- 0	OVERALL	0- 5	3- 5	6- 8				
6- 7	0- 1	0- 0	HOME	0- 2	1- 2	5- 2				
3- 10	0- 1	0- 0	AWAY	0- 2	2- 2	1- 5				
0- 3	0- 0	0- 0	NEUTRAL	0- 1	0- 1	0- 1				
3- 7	0- 0	0- 0	NON-CONFERENCE	0- 3	0- 1	3- 3				
2- 2	0- 0	0- 0	HOME	0- 1	0- 0	2- 1				
1- 3	0- 0	0- 0	AWAY	0- 1	0- 1	1- 1				
0- 2	0- 0	0- 0	NEUTRAL	0- 1	0- 0	0- 1				
6- 13	0- 2	0- 0	CONFERENCE	0- 2	3- 4	3- 5				
4- 5	0- 1	0- 0	HOME	0- 1	1- 2	3- 1				
2- 7	0- 1	0- 0	AWAY	0- 1	2- 1	0- 4				
0- 1	0- 0	0- 0	NEUTRAL	0- 0	0- 1	0- 0				

RPI 1-25				RPI 26-50				RPI 51-100				RPI 101+ Team's RPI: 264			
RPI	S	Opponent	Score	RPI	S	Opponent	Score	RPI	S	Opponent	Score	RPI	S	Opponent	Score
20	A	Green Bay	53 71					54	N	Saint Louis	65 76	117	A	Toledo	53 66
20	H	Green Bay	45 66					77	A	Belmont	58 76	130	A	Youngstown St.	53 43
								98	H	Bucknell	57 59	130	H	Youngstown St.	75 68
								100	A	Wright St.	64 81	139	A	Milwaukee	58 59
								100	H	Wright St.	65 93	139	H	Milwaukee	46 62
												146	A	Northern Ky.	64 62
												146	H	Northern Ky.	51 83
												146	N	Northern Ky.	59 71
												159	A	Detroit	68 82
												159	H	Detroit	60 66
												209	A	Oakland	69 79
												209	H	Oakland	88 75
												239	A	Valparaiso	59 66
												239	H	Valparaiso	72 65
												249	A	Ill.-Chicago	62 80
												249	H	Ill.-Chicago	72 69
												255	H	Bowling Green	69 48
												291	A	Niagara	72 73
												304	H	FIU	64 57
												311	N	UNCG	51 55
												318	A	Kent St.	60 49
												330	H	Evansville	63 72
LAST 12 Division I GAMES:															
146	N	Northern Ky.	59 71	20	A	Green Bay	53 71	139	A	Milwaukee	58 59	209	H	Oakland	88 75
146	A	Northern Ky.	64 62	159	H	Detroit	60 66	100	H	Wright St.	65 93	146	H	Northern Ky.	51 83
100	A	Wright St.	64 81	100	H	Wright St.	65 93								
239	H	Valparaiso	72 65												
249	H	Ill.-Chicago	72 69												
130	A	Youngstown St.	53 43												

Non-Div I Games:

Cleveland St.

■ Loss,
 ■ Non-Conf,
 ■ S Site,
 ■ Home
 ■ A Away
 N Neutral

Coastal Caro.

Through Games Of March 13, 2016

Average RPI Win:	248	WON-LOST	WINNING	LAST 10	STRENGTH OF	OPP. STRENGTH	TEAM	ADJ.	CONF.	ADJ CONF.
Average RPI Loss:	209	RECORD	PCT. RANK	GAMES	SCHEDULE	OF SCHEDULE	RPI	RPI	RPI	RPI
DIV. I ONLY	9- 18	264	5- 5	291	310	287	287	25	25	
DIV. I NON-CONF.	2- 4	234	0- 0	263	253	264	264	29	29	
TOTALS	RPI 1-25	RPI 26-50	W-L RECORDS	RPI 51-100	RPI 101-150	RPI 150+				
9- 18	0- 0	0- 0	OVERALL	0- 1	1- 4	8- 13				
5- 6	0- 0	0- 0	HOME	0- 0	0- 2	5- 4				
4- 8	0- 0	0- 0	AWAY	0- 0	1- 1	3- 7				
0- 4	0- 0	0- 0	NEUTRAL	0- 1	0- 1	0- 2				
2- 4	0- 0	0- 0	NON-CONFERENCE	0- 1	0- 1	2- 2				
1- 0	0- 0	0- 0	HOME	0- 0	0- 0	1- 0				
1- 1	0- 0	0- 0	AWAY	0- 0	0- 0	1- 1				
0- 3	0- 0	0- 0	NEUTRAL	0- 1	0- 1	0- 1				
7- 14	0- 0	0- 0	CONFERENCE	0- 0	1- 3	6- 11				
4- 6	0- 0	0- 0	HOME	0- 0	0- 2	4- 4				
3- 7	0- 0	0- 0	AWAY	0- 0	1- 1	2- 6				
0- 1	0- 0	0- 0	NEUTRAL	0- 0	0- 0	0- 1				

RPI 1-25			RPI 26-50			RPI 51-100			RPI 101+			Team's RPI: 287					
RPI	S	Opponent	Score	RPI	S	Opponent	Score	RPI	S	Opponent	Score	RPI	S	Opponent	Score		
								75	N	Hofstra	40	82	120	A	UNC Asheville	69	77
													120	H	UNC Asheville	52	63
													121	A	Liberty	58	51
													121	H	Liberty	63	65
													144	N	Wake Forest	52	81
													176	A	Radford	45	61
													176	H	Radford	36	49
													186	A	Presbyterian	42	66
													186	H	Presbyterian	60	47
													201	N	Sacred Heart	62	71
													215	A	Gardner-Webb	59	56
													215	H	Gardner-Webb	51	61
													251	A	High Point	52	53
													251	H	High Point	79	53
													252	A	Clemson	63	47
													253	A	Campbell	52	73
													253	H	Campbell	70	83
													253	N	Campbell	64	67
													262	A	Saint Francis (PA)	74	106
													288	A	Charleston So.	73	62
													288	H	Charleston So.	61	40
													306	H	Wofford	83	69
													314	A	Longwood	76	84
													314	H	Longwood	48	56
													328	A	Winthrop	43	52
													328	H	Winthrop	76	59
LAST 12 Division I GAMES:																	
				253	N	Campbell	64	67		288	H	Charleston So.	61	40			
				328	H	Winthrop	76	59		328	A	Winthrop	43	52			
				314	A	Longwood	76	84		251	H	High Point	79	53			
				215	H	Gardner-Webb	51	61		120	A	UNC Asheville	69	77			
				186	H	Presbyterian	60	47		176	H	Radford	36	49			
				121	A	Liberty	58	51		253	A	Campbell	52	73			

Non-Div I Games: Allen 86 45 Warren Wilson 100 49 Mid-Atlantic Christ105 15

Coastal Caro.

Loss, Non-Conf, S Site, H Home A Away N Neutral

Average RPI Win: 299	WON-LOST	WINNING	LAST 10	STRENGTH OF	OPP. STRENGTH	TEAM	ADJ.	CONF.	ADJ CONF.
Average RPI Loss: 174	RECORD	PCT. RANK	GAMES	SCHEDULE	OF SCHEDULE	RPI	RPI	RPI	RPI
DIV. I ONLY	7- 23	302	3- 7	188	279	295	295	26	26
DIV. I NON-CONF.	2- 8	290	0- 0	121	150	255	255	27	27
TOTALS	RPI 1-25	RPI 26-50	W-L RECORDS	RPI 51-100	RPI 101-150	RPI 150+			
7- 23	0- 1	0- 2	OVERALL	0- 5	0- 1	7- 14			
4- 11	0- 1	0- 1	HOME	0- 2	0- 1	4- 6			
3- 12	0- 0	0- 1	AWAY	0- 3	0- 0	3- 8			
0- 0	0- 0	0- 0	NEUTRAL	0- 0	0- 0	0- 0			
2- 8	0- 1	0- 2	NON-CONFERENCE	0- 0	0- 1	2- 4			
1- 4	0- 1	0- 1	HOME	0- 0	0- 1	1- 1			
1- 4	0- 0	0- 1	AWAY	0- 0	0- 0	1- 3			
0- 0	0- 0	0- 0	NEUTRAL	0- 0	0- 0	0- 0			
5- 15	0- 0	0- 0	CONFERENCE	0- 5	0- 0	5- 10			
3- 7	0- 0	0- 0	HOME	0- 2	0- 0	3- 5			
2- 8	0- 0	0- 0	AWAY	0- 3	0- 0	2- 5			
0- 0	0- 0	0- 0	NEUTRAL	0- 0	0- 0	0- 0			

RPI 1-25				RPI 26-50				RPI 51-100				RPI 101+ Team's RPI: 295			
RPI	S	Opponent	Score	RPI	S	Opponent	Score	RPI	S	Opponent	Score	RPI	S	Opponent	Score
3	H	UConn	50 94	29	A	DePaul	46 96	61	A	Army West Point	55 67	116	H	Gonzaga	50 80
				34	H	St. Bonaventure	38 62	61	A	Army West Point	62 89	169	A	Cornell	60 73
								61	H	Army West Point	55 78	203	A	Loyola Maryland	38 55
								98	A	Bucknell	60 79	203	H	Loyola Maryland	49 65
								98	H	Bucknell	51 71	212	A	Lehigh	74 83
												212	H	Lehigh	82 72
												223	A	Binghamton	56 63
												230	H	Siena	52 50
												236	A	Navy	41 51
												236	H	Navy	58 62
												245	H	Monmouth	80 86
												254	A	Holy Cross	61 70
												254	H	Holy Cross	71 80
												273	A	American	56 64
												273	H	American	37 49
												318	A	Kent St.	71 76
												322	A	LIU Brooklyn	63 53
												329	A	Lafayette	72 59
												329	H	Lafayette	70 55
												329	H	Lafayette	80 68
												344	A	Boston U.	72 63
												344	H	Boston U.	58 71
LAST 12 Division I GAMES:															
				61	A	Army West Point	62 89	344	H	Boston U.	58 71				
				329	H	Lafayette	80 68	98	A	Bucknell	60 79				
				212	H	Lehigh	82 72	61	H	Army West Point	55 78				
				329	H	Lafayette	70 55	236	H	Navy	58 62				
				212	A	Lehigh	74 83	254	A	Holy Cross	61 70				
				203	A	Loyola Maryland	38 55	273	A	American	56 64				

Non-Div I Games:

Colgate

■ Loss,
 ■ Non-Conf,
 ■ S Site,
 ■ H Home
 ■ A Away
 N Neutral

Colorado

Through Games Of March 13, 2016

Average RPI Win:	184	WON-LOST	WINNING	LAST 10	STRENGTH OF	OPP. STRENGTH	TEAM	ADJ.	CONF.	ADJ CONF.
Average RPI Loss:	62	RECORD	PCT. RANK	GAMES	SCHEDULE	OF SCHEDULE	RPI	RPI	RPI	RPI
DIV. I ONLY	7- 23	302	2- 8	17	26	202	202	1	1	
DIV. I NON-CONF.	5- 6	180	0- 0	64	189	164	164	1	1	
TOTALS	RPI 1-25	RPI 26-50	W-L RECORDS	RPI 51-100	RPI 101-150	RPI 150+				
7- 23	0- 7	0- 6	OVERALL	2- 7	0- 2	5- 1				
7- 9	0- 3	0- 3	HOME	2- 3	0- 0	5- 0				
0- 13	0- 4	0- 2	AWAY	0- 4	0- 2	0- 1				
0- 1	0- 0	0- 1	NEUTRAL	0- 0	0- 0	0- 0				
5- 6	0- 1	0- 3	NON-CONFERENCE	0- 0	0- 1	5- 1				
5- 2	0- 0	0- 2	HOME	0- 0	0- 0	5- 0				
0- 4	0- 1	0- 1	AWAY	0- 0	0- 1	0- 1				
0- 0	0- 0	0- 0	NEUTRAL	0- 0	0- 0	0- 0				
2- 17	0- 6	0- 3	CONFERENCE	2- 7	0- 1	0- 0				
2- 7	0- 3	0- 1	HOME	2- 3	0- 0	0- 0				
0- 9	0- 3	0- 1	AWAY	0- 4	0- 1	0- 0				
0- 1	0- 0	0- 1	NEUTRAL	0- 0	0- 0	0- 0				

RPI 1-25				RPI 26-50				RPI 51-100				RPI 101+ Team's RPI: 202			
RPI	S	Opponent	Score	RPI	S	Opponent	Score	RPI	S	Opponent	Score	RPI	S	Opponent	Score
5	A	Oregon St.	50 73	26	H	Florida	61 83	56	H	Southern California	66 63	127	A	Arizona	52 63
5	H	Oregon St.	47 61	33	A	Washington	47 68	84	A	California	35 64	135	A	Long Beach St.	42 59
9	A	Stanford	56 71	33	H	Washington	74 76	84	H	California	78 57	185	H	Northern Colo.	63 41
9	H	Stanford	49 80	33	N	Washington	51 67	85	A	Oregon	70 77	186	H	Presbyterian	72 60
10	H	UCLA	64 82	41	A	Colorado St.	63 64	85	H	Oregon	46 59	224	H	Massachusetts	90 63
11	A	Arizona St.	37 64	45	H	Missouri	75 79	88	A	Utah	55 71	244	H	Loyola Marymount	92 81
13	A	Kentucky	61 86					88	H	Utah	68 76	258	A	Wyoming	68 77
								96	A	Washington St.	70 83	309	H	Northern Ariz.	90 66
								96	H	Washington St.	66 74				
LAST 12 Division I GAMES:															
		33 N Washington	51 67			5 A Oregon St.	50 73								
		33 A Washington	47 68			88 H Utah	68 76								
		96 A Washington St.	70 83			88 A Utah	55 71								
		84 H California	78 57			56 H Southern California	66 63								
		9 H Stanford	49 80			10 H UCLA	64 82								
		85 A Oregon	70 77			5 H Oregon St.	47 61								

Non-Div I Games:

Colorado

Loss, Non-Conf, S Site, H Home A Away N Neutral

Colorado St.

Through Games Of March 13, 2016

Average RPI Win:	221	WON-LOST	WINNING	LAST 10	STRENGTH OF	OPP. STRENGTH	TEAM	ADJ.	CONF.	ADJ CONF.
Average RPI Loss:	27	RECORD	PCT. RANK	GAMES	SCHEDULE	OF SCHEDULE	RPI	RPI	RPI	RPI
DIV. I ONLY	29- 1	5	10- 0	273	201	41	41	20	20	
DIV. I NON-CONF.	8- 1	23	0- 0	226	164	49	49	20	20	
TOTALS	RPI 1-25	RPI 26-50	W-L RECORDS	RPI 51-100	RPI 101-150	RPI 150+				
29- 1	1- 0	0- 1	OVERALL	0- 0	2- 0	26- 0				
13- 0	1- 0	0- 0	HOME	0- 0	1- 0	11- 0				
12- 1	0- 0	0- 1	AWAY	0- 0	0- 0	12- 0				
4- 0	0- 0	0- 0	NEUTRAL	0- 0	1- 0	3- 0				
8- 1	1- 0	0- 1	NON-CONFERENCE	0- 0	0- 0	7- 0				
4- 0	1- 0	0- 0	HOME	0- 0	0- 0	3- 0				
3- 1	0- 0	0- 1	AWAY	0- 0	0- 0	3- 0				
1- 0	0- 0	0- 0	NEUTRAL	0- 0	0- 0	1- 0				
21- 0	0- 0	0- 0	CONFERENCE	0- 0	2- 0	19- 0				
9- 0	0- 0	0- 0	HOME	0- 0	1- 0	8- 0				
9- 0	0- 0	0- 0	AWAY	0- 0	0- 0	9- 0				
3- 0	0- 0	0- 0	NEUTRAL	0- 0	1- 0	2- 0				

RPI 1-25				RPI 26-50				Team's RPI: 41	RPI 51-100				RPI 101+			
RPI	S	Opponent	Score	RPI	S	Opponent	Score		RPI	S	Opponent	Score	RPI	S	Opponent	Score
16	H	BYU	61 55	27	A	Penn	48 49						107	H	Fresno St.	68 55
													107	N	Fresno St.	55 54
													154	A	Boise St.	83 51
													154	H	Boise St.	68 64
													165	A	New Mexico	49 48
													165	N	New Mexico	60 42
													173	H	Montana	75 43
													185	A	Northern Colo.	62 46
													200	A	San Jose St.	80 78
													200	H	San Jose St.	76 54
													202	H	Colorado	64 63
													211	A	UNLV	64 56
													211	H	UNLV	83 52
													234	A	Utah St.	69 49
													234	H	Utah St.	91 64
													236	A	Navy	82 73
													238	A	San Diego St.	60 57
													238	H	San Diego St.	70 54
													238	N	San Diego St.	53 41
													257	N	Morgan St.	54 36
													258	A	Wyoming	62 57
													258	H	Wyoming	63 42
													303	A	Denver	74 46
													325	A	Nevada	64 37
													325	H	Nevada	74 56
													331	H	Incarnate Word	60 37
LAST 12 Division I GAMES:																
				107	N	Fresno St.	55 54		165	A	New Mexico	49 48				
				165	N	New Mexico	60 42		258	A	Wyoming	62 57				
				238	N	San Diego St.	53 41		234	H	Utah St.	91 64				
				341	A	Air Force	81 48		211	H	UNLV	83 52				
				107	H	Fresno St.	68 55		154	A	Boise St.	83 51				
				325	H	Nevada	74 56		325	A	Nevada	64 37				

Non-Div I Games: Okla. Panhandle 90 45 Western St. 84 42

Colorado St.

Loss, Non-Conf, S Site, H Home A Away N Neutral

RPI	S	Opponent	Score
341	A	Air Force	81 48
341	H	Air Force	71 47

Colorado St.

C
o
l
o
r
a
d
o
s
t
.

C
o
l
o
r
a
d
o
s
t
.

RPI 1-25				RPI 26-50				RPI 51-100				RPI 101+				Team's RPI: 247	
RPI	S	Opponent	Score	RPI	S	Opponent	Score	RPI	S	Opponent	Score	RPI	S	Opponent	Score		
11	A	Arizona St.	49 70	27	A	Penn	51 71	97	A	Harvard	54 84	117	N	Toledo	75 88		
				27	H	Penn	42 60	97	H	Harvard	66 69	157	A	Yale	49 67		
				36	A	Princeton	54 86					157	H	Yale	77 71		
				36	H	Princeton	48 77					158	H	Stony Brook	71 79		
												169	A	Cornell	73 84		
												169	H	Cornell	59 66		
												187	A	UMBC	70 68		
												203	H	Loyola Maryland	63 53		
												206	A	Brown	64 91		
												206	H	Brown	63 73		
												214	A	Rhode Island	56 57		
												217	A	Dartmouth	53 63		
												217	H	Dartmouth	73 76		
												223	H	Binghamton	71 64		
												262	H	Saint Francis (PA)	82 78		
												277	H	Vermont	73 56		
												313	A	Fairleigh Dickinson	87 83		
												319	A	UMass Lowell	67 57		
												322	A	LIU Brooklyn	84 74		
												342	H	NJIT	72 52		
												343	H	Wagner	67 48		
LAST 12 Division I GAMES:																	
				157	A	Yale	49 67	36	A	Princeton	54 86						
				206	A	Brown	64 91	27	A	Penn	51 71						
				27	H	Penn	42 60	206	H	Brown	63 73						
				36	H	Princeton	48 77	157	H	Yale	77 71						
				217	A	Dartmouth	53 63	97	H	Harvard	66 69						
				97	A	Harvard	54 84	217	H	Dartmouth	73 76						

Columbia

Page 69

Average RPI Win: 299	WON-LOST	WINNING	LAST 10	STRENGTH OF	OPP. STRENGTH	TEAM	ADJ.	CONF.	ADJ CONF.
Average RPI Loss: 168	RECORD	PCT. RANK	GAMES	SCHEDULE	OF SCHEDULE	RPI	RPI	RPI	RPI
DIV. I ONLY	16- 15	160	9- 1	326	316	231	231	32	32
DIV. I NON-CONF.	3- 8	258	0- 0	105	74	193	193	30	30
TOTALS	RPI 1-25	RPI 26-50	W-L RECORDS	RPI 51-100	RPI 101-150	RPI 150+			
16- 15	0- 3	0- 0	OVERALL	0- 2	0- 2	16- 8			
8- 2	0- 0	0- 0	HOME	0- 0	0- 0	8- 2			
4- 11	0- 3	0- 0	AWAY	0- 1	0- 2	4- 5			
4- 2	0- 0	0- 0	NEUTRAL	0- 1	0- 0	4- 1			
3- 8	0- 3	0- 0	NON-CONFERENCE	0- 2	0- 2	3- 1			
1- 1	0- 0	0- 0	HOME	0- 0	0- 0	1- 1			
1- 6	0- 3	0- 0	AWAY	0- 1	0- 2	1- 0			
1- 1	0- 0	0- 0	NEUTRAL	0- 1	0- 0	1- 0			
13- 7	0- 0	0- 0	CONFERENCE	0- 0	0- 0	13- 7			
7- 1	0- 0	0- 0	HOME	0- 0	0- 0	7- 1			
3- 5	0- 0	0- 0	AWAY	0- 0	0- 0	3- 5			
3- 1	0- 0	0- 0	NEUTRAL	0- 0	0- 0	3- 1			

RPI 1-25				RPI 26-50				RPI 51-100				RPI 101+ Team's RPI: 231			
RPI	S	Opponent	Score	RPI	S	Opponent	Score	RPI	S	Opponent	Score	RPI	S	Opponent	Score
12	A	Syracuse	56 88					57	N	Auburn	54 69	111	A	Virginia	40 75
22	A	West Virginia	64 96					68	A	VCU	42 73	124	A	Virginia Tech	39 72
25	A	Miami (FL)	59 78									187	H	UMBC	61 68
												195	H	N.C. A&T	65 59
												195	N	N.C. A&T	46 65
												207	H	Hampton	68 64
												250	A	Bethune-Cookman	56 69
												257	A	Morgan St.	51 72
												257	H	Morgan St.	82 38
												257	N	Morgan St.	63 53
												280	H	UMES	61 54
												286	A	Towson	81 69
												289	A	Florida A&M	73 79
												293	A	South Carolina St.	63 67
												293	N	South Carolina St.	81 62
												296	A	Savannah St.	55 57
												316	H	Mt. St. Mary's	66 55
												324	A	Delaware St.	54 49
												324	H	Delaware St.	84 79
												327	A	Howard	83 67
												327	H	Howard	69 71
												329	N	Lafayette	64 57
												347	A	Norfolk St.	56 47
												347	H	Norfolk St.	69 44
												347	N	Norfolk St.	78 54
												348	H	N.C. Central	63 46
LAST 12 Division I GAMES:															
				195	N	N.C. A&T	46 65	347	A	Norfolk St.	56 47				
				293	N	South Carolina St.	81 62	207	H	Hampton	68 64				
				257	N	Morgan St.	63 53	348	H	N.C. Central	63 46				
				347	N	Norfolk St.	78 54	324	H	Delaware St.	84 79				
				324	A	Delaware St.	54 49	327	H	Howard	69 71				
				257	H	Morgan St.	82 38	296	A	Savannah St.	55 57				

Non-Div I Games: Bowie St.

63 **64**

Coppin St.

■ Loss,
 ■ Non-Conf,
 ■ S Site,
 ■ Home
 ■ Away
 N Neutral

Average RPI Win: 233	WON-LOST	WINNING	LAST 10	STRENGTH OF	OPP. STRENGTH	TEAM	ADJ.	CONF.	ADJ CONF.
Average RPI Loss: 130	RECORD	PCT. RANK	GAMES	SCHEDULE	OF SCHEDULE	RPI	RPI	RPI	RPI
DIV. I ONLY	14- 14	165	3- 7	176	175	169	169	10	10
DIV. I NON-CONF.	8- 6	136	0- 0	293	301	200	200	12	12
TOTALS	RPI 1-25	RPI 26-50	W-L RECORDS	RPI 51-100	RPI 101-150	RPI 150+			
14- 14	0- 1	1- 3	OVERALL	0- 2	0- 2	13- 6			
11- 3	0- 0	1- 1	HOME	0- 1	0- 0	10- 1			
3- 11	0- 1	0- 2	AWAY	0- 1	0- 2	3- 5			
0- 0	0- 0	0- 0	NEUTRAL	0- 0	0- 0	0- 0			
8- 6	0- 1	0- 0	NON-CONFERENCE	0- 0	0- 2	8- 3			
6- 1	0- 0	0- 0	HOME	0- 0	0- 0	6- 1			
2- 5	0- 1	0- 0	AWAY	0- 0	0- 2	2- 2			
0- 0	0- 0	0- 0	NEUTRAL	0- 0	0- 0	0- 0			
6- 8	0- 0	1- 3	CONFERENCE	0- 2	0- 0	5- 3			
5- 2	0- 0	1- 1	HOME	0- 1	0- 0	4- 0			
1- 6	0- 0	0- 2	AWAY	0- 1	0- 0	1- 3			
0- 0	0- 0	0- 0	NEUTRAL	0- 0	0- 0	0- 0			

RPI 1-25				RPI 26-50				RPI 51-100				RPI 101+ Team's RPI: 169			
RPI	S	Opponent	Score	RPI	S	Opponent	Score	RPI	S	Opponent	Score	RPI	S	Opponent	Score
9	A	Stanford	38 93	27	A	Penn	50 65	97	A	Harvard	63 68	106	A	Buffalo	41 59
				27	H	Penn	51 46	97	H	Harvard	56 65	128	A	Marshall	47 73
				36	A	Princeton	51 71					157	A	Yale	38 56
				36	H	Princeton	57 94					157	H	Yale	74 63
												158	H	Stony Brook	49 58
												199	H	Fairfield	59 35
												206	A	Brown	69 91
												206	H	Brown	85 70
												217	A	Dartmouth	52 60
												217	H	Dartmouth	71 58
												221	A	Hartford	50 53
												223	H	Binghamton	64 57
												237	A	Bryant	70 62
												247	A	Columbia	66 59
												247	H	Columbia	84 73
												262	H	Saint Francis (PA)	75 69
												286	H	Towson	88 60
												295	H	Colgate	73 60
												324	H	Delaware St.	71 62
												327	A	Howard	74 76
												339	A	Cal St. Fullerton	59 47
LAST 12 Division I GAMES:															
206	A	Brown	69 91	27	A	Penn	50 65								
157	A	Yale	38 56	36	A	Princeton	51 71								
36	H	Princeton	57 94	157	H	Yale	74 63								
27	H	Penn	51 46	206	H	Brown	85 70								
97	A	Harvard	63 68	217	H	Dartmouth	71 58								
217	A	Dartmouth	52 60	97	H	Harvard	56 65								

Non-Div I Games:

Cornell

■ Loss,
 ■ Non-Conf, S Site,
 ■ Home
 ■ Away
 N Neutral

Average RPI Win: 148	WON-LOST	WINNING	LAST 10	STRENGTH OF	OPP. STRENGTH	TEAM	ADJ.	CONF.	ADJ CONF.
Average RPI Loss: 95	RECORD	PCT. RANK	GAMES	SCHEDULE	OF SCHEDULE	RPI	RPI	RPI	RPI
DIV. I ONLY	17- 17	165	5- 5	80	74	115	115	6	6
DIV. I NON-CONF.	6- 6	160	0- 0	125	108	136	136	6	6
TOTALS	RPI 1-25	RPI 26-50	W-L RECORDS	RPI 51-100	RPI 101-150	RPI 150+			
17- 17	0- 0	2- 7	OVERALL	5- 3	1- 4	9- 3			
8- 5	0- 0	0- 4	HOME	3- 0	0- 1	5- 0			
4- 10	0- 0	1- 2	AWAY	1- 3	0- 2	2- 3			
5- 2	0- 0	1- 1	NEUTRAL	1- 0	1- 1	2- 0			
6- 6	0- 0	0- 1	NON-CONFERENCE	1- 2	1- 2	4- 1			
3- 1	0- 0	0- 1	HOME	1- 0	0- 0	2- 0			
1- 4	0- 0	0- 0	AWAY	0- 2	0- 1	1- 1			
2- 1	0- 0	0- 0	NEUTRAL	0- 0	1- 1	1- 0			
11- 11	0- 0	2- 6	CONFERENCE	4- 1	0- 2	5- 2			
5- 4	0- 0	0- 3	HOME	2- 0	0- 1	3- 0			
3- 6	0- 0	1- 2	AWAY	1- 1	0- 1	1- 2			
3- 1	0- 0	1- 1	NEUTRAL	1- 0	0- 0	1- 0			

RPI 1-25				RPI 26-50				RPI 51-100				RPI 101+				Team's RPI: 115	
RPI	S	Opponent	Score	RPI	S	Opponent	Score	RPI	S	Opponent	Score	RPI	S	Opponent	Score		
				29	A	DePaul	63 81	55	A	Villanova	65 62	101	A	Georgetown	57 69		
				29	H	DePaul	52 78	55	H	Villanova	53 48	101	H	Georgetown	44 57		
				39	A	Seton Hall	71 77	55	N	Villanova	57 48	104	N	Northwestern	52 75		
				39	H	Seton Hall	82 86	88	A	Utah	58 74	110	A	Drake	72 81		
				39	N	Seton Hall	77 56	91	H	UNI	69 61	148	N	East Carolina	91 66		
				42	A	St. John's (NY)	64 57	95	A	Nebraska	63 65	161	H	Marist	89 46		
				42	H	St. John's (NY)	55 66	99	A	Marquette	72 79	168	A	Xavier	55 57		
				42	N	St. John's (NY)	37 50	99	H	Marquette	83 81	168	H	Xavier	74 47		
				50	H	South Dakota St.	51 53					171	N	Eastern Wash.	66 60		
												183	A	Butler	52 42		
												183	H	Butler	77 49		
												222	A	Kansas	54 67		
												241	A	Omaha	69 46		
												265	A	Providence	59 61		
												265	H	Providence	72 48		
												265	N	Providence	70 53		
												302	H	Wichita St.	79 54		
LAST 12 Division I GAMES:																	
				42	N	St. John's (NY)	37 50	29	H	DePaul	52 78						
				39	N	Seton Hall	77 56	99	H	Marquette	83 81						
				55	N	Villanova	57 48	265	A	Providence	59 61						
				265	N	Providence	70 53	168	A	Xavier	55 57						
				42	A	St. John's (NY)	64 57	183	A	Butler	52 42						
				39	A	Seton Hall	71 77	101	H	Georgetown	44 57						

Non-Div I Games:

Creighton

■ Loss,
 ■ Non-Conf,
 ■ S Site,
 ■ H Home
 ■ A Away
 N Neutral

Average RPI Win: 232	WON-LOST	WINNING	LAST 10	STRENGTH OF	OPP. STRENGTH	TEAM	ADJ.	CONF.	ADJ CONF.
Average RPI Loss: 137	RECORD	PCT. RANK	GAMES	SCHEDULE	OF SCHEDULE	RPI	RPI	RPI	RPI
DIV. I ONLY	12- 18	231	5- 5	172	169	217	217	10	10
DIV. I NON-CONF.	5- 11	244	0- 0	299	280	290	290	12	12
TOTALS	RPI 1-25	RPI 26-50	W-L RECORDS	RPI 51-100	RPI 101-150	RPI 150+			
12- 18	0- 1	0- 4	OVERALL	1- 3	0- 2	11- 8			
5- 9	0- 0	0- 2	HOME	0- 2	0- 0	5- 5			
7- 7	0- 1	0- 2	AWAY	1- 1	0- 0	6- 3			
0- 2	0- 0	0- 0	NEUTRAL	0- 0	0- 2	0- 0			
5- 11	0- 1	0- 0	NON-CONFERENCE	0- 2	0- 2	5- 6			
2- 5	0- 0	0- 0	HOME	0- 1	0- 0	2- 4			
3- 4	0- 1	0- 0	AWAY	0- 1	0- 0	3- 2			
0- 2	0- 0	0- 0	NEUTRAL	0- 0	0- 2	0- 0			
7- 7	0- 0	0- 4	CONFERENCE	1- 1	0- 0	6- 2			
3- 4	0- 0	0- 2	HOME	0- 1	0- 0	3- 1			
4- 3	0- 0	0- 2	AWAY	1- 0	0- 0	3- 1			
0- 0	0- 0	0- 0	NEUTRAL	0- 0	0- 0	0- 0			

RPI 1-25				RPI 26-50				RPI 51-100				RPI 101+ Team's RPI: 217			
RPI	S	Opponent	Score	RPI	S	Opponent	Score	RPI	S	Opponent	Score	RPI	S	Opponent	Score
14	A	Louisville	52 94	27	A	Penn	50 65	60	H	Maine	41 59	134	N	Jacksonville	44 51
				27	H	Penn	41 56	80	A	Drexel	53 69	145	N	McNeese St.	56 78
				36	A	Princeton	42 68	97	A	Harvard	70 64	157	A	Yale	68 63
				36	H	Princeton	48 85	97	H	Harvard	43 56	157	H	Yale	62 65
												169	A	Cornell	58 71
												169	H	Cornell	60 52
												206	A	Brown	63 50
												206	H	Brown	60 56
												209	A	Oakland	60 78
												214	H	Rhode Island	41 57
												221	A	Hartford	43 36
												235	H	New Hampshire	57 61
												247	A	Columbia	76 73
												247	H	Columbia	63 53
												254	A	Holy Cross	60 54
												273	H	American	41 45
												276	A	Central Conn. St.	55 59
												277	H	Vermont	54 56
												291	H	Niagara	60 47
												342	A	NJIT	46 39
												344	H	Boston U.	72 52
LAST 12 Division I GAMES:															
				36	A	Princeton	42 68	206	A	Brown	63 50				
				27	A	Penn	50 65	157	A	Yale	68 63				
				157	H	Yale	62 65	27	H	Penn	41 56				
				206	H	Brown	60 56	36	H	Princeton	48 85				
				247	H	Columbia	63 53	169	A	Cornell	58 71				
				169	H	Cornell	60 52	247	A	Columbia	76 73				

Non-Div I Games:

Dartmouth

■ Loss,
■ Non-Conf, S Site,
■ Home
■ Away
N Neutral

Average RPI Win: 225	WON-LOST	WINNING	LAST 10	STRENGTH OF	OPP. STRENGTH	TEAM	ADJ.	CONF.	ADJ CONF.
Average RPI Loss: 101	RECORD	PCT. RANK	GAMES	SCHEDULE	OF SCHEDULE	RPI	RPI	RPI	RPI
DIV. I ONLY	11- 19	248	2- 8	109	102	189	189	7	7
DIV. I NON-CONF.	6- 7	176	0- 0	197	190	178	178	8	8
TOTALS	RPI 1-25	RPI 26-50	W-L RECORDS	RPI 51-100	RPI 101-150	RPI 150+			
11- 19	0- 3	0- 3	OVERALL	1- 5	0- 2	10- 6			
4- 9	0- 3	0- 1	HOME	0- 3	0- 0	4- 2			
6- 9	0- 0	0- 2	AWAY	1- 2	0- 2	5- 3			
1- 1	0- 0	0- 0	NEUTRAL	0- 0	0- 0	1- 1			
6- 7	0- 1	0- 2	NON-CONFERENCE	0- 1	0- 1	6- 2			
2- 3	0- 1	0- 0	HOME	0- 1	0- 0	2- 1			
3- 4	0- 0	0- 2	AWAY	0- 0	0- 1	3- 1			
1- 0	0- 0	0- 0	NEUTRAL	0- 0	0- 0	1- 0			
5- 12	0- 2	0- 1	CONFERENCE	1- 4	0- 1	4- 4			
2- 6	0- 2	0- 1	HOME	0- 2	0- 0	2- 1			
3- 5	0- 0	0- 0	AWAY	1- 2	0- 1	2- 2			
0- 1	0- 0	0- 0	NEUTRAL	0- 0	0- 0	0- 1			

RPI 1-25				RPI 26-50				RPI 51-100				RPI 101+ Team's RPI: 189			
RPI	S	Opponent	Score	RPI	S	Opponent	Score	RPI	S	Opponent	Score	RPI	S	Opponent	Score
17	H	Michigan St.	44 73	31	A	James Madison	45 87	54	A	Saint Louis	51 88	118	A	Saint Joseph's	54 87
18	H	Duquesne	62 77	34	H	St. Bonaventure	47 59	54	H	Saint Louis	50 79	144	A	Wake Forest	58 77
23	H	George Washington	60 79	49	A	North Carolina St.	42 58	68	A	VCU	56 50	163	A	Fordham	40 51
								68	H	VCU	59 74	163	H	Fordham	69 51
								83	A	Dayton	66 77	164	H	ETSU	58 65
								89	H	Charlotte	88 99	170	H	George Mason	68 63
												176	A	Radford	68 79
												197	A	Richmond	67 59
												197 N		Richmond	51 70
												214	A	Rhode Island	62 78
												218	A	Furman	69 51
												224	H	Massachusetts	62 66
												251	A	High Point	62 60
												255 N		Bowling Green	60 56
												274	A	UNCW	77 50
												281	A	La Salle	66 58
												293	H	South Carolina St.	63 51
												300	H	Western Caro.	64 51
LAST 12 Division I GAMES:															
197 N		Richmond	51 70	18	H	Duquesne	62 77								
68	H	VCU	59 74	170	H	George Mason	68 63								
118	A	Saint Joseph's	54 87	83	A	Dayton	66 77								
224	H	Massachusetts	62 66	23	H	George Washington	60 79								
54	A	Saint Louis	51 88	214	A	Rhode Island	62 78								
197	A	Richmond	67 59	163	H	Fordham	69 51								

Non-Div I Games:

Davidson

■ Loss,
 ■ Non-Conf,
 ■ S Site,
 ■ Home
 ■ A Away
 N Neutral

Through Games of March 15, 1910										
Average RPI Win:	142	WON-LOST	WINNING	LAST 10	STRENGTH OF	OPP. STRENGTH	TEAM	ADJ.	CONF.	ADJ CONF.
Average RPI Loss:	64	RECORD	PCT. RANK	GAMES	SCHEDULE	OF SCHEDULE	RPI	RPI	RPI	RPI
DIV. I ONLY	14- 14	165	5- 5	16	69	83	83	7	7	
DIV. I NON-CONF.	7- 4	110	0- 0	10	7	24	24	8	8	
TOTALS	RPI 1-25	RPI 26-50	W-L RECORDS	RPI 51-100	RPI 101-150	RPI 150+				
14- 14	1- 6	1- 1	OVERALL	2- 4	2- 1	8- 2				
7- 6	0- 2	1- 1	HOME	1- 2	0- 1	5- 0				
5- 6	0- 3	0- 0	AWAY	0- 2	2- 0	3- 1				
2- 2	1- 1	0- 0	NEUTRAL	1- 0	0- 0	0- 1				
7- 4	1- 2	1- 0	NON-CONFERENCE	2- 1	1- 1	2- 0				
4- 1	0- 0	1- 0	HOME	1- 0	0- 1	2- 0				
1- 2	0- 1	0- 0	AWAY	0- 1	1- 0	0- 0				
2- 1	1- 1	0- 0	NEUTRAL	1- 0	0- 0	0- 0				
7- 10	0- 4	0- 1	CONFERENCE	0- 3	1- 0	6- 2				
3- 5	0- 2	0- 1	HOME	0- 2	0- 0	3- 0				
4- 4	0- 2	0- 0	AWAY	0- 1	1- 0	3- 1				
0- 1	0- 0	0- 0	NEUTRAL	0- 0	0- 0	0- 1				

RPI S	Opponent	Score	RPI S	Opponent	Score	RPI S	Opponent	Score	RPI S	Opponent	Score
9 N	Stanford	66 74	34 H	St. Bonaventure	54 59	54 A	Saint Louis	56 70	116 H	Gonzaga	47 57
14 N	Louisville	79 66	36 H	Princeton	85 81	54 H	Saint Louis	52 55	117 A	Toledo	83 57
18 A	Duquesne	58 89				60 N	Maine	58 37	118 A	Saint Joseph's	71 61
18 H	Duquesne	72 76				66 A	Purdue	58 61	157 H	Yale	81 75
20 A	Green Bay	52 68				68 H	VCU	72 74	163 H	Fordham	77 55
23 A	George Washington	62 72				73 H	Vanderbilt	81 56	170 H	George Mason	81 58
23 H	George Washington	61 62							170 N	George Mason	62 66
									189 H	Davidson	77 66
									197 A	Richmond	60 48
									198 H	Wisconsin	87 64
									214 A	Rhode Island	67 53
									224 A	Massachusetts	69 76
									281 A	La Salle	67 51
LAST 12 Division I GAMES:											
170 N	George Mason	62 66	170 H	George Mason	81 58						
163 H	Fordham	77 55	214 A	Rhode Island	67 53						
54 H	Saint Louis	52 55	189 H	Davidson	77 66						
18 H	Duquesne	72 76	281 A	La Salle	67 51						
224 A	Massachusetts	69 76	118 A	Saint Joseph's	71 61						
23 A	George Washington	62 72	34 H	St. Bonaventure	54 59						

Non-Div I Games:

Dayton

■ Loss,
 ■ Non-Conf,
 S Site,
 ■ Home
 ■ Away
 N Neutral

Average RPI Win:	141	WON-LOST	WINNING	LAST 10	STRENGTH OF	OPP. STRENGTH	TEAM	ADJ.	CONF.	ADJ CONF.
Average RPI Loss:	46	RECORD	PCT. RANK	GAMES	SCHEDULE	OF SCHEDULE	RPI	RPI	RPI	RPI
DIV. I ONLY	25- 8	43	9- 1	36	67	29	29	6	6	
DIV. I NON-CONF.	8- 5	120	0- 0	13	31	48	48	6	6	
TOTALS	RPI 1-25	RPI 26-50	W-L RECORDS	RPI 51-100	RPI 101-150	RPI 150+				
25- 8	1- 3	5- 3	OVERALL	3- 1	6- 0	10- 1				
14- 5	0- 1	3- 2	HOME	1- 1	3- 0	7- 1				
11- 3	1- 2	2- 1	AWAY	2- 0	3- 0	3- 0				
0- 0	0- 0	0- 0	NEUTRAL	0- 0	0- 0	0- 0				
8- 5	1- 3	2- 1	NON-CONFERENCE	0- 0	2- 0	3- 1				
6- 2	0- 1	2- 0	HOME	0- 0	1- 0	3- 1				
2- 3	1- 2	0- 1	AWAY	0- 0	1- 0	0- 0				
0- 0	0- 0	0- 0	NEUTRAL	0- 0	0- 0	0- 0				
17- 3	0- 0	3- 2	CONFERENCE	3- 1	4- 0	7- 0				
8- 3	0- 0	1- 2	HOME	1- 1	2- 0	4- 0				
9- 0	0- 0	2- 0	AWAY	2- 0	2- 0	3- 0				
0- 0	0- 0	0- 0	NEUTRAL	0- 0	0- 0	0- 0				

RPI 1-25				RPI 26-50				Team's RPI: 29				RPI 51-100				RPI 101+			
RPI	S	Opponent	Score	RPI	S	Opponent	Score	RPI	S	Opponent	Score	RPI	S	Opponent	Score	RPI	S	Opponent	Score
1	A	Notre Dame	90 95	34	H	St. Bonaventure	77 54	55	A	Villanova	75 47	101	A	Georgetown	80 66				
2	A	Baylor	72 86	39	A	Seton Hall	86 74	55	H	Villanova	60 64	101	H	Georgetown	75 53				
3	H	UConn	70 86	39	H	Seton Hall	74 83	99	A	Marquette	98 65	104	A	Northwestern	77 64				
19	A	Texas A&M	80 66	42	A	St. John's (NY)	71 61	99	H	Marquette	91 86	115	A	Creighton	78 52				
				42	H	St. John's (NY)	77 71					115	H	Creighton	81 63				
				42	H	St. John's (NY)	66 75					140	H	Southern Ill.	105 61				
				46	H	Indiana	84 69					168	A	Xavier	70 53				
				50	A	South Dakota St.	79 88					168	H	Xavier	82 52				
												177	H	Loyola Chicago	75 88				
												183	A	Butler	61 54				
												183	H	Butler	76 49				
												183	H	Butler	102 63				
												265	A	Providence	91 68				
												265	H	Providence	96 50				
												295	H	Colgate	96 46				
												321	H	Illinois St.	89 41				
												345	H	Chicago St.	88 42				
LAST 12 Division I GAMES:																			
				42	H	St. John's (NY)	66 75	168	H	Xavier	82 52								
				183	H	Butler	76 49	101	A	Georgetown	80 66								
				99	A	Marquette	98 65	55	A	Villanova	75 47								
				115	A	Creighton	78 52	42	H	St. John's (NY)	77 71								
				265	A	Providence	91 68	39	H	Seton Hall	74 83								
				183	H	Butler	102 63	265	H	Providence	96 50								

Non-Div I Games:

DePaul

■ Loss,
 ■ Non-Conf,
 ■ S Site,
 ■ H Home
 ■ A Away
 N Neutral

Delaware

Through Games Of March 13, 2016

Average RPI Win:	224	WON-LOST	WINNING	LAST 10	STRENGTH OF	OPP. STRENGTH	TEAM	ADJ.	CONF.	ADJ CONF.
Average RPI Loss:	103	RECORD	PCT. RANK	GAMES	SCHEDULE	OF SCHEDULE	RPI	RPI	RPI	RPI
DIV. I ONLY	16- 15	160	5- 5	184	130	152	152	12	12	
DIV. I NON-CONF.	5- 6	180	0- 0	301	194	225	225	10	10	
TOTALS	RPI 1-25	RPI 26-50	W-L RECORDS	RPI 51-100	RPI 101-150	RPI 150+				
16- 15	0- 0	0- 3	OVERALL	2- 6	0- 2	14- 4				
8- 4	0- 0	0- 1	HOME	1- 2	0- 1	7- 0				
6- 9	0- 0	0- 1	AWAY	0- 4	0- 1	6- 3				
2- 2	0- 0	0- 1	NEUTRAL	1- 0	0- 0	1- 1				
5- 6	0- 0	0- 0	NON-CONFERENCE	0- 1	0- 2	5- 3				
2- 1	0- 0	0- 0	HOME	0- 0	0- 1	2- 0				
2- 4	0- 0	0- 0	AWAY	0- 1	0- 1	2- 2				
1- 1	0- 0	0- 0	NEUTRAL	0- 0	0- 0	1- 1				
11- 9	0- 0	0- 3	CONFERENCE	2- 5	0- 0	9- 1				
6- 3	0- 0	0- 1	HOME	1- 2	0- 0	5- 0				
4- 5	0- 0	0- 1	AWAY	0- 3	0- 0	4- 1				
1- 1	0- 0	0- 1	NEUTRAL	1- 0	0- 0	0- 0				

RPI S	Opponent	Score	RPI S	Opponent	Score	RPI S	Opponent	Score	RPI S	Opponent	Score	Team's RPI: 152
31	A James Madison	55 75	75	A Hofstra	49 58	101	A Georgetown	50 61				
31	H James Madison	43 65	75	H Hofstra	54 47	148	H East Carolina	58 68				
31	N James Madison	47 68	80	A Drexel	43 47	151	A Northeastern	54 57				
			80	H Drexel	53 54	151	H Northeastern	59 52				
			92	A Elon	45 62	161	A Marist	56 50				
			92	H Elon	64 66	163	A Fordham	55 48				
			92	N Elon	57 50	170	A George Mason	83 90				
			98	A Bucknell	51 80	174	A Robert Morris	50 53				
						198	N Wisconsin	52 54				
						219	A William & Mary	69 53				
						219	H William & Mary	67 63				
						226	A Col. of Charleston	63 47				
						226	H Col. of Charleston	72 55				
						274	A UNCW	56 44				
						274	H UNCW	67 59				
						277	H Vermont	71 60				
						286	A Towson	66 62				
						286	H Towson	69 64				
						323	N North Dakota St.	62 50				
						329	H Lafayette	67 47				
LAST 12 Division I GAMES:												
31	N James Madison	47 68	151	A Northeastern	54 57							
92	N Elon	57 50	219	A William & Mary	69 53							
31	H James Madison	43 65	226	H Col. of Charleston	72 55							
274	A UNCW	56 44	92	H Elon	64 66							
92	A Elon	45 62	286	A Towson	66 62							
75	H Hofstra	54 47	80	A Drexel	43 47							

Non-Div I Games:

Delaware

Loss, Non-Conf, S Site, H Home A Away N Neutral

Average RPI Win:	304	WON-LOST	WINNING	LAST 10	STRENGTH OF	OPP. STRENGTH	TEAM	ADJ.	CONF.	ADJ CONF.
Average RPI Loss:	208	RECORD	PCT. RANK	GAMES	SCHEDULE	OF SCHEDULE	RPI	RPI	RPI	RPI
DIV. I ONLY	9- 21	276	2- 8	328	325	324	324	32	32	
DIV. I NON-CONF.	3- 10	277	0- 0	253	223	307	307	30	30	
TOTALS	RPI 1-25	RPI 26-50	W-L RECORDS	RPI 51-100	RPI 101-150	RPI 150+				
9- 21	0- 1	0- 0	OVERALL	0- 2	0- 1	9- 17				
6- 8	0- 0	0- 0	HOME	0- 1	0- 0	6- 7				
2- 12	0- 1	0- 0	AWAY	0- 1	0- 1	2- 9				
1- 1	0- 0	0- 0	NEUTRAL	0- 0	0- 0	1- 1				
3- 10	0- 1	0- 0	NON-CONFERENCE	0- 2	0- 1	3- 6				
2- 4	0- 0	0- 0	HOME	0- 1	0- 0	2- 3				
0- 6	0- 1	0- 0	AWAY	0- 1	0- 1	0- 3				
1- 0	0- 0	0- 0	NEUTRAL	0- 0	0- 0	1- 0				
6- 11	0- 0	0- 0	CONFERENCE	0- 0	0- 0	6- 11				
4- 4	0- 0	0- 0	HOME	0- 0	0- 0	4- 4				
2- 6	0- 0	0- 0	AWAY	0- 0	0- 0	2- 6				
0- 1	0- 0	0- 0	NEUTRAL	0- 0	0- 0	0- 1				

RPI 1-25				RPI 26-50				RPI 51-100				RPI 101+ Team's RPI: 324			
RPI	S	Opponent	Score	RPI	S	Opponent	Score	RPI	S	Opponent	Score	RPI	S	Opponent	Score
22	A	West Virginia	34 77					69	A	Temple	59 100	131	A	Pittsburgh	43 77
								75	H	Hofstra	49 66	163	A	Fordham	58 74
												169	A	Cornell	62 71
												181	A	Fla. Atlantic	55 83
												195	H	N.C. A&T	64 84
												207	A	Hampton	89 81
												207	H	Hampton	54 63
												212	H	Lehigh	49 83
												219	H	William & Mary	59 65
												231	A	Coppin St.	79 84
												231	H	Coppin St.	49 54
												250	A	Bethune-Cookman	35 66
												257	A	Morgan St.	49 56
												259	N	Appalachian St.	76 69
												280	A	UMES	49 54
												280	H	UMES	61 70
												289	A	Florida A&M	56 86
												289	N	Florida A&M	74 79
												293	A	South Carolina St.	48 61
												293	H	South Carolina St.	79 61
												296	A	Savannah St.	67 59
												314	H	Longwood	88 63
												316	H	Mt. St. Mary's	41 54
												327	H	Howard	87 86
												343	H	Wagner	66 44
												347	H	Norfolk St.	64 61
LAST 12 Division I GAMES:															
289	N	Florida A&M	74 79	231	A	Coppin St.	79 84								
231	H	Coppin St.	49 54	280	H	UMES	61 70								
207	A	Hampton	89 81	289	A	Florida A&M	56 86								
280	A	UMES	49 54	250	A	Bethune-Cookman	35 66								
207	H	Hampton	54 63	293	H	South Carolina St.	79 61								
347	H	Norfolk St.	64 61	348	H	N.C. Central	66 56								

Non-Div I Games:

Delaware St.

■ Loss,
 ■ Non-Conf,
 ■ S Site,
 ■ H Home
 ■ A Away
 N Neutral

RPI	S	Opponent	Score
348	H	N.C. Central	66 56

Delaware St.

D
e
l
a
w
a
r
e
S
t
.

D
e
l
a
w
a
r
e
S
t
.

Average RPI Win: 288	WON-LOST	WINNING	LAST 10	STRENGTH OF	OPP. STRENGTH	TEAM	ADJ.	CONF.	ADJ CONF.
Average RPI Loss: 169	RECORD	PCT. RANK	GAMES	SCHEDULE	OF SCHEDULE	RPI	RPI	RPI	RPI
DIV. I ONLY	5- 25	322	1- 9	177	242	303	303	18	18
DIV. I NON-CONF.	2- 11	306	0- 0	206	304	292	292	18	18
TOTALS	RPI 1-25	RPI 26-50	W-L RECORDS	RPI 51-100	RPI 101-150	RPI 150+			
5- 25	0- 1	0- 3	OVERALL	0- 3	1- 5	4- 13			
2- 12	0- 0	0- 2	HOME	0- 1	0- 3	2- 6			
3- 10	0- 0	0- 0	AWAY	0- 0	1- 0	2- 1			
0- 3	0- 1	0- 0	NEUTRAL	0- 1	0- 0	0- 1			
2- 11	0- 1	0- 1	NON-CONFERENCE	0- 0	1- 1	1- 8			
0- 6	0- 0	0- 1	HOME	0- 0	0- 1	0- 4			
2- 3	0- 0	0- 0	AWAY	0- 0	1- 0	1- 3			
0- 2	0- 1	0- 0	NEUTRAL	0- 0	0- 0	0- 1			
3- 14	0- 0	0- 2	CONFERENCE	0- 3	0- 4	3- 5			
2- 6	0- 0	0- 1	HOME	0- 1	0- 2	2- 2			
1- 7	0- 0	0- 1	AWAY	0- 1	0- 2	1- 3			
0- 1	0- 0	0- 0	NEUTRAL	0- 1	0- 0	0- 0			

RPI 1-25			RPI 26-50			RPI 51-100			RPI 101+ Team's RPI: 303		
RPI	S	Opponent	Score	RPI	S	Opponent	Score	RPI	S	Opponent	Score
1	N	Notre Dame	52 94	41	H	Colorado St.	46 74	62	A	South Dakota	60 85
				50	A	South Dakota St.	52 80	62	H	South Dakota	33 79
				50	H	South Dakota St.	39 76	62	N	South Dakota	54 73
LAST 12 Division I GAMES:											
		62 N South Dakota	54 73			143 H Oral Roberts	56 59			132 A IUPUI	75 81
		241 H Omaha	60 70			62 H South Dakota	33 79			132 H IUPUI	54 67
		323 A North Dakota St.	55 45			315 A IPFW	49 61			135 H Long Beach St.	41 48
		50 A South Dakota St.	52 80			132 A IUPUI	75 81			139 A Milwaukee	56 49
		132 H IUPUI	54 67			143 A Oral Roberts	33 65			143 H Oral Roberts	56 59
		242 H Western Ill.	69 80			143 A Oral Roberts	33 65			185 H Northern Colo.	51 60
						241 A Omaha	55 67			192 H Weber St.	49 61
						241 H Omaha	60 70			208 N Louisiana Tech	53 58
						242 A Western Ill.	60 63			241 A Omaha	55 67
						242 H Western Ill.	69 80			241 H Omaha	60 70
						249 H Ill.-Chicago	46 56			242 A Western Ill.	60 63
						258 H Wyoming	64 75			242 H Western Ill.	69 80
						266 A Pepperdine	60 64			249 H Ill.-Chicago	46 56
						272 A Seattle	51 59			258 H Wyoming	64 75
						305 A UMKC	58 68			266 A Pepperdine	60 64
						315 A IPFW	49 61			272 A Seattle	51 59
						315 H IPFW	53 50			305 A UMKC	58 68
						323 A North Dakota St.	55 45			315 A IPFW	49 61
						323 H North Dakota St.	64 53			315 H IPFW	53 50
						341 A Air Force	57 48			323 A North Dakota St.	55 45
										323 H North Dakota St.	64 53
										341 A Air Force	57 48

Non-Div I Games:

Denver

Average RPI Win:	212	WON-LOST	WINNING	LAST 10	STRENGTH OF	OPP. STRENGTH	TEAM	ADJ.	CONF.	ADJ CONF.
Average RPI Loss:	119	RECORD	PCT. RANK	GAMES	SCHEDULE	OF SCHEDULE	RPI	RPI	RPI	RPI
DIV. I ONLY	14- 15	180	6- 4	127	121	159	159	14	14	
DIV. I NON-CONF.	3- 7	248	0- 0	170	62	259	259	16	16	
TOTALS	RPI 1-25	RPI 26-50	W-L RECORDS	RPI 51-100	RPI 101-150	RPI 150+				
14- 15	0- 4	0- 1	OVERALL	1- 3	4- 3	9- 4				
7- 8	0- 1	0- 0	HOME	0- 3	2- 1	5- 3				
7- 6	0- 3	0- 1	AWAY	1- 0	2- 2	4- 0				
0- 1	0- 0	0- 0	NEUTRAL	0- 0	0- 0	0- 1				
3- 7	0- 2	0- 1	NON-CONFERENCE	0- 2	0- 1	3- 1				
3- 3	0- 0	0- 0	HOME	0- 2	0- 0	3- 1				
0- 4	0- 2	0- 1	AWAY	0- 0	0- 1	0- 0				
0- 0	0- 0	0- 0	NEUTRAL	0- 0	0- 0	0- 0				
11- 8	0- 2	0- 0	CONFERENCE	1- 1	4- 2	6- 3				
4- 5	0- 1	0- 0	HOME	0- 1	2- 1	2- 2				
7- 2	0- 1	0- 0	AWAY	1- 0	2- 1	4- 0				
0- 1	0- 0	0- 0	NEUTRAL	0- 0	0- 0	0- 1				

RPI S	Opponent	Score	RPI S	Opponent	Score	RPI S	Opponent	Score	RPI S	Opponent	Score	Team's RPI: 159
8	A Maryland	41 97	34	A St. Bonaventure	73 84	78	H Michigan	61 88	130	A Youngstown St.	69 68	
17	A Michigan St.	42 81				86	H Eastern Mich.	68 85	130	H Youngstown St.	70 72	
20	A Green Bay	36 58				100	A Wright St.	95 93	139	A Milwaukee	89 79	
20	H Green Bay	58 74				100	H Wright St.	71 89	139	H Milwaukee	80 76	
									146	A Northern Ky.	60 81	
									146	H Northern Ky.	66 65	
									150	A Western Mich.	66 70	
									209	A Oakland	82 77	
									209	H Oakland	73 79	
									239	A Valparaiso	72 66	
									239	H Valparaiso	85 65	
									239 N	Valparaiso	91 94	
									243	H Cincinnati	77 68	
									249	A Ill.-Chicago	89 80	
									249	H Ill.-Chicago	51 65	
									264	A Cleveland St.	66 60	
									264	H Cleveland St.	82 68	
									291	H Niagara	80 75	
									299	H Bradley	67 75	
									315	H IPFW	64 63	
LAST 12 Division I GAMES:												
239 N	Valparaiso	91 94	239	H	Valparaiso	85 65						
139	H Milwaukee	80 76	249	H	Ill.-Chicago	51 65						
20	H Green Bay	58 74	130	A	Youngstown St.	69 68						
209	A Oakland	82 77	264	A	Cleveland St.	66 60						
100	A Wright St.	95 93	20	A	Green Bay	36 58						
146	A Northern Ky.	60 81	139	A	Milwaukee	89 79						

Non-Div I Games: Salem Int'l 81 50

Detroit

Loss, Non-Conf, S Site, H Home A Away N Neutral

Drake

Through Games Of March 13, 2016

Average RPI Win: 222	WON-LOST	WINNING	LAST 10	STRENGTH OF	OPP. STRENGTH	TEAM	ADJ.	CONF.	ADJ CONF.
Average RPI Loss: 115	RECORD	PCT. RANK	GAMES	SCHEDULE	OF SCHEDULE	RPI	RPI	RPI	RPI
DIV. I ONLY	21- 9	64	7- 3	230	168	110	110	21	21
DIV. I NON-CONF.	6- 4	125	0- 0	111	50	97	97	17	17
TOTALS	RPI 1-25	RPI 26-50	W-L RECORDS	RPI 51-100	RPI 101-150	RPI 150+			
21- 9	0- 1	0- 0	OVERALL	3- 5	3- 1	15- 2			
10- 3	0- 1	0- 0	HOME	2- 1	2- 1	6- 0			
9- 5	0- 0	0- 0	AWAY	1- 3	1- 0	7- 2			
2- 1	0- 0	0- 0	NEUTRAL	0- 1	0- 0	2- 0			
6- 4	0- 1	0- 0	NON-CONFERENCE	1- 2	2- 0	3- 1			
3- 1	0- 1	0- 0	HOME	1- 0	2- 0	0- 0			
2- 3	0- 0	0- 0	AWAY	0- 2	0- 0	2- 1			
1- 0	0- 0	0- 0	NEUTRAL	0- 0	0- 0	1- 0			
15- 5	0- 0	0- 0	CONFERENCE	2- 3	1- 1	12- 1			
7- 2	0- 0	0- 0	HOME	1- 1	0- 1	6- 0			
7- 2	0- 0	0- 0	AWAY	1- 1	1- 0	5- 1			
1- 1	0- 0	0- 0	NEUTRAL	0- 1	0- 0	1- 0			

RPI 1-25				RPI 26-50				RPI 51-100				RPI 101+ Team's RPI: 110			
RPI	S	Opponent	Score	RPI	S	Opponent	Score	RPI	S	Opponent	Score	RPI	S	Opponent	Score
20	H	Green Bay	61 86					58	A	Iowa	76 89	115	H	Creighton	81 72
								62	A	South Dakota	87 92	136	H	Iowa St.	74 70
								79	A	Missouri St.	82 75	140	A	Southern Ill.	71 64
								79	H	Missouri St.	95 72	140	H	Southern Ill.	67 77
								79	N	Missouri St.	61 65	177	A	Loyola Chicago	81 65
								91	A	UNI	74 85	177	H	Loyola Chicago	91 61
								91	H	UNI	73 79	194	N	Tulsa	91 80
								94	H	North Dakota	73 63	198	A	Wisconsin	89 70
												211	A	UNLV	76 68
												229	A	Indiana St.	53 68
												229	H	Indiana St.	80 55
												263	A	Northern Ill.	73 87
												299	A	Bradley	76 64
												299	H	Bradley	78 45
												302	A	Wichita St.	87 56
												302	H	Wichita St.	81 59
												321	A	Illinois St.	98 58
												321	H	Illinois St.	76 41
												330	A	Evansville	86 66
												330	H	Evansville	94 52
												330	N	Evansville	89 53
LAST 12 Division I GAMES:															
				79	N	Missouri St.	61 65	91	A	UNI	74 85				
				330	N	Evansville	89 53	229	A	Indiana St.	53 68				
				140	A	Southern Ill.	71 64	321	A	Illinois St.	98 58				
				330	A	Evansville	86 66	79	H	Missouri St.	95 72				
				299	H	Bradley	78 45	302	H	Wichita St.	81 59				
				177	H	Loyola Chicago	91 61	177	A	Loyola Chicago	81 65				

Non-Div I Games: William Penn 100 61

Drake

■ Loss,
 ■ Non-Conf, S Site,
 ■ Home
 ■ Away
 N Neutral

Average RPI Win:	183	WON-LOST	WINNING	LAST 10	STRENGTH OF	OPP. STRENGTH	TEAM	ADJ.	CONF.	ADJ CONF.
Average RPI Loss:	79	RECORD	PCT. RANK	GAMES	SCHEDULE	OF SCHEDULE	RPI	RPI	RPI	RPI
DIV. I ONLY	19- 13	119	7- 3	65	110	80	80	12	12	
DIV. I NON-CONF.	4- 7	222	0- 0	11	33	116	116	10	10	
TOTALS	RPI 1-25	RPI 26-50	W-L RECORDS	RPI 51-100	RPI 101-150	RPI 150+				
19- 13	0- 2	1- 4	OVERALL	4- 3	0- 1	14- 3				
10- 3	0- 0	1- 1	HOME	3- 1	0- 0	6- 1				
7- 7	0- 2	0- 2	AWAY	1- 1	0- 1	6- 1				
2- 3	0- 0	0- 1	NEUTRAL	0- 1	0- 0	2- 1				
4- 7	0- 2	1- 1	NON-CONFERENCE	1- 2	0- 1	2- 1				
3- 1	0- 0	1- 0	HOME	1- 1	0- 0	1- 0				
1- 4	0- 2	0- 1	AWAY	0- 0	0- 1	1- 0				
0- 2	0- 0	0- 0	NEUTRAL	0- 1	0- 0	0- 1				
15- 6	0- 0	0- 3	CONFERENCE	3- 1	0- 0	12- 2				
7- 2	0- 0	0- 1	HOME	2- 0	0- 0	5- 1				
6- 3	0- 0	0- 1	AWAY	1- 1	0- 0	5- 1				
2- 1	0- 0	0- 1	NEUTRAL	0- 0	0- 0	2- 0				

RPI S	Opponent	Score	RPI S	Opponent	Score	RPI S	Opponent	Score	RPI S	Opponent	Score
12	A Syracuse	62 83	27	A Penn	67 72	55	N Villanova	55 67	118	A Saint Joseph's	46 53
21	A South Fla.	58 73	31	A James Madison	56 67	73	H Vanderbilt	64 74	151	A Northeastern	53 49
			31	H James Madison	55 59	75	A Hofstra	54 61	151	H Northeastern	65 73
			31	N James Madison	46 60	75	H Hofstra	67 64	151	N Northeastern	58 45
			34	H St. Bonaventure	58 46	87	H Quinnipiac	62 49	152	A Delaware	54 53
						92	A Elon	54 47	152	H Delaware	47 43
						92	H Elon	74 31	173	N Montana	50 58
									207	A Hampton	57 36
									217	H Dartmouth	69 53
									219	A William & Mary	67 50
									219	H William & Mary	69 53
									226	A Col. of Charleston	46 49
									226	H Col. of Charleston	66 54
									274	A UNCW	71 57
									274	H UNCW	66 60
									286	A Towson	74 33
									286	H Towson	56 40
									286	N Towson	71 54
LAST 12 Division I GAMES:											
			31	N James Madison	46 60	92	A Elon	54 47			
			151	N Northeastern	58 45	286	H Towson	56 40			
			286	N Towson	71 54	274	H UNCW	66 60			
			286	A Towson	74 33	31	H James Madison	55 59			
			219	H William & Mary	69 53	226	A Col. of Charleston	46 49			
			75	A Hofstra	54 61	274	A UNCW	71 57			

Non-Div I Games:

Drexel

Average RPI Win: 161	WON-LOST	WINNING	LAST 10	STRENGTH OF	OPP. STRENGTH	TEAM	ADJ.	CONF.	ADJ CONF.
Average RPI Loss: 31	RECORD	PCT. RANK	GAMES	SCHEDULE	OF SCHEDULE	RPI	RPI	RPI	RPI
DIV. I ONLY	20- 12	97	4- 6	22	35	47	47	4	4
DIV. I NON-CONF.	11- 3	54	0- 0	51	66	30	30	5	5
TOTALS	RPI 1-25	RPI 26-50	W-L RECORDS	RPI 51-100	RPI 101-150	RPI 150+			
20- 12	0- 9	1- 1	OVERALL	2- 1	9- 1	8- 0			
11- 5	0- 3	0- 1	HOME	2- 1	4- 0	5- 0			
5- 6	0- 5	1- 0	AWAY	0- 0	2- 1	2- 0			
4- 1	0- 1	0- 0	NEUTRAL	0- 0	3- 0	1- 0			
11- 3	0- 3	1- 0	NON-CONFERENCE	2- 0	3- 0	5- 0			
7- 1	0- 1	0- 0	HOME	2- 0	1- 0	4- 0			
1- 2	0- 2	1- 0	AWAY	0- 0	0- 0	0- 0			
3- 0	0- 0	0- 0	NEUTRAL	0- 0	2- 0	1- 0			
9- 9	0- 6	0- 1	CONFERENCE	0- 1	6- 1	3- 0			
4- 4	0- 2	0- 1	HOME	0- 1	3- 0	1- 0			
4- 4	0- 3	0- 0	AWAY	0- 0	2- 1	2- 0			
1- 1	0- 1	0- 0	NEUTRAL	0- 0	1- 0	0- 0			

RPI S	Opponent	Score	RPI S	Opponent	Score	RPI S	Opponent	Score	RPI S	Opponent	Score
1	H Notre Dame	61 68	27	A Penn	57 50	61	H Army West Point	72 61	111	H Virginia	67 52
1	N Notre Dame	54 83	49	H North Carolina St.	62 65	70	H Georgia Tech	59 64	111	N Virginia	57 53
4	A South Carolina	55 66				81	H Minnesota	84 64	121	H Liberty	79 41
12	A Syracuse	50 86							122	H Boston College	71 51
13	A Kentucky	61 71							123	N Idaho	74 68
14	A Louisville	48 65							124	A Virginia Tech	66 62
15	H Florida St.	53 69							131	A Pittsburgh	70 48
19	H Texas A&M	66 72							136	N Iowa St.	86 48
25	A Miami (FL)	53 61							144	A Wake Forest	58 64
									144	H Wake Forest	95 68
									153	A North Carolina	93 57
									153	H North Carolina	71 55
									224	H Massachusetts	70 46
									246	N Texas St.	85 34
									252	A Clemson	72 43
									274	H UNCW	78 56
									300	H Western Caro.	84 47
									328	H Winthrop	78 50
LAST 12 Division I GAMES:											
1	N Notre Dame	54 83	15	H Florida St.	53 69						
111	N Virginia	57 53	25	A Miami (FL)	53 61						
153	A North Carolina	93 57	111	H Virginia	67 52						
70	H Georgia Tech	59 64	1	H Notre Dame	61 68						
124	A Virginia Tech	66 62	131	A Pittsburgh	70 48						
144	A Wake Forest	58 64	153	H North Carolina	71 55						

Non-Div I Games:

Duke

Average RPI Win:	165	WON-LOST	WINNING	LAST 10	STRENGTH OF	OPP. STRENGTH	TEAM	ADJ.	CONF.	ADJ CONF.
Average RPI Loss:	34	RECORD	PCT. RANK	GAMES	SCHEDULE	OF SCHEDULE	RPI	RPI	RPI	RPI
DIV. I ONLY	26- 5	19	7- 3	77	106	18	18	7	7	
DIV. I NON-CONF.	11- 1	16	0- 0	118	244	19	19	8	8	
TOTALS	RPI 1-25	RPI 26-50	W-L RECORDS	RPI 51-100	RPI 101-150	RPI 150+				
26- 5	0- 2	2- 2	OVERALL	6- 1	3- 0	15- 0				
11- 1	0- 1	2- 0	HOME	2- 0	1- 0	6- 0				
12- 3	0- 0	0- 2	AWAY	3- 1	2- 0	7- 0				
3- 1	0- 1	0- 0	NEUTRAL	1- 0	0- 0	2- 0				
11- 1	0- 0	1- 1	NON-CONFERENCE	2- 0	2- 0	6- 0				
4- 0	0- 0	1- 0	HOME	1- 0	0- 0	2- 0				
6- 1	0- 0	0- 1	AWAY	1- 0	2- 0	3- 0				
1- 0	0- 0	0- 0	NEUTRAL	0- 0	0- 0	1- 0				
15- 4	0- 2	1- 1	CONFERENCE	4- 1	1- 0	9- 0				
7- 1	0- 1	1- 0	HOME	1- 0	1- 0	4- 0				
6- 2	0- 0	0- 1	AWAY	2- 1	0- 0	4- 0				
2- 1	0- 1	0- 0	NEUTRAL	1- 0	0- 0	1- 0				

RPI	S	Opponent	Score	RPI	S	Opponent	Score	RPI	S	Opponent	Score	RPI	S	Opponent	Score
23	H	George Washington	52 70	34	A	St. Bonaventure	48 60	51	H	Ohio	64 47	106	A	Buffalo	79 62
23	N	George Washington	60 63	34	H	St. Bonaventure	74 62	54	A	Saint Louis	81 84	118	H	Saint Joseph's	73 59
				36	A	Princeton	66 94	54	N	Saint Louis	56 52	131	A	Pittsburgh	79 65
				42	H	St. John's (NY)	76 57	67	A	Central Mich.	68 49	163	H	Fordham	55 40
								68	A	VCU	71 67	163	N	Fordham	70 65
								83	A	Dayton	76 72	165	A	New Mexico	78 69
								83	H	Dayton	89 58	170	A	George Mason	72 56
												189	A	Davidson	77 62
												195	N	N.C. A&T	81 67
												197	A	Richmond	65 44
												214	A	Rhode Island	79 70
												214	H	Rhode Island	61 56
												224	H	Massachusetts	73 64
												280	H	UMES	95 59
												281	H	La Salle	74 49
												327	H	Howard	86 62
												329	A	Lafayette	73 65
												338	A	Saint Peter's	63 38
LAST 12 Division I GAMES:															
23	N	George Washington	60 63	54	A	Saint Louis	81 84								
54	N	Saint Louis	56 52	118	H	Saint Joseph's	73 59								
163	N	Fordham	70 65	214	H	Rhode Island	61 56								
34	A	St. Bonaventure	48 60	189	A	Davidson	77 62								
281	H	La Salle	74 49	224	H	Massachusetts	73 64								
83	A	Dayton	76 72	68	A	VCU	71 67								

Non-Div I Games: Slippery Rock 79 54

Duquesne

Average RPI Win:	240	WON-LOST	WINNING	LAST 10	STRENGTH OF	OPP. STRENGTH	TEAM	ADJ.	CONF.	ADJ CONF.
Average RPI Loss:	124	RECORD	PCT. RANK	GAMES	SCHEDULE	OF SCHEDULE	RPI	RPI	RPI	RPI
DIV. I ONLY	13- 14	185	5- 5	192	165	164	164	17	17	
DIV. I NON-CONF.	5- 7	198	0- 0	142	111	142	142	15	15	
TOTALS	RPI 1-25	RPI 26-50	W-L RECORDS	RPI 51-100	RPI 101-150	RPI 150+				
13- 14	0- 0	0- 3	OVERALL	0- 2	3- 5	10- 4				
7- 3	0- 0	0- 1	HOME	0- 0	1- 2	6- 0				
6- 10	0- 0	0- 2	AWAY	0- 2	2- 3	4- 3				
0- 1	0- 0	0- 0	NEUTRAL	0- 0	0- 0	0- 1				
5- 7	0- 0	0- 1	NON-CONFERENCE	0- 2	2- 2	3- 2				
3- 0	0- 0	0- 0	HOME	0- 0	1- 0	2- 0				
2- 7	0- 0	0- 1	AWAY	0- 2	1- 2	1- 2				
0- 0	0- 0	0- 0	NEUTRAL	0- 0	0- 0	0- 0				
8- 7	0- 0	0- 2	CONFERENCE	0- 0	1- 3	7- 2				
4- 3	0- 0	0- 1	HOME	0- 0	0- 2	4- 0				
4- 3	0- 0	0- 1	AWAY	0- 0	1- 1	3- 1				
0- 1	0- 0	0- 0	NEUTRAL	0- 0	0- 0	0- 1				

RPI 1-25			RPI 26-50			RPI 51-100			RPI 101+			Team's RPI: 164
RPI	S	Opponent	Score	RPI	S	Opponent	Score	RPI	S	Opponent	Score	Score
28	A	Tennessee	49 85	73	A	Vanderbilt	39 65	103	A	Iona	50 56	
40	A	Chattanooga	42 66	92	A	Elon	38 50	112	A	Samford	47 55	
40	H	Chattanooga	57 65					112	H	Samford	51 56	
								114	A	Mercer	55 53	
								114	H	Mercer	45 61	
								120	H	UNC Asheville	74 68	
								129	A	Old Dominion	56 52	
								144	A	Wake Forest	52 69	
								178	A	Eastern Ky.	41 64	
								189	A	Davidson	65 58	
								218	A	Furman	77 81	
								218	H	Furman	68 64	
								218	N	Furman	68 71	
								253	H	Campbell	70 55	
								259	A	Appalachian St.	52 70	
								269	H	Austin Peay	80 76	
								300	A	Western Caro.	45 43	
								300	H	Western Caro.	74 62	
								306	A	Wofford	70 54	
								306	H	Wofford	70 69	
								311	A	UNCG	80 77	
								311	H	UNCG	89 73	
LAST 12 Division I GAMES:												
218	N	Furman	68 71	218	H	Furman	68 64					
40	A	Chattanooga	42 66	306	H	Wofford	70 69					
112	H	Samford	51 56	40	H	Chattanooga	57 65					
114	H	Mercer	45 61	114	A	Mercer	55 53					
311	A	UNCG	80 77	112	A	Samford	47 55					
300	A	Western Caro.	45 43	300	H	Western Caro.	74 62					

Non-Div I Games: Armstrong St. 62 52 Lees-McRae 73 46 Brevard 69 46

ETSU

Loss, Non-Conf, S Site, H Home A Away N Neutral

East Carolina

Through Games Of March 13, 2016

Average RPI Win:	236	WON-LOST	WINNING	LAST 10	STRENGTH OF	OPP. STRENGTH	TEAM	ADJ.	CONF.	ADJ CONF.
Average RPI Loss:	76	RECORD	PCT. RANK	GAMES	SCHEDULE	OF SCHEDULE	RPI	RPI	RPI	RPI
DIV. I ONLY	13- 19	229	4- 6	76	89	148	148	9	9	
DIV. I NON-CONF.	6- 6	160	0- 0	36	170	106	106	7	7	
TOTALS	RPI 1-25	RPI 26-50	W-L RECORDS	RPI 51-100	RPI 101-150	RPI 150+				
13- 19	0- 6	0- 1	OVERALL	0- 5	0- 4	13- 3				
5- 6	0- 2	0- 0	HOME	0- 2	0- 1	5- 1				
5- 7	0- 2	0- 0	AWAY	0- 2	0- 1	5- 2				
3- 6	0- 2	0- 1	NEUTRAL	0- 1	0- 2	3- 0				
6- 6	0- 1	0- 1	NON-CONFERENCE	0- 2	0- 2	6- 0				
2- 0	0- 0	0- 0	HOME	0- 0	0- 0	2- 0				
2- 1	0- 0	0- 0	AWAY	0- 1	0- 0	2- 0				
2- 5	0- 1	0- 1	NEUTRAL	0- 1	0- 2	2- 0				
7- 13	0- 5	0- 0	CONFERENCE	0- 3	0- 2	7- 3				
3- 6	0- 2	0- 0	HOME	0- 2	0- 1	3- 1				
3- 6	0- 2	0- 0	AWAY	0- 1	0- 1	3- 2				
1- 1	0- 1	0- 0	NEUTRAL	0- 0	0- 0	1- 0				

RPI S Opponent	Score	RPI S Opponent	Score	RPI S Opponent	Score	RPI S Opponent	Score	Team's RPI: 148
3 A UConn	46 92	40 N Chattanooga	61 72	51 N Ohio	61 64	104 N Northwestern	75 78	
3 H UConn	41 84			57 A Auburn	69 83	113 A Memphis	83 93	
3 N UConn	51 92			69 H Temple	63 83	113 H Memphis	78 79	
4 N South Carolina	57 88			74 A Tulane	73 78	115 N Creighton	66 91	
21 A South Fla.	54 75			74 H Tulane	51 66	152 A Delaware	68 58	
21 H South Fla.	59 61					171 N Eastern Wash.	80 62	
						180 N UTRGV	70 59	
						186 H Presbyterian	84 57	
						194 A Tulsa	79 81	
						194 H Tulsa	54 55	
						196 A SMU	67 74	
						196 H SMU	78 61	
						243 A Cincinnati	77 55	
						243 H Cincinnati	63 60	
						243 N Cincinnati	70 61	
						275 A UCF	71 56	
						285 A Houston	68 59	
						285 H Houston	76 70	
						297 H Alcorn	87 58	
						312 A A&M-Corpus Christi	82 46	
LAST 12 Division I GAMES:								
3 N UConn	51 92	285 A Houston	68 59					
243 N Cincinnati	70 61	113 H Memphis	78 79					
196 H SMU	78 61	196 A SMU	67 74					
113 A Memphis	83 93	3 A UConn	46 92					
243 A Cincinnati	77 55	194 H Tulsa	54 55					
3 H UConn	41 84	69 H Temple	63 83					

Non-Div I Games:

East Carolina

Loss, Non-Conf, S Site, H Home A Away N Neutral

Average RPI Win: 211		WON-LOST	WINNING	LAST 10	STRENGTH OF	OPP. STRENGTH	TEAM	ADJ.	CONF.	ADJ CONF.
Average RPI Loss: 203		RECORD	PCT. RANK	GAMES	SCHEDULE	OF SCHEDULE	RPI	RPI	RPI	RPI
DIV. I ONLY		3- 25	340	2- 8	246	282	340	340	24	24
DIV. I NON-CONF.		1- 11	336	0- 0	191	313	328	328	24	24
TOTALS	RPI 1-25		RPI 26-50		W-L RECORDS		RPI 51-100		RPI 101-150	RPI 150+
3- 25	0- 0		0- 0		OVERALL		0- 2		1- 6	2- 17
3- 10	0- 0		0- 0		HOME		0- 0		1- 3	2- 7
0- 15	0- 0		0- 0		AWAY		0- 2		0- 3	0- 10
0- 0	0- 0		0- 0		NEUTRAL		0- 0		0- 0	0- 0
1- 11	0- 0		0- 0		NON-CONFERENCE		0- 1		1- 2	0- 8
1- 4	0- 0		0- 0		HOME		0- 0		1- 1	0- 3
0- 7	0- 0		0- 0		AWAY		0- 1		0- 1	0- 5
0- 0	0- 0		0- 0		NEUTRAL		0- 0		0- 0	0- 0
2- 14	0- 0		0- 0		CONFERENCE		0- 1		0- 4	2- 9
2- 6	0- 0		0- 0		HOME		0- 0		0- 2	2- 4
0- 8	0- 0		0- 0		AWAY		0- 1		0- 2	0- 5
0- 0	0- 0		0- 0		NEUTRAL		0- 0		0- 0	0- 0

[illegible]

Non-Div I Games:

Eastern Ill.

Loss, Non-Conf, S Site, H Home A Away N Neutral

Eastern Ky.

Through Games Of March 13, 2016

Average RPI Win:	261	WON-LOST	WINNING	LAST 10	STRENGTH OF	OPP. STRENGTH	TEAM	ADJ.	CONF.	ADJ CONF.
Average RPI Loss:	141	RECORD	PCT. RANK	GAMES	SCHEDULE	OF SCHEDULE	RPI	RPI	RPI	RPI
DIV. I ONLY	16- 12	135	7- 3	271	251	178	178	24	24	
DIV. I NON-CONF.	4- 5	193	0- 0	147	165	166	166	24	24	
TOTALS	RPI 1-25	RPI 26-50	W-L RECORDS	RPI 51-100	RPI 101-150	RPI 150+				
16- 12	0- 0	0- 2	OVERALL	0- 5	1- 1	15- 4				
7- 4	0- 0	0- 0	HOME	0- 2	1- 0	6- 2				
6- 6	0- 0	0- 1	AWAY	0- 2	0- 1	6- 2				
3- 2	0- 0	0- 1	NEUTRAL	0- 1	0- 0	3- 0				
4- 5	0- 0	0- 2	NON-CONFERENCE	0- 2	0- 0	4- 1				
2- 1	0- 0	0- 0	HOME	0- 1	0- 0	2- 0				
1- 3	0- 0	0- 1	AWAY	0- 1	0- 0	1- 1				
1- 1	0- 0	0- 1	NEUTRAL	0- 0	0- 0	1- 0				
12- 7	0- 0	0- 0	CONFERENCE	0- 3	1- 1	11- 3				
5- 3	0- 0	0- 0	HOME	0- 1	1- 0	4- 2				
5- 3	0- 0	0- 0	AWAY	0- 1	0- 1	5- 1				
2- 1	0- 0	0- 0	NEUTRAL	0- 1	0- 0	2- 0				

RPI 1-25				RPI 26-50				RPI 51-100				RPI 101+ Team's RPI: 178			
RPI	S	Opponent	Score	RPI	S	Opponent	Score	RPI	S	Opponent	Score	RPI	S	Opponent	Score
				38	A	Western Ky.	60 76	77	A	Belmont	61 72	108	H	UT Martin	70 61
				49	N	North Carolina St.	62 73	77	H	Belmont	51 65	149	A	SIUE	74 89
								77	N	Belmont	63 95	164	H	ETSU	64 41
								79	A	Missouri St.	63 87	197	A	Richmond	62 81
								100	H	Wright St.	69 71	233	H	Southeast Mo. St.	56 55
												256	A	Tennessee St.	70 66
												256	H	Tennessee St.	78 67
												260	H	Murray St.	72 60
												260	N	Murray St.	63 52
												262	N	Saint Francis (PA)	88 82
												269	A	Austin Peay	66 94
												269	N	Austin Peay	82 68
												279	A	Tennessee Tech	71 67
												279	H	Tennessee Tech	72 77
												283	A	Miami (OH)	77 72
												298	A	Jacksonville St.	76 50
												298	H	Jacksonville St.	54 56
												300	H	Western Caro.	91 62
												307	A	Morehead St.	89 77
												307	H	Morehead St.	100 93
												340	A	Eastern Ill.	75 56
LAST 12 Division I GAMES:															
				77	N	Belmont	63 95	298	A	Jacksonville St.	76 50				
				260	N	Murray St.	63 52	256	H	Tennessee St.	78 67				
				269	N	Austin Peay	82 68	77	A	Belmont	61 72				
				279	A	Tennessee Tech	71 67	256	A	Tennessee St.	70 66				
				77	H	Belmont	51 65	307	H	Morehead St.	100 93				
				307	A	Morehead St.	89 77	298	H	Jacksonville St.	54 56				

Non-Div I Games: Cincinnati Christian 112 34 Davis & Elkins 73 58

Eastern Ky.

Loss, Non-Conf, S Site, H Home A Away N Neutral

Average RPI Win:	184	WON-LOST	WINNING	LAST 10	STRENGTH OF	OPP. STRENGTH	TEAM	ADJ.	CONF.	ADJ CONF.
Average RPI Loss:	89	RECORD	PCT. RANK	GAMES	SCHEDULE	OF SCHEDULE	RPI	RPI	RPI	RPI
DIV. I ONLY	19- 11	88	7- 3	88	122	86	86	11	11	
DIV. I NON-CONF.	7- 2	57	0- 0	112	132	45	45	13	13	
TOTALS	RPI 1-25	RPI 26-50	W-L RECORDS	RPI 51-100	RPI 101-150	RPI 150+				
19- 11	0- 1	0- 0	OVERALL	3- 7	7- 2	9- 1				
9- 4	0- 0	0- 0	HOME	1- 3	4- 1	4- 0				
9- 5	0- 1	0- 0	AWAY	1- 2	3- 1	5- 1				
1- 2	0- 0	0- 0	NEUTRAL	1- 2	0- 0	0- 0				
7- 2	0- 1	0- 0	NON-CONFERENCE	2- 1	1- 0	4- 0				
3- 0	0- 0	0- 0	HOME	1- 0	1- 0	1- 0				
4- 1	0- 1	0- 0	AWAY	1- 0	0- 0	3- 0				
0- 1	0- 0	0- 0	NEUTRAL	0- 1	0- 0	0- 0				
12- 9	0- 0	0- 0	CONFERENCE	1- 6	6- 2	5- 1				
6- 4	0- 0	0- 0	HOME	0- 3	3- 1	3- 0				
5- 4	0- 0	0- 0	AWAY	0- 2	3- 1	2- 1				
1- 1	0- 0	0- 0	NEUTRAL	1- 1	0- 0	0- 0				

RPI 1-25				RPI 26-50				RPI 51-100 Team's RPI: 86				RPI 101+			
RPI	S	Opponent	Score	RPI	S	Opponent	Score	RPI	S	Opponent	Score	RPI	S	Opponent	Score
13	A	Kentucky	67 89					51	H	Ohio	64 71	106	A	Buffalo	70 55
								64	A	Ball St.	54 76	106	H	Buffalo	67 56
								64	H	Ball St.	63 67	117	A	Toledo	58 46
								64	N	Ball St.	67 53	117	H	Toledo	59 41
								67	A	Central Mich.	70 78	126	A	Akron	72 75
								67	H	Central Mich.	65 66	126	H	Akron	65 68
								67	N	Central Mich.	71 86	143	H	Oral Roberts	77 69
								76	N	Abilene Christian	59 83	150	A	Western Mich.	63 52
								78	H	Michigan	64 63	150	H	Western Mich.	70 66
								97	A	Harvard	85 81	159	A	Detroit	85 68
												180	H	UTRGV	78 56
												245	A	Monmouth	78 68
												255	A	Bowling Green	63 67
												263	A	Northern Ill.	87 80
												263	H	Northern Ill.	84 60
												283	A	Miami (OH)	70 46
												318	H	Kent St.	72 51
												318	H	Kent St.	73 60
												341	A	Air Force	72 59
LAST 12 Division I GAMES:															
				67	N	Central Mich.	71 86					117	A	Toledo	58 46
				64	N	Ball St.	67 53					263	H	Northern Ill.	84 60
				318	H	Kent St.	73 60					106	A	Buffalo	70 55
				67	A	Central Mich.	70 78					283	A	Miami (OH)	70 46
				150	A	Western Mich.	63 52					150	H	Western Mich.	70 66
				64	H	Ball St.	63 67					67	H	Central Mich.	65 66

Non-Div I Games: Madonna 104 45 Hillsdale 94 77

Eastern Mich.

Average RPI Win:	236	WON-LOST	WINNING	LAST 10	STRENGTH OF	OPP. STRENGTH	TEAM	ADJ.	CONF.	ADJ CONF.
Average RPI Loss:	148	RECORD	PCT. RANK	GAMES	SCHEDULE	OF SCHEDULE	RPI	RPI	RPI	RPI
DIV. I ONLY	19- 12	104	5- 5	297	194	171	171	19	19	
DIV. I NON-CONF.	5- 6	180	0- 0	302	228	263	263	23	23	
TOTALS	RPI 1-25	RPI 26-50	W-L RECORDS	RPI 51-100	RPI 101-150	RPI 150+				
19- 12	0- 0	0- 0	OVERALL	1- 2	2- 5	16- 5				
11- 3	0- 0	0- 0	HOME	1- 1	1- 0	9- 2				
7- 5	0- 0	0- 0	AWAY	0- 1	1- 0	6- 0				
1- 4	0- 0	0- 0	NEUTRAL	0- 0	0- 4	1- 0				
5- 6	0- 0	0- 0	NON-CONFERENCE	0- 1	0- 4	5- 1				
3- 2	0- 0	0- 0	HOME	0- 1	0- 0	3- 1				
2- 1	0- 0	0- 0	AWAY	0- 0	0- 1	2- 0				
0- 3	0- 0	0- 0	NEUTRAL	0- 0	0- 3	0- 0				
14- 6	0- 0	0- 0	CONFERENCE	1- 1	2- 1	11- 4				
8- 1	0- 0	0- 0	HOME	1- 0	1- 0	6- 1				
5- 4	0- 0	0- 0	AWAY	0- 1	1- 0	4- 3				
1- 1	0- 0	0- 0	NEUTRAL	0- 0	0- 1	1- 0				

RPI S	Opponent	Score	RPI S	Opponent	Score	RPI S	Opponent	Score	RPI S	Opponent	Score	Team's RPI: 171
						76	H Abilene Christian	60 72	104	N Northwestern	70 74	
						94	A North Dakota	69 72	115	N Creighton	60 66	
						94	H North Dakota	60 57	116	A Gonzaga	56 78	
									123	A Idaho	74 66	
									123	H Idaho	84 70	
									123	N Idaho	71 86	
									148	N East Carolina	62 80	
									154	H Boise St.	79 84	
									162	H Montana St.	81 69	
									167	A Idaho St.	62 71	
									172	A Sacramento St.	100 83	
									172	H Sacramento St.	91 94	
									172	N Sacramento St.	100 97	
									173	H Montana	67 65	
									185	A Northern Colo.	66 57	
									185	H Northern Colo.	59 55	
									192	A Weber St.	74 80	
									204	H Utah Valley	68 64	
									301	H CSUN	70 59	
									302	A Wichita St.	67 62	
									309	A Northern Ariz.	81 71	
									309	H Northern Ariz.	72 65	
									320	A Portland St.	79 81	
									320	H Portland St.	70 57	
									333	A Southern Utah	85 82	
									333	H Southern Utah	64 53	
LAST 12 Division I GAMES:												
			123	N Idaho	71 86		172	H Sacramento St.	91 94			
			172	N Sacramento St.	100 97		185	A Northern Colo.	66 57			
			192	A Weber St.	74 80		94	A North Dakota	69 72			
			167	A Idaho St.	62 71		333	H Southern Utah	64 53			
			123	H Idaho	84 70		309	H Northern Ariz.	72 65			
			320	H Portland St.	70 57		172	A Sacramento St.	100 83			

Non-Div I Games: Eastern Ore. 64 40

Eastern Wash.

■ Loss,
■ Non-Conf,
■ S Site,
■ Home
■ A Away
N Neutral

RPI	S	Opponent	Score
339	A	Cal St. Fullerton	68 57
341	H	Air Force	65 44

Eastern Wash.

Average RPI Win: 194	WON-LOST	WINNING	LAST 10	STRENGTH OF	OPP. STRENGTH	TEAM	ADJ.	CONF.	ADJ CONF.
Average RPI Loss: 106	RECORD	PCT. RANK	GAMES	SCHEDULE	OF SCHEDULE	RPI	RPI	RPI	RPI
DIV. I ONLY	17- 12	123	6- 4	104	120	92	92	12	12
DIV. I NON-CONF.	6- 4	125	0- 0	58	85	50	50	10	10
TOTALS	RPI 1-25	RPI 26-50	W-L RECORDS	RPI 51-100	RPI 101-150	RPI 150+			
17- 12	0- 2	1- 2	OVERALL	2- 3	0- 1	14- 4			
9- 3	0- 0	0- 1	HOME	2- 1	0- 0	7- 1			
8- 8	0- 2	1- 1	AWAY	0- 2	0- 1	7- 2			
0- 1	0- 0	0- 0	NEUTRAL	0- 0	0- 0	0- 1			
6- 4	0- 2	1- 0	NON-CONFERENCE	1- 0	0- 1	4- 1			
3- 0	0- 0	0- 0	HOME	1- 0	0- 0	2- 0			
3- 4	0- 2	1- 0	AWAY	0- 0	0- 1	2- 1			
0- 0	0- 0	0- 0	NEUTRAL	0- 0	0- 0	0- 0			
11- 8	0- 0	0- 2	CONFERENCE	1- 3	0- 0	10- 3			
6- 3	0- 0	0- 1	HOME	1- 1	0- 0	5- 1			
5- 4	0- 0	0- 1	AWAY	0- 2	0- 0	5- 1			
0- 1	0- 0	0- 0	NEUTRAL	0- 0	0- 0	0- 1			

RPI 1-25				RPI 26-50				RPI 51-100				Team's RPI: 92	RPI 101+			
RPI	S	Opponent	Score	RPI	S	Opponent	Score	RPI	S	Opponent	Score	RPI	S	Opponent	Score	
4	A	South Carolina	63 78	31	A	James Madison	72 73	75	A	Hofstra	49 59	121	A	Liberty	63 72	
22	A	West Virginia	57 67	31	H	James Madison	76 81	75	H	Hofstra	61 60	151	A	Northeastern	56 54	
				49	A	North Carolina St.	69 66	80	A	Drexel	31 74	151	H	Northeastern	61 67	
								80	H	Drexel	47 54	152	A	Delaware	66 64	
								89	H	Charlotte	90 83	152	H	Delaware	62 45	
												152	N	Delaware	50 57	
												164	H	ETSU	50 38	
												218	A	Furman	65 55	
												219	A	William & Mary	74 64	
												219	H	William & Mary	73 51	
												226	A	Col. of Charleston	54 38	
												226	H	Col. of Charleston	52 41	
												236	A	Navy	70 73	
												251	H	High Point	80 69	
												273	A	American	62 54	
												274	A	UNCW	67 60	
												274	H	UNCW	70 53	
												286	A	Towson	78 85	
												286	H	Towson	80 58	
LAST 12 Division I GAMES:																
				152	N	Delaware	50 57	151	H	Northeastern	61 67					
				219	A	William & Mary	74 64	286	H	Towson	80 58					
				31	A	James Madison	72 73	152	A	Delaware	66 64					
				152	H	Delaware	62 45	219	H	William & Mary	73 51					
				80	H	Drexel	47 54	75	A	Hofstra	49 59					
				226	A	Col. of Charleston	54 38	151	A	Northeastern	56 54					

Non-Div I Games: Lenoir-Rhyne 67 29

Elon

Average RPI Win:	295	WON-LOST	WINNING	LAST 10	STRENGTH OF	OPP. STRENGTH	TEAM	ADJ.	CONF.	ADJ CONF.
Average RPI Loss:	175	RECORD	PCT. RANK	GAMES	SCHEDULE	OF SCHEDULE	RPI	RPI	RPI	RPI
DIV. I ONLY	3- 28	345	1- 9	196	255	330	330	21	21	
DIV. I NON-CONF.	1- 10	330	0- 0	122	298	286	286	17	17	
TOTALS	RPI 1-25	RPI 26-50	W-L RECORDS	RPI 51-100	RPI 101-150	RPI 150+				
3- 28	0- 0	0- 0	OVERALL	0- 7	0- 7	3- 14				
1- 12	0- 0	0- 0	HOME	0- 3	0- 4	1- 5				
1- 13	0- 0	0- 0	AWAY	0- 3	0- 2	1- 8				
1- 3	0- 0	0- 0	NEUTRAL	0- 1	0- 1	1- 1				
1- 10	0- 0	0- 0	NON-CONFERENCE	0- 3	0- 2	1- 5				
0- 4	0- 0	0- 0	HOME	0- 1	0- 2	0- 1				
1- 4	0- 0	0- 0	AWAY	0- 1	0- 0	1- 3				
0- 2	0- 0	0- 0	NEUTRAL	0- 1	0- 0	0- 1				
2- 18	0- 0	0- 0	CONFERENCE	0- 4	0- 5	2- 9				
1- 8	0- 0	0- 0	HOME	0- 2	0- 2	1- 4				
0- 9	0- 0	0- 0	AWAY	0- 2	0- 2	0- 5				
1- 1	0- 0	0- 0	NEUTRAL	0- 0	0- 1	1- 0				

RPI S	Opponent	Score	RPI S	Opponent	Score	RPI S	Opponent	Score	RPI S	Opponent	Score	Team's RPI: 330
						63 N	Santa Clara	44 62	108 H	UT Martin	48 75	
						64 H	Ball St.	53 73	110 A	Drake	52 94	
						79 A	Missouri St.	70 77	110 H	Drake	66 86	
						79 H	Missouri St.	47 66	110 N	Drake	53 89	
						91 A	UNI	51 62	132 H	IUPUI	62 68	
						91 H	UNI	48 61	140 A	Southern Ill.	56 74	
						95 A	Nebraska	40 85	140 H	Southern Ill.	63 66	
									162 N	Montana St.	55 81	
									168 A	Xavier	57 65	
									177 A	Loyola Chicago	54 67	
									177 H	Loyola Chicago	49 63	
									229 A	Indiana St.	45 57	
									229 H	Indiana St.	44 59	
									255 A	Bowling Green	56 74	
									260 H	Murray St.	54 73	
									264 A	Cleveland St.	72 63	
									283 A	Miami (OH)	85 91	
									299 A	Bradley	52 66	
									299 H	Bradley	62 46	
									302 A	Wichita St.	50 58	
									302 H	Wichita St.	31 44	
									321 A	Illinois St.	59 65	
									321 H	Illinois St.	57 64	
									321 N	Illinois St.	61 59	
LAST 12 Division I GAMES:												
			110 N	Drake	53 89	79 H	Missouri St.	47 66				
			321 N	Illinois St.	61 59	302 H	Wichita St.	31 44				
			91 H	UNI	48 61	140 H	Southern Ill.	63 66				
			110 H	Drake	66 86	177 A	Loyola Chicago	54 67				
			321 A	Illinois St.	59 65	299 A	Bradley	52 66				
			229 A	Indiana St.	45 57	229 H	Indiana St.	44 59				

Non-Div I Games:

Evansville

■ Loss,
■ Non-Conf,
■ S Site,
■ H Home
■ A Away
N Neutral

Average RPI Win:	216	WON-LOST	WINNING	LAST 10	STRENGTH OF	OPP. STRENGTH	TEAM	ADJ.	CONF.	ADJ CONF.
Average RPI Loss:	87	RECORD	PCT. RANK	GAMES	SCHEDULE	OF SCHEDULE	RPI	RPI	RPI	RPI
DIV. I ONLY	27- 5	17	9- 1	185	228	71	71	29	29	
DIV. I NON-CONF.	11- 4	76	0- 0	59	78	53	53	28	28	
TOTALS	RPI 1-25	RPI 26-50	W-L RECORDS	RPI 51-100	RPI 101-150	RPI 150+				
27- 5	1- 1	0- 1	OVERALL	3- 1	5- 1	18- 1				
13- 3	0- 0	0- 1	HOME	3- 0	1- 1	9- 1				
12- 0	1- 0	0- 0	AWAY	0- 0	2- 0	9- 0				
2- 2	0- 1	0- 0	NEUTRAL	0- 1	2- 0	0- 0				
11- 4	1- 1	0- 1	NON-CONFERENCE	3- 1	3- 0	4- 1				
4- 2	0- 0	0- 1	HOME	3- 0	0- 0	1- 1				
5- 0	1- 0	0- 0	AWAY	0- 0	1- 0	3- 0				
2- 2	0- 1	0- 0	NEUTRAL	0- 1	2- 0	0- 0				
16- 1	0- 0	0- 0	CONFERENCE	0- 0	2- 1	14- 0				
9- 1	0- 0	0- 0	HOME	0- 0	1- 1	8- 0				
7- 0	0- 0	0- 0	AWAY	0- 0	1- 0	6- 0				
0- 0	0- 0	0- 0	NEUTRAL	0- 0	0- 0	0- 0				

RPI 1-25				RPI 26-50				RPI 51-100 Team's RPI: 71				RPI 101+			
RPI	S	Opponent	Score	RPI	S	Opponent	Score	RPI	S	Opponent	Score	RPI	S	Opponent	Score
23	A	George Washington	64 60	43	H	Arkansas St.	48 62	51	N	Ohio	57 69	126	A	Akron	82 64
24	N	Mississippi St.	60 65					57	H	Auburn	52 45	127	N	Arizona	57 55
								87	H	Quinnipiac	71 70	134	A	Jacksonville	59 55
								97	H	Harvard	74 65	134	H	Jacksonville	54 56
												134	H	Jacksonville	58 39
												150	N	Western Mich.	60 42
												181	H	Fla. Atlantic	55 62
												190	A	Stetson	60 47
												190	H	Stetson	61 48
												190	H	Stetson	61 46
												195	A	N.C. A&T	60 36
												213	A	USC Upstate	56 44
												213	H	USC Upstate	54 43
												221	H	Hartford	64 44
												265	A	Providence	50 41
												290	A	Kennesaw St.	78 47
												290	H	Kennesaw St.	63 41
												304	A	FIU	81 53
												326	A	North Florida	65 38
												326	H	North Florida	75 50
												334	A	Lipscomb	71 39
												334	H	Lipscomb	91 52
												342	A	NJIT	53 32
												342	H	NJIT	60 31
												342	H	NJIT	70 37
LAST 12 Division I GAMES:															
				134	H	Jacksonville	54 56	213	A	USC Upstate	56 44				
				190	H	Stetson	61 46	342	A	NJIT	53 32				
				342	H	NJIT	60 31	134	A	Jacksonville	59 55				
				190	A	Stetson	60 47	326	H	North Florida	75 50				
				334	H	Lipscomb	91 52	134	H	Jacksonville	58 39				
				290	H	Kennesaw St.	63 41	326	A	North Florida	65 38				

Non-Div I Games: St. Thomas (FL) 86 33

FGCU

■ Loss,
 ■ Non-Conf,
 ■ S Site,
 ■ Home
 ■ Away
 N Neutral

Average RPI Win:	260	WON-LOST	WINNING	LAST 10	STRENGTH OF	OPP. STRENGTH	TEAM	ADJ.	CONF.	ADJ CONF.
Average RPI Loss:	149	RECORD	PCT. RANK	GAMES	SCHEDULE	OF SCHEDULE	RPI	RPI	RPI	RPI
DIV. I ONLY	5- 26	324	2- 8	167	142	304	304	13	13	
DIV. I NON-CONF.	2- 9	296	0- 0	258	230	329	329	11	11	
TOTALS	RPI 1-25	RPI 26-50	W-L RECORDS	RPI 51-100	RPI 101-150	RPI 150+				
5- 26	0- 1	0- 3	OVERALL	0- 5	0- 5	5- 12				
3- 13	0- 0	0- 2	HOME	0- 3	0- 2	3- 6				
1- 12	0- 0	0- 0	AWAY	0- 1	0- 1	1- 1				
1- 1	0- 0	0- 0	NEUTRAL	0- 0	0- 1	1- 0				
2- 9	0- 1	0- 0	NON-CONFERENCE	0- 2	0- 2	2- 4				
2- 5	0- 0	0- 0	HOME	0- 2	0- 1	2- 2				
0- 4	0- 1	0- 0	AWAY	0- 0	0- 1	0- 2				
0- 0	0- 0	0- 0	NEUTRAL	0- 0	0- 0	0- 0				
3- 17	0- 0	0- 3	CONFERENCE	0- 3	0- 3	3- 8				
1- 8	0- 0	0- 2	HOME	0- 1	0- 1	1- 4				
1- 8	0- 0	0- 1	AWAY	0- 2	0- 1	1- 4				
1- 1	0- 0	0- 0	NEUTRAL	0- 0	0- 1	1- 0				

RPI 1-25				RPI 26-50				RPI 51-100				RPI 101+				Team's RPI: 304	
RPI	S	Opponent	Score	RPI	S	Opponent	Score	RPI	S	Opponent	Score	RPI	S	Opponent	Score		
25	A	Miami (FL)	55 83	37	A	UTEP	52 70	59	A	Middle Tenn.	55 77	128	H	Marshall	58 65		
				37	H	UTEP	57 69	59	H	Middle Tenn.	62 85	128	N	Marshall	44 76		
				38	H	Western Ky.	69 71	71	H	FGCU	53 81	129	A	Old Dominion	49 84		
								89	A	Charlotte	74 87	134	A	Jacksonville	44 80		
								99	H	Marquette	83 95	144	H	Wake Forest	53 57		
												155	A	UAB	42 71		
												155	H	UAB	72 61		
												181	A	Fla. Atlantic	82 87		
												181	H	Fla. Atlantic	52 63		
												188	A	Southern Miss.	55 82		
												208	A	Louisiana Tech	63 82		
												214	H	Rhode Island	50 68		
												225	H	Rice	62 68		
												240	H	North Texas	40 58		
												264	A	Cleveland St.	57 64		
												268	A	UTSA	59 54		
												268	H	UTSA	52 63		
												268	N	UTSA	61 56		
												275	A	UCF	72 89		
												289	H	Florida A&M	81 65		
												302	H	Wichita St.	62 76		
												319	H	UMass Lowell	71 68		
LAST 12 Division I GAMES:																	
				128	N	Marshall	44 76	240	H	North Texas	40 58						
				268	N	UTSA	61 56	268	A	UTSA	59 54						
				59	A	Middle Tenn.	55 77	37	A	UTEP	52 70						
				155	A	UAB	42 71	59	H	Middle Tenn.	62 85						
				181	H	Fla. Atlantic	52 63	155	H	UAB	72 61						
				225	H	Rice	62 68	129	A	Old Dominion	49 84						

Non-Div I Games:

FIU

■ Loss,
 ■ Non-Conf,
 ■ S Site,
 ■ H Home
 ■ A Away
 N Neutral

Fairfield

Through Games Of March 13, 2016

Average RPI Win:	247	WON-LOST	WINNING	LAST 10	STRENGTH OF	OPP. STRENGTH	TEAM	ADJ.	CONF.	ADJ CONF.
Average RPI Loss:	154	RECORD	PCT. RANK	GAMES	SCHEDULE	OF SCHEDULE	RPI	RPI	RPI	RPI
DIV. I ONLY	16- 14	154	6- 4	234	244	199	199	23	23	
DIV. I NON-CONF.	5- 4	138	0- 0	103	199	147	147	22	22	
TOTALS	RPI 1-25	RPI 26-50	W-L RECORDS	RPI 51-100	RPI 101-150	RPI 150+				
16- 14	0- 0	0- 2	OVERALL	1- 3	0- 2	15- 7				
10- 6	0- 0	0- 1	HOME	1- 2	0- 1	9- 2				
6- 7	0- 0	0- 1	AWAY	0- 1	0- 1	6- 4				
0- 1	0- 0	0- 0	NEUTRAL	0- 0	0- 0	0- 1				
5- 4	0- 0	0- 2	NON-CONFERENCE	1- 1	0- 0	4- 1				
4- 2	0- 0	0- 1	HOME	1- 1	0- 0	3- 0				
1- 2	0- 0	0- 1	AWAY	0- 0	0- 0	1- 1				
0- 0	0- 0	0- 0	NEUTRAL	0- 0	0- 0	0- 0				
11- 10	0- 0	0- 0	CONFERENCE	0- 2	0- 2	11- 6				
6- 4	0- 0	0- 0	HOME	0- 1	0- 1	6- 2				
5- 5	0- 0	0- 0	AWAY	0- 1	0- 1	5- 3				
0- 1	0- 0	0- 0	NEUTRAL	0- 0	0- 0	0- 1				

RPI 1-25			RPI 26-50			RPI 51-100			RPI 101+			Team's RPI: 199			
RPI	S	Opponent	Score	RPI	S	Opponent	Score	RPI	S	Opponent	Score				
				42	A	St. John's (NY)	54 73	75	H	Hofstra	53 67	103	A	Iona	53 69
				44	H	Albany (NY)	50 62	87	A	Quinnipiac	58 83	103	H	Iona	46 56
								87	H	Quinnipiac	55 64	161	A	Marist	63 64
								97	H	Harvard	67 50	161	H	Marist	57 72
												169	A	Cornell	35 59
												201	H	Sacred Heart	61 50
												203	A	Loyola Maryland	71 45
												227	A	Canisius	51 50
												227	H	Canisius	52 48
												230	A	Siena	71 51
												230	H	Siena	67 55
												245	A	Monmouth	68 60
												245	H	Monmouth	80 70
												245	N	Monmouth	46 64
												248	A	Manhattan	59 57
												248	H	Manhattan	55 70
												281	H	La Salle	62 59
												284	A	Rider	55 39
												284	H	Rider	63 56
												291	A	Niagara	55 56
												291	H	Niagara	61 43
												315	H	IPFW	74 62
												338	A	Saint Peter's	46 56
												338	H	Saint Peter's	76 49
LAST 12 Division I GAMES:															
				245	N	Monmouth	46 64	338	H	Saint Peter's	76 49				
				87	A	Quinnipiac	58 83	230	H	Siena	67 55				
				103	A	Iona	53 69	291	H	Niagara	61 43				
				161	A	Marist	63 64	245	A	Monmouth	68 60				
				230	A	Siena	71 51	284	H	Rider	63 56				
				245	H	Monmouth	80 70	227	H	Canisius	52 48				

Non-Div I Games:

Fairfield

■ Loss,
 ■ Non-Conf,
 ■ S Site,
 ■ Home
 ■ A Away
 N Neutral

Average RPI Win: 280	WON-LOST	WINNING	LAST 10	STRENGTH OF	OPP. STRENGTH	TEAM	ADJ.	CONF.	ADJ CONF.
Average RPI Loss: 220	RECORD	PCT. RANK	GAMES	SCHEDULE	OF SCHEDULE	RPI	RPI	RPI	RPI
DIV. I ONLY	11- 21	263	4- 6	312	337	313	313	30	30
DIV. I NON-CONF.	3- 10	277	0- 0	249	268	319	319	32	32
TOTALS	RPI 1-25	RPI 26-50	W-L RECORDS	RPI 51-100	RPI 101-150	RPI 150+			
11- 21	0- 1	0- 0	OVERALL	0- 1	0- 1	11- 18			
8- 8	0- 0	0- 0	HOME	0- 0	0- 0	8- 8			
2- 11	0- 1	0- 0	AWAY	0- 1	0- 0	2- 9			
1- 2	0- 0	0- 0	NEUTRAL	0- 0	0- 1	1- 1			
3- 10	0- 1	0- 0	NON-CONFERENCE	0- 1	0- 1	3- 7			
2- 5	0- 0	0- 0	HOME	0- 0	0- 0	2- 5			
0- 3	0- 1	0- 0	AWAY	0- 1	0- 0	0- 1			
1- 2	0- 0	0- 0	NEUTRAL	0- 0	0- 1	1- 1			
8- 11	0- 0	0- 0	CONFERENCE	0- 0	0- 0	8- 11			
6- 3	0- 0	0- 0	HOME	0- 0	0- 0	6- 3			
2- 8	0- 0	0- 0	AWAY	0- 0	0- 0	2- 8			
0- 0	0- 0	0- 0	NEUTRAL	0- 0	0- 0	0- 0			

RPI 1-25				RPI 26-50				RPI 51-100				RPI 101+ Team's RPI: 313			
RPI	S	Opponent	Score	RPI	S	Opponent	Score	RPI	S	Opponent	Score	RPI	S	Opponent	Score
22	A	West Virginia	42 91					98	A	Bucknell	62 72	103	N	Iona	54 77
												153	A	North Carolina	46 64
												157	N	Yale	58 77
												174	A	Robert Morris	59 68
												174	A	Robert Morris	83 68
												174	H	Robert Morris	60 52
												201	A	Sacred Heart	61 72
												201	H	Sacred Heart	65 80
												206	H	Brown	48 63
												230	H	Siena	65 81
												232	N	Grand Canyon	74 68
												237	A	Bryant	52 74
												237	H	Bryant	41 70
												245	H	Monmouth	81 75
												247	H	Columbia	83 87
												248	H	Manhattan	78 85
												262	A	Saint Francis (PA)	67 87
												262	H	Saint Francis (PA)	73 72
												276	A	Central Conn. St.	59 71
												276	H	Central Conn. St.	75 78
												316	A	Mt. St. Mary's	55 71
												316	H	Mt. St. Mary's	66 53
												319	H	UMass Lowell	67 78
												322	A	LIU Brooklyn	62 65
												322	H	LIU Brooklyn	75 58
												335	A	St. Francis Brooklyn	78 88
LAST 12 Division I GAMES:															
174	A	Robert Morris	59 68	174	H	Robert Morris	60 52								
237	A	Bryant	52 74	335	A	St. Francis Brooklyn	78 88								
276	A	Central Conn. St.	59 71	343	A	Wagner	73 57								
343	H	Wagner	75 67	262	H	Saint Francis (PA)	73 72								
201	H	Sacred Heart	65 80	322	A	LIU Brooklyn	62 65								
316	A	Mt. St. Mary's	55 71	322	H	LIU Brooklyn	75 58								

Non-Div I Games:

Fairleigh Dickinson

F
a
i
r
l
e
i
g
h
D
i
c
k
i
n
s
o
n

RPI	S	Opponent	Score	
335	H	St. Francis Brooklyn	65	61
338	H	Saint Peter's	73	52
343	A	Wagner	73	57
343	H	Wagner	75	67

F
a
i
r
l
e
i
g
h
D
i
c
k
i
n
s
o
n

Fairleigh Dickinson

Fla. Atlantic

Through Games Of March 13, 2016

Average RPI Win:	219	WON-LOST	WINNING	LAST 10	STRENGTH OF	OPP. STRENGTH	TEAM	ADJ.	CONF.	ADJ CONF.
Average RPI Loss:	126	RECORD	PCT. RANK	GAMES	SCHEDULE	OF SCHEDULE	RPI	RPI	RPI	RPI
DIV. I ONLY	13- 16	202	3- 7	113	166	181	181	13	13	
DIV. I NON-CONF.	7- 3	91	0- 0	53	315	73	73	11	11	
TOTALS	RPI 1-25	RPI 26-50	W-L RECORDS	RPI 51-100	RPI 101-150	RPI 150+				
13- 16	0- 0	0- 4	OVERALL	1- 4	3- 1	9- 7				
9- 6	0- 0	0- 2	HOME	0- 2	3- 0	6- 2				
3- 9	0- 0	0- 2	AWAY	1- 2	0- 1	2- 4				
1- 1	0- 0	0- 0	NEUTRAL	0- 0	0- 0	1- 1				
7- 3	0- 0	0- 1	NON-CONFERENCE	1- 1	2- 0	4- 1				
5- 1	0- 0	0- 0	HOME	0- 1	2- 0	3- 0				
1- 2	0- 0	0- 1	AWAY	1- 0	0- 0	0- 1				
1- 0	0- 0	0- 0	NEUTRAL	0- 0	0- 0	1- 0				
6- 13	0- 0	0- 3	CONFERENCE	0- 3	1- 1	5- 6				
4- 5	0- 0	0- 2	HOME	0- 1	1- 0	3- 2				
2- 7	0- 0	0- 1	AWAY	0- 2	0- 1	2- 3				
0- 1	0- 0	0- 0	NEUTRAL	0- 0	0- 0	0- 1				

RPI 1-25				RPI 26-50				RPI 51-100				RPI 101+				Team's RPI: 181	
RPI	S	Opponent	Score	RPI	S	Opponent	Score	RPI	S	Opponent	Score	RPI	S	Opponent	Score		
				37	A	UTEP	47 75	59	A	Middle Tenn.	65 71	126	H	Akron	91 77		
				37	H	UTEP	66 78	59	H	Middle Tenn.	73 83	128	H	Marshall	84 73		
				38	H	Western Ky.	62 81	62	H	South Dakota	53 76	129	A	Old Dominion	45 85		
				48	A	Kansas St.	53 102	71	A	FGCU	62 55	139	H	Milwaukee	71 67		
								89	A	Charlotte	79 85	155	A	UAB	52 51		
												155	H	UAB	62 67		
												173	A	Montana	69 83		
												188	A	Southern Miss.	80 89		
												208	A	Louisiana Tech	62 65		
												225	H	Rice	54 75		
												240	H	North Texas	71 61		
												240	N	North Texas	74 79		
												250	H	Bethune-Cookman	82 60		
												256	N	Tennessee St.	69 64		
												268	A	UTSA	54 57		
												268	H	UTSA	64 51		
												283	H	Miami (OH)	68 65		
												304	A	FIU	63 52		
												304	H	FIU	87 82		
												324	H	Delaware St.	83 55		
LAST 12 Division I GAMES:																	
				240	N	North Texas	74 79	37	A	UTEP	47 75						
				155	A	UAB	52 51	268	A	UTSA	54 57						
				59	A	Middle Tenn.	65 71	155	H	UAB	62 67						
				304	A	FIU	63 52	59	H	Middle Tenn.	73 83						
				240	H	North Texas	71 61	89	A	Charlotte	79 85						
				225	H	Rice	54 75	129	A	Old Dominion	45 85						

Non-Div I Games: Keiser 74 52

Fla. Atlantic

Loss, Non-Conf, S Site, H Home A Away N Neutral

Average RPI Win:	135	WON-LOST	WINNING	LAST 10	STRENGTH OF	OPP. STRENGTH	TEAM	ADJ.	CONF.	ADJ CONF.
Average RPI Loss:	35	RECORD	PCT. RANK	GAMES	SCHEDULE	OF SCHEDULE	RPI	RPI	RPI	RPI
DIV. I ONLY	22- 8	53	6- 4	52	24	26	26	2	2	
DIV. I NON-CONF.	12- 1	9	0- 0	151	106	21	21	2	2	
TOTALS	RPI 1-25	RPI 26-50	W-L RECORDS	RPI 51-100	RPI 101-150	RPI 150+				
22- 8	3- 3	3- 3	OVERALL	3- 2	3- 0	10- 0				
13- 2	3- 1	2- 1	HOME	2- 0	1- 0	5- 0				
7- 5	0- 1	1- 2	AWAY	0- 2	2- 0	4- 0				
2- 1	0- 1	0- 0	NEUTRAL	1- 0	0- 0	1- 0				
12- 1	1- 0	2- 0	NON-CONFERENCE	1- 1	0- 0	8- 0				
7- 0	1- 0	2- 0	HOME	0- 0	0- 0	4- 0				
3- 1	0- 0	0- 0	AWAY	0- 1	0- 0	3- 0				
2- 0	0- 0	0- 0	NEUTRAL	1- 0	0- 0	1- 0				
10- 7	2- 3	1- 3	CONFERENCE	2- 1	3- 0	2- 0				
6- 2	2- 1	0- 1	HOME	2- 0	1- 0	1- 0				
4- 4	0- 1	1- 2	AWAY	0- 1	2- 0	1- 0				
0- 1	0- 1	0- 0	NEUTRAL	0- 0	0- 0	0- 0				

RPI	S	Opponent	Score	RPI	S	Opponent	Score	Team's RPI: 26	RPI	S	Opponent	Score	RPI	S	Opponent	Score
4	A	South Carolina	71 86	28	A	Tennessee	74 66		57	A	Auburn	58 80	125	A	LSU	82 56
13	H	Kentucky	85 79	35	A	Georgia	63 74		57	H	Auburn	56 49	125	H	LSU	53 45
13	N	Kentucky	69 92	35	H	Georgia	61 71		64	N	Ball St.	85 79	142	A	Arkansas	71 66
15	H	Florida St.	82 72	43	H	Arkansas St.	76 72		69	A	Temple	91 97	160	H	Alabama	80 72
19	H	Texas A&M	83 81	45	A	Missouri	64 79		73	H	Vanderbilt	79 67	174	H	Robert Morris	79 52
24	H	Mississippi St.	70 76	49	H	North Carolina St.	79 72						175	A	Ole Miss	85 65
													193	A	South Ala.	72 60
													198	A	Wisconsin	91 75
													202	A	Colorado	83 61
													262	H	Saint Francis (PA)	122 65
													275	N	UCF	93 79
													290	H	Kennesaw St.	84 57
													296	H	Savannah St.	99 34
LAST 12 Division I GAMES:																
13	N	Kentucky	69 92	4	A	South Carolina	71 86		19	H	Texas A&M	83 81	13	H	Kentucky	85 79
57	H	Auburn	56 49	125	A	LSU	82 56		35	A	Georgia	63 74	142	A	Arkansas	71 66
73	H	Vanderbilt	79 67	57	A	Auburn	58 80		45	A	Missouri	64 79	160	H	Alabama	80 72

Non-Div I Games:

Florida

■ Loss,
 ■ Non-Conf, S Site,
 ■ Home
 ■ Away
 N Neutral

Average RPI Win:	289	WON-LOST	WINNING	LAST 10	STRENGTH OF	OPP. STRENGTH	TEAM	ADJ.	CONF.	ADJ CONF.
Average RPI Loss:	232	RECORD	PCT. RANK	GAMES	SCHEDULE	OF SCHEDULE	RPI	RPI	RPI	RPI
DIV. I ONLY	14- 15	180	5- 5	349	321	289	289	32	32	
DIV. I NON-CONF.	4- 7	222	0- 0	345	154	321	321	30	30	
TOTALS	RPI 1-25	RPI 26-50	W-L RECORDS	RPI 51-100	RPI 101-150	RPI 150+				
14- 15	0- 0	0- 0	OVERALL	0- 1	0- 1	14- 13				
6- 5	0- 0	0- 0	HOME	0- 0	0- 1	6- 4				
5- 8	0- 0	0- 0	AWAY	0- 1	0- 0	5- 7				
3- 2	0- 0	0- 0	NEUTRAL	0- 0	0- 0	3- 2				
4- 7	0- 0	0- 0	NON-CONFERENCE	0- 1	0- 1	4- 5				
1- 2	0- 0	0- 0	HOME	0- 0	0- 1	1- 1				
1- 4	0- 0	0- 0	AWAY	0- 1	0- 0	1- 3				
2- 1	0- 0	0- 0	NEUTRAL	0- 0	0- 0	2- 1				
10- 8	0- 0	0- 0	CONFERENCE	0- 0	0- 0	10- 8				
5- 3	0- 0	0- 0	HOME	0- 0	0- 0	5- 3				
4- 4	0- 0	0- 0	AWAY	0- 0	0- 0	4- 4				
1- 1	0- 0	0- 0	NEUTRAL	0- 0	0- 0	1- 1				

RPI S	Opponent	Score	RPI S	Opponent	Score	RPI S	Opponent	Score	RPI S	Opponent	Score	Team's RPI: 289
						56	A Southern California	45 88	114	H Mercer	50 54	
									153	A North Carolina	58 94	
									166	N UC Davis	61 58	
									195	A N.C. A&T	51 80	
									195	H N.C. A&T	66 70	
									195	N N.C. A&T	50 67	
									207	A Hampton	66 59	
									231	H Coppin St.	79 73	
									250	A Bethune-Cookman	60 67	
									250	H Bethune-Cookman	53 48	
									252	A Clemson	77 68	
									257	H Morgan St.	62 67	
									275	A UCF	55 93	
									280	A UMES	47 61	
									290	H Kennesaw St.	69 67	
									293	H South Carolina St.	62 68	
									296	A Savannah St.	46 65	
									296	H Savannah St.	59 38	
									300	N Western Caro.	53 69	
									304	A FIU	65 81	
									317	H Southeastern La.	57 62	
									324	H Delaware St.	86 56	
									324	N Delaware St.	79 74	
									327	A Howard	64 53	
									332	N New Orleans	71 60	
									347	A Norfolk St.	83 67	
LAST 12 Division I GAMES:												
			195	N N.C. A&T	50 67	250	H Bethune-Cookman	53 48				
			324	N Delaware St.	79 74	348	A N.C. Central	69 54				
			296	A Savannah St.	46 65	195	A N.C. A&T	51 80				
			195	H N.C. A&T	66 70	324	H Delaware St.	86 56				
			327	A Howard	64 53	348	H N.C. Central	55 45				
			280	A UMES	47 61	250	A Bethune-Cookman	60 67				

Non-Div I Games: Clark Atlanta 98 88 Fla. Memorial 66 62

Florida A&M

Loss, Non-Conf, S Site, H Home A Away N Neutral

RPI S Opponent Score

RPI	S	Opponent	Score
348	A	N.C. Central	69 54
348	H	N.C. Central	55 45

F
l
o
r
i
d
a
A
&
M

F
l
o
r
i
d
a
A
&
M

Florida A&M

Average RPI Win:	140	WON-LOST	WINNING	LAST 10	STRENGTH OF	OPP. STRENGTH	TEAM	ADJ.	CONF.	ADJ CONF.
Average RPI Loss:	13	RECORD	PCT. RANK	GAMES	SCHEDULE	OF SCHEDULE	RPI	RPI	RPI	RPI
DIV. I ONLY	23- 7	38	7- 3	21	42	15	15	4	4	
DIV. I NON-CONF.	10- 3	61	0- 0	32	92	25	25	5	5	
TOTALS	RPI 1-25	RPI 26-50	W-L RECORDS	RPI 51-100	RPI 101-150	RPI 150+				
23- 7	2- 6	2- 1	OVERALL	4- 0	7- 0	8- 0				
15- 1	1- 1	0- 0	HOME	4- 0	5- 0	5- 0				
7- 4	1- 3	2- 1	AWAY	0- 0	2- 0	2- 0				
1- 2	0- 2	0- 0	NEUTRAL	0- 0	0- 0	1- 0				
10- 3	0- 2	0- 1	NON-CONFERENCE	3- 0	2- 0	5- 0				
8- 0	0- 0	0- 0	HOME	3- 0	2- 0	3- 0				
1- 2	0- 1	0- 1	AWAY	0- 0	0- 0	1- 0				
1- 1	0- 1	0- 0	NEUTRAL	0- 0	0- 0	1- 0				
13- 4	2- 4	2- 0	CONFERENCE	1- 0	5- 0	3- 0				
7- 1	1- 1	0- 0	HOME	1- 0	3- 0	2- 0				
6- 2	1- 2	2- 0	AWAY	0- 0	2- 0	1- 0				
0- 1	0- 1	0- 0	NEUTRAL	0- 0	0- 0	0- 0				

RPI	S	Opponent	Score
1	H	Notre Dame	66 73
3	N	UConn	49 73
11	A	Arizona St.	56 68
12	A	Syracuse	73 83
14	A	Louisville	69 79
25	A	Miami (FL)	69 58
25	H	Miami (FL)	70 67
25	N	Miami (FL)	56 74

RPI	S	Opponent	Score
26	A	Florida	72 82
47	A	Duke	69 53
49	A	North Carolina St.	56 52

RPI	S	Opponent	Score
52	H	Rutgers	65 43
69	H	Temple	75 47
70	H	Georgia Tech	75 69
74	H	Tulane	78 72

RPI	S	Opponent	Score
111	H	Virginia	70 48
114	H	Mercer	79 36
122	H	Boston College	75 42
124	H	Virginia Tech	68 50
131	A	Pittsburgh	66 55
134	H	Jacksonville	77 60
144	A	Wake Forest	96 55
153	H	North Carolina	94 63
155	H	UAB	84 44
205	N	Sam Houston St.	94 37
252	A	Clemson	85 40
252	H	Clemson	75 56
260	H	Murray St.	101 59
322	A	LIU Brooklyn	78 42
326	H	North Florida	80 28

LAST 12 Division I GAMES:

25	N	Miami (FL)	56 74	47	A	Duke	69 53
25	H	Miami (FL)	70 67	252	H	Clemson	75 56
49	A	North Carolina St.	56 52	124	H	Virginia Tech	68 50
1	H	Notre Dame	66 73	144	A	Wake Forest	96 55
12	A	Syracuse	73 83	25	A	Miami (FL)	69 58
153	H	North Carolina	94 63	111	H	Virginia	70 48

Non-Div I Games:

Florida St.

Average RPI Win:	212	WON-LOST	WINNING	LAST 10	STRENGTH OF	OPP. STRENGTH	TEAM	ADJ.	CONF.	ADJ CONF.
Average RPI Loss:	85	RECORD	PCT. RANK	GAMES	SCHEDULE	OF SCHEDULE	RPI	RPI	RPI	RPI
DIV. I ONLY	14- 17	198	5- 5	95	93	163	163	7	7	
DIV. I NON-CONF.	5- 8	209	0- 0	173	130	230	230	8	8	
TOTALS	RPI 1-25	RPI 26-50	W-L RECORDS	RPI 51-100	RPI 101-150	RPI 150+				
14- 17	1- 3	1- 3	OVERALL	0- 5	1- 3	11- 3				
11- 4	1- 0	1- 0	HOME	0- 3	1- 0	8- 1				
2- 10	0- 0	0- 2	AWAY	0- 1	0- 0	2- 0				
1- 3	0- 2	0- 0	NEUTRAL	0- 0	0- 1	1- 0				
5- 8	0- 1	0- 2	NON-CONFERENCE	0- 2	0- 2	5- 1				
4- 3	0- 0	0- 0	HOME	0- 2	0- 0	4- 1				
1- 3	0- 0	0- 2	AWAY	0- 0	0- 1	1- 0				
0- 2	0- 1	0- 0	NEUTRAL	0- 0	0- 1	0- 0				
9- 9	1- 2	1- 1	CONFERENCE	0- 3	1- 1	6- 2				
7- 1	1- 0	1- 0	HOME	0- 1	1- 0	4- 0				
1- 7	0- 1	0- 1	AWAY	0- 2	0- 1	1- 2				
1- 1	0- 1	0- 0	NEUTRAL	0- 0	0- 0	1- 0				

RPI S	Opponent	Score	RPI S	Opponent	Score	RPI S	Opponent	Score	RPI S	Opponent	Score	Team's RPI: 163
12 N	Syracuse	54 76	34 A	St. Bonaventure	41 55	54 H	Saint Louis	49 51	118 A	Saint Joseph's	51 61	
18 A	Duquesne	40 55	34 H	St. Bonaventure	77 68	68 A	VCU	51 61	118 H	Saint Joseph's	47 40	
18 N	Duquesne	65 70	36 A	Princeton	44 55	69 H	Temple	44 57	138 A	Penn St.	59 75	
23 H	George Washington	76 69	39 A	Seton Hall	54 66	73 H	Vanderbilt	40 53	141 N	Texas Tech	48 62	
						83 A	Dayton	55 77	152 H	Delaware	48 55	
									170 H	George Mason	66 54	
									189 A	Davidson	51 69	
									189 H	Davidson	51 40	
									197 A	Richmond	48 52	
									214 H	Rhode Island	50 42	
									224 A	Massachusetts	60 55	
									224 N	Massachusetts	73 62	
									248 A	Manhattan	60 49	
									276 H	Central Conn. St.	63 48	
									281 H	La Salle	54 44	
									312 H	A&M-Corpus Christi	67 49	
									324 H	Delaware St.	74 58	
									329 H	Lafayette	61 49	
LAST 12 Division I GAMES:												
18 N	Duquesne	65 70	281 H	La Salle	54 44							
224 N	Massachusetts	73 62	118 A	Saint Joseph's	51 61							
83 A	Dayton	55 77	224 A	Massachusetts	60 55							
34 H	St. Bonaventure	77 68	23 H	George Washington	76 69							
54 H	Saint Louis	49 51	214 H	Rhode Island	50 42							
197 A	Richmond	48 52	68 A	VCU	51 61							

Non-Div I Games:

Fordham

■ Loss,
 ■ Non-Conf, S Site,
 ■ Home
 ■ Away
 N Neutral

Average RPI Win:	235	WON-LOST	WINNING	LAST 10	STRENGTH OF	OPP. STRENGTH	TEAM	ADJ.	CONF.	ADJ CONF.
Average RPI Loss:	96	RECORD	PCT. RANK	GAMES	SCHEDULE	OF SCHEDULE	RPI	RPI	RPI	RPI
DIV. I ONLY	19- 11	88	8- 2	129	191	107	107	20	20	
DIV. I NON-CONF.	2- 7	280	0- 0	17	58	176	176	20	20	
TOTALS	RPI 1-25	RPI 26-50	W-L RECORDS	RPI 51-100	RPI 101-150	RPI 150+				
19- 11	0- 1	0- 3	OVERALL	0- 4	0- 0	19- 3				
9- 4	0- 1	0- 1	HOME	0- 1	0- 0	9- 1				
8- 6	0- 0	0- 1	AWAY	0- 3	0- 0	8- 2				
2- 1	0- 0	0- 1	NEUTRAL	0- 0	0- 0	2- 0				
2- 7	0- 1	0- 1	NON-CONFERENCE	0- 4	0- 0	2- 1				
1- 3	0- 1	0- 1	HOME	0- 1	0- 0	1- 0				
0- 4	0- 0	0- 0	AWAY	0- 3	0- 0	0- 1				
1- 0	0- 0	0- 0	NEUTRAL	0- 0	0- 0	1- 0				
17- 4	0- 0	0- 2	CONFERENCE	0- 0	0- 0	17- 2				
8- 1	0- 0	0- 0	HOME	0- 0	0- 0	8- 1				
8- 2	0- 0	0- 1	AWAY	0- 0	0- 0	8- 1				
1- 1	0- 0	0- 1	NEUTRAL	0- 0	0- 0	1- 0				

RPI S	Opponent	Score	RPI S	Opponent	Score	RPI S	Opponent	Score	RPI S	Opponent	Score	Team's RPI: 107
23	H George Washington	53 61	33	H Washington	79 89	53	A St. Mary's (CA)	81 83	151	N Northeastern	69 55	
			41	A Colorado St.	55 68	65	A UC Riverside	68 86	154	H Boise St.	62 57	
			41	N Colorado St.	54 55	82	H San Diego	68 72	165	A New Mexico	69 65	
						88	A Utah	63 78	165	H New Mexico	51 43	
									191	A Cal Poly	60 64	
									200	A San Jose St.	59 54	
									200	H San Jose St.	64 66	
									211	A UNLV	57 52	
									211	A UNLV	66 60	
									211	H UNLV	58 54	
									216	H CSU Bakersfield	57 52	
									234	A Utah St.	67 61	
									234	H Utah St.	66 62	
									234	N Utah St.	55 47	
									238	A San Diego St.	54 65	
									238	H San Diego St.	54 49	
									258	A Wyoming	49 42	
									258	H Wyoming	64 52	
									325	A Nevada	67 59	
									325	H Nevada	65 56	
									341	A Air Force	63 48	
									341	H Air Force	70 46	
LAST 12 Division I GAMES:												
			41	N Colorado St.	54 55	341	A Air Force	63 48				
			211	A UNLV	66 60	234	A Utah St.	67 61				
			234	N Utah St.	55 47	258	H Wyoming	64 52				
			234	H Utah St.	66 62	325	H Nevada	65 56				
			41	A Colorado St.	55 68	238	A San Diego St.	54 65				
			165	H New Mexico	51 43	211	A UNLV	57 52				

Non-Div I Games: Fresno Pacific 78 33 Stanislaus St. 72 49

Fresno St.

Loss, Non-Conf, S Site, H Home A Away N Neutral

Average RPI Win: 265	WON-LOST	WINNING	LAST 10	STRENGTH OF	OPP. STRENGTH	TEAM	ADJ.	CONF.	ADJ CONF.
Average RPI Loss: 128	RECORD	PCT. RANK	GAMES	SCHEDULE	OF SCHEDULE	RPI	RPI	RPI	RPI
DIV. I ONLY	13- 16	202	4- 6	238	206	218	218	17	17
DIV. I NON-CONF.	5- 8	209	0- 0	257	238	239	239	15	15
TOTALS	RPI 1-25	RPI 26-50	W-L RECORDS	RPI 51-100	RPI 101-150	RPI 150+			
13- 16	0- 0	0- 3	OVERALL	0- 2	0- 7	13- 4			
7- 5	0- 0	0- 1	HOME	0- 1	0- 2	7- 1			
5- 10	0- 0	0- 0	AWAY	0- 1	0- 1	5- 0			
1- 1	0- 0	0- 0	NEUTRAL	0- 0	0- 1	1- 0			
5- 8	0- 0	0- 1	NON-CONFERENCE	0- 2	0- 2	5- 3			
3- 2	0- 0	0- 0	HOME	0- 1	0- 0	3- 1			
2- 6	0- 0	0- 1	AWAY	0- 1	0- 2	2- 2			
0- 0	0- 0	0- 0	NEUTRAL	0- 0	0- 0	0- 0			
8- 8	0- 0	0- 2	CONFERENCE	0- 0	0- 5	8- 1			
4- 3	0- 0	0- 1	HOME	0- 0	0- 2	4- 0			
3- 4	0- 0	0- 1	AWAY	0- 0	0- 2	3- 1			
1- 1	0- 0	0- 0	NEUTRAL	0- 0	0- 1	1- 0			

RPI S	Opponent	Score	RPI S	Opponent	Score	RPI S	Opponent	Score	RPI S	Opponent	Score	Team's RPI: 218
35	A Georgia	39 77	68	A VCU	45 67	112	A Samford	63 77				
40	A Chattanooga	46 61	92	H Elon	55 65	112	H Samford	45 58				
40	H Chattanooga	50 56				114	A Mercer	62 64				
						114	H Mercer	50 61				
						114	N Mercer	50 64				
						120	A UNC Asheville	71 84				
						124	A Virginia Tech	30 59				
						164	A ETSU	64 68				
						164	H ETSU	81 77				
						164	N ETSU	71 68				
						189	H Davidson	51 69				
						197	A Richmond	69 62				
						213	A USC Upstate	75 63				
						252	H Clemson	70 49				
						259	A Appalachian St.	78 92				
						293	H South Carolina St.	59 46				
						300	A Western Caro.	83 76				
						300	H Western Caro.	71 56				
						306	A Wofford	70 61				
						306	H Wofford	70 64				
						311	A UNCG	75 59				
						311	H UNCG	85 71				
						328	H Winthrop	71 52				
						348	A N.C. Central	61 66				
LAST 12 Division I GAMES:												
114	N Mercer	50 64	306	H Wofford	70 64							
164	N ETSU	71 68	164	A ETSU	64 68							
114	A Mercer	62 64	40	A Chattanooga	46 61							
112	A Samford	63 77	114	H Mercer	50 61							
300	H Western Caro.	71 56	112	H Samford	45 58							
311	H UNCG	85 71	311	A UNCG	75 59							

Non-Div I Games: Converse 89 52 North Greenville 69 39

Furman

Loss, Non-Conf, S Site, H Home A Away N Neutral

Ga. Southern

Through Games Of March 13, 2016

Average RPI Win:	264	WON-LOST	WINNING	LAST 10	STRENGTH OF	OPP. STRENGTH	TEAM	ADJ.	CONF.	ADJ CONF.
Average RPI Loss:	169	RECORD	PCT. RANK	GAMES	SCHEDULE	OF SCHEDULE	RPI	RPI	RPI	RPI
DIV. I ONLY	7- 22	298	1- 9	208	248	294	294	15	15	
DIV. I NON-CONF.	3- 6	234	0- 0	214	348	265	265	14	14	
TOTALS	RPI 1-25	RPI 26-50	W-L RECORDS	RPI 51-100	RPI 101-150	RPI 150+				
7- 22	0- 0	0- 3	OVERALL	0- 0	0- 7	7- 12				
4- 10	0- 0	0- 1	HOME	0- 0	0- 3	4- 6				
3- 11	0- 0	0- 2	AWAY	0- 0	0- 4	3- 5				
0- 1	0- 0	0- 0	NEUTRAL	0- 0	0- 0	0- 1				
3- 6	0- 0	0- 1	NON-CONFERENCE	0- 0	0- 1	3- 4				
2- 2	0- 0	0- 0	HOME	0- 0	0- 0	2- 2				
1- 3	0- 0	0- 1	AWAY	0- 0	0- 1	1- 1				
0- 1	0- 0	0- 0	NEUTRAL	0- 0	0- 0	0- 1				
4- 16	0- 0	0- 2	CONFERENCE	0- 0	0- 6	4- 8				
2- 8	0- 0	0- 1	HOME	0- 0	0- 3	2- 4				
2- 8	0- 0	0- 1	AWAY	0- 0	0- 3	2- 4				
0- 0	0- 0	0- 0	NEUTRAL	0- 0	0- 0	0- 0				

RPI 1-25			RPI 26-50			RPI 51-100			RPI 101+			Team's RPI: 294
RPI	S	Opponent	Score	RPI	S	Opponent	Score	RPI	S	Opponent	Score	
				35	A	Georgia	28 75					
				43	A	Arkansas St.	54 77			102	A	Little Rock 36 69
				43	H	Arkansas St.	52 79			102	H	Little Rock 45 50
										114	A	Mercer 50 62
										119	A	Troy 68 84
										119	H	Troy 66 81
										137	A	La.-Lafayette 49 56
										137	H	La.-Lafayette 39 56
										156	A	UT Arlington 31 70
										156	H	UT Arlington 41 53
										174	H	Robert Morris 49 64
										190	A	Stetson 57 79
										193	A	South Ala. 45 48
										193	H	South Ala. 57 43
										246	A	Texas St. 56 61
										246	H	Texas St. 78 64
										250	N	Bethune-Cookman 49 65
										259	A	Appalachian St. 65 50
										259	H	Appalachian St. 62 68
										270	A	La.-Monroe 49 59
										270	H	La.-Monroe 49 50
										271	A	Georgia St. 61 50
										271	H	Georgia St. 60 61
										288	H	Charleston So. 64 51
										296	A	Savannah St. 64 48
										298	H	Jacksonville St. 60 56
										334	H	Lipscomb 55 66
LAST 12 Division I GAMES:												
				137	A	La.-Lafayette	49 56			193	A	South Ala. 45 48
				270	A	La.-Monroe	49 59			119	A	Troy 68 84
				259	H	Appalachian St.	62 68			246	H	Texas St. 78 64
				271	H	Georgia St.	60 61			156	H	UT Arlington 41 53
				102	H	Little Rock	45 50			43	A	Arkansas St. 54 77
				43	H	Arkansas St.	52 79			102	A	Little Rock 36 69

Non-Div I Games:

Ga. Southern

■ Loss,
 ■ Non-Conf,
 ■ S Site,
 ■ Home
 ■ Away
 N Neutral

Average RPI Win: 236				WON-LOST		WINNING		LAST 10		STRENGTH OF		OPP. STRENGTH		TEAM		ADJ.		CONF.		ADJ CONF.	
Average RPI Loss: 212				RECORD		PCT. RANK		GAMES		SCHEDULE		OF SCHEDULE		RPI		RPI		RPI		RPI	
DIV. I ONLY				17- 12		123		6- 4		320		277		215		215		25		25	
DIV. I NON-CONF.				4- 4		160		0- 0		334		140		281		281		29		29	
TOTALS				RPI 1-25		RPI 26-50		W-L RECORDS		RPI 51-100		RPI 101-150		RPI 150+							
17- 12				0- 0		0- 0		OVERALL		0- 0		3- 3		14- 9							
12- 2				0- 0		0- 0		HOME		0- 0		2- 0		10- 2							
5- 6				0- 0		0- 0		AWAY		0- 0		1- 1		4- 5							
0- 4				0- 0		0- 0		NEUTRAL		0- 0		0- 2		0- 2							
4- 4				0- 0		0- 0		NON-CONFERENCE		0- 0		0- 2		4- 2							
3- 1				0- 0		0- 0		HOME		0- 0		0- 0		3- 1							
1- 0				0- 0		0- 0		AWAY		0- 0		0- 0		1- 0							
0- 3				0- 0		0- 0		NEUTRAL		0- 0		0- 2		0- 1							
13- 8				0- 0		0- 0		CONFERENCE		0- 0		3- 1		10- 7							
9- 1				0- 0		0- 0		HOME		0- 0		2- 0		7- 1							
4- 6				0- 0		0- 0		AWAY		0- 0		1- 1		3- 5							
0- 1				0- 0		0- 0		NEUTRAL		0- 0		0- 0		0- 1							

RPI 1-25				RPI 26-50				RPI 51-100				RPI 101+				Team's RPI: 215	
RPI	S	Opponent	Score	RPI	S	Opponent	Score	RPI	S	Opponent	Score	RPI	S	Opponent	Score		
												120	A	UNC Asheville	58	56	
												120	H	UNC Asheville	57	51	
												121	A	Liberty	51	73	
												121	H	Liberty	61	57	
												127	N	Arizona	60	79	
												150	N	Western Mich.	44	71	
												153	A	North Carolina	66	65	
												176	A	Radford	51	54	
												176	H	Radford	54	50	
												179	H	Pacific	77	84	
												186	A	Presbyterian	53	60	
												186	H	Presbyterian	51	40	
												186	N	Presbyterian	51	58	
												196	N	SMU	61	69	
												251	A	High Point	79	72	
												251	H	High Point	82	70	
												253	A	Campbell	70	35	
												253	H	Campbell	68	56	
												287	A	Coastal Caro.	61	51	
												287	H	Coastal Caro.	56	59	
												288	A	Charleston So.	63	66	
												288	H	Charleston So.	63	55	
												290	H	Kennesaw St.	70	56	
												306	H	Wofford	64	61	
												311	H	UNCG	59	57	
												314	A	Longwood	59	62	
LAST 12 Division I GAMES:																	
				186	N	Presbyterian	51	58	251	A	High Point	79	72				
				314	A	Longwood	59	62	176	A	Radford	51	54				
				287	A	Coastal Caro.	61	51	328	H	Winthrop	70	52				
				120	H	UNC Asheville	57	51	253	H	Campbell	68	56				
				288	A	Charleston So.	63	66	186	A	Presbyterian	53	60				
				186	H	Presbyterian	51	40	121	A	Liberty	51	73				

Non-Div I Games:	Montreat	84	49	Bluefield Col.	64	51
------------------	----------	----	----	----------------	----	----

Gardner-Webb

Loss, Non-Conf, S Site, H Home A Away N Neutral

RPI	S	Opponent	Score	
314	H	Longwood	67	42
328	A	Winthrop	62	81
328	H	Winthrop	70	52

Gardner-Webb

Gardner-Webb

Gardner-Webb

George Mason

Through Games Of March 13, 2016

Average RPI Win:	190	WON-LOST	WINNING	LAST 10	STRENGTH OF	OPP. STRENGTH	TEAM	ADJ.	CONF.	ADJ CONF.
Average RPI Loss:	95	RECORD	PCT. RANK	GAMES	SCHEDULE	OF SCHEDULE	RPI	RPI	RPI	RPI
DIV. I ONLY	12- 19	242	4- 6	90	86	170	170	7	7	
DIV. I NON-CONF.	5- 8	209	0- 0	252	97	238	238	8	8	
TOTALS	RPI 1-25	RPI 26-50	W-L RECORDS	RPI 51-100	RPI 101-150	RPI 150+				
12- 19	0- 4	0- 2	OVERALL	3- 5	1- 3	8- 5				
7- 5	0- 2	0- 0	HOME	1- 1	1- 1	5- 1				
2- 12	0- 1	0- 1	AWAY	1- 4	0- 2	1- 4				
3- 2	0- 1	0- 1	NEUTRAL	1- 0	0- 0	2- 0				
5- 8	0- 0	0- 1	NON-CONFERENCE	0- 2	0- 3	5- 2				
3- 1	0- 0	0- 0	HOME	0- 0	0- 1	3- 0				
0- 6	0- 0	0- 0	AWAY	0- 2	0- 2	0- 2				
2- 1	0- 0	0- 1	NEUTRAL	0- 0	0- 0	2- 0				
7- 11	0- 4	0- 1	CONFERENCE	3- 3	1- 0	3- 3				
4- 4	0- 2	0- 0	HOME	1- 1	1- 0	2- 1				
2- 6	0- 1	0- 1	AWAY	1- 2	0- 0	1- 2				
1- 1	0- 1	0- 0	NEUTRAL	1- 0	0- 0	0- 0				

RPI 1-25				RPI 26-50				RPI 51-100				RPI 101+ Team's RPI: 170			
RPI	S	Opponent	Score	RPI	S	Opponent	Score	RPI	S	Opponent	Score	RPI	S	Opponent	Score
18	H	Duquesne	56 72	34	A	St. Bonaventure	55 70	54	A	Saint Louis	73 63	101	H	Georgetown	57 63
23	A	George Washington	68 82	38	N	Western Ky.	58 84	54	H	Saint Louis	50 61	118	H	Saint Joseph's	55 41
23	H	George Washington	66 73					57	A	Auburn	59 88	124	A	Virginia Tech	63 80
23	N	George Washington	48 78					68	A	VCU	34 65	127	A	Arizona	60 68
								68	H	VCU	70 54	152	H	Delaware	90 83
								83	A	Dayton	58 81	163	A	Fordham	54 66
								83	N	Dayton	66 62	176	A	Radford	63 66
								88	A	Utah	62 74	189	A	Davidson	63 68
												194	N	Tulsa	64 63
												197	H	Richmond	50 57
												211	A	UNLV	59 67
												214	A	Rhode Island	68 65
												224	H	Massachusetts	64 59
												266	N	Pepperdine	71 63
												281	H	La Salle	79 70
												286	H	Towson	88 76
												341	H	Air Force	69 52
LAST 12 Division I GAMES:															
		23	N	George Washington	48 78			83	A	Dayton	58 81				
		83	N	Dayton	66 62			118	H	Saint Joseph's	55 41				
		23	H	George Washington	66 73			189	A	Davidson	63 68				
		68	A	VCU	34 65			224	H	Massachusetts	64 59				
		197	H	Richmond	50 57			54	H	Saint Louis	50 61				
		214	A	Rhode Island	68 65			23	A	George Washington	68 82				

Non-Div I Games:

George Mason

■ Loss,
 ■ Non-Conf,
 ■ S Site,
 ■ H Home
 ■ A Away
 N Neutral

Average RPI Win:	148	WON-LOST	WINNING	LAST 10	STRENGTH OF	OPP. STRENGTH	TEAM	ADJ.	CONF.	ADJ CONF.
Average RPI Loss:	74	RECORD	PCT. RANK	GAMES	SCHEDULE	OF SCHEDULE	RPI	RPI	RPI	RPI
DIV. I ONLY	26- 6	22	7- 3	75	80	23	23	7	7	
DIV. I NON-CONF.	10- 3	61	0- 0	78	71	47	47	8	8	
TOTALS	RPI 1-25	RPI 26-50	W-L RECORDS	RPI 51-100	RPI 101-150	RPI 150+				
26- 6	2- 1	0- 1	OVERALL	6- 3	4- 0	14- 1				
12- 2	0- 0	0- 0	HOME	3- 2	1- 0	8- 0				
9- 3	1- 1	0- 1	AWAY	1- 0	3- 0	4- 1				
5- 1	1- 0	0- 0	NEUTRAL	2- 1	0- 0	2- 0				
10- 3	0- 1	0- 0	NON-CONFERENCE	2- 2	3- 0	5- 0				
5- 1	0- 0	0- 0	HOME	1- 1	1- 0	3- 0				
3- 1	0- 1	0- 0	AWAY	0- 0	2- 0	1- 0				
2- 1	0- 0	0- 0	NEUTRAL	1- 1	0- 0	1- 0				
16- 3	2- 0	0- 1	CONFERENCE	4- 1	1- 0	9- 1				
7- 1	0- 0	0- 0	HOME	2- 1	0- 0	5- 0				
6- 2	1- 0	0- 1	AWAY	1- 0	1- 0	3- 1				
3- 0	1- 0	0- 0	NEUTRAL	1- 0	0- 0	1- 0				

RPI	S	Opponent	Score
9	A	Stanford	63 84
18	A	Duquesne	70 52
18	N	Duquesne	63 60

Team's RPI: 23

RPI	S	Opponent	Score
34	A	St. Bonaventure	67 69

RPI	S	Opponent	Score
54	H	Saint Louis	89 80
55	H	Villanova	78 70
58	N	Iowa	81 77
68	H	VCU	68 79
68	N	VCU	72 58
71	H	FGCU	60 64
83	A	Dayton	62 61
83	H	Dayton	72 62
100	N	Wright St.	71 77

RPI	S	Opponent	Score
103	H	Iona	70 65
107	A	Fresno St.	61 53
113	A	Memphis	68 62
118	A	Saint Joseph's	70 45
163	A	Fordham	69 76
170	A	George Mason	73 66
170	H	George Mason	82 68
170	N	George Mason	78 48
182	H	Grambling	85 58
184	A	Illinois	70 57
189	A	Davidson	79 60
197	A	Richmond	62 47
197	H	Richmond	55 53
214	H	Rhode Island	68 52
221	H	Hartford	82 51
224	H	Massachusetts	67 50
273	H	American	78 48
281	H	La Salle	83 59
285	N	Houston	82 78

LAST 12 Division I GAMES:

18	N	Duquesne	63 60	34	A	St. Bonaventure	67 69
68	N	VCU	72 58	83	H	Dayton	72 62
170	N	George Mason	78 48	197	A	Richmond	62 47
170	A	George Mason	73 66	163	A	Fordham	69 76
197	H	Richmond	55 53	54	H	Saint Louis	89 80
68	H	VCU	68 79	189	A	Davidson	79 60

Non-Div I Games:

George Washington

■ Loss,
 ■ Non-Conf,
 ■ S Site,
 ■ H Home
 ■ A Away
 N Neutral

Georgetown

Through Games Of March 13, 2016

Average RPI Win:	171	WON-LOST	WINNING	LAST 10	STRENGTH OF	OPP. STRENGTH	TEAM	ADJ.	CONF.	ADJ CONF.
Average RPI Loss:	80	RECORD	PCT. RANK	GAMES	SCHEDULE	OF SCHEDULE	RPI	RPI	RPI	RPI
DIV. I ONLY	16- 13	147	6- 4	91	81	101	101	6	6	
DIV. I NON-CONF.	7- 3	91	0- 0	174	222	76	76	6	6	
TOTALS	RPI 1-25	RPI 26-50	W-L RECORDS	RPI 51-100	RPI 101-150	RPI 150+				
16- 13	0- 0	1- 7	OVERALL	3- 2	3- 1	9- 3				
8- 4	0- 0	0- 3	HOME	1- 1	2- 0	5- 0				
6- 8	0- 0	1- 3	AWAY	1- 1	1- 1	3- 3				
2- 1	0- 0	0- 1	NEUTRAL	1- 0	0- 0	1- 0				
7- 3	0- 0	0- 1	NON-CONFERENCE	1- 0	1- 1	5- 1				
3- 0	0- 0	0- 0	HOME	0- 0	1- 0	2- 0				
2- 3	0- 0	0- 1	AWAY	0- 0	0- 1	2- 1				
2- 0	0- 0	0- 0	NEUTRAL	1- 0	0- 0	1- 0				
9- 10	0- 0	1- 6	CONFERENCE	2- 2	2- 0	4- 2				
5- 4	0- 0	0- 3	HOME	1- 1	1- 0	3- 0				
4- 5	0- 0	1- 2	AWAY	1- 1	1- 0	1- 2				
0- 1	0- 0	0- 1	NEUTRAL	0- 0	0- 0	0- 0				

RPI S	Opponent	Score	RPI S	Opponent	Score	RPI S	Opponent	Score	RPI S	Opponent	Score	Team's RPI: 101
29	A DePaul	53 75	29	H DePaul	66 80	55	A Villanova	57 51	113	A Memphis	53 57	
34	A St. Bonaventure	54 69	39	A Seton Hall	73 65	87	N Quinnipiac	80 68	115	A Creighton	57 44	
39	A Seton Hall	73 65	39	H Seton Hall	75 83	99	A Marquette	72 87	115	H Creighton	69 57	
42	A St. John's (NY)	55 63	42	A St. John's (NY)	60 65	99	H Marquette	75 72	124	H Virginia Tech	73 56	
42	H St. John's (NY)	60 65	42	N St. John's (NY)	52 65				152	H Delaware	61 50	
									160	A Alabama	66 78	
									168	A Xavier	54 59	
									168	H Xavier	63 51	
									170	A George Mason	63 57	
									183	A Butler	76 82	
									183	H Butler	49 35	
									265	A Providence	82 51	
									265	H Providence	63 53	
									280	A UMES	71 60	
									286	H Towson	82 46	
									335	N St. Francis Brooklyn	74 52	
LAST 12 Division I GAMES:												
42	N St. John's (NY)	52 65	29	H DePaul	66 80							
168	H Xavier	63 51	99	H Marquette	75 72							
183	H Butler	49 35	115	A Creighton	57 44							
55	H Villanova	60 63	265	A Providence	82 51							
42	A St. John's (NY)	55 63	55	A Villanova	57 51							
39	A Seton Hall	73 65	39	H Seton Hall	75 83							

Non-Div I Games:

Georgetown

■ Loss,
 ■ Non-Conf,
 ■ S Site,
 ■ H Home
 ■ A Away
 N Neutral

Average RPI Win:	261	WON-LOST	WINNING	LAST 10	STRENGTH OF	OPP. STRENGTH	TEAM	ADJ.	CONF.	ADJ CONF.
Average RPI Loss:	171	RECORD	PCT. RANK	GAMES	SCHEDULE	OF SCHEDULE	RPI	RPI	RPI	RPI
DIV. I ONLY	10- 19	258	2- 8	275	236	271	271	15	15	
DIV. I NON-CONF.	5- 4	138	0- 0	310	346	235	235	14	14	
TOTALS	RPI 1-25	RPI 26-50	W-L RECORDS	RPI 51-100	RPI 101-150	RPI 150+				
10- 19	0- 0	0- 2	OVERALL	0- 1	0- 6	10- 10				
4- 10	0- 0	0- 1	HOME	0- 1	0- 3	4- 5				
5- 9	0- 0	0- 1	AWAY	0- 0	0- 3	5- 5				
1- 0	0- 0	0- 0	NEUTRAL	0- 0	0- 0	1- 0				
5- 4	0- 0	0- 0	NON-CONFERENCE	0- 1	0- 0	5- 3				
2- 2	0- 0	0- 0	HOME	0- 1	0- 0	2- 1				
2- 2	0- 0	0- 0	AWAY	0- 0	0- 0	2- 2				
1- 0	0- 0	0- 0	NEUTRAL	0- 0	0- 0	1- 0				
5- 15	0- 0	0- 2	CONFERENCE	0- 0	0- 6	5- 7				
2- 8	0- 0	0- 1	HOME	0- 0	0- 3	2- 4				
3- 7	0- 0	0- 1	AWAY	0- 0	0- 3	3- 3				
0- 0	0- 0	0- 0	NEUTRAL	0- 0	0- 0	0- 0				

RPI S	Opponent	Score	RPI S	Opponent	Score	RPI S	Opponent	Score	RPI S	Opponent	Score	Team's RPI: 271
43	A Arkansas St.	54 75	43	H Arkansas St.	64 85	89	H Charlotte	71 83	102	A Little Rock	32 59	
									102	H Little Rock	39 54	
									119	A Troy	78 89	
									119	H Troy	90 97	
									137	A La.-Lafayette	60 65	
									137	H La.-Lafayette	57 77	
									156	A UT Arlington	68 63	
									156	H UT Arlington	45 74	
									160	A Alabama	56 72	
									190	A Stetson	80 72	
									193	A South Ala.	45 83	
									193	H South Ala.	52 60	
									246	A Texas St.	71 80	
									246	H Texas St.	73 62	
									250	N Bethune-Cookman	68 61	
									259	A Appalachian St.	80 75	
									259	H Appalachian St.	69 72	
									270	A La.-Monroe	68 82	
									270	H La.-Monroe	65 52	
									279	A Tennessee Tech	65 72	
									290	A Kennesaw St.	66 62	
									294	A Ga. Southern	61 60	
									294	H Ga. Southern	50 61	
									307	H Morehead St.	90 99	
									326	H North Florida	76 63	
									327	H Howard	65 58	
LAST 12 Division I GAMES:												
270	A La.-Monroe	68 82	119	A Troy	78 89							
137	A La.-Lafayette	60 65	193	A South Ala.	45 83							
259	H Appalachian St.	69 72	156	H UT Arlington	45 74							
294	A Ga. Southern	61 60	246	H Texas St.	73 62							
43	H Arkansas St.	64 85	102	A Little Rock	32 59							
102	H Little Rock	39 54	43	A Arkansas St.	54 75							

Non-Div I Games:

Georgia St.

■ Loss,
 ■ Non-Conf,
 ■ S Site,
 ■ H Home
 ■ A Away
 N Neutral

Average RPI Win:	188	WON-LOST	WINNING	LAST 10	STRENGTH OF	OPP. STRENGTH	TEAM	ADJ.	CONF.	ADJ CONF.
Average RPI Loss:	35	RECORD	PCT. RANK	GAMES	SCHEDULE	OF SCHEDULE	RPI	RPI	RPI	RPI
DIV. I ONLY	19- 12	104	7- 3	54	75	70	70	4	4	
DIV. I NON-CONF.	10- 3	61	0- 0	128	310	72	72	5	5	
TOTALS	RPI 1-25	RPI 26-50	W-L RECORDS	RPI 51-100	RPI 101-150	RPI 150+				
19- 12	0- 7	1- 3	OVERALL	0- 1	7- 1	11- 0				
12- 4	0- 3	0- 0	HOME	0- 0	3- 1	9- 0				
5- 6	0- 3	1- 3	AWAY	0- 0	3- 0	1- 0				
2- 2	0- 1	0- 0	NEUTRAL	0- 1	1- 0	1- 0				
10- 3	0- 0	0- 2	NON-CONFERENCE	0- 1	2- 0	8- 0				
8- 0	0- 0	0- 0	HOME	0- 0	1- 0	7- 0				
1- 2	0- 0	0- 2	AWAY	0- 0	1- 0	0- 0				
1- 1	0- 0	0- 0	NEUTRAL	0- 1	0- 0	1- 0				
9- 9	0- 7	1- 1	CONFERENCE	0- 0	5- 1	3- 0				
4- 4	0- 3	0- 0	HOME	0- 0	2- 1	2- 0				
4- 4	0- 3	1- 1	AWAY	0- 0	2- 0	1- 0				
1- 1	0- 1	0- 0	NEUTRAL	0- 0	1- 0	0- 0				

RPI 1-25				RPI 26-50				RPI 51-100 Team's RPI: 70				RPI 101+			
RPI	S	Opponent	Score	RPI	S	Opponent	Score	RPI	S	Opponent	Score	RPI	S	Opponent	Score
1	A	Notre Dame	76 85	35	A	Georgia	66 78	91	N	UNI	58 61	111	H	Virginia	67 78
1	H	Notre Dame	42 54	46	A	Indiana	60 69					112	H	Samford	66 55
12	A	Syracuse	52 71	47	A	Duke	64 59					122	H	Boston College	62 56
14	H	Louisville	65 78	49	A	North Carolina St.	57 65					124	A	Virginia Tech	51 34
14	N	Louisville	50 60									131	A	Pittsburgh	66 60
15	A	Florida St.	69 75									132	A	IUPUI	60 50
25	H	Miami (FL)	55 58									144	H	Wake Forest	66 51
												144	N	Wake Forest	67 65
												153	H	North Carolina	80 73
												160	H	Alabama	70 58
												177	H	Loyola Chicago	84 77
												213	H	USC Upstate	87 46
												220	H	Alabama St.	80 54
												251	N	High Point	81 61
												252	A	Clemson	76 63
												252	H	Clemson	77 48
												278	H	Prairie View	96 48
												317	H	Southeastern La.	102 49
												335	H	St. Francis Brooklyn	89 51
LAST 12 Division I GAMES:															
		14 N Louisville	50 60			25 H Miami (FL)	55 58								
		144 N Wake Forest	67 65			12 A Syracuse	52 71								
		144 H Wake Forest	66 51			124 A Virginia Tech	51 34								
		131 A Pittsburgh	66 60			122 H Boston College	62 56								
		47 A Duke	64 59			1 H Notre Dame	42 54								
		252 H Clemson	77 48			252 A Clemson	76 63								

Non-Div I Games:

Georgia Tech

■ Loss,
 ■ Non-Conf,
 ■ S Site,
 ■ H Home
 ■ A Away
 N Neutral

Gonzaga

Through Games Of March 13, 2016

Average RPI Win:	194	WON-LOST	WINNING	LAST 10	STRENGTH OF	OPP. STRENGTH	TEAM	ADJ.	CONF.	ADJ CONF.
Average RPI Loss:	75	RECORD	PCT. RANK	GAMES	SCHEDULE	OF SCHEDULE	RPI	RPI	RPI	RPI
DIV. I ONLY	18- 13	127	4- 6	102	92	116	116	8	8	
DIV. I NON-CONF.	8- 4	99	0- 0	171	80	123	123	9	9	
TOTALS	RPI 1-25	RPI 26-50	W-L RECORDS	RPI 51-100	RPI 101-150	RPI 150+				
18- 13	2- 2	0- 0	OVERALL	3- 9	0- 0	13- 2				
13- 4	2- 1	0- 0	HOME	2- 3	0- 0	9- 0				
5- 7	0- 1	0- 0	AWAY	1- 5	0- 0	4- 1				
0- 2	0- 0	0- 0	NEUTRAL	0- 1	0- 0	0- 1				
8- 4	1- 1	0- 0	NON-CONFERENCE	1- 2	0- 0	6- 1				
6- 2	1- 1	0- 0	HOME	0- 1	0- 0	5- 0				
2- 1	0- 0	0- 0	AWAY	1- 1	0- 0	1- 0				
0- 1	0- 0	0- 0	NEUTRAL	0- 0	0- 0	0- 1				
10- 9	1- 1	0- 0	CONFERENCE	2- 7	0- 0	7- 1				
7- 2	1- 0	0- 0	HOME	2- 2	0- 0	4- 0				
3- 6	0- 1	0- 0	AWAY	0- 4	0- 0	3- 1				
0- 1	0- 0	0- 0	NEUTRAL	0- 1	0- 0	0- 0				

RPI 1-25				RPI 26-50				RPI 51-100				RPI 101+ Team's RPI: 116			
RPI	S	Opponent	Score	RPI	S	Opponent	Score	RPI	S	Opponent	Score	RPI	S	Opponent	Score
9	H	Stanford	48 65					53	A	St. Mary's (CA)	47 66	153	N	North Carolina	62 67
16	A	BYU	54 58					53	H	St. Mary's (CA)	68 69	162	H	Montana St.	65 52
16	H	BYU	73 55					56	H	Southern California	56 60	171	H	Eastern Wash.	78 56
22	H	West Virginia	62 57					63	A	Santa Clara	64 71	179	A	Pacific	83 84
								63	H	Santa Clara	53 44	179	H	Pacific	68 61
								63	N	Santa Clara	58 59	232	H	Grand Canyon	70 44
								72	A	San Francisco	52 71	244	A	Loyola Marymount	66 59
								72	H	San Francisco	68 47	244	H	Loyola Marymount	83 68
								82	A	San Diego	54 63	258	H	Wyoming	61 57
								82	H	San Diego	57 58	266	A	Pepperdine	74 57
								83	A	Dayton	57 47	266	H	Pepperdine	56 39
								96	A	Washington St.	48 55	292	A	Portland	71 63
												292	H	Portland	86 51
												295	A	Colgate	80 50
												341	H	Air Force	88 35
LAST 12 Division I GAMES:															
63	N	Santa Clara	58 59	266	H	Pepperdine	56 39								
16	H	BYU	73 55	244	H	Loyola Marymount	83 68								
82	H	San Diego	57 58	72	A	San Francisco	52 71								
179	A	Pacific	83 84	63	A	Santa Clara	64 71								
53	A	St. Mary's (CA)	47 66	179	H	Pacific	68 61								
292	H	Portland	86 51	53	H	St. Mary's (CA)	68 69								

Non-Div I Games:

Gonzaga

■ Loss,
 ■ Non-Conf,
 ■ S Site,
 ■ H Home
 ■ A Away
 N Neutral

Average RPI Win:	292	WON-LOST	WINNING	LAST 10	STRENGTH OF	OPP. STRENGTH	TEAM	ADJ.	CONF.	ADJ CONF.
Average RPI Loss:	168	RECORD	PCT. RANK	GAMES	SCHEDULE	OF SCHEDULE	RPI	RPI	RPI	RPI
DIV. I ONLY	15- 14	159	7- 3	255	336	182	182	31	31	
DIV. I NON-CONF.	1- 8	320	0- 0	48	76	208	208	31	31	
TOTALS	RPI 1-25	RPI 26-50	W-L RECORDS	RPI 51-100	RPI 101-150	RPI 150+				
15- 14	0- 3	0- 0	OVERALL	0- 0	1- 3	14- 8				
7- 2	0- 0	0- 0	HOME	0- 0	1- 0	6- 2				
7- 11	0- 0	0- 0	AWAY	0- 0	0- 2	7- 2				
1- 1	0- 0	0- 0	NEUTRAL	0- 0	0- 0	1- 1				
1- 8	0- 3	0- 0	NON-CONFERENCE	0- 0	0- 2	1- 3				
0- 0	0- 0	0- 0	HOME	0- 0	0- 0	0- 0				
1- 8	0- 3	0- 0	AWAY	0- 0	0- 2	1- 3				
0- 0	0- 0	0- 0	NEUTRAL	0- 0	0- 0	0- 0				
14- 6	0- 0	0- 0	CONFERENCE	0- 0	1- 1	13- 5				
7- 2	0- 0	0- 0	HOME	0- 0	1- 0	6- 2				
6- 3	0- 0	0- 0	AWAY	0- 0	0- 1	6- 2				
1- 1	0- 0	0- 0	NEUTRAL	0- 0	0- 0	1- 1				

RPI 1-25				RPI 26-50				RPI 51-100				RPI 101+ Team's RPI: 182			
RPI	S	Opponent	Score	RPI	S	Opponent	Score	RPI	S	Opponent	Score	RPI	S	Opponent	Score
2	A	Baylor	42 96									133	A	Northwestern St.	62 71
23	A	George Washington	58 85									141	A	Texas Tech	55 70
24	A	Mississippi St.	43 107									147	A	Southern U.	68 80
												147	H	Southern U.	65 52
												160	A	Alabama	57 72
												194	A	Tulsa	51 79
												219	A	William & Mary	55 74
												220	A	Alabama St.	60 69
												220	H	Alabama St.	89 69
												220 N		Alabama St.	50 64
												228	A	Texas Southern	49 46
												228	H	Texas Southern	50 62
												278	A	Prairie View	51 44
												278	H	Prairie View	69 66
												278 N		Prairie View	60 56
												297	A	Alcorn	85 76
												297	H	Alcorn	66 70
												308	A	Jackson St.	79 58
												308	H	Jackson St.	75 61
												310	A	Nicholls St.	69 65
												337	A	Ark.-Pine Bluff	68 83
												337	H	Ark.-Pine Bluff	67 49
												346	A	Alabama A&M	75 67
												346	H	Alabama A&M	75 56
												349	A	Mississippi Val.	65 52
												349	H	Mississippi Val.	79 55
LAST 12 Division I GAMES:															
				220 N		Alabama St.	50 64	308	H	Jackson St.	75 61				
				278 N		Prairie View	60 56	228	A	Texas Southern	49 46				
				220	A	Alabama St.	60 69	278	A	Prairie View	51 44				
				346	A	Alabama A&M	75 67	297	H	Alcorn	66 70				
				349	H	Mississippi Val.	79 55	147	H	Southern U.	65 52				
				337	H	Ark.-Pine Bluff	67 49	349	A	Mississippi Val.	65 52				

Non-Div I Games: Southern-N.O. 73 61 LSU-Alexandria 106 50

Grambling

Loss, Non-Conf, S Site, H Home A Away N Neutral

Grand Canyon

Through Games Of March 13, 2016

Average RPI Win: 269	WON-LOST	WINNING	LAST 10	STRENGTH OF	OPP. STRENGTH	TEAM	ADJ.	CONF.	ADJ CONF.
Average RPI Loss: 144	RECORD	PCT. RANK	GAMES	SCHEDULE	OF SCHEDULE	RPI	RPI	RPI	RPI
DIV. I ONLY	13- 14	185	6- 4	279	250	232	232	28	28
DIV. I NON-CONF.	5- 8	209	0- 0	223	185	233	233	25	25
TOTALS	RPI 1-25	RPI 26-50	W-L RECORDS	RPI 51-100	RPI 101-150	RPI 150+			
13- 14	0- 1	0- 0	OVERALL	0- 5	1- 2	12- 6			
5- 7	0- 0	0- 0	HOME	0- 2	1- 1	4- 4			
8- 3	0- 0	0- 0	AWAY	0- 0	0- 0	8- 0			
0- 4	0- 1	0- 0	NEUTRAL	0- 2	0- 0	0- 1			
5- 8	0- 1	0- 0	NON-CONFERENCE	0- 3	1- 2	4- 2			
2- 3	0- 0	0- 0	HOME	0- 1	1- 1	1- 1			
3- 1	0- 0	0- 0	AWAY	0- 0	0- 1	3- 0			
0- 4	0- 1	0- 0	NEUTRAL	0- 2	0- 0	0- 1			
8- 6	0- 0	0- 0	CONFERENCE	0- 2	0- 0	8- 4			
3- 4	0- 0	0- 0	HOME	0- 1	0- 0	3- 3			
5- 2	0- 0	0- 0	AWAY	0- 1	0- 0	5- 1			
0- 0	0- 0	0- 0	NEUTRAL	0- 0	0- 0	0- 0			

RPI 1-25			RPI 26-50			RPI 51-100			RPI 101+ Team's RPI: 232		
RPI	S	Opponent	Score	RPI	S	Opponent	Score	RPI	S	Opponent	Score
22	N	West Virginia	50 68					56	N	Southern California	44 75
								65	H	UC Riverside	67 85
								76	N	Abilene Christian	71 75
								93	A	New Mexico St.	58 60
								93	H	New Mexico St.	44 64
								105	H	Hawaii	41 74
								116	A	Gonzaga	44 70
								143	H	Oral Roberts	66 64
								180	A	UTRGV	28 52
								180	H	UTRGV	66 68
								185	H	Northern Colo.	69 59
								193	H	South Ala.	56 59
								204	A	Utah Valley	61 53
								204	H	Utah Valley	65 64
								216	A	CSU Bakersfield	61 51
								216	H	CSU Bakersfield	67 76
								272	A	Seattle	67 54
								272	H	Seattle	60 53
								305	A	UMKC	68 59
								305	H	UMKC	57 63
								313	N	Fairleigh Dickinson	68 74
								323	A	North Dakota St.	76 67
								336	A	UC Irvine	58 53
								341	A	Air Force	73 39
								345	A	Chicago St.	65 60
								345	H	Chicago St.	74 36
LAST 12 Division I GAMES:											
204	H	Utah Valley	65 64	93	H	New Mexico St.	44 64				
216	H	CSU Bakersfield	67 76	272	A	Seattle	67 54				
345	A	Chicago St.	65 60	216	A	CSU Bakersfield	61 51				
305	A	UMKC	68 59	305	H	UMKC	57 63				
272	H	Seattle	60 53	345	H	Chicago St.	74 36				
180	H	UTRGV	66 68	204	A	Utah Valley	61 53				

Non-Div I Games: Western St. 77 40 San Diego Christian 60 40 Arizona Christian 87 54

Grand Canyon

Loss, Non-Conf, S Site, H Home A Away N Neutral

Average RPI Win:	276	WON-LOST	WINNING	LAST 10	STRENGTH OF	OPP. STRENGTH	TEAM	ADJ.	CONF.	ADJ CONF.
Average RPI Loss:	155	RECORD	PCT. RANK	GAMES	SCHEDULE	OF SCHEDULE	RPI	RPI	RPI	RPI
DIV. I ONLY	14- 17	198	5- 5	202	304	207	207	32	32	
DIV. I NON-CONF.	2- 11	306	0- 0	9	67	158	158	30	30	
TOTALS	RPI 1-25	RPI 26-50	W-L RECORDS	RPI 51-100	RPI 101-150	RPI 150+				
14- 17	0- 2	0- 3	OVERALL	0- 3	1- 1	13- 8				
6- 5	0- 0	0- 1	HOME	0- 1	0- 0	6- 3				
5- 11	0- 2	0- 2	AWAY	0- 2	0- 1	5- 4				
3- 1	0- 0	0- 0	NEUTRAL	0- 0	1- 0	2- 1				
2- 11	0- 2	0- 3	NON-CONFERENCE	0- 3	1- 1	1- 2				
0- 3	0- 0	0- 1	HOME	0- 1	0- 0	0- 1				
0- 8	0- 2	0- 2	AWAY	0- 2	0- 1	0- 1				
2- 0	0- 0	0- 0	NEUTRAL	0- 0	1- 0	1- 0				
12- 6	0- 0	0- 0	CONFERENCE	0- 0	0- 0	12- 6				
6- 2	0- 0	0- 0	HOME	0- 0	0- 0	6- 2				
5- 3	0- 0	0- 0	AWAY	0- 0	0- 0	5- 3				
1- 1	0- 0	0- 0	NEUTRAL	0- 0	0- 0	1- 1				

RPI 1-25				RPI 26-50				RPI 51-100				RPI 101+ Team's RPI: 207			
RPI	S	Opponent	Score	RPI	S	Opponent	Score	RPI	S	Opponent	Score	RPI	S	Opponent	Score
4	A	South Carolina	48 86	31	H	James Madison	56 68	80	H	Drexel	36 57	136	A	Iowa St.	59 95
7	A	Texas	52 79	36	A	Princeton	55 79	85	A	Oregon	51 86	144	N	Wake Forest	47 42
				37	A	UTEP	54 78	96	A	Washington St.	61 68	190	A	Stetson	59 68
												195	A	N.C. A&T	55 52
												195	N	N.C. A&T	54 63
												212	H	Lehigh	56 63
												214	N	Rhode Island	59 54
												231	A	Coppin St.	64 68
												250	H	Bethune-Cookman	60 45
												257	A	Morgan St.	65 51
												257	H	Morgan St.	60 47
												280	A	UMES	76 55
												289	H	Florida A&M	59 66
												293	H	South Carolina St.	63 50
												296	H	Savannah St.	65 53
												324	A	Delaware St.	63 54
												324	H	Delaware St.	81 89
												327	A	Howard	77 83
												327	H	Howard	77 48
												327	N	Howard	64 58
												347	A	Norfolk St.	66 71
												347	H	Norfolk St.	73 62
												348	A	N.C. Central	76 42
LAST 12 Division I GAMES:															
				195	N	N.C. A&T	54 63	231	A	Coppin St.	64 68				
				327	N	Howard	64 58	257	H	Morgan St.	60 47				
				347	A	Norfolk St.	66 71	327	A	Howard	77 83				
				324	H	Delaware St.	81 89	280	A	UMES	76 55				
				327	H	Howard	77 48	347	H	Norfolk St.	73 62				
				324	A	Delaware St.	63 54	293	H	South Carolina St.	63 50				

Non-Div I Games:

Hampton

■ Loss,
■ Non-Conf,
■ S Site,
■ H Home
■ A Away
N Neutral

Average RPI Win:	256	WON-LOST	WINNING	LAST 10	STRENGTH OF	OPP. STRENGTH	TEAM	ADJ.	CONF.	ADJ CONF.
Average RPI Loss:	128	RECORD	PCT. RANK	GAMES	SCHEDULE	OF SCHEDULE	RPI	RPI	RPI	RPI
DIV. I ONLY	11- 19	248	3- 7	147	200	221	221	16	16	
DIV. I NON-CONF.	4- 9	245	0- 0	114	147	214	214	19	19	
TOTALS	RPI 1-25	RPI 26-50	W-L RECORDS	RPI 51-100	RPI 101-150	RPI 150+				
11- 19	0- 2	0- 2	OVERALL	0- 5	0- 1	11- 9				
7- 6	0- 1	0- 1	HOME	0- 1	0- 0	7- 3				
4- 12	0- 1	0- 1	AWAY	0- 4	0- 1	4- 5				
0- 1	0- 0	0- 0	NEUTRAL	0- 0	0- 0	0- 1				
4- 9	0- 2	0- 0	NON-CONFERENCE	0- 3	0- 1	4- 3				
3- 2	0- 1	0- 0	HOME	0- 0	0- 0	3- 1				
1- 7	0- 1	0- 0	AWAY	0- 3	0- 1	1- 2				
0- 0	0- 0	0- 0	NEUTRAL	0- 0	0- 0	0- 0				
7- 10	0- 0	0- 2	CONFERENCE	0- 2	0- 0	7- 6				
4- 4	0- 0	0- 1	HOME	0- 1	0- 0	4- 2				
3- 5	0- 0	0- 1	AWAY	0- 1	0- 0	3- 3				
0- 1	0- 0	0- 0	NEUTRAL	0- 0	0- 0	0- 1				

RPI 1-25				RPI 26-50				RPI 51-100				RPI 101+ Team's RPI: 221			
RPI	S	Opponent	Score	RPI	S	Opponent	Score	RPI	S	Opponent	Score	RPI	S	Opponent	Score
11	H	Arizona St.	29 60	44	A	Albany (NY)	39 84	60	A	Maine	43 61	122	A	Boston College	28 62
23	A	George Washington	51 82	44	H	Albany (NY)	41 78	60	H	Maine	44 50	158	A	Stony Brook	35 58
								71	A	FGCU	44 64	158	H	Stony Brook	42 45
								78	A	Michigan	47 83	158	N	Stony Brook	42 60
								87	A	Quinnipiac	69 71	169	H	Cornell	53 50
												187	A	UMBC	51 58
												187	H	UMBC	65 57
												201	A	Sacred Heart	68 67
												217	H	Dartmouth	36 43
												223	A	Binghamton	41 39
												223	H	Binghamton	47 53
												224	A	Massachusetts	57 63
												235	A	New Hampshire	42 53
												235	H	New Hampshire	48 44
												265	A	Providence	50 69
												276	H	Central Conn. St.	49 41
												277	A	Vermont	51 47
												277	H	Vermont	52 50
												319	A	UMass Lowell	75 70
												319	H	UMass Lowell	72 59
												329	H	Lafayette	55 50
LAST 12 Division I GAMES:															
158	N	Stony Brook	42 60	223	A	Binghamton	41 39								
44	A	Albany (NY)	39 84	158	H	Stony Brook	42 45								
60	H	Maine	44 50	319	A	UMass Lowell	75 70								
235	A	New Hampshire	42 53	44	H	Albany (NY)	41 78								
187	A	UMBC	51 58	60	A	Maine	43 61								
277	H	Vermont	52 50	235	H	New Hampshire	48 44								

Non-Div I Games:

Hartford

■ Loss,
 ■ Non-Conf, S Site,
 ■ Home
 ■ Away
 N Neutral

Average RPI Win:	200	WON-LOST	WINNING	LAST 10	STRENGTH OF	OPP. STRENGTH	TEAM	ADJ.	CONF.	ADJ CONF.
Average RPI Loss:	92	RECORD	PCT. RANK	GAMES	SCHEDULE	OF SCHEDULE	RPI	RPI	RPI	RPI
DIV. I ONLY	14- 13	158	6- 4	59	148	97	97	10	10	
DIV. I NON-CONF.	5- 8	209	0- 0	85	158	151	151	12	12	
TOTALS	RPI 1-25	RPI 26-50	W-L RECORDS	RPI 51-100	RPI 101-150	RPI 150+				
14- 13	0- 1	0- 5	OVERALL	0- 3	2- 0	12- 4				
6- 5	0- 0	0- 2	HOME	0- 2	0- 0	6- 1				
7- 8	0- 1	0- 3	AWAY	0- 1	1- 0	6- 3				
1- 0	0- 0	0- 0	NEUTRAL	0- 0	1- 0	0- 0				
5- 8	0- 1	0- 1	NON-CONFERENCE	0- 3	2- 0	3- 3				
2- 2	0- 0	0- 0	HOME	0- 2	0- 0	2- 0				
2- 6	0- 1	0- 1	AWAY	0- 1	1- 0	1- 3				
1- 0	0- 0	0- 0	NEUTRAL	0- 0	1- 0	0- 0				
9- 5	0- 0	0- 4	CONFERENCE	0- 0	0- 0	9- 1				
4- 3	0- 0	0- 2	HOME	0- 0	0- 0	4- 1				
5- 2	0- 0	0- 2	AWAY	0- 0	0- 0	5- 0				
0- 0	0- 0	0- 0	NEUTRAL	0- 0	0- 0	0- 0				

RPI 1-25				RPI 26-50				RPI 51-100				Team's RPI: 97		RPI 101+			
RPI	S	Opponent	Score	RPI	S	Opponent	Score	RPI	S	Opponent	Score			RPI	S	Opponent	Score
21	A	South Fla.	59 86	27	A	Penn	46 62	60	H	Maine	53 64			112	A	Samford	60 54
				27	H	Penn	48 68	71	A	FGCU	65 74			117	N	Toledo	76 70
				36	A	Princeton	69 79	86	H	Eastern Mich.	81 85			157	A	Yale	72 69
				36	H	Princeton	83 92							157	H	Yale	65 63
				40	A	Chattanooga	58 62							158	A	Stony Brook	63 64
														169	A	Cornell	65 56
														169	H	Cornell	68 63
														199	A	Fairfield	50 67
														206	A	Brown	87 79
														206	H	Brown	92 79
														214	A	Rhode Island	52 56
														217	A	Dartmouth	56 43
														217	H	Dartmouth	64 70
														224	H	Massachusetts	67 65
														225	A	Rice	67 61
														247	A	Columbia	69 66
														247	H	Columbia	84 54
														344	H	Boston U.	73 55
LAST 12 Division I GAMES:																	
				27	A	Penn	46 62	157	A	Yale	72 69						
				36	A	Princeton	69 79	206	A	Brown	87 79						
				206	H	Brown	92 79	36	H	Princeton	83 92						
				157	H	Yale	65 63	27	H	Penn	48 68						
				169	H	Cornell	68 63	247	A	Columbia	69 66						
				247	H	Columbia	84 54	169	A	Cornell	65 56						

Non-Div I Games:

Harvard

■ Loss,
 ■ Non-Conf, S Site,
 ■ Home
 ■ Away
 N Neutral

Average RPI Win: 233	WON-LOST	WINNING	LAST 10	STRENGTH OF	OPP. STRENGTH	TEAM	ADJ.	CONF.	ADJ CONF.
Average RPI Loss: 77	RECORD	PCT. RANK	GAMES	SCHEDULE	OF SCHEDULE	RPI	RPI	RPI	RPI
DIV. I ONLY	21- 10	75	9- 1	150	188	105	105	22	22
DIV. I NON-CONF.	7- 6	156	0- 0	68	28	114	114	21	21
TOTALS	RPI 1-25	RPI 26-50	W-L RECORDS	RPI 51-100	RPI 101-150	RPI 150+			
21- 10	0- 4	0- 1	OVERALL	0- 3	3- 0	18- 2			
9- 5	0- 2	0- 1	HOME	0- 2	1- 0	8- 0			
10- 3	0- 0	0- 0	AWAY	0- 1	1- 0	9- 2			
2- 2	0- 2	0- 0	NEUTRAL	0- 0	1- 0	1- 0			
7- 6	0- 4	0- 1	NON-CONFERENCE	0- 1	0- 0	7- 0			
2- 4	0- 2	0- 1	HOME	0- 1	0- 0	2- 0			
5- 0	0- 0	0- 0	AWAY	0- 0	0- 0	5- 0			
0- 2	0- 2	0- 0	NEUTRAL	0- 0	0- 0	0- 0			
14- 4	0- 0	0- 0	CONFERENCE	0- 2	3- 0	11- 2			
7- 1	0- 0	0- 0	HOME	0- 1	1- 0	6- 0			
5- 3	0- 0	0- 0	AWAY	0- 1	1- 0	4- 2			
2- 0	0- 0	0- 0	NEUTRAL	0- 0	1- 0	1- 0			

RPI 1-25				RPI 26-50				RPI 51-100				RPI 101+ Team's RPI: 105			
RPI	S	Opponent	Score	RPI	S	Opponent	Score	RPI	S	Opponent	Score	RPI	S	Opponent	Score
4	H	South Carolina	51 67	27	H	Penn	54 64	65	A	UC Riverside	77 81	135	A	Long Beach St.	67 55
11	H	Arizona St.	49 75					65	H	UC Riverside	74 77	135	H	Long Beach St.	60 42
16	N	BYU	56 67					96	H	Washington St.	52 62	135	N	Long Beach St.	76 60
19	N	Texas A&M	41 82									166	A	UC Davis	58 60
												166	H	UC Davis	70 50
												166	N	UC Davis	78 59
												172	A	Sacramento St.	74 72
												191	A	Cal Poly	64 58
												191	H	Cal Poly	68 47
												200	A	San Jose St.	76 73
												216	A	CSU Bakersfield	65 55
												216	H	CSU Bakersfield	74 60
												232	A	Grand Canyon	74 41
												244	H	Loyola Marymount	65 51
												267	A	UC Santa Barbara	63 62
												267	H	UC Santa Barbara	59 45
												301	A	CSUN	60 63
												301	H	CSUN	77 50
												309	A	Northern Ariz.	61 52
												336	A	UC Irvine	83 65
												336	H	UC Irvine	59 35
												339	A	Cal St. Fullerton	70 50
												339	H	Cal St. Fullerton	62 53
LAST 12 Division I GAMES:															
		166	N	UC Davis	78	59			166	H	UC Davis	70	50		
		135	N	Long Beach St.	76	60			135	H	Long Beach St.	60	42		
		191	H	Cal Poly	68	47			267	A	UC Santa Barbara	63	62		
		267	H	UC Santa Barbara	59	45			191	A	Cal Poly	64	58		
		65	A	UC Riverside	77	81			336	H	UC Irvine	59	35		
		339	A	Cal St. Fullerton	70	50			339	H	Cal St. Fullerton	62	53		

Non-Div I Games:

Hawaii

■ Loss,
■ Non-Conf,
■ S Site,
■ Home
■ Away
N Neutral

Average RPI Win:	271	WON-LOST	WINNING	LAST 10	STRENGTH OF	OPP. STRENGTH	TEAM	ADJ.	CONF.	ADJ CONF.
Average RPI Loss:	160	RECORD	PCT. RANK	GAMES	SCHEDULE	OF SCHEDULE	RPI	RPI	RPI	RPI
DIV. I ONLY	11- 19	248	4- 6	213	253	251	251	25	25	
DIV. I NON-CONF.	0- 8	338	0- 0	82	26	288	288	29	29	
TOTALS	RPI 1-25	RPI 26-50	W-L RECORDS	RPI 51-100	RPI 101-150	RPI 150+				
11- 19	0- 1	0- 1	OVERALL	0- 3	0- 4	11- 10				
5- 7	0- 0	0- 0	HOME	0- 1	0- 2	5- 4				
5- 9	0- 1	0- 1	AWAY	0- 1	0- 2	5- 4				
1- 3	0- 0	0- 0	NEUTRAL	0- 1	0- 0	1- 2				
0- 8	0- 1	0- 1	NON-CONFERENCE	0- 3	0- 0	0- 3				
0- 2	0- 0	0- 0	HOME	0- 1	0- 0	0- 1				
0- 4	0- 1	0- 1	AWAY	0- 1	0- 0	0- 1				
0- 2	0- 0	0- 0	NEUTRAL	0- 1	0- 0	0- 1				
11- 11	0- 0	0- 0	CONFERENCE	0- 0	0- 4	11- 7				
5- 5	0- 0	0- 0	HOME	0- 0	0- 2	5- 3				
5- 5	0- 0	0- 0	AWAY	0- 0	0- 2	5- 3				
1- 1	0- 0	0- 0	NEUTRAL	0- 0	0- 0	1- 1				

RPI 1-25				RPI 26-50				RPI 51-100				RPI 101+				Team's RPI: 251	
RPI	S	Opponent	Score	RPI	S	Opponent	Score	RPI	S	Opponent	Score	RPI	S	Opponent	Score		
8	A	Maryland	50 105	49	A	North Carolina St.	48 89	68	H	VCU	39 69	120	A	UNC Asheville	64 85		
								70	N	Georgia Tech	61 81	120	H	UNC Asheville	81 82		
								92	A	Elon	69 80	121	A	Liberty	43 56		
												121	H	Liberty	68 73		
												155	N	UAB	46 56		
												176	A	Radford	56 54		
												176	H	Radford	71 66		
												176	N	Radford	57 72		
												186	A	Presbyterian	70 82		
												186	H	Presbyterian	61 47		
												189	H	Davidson	60 62		
												215	A	Gardner-Webb	70 82		
												215	H	Gardner-Webb	72 79		
												253	A	Campbell	69 55		
												253	H	Campbell	65 68		
												287	A	Coastal Caro.	53 79		
												287	H	Coastal Caro.	53 52		
												288	A	Charleston So.	78 72		
												288	H	Charleston So.	62 64		
												311	A	UNCG	72 82		
												314	A	Longwood	89 70		
												314	H	Longwood	79 68		
												328	A	Winthrop	74 67		
												328	H	Winthrop	80 60		
												328	N	Winthrop	73 55		
LAST 12 Division I GAMES:																	
				176	N	Radford	57 72	328	H	Winthrop	80 60						
				328	N	Winthrop	73 55	314	A	Longwood	89 70						
				120	A	UNC Asheville	64 85	215	H	Gardner-Webb	72 79						
				253	H	Campbell	65 68	287	A	Coastal Caro.	53 79						
				288	A	Charleston So.	78 72	186	H	Presbyterian	61 47						
				121	H	Liberty	68 73	121	A	Liberty	43 56						

Non-Div I Games: Greensboro 82 49

High Point

■ Loss,
 ■ Non-Conf,
 ■ S Site,
 ■ Home
 ■ A Away
 N Neutral

Average RPI Win:	204	WON-LOST	WINNING	LAST 10	STRENGTH OF	OPP. STRENGTH	TEAM	ADJ.	CONF.	ADJ CONF.
Average RPI Loss:	96	RECORD	PCT. RANK	GAMES	SCHEDULE	OF SCHEDULE	RPI	RPI	RPI	RPI
DIV. I ONLY	22- 8	53	6- 4	173	139	75	75	12	12	
DIV. I NON-CONF.	9- 2	37	0- 0	184	205	59	59	10	10	
TOTALS	RPI 1-25	RPI 26-50	W-L RECORDS	RPI 51-100	RPI 101-150	RPI 150+				
22- 8	0- 1	0- 2	OVERALL	2- 2	2- 0	18- 3				
12- 1	0- 0	0- 1	HOME	2- 0	2- 0	8- 0				
9- 5	0- 0	0- 1	AWAY	0- 2	0- 0	9- 2				
1- 2	0- 1	0- 0	NEUTRAL	0- 0	0- 0	1- 1				
9- 2	0- 1	0- 0	NON-CONFERENCE	0- 0	2- 0	7- 1				
4- 0	0- 0	0- 0	HOME	0- 0	2- 0	2- 0				
4- 1	0- 0	0- 0	AWAY	0- 0	0- 0	4- 1				
1- 1	0- 1	0- 0	NEUTRAL	0- 0	0- 0	1- 0				
13- 6	0- 0	0- 2	CONFERENCE	2- 2	0- 0	11- 2				
8- 1	0- 0	0- 1	HOME	2- 0	0- 0	6- 0				
5- 4	0- 0	0- 1	AWAY	0- 2	0- 0	5- 1				
0- 1	0- 0	0- 0	NEUTRAL	0- 0	0- 0	0- 1				

RPI 1-25				RPI 26-50				RPI 51-100				Team's RPI: 75		RPI 101+			
RPI	S	Opponent	Score	RPI	S	Opponent	Score	RPI	S	Opponent	Score			RPI	S	Opponent	Score
5	N	Oregon St.	50 73	31	A	James Madison	42 57	80	A	Drexel	64 67			106	H	Buffalo	79 36
				31	H	James Madison	54 71	80	H	Drexel	61 54			118	H	Saint Joseph's	75 62
								92	A	Elon	60 61			151	A	Northeastern	71 64
								92	H	Elon	59 49			151	H	Northeastern	75 50
														151	N	Northeastern	54 65
														152	A	Delaware	47 54
														152	H	Delaware	58 49
														158	H	Stony Brook	71 66
														161	A	Marist	71 67
														199	A	Fairfield	67 53
														219	A	William & Mary	61 53
														219	H	William & Mary	75 45
														224	A	Massachusetts	56 57
														226	A	Col. of Charleston	62 58
														226	H	Col. of Charleston	66 54
														236	H	Navy	65 63
														273	A	American	60 51
														274	A	UNCW	68 64
														274	H	UNCW	62 38
														286	A	Towson	74 56
														286	H	Towson	64 60
														287	N	Coastal Caro.	82 40
														324	A	Delaware St.	66 49
LAST 12 Division I GAMES:																	
				151	N	Northeastern	54 65	31	A	James Madison	42 57						
				151	A	Northeastern	71 64	219	A	William & Mary	61 53						
				226	H	Col. of Charleston	66 54	286	A	Towson	74 56						
				80	H	Drexel	61 54	31	H	James Madison	54 71						
				152	A	Delaware	47 54	92	H	Elon	59 49						
				274	H	UNCW	62 38	80	A	Drexel	64 67						

Non-Div I Games:

Hofstra

■ Loss,
■ Non-Conf,
■ S Site,
■ Home
■ A Away
N Neutral

Holy Cross

Through Games Of March 13, 2016

Average RPI Win:	284	WON-LOST	WINNING	LAST 10	STRENGTH OF	OPP. STRENGTH	TEAM	ADJ.	CONF.	ADJ CONF.
Average RPI Loss:	163	RECORD	PCT. RANK	GAMES	SCHEDULE	OF SCHEDULE	RPI	RPI	RPI	RPI
DIV. I ONLY	13- 17	209	5- 5	289	268	254	254	26	26	
DIV. I NON-CONF.	3- 8	258	0- 0	295	193	318	318	27	27	
TOTALS	RPI 1-25	RPI 26-50	W-L RECORDS	RPI 51-100	RPI 101-150	RPI 150+				
13- 17	0- 0	0- 0	OVERALL	0- 5	0- 3	13- 9				
9- 5	0- 0	0- 0	HOME	0- 2	0- 0	9- 3				
4- 12	0- 0	0- 0	AWAY	0- 3	0- 3	4- 6				
0- 0	0- 0	0- 0	NEUTRAL	0- 0	0- 0	0- 0				
3- 8	0- 0	0- 0	NON-CONFERENCE	0- 1	0- 3	3- 4				
3- 2	0- 0	0- 0	HOME	0- 0	0- 0	3- 2				
0- 6	0- 0	0- 0	AWAY	0- 1	0- 3	0- 2				
0- 0	0- 0	0- 0	NEUTRAL	0- 0	0- 0	0- 0				
10- 9	0- 0	0- 0	CONFERENCE	0- 4	0- 0	10- 5				
6- 3	0- 0	0- 0	HOME	0- 2	0- 0	6- 1				
4- 6	0- 0	0- 0	AWAY	0- 2	0- 0	4- 4				
0- 0	0- 0	0- 0	NEUTRAL	0- 0	0- 0	0- 0				

RPI S	Opponent	Score	RPI S	Opponent	Score	RPI S	Opponent	Score	RPI S	Opponent	Score	Team's RPI: 254
						61	A Army West Point	58 77	122	A Boston College	51 60	
						61	H Army West Point	49 80	131	A Pittsburgh	50 56	
						87	A Quinnipiac	61 74	138	A Penn St.	82 86	
						98	A Bucknell	64 74	157	A Yale	59 69	
						98	H Bucknell	51 58	203	A Loyola Maryland	45 58	
									203	H Loyola Maryland	49 59	
									212	A Lehigh	48 64	
									212	A Lehigh	58 61	
									212	H Lehigh	77 71	
									217	H Dartmouth	54 60	
									224	H Massachusetts	60 74	
									236	A Navy	49 50	
									236	H Navy	57 49	
									237	H Bryant	65 64	
									248	H Manhattan	58 44	
									273	A American	59 50	
									273	H American	59 54	
									277	H Vermont	77 63	
									295	A Colgate	80 71	
									295	H Colgate	70 61	
									319	A UMass Lowell	67 75	
									329	A Lafayette	57 54	
									329	H Lafayette	66 49	
									344	A Boston U.	60 41	
									344	H Boston U.	74 50	
LAST 12 Division I GAMES:												
			212	A Lehigh	48 64		212	H Lehigh	77 71			
			203	A Loyola Maryland	45 58		329	A Lafayette	57 54			
			344	H Boston U.	74 50		98	A Bucknell	64 74			
			203	H Loyola Maryland	49 59		295	H Colgate	70 61			
			273	A American	59 50		236	A Navy	49 50			
			61	H Army West Point	49 80		273	H American	59 54			

Non-Div I Games:

Holy Cross

■ Loss,
 ■ Non-Conf,
 ■ S Site,
 ■ H Home
 ■ A Away
 N Neutral

Average RPI Win: 246	WON-LOST	WINNING	LAST 10	STRENGTH OF	OPP. STRENGTH	TEAM	ADJ.	CONF.	ADJ CONF.
Average RPI Loss: 138	RECORD	PCT. RANK	GAMES	SCHEDULE	OF SCHEDULE	RPI	RPI	RPI	RPI
DIV. I ONLY	6- 24	314	2- 8	205	104	285	285	9	9
DIV. I NON-CONF.	4- 7	222	0- 0	152	256	210	210	7	7
TOTALS	RPI 1-25	RPI 26-50	W-L RECORDS	RPI 51-100	RPI 101-150	RPI 150+			
6- 24	0- 3	0- 0	OVERALL	0- 6	1- 5	5- 10			
2- 11	0- 1	0- 0	HOME	0- 2	1- 3	1- 5			
4- 9	0- 1	0- 0	AWAY	0- 2	0- 2	4- 4			
0- 4	0- 1	0- 0	NEUTRAL	0- 2	0- 0	0- 1			
4- 7	0- 1	0- 0	NON-CONFERENCE	0- 2	1- 1	3- 3			
1- 3	0- 0	0- 0	HOME	0- 0	1- 1	0- 2			
3- 1	0- 0	0- 0	AWAY	0- 0	0- 0	3- 1			
0- 3	0- 1	0- 0	NEUTRAL	0- 2	0- 0	0- 0			
2- 17	0- 2	0- 0	CONFERENCE	0- 4	0- 4	2- 7			
1- 8	0- 1	0- 0	HOME	0- 2	0- 2	1- 3			
1- 8	0- 1	0- 0	AWAY	0- 2	0- 2	1- 3			
0- 1	0- 0	0- 0	NEUTRAL	0- 0	0- 0	0- 1			

RPI 1-25				RPI 26-50				RPI 51-100				RPI 101+ Team's RPI: 285			
RPI	S	Opponent	Score	RPI	S	Opponent	Score	RPI	S	Opponent	Score	RPI	S	Opponent	Score
3	H	UConn	37 76					58	N	Iowa	50 64	113	A	Memphis	57 74
21	A	South Fla.	49 73					69	A	Temple	48 78	113	H	Memphis	64 77
23	N	George Washington	78 82					69	H	Temple	66 75	135	H	Long Beach St.	41 47
								74	A	Tulane	48 70	137	H	La.-Lafayette	52 51
								74	H	Tulane	56 59	148	A	East Carolina	70 76
								100	N	Wright St.	61 75	148	H	East Carolina	59 68
												180	H	UTRGV	45 55
												194	A	Tulsa	28 44
												194	H	Tulsa	62 79
												194	N	Tulsa	38 76
												196	A	SMU	63 54
												196	H	SMU	48 50
												211	H	UNLV	60 63
												225	A	Rice	62 59
												226	A	Col. of Charleston	48 55
												243	A	Cincinnati	50 56
												243	H	Cincinnati	61 67
												275	A	UCF	62 65
												275	H	UCF	64 55
												312	A	A&M-Corpus Christi	76 73
												331	A	Incarinate Word	67 51
LAST 12 Division I GAMES:															
194	N	Tulsa	38 76	69	A	Temple	48 78								
113	H	Memphis	64 77	194	A	Tulsa	28 44								
196	A	SMU	63 54	74	H	Tulane	56 59								
275	A	UCF	62 65	275	H	UCF	64 55								
243	H	Cincinnati	61 67	243	A	Cincinnati	50 56								
148	H	East Carolina	59 68	21	A	South Fla.	49 73								

Non-Div I Games:

Houston

 Loss,
 Non-Conf,
 S Site,
 Home
 Away
 N Neutral

Average RPI Win: 291		WON-LOST	WINNING	LAST 10	STRENGTH OF	OPP. STRENGTH	TEAM	ADJ.	CONF.	ADJ CONF.
Average RPI Loss: 172		RECORD	PCT. RANK	GAMES	SCHEDULE	OF SCHEDULE	RPI	RPI	RPI	RPI
DIV. I ONLY		11- 15	218	5- 5	290	302	261	261	27	27
DIV. I NON-CONF.		2- 5	253	0- 0	155	302	226	226	26	26
TOTALS	RPI 1-25	RPI 26-50		W-L RECORDS		RPI 51-100	RPI 101-150	RPI 150+		
11- 15	0- 0	0- 1		OVERALL		0- 3	0- 2	11- 9		
6- 5	0- 0	0- 0		HOME		0- 1	0- 1	6- 3		
4- 9	0- 0	0- 1		AWAY		0- 2	0- 1	4- 5		
1- 1	0- 0	0- 0		NEUTRAL		0- 0	0- 0	1- 1		
2- 5	0- 0	0- 1		NON-CONFERENCE		0- 0	0- 0	2- 4		
0- 2	0- 0	0- 0		HOME		0- 0	0- 0	0- 2		
1- 3	0- 0	0- 1		AWAY		0- 0	0- 0	1- 2		
1- 0	0- 0	0- 0		NEUTRAL		0- 0	0- 0	1- 0		
9- 10	0- 0	0- 0		CONFERENCE		0- 3	0- 2	9- 5		
6- 3	0- 0	0- 0		HOME		0- 1	0- 1	6- 1		
3- 6	0- 0	0- 0		AWAY		0- 2	0- 1	3- 3		
0- 1	0- 0	0- 0		NEUTRAL		0- 0	0- 0	0- 1		

RPI 1-25				RPI 26-50				RPI 51-100				RPI 101+				Team's RPI: 261	
RPI	S	Opponent	Score	RPI	S	Opponent	Score	RPI	S	Opponent	Score	RPI	S	Opponent	Score		
				37	A	UTEP	63 98	76	A	Abilene Christian	60 77	133	A	Northwestern St.	44 55		
								76	H	Abilene Christian	55 76	145	H	McNeese St.	64 71		
								90	A	Central Ark.	44 45	156	H	UT Arlington	40 64		
												165	A	New Mexico	57 65		
												205	A	Sam Houston St.	70 78		
												205	H	Sam Houston St.	67 63		
												210	A	SFA	54 66		
												210	H	SFA	50 64		
												228	A	Texas Southern	77 65		
												241	N	Omaha	64 51		
												246	H	Texas St.	66 71		
												268	A	UTSA	50 79		
												282	A	Lamar	70 77		
												282	H	Lamar	77 66		
												282	N	Lamar	95 98		
												310	H	Nicholls St.	80 71		
												312	A	A&M-Corpus Christi	73 59		
												312	H	A&M-Corpus Christi	55 51		
												317	H	Southeastern La.	64 56		
												331	A	Incarnate Word	62 61		
												331	H	Incarnate Word	64 46		
												332	A	New Orleans	71 51		
LAST 12 Division I GAMES:																	
				282	N	Lamar	95 98	205	A	Sam Houston St.	70 78						
				331	H	Incarnate Word	64 46	282	H	Lamar	77 66						
				312	H	A&M-Corpus Christi	55 51	210	H	SFA	50 64						
				210	A	SFA	54 66	312	A	A&M-Corpus Christi	73 59						
				76	H	Abilene Christian	55 76	205	H	Sam Houston St.	67 63						
				331	A	Incarnate Word	62 61	76	A	Abilene Christian	60 77						

Non-Div I Games:	Trinity (TX)	60	46	Huston-Tillotson	96	65	Paul Quinn	95	42
------------------	--------------	----	----	------------------	----	----	------------	----	----

Houston Baptist

Loss, Non-Conf, S Site, H Home A Away N Neutral

Average RPI Win:	271	WON-LOST	WINNING	LAST 10	STRENGTH OF	OPP. STRENGTH	TEAM	ADJ.	CONF.	ADJ CONF.
Average RPI Loss:	219	RECORD	PCT. RANK	GAMES	SCHEDULE	OF SCHEDULE	RPI	RPI	RPI	RPI
DIV. I ONLY	7- 24	307	4- 6	329	315	327	327	32	32	
DIV. I NON-CONF.	2- 11	306	0- 0	217	166	293	293	30	30	
TOTALS	RPI 1-25	RPI 26-50	W-L RECORDS	RPI 51-100	RPI 101-150	RPI 150+				
7- 24	0- 2	0- 0	OVERALL	0- 0	0- 4	7- 18				
2- 10	0- 0	0- 0	HOME	0- 0	0- 1	2- 9				
4- 12	0- 1	0- 0	AWAY	0- 0	0- 2	4- 8				
1- 2	0- 0	0- 0	NEUTRAL	0- 0	0- 1	1- 1				
2- 11	0- 2	0- 0	NON-CONFERENCE	0- 0	0- 4	2- 5				
1- 3	0- 0	0- 0	HOME	0- 0	0- 1	1- 2				
1- 7	0- 2	0- 0	AWAY	0- 0	0- 2	1- 3				
0- 1	0- 0	0- 0	NEUTRAL	0- 0	0- 1	0- 0				
5- 13	0- 0	0- 0	CONFERENCE	0- 0	0- 0	5- 13				
1- 7	0- 0	0- 0	HOME	0- 0	0- 0	1- 7				
3- 5	0- 0	0- 0	AWAY	0- 0	0- 0	3- 5				
1- 1	0- 0	0- 0	NEUTRAL	0- 0	0- 0	1- 1				

RPI	S	Opponent	Score	RPI	S	Opponent	Score	RPI	S	Opponent	Score	RPI	S	Opponent	Score	Team's RPI: 327
12	A	Syracuse	48 97									104	A	Northwestern	49 89	
18	A	Duquesne	62 86									114	N	Mercer	53 70	
												127	A	Arizona	28 65	
												129	H	Old Dominion	64 83	
												168	A	Xavier	47 70	
												169	H	Cornell	76 74	
												195	A	N.C. A&T	70 88	
												207	A	Hampton	48 77	
												207	H	Hampton	83 77	
												207	N	Hampton	58 64	
												231	A	Coppin St.	71 69	
												231	H	Coppin St.	67 83	
												249	A	Ill.-Chicago	48 75	
												250	H	Bethune-Cookman	77 81	
												257	A	Morgan St.	66 78	
												271	A	Georgia St.	58 65	
												280	A	UMES	59 62	
												280	H	UMES	57 79	
												280	N	UMES	68 51	
												281	H	La Salle	68 71	
												289	H	Florida A&M	53 64	
												293	H	South Carolina St.	63 65	
												296	H	Savannah St.	64 69	
												316	A	Mt. St. Mary's	62 49	
												322	H	LIU Brooklyn	72 89	
												324	A	Delaware St.	86 87	
LAST 12 Division I GAMES:																

Non-Div I Games:

Howard

■ Loss,
 ■ Non-Conf,
 ■ S Site,
 ■ Home
 ■ A Away
 N Neutral

H
o
w
a
r
d

RPI S Opponent Score

Through Games Of March 13, 2016

RPI	S	Opponent	Score
347	A	Norfolk St.	64 63
347	H	Norfolk St.	108 110
348	A	N.C. Central	68 61

H
o
w
a
r
d

Howard

Average RPI Win:	286	WON-LOST	WINNING	LAST 10	STRENGTH OF	OPP. STRENGTH	TEAM	ADJ.	CONF.	ADJ CONF.
Average RPI Loss:	156	RECORD	PCT. RANK	GAMES	SCHEDULE	OF SCHEDULE	RPI	RPI	RPI	RPI
DIV. I ONLY	5- 23	318	3- 7	168	232	315	315	18	18	
DIV. I NON-CONF.	2- 9	296	0- 0	188	290	304	304	18	18	
TOTALS	RPI 1-25	RPI 26-50	W-L RECORDS	RPI 51-100	RPI 101-150	RPI 150+				
5- 23	0- 0	0- 4	OVERALL	0- 3	1- 6	4- 10				
5- 8	0- 0	0- 2	HOME	0- 1	1- 2	4- 3				
0- 14	0- 0	0- 1	AWAY	0- 2	0- 4	0- 7				
0- 1	0- 0	0- 1	NEUTRAL	0- 0	0- 0	0- 0				
2- 9	0- 0	0- 1	NON-CONFERENCE	0- 1	0- 3	2- 4				
2- 3	0- 0	0- 1	HOME	0- 0	0- 1	2- 1				
0- 6	0- 0	0- 0	AWAY	0- 1	0- 2	0- 3				
0- 0	0- 0	0- 0	NEUTRAL	0- 0	0- 0	0- 0				
3- 14	0- 0	0- 3	CONFERENCE	0- 2	1- 3	2- 6				
3- 5	0- 0	0- 1	HOME	0- 1	1- 1	2- 2				
0- 8	0- 0	0- 1	AWAY	0- 1	0- 2	0- 4				
0- 1	0- 0	0- 1	NEUTRAL	0- 0	0- 0	0- 0				

RPI 1-25			RPI 26-50			RPI 51-100			RPI 101+ Team's RPI: 315		
RPI	S	Opponent	Score	RPI	S	Opponent	Score	RPI	S	Opponent	Score
				46	H	Indiana	72 79	51	A	Ohio	52 79
				50	A	South Dakota St.	64 92	62	A	South Dakota	60 92
				50	H	South Dakota St.	42 61	62	H	South Dakota	63 90
				50	N	South Dakota St.	60 80				

Non-Div I Games: Trine 82 62 Grace (IN) 91 39

IPFW

Loss, Non-Conf, S Site, H Home A Away N Neutral

RPI 1-25				RPI 26-50				RPI 51-100				RPI 101+				Team's RPI: 132	
RPI	S	Opponent	Score	RPI	S	Opponent	Score	RPI	S	Opponent	Score	RPI	S	Opponent	Score		
14	A	Louisville	61 70	50	A	South Dakota St.	66 68	62	A	South Dakota	59 65	143	A	Oral Roberts	57 54		
				50	H	South Dakota St.	63 60	62	H	South Dakota	63 74	143	H	Oral Roberts	47 52		
								68	H	VCU	70 69	149	A	SIUE	85 67		
								70	H	Georgia Tech	50 60	210	N	SFA	62 55		
								77	H	Belmont	62 59	229	H	Indiana St.	68 43		
								99	A	Marquette	60 55	240	A	North Texas	67 68		
												241	A	Omaha	54 57		
												241	H	Omaha	75 59		
												241	N	Omaha	51 62		
												242	A	Western Ill.	68 60		
												242	H	Western Ill.	96 87		
												303	A	Denver	67 54		
												303	H	Denver	81 75		
												315	A	IPFW	69 50		
												315	H	IPFW	63 52		
												323	A	North Dakota St.	64 63		
												323	H	North Dakota St.	67 44		
												330	A	Evansville	68 62		
												340	A	Eastern Ill.	71 77		
LAST 12 Division I GAMES:																	
				241	N	Omaha	51 62	323	A	North Dakota St.	64 63						
				62	H	South Dakota	63 74	242	H	Western Ill.	96 87						
				50	H	South Dakota St.	63 60	143	A	Oral Roberts	57 54						
				315	H	IPFW	63 52	303	H	Denver	81 75						
				241	A	Omaha	54 57	62	A	South Dakota	59 65						
				303	A	Denver	67 54	50	A	South Dakota St.	66 68						

Loss, Non-Conf, S Site, H Home A Away N Neutral

Idaho

Through Games Of March 13, 2016

Average RPI Win:	228	WON-LOST	WINNING	LAST 10	STRENGTH OF	OPP. STRENGTH	TEAM	ADJ.	CONF.	ADJ CONF.
Average RPI Loss:	125	RECORD	PCT. RANK	GAMES	SCHEDULE	OF SCHEDULE	RPI	RPI	RPI	RPI
DIV. I ONLY	22- 9	63	7- 3	251	192	123	123	19	19	
DIV. I NON-CONF.	6- 4	125	0- 0	193	115	152	152	23	23	
TOTALS	RPI 1-25	RPI 26-50	W-L RECORDS	RPI 51-100	RPI 101-150	RPI 150+				
22- 9	0- 1	0- 1	OVERALL	2- 1	1- 1	19- 5				
11- 3	0- 0	0- 0	HOME	1- 1	0- 0	10- 2				
6- 5	0- 1	0- 0	AWAY	1- 0	0- 1	5- 3				
5- 1	0- 0	0- 1	NEUTRAL	0- 0	1- 0	4- 0				
6- 4	0- 1	0- 1	NON-CONFERENCE	0- 1	1- 1	5- 0				
4- 1	0- 0	0- 0	HOME	0- 1	0- 0	4- 0				
0- 2	0- 1	0- 0	AWAY	0- 0	0- 1	0- 0				
2- 1	0- 0	0- 1	NEUTRAL	0- 0	1- 0	1- 0				
16- 5	0- 0	0- 0	CONFERENCE	2- 0	0- 0	14- 5				
7- 2	0- 0	0- 0	HOME	1- 0	0- 0	6- 2				
6- 3	0- 0	0- 0	AWAY	1- 0	0- 0	5- 3				
3- 0	0- 0	0- 0	NEUTRAL	0- 0	0- 0	3- 0				

RPI 1-25				RPI 26-50				RPI 51-100				RPI 101+ Team's RPI: 123			
RPI	S	Opponent	Score	RPI	S	Opponent	Score	RPI	S	Opponent	Score	RPI	S	Opponent	Score
5	A	Oregon St.	44 69	47	N	Duke	68 74	76	H	Abilene Christian	59 71	136	N	Iowa St.	97 65
								94	A	North Dakota	65 59	141	A	Texas Tech	62 78
								94	H	North Dakota	92 65	162	H	Montana St.	59 62
												167	A	Idaho St.	68 89
												167	N	Idaho St.	67 55
												171	A	Eastern Wash.	70 84
												171	H	Eastern Wash.	66 74
												171	N	Eastern Wash.	86 71
												172	A	Sacramento St.	98 88
												172	H	Sacramento St.	107 60
												173	H	Montana	78 61
												185	A	Northern Colo.	68 70
												185	H	Northern Colo.	66 56
												192	A	Weber St.	77 70
												192	N	Weber St.	86 83
												246	N	Texas St.	75 55
												258	H	Wyoming	61 57
												267	H	UC Santa Barbara	64 42
												272	H	Seattle	64 60
												301	H	CSUN	106 50
												309	A	Northern Ariz.	72 51
												309	H	Northern Ariz.	76 59
												320	A	Portland St.	94 65
												320	H	Portland St.	84 63
												333	A	Southern Utah	62 51
												333	H	Southern Utah	93 48
LAST 12 Division I GAMES:															
				167	N	Idaho St.	67 55					172	H	Sacramento St.	107 60
				171	N	Eastern Wash.	86 71					320	H	Portland St.	84 63
				192	N	Weber St.	86 83					94	A	North Dakota	65 59
				167	A	Idaho St.	68 89					185	A	Northern Colo.	68 70
				192	A	Weber St.	77 70					309	H	Northern Ariz.	76 59
				171	A	Eastern Wash.	70 84					333	H	Southern Utah	93 48

Non-Div I Games: Carroll (MT) 75 47 Northwest Chrst. 71 48

Idaho

Loss, Non-Conf, S Site, H Home A Away N Neutral

Average RPI Win:	227	WON-LOST	WINNING	LAST 10	STRENGTH OF	OPP. STRENGTH	TEAM	ADJ.	CONF.	ADJ CONF.
Average RPI Loss:	144	RECORD	PCT. RANK	GAMES	SCHEDULE	OF SCHEDULE	RPI	RPI	RPI	RPI
DIV. I ONLY	16- 15	160	7- 3	220	186	167	167	19	19	
DIV. I NON-CONF.	5- 4	138	0- 0	102	125	86	86	23	23	
TOTALS	RPI 1-25	RPI 26-50	W-L RECORDS	RPI 51-100	RPI 101-150	RPI 150+				
16- 15	0- 1	0- 1	OVERALL	1- 2	1- 3	14- 8				
7- 4	0- 0	0- 0	HOME	0- 1	1- 0	6- 3				
5- 10	0- 1	0- 1	AWAY	0- 1	0- 2	5- 5				
4- 1	0- 0	0- 0	NEUTRAL	1- 0	0- 1	3- 0				
5- 4	0- 1	0- 1	NON-CONFERENCE	0- 0	0- 2	5- 0				
2- 0	0- 0	0- 0	HOME	0- 0	0- 0	2- 0				
2- 4	0- 1	0- 1	AWAY	0- 0	0- 2	2- 0				
1- 0	0- 0	0- 0	NEUTRAL	0- 0	0- 0	1- 0				
11- 11	0- 0	0- 0	CONFERENCE	1- 2	1- 1	9- 8				
5- 4	0- 0	0- 0	HOME	0- 1	1- 0	4- 3				
3- 6	0- 0	0- 0	AWAY	0- 1	0- 0	3- 5				
3- 1	0- 0	0- 0	NEUTRAL	1- 0	0- 1	2- 0				

RPI 1-25				RPI 26-50				RPI 51-100				RPI 101+ Team's RPI: 167			
RPI	S	Opponent	Score	RPI	S	Opponent	Score	RPI	S	Opponent	Score	RPI	S	Opponent	Score
17	A	Michigan St.	60 79	37	A	UTEP	54 67	94	A	North Dakota	42 45	104	A	Northwestern	36 72
								94	H	North Dakota	57 60	123	H	Idaho	89 68
								94	N	North Dakota	69 54	123	N	Idaho	55 67
												141	A	Texas Tech	64 79
												154	A	Boise St.	80 77
												162	A	Montana St.	80 82
												162	N	Montana St.	52 50
												171	H	Eastern Wash.	71 62
												172	A	Sacramento St.	62 83
												172	H	Sacramento St.	59 68
												173	A	Montana	47 62
												185	A	Northern Colo.	47 48
												185	H	Northern Colo.	59 61
												185	N	Northern Colo.	54 45
												192	A	Weber St.	58 57
												192	H	Weber St.	46 61
												204	A	Utah Valley	56 47
												233	N	Southeast Mo. St.	65 64
												234	H	Utah St.	81 67
												272	H	Seattle	83 67
												309	A	Northern Ariz.	62 63
												309	H	Northern Ariz.	71 61
												320	A	Portland St.	64 42
												320	H	Portland St.	71 70
												333	A	Southern Utah	71 67
												333	H	Southern Utah	64 47
LAST 12 Division I GAMES:															
				123	N	Idaho	55 67	162	A	Montana St.	80 82				
				94	N	North Dakota	69 54	173	A	Montana	47 62				
				162	N	Montana St.	52 50	333	H	Southern Utah	64 47				
				185	N	Northern Colo.	54 45	309	H	Northern Ariz.	71 61				
				123	H	Idaho	89 68	172	A	Sacramento St.	62 83				
				171	H	Eastern Wash.	71 62	320	A	Portland St.	64 42				

Non-Div I Games: Colo. Christian 82 56 Montana Tech 82 55

Idaho St.

Loss, Non-Conf, S Site, H Home A Away N Neutral

Average RPI Win:	269	WON-LOST	WINNING	LAST 10	STRENGTH OF	OPP. STRENGTH	TEAM	ADJ.	CONF.	ADJ CONF.
Average RPI Loss:	135	RECORD	PCT. RANK	GAMES	SCHEDULE	OF SCHEDULE	RPI	RPI	RPI	RPI
DIV. I ONLY	12- 18	231	1- 9	266	181	249	249	14	14	
DIV. I NON-CONF.	9- 2	37	0- 0	342	318	173	173	16	16	
TOTALS	RPI 1-25	RPI 26-50	W-L RECORDS	RPI 51-100	RPI 101-150	RPI 150+				
12- 18	0- 2	0- 0	OVERALL	1- 4	0- 7	11- 5				
5- 9	0- 1	0- 0	HOME	1- 1	0- 4	4- 3				
7- 8	0- 1	0- 0	AWAY	0- 2	0- 3	7- 2				
0- 1	0- 0	0- 0	NEUTRAL	0- 1	0- 0	0- 0				
9- 2	0- 0	0- 0	NON-CONFERENCE	1- 1	0- 1	8- 0				
4- 1	0- 0	0- 0	HOME	1- 0	0- 1	3- 0				
5- 1	0- 0	0- 0	AWAY	0- 1	0- 0	5- 0				
0- 0	0- 0	0- 0	NEUTRAL	0- 0	0- 0	0- 0				
3- 16	0- 2	0- 0	CONFERENCE	0- 3	0- 6	3- 5				
1- 8	0- 1	0- 0	HOME	0- 1	0- 3	1- 3				
2- 7	0- 1	0- 0	AWAY	0- 1	0- 3	2- 2				
0- 1	0- 0	0- 0	NEUTRAL	0- 1	0- 0	0- 0				

RPI	S	Opponent	Score	RPI	S	Opponent	Score	RPI	S	Opponent	Score	RPI	S	Opponent	Score	Team's RPI: 249
20	A	Green Bay	22 64					66	A	Purdue	51 62	117	H	Toledo	51 60	
20	H	Green Bay	40 58					67	H	Central Mich.	66 63	130	A	Youngstown St.	41 62	
								100	A	Wright St.	62 73	130	H	Youngstown St.	64 69	
								100	H	Wright St.	72 80	139	A	Milwaukee	53 54	
								100	N	Wright St.	55 71	139	H	Milwaukee	56 62	
												146	A	Northern Ky.	53 55	
												146	H	Northern Ky.	61 72	
												159	A	Detroit	65 51	
												159	H	Detroit	80 89	
												209	A	Oakland	73 78	
												209	H	Oakland	76 78	
												239	A	Valparaiso	54 50	
												239	H	Valparaiso	74 80	
												242	A	Western Ill.	78 70	
												264	A	Cleveland St.	69 72	
												264	H	Cleveland St.	80 62	
												299	A	Bradley	66 56	
												303	A	Denver	56 46	
												321	A	Illinois St.	74 65	
												325	H	Nevada	70 55	
												327	H	Howard	75 48	
												340	H	Eastern Ill.	66 54	
												345	A	Chicago St.	51 47	
LAST 12 Division I GAMES:																
100	N	Wright St.	55 71	209	A	Oakland	73 78									
239	H	Valparaiso	74 80	159	A	Detroit	65 51									
130	A	Youngstown St.	41 62	100	H	Wright St.	72 80									
264	A	Cleveland St.	69 72	146	H	Northern Ky.	61 72									
139	H	Milwaukee	56 62	239	A	Valparaiso	54 50									
20	H	Green Bay	40 58	264	H	Cleveland St.	80 62									

Non-Div I Games:

Ill.-Chicago

Illinois

Through Games Of March 13, 2016

Average RPI Win:	175	WON-LOST	WINNING	LAST 10	STRENGTH OF	OPP. STRENGTH	TEAM	ADJ.	CONF.	ADJ CONF.
Average RPI Loss:	62	RECORD	PCT. RANK	GAMES	SCHEDULE	OF SCHEDULE	RPI	RPI	RPI	RPI
DIV. I ONLY	9- 21	276	1- 9	26	54	184	184	5	5	
DIV. I NON-CONF.	7- 4	110	0- 0	14	216	84	84	4	4	
TOTALS	RPI 1-25	RPI 26-50	W-L RECORDS	RPI 51-100	RPI 101-150	RPI 150+				
9- 21	0- 6	0- 2	OVERALL	2- 9	2- 4	5- 0				
8- 10	0- 4	0- 1	HOME	2- 3	2- 2	4- 0				
1- 10	0- 2	0- 1	AWAY	0- 6	0- 1	1- 0				
0- 1	0- 0	0- 0	NEUTRAL	0- 0	0- 1	0- 0				
7- 4	0- 2	0- 0	NON-CONFERENCE	2- 1	2- 1	3- 0				
7- 2	0- 1	0- 0	HOME	2- 1	2- 0	3- 0				
0- 2	0- 1	0- 0	AWAY	0- 0	0- 1	0- 0				
0- 0	0- 0	0- 0	NEUTRAL	0- 0	0- 0	0- 0				
2- 17	0- 4	0- 2	CONFERENCE	0- 8	0- 3	2- 0				
1- 8	0- 3	0- 1	HOME	0- 2	0- 2	1- 0				
1- 8	0- 1	0- 1	AWAY	0- 6	0- 0	1- 0				
0- 1	0- 0	0- 0	NEUTRAL	0- 0	0- 1	0- 0				

RPI S	Opponent	Score	RPI S	Opponent	Score	RPI S	Opponent	Score	RPI S	Opponent	Score	Team's RPI: 184
6	A Ohio St.	74 117	46	A Indiana	66 68	51	H Ohio	62 53	104	H Northwestern	59 69	
6	H Ohio St.	70 80	46	H Indiana	68 80	52	A Rutgers	54 67	108	H UT Martin	94 74	
8	H Maryland	63 79				52	H Rutgers	56 63	113	A Memphis	75 81	
17	H Michigan St.	43 71				58	A Iowa	56 61	138	H Penn St.	56 65	
23	H George Washington	57 70				62	H South Dakota	76 85	138	N Penn St.	66 75	
25	A Miami (FL)	64 73				66	A Purdue	65 69	140	H Southern Ill.	78 64	
						67	H Central Mich.	74 69	198	A Wisconsin	76 56	
						78	A Michigan	83 96	198	H Wisconsin	71 65	
						81	A Minnesota	77 82	212	H Lehigh	76 67	
						81	H Minnesota	75 106	256	H Tennessee St.	98 43	
						95	A Nebraska	57 73	345	H Chicago St.	67 36	
LAST 12 Division I GAMES:												
138	N Penn St.	66 75	46	H Indiana	68 80							
58	A Iowa	56 61	78	A Michigan	83 96							
17	H Michigan St.	43 71	104	H Northwestern	59 69							
6	A Ohio St.	74 117	6	H Ohio St.	70 80							
198	A Wisconsin	76 56	81	A Minnesota	77 82							
52	H Rutgers	56 63	138	H Penn St.	56 65							

Non-Div I Games:

Illinois

Loss, Non-Conf, S Site, H Home A Away N Neutral

THROUGH GAMES OF MARCH 15, 1918				THROUGH GAMES OF MARCH 15, 1918						
Average RPI Win: 300		WON-LOST	WINNING	LAST 10	STRENGTH OF	OPP. STRENGTH	TEAM	ADJ.	CONF.	ADJ CONF.
Average RPI Loss: 178		RECORD	PCT. RANK	GAMES	SCHEDULE	OF SCHEDULE	RPI	RPI	RPI	RPI
DIV. I ONLY		8- 22	289	3- 7	322	225	321	321	21	21
DIV. I NON-CONF.		2- 9	296	0- 0	312	285	341	341	17	17

TOTALS	RPI 1-25	RPI 26-50		W-L RECORDS		RPI 51-100	RPI 101-150		RPI 150+	
8- 22	0- 0	0- 1		OVERALL		0- 4	0- 5		8- 12	
6- 8	0- 0	0- 0		HOME		0- 2	0- 3		6- 3	
2- 11	0- 0	0- 1		AWAY		0- 2	0- 2		2- 6	
0- 3	0- 0	0- 0		NEUTRAL		0- 0	0- 0		0- 3	
2- 9	0- 0	0- 1		NON-CONFERENCE		0- 0	0- 1		2- 7	
2- 3	0- 0	0- 0		HOME		0- 0	0- 1		2- 2	
0- 4	0- 0	0- 1		AWAY		0- 0	0- 0		0- 3	
0- 2	0- 0	0- 0		NEUTRAL		0- 0	0- 0		0- 2	
6- 13	0- 0	0- 0		CONFERENCE		0- 4	0- 4		6- 5	
4- 5	0- 0	0- 0		HOME		0- 2	0- 2		4- 1	
2- 7	0- 0	0- 0		AWAY		0- 2	0- 2		2- 3	
0- 1	0- 0	0- 0		NEUTRAL		0- 0	0- 0		0- 1	

[illegible]

Non-Div I Games:

Illinois St.

■ Loss, ■ Non-Conf, S Site, H Home A Away N Neutral

Average RPI Win:	257	WON-LOST	WINNING	LAST 10	STRENGTH OF	OPP. STRENGTH	TEAM	ADJ.	CONF.	ADJ CONF.
Average RPI Loss:	204	RECORD	PCT. RANK	GAMES	SCHEDULE	OF SCHEDULE	RPI	RPI	RPI	RPI
DIV. I ONLY	3- 22	338	1- 9	259	308	331	331	27	27	
DIV. I NON-CONF.	0- 7	338	0- 0	162	250	330	330	26	26	
TOTALS	RPI 1-25	RPI 26-50	W-L RECORDS	RPI 51-100	RPI 101-150	RPI 150+				
3- 22	0- 0	0- 1	OVERALL	0- 4	1- 2	2- 15				
0- 12	0- 0	0- 0	HOME	0- 2	0- 1	0- 9				
3- 10	0- 0	0- 1	AWAY	0- 2	1- 1	2- 6				
0- 0	0- 0	0- 0	NEUTRAL	0- 0	0- 0	0- 0				
0- 7	0- 0	0- 1	NON-CONFERENCE	0- 1	0- 1	0- 4				
0- 3	0- 0	0- 0	HOME	0- 0	0- 0	0- 3				
0- 4	0- 0	0- 1	AWAY	0- 1	0- 1	0- 1				
0- 0	0- 0	0- 0	NEUTRAL	0- 0	0- 0	0- 0				
3- 15	0- 0	0- 0	CONFERENCE	0- 3	1- 1	2- 11				
0- 9	0- 0	0- 0	HOME	0- 2	0- 1	0- 6				
3- 6	0- 0	0- 0	AWAY	0- 1	1- 0	2- 5				
0- 0	0- 0	0- 0	NEUTRAL	0- 0	0- 0	0- 0				

RPI S	Opponent	Score	RPI S	Opponent	Score	RPI S	Opponent	Score	RPI S	Opponent	Score	Team's RPI: 331
41	A Colorado St.	37 60	66	A Purdue	27 95	133	H Northwestern St.	48 53				
			76	A Abilene Christian	58 66	141	A Texas Tech	55 70				
			76	H Abilene Christian	71 86	145	A McNeese St.	68 55				
			90	H Central Ark.	57 76	180	A UTRGV	47 60				
						180	H UTRGV	50 68				
						205	H Sam Houston St.	60 65				
						210	A SFA	62 74				
						210	H SFA	66 82				
						240	H North Texas	55 62				
						261	A Houston Baptist	46 64				
						261	H Houston Baptist	61 62				
						282	A Lamar	49 59				
						282	H Lamar	61 67				
						285	H Houston	51 67				
						310	A Nicholls St.	63 61				
						310	H Nicholls St.	64 66				
						312	A A&M-Corpus Christi	55 69				
						312	H A&M-Corpus Christi	56 57				
						317	A Southeastern La.	70 66				
						332	A New Orleans	49 55				
LAST 12 Division I GAMES:												
261	A Houston Baptist	46 64	90	H Central Ark.	57 76							
76	A Abilene Christian	58 66	210	A SFA	62 74							
282	H Lamar	61 67	282	A Lamar	49 59							
210	H SFA	66 82	310	A Nicholls St.	63 61							
312	A A&M-Corpus Christi	55 69	310	H Nicholls St.	64 66							
261	H Houston Baptist	61 62	312	H A&M-Corpus Christi	56 57							

Non-Div I Games: LSU-Alexandria 96 59 Howard Payne 78 65 Sul Ross St. 54 35 Trinity (TX) 55 61 Incarnate Word

Indiana

Through Games Of March 13, 2016

Average RPI Win:	137	WON-LOST	WINNING	LAST 10	STRENGTH OF	OPP. STRENGTH	TEAM	ADJ.	CONF.	ADJ CONF.
Average RPI Loss:	59	RECORD	PCT. RANK	GAMES	SCHEDULE	OF SCHEDULE	RPI	RPI	RPI	RPI
DIV. I ONLY	20- 11	83	7- 3	62	28	46	46	5	5	
DIV. I NON-CONF.	8- 4	99	0- 0	55	57	62	62	4	4	
TOTALS	RPI 1-25	RPI 26-50	W-L RECORDS	RPI 51-100	RPI 101-150	RPI 150+				
20- 11	1- 4	1- 1	OVERALL	7- 4	3- 1	8- 1				
14- 0	1- 0	1- 0	HOME	6- 0	2- 0	4- 0				
5- 7	0- 2	0- 1	AWAY	1- 3	1- 0	3- 1				
1- 4	0- 2	0- 0	NEUTRAL	0- 1	0- 1	1- 0				
8- 4	0- 2	1- 1	NON-CONFERENCE	1- 1	1- 0	5- 0				
5- 0	0- 0	1- 0	HOME	1- 0	1- 0	2- 0				
2- 1	0- 0	0- 1	AWAY	0- 0	0- 0	2- 0				
1- 3	0- 2	0- 0	NEUTRAL	0- 1	0- 0	1- 0				
12- 7	1- 2	0- 0	CONFERENCE	6- 3	2- 1	3- 1				
9- 0	1- 0	0- 0	HOME	5- 0	1- 0	2- 0				
3- 6	0- 2	0- 0	AWAY	1- 3	1- 0	1- 1				
0- 1	0- 0	0- 0	NEUTRAL	0- 0	0- 1	0- 0				

RPI 1-25				RPI 26-50				Team's RPI: 46				RPI 51-100				RPI 101+			
RPI	S	Opponent	Score	RPI	S	Opponent	Score	RPI	S	Opponent	Score	RPI	S	Opponent	Score	RPI	S	Opponent	Score
6	A	Ohio St.	70 97	29	A	DePaul	69 84	51	N	Ohio	56 63	104	A	Northwestern	91 84				
8	A	Maryland	63 86	40	H	Chattanooga	54 43	52	H	Rutgers	64 48	104	N	Northwestern	73 79				
17	H	Michigan St.	81 65					58	A	Iowa	73 76	112	H	Samford	65 56				
22	N	West Virginia	64 75					58	H	Iowa	79 74	138	H	Penn St.	76 55				
25	N	Miami (FL)	75 89					66	A	Purdue	53 63	157	H	Yale	76 60				
								70	H	Georgia Tech	69 60	184	A	Illinois	80 68				
								78	H	Michigan	77 69	184	H	Illinois	68 66				
								81	A	Minnesota	76 78	198	A	Wisconsin	69 73				
								81	H	Minnesota	93 79	198	H	Wisconsin	67 57				
								95	A	Nebraska	79 68	229	A	Indiana St.	53 50				
								95	H	Nebraska	59 47	256	H	Tennessee St.	88 56				
												269	N	Austin Peay	90 58				
												315	A	IPFW	79 72				
LAST 12 Division I GAMES:																			
104	N	Northwestern	73 79	184	A	Illinois	80 68												
138	H	Penn St.	76 55	95	H	Nebraska	59 47												
95	A	Nebraska	79 68	58	H	Iowa	79 74												
58	A	Iowa	73 76	8	A	Maryland	63 86												
81	H	Minnesota	93 79	52	H	Rutgers	64 48												
198	H	Wisconsin	67 57	104	A	Northwestern	91 84												

Non-Div I Games:

Indiana

■ Loss,
 ■ Non-Conf,
 ■ S Site,
 ■ Home
 ■ Away
 N Neutral

Average RPI Win:	259	WON-LOST	WINNING	LAST 10	STRENGTH OF	OPP. STRENGTH	TEAM	ADJ.	CONF.	ADJ CONF.
Average RPI Loss:	137	RECORD	PCT. RANK	GAMES	SCHEDULE	OF SCHEDULE	RPI	RPI	RPI	RPI
DIV. I ONLY	13- 17	209	4- 6	223	217	229	229	21	21	
DIV. I NON-CONF.	4- 7	222	0- 0	189	234	228	228	17	17	
TOTALS	RPI 1-25	RPI 26-50	W-L RECORDS	RPI 51-100	RPI 101-150	RPI 150+				
13- 17	0- 0	0- 1	OVERALL	0- 7	1- 5	12- 4				
8- 6	0- 0	0- 1	HOME	0- 3	1- 1	7- 1				
5- 9	0- 0	0- 0	AWAY	0- 3	0- 4	5- 2				
0- 2	0- 0	0- 0	NEUTRAL	0- 1	0- 0	0- 1				
4- 7	0- 0	0- 1	NON-CONFERENCE	0- 2	0- 2	4- 2				
2- 3	0- 0	0- 1	HOME	0- 1	0- 0	2- 1				
2- 3	0- 0	0- 0	AWAY	0- 1	0- 2	2- 0				
0- 1	0- 0	0- 0	NEUTRAL	0- 0	0- 0	0- 1				
9- 10	0- 0	0- 0	CONFERENCE	0- 5	1- 3	8- 2				
6- 3	0- 0	0- 0	HOME	0- 2	1- 1	5- 0				
3- 6	0- 0	0- 0	AWAY	0- 2	0- 2	3- 2				
0- 1	0- 0	0- 0	NEUTRAL	0- 1	0- 0	0- 0				

RPI S	Opponent	Score	RPI S	Opponent	Score	RPI S	Opponent	Score	RPI S	Opponent	Score	Team's RPI: 229
46	H Indiana	50 53	54	H Saint Louis	52 62	110	A Drake	55 80				
			67	A Central Mich.	65 85	110	H Drake	68 53				
			79	A Missouri St.	41 75	132	A IUPUI	43 68				
			79	H Missouri St.	51 59	140	A Southern Ill.	64 76				
			79	N Missouri St.	45 70	140	H Southern Ill.	58 62				
			91	A UNI	42 53	146	A Northern Ky.	67 73				
			91	H UNI	45 61	177	A Loyola Chicago	74 71				
						177	H Loyola Chicago	62 48				
						183	H Butler	70 63				
						194	A Tulsa	67 63				
						210	N SFA	62 71				
						241	H Omaha	50 51				
						299	A Bradley	68 59				
						299	H Bradley	59 37				
						302	A Wichita St.	53 54				
						302	H Wichita St.	59 33				
						305	A UMKC	77 47				
						321	A Illinois St.	62 73				
						321	H Illinois St.	63 56				
						330	A Evansville	59 44				
						330	H Evansville	57 45				
						340	H Eastern Ill.	60 42				
LAST 12 Division I GAMES:												
			79	N Missouri St.	45 70	299	A Bradley	68 59				
			302	A Wichita St.	53 54	110	H Drake	68 53				
			79	A Missouri St.	41 75	91	H UNI	45 61				
			140	H Southern Ill.	58 62	321	A Illinois St.	62 73				
			330	H Evansville	57 45	330	A Evansville	59 44				
			177	A Loyola Chicago	74 71	140	A Southern Ill.	64 76				

Non-Div I Games:

Indiana St.

■ Loss,
■ Non-Conf,
■ S Site,
■ H Home
■ A Away
N Neutral

I
o
n
a

I
o
n
a

Iona

Page 142

I
o
n
a

RPI S Opponent Iona Score

Through Games Of March 13, 2016

RPI	S	Opponent	Score
338	H	Saint Peter's	64 50

I
o
n
a

Iona

Average RPI Win:	132	WON-LOST	WINNING	LAST 10	STRENGTH OF	OPP. STRENGTH	TEAM	ADJ.	CONF.	ADJ CONF.
Average RPI Loss:	59	RECORD	PCT. RANK	GAMES	SCHEDULE	OF SCHEDULE	RPI	RPI	RPI	RPI
DIV. I ONLY	19- 13	119	4- 6	28	58	58	58	5	5	
DIV. I NON-CONF.	10- 2	33	0- 0	60	198	23	23	4	4	
TOTALS	RPI 1-25	RPI 26-50	W-L RECORDS	RPI 51-100	RPI 101-150	RPI 150+				
19- 13	0- 6	1- 1	OVERALL	8- 3	4- 3	6- 0				
11- 4	0- 3	1- 0	HOME	4- 0	2- 1	4- 0				
5- 7	0- 1	0- 1	AWAY	2- 3	2- 2	1- 0				
3- 2	0- 2	0- 0	NEUTRAL	2- 0	0- 0	1- 0				
10- 2	0- 1	0- 0	NON-CONFERENCE	3- 0	3- 1	4- 0				
6- 0	0- 0	0- 0	HOME	1- 0	2- 0	3- 0				
2- 1	0- 0	0- 0	AWAY	1- 0	1- 1	0- 0				
2- 1	0- 1	0- 0	NEUTRAL	1- 0	0- 0	1- 0				
9- 11	0- 5	1- 1	CONFERENCE	5- 3	1- 2	2- 0				
5- 4	0- 3	1- 0	HOME	3- 0	0- 1	1- 0				
3- 6	0- 1	0- 1	AWAY	1- 3	1- 1	1- 0				
1- 1	0- 1	0- 0	NEUTRAL	1- 0	0- 0	0- 0				

RPI S	Opponent	Score	RPI S	Opponent	Score	RPI S	Opponent	Score	RPI S	Opponent	Score
6	H Ohio St.	81 98	46	A Indiana	74 79	52	H Rutgers	69 65	104	A Northwestern	79 64
8	H Maryland	56 76	46	H Indiana	76 73	66	A Purdue	73 90	108	H UT Martin	62 56
8	N Maryland	55 75				66	H Purdue	63 55	110	H Drake	89 76
17	A Michigan St.	73 80				78	A Michigan	75 82	111	A Virginia	85 73
17	H Michigan St.	69 74				78	H Michigan	85 69	136	A Iowa St.	66 69
23	N George Washington	77 81				78	N Michigan	97 85	138	A Penn St.	68 81
						81	A Minnesota	76 78	138	H Penn St.	69 82
						91	A UNI	80 65	174	H Robert Morris	69 50
						94	H North Dakota	83 61	184	H Illinois	61 56
						95	A Nebraska	74 68	198	A Wisconsin	57 54
						100	N Wright St.	83 77	242	H Western Ill.	96 81
									285	N Houston	64 50
									299	H Bradley	60 53
LAST 12 Division I GAMES:											
8	N Maryland	55 75	81	A Minnesota	76 78						
78	N Michigan	97 85	6	H Ohio St.	81 98						
184	H Illinois	61 56	17	H Michigan St.	69 74						
138	A Penn St.	68 81	46	A Indiana	74 79						
46	H Indiana	76 73	104	A Northwestern	79 64						
66	H Purdue	63 55	78	H Michigan	85 69						

Non-Div I Games:

Iowa

■ Loss,
 ■ Non-Conf, S Site,
 ■ Home
 ■ Away
 N Neutral

Average RPI Win:	181	WON-LOST	WINNING	LAST 10	STRENGTH OF	OPP. STRENGTH	TEAM	ADJ.	CONF.	ADJ CONF.
Average RPI Loss:	58	RECORD	PCT. RANK	GAMES	SCHEDULE	OF SCHEDULE	RPI	RPI	RPI	RPI
DIV. I ONLY	13- 17	209	2- 8	53	34	136	136	3	3	
DIV. I NON-CONF.	8- 3	77	0- 0	177	221	108	108	3	3	
TOTALS	RPI 1-25	RPI 26-50	W-L RECORDS	RPI 51-100	RPI 101-150	RPI 150+				
13- 17	0- 6	2- 5	OVERALL	2- 0	2- 6	7- 0				
9- 6	0- 3	1- 2	HOME	1- 0	2- 1	5- 0				
3- 8	0- 3	1- 2	AWAY	1- 0	0- 3	1- 0				
1- 3	0- 0	0- 1	NEUTRAL	0- 0	0- 2	1- 0				
8- 3	0- 0	0- 1	NON-CONFERENCE	2- 0	1- 2	5- 0				
6- 0	0- 0	0- 0	HOME	1- 0	1- 0	4- 0				
1- 1	0- 0	0- 0	AWAY	1- 0	0- 1	0- 0				
1- 2	0- 0	0- 1	NEUTRAL	0- 0	0- 1	1- 0				
5- 14	0- 6	2- 4	CONFERENCE	0- 0	1- 4	2- 0				
3- 6	0- 3	1- 2	HOME	0- 0	1- 1	1- 0				
2- 7	0- 3	1- 2	AWAY	0- 0	0- 2	1- 0				
0- 1	0- 0	0- 0	NEUTRAL	0- 0	0- 1	0- 0				

RPI S	Opponent	Score	RPI S	Opponent	Score	RPI S	Opponent	Score	RPI S	Opponent	Score	Team's RPI: 136
2	A Baylor	41 78	30	A Oklahoma St.	76 79	58	H Iowa	69 66	109	A TCU	69 79	
2	H Baylor	61 77	30	H Oklahoma St.	49 42	91	A UNI	84 75	109	H TCU	62 72	
7	A Texas	54 75	32	A Oklahoma	54 85				110	A Drake	70 74	
7	H Texas	49 65	32	H Oklahoma	71 77				123	N Idaho	65 97	
22	A West Virginia	47 57	47	N Duke	48 86				141	A Texas Tech	66 69	
22	H West Virginia	57 82	48	A Kansas St.	84 79				141	H Texas Tech	77 48	
			48	H Kansas St.	53 68				141	N Texas Tech	84 89	
									147	H Southern U.	86 46	
									207	H Hampton	95 59	
									222	A Kansas	63 53	
									222	H Kansas	65 49	
									246	N Texas St.	83 61	
									297	H Alcorn	91 41	
									309	H Northern Ariz.	79 63	
									337	H Ark.-Pine Bluff	70 41	
LAST 12 Division I GAMES:												
141	N Texas Tech	84 89	109	A TCU	69 79							
22	H West Virginia	57 82	22	A West Virginia	47 57							
32	A Oklahoma	54 85	7	H Texas	49 65							
48	H Kansas St.	53 68	222	A Kansas	63 53							
2	A Baylor	41 78	32	H Oklahoma	71 77							
141	H Texas Tech	77 48	109	H TCU	62 72							

Non-Div I Games:

Iowa St.

■ Loss,
■ Non-Conf,
■ S Site,
■ H Home
■ A Away
N Neutral

Average RPI Win:	312	WON-LOST	WINNING	LAST 10	STRENGTH OF	OPP. STRENGTH	TEAM	ADJ.	CONF.	ADJ CONF.
Average RPI Loss:	213	RECORD	PCT. RANK	GAMES	SCHEDULE	OF SCHEDULE	RPI	RPI	RPI	RPI
DIV. I ONLY	11- 16	227	4- 6	347	345	308	308	31	31	
DIV. I NON-CONF.	3- 5	218	0- 0	337	239	296	296	31	31	
TOTALS	RPI 1-25	RPI 26-50	W-L RECORDS	RPI 51-100	RPI 101-150	RPI 150+				
11- 16	0- 1	0- 0	OVERALL	0- 1	0- 3	11- 11				
6- 6	0- 0	0- 0	HOME	0- 0	0- 1	6- 5				
5- 9	0- 1	0- 0	AWAY	0- 1	0- 2	5- 5				
0- 1	0- 0	0- 0	NEUTRAL	0- 0	0- 0	0- 1				
3- 5	0- 1	0- 0	NON-CONFERENCE	0- 1	0- 1	3- 2				
2- 1	0- 0	0- 0	HOME	0- 0	0- 0	2- 1				
1- 4	0- 1	0- 0	AWAY	0- 1	0- 1	1- 1				
0- 0	0- 0	0- 0	NEUTRAL	0- 0	0- 0	0- 0				
8- 11	0- 0	0- 0	CONFERENCE	0- 0	0- 2	8- 9				
4- 5	0- 0	0- 0	HOME	0- 0	0- 1	4- 4				
4- 5	0- 0	0- 0	AWAY	0- 0	0- 1	4- 4				
0- 1	0- 0	0- 0	NEUTRAL	0- 0	0- 0	0- 1				

RPI 1-25				RPI 26-50				RPI 51-100				RPI 101+ Team's RPI: 308			
RPI	S	Opponent	Score	RPI	S	Opponent	Score	RPI	S	Opponent	Score	RPI	S	Opponent	Score
13	A	Kentucky	24 92					74	A	Tulane	49 92	133	A	Northwestern St.	54 59
												147	A	Southern U.	57 84
												147	H	Southern U.	57 66
												182	A	Grambling	61 75
												182	H	Grambling	58 79
												220	A	Alabama St.	57 63
												220	H	Alabama St.	70 69
												228	A	Texas Southern	47 66
												228	H	Texas Southern	36 62
												228 N		Texas Southern	47 65
												278	A	Prairie View	77 67
												278	H	Prairie View	52 62
												297	A	Alcorn	73 66
												297	H	Alcorn	79 65
												298	H	Jacksonville St.	71 65
												317	A	Southeastern La.	79 72
												332	A	New Orleans	68 85
												334	H	Lipscomb	53 52
												337	A	Ark.-Pine Bluff	66 71
												337	H	Ark.-Pine Bluff	59 66
												345	H	Chicago St.	59 76
												346	A	Alabama A&M	69 66
												346	H	Alabama A&M	59 58
												349	A	Mississippi Val.	72 46
												349	H	Mississippi Val.	70 43
LAST 12 Division I GAMES:															
				228 N		Texas Southern	47 65	278	A	Prairie View	77 67				
				346	A	Alabama A&M	69 66	228	A	Texas Southern	47 66				
				220	A	Alabama St.	57 63	147	H	Southern U.	57 66				
				337	H	Ark.-Pine Bluff	59 66	297	H	Alcorn	79 65				
				349	H	Mississippi Val.	70 43	337	A	Ark.-Pine Bluff	66 71				
				182	A	Grambling	61 75	349	A	Mississippi Val.	72 46				

Non-Div I Games: Fisk 78 58 Blue Mountain 74 52 Mobile 100 57

Jackson St.

Loss, Non-Conf, S Site, H Home A Away N Neutral

Jacksonville

Through Games Of March 13, 2016

Average RPI Win:	272	WON-LOST	WINNING	LAST 10	STRENGTH OF	OPP. STRENGTH	TEAM	ADJ.	CONF.	ADJ CONF.
Average RPI Loss:	121	RECORD	PCT. RANK	GAMES	SCHEDULE	OF SCHEDULE	RPI	RPI	RPI	RPI
DIV. I ONLY	20- 10	79	8- 2	270	272	134	134	29	29	
DIV. I NON-CONF.	6- 7	176	0- 0	244	181	191	191	28	28	
TOTALS	RPI 1-25	RPI 26-50	W-L RECORDS	RPI 51-100	RPI 101-150	RPI 150+				
20- 10	0- 3	0- 0	OVERALL	1- 2	0- 1	19- 4				
12- 1	0- 0	0- 0	HOME	0- 1	0- 0	12- 0				
7- 8	0- 2	0- 0	AWAY	1- 0	0- 0	6- 1				
1- 1	0- 0	0- 0	NEUTRAL	0- 0	0- 0	1- 1				
6- 7	0- 3	0- 0	NON-CONFERENCE	0- 0	0- 1	6- 3				
4- 0	0- 0	0- 0	HOME	0- 0	0- 0	4- 0				
1- 6	0- 3	0- 0	AWAY	0- 0	0- 1	1- 2				
1- 1	0- 0	0- 0	NEUTRAL	0- 0	0- 0	1- 1				
14- 3	0- 0	0- 0	CONFERENCE	1- 2	0- 0	13- 1				
8- 1	0- 0	0- 0	HOME	0- 1	0- 0	8- 0				
6- 2	0- 0	0- 0	AWAY	1- 1	0- 0	5- 1				
0- 0	0- 0	0- 0	NEUTRAL	0- 0	0- 0	0- 0				

RPI 1-25				RPI 26-50				RPI 51-100				RPI 101+ Team's RPI: 134			
RPI	S	Opponent	Score	RPI	S	Opponent	Score	RPI	S	Opponent	Score	RPI	S	Opponent	Score
12	A	Syracuse	49 65					71	A	FGCU	39 58	144	A	Wake Forest	51 57
15	A	Florida St.	60 77					71	A	FGCU	56 54	156	A	UT Arlington	54 56
21	A	South Fla.	52 74					71	H	FGCU	55 59	190	A	Stetson	61 66
												190	H	Stetson	69 49
												213	A	USC Upstate	49 43
												213	H	USC Upstate	67 56
												213	H	USC Upstate	75 69
												217	N	Dartmouth	51 44
												250	A	Bethune-Cookman	63 53
												255	N	Bowling Green	69 72
												260	H	Murray St.	79 54
												274	A	UNCW	49 51
												290	A	Kennesaw St.	67 42
												290	H	Kennesaw St.	78 63
												293	H	South Carolina St.	79 47
												296	H	Savannah St.	65 52
												304	H	FIU	80 44
												326	A	North Florida	73 39
												326	H	North Florida	65 51
												334	A	Lipscomb	76 55
												334	H	Lipscomb	81 51
												334	H	Lipscomb	80 51
												342	A	NJIT	65 36
												342	H	NJIT	68 37
LAST 12 Division I GAMES:															
				71	A	FGCU	56 54					334	A	Lipscomb	76 55
				213	H	USC Upstate	67 56					290	A	Kennesaw St.	67 42
				334	H	Lipscomb	80 51					71	H	FGCU	55 59
				326	H	North Florida	65 51					190	A	Stetson	61 66
				213	H	USC Upstate	75 69					71	A	FGCU	39 58
				342	H	NJIT	68 37					190	H	Stetson	69 49

Non-Div I Games: Edward Waters 90 51 Thomas (GA) 88 50

Jacksonville

Loss, Non-Conf, S Site, H Home A Away N Neutral

Jacksonville St.

Through Games Of March 13, 2016

Average RPI Win:	278	WON-LOST	WINNING	LAST 10	STRENGTH OF	OPP. STRENGTH	TEAM	ADJ.	CONF.	ADJ CONF.
Average RPI Loss:	197	RECORD	PCT. RANK	GAMES	SCHEDULE	OF SCHEDULE	RPI	RPI	RPI	RPI
DIV. I ONLY	9- 18	264	3- 7	311	306	298	298	24	24	
DIV. I NON-CONF.	4- 7	222	0- 0	284	340	268	268	24	24	
TOTALS	RPI 1-25	RPI 26-50	W-L RECORDS	RPI 51-100	RPI 101-150	RPI 150+				
9- 18	0- 0	0- 0	OVERALL	0- 3	0- 5	9- 10				
6- 6	0- 0	0- 0	HOME	0- 1	0- 3	6- 2				
3- 12	0- 0	0- 0	AWAY	0- 2	0- 2	3- 8				
0- 0	0- 0	0- 0	NEUTRAL	0- 0	0- 0	0- 0				
4- 7	0- 0	0- 0	NON-CONFERENCE	0- 1	0- 3	4- 3				
3- 1	0- 0	0- 0	HOME	0- 0	0- 1	3- 0				
1- 6	0- 0	0- 0	AWAY	0- 1	0- 2	1- 3				
0- 0	0- 0	0- 0	NEUTRAL	0- 0	0- 0	0- 0				
5- 11	0- 0	0- 0	CONFERENCE	0- 2	0- 2	5- 7				
3- 5	0- 0	0- 0	HOME	0- 1	0- 2	3- 2				
2- 6	0- 0	0- 0	AWAY	0- 1	0- 0	2- 5				
0- 0	0- 0	0- 0	NEUTRAL	0- 0	0- 0	0- 0				

RPI 1-25			RPI 26-50			RPI 51-100				RPI 101+			Team's RPI: 298				
RPI	S	Opponent	Score	RPI	S	Opponent	Score	RPI	S	Opponent	Score	RPI	S	Opponent	Score		
								66	A	Purdue	48	67	108	H	UT Martin	53	63
								77	A	Belmont	42	56	112	H	Samford	39	50
								77	H	Belmont	32	44	113	A	Memphis	55	70
													114	A	Mercer	39	46
													149	H	SIUE	57	62
													178	A	Eastern Ky.	56	54
													178	H	Eastern Ky.	50	76
													233	A	Southeast Mo. St.	47	61
													256	A	Tennessee St.	40	50
													256	H	Tennessee St.	69	55
													260	A	Murray St.	74	71
													269	A	Austin Peay	59	61
													279	A	Tennessee Tech	49	51
													279	H	Tennessee Tech	55	46
													290	H	Kennesaw St.	61	52
													294	A	Ga. Southern	56	60
													296	H	Savannah St.	50	35
													297	H	Alcorn	67	65
													306	A	Wofford	54	66
													307	A	Morehead St.	63	67
													307	H	Morehead St.	66	70
													308	A	Jackson St.	65	71
													310	A	Nicholls St.	63	49
													340	H	Eastern Ill.	60	52
LAST 12 Division I GAMES:																	
				307	H	Morehead St.	66	70					256	H	Tennessee St.	69	55
				256	A	Tennessee St.	40	50					178	A	Eastern Ky.	56	54
				178	H	Eastern Ky.	50	76					307	A	Morehead St.	63	67
				279	A	Tennessee Tech	49	51					77	H	Belmont	32	44
				77	A	Belmont	42	56					108	H	UT Martin	53	63
				279	H	Tennessee Tech	55	46					233	A	Southeast Mo. St.	47	61

Non-Div I Games: Tuskegee 74 47

Jacksonville St.

Loss, Non-Conf, S Site, H Home A Away N Neutral

Average RPI Win: 182	WON-LOST	WINNING	LAST 10	STRENGTH OF	OPP. STRENGTH	TEAM	ADJ.	CONF.	ADJ CONF.
Average RPI Loss: 57	RECORD	PCT. RANK	GAMES	SCHEDULE	OF SCHEDULE	RPI	RPI	RPI	RPI
DIV. I ONLY	27- 5	17	10- 0	116	105	31	31	12	12
DIV. I NON-CONF.	7- 4	110	0- 0	90	50	83	83	10	10
TOTALS	RPI 1-25	RPI 26-50	W-L RECORDS	RPI 51-100	RPI 101-150	RPI 150+			
27- 5	0- 3	0- 1	OVERALL	7- 0	1- 0	19- 1			
14- 0	0- 0	0- 0	HOME	3- 0	1- 0	10- 0			
10- 3	0- 1	0- 1	AWAY	3- 0	0- 0	7- 1			
3- 2	0- 2	0- 0	NEUTRAL	1- 0	0- 0	2- 0			
7- 4	0- 3	0- 1	NON-CONFERENCE	0- 0	1- 0	6- 0			
5- 0	0- 0	0- 0	HOME	0- 0	1- 0	4- 0			
2- 2	0- 1	0- 1	AWAY	0- 0	0- 0	2- 0			
0- 2	0- 2	0- 0	NEUTRAL	0- 0	0- 0	0- 0			
20- 1	0- 0	0- 0	CONFERENCE	7- 0	0- 0	13- 1			
9- 0	0- 0	0- 0	HOME	3- 0	0- 0	6- 0			
8- 1	0- 0	0- 0	AWAY	3- 0	0- 0	5- 1			
3- 0	0- 0	0- 0	NEUTRAL	1- 0	0- 0	2- 0			

RPI 1-25				RPI 26-50				Team's RPI: 31				RPI 51-100				RPI 101+			
RPI	S	Opponent	Score	RPI	S	Opponent	Score	RPI	S	Opponent	Score	RPI	S	Opponent	Score	RPI	S	Opponent	Score
2	N	Baylor	63 77	34	A	St. Bonaventure	45 56	75	A	Hofstra	71 54	121	H	Liberty	72 56				
10	A	UCLA	61 90					75	H	Hofstra	57 42	151	A	Northeastern	61 52				
22	N	West Virginia	62 69					80	A	Drexel	59 55	151	H	Northeastern	85 62				
								80	H	Drexel	67 56	152	A	Delaware	65 43				
								80	N	Drexel	60 46	152	H	Delaware	75 55				
								92	A	Elon	81 76	152	N	Delaware	68 47				
								92	H	Elon	73 72	189	H	Davidson	87 45				
												197	A	Richmond	73 47				
												207	A	Hampton	68 56				
												219	A	William & Mary	59 65				
												219	H	William & Mary	83 63				
												226	A	Col. of Charleston	76 46				
												226	H	Col. of Charleston	83 61				
												226	N	Col. of Charleston	53 50				
												257	H	Morgan St.	92 31				
												273	H	American	74 45				
												274	A	UNCW	77 41				
												274	H	UNCW	60 40				
												286	A	Towson	64 57				
												286	H	Towson	61 45				
												314	H	Longwood	88 30				
LAST 12 Division I GAMES:																			
		80	N	Drexel			60	46			274	A	UNCW		77	41			
		152	N	Delaware			68	47			286	H	Towson		61	45			
		226	N	Col. of Charleston			53	50			219	H	William & Mary		83	63			
		226	A	Col. of Charleston			76	46			75	H	Hofstra		57	42			
		152	A	Delaware			65	43			80	A	Drexel		59	55			
		92	H	Elon			73	72			151	A	Northeastern		61	52			

Non-Div I Games:

James Madison

■ Loss,
■ Non-Conf,
■ S Site,
■ Home
■ A Away
N Neutral

Kansas

Through Games Of March 13, 2016

Average RPI Win:	177	WON-LOST	WINNING	LAST 10	STRENGTH OF	OPP. STRENGTH	TEAM	ADJ.	CONF.	ADJ CONF.
Average RPI Loss:	79	RECORD	PCT. RANK	GAMES	SCHEDULE	OF SCHEDULE	RPI	RPI	RPI	RPI
DIV. I ONLY	6- 25	315	1- 9	31	30	222	222	3	3	
DIV. I NON-CONF.	5- 6	180	0- 0	211	196	241	241	3	3	
TOTALS	RPI 1-25	RPI 26-50	W-L RECORDS	RPI 51-100	RPI 101-150	RPI 150+				
6- 25	0- 7	0- 7	OVERALL	0- 1	3- 8	3- 2				
4- 13	0- 3	0- 4	HOME	0- 1	2- 4	2- 1				
0- 11	0- 3	0- 3	AWAY	0- 0	0- 4	0- 1				
2- 1	0- 1	0- 0	NEUTRAL	0- 0	1- 0	1- 0				
5- 6	0- 0	0- 1	NON-CONFERENCE	0- 1	2- 2	3- 2				
4- 4	0- 0	0- 1	HOME	0- 1	2- 1	2- 1				
0- 2	0- 0	0- 0	AWAY	0- 0	0- 1	0- 1				
1- 0	0- 0	0- 0	NEUTRAL	0- 0	0- 0	1- 0				
1- 19	0- 7	0- 6	CONFERENCE	0- 0	1- 6	0- 0				
0- 9	0- 3	0- 3	HOME	0- 0	0- 3	0- 0				
0- 9	0- 3	0- 3	AWAY	0- 0	0- 3	0- 0				
1- 1	0- 1	0- 0	NEUTRAL	0- 0	1- 0	0- 0				

RPI 1-25				RPI 26-50				RPI 51-100				RPI 101+				Team's RPI: 222																			
RPI	S	Opponent	Score	RPI	S	Opponent	Score	RPI	S	Opponent	Score	RPI	S	Opponent	Score																				
2	A	Baylor	49 81	30	A	Oklahoma St.	49 71	96	H	Washington St.	53 66	109	A	TCU	52 55																				
2	H	Baylor	40 58	30	H	Oklahoma St.	46 74					109	H	TCU	44 70																				
7	A	Texas	46 70	32	A	Oklahoma	44 67					109	N	TCU	81 64																				
7	H	Texas	38 75	32	H	Oklahoma	66 72					113	H	Memphis	72 63																				
7	N	Texas	50 66	42	H	St. John's (NY)	71 86					115	H	Creighton	67 54																				
22	A	West Virginia	35 72	48	A	Kansas St.	67 81					127	A	Arizona	52 67																				
22	H	West Virginia	45 65	48	H	Kansas St.	46 59					136	A	Iowa St.	49 65																				
																		LAST 12 Division I GAMES:																	
																		7	N	Texas	50 66	109	H	TCU	44 70										
																		109	N	TCU	81 64	48	A	Kansas St.	67 81										
																		109	A	TCU	52 55	2	A	Baylor	49 81										
																		141	H	Texas Tech	58 69	136	H	Iowa St.	53 63										
																		30	A	Oklahoma St.	49 71	141	A	Texas Tech	44 54										
																		32	H	Oklahoma	66 72	7	A	Texas	46 70										

Non-Div I Games:

Kansas

Loss, Non-Conf, S Site, H Home A Away N Neutral

Average RPI Win:	157	WON-LOST	WINNING	LAST 10	STRENGTH OF	OPP. STRENGTH	TEAM	ADJ.	CONF.	ADJ CONF.
Average RPI Loss:	33	RECORD	PCT. RANK	GAMES	SCHEDULE	OF SCHEDULE	RPI	RPI	RPI	RPI
DIV. I ONLY	18- 12	115	4- 6	14	53	48	48	3	3	
DIV. I NON-CONF.	10- 1	19	0- 0	47	263	11	11	3	3	
TOTALS	RPI 1-25	RPI 26-50	W-L RECORDS	RPI 51-100	RPI 101-150	RPI 150+				
18- 12	0- 8	2- 2	OVERALL	2- 0	5- 2	9- 0				
13- 4	0- 3	2- 0	HOME	2- 0	3- 1	6- 0				
5- 7	0- 4	0- 2	AWAY	0- 0	2- 1	3- 0				
0- 1	0- 1	0- 0	NEUTRAL	0- 0	0- 0	0- 0				
10- 1	0- 1	0- 0	NON-CONFERENCE	2- 0	1- 0	7- 0				
8- 0	0- 0	0- 0	HOME	2- 0	1- 0	5- 0				
2- 1	0- 1	0- 0	AWAY	0- 0	0- 0	2- 0				
0- 0	0- 0	0- 0	NEUTRAL	0- 0	0- 0	0- 0				
8- 11	0- 7	2- 2	CONFERENCE	0- 0	4- 2	2- 0				
5- 4	0- 3	2- 0	HOME	0- 0	2- 1	1- 0				
3- 6	0- 3	0- 2	AWAY	0- 0	2- 1	1- 0				
0- 1	0- 1	0- 0	NEUTRAL	0- 0	0- 0	0- 0				

RPI 1-25				RPI 26-50				Team's RPI: 48	RPI 51-100				RPI 101+			
RPI	S	Opponent	Score	RPI	S	Opponent	Score		RPI	S	Opponent	Score	RPI	S	Opponent	Score
2	A	Baylor	52 87	30	A	Oklahoma St.	51 59		62	H	South Dakota	84 81	109	A	TCU	73 87
2	H	Baylor	52 63	30	H	Oklahoma St.	47 44		76	H	Abilene Christian	76 45	109	H	TCU	58 49
3	A	UConn	57 97	32	A	Oklahoma	58 68						136	A	Iowa St.	68 53
7	A	Texas	51 58	32	H	Oklahoma	87 71						136	H	Iowa St.	79 84
7	H	Texas	51 66										141	A	Texas Tech	65 53
22	A	West Virginia	44 64										141	H	Texas Tech	65 53
22	H	West Virginia	53 72										147	H	Southern U.	59 47
22	N	West Virginia	65 74										156	H	UT Arlington	61 41
													180	H	UTRGV	61 43
													181	H	Fla. Atlantic	102 53
													194	A	Tulsa	75 67
													205	H	Sam Houston St.	78 50
													222	A	Kansas	59 46
													222	H	Kansas	81 67
													242	H	Western Ill.	84 45
													345	A	Chicago St.	63 54
LAST 12 Division I GAMES:																
22	N	West Virginia	65 74	222	H	Kansas	81 67									
30	A	Oklahoma St.	51 59	32	H	Oklahoma	87 71									
2	H	Baylor	52 63	22	A	West Virginia	44 64									
136	A	Iowa St.	68 53	2	A	Baylor	52 87									
141	H	Texas Tech	65 53	7	H	Texas	51 66									
7	A	Texas	51 58	141	A	Texas Tech	65 53									

Non-Div I Games:

Kansas St.

■ Loss,
 ■ Non-Conf,
 ■ S Site,
 ■ Home
 ■ A Away
 N Neutral

Average RPI Win: 309		WON-LOST	WINNING	LAST 10	STRENGTH OF	OPP. STRENGTH	TEAM	ADJ.	CONF.	ADJ CONF.
Average RPI Loss: 181		RECORD	PCT. RANK	GAMES	SCHEDULE	OF SCHEDULE	RPI	RPI	RPI	RPI
DIV. I ONLY		10- 19	258	4- 6	295	317	290	290	29	29
DIV. I NON-CONF.		4- 10	253	0- 0	275	335	310	310	28	28
TOTALS		RPI 1-25	RPI 26-50	W-L RECORDS	RPI 51-100	RPI 101-150	RPI 150+			
10- 19	0- 0		0- 2	OVERALL	0- 2	0- 3	10- 12			
7- 6	0- 0		0- 0	HOME	0- 1	0- 2	7- 3			
3- 13	0- 0		0- 2	AWAY	0- 1	0- 1	3- 9			
0- 0	0- 0		0- 0	NEUTRAL	0- 0	0- 0	0- 0			
4- 10	0- 0		0- 2	NON-CONFERENCE	0- 0	0- 1	4- 7			
4- 2	0- 0		0- 0	HOME	0- 0	0- 1	4- 1			
0- 8	0- 0		0- 2	AWAY	0- 0	0- 0	0- 6			
0- 0	0- 0		0- 0	NEUTRAL	0- 0	0- 0	0- 0			
6- 9	0- 0		0- 0	CONFERENCE	0- 2	0- 2	6- 5			
3- 4	0- 0		0- 0	HOME	0- 1	0- 1	3- 2			
3- 5	0- 0		0- 0	AWAY	0- 1	0- 1	3- 3			
0- 0	0- 0		0- 0	NEUTRAL	0- 0	0- 0	0- 0			

[illegible]

Non-Div I Games:	Thomas (GA)	70	41
------------------	-------------	----	----

Kennesaw St.

Loss, Non-Conf, S Site, H Home A Away N Neutral

Average RPI Win:	246	WON-LOST	WINNING	LAST 10	STRENGTH OF	OPP. STRENGTH	TEAM	ADJ.	CONF.	ADJ CONF.
Average RPI Loss:	153	RECORD	PCT. RANK	GAMES	SCHEDULE	OF SCHEDULE	RPI	RPI	RPI	RPI
DIV. I ONLY	5- 23	318	2- 8	201	154	318	318	11	11	
DIV. I NON-CONF.	2- 7	280	0- 0	326	262	343	343	13	13	
TOTALS	RPI 1-25	RPI 26-50	W-L RECORDS	RPI 51-100	RPI 101-150	RPI 150+				
5- 23	0- 0	0- 0	OVERALL	1- 7	0- 9	4- 7				
5- 10	0- 0	0- 0	HOME	1- 3	0- 4	4- 3				
0- 13	0- 0	0- 0	AWAY	0- 4	0- 5	0- 4				
0- 0	0- 0	0- 0	NEUTRAL	0- 0	0- 0	0- 0				
2- 7	0- 0	0- 0	NON-CONFERENCE	0- 2	0- 1	2- 4				
2- 4	0- 0	0- 0	HOME	0- 2	0- 0	2- 2				
0- 3	0- 0	0- 0	AWAY	0- 0	0- 1	0- 2				
0- 0	0- 0	0- 0	NEUTRAL	0- 0	0- 0	0- 0				
3- 16	0- 0	0- 0	CONFERENCE	1- 5	0- 8	2- 3				
3- 6	0- 0	0- 0	HOME	1- 1	0- 4	2- 1				
0- 10	0- 0	0- 0	AWAY	0- 4	0- 4	0- 2				
0- 0	0- 0	0- 0	NEUTRAL	0- 0	0- 0	0- 0				

RPI 1-25				RPI 26-50				RPI 51-100				RPI 101+				Team's RPI: 318	
RPI	S	Opponent	Score	RPI	S	Opponent	Score	RPI	S	Opponent	Score	RPI	S	Opponent	Score		
								51	A	Ohio	52	86	106	A	Buffalo	47	63
								51	H	Ohio	54	93	106	H	Buffalo	66	77
								64	H	Ball St.	59	50	117	A	Toledo	67	73
								67	A	Central Mich.	61	81	117	H	Toledo	64	67
								81	H	Minnesota	73	85	126	A	Akron	66	78
								86	A	Eastern Mich.	60	73	126	H	Akron	60	70
								86	A	Eastern Mich.	51	72	130	A	Youngstown St.	61	91
								100	H	Wright St.	68	73	150	A	Western Mich.	52	73
													150	H	Western Mich.	53	65
													206	H	Brown	57	62
													255	A	Bowling Green	49	71
													255	H	Bowling Green	55	65
													263	H	Northern Ill.	95	85
													264	H	Cleveland St.	49	60
													283	A	Miami (OH)	52	55
													283	H	Miami (OH)	59	53
													295	H	Colgate	76	71
													299	A	Bradley	60	68
													315	A	IPFW	68	86
													323	H	North Dakota St.	75	54
LAST 12 Division I GAMES:																	
				86	A	Eastern Mich.	60	73		126	A	Akron	66	78			
				106	A	Buffalo	47	63		64	H	Ball St.	59	50			
				283	H	Miami (OH)	59	53		117	H	Toledo	64	67			
				126	H	Akron	60	70		283	A	Miami (OH)	52	55			
				51	A	Ohio	52	86		150	H	Western Mich.	53	65			
				255	H	Bowling Green	55	65		263	H	Northern Ill.	95	85			

Non-Div I Games: Malone 73 59

Kent St.

■ Loss,
 ■ Non-Conf,
 ■ S Site,
 ■ H Home
 ■ A Away
 N Neutral

Kentucky

Through Games Of March 13, 2016

Average RPI Win: 110		WON-LOST	WINNING	LAST 10	STRENGTH OF	OPP. STRENGTH	TEAM	ADJ.	CONF.	ADJ CONF.
Average RPI Loss: 49		RECORD	PCT. RANK	GAMES	SCHEDULE	OF SCHEDULE	RPI	RPI	RPI	RPI
DIV. I ONLY		23- 7	38	8- 2	12	15	13	13	2	2
DIV. I NON-CONF.		11- 0	1	0- 0	100	73	8	8	2	2
TOTALS		RPI 1-25	RPI 26-50		W-L RECORDS		RPI 51-100	RPI 101-150		RPI 150+
23- 7	4- 3	5- 1		OVERALL		4- 2	4- 0		6- 1	
14- 2	1- 1	3- 0		HOME		2- 1	2- 0		6- 0	
7- 4	3- 1	1- 1		AWAY		2- 1	1- 0		0- 1	
2- 1	0- 1	1- 0		NEUTRAL		0- 0	1- 0		0- 0	
11- 0	2- 0	1- 0		NON-CONFERENCE		2- 0	1- 0		5- 0	
8- 0	1- 0	1- 0		HOME		1- 0	0- 0		5- 0	
3- 0	1- 0	0- 0		AWAY		1- 0	1- 0		0- 0	
0- 0	0- 0	0- 0		NEUTRAL		0- 0	0- 0		0- 0	
12- 7	2- 3	4- 1		CONFERENCE		2- 2	3- 0		1- 1	
6- 2	0- 1	2- 0		HOME		1- 1	2- 0		1- 0	
4- 4	2- 1	1- 1		AWAY		1- 1	0- 0		0- 1	
2- 1	0- 1	1- 0		NEUTRAL		0- 0	1- 0		0- 0	

RPI	S	Opponent	Score	RPI	S	Opponent	Score	RPI	S	Opponent	Score	RPI	S	Opponent	Score
4	A	South Carolina	68 78	26	A	Florida	79 85	57	A	Auburn	61 66	125	H	LSU	70 58
4	H	South Carolina	62 73	26	N	Florida	92 69	57	H	Auburn	54 47	125	N	LSU	79 71
4	N	South Carolina	63 93	28	H	Tennessee	64 63	59	A	Middle Tenn.	68 52	142	H	Arkansas	77 63
11	A	Arizona St.	68 64	35	A	Georgia	64 53	73	A	Vanderbilt	71 55	146	A	Northern Ky.	84 65
14	H	Louisville	72 54	45	H	Missouri	69 59	73	H	Vanderbilt	69 71	160	H	Alabama	73 48
19	A	Texas A&M	71 58	47	H	Duke	71 61	86	H	Eastern Mich.	89 67	175	A	Ole Miss	65 73
24	A	Mississippi St.	83 60									202	H	Colorado	86 61
												225	H	Rice	72 39
												256	H	Tennessee St.	81 39
												307	H	Morehead St.	112 57
												308	H	Jackson St.	92 24
LAST 12 Division I GAMES:															
		4 N South Carolina	63 93			24 A Mississippi St.	83 60								
		26 N Florida	92 69			73 A Vanderbilt	71 55								
		125 N LSU	79 71			125 H LSU	70 58								
		19 A Texas A&M	71 58			4 A South Carolina	68 78								
		45 H Missouri	69 59			26 A Florida	79 85								
		142 H Arkansas	77 63			73 H Vanderbilt	69 71								

Non-Div I Games:

Kentucky

■ Loss,
 ■ Non-Conf, S Site,
 ■ Home
 ■ Away
 N Neutral

Average RPI Win:	312	WON-LOST	WINNING	LAST 10	STRENGTH OF	OPP. STRENGTH	TEAM	ADJ.	CONF.	ADJ CONF.
Average RPI Loss:	229	RECORD	PCT. RANK	GAMES	SCHEDULE	OF SCHEDULE	RPI	RPI	RPI	RPI
DIV. I ONLY	9- 21	276	3- 7	338	341	322	322	30	30	
DIV. I NON-CONF.	2- 9	296	0- 0	313	300	331	331	32	32	
TOTALS	RPI 1-25	RPI 26-50	W-L RECORDS	RPI 51-100	RPI 101-150	RPI 150+				
9- 21	0- 1	0- 0	OVERALL	0- 0	0- 1	9- 19				
3- 11	0- 1	0- 0	HOME	0- 0	0- 0	3- 10				
6- 8	0- 0	0- 0	AWAY	0- 0	0- 1	6- 7				
0- 2	0- 0	0- 0	NEUTRAL	0- 0	0- 0	0- 2				
2- 9	0- 1	0- 0	NON-CONFERENCE	0- 0	0- 1	2- 7				
0- 5	0- 1	0- 0	HOME	0- 0	0- 0	0- 4				
2- 2	0- 0	0- 0	AWAY	0- 0	0- 1	2- 1				
0- 2	0- 0	0- 0	NEUTRAL	0- 0	0- 0	0- 2				
7- 12	0- 0	0- 0	CONFERENCE	0- 0	0- 0	7- 12				
3- 6	0- 0	0- 0	HOME	0- 0	0- 0	3- 6				
4- 6	0- 0	0- 0	AWAY	0- 0	0- 0	4- 6				
0- 0	0- 0	0- 0	NEUTRAL	0- 0	0- 0	0- 0				

RPI S	Opponent	Score	RPI S	Opponent	Score	RPI S	Opponent	Score	RPI S	Opponent	Score	Team's RPI: 322
15	H Florida St.	42 78							106	A Buffalo	38 55	
									158	A Stony Brook	54 71	
									174	A Robert Morris	53 69	
									174	H Robert Morris	49 52	
									201	A Sacred Heart	47 71	
									201	H Sacred Heart	53 62	
									205	H Sam Houston St.	56 63	
									236	A Navy	68 66	
									237	A Bryant	56 70	
									237	A Bryant	55 63	
									237	H Bryant	53 62	
									247	H Columbia	74 84	
									250	N Bethune-Cookman	55 68	
									262	A Saint Francis (PA)	64 72	
									262	H Saint Francis (PA)	75 84	
									276	A Central Conn. St.	59 45	
									276	H Central Conn. St.	57 65	
									283	N Miami (OH)	49 68	
									295	H Colgate	53 63	
									313	A Fairleigh Dickinson	58 75	
									313	H Fairleigh Dickinson	65 62	
									316	A Mt. St. Mary's	61 51	
									316	H Mt. St. Mary's	53 50	
									327	A Howard	89 72	
									335	A St. Francis Brooklyn	65 62	
									335	H St. Francis Brooklyn	51 71	
LAST 12 Division I GAMES:												
237	A Bryant	56 70	335	A St. Francis Brooklyn	65 62							
343	H Wagner	71 66	201	A Sacred Heart	47 71							
237	H Bryant	53 62	316	H Mt. St. Mary's	53 50							
174	A Robert Morris	53 69	201	H Sacred Heart	53 62							
262	A Saint Francis (PA)	64 72	313	H Fairleigh Dickinson	65 62							
276	H Central Conn. St.	57 65	313	A Fairleigh Dickinson	58 75							

Non-Div I Games:

LIU Brooklyn

■ Loss,
 ■ Non-Conf,
 ■ S Site,
 ■ H Home
 ■ A Away
 N Neutral

RPI	S	Opponent	Score	
342	H	NJIT	44	53
343	A	Wagner	73	63
343	H	Wagner	71	66

L
I
U
B
r
o
o
k
l
y
n

L
I
U
B
r
o
o
k
l
y
n

LIU Brooklyn

Average RPI Win:	156	WON-LOST	WINNING	LAST 10	STRENGTH OF	OPP. STRENGTH	TEAM	ADJ.	CONF.	ADJ CONF.
Average RPI Loss:	56	RECORD	PCT. RANK	GAMES	SCHEDULE	OF SCHEDULE	RPI	RPI	RPI	RPI
DIV. I ONLY	10- 21	268	2- 8	4	52	125	125	2	2	
DIV. I NON-CONF.	6- 7	176	0- 0	22	167	110	110	2	2	
TOTALS	RPI 1-25	RPI 26-50	W-L RECORDS	RPI 51-100	RPI 101-150	RPI 150+				
10- 21	0- 7	2- 4	OVERALL	0- 6	2- 3	6- 1				
6- 7	0- 2	1- 2	HOME	0- 1	1- 2	4- 0				
2- 11	0- 4	1- 2	AWAY	0- 3	1- 1	0- 1				
2- 3	0- 1	0- 0	NEUTRAL	0- 2	0- 0	2- 0				
6- 7	0- 1	0- 0	NON-CONFERENCE	0- 4	2- 2	4- 0				
4- 1	0- 0	0- 0	HOME	0- 0	1- 1	3- 0				
1- 4	0- 1	0- 0	AWAY	0- 2	1- 1	0- 0				
1- 2	0- 0	0- 0	NEUTRAL	0- 2	0- 0	1- 0				
4- 14	0- 6	2- 4	CONFERENCE	0- 2	0- 1	2- 1				
2- 6	0- 2	1- 2	HOME	0- 1	0- 1	1- 0				
1- 7	0- 3	1- 2	AWAY	0- 1	0- 0	0- 1				
1- 1	0- 1	0- 0	NEUTRAL	0- 0	0- 0	1- 0				

RPI	S	Opponent	Score	RPI	S	Opponent	Score	RPI	S	Opponent	Score	RPI	S	Opponent	Score	Team's RPI: 125
3	A	UConn	40 86	26	A	Florida	45 53	52	A	Rutgers	57 69	102	A	Little Rock	57 51	
4	A	South Carolina	39 75	26	H	Florida	56 82	57	H	Auburn	53 63	112	H	Samford	44 47	
13	A	Kentucky	58 70	28	H	Tennessee	57 56	60	N	Maine	41 52	135	H	Long Beach St.	59 53	
13	N	Kentucky	71 79	35	A	Georgia	53 46	66	N	Purdue	52 69	142	H	Arkansas	44 48	
19	A	Texas A&M	54 68	35	H	Georgia	47 58	73	A	Vanderbilt	42 58	144	A	Wake Forest	57 60	
19	H	Texas A&M	35 53	45	A	Missouri	46 52	74	A	Tulane	63 67	160	A	Alabama	45 62	
24	H	Mississippi St.	52 71									160	N	Alabama	58 49	
												161	N	Marist	72 49	
												175	H	Ole Miss	76 57	
												228	H	Texas Southern	86 36	
												267	H	UC Santa Barbara	68 50	
												270	H	La.-Monroe	61 54	
LAST 12 Division I GAMES:																
13	N	Kentucky	71 79	35	H	Georgia	47 58									
160	N	Alabama	58 49	13	A	Kentucky	58 70									
4	A	South Carolina	39 75	24	H	Mississippi St.	52 71									
26	H	Florida	56 82	57	H	Auburn	53 63									
28	H	Tennessee	57 56	45	A	Missouri	46 52									
19	A	Texas A&M	54 68	35	A	Georgia	53 46									

Non-Div I Games:

LSU

■ Loss,
■ Non-Conf,
■ S Site,
■ H Home
■ A Away
N Neutral

Average RPI Win:	252	WON-LOST	WINNING	LAST 10	STRENGTH OF	OPP. STRENGTH	TEAM	ADJ.	CONF.	ADJ CONF.
Average RPI Loss:	130	RECORD	PCT. RANK	GAMES	SCHEDULE	OF SCHEDULE	RPI	RPI	RPI	RPI
DIV. I ONLY	5- 25	322	2- 8	123	128	281	281	7	7	
DIV. I NON-CONF.	3- 10	277	0- 0	133	266	242	242	8	8	
TOTALS	RPI 1-25	RPI 26-50	W-L RECORDS	RPI 51-100	RPI 101-150	RPI 150+				
5- 25	0- 3	0- 2	OVERALL	0- 5	1- 3	4- 12				
2- 11	0- 0	0- 2	HOME	0- 4	1- 0	1- 5				
2- 12	0- 3	0- 0	AWAY	0- 1	0- 2	2- 6				
1- 2	0- 0	0- 0	NEUTRAL	0- 0	0- 1	1- 1				
3- 10	0- 1	0- 1	NON-CONFERENCE	0- 2	0- 2	3- 4				
0- 5	0- 0	0- 1	HOME	0- 2	0- 0	0- 2				
2- 4	0- 1	0- 0	AWAY	0- 0	0- 1	2- 2				
1- 1	0- 0	0- 0	NEUTRAL	0- 0	0- 1	1- 0				
2- 15	0- 2	0- 1	CONFERENCE	0- 3	1- 1	1- 8				
2- 6	0- 0	0- 1	HOME	0- 2	1- 0	1- 3				
0- 8	0- 2	0- 0	AWAY	0- 1	0- 1	0- 4				
0- 1	0- 0	0- 0	NEUTRAL	0- 0	0- 0	0- 1				

RPI 1-25				RPI 26-50				RPI 51-100				RPI 101+ Team's RPI: 281			
RPI	S	Opponent	Score	RPI	S	Opponent	Score	RPI	S	Opponent	Score	RPI	S	Opponent	Score
18	A	Duquesne	49 74	27	H	Penn	68 78	54	A	Saint Louis	70 79	118	A	Saint Joseph's	55 64
23	A	George Washington	59 83	34	H	St. Bonaventure	63 70	55	H	Villanova	56 67	118	H	Saint Joseph's	75 70
25	A	Miami (FL)	58 86					68	H	VCU	76 84	139	N	Milwaukee	53 69
								69	H	Temple	48 77	144	A	Wake Forest	53 61
								83	H	Dayton	51 67	163	A	Fordham	44 54
												170	A	George Mason	70 79
												174	H	Robert Morris	45 76
												187	A	UMBC	29 60
												189	H	Davidson	58 66
												197	H	Richmond	43 60
												199	A	Fairfield	59 62
												214	A	Rhode Island	52 62
												214	H	Rhode Island	61 72
												224	A	Massachusetts	57 80
												224	H	Massachusetts	66 57
												224	N	Massachusetts	65 81
												240	H	North Texas	63 69
												245	A	Monmouth	65 50
												327	A	Howard	71 68
												347	N	Norfolk St.	67 59
LAST 12 Division I GAMES:															
224	N	Massachusetts	65 81	224	H	Massachusetts	66 57								
224	A	Massachusetts	57 80	68	H	VCU	76 84								
18	A	Duquesne	49 74	214	A	Rhode Island	52 62								
34	H	St. Bonaventure	63 70	118	A	Saint Joseph's	55 64								
118	H	Saint Joseph's	75 70	83	H	Dayton	51 67								
163	A	Fordham	44 54	54	A	Saint Louis	70 79								

Non-Div I Games:

La Salle

■ Loss,
 ■ Non-Conf,
 ■ S Site,
 ■ H Home
 ■ A Away
 N Neutral

La.-Lafayette

Through Games Of March 13, 2016

Average RPI Win:	218	WON-LOST	WINNING	LAST 10	STRENGTH OF	OPP. STRENGTH	TEAM	ADJ.	CONF.	ADJ CONF.
Average RPI Loss:	160	RECORD	PCT. RANK	GAMES	SCHEDULE	OF SCHEDULE	RPI	RPI	RPI	RPI
DIV. I ONLY	19- 10	82	5- 5	268	179	137	137	15	15	
DIV. I NON-CONF.	5- 2	86	0- 0	325	219	148	148	14	14	
TOTALS	RPI 1-25	RPI 26-50	W-L RECORDS	RPI 51-100	RPI 101-150	RPI 150+				
19- 10	0- 0	0- 2	OVERALL	0- 0	3- 3	16- 5				
9- 3	0- 0	0- 1	HOME	0- 0	1- 1	8- 1				
7- 6	0- 0	0- 1	AWAY	0- 0	1- 1	6- 4				
3- 1	0- 0	0- 0	NEUTRAL	0- 0	1- 1	2- 0				
5- 2	0- 0	0- 0	NON-CONFERENCE	0- 0	1- 0	4- 2				
2- 0	0- 0	0- 0	HOME	0- 0	0- 0	2- 0				
1- 2	0- 0	0- 0	AWAY	0- 0	0- 0	1- 2				
2- 0	0- 0	0- 0	NEUTRAL	0- 0	1- 0	1- 0				
14- 8	0- 0	0- 2	CONFERENCE	0- 0	2- 3	12- 3				
7- 3	0- 0	0- 1	HOME	0- 0	1- 1	6- 1				
6- 4	0- 0	0- 1	AWAY	0- 0	1- 1	5- 2				
1- 1	0- 0	0- 0	NEUTRAL	0- 0	0- 1	1- 0				

RPI 1-25			RPI 26-50			RPI 51-100			RPI 101+			Team's RPI: 137
RPI	S	Opponent	Score	RPI	S	Opponent	Score	RPI	S	Opponent	Score	
				43	A	Arkansas St.	56 83		102	A	Little Rock	65 58
				43	H	Arkansas St.	62 74		102	H	Little Rock	49 58
									102	N	Little Rock	52 63
									119	A	Troy	83 90
									119	H	Troy	56 53
									142	N	Arkansas	67 59
									156	A	UT Arlington	59 42
									156	H	UT Arlington	63 52
									156	N	UT Arlington	59 53
									175	A	Ole Miss	82 78
									193	A	South Ala.	59 68
									193	H	South Ala.	69 50
									201	N	Sacred Heart	60 58
									208	A	Louisiana Tech	62 79
									246	A	Texas St.	59 47
									246	H	Texas St.	42 46
									259	A	Appalachian St.	59 76
									259	H	Appalachian St.	60 51
									267	H	UC Santa Barbara	61 42
									270	A	La.-Monroe	71 52
									270	H	La.-Monroe	52 40
									271	A	Georgia St.	77 57
									271	H	Georgia St.	65 60
									285	A	Houston	51 52
									294	A	Ga. Southern	56 39
									294	H	Ga. Southern	56 49
LAST 12 Division I GAMES:												
				102	N	Little Rock	52 63		246	A	Texas St.	59 47
				156	N	UT Arlington	59 53		156	A	UT Arlington	59 42
				294	H	Ga. Southern	56 49		102	H	Little Rock	49 58
				271	H	Georgia St.	65 60		43	H	Arkansas St.	62 74
				193	A	South Ala.	59 68		259	A	Appalachian St.	59 76
				119	A	Troy	83 90		270	H	La.-Monroe	52 40

Non-Div I Games: Southern-N.O. 81 28 Dillard 84 36

La.-Lafayette

Loss, Non-Conf, S Site, H Home A Away N Neutral

RPI	S	Opponent	Score
297	H	Alcorn	73 61

La.-Lafayette

L
a
.
-
L
a
f
a
y
e
t
t
e

L
a
.
-
L
a
f
a
y
e
t
t
e

La.-Monroe

Through Games Of March 13, 2016

Average RPI Win:	256	WON-LOST	WINNING	LAST 10	STRENGTH OF	OPP. STRENGTH	TEAM	ADJ.	CONF.	ADJ CONF.
Average RPI Loss:	153	RECORD	PCT. RANK	GAMES	SCHEDULE	OF SCHEDULE	RPI	RPI	RPI	RPI
DIV. I ONLY	8- 17	272	3- 7	264	170	270	270	15	15	
DIV. I NON-CONF.	2- 3	201	0- 0	331	102	245	245	14	14	
TOTALS	RPI 1-25	RPI 26-50	W-L RECORDS	RPI 51-100	RPI 101-150	RPI 150+				
8- 17	0- 0	0- 2	OVERALL	0- 0	1- 8	7- 7				
5- 6	0- 0	0- 1	HOME	0- 0	1- 2	4- 3				
3- 11	0- 0	0- 1	AWAY	0- 0	0- 6	3- 4				
0- 0	0- 0	0- 0	NEUTRAL	0- 0	0- 0	0- 0				
2- 3	0- 0	0- 0	NON-CONFERENCE	0- 0	0- 3	2- 0				
1- 0	0- 0	0- 0	HOME	0- 0	0- 0	1- 0				
1- 3	0- 0	0- 0	AWAY	0- 0	0- 3	1- 0				
0- 0	0- 0	0- 0	NEUTRAL	0- 0	0- 0	0- 0				
6- 14	0- 0	0- 2	CONFERENCE	0- 0	1- 5	5- 7				
4- 6	0- 0	0- 1	HOME	0- 0	1- 2	3- 3				
2- 8	0- 0	0- 1	AWAY	0- 0	0- 3	2- 4				
0- 0	0- 0	0- 0	NEUTRAL	0- 0	0- 0	0- 0				

RPI 1-25			RPI 26-50			RPI 51-100			RPI 101+			Team's RPI: 270
RPI	S	Opponent	Score	RPI	S	Opponent	Score	RPI	S	Opponent	Score	
				43	A	Arkansas St.	43 66		102	A	Little Rock	44 56
				43	H	Arkansas St.	64 78		102	H	Little Rock	37 53
									109	A	TCU	42 80
									119	A	Troy	64 74
									119	H	Troy	77 73
									125	A	LSU	54 61
									137	A	La.-Lafayette	40 52
									137	H	La.-Lafayette	52 71
									145	A	McNeese St.	62 72
									156	A	UT Arlington	32 40
									156	H	UT Arlington	50 60
									193	A	South Ala.	67 54
									193	H	South Ala.	57 63
									246	A	Texas St.	57 63
									246	H	Texas St.	63 59
									259	A	Appalachian St.	52 64
									259	H	Appalachian St.	54 57
									271	A	Georgia St.	52 65
									271	H	Georgia St.	82 68
									294	A	Ga. Southern	50 49
									294	H	Ga. Southern	59 49
									310	H	Nicholls St.	69 57
									317	A	Southeastern La.	88 84
LAST 12 Division I GAMES:												
				271	H	Georgia St.	82 68		43	H	Arkansas St.	64 78
				294	H	Ga. Southern	59 49		102	H	Little Rock	37 53
				119	A	Troy	64 74		259	A	Appalachian St.	52 64
				193	A	South Ala.	67 54		137	A	La.-Lafayette	40 52
				156	A	UT Arlington	32 40		246	H	Texas St.	63 59
				246	A	Texas St.	57 63		156	H	UT Arlington	50 60

Non-Div I Games: LSU-Alexandria 73 42 Louisiana Col. 85 42 LSU-Shreveport 57 40 Dillard 70 46 La.-Monroe

Loss, Non-Conf, S Site, H Home A Away N Neutral

Lafayette

Through Games Of March 13, 2016

Average RPI Win:	318	WON-LOST	WINNING	LAST 10	STRENGTH OF	OPP. STRENGTH	TEAM	ADJ.	CONF.	ADJ CONF.
Average RPI Loss:	190	RECORD	PCT. RANK	GAMES	SCHEDULE	OF SCHEDULE	RPI	RPI	RPI	RPI
DIV. I ONLY	6- 23	312	2- 8	298	295	329	329	26	26	
DIV. I NON-CONF.	2- 8	290	0- 0	271	294	327	327	27	27	
TOTALS	RPI 1-25	RPI 26-50	W-L RECORDS	RPI 51-100	RPI 101-150	RPI 150+				
6- 23	0- 1	0- 1	OVERALL	0- 4	0- 0	6- 17				
4- 8	0- 1	0- 0	HOME	0- 2	0- 0	4- 5				
2- 13	0- 0	0- 1	AWAY	0- 2	0- 0	2- 10				
0- 2	0- 0	0- 0	NEUTRAL	0- 0	0- 0	0- 2				
2- 8	0- 1	0- 1	NON-CONFERENCE	0- 0	0- 0	2- 6				
2- 1	0- 1	0- 0	HOME	0- 0	0- 0	2- 0				
0- 5	0- 0	0- 1	AWAY	0- 0	0- 0	0- 4				
0- 2	0- 0	0- 0	NEUTRAL	0- 0	0- 0	0- 2				
4- 15	0- 0	0- 0	CONFERENCE	0- 4	0- 0	4- 11				
2- 7	0- 0	0- 0	HOME	0- 2	0- 0	2- 5				
2- 8	0- 0	0- 0	AWAY	0- 2	0- 0	2- 6				
0- 0	0- 0	0- 0	NEUTRAL	0- 0	0- 0	0- 0				

RPI 1-25				RPI 26-50				RPI 51-100				RPI 101+ Team's RPI: 329			
RPI	S	Opponent	Score	RPI	S	Opponent	Score	RPI	S	Opponent	Score	RPI	S	Opponent	Score
18	H	Duquesne	65 73	27	A	Penn	37 54	61	A	Army West Point	57 84	152	A	Delaware	47 67
								61	H	Army West Point	45 78	163	A	Fordham	49 61
								98	A	Bucknell	55 69	197	N	Richmond	46 54
								98	H	Bucknell	59 68	203	A	Loyola Maryland	65 66
												203	H	Loyola Maryland	51 55
												212	A	Lehigh	74 82
												212	H	Lehigh	65 80
												221	A	Hartford	50 55
												231	N	Coppin St.	57 64
												236	A	Navy	48 64
												236	H	Navy	58 65
												254	A	Holy Cross	49 66
												254	H	Holy Cross	54 57
												273	A	American	60 51
												273	H	American	63 59
												295	A	Colgate	68 80
												295	A	Colgate	55 70
												295	H	Colgate	59 72
												335	H	St. Francis Brooklyn	77 59
												338	H	Saint Peter's	72 69
												343	A	Wagner	48 69
												344	A	Boston U.	71 64
												344	H	Boston U.	71 56
LAST 12 Division I GAMES:															
295	A	Colgate	68 80	236	A	Navy	48 64								
98	H	Bucknell	59 68	254	H	Holy Cross	54 57								
295	A	Colgate	55 70	344	A	Boston U.	71 64								
98	A	Bucknell	55 69	61	A	Army West Point	57 84								
212	H	Lehigh	65 80	203	H	Loyola Maryland	51 55								
273	H	American	63 59	212	A	Lehigh	74 82								

Non-Div I Games:

Lafayette

■ Loss,
■ Non-Conf,
■ S Site,
■ H Home
■ A Away
N Neutral

Average RPI Win:	264	WON-LOST	WINNING	LAST 10	STRENGTH OF	OPP. STRENGTH	TEAM	ADJ.	CONF.	ADJ CONF.
Average RPI Loss:	179	RECORD	PCT. RANK	GAMES	SCHEDULE	OF SCHEDULE	RPI	RPI	RPI	RPI
DIV. I ONLY	8- 19	282	4- 6	241	270	282	282	27	27	
DIV. I NON-CONF.	0- 7	338	0- 0	229	109	337	337	26	26	
TOTALS	RPI 1-25	RPI 26-50	W-L RECORDS	RPI 51-100	RPI 101-150	RPI 150+				
8- 19	0- 0	0- 2	OVERALL	1- 3	0- 4	7- 10				
5- 5	0- 0	0- 0	HOME	1- 0	0- 2	4- 3				
2- 13	0- 0	0- 2	AWAY	0- 3	0- 1	2- 7				
1- 1	0- 0	0- 0	NEUTRAL	0- 0	0- 1	1- 0				
0- 7	0- 0	0- 2	NON-CONFERENCE	0- 1	0- 0	0- 4				
0- 1	0- 0	0- 0	HOME	0- 0	0- 0	0- 1				
0- 6	0- 0	0- 2	AWAY	0- 1	0- 0	0- 3				
0- 0	0- 0	0- 0	NEUTRAL	0- 0	0- 0	0- 0				
8- 12	0- 0	0- 0	CONFERENCE	1- 2	0- 4	7- 6				
5- 4	0- 0	0- 0	HOME	1- 0	0- 2	4- 2				
2- 7	0- 0	0- 0	AWAY	0- 2	0- 1	2- 4				
1- 1	0- 0	0- 0	NEUTRAL	0- 0	0- 1	1- 0				

RPI 1-25				RPI 26-50				RPI 51-100				RPI 101+				Team's RPI: 282	
RPI	S	Opponent	Score	RPI	S	Opponent	Score	RPI	S	Opponent	Score	RPI	S	Opponent	Score		
				30	A	Oklahoma St.	45 90	76	A	Abilene Christian	62 90	133	H	Northwestern St.	51 73		
				45	A	Missouri	57 91	76	H	Abilene Christian	63 54	145	A	McNeese St.	84 92		
								88	A	Utah	67 71	145	H	McNeese St.	69 76		
								90	A	Central Ark.	49 74	145	N	McNeese St.	78 88		
												177	A	Loyola Chicago	71 82		
												205	A	Sam Houston St.	75 78		
												205	H	Sam Houston St.	76 78		
												210	A	SFA	64 60		
												210	H	SFA	77 79		
												227	H	Canisius	55 57		
												261	A	Houston Baptist	66 77		
												261	H	Houston Baptist	77 70		
												261	N	Houston Baptist	98 95		
												278	A	Prairie View	72 80		
												309	A	Northern Ariz.	63 75		
												310	A	Nicholls St.	59 69		
												312	H	A&M-Corpus Christi	75 70		
												317	A	Southeastern La.	66 73		
												331	A	Incarnate Word	67 61		
												331	H	Incarnate Word	59 49		
												332	H	New Orleans	79 52		
LAST 12 Division I GAMES:																	
				145	N	McNeese St.	78 88	210	H	SFA	77 79						
				261	N	Houston Baptist	98 95	261	A	Houston Baptist	66 77						
				205	A	Sam Houston St.	75 78	331	H	Incarnate Word	59 49						
				331	A	Incarnate Word	67 61	76	H	Abilene Christian	63 54						
				145	H	McNeese St.	69 76	76	A	Abilene Christian	62 90						
				145	A	McNeese St.	84 92	205	H	Sam Houston St.	76 78						

Non-Div I Games: Howard Payne 88 50 Tex. A&M-Kingsville 82 66 Schreiner 60 41 Louisiana Col. 99 34
Lamar

Loss, Non-Conf, S Site, H Home A Away N Neutral

Average RPI Win: 276	WON-LOST	WINNING	LAST 10	STRENGTH OF	OPP. STRENGTH	TEAM	ADJ.	CONF.	ADJ CONF.
Average RPI Loss: 160	RECORD	PCT. RANK	GAMES	SCHEDULE	OF SCHEDULE	RPI	RPI	RPI	RPI
DIV. I ONLY	17- 13	137	4- 6	307	286	212	212	26	26
DIV. I NON-CONF.	6- 4	125	0- 0	335	237	231	231	27	27
TOTALS	RPI 1-25	RPI 26-50	W-L RECORDS	RPI 51-100	RPI 101-150	RPI 150+			
17- 13	0- 0	0- 0	OVERALL	0- 6	0- 1	17- 6			
9- 6	0- 0	0- 0	HOME	0- 3	0- 1	9- 2			
8- 7	0- 0	0- 0	AWAY	0- 3	0- 0	8- 4			
0- 0	0- 0	0- 0	NEUTRAL	0- 0	0- 0	0- 0			
6- 4	0- 0	0- 0	NON-CONFERENCE	0- 1	0- 1	6- 2			
3- 2	0- 0	0- 0	HOME	0- 1	0- 1	3- 0			
3- 2	0- 0	0- 0	AWAY	0- 0	0- 0	3- 2			
0- 0	0- 0	0- 0	NEUTRAL	0- 0	0- 0	0- 0			
11- 9	0- 0	0- 0	CONFERENCE	0- 5	0- 0	11- 4			
6- 4	0- 0	0- 0	HOME	0- 2	0- 0	6- 2			
5- 5	0- 0	0- 0	AWAY	0- 3	0- 0	5- 2			
0- 0	0- 0	0- 0	NEUTRAL	0- 0	0- 0	0- 0			

RPI S	Opponent	Score	RPI S	Opponent	Score	RPI S	Opponent	Score	RPI S	Opponent	Score	Team's RPI: 212
						55	H Villanova	44 65	118	H Saint Joseph's	62 63	
						61	A Army West Point	39 63	173	H Montana	80 53	
						61	A Army West Point	46 76	184	A Illinois	67 76	
						61	H Army West Point	49 69	203	A Loyola Maryland	76 68	
						98	A Bucknell	77 80	203	H Loyola Maryland	66 48	
						98	H Bucknell	54 67	207	A Hampton	63 56	
									236	A Navy	51 48	
									236	H Navy	54 62	
									245	H Monmouth	95 88	
									254	A Holy Cross	71 77	
									254	H Holy Cross	64 48	
									254	H Holy Cross	61 58	
									273	A American	61 52	
									273	H American	55 59	
									284	A Rider	60 61	
									295	A Colgate	72 82	
									295	H Colgate	83 74	
									324	A Delaware St.	83 49	
									329	A Lafayette	80 65	
									329	H Lafayette	82 74	
									338	H Saint Peter's	74 42	
									342	A NJIT	75 47	
									344	A Boston U.	73 66	
									344	H Boston U.	72 48	
LAST 12 Division I GAMES:												
			61	A Army West Point	46 76		236	H Navy	54 62			
			254	H Holy Cross	64 48		254	A Holy Cross	71 77			
			295	A Colgate	72 82		98	H Bucknell	54 67			
			61	H Army West Point	49 69		273	A American	61 52			
			295	H Colgate	83 74		203	A Loyola Maryland	76 68			
			329	A Lafayette	80 65		344	H Boston U.	72 48			

Non-Div I Games: Kutztown 81 51

Lehigh

■ Loss,
 ■ Non-Conf,
 ■ S Site,
 ■ H Home
 ■ A Away
 N Neutral

Average RPI Win:	245	WON-LOST	WINNING	LAST 10	STRENGTH OF	OPP. STRENGTH	TEAM	ADJ.	CONF.	ADJ CONF.
Average RPI Loss:	114	RECORD	PCT. RANK	GAMES	SCHEDULE	OF SCHEDULE	RPI	RPI	RPI	RPI
DIV. I ONLY	19- 12	104	6- 4	130	252	121	121	25	25	
DIV. I NON-CONF.	2- 6	272	0- 0	18	3	146	146	29	29	
TOTALS	RPI 1-25	RPI 26-50	W-L RECORDS	RPI 51-100	RPI 101-150	RPI 150+				
19- 12	0- 1	0- 4	OVERALL	1- 1	1- 2	17- 4				
9- 4	0- 0	0- 2	HOME	1- 0	1- 0	7- 2				
8- 6	0- 0	0- 2	AWAY	0- 0	0- 2	8- 2				
2- 2	0- 1	0- 0	NEUTRAL	0- 1	0- 0	2- 0				
2- 6	0- 1	0- 4	NON-CONFERENCE	1- 1	0- 0	1- 0				
1- 2	0- 0	0- 2	HOME	1- 0	0- 0	0- 0				
1- 2	0- 0	0- 2	AWAY	0- 0	0- 0	1- 0				
0- 2	0- 1	0- 0	NEUTRAL	0- 1	0- 0	0- 0				
17- 6	0- 0	0- 0	CONFERENCE	0- 0	1- 2	16- 4				
8- 2	0- 0	0- 0	HOME	0- 0	1- 0	7- 2				
7- 4	0- 0	0- 0	AWAY	0- 0	0- 2	7- 2				
2- 0	0- 0	0- 0	NEUTRAL	0- 0	0- 0	2- 0				

RPI 1-25				RPI 26-50				RPI 51-100				RPI 101+				Team's RPI: 121
RPI	S	Opponent	Score	RPI	S	Opponent	Score	RPI	S	Opponent	Score	RPI	S	Opponent	Score	
6	N	Ohio St.	65 75	31	A	James Madison	56 72	84	N	California	72 77	120	A	UNC Asheville	62 64	
				39	H	Seton Hall	56 92	92	H	Elon	72 63	120	A	UNC Asheville	51 56	
				47	A	Duke	41 79					120	H	UNC Asheville	71 53	
				49	H	North Carolina St.	53 61					176	A	Radford	49 43	
												176	H	Radford	67 53	
												176	N	Radford	51 41	
												186	A	Presbyterian	42 60	
												186	H	Presbyterian	49 57	
												215	A	Gardner-Webb	57 61	
												215	H	Gardner-Webb	73 51	
												251	A	High Point	73 68	
												251	H	High Point	56 43	
												253	A	Campbell	62 52	
												253	H	Campbell	67 55	
												259	A	Appalachian St.	74 68	
												287	A	Coastal Caro.	65 63	
												287	H	Coastal Caro.	51 58	
												288	A	Charleston So.	59 49	
												288	H	Charleston So.	51 40	
												288	N	Charleston So.	68 53	
												314	A	Longwood	72 67	
												314	H	Longwood	67 47	
												328	A	Winthrop	59 42	
												328	H	Winthrop	77 61	
LAST 12 Division I GAMES:																
				120	A	UNC Asheville	62 64					251	A	High Point	73 68	
				176	N	Radford	51 41					287	H	Coastal Caro.	51 58	
				288	N	Charleston So.	68 53					120	A	UNC Asheville	51 56	
				186	H	Presbyterian	49 57					253	H	Campbell	67 55	
				328	A	Winthrop	59 42					176	H	Radford	67 53	
				314	H	Longwood	67 47					288	A	Charleston So.	59 49	

Non-Div I Games: Shepherd 69 57

Liberty

Loss, Non-Conf, S Site, H Home A Away N Neutral

Average RPI Win: 306	WON-LOST	WINNING	LAST 10	STRENGTH OF	OPP. STRENGTH	TEAM	ADJ.	CONF.	ADJ CONF.
Average RPI Loss: 194	RECORD	PCT. RANK	GAMES	SCHEDULE	OF SCHEDULE	RPI	RPI	RPI	RPI
DIV. I ONLY	4- 25	329	2- 8	228	319	334	334	29	29
DIV. I NON-CONF.	2- 12	311	0- 0	198	332	309	309	28	28
TOTALS	RPI 1-25	RPI 26-50	W-L RECORDS	RPI 51-100	RPI 101-150	RPI 150+			
4- 25	0- 0	0- 1	OVERALL	0- 5	0- 3	4- 16			
3- 11	0- 0	0- 1	HOME	0- 3	0- 1	3- 6			
1- 13	0- 0	0- 0	AWAY	0- 2	0- 2	1- 9			
0- 1	0- 0	0- 0	NEUTRAL	0- 0	0- 0	0- 1			
2- 12	0- 0	0- 1	NON-CONFERENCE	0- 3	0- 0	2- 8			
1- 6	0- 0	0- 1	HOME	0- 2	0- 0	1- 3			
1- 5	0- 0	0- 0	AWAY	0- 1	0- 0	1- 4			
0- 1	0- 0	0- 0	NEUTRAL	0- 0	0- 0	0- 1			
2- 13	0- 0	0- 0	CONFERENCE	0- 2	0- 3	2- 8			
2- 5	0- 0	0- 0	HOME	0- 1	0- 1	2- 3			
0- 8	0- 0	0- 0	AWAY	0- 1	0- 2	0- 5			
0- 0	0- 0	0- 0	NEUTRAL	0- 0	0- 0	0- 0			

RPI S	Opponent	Score	RPI S	Opponent	Score	RPI S	Opponent	Score	RPI S	Opponent	Score	Team's RPI: 334
38	H Western Ky.	56 64	64	H Ball St.	60 72	134	A Jacksonville	51 81				
			71	A FGCU	52 91	134	A Jacksonville	51 80				
			71	H FGCU	39 71	134	H Jacksonville	55 76				
			77	H Belmont	68 90	160	A Alabama	49 68				
			100	A Wright St.	65 92	190	A Stetson	75 79				
						190	H Stetson	62 83				
						203	H Loyola Maryland	52 57				
						213	A USC Upstate	71 93				
						213	H USC Upstate	54 81				
						228	N Texas Southern	62 66				
						233	H Southeast Mo. St.	69 84				
						256	A Tennessee St.	65 77				
						260	H Murray St.	93 85				
						279	A Tennessee Tech	70 81				
						290	A Kennesaw St.	54 55				
						290	H Kennesaw St.	64 68				
						294	A Ga. Southern	66 55				
						307	H Morehead St.	77 92				
						308	A Jackson St.	52 53				
						326	A North Florida	70 78				
						326	H North Florida	78 71				
						342	A NJIT	51 61				
						342	H NJIT	63 49				
LAST 12 Division I GAMES:												
134	A Jacksonville	51 80	342	H NJIT	63 49							
290	H Kennesaw St.	64 68	213	A USC Upstate	71 93							
71	A FGCU	52 91	342	A NJIT	51 61							
190	A Stetson	75 79	213	H USC Upstate	54 81							
134	H Jacksonville	55 76	190	H Stetson	62 83							
326	H North Florida	78 71	71	H FGCU	39 71							

Non-Div I Games: North Ala. 88 67

Lipscomb

■ Loss,
 ■ Non-Conf,
 ■ S Site,
 ■ H Home
 ■ A Away
 N Neutral

Average RPI Win: 204		WON-LOST	WINNING	LAST 10	STRENGTH OF	OPP. STRENGTH	TEAM	ADJ.	CONF.	ADJ CONF.
Average RPI Loss: 100		RECORD	PCT. RANK	GAMES	SCHEDULE	OF SCHEDULE	RPI	RPI	RPI	RPI
DIV. I ONLY		20- 12	97	9- 1	117	135	102	102	15	15
DIV. I NON-CONF.		2- 7	280	0- 0	30	5	182	182	14	14
TOTALS		RPI 1-25	RPI 26-50	W-L RECORDS	RPI 51-100	RPI 101-150	RPI 150+			
20- 12	0- 2		1- 2	OVERALL	0- 2	5- 4	14- 2			
10- 5	0- 1		1- 0	HOME	0- 1	2- 2	7- 1			
8- 6	0- 1		0- 2	AWAY	0- 1	2- 1	6- 1			
2- 1	0- 0		0- 0	NEUTRAL	0- 0	1- 1	1- 0			
2- 7	0- 2		0- 1	NON-CONFERENCE	0- 2	2- 1	0- 1			
1- 4	0- 1		0- 0	HOME	0- 1	1- 1	0- 1			
1- 3	0- 1		0- 1	AWAY	0- 1	1- 0	0- 0			
0- 0	0- 0		0- 0	NEUTRAL	0- 0	0- 0	0- 0			
18- 5	0- 0		1- 1	CONFERENCE	0- 0	3- 3	14- 1			
9- 1	0- 0		1- 0	HOME	0- 0	1- 1	7- 0			
7- 3	0- 0		0- 1	AWAY	0- 0	1- 1	6- 1			
2- 1	0- 0		0- 0	NEUTRAL	0- 0	1- 1	1- 0			

RPI 1-25					
RPI	S	Opponent	Score		
7	H	Texas	56	66	
19	A	Texas A&M	39	69	
RPI 26-50					
RPI	S	Opponent	Score		
32	A	Oklahoma	52	65	
43	A	Arkansas St.	53	66	
43	H	Arkansas St.	71	69	
RPI 51-100					
RPI	S	Opponent	Score		
74	A	Tulane	53	69	
79	H	Missouri St.	58	64	
RPI 101+					
RPI	S	Opponent	Score		
113	H	Memphis	61	53	
119	A	Troy	71	78	
119	H	Troy	79	64	
119	N	Troy	60	61	
125	H	LSU	51	57	
137	A	La.-Lafayette	58	49	
137	H	La.-Lafayette	58	65	
137	N	La.-Lafayette	63	52	
143	A	Oral Roberts	66	52	
156	A	UT Arlington	59	55	
156	H	UT Arlington	49	43	
193	A	South Ala.	47	34	
193	H	South Ala.	74	43	
194	H	Tulsa	63	74	
246	A	Texas St.	57	67	
246	H	Texas St.	57	45	
246	N	Texas St.	62	50	
259	A	Appalachian St.	72	67	
259	H	Appalachian St.	67	50	
270	A	La.-Monroe	53	37	
270	H	La.-Monroe	56	44	
271	A	Georgia St.	54	39	
271	H	Georgia St.	59	32	
294	A	Ga. Southern	50	45	
294	H	Ga. Southern	69	36	

Non-Div I Games:

Little Rock

Loss, Non-Conf, S Site, H Home A Away N Neutral

Average RPI Win:	245	WON-LOST	WINNING	LAST 10	STRENGTH OF	OPP. STRENGTH	TEAM	ADJ.	CONF.	ADJ CONF.
Average RPI Loss:	87	RECORD	PCT. RANK	GAMES	SCHEDULE	OF SCHEDULE	RPI	RPI	RPI	RPI
DIV. I ONLY	24- 8	45	7- 3	325	171	135	135	22	22	
DIV. I NON-CONF.	11- 3	54	0- 0	321	70	125	125	21	21	
TOTALS	RPI 1-25	RPI 26-50	W-L RECORDS	RPI 51-100	RPI 101-150	RPI 150+				
24- 8	0- 0	1- 0	OVERALL	0- 4	1- 4	22- 0				
11- 3	0- 0	1- 0	HOME	0- 2	0- 1	10- 0				
10- 4	0- 0	0- 0	AWAY	0- 2	0- 2	10- 0				
3- 1	0- 0	0- 0	NEUTRAL	0- 0	1- 1	2- 0				
11- 3	0- 0	1- 0	NON-CONFERENCE	0- 2	1- 1	9- 0				
5- 1	0- 0	1- 0	HOME	0- 1	0- 0	4- 0				
4- 2	0- 0	0- 0	AWAY	0- 1	0- 1	4- 0				
2- 0	0- 0	0- 0	NEUTRAL	0- 0	1- 0	1- 0				
13- 5	0- 0	0- 0	CONFERENCE	0- 2	0- 3	13- 0				
6- 2	0- 0	0- 0	HOME	0- 1	0- 1	6- 0				
6- 2	0- 0	0- 0	AWAY	0- 1	0- 1	6- 0				
1- 1	0- 0	0- 0	NEUTRAL	0- 0	0- 1	1- 0				

RPI S	Opponent	Score	RPI S	Opponent	Score	RPI S	Opponent	Score	RPI S	Opponent	Score	Team's RPI: 135
37	H UTEP	47 40	56	A Southern California	43 69	105	A Hawaii	42 60				
			65	A UC Riverside	58 83	105	H Hawaii	55 67				
			65	H UC Riverside	60 78	105	N Hawaii	60 76				
			72	H San Francisco	52 66	125	A LSU	53 59				
						133	N Northwestern St.	60 59				
						166	A UC Davis	75 62				
						166	H UC Davis	74 64				
						179	A Pacific	68 60				
						191	A Cal Poly	61 56				
						191	H Cal Poly	65 53				
						191	N Cal Poly	54 52				
						202	H Colorado	59 42				
						211	H UNLV	67 63				
						238	H San Diego St.	74 54				
						267	A UC Santa Barbara	58 55				
						267	H UC Santa Barbara	60 52				
						272	A Seattle	69 57				
						285	A Houston	47 41				
						301	A CSUN	79 69				
						301	H CSUN	74 71				
						303	A Denver	48 41				
						309	N Northern Ariz.	69 48				
						320	H Portland St.	89 71				
						336	A UC Irvine	71 65				
						336	H UC Irvine	67 49				
						339	A Cal St. Fullerton	82 61				
LAST 12 Division I GAMES:												
			105	N Hawaii	60 76	267	A UC Santa Barbara	58 55				
			191	N Cal Poly	54 52	65	A UC Riverside	58 83				
			301	A CSUN	79 69	267	H UC Santa Barbara	60 52				
			166	H UC Davis	74 64	105	A Hawaii	42 60				
			336	H UC Irvine	67 49	301	H CSUN	74 71				
			191	A Cal Poly	61 56	191	H Cal Poly	65 53				

Non-Div I Games:

Long Beach St.

■ Loss,
 ■ Non-Conf, S Site,
 ■ Home
 ■ Away
 N Neutral

RPI	S	Opponent	Score
339	H	Cal St. Fullerton	62 57

Long Beach St.

L
o
n
g
B
e
a
c
h
S
t
.

L
o
n
g
B
e
a
c
h
S
t
.

Average RPI Win: 299	WON-LOST	WINNING	LAST 10	STRENGTH OF	OPP. STRENGTH	TEAM	ADJ.	CONF.	ADJ CONF.
Average RPI Loss: 186	RECORD	PCT. RANK	GAMES	SCHEDULE	OF SCHEDULE	RPI	RPI	RPI	RPI
DIV. I ONLY	6- 22	311	2- 8	249	300	314	314	25	25
DIV. I NON-CONF.	1- 6	311	0- 0	163	136	283	283	29	29
TOTALS	RPI 1-25	RPI 26-50	W-L RECORDS	RPI 51-100	RPI 101-150	RPI 150+			
6- 22	0- 2	0- 1	OVERALL	0- 0	0- 5	6- 14			
4- 7	0- 0	0- 0	HOME	0- 0	0- 2	4- 5			
2- 14	0- 0	0- 0	AWAY	0- 0	0- 1	2- 0			
0- 1	0- 0	0- 0	NEUTRAL	0- 0	0- 0	0- 1			
1- 6	0- 2	0- 1	NON-CONFERENCE	0- 0	0- 1	1- 2			
1- 0	0- 0	0- 0	HOME	0- 0	0- 0	1- 0			
0- 6	0- 2	0- 1	AWAY	0- 0	0- 1	0- 2			
0- 0	0- 0	0- 0	NEUTRAL	0- 0	0- 0	0- 0			
5- 16	0- 0	0- 0	CONFERENCE	0- 0	0- 4	5- 12			
3- 7	0- 0	0- 0	HOME	0- 0	0- 2	3- 5			
2- 8	0- 0	0- 0	AWAY	0- 0	0- 2	2- 6			
0- 1	0- 0	0- 0	NEUTRAL	0- 0	0- 0	0- 1			

RPI 1-25				RPI 26-50				RPI 51-100				RPI 101+ Team's RPI: 314			
RPI	S	Opponent	Score	RPI	S	Opponent	Score	RPI	S	Opponent	Score	RPI	S	Opponent	Score
5	A	Oregon St.	45 110	31	A	James Madison	30 88					111	A	Virginia	46 81
22	A	West Virginia	43 74									120	A	UNC Asheville	42 81
												120	H	UNC Asheville	54 61
												121	A	Liberty	47 67
												121	H	Liberty	67 72
												176	A	Radford	64 80
												176	H	Radford	67 79
												186	A	Presbyterian	49 75
												186	H	Presbyterian	38 59
												215	A	Gardner-Webb	42 67
												215	H	Gardner-Webb	62 59
												251	A	High Point	68 79
												251	H	High Point	70 89
												253	A	Campbell	65 72
												253	H	Campbell	56 73
												287	A	Coastal Caro.	56 48
												287	H	Coastal Caro.	84 76
												288	A	Charleston So.	58 66
												288	H	Charleston So.	54 63
												288	N	Charleston So.	50 72
												311	A	UNCG	60 81
												324	A	Delaware St.	63 88
												328	A	Winthrop	63 60
												328	H	Winthrop	67 60
												348	H	N.C. Central	60 49
LAST 12 Division I GAMES:															
		288 N Charleston So.	50 72			253 A Campbell	65 72								
		215 H Gardner-Webb	62 59			120 H UNC Asheville	54 61								
		287 H Coastal Caro.	84 76			288 A Charleston So.	58 66								
		121 A Liberty	47 67			186 A Presbyterian	49 75								
		176 A Radford	64 80			328 H Winthrop	67 60								
		251 H High Point	70 89			121 H Liberty	67 72								

Non-Div I Games: Notre Dame (MD) 83 32 N.C. Wesleyan 100 57

Longwood

■ Loss,
 ■ Non-Conf,
 ■ S Site,
 ■ Home
 ■ A Away
 N Neutral

DIV. I ONLY	13- 16	202	3- 7	190	123	208	208	13	13
DIV. I NON-CONF.	4- 6	201	0- 0	196	161	227	227	11	11
TOTALS	RPI 1-25	RPI 26-50	W-L RECORDS	RPI 51-100	RPI 101-150	RPI 150+			
13- 16	0- 2	0- 3	OVERALL	0- 2	2- 3	11- 6			
8- 6	0- 1	0- 2	HOME	0- 0	1- 2	7- 1			
4- 8	0- 0	0- 0	AWAY	0- 2	1- 0	3- 0			
1- 2	0- 1	0- 0	NEUTRAL	0- 0	0- 0	1- 1			
4- 6	0- 2	0- 0	NON-CONFERENCE	0- 0	1- 2	3- 2			
2- 3	0- 1	0- 0	HOME	0- 0	1- 1	1- 1			
1- 2	0- 0	0- 0	AWAY	0- 0	0- 1	1- 1			
1- 1	0- 1	0- 0	NEUTRAL	0- 0	0- 0	1- 0			
9- 10	0- 0	0- 3	CONFERENCE	0- 2	1- 1	8- 4			
6- 3	0- 0	0- 2	HOME	0- 0	0- 1	6- 0			
3- 6	0- 0	0- 1	AWAY	0- 2	1- 0	2- 3			
0- 1	0- 0	0- 0	NEUTRAL	0- 0	0- 0	0- 1			

RPI 1-25					
RPI	S	Opponent	Score		
10	N	UCLA	57	68	
24	H	Mississippi St.	63	93	
RPI 26-50					
RPI	S	Opponent	Score		
37	A	UTEP	80	86	
37	H	UTEP	65	72	
38	H	Western Ky.	58	69	
RPI 51-100					
RPI	S	Opponent	Score		
59	A	Middle Tenn.	57	68	
89	A	Charlotte	58	63	
RPI 101+					
RPI	S	Opponent	Score		
127	A	Arizona	67	77	
128	H	Marshall	52	54	
129	A	Old Dominion	69	51	
137	H	La.-Lafayette	79	62	
145	H	McNeese St.	71	74	
155	A	UAB	49	64	
181	H	Fla. Atlantic	65	62	
188	A	Southern Miss.	59	69	
188	H	Southern Miss.	72	37	
198	A	Wisconsin	65	79	
210	H	SFA	76	44	
225	A	Rice	77	84	
225	H	Rice	63	61	
225	N	Rice	67	72	
240	A	North Texas	78	67	
240	H	North Texas	77	71	
268	A	UTSA	82	72	
268	H	UTSA	75	66	
278	H	Prairie View	68	77	
303	N	Denver	58	53	
304	H	FIU	82	63	
310	A	Nicholls St.	58	55	
LAST 12 Division I GAMES:					
225	N	Rice	67	72	268 H UTSA 75 66
38	H	Western Ky.	58	69	155 A UAB 49 64
128	H	Marshall	52	54	59 A Middle Tenn. 57 68
225	A	Rice	77	84	240 H North Texas 77 71
240	A	North Texas	78	67	225 H Rice 63 61
37	H	UTEP	65	72	37 A UTEP 80 86

L
o
u
i
s
i
a
n
a
T
e
c
h

Luigi Siani
Tecnica

Non-Div I Games:	Loyola (LA)	76	40
------------------	-------------	----	----

Louisiana Tech

Loss, Non-Conf, S Site, H Home A Away N Neutral

Louisville

Through Games Of March 13, 2016

Average RPI Win:	119	WON-LOST	WINNING	LAST 10	STRENGTH OF	OPP. STRENGTH	TEAM	ADJ.	CONF.	ADJ CONF.
Average RPI Loss:	42	RECORD	PCT. RANK	GAMES	SCHEDULE	OF SCHEDULE	RPI	RPI	RPI	RPI
DIV. I ONLY	25- 7	31	8- 2	25	22	14	14	4	4	
DIV. I NON-CONF.	9- 5	108	1- 0	63	23	64	64	5	5	
TOTALS	RPI 1-25	RPI 26-50	W-L RECORDS	RPI 51-100	RPI 101-150	RPI 150+				
25- 7	5- 3	2- 1	OVERALL	2- 3	9- 0	7- 0				
12- 2	2- 1	1- 0	HOME	0- 1	6- 0	3- 0				
11- 2	3- 1	1- 1	AWAY	1- 0	3- 0	3- 0				
2- 3	0- 1	0- 0	NEUTRAL	1- 2	0- 0	1- 0				
9- 5	2- 1	0- 1	NON-CONFERENCE	0- 3	2- 0	5- 0				
5- 1	1- 0	0- 0	HOME	0- 1	2- 0	2- 0				
3- 2	1- 1	0- 1	AWAY	0- 0	0- 0	2- 0				
1- 2	0- 0	0- 0	NEUTRAL	0- 2	0- 0	1- 0				
16- 2	3- 2	2- 0	CONFERENCE	2- 0	7- 0	2- 0				
7- 1	1- 1	1- 0	HOME	0- 0	4- 0	1- 0				
8- 0	2- 0	1- 0	AWAY	1- 0	3- 0	1- 0				
1- 1	0- 1	0- 0	NEUTRAL	1- 0	0- 0	0- 0				

RPI	S	Opponent	Score	RPI	S	Opponent	Score	RPI	S	Opponent	Score	RPI	S	Opponent	Score
1	H	Notre Dame	61 66	38	A	Western Ky.	69 71	66	N	Purdue	60 62	108	H	UT Martin	88 66
12	A	Syracuse	71 53	47	H	Duke	65 48	70	A	Georgia Tech	78 65	111	A	Virginia	59 41
12	N	Syracuse	75 80	49	A	North Carolina St.	92 90	70	N	Georgia Tech	60 50	111	H	Virginia	74 59
13	A	Kentucky	54 72					83	N	Dayton	66 79	122	A	Boston College	55 45
15	H	Florida St.	79 69					84	H	California	71 75	124	H	Virginia Tech	56 45
17	A	Michigan St.	85 78									131	A	Pittsburgh	84 61
21	H	South Fla.	67 50									131	H	Pittsburgh	65 36
25	A	Miami (FL)	79 51									132	H	IUPUI	70 61
												144	H	Wake Forest	78 54
												153	A	North Carolina	78 60
												161	N	Marist	65 53
												217	H	Dartmouth	94 52
												226	A	Col. of Charleston	71 67
												239	H	Valparaiso	75 42
												252	H	Clemson	75 33
												279	A	Tennessee Tech	76 54
LAST 12 Division I GAMES:															
12	N	Syracuse	75 80	21	H	South Fla.	67 50	131	A	Pittsburgh	84 61	1	H	Notre Dame	61 66
70	N	Georgia Tech	60 50					153	A	North Carolina	78 60	144	H	Wake Forest	78 54
131	H	Pittsburgh	65 36					252	H	Clemson	75 33				
25	A	Miami (FL)	79 51												
122	A	Boston College	55 45												
111	H	Virginia	74 59												

Non-Div I Games:

Louisville

■ Loss,
■ Non-Conf, S Site,
■ Home
■ Away
N Neutral

Average RPI Win:	246	WON-LOST	WINNING	LAST 10	STRENGTH OF	OPP. STRENGTH	TEAM	ADJ.	CONF.	ADJ CONF.
Average RPI Loss:	114	RECORD	PCT. RANK	GAMES	SCHEDULE	OF SCHEDULE	RPI	RPI	RPI	RPI
DIV. I ONLY	14- 16	188	4- 6	165	160	177	177	21	21	
DIV. I NON-CONF.	4- 7	222	0- 0	76	22	150	150	17	17	
TOTALS	RPI 1-25	RPI 26-50	W-L RECORDS	RPI 51-100	RPI 101-150	RPI 150+				
14- 16	0- 3	1- 0	OVERALL	1- 5	2- 5	10- 3				
7- 7	0- 1	0- 0	HOME	1- 2	1- 3	5- 1				
7- 8	0- 2	1- 0	AWAY	0- 3	1- 1	5- 2				
0- 1	0- 0	0- 0	NEUTRAL	0- 0	0- 1	0- 0				
4- 7	0- 3	1- 0	NON-CONFERENCE	0- 2	0- 2	3- 0				
1- 4	0- 1	0- 0	HOME	0- 1	0- 2	1- 0				
3- 3	0- 2	1- 0	AWAY	0- 1	0- 0	2- 0				
0- 0	0- 0	0- 0	NEUTRAL	0- 0	0- 0	0- 0				
10- 9	0- 0	0- 0	CONFERENCE	1- 3	2- 3	7- 3				
6- 3	0- 0	0- 0	HOME	1- 1	1- 1	4- 1				
4- 5	0- 0	0- 0	AWAY	0- 2	1- 1	3- 2				
0- 1	0- 0	0- 0	NEUTRAL	0- 0	0- 1	0- 0				

RPI 1-25				RPI 26-50				RPI 51-100				RPI 101+ Team's RPI: 177			
RPI	S	Opponent	Score	RPI	S	Opponent	Score	RPI	S	Opponent	Score	RPI	S	Opponent	Score
17	A	Michigan St.	47 76	29	A	DePaul	88 75	67	H	Central Mich.	59 68	104	H	Northwestern	72 81
20	A	Green Bay	51 65					70	A	Georgia Tech	77 84	110	A	Drake	61 91
25	H	Miami (FL)	50 77					79	A	Missouri St.	81 91	110	H	Drake	65 81
								79	H	Missouri St.	62 73	140	A	Southern Ill.	69 68
								91	A	UNI	52 63	140	H	Southern Ill.	83 59
								91	H	UNI	64 60	140	N	Southern Ill.	64 73
												150	H	Western Mich.	45 68
												225	A	Rice	57 50
												229	A	Indiana St.	48 62
												229	H	Indiana St.	71 74
												282	H	Lamar	82 71
												299	A	Bradley	67 54
												299	H	Bradley	69 63
												302	A	Wichita St.	62 65
												302	H	Wichita St.	60 55
												321	A	Illinois St.	57 41
												321	H	Illinois St.	73 61
												330	A	Evansville	63 49
												330	H	Evansville	67 54
												340	A	Eastern Ill.	86 75
LAST 12 Division I GAMES:															
		140 N Southern Ill.	64 73			302 A Wichita St.	62 65								
		299 H Bradley	69 63			79 A Missouri St.	81 91								
		91 A UNI	52 63			330 H Evansville	67 54								
		110 A Drake	61 91			140 H Southern Ill.	83 59								
		229 H Indiana St.	71 74			110 H Drake	65 81								
		321 H Illinois St.	73 61			91 H UNI	64 60								

Non-Div I Games:

Loyola Chicago

■ Loss,
 ■ Non-Conf,
 ■ S Site,
 ■ Home
 ■ A Away
 N Neutral

Loyola Maryland

Through Games Of March 13, 2016

Average RPI Win:	285	WON-LOST	WINNING	LAST 10	STRENGTH OF	OPP. STRENGTH	TEAM	ADJ.	CONF.	ADJ CONF.
Average RPI Loss:	151	RECORD	PCT. RANK	GAMES	SCHEDULE	OF SCHEDULE	RPI	RPI	RPI	RPI
DIV. I ONLY	16- 16	165	7- 3	227	312	203	203	26	26	
DIV. I NON-CONF.	3- 8	258	0- 0	286	319	287	287	27	27	
TOTALS	RPI 1-25	RPI 26-50	W-L RECORDS	RPI 51-100	RPI 101-150	RPI 150+				
16- 16	0- 1	0- 0	OVERALL	1- 6	0- 1	15- 8				
8- 6	0- 0	0- 0	HOME	0- 2	0- 0	8- 4				
7- 10	0- 1	0- 0	AWAY	0- 4	0- 1	7- 4				
1- 0	0- 0	0- 0	NEUTRAL	1- 0	0- 0	0- 0				
3- 8	0- 1	0- 0	NON-CONFERENCE	0- 1	0- 1	3- 5				
1- 3	0- 0	0- 0	HOME	0- 0	0- 0	1- 3				
2- 5	0- 1	0- 0	AWAY	0- 1	0- 1	2- 2				
0- 0	0- 0	0- 0	NEUTRAL	0- 0	0- 0	0- 0				
13- 8	0- 0	0- 0	CONFERENCE	1- 5	0- 0	12- 3				
7- 3	0- 0	0- 0	HOME	0- 2	0- 0	7- 1				
5- 5	0- 0	0- 0	AWAY	0- 3	0- 0	5- 2				
1- 0	0- 0	0- 0	NEUTRAL	1- 0	0- 0	0- 0				

RPI	S	Opponent	Score	RPI	S	Opponent	Score	RPI	S	Opponent	Score	RPI	S	Opponent	Score	Team's RPI: 203
8	A	Maryland	47 97					55	A	Villanova	55 67	129	A	Old Dominion	41 64	
								61	A	Army West Point	37 70	187	H	UMBC	46 52	
								61	A	Army West Point	51 69	199	H	Fairfield	45 71	
								61	H	Army West Point	44 52	212	A	Lehigh	48 66	
								98	A	Bucknell	64 71	212	H	Lehigh	68 76	
								98	H	Bucknell	42 64	219	H	William & Mary	61 62	
								98	N	Bucknell	65 53	236	A	Navy	38 45	
												236	H	Navy	51 38	
												236	H	Navy	44 42	
												247	A	Columbia	53 63	
												254	A	Holy Cross	59 49	
												254	H	Holy Cross	58 45	
												273	A	American	55 50	
												273	H	American	52 46	
												295	A	Colgate	65 49	
												295	H	Colgate	55 38	
												316	A	Mt. St. Mary's	65 63	
												329	A	Lafayette	55 51	
												329	H	Lafayette	66 65	
												334	A	Lipscomb	57 52	
												335	A	St. Francis Brooklyn	54 64	
												344	A	Boston U.	67 46	
												344	H	Boston U.	63 54	
												347	H	Norfolk St.	75 67	
LAST 12 Division I GAMES:																
61	A	Army West Point	51 69	295	H	Colgate	55 38									
98	N	Bucknell	65 53	98	H	Bucknell	42 64									
236	H	Navy	44 42	344	A	Boston U.	67 46									
254	H	Holy Cross	58 45	236	A	Navy	38 45									
273	A	American	55 50	61	H	Army West Point	44 52									
254	A	Holy Cross	59 49	212	H	Lehigh	68 76									

Non-Div I Games:

Loyola Maryland

Loss, Non-Conf, S Site, H Home A Away N Neutral

Average RPI Win:	267	WON-LOST	WINNING	LAST 10	STRENGTH OF	OPP. STRENGTH	TEAM	ADJ.	CONF.	ADJ CONF.
Average RPI Loss:	104	RECORD	PCT. RANK	GAMES	SCHEDULE	OF SCHEDULE	RPI	RPI	RPI	RPI
DIV. I ONLY	11- 20	255	4- 6	212	100	244	244	8	8	
DIV. I NON-CONF.	4- 7	222	0- 0	336	197	298	298	9	9	
TOTALS	RPI 1-25	RPI 26-50	W-L RECORDS	RPI 51-100	RPI 101-150	RPI 150+				
11- 20	0- 2	0- 1	OVERALL	0- 10	0- 3	11- 4				
5- 8	0- 1	0- 0	HOME	0- 4	0- 1	5- 2				
4- 11	0- 1	0- 1	AWAY	0- 5	0- 2	4- 2				
2- 1	0- 0	0- 0	NEUTRAL	0- 1	0- 0	2- 0				
4- 7	0- 0	0- 1	NON-CONFERENCE	0- 1	0- 1	4- 4				
2- 2	0- 0	0- 0	HOME	0- 0	0- 0	2- 2				
1- 5	0- 0	0- 1	AWAY	0- 1	0- 1	1- 2				
1- 0	0- 0	0- 0	NEUTRAL	0- 0	0- 0	1- 0				
7- 13	0- 2	0- 0	CONFERENCE	0- 9	0- 2	7- 0				
3- 6	0- 1	0- 0	HOME	0- 4	0- 1	3- 0				
3- 6	0- 1	0- 0	AWAY	0- 4	0- 1	3- 0				
1- 1	0- 0	0- 0	NEUTRAL	0- 1	0- 0	1- 0				

RPI 1-25				RPI 26-50				RPI 51-100				RPI 101+ Team's RPI: 244			
RPI	S	Opponent	Score	RPI	S	Opponent	Score	RPI	S	Opponent	Score	RPI	S	Opponent	Score
16	A	BYU	61 75	45	A	Missouri	48 80	53	A	St. Mary's (CA)	57 72	105	A	Hawaii	51 65
16	H	BYU	75 82					53	H	St. Mary's (CA)	81 91	116	A	Gonzaga	68 83
								53	N	St. Mary's (CA)	71 85	116	H	Gonzaga	59 66
								63	A	Santa Clara	41 68	179	A	Pacific	63 60
								63	H	Santa Clara	56 57	179	H	Pacific	96 88
								65	A	UC Riverside	62 80	191	A	Cal Poly	58 70
								72	A	San Francisco	72 81	202	A	Colorado	81 92
								72	H	San Francisco	73 75	238	H	San Diego St.	92 65
								82	A	San Diego	58 82	266	A	Pepperdine	83 77
								82	H	San Diego	67 75	266	H	Pepperdine	79 69
												267	A	UC Santa Barbara	70 63
												272	H	Seattle	69 78
												292	A	Portland	77 62
												292	H	Portland	62 52
												292	N	Portland	85 72
												325	N	Nevada	69 58
												336	H	UC Irvine	95 50
												339	H	Cal St. Fullerton	73 75
LAST 12 Division I GAMES:															
				53	N	St. Mary's (CA)	71 85	179	H	Pacific	96 88				
				292	N	Portland	85 72	292	A	Portland	77 62				
				266	A	Pepperdine	83 77	116	A	Gonzaga	68 83				
				72	A	San Francisco	72 81	82	H	San Diego	67 75				
				63	A	Santa Clara	41 68	16	H	BYU	75 82				
				53	H	St. Mary's (CA)	81 91	82	A	San Diego	58 82				

Non-Div I Games:

Loyola Marymount

Maine

Through Games Of March 13, 2016

Average RPI Win:	211	WON-LOST	WINNING	LAST 10	STRENGTH OF	OPP. STRENGTH	TEAM	ADJ.	CONF.	ADJ CONF.
Average RPI Loss:	93	RECORD	PCT. RANK	GAMES	SCHEDULE	OF SCHEDULE	RPI	RPI	RPI	RPI
DIV. I ONLY	25- 8	43	9- 1	187	153	60	60	16	16	
DIV. I NON-CONF.	8- 6	136	0- 0	246	45	122	122	19	19	
TOTALS	RPI 1-25	RPI 26-50	W-L RECORDS	RPI 51-100	RPI 101-150	RPI 150+				
25- 8	0- 0	1- 2	OVERALL	2- 3	1- 1	21- 2				
11- 0	0- 0	1- 0	HOME	0- 0	0- 0	10- 0				
10- 7	0- 0	0- 2	AWAY	1- 2	0- 1	9- 2				
4- 1	0- 0	0- 0	NEUTRAL	1- 1	1- 0	2- 0				
8- 6	0- 0	0- 0	NON-CONFERENCE	2- 3	1- 1	5- 2				
3- 0	0- 0	0- 0	HOME	0- 0	0- 0	3- 0				
3- 5	0- 0	0- 0	AWAY	1- 2	0- 1	2- 2				
2- 1	0- 0	0- 0	NEUTRAL	1- 1	1- 0	0- 0				
17- 2	0- 0	1- 2	CONFERENCE	0- 0	0- 0	16- 0				
8- 0	0- 0	1- 0	HOME	0- 0	0- 0	7- 0				
7- 2	0- 0	0- 2	AWAY	0- 0	0- 0	7- 0				
2- 0	0- 0	0- 0	NEUTRAL	0- 0	0- 0	2- 0				

RPI 1-25				RPI 26-50				RPI 51-100				Team's RPI: 60	RPI 101+			
RPI	S	Opponent	Score	RPI	S	Opponent	Score	RPI	S	Opponent	Score		RPI	S	Opponent	Score
				44	A	Albany (NY)	59 64	66	A	Purdue	33 56		122	A	Boston College	48 55
				44	A	Albany (NY)	58 59	79	N	Missouri St.	69 65		125	N	LSU	52 41
				44	H	Albany (NY)	65 53	81	A	Minnesota	64 91		151	A	Northeastern	44 56
								83	N	Dayton	37 58		153	A	North Carolina	58 59
								97	A	Harvard	64 53		158	A	Stony Brook	60 43
													158	H	Stony Brook	55 52
													158	N	Stony Brook	51 48
													187	A	UMBC	72 38
													187	H	UMBC	65 55
													217	A	Dartmouth	59 41
													221	A	Hartford	50 44
													221	H	Hartford	61 43
													223	A	Binghamton	52 38
													223	H	Binghamton	69 37
													235	A	New Hampshire	62 52
													235	H	New Hampshire	59 55
													235	N	New Hampshire	58 47
													237	H	Bryant	76 38
													252	H	Clemson	75 42
													276	H	Central Conn. St.	62 42
													277	A	Vermont	62 41
													277	H	Vermont	63 51
													319	A	UMass Lowell	73 46
													319	H	UMass Lowell	74 44
													323	A	North Dakota St.	82 51
LAST 12 Division I GAMES:																
				44	A	Albany (NY)	58 59	44	H	Albany (NY)	65 53					
				158	N	Stony Brook	51 48	319	A	UMass Lowell	73 46					
				235	N	New Hampshire	58 47	235	H	New Hampshire	59 55					
				223	H	Binghamton	69 37	187	A	UMBC	72 38					
				221	A	Hartford	50 44	277	H	Vermont	63 51					
				158	A	Stony Brook	60 43	223	A	Binghamton	52 38					

Non-Div I Games: Colby

82 42

Maine

■ Loss,
 ■ Non-Conf,
 ■ S Site,
 ■ Home
 ■ A Away
 N Neutral

Average RPI Win:	249	WON-LOST	WINNING	LAST 10	STRENGTH OF	OPP. STRENGTH	TEAM	ADJ.	CONF.	ADJ CONF.
Average RPI Loss:	195	RECORD	PCT. RANK	GAMES	SCHEDULE	OF SCHEDULE	RPI	RPI	RPI	RPI
DIV. I ONLY	15- 16	175	5- 5	317	259	248	248	23	23	
DIV. I NON-CONF.	3- 6	234	0- 0	300	321	291	291	22	22	
TOTALS	RPI 1-25	RPI 26-50	W-L RECORDS	RPI 51-100	RPI 101-150	RPI 150+				
15- 16	0- 0	0- 0	OVERALL	1- 2	1- 1	13- 13				
7- 7	0- 0	0- 0	HOME	0- 2	1- 0	6- 5				
7- 8	0- 0	0- 0	AWAY	1- 0	0- 1	6- 7				
1- 1	0- 0	0- 0	NEUTRAL	0- 0	0- 0	1- 1				
3- 6	0- 0	0- 0	NON-CONFERENCE	0- 1	0- 0	3- 5				
2- 2	0- 0	0- 0	HOME	0- 1	0- 0	2- 1				
1- 4	0- 0	0- 0	AWAY	0- 0	0- 0	1- 4				
0- 0	0- 0	0- 0	NEUTRAL	0- 0	0- 0	0- 0				
12- 10	0- 0	0- 0	CONFERENCE	1- 1	1- 1	10- 8				
5- 5	0- 0	0- 0	HOME	0- 1	1- 0	4- 4				
6- 4	0- 0	0- 0	AWAY	1- 0	0- 1	5- 3				
1- 1	0- 0	0- 0	NEUTRAL	0- 0	0- 0	1- 1				

RPI S	Opponent	Score	RPI S	Opponent	Score	RPI S	Opponent	Score	RPI S	Opponent	Score	Team's RPI: 248
						87	A Quinnipiac	52 42	103	A Iona	56 67	
						87	H Quinnipiac	63 81	103	H Iona	63 56	
						98	H Bucknell	56 61	157	A Yale	36 62	
									161	A Marist	64 59	
									161	H Marist	73 79	
									161	N Marist	58 70	
									163	H Fordham	49 60	
									199	A Fairfield	70 55	
									199	H Fairfield	57 59	
									206	H Brown	80 56	
									227	A Canisius	68 70	
									227	H Canisius	77 55	
									230	A Siena	59 60	
									230	H Siena	56 49	
									235	A New Hampshire	57 72	
									245	A Monmouth	62 72	
									245	H Monmouth	56 57	
									254	A Holy Cross	44 58	
									273	A American	48 52	
									284	A Rider	74 70	
									284	H Rider	49 56	
									291	A Niagara	58 49	
									291	H Niagara	80 62	
									313	A Fairleigh Dickinson	85 78	
									335	H St. Francis Brooklyn	61 53	
									338	A Saint Peter's	60 43	
LAST 12 Division I GAMES:												
			161	N Marist	58 70		227	A Canisius	68 70			
			338	N Saint Peter's	60 43		230	H Siena	56 49			
			284	H Rider	49 56		245	H Monmouth	56 57			
			338	A Saint Peter's	60 43		161	A Marist	64 59			
			87	H Quinnipiac	63 81		227	H Canisius	77 55			
			291	A Niagara	58 49		245	A Monmouth	62 72			

Non-Div I Games:

Manhattan

■ Loss,
 ■ Non-Conf,
 ■ S Site,
 ■ H Home
 ■ A Away
 N Neutral

RPI	S	Opponent	Score	
338	H	Saint Peter's	64	47
338	N	Saint Peter's	60	43

M
a
n
h
a
t
t
a
n

M
a
n
h
a
t
t
a
n

Manhattan

Average RPI Win: 247	WON-LOST	WINNING	LAST 10	STRENGTH OF	OPP. STRENGTH	TEAM	ADJ.	CONF.	ADJ CONF.
Average RPI Loss: 121	RECORD	PCT. RANK	GAMES	SCHEDULE	OF SCHEDULE	RPI	RPI	RPI	RPI
DIV. I ONLY	16- 16	165	5- 5	152	216	161	161	23	23
DIV. I NON-CONF.	1- 9	325	0- 0	31	59	221	221	22	22
TOTALS	RPI 1-25	RPI 26-50	W-L RECORDS	RPI 51-100	RPI 101-150	RPI 150+			
16- 16	0- 1	0- 3	OVERALL	1- 3	1- 4	14- 5			
9- 4	0- 0	0- 1	HOME	1- 1	1- 0	7- 2			
6- 8	0- 0	0- 2	AWAY	0- 1	0- 2	6- 3			
1- 4	0- 1	0- 0	NEUTRAL	0- 1	0- 2	1- 0			
1- 9	0- 1	0- 3	NON-CONFERENCE	0- 2	0- 2	1- 1			
0- 3	0- 0	0- 1	HOME	0- 1	0- 0	0- 1			
1- 3	0- 0	0- 2	AWAY	0- 0	0- 1	1- 0			
0- 3	0- 1	0- 0	NEUTRAL	0- 1	0- 1	0- 0			
15- 7	0- 0	0- 0	CONFERENCE	1- 1	1- 2	13- 4			
9- 1	0- 0	0- 0	HOME	1- 0	1- 0	7- 1			
5- 5	0- 0	0- 0	AWAY	0- 1	0- 1	5- 3			
1- 1	0- 0	0- 0	NEUTRAL	0- 0	0- 1	1- 0			

RPI 1-25				RPI 26-50				RPI 51-100				RPI 101+				Team's RPI: 161	
RPI	S	Opponent	Score	RPI	S	Opponent	Score	RPI	S	Opponent	Score	RPI	S	Opponent	Score		
14	N	Louisville	53 65	36	H	Princeton	44 77	75	H	Hofstra	67 71	103	A	Iona	49 69		
				42	A	St. John's (NY)	47 61	79	N	Missouri St.	45 77	103	H	Iona	62 61		
				50	A	South Dakota St.	68 77	87	A	Quinnipiac	71 76	103	N	Iona	53 57		
								87	H	Quinnipiac	56 47	115	A	Creighton	46 89		
												125	N	LSU	49 72		
												152	H	Delaware	50 56		
												199	A	Fairfield	72 57		
												199	H	Fairfield	64 63		
												227	A	Canisius	69 71		
												227	H	Canisius	67 55		
												230	A	Siena	56 60		
												230	H	Siena	66 37		
												245	A	Monmouth	52 60		
												245	H	Monmouth	78 55		
												248	A	Manhattan	79 73		
												248	H	Manhattan	59 64		
												248	N	Manhattan	70 58		
												284	A	Rider	74 56		
												284	H	Rider	66 54		
												291	A	Niagara	82 68		
												291	H	Niagara	63 50		
												338	A	Saint Peter's	74 55		
												338	H	Saint Peter's	69 46		
												344	A	Boston U.	73 54		
LAST 12 Division I GAMES:																	
				103	N	Iona	53 57					227	A	Canisius	69 71		
				248	N	Manhattan	70 58					291	A	Niagara	82 68		
				227	H	Canisius	67 55					248	H	Manhattan	59 64		
				230	A	Siena	56 60					338	A	Saint Peter's	74 55		
				199	H	Fairfield	64 63					284	A	Rider	74 56		
				87	A	Quinnipiac	71 76					230	H	Siena	66 37		

Non-Div I Games:

Marist

■ Loss,
 ■ Non-Conf,
 ■ S Site,
 ■ Home
 ■ A Away
 N Neutral

Average RPI Win:	161	WON-LOST	WINNING	LAST 10	STRENGTH OF	OPP. STRENGTH	TEAM	ADJ.	CONF.	ADJ CONF.
Average RPI Loss:	66	RECORD	PCT. RANK	GAMES	SCHEDULE	OF SCHEDULE	RPI	RPI	RPI	RPI
DIV. I ONLY	14- 16	188	5- 5	43	70	99	99	6	6	
DIV. I NON-CONF.	5- 6	180	0- 0	26	54	99	99	6	6	
TOTALS	RPI 1-25	RPI 26-50	W-L RECORDS	RPI 51-100	RPI 101-150	RPI 150+				
14- 16	0- 3	2- 5	OVERALL	1- 3	3- 4	8- 1				
9- 4	0- 1	2- 1	HOME	1- 1	2- 1	4- 0				
4- 11	0- 2	0- 3	AWAY	0- 2	1- 3	3- 1				
1- 1	0- 0	0- 1	NEUTRAL	0- 0	0- 0	1- 0				
5- 6	0- 3	0- 0	NON-CONFERENCE	1- 1	1- 2	3- 0				
2- 2	0- 1	0- 0	HOME	1- 0	0- 1	1- 0				
2- 4	0- 2	0- 0	AWAY	0- 1	1- 1	1- 0				
1- 0	0- 0	0- 0	NEUTRAL	0- 0	0- 0	1- 0				
9- 10	0- 0	2- 5	CONFERENCE	0- 2	2- 2	5- 1				
7- 2	0- 0	2- 1	HOME	0- 1	2- 0	3- 0				
2- 7	0- 0	0- 3	AWAY	0- 1	0- 2	2- 1				
0- 1	0- 0	0- 1	NEUTRAL	0- 0	0- 0	0- 0				

RPI 1-25				RPI 26-50				RPI 51-100				Team's RPI: 99		RPI 101+			
RPI	S	Opponent	Score	RPI	S	Opponent	Score	RPI	S	Opponent	Score			RPI	S	Opponent	Score
5	H	Oregon St.	58 65	29	A	DePaul	86 91	55	A	Villanova	60 81			101	A	Georgetown	72 75
11	A	Arizona St.	80 90	29	H	DePaul	65 98	55	H	Villanova	75 82			101	H	Georgetown	87 72
20	A	Green Bay	55 75	39	A	Seton Hall	68 99	57	H	Auburn	70 69			115	A	Creighton	81 83
				39	H	Seton Hall	89 82	62	A	South Dakota	69 97			115	H	Creighton	79 72
				39	N	Seton Hall	86 93							132	H	IUPUI	55 60
				42	A	St. John's (NY)	77 81							139	A	Milwaukee	101 81
				42	H	St. John's (NY)	67 64							146	A	Northern Ky.	78 83
														168	A	Xavier	66 71
														168	H	Xavier	74 69
														183	A	Butler	80 64
														183	H	Butler	76 69
														197	N	Richmond	98 80
														198	H	Wisconsin	77 61
														265	A	Providence	92 85
														265	H	Providence	105 75
														304	A	FIU	95 83
LAST 12 Division I GAMES:																	
				39	N	Seton Hall	86 93	55	A	Villanova	60 81						
				29	H	DePaul	65 98	101	A	Georgetown	72 75						
				265	A	Providence	92 85	39	H	Seton Hall	89 82						
				115	A	Creighton	81 83	42	H	St. John's (NY)	67 64						
				168	H	Xavier	74 69	115	H	Creighton	79 72						
				183	H	Butler	76 69	265	H	Providence	105 75						

Non-Div I Games:

Marquette

■ Loss,
■ Non-Conf,
■ S Site,
■ H Home
■ A Away
N Neutral

Average RPI Win:	218	WON-LOST	WINNING	LAST 10	STRENGTH OF	OPP. STRENGTH	TEAM	ADJ.	CONF.	ADJ CONF.
Average RPI Loss:	91	RECORD	PCT. RANK	GAMES	SCHEDULE	OF SCHEDULE	RPI	RPI	RPI	RPI
DIV. I ONLY	19- 11	88	5- 5	175	150	128	128	13	13	
DIV. I NON-CONF.	8- 1	23	0- 0	330	330	139	139	11	11	
TOTALS	RPI 1-25	RPI 26-50	W-L RECORDS	RPI 51-100	RPI 101-150	RPI 150+				
19- 11	0- 1	2- 2	OVERALL	0- 5	2- 1	15- 2				
11- 4	0- 0	1- 1	HOME	0- 2	1- 0	9- 1				
6- 5	0- 0	0- 1	AWAY	0- 2	1- 1	5- 1				
2- 2	0- 1	1- 0	NEUTRAL	0- 1	0- 0	1- 0				
8- 1	0- 1	0- 0	NON-CONFERENCE	0- 0	1- 0	7- 0				
6- 0	0- 0	0- 0	HOME	0- 0	0- 0	6- 0				
2- 0	0- 0	0- 0	AWAY	0- 0	1- 0	1- 0				
0- 1	0- 1	0- 0	NEUTRAL	0- 0	0- 0	0- 0				
11- 10	0- 0	2- 2	CONFERENCE	0- 5	1- 1	8- 2				
5- 4	0- 0	1- 1	HOME	0- 2	1- 0	3- 1				
4- 5	0- 0	0- 1	AWAY	0- 2	0- 1	4- 1				
2- 1	0- 0	1- 0	NEUTRAL	0- 1	0- 0	1- 0				

RPI 1-25				RPI 26-50				RPI 51-100				RPI 101+				Team's RPI: 128	
RPI	S	Opponent	Score	RPI	S	Opponent	Score	RPI	S	Opponent	Score	RPI	S	Opponent	Score		
22	N	West Virginia	60 66	37	H	UTEP	79 64	59	A	Middle Tenn.	54 65	129	A	Old Dominion	55 77		
				38	A	Western Ky.	52 81	59	H	Middle Tenn.	73 79	129	H	Old Dominion	80 62		
				38	H	Western Ky.	76 80	59	N	Middle Tenn.	41 69	140	A	Southern Ill.	61 55		
				38	N	Western Ky.	66 63	89	A	Charlotte	77 87	155	A	UAB	64 61		
								89	H	Charlotte	61 64	155	H	UAB	73 65		
												169	H	Cornell	73 47		
												181	A	Fla. Atlantic	73 84		
												188	A	Southern Miss.	63 53		
												208	A	Louisiana Tech	54 52		
												214	H	Rhode Island	72 62		
												225	H	Rice	81 52		
												240	H	North Texas	63 71		
												262	H	Saint Francis (PA)	81 73		
												268	H	UTSA	80 76		
												304	A	FIU	65 58		
												304	N	FIU	76 44		
												307	A	Morehead St.	104 101		
												342	H	NJIT	63 50		
												346	H	Alabama A&M	81 45		
												347	H	Norfolk St.	81 67		
LAST 12 Division I GAMES:																	
				59	N	Middle Tenn.	41 69	155	H	UAB	73 65						
				38	N	Western Ky.	66 63	129	A	Old Dominion	55 77						
				304	N	FIU	76 44	89	A	Charlotte	77 87						
				188	A	Southern Miss.	63 53	38	H	Western Ky.	76 80						
				208	A	Louisiana Tech	54 52	268	H	UTSA	80 76						
				59	H	Middle Tenn.	73 79	37	H	UTEP	79 64						

Non-Div I Games: Brescia 92 40 West Va. Tech 83 39

Marshall

Loss, Non-Conf, S Site, H Home A Away N Neutral

Maryland

Through Games Of March 13, 2016

Average RPI Win:	123	WON-LOST	WINNING	LAST 10	STRENGTH OF	OPP. STRENGTH	TEAM	ADJ.	CONF.	ADJ CONF.
Average RPI Loss:	5	RECORD	PCT. RANK	GAMES	SCHEDULE	OF SCHEDULE	RPI	RPI	RPI	RPI
DIV. I ONLY	30- 3	7	9- 1	46	33	8	8	5	5	
DIV. I NON-CONF.	11- 1	16	0- 0	88	127	17	17	4	4	
TOTALS	RPI 1-25	RPI 26-50	W-L RECORDS	RPI 51-100	RPI 101-150	RPI 150+				
30- 3	3- 3	2- 0	OVERALL	9- 0	7- 0	9- 0				
15- 1	2- 1	1- 0	HOME	4- 0	2- 0	6- 0				
9- 1	0- 1	0- 0	AWAY	4- 0	2- 0	3- 0				
6- 1	1- 1	1- 0	NEUTRAL	1- 0	3- 0	0- 0				
11- 1	1- 1	1- 0	NON-CONFERENCE	0- 0	3- 0	6- 0				
7- 0	1- 0	0- 0	HOME	0- 0	1- 0	5- 0				
1- 0	0- 0	0- 0	AWAY	0- 0	0- 0	1- 0				
3- 1	0- 1	1- 0	NEUTRAL	0- 0	2- 0	0- 0				
19- 2	2- 2	1- 0	CONFERENCE	9- 0	4- 0	3- 0				
8- 1	1- 1	1- 0	HOME	4- 0	1- 0	1- 0				
8- 1	0- 1	0- 0	AWAY	4- 0	2- 0	2- 0				
3- 0	1- 0	0- 0	NEUTRAL	1- 0	1- 0	0- 0				

RPI	S	Opponent	Score	RPI	S	Opponent	Score	RPI	S	Opponent	Score	RPI	S	Opponent	Score
3	N	UConn	73 83	46	H	Indiana	86 63	52	A	Rutgers	73 59	104	A	Northwestern	79 70
6	A	Ohio St.	86 94	50	N	South Dakota St.	62 55	58	A	Iowa	76 56	104	H	Northwestern	80 62
6	H	Ohio St.	71 80					58	N	Iowa	75 55	104	N	Northwestern	83 62
12	H	Syracuse	82 64					66	A	Purdue	87 67	129	N	Old Dominion	95 49
17	H	Michigan St.	85 76					66	H	Purdue	73 59	131	N	Pittsburgh	70 49
17	N	Michigan St.	60 44					78	A	Michigan	74 67	138	A	Penn St.	89 53
								78	H	Michigan	76 56	147	H	Southern U.	94 61
								81	H	Minnesota	110 77	159	H	Detroit	97 41
								95	H	Nebraska	89 50	184	A	Illinois	79 63
												198	A	Wisconsin	90 65
												198	H	Wisconsin	83 77
												203	H	Loyola Maryland	97 47
												251	H	High Point	105 50
												276	H	Central Conn. St.	86 43
												280	A	UMES	106 30
												319	H	UMass Lowell	102 53
LAST 12 Division I GAMES:															
		17 N Michigan St.	60 44			78 H Michigan	76 56								
		104 N Northwestern	83 62			104 A Northwestern	79 70								
		58 N Iowa	75 55			66 H Purdue	73 59								
		81 H Minnesota	110 77			6 A Ohio St.	86 94								
		198 H Wisconsin	83 77			17 H Michigan St.	85 76								
		52 A Rutgers	73 59			66 A Purdue	87 67								

Non-Div I Games:

Maryland

Loss, Non-Conf, S Site, H Home A Away N Neutral

Massachusetts

Through Games Of March 13, 2016

Average RPI Win:	211	WON-LOST	WINNING	LAST 10	STRENGTH OF	OPP. STRENGTH	TEAM	ADJ.	CONF.	ADJ CONF.
Average RPI Loss:	128	RECORD	PCT. RANK	GAMES	SCHEDULE	OF SCHEDULE	RPI	RPI	RPI	RPI
DIV. I ONLY	12- 18	231	6- 4	210	98	224	224	7	7	
DIV. I NON-CONF.	6- 6	160	0- 0	256	177	198	198	8	8	
TOTALS	RPI 1-25	RPI 26-50	W-L RECORDS	RPI 51-100	RPI 101-150	RPI 150+				
12- 18	0- 2	1- 2	OVERALL	2- 4	0- 2	9- 8				
7- 6	0- 0	1- 0	HOME	2- 1	0- 2	4- 3				
4- 10	0- 2	0- 2	AWAY	0- 2	0- 0	4- 4				
1- 2	0- 0	0- 0	NEUTRAL	0- 1	0- 0	1- 1				
6- 6	0- 0	0- 1	NON-CONFERENCE	1- 2	0- 1	5- 2				
4- 1	0- 0	0- 0	HOME	1- 0	0- 1	3- 0				
2- 4	0- 0	0- 1	AWAY	0- 1	0- 0	2- 2				
0- 1	0- 0	0- 0	NEUTRAL	0- 1	0- 0	0- 0				
6- 12	0- 2	1- 1	CONFERENCE	1- 2	0- 1	4- 6				
3- 5	0- 0	1- 0	HOME	1- 1	0- 1	1- 3				
2- 6	0- 2	0- 1	AWAY	0- 1	0- 0	2- 2				
1- 1	0- 0	0- 0	NEUTRAL	0- 0	0- 0	1- 1				

RPI 1-25				RPI 26-50				RPI 51-100				RPI 101+ Team's RPI: 224			
RPI	S	Opponent	Score	RPI	S	Opponent	Score	RPI	S	Opponent	Score	RPI	S	Opponent	Score
18	A	Duquesne	64 73	34	A	St. Bonaventure	41 66	54	A	Saint Louis	49 69	106	H	Buffalo	48 56
23	A	George Washington	50 67	34	H	St. Bonaventure	69 60	64	N	Ball St.	54 81	118	H	Saint Joseph's	58 62
				47	A	Duke	46 70	68	H	VCU	66 74	163	H	Fordham	55 60
								75	H	Hofstra	57 56	163	N	Fordham	62 73
								83	H	Dayton	76 69	170	A	George Mason	59 64
								97	A	Harvard	65 67	189	A	Davidson	66 62
												197	H	Richmond	68 74
												202	A	Colorado	63 90
												214	A	Rhode Island	71 64
												214	H	Rhode Island	79 80
												221	H	Hartford	63 57
												237	A	Bryant	86 69
												254	A	Holy Cross	74 60
												276	A	Central Conn. St.	68 78
												281	A	La Salle	57 66
												281	H	La Salle	80 57
												281	N	La Salle	81 65
												319	H	UMass Lowell	84 58
												344	H	Boston U.	73 56
LAST 12 Division I GAMES:															
163	N	Fordham	62 73	34	H	St. Bonaventure	69 60								
281	N	La Salle	81 65	281	A	La Salle	57 66								
281	H	La Salle	80 57	163	H	Fordham	55 60								
214	A	Rhode Island	71 64	18	A	Duquesne	64 73								
189	A	Davidson	66 62	170	A	George Mason	59 64								
83	H	Dayton	76 69	214	H	Rhode Island	79 80								

Non-Div I Games:

Massachusetts

Loss, Non-Conf, S Site, H Home A Away N Neutral

Average RPI Win:	261	WON-LOST	WINNING	LAST 10	STRENGTH OF	OPP. STRENGTH	TEAM	ADJ.	CONF.	ADJ CONF.
Average RPI Loss:	135	RECORD	PCT. RANK	GAMES	SCHEDULE	OF SCHEDULE	RPI	RPI	RPI	RPI
DIV. I ONLY	17- 12	123	5- 5	235	233	145	145	27	27	
DIV. I NON-CONF.	5- 4	138	0- 0	134	49	91	91	26	26	
TOTALS	RPI 1-25	RPI 26-50	W-L RECORDS	RPI 51-100	RPI 101-150	RPI 150+				
17- 12	0- 1	0- 1	OVERALL	0- 5	1- 1	16- 4				
9- 2	0- 0	0- 0	HOME	0- 1	1- 0	8- 1				
6- 9	0- 1	0- 1	AWAY	0- 3	0- 1	6- 3				
2- 1	0- 0	0- 0	NEUTRAL	0- 1	0- 0	2- 0				
5- 4	0- 1	0- 1	NON-CONFERENCE	0- 1	0- 0	5- 1				
2- 0	0- 0	0- 0	HOME	0- 0	0- 0	2- 0				
2- 4	0- 1	0- 1	AWAY	0- 1	0- 0	2- 1				
1- 0	0- 0	0- 0	NEUTRAL	0- 0	0- 0	1- 0				
12- 8	0- 0	0- 0	CONFERENCE	0- 4	1- 1	11- 3				
7- 2	0- 0	0- 0	HOME	0- 1	1- 0	6- 1				
4- 5	0- 0	0- 0	AWAY	0- 2	0- 1	4- 2				
1- 1	0- 0	0- 0	NEUTRAL	0- 1	0- 0	1- 0				

RPI 1-25				RPI 26-50				RPI 51-100				RPI 101+ Team's RPI: 145			
RPI	S	Opponent	Score	RPI	S	Opponent	Score	RPI	S	Opponent	Score	RPI	S	Opponent	Score
2	A	Baylor	46 105	40	A	Chattanooga	53 68	74	A	Tulane	55 74	133	A	Northwestern St.	64 85
								76	A	Abilene Christian	62 79	133	H	Northwestern St.	78 74
								90	A	Central Ark.	52 76	156	A	UT Arlington	63 57
								90	H	Central Ark.	56 70	175	A	Ole Miss	56 96
								90	N	Central Ark.	64 72	205	H	Sam Houston St.	82 79
												208	A	Louisiana Tech	74 71
												210	A	SFA	55 80
												217	N	Dartmouth	78 56
												225	H	Rice	61 53
												261	A	Houston Baptist	71 64
												270	H	La.-Monroe	72 62
												282	A	Lamar	76 69
												282	H	Lamar	92 84
												282	N	Lamar	88 78
												310	A	Nicholls St.	81 85
												310	H	Nicholls St.	96 62
												312	H	A&M-Corpus Christi	72 51
												317	A	Southeastern La.	83 74
												317	H	Southeastern La.	96 79
												331	H	Incarinate Word	55 68
												332	A	New Orleans	77 74
												332	H	New Orleans	92 63
LAST 12 Division I GAMES:															
				90	N	Central Ark.	64 72	90	H	Central Ark.	56 70				
				282	N	Lamar	88 78	133	A	Northwestern St.	64 85				
				90	A	Central Ark.	52 76	317	A	Southeastern La.	83 74				
				310	H	Nicholls St.	96 62	310	A	Nicholls St.	81 85				
				282	A	Lamar	76 69	332	H	New Orleans	92 63				
				282	H	Lamar	92 84	332	A	New Orleans	77 74				

Non-Div I Games: Southern-N.O. 97 61 Louisiana Col. 73 59 Loyola (LA) 70 69

McNeese St.

Loss, Non-Conf, S Site, H Home A Away N Neutral

Average RPI Win:	188	WON-LOST	WINNING	LAST 10	STRENGTH OF	OPP. STRENGTH	TEAM	ADJ.	CONF.	ADJ CONF.
Average RPI Loss:	87	RECORD	PCT. RANK	GAMES	SCHEDULE	OF SCHEDULE	RPI	RPI	RPI	RPI
DIV. I ONLY	18- 12	115	7- 3	137	78	113	113	9	9	
DIV. I NON-CONF.	6- 5	146	0- 0	146	84	154	154	7	7	
TOTALS	RPI 1-25	RPI 26-50	W-L RECORDS	RPI 51-100	RPI 101-150	RPI 150+				
18- 12	1- 4	0- 0	OVERALL	3- 4	4- 1	10- 3				
12- 4	1- 2	0- 0	HOME	2- 1	3- 0	6- 1				
6- 7	0- 2	0- 0	AWAY	1- 2	1- 1	4- 2				
0- 1	0- 0	0- 0	NEUTRAL	0- 1	0- 0	0- 0				
6- 5	0- 1	0- 0	NON-CONFERENCE	1- 2	2- 1	3- 1				
5- 2	0- 1	0- 0	HOME	0- 1	2- 0	3- 0				
1- 3	0- 0	0- 0	AWAY	1- 1	0- 1	0- 1				
0- 0	0- 0	0- 0	NEUTRAL	0- 0	0- 0	0- 0				
12- 7	1- 3	0- 0	CONFERENCE	2- 2	2- 0	7- 2				
7- 2	1- 1	0- 0	HOME	2- 0	1- 0	3- 1				
5- 4	0- 2	0- 0	AWAY	0- 1	1- 0	4- 1				
0- 1	0- 0	0- 0	NEUTRAL	0- 1	0- 0	0- 0				

RPI	S	Opponent	Score	RPI	S	Opponent	Score	RPI	S	Opponent	Score	RPI	S	Opponent	Score	Team's RPI: 113
3	A	UConn	40 83					54	H	Saint Louis	57 63	101	H	Georgetown	57 53	
3	H	UConn	46 86					67	A	Central Mich.	64 61	102	A	Little Rock	53 61	
21	A	South Fla.	82 97					69	A	Temple	58 82	140	H	Southern Ill.	61 58	
21	H	South Fla.	88 87					69	H	Temple	100 97	148	A	East Carolina	79 78	
23	H	George Washington	62 68					74	H	Tulane	83 67	148	H	East Carolina	93 83	
								74	N	Tulane	64 70	184	H	Illinois	81 75	
								81	A	Minnesota	60 70	194	A	Tulsa	69 58	
												194	H	Tulsa	59 65	
												196	A	SMU	49 58	
												222	A	Kansas	63 72	
												243	A	Cincinnati	64 47	
												243	H	Cincinnati	54 51	
												275	A	UCF	69 52	
												275	H	UCF	75 59	
												285	A	Houston	77 64	
												285	H	Houston	74 57	
												298	H	Jacksonville St.	70 55	
												340	H	Eastern Ill.	80 49	
LAST 12 Division I GAMES:																
74	N	Tulane	64 70	275	A	UCF	69 52									
285	A	Houston	77 64	243	H	Cincinnati	54 51									
148	H	East Carolina	93 83	3	A	UConn	40 83									
21	A	South Fla.	82 97	275	H	UCF	75 59									
69	H	Temple	100 97	194	A	Tulsa	69 58									
148	A	East Carolina	79 78	21	H	South Fla.	88 87									

Non-Div I Games:

Memphis

■ Loss,
■ Non-Conf,
■ S Site,
■ Home
■ Away
N Neutral

Average RPI Win:	253	WON-LOST	WINNING	LAST 10	STRENGTH OF	OPP. STRENGTH	TEAM	ADJ.	CONF.	ADJ CONF.
Average RPI Loss:	72	RECORD	PCT. RANK	GAMES	SCHEDULE	OF SCHEDULE	RPI	RPI	RPI	RPI
DIV. I ONLY	22- 8	53	8- 2	248	210	114	114	17	17	
DIV. I NON-CONF.	8- 5	120	0- 0	241	293	159	159	15	15	
TOTALS	RPI 1-25	RPI 26-50	W-L RECORDS	RPI 51-100	RPI 101-150	RPI 150+				
22- 8	0- 1	1- 3	OVERALL	0- 2	2- 1	19- 1				
10- 3	0- 0	1- 0	HOME	0- 1	1- 1	8- 1				
9- 3	0- 1	0- 2	AWAY	0- 0	1- 0	8- 0				
3- 2	0- 0	0- 1	NEUTRAL	0- 1	0- 0	3- 0				
8- 5	0- 1	0- 1	NON-CONFERENCE	0- 2	0- 1	8- 0				
4- 2	0- 0	0- 0	HOME	0- 1	0- 1	4- 0				
3- 2	0- 1	0- 1	AWAY	0- 0	0- 0	3- 0				
1- 1	0- 0	0- 0	NEUTRAL	0- 1	0- 0	1- 0				
14- 3	0- 0	1- 2	CONFERENCE	0- 0	2- 0	11- 1				
6- 1	0- 0	1- 0	HOME	0- 0	1- 0	4- 1				
6- 1	0- 0	0- 1	AWAY	0- 0	1- 0	5- 0				
2- 1	0- 0	0- 1	NEUTRAL	0- 0	0- 0	2- 0				

RPI 1-25			RPI 26-50			RPI 51-100			RPI 101+			Team's RPI: 114
RPI	S	Opponent	Score	RPI	S	Opponent	Score	RPI	S	Opponent	Score	
15	A	Florida St.	36 79	35	A	Georgia	44 57	54	H	Saint Louis	60 68	112 A Samford 63 60
				40	A	Chattanooga	45 67	89	N	Charlotte	62 72	112 H Samford 63 61
				40	H	Chattanooga	67 44					140 H Southern Ill. 52 55
				40	N	Chattanooga	57 65					164 A ETSU 61 45
												164 H ETSU 53 55
												218 A Furman 61 50
												218 H Furman 64 62
												218 N Furman 64 50
												226 H Col. of Charleston 66 58
												279 A Tennessee Tech 63 47
												289 A Florida A&M 54 50
												290 A Kennesaw St. 72 61
												294 H Ga. Southern 62 50
												298 H Jacksonville St. 46 39
												300 A Western Caro. 92 88
												300 H Western Caro. 63 42
												306 A Wofford 70 61
												306 H Wofford 80 32
												311 A UNCG 86 78
												311 H UNCG 81 47
												311 N UNCG 75 53
												326 H North Florida 68 54
												327 N Howard 70 53
LAST 12 Division I GAMES:												
				40	N	Chattanooga	57 65	164	A	ETSU	61 45	
				218	N	Furman	64 50	112	H	Samford	63 61	
				311	N	UNCG	75 53	311	H	UNCG	81 47	
				218	H	Furman	64 62	300	H	Western Caro.	63 42	
				306	H	Wofford	80 32	218	A	Furman	61 50	
				40	A	Chattanooga	45 67	306	A	Wofford	70 61	

Non-Div I Games: Faulkner 86 33 Coastal Ga. 87 48

Mercer

Average RPI Win:	150	WON-LOST	WINNING	LAST 10	STRENGTH OF	OPP. STRENGTH	TEAM	ADJ.	CONF.	ADJ CONF.
Average RPI Loss:	21	RECORD	PCT. RANK	GAMES	SCHEDULE	OF SCHEDULE	RPI	RPI	RPI	RPI
DIV. I ONLY	24- 8	45	6- 4	40	45	25	25	4	4	
DIV. I NON-CONF.	12- 1	9	0- 0	167	130	35	35	5	5	
TOTALS	RPI 1-25	RPI 26-50	W-L RECORDS	RPI 51-100	RPI 101-150	RPI 150+				
24- 8	1- 7	3- 0	OVERALL	3- 0	8- 1	9- 0				
13- 3	0- 3	2- 0	HOME	1- 0	4- 0	6- 0				
8- 3	0- 2	0- 0	AWAY	2- 0	3- 1	3- 0				
3- 2	1- 2	1- 0	NEUTRAL	0- 0	1- 0	0- 0				
12- 1	0- 1	1- 0	NON-CONFERENCE	2- 0	2- 0	7- 0				
8- 0	0- 0	0- 0	HOME	1- 0	1- 0	6- 0				
3- 0	0- 0	0- 0	AWAY	1- 0	1- 0	1- 0				
1- 1	0- 1	1- 0	NEUTRAL	0- 0	0- 0	0- 0				
12- 7	1- 6	2- 0	CONFERENCE	1- 0	6- 1	2- 0				
5- 3	0- 3	2- 0	HOME	0- 0	3- 0	0- 0				
5- 3	0- 2	0- 0	AWAY	1- 0	2- 1	2- 0				
2- 1	1- 1	0- 0	NEUTRAL	0- 0	1- 0	0- 0				

RPI 1-25				RPI 26-50				RPI 51-100				RPI 101+			
RPI	S	Opponent	Score	RPI	S	Opponent	Score	RPI	S	Opponent	Score	RPI	S	Opponent	Score
1	A	Notre Dame	69 90	46	N	Indiana	89 75	70	A	Georgia Tech	58 55	111	A	Virginia	56 76
1	N	Notre Dame	67 78	47	H	Duke	61 53	89	A	Charlotte	77 70	122	A	Boston College	67 62
2	N	Baylor	81 88	49	H	North Carolina St.	73 44	100	H	Wright St.	80 67	124	A	Virginia Tech	57 45
12	H	Syracuse	51 57									124	H	Virginia Tech	67 56
14	H	Louisville	51 79									129	A	Old Dominion	61 35
15	A	Florida St.	67 70									131	H	Pittsburgh	79 55
15	H	Florida St.	58 69									131	N	Pittsburgh	77 55
15	N	Florida St.	74 56									139	H	Milwaukee	77 38
												144	H	Wake Forest	71 60
												153	A	North Carolina	76 61
												177	A	Loyola Chicago	77 50
												184	H	Illinois	73 64
												231	H	Coppin St.	78 59
												250	H	Bethune-Cookman	55 47
												252	A	Clemson	83 49
												281	H	La Salle	86 58
												304	H	FIU	83 55
												319	H	UMass Lowell	84 53
LAST 12 Division I GAMES:															
		1 N Notre Dame	67 78			1 A Notre Dame	69 90								
		15 N Florida St.	74 56			70 A Georgia Tech	58 55								
		131 N Pittsburgh	77 55			47 H Duke	61 53								
		15 A Florida St.	67 70			122 A Boston College	67 62								
		14 H Louisville	51 79			12 H Syracuse	51 57								
		124 H Virginia Tech	67 56			124 A Virginia Tech	57 45								

Non-Div I Games:

Miami (FL)

Average RPI Win:	263	WON-LOST	WINNING	LAST 10	STRENGTH OF	OPP. STRENGTH	TEAM	ADJ.	CONF.	ADJ CONF.
Average RPI Loss:	139	RECORD	PCT. RANK	GAMES	SCHEDULE	OF SCHEDULE	RPI	RPI	RPI	RPI
DIV. I ONLY	9- 21	276	0- 10	224	162	283	283	11	11	
DIV. I NON-CONF.	6- 5	146	0- 0	308	260	237	237	13	13	
TOTALS	RPI 1-25	RPI 26-50	W-L RECORDS	RPI 51-100	RPI 101-150	RPI 150+				
9- 21	0- 0	0- 0	OVERALL	0- 7	1- 8	8- 6				
7- 8	0- 0	0- 0	HOME	0- 3	1- 3	6- 2				
1- 13	0- 0	0- 0	AWAY	0- 4	0- 5	1- 4				
1- 0	0- 0	0- 0	NEUTRAL	0- 0	0- 0	1- 0				
6- 5	0- 0	0- 0	NON-CONFERENCE	0- 1	0- 2	6- 2				
4- 2	0- 0	0- 0	HOME	0- 0	0- 1	4- 1				
1- 3	0- 0	0- 0	AWAY	0- 1	0- 1	1- 1				
1- 0	0- 0	0- 0	NEUTRAL	0- 0	0- 0	1- 0				
3- 16	0- 0	0- 0	CONFERENCE	0- 6	1- 6	2- 4				
3- 6	0- 0	0- 0	HOME	0- 3	1- 2	2- 1				
0- 10	0- 0	0- 0	AWAY	0- 3	0- 4	0- 3				
0- 0	0- 0	0- 0	NEUTRAL	0- 0	0- 0	0- 0				

RPI 1-25			RPI 26-50			RPI 51-100			RPI 101+			Team's RPI: 283			
RPI	S	Opponent	Score	RPI	S	Opponent	Score	RPI	S	Opponent	Score	RPI	S	Opponent	Score
								51	A	Ohio	44 72	106	A	Buffalo	39 58
								51	H	Ohio	58 77	106	H	Buffalo	69 58
								64	A	Ball St.	41 66	108	A	UT Martin	47 74
								67	A	Central Mich.	54 77	117	H	Toledo	50 55
								67	H	Central Mich.	58 72	126	A	Akron	54 66
								78	A	Michigan	55 97	126	A	Akron	65 77
								86	H	Eastern Mich.	46 70	126	H	Akron	62 65
												146	H	Northern Ky.	57 71
												150	A	Western Mich.	66 80
												178	H	Eastern Ky.	72 77
												181	A	Fla. Atlantic	65 68
												209	H	Oakland	65 54
												239	A	Valparaiso	75 72
												255	A	Bowling Green	56 76
												255	H	Bowling Green	58 64
												263	A	Northern Ill.	73 92
												263	H	Northern Ill.	66 60
												269	H	Austin Peay	75 60
												307	H	Morehead St.	59 57
												318	A	Kent St.	53 59
												318	H	Kent St.	55 52
												322	N	LIU Brooklyn	68 49
												330	H	Evansville	91 85
LAST 12 Division I GAMES:															
126	A	Akron	54 66	51	A	Ohio	44 72								
51	H	Ohio	58 77	86	H	Eastern Mich.	46 70								
318	A	Kent St.	53 59	263	A	Northern Ill.	73 92								
255	A	Bowling Green	56 76	126	A	Akron	65 77								
126	H	Akron	62 65	318	H	Kent St.	55 52								
106	A	Buffalo	39 58	67	A	Central Mich.	54 77								

Non-Div I Games:

Miami (OH)

■ Loss,
 ■ Non-Conf, S Site,
 ■ Home
 ■ Away
 N Neutral

Michigan

Through Games Of March 13, 2016

Average RPI Win:	152	WON-LOST	WINNING	LAST 10	STRENGTH OF	OPP. STRENGTH	TEAM	ADJ.	CONF.	ADJ CONF.
Average RPI Loss:	42	RECORD	PCT. RANK	GAMES	SCHEDULE	OF SCHEDULE	RPI	RPI	RPI	RPI
DIV. I ONLY	17- 13	137	6- 4	45	40	78	78	5	5	
DIV. I NON-CONF.	8- 3	77	0- 0	106	116	82	82	4	4	
TOTALS	RPI 1-25	RPI 26-50	W-L RECORDS	RPI 51-100	RPI 101-150	RPI 150+				
17- 13	0- 5	0- 2	OVERALL	4- 6	5- 0	8- 0				
12- 5	0- 3	0- 0	HOME	2- 2	3- 0	7- 0				
5- 7	0- 2	0- 2	AWAY	2- 3	2- 0	1- 0				
0- 1	0- 0	0- 0	NEUTRAL	0- 1	0- 0	0- 0				
8- 3	0- 1	0- 1	NON-CONFERENCE	0- 1	2- 0	6- 0				
7- 1	0- 1	0- 0	HOME	0- 0	2- 0	5- 0				
1- 2	0- 0	0- 1	AWAY	0- 1	0- 0	1- 0				
0- 0	0- 0	0- 0	NEUTRAL	0- 0	0- 0	0- 0				
9- 10	0- 4	0- 1	CONFERENCE	4- 5	3- 0	2- 0				
5- 4	0- 2	0- 0	HOME	2- 2	1- 0	2- 0				
4- 5	0- 2	0- 1	AWAY	2- 2	2- 0	0- 0				
0- 1	0- 0	0- 0	NEUTRAL	0- 1	0- 0	0- 0				

RPI 1-25				RPI 26-50				RPI 51-100				Team's RPI: 78	RPI 101+			
RPI	S	Opponent	Score	RPI	S	Opponent	Score	RPI	S	Opponent	Score		RPI	S	Opponent	Score
6	H	Ohio St.	93 97	36	A	Princeton	57 74	52	A	Rutgers	50 72		104	A	Northwestern	70 65
8	A	Maryland	56 76	46	A	Indiana	69 77	58	A	Iowa	69 85		131	H	Pittsburgh	82 45
8	H	Maryland	67 74					58	H	Iowa	82 75		138	A	Penn St.	91 87
10	H	UCLA	77 86					58	N	Iowa	85 97		138	H	Penn St.	78 73
17	A	Michigan St.	64 85					66	A	Purdue	68 61		143	H	Oral Roberts	61 44
								66	H	Purdue	63 65		159	A	Detroit	88 61
								81	A	Minnesota	93 86		168	H	Xavier	92 54
								81	H	Minnesota	92 76		184	H	Illinois	96 83
								86	A	Eastern Mich.	63 64		198	H	Wisconsin	82 65
								95	H	Nebraska	81 93		213	H	USC Upstate	119 61
													221	H	Hartford	83 47
													223	H	Binghamton	90 62
													283	H	Miami (OH)	97 55
LAST 12 Division I GAMES:																
				58	N	Iowa	85 97	198	H	Wisconsin	82 65					
				52	A	Rutgers	50 72	184	H	Illinois	96 83					
				104	A	Northwestern	70 65	17	A	Michigan St.	64 85					
				138	H	Penn St.	78 73	81	H	Minnesota	92 76					
				8	A	Maryland	56 76	58	A	Iowa	69 85					
				66	A	Purdue	68 61	95	H	Nebraska	81 93					

Non-Div I Games:

Michigan

■ Loss,
 ■ Non-Conf,
 ■ S Site,
 ■ H Home
 ■ A Away
 N Neutral

Average RPI Win:	118	WON-LOST	WINNING	LAST 10	STRENGTH OF	OPP. STRENGTH	TEAM	ADJ.	CONF.	ADJ CONF.
Average RPI Loss:	40	RECORD	PCT. RANK	GAMES	SCHEDULE	OF SCHEDULE	RPI	RPI	RPI	RPI
DIV. I ONLY	24- 8	45	7- 3	29	16	17	17	5	5	
DIV. I NON-CONF.	9- 2	37	0- 0	72	46	38	38	4	4	
TOTALS	RPI 1-25	RPI 26-50	W-L RECORDS	RPI 51-100	RPI 101-150	RPI 150+				
24- 8	2- 5	1- 1	OVERALL	8- 1	3- 1	10- 0				
13- 2	1- 1	1- 0	HOME	5- 0	2- 1	4- 0				
8- 4	0- 2	0- 1	AWAY	2- 1	1- 0	5- 0				
3- 2	1- 2	0- 0	NEUTRAL	1- 0	0- 0	1- 0				
9- 2	0- 2	1- 0	NON-CONFERENCE	0- 0	1- 0	7- 0				
5- 1	0- 1	1- 0	HOME	0- 0	1- 0	3- 0				
3- 0	0- 0	0- 0	AWAY	0- 0	0- 0	3- 0				
1- 1	0- 1	0- 0	NEUTRAL	0- 0	0- 0	1- 0				
15- 6	2- 3	0- 1	CONFERENCE	8- 1	2- 1	3- 0				
8- 1	1- 0	0- 0	HOME	5- 0	1- 1	1- 0				
5- 4	0- 2	0- 1	AWAY	2- 1	1- 0	2- 0				
2- 1	1- 1	0- 0	NEUTRAL	1- 0	0- 0	0- 0				

RPI	S	Opponent	Score	RPI	S	Opponent	Score	RPI	S	Opponent	Score	RPI	S	Opponent	Score
2	N	Baylor	76 84	35	H	Georgia	66 45	52	A	Rutgers	70 67	104	H	Northwestern	74 51
6	A	Ohio St.	80 85	46	A	Indiana	65 81	52	H	Rutgers	59 48	138	A	Penn St.	71 55
6	H	Ohio St.	107 105					58	A	Iowa	74 69	138	H	Penn St.	61 65
6	N	Ohio St.	82 63					58	H	Iowa	80 73	150	H	Western Mich.	78 40
8	A	Maryland	76 85					66	H	Purdue	68 56	151	A	Northeastern	77 51
8	N	Maryland	44 60					66	N	Purdue	65 64	159	H	Detroit	81 42
14	H	Louisville	78 85					78	H	Michigan	85 64	167	H	Idaho St.	79 60
								81	H	Minnesota	114 106	177	H	Loyola Chicago	76 47
								95	A	Nebraska	66 73	184	A	Illinois	71 43
												189	A	Davidson	73 44
												198	A	Wisconsin	77 54
												198	H	Wisconsin	77 67
												209	A	Oakland	82 62
												243	N	Cincinnati	103 63
LAST 12 Division I GAMES:															
		8 N Maryland	44 60			52 A Rutgers	70 67								
		6 N Ohio St.	82 63			95 A Nebraska	66 73								
		66 N Purdue	65 64			138 H Penn St.	61 65								
		6 H Ohio St.	107 105			58 A Iowa	74 69								
		184 A Illinois	71 43			8 A Maryland	76 85								
		81 H Minnesota	114 106			78 H Michigan	85 64								

Non-Div I Games:

Michigan St.

Middle Tenn.

Through Games Of March 13, 2016

Average RPI Win:	190	WON-LOST	WINNING	LAST 10	STRENGTH OF	OPP. STRENGTH	TEAM	ADJ.	CONF.	ADJ CONF.
Average RPI Loss:	76	RECORD	PCT. RANK	GAMES	SCHEDULE	OF SCHEDULE	RPI	RPI	RPI	RPI
DIV. I ONLY	24- 8	45	9- 1	120	103	59	59	13	13	
DIV. I NON-CONF.	6- 5	146	0- 0	143	86	132	132	11	11	
TOTALS	RPI 1-25	RPI 26-50	W-L RECORDS	RPI 51-100	RPI 101-150	RPI 150+				
24- 8	0- 1	1- 2	OVERALL	2- 2	4- 2	17- 1				
11- 3	0- 1	1- 0	HOME	2- 0	1- 2	7- 0				
10- 4	0- 0	0- 1	AWAY	0- 1	1- 0	9- 0				
3- 1	0- 0	0- 0	NEUTRAL	0- 0	2- 0	1- 1				
6- 5	0- 1	0- 0	NON-CONFERENCE	1- 2	0- 1	5- 1				
3- 2	0- 1	0- 0	HOME	1- 0	0- 1	2- 0				
3- 2	0- 0	0- 0	AWAY	0- 2	0- 0	3- 0				
0- 1	0- 0	0- 0	NEUTRAL	0- 0	0- 0	0- 1				
18- 3	0- 0	1- 2	CONFERENCE	1- 0	4- 1	12- 0				
8- 1	0- 0	1- 0	HOME	1- 0	1- 1	5- 0				
7- 2	0- 0	0- 2	AWAY	0- 0	1- 0	6- 0				
3- 0	0- 0	0- 0	NEUTRAL	0- 0	2- 0	1- 0				

RPI 1-25				RPI 26-50				RPI 51-100				Team's RPI: 59		RPI 101+			
RPI	S	Opponent	Score	RPI	S	Opponent	Score	RPI	S	Opponent	Score			RPI	S	Opponent	Score
13	H	Kentucky	52 68	37	A	UTEP	73 84	51	A	Ohio	49 72			111	H	Virginia	66 70
				38	A	Western Ky.	51 62	67	A	Central Mich.	59 81			128	A	Marshall	79 73
				38	H	Western Ky.	83 75	79	H	Missouri St.	70 54			128	H	Marshall	65 54
								89	H	Charlotte	72 67			128	N	Marshall	69 41
														129	H	Old Dominion	58 61
														129	N	Old Dominion	70 54
														155	A	UAB	77 72
														155	H	UAB	68 40
														160	N	Alabama	46 64
														168	A	Xavier	62 53
														175	H	Ole Miss	84 75
														181	A	Fla. Atlantic	83 73
														181	H	Fla. Atlantic	71 65
														188	H	Southern Miss.	74 44
														208	H	Louisiana Tech	68 57
														225	A	Rice	61 60
														225	N	Rice	74 54
														240	A	North Texas	76 52
														268	A	UTSA	74 63
														269	A	Austin Peay	86 55
														279	H	Tennessee Tech	69 53
														304	A	FIU	85 62
														304	H	FIU	77 55
														325	A	Nevada	90 46
LAST 12 Division I GAMES:																	
				129	N	Old Dominion	70 54	38	A	Western Ky.	51 62						
				128	N	Marshall	69 41	155	A	UAB	77 72						
				225	N	Rice	74 54	188	H	Southern Miss.	74 44						
				304	H	FIU	77 55	208	H	Louisiana Tech	68 57						
				181	H	Fla. Atlantic	71 65	304	A	FIU	85 62						
				128	A	Marshall	79 73	181	A	Fla. Atlantic	83 73						

Non-Div I Games:

Middle Tenn.

■ Loss,
 ■ Non-Conf, S Site,
 ■ Home
 ■ Away
 N Neutral

Average RPI Win:	230	WON-LOST	WINNING	LAST 10	STRENGTH OF	OPP. STRENGTH	TEAM	ADJ.	CONF.	ADJ CONF.
Average RPI Loss:	113	RECORD	PCT. RANK	GAMES	SCHEDULE	OF SCHEDULE	RPI	RPI	RPI	RPI
DIV. I ONLY	19- 12	104	7- 3	218	144	139	139	14	14	
DIV. I NON-CONF.	6- 5	146	0- 0	346	173	274	274	16	16	
TOTALS	RPI 1-25	RPI 26-50	W-L RECORDS	RPI 51-100	RPI 101-150	RPI 150+				
19- 12	0- 4	0- 0	OVERALL	3- 1	2- 3	14- 4				
9- 5	0- 1	0- 0	HOME	1- 1	1- 1	7- 2				
8- 7	0- 3	0- 0	AWAY	1- 0	1- 2	6- 2				
2- 0	0- 0	0- 0	NEUTRAL	1- 0	0- 0	1- 0				
6- 5	0- 1	0- 0	NON-CONFERENCE	0- 1	0- 1	6- 2				
3- 2	0- 0	0- 0	HOME	0- 1	0- 0	3- 1				
2- 3	0- 1	0- 0	AWAY	0- 0	0- 1	2- 1				
1- 0	0- 0	0- 0	NEUTRAL	0- 0	0- 0	1- 0				
13- 7	0- 3	0- 0	CONFERENCE	3- 0	2- 2	8- 2				
6- 3	0- 1	0- 0	HOME	1- 0	1- 1	4- 1				
6- 4	0- 2	0- 0	AWAY	1- 0	1- 1	4- 1				
1- 0	0- 0	0- 0	NEUTRAL	1- 0	0- 0	0- 0				

RPI 1-25				RPI 26-50				RPI 51-100				RPI 101+ Team's RPI: 139			
RPI	S	Opponent	Score	RPI	S	Opponent	Score	RPI	S	Opponent	Score	RPI	S	Opponent	Score
20	A	Green Bay	46 69					99	H	Marquette	81 101	104	A	Northwestern	44 69
20	A	Green Bay	32 64					100	A	Wright St.	82 60	130	A	Youngstown St.	67 69
20	H	Green Bay	42 63					100	H	Wright St.	68 57	130	H	Youngstown St.	62 70
25	A	Miami (FL)	38 77					100 N		Wright St.	68 60	146	A	Northern Ky.	86 60
												146	H	Northern Ky.	78 71
												159	A	Detroit	76 80
												159	H	Detroit	79 89
												181	A	Fla. Atlantic	67 71
												209	A	Oakland	98 95
												209	H	Oakland	77 64
												239	A	Valparaiso	70 60
												239	H	Valparaiso	82 60
												249	A	Ill.-Chicago	62 56
												249	H	Ill.-Chicago	54 53
												263	H	Northern Ill.	73 58
												264	A	Cleveland St.	62 46
												264	H	Cleveland St.	59 58
												281 N		La Salle	69 53
												303	H	Denver	49 56
												305	H	UMKC	70 48
												315	H	IPFW	73 60
												340	A	Eastern Ill.	82 71
												345	A	Chicago St.	55 48
LAST 12 Division I GAMES:															
20	A	Green Bay	32 64	249	A	Ill.-Chicago	62 56								
100 N		Wright St.	68 60	239	A	Valparaiso	70 60								
159	A	Detroit	76 80	130	H	Youngstown St.	62 70								
209	A	Oakland	98 95	264	H	Cleveland St.	59 58								
100	H	Wright St.	68 57	20	A	Green Bay	46 69								
146	H	Northern Ky.	78 71	209	H	Oakland	77 64								

Non-Div I Games:

Milwaukee

■ Loss,
 ■ Non-Conf,
 ■ S Site,
 ■ Home
 ■ A Away
 N Neutral

Average RPI Win:	151	WON-LOST	WINNING	LAST 10	STRENGTH OF	OPP. STRENGTH	TEAM	ADJ.	CONF.	ADJ CONF.
Average RPI Loss:	65	RECORD	PCT. RANK	GAMES	SCHEDULE	OF SCHEDULE	RPI	RPI	RPI	RPI
DIV. I ONLY	19- 11	88	5- 5	98	41	81	81	5	5	
DIV. I NON-CONF.	8- 3	77	0- 0	239	156	130	130	4	4	
TOTALS	RPI 1-25	RPI 26-50	W-L RECORDS	RPI 51-100	RPI 101-150	RPI 150+				
19- 11	1- 2	1- 2	OVERALL	5- 5	4- 1	8- 1				
14- 2	1- 0	1- 0	HOME	5- 1	3- 0	4- 1				
4- 7	0- 2	0- 2	AWAY	0- 3	1- 0	3- 0				
1- 2	0- 0	0- 0	NEUTRAL	0- 1	0- 1	1- 0				
8- 3	0- 0	0- 1	NON-CONFERENCE	2- 1	1- 0	5- 1				
6- 1	0- 0	0- 0	HOME	2- 0	1- 0	3- 1				
1- 1	0- 0	0- 1	AWAY	0- 0	0- 0	1- 0				
1- 1	0- 0	0- 0	NEUTRAL	0- 1	0- 0	1- 0				
11- 8	1- 2	1- 1	CONFERENCE	3- 4	3- 1	3- 0				
8- 1	1- 0	1- 0	HOME	3- 1	2- 0	1- 0				
3- 6	0- 2	0- 1	AWAY	0- 3	1- 0	2- 0				
0- 1	0- 0	0- 0	NEUTRAL	0- 0	0- 1	0- 0				

RPI S	Opponent	Score	RPI S	Opponent	Score	RPI S	Opponent	Score	RPI S	Opponent	Score
6	H Ohio St.	90 88	46	A Indiana	79 93	52	A Rutgers	55 66	104	A Northwestern	112 106
8	A Maryland	77 110	46	H Indiana	78 76	52	H Rutgers	85 72	104	H Northwestern	95 92
17	A Michigan St.	106 114	47	A Duke	64 84	57	N Auburn	79 81	104	N Northwestern	74 84
						58	H Iowa	78 76	113	H Memphis	70 60
						60	H Maine	91 64	138	H Penn St.	98 85
						66	A Purdue	72 84	165	H New Mexico	53 72
						78	A Michigan	76 92	184	A Illinois	106 75
						78	H Michigan	86 93	184	H Illinois	82 77
						94	H North Dakota	57 47	190	N Stetson	72 69
						95	H Nebraska	110 73	198	A Wisconsin	84 77
									286	H Towson	105 86
									306	H Wofford	98 54
									318	A Kent St.	85 73
									342	H NJIT	83 50
LAST 12 Division I GAMES:											
104	N Northwestern	74 84	95	H Nebraska	110 73						
8	A Maryland	77 110	104	A Northwestern	112 106						
6	H Ohio St.	90 88	52	H Rutgers	85 72						
17	A Michigan St.	106 114	78	A Michigan	76 92						
46	A Indiana	79 93	184	H Illinois	82 77						
58	H Iowa	78 76	198	A Wisconsin	84 77						

Non-Div I Games:

Minnesota

■ Loss,
■ Non-Conf, S Site,
■ Home
■ Away
N Neutral

Mississippi St.

Through Games Of March 13, 2016

Average RPI Win:	152	WON-LOST	WINNING	LAST 10	STRENGTH OF	OPP. STRENGTH	TEAM	ADJ.	CONF.	ADJ CONF.
Average RPI Loss:	18	RECORD	PCT. RANK	GAMES	SCHEDULE	OF SCHEDULE	RPI	RPI	RPI	RPI
DIV. I ONLY	26- 7	30	7- 3	67	51	24	24	2	2	
DIV. I NON-CONF.	13- 1	8	0- 0	237	231	51	51	2	2	
TOTALS	RPI 1-25	RPI 26-50	W-L RECORDS	RPI 51-100	RPI 101-150	RPI 150+				
26- 7	1- 5	4- 2	OVERALL	4- 0	5- 0	12- 0				
14- 2	0- 2	2- 0	HOME	1- 0	2- 0	9- 0				
6- 4	0- 2	1- 2	AWAY	1- 0	2- 0	2- 0				
6- 1	1- 1	1- 0	NEUTRAL	2- 0	1- 0	1- 0				
13- 1	1- 1	0- 0	NON-CONFERENCE	1- 0	2- 0	9- 0				
8- 0	0- 0	0- 0	HOME	0- 0	1- 0	7- 0				
1- 1	0- 1	0- 0	AWAY	0- 0	0- 0	1- 0				
4- 0	1- 0	0- 0	NEUTRAL	1- 0	1- 0	1- 0				
13- 6	0- 4	4- 2	CONFERENCE	3- 0	3- 0	3- 0				
6- 2	0- 2	2- 0	HOME	1- 0	1- 0	2- 0				
5- 3	0- 1	1- 2	AWAY	1- 0	2- 0	1- 0				
2- 1	0- 1	1- 0	NEUTRAL	1- 0	0- 0	0- 0				

RPI 1-25				RPI 26-50				RPI 51-100				RPI 101+			
RPI	S	Opponent	Score	RPI	S	Opponent	Score	RPI	S	Opponent	Score	RPI	S	Opponent	Score
4	H	South Carolina	51 57	26	A	Florida	76 70	57	H	Auburn	60 45	112	H	Samford	68 47
4	N	South Carolina	52 66	28	H	Tennessee	65 63	71	N	FGCU	65 60	125	A	LSU	71 52
7	A	Texas	47 53	28	N	Tennessee	58 48	73	A	Vanderbilt	66 61	142	A	Arkansas	65 55
13	H	Kentucky	60 83	35	A	Georgia	43 47	73	N	Vanderbilt	63 46	142	H	Arkansas	80 55
19	A	Texas A&M	58 64	45	A	Missouri	54 66					150	N	Western Mich.	90 68
21	N	South Fla.	68 58	45	H	Missouri	52 42					160	H	Alabama	61 52
LAST 12 Division I GAMES:															
		4 N South Carolina	52 66			13 H Kentucky	60 83								
		28 N Tennessee	58 48			19 A Texas A&M	58 64								
		73 N Vanderbilt	63 46			45 H Missouri	52 42								
		160 H Alabama	61 52			125 A LSU	71 52								
		73 A Vanderbilt	66 61			142 A Arkansas	65 55								
		175 A Ole Miss	60 51			28 H Tennessee	65 63								

Non-Div I Games:

Mississippi St.

■ Loss,
■ Non-Conf,
■ S Site,
■ H Home
■ A Away
N Neutral

Mississippi Valley				Through Games Of March 15, 1918						
Average RPI Win:	337	WON-LOST	WINNING	LAST 10	STRENGTH OF	OPP. STRENGTH	TEAM	ADJ.	CONF.	ADJ CONF.
Average RPI Loss:	226	RECORD	PCT. RANK	GAMES	SCHEDULE	OF SCHEDULE	RPI	RPI	RPI	RPI
DIV. I ONLY	1- 26	348	0- 10	334	324	349	349	31	31	
DIV. I NON-CONF.	0- 8	338	0- 0	245	35	336	336	31	31	
TOTALS	RPI 1-25	RPI 26-50	W-L RECORDS	RPI 51-100	RPI 101-150	RPI 150+				
1- 26	0- 1	0- 0	OVERALL	0- 1	0- 3	1- 21				
1- 8	0- 0	0- 0	HOME	0- 0	0- 1	1- 7				
0- 16	0- 1	0- 0	AWAY	0- 1	0- 2	0- 12				
0- 2	0- 0	0- 0	NEUTRAL	0- 0	0- 0	0- 2				
0- 8	0- 1	0- 0	NON-CONFERENCE	0- 1	0- 1	0- 5				
0- 0	0- 0	0- 0	HOME	0- 0	0- 0	0- 0				
0- 7	0- 1	0- 0	AWAY	0- 1	0- 1	0- 4				
0- 1	0- 0	0- 0	NEUTRAL	0- 0	0- 0	0- 1				
1- 18	0- 0	0- 0	CONFERENCE	0- 0	0- 2	1- 16				
1- 8	0- 0	0- 0	HOME	0- 0	0- 1	1- 7				
0- 9	0- 0	0- 0	AWAY	0- 0	0- 1	0- 8				
0- 1	0- 0	0- 0	NEUTRAL	0- 0	0- 0	0- 1				

[illegible]

Non-Div I Games:	Philander Smith	64	53	Blue Mountain	72	67
------------------	-----------------	----	----	---------------	----	----

Mississippi Val.

■ Loss, ■ Non-Conf, S Site, H Home A Away N Neutral

Average RPI Win:	155	WON-LOST	WINNING	LAST 10	STRENGTH OF	OPP. STRENGTH	TEAM	ADJ.	CONF.	ADJ CONF.
Average RPI Loss:	44	RECORD	PCT. RANK	GAMES	SCHEDULE	OF SCHEDULE	RPI	RPI	RPI	RPI
DIV. I ONLY	21- 9	64	5- 5	66	56	45	45	2	2	
DIV. I NON-CONF.	13- 0	1	0- 0	231	206	33	33	2	2	
TOTALS	RPI 1-25	RPI 26-50	W-L RECORDS	RPI 51-100	RPI 101-150	RPI 150+				
21- 9	1- 4	2- 2	OVERALL	4- 2	4- 1	10- 0				
13- 3	1- 0	1- 2	HOME	1- 1	4- 0	6- 0				
7- 5	0- 2	1- 0	AWAY	3- 0	0- 0	3- 0				
1- 1	0- 0	0- 0	NEUTRAL	0- 1	0- 0	1- 0				
13- 0	0- 0	0- 0	NON-CONFERENCE	3- 0	2- 0	8- 0				
8- 0	0- 0	0- 0	HOME	1- 0	2- 0	5- 0				
4- 0	0- 0	0- 0	AWAY	2- 0	0- 0	2- 0				
1- 0	0- 0	0- 0	NEUTRAL	0- 0	0- 0	1- 0				
8- 9	1- 4	2- 2	CONFERENCE	1- 2	2- 1	2- 0				
5- 3	1- 0	1- 2	HOME	0- 1	2- 0	1- 0				
3- 5	0- 4	1- 0	AWAY	1- 0	0- 1	1- 0				
0- 1	0- 0	0- 0	NEUTRAL	0- 1	0- 0	0- 0				

RPI 1-25				RPI 26-50				Team's RPI: 45		RPI 51-100				RPI 101+			
RPI	S	Opponent	Score	RPI	S	Opponent	Score		RPI	S	Opponent	Score	RPI	S	Opponent	Score	
4	A	South Carolina	58 83	26	H	Florida	79 64		53	A	St. Mary's (CA)	95 78	125	H	LSU	52 46	
13	A	Kentucky	59 69	28	H	Tennessee	55 71		57	A	Auburn	69 55	142	A	Arkansas	52 64	
19	A	Texas A&M	77 81	35	A	Georgia	54 48		57	N	Auburn	45 47	142	H	Arkansas	69 48	
24	A	Mississippi St.	42 52	35	H	Georgia	50 65		73	H	Vanderbilt	52 56	144	H	Wake Forest	94 81	
24	H	Mississippi St.	66 54						79	A	Missouri St.	71 55	149	H	SIUE	75 46	
									89	H	Charlotte	88 71	151	N	Northeastern	69 56	
													160	H	Alabama	63 52	
													175	A	Ole Miss	60 46	
													202	A	Colorado	79 75	
													233	H	Southeast Mo. St.	74 32	
													244	H	Loyola Marymount	80 48	
													246	H	Texas St.	82 56	
													282	H	Lamar	91 57	
													302	A	Wichita St.	57 37	
													337	H	Ark.-Pine Bluff	85 34	
LAST 12 Division I GAMES:																	
				57	N	Auburn	45 47		24	A	Mississippi St.	42 52					
				73	H	Vanderbilt	52 56		35	H	Georgia	50 65					
				13	A	Kentucky	59 69		175	A	Ole Miss	60 46					
				57	A	Auburn	69 55		125	H	LSU	52 46					
				142	H	Arkansas	69 48		26	H	Florida	79 64					
				160	H	Alabama	63 52		19	A	Texas A&M	77 81					

Non-Div I Games:

Missouri

Average RPI Win:	212	WON-LOST	WINNING	LAST 10	STRENGTH OF	OPP. STRENGTH	TEAM	ADJ.	CONF.	ADJ CONF.
Average RPI Loss:	73	RECORD	PCT. RANK	GAMES	SCHEDULE	OF SCHEDULE	RPI	RPI	RPI	RPI
DIV. I ONLY	23- 9	59	9- 1	119	167	79	79	21	21	
DIV. I NON-CONF.	6- 5	146	0- 0	27	24	74	74	17	17	
TOTALS	RPI 1-25	RPI 26-50	W-L RECORDS	RPI 51-100	RPI 101-150	RPI 150+				
23- 9	0- 1	0- 2	OVERALL	2- 3	5- 3	16- 0				
9- 4	0- 0	0- 2	HOME	0- 1	2- 1	7- 0				
10- 3	0- 0	0- 0	AWAY	1- 1	2- 2	7- 0				
4- 2	0- 1	0- 0	NEUTRAL	1- 1	1- 0	2- 0				
6- 5	0- 1	0- 2	NON-CONFERENCE	0- 2	3- 0	3- 0				
2- 2	0- 0	0- 2	HOME	0- 0	1- 0	1- 0				
3- 1	0- 0	0- 0	AWAY	0- 1	2- 0	1- 0				
1- 2	0- 1	0- 0	NEUTRAL	0- 1	0- 0	1- 0				
17- 4	0- 0	0- 0	CONFERENCE	2- 1	2- 3	13- 0				
7- 2	0- 0	0- 0	HOME	0- 1	1- 1	6- 0				
7- 2	0- 0	0- 0	AWAY	1- 0	0- 2	6- 0				
3- 0	0- 0	0- 0	NEUTRAL	1- 0	1- 0	1- 0				

RPI 1-25				RPI 26-50				RPI 51-100				Team's RPI: 79	RPI 101+			
RPI	S	Opponent	Score	RPI	S	Opponent	Score	RPI	S	Opponent	Score		RPI	S	Opponent	Score
9	N	Stanford	65 82	30	H	Oklahoma St.	55 74	59	A	Middle Tenn.	54 70		102	A	Little Rock	64 58
				45	H	Missouri	55 71	60	N	Maine	65 69		110	A	Drake	72 95
								91	A	UNI	78 75		110	H	Drake	75 82
								91	H	UNI	60 65		110	N	Drake	65 61
								91	N	UNI	71 58		140	A	Southern Ill.	61 69
													140	H	Southern Ill.	82 77
													142	A	Arkansas	69 54
													143	H	Oral Roberts	72 64
													161	N	Marist	77 45
													175	A	Ole Miss	91 78
													177	A	Loyola Chicago	73 62
													177	H	Loyola Chicago	91 81
													178	H	Eastern Ky.	87 63
													229	A	Indiana St.	59 51
													229	H	Indiana St.	75 41
													229	N	Indiana St.	70 45
													299	A	Bradley	55 44
													299	H	Bradley	59 56
													302	A	Wichita St.	77 57
													302	H	Wichita St.	74 45
													321	A	Illinois St.	73 51
													321	H	Illinois St.	70 41
													330	A	Evansville	66 47
													330	H	Evansville	77 70
LAST 12 Division I GAMES:																
				91	N	UNI	71 58	330	A	Evansville	66 47					
				110	N	Drake	65 61	140	A	Southern Ill.	61 69					
				229	N	Indiana St.	70 45	299	H	Bradley	59 56					
				321	H	Illinois St.	70 41	177	H	Loyola Chicago	91 81					
				229	H	Indiana St.	75 41	110	A	Drake	72 95					
				302	H	Wichita St.	74 45	91	A	UNI	78 75					

Non-Div I Games: MidAmerica Naz. 88 61

Missouri St.

■ Loss,
 ■ Non-Conf,
 ■ S Site,
 ■ Home
 ■ A Away
 N Neutral

Average RPI Win: 251	WON-LOST	WINNING	LAST 10	STRENGTH OF	OPP. STRENGTH	TEAM	ADJ.	CONF.	ADJ CONF.
Average RPI Loss: 183	RECORD	PCT. RANK	GAMES	SCHEDULE	OF SCHEDULE	RPI	RPI	RPI	RPI
DIV. I ONLY	14- 17	198	7- 3	280	262	245	245	23	23
DIV. I NON-CONF.	2- 7	280	0- 0	309	309	325	325	22	22
TOTALS	RPI 1-25	RPI 26-50	W-L RECORDS	RPI 51-100	RPI 101-150	RPI 150+			
14- 17	0- 0	0- 1	OVERALL	1- 3	0- 2	13- 11			
8- 6	0- 0	0- 0	HOME	1- 1	0- 1	7- 4			
5- 10	0- 0	0- 1	AWAY	0- 1	0- 1	5- 7			
1- 1	0- 0	0- 0	NEUTRAL	0- 1	0- 0	1- 0			
2- 7	0- 0	0- 1	NON-CONFERENCE	0- 1	0- 0	2- 5			
1- 3	0- 0	0- 0	HOME	0- 1	0- 0	1- 2			
1- 4	0- 0	0- 1	AWAY	0- 0	0- 0	1- 3			
0- 0	0- 0	0- 0	NEUTRAL	0- 0	0- 0	0- 0			
12- 10	0- 0	0- 0	CONFERENCE	1- 2	0- 2	11- 6			
7- 3	0- 0	0- 0	HOME	1- 0	0- 1	6- 2			
4- 6	0- 0	0- 0	AWAY	0- 1	0- 1	4- 4			
1- 1	0- 0	0- 0	NEUTRAL	0- 1	0- 0	1- 0			

RPI 1-25			RPI 26-50			RPI 51-100			RPI 101+			Team's RPI: 245			
RPI	S	Opponent	Score	RPI	S	Opponent	Score	RPI	S	Opponent	Score				
				36	A	Princeton	70 81	86	H	Eastern Mich.	68 78	103	A	Iona	56 68
								87	A	Quinnipiac	58 85	103	H	Iona	49 64
								87	H	Quinnipiac	63 60	161	A	Marist	55 78
								87	N	Quinnipiac	59 66	161	H	Marist	60 52
												174	H	Robert Morris	47 60
												199	A	Fairfield	70 80
												199	H	Fairfield	60 68
												199	N	Fairfield	64 46
												212	A	Lehigh	88 95
												227	A	Canisius	81 71
												227	H	Canisius	79 75
												230	A	Siena	54 64
												230	H	Siena	63 69
												248	A	Manhattan	57 56
												248	H	Manhattan	72 62
												265	A	Providence	59 71
												281	H	La Salle	50 65
												284	A	Rider	87 75
												284	H	Rider	76 61
												291	A	Niagara	68 55
												291	H	Niagara	83 60
												295	A	Colgate	86 80
												313	A	Fairleigh Dickinson	75 81
												335	H	St. Francis Brooklyn	63 54
												338	A	Saint Peter's	62 67
												338	H	Saint Peter's	71 52
LAST 12 Division I GAMES:															
				87	N	Quinnipiac	59 66	199	A	Fairfield	70 80				
				199	N	Fairfield	64 46	248	A	Manhattan	57 56				
				338	H	Saint Peter's	71 52	227	H	Canisius	79 75				
				284	H	Rider	76 61	103	A	Iona	56 68				
				227	A	Canisius	81 71	248	H	Manhattan	72 62				
				291	A	Niagara	68 55	199	H	Fairfield	60 68				

Non-Div I Games:

Monmouth

■ Loss,
 ■ Non-Conf,
 ■ S Site,
 ■ Home
 ■ A Away
 N Neutral

Average RPI Win:	242	WON-LOST	WINNING	LAST 10	STRENGTH OF	OPP. STRENGTH	TEAM	ADJ.	CONF.	ADJ CONF.
Average RPI Loss:	154	RECORD	PCT. RANK	GAMES	SCHEDULE	OF SCHEDULE	RPI	RPI	RPI	RPI
DIV. I ONLY	19- 11	88	8- 2	324	197	173	173	19	19	
DIV. I NON-CONF.	6- 4	125	0- 0	287	254	209	209	23	23	
TOTALS	RPI 1-25	RPI 26-50	W-L RECORDS	RPI 51-100	RPI 101-150	RPI 150+				
19- 11	0- 0	0- 1	OVERALL	1- 3	0- 1	18- 6				
13- 2	0- 0	0- 0	HOME	0- 1	0- 0	13- 1				
4- 8	0- 0	0- 1	AWAY	0- 1	0- 1	4- 5				
2- 1	0- 0	0- 0	NEUTRAL	1- 1	0- 0	1- 0				
6- 4	0- 0	0- 1	NON-CONFERENCE	1- 0	0- 0	5- 3				
5- 1	0- 0	0- 0	HOME	0- 0	0- 0	5- 1				
0- 3	0- 0	0- 1	AWAY	0- 0	0- 0	0- 2				
1- 0	0- 0	0- 0	NEUTRAL	1- 0	0- 0	0- 0				
13- 7	0- 0	0- 0	CONFERENCE	0- 3	0- 1	13- 3				
8- 1	0- 0	0- 0	HOME	0- 1	0- 0	8- 0				
4- 5	0- 0	0- 0	AWAY	0- 1	0- 1	4- 3				
1- 1	0- 0	0- 0	NEUTRAL	0- 1	0- 0	1- 0				

RPI S	Opponent	Score	RPI S	Opponent	Score	RPI S	Opponent	Score	RPI S	Opponent	Score	Team's RPI: 173
41	A Colorado St.	43 75	80	N Drexel	58 50	123	A Idaho	61 78	162	A Montana St.	52 61	
			94	A North Dakota	61 73	162	H Montana St.	70 66	167	H Idaho St.	62 47	
			94	H North Dakota	59 61	171	A Eastern Wash.	65 67	172	A Sacramento St.	75 83	
			94	N North Dakota	62 65	172	H Sacramento St.	90 83	179	H Pacific	64 54	
						181	H Fla. Atlantic	83 69	185	A Northern Colo.	72 66	
						185	H Northern Colo.	58 46	192	H Weber St.	84 75	
						212	A Lehigh	53 80	234	H Utah St.	86 70	
						258	A Wyoming	61 68	272	H Seattle	44 58	
						292	H Portland	90 67	309	A Northern Ariz.	61 57	
						309	H Northern Ariz.	81 58	309	N Northern Ariz.	78 63	
						320	A Portland St.	79 58	320	H Portland St.	76 57	
						333	A Southern Utah	81 50	333	H Southern Utah	66 60	
						339	H Cal St. Fullerton	86 51				
LAST 12 Division I GAMES:												
	94 N North Dakota	62 65		162 H Montana St.	70 66							
	309 N Northern Ariz.	78 63		309 A Northern Ariz.	61 57							
	185 A Northern Colo.	72 66		333 A Southern Utah	81 50							
	94 A North Dakota	61 73		320 H Portland St.	76 57							
	192 H Weber St.	84 75		172 H Sacramento St.	90 83							
	167 H Idaho St.	62 47		162 A Montana St.	52 61							

Non-Div I Games: Mont. St.-Northern 80 32

Montana

Loss, Non-Conf, S Site, H Home A Away N Neutral

Montana St.

Through Games Of March 13, 2016

Average RPI Win:	251	WON-LOST	WINNING	LAST 10	STRENGTH OF	OPP. STRENGTH	TEAM	ADJ.	CONF.	ADJ CONF.
Average RPI Loss:	160	RECORD	PCT. RANK	GAMES	SCHEDULE	OF SCHEDULE	RPI	RPI	RPI	RPI
DIV. I ONLY	19- 9	74	6- 4	344	202	162	162	19	19	
DIV. I NON-CONF.	5- 4	138	0- 0	347	243	262	262	23	23	
TOTALS	RPI 1-25	RPI 26-50	W-L RECORDS	RPI 51-100	RPI 101-150	RPI 150+				
19- 9	0- 0	0- 0	OVERALL	1- 2	1- 1	17- 6				
11- 1	0- 0	0- 0	HOME	1- 1	0- 0	10- 0				
7- 7	0- 0	0- 0	AWAY	0- 1	1- 1	6- 5				
1- 1	0- 0	0- 0	NEUTRAL	0- 0	0- 0	1- 1				
5- 4	0- 0	0- 0	NON-CONFERENCE	0- 1	0- 1	5- 2				
2- 1	0- 0	0- 0	HOME	0- 1	0- 0	2- 0				
2- 3	0- 0	0- 0	AWAY	0- 0	0- 1	2- 2				
1- 0	0- 0	0- 0	NEUTRAL	0- 0	0- 0	1- 0				
14- 5	0- 0	0- 0	CONFERENCE	1- 1	1- 0	12- 4				
9- 0	0- 0	0- 0	HOME	1- 0	0- 0	8- 0				
5- 4	0- 0	0- 0	AWAY	0- 1	1- 0	4- 3				
0- 1	0- 0	0- 0	NEUTRAL	0- 0	0- 0	0- 1				

RPI S	Opponent	Score	RPI S	Opponent	Score	RPI S	Opponent	Score	RPI S	Opponent	Score	Team's RPI: 162
						82	H San Diego	49 62	116	A Gonzaga	52 65	
						94	A North Dakota	76 77	123	A Idaho	62 59	
						94	H North Dakota	69 61	167	H Idaho St.	82 80	
									167	N Idaho St.	50 52	
									171	A Eastern Wash.	69 81	
									172	A Sacramento St.	80 79	
									172	H Sacramento St.	116 99	
									173	A Montana	66 70	
									173	H Montana	61 52	
									185	A Northern Colo.	73 80	
									185	H Northern Colo.	66 58	
									191	A Cal Poly	57 66	
									192	H Weber St.	92 71	
									258	A Wyoming	69 75	
									272	A Seattle	80 51	
									292	H Portland	86 57	
									309	A Northern Ariz.	83 72	
									309	H Northern Ariz.	86 77	
									320	A Portland St.	106 59	
									320	H Portland St.	74 64	
									325	A Nevada	66 53	
									330	N Evansville	81 55	
									333	A Southern Utah	87 66	
									333	H Southern Utah	86 59	
									339	H Cal St. Fullerton	89 66	
LAST 12 Division I GAMES:												
			167	N Idaho St.	50 52	333	A Southern Utah	87 66				
			94	A North Dakota	76 77	309	A Northern Ariz.	83 72				
			185	A Northern Colo.	73 80	172	H Sacramento St.	116 99				
			167	H Idaho St.	82 80	320	H Portland St.	74 64				
			192	H Weber St.	92 71	173	H Montana	61 52				
			173	A Montana	66 70	123	A Idaho	62 59				

Non-Div I Games: Montana Western 74 36 Carroll (MT) 74 34

Montana St.

Loss, Non-Conf, S Site, H Home A Away N Neutral

Average RPI Win:	307	WON-LOST	WINNING	LAST 10	STRENGTH OF	OPP. STRENGTH	TEAM	ADJ.	CONF.	ADJ CONF.
Average RPI Loss:	187	RECORD	PCT. RANK	GAMES	SCHEDULE	OF SCHEDULE	RPI	RPI	RPI	RPI
DIV. I ONLY	8- 20	286	3- 7	316	281	307	307	24	24	
DIV. I NON-CONF.	4- 8	234	0- 0	297	311	275	275	24	24	
TOTALS	RPI 1-25	RPI 26-50	W-L RECORDS	RPI 51-100	RPI 101-150	RPI 150+				
8- 20	0- 2	0- 0	OVERALL	0- 2	0- 4	8- 12				
4- 8	0- 0	0- 0	HOME	0- 1	0- 2	4- 5				
4- 12	0- 0	0- 0	AWAY	0- 0	0- 0	4- 0				
0- 0	0- 0	0- 0	NEUTRAL	0- 0	0- 0	0- 0				
4- 8	0- 2	0- 0	NON-CONFERENCE	0- 0	0- 2	4- 4				
2- 2	0- 0	0- 0	HOME	0- 0	0- 1	2- 1				
2- 6	0- 2	0- 0	AWAY	0- 0	0- 1	2- 3				
0- 0	0- 0	0- 0	NEUTRAL	0- 0	0- 0	0- 0				
4- 12	0- 0	0- 0	CONFERENCE	0- 2	0- 2	4- 8				
2- 6	0- 0	0- 0	HOME	0- 1	0- 1	2- 4				
2- 6	0- 0	0- 0	AWAY	0- 1	0- 1	2- 4				
0- 0	0- 0	0- 0	NEUTRAL	0- 0	0- 0	0- 0				

RPI 1-25				RPI 26-50				RPI 51-100				RPI 101+ Team's RPI: 307			
RPI	S	Opponent	Score	RPI	S	Opponent	Score	RPI	S	Opponent	Score	RPI	S	Opponent	Score
13	A	Kentucky	57 112					77	A	Belmont	71 99	108	H	UT Martin	67 85
22	A	West Virginia	56 94					77	H	Belmont	74 89	128	H	Marshall	101 104
												140	A	Southern Ill.	69 102
												149	A	SIUE	81 90
												178	A	Eastern Ky.	93 100
												178	H	Eastern Ky.	77 89
												213	H	USC Upstate	72 86
												233	H	Southeast Mo. St.	79 89
												256	A	Tennessee St.	76 78
												256	H	Tennessee St.	60 68
												260	A	Murray St.	79 83
												267	A	UC Santa Barbara	78 93
												269	H	Austin Peay	75 96
												271	A	Georgia St.	99 90
												279	A	Tennessee Tech	69 77
												279	H	Tennessee Tech	75 71
												283	A	Miami (OH)	57 59
												290	H	Kennesaw St.	83 77
												298	A	Jacksonville St.	70 66
												298	H	Jacksonville St.	67 63
												334	A	Lipscomb	92 77
												340	A	Eastern Ill.	85 77
												345	A	Chicago St.	71 75
												346	H	Alabama A&M	112 69
LAST 12 Division I GAMES:															
298	A	Jacksonville St.	70 66	77	A	Belmont	71 99	178	A	Eastern Ky.	93 100	279	H	Tennessee Tech	75 71
256	H	Tennessee St.	60 68	298	H	Jacksonville St.	67 63	269	H	Austin Peay	75 96	340	A	Eastern Ill.	85 77
178	H	Eastern Ky.	77 89	340	A	Eastern Ill.	85 77								
279	A	Tennessee Tech	69 77												
77	H	Belmont	74 89												
256	A	Tennessee St.	76 78												

Non-Div I Games: Ky. Christian 121 91 Mt. St. Joseph 117 53

Morehead St.

Loss, Non-Conf, S Site, H Home A Away N Neutral

Average RPI Win:	294	WON-LOST	WINNING	LAST 10	STRENGTH OF	OPP. STRENGTH	TEAM	ADJ.	CONF.	ADJ CONF.
Average RPI Loss:	181	RECORD	PCT. RANK	GAMES	SCHEDULE	OF SCHEDULE	RPI	RPI	RPI	RPI
DIV. I ONLY	12- 17	223	5- 5	247	340	257	257	32	32	
DIV. I NON-CONF.	1- 10	330	0- 0	19	307	247	247	30	30	
TOTALS	RPI 1-25	RPI 26-50	W-L RECORDS	RPI 51-100	RPI 101-150	RPI 150+				
12- 17	0- 1	0- 2	OVERALL	1- 0	0- 1	11- 13				
6- 5	0- 0	0- 0	HOME	1- 0	0- 0	5- 5				
5- 9	0- 0	0- 0	AWAY	0- 0	0- 0	5- 1				
1- 3	0- 0	0- 1	NEUTRAL	0- 0	0- 0	1- 2				
1- 10	0- 1	0- 2	NON-CONFERENCE	1- 0	0- 1	0- 6				
1- 2	0- 0	0- 0	HOME	1- 0	0- 0	0- 2				
0- 6	0- 1	0- 1	AWAY	0- 0	0- 1	0- 3				
0- 2	0- 0	0- 1	NEUTRAL	0- 0	0- 0	0- 1				
11- 7	0- 0	0- 0	CONFERENCE	0- 0	0- 0	11- 7				
5- 3	0- 0	0- 0	HOME	0- 0	0- 0	5- 3				
5- 3	0- 0	0- 0	AWAY	0- 0	0- 0	5- 3				
1- 1	0- 0	0- 0	NEUTRAL	0- 0	0- 0	1- 1				

RPI 1-25				RPI 26-50				RPI 51-100				RPI 101+ Team's RPI: 257			
RPI	S	Opponent	Score	RPI	S	Opponent	Score	RPI	S	Opponent	Score	RPI	S	Opponent	Score
12	A	Syracuse	61 90	31	A	James Madison	31 92	98	H	Bucknell	64 50	124	A	Virginia Tech	33 73
				41	N	Colorado St.	36 54					158	A	Stony Brook	42 46
												174	A	Robert Morris	44 76
												187	H	UMBC	46 65
												195	H	N.C. A&T	55 65
												206	A	Brown	45 72
												207	A	Hampton	47 60
												207	H	Hampton	51 65
												230	N	Siena	46 69
												231	A	Coppin St.	38 82
												231	H	Coppin St.	72 51
												231	N	Coppin St.	53 63
												250	A	Bethune-Cookman	48 63
												280	A	UMES	77 69
												280	H	UMES	42 50
												289	A	Florida A&M	67 62
												293	A	South Carolina St.	62 56
												296	A	Savannah St.	66 60
												305	H	UMKC	50 59
												324	H	Delaware St.	56 49
												327	H	Howard	78 66
												347	A	Norfolk St.	59 56
												347	H	Norfolk St.	67 58
												348	H	N.C. Central	66 55
												348	N	N.C. Central	52 42
LAST 12 Division I GAMES:															
				231	N	Coppin St.	53 63			207	A	Hampton	47 60		
				348	N	N.C. Central	52 42			347	A	Norfolk St.	59 56		
				280	H	UMES	42 50			293	A	South Carolina St.	62 56		
				231	A	Coppin St.	38 82			296	A	Savannah St.	66 60		
				195	H	N.C. A&T	55 65			231	H	Coppin St.	72 51		
				348	H	N.C. Central	66 55			327	H	Howard	78 66		

Non-Div I Games: Washington Adventis74 36

Morgan St.

■ Loss,
 ■ Non-Conf,
 ■ S Site,
 ■ Home
 ■ A Away
 N Neutral

Average RPI Win:	314	WON-LOST	WINNING	LAST 10	STRENGTH OF	OPP. STRENGTH	TEAM	ADJ.	CONF.	ADJ CONF.
Average RPI Loss:	228	RECORD	PCT. RANK	GAMES	SCHEDULE	OF SCHEDULE	RPI	RPI	RPI	RPI
DIV. I ONLY	9- 21	276	4- 6	327	349	316	316	30	30	
DIV. I NON-CONF.	2- 9	296	0- 0	280	341	316	316	32	32	
TOTALS	RPI 1-25	RPI 26-50	W-L RECORDS	RPI 51-100	RPI 101-150	RPI 150+				
9- 21	0- 0	0- 0	OVERALL	0- 1	0- 2	9- 18				
4- 9	0- 0	0- 0	HOME	0- 0	0- 0	4- 9				
5- 12	0- 0	0- 0	AWAY	0- 0	0- 0	5- 4				
0- 0	0- 0	0- 0	NEUTRAL	0- 0	0- 0	0- 0				
2- 9	0- 0	0- 0	NON-CONFERENCE	0- 1	0- 2	2- 6				
0- 4	0- 0	0- 0	HOME	0- 0	0- 0	0- 4				
2- 5	0- 0	0- 0	AWAY	0- 1	0- 2	2- 2				
0- 0	0- 0	0- 0	NEUTRAL	0- 0	0- 0	0- 0				
7- 12	0- 0	0- 0	CONFERENCE	0- 0	0- 0	7- 12				
4- 5	0- 0	0- 0	HOME	0- 0	0- 0	4- 5				
3- 7	0- 0	0- 0	AWAY	0- 0	0- 0	3- 7				
0- 0	0- 0	0- 0	NEUTRAL	0- 0	0- 0	0- 0				

RPI 1-25			RPI 26-50			RPI 51-100			RPI 101+			Team's RPI: 316
RPI	S	Opponent	Score	RPI	S	Opponent	Score	RPI	S	Opponent	Score	
						98 A Bucknell	45 71	124 A Virginia Tech		42 59		
								131 A Pittsburgh		57 74		
								174 A Robert Morris		56 61		
								174 H Robert Morris		67 74		
								201 A Sacred Heart		47 66		
								201 A Sacred Heart		58 61		
								201 H Sacred Heart		52 60		
								203 H Loyola Maryland		63 65		
								219 H William & Mary		74 76		
								231 A Coppin St.		55 66		
								237 A Bryant		52 86		
								237 H Bryant		59 70		
								253 A Campbell		53 62		
								262 A Saint Francis (PA)		57 87		
								262 H Saint Francis (PA)		64 73		
								276 A Central Conn. St.		59 55		
								276 H Central Conn. St.		54 48		
								280 A UMES		57 50		
								291 H Niagara		51 53		
								313 A Fairleigh Dickinson		53 66		
								313 H Fairleigh Dickinson		71 55		
								322 A LIU Brooklyn		50 53		
								322 H LIU Brooklyn		51 61		
								324 A Delaware St.		54 41		
								327 H Howard		49 62		
								335 A St. Francis Brooklyn		57 40		
LAST 12 Division I GAMES:												
201 A		Sacred Heart	47 66	262 H		Saint Francis (PA)	64 73					
201 H		Sacred Heart	52 60	343 A		Wagner	59 50					
335 A		St. Francis Brooklyn	57 40	322 A		LIU Brooklyn	50 53					
276 A		Central Conn. St.	59 55	174 H		Robert Morris	67 74					
237 A		Bryant	52 86	343 H		Wagner	64 55					
313 H		Fairleigh Dickinson	71 55	201 A		Sacred Heart	58 61					

Non-Div I Games:

Mt. St. Mary's

■ Loss,
 ■ Non-Conf,
 ■ S Site,
 ■ H Home
 ■ A Away
 N Neutral

M
t
.
S
t
.
M
a
r
y
'
s

Mt. St. Mary's
RPI S Opponent Score

Through Games Of March 13, 2016

RPI	S	Opponent	Score	
335	H	St. Francis Brooklyn	66	56
343	A	Wagner	59	50
343	H	Wagner	64	55

M
t
.
S
t
.
M
a
r
y
'
s

Mt. St. Mary's

Average RPI Win:	270	WON-LOST	WINNING	LAST 10	STRENGTH OF	OPP. STRENGTH	TEAM	ADJ.	CONF.	ADJ CONF.
Average RPI Loss:	175	RECORD	PCT. RANK	GAMES	SCHEDULE	OF SCHEDULE	RPI	RPI	RPI	RPI
DIV. I ONLY	10- 17	247	5- 5	250	301	260	260	24	24	
DIV. I NON-CONF.	2- 7	280	0- 0	204	333	254	254	24	24	
TOTALS	RPI 1-25	RPI 26-50	W-L RECORDS	RPI 51-100	RPI 101-150	RPI 150+				
10- 17	0- 1	0- 0	OVERALL	0- 3	2- 5	8- 8				
5- 5	0- 0	0- 0	HOME	0- 1	0- 3	5- 1				
4- 11	0- 1	0- 0	AWAY	0- 2	1- 2	3- 6				
1- 1	0- 0	0- 0	NEUTRAL	0- 0	1- 0	0- 1				
2- 7	0- 1	0- 0	NON-CONFERENCE	0- 2	0- 2	2- 2				
0- 2	0- 0	0- 0	HOME	0- 1	0- 1	0- 0				
2- 5	0- 1	0- 0	AWAY	0- 1	0- 1	2- 2				
0- 0	0- 0	0- 0	NEUTRAL	0- 0	0- 0	0- 0				
8- 10	0- 0	0- 0	CONFERENCE	0- 1	2- 3	6- 6				
5- 3	0- 0	0- 0	HOME	0- 0	0- 2	5- 1				
2- 6	0- 0	0- 0	AWAY	0- 1	1- 1	1- 4				
1- 1	0- 0	0- 0	NEUTRAL	0- 0	1- 0	0- 1				

RPI 1-25			RPI 26-50			RPI 51-100			RPI 101+ Team's RPI: 260		
RPI	S	Opponent	Score	RPI	S	Opponent	Score	RPI	S	Opponent	Score
15	A	Florida St.	59 101					77	A	Belmont	61 87
								90	A	Central Ark.	40 50
								90	H	Central Ark.	51 61
								108	A	UT Martin	62 92
								108	H	UT Martin	49 70
								108	N	UT Martin	78 76
								134	A	Jacksonville	54 79
								140	H	Southern Ill.	57 70
								149	A	SIUE	79 76
								149	H	SIUE	61 64
								178	A	Eastern Ky.	60 72
								178	N	Eastern Ky.	52 63
								233	A	Southeast Mo. St.	59 96
								233	H	Southeast Mo. St.	80 61
								256	A	Tennessee St.	58 69
								269	A	Austin Peay	72 81
								269	H	Austin Peay	75 72
								279	H	Tennessee Tech	56 50
								298	H	Jacksonville St.	71 74
								307	H	Morehead St.	83 79
								321	A	Illinois St.	76 81
								330	A	Evansville	73 54
								334	A	Lipscomb	85 93
								340	A	Eastern Ill.	74 71
								340	H	Eastern Ill.	66 56
								346	A	Alabama A&M	76 59
LAST 12 Division I GAMES:											
				178	N	Eastern Ky.	52 63	149	A	SIUE	79 76
				108	N	UT Martin	78 76	269	H	Austin Peay	75 72
				108	H	UT Martin	49 70	233	A	Southeast Mo. St.	59 96
				269	A	Austin Peay	72 81	108	A	UT Martin	62 92
				340	A	Eastern Ill.	74 71	340	H	Eastern Ill.	66 56
				233	H	Southeast Mo. St.	80 61	149	H	SIUE	61 64

Non-Div I Games: Blue Mountain 89 64 Oakland City 91 75

Murray St.

■ Loss,
 ■ Non-Conf, S Site,
 ■ Home
 ■ Away
 N Neutral

Average RPI Win:	297	WON-LOST	WINNING	LAST 10	STRENGTH OF	OPP. STRENGTH	TEAM	ADJ.	CONF.	ADJ CONF.
Average RPI Loss:	175	RECORD	PCT. RANK	GAMES	SCHEDULE	OF SCHEDULE	RPI	RPI	RPI	RPI
DIV. I ONLY	17- 11	110	9- 1	302	338	195	195	32	32	
DIV. I NON-CONF.	2- 7	280	0- 0	150	168	252	252	30	30	
TOTALS	RPI 1-25	RPI 26-50	W-L RECORDS	RPI 51-100	RPI 101-150	RPI 150+				
17- 11	0- 2	0- 0	OVERALL	0- 2	0- 0	17- 7				
6- 4	0- 0	0- 0	HOME	0- 2	0- 0	6- 2				
6- 6	0- 1	0- 0	AWAY	0- 0	0- 0	6- 5				
5- 1	0- 1	0- 0	NEUTRAL	0- 0	0- 0	5- 0				
2- 7	0- 2	0- 0	NON-CONFERENCE	0- 2	0- 0	2- 3				
0- 2	0- 0	0- 0	HOME	0- 2	0- 0	0- 0				
0- 4	0- 1	0- 0	AWAY	0- 0	0- 0	0- 3				
2- 1	0- 1	0- 0	NEUTRAL	0- 0	0- 0	2- 0				
15- 4	0- 0	0- 0	CONFERENCE	0- 0	0- 0	15- 4				
6- 2	0- 0	0- 0	HOME	0- 0	0- 0	6- 2				
6- 2	0- 0	0- 0	AWAY	0- 0	0- 0	6- 2				
3- 0	0- 0	0- 0	NEUTRAL	0- 0	0- 0	3- 0				

RPI 1-25				RPI 26-50				RPI 51-100				RPI 101+ Team's RPI: 195			
RPI	S	Opponent	Score	RPI	S	Opponent	Score	RPI	S	Opponent	Score	RPI	S	Opponent	Score
6	A	Ohio St.	56 89					68	H	VCU	49 64	207	H	Hampton	52 55
18	N	Duquesne	67 81					71	H	FGCU	36 60	207	N	Hampton	63 54
												231	A	Coppin St.	59 65
												231	N	Coppin St.	65 46
												236	A	Navy	48 52
												250	A	Bethune-Cookman	41 65
												250	H	Bethune-Cookman	68 55
												253	A	Campbell	55 56
												257	A	Morgan St.	65 55
												280	H	UMES	50 56
												289	A	Florida A&M	70 66
												289	H	Florida A&M	80 51
												289	N	Florida A&M	67 50
												293	A	South Carolina St.	57 54
												296	A	Savannah St.	69 59
												296	H	Savannah St.	60 31
												302	A	Wichita St.	53 55
												323	N	North Dakota St.	72 64
												324	A	Delaware St.	84 64
												327	H	Howard	88 70
												333	N	Southern Utah	78 65
												347	H	Norfolk St.	64 53
												348	A	N.C. Central	76 54
												348	H	N.C. Central	60 48
LAST 12 Division I GAMES:															
				231	N	Coppin St.	65 46					257	A	Morgan St.	65 55
				207	N	Hampton	63 54					250	H	Bethune-Cookman	68 55
				289	N	Florida A&M	67 50					289	H	Florida A&M	80 51
				348	H	N.C. Central	60 48					348	A	N.C. Central	76 54
				250	A	Bethune-Cookman	41 65					296	H	Savannah St.	60 31
				289	A	Florida A&M	70 66					231	A	Coppin St.	59 65

Non-Div I Games: Pfeiffer 74 55 North Greenville 64 37

N.C. A&T

Loss, Non-Conf, S Site, H Home A Away N Neutral

N.C. Central

Through Games Of March 13, 2016

Average RPI Win:	285	WON-LOST	WINNING	LAST 10	STRENGTH OF	OPP. STRENGTH	TEAM	ADJ.	CONF.	ADJ CONF.
Average RPI Loss:	250	RECORD	PCT. RANK	GAMES	SCHEDULE	OF SCHEDULE	RPI	RPI	RPI	RPI
DIV. I ONLY	4- 23	326	1- 8	342	344	348	348	32	32	
DIV. I NON-CONF.	1- 9	325	0- 0	323	326	348	348	30	30	
TOTALS	RPI 1-25	RPI 26-50	W-L RECORDS	RPI 51-100	RPI 101-150	RPI 150+				
4- 23	0- 0	0- 0	OVERALL	0- 2	0- 0	4- 21				
4- 6	0- 0	0- 0	HOME	0- 0	0- 0	4- 6				
0- 16	0- 0	0- 0	AWAY	0- 2	0- 0	0- 14				
0- 1	0- 0	0- 0	NEUTRAL	0- 0	0- 0	0- 1				
1- 9	0- 0	0- 0	NON-CONFERENCE	0- 2	0- 0	1- 7				
1- 1	0- 0	0- 0	HOME	0- 0	0- 0	1- 1				
0- 8	0- 0	0- 0	AWAY	0- 2	0- 0	0- 6				
0- 0	0- 0	0- 0	NEUTRAL	0- 0	0- 0	0- 0				
3- 14	0- 0	0- 0	CONFERENCE	0- 0	0- 0	3- 14				
3- 5	0- 0	0- 0	HOME	0- 0	0- 0	3- 5				
0- 8	0- 0	0- 0	AWAY	0- 0	0- 0	0- 8				
0- 1	0- 0	0- 0	NEUTRAL	0- 0	0- 0	0- 1				

RPI S	Opponent	Score	RPI S	Opponent	Score	RPI S	Opponent	Score	RPI S	Opponent	Score	Team's RPI: 348
						89	A Charlotte	52 67	186	A Presbyterian	50 60	
						95	A Nebraska	47 88	195	A N.C. A&T	48 60	
									195	H N.C. A&T	54 76	
									207	H Hampton	42 76	
									213	A USC Upstate	46 68	
									218	H Furman	66 61	
									231	A Coppin St.	46 63	
									250	A Bethune-Cookman	50 62	
									250	H Bethune-Cookman	46 63	
									253	H Campbell	48 57	
									257	A Morgan St.	55 66	
									257	N Morgan St.	42 52	
									280	H UMES	49 46	
									289	A Florida A&M	45 55	
									289	H Florida A&M	54 69	
									293	A South Carolina St.	51 58	
									296	A Savannah St.	39 57	
									296	H Savannah St.	65 61	
									306	A Wofford	37 60	
									311	A UNCG	56 103	
									314	A Longwood	49 60	
									324	A Delaware St.	56 66	
									327	H Howard	61 68	
									328	A Winthrop	39 62	
									347	H Norfolk St.	63 62	
LAST 12 Division I GAMES:												
			257	N Morgan St.	42 52	289	H Florida A&M	54 69				
			195	A N.C. A&T	48 60	250	H Bethune-Cookman	46 63				
			296	H Savannah St.	65 61	195	H N.C. A&T	54 76				
			250	A Bethune-Cookman	50 62	289	A Florida A&M	45 55				
			257	A Morgan St.	55 66	324	A Delaware St.	56 66				
			231	A Coppin St.	46 63	207	H Hampton	42 76				

Non-Div I Games: Johnson & Wales (NC68 58

N.C. Central

■ Loss,
 ■ Non-Conf,
 ■ S Site,
 ■ Home
 ■ A Away
 N Neutral

Average RPI Win:	328	WON-LOST	WINNING	LAST 10	STRENGTH OF	OPP. STRENGTH	TEAM	ADJ.	CONF.	ADJ CONF.
Average RPI Loss:	203	RECORD	PCT. RANK	GAMES	SCHEDULE	OF SCHEDULE	RPI	RPI	RPI	RPI
DIV. I ONLY	2- 26	346	1- 9	260	314	342	342	29	29	
DIV. I NON-CONF.	1- 12	337	0- 0	270	325	338	338	28	28	
TOTALS	RPI 1-25	RPI 26-50	W-L RECORDS	RPI 51-100	RPI 101-150	RPI 150+				
2- 26	0- 0	0- 0	OVERALL	0- 5	0- 4	2- 17				
1- 12	0- 0	0- 0	HOME	0- 2	0- 1	1- 9				
1- 14	0- 0	0- 0	AWAY	0- 3	0- 3	1- 8				
0- 0	0- 0	0- 0	NEUTRAL	0- 0	0- 0	0- 0				
1- 12	0- 0	0- 0	NON-CONFERENCE	0- 2	0- 2	1- 8				
0- 6	0- 0	0- 0	HOME	0- 1	0- 0	0- 5				
1- 6	0- 0	0- 0	AWAY	0- 1	0- 2	1- 3				
0- 0	0- 0	0- 0	NEUTRAL	0- 0	0- 0	0- 0				
1- 14	0- 0	0- 0	CONFERENCE	0- 3	0- 2	1- 9				
1- 6	0- 0	0- 0	HOME	0- 1	0- 1	1- 4				
0- 8	0- 0	0- 0	AWAY	0- 2	0- 1	0- 5				
0- 0	0- 0	0- 0	NEUTRAL	0- 0	0- 0	0- 0				

RPI 1-25			RPI 26-50			RPI 51-100				RPI 101+			Team's RPI: 342				
RPI	S	Opponent	Score	RPI	S	Opponent	Score	RPI	S	Opponent	Score	RPI	S	Opponent	Score		
								61	H	Army West Point	35	71	111	A	Virginia	54	81
								71	A	FGCU	37	70	128	A	Marshall	50	63
								71	A	FGCU	31	60	134	A	Jacksonville	37	68
								71	H	FGCU	32	53	134	H	Jacksonville	36	65
								81	A	Minnesota	50	83	190	A	Stetson	55	60
													190	H	Stetson	56	74
													206	H	Brown	49	74
													212	H	Lehigh	47	75
													213	A	USC Upstate	47	67
													213	H	USC Upstate	41	58
													217	H	Dartmouth	39	46
													223	A	Binghamton	50	54
													247	A	Columbia	52	72
													277	H	Vermont	46	54
													290	A	Kennesaw St.	48	64
													290	H	Kennesaw St.	77	82
													322	A	LIU Brooklyn	53	44
													323	H	North Dakota St.	59	64
													326	A	North Florida	49	72
													326	H	North Florida	51	68
													334	A	Lipscomb	49	63
													334	H	Lipscomb	61	51
													343	A	Wagner	53	76
LAST 12 Division I GAMES:																	
				71	A	FGCU	31	60		334	A	Lipscomb	49	63			
				213	A	USC Upstate	47	67		290	H	Kennesaw St.	77	82			
				326	A	North Florida	49	72		334	H	Lipscomb	61	51			
				134	A	Jacksonville	37	68		290	A	Kennesaw St.	48	64			
				190	H	Stetson	56	74		134	H	Jacksonville	36	65			
				71	H	FGCU	32	53		326	H	North Florida	51	68			

Non-Div I Games: St. Joseph (VT) 71 50 St. Joseph's (Brklr) 78 41

NJIT

Loss, Non-Conf, S Site, H Home A Away N Neutral

Navy

Through Games Of March 13, 2016

Average RPI Win: 266	WON-LOST	WINNING	LAST 10	STRENGTH OF	OPP. STRENGTH	TEAM	ADJ.	CONF.	ADJ CONF.
Average RPI Loss: 166	RECORD	PCT. RANK	GAMES	SCHEDULE	OF SCHEDULE	RPI	RPI	RPI	RPI
DIV. I ONLY	14- 15	180	5- 5	262	296	236	236	26	26
DIV. I NON-CONF.	5- 5	160	0- 0	209	271	207	207	27	27
TOTALS	RPI 1-25	RPI 26-50	W-L RECORDS	RPI 51-100	RPI 101-150	RPI 150+			
14- 15	0- 0	0- 2	OVERALL	1- 5	0- 0	13- 8			
10- 5	0- 0	0- 1	HOME	1- 2	0- 0	9- 2			
4- 9	0- 0	0- 1	AWAY	0- 2	0- 0	4- 6			
0- 1	0- 0	0- 0	NEUTRAL	0- 1	0- 0	0- 0			
5- 5	0- 0	0- 2	NON-CONFERENCE	1- 1	0- 0	4- 2			
4- 2	0- 0	0- 1	HOME	1- 0	0- 0	3- 1			
1- 3	0- 0	0- 1	AWAY	0- 1	0- 0	1- 1			
0- 0	0- 0	0- 0	NEUTRAL	0- 0	0- 0	0- 0			
9- 10	0- 0	0- 0	CONFERENCE	0- 4	0- 0	9- 6			
6- 3	0- 0	0- 0	HOME	0- 2	0- 0	6- 1			
3- 6	0- 0	0- 0	AWAY	0- 1	0- 0	3- 5			
0- 1	0- 0	0- 0	NEUTRAL	0- 1	0- 0	0- 0			

RPI S	Opponent	Score	RPI S	Opponent	Score	RPI S	Opponent	Score	RPI S	Opponent	Score	Team's RPI: 236
27	A Penn	43 57	41	H Colorado St.	73 82	61	H Army West Point	34 49	195	H N.C. A&T	52 48	
						61	N Army West Point	38 75	203	A Loyola Maryland	42 44	
						75	A Hofstra	63 65	203	A Loyola Maryland	38 51	
						92	H Elon	73 70	203	H Loyola Maryland	45 38	
						98	A Bucknell	52 64	212	A Lehigh	62 54	
						98	H Bucknell	41 51	212	H Lehigh	48 51	
									222	A Kansas	54 61	
									230	H Siena	59 58	
									254	A Holy Cross	49 57	
									254	H Holy Cross	50 49	
									273	A American	56 61	
									273	H American	65 52	
									295	A Colgate	62 58	
									295	H Colgate	51 41	
									322	H LIU Brooklyn	66 68	
									329	A Lafayette	65 58	
									329	H Lafayette	64 48	
									338	A Saint Peter's	50 39	
									341	H Air Force	64 46	
									344	A Boston U.	49 51	
									344	H Boston U.	67 56	
LAST 12 Division I GAMES:												
203	A Loyola Maryland	42 44	329	H Lafayette	64 48							
273	A American	56 61	203	H Loyola Maryland	45 38							
98	A Bucknell	52 64	295	A Colgate	62 58							
273	H American	65 52	344	A Boston U.	49 51							
61	H Army West Point	34 49	254	H Holy Cross	50 49							
212	A Lehigh	62 54	61	N Army West Point	38 75							

Non-Div I Games: Johns Hopkins 77 45

Navy

■ Loss,
 ■ Non-Conf,
 ■ S Site,
 ■ H Home
 ■ A Away
 N Neutral

Nebraska

Through Games Of March 13, 2016

Average RPI Win:	166	WON-LOST	WINNING	LAST 10	STRENGTH OF	OPP. STRENGTH	TEAM	ADJ.	CONF.	ADJ CONF.
Average RPI Loss:	51	RECORD	PCT. RANK	GAMES	SCHEDULE	OF SCHEDULE	RPI	RPI	RPI	RPI
DIV. I ONLY	18- 12	115	3- 7	101	38	95	95	5	5	
DIV. I NON-CONF.	9- 2	37	0- 0	254	151	100	100	4	4	
TOTALS	RPI 1-25	RPI 26-50	W-L RECORDS	RPI 51-100	RPI 101-150	RPI 150+				
18- 12	1- 3	2- 2	OVERALL	3- 6	5- 1	7- 0				
15- 3	1- 0	2- 1	HOME	1- 2	4- 0	7- 0				
3- 8	0- 3	0- 1	AWAY	2- 3	1- 1	0- 0				
0- 1	0- 0	0- 0	NEUTRAL	0- 1	0- 0	0- 0				
9- 2	0- 1	2- 0	NON-CONFERENCE	0- 1	2- 0	5- 0				
9- 0	0- 0	2- 0	HOME	0- 0	2- 0	5- 0				
0- 2	0- 1	0- 0	AWAY	0- 1	0- 0	0- 0				
0- 0	0- 0	0- 0	NEUTRAL	0- 0	0- 0	0- 0				
9- 10	1- 2	0- 2	CONFERENCE	3- 5	3- 1	2- 0				
6- 3	1- 0	0- 1	HOME	1- 2	2- 0	2- 0				
3- 6	0- 2	0- 1	AWAY	2- 2	1- 1	0- 0				
0- 1	0- 0	0- 0	NEUTRAL	0- 1	0- 0	0- 0				

RPI 1-25				RPI 26-50				RPI 51-100				RPI 101+			
RPI	S	Opponent	Score	RPI	S	Opponent	Score	RPI	S	Opponent	Score	RPI	S	Opponent	Score
3	A	UConn	46 88	43	H	Arkansas St.	79 71	52	A	Rutgers	56 66	104	A	Northwestern	62 85
6	A	Ohio St.	70 96	46	A	Indiana	47 59	52	H	Rutgers	65 54	104	H	Northwestern	76 67
8	A	Maryland	50 89	46	H	Indiana	68 79	52	N	Rutgers	63 66	115	H	Creighton	65 63
17	H	Michigan St.	73 66	49	H	North Carolina St.	88 67	58	H	Iowa	68 74	138	A	Penn St.	83 78
								66	A	Purdue	62 61	138	H	Penn St.	87 69
								66	H	Purdue	50 68	147	H	Southern U.	89 38
								78	A	Michigan	93 81	184	H	Illinois	73 57
								81	A	Minnesota	73 110	198	H	Wisconsin	75 62
								84	A	California	80 87	309	H	Northern Ariz.	90 67
												326	H	North Florida	91 46
												330	H	Evansville	85 40
												337	H	Ark.-Pine Bluff	96 46
												348	H	N.C. Central	88 47
LAST 12 Division I GAMES:															
				52	N	Rutgers	63 66	81	A	Minnesota	73 110				
				104	H	Northwestern	76 67	46	A	Indiana	47 59				
				46	H	Indiana	68 79	138	H	Penn St.	87 69				
				66	H	Purdue	50 68	52	A	Rutgers	56 66				
				6	A	Ohio St.	70 96	198	H	Wisconsin	75 62				
				17	H	Michigan St.	73 66	78	A	Michigan	93 81				

Non-Div I Games:

Nebraska

■ Loss,
■ Non-Conf, S Site,
■ Home
■ Away
N Neutral

Nevada

Through Games Of March 13, 2016

Average RPI Win: 262	WON-LOST	WINNING	LAST 10	STRENGTH OF	OPP. STRENGTH	TEAM	ADJ.	CONF.	ADJ CONF.
Average RPI Loss: 173	RECORD	PCT. RANK	GAMES	SCHEDULE	OF SCHEDULE	RPI	RPI	RPI	RPI
DIV. I ONLY	4- 25	329	1- 9	198	235	325	325	20	20
DIV. I NON-CONF.	0- 10	338	0- 0	202	246	335	335	20	20
TOTALS	RPI 1-25	RPI 26-50	W-L RECORDS	RPI 51-100	RPI 101-150	RPI 150+			
4- 25	0- 0	0- 2	OVERALL	0- 4	0- 2	4- 17			
3- 11	0- 0	0- 1	HOME	0- 3	0- 1	3- 6			
1- 11	0- 0	0- 1	AWAY	0- 0	0- 1	1- 9			
0- 3	0- 0	0- 0	NEUTRAL	0- 1	0- 0	0- 2			
0- 10	0- 0	0- 0	NON-CONFERENCE	0- 4	0- 0	0- 6			
0- 5	0- 0	0- 0	HOME	0- 3	0- 0	0- 2			
0- 3	0- 0	0- 0	AWAY	0- 0	0- 0	0- 3			
0- 2	0- 0	0- 0	NEUTRAL	0- 1	0- 0	0- 1			
4- 15	0- 0	0- 2	CONFERENCE	0- 0	0- 2	4- 11			
3- 6	0- 0	0- 1	HOME	0- 0	0- 1	3- 4			
1- 8	0- 0	0- 1	AWAY	0- 0	0- 1	1- 6			
0- 1	0- 0	0- 0	NEUTRAL	0- 0	0- 0	0- 1			

RPI S	Opponent	Score	RPI S	Opponent	Score	RPI S	Opponent	Score	RPI S	Opponent	Score	Team's RPI: 325
41	A Colorado St.	56 74	41	H Colorado St.	37 64	59	H Middle Tenn.	46 90	107	A Fresno St.	56 65	
						72	H San Francisco	62 70	107	H Fresno St.	59 67	
						82	H San Diego	47 84	154	A Boise St.	58 66	
						96	N Washington St.	57 70	154	H Boise St.	61 64	
									162	H Montana St.	53 66	
									165	A New Mexico	42 66	
									165	H New Mexico	47 51	
									179	A Pacific	52 74	
									200	H San Jose St.	63 76	
									204	H Utah Valley	65 73	
									211	A UNLV	59 65	
									211	H UNLV	71 65	
									234	A Utah St.	55 70	
									234	H Utah St.	66 79	
									234	N Utah St.	35 59	
									238	A San Diego St.	70 64	
									244	N Loyola Marymount	58 69	
									249	A Ill.-Chicago	55 70	
									258	A Wyoming	53 68	
									258	H Wyoming	68 65	
									336	A UC Irvine	64 68	
									341	A Air Force	53 59	
									341	H Air Force	68 57	
LAST 12 Division I GAMES:												
234	N Utah St.	35 59	200	H San Jose St.	63 76							
165	A New Mexico	42 66	107	A Fresno St.	56 65							
154	H Boise St.	61 64	341	A Air Force	53 59							
41	A Colorado St.	56 74	41	H Colorado St.	37 64							
234	A Utah St.	55 70	234	H Utah St.	66 79							
211	H UNLV	71 65	238	A San Diego St.	70 64							

Non-Div I Games: San Fran. St. 57 51

Nevada

■ Loss,
 ■ Non-Conf, S Site,
 ■ Home
 ■ Away
 N Neutral

New Hampshire

Through Games Of March 13, 2016

Average RPI Win:	247	WON-LOST	WINNING	LAST 10	STRENGTH OF	OPP. STRENGTH	TEAM	ADJ.	CONF.	ADJ CONF.
Average RPI Loss:	149	RECORD	PCT. RANK	GAMES	SCHEDULE	OF SCHEDULE	RPI	RPI	RPI	RPI
DIV. I ONLY	11- 18	246	5- 5	186	226	235	235	16	16	
DIV. I NON-CONF.	5- 7	198	0- 0	224	257	213	213	19	19	
TOTALS	RPI 1-25	RPI 26-50	W-L RECORDS	RPI 51-100	RPI 101-150	RPI 150+				
11- 18	0- 0	0- 3	OVERALL	0- 3	0- 1	11- 11				
6- 7	0- 0	0- 2	HOME	0- 1	0- 0	6- 4				
5- 10	0- 0	0- 0	AWAY	0- 0	0- 0	5- 2				
0- 1	0- 0	0- 0	NEUTRAL	0- 1	0- 0	0- 0				
5- 7	0- 0	0- 1	NON-CONFERENCE	0- 0	0- 1	5- 5				
2- 3	0- 0	0- 1	HOME	0- 0	0- 0	2- 2				
3- 4	0- 0	0- 0	AWAY	0- 0	0- 1	3- 3				
0- 0	0- 0	0- 0	NEUTRAL	0- 0	0- 0	0- 0				
6- 11	0- 0	0- 2	CONFERENCE	0- 3	0- 0	6- 6				
4- 4	0- 0	0- 1	HOME	0- 1	0- 0	4- 2				
2- 6	0- 0	0- 1	AWAY	0- 1	0- 0	2- 4				
0- 1	0- 0	0- 0	NEUTRAL	0- 1	0- 0	0- 0				

RPI S	Opponent	Score	RPI S	Opponent	Score	RPI S	Opponent	Score	RPI S	Opponent	Score	Team's RPI: 235
27	H Penn	60 67	60	A Maine	55 59	122	A Boston College	51 71				
44	A Albany (NY)	48 85	60	H Maine	52 62	151	H Northeastern	54 66				
44	H Albany (NY)	52 78	60	N Maine	47 58	153	A North Carolina	60 65				
						157	A Yale	46 63				
						158	A Stony Brook	54 63				
						158	H Stony Brook	49 46				
						187	A UMBC	67 59				
						187	H UMBC	55 65				
						201	A Sacred Heart	81 69				
						217	A Dartmouth	61 57				
						221	A Hartford	44 48				
						221	H Hartford	53 42				
						223	A Binghamton	50 51				
						223	H Binghamton	64 49				
						230	H Siena	53 57				
						237	A Bryant	42 55				
						248	H Manhattan	72 57				
						276	A Central Conn. St.	64 50				
						277	A Vermont	63 83				
						277	H Vermont	59 63				
						319	A UMass Lowell	63 55				
						319	H UMass Lowell	65 61				
						344	H Boston U.	69 52				
LAST 12 Division I GAMES:												
60	N Maine	47 58	44	A Albany (NY)	48 85							
187	A UMBC	67 59	60	A Maine	55 59							
277	H Vermont	59 63	223	H Binghamton	64 49							
221	H Hartford	53 42	187	H UMBC	55 65							
319	A UMass Lowell	63 55	277	A Vermont	63 83							
158	H Stony Brook	49 46	221	A Hartford	44 48							

Non-Div I Games: Colby-Sawyer 72 41

New Hampshire

■ Loss,
 ■ Non-Conf,
 ■ S Site,
 ■ Home
 ■ A Away
 N Neutral

Average RPI Win:	246	WON-LOST	WINNING	LAST 10	STRENGTH OF	OPP. STRENGTH	TEAM	ADJ.	CONF.	ADJ CONF.
Average RPI Loss:	131	RECORD	PCT. RANK	GAMES	SCHEDULE	OF SCHEDULE	RPI	RPI	RPI	RPI
DIV. I ONLY	17- 14	150	6- 4	183	222	165	165	20	20	
DIV. I NON-CONF.	7- 4	110	0- 0	79	264	109	109	20	20	
TOTALS	RPI 1-25	RPI 26-50	W-L RECORDS	RPI 51-100	RPI 101-150	RPI 150+				
17- 14	0- 1	0- 3	OVERALL	1- 2	0- 2	16- 6				
10- 6	0- 1	0- 1	HOME	0- 1	0- 1	10- 2				
6- 7	0- 0	0- 1	AWAY	1- 1	0- 1	5- 4				
1- 1	0- 0	0- 1	NEUTRAL	0- 0	0- 0	1- 0				
7- 4	0- 1	0- 1	NON-CONFERENCE	1- 2	0- 0	6- 0				
5- 2	0- 1	0- 0	HOME	0- 1	0- 0	5- 0				
2- 2	0- 0	0- 1	AWAY	1- 1	0- 0	1- 0				
0- 0	0- 0	0- 0	NEUTRAL	0- 0	0- 0	0- 0				
10- 10	0- 0	0- 2	CONFERENCE	0- 0	0- 2	10- 6				
5- 4	0- 0	0- 1	HOME	0- 0	0- 1	5- 2				
4- 5	0- 0	0- 0	AWAY	0- 0	0- 1	4- 4				
1- 1	0- 0	0- 1	NEUTRAL	0- 0	0- 0	1- 0				

RPI 1-25				RPI 26-50				RPI 51-100				RPI 101+ Team's RPI: 165			
RPI	S	Opponent	Score	RPI	S	Opponent	Score	RPI	S	Opponent	Score	RPI	S	Opponent	Score
18	H	Duquesne	69 78	37	A	UTEP	62 70	81	A	Minnesota	72 53	107	A	Fresno St.	43 51
				41	H	Colorado St.	48 49	93	A	New Mexico St.	59 78	107	H	Fresno St.	65 69
				41	N	Colorado St.	42 60	93	H	New Mexico St.	47 52	154	A	Boise St.	70 60
												154	H	Boise St.	60 81
												172	H	Sacramento St.	84 71
												196	A	SMU	63 58
												200	A	San Jose St.	58 59
												200	H	San Jose St.	71 57
												200	N	San Jose St.	65 51
												211	A	UNLV	48 57
												211	H	UNLV	67 53
												234	A	Utah St.	56 72
												234	H	Utah St.	73 70
												238	A	San Diego St.	64 45
												238	H	San Diego St.	46 51
												258	A	Wyoming	48 66
												261	H	Houston Baptist	65 57
												266	H	Pepperdine	60 52
												310	H	Nicholls St.	83 43
												325	A	Nevada	51 47
												325	H	Nevada	66 42
												333	H	Southern Utah	70 48
												341	A	Air Force	63 33
												341	H	Air Force	58 36
LAST 12 Division I GAMES:															
				41	N	Colorado St.	42 60	341	H	Air Force	58 36				
				200	N	San Jose St.	65 51	154	A	Boise St.	70 60				
				325	H	Nevada	66 42	200	A	San Jose St.	58 59				
				238	A	San Diego St.	64 45	234	H	Utah St.	73 70				
				107	A	Fresno St.	43 51	238	H	San Diego St.	46 51				
				41	H	Colorado St.	48 49	211	A	UNLV	48 57				

Non-Div I Games:

New Mexico

■ Loss,
 ■ Non-Conf, S Site,
 ■ Home
 ■ Away
 N Neutral

Average RPI Win:	243	WON-LOST	WINNING	LAST 10	STRENGTH OF	OPP. STRENGTH	TEAM	ADJ.	CONF.	ADJ CONF.
Average RPI Loss:	104	RECORD	PCT. RANK	GAMES	SCHEDULE	OF SCHEDULE	RPI	RPI	RPI	RPI
DIV. I ONLY	24- 4	15	9- 1	310	237	93	93	28	28	
DIV. I NON-CONF.	9- 3	69	0- 0	274	133	126	126	25	25	
TOTALS	RPI 1-25	RPI 26-50	W-L RECORDS	RPI 51-100	RPI 101-150	RPI 150+				
24- 4	0- 0	0- 1	OVERALL	0- 1	1- 1	23- 1				
11- 2	0- 0	0- 1	HOME	0- 0	1- 0	10- 1				
10- 1	0- 0	0- 0	AWAY	0- 0	0- 1	10- 0				
3- 1	0- 0	0- 0	NEUTRAL	0- 1	0- 0	3- 0				
9- 3	0- 0	0- 1	NON-CONFERENCE	0- 1	1- 1	8- 0				
5- 1	0- 0	0- 1	HOME	0- 0	1- 0	4- 0				
3- 1	0- 0	0- 0	AWAY	0- 0	0- 1	3- 0				
1- 1	0- 0	0- 0	NEUTRAL	0- 1	0- 0	1- 0				
15- 1	0- 0	0- 0	CONFERENCE	0- 0	0- 0	15- 1				
6- 1	0- 0	0- 0	HOME	0- 0	0- 0	6- 1				
7- 0	0- 0	0- 0	AWAY	0- 0	0- 0	7- 0				
2- 0	0- 0	0- 0	NEUTRAL	0- 0	0- 0	2- 0				

RPI 1-25				RPI 26-50				RPI 51-100				Team's RPI: 93	RPI 101+			
RPI	S	Opponent	Score	RPI	S	Opponent	Score	RPI	S	Opponent	Score		RPI	S	Opponent	Score
				37	H	UTEP	65 71	73	N	Vanderbilt	45 71		127	A	Arizona	64 68
													133	H	Northwestern St.	65 54
													165	A	New Mexico	52 47
													165	H	New Mexico	78 59
													172	H	Sacramento St.	80 77
													180	A	UTRGV	68 57
													180	H	UTRGV	55 66
													180	N	UTRGV	80 53
													200	A	San Jose St.	75 66
													204	A	Utah Valley	59 53
													204	H	Utah Valley	73 68
													204	N	Utah Valley	58 44
													216	A	CSU Bakersfield	67 59
													216	H	CSU Bakersfield	86 63
													232	A	Grand Canyon	64 44
													232	H	Grand Canyon	60 58
													272	A	Seattle	66 56
													272	H	Seattle	69 54
													305	A	UMKC	68 62
													305	H	UMKC	78 74
LAST 12 Division I GAMES:																
				180	N	UTRGV	80 53	345	H	Chicago St.	76 63		309	H	Northern Ariz.	87 53
				204	N	Utah Valley	58 44	204	A	Utah Valley	59 53		312	N	A&M-Corpus Christi	70 51
				180	H	UTRGV	55 66	232	A	Grand Canyon	64 44		323	A	North Dakota St.	79 69
				305	H	UMKC	78 74	180	A	UTRGV	68 57		333	H	Southern Utah	74 60
				272	A	Seattle	66 56	216	H	CSU Bakersfield	86 63		345	A	Chicago St.	70 60
				216	A	CSU Bakersfield	67 59	272	H	Seattle	69 54		345	H	Chicago St.	76 63

Non-Div I Games: Eastern N.M. 76 61 Western N.M. 68 39

New Mexico St.

Loss, Non-Conf, S Site, H Home A Away N Neutral

Average RPI Win:	299	WON-LOST	WINNING	LAST 10	STRENGTH OF	OPP. STRENGTH	TEAM	ADJ.	CONF.	ADJ CONF.
Average RPI Loss:	201	RECORD	PCT. RANK	GAMES	SCHEDULE	OF SCHEDULE	RPI	RPI	RPI	RPI
DIV. I ONLY	6- 19	301	2- 8	323	290	332	332	27	27	
DIV. I NON-CONF.	1- 6	311	0- 0	332	287	349	349	26	26	
TOTALS	RPI 1-25	RPI 26-50	W-L RECORDS	RPI 51-100	RPI 101-150	RPI 150+				
6- 19	0- 0	0- 0	OVERALL	0- 3	0- 6	6- 10				
5- 6	0- 0	0- 0	HOME	0- 1	0- 2	5- 3				
1- 12	0- 0	0- 0	AWAY	0- 0	0- 1	1- 1				
0- 1	0- 0	0- 0	NEUTRAL	0- 0	0- 0	0- 1				
1- 6	0- 0	0- 0	NON-CONFERENCE	0- 0	0- 2	1- 4				
1- 1	0- 0	0- 0	HOME	0- 0	0- 0	1- 1				
0- 4	0- 0	0- 0	AWAY	0- 0	0- 2	0- 2				
0- 1	0- 0	0- 0	NEUTRAL	0- 0	0- 0	0- 1				
5- 13	0- 0	0- 0	CONFERENCE	0- 3	0- 4	5- 6				
4- 5	0- 0	0- 0	HOME	0- 1	0- 2	4- 2				
1- 8	0- 0	0- 0	AWAY	0- 2	0- 2	1- 4				
0- 0	0- 0	0- 0	NEUTRAL	0- 0	0- 0	0- 0				

RPI S	Opponent	Score	RPI S	Opponent	Score	RPI S	Opponent	Score	RPI S	Opponent	Score	Team's RPI: 332
						76	A Abilene Christian	70 80	109	A TCU	36 85	
						90	A Central Ark.	55 67	133	A Northwestern St.	53 70	
						90	H Central Ark.	44 59	133	H Northwestern St.	46 58	
									142	A Arkansas	41 73	
									145	A McNeese St.	63 92	
									145	H McNeese St.	74 77	
									175	A Ole Miss	59 97	
									205	A Sam Houston St.	52 64	
									210	H SFA	58 57	
									261	H Houston Baptist	51 71	
									282	A Lamar	52 79	
									289	N Florida A&M	60 71	
									290	A Kennesaw St.	53 60	
									308	H Jackson St.	85 68	
									310	A Nicholls St.	55 70	
									310	H Nicholls St.	62 55	
									311	H UNCG	79 81	
									312	A A&M-Corpus Christi	59 73	
									312	H A&M-Corpus Christi	64 75	
									317	A Southeastern La.	62 51	
									317	H Southeastern La.	57 55	
									331	H Incarnate Word	55 49	
LAST 12 Division I GAMES:												
133	H Northwestern St.	46 58	312	H A&M-Corpus Christi	64 75							
317	H Southeastern La.	57 55	90	A Central Ark.	55 67							
76	A Abilene Christian	70 80	145	A McNeese St.	63 92							
310	A Nicholls St.	55 70	145	H McNeese St.	74 77							
133	A Northwestern St.	53 70	310	H Nicholls St.	62 55							
317	A Southeastern La.	62 51	312	A A&M-Corpus Christi	59 73							

Non-Div I Games: LSU-Alexandria 93 75 Trinity Baptist 109 46

New Orleans

■ Loss,
 ■ Non-Conf, S Site,
 ■ Home
 ■ Away
 N Neutral

Niagara

Through Games Of March 13, 2016

Average RPI Win:	275	WON-LOST	WINNING	LAST 10	STRENGTH OF	OPP. STRENGTH	TEAM	ADJ.	CONF.	ADJ CONF.
Average RPI Loss:	171	RECORD	PCT. RANK	GAMES	SCHEDULE	OF SCHEDULE	RPI	RPI	RPI	RPI
DIV. I ONLY	8- 23	295	2- 8	245	230	291	291	23	23	
DIV. I NON-CONF.	2- 7	280	0- 0	227	155	279	279	22	22	
TOTALS	RPI 1-25	RPI 26-50	W-L RECORDS	RPI 51-100	RPI 101-150	RPI 150+				
8- 23	0- 0	0- 1	OVERALL	0- 3	0- 5	8- 14				
3- 11	0- 0	0- 0	HOME	0- 1	0- 3	3- 7				
4- 11	0- 0	0- 1	AWAY	0- 1	0- 2	4- 7				
1- 1	0- 0	0- 0	NEUTRAL	0- 1	0- 0	1- 0				
2- 7	0- 0	0- 1	NON-CONFERENCE	0- 0	0- 3	2- 3				
1- 3	0- 0	0- 0	HOME	0- 0	0- 2	1- 1				
1- 4	0- 0	0- 1	AWAY	0- 0	0- 1	1- 2				
0- 0	0- 0	0- 0	NEUTRAL	0- 0	0- 0	0- 0				
6- 16	0- 0	0- 0	CONFERENCE	0- 3	0- 2	6- 11				
2- 8	0- 0	0- 0	HOME	0- 1	0- 1	2- 6				
3- 7	0- 0	0- 0	AWAY	0- 1	0- 1	3- 5				
1- 1	0- 0	0- 0	NEUTRAL	0- 1	0- 0	1- 0				

RPI S	Opponent	Score	RPI S	Opponent	Score	RPI S	Opponent	Score	RPI S	Opponent	Score	Team's RPI: 291
			34 A	St. Bonaventure	55 67	87 A	Quinnipiac	52 70	103 A	Iona	46 73	
						87 H	Quinnipiac	54 61	103 H	Iona	52 73	
						87 N	Quinnipiac	51 74	106 H	Buffalo	48 57	
									130 H	Youngstown St.	54 71	
									141 A	Texas Tech	45 79	
									159 A	Detroit	75 80	
									161 A	Marist	50 63	
									161 H	Marist	68 82	
									199 A	Fairfield	43 61	
									199 H	Fairfield	56 55	
									209 H	Oakland	67 77	
									217 A	Dartmouth	47 60	
									227 A	Canisius	45 54	
									227 H	Canisius	66 68	
									227 N	Canisius	65 64	
									230 A	Siena	54 45	
									230 H	Siena	51 59	
									245 A	Monmouth	60 83	
									245 H	Monmouth	55 68	
									248 A	Manhattan	62 80	
									248 H	Manhattan	49 58	
									264 H	Cleveland St.	73 72	
									284 A	Rider	67 57	
									284 H	Rider	72 76	
									316 A	Mt. St. Mary's	53 51	
									338 A	Saint Peter's	52 48	
LAST 12 Division I GAMES:												
			87 N	Quinnipiac	51 74		284 H	Rider	72 76			
			227 N	Canisius	65 64		161 H	Marist	68 82			
			230 A	Siena	54 45		87 A	Quinnipiac	52 70			
			227 A	Canisius	45 54		199 A	Fairfield	43 61			
			248 H	Manhattan	49 58		103 H	Iona	52 73			
			245 H	Monmouth	55 68		227 H	Canisius	66 68			

Non-Div I Games:

Niagara

■ Loss,
 ■ Non-Conf,
 S Site,
 ■ Home
 ■ Away
 N Neutral

RPI S Opponent Score

RPI S Opponent Score
338 H Saint Peter's 51 46

N
i
a
g
a
r
a

N
i
a
g
a
r
a

Niagara

Average RPI Win:	267	WON-LOST	WINNING	LAST 10	STRENGTH OF	OPP. STRENGTH	TEAM	ADJ.	CONF.	ADJ CONF.
Average RPI Loss:	201	RECORD	PCT. RANK	GAMES	SCHEDULE	OF SCHEDULE	RPI	RPI	RPI	RPI
DIV. I ONLY	9- 19	270	3- 7	321	309	310	310	27	27	
DIV. I NON-CONF.	1- 8	320	0- 0	306	345	344	344	26	26	
TOTALS	RPI 1-25	RPI 26-50	W-L RECORDS	RPI 51-100	RPI 101-150	RPI 150+				
9- 19	0- 0	0- 0	OVERALL	0- 3	2- 4	7- 12				
5- 8	0- 0	0- 0	HOME	0- 2	2- 0	3- 6				
3- 9	0- 0	0- 0	AWAY	0- 1	0- 3	3- 5				
1- 2	0- 0	0- 0	NEUTRAL	0- 0	0- 1	1- 1				
1- 8	0- 0	0- 0	NON-CONFERENCE	0- 0	0- 2	1- 6				
0- 4	0- 0	0- 0	HOME	0- 0	0- 0	0- 4				
0- 3	0- 0	0- 0	AWAY	0- 0	0- 1	0- 2				
1- 1	0- 0	0- 0	NEUTRAL	0- 0	0- 1	1- 0				
8- 11	0- 0	0- 0	CONFERENCE	0- 3	2- 2	6- 6				
5- 4	0- 0	0- 0	HOME	0- 2	2- 0	3- 2				
3- 6	0- 0	0- 0	AWAY	0- 1	0- 2	3- 3				
0- 1	0- 0	0- 0	NEUTRAL	0- 0	0- 0	0- 1				

RPI S	Opponent	Score	RPI S	Opponent	Score	RPI S	Opponent	Score	RPI S	Opponent	Score	Team's RPI: 310
						76	H Abilene Christian	68 71	112	N Samford	43 45	
						90	A Central Ark.	51 56	119	A Troy	51 104	
						90	H Central Ark.	65 71	133	A Northwestern St.	62 66	
									133	H Northwestern St.	70 61	
									145	A McNeese St.	62 96	
									145	H McNeese St.	85 81	
									165	A New Mexico	43 83	
									182	H Grambling	65 69	
									205	A Sam Houston St.	67 63	
									205	N Sam Houston St.	64 73	
									208	H Louisiana Tech	55 58	
									210	H SFA	67 89	
									261	A Houston Baptist	71 80	
									270	A La.-Monroe	57 69	
									278	H Prairie View	70 81	
									282	H Lamar	69 59	
									298	H Jacksonville St.	49 63	
									312	A A&M-Corpus Christi	64 62	
									317	A Southeastern La.	68 78	
									317	H Southeastern La.	70 52	
									331	A Incarnate Word	66 64	
									331	H Incarnate Word	61 63	
									332	A New Orleans	55 62	
									332	H New Orleans	70 55	
									349	N Mississippi Val.	63 54	
LAST 12 Division I GAMES:												
			205	N Sam Houston St.	64 73	133	A Northwestern St.	62 66				
			317	H Southeastern La.	70 52	317	A Southeastern La.	68 78				
			90	A Central Ark.	51 56	145	H McNeese St.	85 81				
			145	A McNeese St.	62 96	331	H Incarnate Word	61 63				
			332	H New Orleans	70 55	331	A Incarnate Word	66 64				
			210	H SFA	67 89	332	A New Orleans	55 62				

Non-Div I Games: Southern-N.O. 98 65

Nicholls St.

■ Loss,
 ■ Non-Conf, S Site,
 ■ Home
 ■ Away
 N Neutral

Average RPI Win:	271	WON-LOST	WINNING	LAST 10	STRENGTH OF	OPP. STRENGTH	TEAM	ADJ.	CONF.	ADJ CONF.
Average RPI Loss:	239	RECORD	PCT. RANK	GAMES	SCHEDULE	OF SCHEDULE	RPI	RPI	RPI	RPI
DIV. I ONLY	3- 24	339	3- 7	336	332	347	347	32	32	
DIV. I NON-CONF.	0- 10	338	0- 0	261	291	346	346	30	30	
TOTALS	RPI 1-25	RPI 26-50	W-L RECORDS	RPI 51-100	RPI 101-150	RPI 150+				
3- 24	0- 1	0- 0	OVERALL	0- 0	0- 2	3- 21				
1- 10	0- 0	0- 0	HOME	0- 0	0- 0	1- 10				
2- 11	0- 1	0- 0	AWAY	0- 0	0- 2	2- 8				
0- 3	0- 0	0- 0	NEUTRAL	0- 0	0- 0	0- 3				
0- 10	0- 1	0- 0	NON-CONFERENCE	0- 0	0- 2	0- 7				
0- 3	0- 0	0- 0	HOME	0- 0	0- 0	0- 3				
0- 5	0- 1	0- 0	AWAY	0- 0	0- 2	0- 2				
0- 2	0- 0	0- 0	NEUTRAL	0- 0	0- 0	0- 2				
3- 14	0- 0	0- 0	CONFERENCE	0- 0	0- 0	3- 14				
1- 7	0- 0	0- 0	HOME	0- 0	0- 0	1- 7				
2- 6	0- 0	0- 0	AWAY	0- 0	0- 0	2- 6				
0- 1	0- 0	0- 0	NEUTRAL	0- 0	0- 0	0- 1				

RPI 1-25			RPI 26-50			RPI 51-100			RPI 101+ Team's RPI: 347		
RPI	S	Opponent	Score	RPI	S	RPI	S	Opponent	Score		
24	A	Mississippi St.	34 92					111	A	Virginia	50 86
								128	A	Marshall	67 81
								195	A	N.C. A&T	53 64
								203	A	Loyola Maryland	67 75
								207	A	Hampton	62 73
								207	H	Hampton	71 66
								209	H	Oakland	73 83
								213	H	USC Upstate	62 82
								219	A	William & Mary	47 67
								231	A	Coppin St.	44 69
								231	H	Coppin St.	47 56
								231	N	Coppin St.	54 78
								250	H	Bethune-Cookman	45 53
								257	A	Morgan St.	58 67
								257	H	Morgan St.	56 59
								274	H	UNCW	57 61
								280	A	UMES	74 63
								281	N	La Salle	59 67
								289	H	Florida A&M	67 83
								293	H	South Carolina St.	52 60
								296	H	Savannah St.	53 68
								324	A	Delaware St.	61 64
								327	A	Howard	110 108
								327	H	Howard	63 64
								335	N	St. Francis Brooklyn	55 59
								348	A	N.C. Central	62 63
LAST 12 Division I GAMES:											
		231	N	Coppin St.	54	78		280	A	UMES	74 63
		207	H	Hampton	71	66		327	A	Howard	110 108
		327	H	Howard	63	64		207	A	Hampton	62 73
		231	H	Coppin St.	47	56		296	H	Savannah St.	53 68
		324	A	Delaware St.	61	64		293	H	South Carolina St.	52 60
		257	H	Morgan St.	56	59		195	A	N.C. A&T	53 64

Non-Div I Games:

Norfolk St.

■ Loss,
■ Non-Conf,
■ S Site,
■ H Home
■ A Away
N Neutral

North Carolina

Through Games Of March 13, 2016

Average RPI Win:	175	WON-LOST	WINNING	LAST 10	STRENGTH OF	OPP. STRENGTH	TEAM	ADJ.	CONF.	ADJ CONF.
Average RPI Loss:	80	RECORD	PCT. RANK	GAMES	SCHEDULE	OF SCHEDULE	RPI	RPI	RPI	RPI
DIV. I ONLY	14- 18	207	2- 8	58	73	153	153	4	4	
DIV. I NON-CONF.	10- 5	99	0- 0	109	247	137	137	5	5	
TOTALS	RPI 1-25	RPI 26-50	W-L RECORDS	RPI 51-100	RPI 101-150	RPI 150+				
14- 18	1- 4	0- 5	OVERALL	1- 2	4- 5	8- 2				
11- 9	1- 2	0- 2	HOME	1- 1	2- 2	7- 2				
1- 8	0- 2	0- 3	AWAY	0- 1	1- 2	0- 0				
2- 1	0- 0	0- 0	NEUTRAL	0- 0	1- 1	1- 0				
10- 5	0- 0	0- 1	NON-CONFERENCE	1- 1	2- 1	7- 2				
8- 4	0- 0	0- 0	HOME	1- 1	1- 1	6- 2				
0- 1	0- 0	0- 1	AWAY	0- 0	0- 0	0- 0				
2- 0	0- 0	0- 0	NEUTRAL	0- 0	1- 0	1- 0				
4- 13	1- 4	0- 4	CONFERENCE	0- 1	2- 4	1- 0				
3- 5	1- 2	0- 2	HOME	0- 0	1- 1	1- 0				
1- 7	0- 2	0- 2	AWAY	0- 1	1- 2	0- 0				
0- 1	0- 0	0- 0	NEUTRAL	0- 0	0- 1	0- 0				

RPI S Opponent	Score	RPI S Opponent	Score	RPI S Opponent	Score	RPI S Opponent	Score	Team's RPI: 153
1 A Notre Dame	54 88	30 A Oklahoma St.	67 77	60 H Maine	59 58	103 H Iona	64 52	
12 H Syracuse	77 73	47 A Duke	55 71	70 A Georgia Tech	73 80	104 H Northwestern	72 85	
14 H Louisville	60 78	47 H Duke	57 93	85 H Oregon	77 79	111 A Virginia	68 72	
15 A Florida St.	63 94	49 A North Carolina St.	49 78			116 N Gonzaga	67 62	
25 H Miami (FL)	61 76	49 H North Carolina St.	66 80			122 A Boston College	86 78	
						124 H Virginia Tech	71 67	
						131 H Pittsburgh	60 76	
						131 N Pittsburgh	72 82	
						144 A Wake Forest	63 75	
						157 H Yale	70 63	
						179 H Pacific	63 66	
						188 N Southern Miss.	69 62	
						213 H USC Upstate	80 40	
						215 H Gardner-Webb	65 66	
						235 H New Hampshire	65 60	
						252 H Clemson	72 56	
						259 H Appalachian St.	68 59	
						289 H Florida A&M	94 58	
						313 H Fairleigh Dickinson	64 46	
LAST 12 Division I GAMES:								
131 N Pittsburgh	72 82	124 H Virginia Tech	71 67					
47 H Duke	57 93	122 A Boston College	86 78					
111 A Virginia	68 72	14 H Louisville	60 78					
49 H North Carolina St.	66 80	49 A North Carolina St.	49 78					
131 H Pittsburgh	60 76	47 A Duke	55 71					
15 A Florida St.	63 94	144 A Wake Forest	63 75					

Non-Div I Games:

North Carolina

Loss, Non-Conf, S Site, H Home A Away N Neutral

Average RPI Win:	147	WON-LOST	WINNING	LAST 10	STRENGTH OF	OPP. STRENGTH	TEAM	ADJ.	CONF.	ADJ CONF.
Average RPI Loss:	43	RECORD	PCT. RANK	GAMES	SCHEDULE	OF SCHEDULE	RPI	RPI	RPI	RPI
DIV. I ONLY	20- 11	83	5- 5	49	49	49	49	4	4	
DIV. I NON-CONF.	9- 4	95	0- 0	87	99	79	79	5	5	
TOTALS	RPI 1-25	RPI 26-50	W-L RECORDS	RPI 51-100	RPI 101-150	RPI 150+				
20- 11	0- 6	1- 2	OVERALL	3- 2	7- 1	9- 0				
11- 4	0- 3	0- 0	HOME	3- 1	3- 0	5- 0				
6- 5	0- 2	1- 1	AWAY	0- 1	3- 1	2- 0				
3- 2	0- 1	0- 1	NEUTRAL	0- 0	1- 0	2- 0				
9- 4	0- 0	0- 2	NON-CONFERENCE	2- 2	1- 0	6- 0				
6- 1	0- 0	0- 0	HOME	2- 1	0- 0	4- 0				
1- 2	0- 0	0- 1	AWAY	0- 1	1- 0	0- 0				
2- 1	0- 0	0- 1	NEUTRAL	0- 0	0- 0	2- 0				
11- 7	0- 6	1- 0	CONFERENCE	1- 0	6- 1	3- 0				
5- 3	0- 3	0- 0	HOME	1- 0	3- 0	1- 0				
5- 3	0- 2	1- 0	AWAY	0- 0	2- 1	2- 0				
1- 1	0- 1	0- 0	NEUTRAL	0- 0	1- 0	0- 0				

RPI 1-25				RPI 26-50				Team's RPI: 49				RPI 51-100				RPI 101+			
RPI	S	Opponent	Score	RPI	S	Opponent	Score	RPI	S	Opponent	Score	RPI	S	Opponent	Score	RPI	S	Opponent	Score
1	A	Notre Dame	46 82	26	A	Florida	72 79	55	H	Villanova	70 64	111	H	Virginia	63 52				
12	H	Syracuse	52 55	39	N	Seton Hall	55 58	70	H	Georgia Tech	65 57	121	A	Liberty	61 53				
12	N	Syracuse	61 80	47	A	Duke	65 62	89	H	Charlotte	72 65	122	H	Boston College	74 63				
14	H	Louisville	90 92					92	H	Elon	66 69	122	N	Boston College	76 60				
15	H	Florida St.	52 56					95	A	Nebraska	67 88	124	A	Virginia Tech	72 61				
25	A	Miami (FL)	44 73									131	A	Pittsburgh	78 76				
												144	A	Wake Forest	58 63				
												144	H	Wake Forest	64 47				
												153	A	North Carolina	80 66				
												153	H	North Carolina	78 49				
												155	N	UAB	67 56				
												176	H	Radford	67 52				
												178	N	Eastern Ky.	73 62				
												189	H	Davidson	58 42				
												251	H	High Point	89 48				
												252	A	Clemson	71 57				
												300	H	Western Caro.	86 55				
LAST 12 Division I GAMES:																			
				12	N	Syracuse	61 80					122	H	Boston College	74 63				
				122	N	Boston College	76 60					144	A	Wake Forest	58 63				
				252	A	Clemson	71 57					1	A	Notre Dame	46 82				
				15	H	Florida St.	52 56					153	H	North Carolina	78 49				
				153	A	North Carolina	80 66					111	H	Virginia	63 52				
				12	H	Syracuse	52 55					124	A	Virginia Tech	72 61				

Non-Div I Games:

North Carolina St.

■ Loss,
 ■ Non-Conf, S Site,
 ■ Home
 ■ Away
 N Neutral

Average RPI Win:	210	WON-LOST	WINNING	LAST 10	STRENGTH OF	OPP. STRENGTH	TEAM	ADJ.	CONF.	ADJ CONF.
Average RPI Loss:	116	RECORD	PCT. RANK	GAMES	SCHEDULE	OF SCHEDULE	RPI	RPI	RPI	RPI
DIV. I ONLY	18- 13	127	8- 2	64	274	94	94	19	19	
DIV. I NON-CONF.	4- 7	222	0- 0	33	204	169	169	23	23	
TOTALS	RPI 1-25	RPI 26-50	W-L RECORDS	RPI 51-100	RPI 101-150	RPI 150+				
18- 13	0- 0	0- 0	OVERALL	1- 5	0- 4	17- 4				
11- 3	0- 0	0- 0	HOME	1- 1	0- 1	10- 1				
6- 8	0- 0	0- 0	AWAY	0- 0	0- 0	6- 0				
1- 2	0- 0	0- 0	NEUTRAL	0- 0	0- 1	1- 1				
4- 7	0- 0	0- 0	NON-CONFERENCE	1- 5	0- 2	3- 0				
4- 1	0- 0	0- 0	HOME	1- 1	0- 0	3- 0				
0- 5	0- 0	0- 0	AWAY	0- 4	0- 1	0- 0				
0- 1	0- 0	0- 0	NEUTRAL	0- 0	0- 1	0- 0				
14- 6	0- 0	0- 0	CONFERENCE	0- 0	0- 2	14- 4				
7- 2	0- 0	0- 0	HOME	0- 0	0- 1	7- 1				
6- 3	0- 0	0- 0	AWAY	0- 0	0- 1	6- 2				
1- 1	0- 0	0- 0	NEUTRAL	0- 0	0- 0	1- 1				

[illegible]

Non-Div I Games:

North Dakota

■ Loss, ■ Non-Conf, S Site, H Home A Away N Neutral

Average RPI Win: 303		WON-LOST	WINNING	LAST 10	STRENGTH OF	OPP. STRENGTH	TEAM	ADJ.	CONF.	ADJ CONF.
Average RPI Loss: 173		RECORD	PCT. RANK	GAMES	SCHEDULE	OF SCHEDULE	RPI	RPI	RPI	RPI
DIV. I ONLY		5- 22	316	2- 8	256	254	323	323	18	18
DIV. I NON-CONF.		3- 8	258	0- 0	268	333	297	297	18	18
TOTALS	RPI 1-25		RPI 26-50		W-L RECORDS		RPI 51-100		RPI 101-150	RPI 150+
5- 22	0- 0		0- 2		OVERALL		0- 5		0- 4	5- 11
3- 9	0- 0		0- 1		HOME		0- 3		0- 2	3- 3
1- 11	0- 0		0- 1		AWAY		0- 2		0- 2	1- 6
1- 2	0- 0		0- 0		NEUTRAL		0- 0		0- 0	1- 2
3- 8	0- 0		0- 0		NON-CONFERENCE		0- 3		0- 0	3- 5
1- 3	0- 0		0- 0		HOME		0- 2		0- 0	1- 1
1- 3	0- 0		0- 0		AWAY		0- 1		0- 0	1- 2
1- 2	0- 0		0- 0		NEUTRAL		0- 0		0- 0	1- 2
2- 14	0- 0		0- 2		CONFERENCE		0- 2		0- 4	2- 6
2- 6	0- 0		0- 1		HOME		0- 1		0- 2	2- 2
0- 8	0- 0		0- 1		AWAY		0- 1		0- 2	0- 4
0- 0	0- 0		0- 0		NEUTRAL		0- 0		0- 0	0- 0

RPI 1-25				RPI 26-50				RPI 51-100				RPI 101+				Team's RPI: 323	
RPI	S	Opponent	Score	RPI	S	Opponent	Score	RPI	S	Opponent	Score	RPI	S	Opponent	Score		
				50	A	South Dakota St.	47 81	60	H	Maine	51 82	132	A	IUPUI	44 67		
				50	H	South Dakota St.	63 81	62	A	South Dakota	54 80	132	H	IUPUI	63 64		
								62	H	South Dakota	94 96	143	A	Oral Roberts	58 59		
								93	H	New Mexico St.	69 79	143	H	Oral Roberts	42 52		
								94	A	North Dakota	54 71	152	N	Delaware	50 62		
												195	N	N.C. A&T	64 72		
												232	H	Grand Canyon	67 76		
												238	A	San Diego St.	54 64		
												241	A	Omaha	52 77		
												241	H	Omaha	74 67		
												242	A	Western Ill.	89 100		
												242	H	Western Ill.	82 94		
												278	N	Prairie View	79 58		
												303	A	Denver	53 64		
												303	H	Denver	45 55		
												315	A	IPFW	69 85		
												315	H	IPFW	94 85		
												318	A	Kent St.	54 75		
												339	H	Cal St. Fullerton	79 64		
												342	A	NJIT	64 59		
LAST 12 Division I GAMES:																	
				315	A	IPFW	69 85	143	A	Oral Roberts	58 59						
				242	A	Western Ill.	89 100	62	A	South Dakota	54 80						
				303	H	Denver	45 55	315	H	IPFW	94 85						
				241	H	Omaha	74 67	242	H	Western Ill.	82 94						
				132	H	IUPUI	63 64	132	A	IUPUI	44 67						
				50	A	South Dakota St.	47 81	62	H	South Dakota	94 96						

Non-Div I Games:	Valley City St.	85	77	St. Mary (NE)	88	68
------------------	-----------------	----	----	---------------	----	----

North Dakota St.

Loss, Non-Conf, S Site, H Home A Away N Neutral

North Florida

Through Games Of March 13, 2016

Average RPI Win: 322	WON-LOST	WINNING	LAST 10	STRENGTH OF	OPP. STRENGTH	TEAM	ADJ.	CONF.	ADJ CONF.
Average RPI Loss: 188	RECORD	PCT. RANK	GAMES	SCHEDULE	OF SCHEDULE	RPI	RPI	RPI	RPI
DIV. I ONLY	5- 22	316	1- 9	263	313	326	326	29	29
DIV. I NON-CONF.	2- 10	304	0- 0	238	296	312	312	28	28
TOTALS	RPI 1-25	RPI 26-50	W-L RECORDS	RPI 51-100	RPI 101-150	RPI 150+			
5- 22	0- 1	0- 0	OVERALL	0- 4	0- 3	5- 14			
3- 10	0- 0	0- 0	HOME	0- 2	0- 1	3- 7			
2- 12	0- 1	0- 0	AWAY	0- 2	0- 2	2- 7			
0- 0	0- 0	0- 0	NEUTRAL	0- 0	0- 0	0- 0			
2- 10	0- 1	0- 0	NON-CONFERENCE	0- 2	0- 1	2- 6			
1- 5	0- 0	0- 0	HOME	0- 1	0- 0	1- 4			
1- 5	0- 1	0- 0	AWAY	0- 1	0- 1	1- 2			
0- 0	0- 0	0- 0	NEUTRAL	0- 0	0- 0	0- 0			
3- 12	0- 0	0- 0	CONFERENCE	0- 2	0- 2	3- 8			
2- 5	0- 0	0- 0	HOME	0- 1	0- 1	2- 3			
1- 7	0- 0	0- 0	AWAY	0- 1	0- 1	1- 5			
0- 0	0- 0	0- 0	NEUTRAL	0- 0	0- 0	0- 0			

RPI 1-25				RPI 26-50				RPI 51-100				RPI 101+ Team's RPI: 326			
RPI	S	Opponent	Score	RPI	S	Opponent	Score	RPI	S	Opponent	Score	RPI	S	Opponent	Score
15	A	Florida St.	28 80					66	H	Purdue	47 70	114	A	Mercer	54 68
								71	A	FGCU	50 75	134	A	Jacksonville	51 65
								71	H	FGCU	38 65	134	H	Jacksonville	39 73
								95	A	Nebraska	46 91	160	A	Alabama	47 69
												190	A	Stetson	61 81
												190	H	Stetson	56 67
												213	A	USC Upstate	54 69
												213	A	USC Upstate	50 76
												213	H	USC Upstate	61 75
												250	H	Bethune-Cookman	49 53
												253	H	Campbell	55 66
												271	A	Georgia St.	63 76
												274	H	UNCW	47 63
												286	H	Towson	74 72
												290	A	Kennesaw St.	54 76
												290	H	Kennesaw St.	55 70
												293	H	South Carolina St.	48 53
												305	A	UMKC	62 55
												334	A	Lipscomb	71 78
												334	H	Lipscomb	78 70
												342	A	NJIT	68 51
												342	H	NJIT	72 49
LAST 12 Division I GAMES:															
213	A	USC Upstate	50 76	190	H	Stetson	56 67								
134	A	Jacksonville	51 65	71	A	FGCU	50 75								
342	H	NJIT	72 49	190	A	Stetson	61 81								
213	H	USC Upstate	61 75	71	H	FGCU	38 65								
290	A	Kennesaw St.	54 76	213	A	USC Upstate	54 69								
334	A	Lipscomb	71 78	342	A	NJIT	68 51								

Non-Div I Games: Warner 60 51 Webber Int'l 60 72 Trinity Baptist 97 30

North Florida

North Texas

Through Games Of March 13, 2016

Average RPI Win:	200	WON-LOST	WINNING	LAST 10	STRENGTH OF	OPP. STRENGTH	TEAM	ADJ.	CONF.	ADJ CONF.
Average RPI Loss:	141	RECORD	PCT. RANK	GAMES	SCHEDULE	OF SCHEDULE	RPI	RPI	RPI	RPI
DIV. I ONLY	11- 19	248	3- 7	206	111	240	240	13	13	
DIV. I NON-CONF.	5- 5	160	0- 0	230	138	186	186	11	11	
TOTALS	RPI 1-25	RPI 26-50	W-L RECORDS	RPI 51-100	RPI 101-150	RPI 150+				
11- 19	0- 0	1- 2	OVERALL	0- 4	2- 5	8- 8				
5- 9	0- 0	0- 1	HOME	0- 3	1- 2	4- 3				
5- 9	0- 0	1- 1	AWAY	0- 1	1- 2	3- 5				
1- 1	0- 0	0- 0	NEUTRAL	0- 0	0- 1	1- 0				
5- 5	0- 0	1- 0	NON-CONFERENCE	0- 1	1- 2	3- 2				
2- 3	0- 0	0- 0	HOME	0- 1	1- 1	1- 1				
3- 2	0- 0	1- 0	AWAY	0- 0	0- 1	2- 1				
0- 0	0- 0	0- 0	NEUTRAL	0- 0	0- 0	0- 0				
6- 14	0- 0	0- 2	CONFERENCE	0- 3	1- 3	5- 6				
3- 6	0- 0	0- 1	HOME	0- 2	0- 1	3- 2				
2- 7	0- 0	0- 1	AWAY	0- 1	1- 1	1- 4				
1- 1	0- 0	0- 0	NEUTRAL	0- 0	0- 1	1- 0				

RPI S	Opponent	Score	RPI S	Opponent	Score	RPI S	Opponent	Score	RPI S	Opponent	Score	Team's RPI: 240
32	A Oklahoma	61 57	37	H UTEP	67 75	59	H Middle Tenn.	52 76	103	A Iona	51 62	
38	A Western Ky.	53 65				72	H San Francisco	61 69	127	H Arizona	44 51	
						89	A Charlotte	69 72	128	A Marshall	71 63	
						89	H Charlotte	70 82	129	A Old Dominion	55 62	
									129	H Old Dominion	48 65	
									129	N Old Dominion	55 62	
									132	H IUPUI	68 67	
									155	H UAB	53 51	
									181	A Fla. Atlantic	61 71	
									181	N Fla. Atlantic	79 74	
									188	A Southern Miss.	38 57	
									188	H Southern Miss.	57 55	
									192	H Weber St.	38 45	
									196	H SMU	60 57	
									208	A Louisiana Tech	71 77	
									208	H Louisiana Tech	67 78	
									225	A Rice	97 100	
									225	H Rice	73 79	
									246	A Texas St.	62 64	
									268	H UTSA	68 58	
									281	A La Salle	69 63	
									304	A FIU	58 40	
									331	A Incarnate Word	62 55	
LAST 12 Division I GAMES:												
129	N Old Dominion	55 62	181	A Fla. Atlantic	61 71							
181	N Fla. Atlantic	79 74	304	A FIU	58 40							
89	A Charlotte	69 72	89	H Charlotte	70 82							
129	A Old Dominion	55 62	129	H Old Dominion	48 65							
188	H Southern Miss.	57 55	208	A Louisiana Tech	71 77							
208	H Louisiana Tech	67 78	188	A Southern Miss.	38 57							

Non-Div I Games:

North Texas

■ Loss,
 ■ Non-Conf,
 ■ S Site,
 ■ Home
 ■ A Away
 N Neutral

Average RPI Win: 204		WON-LOST	WINNING	LAST 10	STRENGTH OF	OPP. STRENGTH	TEAM	ADJ.	CONF.	ADJ CONF.
Average RPI Loss: 108		RECORD	PCT. RANK	GAMES	SCHEDULE	OF SCHEDULE	RPI	RPI	RPI	RPI
DIV. I ONLY		15- 16	175	7- 3	104	140	151	151	12	12
DIV. I NON-CONF.		5- 6	180	0- 0	119	192	175	175	10	10
TOTALS		RPI 1-25	RPI 26-50		W-L RECORDS		RPI 51-100	RPI 101-150		RPI 150+
15- 16	0- 1	0- 3		OVERALL		4- 6	0- 2		11- 4	
6- 9	0- 1	0- 1		HOME		1- 4	0- 1		5- 2	
8- 4	0- 0	0- 1		AWAY		2- 1	0- 0		6- 2	
1- 3	0- 0	0- 1		NEUTRAL		1- 1	0- 1		0- 0	
5- 6	0- 1	0- 1		NON-CONFERENCE		1- 1	0- 2		4- 1	
2- 4	0- 1	0- 0		HOME		1- 1	0- 1		1- 1	
3- 0	0- 0	0- 0		AWAY		0- 0	0- 0		3- 0	
0- 2	0- 0	0- 1		NEUTRAL		0- 0	0- 1		0- 0	
10- 10	0- 0	0- 2		CONFERENCE		3- 5	0- 0		7- 3	
4- 5	0- 0	0- 1		HOME		0- 3	0- 0		4- 1	
5- 4	0- 0	0- 1		AWAY		2- 1	0- 0		3- 2	
1- 1	0- 0	0- 0		NEUTRAL		1- 1	0- 0		0- 0	

RPI 1-25			
RPI	S	Opponent	Score
17	H	Michigan St.	51 77
RPI 26-50			
RPI	S	Opponent	Score
31	A	James Madison	62 85
31	H	James Madison	52 61
45	N	Missouri	56 69
RPI 51-100			
RPI	S	Opponent	Score
60	H	Maine	56 44
75	A	Hofstra	50 75
75	H	Hofstra	64 71
75	N	Hofstra	65 54
80	A	Drexel	73 65
80	H	Drexel	49 53
80	N	Drexel	45 58
87	H	Quinnipiac	60 71
92	A	Elon	67 61
92	H	Elon	54 56
RPI 101+ Team's RPI: 151			
RPI	S	Opponent	Score
107	N	Fresno St.	55 69
122	H	Boston College	45 71
152	A	Delaware	52 59
152	H	Delaware	57 54
219	A	William & Mary	62 69
219	H	William & Mary	69 68
226	A	Col. of Charleston	52 49
226	H	Col. of Charleston	78 66
227	H	Canisius	57 68
230	A	Siena	70 67
235	A	New Hampshire	66 54
274	A	UNCW	72 66
274	H	UNCW	69 52
280	H	UMES	60 49
286	A	Towson	81 63
286	H	Towson	71 72
344	A	Boston U.	77 44
LAST 12 Division I GAMES:			
80	N	Drexel	45 58
75	N	Hofstra	65 54
75	H	Hofstra	64 71
286	A	Towson	81 63
226	H	Col. of Charleston	78 66
274	H	UNCW	69 52
152	H	Delaware	57 54
92	A	Elon	67 61
274	A	UNCW	72 66
31	H	James Madison	52 61
226	A	Col. of Charleston	52 49
219	A	William & Mary	62 69

Non-Div I Games:

Northeastern

Loss, Non-Conf, S Site, H Home A Away N Neutral

Average RPI Win:	280	WON-LOST	WINNING	LAST 10	STRENGTH OF	OPP. STRENGTH	TEAM	ADJ.	CONF.	ADJ CONF.
Average RPI Loss:	162	RECORD	PCT. RANK	GAMES	SCHEDULE	OF SCHEDULE	RPI	RPI	RPI	RPI
DIV. I ONLY	4- 24	327	0- 10	135	278	309	309	19	19	
DIV. I NON-CONF.	2- 7	280	0- 0	124	202	236	236	23	23	
TOTALS	RPI 1-25	RPI 26-50	W-L RECORDS	RPI 51-100	RPI 101-150	RPI 150+				
4- 24	0- 0	0- 1	OVERALL	0- 3	0- 5	4- 15				
3- 8	0- 0	0- 0	HOME	0- 0	0- 2	3- 6				
1- 14	0- 0	0- 1	AWAY	0- 3	0- 2	1- 8				
0- 2	0- 0	0- 0	NEUTRAL	0- 0	0- 1	0- 1				
2- 7	0- 0	0- 1	NON-CONFERENCE	0- 2	0- 3	2- 1				
1- 1	0- 0	0- 0	HOME	0- 0	0- 1	1- 0				
1- 5	0- 0	0- 1	AWAY	0- 2	0- 1	1- 1				
0- 1	0- 0	0- 0	NEUTRAL	0- 0	0- 1	0- 0				
2- 17	0- 0	0- 0	CONFERENCE	0- 1	0- 2	2- 14				
2- 7	0- 0	0- 0	HOME	0- 0	0- 1	2- 6				
0- 9	0- 0	0- 0	AWAY	0- 1	0- 1	0- 7				
0- 1	0- 0	0- 0	NEUTRAL	0- 0	0- 0	0- 1				

RPI 1-25				RPI 26-50				RPI 51-100				RPI 101+				Team's RPI: 309
RPI	S	Opponent	Score	RPI	S	Opponent	Score	RPI	S	Opponent	Score	RPI	S	Opponent	Score	
				37	A	UTEP	66 77	93	A	New Mexico St.	53 87	105	H	Hawaii	52 61	
								94	A	North Dakota	56 63	123	A	Idaho	59 76	
								95	A	Nebraska	67 90	123	H	Idaho	51 72	
												135	N	Long Beach St.	48 69	
												136	A	Iowa St.	63 79	
												162	A	Montana St.	77 86	
												162	H	Montana St.	72 83	
												167	A	Idaho St.	61 71	
												167	H	Idaho St.	63 62	
												171	A	Eastern Wash.	65 72	
												171	H	Eastern Wash.	71 81	
												172	H	Sacramento St.	79 111	
												173	A	Montana	58 81	
												173	H	Montana	57 61	
												173	N	Montana	63 78	
												185	A	Northern Colo.	55 79	
												192	A	Weber St.	88 95	
												192	H	Weber St.	56 76	
												202	A	Colorado	66 90	
												282	H	Lamar	75 63	
												320	H	Portland St.	80 88	
												333	A	Southern Utah	68 73	
												333	H	Southern Utah	57 48	
												336	A	UC Irvine	71 55	
LAST 12 Division I GAMES:																
				173	N	Montana	63 78	173	H	Montana	57 61					
				172	H	Sacramento St.	79 111	162	H	Montana St.	72 83					
				320	H	Portland St.	80 88	123	A	Idaho	59 76					
				333	A	Southern Utah	68 73	171	A	Eastern Wash.	65 72					
				192	A	Weber St.	88 95	167	H	Idaho St.	63 62					
				167	A	Idaho St.	61 71	192	H	Weber St.	56 76					

Non-Div I Games: N.M. Highlands 91 43 Dixie St. 68 66

Northern Ariz.

Loss, Non-Conf, S Site, H Home A Away N Neutral

Northern Colo.

Through Games Of March 13, 2016

Average RPI Win: 223	WON-LOST	WINNING	LAST 10	STRENGTH OF	OPP. STRENGTH	TEAM	ADJ.	CONF.	ADJ CONF.
Average RPI Loss: 142	RECORD	PCT. RANK	GAMES	SCHEDULE	OF SCHEDULE	RPI	RPI	RPI	RPI
DIV. I ONLY	12- 16	216	4- 6	107	246	185	185	19	19
DIV. I NON-CONF.	4- 5	193	0- 0	138	137	161	161	23	23
TOTALS	RPI 1-25	RPI 26-50	W-L RECORDS	RPI 51-100	RPI 101-150	RPI 150+			
12- 16	0- 0	0- 2	OVERALL	0- 3	2- 1	10- 10			
7- 5	0- 0	0- 1	HOME	0- 2	1- 0	6- 2			
3- 10	0- 0	0- 1	AWAY	0- 1	0- 1	3- 7			
2- 1	0- 0	0- 0	NEUTRAL	0- 0	1- 0	1- 1			
4- 5	0- 0	0- 2	NON-CONFERENCE	0- 1	1- 0	3- 2			
1- 2	0- 0	0- 1	HOME	0- 1	0- 0	1- 0			
1- 3	0- 0	0- 1	AWAY	0- 0	0- 0	1- 2			
2- 0	0- 0	0- 0	NEUTRAL	0- 0	1- 0	1- 0			
8- 11	0- 0	0- 0	CONFERENCE	0- 2	1- 1	7- 8			
6- 3	0- 0	0- 0	HOME	0- 1	1- 0	5- 2			
2- 7	0- 0	0- 0	AWAY	0- 1	0- 1	2- 5			
0- 1	0- 0	0- 0	NEUTRAL	0- 0	0- 0	0- 1			



































































RPI S	Opponent	Score	RPI S	Opponent	Score	RPI S	Opponent	Score	RPI S	Opponent	Score	Team's RPI: 185
41	H Colorado St.	46 62	53	H St. Mary's (CA)	52 65	123	A Idaho	56 66				
50	A South Dakota St.	62 66	94	A North Dakota	51 54	123	H Idaho	70 68				
			94	H North Dakota	58 59	126	N Akron	78 65				
						162	A Montana St.	58 66				
						162	H Montana St.	80 73				
						167	A Idaho St.	61 59				
						167	H Idaho St.	48 47				
						167	N Idaho St.	45 54				
						171	A Eastern Wash.	55 59				
						171	H Eastern Wash.	57 66				
						172	A Sacramento St.	72 83				
						173	A Montana	46 58				
						173	H Montana	66 72				
						192	A Weber St.	79 82				
						192	H Weber St.	65 63				
						202	A Colorado	41 63				
						232	A Grand Canyon	59 69				
						234	H Utah St.	74 60				
						239	N Valparaiso	77 63				
						303	A Denver	60 51				
						309	H Northern Ariz.	79 55				
						320	A Portland St.	70 59				
						333	H Southern Utah	64 44				
LAST 12 Division I GAMES:												
167	N Idaho St.	45 54	171	H Eastern Wash.	57 66							
173	H Montana	66 72	123	H Idaho	70 68							
162	H Montana St.	80 73	167	A Idaho St.	61 59							
320	A Portland St.	70 59	192	A Weber St.	79 82							
172	A Sacramento St.	72 83	94	A North Dakota	51 54							
94	H North Dakota	58 59	309	H Northern Ariz.	79 55							

Non-Div I Games: Western St. 101 48

Northern Colo.



■ Loss,
 ■ Non-Conf, S Site,
 ■ Home
 ■ Away
 N Neutral

Average RPI Win:	242	WON-LOST	WINNING	LAST 10	STRENGTH OF	OPP. STRENGTH	TEAM	ADJ.	CONF.	ADJ CONF.
Average RPI Loss:	139	RECORD	PCT. RANK	GAMES	SCHEDULE	OF SCHEDULE	RPI	RPI	RPI	RPI
DIV. I ONLY	10- 19	258	2- 8	244	152	263	263	11	11	
DIV. I NON-CONF.	6- 4	125	0- 0	348	295	253	253	13	13	
TOTALS	RPI 1-25	RPI 26-50	W-L RECORDS	RPI 51-100	RPI 101-150	RPI 150+				
10- 19	0- 0	0- 0	OVERALL	0- 8	4- 6	6- 5				
5- 7	0- 0	0- 0	HOME	0- 4	2- 2	3- 1				
3- 11	0- 0	0- 0	AWAY	0- 4	2- 4	1- 3				
2- 1	0- 0	0- 0	NEUTRAL	0- 0	0- 0	2- 1				
6- 4	0- 0	0- 0	NON-CONFERENCE	0- 0	1- 2	5- 2				
3- 0	0- 0	0- 0	HOME	0- 0	1- 0	2- 0				
1- 3	0- 0	0- 0	AWAY	0- 0	0- 2	1- 1				
2- 1	0- 0	0- 0	NEUTRAL	0- 0	0- 0	2- 1				
4- 15	0- 0	0- 0	CONFERENCE	0- 8	3- 4	1- 3				
2- 7	0- 0	0- 0	HOME	0- 4	1- 2	1- 1				
2- 8	0- 0	0- 0	AWAY	0- 4	2- 2	0- 2				
0- 0	0- 0	0- 0	NEUTRAL	0- 0	0- 0	0- 0				

RPI 1-25			RPI 26-50			RPI 51-100			RPI 101+			Team's RPI: 263
RPI	S	Opponent	Score	RPI	S	Opponent	Score	RPI	S	Opponent	Score	
						51  Ohio	70  95	106  Buffalo			76 74	
						51  Ohio	47  72	110  Drake			87 73	
						64  Ball St.	68  76	117  Toledo			59  66	
						64  Ball St.	57  73	117  Toledo			83  89	
						67  Central Mich.	63  95	126  Akron			65 58	
						67  Central Mich.	67  73	139  Milwaukee			58  73	
						86  Eastern Mich.	60  84	149  SIUE			67  93	
						86  Eastern Mich.	80  87	150  Western Mich.			52  94	
								150  Western Mich.			80 70	
								150  Western Mich.			60  64	
								198  Wisconsin			62  89	
								222 N Kansas			58  66	
								255  Bowling Green			43  58	
								283  Miami (OH)			60  66	
								283  Miami (OH)			92 73	
								299  Bradley			68 64	
								318  Kent St.			85  95	
								321 N Illinois St.			68 59	
								339 N Cal St. Fullerton			72 49	
								340  Eastern Ill.			79 63	
								345  Chicago St.			68 50	
LAST 12 Division I GAMES:												
150  Western Mich.			52  94	64  Ball St.			57  73					
150  Western Mich.			60  64	67  Central Mich.			67  73					
64  Ball St.			68  76	283  Miami (OH)			92 73					
117  Toledo			83  89	51  Ohio			70  95					
150  Western Mich.			80 70	106  Buffalo			76 74					
86  Eastern Mich.			60  84	318  Kent St.			85  95					

Non-Div I Games: Wis. Lutheran 69 42

Northern Ill.

 Loss,
  Non-Conf, S Site,
  Home
  Away
 N Neutral

Average RPI Win: 219	WON-LOST	WINNING	LAST 10	STRENGTH OF	OPP. STRENGTH	TEAM	ADJ.	CONF.	ADJ CONF.
Average RPI Loss: 122	RECORD	PCT. RANK	GAMES	SCHEDULE	OF SCHEDULE	RPI	RPI	RPI	RPI
DIV. I ONLY	17- 13	137	5- 5	171	134	146	146	14	14
DIV. I NON-CONF.	6- 3	99	0- 0	266	134	163	163	16	16
TOTALS	RPI 1-25	RPI 26-50	W-L RECORDS	RPI 51-100	RPI 101-150	RPI 150+			
17- 13	0- 4	0- 0	OVERALL	1- 2	2- 3	14- 4			
8- 7	0- 2	0- 0	HOME	1- 1	1- 2	6- 2			
7- 6	0- 2	0- 0	AWAY	0- 1	1- 1	6- 2			
2- 0	0- 0	0- 0	NEUTRAL	0- 0	0- 0	2- 0			
6- 3	0- 1	0- 0	NON-CONFERENCE	1- 0	0- 1	5- 1			
4- 2	0- 1	0- 0	HOME	1- 0	0- 1	3- 0			
2- 1	0- 0	0- 0	AWAY	0- 0	0- 0	2- 1			
0- 0	0- 0	0- 0	NEUTRAL	0- 0	0- 0	0- 0			
11- 10	0- 3	0- 0	CONFERENCE	0- 2	2- 2	9- 3			
4- 5	0- 1	0- 0	HOME	0- 1	1- 1	3- 2			
5- 5	0- 2	0- 0	AWAY	0- 1	1- 1	4- 1			
2- 0	0- 0	0- 0	NEUTRAL	0- 0	0- 0	2- 0			

RPI 1-25				RPI 26-50				RPI 51-100				RPI 101+ Team's RPI: 146			
RPI	S	Opponent	Score	RPI	S	Opponent	Score	RPI	S	Opponent	Score	RPI	S	Opponent	Score
13	H	Kentucky	65 84					99	H	Marquette	83 78	126	H	Akron	75 77
20	A	Green Bay	78 80					100	A	Wright St.	61 66	130	A	Youngstown St.	88 77
20	A	Green Bay	40 52					100	H	Wright St.	65 76	130	H	Youngstown St.	70 59
20	H	Green Bay	73 81									139	A	Milwaukee	71 78
												139	H	Milwaukee	60 86
												159	A	Detroit	65 66
												159	H	Detroit	81 60
												174	A	Robert Morris	72 70
												209	A	Oakland	75 71
												209	H	Oakland	80 64
												229	H	Indiana St.	73 67
												239	A	Valparaiso	68 50
												239	H	Valparaiso	60 61
												239	N	Valparaiso	76 53
												243	A	Cincinnati	68 71
												249	A	Ill.-Chicago	72 61
												249	H	Ill.-Chicago	55 53
												264	A	Cleveland St.	83 51
												264	H	Cleveland St.	62 64
												264	N	Cleveland St.	71 59
												279	H	Tennessee Tech	88 62
												283	A	Miami (OH)	71 57
												315	H	IPFW	77 64
LAST 12 Division I GAMES:															
20	A	Green Bay	78 80	139	A	Milwaukee	71 78								
239	N	Valparaiso	76 53	209	H	Oakland	80 64								
264	N	Cleveland St.	71 59	159	H	Detroit	81 60								
264	H	Cleveland St.	62 64	100	H	Wright St.	65 76								
130	H	Youngstown St.	70 59	239	A	Valparaiso	68 50								
20	A	Green Bay	40 52	249	A	Ill.-Chicago	72 61								

Non-Div I Games: West Virginia St. 92 47 Ind.-Kokomo 104 33

Northern Ky.

Loss, Non-Conf, S Site, H Home A Away N Neutral

Northwestern

Through Games Of March 13, 2016

Average RPI Win:	164	WON-LOST	WINNING	LAST 10	STRENGTH OF	OPP. STRENGTH	TEAM	ADJ.	CONF.	ADJ CONF.
Average RPI Loss:	57	RECORD	PCT. RANK	GAMES	SCHEDULE	OF SCHEDULE	RPI	RPI	RPI	RPI
DIV. I ONLY	18- 16	157	4- 6	60	59	104	104	5	5	
DIV. I NON-CONF.	11- 1	16	0- 0	207	226	58	58	4	4	
TOTALS	RPI 1-25	RPI 26-50	W-L RECORDS	RPI 51-100	RPI 101-150	RPI 150+				
18- 16	1- 5	1- 2	OVERALL	2- 7	4- 2	10- 0				
8- 8	1- 1	0- 2	HOME	1- 4	2- 1	4- 0				
4- 7	0- 0	0- 0	AWAY	0- 0	0- 1	4- 0				
6- 1	0- 1	1- 0	NEUTRAL	1- 0	2- 0	2- 0				
11- 1	0- 0	0- 1	NON-CONFERENCE	0- 0	4- 0	7- 0				
6- 1	0- 0	0- 1	HOME	0- 0	2- 0	4- 0				
2- 0	0- 0	0- 0	AWAY	0- 0	0- 0	2- 0				
3- 0	0- 0	0- 0	NEUTRAL	0- 0	2- 0	1- 0				
7- 15	1- 5	1- 1	CONFERENCE	2- 7	0- 2	3- 0				
2- 7	1- 1	0- 1	HOME	1- 4	0- 1	0- 0				
2- 7	0- 3	0- 0	AWAY	0- 3	0- 1	2- 0				
3- 1	0- 1	1- 0	NEUTRAL	1- 0	0- 0	1- 0				

RPI S Opponent	Score	RPI S Opponent	Score	RPI S Opponent	Score	RPI S Opponent	Score	Team's RPI: 104
6 A Ohio St.	73 76	29 H DePaul	64 77	52 A Rutgers	59 61	115 N Creighton	75 52	
6 H Ohio St.	86 82	46 H Indiana	84 91	58 H Iowa	64 79	138 A Penn St.	72 79	
8 A Maryland	62 80	46 N Indiana	79 73	66 H Purdue	71 85	138 H Penn St.	54 73	
8 H Maryland	70 79			78 H Michigan	65 70	139 H Milwaukee	69 44	
8 N Maryland	62 83			81 A Minnesota	92 95	148 N East Carolina	78 75	
17 A Michigan St.	51 74			81 H Minnesota	106 112	150 H Western Mich.	86 62	
				81 N Minnesota	84 74	153 A North Carolina	85 72	
				95 A Nebraska	67 76	167 H Idaho St.	72 36	
				95 H Nebraska	85 62	171 N Eastern Wash.	74 70	
						177 A Loyola Chicago	81 72	
						184 A Illinois	69 59	
						198 A Wisconsin	71 53	
						198 N Wisconsin	76 72	
						297 H Alcorn	91 47	
						305 H UMKC	80 38	
						327 H Howard	89 49	
LAST 12 Division I GAMES:								
8 N Maryland	62 83	198 A Wisconsin	71 53					
46 N Indiana	79 73	138 H Penn St.	54 73					
81 N Minnesota	84 74	8 H Maryland	70 79					
198 N Wisconsin	76 72	52 A Rutgers	59 61					
95 A Nebraska	67 76	81 H Minnesota	106 112					
78 H Michigan	65 70	184 A Illinois	69 59					

Non-Div I Games:

Northwestern

■ Loss,
 ■ Non-Conf, S Site,
 ■ Home
 ■ Away
 N Neutral

Average RPI Win:	262	WON-LOST	WINNING	LAST 10	STRENGTH OF	OPP. STRENGTH	TEAM	ADJ.	CONF.	ADJ CONF.
Average RPI Loss:	134	RECORD	PCT. RANK	GAMES	SCHEDULE	OF SCHEDULE	RPI	RPI	RPI	RPI
DIV. I ONLY	15- 11	134	8- 2	141	305	133	133	27	27	
DIV. I NON-CONF.	2- 5	253	0- 0	4	249	124	124	26	26	
TOTALS	RPI 1-25	RPI 26-50	W-L RECORDS	RPI 51-100	RPI 101-150	RPI 150+				
15- 11	0- 2	0- 0	OVERALL	1- 3	1- 2	13- 4				
10- 1	0- 0	0- 0	HOME	0- 1	1- 0	9- 0				
5- 8	0- 1	0- 0	AWAY	1- 0	0- 0	4- 0				
0- 2	0- 0	0- 0	NEUTRAL	0- 0	0- 1	0- 1				
2- 5	0- 2	0- 0	NON-CONFERENCE	0- 1	0- 1	2- 1				
2- 0	0- 0	0- 0	HOME	0- 0	0- 0	2- 0				
0- 4	0- 2	0- 0	AWAY	0- 1	0- 0	0- 1				
0- 1	0- 0	0- 0	NEUTRAL	0- 0	0- 1	0- 0				
13- 6	0- 0	0- 0	CONFERENCE	1- 2	1- 1	11- 3				
8- 1	0- 0	0- 0	HOME	0- 1	1- 0	7- 0				
5- 4	0- 0	0- 0	AWAY	1- 1	0- 1	4- 2				
0- 1	0- 0	0- 0	NEUTRAL	0- 0	0- 0	0- 1				

RPI 1-25				RPI 26-50				RPI 51-100				RPI 101+ Team's RPI: 133			
RPI	S	Opponent	Score	RPI	S	Opponent	Score	RPI	S	Opponent	Score	RPI	S	Opponent	Score
2	A	Baylor	44 86					76	A	Abilene Christian	46 67	135	N	Long Beach St.	59 60
7	A	Texas	33 86					90	A	Central Ark.	60 56	145	A	McNeese St.	74 78
								90	H	Central Ark.	49 74	145	H	McNeese St.	85 64
								93	A	New Mexico St.	54 65	182	H	Grambling	71 62
												196	A	SMU	36 74
												205	H	Sam Houston St.	69 49
												205	N	Sam Houston St.	71 78
												210	A	SFA	52 68
												210	H	SFA	72 51
												261	H	Houston Baptist	55 44
												282	A	Lamar	73 51
												308	H	Jackson St.	59 54
												310	A	Nicholls St.	61 70
												310	H	Nicholls St.	66 62
												312	H	A&M-Corpus Christi	60 43
												317	A	Southeastern La.	73 58
												317	H	Southeastern La.	82 62
												331	A	Incarinate Word	53 48
												332	A	New Orleans	58 46
												332	H	New Orleans	70 53
LAST 12 Division I GAMES:															
				205	N	Sam Houston St.	71 78	145	H	McNeese St.	85 64				
				332	A	New Orleans	58 46	90	A	Central Ark.	60 56				
				210	H	SFA	72 51	210	A	SFA	52 68				
				317	A	Southeastern La.	73 58	317	H	Southeastern La.	82 62				
				332	H	New Orleans	70 53	90	H	Central Ark.	49 74				
				310	H	Nicholls St.	66 62	145	A	McNeese St.	74 78				

Non-Div I Games: LeTourneau 73 44 Xavier (LA) 73 57 LSU-Alexandria 94 65 Central Baptist 86 56 Northwestern St.

Notre Dame

Through Games Of March 13, 2016

RPI RANK				THROUGH GAMES OF MARCH 15, 1910						
Average RPI Win:	86	WON-LOST	WINNING	LAST 10	STRENGTH OF	OPP. STRENGTH	TEAM	ADJ.	CONF.	ADJ CONF.
Average RPI Loss:	3	RECORD	PCT. RANK	GAMES	SCHEDULE	OF SCHEDULE	RPI	RPI	RPI	RPI
DIV. I ONLY	31- 1	3	10- 0	2	7	1	1	4	4	
DIV. I NON-CONF.	12- 1	9	0- 0	7	2	2	2	5	5	
<hr/>										
TOTALS	RPI 1-25	RPI 26-50		W-L RECORDS		RPI 51-100	RPI 101-150	RPI 150+		
31- 1	9- 1	6- 0		OVERALL		3- 0	9- 0	4- 0		
14- 0	4- 0	3- 0		HOME		2- 0	3- 0	2- 0		
12- 1	2- 1	2- 0		AWAY		1- 0	6- 0	1- 0		
5- 0	3- 0	1- 0		NEUTRAL		0- 0	0- 0	1- 0		
12- 1	3- 1	3- 0		NON-CONFERENCE		1- 0	3- 0	2- 0		
6- 0	2- 0	2- 0		HOME		1- 0	1- 0	0- 0		
4- 1	0- 1	1- 0		AWAY		0- 0	2- 0	1- 0		
2- 0	1- 0	0- 0		NEUTRAL		0- 0	0- 0	1- 0		
19- 0	6- 0	3- 0		CONFERENCE		2- 0	6- 0	2- 0		
8- 0	2- 0	1- 0		HOME		1- 0	2- 0	2- 0		
8- 0	2- 0	1- 0		AWAY		1- 0	4- 0	0- 0		
3- 0	2- 0	1- 0		NEUTRAL		0- 0	0- 0	0- 0		

RPI 1-25				Team's RPI: 1		RPI 26-50				RPI 51-100				RPI 101+			
RPI	S	Opponent	Score	RPI	S	Opponent	Score	RPI	S	Opponent	Score	RPI	S	Opponent	Score		
3	A	UConn	81 91	28	H	Tennessee	79 66	70	A	Georgia Tech	54 42	109	A	TCU	88 72		
5	H	Oregon St.	62 61	29	H	DePaul	95 90	70	H	Georgia Tech	85 76	111	A	Virginia	74 46		
6	H	Ohio St.	75 72	47	A	Duke	68 61	98	H	Bucknell	85 54	117	H	Toledo	74 39		
10	N	UCLA	92 84	47	N	Duke	83 54					118	A	Saint Joseph's	91 55		
12	H	Syracuse	90 62	49	H	North Carolina St.	82 46					122	A	Boston College	63 50		
12	N	Syracuse	68 57	50	A	South Dakota St.	75 64					122	H	Boston College	70 58		
14	A	Louisville	66 61									124	H	Virginia Tech	80 41		
15	A	Florida St.	73 66									131	A	Pittsburgh	65 55		
25	H	Miami (FL)	90 69									144	A	Wake Forest	86 52		
25	N	Miami (FL)	78 67									153	H	North Carolina	88 54		
												239	A	Valparaiso	110 54		
												252	H	Clemson	71 52		
												303	N	Denver	94 52		
LAST 12 Division I GAMES:																	
12 N Syracuse 68 57				144 A Wake Forest 86 52													
25 N Miami (FL) 78 67				25 H Miami (FL) 90 69													
47 N Duke 83 54				14 A Louisville 66 61													
122 H Boston College 70 58				49 H North Carolina St. 82 46													
252 H Clemson 71 52				47 A Duke 68 61													
15 A Florida St. 73 66				70 A Georgia Tech 54 42													

Non-Div I Games:

Notre Dame

Loss, Non-Conf, S Site, H Home A Away N Neutral

Average RPI Win: 230	WON-LOST	WINNING	LAST 10	STRENGTH OF	OPP. STRENGTH	TEAM	ADJ.	CONF.	ADJ CONF.
Average RPI Loss: 146	RECORD	PCT. RANK	GAMES	SCHEDULE	OF SCHEDULE	RPI	RPI	RPI	RPI
DIV. I ONLY	13- 15	192	3- 7	239	164	209	209	14	14
DIV. I NON-CONF.	6- 3	99	0- 0	340	272	223	223	16	16
TOTALS	RPI 1-25	RPI 26-50	W-L RECORDS	RPI 51-100	RPI 101-150	RPI 150+			
13- 15	2- 1	0- 0	OVERALL	0- 3	0- 7	11- 4			
6- 7	1- 1	0- 0	HOME	0- 2	0- 3	5- 1			
7- 7	1- 0	0- 0	AWAY	0- 1	0- 3	6- 3			
0- 1	0- 0	0- 0	NEUTRAL	0- 0	0- 1	0- 0			
6- 3	0- 1	0- 0	NON-CONFERENCE	0- 1	0- 0	6- 1			
2- 2	0- 1	0- 0	HOME	0- 1	0- 0	2- 0			
4- 1	0- 0	0- 0	AWAY	0- 0	0- 0	4- 1			
0- 0	0- 0	0- 0	NEUTRAL	0- 0	0- 0	0- 0			
7- 12	2- 0	0- 0	CONFERENCE	0- 2	0- 7	5- 3			
4- 5	1- 0	0- 0	HOME	0- 1	0- 3	3- 1			
3- 6	1- 0	0- 0	AWAY	0- 1	0- 3	2- 2			
0- 1	0- 0	0- 0	NEUTRAL	0- 0	0- 1	0- 0			

RPI 1-25				RPI 26-50				RPI 51-100				RPI 101+ Team's RPI: 209			
RPI	S	Opponent	Score	RPI	S	Opponent	Score	RPI	S	Opponent	Score	RPI	S	Opponent	Score
17	H	Michigan St.	62 82					67	H	Central Mich.	87 110	130	A	Youngstown St.	63 67
20	A	Green Bay	58 56					100	A	Wright St.	63 79	130	H	Youngstown St.	77 96
20	H	Green Bay	77 69					100	H	Wright St.	72 77	130	N	Youngstown St.	63 65
												139	A	Milwaukee	64 77
												139	H	Milwaukee	95 98
												146	A	Northern Ky.	64 80
												146	H	Northern Ky.	71 75
												159	A	Detroit	79 73
												159	H	Detroit	77 82
												217	H	Dartmouth	78 60
												239	A	Valparaiso	66 81
												239	H	Valparaiso	87 77
												249	A	Ill.-Chicago	78 76
												249	H	Ill.-Chicago	78 73
												264	A	Cleveland St.	75 88
												264	H	Cleveland St.	79 69
												277	A	Vermont	74 68
												283	A	Miami (OH)	54 65
												291	A	Niagara	77 67
												315	H	IPFW	81 74
												345	A	Chicago St.	74 51
												347	A	Norfolk St.	83 73
LAST 12 Division I GAMES:															
130	N	Youngstown St.	63 65	249	H	Ill.-Chicago	78 73								
20	H	Green Bay	77 69	239	H	Valparaiso	87 77								
139	H	Milwaukee	95 98	264	A	Cleveland St.	75 88								
159	H	Detroit	77 82	130	A	Youngstown St.	63 67								
146	A	Northern Ky.	64 80	139	A	Milwaukee	64 77								
100	A	Wright St.	63 79	20	A	Green Bay	58 56								

Non-Div I Games: Rochester College 83 49 Mich.-Dearborn 123 38

Oakland

■ Loss,
■ Non-Conf, S Site,
■ Home
■ Away
N Neutral

Average RPI Win: 189	WON-LOST	WINNING	LAST 10	STRENGTH OF	OPP. STRENGTH	TEAM	ADJ.	CONF.	ADJ CONF.
Average RPI Loss: 99	RECORD	PCT. RANK	GAMES	SCHEDULE	OF SCHEDULE	RPI	RPI	RPI	RPI
DIV. I ONLY	24- 6	27	7- 3	170	114	51	51	11	11
DIV. I NON-CONF.	8- 3	77	0- 0	194	68	66	66	13	13
TOTALS	RPI 1-25	RPI 26-50	W-L RECORDS	RPI 51-100	RPI 101-150	RPI 150+			
24- 6	0- 1	1- 0	OVERALL	6- 1	5- 3	12- 1			
11- 1	0- 0	0- 0	HOME	3- 0	2- 1	6- 0			
9- 4	0- 0	0- 0	AWAY	2- 1	2- 0	5- 0			
4- 1	0- 0	1- 0	NEUTRAL	1- 0	1- 1	1- 0			
8- 3	0- 1	1- 0	NON-CONFERENCE	2- 1	1- 0	4- 1			
3- 0	0- 0	0- 0	HOME	1- 0	0- 0	2- 0			
1- 3	0- 1	0- 0	AWAY	0- 1	0- 0	1- 1			
4- 0	0- 0	1- 0	NEUTRAL	1- 0	1- 0	1- 0			
16- 3	0- 0	0- 0	CONFERENCE	4- 0	4- 3	8- 0			
8- 1	0- 0	0- 0	HOME	2- 0	2- 1	4- 0			
8- 1	0- 0	0- 0	AWAY	2- 0	2- 1	4- 0			
0- 1	0- 0	0- 0	NEUTRAL	0- 0	0- 1	0- 0			

RPI S	Opponent	Score	RPI S	Opponent	Score	RPI S	Opponent	Score	Team's RPI: 51	RPI S	Opponent	Score
18 A	Duquesne	47 64	46 N	Indiana	63 56	59 H	Middle Tenn.	72 49		106 A	Buffalo	43 51
						64 A	Ball St.	68 67		106 H	Buffalo	58 70
						64 H	Ball St.	73 48		106 N	Buffalo	60 72
						67 H	Central Mich.	86 84		117 A	Toledo	77 57
						71 N	FGCU	69 57		126 A	Akron	101 73
						73 A	Vanderbilt	59 62		126 H	Akron	75 55
						86 A	Eastern Mich.	71 64		148 N	East Carolina	64 61
										150 H	Western Mich.	73 63
										184 A	Illinois	53 62
										255 A	Bowling Green	72 57
										255 H	Bowling Green	75 58
										262 H	Saint Francis (PA)	91 65
										263 A	Northern Ill.	72 47
										263 H	Northern Ill.	95 70
										274 A	UNCW	75 59
										283 A	Miami (OH)	77 58
										283 H	Miami (OH)	72 44
										315 H	IPFW	79 52
										318 A	Kent St.	93 54
										318 H	Kent St.	86 52
										328 N	Winthrop	75 54
LAST 12 Division I GAMES:												
106 N	Buffalo	60 72	283 H	Miami (OH)	72 44							
283 A	Miami (OH)	77 58	117 A	Toledo	77 57							
255 H	Bowling Green	75 58	263 H	Northern Ill.	95 70							
106 H	Buffalo	58 70	106 A	Buffalo	43 51							
318 H	Kent St.	86 52	64 A	Ball St.	68 67							
126 A	Akron	101 73	126 H	Akron	75 55							

Non-Div I Games:

Ohio

■ Loss,
■ Non-Conf,
■ S Site,
■ Home
■ A Away
N Neutral

Average RPI Win: 104		WON-LOST	WINNING	LAST 10	STRENGTH OF		OPP. STRENGTH	TEAM	ADJ.	CONF.	ADJ CONF.
Average RPI Loss: 32		RECORD	PCT. RANK	GAMES	SCHEDULE		OF SCHEDULE	RPI	RPI	RPI	RPI
DIV. I ONLY		24- 7	33	7- 3	3		19	6	6	5	5
DIV. I NON-CONF.		8- 3	77	0- 0	5		29	5	5	4	4
TOTALS		RPI 1-25	RPI 26-50		W-L RECORDS		RPI 51-100	RPI 101-150		RPI 150+	
24- 7	4- 5	2- 0		OVERALL		8- 1	4- 1		6- 0		
14- 1	2- 1	2- 0		HOME		4- 0	2- 0		4- 0		
7- 5	1- 3	0- 0		AWAY		3- 1	1- 1		2- 0		
3- 1	1- 1	0- 0		NEUTRAL		1- 0	1- 0		0- 0		
8- 3	1- 3	1- 0		NON-CONFERENCE		1- 0	2- 0		3- 0		
5- 1	0- 1	1- 0		HOME		1- 0	1- 0		2- 0		
1- 2	0- 2	0- 0		AWAY		0- 0	0- 0		1- 0		
2- 0	1- 0	0- 0		NEUTRAL		0- 0	1- 0		0- 0		
16- 4	3- 2	1- 0		CONFERENCE		7- 1	2- 1		3- 0		
9- 0	2- 0	1- 0		HOME		3- 0	1- 0		2- 0		
6- 3	1- 1	0- 0		AWAY		3- 1	1- 1		1- 0		
1- 1	0- 1	0- 0		NEUTRAL		1- 0	0- 0		0- 0		

RPI	S	Opponent	Score	RPI	S	Opponent	Score	RPI	S	Opponent	Score	RPI	S	Opponent	Score
1	A	Notre Dame	72 75	36	H	Princeton	90 70	52	A	Rutgers	67 58	104	A	Northwestern	82 86
3	H	UConn	56 100	46	H	Indiana	97 70	52	H	Rutgers	90 78	104	H	Northwestern	76 73
4	A	South Carolina	80 88					52	N	Rutgers	73 58	111	H	Virginia	93 73
8	A	Maryland	80 71					58	A	Iowa	98 81	121	N	Liberty	75 65
8	H	Maryland	94 86					66	H	Purdue	90 70	138	A	Penn St.	77 63
17	A	Michigan St.	105 107					77	H	Belmont	84 56	184	A	Illinois	80 70
17	H	Michigan St.	85 80					78	A	Michigan	97 93	184	H	Illinois	117 74
17	N	Michigan St.	63 82					81	A	Minnesota	88 90	195	H	N.C. A&T	89 56
19	N	Texas A&M	95 80					95	H	Nebraska	96 70	198	H	Wisconsin	87 61
												243	A	Cincinnati	105 76
												343	H	Wagner	106 47
LAST 12 Division I GAMES:															
17	N	Michigan St.	63 82	138	A	Penn St.	77 63								
52	N	Rutgers	73 58	58	A	Iowa	98 81								
17	A	Michigan St.	105 107	8	H	Maryland	94 86								
81	A	Minnesota	88 90	198	H	Wisconsin	87 61								
184	H	Illinois	117 74	184	A	Illinois	80 70								
95	H	Nebraska	96 70	104	H	Northwestern	76 73								

Non-Div I Games:

Ohio St.

■ Loss,
 ■ Non-Conf, S Site,
 ■ Home
 ■ Away
 N Neutral

[illegible]

Non-Div I Games:

Average RPI Win:	142	WON-LOST	WINNING	LAST 10	STRENGTH OF	OPP. STRENGTH	TEAM	ADJ.	CONF.	ADJ CONF.
Average RPI Loss:	43	RECORD	PCT. RANK	GAMES	SCHEDULE	OF SCHEDULE	RPI	RPI	RPI	RPI
DIV. I ONLY	21- 9	64	5- 5	42	32	30	30	3	3	
DIV. I NON-CONF.	10- 1	19	0- 0	166	203	32	32	3	3	
TOTALS	RPI 1-25	RPI 26-50	W-L RECORDS	RPI 51-100	RPI 101-150	RPI 150+				
21- 9	2- 5	3- 2	OVERALL	2- 0	6- 2	8- 0				
16- 1	2- 1	2- 0	HOME	1- 0	5- 0	6- 0				
5- 7	0- 4	1- 1	AWAY	1- 0	1- 2	2- 0				
0- 1	0- 0	0- 1	NEUTRAL	0- 0	0- 0	0- 0				
10- 1	0- 1	0- 0	NON-CONFERENCE	2- 0	2- 0	6- 0				
8- 0	0- 0	0- 0	HOME	1- 0	2- 0	5- 0				
2- 1	0- 1	0- 0	AWAY	1- 0	0- 0	1- 0				
0- 0	0- 0	0- 0	NEUTRAL	0- 0	0- 0	0- 0				
11- 8	2- 4	3- 2	CONFERENCE	0- 0	4- 2	2- 0				
8- 1	2- 1	2- 0	HOME	0- 0	3- 0	1- 0				
3- 6	0- 3	1- 1	AWAY	0- 0	1- 2	1- 0				
0- 1	0- 0	0- 1	NEUTRAL	0- 0	0- 0	0- 0				

RPI 1-25				RPI 26-50				Team's RPI: 30	RPI 51-100				RPI 101+			
RPI	S	Opponent	Score	RPI	S	Opponent	Score		RPI	S	Opponent	Score	RPI	S	Opponent	Score
2	A	Baylor	41 66	32	A	Oklahoma	71 69		79	A	Missouri St.	74 55	109	A	TCU	65 79
2	H	Baylor	52 45	32	H	Oklahoma	73 42		96	H	Washington St.	70 60	109	H	TCU	80 52
7	A	Texas	55 70	32	N	Oklahoma	43 61						136	A	Iowa St.	42 49
7	H	Texas	48 78	48	A	Kansas St.	44 47						136	H	Iowa St.	79 76
21	A	South Fla.	46 68	48	H	Kansas St.	59 51						141	A	Texas Tech	69 46
22	A	West Virginia	48 82										141	H	Texas Tech	70 57
22	H	West Virginia	63 51										143	H	Oral Roberts	59 55
													149	H	SIUE	86 61
													153	H	North Carolina	77 67
													180	H	UTRGV	78 54
													222	A	Kansas	74 46
													222	H	Kansas	71 49
													228	H	Texas Southern	87 52
													275	A	UCF	74 55
													282	H	Lamar	90 45
													296	H	Savannah St.	76 48
LAST 12 Division I GAMES:																
				32	N	Oklahoma	43 61		22	H	West Virginia	63 51				
				48	H	Kansas St.	59 51		7	A	Texas	55 70				
				22	A	West Virginia	48 82		141	H	Texas Tech	70 57				
				222	H	Kansas	71 49		32	A	Oklahoma	71 69				
				109	A	TCU	65 79		109	H	TCU	80 52				
				2	A	Baylor	41 66		222	A	Kansas	74 46				

Non-Div I Games:

Oklahoma St.

■ Loss,
 ■ Non-Conf, S Site,
 ■ Home
 ■ Away
 N Neutral

Average RPI Win:	192	WON-LOST	WINNING	LAST 10	STRENGTH OF	OPP. STRENGTH	TEAM	ADJ.	CONF.	ADJ CONF.
Average RPI Loss:	119	RECORD	PCT. RANK	GAMES	SCHEDULE	OF SCHEDULE	RPI	RPI	RPI	RPI
DIV. I ONLY	17- 17	165	6- 4	82	143	129	129	13	13	
DIV. I NON-CONF.	4- 8	234	0- 0	135	208	215	215	11	11	
TOTALS	RPI 1-25	RPI 26-50	W-L RECORDS	RPI 51-100	RPI 101-150	RPI 150+				
17- 17	0- 2	1- 4	OVERALL	4- 2	1- 2	11- 7				
9- 4	0- 1	0- 1	HOME	1- 0	1- 0	7- 2				
5- 9	0- 0	0- 2	AWAY	2- 1	0- 1	3- 5				
3- 4	0- 1	1- 1	NEUTRAL	1- 1	0- 1	1- 0				
4- 8	0- 2	0- 1	NON-CONFERENCE	0- 1	0- 1	4- 3				
2- 2	0- 1	0- 0	HOME	0- 0	0- 0	2- 1				
2- 3	0- 0	0- 0	AWAY	0- 1	0- 0	2- 2				
0- 3	0- 1	0- 1	NEUTRAL	0- 0	0- 1	0- 0				
13- 9	0- 0	1- 3	CONFERENCE	4- 1	1- 1	7- 4				
7- 2	0- 0	0- 1	HOME	1- 0	1- 0	5- 1				
3- 6	0- 0	0- 2	AWAY	2- 0	0- 1	1- 3				
3- 1	0- 0	1- 0	NEUTRAL	1- 1	0- 0	1- 0				

RPI 1-25				RPI 26-50				RPI 51-100				RPI 101+ Team's RPI: 129			
RPI	S	Opponent	Score	RPI	S	Opponent	Score	RPI	S	Opponent	Score	RPI	S	Opponent	Score
8	N	Maryland	49 95	37	A	UTEP	64 70	59	A	Middle Tenn.	61 58	128	A	Marshall	62 80
25	H	Miami (FL)	35 61	37	N	UTEP	66 54	59	N	Middle Tenn.	54 70	128	H	Marshall	77 55
				38	A	Western Ky.	51 68	68	A	VCU	54 74	131	N	Pittsburgh	58 67
				38	H	Western Ky.	74 85	89	A	Charlotte	71 59	155	A	UAB	55 58
				50	N	South Dakota St.	39 71	89	H	Charlotte	94 85	164	H	ETSU	52 56
								89	N	Charlotte	57 54	181	H	Fla. Atlantic	85 45
												188	H	Southern Miss.	53 45
												197	A	Richmond	57 62
												203	H	Loyola Maryland	64 41
												208	H	Louisiana Tech	51 69
												219	A	William & Mary	64 75
												225	A	Rice	46 68
												225	H	Rice	61 52
												240	A	North Texas	65 48
												240	H	North Texas	62 55
												240	N	North Texas	62 55
												268	A	UTSA	67 70
												280	A	UMES	69 52
												304	H	FIU	84 49
												327	A	Howard	83 64
												343	H	Wagner	71 57
LAST 12 Division I GAMES:															
				59	N	Middle Tenn.	54 70	268	A	UTSA	67 70				
				37	N	UTEP	66 54	37	A	UTEP	64 70				
				89	N	Charlotte	57 54	128	H	Marshall	77 55				
				240	N	North Texas	62 55	38	H	Western Ky.	74 85				
				225	H	Rice	61 52	225	A	Rice	46 68				
				240	H	North Texas	62 55	240	A	North Texas	65 48				

Non-Div I Games:

Old Dominion

■ Loss,
 ■ Non-Conf, S Site,
 ■ Home
 ■ Away
 N Neutral

Average RPI Win:	213	WON-LOST	WINNING	LAST 10	STRENGTH OF	OPP. STRENGTH	TEAM	ADJ.	CONF.	ADJ CONF.
Average RPI Loss:	66	RECORD	PCT. RANK	GAMES	SCHEDULE	OF SCHEDULE	RPI	RPI	RPI	RPI
DIV. I ONLY	10- 20	264	0- 10	51	71	175	175	2	2	
DIV. I NON-CONF.	8- 5	120	0- 0	242	328	189	189	2	2	
TOTALS	RPI 1-25	RPI 26-50	W-L RECORDS	RPI 51-100	RPI 101-150	RPI 150+				
10- 20	1- 6	1- 4	OVERALL	1- 5	1- 3	6- 2				
8- 9	1- 3	1- 2	HOME	1- 3	1- 1	4- 0				
2- 10	0- 3	0- 2	AWAY	0- 1	0- 2	2- 2				
0- 1	0- 0	0- 0	NEUTRAL	0- 1	0- 0	0- 0				
8- 5	0- 0	1- 0	NON-CONFERENCE	0- 3	1- 1	6- 1				
6- 3	0- 0	1- 0	HOME	0- 2	1- 1	4- 0				
2- 2	0- 0	0- 0	AWAY	0- 1	0- 0	2- 1				
0- 0	0- 0	0- 0	NEUTRAL	0- 0	0- 0	0- 0				
2- 15	1- 6	0- 4	CONFERENCE	1- 2	0- 2	0- 1				
2- 6	1- 3	0- 2	HOME	1- 1	0- 0	0- 0				
0- 8	0- 3	0- 2	AWAY	0- 0	0- 2	0- 1				
0- 1	0- 0	0- 0	NEUTRAL	0- 1	0- 0	0- 0				

RPI	S	Opponent	Score	RPI	S	Opponent	Score	RPI	S	Opponent	Score	RPI	S	Opponent	Score	Team's RPI: 175
4	A	South Carolina	62 81	26	H	Florida	65 85	57	H	Auburn	60 65	125	A	LSU	57 76	
4	H	South Carolina	45 66	28	A	Tennessee	51 57	59	A	Middle Tenn.	75 84	137	H	La.-Lafayette	78 82	
13	H	Kentucky	73 65	35	A	Georgia	56 70	73	H	Vanderbilt	55 52	142	A	Arkansas	49 60	
19	A	Texas A&M	58 81	38	H	Western Ky.	59 53	73	N	Vanderbilt	59 74	145	H	McNeese St.	96 56	
19	H	Texas A&M	48 62	45	H	Missouri	46 60	74	H	Tulane	59 61	158	A	Stony Brook	72 57	
24	A	Mississippi St.	51 79					79	H	Missouri St.	78 91	160	A	Alabama	37 48	
24	H	Mississippi St.	51 60									188	A	Southern Miss.	38 57	
												332	H	New Orleans	97 59	
												337	H	Ark.-Pine Bluff	80 45	
												343	A	Wagner	86 49	
												346	H	Alabama A&M	103 42	
												349	H	Mississippi Val.	97 61	
LAST 12 Division I GAMES:																
73	N	Vanderbilt	59 74	57	H	Auburn	60 65									
142	A	Arkansas	49 60	35	A	Georgia	56 70									
4	H	South Carolina	45 66	160	A	Alabama	37 48									
24	H	Mississippi St.	51 60	45	H	Missouri	46 60									
28	A	Tennessee	51 57	4	A	South Carolina	62 81									
19	H	Texas A&M	48 62	13	H	Kentucky	73 65									

Non-Div I Games:

Ole Miss

■ Loss,
■ Non-Conf,
■ S Site,
■ H Home
■ A Away
N Neutral

Average RPI Win:	272	WON-LOST	WINNING	LAST 10	STRENGTH OF	OPP. STRENGTH	TEAM	ADJ.	CONF.	ADJ CONF.
Average RPI Loss:	139	RECORD	PCT. RANK	GAMES	SCHEDULE	OF SCHEDULE	RPI	RPI	RPI	RPI
DIV. I ONLY	13- 15	192	4- 6	269	227	241	241	18	18	
DIV. I NON-CONF.	5- 5	160	0- 0	324	305	270	270	18	18	
TOTALS	RPI 1-25	RPI 26-50	W-L RECORDS	RPI 51-100	RPI 101-150	RPI 150+				
13- 15	0- 0	0- 3	OVERALL	0- 3	2- 5	11- 4				
8- 5	0- 0	0- 1	HOME	0- 1	1- 2	7- 1				
3- 8	0- 0	0- 1	AWAY	0- 2	0- 3	3- 2				
2- 2	0- 0	0- 1	NEUTRAL	0- 0	1- 0	1- 1				
5- 5	0- 0	0- 0	NON-CONFERENCE	0- 1	0- 2	5- 2				
3- 2	0- 0	0- 0	HOME	0- 0	0- 1	3- 1				
1- 2	0- 0	0- 0	AWAY	0- 1	0- 1	1- 0				
1- 1	0- 0	0- 0	NEUTRAL	0- 0	0- 0	1- 1				
8- 10	0- 0	0- 3	CONFERENCE	0- 2	2- 3	6- 2				
5- 3	0- 0	0- 1	HOME	0- 1	1- 1	4- 0				
2- 6	0- 0	0- 1	AWAY	0- 1	0- 2	2- 2				
1- 1	0- 0	0- 1	NEUTRAL	0- 0	1- 0	0- 0				

RPI 1-25				RPI 26-50				RPI 51-100				RPI 101+				Team's RPI: 241	
RPI	S	Opponent	Score	RPI	S	Opponent	Score	RPI	S	Opponent	Score	RPI	S	Opponent	Score		
				50	A	South Dakota St.	58 68	62	A	South Dakota	76 82	115	H	Creighton	46 69		
				50	H	South Dakota St.	47 65	62	H	South Dakota	55 70	132	A	IUPUI	59 75		
				50	N	South Dakota St.	60 76	94	A	North Dakota	52 67	132	H	IUPUI	57 54		
												132	N	IUPUI	62 51		
												143	A	Oral Roberts	58 67		
												143	H	Oral Roberts	65 67		
												149	A	SIUE	86 90		
												204	H	Utah Valley	59 74		
												229	A	Indiana St.	51 50		
												242	A	Western Ill.	55 74		
												242	H	Western Ill.	79 66		
												261	N	Houston Baptist	51 64		
												275	H	UCF	75 60		
												303	A	Denver	70 60		
												303	H	Denver	67 55		
												305	H	UMKC	57 42		
												315	A	IPFW	60 58		
												315	H	IPFW	71 64		
												321	N	Illinois St.	60 56		
												323	A	North Dakota St.	67 74		
												323	H	North Dakota St.	77 52		
												340	H	Eastern Ill.	76 67		
LAST 12 Division I GAMES:																	
				50	N	South Dakota St.	60 76	315	H	IPFW	71 64						
				132	N	IUPUI	62 51	62	H	South Dakota	55 70						
				303	A	Denver	70 60	50	H	South Dakota St.	47 65						
				143	A	Oral Roberts	58 67	242	A	Western Ill.	55 74						
				132	H	IUPUI	57 54	315	A	IPFW	60 58						
				323	A	North Dakota St.	67 74	143	H	Oral Roberts	65 67						

Non-Div I Games: Midland 58 53 Waldorf 97 32

Omaha

■ Loss,
 ■ Non-Conf,
 ■ S Site,
 ■ Home
 ■ A Away
 N Neutral

Oral Roberts

Through Games Of March 13, 2016

Average RPI Win:	242	WON-LOST	WINNING	LAST 10	STRENGTH OF	OPP. STRENGTH	TEAM	ADJ.	CONF.	ADJ CONF.
Average RPI Loss:	111	RECORD	PCT. RANK	GAMES	SCHEDULE	OF SCHEDULE	RPI	RPI	RPI	RPI
DIV. I ONLY	13- 15	192	5- 5	118	157	143	143	18	18	
DIV. I NON-CONF.	2- 8	290	0- 0	70	11	162	162	18	18	
TOTALS	RPI 1-25	RPI 26-50	W-L RECORDS	RPI 51-100	RPI 101-150	RPI 150+				
13- 15	0- 1	0- 3	OVERALL	1- 5	1- 3	11- 3				
6- 3	0- 0	0- 1	HOME	1- 0	0- 2	5- 0				
6- 11	0- 1	0- 2	AWAY	0- 4	1- 1	5- 3				
1- 1	0- 0	0- 0	NEUTRAL	0- 1	0- 0	1- 0				
2- 8	0- 1	0- 1	NON-CONFERENCE	0- 3	0- 2	2- 1				
0- 1	0- 0	0- 0	HOME	0- 0	0- 1	0- 0				
2- 7	0- 1	0- 1	AWAY	0- 3	0- 1	2- 1				
0- 0	0- 0	0- 0	NEUTRAL	0- 0	0- 0	0- 0				
11- 7	0- 0	0- 2	CONFERENCE	1- 2	1- 1	9- 2				
6- 2	0- 0	0- 1	HOME	1- 0	0- 1	5- 0				
4- 4	0- 0	0- 1	AWAY	0- 1	1- 0	3- 2				
1- 1	0- 0	0- 0	NEUTRAL	0- 1	0- 0	1- 0				

RPI S	Opponent	Score	RPI S	Opponent	Score	RPI S	Opponent	Score	RPI S	Opponent	Score	Team's RPI: 143
2	A Baylor	39 97	30	A Oklahoma St.	55 59	62	A South Dakota	48 71	102	H Little Rock	52 66	
			50	A South Dakota St.	48 60	62	H South Dakota	60 56	132	A IUPUI	52 47	
			50	H South Dakota St.	50 68	62	N South Dakota	61 78	132	H IUPUI	54 57	
						78	A Michigan	44 61	142	A Arkansas	50 65	
						79	A Missouri St.	64 72	194	A Tulsa	59 53	
						86	A Eastern Mich.	69 77	222	A Kansas	70 63	
									232	A Grand Canyon	64 66	
									241	A Omaha	67 65	
									241	H Omaha	67 58	
									242	A Western Ill.	61 72	
									242	H Western Ill.	79 55	
									242	N Western Ill.	68 55	
									303	A Denver	59 56	
									303	H Denver	65 33	
									315	A IPFW	48 54	
									315	H IPFW	61 59	
									323	A North Dakota St.	52 42	
									323	H North Dakota St.	59 58	
LAST 12 Division I GAMES:												
			62	N South Dakota	61 78	50	A South Dakota St.	48 60				
			242	N Western Ill.	68 55	303	A Denver	59 56				
			241	H Omaha	67 58	323	H North Dakota St.	59 58				
			242	H Western Ill.	79 55	132	H IUPUI	54 57				
			315	A IPFW	48 54	50	H South Dakota St.	50 68				
			62	A South Dakota	48 71	303	H Denver	65 33				

Non-Div I Games: Lyon 49 68 Evangel 89 46

Oral Roberts

Loss, Non-Conf, S Site, H Home A Away N Neutral

Oregon

Through Games Of March 13, 2016

Average RPI Win:	165	WON-LOST	WINNING	LAST 10	STRENGTH OF	OPP. STRENGTH	TEAM	ADJ.	CONF.	ADJ CONF.
Average RPI Loss:	33	RECORD	PCT. RANK	GAMES	SCHEDULE	OF SCHEDULE	RPI	RPI	RPI	RPI
DIV. I ONLY	20- 10	79	6- 4	124	8	85	85	1	1	
DIV. I NON-CONF.	11- 0	1	0- 0	327	100	77	77	1	1	
TOTALS	RPI 1-25	RPI 26-50	W-L RECORDS	RPI 51-100	RPI 101-150	RPI 150+				
20- 10	0- 7	1- 0	OVERALL	7- 2	1- 1	11- 0				
15- 4	0- 4	0- 0	HOME	5- 0	1- 0	9- 0				
5- 5	0- 3	1- 0	AWAY	2- 2	0- 0	2- 0				
0- 1	0- 0	0- 0	NEUTRAL	0- 0	0- 1	0- 0				
11- 0	0- 0	0- 0	NON-CONFERENCE	2- 0	0- 0	9- 0				
10- 0	0- 0	0- 0	HOME	2- 0	0- 0	8- 0				
1- 0	0- 0	0- 0	AWAY	0- 0	0- 0	1- 0				
0- 0	0- 0	0- 0	NEUTRAL	0- 0	0- 0	0- 0				
9- 10	0- 7	1- 0	CONFERENCE	5- 2	1- 1	2- 0				
5- 4	0- 4	0- 0	HOME	3- 0	1- 0	1- 0				
4- 5	0- 3	1- 0	AWAY	2- 2	0- 0	1- 0				
0- 1	0- 0	0- 0	NEUTRAL	0- 0	0- 1	0- 0				

RPI 1-25				RPI 26-50				RPI 51-100				Team's RPI: 85	RPI 101+			
RPI	S	Opponent	Score	RPI	S	Opponent	Score	RPI	S	Opponent	Score		RPI	S	Opponent	Score
5	A	Oregon St.	33 60	33	A	Washington	75 63	56	A	Southern California	67 74		127	H	Arizona	76 54
5	H	Oregon St.	45 59					56	H	Southern California	69 60		127	N	Arizona	68 74
9	A	Stanford	42 69					65	H	UC Riverside	95 81		153	A	North Carolina	79 77
9	H	Stanford	62 64					84	A	California	54 65		200	H	San Jose St.	104 74
10	A	UCLA	69 80					84	H	California	69 59		202	A	Colorado	59 46
10	H	UCLA	72 77					88	A	Utah	77 65		202	H	Colorado	77 70
11	H	Arizona St.	58 63					88	H	Utah	69 58		204	H	Utah Valley	79 68
								94	H	North Dakota	77 51		207	H	Hampton	86 51
								96	A	Washington St.	73 48		252	H	Clemson	69 56
													267	H	UC Santa Barbara	79 51
													272	H	Seattle	82 62
													292	H	Portland	93 52
													320	H	Portland St.	122 59
LAST 12 Division I GAMES:																
127	N	Arizona	68 74	88	H	Utah	69 58									
9	A	Stanford	42 69	33	A	Washington	75 63									
84	A	California	54 65	96	A	Washington St.	73 48									
56	H	Southern California	69 60	127	H	Arizona	76 54									
10	H	UCLA	72 77	11	H	Arizona St.	58 63									
202	H	Colorado	77 70	88	A	Utah	77 65									

Non-Div I Games:

Oregon

■ Loss,
 ■ Non-Conf, S Site,
 ■ Home
 ■ Away
 N Neutral

Average RPI Win:	105	WON-LOST	WINNING	LAST 10	STRENGTH OF	OPP. STRENGTH	TEAM	ADJ.	CONF.	ADJ CONF.
Average RPI Loss:	12	RECORD	PCT. RANK	GAMES	SCHEDULE	OF SCHEDULE	RPI	RPI	RPI	RPI
DIV. I ONLY	28- 4	10	9- 1	20	1	5	5	1	1	
DIV. I NON-CONF.	9- 2	37	0- 0	107	25	44	44	1	1	
TOTALS	RPI 1-25	RPI 26-50	W-L RECORDS	RPI 51-100	RPI 101-150	RPI 150+				
28- 4	4- 3	2- 1	OVERALL	13- 0	3- 0	6- 0				
14- 1	3- 0	0- 1	HOME	5- 0	2- 0	4- 0				
9- 3	0- 3	1- 0	AWAY	6- 0	0- 0	2- 0				
5- 0	1- 0	1- 0	NEUTRAL	2- 0	1- 0	0- 0				
9- 2	0- 1	0- 1	NON-CONFERENCE	3- 0	2- 0	4- 0				
5- 1	0- 0	0- 1	HOME	1- 0	1- 0	3- 0				
2- 1	0- 1	0- 0	AWAY	1- 0	0- 0	1- 0				
2- 0	0- 0	0- 0	NEUTRAL	1- 0	1- 0	0- 0				
19- 2	4- 2	2- 0	CONFERENCE	10- 0	1- 0	2- 0				
9- 0	3- 0	0- 0	HOME	4- 0	1- 0	1- 0				
7- 2	0- 2	1- 0	AWAY	5- 0	0- 0	1- 0				
3- 0	1- 0	1- 0	NEUTRAL	1- 0	0- 0	0- 0				

RPI	S	Opponent	Score	RPI	S	Opponent	Score	RPI	S	Opponent	Score	RPI	S	Opponent	Score
1	A	Notre Dame	61 62	28	H	Tennessee	50 53	56	A	Southern California	57 49	123	H	Idaho	69 44
9	A	Stanford	54 76	33	A	Washington	61 53	56	H	Southern California	76 52	127	H	Arizona	71 43
9	H	Stanford	58 50	33	N	Washington	57 55	56	N	Southern California	63 53	142	N	Arkansas	63 47
10	A	UCLA	51 71					65	H	UC Riverside	86 65	191	H	Cal Poly	80 43
10	H	UCLA	64 54					75	N	Hofstra	73 50	202	A	Colorado	61 47
10	N	UCLA	69 57					84	A	California	54 44	202	H	Colorado	73 50
11	H	Arizona St.	67 44					84	H	California	70 48	216	H	CSU Bakersfield	75 51
								85	A	Oregon	59 45	292	A	Portland	94 50
								85	H	Oregon	60 33	314	H	Longwood	110 45
								88	A	Utah	62 53				
								88	H	Utah	72 53				
								96	A	Washington St.	54 45				
								99	A	Marquette	65 58				
LAST 12 Division I GAMES:															
10	N	UCLA	69 57	56	H	Southern California	76 52								
33	N	Washington	57 55	88	H	Utah	72 53								
56	N	Southern California	63 53	202	H	Colorado	73 50								
84	A	California	54 44	96	A	Washington St.	54 45								
9	A	Stanford	54 76	33	A	Washington	61 53								
10	H	UCLA	64 54	11	H	Arizona St.	67 44								

Non-Div I Games:

Oregon St.

Pacific

Through Games Of March 13, 2016

Average RPI Win:	215	WON-LOST	WINNING	LAST 10	STRENGTH OF	OPP. STRENGTH	TEAM	ADJ.	CONF.	ADJ CONF.
Average RPI Loss:	120	RECORD	PCT. RANK	GAMES	SCHEDULE	OF SCHEDULE	RPI	RPI	RPI	RPI
DIV. I ONLY	12- 17	223	3- 7	151	115	179	179	8	8	
DIV. I NON-CONF.	6- 4	125	0- 0	218	259	121	121	9	9	
TOTALS	RPI 1-25	RPI 26-50	W-L RECORDS	RPI 51-100	RPI 101-150	RPI 150+				
12- 17	0- 2	0- 0	OVERALL	1- 7	1- 3	10- 5				
6- 6	0- 1	0- 0	HOME	1- 3	1- 1	4- 1				
6- 10	0- 0	0- 0	AWAY	0- 0	0- 0	6- 0				
0- 1	0- 0	0- 0	NEUTRAL	0- 0	0- 0	0- 1				
6- 4	0- 0	0- 0	NON-CONFERENCE	0- 0	0- 2	6- 2				
2- 1	0- 0	0- 0	HOME	0- 0	0- 1	2- 0				
4- 3	0- 0	0- 0	AWAY	0- 0	0- 1	4- 2				
0- 0	0- 0	0- 0	NEUTRAL	0- 0	0- 0	0- 0				
6- 13	0- 2	0- 0	CONFERENCE	1- 7	1- 1	4- 3				
4- 5	0- 1	0- 0	HOME	1- 3	1- 0	2- 1				
2- 7	0- 1	0- 0	AWAY	0- 4	0- 1	2- 1				
0- 1	0- 0	0- 0	NEUTRAL	0- 0	0- 0	0- 1				

RPI 1-25				RPI 26-50				RPI 51-100				RPI 101+ Team's RPI: 179			
RPI	S	Opponent	Score	RPI	S	Opponent	Score	RPI	S	Opponent	Score	RPI	S	Opponent	Score
16	A	BYU	62 79					53	A	St. Mary's (CA)	75 83	116	A	Gonzaga	61 68
16	H	BYU	57 67					53	H	St. Mary's (CA)	73 82	116	H	Gonzaga	84 83
								63	A	Santa Clara	52 76	127	A	Arizona	56 69
								63	H	Santa Clara	60 66	135	H	Long Beach St.	60 68
								72	A	San Francisco	71 81	153	A	North Carolina	66 63
								72	H	San Francisco	70 57	166	A	UC Davis	66 53
								82	A	San Diego	56 69	173	A	Montana	54 64
								82	H	San Diego	56 59	200	H	San Jose St.	81 69
												215	A	Gardner-Webb	84 77
												216	A	CSU Bakersfield	80 74
												234	A	Utah St.	70 78
												244	A	Loyola Marymount	88 96
												244	H	Loyola Marymount	60 63
												266	A	Pepperdine	92 64
												266	H	Pepperdine	65 62
												266	N	Pepperdine	72 81
												292	A	Portland	72 64
												292	H	Portland	87 38
												325	H	Nevada	74 52
LAST 12 Division I GAMES:															
266	N	Pepperdine	72 81	244	A	Loyola Marymount	88 96								
63	H	Santa Clara	60 66	82	H	San Diego	56 59								
72	A	San Francisco	71 81	16	H	BYU	57 67								
116	H	Gonzaga	84 83	53	A	St. Mary's (CA)	75 83								
292	H	Portland	87 38	116	A	Gonzaga	61 68								
266	A	Pepperdine	92 64	292	A	Portland	72 64								

Non-Div I Games: Stanislaus St. 74 61

Pacific

■ Loss,
 ■ Non-Conf, S Site,
 ■ Home
 ■ Away
 N Neutral

Average RPI Win:	174	WON-LOST	WINNING	LAST 10	STRENGTH OF	OPP. STRENGTH	TEAM	ADJ.	CONF.	ADJ CONF.
Average RPI Loss:	97	RECORD	PCT. RANK	GAMES	SCHEDULE	OF SCHEDULE	RPI	RPI	RPI	RPI
DIV. I ONLY	23- 4	16	9- 1	96	137	27	27	10	10	
DIV. I NON-CONF.	10- 3	61	0- 0	141	157	60	60	12	12	
TOTALS	RPI 1-25	RPI 26-50	W-L RECORDS	RPI 51-100	RPI 101-150	RPI 150+				
23- 4	0- 0	3- 1	OVERALL	4- 1	1- 1	15- 1				
12- 1	0- 0	2- 1	HOME	2- 0	0- 0	8- 0				
11- 3	0- 0	1- 0	AWAY	2- 1	1- 1	7- 1				
0- 0	0- 0	0- 0	NEUTRAL	0- 0	0- 0	0- 0				
10- 3	0- 0	1- 1	NON-CONFERENCE	2- 1	1- 1	6- 0				
5- 1	0- 0	1- 1	HOME	1- 0	0- 0	3- 0				
5- 2	0- 0	0- 0	AWAY	1- 1	1- 1	3- 0				
0- 0	0- 0	0- 0	NEUTRAL	0- 0	0- 0	0- 0				
13- 1	0- 0	2- 0	CONFERENCE	2- 0	0- 0	9- 1				
7- 0	0- 0	1- 0	HOME	1- 0	0- 0	5- 0				
6- 1	0- 0	1- 0	AWAY	1- 0	0- 0	4- 1				
0- 0	0- 0	0- 0	NEUTRAL	0- 0	0- 0	0- 0				

RPI 1-25				RPI 26-50				Team's RPI: 27		RPI 51-100				RPI 101+			
RPI	S	Opponent	Score	RPI	S	Opponent	Score		RPI	S	Opponent	Score	RPI	S	Opponent	Score	
				36	A	Princeton	62 60		55	A	Villanova	46 66	105	A	Hawaii	64 54	
				36	H	Princeton	50 48		69	A	Temple	60 54	118	A	Saint Joseph's	46 50	
				41	H	Colorado St.	49 48		80	H	Drexel	72 67	157	A	Yale	77 59	
				47	H	Duke	50 57		97	A	Harvard	68 48	157	H	Yale	68 49	
									97	H	Harvard	62 46	169	A	Cornell	46 51	
													169	H	Cornell	65 50	
													187	A	UMBC	81 46	
													206	A	Brown	69 59	
													206	H	Brown	66 49	
													217	A	Dartmouth	56 41	
													217	H	Dartmouth	65 50	
													235	A	New Hampshire	67 60	
													236	H	Navy	57 43	
													247	A	Columbia	60 42	
													247	H	Columbia	71 51	
													281	A	La Salle	78 68	
													329	H	Lafayette	54 37	
													343	H	Wagner	78 50	
LAST 12 Division I GAMES:																	
				36	A	Princeton	62 60		206	A	Brown	69 59					
				97	H	Harvard	62 46		169	H	Cornell	65 50					
				217	H	Dartmouth	65 50		247	H	Columbia	71 51					
				247	A	Columbia	60 42		217	A	Dartmouth	56 41					
				169	A	Cornell	46 51		97	A	Harvard	68 48					
				157	A	Yale	77 59		206	H	Brown	66 49					

Non-Div I Games: BYU-Hawaii 73 41

Penn

■ Loss,
 ■ Non-Conf, S Site,
 ■ Home
 ■ Away
 N Neutral

Average RPI Win:	144	WON-LOST	WINNING	LAST 10	STRENGTH OF	OPP. STRENGTH	TEAM	ADJ.	CONF.	ADJ CONF.
Average RPI Loss:	74	RECORD	PCT. RANK	GAMES	SCHEDULE	OF SCHEDULE	RPI	RPI	RPI	RPI
DIV. I ONLY	12- 19	242	4- 6	48	31	138	138	5	5	
DIV. I NON-CONF.	5- 6	180	0- 0	67	95	157	157	4	4	
TOTALS	RPI 1-25	RPI 26-50	W-L RECORDS	RPI 51-100	RPI 101-150	RPI 150+				
12- 19	1- 5	0- 3	OVERALL	2- 8	3- 1	6- 2				
7- 8	0- 3	0- 0	HOME	1- 4	2- 1	4- 0				
4- 9	1- 1	0- 3	AWAY	1- 3	1- 0	1- 2				
1- 2	0- 1	0- 0	NEUTRAL	0- 1	0- 0	1- 0				
5- 6	0- 2	0- 2	NON-CONFERENCE	0- 0	1- 1	4- 1				
5- 1	0- 0	0- 0	HOME	0- 0	1- 1	4- 0				
0- 4	0- 1	0- 2	AWAY	0- 0	0- 0	0- 1				
0- 1	0- 1	0- 0	NEUTRAL	0- 0	0- 0	0- 0				
7- 13	1- 3	0- 1	CONFERENCE	2- 8	2- 0	2- 1				
2- 7	0- 3	0- 0	HOME	1- 4	1- 0	0- 0				
4- 5	1- 0	0- 1	AWAY	1- 3	1- 0	1- 1				
1- 1	0- 0	0- 0	NEUTRAL	0- 1	0- 0	1- 0				

RPI S	Opponent	Score	RPI S	Opponent	Score	RPI S	Opponent	Score	RPI S	Opponent	Score	Team's RPI: 138
6	H Ohio St.	63 77	28	A Tennessee	66 74	52	H Rutgers	62 74	104	A Northwestern	73 54	
8	H Maryland	53 89	34	A St. Bonaventure	60 70	58	A Iowa	82 69	104	H Northwestern	79 72	
16	N BYU	51 63	46	A Indiana	55 76	58	H Iowa	81 68	124	H Virginia Tech	59 64	
17	A Michigan St.	65 61				66	H Purdue	78 88	130	H Youngstown St.	68 51	
17	H Michigan St.	55 71				66	N Purdue	59 70	163	H Fordham	75 59	
21	A South Fla.	79 101				78	A Michigan	73 78	184	A Illinois	65 56	
						78	H Michigan	87 91	184	N Illinois	75 66	
						81	A Minnesota	85 98	198	A Wisconsin	62 82	
						95	A Nebraska	69 87	201	H Sacred Heart	83 46	
						95	H Nebraska	78 83	254	H Holy Cross	86 82	
									276	H Central Conn. St.	73 47	
									301	A CSUN	73 81	
LAST 12 Division I GAMES:												
66	N Purdue	59 70	6	H Ohio St.	63 77							
184	N Illinois	75 66	17	A Michigan St.	65 61							
46	A Indiana	55 76	52	H Rutgers	62 74							
58	H Iowa	81 68	95	A Nebraska	69 87							
78	A Michigan	73 78	66	H Purdue	78 88							
104	A Northwestern	73 54	8	H Maryland	53 89							

Non-Div I Games:

Penn St.

■ Loss,
 ■ Non-Conf, S Site,
 ■ Home
 ■ Away
 N Neutral

Pepperdine

Through Games Of March 13, 2016

Average RPI Win: 236	WON-LOST	WINNING	LAST 10	STRENGTH OF	OPP. STRENGTH	TEAM	ADJ.	CONF.	ADJ CONF.
Average RPI Loss: 119	RECORD	PCT. RANK	GAMES	SCHEDULE	OF SCHEDULE	RPI	RPI	RPI	RPI
DIV. I ONLY	7- 23	302	2- 8	108	124	266	266	8	8
DIV. I NON-CONF.	4- 6	201	0- 0	222	303	234	234	9	9
TOTALS	RPI 1-25	RPI 26-50	W-L RECORDS	RPI 51-100	RPI 101-150	RPI 150+			
7- 23	0- 3	0- 1	OVERALL	1- 8	0- 2	6- 9			
5- 8	0- 1	0- 0	HOME	1- 3	0- 1	4- 3			
1- 13	0- 1	0- 1	AWAY	0- 5	0- 1	1- 5			
1- 2	0- 1	0- 0	NEUTRAL	0- 0	0- 0	1- 1			
4- 6	0- 0	0- 1	NON-CONFERENCE	0- 1	0- 0	4- 4			
3- 1	0- 0	0- 0	HOME	0- 0	0- 0	3- 1			
1- 4	0- 0	0- 1	AWAY	0- 1	0- 0	1- 2			
0- 1	0- 0	0- 0	NEUTRAL	0- 0	0- 0	0- 1			
3- 17	0- 3	0- 0	CONFERENCE	1- 7	0- 2	2- 5			
2- 7	0- 1	0- 0	HOME	1- 3	0- 1	1- 2			
0- 9	0- 1	0- 0	AWAY	0- 4	0- 1	0- 3			
1- 1	0- 1	0- 0	NEUTRAL	0- 0	0- 0	1- 0			

RPI S Opponent	Score	RPI S Opponent	Score	RPI S Opponent	Score	RPI S Opponent	Score	Team's RPI: 266
16 A BYU	64 69	44 A Albany (NY)	49 64	53 A St. Mary's (CA)	72 88	116 A Gonzaga	39 56	
16 H BYU	66 77			53 H St. Mary's (CA)	62 58	116 H Gonzaga	57 74	
16 N BYU	59 72			61 A Army West Point	53 63	165 A New Mexico	52 60	
				63 A Santa Clara	50 84	170 N George Mason	63 71	
				63 H Santa Clara	60 62	179 A Pacific	62 65	
				72 A San Francisco	75 99	179 H Pacific	64 92	
				72 H San Francisco	74 81	179 N Pacific	81 72	
				82 A San Diego	55 74	191 H Cal Poly	47 61	
				82 H San Diego	54 70	211 A UNLV	63 83	
						216 A CSU Bakersfield	76 73	
						244 A Loyola Marymount	69 79	
						244 H Loyola Marymount	77 83	
						267 H UC Santa Barbara	71 69	
						292 A Portland	79 81	
						292 H Portland	74 62	
						303 H Denver	64 60	
						339 H Cal St. Fullerton	81 75	
LAST 12 Division I GAMES:								
16 N BYU	59 72	53 H St. Mary's (CA)	62 58					
179 N Pacific	81 72	116 A Gonzaga	39 56					
244 H Loyola Marymount	77 83	292 A Portland	79 81					
63 A Santa Clara	50 84	16 H BYU	66 77					
72 A San Francisco	75 99	82 H San Diego	54 70					
179 H Pacific	64 92	16 A BYU	64 69					

Non-Div I Games: Alas. Anchorage 61 94

Pepperdine

Loss, Non-Conf, S Site, H Home A Away N Neutral

Pittsburgh

Through Games Of March 13, 2016

Average RPI Win:	229	WON-LOST	WINNING	LAST 10	STRENGTH OF	OPP. STRENGTH	TEAM	ADJ.	CONF.	ADJ CONF.
Average RPI Loss:	41	RECORD	PCT. RANK	GAMES	SCHEDULE	OF SCHEDULE	RPI	RPI	RPI	RPI
DIV. I ONLY	13- 18	219	4- 6	44	65	131	131	4	4	
DIV. I NON-CONF.	8- 5	120	0- 0	148	229	138	138	5	5	
TOTALS	RPI 1-25	RPI 26-50	W-L RECORDS	RPI 51-100	RPI 101-150	RPI 150+				
13- 18	0- 10	0- 4	OVERALL	0- 2	3- 2	10- 0				
6- 9	0- 5	0- 2	HOME	0- 1	0- 1	6- 0				
5- 6	0- 3	0- 1	AWAY	0- 1	2- 1	3- 0				
2- 3	0- 2	0- 1	NEUTRAL	0- 0	1- 0	1- 0				
8- 5	0- 2	0- 2	NON-CONFERENCE	0- 1	1- 0	7- 0				
6- 1	0- 1	0- 0	HOME	0- 0	0- 0	6- 0				
1- 2	0- 0	0- 1	AWAY	0- 1	0- 0	1- 0				
1- 2	0- 1	0- 1	NEUTRAL	0- 0	1- 0	0- 0				
5- 13	0- 8	0- 2	CONFERENCE	0- 1	2- 2	3- 0				
0- 8	0- 4	0- 2	HOME	0- 1	0- 1	0- 0				
4- 4	0- 3	0- 0	AWAY	0- 0	2- 1	2- 0				
1- 1	0- 1	0- 0	NEUTRAL	0- 0	0- 0	1- 0				

RPI 1-25				RPI 26-50				RPI 51-100				RPI 101+ Team's RPI: 131			
RPI	S	Opponent	Score	RPI	S	Opponent	Score	RPI	S	Opponent	Score	RPI	S	Opponent	Score
1	H	Notre Dame	55 65	36	A	Princeton	47 61	70	H	Georgia Tech	60 66	111	A	Virginia	58 55
8	N	Maryland	49 70	47	H	Duke	48 70	78	A	Michigan	45 82	122	A	Boston College	43 54
12	A	Syracuse	48 71	49	H	North Carolina St.	76 78					124	A	Virginia Tech	59 48
12	H	Syracuse	56 70	50	N	South Dakota St.	54 55					129	N	Old Dominion	67 58
14	A	Louisville	36 65									144	H	Wake Forest	49 60
14	H	Louisville	61 84									153	A	North Carolina	76 60
15	H	Florida St.	55 66									153	N	North Carolina	82 72
18	H	Duquesne	65 79									252	A	Clemson	59 56
25	A	Miami (FL)	55 79									254	H	Holy Cross	56 50
25	N	Miami (FL)	55 77									262	A	Saint Francis (PA)	74 59
												273	H	American	76 58
												284	H	Rider	75 44
												316	H	Mt. St. Mary's	74 57
												324	H	Delaware St.	77 43
												343	H	Wagner	67 41
LAST 12 Division I GAMES:															
		25 N Miami (FL)	55 77			124 A Virginia Tech	59 48								
		153 N North Carolina	82 72			14 H Louisville	61 84								
		14 A Louisville	36 65			144 H Wake Forest	49 60								
		70 H Georgia Tech	60 66			252 A Clemson	59 56								
		12 H Syracuse	56 70			47 H Duke	48 70								
		153 A North Carolina	76 60			111 A Virginia	58 55								

Non-Div I Games:

Pittsburgh

■ Loss,
 ■ Non-Conf, S Site,
 ■ Home
 ■ Away
 N Neutral

Portland

Through Games Of March 13, 2016

Average RPI Win: 293	WON-LOST	WINNING	LAST 10	STRENGTH OF	OPP. STRENGTH	TEAM	ADJ.	CONF.	ADJ CONF.
Average RPI Loss: 127	RECORD	PCT. RANK	GAMES	SCHEDULE	OF SCHEDULE	RPI	RPI	RPI	RPI
DIV. I ONLY	2- 27	347	1- 9	78	136	292	292	8	8
DIV. I NON-CONF.	1- 9	325	0- 0	77	288	266	266	9	9
TOTALS	RPI 1-25	RPI 26-50	W-L RECORDS	RPI 51-100	RPI 101-150	RPI 150+			
2- 27	0- 3	0- 1	OVERALL	0- 9	0- 2	2- 12			
1- 13	0- 2	0- 0	HOME	0- 4	0- 1	1- 6			
1- 13	0- 1	0- 1	AWAY	0- 5	0- 1	1- 5			
0- 1	0- 0	0- 0	NEUTRAL	0- 0	0- 0	0- 1			
1- 9	0- 1	0- 1	NON-CONFERENCE	0- 1	0- 0	1- 6			
0- 5	0- 1	0- 0	HOME	0- 0	0- 0	0- 4			
1- 4	0- 0	0- 1	AWAY	0- 1	0- 0	1- 2			
0- 0	0- 0	0- 0	NEUTRAL	0- 0	0- 0	0- 0			
1- 18	0- 2	0- 0	CONFERENCE	0- 8	0- 2	1- 6			
1- 8	0- 1	0- 0	HOME	0- 4	0- 1	1- 2			
0- 9	0- 1	0- 0	AWAY	0- 4	0- 1	0- 3			
0- 1	0- 0	0- 0	NEUTRAL	0- 0	0- 0	0- 1			

RPI S	Opponent	Score	RPI S	Opponent	Score	RPI S	Opponent	Score	RPI S	Opponent	Score	Team's RPI: 292
5	H Oregon St.	50 94	33	A Washington	65 83	53	A St. Mary's (CA)	53 95	116	A Gonzaga	51 86	
16	A BYU	66 78				53	H St. Mary's (CA)	51 78	116	H Gonzaga	63 71	
16	H BYU	59 84				63	A Santa Clara	47 66	154	H Boise St.	49 89	
						63	H Santa Clara	45 67	162	A Montana St.	57 86	
						72	A San Francisco	69 90	166	H UC Davis	47 72	
						72	H San Francisco	63 82	173	A Montana	67 90	
						82	A San Diego	43 71	179	A Pacific	38 87	
						82	H San Diego	67 77	179	H Pacific	64 72	
						85	A Oregon	52 93	192	H Weber St.	55 57	
									244	A Loyola Marymount	52 62	
									244	H Loyola Marymount	62 77	
									244	N Loyola Marymount	72 85	
									266	A Pepperdine	62 74	
									266	H Pepperdine	81 79	
									301	H CSUN	62 68	
									320	A Portland St.	69 53	
LAST 12 Division I GAMES:												
244	N Loyola Marymount	72 85	244	H Loyola Marymount	62 77							
82	H San Diego	67 77	266	H Pepperdine	81 79							
16	H BYU	59 84	63	A Santa Clara	47 66							
53	A St. Mary's (CA)	53 95	72	A San Francisco	69 90							
179	A Pacific	38 87	53	H St. Mary's (CA)	51 78							
116	A Gonzaga	51 86	179	H Pacific	64 72							

Non-Div I Games: Willamette 73 54

Portland


Loss, Non-Conf, S Site, H Home A Away N Neutral

Average RPI Win: 260	WON-LOST	WINNING	LAST 10	STRENGTH OF	OPP. STRENGTH	TEAM	ADJ.	CONF.	ADJ CONF.
Average RPI Loss: 174	RECORD	PCT. RANK	GAMES	SCHEDULE	OF SCHEDULE	RPI	RPI	RPI	RPI
DIV. I ONLY	3- 25	340	1- 9	155	299	320	320	19	19
DIV. I NON-CONF.	1- 8	320	0- 0	243	299	333	333	23	23
TOTALS	RPI 1-25	RPI 26-50	W-L RECORDS	RPI 51-100	RPI 101-150	RPI 150+			
3- 25	0- 0	0- 1	OVERALL	0- 3	0- 3	3- 18			
2- 11	0- 0	0- 0	HOME	0- 1	0- 1	2- 9			
1- 13	0- 0	0- 1	AWAY	0- 2	0- 2	1- 8			
0- 1	0- 0	0- 0	NEUTRAL	0- 0	0- 0	0- 1			
1- 8	0- 0	0- 1	NON-CONFERENCE	0- 2	0- 1	1- 4			
1- 3	0- 0	0- 0	HOME	0- 0	0- 0	1- 3			
0- 5	0- 0	0- 1	AWAY	0- 2	0- 1	0- 1			
0- 0	0- 0	0- 0	NEUTRAL	0- 0	0- 0	0- 0			
2- 17	0- 0	0- 0	CONFERENCE	0- 1	0- 2	2- 14			
1- 8	0- 0	0- 0	HOME	0- 1	0- 1	1- 6			
1- 8	0- 0	0- 0	AWAY	0- 0	0- 1	1- 7			
0- 1	0- 0	0- 0	NEUTRAL	0- 0	0- 0	0- 1			

RPI 1-25			RPI 26-50			RPI 51-100			RPI 101+			Team's RPI: 320			
RPI	S	Opponent	Score	RPI	S	Opponent	Score	RPI	S	Opponent	Score	RPI	S	Opponent	Score
				50	A	South Dakota St.	65 74	62	A	South Dakota	61 103	123	A	Idaho	63 84
								85	A	Oregon	59 122	123	H	Idaho	65 94
								94	H	North Dakota	62 75	135	A	Long Beach St.	71 89
												162	A	Montana St.	64 74
												162	H	Montana St.	59 106
												166	H	UC Davis	70 82
												167	A	Idaho St.	70 71
												167	H	Idaho St.	42 64
												171	A	Eastern Wash.	57 70
												171	H	Eastern Wash.	81 79
												172	A	Sacramento St.	91 132
												172	H	Sacramento St.	78 126
												173	A	Montana	57 76
												173	H	Montana	58 79
												185	H	Northern Colo.	59 70
												192	A	Weber St.	73 102
												192	H	Weber St.	58 75
												192	N	Weber St.	68 91
												272	H	Seattle	64 85
												292	H	Portland	53 69
												301	H	CSUN	83 77
												309	A	Northern Ariz.	88 80
												333	A	Southern Utah	64 76
												339	A	Cal St. Fullerton	69 84
LAST 12 Division I GAMES:															
				192	N	Weber St.	68 91	123	A	Idaho	63 84				
				333	A	Southern Utah	64 76	192	H	Weber St.	58 75				
				309	A	Northern Ariz.	88 80	167	H	Idaho St.	42 64				
				185	H	Northern Colo.	59 70	173	A	Montana	57 76				
				94	H	North Dakota	62 75	162	A	Montana St.	64 74				
				171	A	Eastern Wash.	57 70	123	H	Idaho	65 94				

Non-Div I Games: Warner Pacific 64  76 Corban 90 76

Portland St.

 Loss,  Non-Conf, S Site,  Home  Away N Neutral

Presbyterian

Through Games Of March 13, 2016

Average RPI Win:	262	WON-LOST	WINNING	LAST 10	STRENGTH OF	OPP. STRENGTH	TEAM	ADJ.	CONF.	ADJ CONF.
Average RPI Loss:	177	RECORD	PCT. RANK	GAMES	SCHEDULE	OF SCHEDULE	RPI	RPI	RPI	RPI
DIV. I ONLY	15- 13	153	5- 5	282	297	186	186	25	25	
DIV. I NON-CONF.	1- 5	304	0- 0	338	98	342	342	29	29	
TOTALS	RPI 1-25	RPI 26-50	W-L RECORDS	RPI 51-100	RPI 101-150	RPI 150+				
15- 13	0- 0	0- 0	OVERALL	0- 1	2- 5	13- 7				
9- 2	0- 0	0- 0	HOME	0- 0	1- 1	8- 1				
5- 11	0- 0	0- 0	AWAY	0- 1	1- 4	4- 6				
1- 0	0- 0	0- 0	NEUTRAL	0- 0	0- 0	1- 0				
1- 5	0- 0	0- 0	NON-CONFERENCE	0- 1	0- 2	1- 2				
1- 0	0- 0	0- 0	HOME	0- 0	0- 0	1- 0				
0- 5	0- 0	0- 0	AWAY	0- 1	0- 2	0- 2				
0- 0	0- 0	0- 0	NEUTRAL	0- 0	0- 0	0- 0				
14- 8	0- 0	0- 0	CONFERENCE	0- 0	2- 3	12- 5				
8- 2	0- 0	0- 0	HOME	0- 0	1- 1	7- 1				
5- 6	0- 0	0- 0	AWAY	0- 0	1- 2	4- 4				
1- 0	0- 0	0- 0	NEUTRAL	0- 0	0- 0	1- 0				

RPI S	Opponent	Score	RPI S	Opponent	Score	RPI S	Opponent	Score	RPI S	Opponent	Score	Team's RPI: 186
						73 A	Vanderbilt	38 56	120 A	UNC Asheville	55 65	
									120 A	UNC Asheville	59 68	
									120 H	UNC Asheville	63 72	
									121 A	Liberty	57 49	
									121 H	Liberty	60 42	
									124 A	Virginia Tech	44 58	
									148 A	East Carolina	57 84	
									176 A	Radford	40 42	
									176 H	Radford	53 64	
									202 A	Colorado	60 72	
									215 A	Gardner-Webb	40 51	
									215 H	Gardner-Webb	60 53	
									215 N	Gardner-Webb	58 51	
									251 A	High Point	47 61	
									251 H	High Point	82 70	
									253 A	Campbell	69 45	
									253 H	Campbell	64 54	
									287 A	Coastal Caro.	47 60	
									287 H	Coastal Caro.	66 42	
									288 A	Charleston So.	63 49	
									288 H	Charleston So.	52 37	
									290 A	Kennesaw St.	47 49	
									314 A	Longwood	59 38	
									314 H	Longwood	75 49	
									328 A	Winthrop	59 48	
									328 H	Winthrop	77 44	
LAST 12 Division I GAMES:												
			120 A	UNC Asheville	55 65		253 H	Campbell	64 54			
			215 N	Gardner-Webb	58 51		215 A	Gardner-Webb	40 51			
			121 A	Liberty	57 49		288 H	Charleston So.	52 37			
			176 A	Radford	40 42		251 A	High Point	47 61			
			328 H	Winthrop	77 44		314 H	Longwood	75 49			
			287 A	Coastal Caro.	47 60		328 H	Winthrop	77 44			
							215 H	Gardner-Webb	60 53			

Non-Div I Games: Warren Wilson 95 56 Columbia (SC) 104 37 Brevard 70 53

Presbyterian

Loss, Non-Conf, S Site, H Home A Away N Neutral

RPI S Opponent Score

RPI S Opponent Score
348 H N.C. Central 60 50

P
r
e
s
b
y
t
e
r
i
a
n

P
r
e
s
b
y
t
e
r
i
a
n

Presbyterian

Average RPI Win:	189	WON-LOST	WINNING	LAST 10	STRENGTH OF	OPP. STRENGTH	TEAM	ADJ.	CONF.	ADJ CONF.
Average RPI Loss:	36	RECORD	PCT. RANK	GAMES	SCHEDULE	OF SCHEDULE	RPI	RPI	RPI	RPI
DIV. I ONLY	23- 5	21	9- 1	133	101	36	36	10	10	
DIV. I NON-CONF.	11- 3	54	0- 0	215	63	63	63	12	12	
TOTALS	RPI 1-25	RPI 26-50	W-L RECORDS	RPI 51-100	RPI 101-150	RPI 150+				
23- 5	1- 1	0- 3	OVERALL	3- 1	1- 0	18- 0				
13- 1	1- 0	0- 1	HOME	2- 0	1- 0	9- 0				
8- 4	0- 1	0- 2	AWAY	1- 1	0- 0	7- 0				
2- 0	0- 0	0- 0	NEUTRAL	0- 0	0- 0	2- 0				
11- 3	1- 1	0- 1	NON-CONFERENCE	1- 1	1- 0	8- 0				
7- 0	1- 0	0- 0	HOME	1- 0	1- 0	4- 0				
2- 3	0- 1	0- 1	AWAY	0- 1	0- 0	2- 0				
2- 0	0- 0	0- 0	NEUTRAL	0- 0	0- 0	2- 0				
12- 2	0- 0	0- 2	CONFERENCE	2- 0	0- 0	10- 0				
6- 1	0- 0	0- 1	HOME	1- 0	0- 0	5- 0				
6- 1	0- 0	0- 1	AWAY	1- 0	0- 0	5- 0				
0- 0	0- 0	0- 0	NEUTRAL	0- 0	0- 0	0- 0				

RPI S	Opponent	Score	RPI S	Opponent	Score	Team's RPI: 36	RPI S	Opponent	Score	RPI S	Opponent	Score
6	A Ohio St.	70 90	27	A Penn	48 50		78	H Michigan	74 57	131	H Pittsburgh	61 47
18	H Duquesne	94 66	27	H Penn	60 62		83	A Dayton	81 85	157	A Yale	94 81
			39	A Seton Hall	64 71		97	A Harvard	92 83	157	H Yale	65 50
							97	H Harvard	79 69	161	A Marist	77 44
										163	H Fordham	55 44
										169	A Cornell	94 57
										169	H Cornell	71 51
										206	A Brown	83 57
										206	H Brown	72 53
										207	H Hampton	79 55
										217	A Dartmouth	85 48
										217	H Dartmouth	68 42
										245	H Monmouth	81 70
										247	A Columbia	77 48
										247	H Columbia	86 54
										272	N Seattle	85 48
										273	H American	72 34
										284	A Rider	78 59
										336	N UC Irvine	83 42
LAST 12 Division I GAMES:												
27	H Penn	60 62	157	A Yale	94 81							
217	H Dartmouth	68 42	247	H Columbia	86 54							
97	H Harvard	79 69	169	H Cornell	71 51							
169	A Cornell	94 57	97	A Harvard	92 83							
247	A Columbia	77 48	217	A Dartmouth	85 48							
206	A Brown	83 57	157	H Yale	65 50							

Non-Div I Games:

Princeton

Providence

Through Games Of March 13, 2016

Average RPI Win:	206	WON-LOST	WINNING	LAST 10	STRENGTH OF	OPP. STRENGTH	TEAM	ADJ.	CONF.	ADJ CONF.
Average RPI Loss:	101	RECORD	PCT. RANK	GAMES	SCHEDULE	OF SCHEDULE	RPI	RPI	RPI	RPI
DIV. I ONLY	5- 24	320	1- 9	73	88	265	265	6	6	
DIV. I NON-CONF.	4- 6	201	0- 0	91	258	196	196	6	6	
TOTALS	RPI 1-25	RPI 26-50	W-L RECORDS	RPI 51-100	RPI 101-150	RPI 150+				
5- 24	0- 0	0- 7	OVERALL	0- 5	1- 6	4- 6				
4- 11	0- 0	0- 3	HOME	0- 3	1- 2	3- 3				
1- 12	0- 0	0- 4	AWAY	0- 2	0- 3	1- 3				
0- 1	0- 0	0- 0	NEUTRAL	0- 0	0- 1	0- 0				
4- 6	0- 0	0- 1	NON-CONFERENCE	0- 1	0- 2	4- 2				
3- 3	0- 0	0- 0	HOME	0- 1	0- 1	3- 1				
1- 3	0- 0	0- 1	AWAY	0- 0	0- 1	1- 1				
0- 0	0- 0	0- 0	NEUTRAL	0- 0	0- 0	0- 0				
1- 18	0- 0	0- 6	CONFERENCE	0- 4	1- 4	0- 4				
1- 8	0- 0	0- 3	HOME	0- 2	1- 1	0- 2				
0- 9	0- 0	0- 3	AWAY	0- 2	0- 2	0- 2				
0- 1	0- 0	0- 0	NEUTRAL	0- 0	0- 1	0- 0				

RPI S	Opponent	Score	RPI S	Opponent	Score	RPI S	Opponent	Score	RPI S	Opponent	Score	Team's RPI: 265
29	A DePaul	50 96	29	H DePaul	68 91	55	A Villanova	39 67	101	A Georgetown	53 63	
39	A Seton Hall	54 71	39	H Seton Hall	54 64	71	H FGCU	41 50	101	H Georgetown	51 82	
42	A St. John's (NY)	54 69	42	H St. John's (NY)	61 80	99	A Marquette	75 105	115	A Creighton	48 72	
44	A Albany (NY)	58 71	44	H Albany (NY)	61 80	99	H Marquette	85 92	115	H Creighton	61 59	
									115	N Creighton	53 70	
									122	H Boston College	41 67	
									124	A Virginia Tech	46 62	
									168	A Xavier	47 72	
									168	H Xavier	54 62	
									183	A Butler	50 65	
									183	H Butler	67 77	
									197	H Richmond	50 57	
									206	A Brown	47 57	
									214	A Rhode Island	64 55	
									221	H Hartford	69 50	
									237	H Bryant	88 78	
									245	H Monmouth	71 59	
LAST 12 Division I GAMES:												
115	N Creighton	53 70	183	A Butler	50 65							
39	A Seton Hall	54 71	168	A Xavier	47 72							
42	A St. John's (NY)	54 69	55	H Villanova	47 76							
99	H Marquette	85 92	101	H Georgetown	51 82							
29	H DePaul	68 91	29	A DePaul	50 96							
115	H Creighton	61 59	99	A Marquette	75 105							

Non-Div I Games:

Providence

Loss, Non-Conf, S Site, H Home A Away N Neutral

Average RPI Win: 136	WON-LOST	WINNING	LAST 10	STRENGTH OF	OPP. STRENGTH	TEAM	ADJ.	CONF.	ADJ CONF.
Average RPI Loss: 56	RECORD	PCT. RANK	GAMES	SCHEDULE	OF SCHEDULE	RPI	RPI	RPI	RPI
DIV. I ONLY	20- 11	83	4- 6	70	21	66	66	5	5
DIV. I NON-CONF.	9- 2	37	0- 0	180	43	81	81	4	4
TOTALS	RPI 1-25	RPI 26-50	W-L RECORDS	RPI 51-100	RPI 101-150	RPI 150+			
20- 11	1- 6	1- 0	OVERALL	8- 3	4- 1	6- 1			
12- 4	0- 1	1- 0	HOME	6- 2	0- 1	5- 0			
5- 5	0- 3	0- 0	AWAY	2- 1	2- 0	1- 1			
3- 2	1- 2	0- 0	NEUTRAL	0- 0	2- 0	0- 0			
9- 2	1- 1	0- 0	NON-CONFERENCE	3- 0	1- 1	4- 0			
6- 1	0- 0	0- 0	HOME	3- 0	0- 1	3- 0			
1- 0	0- 0	0- 0	AWAY	0- 0	0- 0	1- 0			
2- 1	1- 1	0- 0	NEUTRAL	0- 0	1- 0	0- 0			
11- 9	0- 5	1- 0	CONFERENCE	5- 3	3- 0	2- 1			
6- 3	0- 1	1- 0	HOME	3- 2	0- 0	2- 0			
4- 5	0- 3	0- 0	AWAY	2- 1	2- 0	0- 1			
1- 1	0- 1	0- 0	NEUTRAL	0- 0	1- 0	0- 0			

RPI S	Opponent	Score	RPI S	Opponent	Score	RPI S	Opponent	Score	RPI S	Opponent	Score
6	A Ohio St.	70 90	46	H Indiana	63 53	52	H Rutgers	74 68	104	A Northwestern	85 71
8	A Maryland	59 73				58	A Iowa	55 63	122	H Boston College	56 58
8	H Maryland	67 87				58	H Iowa	90 73	125	N LSU	69 52
9	N Stanford	65 71				60	H Maine	56 33	138	A Penn St.	88 78
14	N Louisville	62 60				64	H Ball St.	73 63	138	N Penn St.	70 59
17	A Michigan St.	56 68				78	A Michigan	65 63	184	H Illinois	69 65
17	N Michigan St.	64 65				78	H Michigan	61 68	198	A Wisconsin	57 64
						81	H Minnesota	84 72	198	H Wisconsin	68 48
						83	H Dayton	61 58	249	H Ill.-Chicago	62 51
						95	A Nebraska	68 50	298	H Jacksonville St.	67 48
						95	H Nebraska	61 62	326	A North Florida	70 47
									331	H Incarnate Word	95 27
LAST 12 Division I GAMES:											
17	N Michigan St.	64 65	78	H Michigan	61 68						
138	N Penn St.	70 59	8	A Maryland	59 73						
198	H Wisconsin	68 48	198	A Wisconsin	57 64						
52	H Rutgers	74 68	8	H Maryland	67 87						
95	A Nebraska	68 50	138	A Penn St.	88 78						
58	A Iowa	55 63	17	A Michigan St.	56 68						

Non-Div I Games:

Purdue

■ Loss,
■ Non-Conf, S Site,
■ Home
■ Away
N Neutral

Average RPI Win:	229	WON-LOST	WINNING	LAST 10	STRENGTH OF	OPP. STRENGTH	TEAM	ADJ.	CONF.	ADJ CONF.
Average RPI Loss:	134	RECORD	PCT. RANK	GAMES	SCHEDULE	OF SCHEDULE	RPI	RPI	RPI	RPI
DIV. I ONLY	24- 8	45	9- 1	199	245	87	87	23	23	
DIV. I NON-CONF.	5- 4	138	0- 0	46	183	78	78	22	22	
TOTALS	RPI 1-25	RPI 26-50	W-L RECORDS	RPI 51-100	RPI 101-150	RPI 150+				
24- 8	0- 0	0- 0	OVERALL	1- 3	2- 2	21- 3				
12- 1	0- 0	0- 0	HOME	1- 0	1- 0	10- 1				
10- 5	0- 0	0- 0	AWAY	0- 0	1- 0	9- 1				
2- 2	0- 0	0- 0	NEUTRAL	0- 0	0- 2	2- 0				
5- 4	0- 0	0- 0	NON-CONFERENCE	1- 3	0- 1	4- 0				
3- 0	0- 0	0- 0	HOME	1- 0	0- 0	2- 0				
2- 3	0- 0	0- 0	AWAY	0- 3	0- 0	2- 0				
0- 1	0- 0	0- 0	NEUTRAL	0- 0	0- 1	0- 0				
19- 4	0- 0	0- 0	CONFERENCE	0- 0	2- 1	17- 3				
9- 1	0- 0	0- 0	HOME	0- 0	1- 0	8- 1				
8- 2	0- 0	0- 0	AWAY	0- 0	1- 0	7- 2				
2- 1	0- 0	0- 0	NEUTRAL	0- 0	0- 1	2- 0				

[illegible]

Non-Div I Games:

Quinnipiac

Loss, Non-Conf, S Site, H Home A Away N Neutral

RPI	S	Opponent	Score	
338	A	Saint Peter's	65	53
338	H	Saint Peter's	66	49

Q
u
i
n
n
i
p
i
a
c

Q
u
i
n
n
i
p
i
a
c

Quinnipiac

Average RPI Win: 259	WON-LOST	WINNING	LAST 10	STRENGTH OF	OPP. STRENGTH	TEAM	ADJ.	CONF.	ADJ CONF.
Average RPI Loss: 161	RECORD	PCT. RANK	GAMES	SCHEDULE	OF SCHEDULE	RPI	RPI	RPI	RPI
DIV. I ONLY	16- 13	147	7- 3	267	269	176	176	25	25
DIV. I NON-CONF.	2- 5	253	0- 0	221	101	258	258	29	29
TOTALS	RPI 1-25	RPI 26-50	W-L RECORDS	RPI 51-100	RPI 101-150	RPI 150+			
16- 13	0- 0	0- 1	OVERALL	0- 0	0- 7	16- 5			
9- 3	0- 0	0- 0	HOME	0- 0	0- 2	9- 1			
6- 9	0- 0	0- 1	AWAY	0- 0	0- 4	6- 4			
1- 1	0- 0	0- 0	NEUTRAL	0- 0	0- 1	1- 0			
2- 5	0- 0	0- 1	NON-CONFERENCE	0- 0	0- 2	2- 2			
2- 0	0- 0	0- 0	HOME	0- 0	0- 0	2- 0			
0- 5	0- 0	0- 1	AWAY	0- 0	0- 2	0- 2			
0- 0	0- 0	0- 0	NEUTRAL	0- 0	0- 0	0- 0			
14- 8	0- 0	0- 0	CONFERENCE	0- 0	0- 5	14- 3			
7- 3	0- 0	0- 0	HOME	0- 0	0- 2	7- 1			
6- 4	0- 0	0- 0	AWAY	0- 0	0- 2	6- 2			
1- 1	0- 0	0- 0	NEUTRAL	0- 0	0- 1	1- 0			

RPI 1-25			RPI 26-50			RPI 51-100			RPI 101+			Team's RPI: 176
RPI	S	Opponent	Score	RPI	S	Opponent	Score	RPI	S	Opponent	Score	
				49	A	North Carolina St.	52 67					
								120	A	UNC Asheville	48 58	
								120	H	UNC Asheville	46 54	
								121	A	Liberty	53 67	
								121	H	Liberty	43 49	
								121	N	Liberty	41 51	
								124	A	Virginia Tech	40 47	
								130	A	Youngstown St.	53 54	
								168	A	Xavier	56 63	
								170	H	George Mason	66 63	
								186	A	Presbyterian	64 53	
								186	H	Presbyterian	42 40	
								189	H	Davidson	79 68	
								215	A	Gardner-Webb	50 54	
								215	H	Gardner-Webb	54 51	
								251	A	High Point	66 71	
								251	H	High Point	54 56	
								251	N	High Point	72 57	
								253	A	Campbell	57 32	
								253	H	Campbell	62 59	
								287	A	Coastal Caro.	49 36	
								287	H	Coastal Caro.	61 45	
								288	A	Charleston So.	61 50	
								288	H	Charleston So.	55 40	
								306	A	Wofford	70 79	
								314	A	Longwood	79 67	
								314	H	Longwood	80 64	
LAST 12 Division I GAMES:												
				121	N	Liberty	41 51	120	A	UNC Asheville	48 58	
				251	N	High Point	72 57	288	A	Charleston So.	61 50	
				253	A	Campbell	57 32	215	H	Gardner-Webb	54 51	
				186	H	Presbyterian	42 40	121	A	Liberty	53 67	
				328	A	Winthrop	67 38	287	A	Coastal Caro.	49 36	
				314	H	Longwood	80 64	120	H	UNC Asheville	46 54	

Non-Div I Games: Concord 92 36 Lees-McRae 84 39

Radford

■ Loss,
 ■ Non-Conf, S Site,
 ■ Home
 ■ Away
 N Neutral

R
a
d
f
o
r
d

RPI S Opponent Score

Through Games Of March 13, 2016

RPI	S	Opponent	Score	
328	A	Winthrop	67	38
328	H	Winthrop	66	44

R
a
d
f
o
r
d

Radford

Rhode Island

Through Games Of March 13, 2016

Average RPI Win:	235	WON-LOST	WINNING	LAST 10	STRENGTH OF	OPP. STRENGTH	TEAM	ADJ.	CONF.	ADJ CONF.
Average RPI Loss:	105	RECORD	PCT. RANK	GAMES	SCHEDULE	OF SCHEDULE	RPI	RPI	RPI	RPI
DIV. I ONLY	12- 18	231	2- 8	179	99	214	214	7	7	
DIV. I NON-CONF.	6- 6	160	0- 0	294	191	229	229	8	8	
TOTALS	RPI 1-25	RPI 26-50	W-L RECORDS	RPI 51-100	RPI 101-150	RPI 150+				
12- 18	0- 4	0- 2	OVERALL	1- 4	1- 2	10- 6				
5- 9	0- 2	0- 2	HOME	1- 2	0- 0	4- 3				
6- 7	0- 2	0- 0	AWAY	0- 1	0- 2	6- 2				
1- 2	0- 0	0- 0	NEUTRAL	0- 1	1- 0	0- 1				
6- 6	0- 1	0- 1	NON-CONFERENCE	1- 0	0- 1	5- 3				
3- 3	0- 1	0- 1	HOME	1- 0	0- 0	2- 1				
3- 2	0- 0	0- 0	AWAY	0- 0	0- 1	3- 1				
0- 1	0- 0	0- 0	NEUTRAL	0- 0	0- 0	0- 1				
6- 12	0- 3	0- 1	CONFERENCE	0- 4	1- 1	5- 3				
2- 6	0- 1	0- 1	HOME	0- 2	0- 0	2- 2				
3- 5	0- 2	0- 0	AWAY	0- 1	0- 1	3- 1				
1- 1	0- 0	0- 0	NEUTRAL	0- 1	1- 0	0- 0				

RPI	S	Opponent	Score	RPI	S	Opponent	Score	RPI	S	Opponent	Score	RPI	S	Opponent	Score	Team's RPI: 214
12	H	Syracuse	54 57	34	H	St. Bonaventure	56 69	54	A	Saint Louis	60 77	118	A	Saint Joseph's	63 74	
18	A	Duquesne	56 61	44	H	Albany (NY)	58 67	54	N	Saint Louis	59 70	118	N	Saint Joseph's	81 76	
18	H	Duquesne	70 79					68	H	VCU	36 49	128	A	Marshall	62 72	
23	A	George Washington	52 68					83	H	Dayton	53 67	163	A	Fordham	42 50	
								97	H	Harvard	56 52	170	H	George Mason	65 68	
												189	H	Davidson	78 62	
												197	A	Richmond	57 50	
												206	A	Brown	63 67	
												207	N	Hampton	54 59	
												217	A	Dartmouth	57 41	
												224	A	Massachusetts	80 79	
												224	H	Massachusetts	64 71	
												247	H	Columbia	57 56	
												265	H	Providence	55 64	
												281	A	La Salle	72 61	
												281	H	La Salle	62 52	
												304	A	FIU	68 50	
												319	H	UMass Lowell	72 64	
												344	A	Boston U.	57 41	
LAST 12 Division I GAMES:																
54	N	Saint Louis	59 70	170	H	George Mason	65 68									
118	N	Saint Joseph's	81 76	18	A	Duquesne	56 61									
54	A	Saint Louis	60 77	83	H	Dayton	53 67									
224	H	Massachusetts	64 71	281	H	La Salle	62 52									
118	A	Saint Joseph's	63 74	163	A	Fordham	42 50									
68	H	VCU	36 49	224	A	Massachusetts	80 79									

Rhode Island

Rhode Island

Non-Div I Games:

Rhode Island

Loss, Non-Conf, S Site, H Home A Away N Neutral

Average RPI Win: 220	WON-LOST	WINNING	LAST 10	STRENGTH OF	OPP. STRENGTH	TEAM	ADJ.	CONF.	ADJ CONF.
Average RPI Loss: 129	RECORD	PCT. RANK	GAMES	SCHEDULE	OF SCHEDULE	RPI	RPI	RPI	RPI
DIV. I ONLY	9- 22	285	5- 5	94	125	225	225	13	13
DIV. I NON-CONF.	1- 10	330	0- 0	75	124	260	260	11	11
TOTALS	RPI 1-25	RPI 26-50	W-L RECORDS	RPI 51-100	RPI 101-150	RPI 150+			
9- 22	0- 3	0- 2	OVERALL	0- 5	1- 3	8- 9			
4- 10	0- 1	0- 1	HOME	0- 3	1- 0	3- 5			
4- 11	0- 2	0- 1	AWAY	0- 1	0- 3	4- 4			
1- 1	0- 0	0- 0	NEUTRAL	0- 1	0- 0	1- 0			
1- 10	0- 3	0- 0	NON-CONFERENCE	0- 1	0- 1	1- 5			
0- 5	0- 1	0- 0	HOME	0- 1	0- 0	0- 3			
1- 5	0- 2	0- 0	AWAY	0- 0	0- 1	1- 2			
0- 0	0- 0	0- 0	NEUTRAL	0- 0	0- 0	0- 0			
8- 12	0- 0	0- 2	CONFERENCE	0- 4	1- 2	7- 4			
4- 5	0- 0	0- 1	HOME	0- 2	1- 0	3- 2			
3- 6	0- 0	0- 1	AWAY	0- 1	0- 2	3- 2			
1- 1	0- 0	0- 0	NEUTRAL	0- 1	0- 0	1- 0			

RPI 1-25				RPI 26-50				RPI 51-100				RPI 101+ Team's RPI: 225			
RPI	S	Opponent	Score	RPI	S	Opponent	Score	RPI	S	Opponent	Score	RPI	S	Opponent	Score
2	A	Baylor	38 89	37	H	UTEP	54 60	59	H	Middle Tenn.	60 61	128	A	Marshall	52 81
7	H	Texas	47 70	38	A	Western Ky.	49 52	59	N	Middle Tenn.	54 74	129	A	Old Dominion	52 61
13	A	Kentucky	39 72					89	A	Charlotte	63 68	129	H	Old Dominion	68 46
								89	H	Charlotte	58 69	145	A	McNeese St.	53 61
								97	H	Harvard	61 67	155	H	UAB	55 64
												177	H	Loyola Chicago	50 57
												181	A	Fla. Atlantic	75 54
												188	A	Southern Miss.	62 68
												188	H	Southern Miss.	49 59
												205	A	Sam Houston St.	58 46
												208	A	Louisiana Tech	61 63
												208	H	Louisiana Tech	84 77
												208	N	Louisiana Tech	72 67
												210	A	SFA	45 59
												228	H	Texas Southern	66 69
												240	A	North Texas	79 73
												240	H	North Texas	100 97
												268	H	UTSA	49 48
												285	H	Houston	59 62
												304	A	FIU	68 62
												312	A	A&M-Corpus Christi	55 60
LAST 12 Division I GAMES:															
		59	N	Middle Tenn.	54	74		304	A	FIU	68	62			
		208	N	Louisiana Tech	72	67		181	A	Fla. Atlantic	75	54			
		129	A	Old Dominion	52	61		129	H	Old Dominion	68	46			
		89	A	Charlotte	63	68		89	H	Charlotte	58	69			
		208	H	Louisiana Tech	84	77		188	A	Southern Miss.	62	68			
		188	H	Southern Miss.	49	59		208	A	Louisiana Tech	61	63			

Non-Div I Games:

Rice

■ Loss,
 ■ Non-Conf, S Site,
 ■ Home
 ■ Away
 N Neutral

Average RPI Win:	215	WON-LOST	WINNING	LAST 10	STRENGTH OF	OPP. STRENGTH	TEAM	ADJ.	CONF.	ADJ CONF.
Average RPI Loss:	104	RECORD	PCT. RANK	GAMES	SCHEDULE	OF SCHEDULE	RPI	RPI	RPI	RPI
DIV. I ONLY	13- 18	219	4- 6	154	91	197	197	7	7	
DIV. I NON-CONF.	7- 6	156	0- 0	291	160	216	216	8	8	
TOTALS	RPI 1-25	RPI 26-50	W-L RECORDS	RPI 51-100	RPI 101-150	RPI 150+				
13- 18	0- 3	0- 2	OVERALL	1- 5	1- 4	11- 4				
6- 8	0- 2	0- 1	HOME	1- 1	1- 1	4- 3				
4- 8	0- 1	0- 1	AWAY	0- 2	0- 3	4- 1				
3- 2	0- 0	0- 0	NEUTRAL	0- 2	0- 0	3- 0				
7- 6	0- 0	0- 1	NON-CONFERENCE	0- 1	1- 2	6- 2				
4- 2	0- 0	0- 1	HOME	0- 0	1- 0	3- 1				
1- 3	0- 0	0- 0	AWAY	0- 0	0- 2	1- 1				
2- 1	0- 0	0- 0	NEUTRAL	0- 1	0- 0	2- 0				
6- 12	0- 3	0- 1	CONFERENCE	1- 4	0- 2	5- 2				
2- 6	0- 2	0- 0	HOME	1- 1	0- 1	1- 2				
3- 5	0- 1	0- 1	AWAY	0- 2	0- 1	3- 0				
1- 1	0- 0	0- 0	NEUTRAL	0- 1	0- 0	1- 0				

RPI	S	Opponent	Score	RPI	S	Opponent	Score	RPI	S	Opponent	Score	RPI	S	Opponent	Score	Team's RPI: 197
18	H	Duquesne	44 65	31	H	James Madison	47 73	54	A	Saint Louis	48 73	111	A	Virginia	51 71	
23	A	George Washington	53 55	34	A	St. Bonaventure	43 66	68	A	VCU	42 53	118	A	Saint Joseph's	53 64	
23	H	George Washington	47 62					68	H	VCU	62 50	118	H	Saint Joseph's	57 59	
								68	N	VCU	42 62	129	H	Old Dominion	62 57	
								83	H	Dayton	48 60	144	A	Wake Forest	33 43	
								99	N	Marquette	80 98	163	H	Fordham	52 48	
												170	A	George Mason	57 50	
												178	H	Eastern Ky.	81 62	
												189	H	Davidson	59 67	
												189	N	Davidson	70 51	
												214	H	Rhode Island	50 57	
												218	H	Furman	62 69	
												219	H	William & Mary	56 50	
												224	A	Massachusetts	74 68	
												259	A	Appalachian St.	59 73	
												265	A	Providence	57 50	
												274	H	UNCW	63 53	
												281	A	La Salle	60 43	
												302	N	Wichita St.	63 50	
												329	N	Lafayette	54 46	
LAST 12 Division I GAMES:																
68	N	VCU	42 62	68	H	VCU	62 50									
189	N	Davidson	70 51	189	H	Davidson	59 67									
118	H	Saint Joseph's	57 59	23	H	George Washington	47 62									
23	A	George Washington	53 55	54	A	Saint Louis	48 73									
170	A	George Mason	57 50	34	A	St. Bonaventure	43 66									
163	H	Fordham	52 48	18	H	Duquesne	44 65									

Non-Div I Games:

Richmond

■ Loss,
 ■ Non-Conf,
 ■ S Site,
 ■ H Home
 ■ A Away
 N Neutral

Average RPI Loss: 169

Average RPI Win:	285	WON-LOST	WINNING	LAST 10	STRENGTH OF	OPP. STRENGTH	TEAM	ADJ.	CONF.	ADJ CONF.
Average RPI Loss:	169	RECORD	PCT. RANK	GAMES	SCHEDULE	OF SCHEDULE	RPI	RPI	RPI	RPI
DIV. I ONLY	8- 22	289	4- 6	211	276	284	284	23	23	
DIV. I NON-CONF.	3- 6	234	0- 0	84	314	205	205	22	22	
<hr/>										
TOTALS	RPI 1-25		RPI 26-50	W-L RECORDS	RPI 51-100	RPI 101-150		RPI 150+		
8- 22	0- 0		0- 1	OVERALL	0- 4	0- 3		8- 14		
4- 9	0- 0		0- 1	HOME	0- 1	0- 1		4- 6		
4- 11	0- 0		0- 0	AWAY	0- 2	0- 2		4- 7		
0- 2	0- 0		0- 0	NEUTRAL	0- 1	0- 0		0- 1		
<hr/>										
3- 6	0- 0		0- 1	NON-CONFERENCE	0- 2	0- 1		3- 2		
2- 1	0- 0		0- 1	HOME	0- 0	0- 0		2- 0		
1- 3	0- 0		0- 0	AWAY	0- 1	0- 1		1- 1		
0- 2	0- 0		0- 0	NEUTRAL	0- 1	0- 0		0- 1		
<hr/>										
5- 16	0- 0		0- 0	CONFERENCE	0- 2	0- 2		5- 12		
2- 8	0- 0		0- 0	HOME	0- 1	0- 1		2- 6		
3- 8	0- 0		0- 0	AWAY	0- 1	0- 1		3- 6		
0- 0	0- 0		0- 0	NEUTRAL	0- 0	0- 0		0- 0		

[illegible]

Non-Div I Games:

Rider

■ Loss, ■ Non-Conf, S Site, H Home A Away N Neutral

Average RPI Win:	276	WON-LOST	WINNING	LAST 10	STRENGTH OF	OPP. STRENGTH	TEAM	ADJ.	CONF.	ADJ CONF.
Average RPI Loss:	199	RECORD	PCT. RANK	GAMES	SCHEDULE	OF SCHEDULE	RPI	RPI	RPI	RPI
DIV. I ONLY	19- 12	104	7- 3	308	330	174	174	30	30	
DIV. I NON-CONF.	5- 5	160	0- 0	192	126	141	141	32	32	
TOTALS	RPI 1-25	RPI 26-50	W-L RECORDS	RPI 51-100	RPI 101-150	RPI 150+				
19- 12	0- 0	0- 1	OVERALL	0- 2	0- 2	19- 7				
10- 3	0- 0	0- 0	HOME	0- 0	0- 1	10- 2				
9- 9	0- 0	0- 0	AWAY	0- 0	0- 0	9- 0				
0- 0	0- 0	0- 0	NEUTRAL	0- 0	0- 0	0- 0				
5- 5	0- 0	0- 1	NON-CONFERENCE	0- 2	0- 2	5- 0				
2- 1	0- 0	0- 0	HOME	0- 0	0- 1	2- 0				
3- 4	0- 0	0- 1	AWAY	0- 2	0- 1	3- 0				
0- 0	0- 0	0- 0	NEUTRAL	0- 0	0- 0	0- 0				
14- 7	0- 0	0- 0	CONFERENCE	0- 0	0- 0	14- 7				
8- 2	0- 0	0- 0	HOME	0- 0	0- 0	8- 2				
6- 5	0- 0	0- 0	AWAY	0- 0	0- 0	6- 5				
0- 0	0- 0	0- 0	NEUTRAL	0- 0	0- 0	0- 0				

RPI 1-25				RPI 26-50				RPI 51-100				RPI 101+ Team's RPI: 174			
RPI	S	Opponent	Score	RPI	S	Opponent	Score	RPI	S	Opponent	Score	RPI	S	Opponent	Score
				26	A	Florida	52 79	58	A	Iowa	50 69	130	A	Youngstown St.	46 55
								89	A	Charlotte	73 94	146	H	Northern Ky.	70 72
												152	H	Delaware	53 50
												201	A	Sacred Heart	52 62
												201	A	Sacred Heart	56 51
												201	H	Sacred Heart	78 63
												237	A	Bryant	65 71
												237	A	Bryant	72 59
												237	H	Bryant	55 53
												245	A	Monmouth	60 47
												257	H	Morgan St.	76 44
												262	A	Saint Francis (PA)	54 62
												262	H	Saint Francis (PA)	57 43
												276	A	Central Conn. St.	39 48
												276	H	Central Conn. St.	72 55
												281	A	La Salle	76 45
												294	A	Ga. Southern	64 49
												313	A	Fairleigh Dickinson	52 60
												313	H	Fairleigh Dickinson	68 83
												313	H	Fairleigh Dickinson	68 59
												316	A	Mt. St. Mary's	74 67
												316	H	Mt. St. Mary's	61 56
												322	A	LIU Brooklyn	52 49
												322	H	LIU Brooklyn	69 53
												335	A	St. Francis Brooklyn	62 53
												335	H	St. Francis Brooklyn	65 72
LAST 12 Division I GAMES:															
				201	A	Sacred Heart	56 51	335	H	St. Francis Brooklyn	65 72				
				237	A	Bryant	72 59	201	A	Sacred Heart	52 62				
				313	H	Fairleigh Dickinson	68 59	313	A	Fairleigh Dickinson	52 60				
				262	H	Saint Francis (PA)	57 43	276	H	Central Conn. St.	72 55				
				343	A	Wagner	79 49	237	H	Bryant	55 53				
				322	H	LIU Brooklyn	69 53	316	A	Mt. St. Mary's	74 67				

Non-Div I Games: West Va. Wesleyan 124 59

Robert Morris

■ Loss,
 ■ Non-Conf,
 ■ S Site,
 ■ Home
 ■ A Away
 N Neutral

R
o
b
e
r
t
M
o
r
r
i
s

Robert Morris
RPI S Opponent Score

Through Games Of March 13, 2016

RPI	S	Opponent	Score	
343	A	Wagner	79	49
343	H	Wagner	64	44

R
o
b
e
r
t
M
o
r
r
i
s

Robert Morris

Average RPI Win: 123		WON-LOST	WINNING	LAST 10	STRENGTH OF	OPP. STRENGTH	TEAM	ADJ.	CONF.	ADJ CONF.
Average RPI Loss: 36		RECORD	PCT. RANK	GAMES	SCHEDULE	OF SCHEDULE	RPI	RPI	RPI	RPI
DIV. I ONLY		18- 14	144	5- 5	15	14	52	52	5	5
DIV. I NON-CONF.		9- 3	69	0- 0	25	10	18	18	4	4
TOTALS		RPI 1-25	RPI 26-50		W-L RECORDS		RPI 51-100	RPI 101-150	RPI 150+	
18- 14	1- 7	0- 3		OVERALL		6- 4	7- 0	4- 0		
11- 4	0- 3	0- 1		HOME		4- 0	4- 0	3- 0		
3- 9	0- 3	0- 2		AWAY		0- 4	2- 0	1- 0		
4- 1	1- 1	0- 0		NEUTRAL		2- 0	1- 0	0- 0		
9- 3	1- 1	0- 2		NON-CONFERENCE		2- 0	5- 0	1- 0		
5- 1	0- 0	0- 1		HOME		1- 0	3- 0	1- 0		
1- 2	0- 1	0- 1		AWAY		0- 0	1- 0	0- 0		
3- 0	1- 0	0- 0		NEUTRAL		1- 0	1- 0	0- 0		
9- 11	0- 6	0- 1		CONFERENCE		4- 4	2- 0	3- 0		
6- 3	0- 3	0- 0		HOME		3- 0	1- 0	2- 0		
2- 7	0- 2	0- 1		AWAY		0- 4	1- 0	1- 0		
1- 1	0- 1	0- 0		NEUTRAL		1- 0	0- 0	0- 0		

RPI 1-25				RPI 26-50				RPI 51-100				Team's RPI: 52				RPI 101+			
RPI	S	Opponent	Score	RPI	S	Opponent	Score	RPI	S	Opponent	Score	RPI	S	Opponent	Score	RPI	S	Opponent	Score
6	A	Ohio St.	78 90	39	A	Seton Hall	49 77	58	A	Iowa	65 69	103	H	Iona	58 33				
6	H	Ohio St.	58 67	42	H	St. John's (NY)	62 69	66	A	Purdue	68 74	104	H	Northwestern	61 59				
6	N	Ohio St.	58 73	46	A	Indiana	48 64	69	H	Temple	61 51	111	N	Virginia	60 48				
8	H	Maryland	59 73					74	N	Tulane	75 51	118	A	Saint Joseph's	78 65				
15	A	Florida St.	43 65					78	H	Michigan	72 50	125	H	LSU	69 57				
17	A	Michigan St.	48 59					81	A	Minnesota	72 85	138	A	Penn St.	74 62				
17	H	Michigan St.	67 70					81	H	Minnesota	66 55	142	H	Arkansas	60 40				
20	N	Green Bay	54 43					95	A	Nebraska	54 65	184	A	Illinois	63 56				
								95	H	Nebraska	66 56	184	H	Illinois	67 54				
								95	N	Nebraska	66 63	198	H	Wisconsin	61 41				
												296	H	Savannah St.	65 26				
LAST 12 Division I GAMES:																			
				6	N	Ohio St.	58 73	184	A	Illinois	63 56								
				95	N	Nebraska	66 63	104	H	Northwestern	61 59								
				78	H	Michigan	72 50	138	A	Penn St.	74 62								
				66	A	Purdue	68 74	81	A	Minnesota	72 85								
				8	H	Maryland	59 73	95	H	Nebraska	66 56								
				17	H	Michigan St.	67 70	46	A	Indiana	48 64								

Non-Div I Games:

Rutgers

■ Loss,
■ Non-Conf,
■ S Site,
■ H Home
■ A Away
N Neutral

Average RPI Win:	246	WON-LOST	WINNING	LAST 10	STRENGTH OF	OPP. STRENGTH	TEAM	ADJ.	CONF.	ADJ CONF.
Average RPI Loss:	186	RECORD	PCT. RANK	GAMES	SCHEDULE	OF SCHEDULE	RPI	RPI	RPI	RPI
DIV. I ONLY	15- 12	146	8- 2	301	261	210	210	27	27	
DIV. I NON-CONF.	3- 5	218	0- 0	179	232	222	222	26	26	
TOTALS	RPI 1-25	RPI 26-50	W-L RECORDS	RPI 51-100	RPI 101-150	RPI 150+				
15- 12	0- 0	0- 0	OVERALL	0- 2	3- 3	12- 7				
7- 4	0- 0	0- 0	HOME	0- 2	2- 0	5- 2				
6- 5	0- 0	0- 0	AWAY	0- 0	0- 1	6- 3				
2- 3	0- 0	0- 0	NEUTRAL	0- 0	1- 1	1- 2				
3- 5	0- 0	0- 0	NON-CONFERENCE	0- 0	1- 2	2- 3				
1- 1	0- 0	0- 0	HOME	0- 0	0- 0	1- 1				
0- 2	0- 0	0- 0	AWAY	0- 0	0- 1	0- 1				
2- 2	0- 0	0- 0	NEUTRAL	0- 0	1- 1	1- 1				
12- 7	0- 0	0- 0	CONFERENCE	0- 2	2- 1	10- 4				
6- 3	0- 0	0- 0	HOME	0- 2	2- 0	4- 1				
6- 3	0- 0	0- 0	AWAY	0- 0	0- 1	6- 2				
0- 1	0- 0	0- 0	NEUTRAL	0- 0	0- 0	0- 1				

RPI S	Opponent	Score	RPI S	Opponent	Score	RPI S	Opponent	Score	RPI S	Opponent	Score	Team's RPI: 210
76	H Abilene Christian	70 85				109	A TCU	55 88				
90	H Central Ark.	53 55				132	N IUPUI	55 62				
						133	A Northwestern St.	51 72				
						133	H Northwestern St.	68 52				
						145	H McNeese St.	80 55				
						149	N SIUE	82 74				
						156	H UT Arlington	63 67				
						192	N Weber St.	46 56				
						205	A Sam Houston St.	65 59				
						205	H Sam Houston St.	70 63				
						205	N Sam Houston St.	70 78				
						208	A Louisiana Tech	44 76				
						225	H Rice	59 45				
						229	N Indiana St.	71 62				
						261	A Houston Baptist	64 50				
						261	H Houston Baptist	66 54				
						282	A Lamar	79 77				
						282	H Lamar	60 64				
						310	A Nicholls St.	89 67				
						312	A A&M-Corpus Christi	71 66				
						312	H A&M-Corpus Christi	72 59				
						317	A Southeastern La.	56 65				
						331	A Incarnate Word	82 66				
						331	H Incarnate Word	74 62				
						332	A New Orleans	57 58				
LAST 12 Division I GAMES:												
205	N Sam Houston St.	70 78	282	A Lamar	79 77							
205	A Sam Houston St.	65 59	312	H A&M-Corpus Christi	72 59							
133	A Northwestern St.	51 72	331	H Incarnate Word	74 62							
261	H Houston Baptist	66 54	261	A Houston Baptist	64 50							
331	A Incarnate Word	82 66	133	H Northwestern St.	68 52							
310	A Nicholls St.	89 67	312	A A&M-Corpus Christi	71 66							

Non-Div I Games: Texas-Tyler 91 69 Tex. A&M-Commerce 75 65 LSU-Shreveport 94 39

SFA

Loss, Non-Conf, S Site, H Home A Away N Neutral

S

I

E

Page 270

SMU				STRENGTH OF SCHEDULE	OPP. STRENGTH OF SCHEDULE	TEAM RPI	ADJ. RPI	CONF. RPI	ADJ CONF. RPI
Average RPI Win:	203	WON-LOST RECORD	WINNING PCT. RANK						
Average RPI Loss:	98		LAST 10 GAMES						
DIV. I ONLY	13- 18	219	4- 6	146	72	196	196	9	9
DIV. I NON-CONF.	5- 6	180	0- 0	158	40	202	202	7	7

TOTALS	RPI 1-25	RPI 26-50	W-L RECORDS	RPI 51-100	RPI 101-150	RPI 150+			
13- 18	0- 8	0- 0	OVERALL	1- 3	4- 2	8- 5			
8- 7	0- 3	0- 0	HOME	1- 1	3- 1	4- 2			
2- 9	0- 3	0- 0	AWAY	0- 2	0- 1	2- 3			
3- 2	0- 2	0- 0	NEUTRAL	0- 0	1- 0	2- 0			
5- 6	0- 3	0- 0	NON-CONFERENCE	0- 0	2- 1	3- 2			
3- 3	0- 1	0- 0	HOME	0- 0	1- 1	2- 1			
0- 2	0- 1	0- 0	AWAY	0- 0	0- 0	0- 1			
2- 1	0- 1	0- 0	NEUTRAL	0- 0	1- 0	1- 0			
8- 12	0- 5	0- 0	CONFERENCE	1- 3	2- 1	5- 3			
5- 4	0- 2	0- 0	HOME	1- 1	2- 0	2- 1			
2- 7	0- 2	0- 0	AWAY	0- 2	0- 1	2- 2			
1- 1	0- 1	0- 0	NEUTRAL	0- 0	0- 0	1- 0			

RPI 1-25				RPI 26-50				RPI 51-100				RPI 101+ Team's RPI: 196			
RPI	S	Opponent	Score	RPI	S	Opponent	Score	RPI	S	Opponent	Score	RPI	S	Opponent	Score
3	A	UConn	41 88					69	A	Temple	35 55	109	H	TCU	79 89
3	H	UConn	37 90					69	H	Temple	69 67	113	H	Memphis	58 49
11	H	Arizona St.	57 64					74	A	Tulane	64 76	127	N	Arizona	58 46
19	A	Texas A&M	55 67					74	H	Tulane	42 54	133	H	Northwestern St.	74 36
21	A	South Fla.	56 83									148	A	East Carolina	61 78
21	H	South Fla.	48 66									148	H	East Carolina	74 67
21	N	South Fla.	60 73									165	H	New Mexico	58 63
24	N	Mississippi St.	70 72									194	A	Tulsa	54 56
												194	H	Tulsa	62 45
												215	N	Gardner-Webb	69 61
												222	H	Kansas	73 64
												240	A	North Texas	57 60
												243	A	Cincinnati	73 55
												275	A	UCF	54 66
												275	H	UCF	65 50
												275	N	UCF	83 74
												285	A	Houston	50 48
												285	H	Houston	54 63
												339	H	Cal St. Fullerton	74 53
LAST 12 Division I GAMES:															
21	N	South Fla.	60 73	194	H	Tulsa	62 45								
275	N	UCF	83 74	74	A	Tulane	64 76								
148	A	East Carolina	61 78	148	H	East Carolina	74 67								
285	H	Houston	54 63	275	H	UCF	65 50								
3	A	UConn	41 88	69	A	Temple	35 55								
275	A	UCF	54 66	21	H	South Fla.	48 66								

Non-Div I Games:

SMU

■ Loss,
 ■ Non-Conf,
 ■ S Site,
 ■ Home
 ■ Away
 N Neutral

Average RPI Win:	243	WON-LOST	WINNING	LAST 10	STRENGTH OF	OPP. STRENGTH	TEAM	ADJ.	CONF.	ADJ CONF.
Average RPI Loss:	126	RECORD	PCT. RANK	GAMES	SCHEDULE	OF SCHEDULE	RPI	RPI	RPI	RPI
DIV. I ONLY	14- 17	198	7- 3	126	241	172	172	19	19	
DIV. I NON-CONF.	3- 8	258	0- 0	81	112	194	194	23	23	
TOTALS	RPI 1-25	RPI 26-50	W-L RECORDS	RPI 51-100	RPI 101-150	RPI 150+				
14- 17	0- 1	0- 0	OVERALL	0- 5	0- 3	14- 8				
6- 7	0- 1	0- 0	HOME	0- 2	0- 2	6- 2				
7- 8	0- 0	0- 0	AWAY	0- 2	0- 1	7- 5				
1- 2	0- 0	0- 0	NEUTRAL	0- 1	0- 0	1- 1				
3- 8	0- 1	0- 0	NON-CONFERENCE	0- 4	0- 1	3- 2				
1- 3	0- 1	0- 0	HOME	0- 1	0- 1	1- 0				
2- 4	0- 0	0- 0	AWAY	0- 2	0- 0	2- 2				
0- 1	0- 0	0- 0	NEUTRAL	0- 1	0- 0	0- 0				
11- 9	0- 0	0- 0	CONFERENCE	0- 1	0- 2	11- 6				
5- 4	0- 0	0- 0	HOME	0- 1	0- 1	5- 2				
5- 4	0- 0	0- 0	AWAY	0- 0	0- 1	5- 3				
1- 1	0- 0	0- 0	NEUTRAL	0- 0	0- 0	1- 1				

RPI 1-25					
RPI	S	Opponent	Score		
10	H	UCLA	76	109	
RPI 26-50					
RPI	S	Opponent	Score		
RPI 51-100					
RPI	S	Opponent	Score		
55	N	Villanova	54	78	
72	H	San Francisco	94	95	
84	A	California	99	117	
93	A	New Mexico St.	77	80	
94	H	North Dakota	79	86	
RPI 101+					
RPI	S	Opponent	Score		
105	H	Hawaii	72	74	
123	A	Idaho	60	107	
123	H	Idaho	88	98	
162	A	Montana St.	99	116	
162	H	Montana St.	79	80	
165	A	New Mexico	71	84	
166	A	UC Davis	92	77	
167	A	Idaho St.	68	59	
167	H	Idaho St.	83	62	
171	A	Eastern Wash.	94	91	
171	H	Eastern Wash.	83	100	
171	N	Eastern Wash.	97	100	
173	A	Montana	83	90	
173	H	Montana	83	75	
185	H	Northern Colo.	83	72	
191	A	Cal Poly	72	97	
192	A	Weber St.	66	77	
192	H	Weber St.	87	64	
234	A	Utah St.	95	86	
309	A	Northern Ariz.	111	79	
320	A	Portland St.	126	78	
320	H	Portland St.	132	91	
333	A	Southern Utah	82	72	
333	N	Southern Utah	102	89	
336	H	UC Irvine	126	78	
Team's RPI: 172					
LAST 12 Division I GAMES:					
171	N	Eastern Wash.	97	100	
333	N	Southern Utah	102	89	
309	A	Northern Ariz.	111	79	
333	A	Southern Utah	82	72	
94	H	North Dakota	79	86	
185	H	Northern Colo.	83	72	
123	A	Idaho	60	107	
171	A	Eastern Wash.	94	91	
167	H	Idaho St.	83	62	
192	H	Weber St.	87	64	
162	A	Montana St.	99	116	
173	A	Montana	83	90	

Non-Div I Games:

Sacramento St.

Loss, Non-Conf, S Site, H Home A Away N Neutral

Sacred Heart

Through Games Of March 13, 2016

Average RPI Win:	292	WON-LOST	WINNING	LAST 10	STRENGTH OF	OPP. STRENGTH	TEAM	ADJ.	CONF.	ADJ CONF.
Average RPI Loss:	167	RECORD	PCT. RANK	GAMES	SCHEDULE	OF SCHEDULE	RPI	RPI	RPI	RPI
DIV. I ONLY	20- 12	97	9- 1	309	331	201	201	30	30	
DIV. I NON-CONF.	2- 9	296	0- 0	225	180	302	302	32	32	
TOTALS	RPI 1-25	RPI 26-50	W-L RECORDS	RPI 51-100	RPI 101-150	RPI 150+				
20- 12	0- 0	0- 1	OVERALL	0- 1	0- 3	20- 7				
11- 5	0- 0	0- 0	HOME	0- 0	0- 1	11- 4				
8- 6	0- 0	0- 1	AWAY	0- 1	0- 1	8- 3				
1- 1	0- 0	0- 0	NEUTRAL	0- 0	0- 1	1- 0				
2- 9	0- 0	0- 1	NON-CONFERENCE	0- 1	0- 3	2- 4				
1- 3	0- 0	0- 0	HOME	0- 0	0- 1	1- 2				
0- 5	0- 0	0- 1	AWAY	0- 1	0- 1	0- 2				
1- 1	0- 0	0- 0	NEUTRAL	0- 0	0- 1	1- 0				
18- 3	0- 0	0- 0	CONFERENCE	0- 0	0- 0	18- 3				
10- 2	0- 0	0- 0	HOME	0- 0	0- 0	10- 2				
8- 1	0- 0	0- 0	AWAY	0- 0	0- 0	8- 1				
0- 0	0- 0	0- 0	NEUTRAL	0- 0	0- 0	0- 0				

RPI 1-25			RPI 26-50			RPI 51-100			RPI 101+ Team's RPI: 201		
RPI	S	Opponent	Score	RPI	S	RPI	S	Opponent	Score	RPI	S
				42	A	69	A	St. John's (NY)	54 67	106	H
								Temple	62 92		
								Buffalo	53 66		
								La.-Lafayette	58 60		
								Penn St.	46 83		
								Robert Morris	63 78		
								Robert Morris	62 52		
								Robert Morris	51 56		
								Fairfield	50 61		
								Hartford	67 68		
								Binghamton	69 60		
								New Hampshire	69 81		
								Bryant	64 60		
								Bryant	59 61		
								Saint Francis (PA)	81 77		
								Saint Francis (PA)	92 71		
								Saint Francis (PA)	80 67		
								Central Conn. St.	61 57		
								Central Conn. St.	79 69		
								Vermont	51 53		
								Coastal Caro.	71 62		
								Fairleigh Dickinson	80 65		
								Fairleigh Dickinson	72 61		
								Mt. St. Mary's	60 52		
								Mt. St. Mary's	61 58		
								Mt. St. Mary's	66 47		
								LIU Brooklyn	62 53		
								LIU Brooklyn	71 47		
								St. Francis Brooklyn	63 55		
								LIU Brooklyn	62 53		
								Robert Morris	51 56		
								Fairleigh Dickinson	80 65		
								Robert Morris	62 52		
								Central Conn. St.	79 69		
								LIU Brooklyn	71 47		
								St. Francis Brooklyn	63 55		
								LIU Brooklyn	62 53		
								LIU Brooklyn	71 47		
								LIU Brooklyn	71 47		

LAST 12 Division I GAMES:

174	H	Robert Morris	51	56	313	A	Fairleigh Dickinson	80	65
262	H	Saint Francis (PA)	92	71	174	H	Robert Morris	62	52
316	H	Mt. St. Mary's	66	47	276	H	Central Conn. St.	79	69
316	A	Mt. St. Mary's	60	52	322	H	LIU Brooklyn	71	47
262	H	Saint Francis (PA)	80	67	335	H	St. Francis Brooklyn	63	55
237	A	Bryant	64	60	322	A	LIU Brooklyn	62	53

Non-Div I Games:

Sacred Heart

■ Loss,
 ■ Non-Conf,
 ■ S Site,
 ■ Home
 ■ A Away
 N Neutral

RPI	S	Opponent	Score	
335	A	St. Francis Brooklyn	68	51
335	H	St. Francis Brooklyn	63	55
343	A	Wagner	77	73
343	H	Wagner	73	62

Sacred Heart

Average RPI Win:	301	WON-LOST	WINNING	LAST 10	STRENGTH OF	OPP. STRENGTH	TEAM	ADJ.	CONF.	ADJ CONF.
Average RPI Loss:	193	RECORD	PCT. RANK	GAMES	SCHEDULE	OF SCHEDULE	RPI	RPI	RPI	RPI
DIV. I ONLY	13- 17	209	6- 4	300	334	262	262	30	30	
DIV. I NON-CONF.	1- 9	325	0- 0	183	179	314	314	32	32	
TOTALS	RPI 1-25	RPI 26-50	W-L RECORDS	RPI 51-100	RPI 101-150	RPI 150+				
13- 17	0- 0	0- 1	OVERALL	0- 1	0- 2	13- 13				
9- 3	0- 0	0- 0	HOME	0- 0	0- 1	9- 2				
4- 13	0- 0	0- 1	AWAY	0- 1	0- 1	4- 10				
0- 1	0- 0	0- 0	NEUTRAL	0- 0	0- 0	0- 1				
1- 9	0- 0	0- 1	NON-CONFERENCE	0- 1	0- 2	1- 5				
1- 1	0- 0	0- 0	HOME	0- 0	0- 1	1- 0				
0- 7	0- 0	0- 1	AWAY	0- 1	0- 1	0- 4				
0- 1	0- 0	0- 0	NEUTRAL	0- 0	0- 0	0- 1				
12- 8	0- 0	0- 0	CONFERENCE	0- 0	0- 0	12- 8				
8- 2	0- 0	0- 0	HOME	0- 0	0- 0	8- 2				
4- 6	0- 0	0- 0	AWAY	0- 0	0- 0	4- 6				
0- 0	0- 0	0- 0	NEUTRAL	0- 0	0- 0	0- 0				

RPI S	Opponent	Score	RPI S	Opponent	Score	RPI S	Opponent	Score	RPI S	Opponent	Score	Team's RPI: 262
26	A Florida	65 122	51	A Ohio	65 91	128	A Marshall	73 81	131	H Pittsburgh	59 74	
						169	A Cornell	69 75	174	A Robert Morris	43 57	
						174	H Robert Morris	62 54	178	N Eastern Ky.	82 88	
						201	A Sacred Heart	67 80	201	A Sacred Heart	71 92	
						201	H Sacred Heart	77 81	201	A Canisius	52 77	
						227	A Canisius	52 77	237	A Bryant	72 84	
						237	H Bryant	85 72	243	A Cincinnati	86 93	
						247	A Columbia	78 82	276	A Central Conn. St.	51 66	
						276	H Central Conn. St.	83 77	276	H Central Conn. St.	59 79	
						287	H Coastal Caro.	106 74	313	A Fairleigh Dickinson	72 73	
						313	H Fairleigh Dickinson	87 67	316	A Mt. St. Mary's	73 64	
						316	H Mt. St. Mary's	87 57	322	A LIU Brooklyn	84 75	
						322	H LIU Brooklyn	72 64	335	A St. Francis Brooklyn	83 76	
						335	H St. Francis Brooklyn	85 68	335	H St. Francis Brooklyn	85 68	
LAST 12 Division I GAMES:												
201	A Sacred Heart	71 92	343	A Wagner	87 74							
276	H Central Conn. St.	83 77	316	A Mt. St. Mary's	73 64							
174	A Robert Morris	43 57	237	H Bryant	85 72							
201	A Sacred Heart	67 80	276	H Central Conn. St.	59 79							
335	H St. Francis Brooklyn	85 68	313	A Fairleigh Dickinson	72 73							
322	H LIU Brooklyn	72 64	174	H Robert Morris	62 54							

Non-Div I Games: Pitt.-Johnstown 82 78

Saint Francis (PA)

■ Loss,
 ■ Non-Conf,
 ■ S Site,
 ■ H Home
 ■ A Away
 N Neutral

S
a
i
n
t
F
r
a
n
c
i
s
(
P
A
)

RPI S Saint Francis (PA) Score

Through Games Of March 13, 2016

RPI	S	Opponent	Score
343	A	Wagner	87 74
343	H	Wagner	93 78

S
a
i
n
t
F
r
a
n
c
i
s
(
P
A
)

Saint Francis (PA)

Saint Joseph's

Through Games Of March 13, 2016

Average RPI Win:	155	WON-LOST	WINNING	LAST 10	STRENGTH OF	OPP. STRENGTH	TEAM	ADJ.	CONF.	ADJ CONF.
Average RPI Loss:	91	RECORD	PCT. RANK	GAMES	SCHEDULE	OF SCHEDULE	RPI	RPI	RPI	RPI
DIV. I ONLY	14- 15	180	5- 5	50	87	118	118	7	7	
DIV. I NON-CONF.	6- 6	160	0- 0	3	42	57	57	8	8	
TOTALS	RPI 1-25	RPI 26-50	W-L RECORDS	RPI 51-100	RPI 101-150	RPI 150+				
14- 15	0- 3	1- 2	OVERALL	4- 5	0- 1	9- 4				
9- 7	0- 2	1- 1	HOME	2- 3	0- 1	6- 0				
5- 7	0- 1	0- 1	AWAY	2- 2	0- 0	3- 3				
0- 1	0- 0	0- 0	NEUTRAL	0- 0	0- 0	0- 1				
6- 6	0- 1	1- 1	NON-CONFERENCE	3- 3	0- 1	2- 0				
4- 4	0- 1	1- 1	HOME	2- 1	0- 1	1- 0				
2- 2	0- 0	0- 0	AWAY	1- 2	0- 0	1- 0				
0- 0	0- 0	0- 0	NEUTRAL	0- 0	0- 0	0- 0				
8- 9	0- 2	0- 1	CONFERENCE	1- 2	0- 0	7- 4				
5- 3	0- 1	0- 0	HOME	0- 2	0- 0	5- 0				
3- 5	0- 1	0- 1	AWAY	1- 0	0- 0	2- 3				
0- 1	0- 0	0- 0	NEUTRAL	0- 0	0- 0	0- 1				

RPI 1-25				RPI 26-50				RPI 51-100				RPI 101+ Team's RPI: 118			
RPI	S	Opponent	Score	RPI	S	Opponent	Score	RPI	S	Opponent	Score	RPI	S	Opponent	Score
1	H	Notre Dame	55 91	27	H	Penn	50 46	52	H	Rutgers	65 78	103	H	Iona	75 81
18	A	Duquesne	59 73	34	A	St. Bonaventure	51 65	54	H	Saint Louis	66 77	163	A	Fordham	40 47
23	H	George Washington	45 70	39	H	Seton Hall	54 66	55	A	Villanova	49 55	163	H	Fordham	61 51
								67	H	Central Mich.	76 66	170	A	George Mason	41 55
								68	A	VCU	66 63	187	H	UMBC	104 45
								69	A	Temple	70 67	189	H	Davidson	87 54
								75	A	Hofstra	62 75	197	A	Richmond	59 57
								80	H	Drexel	53 46	197	H	Richmond	64 53
								83	H	Dayton	61 71	212	A	Lehigh	63 62
												214	H	Rhode Island	74 63
												214	N	Rhode Island	76 81
												224	A	Massachusetts	62 58
												281	A	La Salle	70 75
												281	H	La Salle	64 55
LAST 12 Division I GAMES:															
		214 N Rhode Island	76 81			163 H Fordham	61 51								
		197 A Richmond	59 57			170 A George Mason	41 55								
		189 H Davidson	87 54			281 H La Salle	64 55								
		214 H Rhode Island	74 63			34 A St. Bonaventure	51 65								
		281 A La Salle	70 75			83 H Dayton	61 71								
		18 A Duquesne	59 73			54 H Saint Louis	66 77								

Non-Div I Games:

Saint Joseph's

■ Loss,
 ■ Non-Conf,
 ■ S Site,
 ■ H Home
 ■ A Away
 N Neutral

Saint Louis

Through Games Of March 13, 2016

Average RPI Win:	189	WON-LOST	WINNING	LAST 10	STRENGTH OF	OPP. STRENGTH	TEAM	ADJ.	CONF.	ADJ CONF.
Average RPI Loss:	76	RECORD	PCT. RANK	GAMES	SCHEDULE	OF SCHEDULE	RPI	RPI	RPI	RPI
DIV. I ONLY	23- 7	38	7- 3	160	107	54	54	7	7	
DIV. I NON-CONF.	9- 3	69	0- 0	251	277	101	101	8	8	
TOTALS	RPI 1-25	RPI 26-50	W-L RECORDS	RPI 51-100	RPI 101-150	RPI 150+				
23- 7	1- 2	0- 1	OVERALL	3- 2	3- 1	16- 1				
11- 1	1- 0	0- 0	HOME	1- 0	0- 0	9- 1				
10- 5	0- 1	0- 1	AWAY	2- 2	3- 1	5- 0				
2- 1	0- 1	0- 0	NEUTRAL	0- 0	0- 0	2- 0				
9- 3	0- 0	0- 0	NON-CONFERENCE	0- 2	2- 1	7- 0				
4- 0	0- 0	0- 0	HOME	0- 0	0- 0	4- 0				
4- 3	0- 0	0- 0	AWAY	0- 2	2- 1	2- 0				
1- 0	0- 0	0- 0	NEUTRAL	0- 0	0- 0	1- 0				
14- 4	1- 2	0- 1	CONFERENCE	3- 0	1- 0	9- 1				
7- 1	1- 0	0- 0	HOME	1- 0	0- 0	5- 1				
6- 2	0- 1	0- 1	AWAY	2- 0	1- 0	3- 0				
1- 1	0- 1	0- 0	NEUTRAL	0- 0	0- 0	1- 0				

RPI 1-25				RPI 26-50				RPI 51-100				Team's RPI: 54	RPI 101+			
RPI	S	Opponent	Score	RPI	S	Opponent	Score	RPI	S	Opponent	Score		RPI	S	Opponent	Score
18	H	Duquesne	84 81	34	A	St. Bonaventure	59 80	64	A	Ball St.	70 79		113	A	Memphis	63 57
18	N	Duquesne	52 56					68	A	VCU	77 72		114	A	Mercer	68 60
23	A	George Washington	80 89					74	A	Tulane	58 66		118	A	Saint Joseph's	77 66
								83	A	Dayton	55 52		149	A	SIUE	64 71
								83	H	Dayton	70 56		163	A	Fordham	51 49
													170	A	George Mason	61 50
													170	H	George Mason	63 73
													189	A	Davidson	79 50
													189	H	Davidson	88 51
													194	H	Tulsa	82 73
													197	H	Richmond	73 48
													214	H	Rhode Island	77 60
													214	N	Rhode Island	70 59
													224	H	Massachusetts	69 49
													229	A	Indiana St.	62 52
													233	H	Southeast Mo. St.	67 52
													264	N	Cleveland St.	76 65
													281	H	La Salle	79 70
													299	H	Bradley	75 58
													340	H	Eastern Ill.	78 47
													346	A	Alabama A&M	91 60
LAST 12 Division I GAMES:																
18	N	Duquesne	52 56	189	H	Davidson	88 51									
214	N	Rhode Island	70 59	34	A	St. Bonaventure	59 80									
214	H	Rhode Island	77 60	197	H	Richmond	73 48									
83	A	Dayton	55 52	23	A	George Washington	80 89									
163	A	Fordham	51 49	170	A	George Mason	61 50									
18	H	Duquesne	84 81	281	H	La Salle	79 70									

Non-Div I Games: Mo.-St. Louis 67 31

Saint Louis

■ Loss,
 ■ Non-Conf,
 ■ S Site,
 ■ Home
 ■ Away
 N Neutral

Saint Peter's

Through Games Of March 13, 2016

Average RPI Win:	246	WON-LOST	WINNING	LAST 10	STRENGTH OF	OPP. STRENGTH	TEAM	ADJ.	CONF.	ADJ CONF.
Average RPI Loss:	202	RECORD	PCT. RANK	GAMES	SCHEDULE	OF SCHEDULE	RPI	RPI	RPI	RPI
DIV. I ONLY	4- 26	335	0- 10	258	289	338	338	23	23	
DIV. I NON-CONF.	2- 7	280	0- 0	200	338	305	305	22	22	
TOTALS	RPI 1-25	RPI 26-50	W-L RECORDS	RPI 51-100	RPI 101-150	RPI 150+				
4- 26	0- 1	0- 1	OVERALL	0- 2	0- 2	4- 20				
4- 11	0- 1	0- 0	HOME	0- 1	0- 1	4- 8				
0- 14	0- 0	0- 0	AWAY	0- 1	0- 0	0- 0				
0- 1	0- 0	0- 0	NEUTRAL	0- 0	0- 0	0- 1				
2- 7	0- 1	0- 1	NON-CONFERENCE	0- 0	0- 0	2- 5				
2- 3	0- 1	0- 0	HOME	0- 0	0- 0	2- 2				
0- 4	0- 0	0- 1	AWAY	0- 0	0- 0	0- 3				
0- 0	0- 0	0- 0	NEUTRAL	0- 0	0- 0	0- 0				
2- 19	0- 0	0- 0	CONFERENCE	0- 2	0- 2	2- 15				
2- 8	0- 0	0- 0	HOME	0- 1	0- 1	2- 6				
0- 10	0- 0	0- 0	AWAY	0- 1	0- 1	0- 8				
0- 1	0- 0	0- 0	NEUTRAL	0- 0	0- 0	0- 1				

RPI 1-25				RPI 26-50				RPI 51-100				RPI 101+ Team's RPI: 338			
RPI	S	Opponent	Score	RPI	S	Opponent	Score	RPI	S	Opponent	Score	RPI	S	Opponent	Score
18	H	Duquesne	38 63	39	A	Seton Hall	65 81	87	A	Quinnipiac	49 66	103	A	Iona	50 64
								87	H	Quinnipiac	53 65	103	H	Iona	51 65
												158	H	Stony Brook	35 69
												161	A	Marist	46 69
												161	H	Marist	55 74
												199	A	Fairfield	49 76
												199	H	Fairfield	56 46
												206	H	Brown	79 67
												212	A	Lehigh	42 74
												227	A	Canisius	42 54
												227	H	Canisius	53 60
												230	A	Siena	58 59
												230	H	Siena	55 64
												236	H	Navy	39 50
												245	A	Monmouth	52 71
												245	H	Monmouth	67 62
												248	A	Manhattan	47 64
												248	H	Manhattan	43 60
												248	N	Manhattan	43 60
												284	A	Rider	48 57
												284	H	Rider	67 68
												291	A	Niagara	46 51
												291	H	Niagara	48 52
												313	A	Fairleigh Dickinson	52 73
												329	A	Lafayette	69 72
												335	H	St. Francis Brooklyn	44 40
LAST 12 Division I GAMES:															
248	N	Manhattan	43 60	199	A	Fairfield	49 76								
245	A	Monmouth	52 71	284	H	Rider	67 68								
248	H	Manhattan	43 60	161	H	Marist	55 74								
103	A	Iona	50 64	87	A	Quinnipiac	49 66								
284	A	Rider	48 57	230	H	Siena	55 64								
87	H	Quinnipiac	53 65	161	A	Marist	46 69								

Non-Div I Games:

Saint Peter's

■ Loss,
 ■ Non-Conf,
 ■ S Site,
 ■ Home
 ■ A Away
 N Neutral

Average RPI Win:	277	WON-LOST	WINNING	LAST 10	STRENGTH OF	OPP. STRENGTH	TEAM	ADJ.	CONF.	ADJ CONF.
Average RPI Loss:	142	RECORD	PCT. RANK	GAMES	SCHEDULE	OF SCHEDULE	RPI	RPI	RPI	RPI
DIV. I ONLY	12- 18	231	6- 4	143	271	205	205	27	27	
DIV. I NON-CONF.	2- 6	272	0- 0	98	47	172	172	26	26	
TOTALS	RPI 1-25	RPI 26-50	W-L RECORDS	RPI 51-100	RPI 101-150	RPI 150+				
12- 18	0- 2	0- 1	OVERALL	0- 5	1- 4	11- 6				
5- 5	0- 0	0- 0	HOME	0- 2	0- 0	5- 3				
4- 11	0- 1	0- 1	AWAY	0- 2	0- 4	4- 3				
3- 2	0- 1	0- 0	NEUTRAL	0- 1	1- 0	2- 0				
2- 6	0- 2	0- 1	NON-CONFERENCE	0- 0	0- 2	2- 1				
0- 1	0- 0	0- 0	HOME	0- 0	0- 0	0- 1				
2- 4	0- 1	0- 1	AWAY	0- 0	0- 2	2- 0				
0- 1	0- 1	0- 0	NEUTRAL	0- 0	0- 0	0- 0				
10- 12	0- 0	0- 0	CONFERENCE	0- 5	1- 2	9- 5				
5- 4	0- 0	0- 0	HOME	0- 2	0- 0	5- 2				
2- 7	0- 0	0- 0	AWAY	0- 2	0- 2	2- 3				
3- 1	0- 0	0- 0	NEUTRAL	0- 1	1- 0	2- 0				

RPI	S	Opponent	Score	RPI	S	Opponent	Score	RPI	S	Opponent	Score	RPI	S	Opponent	Score	Team's RPI: 205
7	A	Texas	49 83	48	A	Kansas St.	50 78	76	A	Abilene Christian	55 67	109	A	TCU	59 85	
15	N	Florida St.	37 94					76	H	Abilene Christian	76 87	133	A	Northwestern St.	49 69	
								90	A	Central Ark.	53 72	133	N	Northwestern St.	78 71	
								90	H	Central Ark.	63 73	142	A	Arkansas	47 67	
								90	N	Central Ark.	62 69	145	A	McNeese St.	79 82	
												210	A	SFA	63 70	
												210	H	SFA	59 65	
												210	N	SFA	78 70	
												225	H	Rice	46 58	
												228	A	Texas Southern	53 51	
												261	A	Houston Baptist	63 67	
												261	H	Houston Baptist	78 70	
												282	A	Lamar	78 76	
												282	H	Lamar	78 75	
												310	H	Nicholls St.	63 67	
												310	N	Nicholls St.	73 64	
												312	A	A&M-Corpus Christi	71 81	
												312	H	A&M-Corpus Christi	75 57	
												317	H	Southeastern La.	80 56	
												322	A	LIU Brooklyn	63 56	
												331	A	Incarnate Word	65 60	
												332	H	New Orleans	64 52	
LAST 12 Division I GAMES:																
		133 N Northwestern St.	78 71			312 H A&M-Corpus Christi	75 57									
		210 N SFA	78 70			90 A Central Ark.	53 72									
		310 N Nicholls St.	73 64			90 H Central Ark.	63 73									
		210 H SFA	59 65			261 H Houston Baptist	78 70									
		90 N Central Ark.	62 69			76 A Abilene Christian	55 67									
		282 H Lamar	78 75			312 A A&M-Corpus Christi	71 81									

Non-Div I Games: LSU-Alexandria 85 50 Our Lady Of The Lak67 56

Sam Houston St.

Loss, Non-Conf, S Site, H Home A Away N Neutral

[illegible]

Page 281

Average RPI Win:	196	WON-LOST	WINNING	LAST 10	STRENGTH OF	OPP. STRENGTH	TEAM	ADJ.	CONF.	ADJ CONF.
Average RPI Loss:	61	RECORD	PCT. RANK	GAMES	SCHEDULE	OF SCHEDULE	RPI	RPI	RPI	RPI
DIV. I ONLY	22- 7	42	5- 5	191	97	82	82	8	8	
DIV. I NON-CONF.	9- 1	22	0- 0	320	163	117	117	9	9	
TOTALS	RPI 1-25	RPI 26-50	W-L RECORDS	RPI 51-100	RPI 101-150	RPI 150+				
22- 7	1- 1	0- 0	OVERALL	2- 6	5- 0	14- 0				
10- 4	1- 0	0- 0	HOME	0- 4	3- 0	6- 0				
12- 2	0- 1	0- 0	AWAY	2- 1	2- 0	8- 0				
0- 1	0- 0	0- 0	NEUTRAL	0- 1	0- 0	0- 0				
9- 1	0- 0	0- 0	NON-CONFERENCE	0- 1	3- 0	6- 0				
4- 1	0- 0	0- 0	HOME	0- 1	2- 0	2- 0				
5- 0	0- 0	0- 0	AWAY	0- 0	1- 0	4- 0				
0- 0	0- 0	0- 0	NEUTRAL	0- 0	0- 0	0- 0				
13- 6	1- 1	0- 0	CONFERENCE	2- 5	2- 0	8- 0				
6- 3	1- 0	0- 0	HOME	0- 3	1- 0	4- 0				
7- 2	0- 1	0- 0	AWAY	2- 1	1- 0	4- 0				
0- 1	0- 0	0- 0	NEUTRAL	0- 1	0- 0	0- 0				

RPI	S	Opponent	Score	RPI	S	Opponent	Score	RPI	S	Opponent	Score	RPI	S	Opponent	Score
16	A	BYU	60 68					53	A	St. Mary's (CA)	60 68	107	A	Fresno St.	72 68
16	H	BYU	78 65					53	H	St. Mary's (CA)	68 73	116	A	Gonzaga	58 57
								63	A	Santa Clara	70 58	116	H	Gonzaga	63 54
								63	H	Santa Clara	47 61	126	H	Akron	86 65
								72	A	San Francisco	67 58	127	H	Arizona	59 54
								72	H	San Francisco	54 59	162	A	Montana St.	62 49
								72	N	San Francisco	80 84	179	A	Pacific	59 56
								96	H	Washington St.	72 78	179	H	Pacific	69 56
												238	A	San Diego St.	60 53
												239	H	Valparaiso	76 60
												244	A	Loyola Marymount	75 67
												244	H	Loyola Marymount	82 58
												266	A	Pepperdine	70 54
												266	H	Pepperdine	74 55
												292	A	Portland	77 67
												292	H	Portland	71 43
												301	H	CSUN	86 64
												325	A	Nevada	84 47
												339	A	Cal St. Fullerton	53 44
LAST 12 Division I GAMES:															
72	N	San Francisco	80 84	179	A	Pacific	59 56								
292	A	Portland	77 67	53	A	St. Mary's (CA)	60 68								
116	A	Gonzaga	58 57	244	A	Loyola Marymount	75 67								
16	A	BYU	60 68	266	A	Pepperdine	70 54								
72	H	San Francisco	54 59	244	H	Loyola Marymount	82 58								
63	H	Santa Clara	47 61	266	H	Pepperdine	74 55								

Non-Div I Games: Hope Int'l 90 52

San Diego

Loss, Non-Conf, S Site, H Home A Away N Neutral

Average RPI Win:	250	WON-LOST	WINNING	LAST 10	STRENGTH OF	OPP. STRENGTH	TEAM	ADJ.	CONF.	ADJ CONF.
Average RPI Loss:	150	RECORD	PCT. RANK	GAMES	SCHEDULE	OF SCHEDULE	RPI	RPI	RPI	RPI
DIV. I ONLY	11- 19	248	6- 4	148	240	238	238	20	20	
DIV. I NON-CONF.	4- 6	201	0- 0	248	245	256	256	20	20	
TOTALS	RPI 1-25	RPI 26-50	W-L RECORDS	RPI 51-100	RPI 101-150	RPI 150+				
11- 19	0- 0	0- 4	OVERALL	0- 2	1- 2	10- 11				
6- 9	0- 0	0- 1	HOME	0- 2	1- 0	5- 6				
4- 9	0- 0	0- 2	AWAY	0- 0	0- 2	4- 5				
1- 1	0- 0	0- 1	NEUTRAL	0- 0	0- 0	1- 0				
4- 6	0- 0	0- 1	NON-CONFERENCE	0- 2	0- 1	4- 2				
3- 3	0- 0	0- 0	HOME	0- 2	0- 0	3- 1				
1- 3	0- 0	0- 1	AWAY	0- 0	0- 1	1- 1				
0- 0	0- 0	0- 0	NEUTRAL	0- 0	0- 0	0- 0				
7- 13	0- 0	0- 3	CONFERENCE	0- 0	1- 1	6- 9				
3- 6	0- 0	0- 1	HOME	0- 0	1- 0	2- 5				
3- 6	0- 0	0- 1	AWAY	0- 0	0- 1	3- 4				
1- 1	0- 0	0- 1	NEUTRAL	0- 0	0- 0	1- 0				

RPI 1-25				RPI 26-50				RPI 51-100				RPI 101+				Team's RPI: 238	
RPI	S	Opponent	Score	RPI	S	Opponent	Score	RPI	S	Opponent	Score	RPI	S	Opponent	Score		
				33	A	Washington	51 80	65	H	UC Riverside	68 85	107	A	Fresno St.	49 54		
				41	A	Colorado St.	54 70	82	H	San Diego	53 60	107	H	Fresno St.	65 54		
				41	H	Colorado St.	57 60					135	A	Long Beach St.	54 74		
				41	N	Colorado St.	41 53					154	A	Boise St.	63 68		
												154	H	Boise St.	45 75		
												165	A	New Mexico	51 46		
												165	H	New Mexico	45 64		
												166	H	UC Davis	54 65		
												198	H	Wisconsin	63 57		
												200	A	San Jose St.	73 78		
												200	H	San Jose St.	87 70		
												211	A	UNLV	51 62		
												211	H	UNLV	41 55		
												234	A	Utah St.	59 72		
												234	H	Utah St.	36 55		
												244	A	Loyola Marymount	65 92		
												258	A	Wyoming	84 77		
												258	H	Wyoming	53 40		
												258	N	Wyoming	62 44		
												301	A	CSUN	67 65		
												323	H	North Dakota St.	64 54		
												325	H	Nevada	64 70		
												339	H	Cal St. Fullerton	54 43		
												341	A	Air Force	69 66		
LAST 12 Division I GAMES:																	
				41	N	Colorado St.	41 53	200	H	San Jose St.	87 70						
				258	N	Wyoming	62 44	341	A	Air Force	69 66						
				211	A	UNLV	51 62	107	H	Fresno St.	65 54						
				165	H	New Mexico	45 64	165	A	New Mexico	51 46						
				154	A	Boise St.	63 68	41	A	Colorado St.	54 70						
				258	H	Wyoming	53 40	211	H	UNLV	41 55						

Non-Div I Games: San Diego Christian60 25

San Diego St.

■ Loss, ■ Non-Conf, S Site, H Home A Away N Neutral

San Francisco

Through Games Of March 13, 2016

Average RPI Win:	177	WON-LOST	WINNING	LAST 10	STRENGTH OF	OPP. STRENGTH	TEAM	ADJ.	CONF.	ADJ CONF.
Average RPI Loss:	94	RECORD	PCT. RANK	GAMES	SCHEDULE	OF SCHEDULE	RPI	RPI	RPI	RPI
DIV. I ONLY	19- 11	88	7- 3	71	112	72	72	8	8	
DIV. I NON-CONF.	7- 2	57	0- 0	178	217	71	71	9	9	
TOTALS	RPI 1-25	RPI 26-50	W-L RECORDS	RPI 51-100	RPI 101-150	RPI 150+				
19- 11	1- 2	0- 0	OVERALL	5- 5	2- 1	11- 3				
7- 5	0- 1	0- 0	HOME	2- 3	1- 0	4- 1				
9- 6	0- 1	0- 0	AWAY	1- 2	1- 1	7- 2				
3- 0	1- 0	0- 0	NEUTRAL	2- 0	0- 0	0- 0				
7- 2	0- 0	0- 0	NON-CONFERENCE	2- 0	1- 0	4- 2				
2- 1	0- 0	0- 0	HOME	2- 0	0- 0	0- 1				
5- 1	0- 0	0- 0	AWAY	0- 0	1- 0	4- 1				
0- 0	0- 0	0- 0	NEUTRAL	0- 0	0- 0	0- 0				
12- 9	1- 2	0- 0	CONFERENCE	3- 5	1- 1	7- 1				
5- 4	0- 1	0- 0	HOME	0- 3	1- 0	4- 0				
4- 5	0- 1	0- 0	AWAY	1- 2	0- 1	3- 1				
3- 0	1- 0	0- 0	NEUTRAL	2- 0	0- 0	0- 0				

RPI	S	Opponent	Score	RPI	S	Opponent	Score	RPI	S	Opponent	Score	RPI	S	Opponent	Score
16	A	BYU	62 65					53	A	St. Mary's (CA)	59 72	116	A	Gonzaga	47 68
16	H	BYU	57 66					53	H	St. Mary's (CA)	68 78	116	H	Gonzaga	71 52
16	N	BYU	70 68					53	N	St. Mary's (CA)	67 65	135	A	Long Beach St.	66 52
								63	A	Santa Clara	57 68	172	A	Sacramento St.	95 94
								63	H	Santa Clara	57 59	179	A	Pacific	57 70
								65	H	UC Riverside	88 76	179	H	Pacific	81 71
								82	A	San Diego	59 54	191	H	Cal Poly	61 62
								82	H	San Diego	58 67	200	A	San Jose St.	82 78
								82	N	San Diego	84 80	204	A	Utah Valley	88 94
								94	H	North Dakota	74 57	240	A	North Texas	69 61
												244	A	Loyola Marymount	75 73
												244	H	Loyola Marymount	81 72
												266	A	Pepperdine	81 74
												266	H	Pepperdine	99 75
												292	A	Portland	82 63
												292	H	Portland	90 69
												325	A	Nevada	70 62
LAST 12 Division I GAMES:															
16	N	BYU	70 68	266	H	Pepperdine	99 75								
53	N	St. Mary's (CA)	67 65	82	A	San Diego	59 54								
82	N	San Diego	84 80	16	A	BYU	62 65								
53	A	St. Mary's (CA)	59 72	63	H	Santa Clara	57 59								
179	H	Pacific	81 71	116	H	Gonzaga	71 52								
244	H	Loyola Marymount	81 72	292	H	Portland	90 69								

Non-Div I Games: Holy Names 77 31 San Fran. St. 73 45

San Francisco

Loss, Non-Conf, S Site, H Home A Away N Neutral

Average RPI Win:	254	WON-LOST	WINNING	LAST 10	STRENGTH OF	OPP. STRENGTH	TEAM	ADJ.	CONF.	ADJ CONF.
Average RPI Loss:	119	RECORD	PCT. RANK	GAMES	SCHEDULE	OF SCHEDULE	RPI	RPI	RPI	RPI
DIV. I ONLY	12- 17	223	7- 3	121	208	200	200	20	20	
DIV. I NON-CONF.	1- 9	325	0- 0	62	159	273	273	20	20	
TOTALS	RPI 1-25	RPI 26-50	W-L RECORDS	RPI 51-100	RPI 101-150	RPI 150+				
12- 17	0- 0	0- 2	OVERALL	0- 6	1- 2	11- 7				
7- 7	0- 0	0- 1	HOME	0- 3	0- 2	7- 1				
5- 9	0- 0	0- 1	AWAY	0- 3	1- 0	4- 5				
0- 1	0- 0	0- 0	NEUTRAL	0- 0	0- 0	0- 1				
1- 9	0- 0	0- 0	NON-CONFERENCE	0- 6	0- 1	1- 2				
1- 4	0- 0	0- 0	HOME	0- 3	0- 1	1- 0				
0- 5	0- 0	0- 0	AWAY	0- 3	0- 0	0- 2				
0- 0	0- 0	0- 0	NEUTRAL	0- 0	0- 0	0- 0				
11- 8	0- 0	0- 2	CONFERENCE	0- 0	1- 1	10- 5				
6- 3	0- 0	0- 1	HOME	0- 0	0- 1	6- 1				
5- 4	0- 0	0- 1	AWAY	0- 0	1- 0	4- 3				
0- 1	0- 0	0- 0	NEUTRAL	0- 0	0- 0	0- 1				

RPI S	Opponent	Score	RPI S	Opponent	Score	RPI S	Opponent	Score	RPI S	Opponent	Score	Team's RPI: 200
41	A Colorado St.	54 76	41	H Colorado St.	78 80	53	A St. Mary's (CA)	81 91	105	H Hawaii	73 76	
						62	H South Dakota	77 87	107	A Fresno St.	66 64	
						72	H San Francisco	78 82	107	H Fresno St.	54 59	
						85	A Oregon	74 104	154	A Boise St.	69 81	
						93	H New Mexico St.	66 75	154	H Boise St.	75 78	
						96	A Washington St.	80 95	165	A New Mexico	57 71	
									165	H New Mexico	59 58	
									165	N New Mexico	51 65	
									179	A Pacific	69 81	
									211	H UNLV	69 61	
									216	A CSU Bakersfield	88 90	
									234	A Utah St.	86 74	
									234	H Utah St.	83 65	
									238	A San Diego St.	70 87	
									238	H San Diego St.	78 73	
									258	A Wyoming	67 66	
									258	H Wyoming	65 51	
									325	A Nevada	76 63	
									336	H UC Irvine	79 58	
									341	A Air Force	72 49	
									341	H Air Force	81 60	
LAST 12 Division I GAMES:												
165	N New Mexico	51 65	165	H New Mexico	59 58							
154	A Boise St.	69 81	211	H UNLV	69 61							
258	H Wyoming	65 51	107	A Fresno St.	66 64							
234	H Utah St.	83 65	341	A Air Force	72 49							
238	A San Diego St.	70 87	41	H Colorado St.	78 80							
325	A Nevada	76 63	165	A New Mexico	57 71							

Non-Div I Games: Southern Ore. 92 78

San Jose St.

Santa Clara

Through Games Of March 13, 2016

Average RPI Win:	191	WON-LOST	WINNING	LAST 10	STRENGTH OF	OPP. STRENGTH	TEAM	ADJ.	CONF.	ADJ CONF.
Average RPI Loss:	49	RECORD	PCT. RANK	GAMES	SCHEDULE	OF SCHEDULE	RPI	RPI	RPI	RPI
DIV. I ONLY	21- 8	58	7- 3	131	84	63	63	8	8	
DIV. I NON-CONF.	7- 2	57	0- 0	283	44	94	94	9	9	
TOTALS	RPI 1-25	RPI 26-50	W-L RECORDS	RPI 51-100	RPI 101-150	RPI 150+				
21- 8	1- 3	0- 1	OVERALL	4- 3	3- 1	13- 0				
9- 3	0- 1	0- 0	HOME	1- 2	2- 0	6- 0				
10- 4	1- 1	0- 1	AWAY	3- 1	0- 1	6- 0				
2- 1	0- 1	0- 0	NEUTRAL	0- 0	1- 0	1- 0				
7- 2	1- 0	0- 1	NON-CONFERENCE	0- 1	1- 0	5- 0				
3- 0	0- 0	0- 0	HOME	0- 0	1- 0	2- 0				
3- 2	1- 0	0- 1	AWAY	0- 1	0- 0	2- 0				
1- 0	0- 0	0- 0	NEUTRAL	0- 0	0- 0	1- 0				
14- 6	0- 3	0- 0	CONFERENCE	4- 2	2- 1	8- 0				
6- 3	0- 1	0- 0	HOME	1- 2	1- 0	4- 0				
7- 2	0- 1	0- 0	AWAY	3- 0	0- 1	4- 0				
1- 1	0- 1	0- 0	NEUTRAL	0- 0	1- 0	0- 0				

RPI 1-25				RPI 26-50				RPI 51-100 Team's RPI: 63				RPI 101+			
RPI	S	Opponent	Score	RPI	S	Opponent	Score	RPI	S	Opponent	Score	RPI	S	Opponent	Score
9	A	Stanford	61 58	33	A	Washington	55 100	53	A	St. Mary's (CA)	73 67	116	A	Gonzaga	44 53
16	A	BYU	63 70					53	H	St. Mary's (CA)	70 78	116	H	Gonzaga	71 64
16	H	BYU	63 68					56	A	Southern California	46 81	116	N	Gonzaga	59 58
16	N	BYU	67 87					72	A	San Francisco	59 57	141	H	Texas Tech	75 70
								72	H	San Francisco	68 57	179	A	Pacific	66 60
								82	A	San Diego	61 47	179	H	Pacific	76 52
								82	H	San Diego	58 70	191	A	Cal Poly	69 63
												244	A	Loyola Marymount	57 56
												244	H	Loyola Marymount	68 41
												266	A	Pepperdine	62 60
												266	H	Pepperdine	84 50
												267	A	UC Santa Barbara	48 37
												267	H	UC Santa Barbara	66 48
												292	A	Portland	67 45
												292	H	Portland	66 47
												330	N	Evansville	62 44
												341	H	Air Force	68 34
LAST 12 Division I GAMES:															
16	N	BYU	67 87	16	A	BYU	63 70								
116	N	Gonzaga	59 58	82	A	San Diego	61 47								
179	A	Pacific	66 60	72	A	San Francisco	59 57								
53	H	St. Mary's (CA)	70 78	292	H	Portland	66 47								
266	H	Pepperdine	84 50	116	H	Gonzaga	71 64								
244	H	Loyola Marymount	68 41	72	H	San Francisco	68 57								

Non-Div I Games: Hope Int'l 78 54 Simpson (CA) 112 34

Santa Clara

Loss, Non-Conf, S Site, H Home A Away N Neutral

Average RPI Win:	292	WON-LOST	WINNING	LAST 10	STRENGTH OF	OPP. STRENGTH	TEAM	ADJ.	CONF.	ADJ CONF.
Average RPI Loss:	198	RECORD	PCT. RANK	GAMES	SCHEDULE	OF SCHEDULE	RPI	RPI	RPI	RPI
DIV. I ONLY	8- 18	274	4- 6	284	329	296	296	32	32	
DIV. I NON-CONF.	1- 8	320	0- 0	49	93	224	224	30	30	
TOTALS	RPI 1-25	RPI 26-50	W-L RECORDS	RPI 51-100	RPI 101-150	RPI 150+				
8- 18	0- 1	0- 2	OVERALL	0- 2	0- 1	8- 12				
5- 5	0- 0	0- 0	HOME	0- 1	0- 0	5- 4				
3- 12	0- 1	0- 2	AWAY	0- 1	0- 1	3- 7				
0- 1	0- 0	0- 0	NEUTRAL	0- 0	0- 0	0- 1				
1- 8	0- 1	0- 2	NON-CONFERENCE	0- 2	0- 1	1- 2				
0- 2	0- 0	0- 0	HOME	0- 1	0- 0	0- 1				
1- 6	0- 1	0- 2	AWAY	0- 1	0- 1	1- 1				
0- 0	0- 0	0- 0	NEUTRAL	0- 0	0- 0	0- 0				
7- 10	0- 0	0- 0	CONFERENCE	0- 0	0- 0	7- 10				
5- 3	0- 0	0- 0	HOME	0- 0	0- 0	5- 3				
2- 6	0- 0	0- 0	AWAY	0- 0	0- 0	2- 6				
0- 1	0- 0	0- 0	NEUTRAL	0- 0	0- 0	0- 1				

RPI 1-25				RPI 26-50				RPI 51-100				RPI 101+ Team's RPI: 296			
RPI	S	Opponent	Score	RPI	S	Opponent	Score	RPI	S	Opponent	Score	RPI	S	Opponent	Score
24	A	Mississippi St.	25 92	26	A	Florida	34 99	52	A	Rutgers	26 65	134	A	Jacksonville	52 65
				30	A	Oklahoma St.	48 76	57	H	Auburn	40 62	195	A	N.C. A&T	31 60
												195	H	N.C. A&T	59 69
												207	A	Hampton	53 65
												220	A	Alabama St.	60 49
												231	H	Coppin St.	57 55
												250	A	Bethune-Cookman	44 50
												257	H	Morgan St.	60 66
												280	H	UMES	60 42
												289	A	Florida A&M	38 59
												289	H	Florida A&M	65 46
												293	A	South Carolina St.	43 56
												293	H	South Carolina St.	62 39
												293	N	South Carolina St.	53 61
												294	H	Ga. Southern	48 64
												298	A	Jacksonville St.	35 50
												324	H	Delaware St.	59 67
												327	A	Howard	69 64
												347	A	Norfolk St.	68 53
												348	A	N.C. Central	61 65
												348	H	N.C. Central	57 39
LAST 12 Division I GAMES:															
				293	N	South Carolina St.	53 61	231	H	Coppin St.	57 55				
				289	H	Florida A&M	65 46	257	H	Morgan St.	60 66				
				348	A	N.C. Central	61 65	250	A	Bethune-Cookman	44 50				
				293	H	South Carolina St.	62 39	195	A	N.C. A&T	31 60				
				327	A	Howard	69 64	347	A	Norfolk St.	68 53				
				293	A	South Carolina St.	43 56	207	A	Hampton	53 65				

Non-Div I Games: Columbia (SC) 101 34 Allen 72 46

Savannah St.

■ Loss,
 ■ Non-Conf,
 ■ S Site,
 ■ Home
 ■ A Away
 N Neutral

Average RPI Win:	271	WON-LOST	WINNING	LAST 10	STRENGTH OF	OPP. STRENGTH	TEAM	ADJ.	CONF.	ADJ CONF.
Average RPI Loss:	166	RECORD	PCT. RANK	GAMES	SCHEDULE	OF SCHEDULE	RPI	RPI	RPI	RPI
DIV. I ONLY	8- 21	288	0- 10	197	298	272	272	28	28	
DIV. I NON-CONF.	5- 9	233	0- 0	97	306	174	174	25	25	
TOTALS	RPI 1-25	RPI 26-50	W-L RECORDS	RPI 51-100	RPI 101-150	RPI 150+				
8- 21	0- 0	0- 2	OVERALL	0- 4	0- 2	8- 13				
3- 9	0- 0	0- 0	HOME	0- 2	0- 1	3- 6				
5- 10	0- 0	0- 1	AWAY	0- 2	0- 1	5- 6				
0- 2	0- 0	0- 1	NEUTRAL	0- 0	0- 0	0- 1				
5- 9	0- 0	0- 2	NON-CONFERENCE	0- 2	0- 2	5- 3				
1- 4	0- 0	0- 0	HOME	0- 1	0- 1	1- 2				
4- 4	0- 0	0- 1	AWAY	0- 1	0- 1	4- 1				
0- 1	0- 0	0- 1	NEUTRAL	0- 0	0- 0	0- 0				
3- 12	0- 0	0- 0	CONFERENCE	0- 2	0- 0	3- 10				
2- 5	0- 0	0- 0	HOME	0- 1	0- 0	2- 4				
1- 6	0- 0	0- 0	AWAY	0- 1	0- 0	1- 5				
0- 1	0- 0	0- 0	NEUTRAL	0- 0	0- 0	0- 1				

RPI S	Opponent	Score	RPI S	Opponent	Score	RPI S	Opponent	Score	RPI S	Opponent	Score	Team's RPI: 272
33	A Washington	55 96	36	N Princeton	48 85	65	H UC Riverside	70 92	123	A Idaho	60 64	
						85	A Oregon	62 82	135	H Long Beach St.	57 69	
						93	A New Mexico St.	54 69	154	H Boise St.	66 84	
						93	H New Mexico St.	56 66	162	H Montana St.	51 80	
									167	A Idaho St.	67 83	
									173	A Montana	58 44	
									180	A UTRGV	74 71	
									180	H UTRGV	71 76	
									204	A Utah Valley	48 79	
									204	H Utah Valley	44 61	
									216	A CSU Bakersfield	68 76	
									216	H CSU Bakersfield	52 66	
									216	N CSU Bakersfield	54 62	
									232	A Grand Canyon	53 60	
									232	H Grand Canyon	54 67	
									244	A Loyola Marymount	78 69	
									301	A CSUN	62 56	
									303	H Denver	59 51	
									305	A UMKC	43 64	
									305	H UMKC	69 63	
									320	A Portland St.	85 64	
									345	A Chicago St.	49 57	
									345	H Chicago St.	59 45	
LAST 12 Division I GAMES:												
216	N	CSU Bakersfield	54	62	305	A	UMKC	43	64			
216	H	CSU Bakersfield	52	66	345	A	Chicago St.	49	57			
204	A	Utah Valley	48	79	232	H	Grand Canyon	54	67			
93	H	New Mexico St.	56	66	204	H	Utah Valley	44	61			
180	H	UTRGV	71	76	180	A	UTRGV	74	71			
232	A	Grand Canyon	53	60	93	A	New Mexico St.	54	69			

Non-Div I Games: Evergreen St. 81 38

Seattle

■ Loss,
 ■ Non-Conf,
 ■ S Site,
 ■ H Home
 ■ A Away
 N Neutral

Seton Hall

Through Games Of March 13, 2016

Average RPI Win:	139	WON-LOST	WINNING	LAST 10	STRENGTH OF	OPP. STRENGTH	TEAM	ADJ.	CONF.	ADJ CONF.
Average RPI Loss:	65	RECORD	PCT. RANK	GAMES	SCHEDULE	OF SCHEDULE	RPI	RPI	RPI	RPI
DIV. I ONLY	23- 8	51	6- 4	81	66	39	39	6	6	
DIV. I NON-CONF.	10- 1	19	0- 0	50	55	7	7	6	6	
TOTALS	RPI 1-25	RPI 26-50	W-L RECORDS	RPI 51-100	RPI 101-150	RPI 150+				
23- 8	0- 0	3- 4	OVERALL	5- 2	5- 2	10- 0				
11- 3	0- 0	1- 2	HOME	3- 0	1- 1	6- 0				
9- 4	0- 0	1- 2	AWAY	0- 2	4- 0	4- 0				
3- 1	0- 0	1- 0	NEUTRAL	2- 0	0- 1	0- 0				
10- 1	0- 0	2- 1	NON-CONFERENCE	2- 0	2- 0	4- 0				
5- 0	0- 0	1- 0	HOME	1- 0	0- 0	3- 0				
3- 1	0- 0	0- 1	AWAY	0- 0	2- 0	1- 0				
2- 0	0- 0	1- 0	NEUTRAL	1- 0	0- 0	0- 0				
13- 7	0- 0	1- 3	CONFERENCE	3- 2	3- 2	6- 0				
6- 3	0- 0	0- 2	HOME	2- 0	1- 1	3- 0				
6- 3	0- 0	1- 1	AWAY	0- 2	2- 0	3- 0				
1- 1	0- 0	0- 0	NEUTRAL	1- 0	0- 1	0- 0				

RPI 1-25				RPI 26-50				Team's RPI: 39		RPI 51-100				RPI 101+			
RPI	S	Opponent	Score	RPI	S	Opponent	Score		RPI	S	Opponent	Score	RPI	S	Opponent	Score	
				29	A	DePaul	83 74		52	H	Rutgers	77 49	101	A	Georgetown	83 75	
				29	H	DePaul	74 86		55	A	Villanova	45 55	101	H	Georgetown	65 73	
				35	A	Georgia	52 70		55	H	Villanova	60 50	115	A	Creighton	86 82	
				36	H	Princeton	71 64		91	N	UNI	57 49	115	H	Creighton	77 71	
				42	A	St. John's (NY)	69 71		99	A	Marquette	82 89	115	N	Creighton	56 77	
				42	H	St. John's (NY)	64 72		99	H	Marquette	99 68	118	A	Saint Joseph's	66 54	
				49	N	North Carolina St.	58 55		99	N	Marquette	93 86	121	A	Liberty	92 56	

Non-Div I Games:

Seton Hall

■ Loss,
 ■ Non-Conf,
 ■ S Site,
 ■ Home
 ■ A Away
 N Neutral

Average RPI Win: 264	WON-LOST	WINNING	LAST 10	STRENGTH OF	OPP. STRENGTH	TEAM	ADJ.	CONF.	ADJ CONF.
Average RPI Loss: 166	RECORD	PCT. RANK	GAMES	SCHEDULE	OF SCHEDULE	RPI	RPI	RPI	RPI
DIV. I ONLY	14- 18	207	2- 8	236	266	230	230	23	23
DIV. I NON-CONF.	3- 7	248	0- 0	144	312	212	212	22	22
TOTALS	RPI 1-25	RPI 26-50	W-L RECORDS	RPI 51-100	RPI 101-150	RPI 150+			
14- 18	0- 0	0- 2	OVERALL	0- 2	0- 4	14- 10			
7- 7	0- 0	0- 1	HOME	0- 1	0- 2	7- 3			
6- 10	0- 0	0- 1	AWAY	0- 1	0- 2	6- 6			
1- 1	0- 0	0- 0	NEUTRAL	0- 0	0- 0	1- 1			
3- 7	0- 0	0- 2	NON-CONFERENCE	0- 0	0- 1	3- 4			
0- 2	0- 0	0- 1	HOME	0- 0	0- 0	0- 1			
2- 4	0- 0	0- 1	AWAY	0- 0	0- 1	2- 2			
1- 1	0- 0	0- 0	NEUTRAL	0- 0	0- 0	1- 1			
11- 11	0- 0	0- 0	CONFERENCE	0- 2	0- 3	11- 6			
7- 5	0- 0	0- 0	HOME	0- 1	0- 2	7- 2			
4- 6	0- 0	0- 0	AWAY	0- 1	0- 1	4- 4			
0- 0	0- 0	0- 0	NEUTRAL	0- 0	0- 0	0- 0			

RPI S	Opponent	Score	RPI S	Opponent	Score	RPI S	Opponent	Score	RPI S	Opponent	Score	Team's RPI: 230
34	A St. Bonaventure	40 57	87	A Quinnipiac	52 94	103	A Iona	51 63				
44	H Albany (NY)	42 61	87	H Quinnipiac	59 69	103	H Iona	47 64				
						103	H Iona	51 64				
						140	A Southern Ill.	54 73				
						151	H Northeastern	67 70				
						161	A Marist	37 66				
						161	H Marist	60 56				
						199	A Fairfield	55 67				
						199	H Fairfield	51 71				
						220	N Alabama St.	53 57				
						227	A Canisius	58 52				
						227	H Canisius	61 57				
						235	A New Hampshire	57 53				
						236	A Navy	58 59				
						245	A Monmouth	69 63				
						245	H Monmouth	64 54				
						248	A Manhattan	49 56				
						248	H Manhattan	60 59				
						257	N Morgan St.	69 46				
						284	A Rider	58 70				
						284	H Rider	79 76				
						284	H Rider	66 45				
						291	A Niagara	59 51				
						291	H Niagara	45 54				
						295	A Colgate	50 52				
						313	A Fairleigh Dickinson	81 65				
LAST 12 Division I GAMES:												
103	H Iona	47 64	248	A Manhattan	49 56							
284	H Rider	79 76	103	H Iona	51 64							
291	H Niagara	45 54	199	A Fairfield	55 67							
161	H Marist	60 56	87	H Quinnipiac	59 69							
103	A Iona	51 63	338	A Saint Peter's	64 55							
199	H Fairfield	51 71	161	A Marist	37 66							

Non-Div I Games:

Siena

■ Loss,
 ■ Non-Conf,
 ■ S Site,
 ■ H Home
 ■ A Away
 N Neutral

S
i
e
n
a

RPI S Siena
Opponent Score

Through Games Of March 13, 2016

RPI	S	Opponent	Score	
338	A	Saint Peter's	64	55
338	H	Saint Peter's	59	58

S
i
e
n
a

Siena

Average RPI Win:	219	WON-LOST	WINNING	LAST 10	STRENGTH OF	OPP. STRENGTH	TEAM	ADJ.	CONF.	ADJ CONF.
Average RPI Loss:	154	RECORD	PCT. RANK	GAMES	SCHEDULE	OF SCHEDULE	RPI	RPI	RPI	RPI
DIV. I ONLY	13- 15	192	6- 4	180	204	193	193	15	15	
DIV. I NON-CONF.	2- 5	253	0- 0	157	233	219	219	14	14	
TOTALS	RPI 1-25	RPI 26-50	W-L RECORDS	RPI 51-100	RPI 101-150	RPI 150+				
13- 15	0- 0	0- 3	OVERALL	0- 0	3- 5	10- 7				
6- 7	0- 0	0- 2	HOME	0- 0	2- 1	4- 4				
7- 7	0- 0	0- 1	AWAY	0- 0	1- 2	6- 3				
0- 1	0- 0	0- 0	NEUTRAL	0- 0	0- 1	0- 0				
2- 5	0- 0	0- 1	NON-CONFERENCE	0- 0	0- 1	2- 3				
0- 3	0- 0	0- 1	HOME	0- 0	0- 0	0- 2				
2- 2	0- 0	0- 0	AWAY	0- 0	0- 1	2- 1				
0- 0	0- 0	0- 0	NEUTRAL	0- 0	0- 0	0- 0				
11- 10	0- 0	0- 2	CONFERENCE	0- 0	3- 4	8- 4				
6- 4	0- 0	0- 1	HOME	0- 0	2- 1	4- 2				
5- 5	0- 0	0- 1	AWAY	0- 0	1- 2	4- 2				
0- 1	0- 0	0- 0	NEUTRAL	0- 0	0- 1	0- 0				

RPI S	Opponent	Score	RPI S	Opponent	Score	RPI S	Opponent	Score	RPI S	Opponent	Score	Team's RPI: 193
26	H Florida	60 72	43	A Arkansas St.	51 58	102	A Little Rock	43 74	102	H Little Rock	34 47	
43	H Arkansas St.	53 66				119	A Troy	75 71	119	H Troy	65 63	
						119	N Troy	49 62	137	A La.-Lafayette	50 69	
						137	H La.-Lafayette	68 59	147	A Southern U.	45 50	
						155	H UAB	39 53	156	A UT Arlington	49 53	
						156	H UT Arlington	59 55	188	A Southern Miss.	51 71	
						220	A Alabama St.	47 43	232	A Grand Canyon	59 56	
						246	A Texas St.	70 56	246	H Texas St.	71 73	
						259	A Appalachian St.	68 54	259	H Appalachian St.	71 55	
						270	A La.-Monroe	63 57	270	H La.-Monroe	54 67	
						271	A Georgia St.	60 52	271	H Georgia St.	83 45	
						275	H UCF	36 77	294	A Ga. Southern	43 57	
						294	H Ga. Southern	48 45				
LAST 12 Division I GAMES:												
119	N Troy	49 62	119	H Troy	65 63							
246	A Texas St.	70 56	294	H Ga. Southern	48 45							
156	A UT Arlington	49 53	271	H Georgia St.	83 45							
137	H La.-Lafayette	68 59	102	A Little Rock	43 74							
270	H La.-Monroe	54 67	43	A Arkansas St.	51 58							
259	A Appalachian St.	68 54	259	H Appalachian St.	71 55							

Non-Div I Games: Spring Hill 64 49 William Carey 66 30

South Ala.

Loss, Non-Conf, S Site, H Home A Away N Neutral

South Carolina

Through Games Of March 13, 2016

Average RPI Win:	95	WON-LOST	WINNING	LAST 10	STRENGTH OF	OPP. STRENGTH	TEAM	ADJ.	CONF.	ADJ CONF.
Average RPI Loss:	3	RECORD	PCT. RANK	GAMES	SCHEDULE	OF SCHEDULE	RPI	RPI	RPI	RPI
DIV. I ONLY	31- 1	3	9- 1	9	4	4	4	2	2	
DIV. I NON-CONF.	12- 1	9	0- 1	86	9	13	13	2	2	
TOTALS	RPI 1-25	RPI 26-50	W-L RECORDS	RPI 51-100	RPI 101-150	RPI 150+				
31- 1	10- 1	5- 0	OVERALL	4- 0	4- 0	8- 0				
14- 1	3- 1	4- 0	HOME	1- 0	2- 0	4- 0				
11- 0	4- 0	1- 0	AWAY	2- 0	1- 0	3- 0				
6- 0	3- 0	0- 0	NEUTRAL	1- 0	1- 0	1- 0				
12- 1	3- 1	1- 0	NON-CONFERENCE	1- 0	2- 0	5- 0				
6- 1	1- 1	1- 0	HOME	1- 0	0- 0	3- 0				
3- 0	1- 0	0- 0	AWAY	0- 0	1- 0	1- 0				
3- 0	1- 0	0- 0	NEUTRAL	0- 0	1- 0	1- 0				
19- 0	7- 0	4- 0	CONFERENCE	3- 0	2- 0	3- 0				
8- 0	2- 0	3- 0	HOME	0- 0	2- 0	1- 0				
8- 0	3- 0	1- 0	AWAY	2- 0	0- 0	2- 0				
3- 0	2- 0	0- 0	NEUTRAL	1- 0	0- 0	0- 0				

RPI	S	Opponent	Score	RPI	S	Opponent	Score	RPI	S	Opponent	Score	RPI	S	Opponent	Score
3	H	UConn	54 66	26	H	Florida	86 71	57	A	Auburn	74 58	105	A	Hawaii	67 51
6	H	Ohio St.	88 80	28	A	Tennessee	62 56	57	N	Auburn	57 48	125	H	LSU	75 39
10	A	UCLA	68 65	35	H	Georgia	61 51	73	A	Vanderbilt	71 61	142	H	Arkansas	85 32
11	N	Arizona St.	60 58	45	H	Missouri	83 58	92	H	Elon	78 63	148	N	East Carolina	88 57
13	A	Kentucky	73 62	47	H	Duke	66 55					160	A	Alabama	66 46
13	H	Kentucky	78 68									175	A	Ole Miss	66 45
13	N	Kentucky	93 63									175	H	Ole Miss	81 62
19	A	Texas A&M	70 63									207	H	Hampton	86 48
19	H	Texas A&M	59 58									216	N	CSU Bakersfield	90 71
24	A	Mississippi St.	57 51									252	A	Clemson	67 41
24	N	Mississippi St.	66 52									311	H	UNCG	92 44
												328	H	Winthrop	86 37
LAST 12 Division I GAMES:															
		24	N	Mississippi St.	66	52			35	H	Georgia	61	51		
		13	N	Kentucky	93	63			28	A	Tennessee	62	56		
		57	N	Auburn	57	48			26	H	Florida	86	71		
		125	H	LSU	75	39			3	H	UConn	54	66		
		175	A	Ole Miss	66	45			13	H	Kentucky	78	68		
		160	A	Alabama	66	46			19	A	Texas A&M	70	63		

Non-Div I Games:

South Carolina

Loss, Non-Conf, S Site, H Home A Away N Neutral

Average RPI Win:	304	WON-LOST	WINNING	LAST 10	STRENGTH OF	OPP. STRENGTH	TEAM	ADJ.	CONF.	ADJ CONF.
Average RPI Loss:	226	RECORD	PCT. RANK	GAMES	SCHEDULE	OF SCHEDULE	RPI	RPI	RPI	RPI
DIV. I ONLY	11- 16	227	5- 5	343	339	293	293	32	32	
DIV. I NON-CONF.	2- 6	272	0- 0	298	241	285	285	30	30	
TOTALS	RPI 1-25	RPI 26-50	W-L RECORDS	RPI 51-100	RPI 101-150	RPI 150+				
11- 16	0- 0	0- 0	OVERALL	0- 1	0- 1	11- 14				
5- 4	0- 0	0- 0	HOME	0- 0	0- 0	5- 4				
4- 10	0- 0	0- 0	AWAY	0- 0	0- 1	4- 9				
2- 2	0- 0	0- 0	NEUTRAL	0- 1	0- 0	2- 1				
2- 6	0- 0	0- 0	NON-CONFERENCE	0- 1	0- 1	2- 4				
1- 0	0- 0	0- 0	HOME	0- 0	0- 0	1- 0				
1- 5	0- 0	0- 0	AWAY	0- 0	0- 1	1- 4				
0- 1	0- 0	0- 0	NEUTRAL	0- 1	0- 0	0- 0				
9- 10	0- 0	0- 0	CONFERENCE	0- 0	0- 0	9- 10				
4- 4	0- 0	0- 0	HOME	0- 0	0- 0	4- 4				
3- 5	0- 0	0- 0	AWAY	0- 0	0- 0	3- 5				
2- 1	0- 0	0- 0	NEUTRAL	0- 0	0- 0	2- 1				

RPI 1-25			RPI 26-50			RPI 51-100			RPI 101+			Team's RPI: 293		
RPI	S	Opponent	Score	RPI	S	Opponent	Score	RPI	S	Opponent	Score			
								90	N	Central Ark.	38	51		
										134	A	Jacksonville	47	79
										155	A	UAB	38	71
										189	A	Davidson	51	63
										195	H	N.C. A&T	54	57
										207	A	Hampton	50	63
										218	A	Furman	46	59
										231	H	Coppin St.	67	63
										231	N	Coppin St.	62	81
										250	A	Bethune-Cookman	50	65
										250	H	Bethune-Cookman	46	64
										250	N	Bethune-Cookman	56	48
										252	A	Clemson	54	63
										257	H	Morgan St.	56	62
										280	A	UMES	55	61
										280	H	UMES	56	63
										289	A	Florida A&M	68	62
										296	A	Savannah St.	39	62
										296	H	Savannah St.	56	43
										296	N	Savannah St.	61	53
										306	H	Wofford	60	47
										324	A	Delaware St.	61	79
										324	H	Delaware St.	61	48
										326	A	North Florida	53	48
										327	A	Howard	65	63
										347	A	Norfolk St.	60	52
										348	H	N.C. Central	58	51
LAST 12 Division I GAMES:														
				231	N	Coppin St.	62	81		280	A	UMES	55	61
				250	N	Bethune-Cookman	56	48		296	H	Savannah St.	56	43
				296	N	Savannah St.	61	53		257	H	Morgan St.	56	62
				250	H	Bethune-Cookman	46	64		231	H	Coppin St.	67	63
				296	A	Savannah St.	39	62		324	A	Delaware St.	61	79
				327	A	Howard	65	63		207	A	Hampton	50	63

Non-Div I Games: Morris 90 39 Southern Wesleyan 75 52

South Carolina St.

■ Loss,
 ■ Non-Conf,
 ■ S Site,
 ■ Home
 ■ A Away
 N Neutral

South Dakota

Through Games Of March 13, 2016

Average RPI Win:	210	WON-LOST	WINNING	LAST 10	STRENGTH OF	OPP. STRENGTH	TEAM	ADJ.	CONF.	ADJ CONF.
Average RPI Loss:	76	RECORD	PCT. RANK	GAMES	SCHEDULE	OF SCHEDULE	RPI	RPI	RPI	RPI
DIV. I ONLY	25- 6	24	9- 1	222	129	62	62	18	18	
DIV. I NON-CONF.	8- 4	99	0- 0	185	15	90	90	18	18	
TOTALS	RPI 1-25	RPI 26-50	W-L RECORDS	RPI 51-100	RPI 101-150	RPI 150+				
25- 6	0- 0	2- 3	OVERALL	2- 2	5- 1	16- 0				
11- 1	0- 0	1- 1	HOME	1- 0	3- 0	6- 0				
11- 4	0- 0	1- 1	AWAY	1- 2	1- 1	8- 0				
3- 1	0- 0	0- 1	NEUTRAL	0- 0	1- 0	2- 0				
8- 4	0- 0	0- 2	NON-CONFERENCE	2- 2	1- 0	5- 0				
3- 1	0- 0	0- 1	HOME	1- 0	1- 0	1- 0				
4- 3	0- 0	0- 1	AWAY	1- 2	0- 0	3- 0				
1- 0	0- 0	0- 0	NEUTRAL	0- 0	0- 0	1- 0				
17- 2	0- 0	2- 1	CONFERENCE	0- 0	4- 1	11- 0				
8- 0	0- 0	1- 0	HOME	0- 0	2- 0	5- 0				
7- 1	0- 0	1- 0	AWAY	0- 0	1- 1	5- 0				
2- 1	0- 0	0- 1	NEUTRAL	0- 0	1- 0	1- 0				

RPI 1-25			RPI 26-50			RPI 51-100			Team's RPI: 62			RPI 101+			
RPI	S	Opponent	Score	RPI	S	Opponent	Score	RPI	S	Opponent	Score	RPI	S	Opponent	Score
				33	H	Washington	64 77	88	A	Utah	59 66	110	H	Drake	92 87
				48	A	Kansas St.	81 84	91	A	UNI	43 64	132	A	IUPUI	74 63
				50	A	South Dakota St.	63 58	94	A	North Dakota	73 70	132	H	IUPUI	65 59
				50	H	South Dakota St.	80 75	99	H	Marquette	97 69	143	A	Oral Roberts	56 60
				50	N	South Dakota St.	55 61					143	H	Oral Roberts	71 48
												143	N	Oral Roberts	78 61
												181	A	Fla. Atlantic	76 53
												184	A	Illinois	85 76
												200	A	San Jose St.	87 77
												241	A	Omaha	70 55
												241	H	Omaha	82 76
												242	A	Western Ill.	102 77
												242	H	Western Ill.	86 50
												259	N	Appalachian St.	87 60
												303	A	Denver	79 33
												303	H	Denver	85 60
												303	N	Denver	73 54
												315	A	IPFW	90 63
												315	H	IPFW	92 60
												320	H	Portland St.	103 61
												323	A	North Dakota St.	96 94
												323	H	North Dakota St.	80 54
LAST 12 Division I GAMES:															
				50	N	South Dakota St.	55 61	242	H	Western Ill.	86 50				
				143	N	Oral Roberts	78 61	143	H	Oral Roberts	71 48				
				303	N	Denver	73 54	241	A	Omaha	70 55				
				132	A	IUPUI	74 63	303	A	Denver	79 33				
				315	A	IPFW	90 63	323	H	North Dakota St.	80 54				
				50	H	South Dakota St.	80 75	242	A	Western Ill.	102 77				

Non-Div I Games: Dakota Wesleyan 94 54

South Dakota

Loss, Non-Conf, S Site, H Home A Away N Neutral

Average RPI Win:	209	WON-LOST	WINNING	LAST 10	STRENGTH OF	OPP. STRENGTH	TEAM	ADJ.	CONF.	ADJ CONF.
Average RPI Loss:	48	RECORD	PCT. RANK	GAMES	SCHEDULE	OF SCHEDULE	RPI	RPI	RPI	RPI
DIV. I ONLY	26- 6	22	8- 2	145	138	50	50	18	18	
DIV. I NON-CONF.	10- 3	61	0- 0	41	12	28	28	18	18	
TOTALS	RPI 1-25	RPI 26-50	W-L RECORDS	RPI 51-100	RPI 101-150	RPI 150+				
26- 6	0- 3	1- 0	OVERALL	2- 2	7- 1	16- 0				
13- 2	0- 1	1- 0	HOME	1- 1	3- 0	8- 0				
8- 3	0- 1	0- 0	AWAY	0- 1	2- 1	6- 0				
5- 1	0- 1	0- 0	NEUTRAL	1- 0	2- 0	2- 0				
10- 3	0- 3	1- 0	NON-CONFERENCE	1- 0	4- 0	4- 0				
6- 1	0- 1	1- 0	HOME	1- 0	1- 0	3- 0				
2- 1	0- 1	0- 0	AWAY	0- 0	1- 0	1- 0				
2- 1	0- 1	0- 0	NEUTRAL	0- 0	2- 0	0- 0				
16- 3	0- 0	0- 0	CONFERENCE	1- 2	3- 1	12- 0				
7- 1	0- 0	0- 0	HOME	0- 1	2- 0	5- 0				
6- 2	0- 0	0- 0	AWAY	0- 1	1- 1	5- 0				
3- 0	0- 0	0- 0	NEUTRAL	1- 0	0- 0	2- 0				

RPI 1-25				RPI 26-50				Team's RPI: 50				RPI 51-100				RPI 101+			
RPI	S	Opponent	Score	RPI	S	Opponent	Score	RPI	S	Opponent	Score	RPI	S	Opponent	Score	RPI	S	Opponent	Score
1	H	Notre Dame	64 75	29	H	DePaul	88 79	62	A	South Dakota	75 80	115	A	Creighton	53 51				
8	N	Maryland	55 62					62	H	South Dakota	58 63	129	N	Old Dominion	71 39				
20	A	Green Bay	57 58					62	N	South Dakota	61 55	131	N	Pittsburgh	55 54				
								91	H	UNI	89 86	132	A	IUPUI	60 63				
												132	H	IUPUI	68 66				
												142	H	Arkansas	76 69				
												143	A	Oral Roberts	68 50				
												143	H	Oral Roberts	60 48				
												161	H	Marist	77 68				
												185	H	Northern Colo.	66 62				
												241	A	Omaha	65 47				
												241	H	Omaha	68 58				
												241	N	Omaha	76 60				
												242	A	Western Ill.	66 65				
												242	H	Western Ill.	85 63				
												255	A	Bowling Green	58 45				
												303	A	Denver	76 39				
												303	H	Denver	80 52				
												315	A	IPFW	61 42				
												315	H	IPFW	92 64				
												315	N	IPFW	80 60				
												320	H	Portland St.	74 65				
												323	A	North Dakota St.	81 63				
												323	H	North Dakota St.	81 47				
LAST 12 Division I GAMES:																			
		62	N	South Dakota	61	55				303	H	Denver	80	52					
		241	N	Omaha	76	60				315	H	IPFW	92	64					
		315	N	IPFW	80	60				143	H	Oral Roberts	60	48					
		242	A	Western Ill.	66	65				323	H	North Dakota St.	81	47					
		132	A	IUPUI	60	63				241	A	Omaha	65	47					
		62	A	South Dakota	75	80				143	A	Oral Roberts	68	50					

Non-Div I Games:

South Dakota St.

■ Loss,
 ■ Non-Conf, S Site,
 ■ Home
 ■ Away
 N Neutral

Team RPI				Through Games Of March 15, 1918						
Average RPI Win:	152	WON-LOST	WINNING	LAST 10	STRENGTH OF	OPP. STRENGTH	TEAM	ADJ.	CONF.	ADJ CONF.
Average RPI Loss:	30	RECORD	PCT. RANK	GAMES	SCHEDULE	OF SCHEDULE	RPI	RPI	RPI	RPI
DIV. I ONLY	23- 9	59	7- 3	23	64	21	21	9	9	
DIV. I NON-CONF.	7- 4	110	0- 1	6	6	20	20	7	7	

TOTALS	RPI 1-25	RPI 26-50		W-L RECORDS		RPI 51-100	RPI 101-150	RPI 150+		
23- 9	0- 6	2- 1		OVERALL		6- 1	5- 1	10- 0		
15- 1	0- 1	2- 0		HOME		4- 0	4- 0	5- 0		
6- 6	0- 1	0- 0		AWAY		1- 1	1- 0	4- 0		
2- 2	0- 2	0- 0		NEUTRAL		1- 0	0- 0	1- 0		
7- 4	0- 3	2- 1		NON-CONFERENCE		2- 0	2- 0	1- 0		
7- 0	0- 0	2- 0		HOME		2- 0	2- 0	1- 0		
0- 3	0- 2	0- 1		AWAY		0- 0	0- 0	0- 0		
0- 1	0- 1	0- 0		NEUTRAL		0- 0	0- 0	0- 0		
16- 5	0- 3	0- 0		CONFERENCE		4- 1	3- 1	9- 0		
8- 1	0- 1	0- 0		HOME		2- 0	2- 0	4- 0		
6- 3	0- 1	0- 0		AWAY		1- 1	1- 1	4- 0		
2- 1	0- 1	0- 0		NEUTRAL		1- 0	0- 0	1- 0		

RPI	S	Opponent	Score	RPI	S	Opponent	Score	RPI	S	Opponent	Score	RPI	S	Opponent	Score
2	A	Baylor	63 66	30	H	Oklahoma St.	68 46	69	A	Temple	66 68	113	A	Memphis	87 88
3	A	UConn	59 79	40	H	Chattanooga	61 33	69	H	Temple	76 62	113	H	Memphis	97 82
3	H	UConn	59 75	42	A	St. John's (NY)	70 74	69	N	Temple	64 46	134	H	Jacksonville	74 52
3	N	UConn	51 77					74	A	Tulane	71 67	138	H	Penn St.	101 79
14	A	Louisville	50 67					74	H	Tulane	77 65	148	A	East Carolina	61 59
24	N	Mississippi St.	58 68					80	H	Drexel	73 58	148	H	East Carolina	75 54
								97	H	Harvard	86 59	183	H	Butler	87 77
												194	A	Tulsa	72 66
												196	A	SMU	66 48
												196	H	SMU	83 56
												196	N	SMU	73 60
												243	A	Cincinnati	78 51
												243	H	Cincinnati	82 49
												275	A	UCF	88 49
												275	H	UCF	108 63
												285	H	Houston	73 49
LAST 12 Division I GAMES:															
		3 N UConn	51 77			113 H Memphis	97 82								
		69 N Temple	64 46			14 A Louisville	50 67								
		196 N SMU	73 60			243 A Cincinnati	78 51								
		3 A UConn	59 79			74 H Tulane	77 65								
		69 H Temple	76 62			69 A Temple	66 68								
		194 A Tulsa	72 66			243 H Cincinnati	82 49								

Non-Div I Games:

South Fla.

■ Loss,
 ■ Non-Conf,
 ■ S Site,
 ■ Home
 ■ A Away
 N Neutral

Average RPI Win:	278	WON-LOST	WINNING	LAST 10	STRENGTH OF	OPP. STRENGTH	TEAM	ADJ.	CONF.	ADJ CONF.
Average RPI Loss:	151	RECORD	PCT. RANK	GAMES	SCHEDULE	OF SCHEDULE	RPI	RPI	RPI	RPI
DIV. I ONLY	13- 15	192	3- 7	278	292	233	233	24	24	
DIV. I NON-CONF.	5- 6	180	0- 0	168	327	171	171	24	24	
TOTALS	RPI 1-25	RPI 26-50	W-L RECORDS	RPI 51-100	RPI 101-150	RPI 150+				
13- 15	0- 0	0- 1	OVERALL	1- 3	0- 6	12- 5				
7- 4	0- 0	0- 0	HOME	1- 1	0- 3	6- 0				
6- 8	0- 0	0- 1	AWAY	0- 1	0- 2	6- 4				
0- 3	0- 0	0- 0	NEUTRAL	0- 1	0- 1	0- 1				
5- 6	0- 0	0- 1	NON-CONFERENCE	0- 3	0- 1	5- 1				
1- 2	0- 0	0- 0	HOME	0- 1	0- 1	1- 0				
4- 2	0- 0	0- 1	AWAY	0- 1	0- 0	4- 0				
0- 2	0- 0	0- 0	NEUTRAL	0- 1	0- 0	0- 1				
8- 9	0- 0	0- 0	CONFERENCE	1- 0	0- 5	7- 4				
6- 2	0- 0	0- 0	HOME	1- 0	0- 2	5- 0				
2- 6	0- 0	0- 0	AWAY	0- 0	0- 2	2- 4				
0- 1	0- 0	0- 0	NEUTRAL	0- 0	0- 1	0- 0				

RPI S	Opponent	Score	RPI S	Opponent	Score	RPI S	Opponent	Score	RPI S	Opponent	Score	Team's RPI: 233
			45 A	Missouri	32 74	54 A	Saint Louis	52 67	108 A	UT Martin	65 95	
						65 N	UC Riverside	67 85	108 H	UT Martin	74 84	
						77 H	Belmont	81 74	140 H	Southern Ill.	72 87	
						90 H	Central Ark.	54 63	149 A	SIUE	73 80	
									149 H	SIUE	75 89	
									149 N	SIUE	76 80	
									167 N	Idaho St.	64 65	
									178 A	Eastern Ky.	55 56	
									242 A	Western Ill.	89 84	
									256 H	Tennessee St.	75 65	
									260 A	Murray St.	61 80	
									260 H	Murray St.	96 59	
									269 A	Austin Peay	71 74	
									269 H	Austin Peay	71 69	
									279 A	Tennessee Tech	60 57	
									298 H	Jacksonville St.	61 47	
									302 A	Wichita St.	66 62	
									305 H	UMKC	78 65	
									307 A	Morehead St.	89 79	
									334 A	Lipscomb	84 69	
									340 A	Eastern Ill.	59 64	
									340 H	Eastern Ill.	82 52	
									346 A	Alabama A&M	69 58	
LAST 12 Division I GAMES:												
			149 N	SIUE	76 80	340 A	Eastern Ill.	59 64				
			269 A	Austin Peay	71 74	260 H	Murray St.	96 59				
			149 H	SIUE	75 89	269 H	Austin Peay	71 69				
			340 H	Eastern Ill.	82 52	108 H	UT Martin	74 84				
			260 A	Murray St.	61 80	149 A	SIUE	73 80				
			108 A	UT Martin	65 95	279 A	Tennessee Tech	60 57				

Non-Div I Games: Harris-Stowe 78 66 William Woods 94 58

Southeast Mo. St.

Loss, Non-Conf, S Site, H Home A Away N Neutral

Average RPI Win:	273	WON-LOST	WINNING	LAST 10	STRENGTH OF	OPP. STRENGTH	TEAM	ADJ.	CONF.	ADJ CONF.
Average RPI Loss:	175	RECORD	PCT. RANK	GAMES	SCHEDULE	OF SCHEDULE	RPI	RPI	RPI	RPI
DIV. I ONLY	4- 25	329	1- 9	162	273	317	317	27	27	
DIV. I NON-CONF.	1- 10	330	0- 0	130	162	278	278	26	26	
TOTALS	RPI 1-25	RPI 26-50	W-L RECORDS	RPI 51-100	RPI 101-150	RPI 150+				
4- 25	0- 1	0- 0	OVERALL	0- 7	0- 7	4- 10				
3- 10	0- 0	0- 0	HOME	0- 3	0- 3	3- 4				
1- 15	0- 1	0- 0	AWAY	0- 4	0- 4	1- 6				
0- 0	0- 0	0- 0	NEUTRAL	0- 0	0- 0	0- 0				
1- 10	0- 1	0- 0	NON-CONFERENCE	0- 3	0- 3	1- 3				
0- 4	0- 0	0- 0	HOME	0- 1	0- 1	0- 2				
1- 6	0- 1	0- 0	AWAY	0- 2	0- 2	1- 1				
0- 0	0- 0	0- 0	NEUTRAL	0- 0	0- 0	0- 0				
3- 15	0- 0	0- 0	CONFERENCE	0- 4	0- 4	3- 7				
3- 6	0- 0	0- 0	HOME	0- 2	0- 2	3- 2				
0- 9	0- 0	0- 0	AWAY	0- 2	0- 2	0- 5				
0- 0	0- 0	0- 0	NEUTRAL	0- 0	0- 0	0- 0				

RPI	S	Opponent	Score	RPI	S	Opponent	Score	RPI	S	Opponent	Score	RPI	S	Opponent	Score	Team's RPI: 317
24	A	Mississippi St.	41 81					57	H	Auburn	68 80	119	H	Troy	90 100	
								70	A	Georgia Tech	49 102	133	A	Northwestern St.	62 82	
								76	A	Abilene Christian	70 72	133	H	Northwestern St.	58 73	
								76	H	Abilene Christian	72 88	141	A	Texas Tech	51 113	
								90	A	Central Ark.	58 80	142	A	Arkansas	53 97	
								90	H	Central Ark.	60 64	145	A	McNeese St.	79 96	
								100	A	Wright St.	72 106	145	H	McNeese St.	74 83	
												168	A	Xavier	27 67	
												205	A	Sam Houston St.	56 80	
												210	H	SFA	65 56	
												261	A	Houston Baptist	56 64	
												270	H	La.-Monroe	84 88	
												282	H	Lamar	73 66	
												289	A	Florida A&M	62 57	
												308	H	Jackson St.	72 79	
												310	A	Nicholls St.	52 70	
												310	H	Nicholls St.	78 68	
												312	A	A&M-Corpus Christi	67 69	
												331	H	Incarinate Word	66 70	
												332	A	New Orleans	55 57	
												332	H	New Orleans	51 62	
LAST 12 Division I GAMES:																
310	A	Nicholls St.	52 70	310	H	Nicholls St.	78 68									
332	A	New Orleans	55 57	145	H	McNeese St.	74 83									
90	H	Central Ark.	60 64	76	H	Abilene Christian	72 88									
133	H	Northwestern St.	58 73	90	A	Central Ark.	58 80									
76	A	Abilene Christian	70 72	133	A	Northwestern St.	62 82									
332	H	New Orleans	51 62	145	A	McNeese St.	79 96									

Non-Div I Games:

Southeastern La.

■ Loss,
 ■ Non-Conf, S Site,
 ■ Home
 ■ Away
 N Neutral

Southern California

Through Games Of March 13, 2016

Average RPI Win:	137	WON-LOST	WINNING	LAST 10	STRENGTH OF	OPP. STRENGTH	TEAM	ADJ.	CONF.	ADJ CONF.
Average RPI Loss:	49	RECORD	PCT. RANK	GAMES	SCHEDULE	OF SCHEDULE	RPI	RPI	RPI	RPI
DIV. I ONLY	18- 13	127	3- 7	10	55	56	56	1	1	
DIV. I NON-CONF.	11- 0	1	0- 0	52	322	6	6	1	1	
TOTALS	RPI 1-25	RPI 26-50	W-L RECORDS	RPI 51-100	RPI 101-150	RPI 150+				
18- 13	2- 7	1- 2	OVERALL	6- 2	4- 1	5- 1				
11- 5	1- 3	1- 1	HOME	4- 0	1- 1	4- 0				
3- 7	0- 3	0- 1	AWAY	1- 2	2- 0	0- 1				
4- 1	1- 1	0- 0	NEUTRAL	1- 0	1- 0	1- 0				
11- 0	1- 0	1- 0	NON-CONFERENCE	1- 0	3- 0	5- 0				
7- 0	0- 0	1- 0	HOME	1- 0	1- 0	4- 0				
1- 0	0- 0	0- 0	AWAY	0- 0	1- 0	0- 0				
3- 0	1- 0	0- 0	NEUTRAL	0- 0	1- 0	1- 0				
7- 13	1- 7	0- 2	CONFERENCE	5- 2	1- 1	0- 1				
4- 5	1- 3	0- 1	HOME	3- 0	0- 1	0- 0				
2- 7	0- 3	0- 1	AWAY	1- 2	1- 0	0- 1				
1- 1	0- 1	0- 0	NEUTRAL	1- 0	0- 0	0- 0				

RPI 1-25				RPI 26-50				RPI 51-100				RPI 101+			
RPI	S	Opponent	Score	RPI	S	Opponent	Score	RPI	S	Opponent	Score	RPI	S	Opponent	Score
5	A	Oregon St.	52 76	33	A	Washington	60 69	63	H	Santa Clara	81 46	103	N	Iona	76 56
5	H	Oregon St.	49 57	33	H	Washington	53 61	84	H	California	61 47	116	A	Gonzaga	60 56
5	N	Oregon St.	53 63	44	H	Albany (NY)	68 67	85	A	Oregon	60 69	127	A	Arizona	67 57
9	H	Stanford	47 57					85	H	Oregon	74 67	127	H	Arizona	56 63
10	A	UCLA	73 78					88	A	Utah	70 59	135	H	Long Beach St.	69 43
10	H	UCLA	71 68					96	A	Washington St.	61 73	202	A	Colorado	63 66
11	A	Arizona St.	68 69					96	H	Washington St.	64 62	211	H	UNLV	73 42
11	H	Arizona St.	45 50					96	N	Washington St.	77 73	232	N	Grand Canyon	75 44
22	N	West Virginia	78 67									289	H	Florida A&M	88 45
												333	H	Southern Utah	71 32
												336	H	UC Irvine	75 56
LAST 12 Division I GAMES:															
		5 N Oregon St.	53 63			96 H Washington St.	64 62								
		96 N Washington St.	77 73			33 H Washington	53 61								
		127 H Arizona	56 63			11 A Arizona St.	68 69								
		11 H Arizona St.	45 50			127 A Arizona	67 57								
		85 A Oregon	60 69			202 A Colorado	63 66								
		5 A Oregon St.	52 76			88 A Utah	70 59								

Non-Div I Games: Hope Int'l 92 43

Southern California

Loss, Non-Conf, S Site, H Home A Away N Neutral

Average RPI Win: 233	WON-LOST	WINNING	LAST 10	STRENGTH OF	OPP. STRENGTH	TEAM	ADJ.	CONF.	ADJ CONF.
Average RPI Loss: 132	RECORD	PCT. RANK	GAMES	SCHEDULE	OF SCHEDULE	RPI	RPI	RPI	RPI
DIV. I ONLY	20- 12	97	7- 3	207	220	140	140	21	21
DIV. I NON-CONF.	7- 5	135	0- 0	131	242	120	120	17	17
TOTALS	RPI 1-25	RPI 26-50	W-L RECORDS	RPI 51-100	RPI 101-150	RPI 150+			
20- 12	0- 0	0- 1	OVERALL	2- 3	3- 4	15- 4			
10- 5	0- 0	0- 0	HOME	1- 1	1- 3	8- 1			
9- 6	0- 0	0- 1	AWAY	1- 1	2- 1	6- 3			
1- 1	0- 0	0- 0	NEUTRAL	0- 1	0- 0	1- 0			
7- 5	0- 0	0- 1	NON-CONFERENCE	0- 0	2- 3	5- 1			
4- 2	0- 0	0- 0	HOME	0- 0	1- 2	3- 0			
3- 3	0- 0	0- 1	AWAY	0- 0	1- 1	2- 1			
0- 0	0- 0	0- 0	NEUTRAL	0- 0	0- 0	0- 0			
13- 7	0- 0	0- 0	CONFERENCE	2- 3	1- 1	10- 3			
6- 3	0- 0	0- 0	HOME	1- 1	0- 1	5- 1			
6- 3	0- 0	0- 0	AWAY	1- 1	1- 0	4- 2			
1- 1	0- 0	0- 0	NEUTRAL	0- 1	0- 0	1- 0			

RPI S	Opponent	Score	RPI S	Opponent	Score	RPI S	Opponent	Score	RPI S	Opponent	Score	Team's RPI: 140
29	A DePaul	61 105	79	A Missouri St.	77 82	108	H UT Martin	63 70				
			79	H Missouri St.	69 61	110	A Drake	77 67				
			91	A UNI	65 60	110	H Drake	64 71				
			91	H UNI	64 73	113	A Memphis	58 61				
			91	N UNI	43 67	114	A Mercer	55 52				
						128	H Marshall	55 61				
						149	H SIUE	71 57				
						177	A Loyola Chicago	59 83				
						177	H Loyola Chicago	68 69				
						177	N Loyola Chicago	73 64				
						184	A Illinois	64 78				
						229	A Indiana St.	62 58				
						229	H Indiana St.	76 64				
						230	H Siena	73 54				
						233	A Southeast Mo. St.	87 72				
						256	H Tennessee St.	79 70				
						260	A Murray St.	70 57				
						299	A Bradley	65 51				
						299	H Bradley	75 49				
						302	A Wichita St.	48 57				
						302	H Wichita St.	80 66				
						307	H Morehead St.	102 69				
						321	A Illinois St.	68 55				
						321	H Illinois St.	76 71				
						330	A Evansville	66 63				
						330	H Evansville	74 56				
LAST 12 Division I GAMES:												
			91	N UNI	43 67	302	H Wichita St.	80 66				
			177	N Loyola Chicago	73 64	79	H Missouri St.	69 61				
			110	H Drake	64 71	330	A Evansville	66 63				
			91	H UNI	64 73	299	A Bradley	65 51				
			229	A Indiana St.	62 58	177	A Loyola Chicago	59 83				
			321	A Illinois St.	68 55	321	H Illinois St.	76 71				

Non-Div I Games:

Southern Ill.

Average RPI Win: 229	WON-LOST	WINNING	LAST 10	STRENGTH OF	OPP. STRENGTH	TEAM	ADJ.	CONF.	ADJ CONF.
Average RPI Loss: 110	RECORD	PCT. RANK	GAMES	SCHEDULE	OF SCHEDULE	RPI	RPI	RPI	RPI
DIV. I ONLY	13- 16	202	3- 7	144	119	188	188	13	13
DIV. I NON-CONF.	6- 4	125	0- 0	96	120	104	104	11	11
TOTALS	RPI 1-25	RPI 26-50	W-L RECORDS	RPI 51-100	RPI 101-150	RPI 150+			
13- 16	0- 2	0- 4	OVERALL	0- 2	1- 2	12- 6			
11- 3	0- 0	0- 2	HOME	0- 0	1- 1	10- 0			
2- 11	0- 2	0- 2	AWAY	0- 2	0- 1	2- 4			
0- 2	0- 0	0- 0	NEUTRAL	0- 0	0- 0	0- 2			
6- 4	0- 2	0- 1	NON-CONFERENCE	0- 0	1- 0	5- 1			
5- 0	0- 0	0- 0	HOME	0- 0	1- 0	4- 0			
1- 3	0- 2	0- 1	AWAY	0- 0	0- 0	1- 0			
0- 1	0- 0	0- 0	NEUTRAL	0- 0	0- 0	0- 1			
7- 12	0- 0	0- 3	CONFERENCE	0- 2	0- 2	7- 5			
6- 3	0- 0	0- 2	HOME	0- 0	0- 1	6- 0			
1- 8	0- 0	0- 1	AWAY	0- 2	0- 1	1- 4			
0- 1	0- 0	0- 0	NEUTRAL	0- 0	0- 0	0- 1			

RPI 1-25				RPI 26-50				RPI 51-100				RPI 101+ Team's RPI: 188			
RPI	S	Opponent	Score	RPI	S	Opponent	Score	RPI	S	Opponent	Score	RPI	S	Opponent	Score
2	A	Baylor	42 97	37	A	UTEP	64 72	59	A	Middle Tenn.	44 74	112	H	Samford	56 48
24	A	Mississippi St.	65 78	37	H	UTEP	54 57	89	A	Charlotte	59 80	128	H	Marshall	53 63
				38	H	Western Ky.	53 54					129	A	Old Dominion	45 53
				40	A	Chattanooga	48 53					153	N	North Carolina	62 69
												155	A	UAB	49 53
												155	N	UAB	46 64
												175	H	Ole Miss	57 38
												181	H	Fla. Atlantic	89 80
												193	H	South Ala.	71 51
												208	A	Louisiana Tech	37 72
												208	H	Louisiana Tech	69 59
												220	H	Alabama St.	65 44
												225	A	Rice	59 49
												225	H	Rice	68 62
												240	A	North Texas	55 57
												240	H	North Texas	57 38
												268	A	UTSA	41 47
												268	H	UTSA	65 53
												279	A	Tennessee Tech	69 57
												304	H	FIU	82 55
												349	H	Mississippi Val.	71 55
LAST 12 Division I GAMES:															
				155	N	UAB	46 64	37	H	UTEP	54 57				
				128	H	Marshall	53 63	59	A	Middle Tenn.	44 74				
				38	H	Western Ky.	53 54	155	A	UAB	49 53				
				240	A	North Texas	55 57	225	H	Rice	68 62				
				225	A	Rice	59 49	240	H	North Texas	57 38				
				268	H	UTSA	65 53	268	A	UTSA	41 47				

Non-Div I Games: William Carey 75 34

Southern Miss.

■ Loss,
 ■ Non-Conf,
 ■ S Site,
 ■ Home
 ■ A Away
 N Neutral

Average RPI Win: 287		WON-LOST	WINNING	LAST 10	STRENGTH OF	OPP. STRENGTH	TEAM	ADJ.	CONF.	ADJ CONF.
Average RPI Loss: 139		RECORD	PCT. RANK	GAMES	SCHEDULE	OF SCHEDULE	RPI	RPI	RPI	RPI
DIV. I ONLY		17- 11	110	8- 2	256	328	147	147	31	31
DIV. I NON-CONF.		1- 6	311	0- 0	20	4	190	190	31	31
TOTALS		RPI 1-25	RPI 26-50	W-L RECORDS	RPI 51-100	RPI 101-150	RPI 150+			
17- 11	0- 2		0- 1	OVERALL	0- 2	0- 1	17- 5			
9- 1	0- 0		0- 0	HOME	0- 0	0- 0	9- 1			
6- 9	0- 1		0- 1	AWAY	0- 2	0- 1	6- 3			
2- 1	0- 0		0- 0	NEUTRAL	0- 0	0- 0	2- 1			
1- 6	0- 2		0- 1	NON-CONFERENCE	0- 2	0- 1	1- 0			
1- 0	0- 0		0- 0	HOME	0- 0	0- 0	1- 0			
0- 6	0- 2		0- 1	AWAY	0- 2	0- 1	0- 0			
0- 0	0- 0		0- 0	NEUTRAL	0- 0	0- 0	0- 0			
16- 5	0- 0		0- 0	CONFERENCE	0- 0	0- 0	16- 5			
8- 1	0- 0		0- 0	HOME	0- 0	0- 0	8- 1			
6- 3	0- 0		0- 0	AWAY	0- 0	0- 0	6- 3			
2- 1	0- 0		0- 0	NEUTRAL	0- 0	0- 0	2- 1			

RPI 1-25				
RPI	S	Opponent	Score	
8	A	Maryland	61	94
19	A	Texas A&M	47	88

RPI 26-50				
RPI	S	Opponent	Score	
48	A	Kansas St.	47	59

RPI 51-100				
RPI	S	Opponent	Score	
74	A	Tulane	48	77
95	A	Nebraska	38	89

Team's RPI: 147				
RPI	S	Opponent	Score	
136	A	Iowa St.	46	86
182	A	Grambling	52	65
182	H	Grambling	80	68
193	H	South Ala.	50	45
220	A	Alabama St.	57	55
220	H	Alabama St.	59	60
220	N	Alabama St.	51	55
228	A	Texas Southern	45	59
228	H	Texas Southern	56	55
228	N	Texas Southern	62	54
278	A	Prairie View	65	55
278	H	Prairie View	72	45
297	A	Alcorn	74	85
297	H	Alcorn	66	57
297	N	Alcorn	61	57
308	A	Jackson St.	66	57
308	H	Jackson St.	84	57
337	A	Ark.-Pine Bluff	78	61
337	H	Ark.-Pine Bluff	74	70
346	A	Alabama A&M	68	62
346	H	Alabama A&M	77	38
349	A	Mississippi Val.	99	36
349	H	Mississippi Val.	78	26

LAST 12 Division I GAMES:				
220	N	Alabama St.	51	55
228	N	Texas Southern	62	54
297	N	Alcorn	61	57
278	H	Prairie View	72	45
228	H	Texas Southern	56	55
297	A	Alcorn	74	85
346	A	Alabama A&M	68	62
220	A	Alabama St.	57	55
349	H	Mississippi Val.	78	26
337	H	Ark.-Pine Bluff	74	70
308	A	Jackson St.	66	57
182	A	Grambling	52	65

Non-Div I Games: Tougaloo

81 48

Spring Hill

65 46

Southern U.

Loss, Non-Conf, S Site, H Home A Away N Neutral

Southern Utah

Through Games Of March 13, 2016

Average RPI Win:	318	WON-LOST	WINNING	LAST 10	STRENGTH OF	OPP. STRENGTH	TEAM	ADJ.	CONF.	ADJ CONF.
Average RPI Loss:	171	RECORD	PCT. RANK	GAMES	SCHEDULE	OF SCHEDULE	RPI	RPI	RPI	RPI
DIV. I ONLY	4- 25	329	2- 8	216	275	333	333	19	19	
DIV. I NON-CONF.	2- 8	290	0- 0	269	279	324	324	23	23	
TOTALS	RPI 1-25	RPI 26-50	W-L RECORDS	RPI 51-100	RPI 101-150	RPI 150+				
4- 25	0- 0	0- 0	OVERALL	0- 3	0- 3	4- 19				
4- 8	0- 0	0- 0	HOME	0- 0	0- 1	4- 7				
0- 15	0- 0	0- 0	AWAY	0- 3	0- 2	0- 10				
0- 2	0- 0	0- 0	NEUTRAL	0- 0	0- 0	0- 2				
2- 8	0- 0	0- 0	NON-CONFERENCE	0- 2	0- 1	2- 5				
2- 1	0- 0	0- 0	HOME	0- 0	0- 0	2- 1				
0- 6	0- 0	0- 0	AWAY	0- 2	0- 1	0- 3				
0- 1	0- 0	0- 0	NEUTRAL	0- 0	0- 0	0- 1				
2- 17	0- 0	0- 0	CONFERENCE	0- 1	0- 2	2- 14				
2- 7	0- 0	0- 0	HOME	0- 0	0- 1	2- 6				
0- 9	0- 0	0- 0	AWAY	0- 1	0- 1	0- 7				
0- 1	0- 0	0- 0	NEUTRAL	0- 0	0- 0	0- 1				

RPI S	Opponent	Score	RPI S	Opponent	Score	RPI S	Opponent	Score	RPI S	Opponent	Score	Team's RPI: 333
						56	A Southern California	32 71	109	A TCU	47 76	
						93	A New Mexico St.	60 74	123	A Idaho	48 93	
						94	A North Dakota	56 68	123	H Idaho	51 62	
									162	A Montana St.	59 86	
									162	H Montana St.	66 87	
									165	A New Mexico	48 70	
									167	A Idaho St.	47 64	
									167	H Idaho St.	67 71	
									171	A Eastern Wash.	53 64	
									171	H Eastern Wash.	82 85	
									172	H Sacramento St.	72 82	
									172	N Sacramento St.	89 102	
									173	A Montana	60 66	
									173	H Montana	50 81	
									185	A Northern Colo.	44 64	
									192	A Weber St.	56 75	
									192	H Weber St.	51 69	
									195	N N.C. A&T	65 78	
									204	A Utah Valley	58 70	
									211	A UNLV	44 79	
									301	H CSUN	67 65	
									309	A Northern Ariz.	48 57	
									309	H Northern Ariz.	73 68	
									320	H Portland St.	76 64	
									336	H UC Irvine	58 63	
									341	H Air Force	75 56	
LAST 12 Division I GAMES:												
			172	N Sacramento St.	89 102	162	H Montana St.	66 87				
			320	H Portland St.	76 64	173	H Montana	50 81				
			172	H Sacramento St.	72 82	171	A Eastern Wash.	53 64				
			309	H Northern Ariz.	73 68	123	A Idaho	48 93				
			167	A Idaho St.	47 64	192	H Weber St.	51 69				
			192	A Weber St.	56 75	167	H Idaho St.	67 71				

Non-Div I Games:

Southern Utah

■ Loss,
 ■ Non-Conf,
 ■ S Site,
 ■ Home
 ■ A Away
 N Neutral

St. Bonaventure

Through Games Of March 13, 2016

Average RPI Win:	156	WON-LOST	WINNING	LAST 10	STRENGTH OF	OPP. STRENGTH	TEAM	ADJ.	CONF.	ADJ CONF.
Average RPI Loss:	93	RECORD	PCT. RANK	GAMES	SCHEDULE	OF SCHEDULE	RPI	RPI	RPI	RPI
DIV. I ONLY	23- 7	38	6- 4	87	90	34	34	7	7	
DIV. I NON-CONF.	11- 2	28	0- 0	120	96	27	27	8	8	
TOTALS	RPI 1-25	RPI 26-50	W-L RECORDS	RPI 51-100	RPI 101-150	RPI 150+				
23- 7	2- 1	1- 1	OVERALL	2- 3	5- 0	13- 2				
16- 0	2- 0	1- 0	HOME	1- 0	5- 0	7- 0				
7- 6	0- 0	0- 1	AWAY	1- 2	0- 0	6- 0				
0- 1	0- 0	0- 0	NEUTRAL	0- 1	0- 0	0- 0				
11- 2	0- 0	1- 1	NON-CONFERENCE	0- 1	4- 0	6- 0				
8- 0	0- 0	1- 0	HOME	0- 0	4- 0	3- 0				
3- 2	0- 0	0- 1	AWAY	0- 1	0- 0	3- 0				
0- 0	0- 0	0- 0	NEUTRAL	0- 0	0- 0	0- 0				
12- 5	2- 1	0- 0	CONFERENCE	2- 2	1- 0	7- 2				
8- 0	2- 0	0- 0	HOME	1- 0	1- 0	4- 0				
4- 4	0- 1	0- 0	AWAY	1- 1	0- 0	3- 2				
0- 1	0- 0	0- 0	NEUTRAL	0- 1	0- 0	0- 0				

RPI	S	Opponent	Score	RPI	S	Opponent	Score	Team's RPI: 34	RPI	S	Opponent	Score	RPI	S	Opponent	Score
18	A	Duquesne	62 74	29	A	DePaul	54 77		54	H	Saint Louis	80 59	101	H	Georgetown	69 54
18	H	Duquesne	60 48	31	H	James Madison	56 45		68	A	VCU	47 52	106	H	Buffalo	59 32
23	H	George Washington	69 67						68	N	VCU	50 59	117	H	Toledo	74 63
									80	A	Drexel	46 58	118	H	Saint Joseph's	65 51
									83	A	Dayton	59 54	138	H	Penn St.	70 60
													158	A	Stony Brook	73 68
													159	H	Detroit	84 73
													163	A	Fordham	68 77
													163	H	Fordham	55 41
													170	H	George Mason	70 55
													189	A	Davidson	59 47
													197	H	Richmond	66 43
													214	A	Rhode Island	69 56
													224	A	Massachusetts	60 69
													224	H	Massachusetts	66 41
													227	A	Canisius	59 47
													230	H	Siena	57 40
													281	A	La Salle	70 63
													291	H	Niagara	67 55
													295	A	Colgate	62 38
LAST 12 Division I GAMES:																
68	N	VCU	50 59	54	H	Saint Louis	80 59		68	A	VCU	47 52				
18	H	Duquesne	60 48	197	H	Richmond	66 43		118	H	Saint Joseph's	65 51				
163	A	Fordham	68 77	18	A	Duquesne	62 74		83	A	Dayton	59 54				
281	A	La Salle	70 63													
23	H	George Washington	69 67													
224	A	Massachusetts	60 69													

Non-Div I Games:

St. Bonaventure

■ Loss,
 ■ Non-Conf,
 ■ S Site,
 ■ Home
 ■ A Away
 N Neutral

Average RPI Win: 268		WON-LOST	WINNING	LAST 10	STRENGTH OF		OPP. STRENGTH	TEAM	ADJ.	CONF.	ADJ CONF.
Average RPI Loss: 251		RECORD	PCT. RANK	GAMES	SCHEDULE		OF SCHEDULE	RPI	RPI	RPI	RPI
DIV. I ONLY		7- 22	298	3- 7	340		345	335	335	30	30
DIV. I NON-CONF.		3- 8	258	0- 0	314		331	311	311	32	32
TOTALS		RPI 1-25	RPI 26-50		W-L RECORDS		RPI 51-100	RPI 101-150		RPI 150+	
7- 22	0- 0	0- 0		OVERALL		0- 2	0- 1		7- 19		
2- 10	0- 0	0- 0		HOME		0- 1	0- 0		2- 9		
4- 11	0- 0	0- 0		AWAY		0- 1	0- 0		4- 10		
1- 1	0- 0	0- 0		NEUTRAL		0- 0	0- 1		1- 0		
3- 8	0- 0	0- 0		NON-CONFERENCE		0- 2	0- 1		3- 5		
1- 2	0- 0	0- 0		HOME		0- 1	0- 0		1- 1		
1- 5	0- 0	0- 0		AWAY		0- 1	0- 0		1- 4		
1- 1	0- 0	0- 0		NEUTRAL		0- 0	0- 1		1- 0		
4- 14	0- 0	0- 0		CONFERENCE		0- 0	0- 0		4- 14		
1- 8	0- 0	0- 0		HOME		0- 0	0- 0		1- 8		
3- 6	0- 0	0- 0		AWAY		0- 0	0- 0		3- 6		
0- 0	0- 0	0- 0		NEUTRAL		0- 0	0- 0		0- 0		

[illegible]

Non-Div I Games:

St. Francis Brooklyn

Loss, Non-Conf, S Site, H Home A Away N Neutral

S
t
.
F
r
a
n
c
i
s
B
r
o
o
k
l
y
n

St. Francis Brooklyn
RPI S Opponent Score

Through Games Of March 13, 2016

RPI	S	Opponent	Score
347	N	Norfolk St.	59 55

St. Francis Brooklyn

St. John's (NY)

Through Games Of March 13, 2016

Average RPI Win:	148	WON-LOST	WINNING	LAST 10	STRENGTH OF	OPP. STRENGTH	TEAM	ADJ.	CONF.	ADJ CONF.
Average RPI Loss:	66	RECORD	PCT. RANK	GAMES	SCHEDULE	OF SCHEDULE	RPI	RPI	RPI	RPI
DIV. I ONLY	23- 9	59	7- 3	86	62	42	42	6	6	
DIV. I NON-CONF.	9- 2	37	0- 0	154	36	34	34	6	6	
TOTALS	RPI 1-25	RPI 26-50	W-L RECORDS	RPI 51-100	RPI 101-150	RPI 150+				
23- 9	1- 2	3- 2	OVERALL	2- 3	5- 1	12- 1				
11- 3	1- 0	1- 1	HOME	1- 1	1- 1	7- 0				
10- 6	0- 2	2- 1	AWAY	1- 2	2- 0	5- 1				
2- 0	0- 0	0- 0	NEUTRAL	0- 0	2- 0	0- 0				
9- 2	1- 2	0- 0	NON-CONFERENCE	1- 0	0- 0	7- 0				
5- 0	1- 0	0- 0	HOME	0- 0	0- 0	4- 0				
4- 2	0- 2	0- 0	AWAY	1- 0	0- 0	3- 0				
0- 0	0- 0	0- 0	NEUTRAL	0- 0	0- 0	0- 0				
14- 7	0- 0	3- 2	CONFERENCE	1- 3	5- 1	5- 1				
6- 3	0- 0	1- 1	HOME	1- 1	1- 1	3- 0				
6- 4	0- 0	2- 1	AWAY	0- 2	2- 0	2- 1				
2- 0	0- 0	0- 0	NEUTRAL	0- 0	2- 0	0- 0				

RPI 1-25				RPI 26-50				Team's RPI: 42	RPI 51-100				RPI 101+			
RPI	S	Opponent	Score	RPI	S	Opponent	Score		RPI	S	Opponent	Score	RPI	S	Opponent	Score
10	A	UCLA	58 73	29	A	DePaul	71 77		52	A	Rutgers	69 62	101	A	Georgetown	65 60
18	A	Duquesne	57 76	29	A	DePaul	75 66		55	A	Villanova	54 58	101	H	Georgetown	63 55
21	H	South Fla.	74 70	29	H	DePaul	61 71		55	H	Villanova	59 71	101	N	Georgetown	65 52
				39	A	Seton Hall	72 64		99	A	Marquette	64 67	115	A	Creighton	66 55
				39	H	Seton Hall	71 69		99	H	Marquette	81 77	115	H	Creighton	57 64
													115	N	Creighton	50 37
													157	H	Yale	69 56
													161	H	Marist	61 47
													168	A	Xavier	69 56
													168	H	Xavier	57 41
													183	A	Butler	58 62
													183	H	Butler	68 41
													199	H	Fairfield	73 54
													201	H	Sacred Heart	67 54
													222	A	Kansas	86 71
													265	A	Providence	80 61
													265	H	Providence	69 54
													275	A	UCF	70 42
													336	A	UC Irvine	85 63
LAST 12 Division I GAMES:																
				115	N	Creighton	50 37		168	A	Xavier	69 56				
				29	A	DePaul	75 66		101	H	Georgetown	63 55				
				101	N	Georgetown	65 52		55	H	Villanova	59 71				
				115	H	Creighton	57 64		39	A	Seton Hall	72 64				
				265	H	Providence	69 54		29	A	DePaul	71 77				
				183	A	Butler	58 62		99	A	Marquette	64 67				

Non-Div I Games:

St. John's (NY)

■ Loss,
 ■ Non-Conf, S Site,
 ■ Home
 ■ Away
 N Neutral

St. Mary's (CA)

Through Games Of March 13, 2016

Average RPI Win:	168	WON-LOST	WINNING	LAST 10	STRENGTH OF	OPP. STRENGTH	TEAM	ADJ.	CONF.	ADJ CONF.
Average RPI Loss:	92	RECORD	PCT. RANK	GAMES	SCHEDULE	OF SCHEDULE	RPI	RPI	RPI	RPI
DIV. I ONLY	24- 7	33	7- 3	112	95	53	53	8	8	
DIV. I NON-CONF.	9- 2	37	0- 0	160	89	68	68	9	9	
TOTALS	RPI 1-25	RPI 26-50	W-L RECORDS	RPI 51-100	RPI 101-150	RPI 150+				
24- 7	0- 2	0- 1	OVERALL	8- 2	3- 0	13- 2				
11- 4	0- 1	0- 1	HOME	3- 1	2- 0	6- 1				
11- 2	0- 1	0- 0	AWAY	4- 0	1- 0	6- 1				
2- 1	0- 0	0- 0	NEUTRAL	1- 1	0- 0	1- 0				
9- 2	0- 0	0- 1	NON-CONFERENCE	3- 0	1- 0	5- 1				
4- 2	0- 0	0- 1	HOME	1- 0	1- 0	2- 1				
4- 0	0- 0	0- 0	AWAY	1- 0	0- 0	3- 0				
1- 0	0- 0	0- 0	NEUTRAL	1- 0	0- 0	0- 0				
15- 5	0- 2	0- 0	CONFERENCE	5- 2	2- 0	8- 1				
7- 2	0- 1	0- 0	HOME	2- 1	1- 0	4- 0				
7- 2	0- 1	0- 0	AWAY	3- 0	1- 0	3- 1				
1- 1	0- 0	0- 0	NEUTRAL	0- 1	0- 0	1- 0				

RPI 1-25				RPI 26-50				RPI 51-100				Team's RPI: 53	RPI 101+			
RPI	S	Opponent	Score	RPI	S	Opponent	Score	RPI	S	Opponent	Score		RPI	S	Opponent	Score
16	A	BYU	59 65	45	H	Missouri	78 95	55	N	Villanova	67 60		107	H	Fresno St.	83 81
16	H	BYU	44 65					63	A	Santa Clara	78 70		116	A	Gonzaga	69 68
								63	H	Santa Clara	67 73		116	H	Gonzaga	66 47
								72	A	San Francisco	78 68		166	H	UC Davis	71 78
								72	H	San Francisco	72 59		179	A	Pacific	82 73
								72	N	San Francisco	65 67		179	H	Pacific	83 75
								82	A	San Diego	73 68		185	A	Northern Colo.	65 52
								82	H	San Diego	68 60		191	H	Cal Poly	87 83
								84	A	California	64 63		200	H	San Jose St.	91 81
								96	H	Washington St.	75 71		244	A	Loyola Marymount	91 81
													244	H	Loyola Marymount	72 57
													244	N	Loyola Marymount	85 71
													258	A	Wyoming	70 64
													266	A	Pepperdine	58 62
													266	H	Pepperdine	88 72
													292	A	Portland	78 51
													292	H	Portland	95 53
													301	A	CSUN	93 59
LAST 12 Division I GAMES:																
				72	N	San Francisco	65 67	244	A	Loyola Marymount	91 81					
				244	N	Loyola Marymount	85 71	266	A	Pepperdine	58 62					
				72	H	San Francisco	72 59	16	H	BYU	44 65					
				63	A	Santa Clara	78 70	82	H	San Diego	68 60					
				292	H	Portland	95 53	179	H	Pacific	83 75					
				116	H	Gonzaga	66 47	292	A	Portland	78 51					

Non-Div I Games:

St. Mary's (CA)

■ Loss,
 ■ Non-Conf,
 ■ S Site,
 ■ Home
 ■ Away
 N Neutral

Average RPI Win:	98	WON-LOST	WINNING	LAST 10	STRENGTH OF	OPP. STRENGTH	TEAM	ADJ.	CONF.	ADJ CONF.
Average RPI Loss:	20	RECORD	PCT. RANK	GAMES	SCHEDULE	OF SCHEDULE	RPI	RPI	RPI	RPI
DIV. I ONLY	24- 7	33	8- 2	6	10	9	9	1	1	
DIV. I NON-CONF.	10- 2	33	0- 0	8	17	4	4	1	1	
TOTALS	RPI 1-25	RPI 26-50	W-L RECORDS	RPI 51-100	RPI 101-150	RPI 150+				
24- 7	2- 5	3- 1	OVERALL	11- 1	3- 0	5- 0				
13- 2	2- 1	3- 0	HOME	4- 1	1- 0	3- 0				
8- 4	0- 4	0- 0	AWAY	4- 0	2- 0	2- 0				
3- 1	0- 0	0- 1	NEUTRAL	3- 0	0- 0	0- 0				
10- 2	1- 1	2- 0	NON-CONFERENCE	3- 1	1- 0	3- 0				
5- 1	1- 0	2- 0	HOME	0- 1	0- 0	2- 0				
2- 1	0- 1	0- 0	AWAY	0- 0	1- 0	1- 0				
3- 0	0- 0	0- 0	NEUTRAL	3- 0	0- 0	0- 0				
14- 5	1- 4	1- 1	CONFERENCE	8- 0	2- 0	2- 0				
8- 1	1- 1	1- 0	HOME	4- 0	1- 0	1- 0				
6- 3	0- 3	0- 0	AWAY	4- 0	1- 0	1- 0				
0- 1	0- 0	0- 1	NEUTRAL	0- 0	0- 0	0- 0				

RPI	S	Opponent	Score	RPI	S	Opponent	Score	RPI	S	Opponent	Score	RPI	S	Opponent	Score
5	A	Oregon St.	50 58	28	H	Tennessee	69 55	56	A	Southern California	57 47	116	A	Gonzaga	65 48
5	H	Oregon St.	76 54	33	H	Washington	69 53	63	H	Santa Clara	58 61	127	A	Arizona	59 34
7	A	Texas	69 77	33	N	Washington	65 73	66	N	Purdue	71 65	127	H	Arizona	82 58
10	A	UCLA	36 56	40	H	Chattanooga	73 30	79	N	Missouri St.	82 65	166	A	UC Davis	74 45
11	A	Arizona St.	31 49					83	N	Dayton	74 66	169	H	Cornell	93 38
11	H	Arizona St.	61 63					84	A	California	60 55	202	A	Colorado	80 49
23	H	George Washington	84 63					84	H	California	53 46	202	H	Colorado	71 56
								85	A	Oregon	64 62	216	H	CSU Bakersfield	83 41
								85	H	Oregon	69 42				
								88	A	Utah	72 54				
								88	H	Utah	72 52				
								96	H	Washington St.	69 52				
LAST 12 Division I GAMES:															
				33	N	Washington	65 73	127	H	Arizona	82 58				
				85	H	Oregon	69 42	84	A	California	60 55				
				5	H	Oregon St.	76 54	84	H	California	53 46				
				88	A	Utah	72 54	96	H	Washington St.	69 52				
				202	A	Colorado	80 49	33	H	Washington	69 53				
				11	H	Arizona St.	61 63	10	A	UCLA	36 56				

Non-Div I Games:

Stanford

■ Loss,
 ■ Non-Conf,
 ■ S Site,
 ■ Home
 ■ A Away
 N Neutral

Average RPI Win: 291	WON-LOST	WINNING	LAST 10	STRENGTH OF	OPP. STRENGTH	TEAM	ADJ.	CONF.	ADJ CONF.
Average RPI Loss: 122	RECORD	PCT. RANK	GAMES	SCHEDULE	OF SCHEDULE	RPI	RPI	RPI	RPI
DIV. I ONLY	16- 11	122	7- 3	305	265	190	190	29	29
DIV. I NON-CONF.	6- 5	146	0- 0	292	178	203	203	28	28
TOTALS	RPI 1-25	RPI 26-50	W-L RECORDS	RPI 51-100	RPI 101-150	RPI 150+			
16- 11	0- 0	0- 2	OVERALL	0- 4	1- 1	15- 4			
9- 3	0- 0	0- 0	HOME	0- 1	1- 0	8- 2			
7- 6	0- 0	0- 2	AWAY	0- 2	0- 1	7- 1			
0- 2	0- 0	0- 0	NEUTRAL	0- 1	0- 0	0- 1			
6- 5	0- 0	0- 2	NON-CONFERENCE	0- 1	0- 0	6- 2			
3- 1	0- 0	0- 0	HOME	0- 0	0- 0	3- 1			
3- 2	0- 0	0- 2	AWAY	0- 0	0- 0	3- 0			
0- 2	0- 0	0- 0	NEUTRAL	0- 1	0- 0	0- 1			
10- 6	0- 0	0- 0	CONFERENCE	0- 3	1- 1	9- 2			
6- 2	0- 0	0- 0	HOME	0- 1	1- 0	5- 1			
4- 4	0- 0	0- 0	AWAY	0- 2	0- 1	4- 1			
0- 0	0- 0	0- 0	NEUTRAL	0- 0	0- 0	0- 0			

RPI 1-25				RPI 26-50				RPI 51-100				RPI 101+				Team's RPI: 190	
RPI	S	Opponent	Score	RPI	S	Opponent	Score	RPI	S	Opponent	Score	RPI	S	Opponent	Score		
				28	A	Tennessee	56 90	71	A	FGCU	48 61	134	A	Jacksonville	49 69		
				35	A	Georgia	55 76	71	A	FGCU	46 61	134	H	Jacksonville	66 61		
								71	H	FGCU	47 60	154	N	Boise St.	65 71		
								81	N	Minnesota	69 72	207	H	Hampton	68 59		
												213	A	USC Upstate	58 73		
												213	H	USC Upstate	56 61		
												250	A	Bethune-Cookman	62 38		
												271	H	Georgia St.	72 80		
												274	A	UNCW	52 49		
												275	H	UCF	83 68		
												290	A	Kennesaw St.	57 54		
												290	H	Kennesaw St.	77 62		
												290	H	Kennesaw St.	74 56		
												294	H	Ga. Southern	79 57		
												326	A	North Florida	67 56		
												326	H	North Florida	81 61		
												334	A	Lipscomb	83 62		
												334	H	Lipscomb	79 75		
												340	A	Eastern Ill.	68 66		
												342	A	NJIT	74 56		
												342	H	NJIT	60 55		
LAST 12 Division I GAMES:																	
				71	A	FGCU	46 61	213	A	USC Upstate	58 73						
				290	H	Kennesaw St.	74 56	326	A	North Florida	67 56						
				71	H	FGCU	47 60	134	H	Jacksonville	66 61						
				290	H	Kennesaw St.	77 62	326	H	North Florida	81 61						
				334	H	Lipscomb	79 75	134	A	Jacksonville	49 69						
				342	A	NJIT	74 56	334	A	Lipscomb	83 62						

Non-Div I Games: Trinity Baptist 107 30 Armstrong St. 61 45 Flagler 84 47

Stetson

Loss, Non-Conf, S Site, H Home A Away N Neutral

Stony Brook

Through Games Of March 13, 2016

Average RPI Win:	241	WON-LOST	WINNING	LAST 10	STRENGTH OF	OPP. STRENGTH	TEAM	ADJ.	CONF.	ADJ CONF.
Average RPI Loss:	117	RECORD	PCT. RANK	GAMES	SCHEDULE	OF SCHEDULE	RPI	RPI	RPI	RPI
DIV. I ONLY	17- 14	150	3- 7	203	193	158	158	16	16	
DIV. I NON-CONF.	8- 5	120	0- 0	219	171	135	135	19	19	
TOTALS	RPI 1-25	RPI 26-50	W-L RECORDS	RPI 51-100	RPI 101-150	RPI 150+				
17- 14	0- 1	0- 3	OVERALL	1- 4	1- 0	15- 6				
9- 5	0- 0	0- 2	HOME	1- 1	1- 0	7- 2				
7- 8	0- 1	0- 1	AWAY	0- 2	0- 0	7- 4				
1- 1	0- 0	0- 0	NEUTRAL	0- 1	0- 0	1- 0				
8- 5	0- 1	0- 1	NON-CONFERENCE	1- 1	1- 0	6- 2				
4- 2	0- 0	0- 1	HOME	1- 0	1- 0	2- 1				
4- 3	0- 1	0- 0	AWAY	0- 1	0- 0	4- 1				
0- 0	0- 0	0- 0	NEUTRAL	0- 0	0- 0	0- 0				
9- 9	0- 0	0- 2	CONFERENCE	0- 3	0- 0	9- 4				
5- 3	0- 0	0- 1	HOME	0- 1	0- 0	5- 1				
3- 5	0- 0	0- 1	AWAY	0- 1	0- 0	3- 3				
1- 1	0- 0	0- 0	NEUTRAL	0- 1	0- 0	1- 0				

RPI 1-25				RPI 26-50				RPI 51-100				RPI 101+ Team's RPI: 158			
RPI	S	Opponent	Score	RPI	S	Opponent	Score	RPI	S	Opponent	Score	RPI	S	Opponent	Score
12	A	Syracuse	49 64	34	H	St. Bonaventure	68 73	60	A	Maine	52 55	103	H	Iona	58 53
				44	A	Albany (NY)	54 73	60	H	Maine	43 60	157	A	Yale	57 62
				44	H	Albany (NY)	49 62	60	N	Maine	48 51	169	A	Cornell	58 49
								75	A	Hofstra	66 71	175	H	Ole Miss	57 72
								97	H	Harvard	64 63	187	A	UMBC	69 60
												187	H	UMBC	65 69
												221	A	Hartford	45 42
												221	H	Hartford	58 35
												221	N	Hartford	60 42
												223	A	Binghamton	47 54
												223	H	Binghamton	64 58
												235	A	New Hampshire	46 49
												235	H	New Hampshire	63 54
												247	A	Columbia	79 71
												257	H	Morgan St.	46 42
												277	A	Vermont	37 44
												277	H	Vermont	73 59
												319	A	UMass Lowell	64 50
												319	H	UMass Lowell	60 46
												322	H	LIU Brooklyn	71 54
												338	A	Saint Peter's	69 35
												343	A	Wagner	73 62
LAST 12 Division I GAMES:															
				60	N	Maine	48 51	187	H	UMBC	65 69				
				221	N	Hartford	60 42	221	A	Hartford	45 42				
				277	A	Vermont	37 44	319	H	UMass Lowell	60 46				
				60	H	Maine	43 60	223	A	Binghamton	47 54				
				44	H	Albany (NY)	49 62	277	H	Vermont	73 59				
				235	A	New Hampshire	46 49	60	A	Maine	52 55				

Non-Div I Games:

Stony Brook

Loss, Non-Conf, S Site, H Home A Away N Neutral

Through Games Of March 19, 2010										
Average RPI Win:	127	WON-LOST	WINNING	LAST 10	STRENGTH OF	OPP. STRENGTH	TEAM	ADJ.	CONF.	ADJ CONF.
Average RPI Loss:	31	RECORD	PCT. RANK	GAMES	SCHEDULE	OF SCHEDULE	RPI	RPI	RPI	RPI
DIV. I ONLY	25- 7	31	9- 1	13	39	12	12	4	4	
DIV. I NON-CONF.	10- 3	61	0- 0	45	110	41	41	5	5	

TOTALS	RPI 1-25	RPI 26-50		W-L RECORDS		RPI 51-100	RPI 101-150	RPI 150+		
25- 7	3- 5	4- 1		OVERALL		2- 0	8- 0	8- 1		
14- 2	1- 2	1- 0		HOME		2- 0	4- 0	6- 0		
7- 4	1- 2	1- 1		AWAY		0- 0	4- 0	1- 1		
4- 1	1- 1	2- 0		NEUTRAL		0- 0	0- 0	1- 0		
10- 3	0- 2	1- 1		NON-CONFERENCE		1- 0	1- 0	7- 0		
7- 1	0- 1	0- 0		HOME		1- 0	1- 0	5- 0		
1- 2	0- 1	0- 1		AWAY		0- 0	0- 0	1- 0		
2- 0	0- 0	1- 0		NEUTRAL		0- 0	0- 0	1- 0		
15- 4	3- 3	3- 0		CONFERENCE		1- 0	7- 0	1- 1		
7- 1	1- 1	1- 0		HOME		1- 0	3- 0	1- 0		
6- 2	1- 1	1- 0		AWAY		0- 0	4- 0	0- 1		
2- 1	1- 1	1- 0		NEUTRAL		0- 0	0- 0	0- 0		

RPI S	Opponent	Score	RPI S	Opponent	Score	RPI S	Opponent	Score	RPI S	Opponent	Score
1	A Notre Dame	62 90	28	A Tennessee	55 57	70	H Georgia Tech	71 52	111	A Virginia	91 57
1	N Notre Dame	57 68	33	N Washington	66 62	80	H Drexel	83 62	122	A Boston College	71 55
8	A Maryland	64 82	47	H Duke	86 50				122	H Boston College	62 61
11	H Arizona St.	54 61	49	A North Carolina St.	55 52				124	H Virginia Tech	60 39
14	H Louisville	53 71	49	N North Carolina St.	80 61				131	A Pittsburgh	70 56
14	N Louisville	80 75							131	H Pittsburgh	71 48
15	H Florida St.	83 73							134	H Jacksonville	65 49
25	A Miami (FL)	57 51							144	A Wake Forest	91 65
									153	A North Carolina	73 77
									158	H Stony Brook	64 49
									163	N Fordham	76 54
									180	H UTRGV	91 32
									214	A Rhode Island	57 54
									231	H Coppin St.	88 56
									252	H Clemson	83 62
									257	H Morgan St.	90 61
									327	H Howard	97 48
LAST 12 Division I GAMES:											
1	N Notre Dame	57 68	49	A North Carolina St.	55 52						
14	N Louisville	80 75	111	A Virginia	91 57						
49	N North Carolina St.	80 61	70	H Georgia Tech	71 52						
122	A Boston College	71 55	252	H Clemson	83 62						
131	A Pittsburgh	70 56	25	A Miami (FL)	57 51						
15	H Florida St.	83 73	122	H Boston College	62 61						

Non-Div I Games:

Syracuse

TCU				Through Games Of March 13, 2016						
Average RPI Win:	193	WON-LOST	WINNING	LAST 10	STRENGTH OF	OPP. STRENGTH	TEAM	ADJ.	CONF.	ADJ CONF.
Average RPI Loss:	45	RECORD	PCT. RANK	GAMES	SCHEDULE	OF SCHEDULE	RPI	RPI	RPI	RPI
DIV. I ONLY	16- 14	154	4- 6	69	29	109	109	3	3	
DIV. I NON-CONF.	8- 3	77	0- 0	235	211	128	128	3	3	

TOTALS	RPI 1-25	RPI 26-50	W-L RECORDS	RPI 51-100	RPI 101-150	RPI 150+				
16- 14	0- 8	2- 4	OVERALL	0- 0	4- 0	10- 2				
12- 5	0- 4	2- 1	HOME	0- 0	2- 0	8- 0				
4- 8	0- 4	0- 3	AWAY	0- 0	2- 0	2- 1				
0- 1	0- 0	0- 0	NEUTRAL	0- 0	0- 0	0- 1				
8- 3	0- 2	0- 0	NON-CONFERENCE	0- 0	0- 0	8- 1				
7- 1	0- 1	0- 0	HOME	0- 0	0- 0	7- 0				
1- 2	0- 1	0- 0	AWAY	0- 0	0- 0	1- 1				
0- 0	0- 0	0- 0	NEUTRAL	0- 0	0- 0	0- 0				
8- 11	0- 6	2- 4	CONFERENCE	0- 0	4- 0	2- 1				
5- 4	0- 3	2- 1	HOME	0- 0	2- 0	1- 0				
3- 6	0- 3	0- 3	AWAY	0- 0	2- 0	1- 0				
0- 1	0- 0	0- 0	NEUTRAL	0- 0	0- 0	0- 1				

T
C
U

RPI 1-25					
RPI	S	Opponent	Score		
1	H	Notre Dame	72	88	
2	A	Baylor	55	72	
2	H	Baylor	75	81	
7	A	Texas	58	71	
7	H	Texas	58	65	
19	A	Texas A&M	78	82	
22	A	West Virginia	72	83	
22	H	West Virginia	84	97	

RPI 26-50					
RPI	S	Opponent	Score		
30	A	Oklahoma St.	52	80	
30	H	Oklahoma St.	79	65	
32	A	Oklahoma	64	77	
32	H	Oklahoma	65	78	
48	A	Kansas St.	49	58	
48	H	Kansas St.	87	73	

RPI 51-100					
RPI	S	Opponent	Score		
136	A	Iowa St.	72	62	
136	H	Iowa St.	79	69	
141	A	Texas Tech	78	69	
141	H	Texas Tech	69	48	
180	H	UTRGV	71	67	
183	A	Butler	53	65	
196	A	SMU	89	79	
205	H	Sam Houston St.	85	59	
210	H	SFA	88	55	
222	A	Kansas	70	44	
222	H	Kansas	55	52	
222	N	Kansas	64	81	
270	H	La.-Monroe	80	42	
278	H	Prairie View	69	60	
332	H	New Orleans	85	36	
333	H	Southern Utah	76	47	

T
C
U

LAST 12 Division I GAMES:					
222	N	Kansas	64	81	
222	H	Kansas	55	52	
7	A	Texas	58	71	
22	A	West Virginia	72	83	
30	H	Oklahoma St.	79	65	
222	A	Kansas	70	44	
136	H	Iowa St.	79	69	
2	H	Baylor	75	81	
32	A	Oklahoma	64	77	
30	A	Oklahoma St.	52	80	
136	A	Iowa St.	72	62	
22	H	West Virginia	84	97	

Non-Div I Games:

TCU

Average RPI Win:	184	WON-LOST	WINNING	LAST 10	STRENGTH OF	OPP. STRENGTH	TEAM	ADJ.	CONF.	ADJ CONF.
Average RPI Loss:	60	RECORD	PCT. RANK	GAMES	SCHEDULE	OF SCHEDULE	RPI	RPI	RPI	RPI
DIV. I ONLY	20- 11	83	6- 4	85	76	69	69	9	9	
DIV. I NON-CONF.	6- 5	146	0- 0	43	48	103	103	7	7	
TOTALS	RPI 1-25	RPI 26-50	W-L RECORDS	RPI 51-100	RPI 101-150	RPI 150+				
20- 11	1- 5	1- 1	OVERALL	3- 2	2- 2	13- 1				
12- 3	1- 1	1- 1	HOME	2- 0	1- 1	7- 0				
7- 7	0- 2	0- 0	AWAY	1- 1	1- 0	5- 0				
1- 1	0- 1	0- 0	NEUTRAL	0- 0	0- 0	1- 0				
6- 5	0- 1	1- 1	NON-CONFERENCE	1- 2	0- 1	4- 0				
4- 2	0- 0	1- 1	HOME	1- 0	0- 1	2- 0				
2- 3	0- 1	0- 0	AWAY	0- 2	0- 0	2- 0				
0- 0	0- 0	0- 0	NEUTRAL	0- 0	0- 0	0- 0				
14- 6	1- 4	0- 0	CONFERENCE	2- 0	2- 1	9- 1				
8- 1	1- 1	0- 0	HOME	1- 0	1- 0	5- 0				
5- 4	0- 2	0- 0	AWAY	1- 0	1- 1	3- 1				
1- 1	0- 1	0- 0	NEUTRAL	0- 0	0- 0	1- 0				

RPI	S	Opponent	Score	RPI	S	Opponent	Score	RPI	S	Opponent	Score	RPI	S	Opponent	Score
3	A	UConn	49 104	26	H	Florida	97 91	52	A	Rutgers	51 61	113	A	Memphis	97 100
3	H	UConn	60 85	27	H	Penn	54 60	55	H	Villanova	61 55	113	H	Memphis	82 58
15	A	Florida St.	47 75					74	A	Tulane	72 54	118	H	Saint Joseph's	67 70
21	A	South Fla.	62 76					74	H	Tulane	72 67	148	A	East Carolina	83 63
21	H	South Fla.	68 66					87	A	Quinnipiac	56 58	163	A	Fordham	57 44
21	N	South Fla.	46 64									194	H	Tulsa	66 46
												194	N	Tulsa	78 52
												196	A	SMU	67 69
												196	H	SMU	55 35
												201	H	Sacred Heart	92 62
												243	A	Cincinnati	74 49
												243	H	Cincinnati	74 51
												275	A	UCF	71 63
												275	H	UCF	78 64
												281	A	La Salle	77 48
												285	A	Houston	75 66
												285	H	Houston	78 48
												324	H	Delaware St.	100 59
LAST 12 Division I GAMES:															
21	N	South Fla.	46 64	3	H	UConn	60 85								
194	N	Tulsa	78 52	285	H	Houston	78 48								
275	H	UCF	78 64	243	A	Cincinnati	74 49								
21	A	South Fla.	62 76	21	H	South Fla.	68 66								
74	H	Tulane	72 67	196	H	SMU	55 35								
113	A	Memphis	97 100	148	A	East Carolina	83 63								

Non-Div I Games:

Temple

Tennessee

Through Games Of March 13, 2016

Average RPI Win:	100	WON-LOST	WINNING	LAST 10	STRENGTH OF	OPP. STRENGTH	TEAM	ADJ.	CONF.	ADJ CONF.
Average RPI Loss:	52	RECORD	PCT. RANK	GAMES	SCHEDULE	OF SCHEDULE	RPI	RPI	RPI	RPI
DIV. I ONLY	19- 13	119	5- 5	1	20	28	28	2	2	
DIV. I NON-CONF.	9- 4	95	0- 0	2	27	9	9	2	2	
TOTALS	RPI 1-25	RPI 26-50	W-L RECORDS	RPI 51-100	RPI 101-150	RPI 150+				
19- 13	3- 8	4- 1	OVERALL	4- 0	3- 3	5- 1				
13- 4	1- 2	3- 1	HOME	3- 0	2- 1	4- 0				
4- 8	1- 5	1- 0	AWAY	1- 0	0- 2	1- 1				
2- 1	1- 1	0- 0	NEUTRAL	0- 0	1- 0	0- 0				
9- 4	2- 3	2- 0	NON-CONFERENCE	1- 0	1- 1	3- 0				
7- 2	1- 1	2- 0	HOME	1- 0	1- 1	2- 0				
2- 2	1- 2	0- 0	AWAY	0- 0	0- 0	1- 0				
0- 0	0- 0	0- 0	NEUTRAL	0- 0	0- 0	0- 0				
10- 9	1- 5	2- 1	CONFERENCE	3- 0	2- 2	2- 1				
6- 2	0- 1	1- 1	HOME	2- 0	1- 0	2- 0				
2- 6	0- 3	1- 0	AWAY	1- 0	0- 2	0- 1				
2- 1	1- 1	0- 0	NEUTRAL	0- 0	1- 0	0- 0				

RPI 1-25				RPI 26-50				Team's RPI: 28	RPI 51-100				RPI 101+			
RPI	S	Opponent	Score	RPI	S	Opponent	Score		RPI	S	Opponent	Score	RPI	S	Opponent	Score
1	A	Notre Dame	66 79	26	H	Florida	66 74		57	H	Auburn	79 52	124	H	Virginia Tech	43 57
4	H	South Carolina	56 62	35	H	Georgia	80 60		73	A	Vanderbilt	69 51	125	A	LSU	56 57
5	A	Oregon St.	53 50	40	H	Chattanooga	59 57		73	H	Vanderbilt	58 49	138	H	Penn St.	74 66
7	H	Texas	53 64	44	H	Albany (NY)	63 55		90	H	Central Ark.	102 47	142	A	Arkansas	59 64
9	A	Stanford	55 69	45	A	Missouri	71 55						142	H	Arkansas	75 57
12	H	Syracuse	57 55										142	N	Arkansas	68 51
13	A	Kentucky	63 64										160	A	Alabama	46 54
19	A	Texas A&M	71 76										160	H	Alabama	70 42
19	N	Texas A&M	70 60										164	H	ETSU	85 49
24	A	Mississippi St.	63 65										175	H	Ole Miss	57 51
24	N	Mississippi St.	48 58										190	H	Stetson	90 56
													302	A	Wichita St.	58 51
LAST 12 Division I GAMES:																
		24 N Mississippi St.	48 58			175 H Ole Miss	57 51									
		19 N Texas A&M	70 60			4 H South Carolina	56 62									
		142 N Arkansas	68 51			73 A Vanderbilt	69 51									
		35 H Georgia	80 60			19 A Texas A&M	71 76									
		160 A Alabama	46 54			142 H Arkansas	75 57									
		125 A LSU	56 57			160 H Alabama	70 42									

Non-Div I Games:

Tennessee

■ Loss,
■ Non-Conf,
■ S Site,
■ H Home
■ A Away
N Neutral

Tennessee St.

Through Games Of March 13, 2016

Average RPI Win:	271	WON-LOST	WINNING	LAST 10	STRENGTH OF	OPP. STRENGTH	TEAM	ADJ.	CONF.	ADJ CONF.
Average RPI Loss:	152	RECORD	PCT. RANK	GAMES	SCHEDULE	OF SCHEDULE	RPI	RPI	RPI	RPI
DIV. I ONLY	10- 18	253	3- 7	200	247	256	256	24	24	
DIV. I NON-CONF.	3- 8	258	0- 0	108	144	217	217	24	24	
TOTALS	RPI 1-25	RPI 26-50	W-L RECORDS	RPI 51-100	RPI 101-150	RPI 150+				
10- 18	0- 2	0- 1	OVERALL	0- 3	1- 3	9- 9				
7- 3	0- 0	0- 0	HOME	0- 1	1- 0	6- 2				
2- 12	0- 2	0- 1	AWAY	0- 1	0- 3	2- 5				
1- 3	0- 0	0- 0	NEUTRAL	0- 1	0- 0	1- 2				
3- 8	0- 2	0- 1	NON-CONFERENCE	0- 0	0- 2	3- 3				
2- 0	0- 0	0- 0	HOME	0- 0	0- 0	2- 0				
0- 6	0- 2	0- 1	AWAY	0- 0	0- 2	0- 1				
1- 2	0- 0	0- 0	NEUTRAL	0- 0	0- 0	1- 2				
7- 10	0- 0	0- 0	CONFERENCE	0- 3	1- 1	6- 6				
5- 3	0- 0	0- 0	HOME	0- 1	1- 0	4- 2				
2- 6	0- 0	0- 0	AWAY	0- 1	0- 1	2- 4				
0- 1	0- 0	0- 0	NEUTRAL	0- 1	0- 0	0- 0				

RPI 1-25				RPI 26-50				RPI 51-100				RPI 101+ Team's RPI: 256			
RPI	S	Opponent	Score	RPI	S	Opponent	Score	RPI	S	Opponent	Score	RPI	S	Opponent	Score
13	A	Kentucky	39 81	46	A	Indiana	56 88	77	A	Belmont	65 80	108	A	UT Martin	50 77
24	A	Mississippi St.	54 82					77	H	Belmont	51 71	130	A	Youngstown St.	58 69
								77	N	Belmont	60 68	140	A	Southern Ill.	70 79
												149	H	SIUE	73 61
												178	A	Eastern Ky.	67 78
												178	H	Eastern Ky.	66 70
												181	N	Fla. Atlantic	64 69
												184	A	Illinois	43 98
												220	N	Alabama St.	74 64
												228	H	Texas Southern	72 56
												233	A	Southeast Mo. St.	65 75
												234	N	Utah St.	46 63
												260	H	Murray St.	69 58
												269	H	Austin Peay	66 58
												279	A	Tennessee Tech	60 70
												279	H	Tennessee Tech	56 64
												298	A	Jacksonville St.	55 69
												298	H	Jacksonville St.	50 40
												307	A	Morehead St.	68 60
												307	H	Morehead St.	78 76
												334	H	Lipscomb	77 65
												340	A	Eastern Ill.	62 53
LAST 12 Division I GAMES:															
				77	N	Belmont	60 68	307	H	Morehead St.	78 76				
				77	H	Belmont	51 71	178	H	Eastern Ky.	66 70				
				307	A	Morehead St.	68 60	298	A	Jacksonville St.	55 69				
				298	H	Jacksonville St.	50 40	108	A	UT Martin	50 77				
				178	A	Eastern Ky.	67 78	77	A	Belmont	65 80				
				279	H	Tennessee Tech	56 64	279	A	Tennessee Tech	60 70				

Non-Div I Games: Lane 75 44 North Ala. 58 40

Tennessee St.

Loss, Non-Conf, S Site, H Home A Away N Neutral

Tennessee Tech

Through Games Of March 13, 2016

Average RPI Win:	285	WON-LOST	WINNING	LAST 10	STRENGTH OF	OPP. STRENGTH	TEAM	ADJ.	CONF.	ADJ CONF.
Average RPI Loss:	157	RECORD	PCT. RANK	GAMES	SCHEDULE	OF SCHEDULE	RPI	RPI	RPI	RPI
DIV. I ONLY	10- 19	258	5- 5	252	231	279	279	24	24	
DIV. I NON-CONF.	4- 9	245	0- 0	186	149	261	261	24	24	
TOTALS	RPI 1-25	RPI 26-50	W-L RECORDS	RPI 51-100	RPI 101-150	RPI 150+				
10- 19	0- 1	0- 2	OVERALL	0- 3	0- 4	10- 9				
7- 9	0- 1	0- 1	HOME	0- 1	0- 2	7- 4				
3- 10	0- 0	0- 1	AWAY	0- 2	0- 2	3- 5				
0- 0	0- 0	0- 0	NEUTRAL	0- 0	0- 0	0- 0				
4- 9	0- 1	0- 2	NON-CONFERENCE	0- 1	0- 2	4- 3				
3- 5	0- 1	0- 1	HOME	0- 0	0- 1	3- 2				
1- 4	0- 0	0- 1	AWAY	0- 1	0- 1	1- 1				
0- 0	0- 0	0- 0	NEUTRAL	0- 0	0- 0	0- 0				
6- 10	0- 0	0- 0	CONFERENCE	0- 2	0- 2	6- 6				
4- 4	0- 0	0- 0	HOME	0- 1	0- 1	4- 2				
2- 6	0- 0	0- 0	AWAY	0- 1	0- 1	2- 4				
0- 0	0- 0	0- 0	NEUTRAL	0- 0	0- 0	0- 0				

RPI 1-25				RPI 26-50				RPI 51-100				RPI 101+ Team's RPI: 279			
RPI	S	Opponent	Score	RPI	S	Opponent	Score	RPI	S	Opponent	Score	RPI	S	Opponent	Score
14	H	Louisville	54 76	35	A	Georgia	48 81	59	A	Middle Tenn.	53 69	108	A	UT Martin	53 67
				43	H	Arkansas St.	55 77	77	A	Belmont	49 70	114	H	Mercer	47 63
								77	H	Belmont	79 80	146	A	Northern Ky.	62 88
												149	H	SIUE	68 83
												168	A	Xavier	47 64
												178	A	Eastern Ky.	77 72
												178	H	Eastern Ky.	67 71
												188	H	Southern Miss.	57 69
												233	H	Southeast Mo. St.	57 60
												252	H	Clemson	53 71
												256	A	Tennessee St.	64 56
												256	H	Tennessee St.	70 60
												260	A	Murray St.	50 56
												269	A	Austin Peay	75 91
												271	H	Georgia St.	72 65
												298	A	Jacksonville St.	46 55
												298	H	Jacksonville St.	51 49
												302	H	Wichita St.	54 48
												307	A	Morehead St.	71 75
												307	H	Morehead St.	77 69
												311	A	UNCG	73 64
												334	H	Lipscomb	81 70
												340	H	Eastern Ill.	81 74
LAST 12 Division I GAMES:															
178	H	Eastern Ky.	67 71	77	H	Belmont	79 80	307	A	Morehead St.	71 75	178	A	Eastern Ky.	77 72
77	A	Belmont	49 70	256	H	Tennessee St.	70 60	233	H	Southeast Mo. St.	57 60	108	A	UT Martin	53 67
307	H	Morehead St.	77 69	298	A	Jacksonville St.	46 55								
298	H	Jacksonville St.	51 49												
256	A	Tennessee St.	64 56												
298	A	Jacksonville St.	46 55												

Non-Div I Games:

Tennessee Tech

■ Loss,
■ Non-Conf,
■ S Site,
■ H Home
■ A Away
N Neutral

Average RPI Win: 117	WON-LOST	WINNING	LAST 10	STRENGTH OF	OPP. STRENGTH	TEAM	ADJ.	CONF.	ADJ CONF.
Average RPI Loss: 10	RECORD	PCT. RANK	GAMES	SCHEDULE	OF SCHEDULE	RPI	RPI	RPI	RPI
DIV. I ONLY	28- 4	10	7- 3	24	5	7	7	3	3
DIV. I NON-CONF.	11- 0	1	0- 0	115	18	10	10	3	3
TOTALS	RPI 1-25	RPI 26-50	W-L RECORDS	RPI 51-100	RPI 101-150	RPI 150+			
28- 4	5- 3	6- 1	OVERALL	0- 0	9- 0	8- 0			
15- 1	3- 1	3- 0	HOME	0- 0	4- 0	5- 0			
10- 2	1- 0	3- 0	AWAY	0- 0	4- 0	2- 0			
3- 1	1- 1	0- 0	NEUTRAL	0- 0	1- 0	1- 0			
11- 0	2- 0	1- 0	NON-CONFERENCE	0- 0	3- 0	5- 0			
7- 0	2- 0	0- 0	HOME	0- 0	1- 0	4- 0			
3- 0	0- 0	1- 0	AWAY	0- 0	1- 0	1- 0			
1- 0	0- 0	0- 0	NEUTRAL	0- 0	1- 0	0- 0			
17- 4	3- 3	5- 1	CONFERENCE	0- 0	6- 0	3- 0			
8- 1	1- 1	3- 0	HOME	0- 0	3- 0	1- 0			
7- 2	1- 1	2- 1	AWAY	0- 0	3- 0	1- 0			
2- 1	1- 1	0- 0	NEUTRAL	0- 0	0- 0	1- 0			

RPI 1-25				Team's RPI: 7		RPI 26-50				RPI 51-100				RPI 101+			
RPI	S	Opponent	Score	RPI	S	Opponent	Score	RPI	S	Opponent	Score	RPI	S	Opponent	Score		
2	A	Baylor	48 74	28	A	Tennessee	64 53					102	A	Little Rock	66 56		
2	H	Baylor	67 80	30	A	Oklahoma St.	78 48					109	A	TCU	65 58		
2	N	Baylor	63 79	30	H	Oklahoma St.	70 55					109	H	TCU	71 58		
9	H	Stanford	77 69	32	A	Oklahoma	56 74					133	H	Northwestern St.	86 33		
22	A	West Virginia	65 54	32	H	Oklahoma	83 76					136	A	Iowa St.	65 49		
22	H	West Virginia	73 50	48	A	Kansas St.	66 51					136	H	Iowa St.	75 54		
22	N	West Virginia	67 51	48	H	Kansas St.	58 51					141	A	Texas Tech	76 55		
24	H	Mississippi St.	53 47									141	H	Texas Tech	86 62		
</																	

Non-Div I Games:

Texas

Average RPI Win:	113	WON-LOST	WINNING	LAST 10	STRENGTH OF	OPP. STRENGTH	TEAM	ADJ.	CONF.	ADJ CONF.
Average RPI Loss:	30	RECORD	PCT. RANK	GAMES	SCHEDULE	OF SCHEDULE	RPI	RPI	RPI	RPI
DIV. I ONLY	21- 9	64	6- 4	11	11	19	19	2	2	
DIV. I NON-CONF.	10- 3	61	0- 0	23	19	26	26	2	2	
TOTALS	RPI 1-25	RPI 26-50	W-L RECORDS	RPI 51-100	RPI 101-150	RPI 150+				
21- 9	1- 5	5- 3	OVERALL	3- 0	6- 1	6- 0				
12- 3	1- 2	3- 1	HOME	0- 0	4- 0	4- 0				
6- 3	0- 0	1- 0	AWAY	2- 0	1- 0	2- 0				
3- 3	0- 2	1- 1	NEUTRAL	1- 0	1- 0	0- 0				
10- 3	0- 2	2- 1	NON-CONFERENCE	1- 0	4- 0	3- 0				
6- 1	0- 0	0- 1	HOME	0- 0	3- 0	3- 0				
1- 0	0- 0	1- 0	AWAY	0- 0	0- 0	0- 0				
3- 2	0- 2	1- 0	NEUTRAL	1- 0	1- 0	0- 0				
11- 6	1- 3	3- 2	CONFERENCE	2- 0	2- 1	3- 0				
6- 2	1- 2	3- 0	HOME	0- 0	1- 0	1- 0				
5- 3	0- 1	0- 1	AWAY	2- 0	1- 1	2- 0				
0- 1	0- 0	0- 1	NEUTRAL	0- 0	0- 0	0- 0				

RPI	S	Opponent	Score	RPI	S	Opponent	Score	RPI	S	Opponent	Score	RPI	S	Opponent	Score
4	A	South Carolina	58 59	26	A	Florida	81 83	57	A	Auburn	57 49	102	H	Little Rock	69 39
4	H	South Carolina	63 70	28	H	Tennessee	76 71	73	A	Vanderbilt	75 63	105	N	Hawaii	82 41
6	N	Ohio St.	80 95	28	N	Tennessee	60 70	84	N	California	75 58	109	H	TCU	82 78
13	H	Kentucky	58 71	29	H	DePaul	66 80					125	A	LSU	53 35
16	N	BYU	64 72	32	N	Oklahoma	74 68					125	H	LSU	68 54
24	H	Mississippi St.	64 58	35	H	Georgia	73 62					142	A	Arkansas	61 67
				45	H	Missouri	81 77					147	H	Southern U.	88 47
				47	A	Duke	72 66					160	A	Alabama	59 56
												175	A	Ole Miss	62 48
												175	H	Ole Miss	81 58
												196	H	SMU	67 55
												246	H	Texas St.	87 50
												278	H	Prairie View	88 30
LAST 12 Division I GAMES:															
28	N	Tennessee	60 70	24	H	Mississippi St.	64 58								
13	H	Kentucky	58 71	28	H	Tennessee	76 71								
57	A	Auburn	57 49	26	A	Florida	81 83								
73	A	Vanderbilt	75 63	4	H	South Carolina	63 70								
125	H	LSU	68 54	160	A	Alabama	59 56								
175	A	Ole Miss	62 48	45	H	Missouri	81 77								

Non-Div I Games:

Texas A&M

■ Loss,
■ Non-Conf, S Site,
■ Home
■ Away
N Neutral

Texas Southern

Through Games Of March 13, 2016

Average RPI Win:	295	WON-LOST	WINNING	LAST 10	STRENGTH OF	OPP. STRENGTH	TEAM	ADJ.	CONF.	ADJ CONF.
Average RPI Loss:	183	RECORD	PCT. RANK	GAMES	SCHEDULE	OF SCHEDULE	RPI	RPI	RPI	RPI
DIV. I ONLY	19- 11	88	6- 4	348	322	228	228	31	31	
DIV. I NON-CONF.	4- 6	201	0- 0	343	87	289	289	31	31	
TOTALS	RPI 1-25	RPI 26-50	W-L RECORDS	RPI 51-100	RPI 101-150	RPI 150+				
19- 11	0- 0	0- 1	OVERALL	0- 0	1- 3	18- 7				
8- 4	0- 0	0- 0	HOME	0- 0	1- 0	7- 4				
9- 6	0- 0	0- 1	AWAY	0- 0	0- 2	9- 3				
2- 1	0- 0	0- 0	NEUTRAL	0- 0	0- 1	2- 0				
4- 6	0- 0	0- 1	NON-CONFERENCE	0- 0	0- 1	4- 4				
1- 2	0- 0	0- 0	HOME	0- 0	0- 0	1- 2				
2- 4	0- 0	0- 1	AWAY	0- 0	0- 1	2- 2				
1- 0	0- 0	0- 0	NEUTRAL	0- 0	0- 0	1- 0				
15- 5	0- 0	0- 0	CONFERENCE	0- 0	1- 2	14- 3				
7- 2	0- 0	0- 0	HOME	0- 0	1- 0	6- 2				
7- 2	0- 0	0- 0	AWAY	0- 0	0- 1	7- 1				
1- 1	0- 0	0- 0	NEUTRAL	0- 0	0- 1	1- 0				

RPI 1-25			RPI 26-50			RPI 51-100			RPI 101+			Team's RPI: 228
RPI	S	Opponent	Score	RPI	S	Opponent	Score	RPI	S	Opponent	Score	
				30	A	Oklahoma St.	52 87					
								125	A	LSU	36 86	
								147	A	Southern U.	55 56	
								147	H	Southern U.	59 45	
								147	N	Southern U.	54 62	
								182	A	Grambling	62 50	
								182	H	Grambling	46 49	
								205	H	Sam Houston St.	51 53	
								220	A	Alabama St.	51 57	
								220	H	Alabama St.	48 58	
								222	A	Kansas	65 72	
								225	A	Rice	69 66	
								256	A	Tennessee St.	56 72	
								261	H	Houston Baptist	65 77	
								268	A	UTSA	59 44	
								278	A	Prairie View	50 43	
								278	H	Prairie View	72 65	
								297	A	Alcorn	53 41	
								297	H	Alcorn	68 39	
								308	A	Jackson St.	62 36	
								308	H	Jackson St.	66 47	
								308	N	Jackson St.	65 47	
								312	H	A&M-Corpus Christi	51 43	
								334	N	Lipscomb	66 62	
								337	A	Ark.-Pine Bluff	57 51	
								337	H	Ark.-Pine Bluff	57 30	
								346	A	Alabama A&M	57 38	
LAST 12 Division I GAMES:												
				147	N	Southern U.	54 62	337	A	Ark.-Pine Bluff	57 51	
				308	N	Jackson St.	65 47	349	A	Mississippi Val.	85 30	
				297	A	Alcorn	53 41	182	H	Grambling	46 49	
				147	A	Southern U.	55 56	308	H	Jackson St.	66 47	
				220	H	Alabama St.	48 58	278	A	Prairie View	50 43	
				346	H	Alabama A&M	72 41	346	A	Alabama A&M	57 38	

Non-Div I Games:

Texas Southern

■ Loss,
 ■ Non-Conf,
 ■ S Site,
 ■ Home
 ■ A Away
 N Neutral

T
e
x
a
s
S
o
u
t
h
e
r
n

RPI S Opponent Score

Through Games Of March 13, 2016

RPI	S	Opponent	Score	
346	H	Alabama A&M	72	41
349	A	Mississippi Val.	85	30
349	H	Mississippi Val.	76	38

T
e
x
a
s
S
o
u
t
h
e
r
n

Texas Southern

Average RPI Win:	230	WON-LOST	WINNING	LAST 10	STRENGTH OF	OPP. STRENGTH	TEAM	ADJ.	CONF.	ADJ CONF.
Average RPI Loss:	139	RECORD	PCT. RANK	GAMES	SCHEDULE	OF SCHEDULE	RPI	RPI	RPI	RPI
DIV. I ONLY	10- 19	258	2- 8	166	159	246	246	15	15	
DIV. I NON-CONF.	3- 5	218	0- 0	116	53	177	177	14	14	
TOTALS	RPI 1-25	RPI 26-50	W-L RECORDS	RPI 51-100	RPI 101-150	RPI 150+				
10- 19	0- 1	0- 4	OVERALL	0- 0	2- 7	8- 7				
7- 5	0- 0	0- 1	HOME	0- 0	1- 2	6- 2				
3- 10	0- 1	0- 2	AWAY	0- 0	1- 2	2- 5				
0- 4	0- 0	0- 1	NEUTRAL	0- 0	0- 3	0- 0				
3- 5	0- 1	0- 2	NON-CONFERENCE	0- 0	0- 2	3- 0				
2- 0	0- 0	0- 0	HOME	0- 0	0- 0	2- 0				
1- 2	0- 1	0- 1	AWAY	0- 0	0- 0	1- 0				
0- 3	0- 0	0- 1	NEUTRAL	0- 0	0- 2	0- 0				
7- 14	0- 0	0- 2	CONFERENCE	0- 0	2- 5	5- 7				
5- 5	0- 0	0- 1	HOME	0- 0	1- 2	4- 2				
2- 8	0- 0	0- 1	AWAY	0- 0	1- 2	1- 5				
0- 1	0- 0	0- 0	NEUTRAL	0- 0	0- 1	0- 0				

RPI 1-25			RPI 26-50			RPI 51-100			RPI 101+			Team's RPI: 246
RPI	S	Opponent	Score	RPI	S	Opponent	Score	RPI	S	Opponent	Score	
19	A	Texas A&M	50 87	43	A	Arkansas St.	50 87		102	A	Little Rock	45 57
				43	H	Arkansas St.	59 74		102	H	Little Rock	67 57
				45	A	Missouri	56 82		102	N	Little Rock	50 62
				47	N	Duke	34 85		119	A	Troy	79 112
									119	H	Troy	73 88
									123	N	Idaho	55 75
									136	N	Iowa St.	61 83
									137	A	La.-Lafayette	46 42
									137	H	La.-Lafayette	47 59
									156	A	UT Arlington	69 78
									156	H	UT Arlington	48 80
									193	A	South Ala.	73 71
									193	H	South Ala.	56 70
									240	H	North Texas	64 62
									259	A	Appalachian St.	71 90
									259	H	Appalachian St.	87 76
									261	A	Houston Baptist	71 66
									268	H	UTSA	72 64
									270	A	La.-Monroe	59 63
									270	H	La.-Monroe	63 57
									271	A	Georgia St.	62 73
									271	H	Georgia St.	80 71
									294	A	Ga. Southern	64 78
									294	H	Ga. Southern	61 56
LAST 12 Division I GAMES:												
				102	N	Little Rock	50 62		137	H	La.-Lafayette	47 59
				193	H	South Ala.	56 70		270	H	La.-Monroe	63 57
				119	H	Troy	73 88		259	H	Appalachian St.	87 76
				156	A	UT Arlington	69 78		156	H	UT Arlington	48 80
				102	A	Little Rock	45 57		294	A	Ga. Southern	64 78
				43	A	Arkansas St.	50 87		271	A	Georgia St.	62 73

Non-Div I Games: Tex. A&M-Commerce 80 60 St. Edward's 52 44

Texas St.

■ Loss,
 ■ Non-Conf,
 ■ S Site,
 ■ Home
 ■ A Away
 N Neutral

Average RPI Win:	208	WON-LOST	WINNING	LAST 10	STRENGTH OF	OPP. STRENGTH	TEAM	ADJ.	CONF.	ADJ CONF.
Average RPI Loss:	41	RECORD	PCT. RANK	GAMES	SCHEDULE	OF SCHEDULE	RPI	RPI	RPI	RPI
DIV. I ONLY	13- 18	219	2- 8	41	46	141	141	3	3	
DIV. I NON-CONF.	9- 2	37	0- 0	203	292	96	96	3	3	
TOTALS	RPI 1-25	RPI 26-50	W-L RECORDS	RPI 51-100	RPI 101-150	RPI 150+				
13- 18	0- 7	0- 7	OVERALL	1- 1	3- 3	9- 0				
10- 7	0- 3	0- 3	HOME	1- 0	2- 1	7- 0				
1- 9	0- 0	0- 0	AWAY	0- 0	0- 0	1- 0				
2- 2	0- 1	0- 1	NEUTRAL	0- 0	1- 0	1- 0				
9- 2	0- 0	0- 1	NON-CONFERENCE	1- 1	1- 0	7- 0				
8- 0	0- 0	0- 0	HOME	1- 0	1- 0	6- 0				
0- 1	0- 0	0- 0	AWAY	0- 1	0- 0	0- 0				
1- 1	0- 0	0- 1	NEUTRAL	0- 0	0- 0	1- 0				
4- 16	0- 7	0- 6	CONFERENCE	0- 0	2- 3	2- 0				
2- 7	0- 3	0- 3	HOME	0- 0	1- 1	1- 0				
1- 8	0- 3	0- 3	AWAY	0- 0	0- 2	1- 0				
1- 1	0- 1	0- 0	NEUTRAL	0- 0	1- 0	0- 0				

RPI S	Opponent	Score	RPI S	Opponent	Score	RPI S	Opponent	Score	RPI S	Opponent	Score	Team's RPI: 141
2	A Baylor	43 69	30	A Oklahoma St.	57 70	63	A Santa Clara	70 75	109	A TCU	48 69	
2	H Baylor	36 66	30	H Oklahoma St.	46 69	76	H Abilene Christian	71 65	109	H TCU	69 78	
2	N Baylor	51 82	32	A Oklahoma	53 92				123	H Idaho	78 62	
7	A Texas	62 86	32	H Oklahoma	60 70				136	A Iowa St.	48 77	
7	H Texas	55 76	33	N Washington	73 77				136	H Iowa St.	69 66	
22	A West Virginia	57 79	48	A Kansas St.	53 65				136	N Iowa St.	89 84	
22	H West Virginia	42 69	48	H Kansas St.	53 65				163	N Fordham	62 48	
									167	H Idaho St.	79 64	
									182	H Grambling	70 55	
									222	A Kansas	69 58	
									222	H Kansas	54 44	
									291	H Niagara	79 45	
									317	H Southeastern La.	113 51	
									331	H Incarnate Word	70 55	
									337	H Ark.-Pine Bluff	84 40	
LAST 12 Division I GAMES:												
	2 N Baylor	51 82		136 A Iowa St.	48 77							
	136 N Iowa St.	89 84		2 H Baylor	36 66							
	32 H Oklahoma	60 70		30 A Oklahoma St.	57 70							
	222 A Kansas	69 58		22 H West Virginia	42 69							
	7 H Texas	55 76		222 H Kansas	54 44							
	48 A Kansas St.	53 65		2 A Baylor	43 69							

Non-Div I Games:

Texas Tech

■ Loss,
■ Non-Conf,
■ S Site,
■ H Home
■ A Away
N Neutral

Average RPI Win:	215	WON-LOST	WINNING	LAST 10	STRENGTH OF	OPP. STRENGTH	TEAM	ADJ.	CONF.	ADJ CONF.
Average RPI Loss:	76	RECORD	PCT. RANK	GAMES	SCHEDULE	OF SCHEDULE	RPI	RPI	RPI	RPI
DIV. I ONLY	17- 13	137	6- 4	97	113	117	117	11	11	
DIV. I NON-CONF.	5- 6	180	0- 0	80	72	144	144	13	13	
TOTALS	RPI 1-25	RPI 26-50	W-L RECORDS	RPI 51-100	RPI 101-150	RPI 150+				
17- 13	0- 1	0- 2	OVERALL	3- 7	3- 3	11- 0				
8- 5	0- 0	0- 0	HOME	1- 4	2- 1	5- 0				
7- 5	0- 0	0- 0	AWAY	1- 0	1- 0	5- 0				
2- 3	0- 0	0- 1	NEUTRAL	1- 1	0- 1	1- 0				
5- 6	0- 1	0- 2	NON-CONFERENCE	1- 2	0- 1	4- 0				
2- 2	0- 0	0- 0	HOME	0- 1	0- 1	2- 0				
1- 2	0- 1	0- 1	AWAY	0- 0	0- 0	1- 0				
2- 2	0- 0	0- 1	NEUTRAL	1- 1	0- 0	1- 0				
12- 7	0- 0	0- 0	CONFERENCE	2- 5	3- 2	7- 0				
6- 3	0- 0	0- 0	HOME	1- 3	2- 0	3- 0				
6- 3	0- 0	0- 0	AWAY	1- 2	1- 1	4- 0				
0- 1	0- 0	0- 0	NEUTRAL	0- 0	0- 1	0- 0				

RPI 1-25				RPI 26-50				RPI 51-100				RPI 101+ Team's RPI: 117			
RPI	S	Opponent	Score	RPI	S	Opponent	Score	RPI	S	Opponent	Score	RPI	S	Opponent	Score
1	A	Notre Dame	39 74	34	A	St. Bonaventure	63 74	51	H	Ohio	57 77	106	H	Buffalo	71 60
				44	N	Albany (NY)	55 63	64	A	Ball St.	69 75	126	A	Akron	71 81
								64	H	Ball St.	58 68	126	N	Akron	71 73
								67	A	Central Mich.	81 79	127	H	Arizona	59 62
								67	H	Central Mich.	76 72	150	A	Western Mich.	80 68
								68	N	VCU	80 61	150	H	Western Mich.	80 73
								83	H	Dayton	57 83	247	N	Columbia	88 75
								86	A	Eastern Mich.	41 59	249	A	Ill.-Chicago	60 51
								86	H	Eastern Mich.	46 58	255	A	Bowling Green	68 60
								97	N	Harvard	70 76	255	H	Bowling Green	75 61
LAST 12 Division I GAMES:															
126	N	Akron	71 73	255	A	Bowling Green	68 60	263	A	Northern Ill.	89 83	318	A	Kent St.	67 64
64	H	Ball St.	58 68	51	H	Ohio	57 77	106	H	Buffalo	71 60	318	H	Kent St.	73 67
67	H	Central Mich.	76 72	150	A	Western Mich.	80 68	264	H	Cleveland St.	66 53	337	H	Ark.-Pine Bluff	74 47
263	A	Northern Ill.	89 83	255	H	Bowling Green	75 61	283	A	Miami (OH)	55 50				
86	H	Eastern Mich.	46 58					318	A	Kent St.	67 64				
67	A	Central Mich.	81 79												

Non-Div I Games:

Toledo

■ Loss,
 ■ Non-Conf,
 ■ S Site,
 ■ H Home
 ■ A Away
 N Neutral

Average RPI Win:	203	WON-LOST	WINNING	LAST 10	STRENGTH OF	OPP. STRENGTH	TEAM	ADJ.	CONF.	ADJ CONF.
Average RPI Loss:	151	RECORD	PCT. RANK	GAMES	SCHEDULE	OF SCHEDULE	RPI	RPI	RPI	RPI
DIV. I ONLY	7- 24	307	2- 8	182	158	286	286	12	12	
DIV. I NON-CONF.	3- 8	258	0- 0	260	275	294	294	10	10	
TOTALS	RPI 1-25	RPI 26-50	W-L RECORDS	RPI 51-100	RPI 101-150	RPI 150+				
7- 24	0- 0	0- 2	OVERALL	1- 8	0- 1	6- 13				
4- 9	0- 0	0- 1	HOME	1- 3	0- 0	3- 5				
1- 14	0- 0	0- 1	AWAY	0- 4	0- 1	1- 8				
2- 1	0- 0	0- 0	NEUTRAL	0- 1	0- 0	2- 0				
3- 8	0- 0	0- 0	NON-CONFERENCE	0- 2	0- 1	3- 5				
2- 2	0- 0	0- 0	HOME	0- 1	0- 0	2- 1				
0- 6	0- 0	0- 0	AWAY	0- 1	0- 1	0- 4				
1- 0	0- 0	0- 0	NEUTRAL	0- 0	0- 0	1- 0				
4- 16	0- 0	0- 2	CONFERENCE	1- 6	0- 0	3- 8				
2- 7	0- 0	0- 1	HOME	1- 2	0- 0	1- 4				
1- 8	0- 0	0- 1	AWAY	0- 3	0- 0	1- 4				
1- 1	0- 0	0- 0	NEUTRAL	0- 1	0- 0	1- 0				

RPI S	Opponent	Score	RPI S	Opponent	Score	RPI S	Opponent	Score	RPI S	Opponent	Score	Team's RPI: 286
31	A James Madison	45 61	31	H James Madison	57 64	57	H Auburn	52 74	101	A Georgetown	46 82	
						75	A Hofstra	60 64	151	A Northeastern	72 71	
						75	H Hofstra	56 74	151	H Northeastern	63 81	
						80	A Drexel	40 56	152	A Delaware	64 69	
						80	H Drexel	33 74	152	H Delaware	62 66	
						80	N Drexel	54 71	169	A Cornell	60 88	
						81	A Minnesota	86 105	170	A George Mason	76 88	
						92	A Elon	58 80	187	H UMBC	61 51	
						92	H Elon	85 78	219	A William & Mary	65 78	
									219	H William & Mary	54 73	
									219	N William & Mary	71 65	
									226	A Col. of Charleston	55 67	
									226	H Col. of Charleston	62 51	
									231	H Coppin St.	69 81	
									242	N Western Ill.	83 77	
									274	A UNCW	51 53	
									274	H UNCW	49 52	
									284	A Rider	72 78	
									305	H UMKC	70 47	
									326	A North Florida	72 74	
LAST 12 Division I GAMES:												
80	N Drexel	54 71	80	A Drexel	40 56							
219	N William & Mary	71 65	226	H Col. of Charleston	62 51							
80	H Drexel	33 74	92	A Elon	58 80							
151	H Northeastern	63 81	75	H Hofstra	56 74							
219	A William & Mary	65 78	152	H Delaware	62 66							
31	A James Madison	45 61	226	A Col. of Charleston	55 67							

Non-Div I Games:

Towson

Average RPI Win: 216		WON-LOST	WINNING	LAST 10	STRENGTH OF	OPP. STRENGTH	TEAM	ADJ.	CONF.	ADJ CONF.
Average RPI Loss: 138		RECORD	PCT. RANK	GAMES	SCHEDULE	OF SCHEDULE	RPI	RPI	RPI	RPI
DIV. I ONLY		18- 12	115	9- 1	163	203	119	119	15	15
DIV. I NON-CONF.		3- 4	197	0- 0	182	251	145	145	14	14
TOTALS		RPI 1-25	RPI 26-50	W-L RECORDS	RPI 51-100	RPI 101-150	RPI 150+			
18- 12	0- 0		1- 2	OVERALL	0- 2	3- 3	14- 5			
8- 3	0- 0		0- 1	HOME	0- 0	2- 0	6- 2			
7- 9	0- 0		0- 1	AWAY	0- 2	0- 3	7- 3			
3- 0	0- 0		1- 0	NEUTRAL	0- 0	1- 0	1- 0			
3- 4	0- 0		0- 0	NON-CONFERENCE	0- 2	0- 1	3- 1			
1- 0	0- 0		0- 0	HOME	0- 0	0- 0	1- 0			
2- 4	0- 0		0- 0	AWAY	0- 2	0- 1	2- 1			
0- 0	0- 0		0- 0	NEUTRAL	0- 0	0- 0	0- 0			
15- 8	0- 0		1- 2	CONFERENCE	0- 0	3- 2	11- 4			
7- 3	0- 0		0- 1	HOME	0- 0	2- 0	5- 2			
5- 5	0- 0		0- 1	AWAY	0- 0	0- 2	5- 2			
3- 0	0- 0		1- 0	NEUTRAL	0- 0	1- 0	1- 0			

[illegible]

Non-Div I Games:	West Ala.	103	72	Fort Valley St.	118	72
------------------	-----------	-----	----	-----------------	-----	----

Troy

■ Loss, ■ Non-Conf, S Site, H Home A Away N Neutral

Average RPI Win:	192	WON-LOST	WINNING	LAST 10	STRENGTH OF	OPP. STRENGTH	TEAM	ADJ.	CONF.	ADJ CONF.
Average RPI Loss:	35	RECORD	PCT. RANK	GAMES	SCHEDULE	OF SCHEDULE	RPI	RPI	RPI	RPI
DIV. I ONLY	21- 11	81	6- 4	83	77	74	74	9	9	
DIV. I NON-CONF.	9- 3	69	0- 0	69	64	52	52	7	7	
TOTALS	RPI 1-25	RPI 26-50	W-L RECORDS	RPI 51-100	RPI 101-150	RPI 150+				
21- 11	0- 7	0- 0	OVERALL	1- 3	8- 1	12- 0				
13- 3	0- 2	0- 0	HOME	1- 1	5- 0	7- 0				
6- 5	0- 3	0- 0	AWAY	0- 1	1- 1	5- 0				
2- 3	0- 2	0- 0	NEUTRAL	0- 1	2- 0	0- 0				
9- 3	0- 2	0- 0	NON-CONFERENCE	1- 1	5- 0	3- 0				
7- 0	0- 0	0- 0	HOME	1- 0	4- 0	2- 0				
1- 1	0- 1	0- 0	AWAY	0- 0	0- 0	1- 0				
1- 2	0- 1	0- 0	NEUTRAL	0- 1	1- 0	0- 0				
12- 8	0- 5	0- 0	CONFERENCE	0- 2	3- 1	9- 0				
6- 3	0- 2	0- 0	HOME	0- 1	1- 0	5- 0				
5- 4	0- 2	0- 0	AWAY	0- 1	1- 1	4- 0				
1- 1	0- 1	0- 0	NEUTRAL	0- 0	1- 0	0- 0				

RPI	S	Opponent	Score	RPI	S	Opponent	Score	RPI	S	Opponent	Score	RPI	S	Opponent	Score
3	A	UConn	40 80					52	N	Rutgers	51 75	102	H	Little Rock	69 53
3	H	UConn	38 96					54	H	Saint Louis	66 58	111	N	Virginia	67 62
3	N	UConn	35 82					69	A	Temple	67 72	113	A	Memphis	67 83
15	A	Florida St.	72 78					69	H	Temple	54 72	113	N	Memphis	70 64
20	N	Green Bay	58 79									125	H	LSU	67 63
21	A	South Fla.	65 77									145	H	McNeese St.	74 55
21	H	South Fla.	67 71									147	H	Southern U.	77 48
												148	A	East Carolina	66 51
												148	H	East Carolina	78 73
												175	A	Ole Miss	61 59
												194	A	Tulsa	71 47
												194	H	Tulsa	61 42
												196	A	SMU	54 42
												196	H	SMU	76 64
												243	H	Cincinnati	70 51
												275	A	UCF	65 53
												275	H	UCF	75 54
												285	A	Houston	59 56
												285	H	Houston	70 48
												308	H	Jackson St.	92 49
												311	H	UNCG	74 53
LAST 12 Division I GAMES:															
3	N	UConn	35 82	275	A	UCF	65 53								
113	N	Memphis	70 64	196	H	SMU	76 64								
243	H	Cincinnati	70 51	21	A	South Fla.	65 77								
3	A	UConn	40 80	285	A	Houston	59 56								
69	A	Temple	67 72	3	H	UConn	38 96								
194	H	Tulsa	61 42	69	H	Temple	54 72								

Non-Div I Games:

Tulane

■ Loss,
■ Non-Conf,
■ S Site,
■ H Home
■ A Away
N Neutral

Average RPI Win: 200	WON-LOST	WINNING	LAST 10	STRENGTH OF	OPP. STRENGTH	TEAM	ADJ.	CONF.	ADJ CONF.
Average RPI Loss: 106	RECORD	PCT. RANK	GAMES	SCHEDULE	OF SCHEDULE	RPI	RPI	RPI	RPI
DIV. I ONLY	12- 19	242	5- 5	128	83	194	194	9	9
DIV. I NON-CONF.	3- 8	258	0- 0	66	69	195	195	7	7
TOTALS	RPI 1-25	RPI 26-50	W-L RECORDS	RPI 51-100	RPI 101-150	RPI 150+			
12- 19	0- 3	0- 2	OVERALL	0- 6	5- 3	7- 5			
5- 9	0- 2	0- 2	HOME	0- 1	1- 2	4- 2			
6- 7	0- 1	0- 0	AWAY	0- 4	4- 0	2- 2			
1- 3	0- 0	0- 0	NEUTRAL	0- 1	0- 1	1- 1			
3- 8	0- 0	0- 2	NON-CONFERENCE	0- 2	2- 2	1- 2			
1- 4	0- 0	0- 2	HOME	0- 0	0- 1	1- 1			
2- 2	0- 0	0- 0	AWAY	0- 2	2- 0	0- 0			
0- 2	0- 0	0- 0	NEUTRAL	0- 0	0- 1	0- 1			
9- 11	0- 3	0- 0	CONFERENCE	0- 4	3- 1	6- 3			
4- 5	0- 2	0- 0	HOME	0- 1	1- 1	3- 1			
4- 5	0- 1	0- 0	AWAY	0- 2	2- 0	2- 2			
1- 1	0- 0	0- 0	NEUTRAL	0- 1	0- 0	1- 0			

RPI 1-25				RPI 26-50				RPI 51-100				RPI 101+ Team's RPI: 194			
RPI	S	Opponent	Score	RPI	S	Opponent	Score	RPI	S	Opponent	Score	RPI	S	Opponent	Score
3	A	UConn	35 95	32	H	Oklahoma	62 75	54	A	Saint Louis	73 82	102	A	Little Rock	74 63
3	H	UConn	30 94	48	H	Kansas St.	67 75	69	A	Temple	46 66	110	N	Drake	80 91
21	H	South Fla.	66 72					69	N	Temple	52 78	113	A	Memphis	65 59
								74	A	Tulane	42 61	113	H	Memphis	58 69
								74	H	Tulane	47 71	142	A	Arkansas	74 67
								91	A	UNI	59 75	143	H	Oral Roberts	53 59
												148	A	East Carolina	55 54
												148	H	East Carolina	81 79
												170	N	George Mason	63 64
												182	H	Grambling	79 51
												196	A	SMU	45 62
												196	H	SMU	56 54
												229	H	Indiana St.	63 67
												243	A	Cincinnati	76 63
												243	H	Cincinnati	53 55
												275	A	UCF	74 75
												275	H	UCF	95 71
												285	A	Houston	79 62
												285	H	Houston	44 28
												285	N	Houston	76 38
LAST 12 Division I GAMES:															
				69	N	Temple	52 78	275	H	UCF	95 71				
				285	N	Houston	76 38	285	H	Houston	44 28				
				243	A	Cincinnati	76 63	148	A	East Carolina	55 54				
				21	H	South Fla.	66 72	275	A	UCF	74 75				
				74	A	Tulane	42 61	3	H	UConn	30 94				
				196	A	SMU	45 62	113	H	Memphis	58 69				

Non-Div I Games:

Tulsa

■ Loss,
■ Non-Conf,
■ S Site,
■ Home
■ A Away
N Neutral

UAB				STRENGTH OF SCHEDULE	OPP. STRENGTH OF SCHEDULE	TEAM RPI	ADJ. RPI	CONF. RPI	ADJ CONF. RPI
Average RPI Win:	211	WON-LOST RECORD	WINNING PCT. RANK						
Average RPI Loss:	107		LAST 10 GAMES						
DIV. I ONLY	15- 16	175	5- 5	115	145	155	155	13	13
DIV. I NON-CONF.	7- 4	110	0- 0	169	236	118	118	11	11

TOTALS	RPI 1-25	RPI 26-50	W-L RECORDS	RPI 51-100	RPI 101-150	RPI 150+			
15- 16	0- 1	0- 5	OVERALL	1- 4	3- 2	11- 4			
10- 4	0- 0	0- 1	HOME	1- 1	3- 1	6- 1			
3- 10	0- 1	0- 2	AWAY	0- 3	0- 1	3- 3			
2- 2	0- 0	0- 2	NEUTRAL	0- 0	0- 0	2- 0			
7- 4	0- 1	0- 1	NON-CONFERENCE	0- 2	2- 0	5- 0			
5- 0	0- 0	0- 0	HOME	0- 0	2- 0	3- 0			
1- 3	0- 1	0- 0	AWAY	0- 2	0- 0	1- 0			
1- 1	0- 0	0- 1	NEUTRAL	0- 0	0- 0	1- 0			
8- 12	0- 0	0- 4	CONFERENCE	1- 2	1- 2	6- 4			
5- 4	0- 0	0- 1	HOME	1- 1	1- 1	3- 1			
2- 7	0- 0	0- 2	AWAY	0- 1	0- 1	2- 3			
1- 1	0- 0	0- 1	NEUTRAL	0- 0	0- 0	1- 0			

RPI 1-25				RPI 26-50				RPI 51-100				RPI 101+ Team's RPI: 155			
RPI	S	Opponent	Score	RPI	S	Opponent	Score	RPI	S	Opponent	Score	RPI	S	Opponent	Score
15	A	Florida St.	44 84	37	A	UTEP	54 62	57	A	Auburn	71 85	112	H	Samford	61 41
				37	N	UTEP	59 62	59	A	Middle Tenn.	40 68	119	H	Troy	89 67
				38	A	Western Ky.	55 64	59	H	Middle Tenn.	72 77	128	A	Marshall	65 73
				38	H	Western Ky.	49 63	77	A	Belmont	62 63	128	H	Marshall	61 64
				49	N	North Carolina St.	56 67	89	H	Charlotte	75 57	129	H	Old Dominion	58 55
												181	A	Fla. Atlantic	67 62
												181	H	Fla. Atlantic	51 52
												188	H	Southern Miss.	53 49
												188	N	Southern Miss.	64 46
												193	A	South Ala.	53 39
												208	H	Louisiana Tech	64 49
												225	A	Rice	64 55
												240	A	North Texas	51 53
												251	N	High Point	56 46
												268	A	UTSA	52 54
												293	H	South Carolina St.	71 38
												304	A	FIU	61 72
												304	H	FIU	71 42
												337	H	Ark.-Pine Bluff	82 32
												349	H	Mississippi Val.	80 33
LAST 12 Division I GAMES:															
				37	N	UTEP	59 62	59	H	Middle Tenn.	72 77				
				188	N	Southern Miss.	64 46	208	H	Louisiana Tech	64 49				
				181	H	Fla. Atlantic	51 52	188	H	Southern Miss.	53 49				
				304	H	FIU	71 42	181	A	Fla. Atlantic	67 62				
				38	A	Western Ky.	55 64	304	A	FIU	61 72				
				128	A	Marshall	65 73	128	H	Marshall	61 64				

Non-Div I Games:

UAB

■ Loss,
 ■ Non-Conf,
 ■ S Site,
 ■ Home
 ■ A Away
 N Neutral

Average RPI Win:	249	WON-LOST	WINNING	LAST 10	STRENGTH OF	OPP. STRENGTH	TEAM	ADJ.	CONF.	ADJ CONF.
Average RPI Loss:	128	RECORD	PCT. RANK	GAMES	SCHEDULE	OF SCHEDULE	RPI	RPI	RPI	RPI
DIV. I ONLY	18- 13	127	6- 4	265	213	166	166	22	22	
DIV. I NON-CONF.	6- 6	160	0- 0	259	128	197	197	21	21	
TOTALS	RPI 1-25	RPI 26-50	W-L RECORDS	RPI 51-100	RPI 101-150	RPI 150+				
18- 13	0- 1	0- 1	OVERALL	2- 3	1- 4	15- 4				
7- 5	0- 1	0- 0	HOME	0- 1	1- 1	6- 2				
9- 5	0- 0	0- 0	AWAY	1- 2	0- 2	8- 1				
2- 3	0- 0	0- 1	NEUTRAL	1- 0	0- 1	1- 1				
6- 6	0- 1	0- 1	NON-CONFERENCE	1- 1	0- 0	5- 3				
1- 3	0- 1	0- 0	HOME	0- 0	0- 0	1- 2				
5- 1	0- 0	0- 0	AWAY	1- 1	0- 0	4- 0				
0- 2	0- 0	0- 1	NEUTRAL	0- 0	0- 0	0- 1				
12- 7	0- 0	0- 0	CONFERENCE	1- 2	1- 4	10- 1				
6- 2	0- 0	0- 0	HOME	0- 1	1- 1	5- 0				
4- 4	0- 0	0- 0	AWAY	0- 1	0- 2	4- 1				
2- 1	0- 0	0- 0	NEUTRAL	1- 0	0- 1	1- 0				

RPI 1-25				RPI 26-50				RPI 51-100				RPI 101+				Team's RPI: 166	
RPI	S	Opponent	Score	RPI	S	Opponent	Score	RPI	S	Opponent	Score	RPI	S	Opponent	Score		
9	H	Stanford	45 74	44	N	Albany (NY)	70 80	53	A	St. Mary's (CA)	78 71	105	A	Hawaii	50 70		
								65	A	UC Riverside	73 80	105	H	Hawaii	60 58		
								65	H	UC Riverside	76 90	105	N	Hawaii	59 78		
								65	N	UC Riverside	81 72	135	A	Long Beach St.	64 74		
								88	A	Utah	58 88	135	H	Long Beach St.	62 75		
												172	H	Sacramento St.	77 92		
												179	H	Pacific	53 66		
												191	A	Cal Poly	75 57		
												191	H	Cal Poly	82 71		
												204	A	Utah Valley	59 55		
												238	A	San Diego St.	65 54		
												267	A	UC Santa Barbara	59 66		
												267	H	UC Santa Barbara	80 51		
												267	N	UC Santa Barbara	71 67		
												289	N	Florida A&M	58 61		
												292	A	Portland	72 47		
												301	A	CSUN	75 52		
												301	H	CSUN	57 50		
												320	A	Portland St.	82 70		
												336	A	UC Irvine	76 70		
												336	H	UC Irvine	74 61		
												339	A	Cal St. Fullerton	63 59		
												339	H	Cal St. Fullerton	80 56		
												341	H	Air Force	66 40		
LAST 12 Division I GAMES:																	
				105	N	Hawaii	59 78	65	H	UC Riverside	76 90						
				65	N	UC Riverside	81 72	105	A	Hawaii	50 70						
				267	N	UC Santa Barbara	71 67	339	H	Cal St. Fullerton	80 56						
				336	A	UC Irvine	76 70	191	H	Cal Poly	82 71						
				135	A	Long Beach St.	64 74	339	A	Cal St. Fullerton	63 59						
				301	H	CSUN	57 50	65	A	UC Riverside	73 80						

Non-Div I Games: Cal St. Monterey Ba91 36

UC Davis

■ Loss,
 ■ Non-Conf,
 ■ S Site,
 ■ Home
 ■ A Away
 N Neutral

Average RPI Win:	332	WON-LOST	WINNING	LAST 10	STRENGTH OF	OPP. STRENGTH	TEAM	ADJ.	CONF.	ADJ CONF.
Average RPI Loss:	178	RECORD	PCT. RANK	GAMES	SCHEDULE	OF SCHEDULE	RPI	RPI	RPI	RPI
DIV. I ONLY	3- 27	342	0- 10	288	207	336	336	22	22	
DIV. I NON-CONF.	2- 11	306	0- 0	267	107	313	313	21	21	
TOTALS	RPI 1-25	RPI 26-50	W-L RECORDS	RPI 51-100	RPI 101-150	RPI 150+				
3- 27	0- 1	0- 2	OVERALL	0- 3	0- 4	3- 17				
1- 12	0- 0	0- 1	HOME	0- 1	0- 2	1- 8				
2- 14	0- 0	0- 0	AWAY	0- 0	0- 0	2- 1				
0- 1	0- 0	0- 1	NEUTRAL	0- 0	0- 0	0- 0				
2- 11	0- 1	0- 2	NON-CONFERENCE	0- 1	0- 0	2- 7				
1- 3	0- 0	0- 1	HOME	0- 0	0- 0	1- 2				
1- 7	0- 1	0- 0	AWAY	0- 1	0- 0	1- 5				
0- 1	0- 0	0- 1	NEUTRAL	0- 0	0- 0	0- 0				
1- 16	0- 0	0- 0	CONFERENCE	0- 2	0- 4	1- 10				
0- 9	0- 0	0- 0	HOME	0- 1	0- 2	0- 6				
1- 7	0- 0	0- 0	AWAY	0- 1	0- 2	1- 4				
0- 0	0- 0	0- 0	NEUTRAL	0- 0	0- 0	0- 0				

RPI 1-25				RPI 26-50				RPI 51-100				RPI 101+ Team's RPI: 336			
RPI	S	Opponent	Score	RPI	S	Opponent	Score	RPI	S	Opponent	Score	RPI	S	Opponent	Score
10	A	UCLA	48 83	36	N	Princeton	42 83	56	A	Southern California	56 75	105	A	Hawaii	35 59
				42	H	St. John's (NY)	63 85	65	A	UC Riverside	69 93	105	H	Hawaii	65 83
								65	H	UC Riverside	72 84	135	A	Long Beach St.	49 67
												135	H	Long Beach St.	65 71
												166	A	UC Davis	61 74
												166	H	UC Davis	70 76
												172	A	Sacramento St.	78 126
												191	A	Cal Poly	38 50
												191	H	Cal Poly	54 72
												200	A	San Jose St.	58 79
												211	A	UNLV	52 72
												216	A	CSU Bakersfield	39 65
												232	H	Grand Canyon	53 58
												244	A	Loyola Marymount	50 95
												267	A	UC Santa Barbara	37 66
												267	H	UC Santa Barbara	43 62
												267	H	UC Santa Barbara	62 80
												301	A	CSUN	48 62
												301	H	CSUN	64 83
												309	H	Northern Ariz.	55 71
												325	H	Nevada	68 64
												333	A	Southern Utah	63 58
												339	A	Cal St. Fullerton	62 58
												339	H	Cal St. Fullerton	53 66
LAST 12 Division I GAMES:															
267	H	UC Santa Barbara	43 62	301	A	CSUN	48 62	267	H	UC Santa Barbara	62 80	191	A	Cal Poly	38 50
166	H	UC Davis	70 76	191	A	Cal Poly	38 50	105	A	Hawaii	35 59	301	H	CSUN	64 83
65	H	UC Riverside	72 84	105	A	Hawaii	35 59	301	H	CSUN	64 83	339	A	Cal St. Fullerton	62 58
135	A	Long Beach St.	49 67	301	H	CSUN	64 83	339	A	Cal St. Fullerton	62 58				
267	A	UC Santa Barbara	37 66												
339	H	Cal St. Fullerton	53 66												

Non-Div I Games: San Diego Christian78 49

UC Irvine

■ Loss,
 ■ Non-Conf, S Site,
 ■ Home
 ■ Away
 N Neutral

UC Riverside

Through Games Of March 13, 2016

Average RPI Win:	227	WON-LOST	WINNING	LAST 10	STRENGTH OF	OPP. STRENGTH	TEAM	ADJ.	CONF.	ADJ CONF.
Average RPI Loss:	62	RECORD	PCT. RANK	GAMES	SCHEDULE	OF SCHEDULE	RPI	RPI	RPI	RPI
DIV. I ONLY	23- 8	51	9- 1	157	190	65	65	22	22	
DIV. I NON-CONF.	7- 7	160	0- 0	61	56	92	92	21	21	
TOTALS	RPI 1-25	RPI 26-50	W-L RECORDS	RPI 51-100	RPI 101-150	RPI 150+				
23- 8	0- 2	0- 2	OVERALL	0- 3	5- 0	18- 1				
11- 1	0- 1	0- 0	HOME	0- 0	3- 0	8- 0				
11- 6	0- 1	0- 2	AWAY	0- 3	2- 0	9- 0				
1- 1	0- 0	0- 0	NEUTRAL	0- 0	0- 0	1- 1				
7- 7	0- 2	0- 2	NON-CONFERENCE	0- 3	1- 0	6- 0				
3- 1	0- 1	0- 0	HOME	0- 0	1- 0	2- 0				
3- 6	0- 1	0- 2	AWAY	0- 3	0- 0	3- 0				
1- 0	0- 0	0- 0	NEUTRAL	0- 0	0- 0	1- 0				
16- 1	0- 0	0- 0	CONFERENCE	0- 0	4- 0	12- 1				
8- 0	0- 0	0- 0	HOME	0- 0	2- 0	6- 0				
8- 0	0- 0	0- 0	AWAY	0- 0	2- 0	6- 0				
0- 1	0- 0	0- 0	NEUTRAL	0- 0	0- 0	0- 1				

RPI 1-25				RPI 26-50				RPI 51-100				Team's RPI: 65	RPI 101+			
RPI	S	Opponent	Score	RPI	S	Opponent	Score	RPI	S	Opponent	Score		RPI	S	Opponent	Score
5	A	Oregon St.	65 86	33	A	Washington	43 78	72	A	San Francisco	76 88		105	A	Hawaii	77 74
10	H	UCLA	56 70	37	A	UTEP	57 68	84	A	California	58 64		105	H	Hawaii	81 77
								85	A	Oregon	81 95		107	H	Fresno St.	86 68
													135	A	Long Beach St.	78 60
													135	H	Long Beach St.	83 58
													166	A	UC Davis	90 76
													166	H	UC Davis	80 73
													166	N	UC Davis	72 81
													191	A	Cal Poly	75 62
													191	H	Cal Poly	93 83
													216	H	CSU Bakersfield	81 61
													232	A	Grand Canyon	85 67
													233	N	Southeast Mo. St.	85 67
													238	A	San Diego St.	85 68
													244	H	Loyola Marymount	80 62
													267	A	UC Santa Barbara	83 53
													267	H	UC Santa Barbara	92 81
													272	A	Seattle	92 70
													301	A	CSUN	84 62
													301	H	CSUN	83 76
													336	A	UC Irvine	84 72
													336	H	UC Irvine	93 69
													339	A	Cal St. Fullerton	90 43
													339	H	Cal St. Fullerton	69 45
LAST 12 Division I GAMES:																
				166	N	UC Davis	72 81						135	H	Long Beach St.	83 58
				339	H	Cal St. Fullerton	69 45						191	A	Cal Poly	75 62
				336	A	UC Irvine	84 72						339	A	Cal St. Fullerton	90 43
				105	H	Hawaii	81 77						301	H	CSUN	83 76
				301	A	CSUN	84 62						166	H	UC Davis	80 73
				166	A	UC Davis	90 76						191	H	Cal Poly	93 83

Non-Div I Games:

UC Riverside

■ Loss,
 ■ Non-Conf,
 ■ S Site,
 ■ Home
 ■ A Away
 N Neutral

Average RPI Win:	288	WON-LOST	WINNING	LAST 10	STRENGTH OF	OPP. STRENGTH	TEAM	ADJ.	CONF.	ADJ CONF.
Average RPI Loss:	139	RECORD	PCT. RANK	GAMES	SCHEDULE	OF SCHEDULE	RPI	RPI	RPI	RPI
DIV. I ONLY	11- 20	255	4- 6	253	238	267	267	22	22	
DIV. I NON-CONF.	2- 11	306	0- 0	201	195	306	306	21	21	
TOTALS	RPI 1-25	RPI 26-50	W-L RECORDS	RPI 51-100	RPI 101-150	RPI 150+				
11- 20	0- 0	0- 0	OVERALL	0- 6	0- 7	11- 7				
7- 6	0- 0	0- 0	HOME	0- 2	0- 2	7- 2				
4- 13	0- 0	0- 0	AWAY	0- 4	0- 5	4- 4				
0- 1	0- 0	0- 0	NEUTRAL	0- 0	0- 0	0- 1				
2- 11	0- 0	0- 0	NON-CONFERENCE	0- 4	0- 3	2- 4				
2- 3	0- 0	0- 0	HOME	0- 1	0- 0	2- 2				
0- 8	0- 0	0- 0	AWAY	0- 3	0- 3	0- 2				
0- 0	0- 0	0- 0	NEUTRAL	0- 0	0- 0	0- 0				
9- 9	0- 0	0- 0	CONFERENCE	0- 2	0- 4	9- 3				
5- 3	0- 0	0- 0	HOME	0- 1	0- 2	5- 0				
4- 5	0- 0	0- 0	AWAY	0- 1	0- 2	4- 2				
0- 1	0- 0	0- 0	NEUTRAL	0- 0	0- 0	0- 1				

RPI S	Opponent	Score	RPI S	Opponent	Score	RPI S	Opponent	Score	RPI S	Opponent	Score	Team's RPI: 267
						63	A Santa Clara	48 66	105	A Hawaii	45 59	
						63	H Santa Clara	37 48	105	H Hawaii	62 63	
						65	A UC Riverside	81 92	123	A Idaho	42 64	
						65	H UC Riverside	53 83	125	A LSU	50 68	
						85	A Oregon	51 79	135	A Long Beach St.	52 60	
						96	A Washington St.	44 61	135	H Long Beach St.	55 58	
									137	A La.-Lafayette	42 61	
									166	A UC Davis	51 80	
									166	H UC Davis	66 59	
									166	N UC Davis	67 71	
									180	H UTRGV	60 62	
									191	A Cal Poly	60 66	
									191	H Cal Poly	78 67	
									216	H CSU Bakersfield	61 60	
									244	H Loyola Marymount	63 70	
									258	A Wyoming	67 76	
									266	A Pepperdine	69 71	
									301	A CSUN	65 49	
									301	H CSUN	70 58	
									307	H Morehead St.	93 78	
									336	A UC Irvine	80 62	
									336	A UC Irvine	62 43	
									336	H UC Irvine	66 37	
									339	A Cal St. Fullerton	65 47	
									339	H Cal St. Fullerton	79 49	
LAST 12 Division I GAMES:												
			166	N UC Davis	67 71	301	H CSUN	70 58				
			336	A UC Irvine	62 43	135	A Long Beach St.	52 60				
			105	A Hawaii	45 59	336	A UC Irvine	80 62				
			191	A Cal Poly	60 66	105	H Hawaii	62 63				
			336	H UC Irvine	66 37	339	H Cal St. Fullerton	79 49				
			135	H Long Beach St.	55 58	166	A UC Davis	51 80				

Non-Div I Games: La Verne 89 41

UC Santa Barbara

Loss, Non-Conf, S Site, H Home A Away N Neutral

Average RPI Win:	243	WON-LOST	WINNING	LAST 10	STRENGTH OF	OPP. STRENGTH	TEAM	ADJ.	CONF.	ADJ CONF.
Average RPI Loss:	120	RECORD	PCT. RANK	GAMES	SCHEDULE	OF SCHEDULE	RPI	RPI	RPI	RPI
DIV. I ONLY	7- 23	302	3- 7	159	96	275	275	9	9	
DIV. I NON-CONF.	3- 8	258	0- 0	129	169	246	246	7	7	
TOTALS	RPI 1-25	RPI 26-50	W-L RECORDS	RPI 51-100	RPI 101-150	RPI 150+				
7- 23	0- 3	0- 3	OVERALL	0- 4	0- 5	7- 8				
5- 10	0- 1	0- 2	HOME	0- 2	0- 3	5- 2				
2- 11	0- 2	0- 0	AWAY	0- 2	0- 2	2- 5				
0- 2	0- 0	0- 1	NEUTRAL	0- 0	0- 0	0- 1				
3- 8	0- 0	0- 3	NON-CONFERENCE	0- 0	0- 2	3- 3				
2- 4	0- 0	0- 2	HOME	0- 0	0- 1	2- 1				
1- 3	0- 0	0- 0	AWAY	0- 0	0- 1	1- 2				
0- 1	0- 0	0- 1	NEUTRAL	0- 0	0- 0	0- 0				
4- 15	0- 3	0- 0	CONFERENCE	0- 4	0- 3	4- 5				
3- 6	0- 1	0- 0	HOME	0- 2	0- 2	3- 1				
1- 8	0- 2	0- 0	AWAY	0- 2	0- 1	1- 3				
0- 1	0- 0	0- 0	NEUTRAL	0- 0	0- 0	0- 1				

RPI	S	Opponent	Score	RPI	S	Opponent	Score	RPI	S	Opponent	Score	RPI	S	Opponent	Score	Team's RPI: 275
3	A	UConn	51 106	26	N	Florida	79 93	69	A	Temple	64 78	106	H	Buffalo	60 66	
21	A	South Fla.	63 108	30	H	Oklahoma St.	55 74	69	H	Temple	63 71	113	A	Memphis	59 75	
21	H	South Fla.	49 88	42	H	St. John's (NY)	42 70	74	A	Tulane	54 75	113	H	Memphis	52 69	
								74	H	Tulane	53 65	126	A	Akron	54 74	
												148	H	East Carolina	56 71	
												183	H	Butler	63 71	
												190	A	Stetson	68 83	
												193	A	South Ala.	77 36	
												194	A	Tulsa	71 95	
												194	H	Tulsa	75 74	
												196	A	SMU	50 65	
												196	H	SMU	66 54	
												196	N	SMU	74 83	
												241	A	Omaha	60 75	
												243	A	Cincinnati	80 60	
												243	H	Cincinnati	50 68	
												285	A	Houston	55 64	
												285	H	Houston	65 62	
												289	H	Florida A&M	93 55	
												304	H	FIU	89 72	
LAST 12 Division I GAMES:																
196	N	SMU	74 83	113	H	Memphis	52 69									
69	A	Temple	64 78	196	A	SMU	50 65									
285	H	Houston	65 62	285	A	Houston	55 64									
196	H	SMU	66 54	194	H	Tulsa	75 74									
74	H	Tulane	53 65	113	A	Memphis	59 75									
194	A	Tulsa	71 95	21	H	South Fla.	49 88									

Non-Div I Games:

UCF

■ Loss,
■ Non-Conf,
■ S Site,
■ H Home
■ A Away
N Neutral

Average RPI Win:	103	WON-LOST	WINNING	LAST 10	STRENGTH OF	OPP. STRENGTH	TEAM	ADJ.	CONF.	ADJ CONF.
Average RPI Loss:	25	RECORD	PCT. RANK	GAMES	SCHEDULE	OF SCHEDULE	RPI	RPI	RPI	RPI
DIV. I ONLY	24- 8	45	8- 2	5	3	10	10	1	1	
DIV. I NON-CONF.	8- 2	51	0- 0	12	32	12	12	1	1	
TOTALS	RPI 1-25	RPI 26-50	W-L RECORDS	RPI 51-100	RPI 101-150	RPI 150+				
24- 8	3- 5	3- 1	OVERALL	10- 2	3- 0	5- 0				
13- 1	3- 1	3- 0	HOME	4- 0	1- 0	2- 0				
8- 5	0- 0	0- 0	AWAY	5- 0	1- 0	2- 0				
3- 2	0- 2	0- 0	NEUTRAL	1- 0	1- 0	1- 0				
8- 2	0- 2	2- 0	NON-CONFERENCE	2- 0	0- 0	4- 0				
4- 1	0- 1	2- 0	HOME	0- 0	0- 0	2- 0				
3- 0	0- 0	0- 0	AWAY	2- 0	0- 0	1- 0				
1- 1	0- 1	0- 0	NEUTRAL	0- 0	0- 0	1- 0				
16- 6	3- 3	1- 1	CONFERENCE	8- 2	3- 0	1- 0				
9- 0	3- 0	1- 0	HOME	4- 0	1- 0	0- 0				
5- 5	0- 2	0- 1	AWAY	3- 2	1- 0	1- 0				
2- 1	0- 1	0- 0	NEUTRAL	1- 0	1- 0	0- 0				

RPI	S	Opponent	Score	RPI	S	Opponent	Score	RPI	S	Opponent	Score	RPI	S	Opponent	Score
1	N	Notre Dame	84 92	31	H	James Madison	90 61	56	A	Southern California	68 71	127	A	Arizona	73 39
4	H	South Carolina	65 68	33	A	Washington	56 64	56	H	Southern California	78 73	127	H	Arizona	80 53
5	A	Oregon St.	54 64	33	H	Washington	63 59	65	A	UC Riverside	70 56	127	N	Arizona	72 51
5	H	Oregon St.	71 51	42	H	St. John's (NY)	73 58	78	A	Michigan	86 77	172	A	Sacramento St.	109 76
5	N	Oregon St.	57 69					84	A	California	104 108	202	A	Colorado	82 64
9	H	Stanford	56 36					84	H	California	75 56	208	N	Louisiana Tech	68 57
11	A	Arizona St.	61 65					84	N	California	73 67	216	H	CSU Bakersfield	82 68
11	H	Arizona St.	74 61					85	A	Oregon	77 72	336	H	UC Irvine	83 48
								85	H	Oregon	80 69				
								88	A	Utah	69 63				
								96	A	Washington St.	75 73				
								96	H	Washington St.	73 61				
LAST 12 Division I GAMES:															
		5 N Oregon St.	57 69			85 A Oregon	77 72								
		84 N California	73 67			33 H Washington	63 59								
		127 N Arizona	72 51			96 H Washington St.	73 61								
		11 H Arizona St.	74 61			127 A Arizona	73 39								
		127 H Arizona	80 53			11 A Arizona St.	61 65								
		5 A Oregon St.	54 64			88 A Utah	69 63								

Non-Div I Games:

UCLA

Average RPI Win:	112	WON-LOST	WINNING	LAST 10	STRENGTH OF	OPP. STRENGTH	TEAM	ADJ.	CONF.	ADJ CONF.
Average RPI Loss:	0	RECORD	PCT. RANK	GAMES	SCHEDULE	OF SCHEDULE	RPI	RPI	RPI	RPI
DIV. I ONLY	32- 0	1	10- 0	19	36	3	3	9	9	
DIV. I NON-CONF.	11- 0	1	1- 0	1	1	1	1	7	7	
TOTALS	RPI 1-25	RPI 26-50	W-L RECORDS	RPI 51-100	RPI 101-150	RPI 150+				
32- 0	8- 0	3- 0	OVERALL	6- 0	6- 0	9- 0				
13- 0	2- 0	1- 0	HOME	3- 0	3- 0	4- 0				
14- 0	3- 0	2- 0	AWAY	2- 0	2- 0	5- 0				
5- 0	3- 0	0- 0	NEUTRAL	1- 0	1- 0	0- 0				
11- 0	5- 0	3- 0	NON-CONFERENCE	1- 0	1- 0	1- 0				
4- 0	1- 0	1- 0	HOME	1- 0	1- 0	0- 0				
5- 0	2- 0	2- 0	AWAY	0- 0	0- 0	1- 0				
2- 0	2- 0	0- 0	NEUTRAL	0- 0	0- 0	0- 0				
21- 0	3- 0	0- 0	CONFERENCE	5- 0	5- 0	8- 0				
9- 0	1- 0	0- 0	HOME	2- 0	2- 0	4- 0				
9- 0	1- 0	0- 0	AWAY	2- 0	2- 0	4- 0				
3- 0	1- 0	0- 0	NEUTRAL	1- 0	1- 0	0- 0				

RPI 1-25				Team's RPI: 3		RPI 26-50				RPI 51-100				RPI 101+				
RPI	S	Opponent	Score		RPI	S	Opponent	Score		RPI	S	Opponent	Score		RPI	S	Opponent	Score
1	H	Notre Dame	91	81	29	A	DePaul	86	70	69	A	Temple	85	60	113	A	Memphis	86 46
4	A	South Carolina	66	54	40	A	Chattanooga	79	31	69	H	Temple	104	49	113	H	Memphis	83 40
6	A	Ohio St.	100	56	48	H	Kansas St.	97	57	74	A	Tulane	96	38	125	H	LSU	86 40
8	N	Maryland	83	73						74	H	Tulane	80	40	148	A	East Carolina	84 41
15	N	Florida St.	73	49						74	N	Tulane	82	35	148	H	East Carolina	92 46
21	A	South Fla.	75	59						95	H	Nebraska	88	46	148	N	East Carolina	92 51
21	H	South Fla.	79	59											194	A	Tulsa	94 30
21	N	South Fla.	77	51											194	H	Tulsa	95 35

Non-Div I Games:

UConn

■ Loss,
 ■ Non-Conf,
 S Site,
 ■ Home
 ■ Away
 N Neutral

UMBC										
Average RPI Win:	248	WON-LOST	WINNING	LAST 10	STRENGTH OF	OPP. STRENGTH	TEAM	ADJ.	CONF.	ADJ CONF.
Average RPI Loss:	150	RECORD	PCT. RANK	GAMES	SCHEDULE	OF SCHEDULE	RPI	RPI	RPI	RPI
DIV. I ONLY	17- 13	137	5- 5	285	214	187	187	16	16	
DIV. I NON-CONF.	9- 4	95	0- 0	285	270	155	155	19	19	
TOTALS	RPI 1-25	RPI 26-50	W-L RECORDS	RPI 51-100	RPI 101-150	RPI 150+				
17- 13	0- 0	0- 3	OVERALL	1- 2	0- 1	16- 7				
8- 6	0- 0	0- 2	HOME	1- 1	0- 0	7- 3				
8- 7	0- 0	0- 1	AWAY	0- 1	0- 1	8- 4				
1- 0	0- 0	0- 0	NEUTRAL	0- 0	0- 0	1- 0				
9- 4	0- 0	0- 1	NON-CONFERENCE	1- 0	0- 1	8- 2				
4- 2	0- 0	0- 1	HOME	1- 0	0- 0	3- 1				
4- 2	0- 0	0- 0	AWAY	0- 0	0- 1	4- 1				
1- 0	0- 0	0- 0	NEUTRAL	0- 0	0- 0	1- 0				
8- 9	0- 0	0- 2	CONFERENCE	0- 2	0- 0	8- 5				
4- 4	0- 0	0- 1	HOME	0- 1	0- 0	4- 2				
4- 5	0- 0	0- 1	AWAY	0- 1	0- 0	4- 3				
0- 0	0- 0	0- 0	NEUTRAL	0- 0	0- 0	0- 0				

RPI 1-25				RPI 26-50				RPI 51-100				RPI 101+				Team's RPI: 187														
RPI	S	Opponent	Score	RPI	S	Opponent	Score	RPI	S	Opponent	Score	RPI	S	Opponent	Score															
				27	H	Penn	46 81	60	A	Maine	55 65	118	A	Saint Joseph's	45 104															
				44	A	Albany (NY)	39 63	60	H	Maine	38 72	158	A	Stony Brook	69 65															
				44	H	Albany (NY)	42 77	98	H	Bucknell	65 52	158	H	Stony Brook	60 69															
LAST 12 Division I GAMES:																														
				223	A	Binghamton	41 49	158	A	Stony Brook	69 65	284	N	Rider	67 58															
				235	H	New Hampshire	59 67	60	H	Maine	38 72	286	A	Towson	51 61															
				223	A	Binghamton	56 70	44	A	Albany (NY)	39 63	319	A	UMass Lowell	68 44															
				277	A	Vermont	74 60	235	A	New Hampshire	65 55	319	H	UMass Lowell	68 52															
				221	H	Hartford	58 51	223	H	Binghamton	62 51																			
				319	H	UMass Lowell	68 52	221	A	Hartford	57 65																			

Non-Div I Games:

UMBC

■ Loss,
 ■ Non-Conf,
 ■ S Site,
 ■ H Home
 ■ A Away
 N Neutral

UMES				STRENGTH OF SCHEDULE	OPP. STRENGTH OF SCHEDULE	TEAM RPI	ADJ. RPI	CONF. RPI	ADJ CONF. RPI
Average RPI Win:	281	WON-LOST RECORD	WINNING PCT. RANK						
Average RPI Loss:	204		LAST 10 GAMES						
DIV. I ONLY	11- 17	238	7- 3	296	326	280	280	32	32
DIV. I NON-CONF.	1- 10	330	0- 0	73	201	282	282	30	30

TOTALS	RPI 1-25	RPI 26-50	W-L RECORDS	RPI 51-100	RPI 101-150	RPI 150+			
11- 17	0- 2	0- 0	OVERALL	0- 1	0- 2	11- 12			
6- 8	0- 1	0- 0	HOME	0- 0	0- 2	6- 5			
5- 8	0- 1	0- 0	AWAY	0- 1	0- 0	5- 6			
0- 1	0- 0	0- 0	NEUTRAL	0- 0	0- 0	0- 1			
1- 10	0- 2	0- 0	NON-CONFERENCE	0- 1	0- 2	1- 5			
1- 5	0- 1	0- 0	HOME	0- 0	0- 2	1- 2			
0- 5	0- 1	0- 0	AWAY	0- 1	0- 0	0- 3			
0- 0	0- 0	0- 0	NEUTRAL	0- 0	0- 0	0- 0			
10- 7	0- 0	0- 0	CONFERENCE	0- 0	0- 0	10- 7			
5- 3	0- 0	0- 0	HOME	0- 0	0- 0	5- 3			
5- 3	0- 0	0- 0	AWAY	0- 0	0- 0	5- 3			
0- 1	0- 0	0- 0	NEUTRAL	0- 0	0- 0	0- 1			

RPI 1-25				RPI 26-50				RPI 51-100				RPI 101+ Team's RPI: 280			
RPI	S	Opponent	Score	RPI	S	Opponent	Score	RPI	S	Opponent	Score	RPI	S	Opponent	Score
8	H	Maryland	30 106					68	A	VCU	39 63	101	H	Georgetown	60 71
18	A	Duquesne	59 95									129	H	Old Dominion	52 69
												151	A	Northeastern	49 60
												168	A	Xavier	56 61
												187	H	UMBC	52 55
												195	A	N.C. A&T	56 50
												207	H	Hampton	55 76
												213	H	USC Upstate	78 59
												231	A	Coppin St.	54 61
												250	H	Bethune-Cookman	76 71
												257	A	Morgan St.	50 42
												257	H	Morgan St.	69 77
												289	H	Florida A&M	61 47
												293	A	South Carolina St.	63 56
												293	H	South Carolina St.	61 55
												296	A	Savannah St.	42 60
												311	A	UNCG	51 71
												316	H	Mt. St. Mary's	50 57
												324	A	Delaware St.	70 61
												324	H	Delaware St.	54 49
												327	A	Howard	79 57
												327	H	Howard	62 59
												327	N	Howard	51 68
												347	H	Norfolk St.	63 74
												348	A	N.C. Central	46 49
LAST 12 Division I GAMES:															
				327	N	Howard	51 68					324	A	Delaware St.	70 61
				257	A	Morgan St.	50 42					347	H	Norfolk St.	63 74
				324	H	Delaware St.	54 49					207	H	Hampton	55 76
				289	H	Florida A&M	61 47					327	H	Howard	62 59
				293	H	South Carolina St.	61 55					231	A	Coppin St.	54 61
				327	A	Howard	79 57					250	H	Bethune-Cookman	76 71

Non-Div I Games: Cheyney 76 46

UMES

 Loss,
 Non-Conf,
 S Site,
 H Home
 A Away
 N Neutral

Average RPI Win:	253	WON-LOST	WINNING	LAST 10	STRENGTH OF	OPP. STRENGTH	TEAM	ADJ.	CONF.	ADJ CONF.
Average RPI Loss:	208	RECORD	PCT. RANK	GAMES	SCHEDULE	OF SCHEDULE	RPI	RPI	RPI	RPI
DIV. I ONLY	8- 18	274	4- 6	331	264	305	305	28	28	
DIV. I NON-CONF.	3- 8	258	0- 0	329	240	320	320	25	25	
TOTALS	RPI 1-25	RPI 26-50	W-L RECORDS	RPI 51-100	RPI 101-150	RPI 150+				
8- 18	0- 0	0- 0	OVERALL	0- 2	0- 3	8- 13				
3- 8	0- 0	0- 0	HOME	0- 1	0- 1	3- 6				
5- 9	0- 0	0- 0	AWAY	0- 1	0- 2	5- 6				
0- 1	0- 0	0- 0	NEUTRAL	0- 0	0- 0	0- 1				
3- 8	0- 0	0- 0	NON-CONFERENCE	0- 0	0- 3	3- 5				
1- 3	0- 0	0- 0	HOME	0- 0	0- 1	1- 2				
2- 5	0- 0	0- 0	AWAY	0- 0	0- 2	2- 3				
0- 0	0- 0	0- 0	NEUTRAL	0- 0	0- 0	0- 0				
5- 10	0- 0	0- 0	CONFERENCE	0- 2	0- 0	5- 8				
2- 5	0- 0	0- 0	HOME	0- 1	0- 0	2- 4				
3- 4	0- 0	0- 0	AWAY	0- 1	0- 0	3- 3				
0- 1	0- 0	0- 0	NEUTRAL	0- 0	0- 0	0- 1				

RPI S	Opponent	Score	RPI S	Opponent	Score	RPI S	Opponent	Score	RPI S	Opponent	Score	Team's RPI: 305
						93 A	New Mexico St.	74 78	104 A	Northwestern	38 80	
						93 H	New Mexico St.	62 68	139 A	Milwaukee	48 70	
									149 H	SIUE	58 63	
									180 A	UTRGV	59 57	
									180 H	UTRGV	53 62	
									204 A	Utah Valley	71 79	
									204 H	Utah Valley	44 58	
									204 N	Utah Valley	53 61	
									216 A	CSU Bakersfield	56 40	
									216 H	CSU Bakersfield	68 78	
									222 A	Kansas	47 44	
									229 H	Indiana St.	47 77	
									232 A	Grand Canyon	63 57	
									232 H	Grand Canyon	59 68	
									233 A	Southeast Mo. St.	65 78	
									241 A	Omaha	42 57	
									257 A	Morgan St.	59 50	
									272 A	Seattle	63 69	
									272 H	Seattle	64 43	
									286 A	Towson	47 70	
									303 H	Denver	68 58	
									326 H	North Florida	55 62	
									345 A	Chicago St.	72 77	
									345 H	Chicago St.	67 50	
LAST 12 Division I GAMES:												
			204 N	Utah Valley	53 61		272 H	Seattle	64 43			
			345 H	Chicago St.	67 50		216 H	CSU Bakersfield	68 78			
			93 A	New Mexico St.	74 78		345 A	Chicago St.	72 77			
			204 H	Utah Valley	44 58		232 A	Grand Canyon	63 57			
			232 H	Grand Canyon	59 68		204 A	Utah Valley	71 79			
			180 A	UTRGV	59 57		180 H	UTRGV	53 62			

Non-Div I Games: Stephens College 76 46 Bethany (KS) 64 51

UMKC

Loss, Non-Conf, S Site, H Home A Away N Neutral

Average RPI Win:	297	WON-LOST	WINNING	LAST 10	STRENGTH OF	OPP. STRENGTH	TEAM	ADJ.	CONF.	ADJ CONF.
Average RPI Loss:	175	RECORD	PCT. RANK	GAMES	SCHEDULE	OF SCHEDULE	RPI	RPI	RPI	RPI
DIV. I ONLY	4- 24	327	1- 9	232	223	319	319	16	16	
DIV. I NON-CONF.	3- 9	272	0- 0	276	269	295	295	19	19	
TOTALS	RPI 1-25	RPI 26-50	W-L RECORDS	RPI 51-100	RPI 101-150	RPI 150+				
4- 24	0- 2	0- 2	OVERALL	0- 2	0- 1	4- 17				
2- 10	0- 0	0- 1	HOME	0- 1	0- 0	2- 8				
2- 14	0- 0	0- 0	AWAY	0- 0	0- 0	2- 0				
0- 0	0- 0	0- 0	NEUTRAL	0- 0	0- 0	0- 0				
3- 9	0- 2	0- 0	NON-CONFERENCE	0- 0	0- 1	3- 6				
2- 2	0- 0	0- 0	HOME	0- 0	0- 0	2- 2				
1- 7	0- 2	0- 0	AWAY	0- 0	0- 1	1- 4				
0- 0	0- 0	0- 0	NEUTRAL	0- 0	0- 0	0- 0				
1- 15	0- 0	0- 2	CONFERENCE	0- 2	0- 0	1- 11				
0- 8	0- 0	0- 1	HOME	0- 1	0- 0	0- 6				
1- 7	0- 0	0- 1	AWAY	0- 1	0- 0	1- 5				
0- 0	0- 0	0- 0	NEUTRAL	0- 0	0- 0	0- 0				

RPI 1-25				RPI 26-50				RPI 51-100				RPI 101+				Team's RPI: 319
RPI	S	Opponent	Score	RPI	S	Opponent	Score	RPI	S	Opponent	Score	RPI	S	Opponent	Score	
8	A	Maryland	53 102	44	A	Albany (NY)	57 88	60	A	Maine	44 74	122	A	Boston College	55 66	
25	A	Miami (FL)	53 84	44	H	Albany (NY)	55 85	60	H	Maine	46 73	158	A	Stony Brook	46 60	
												158	H	Stony Brook	50 64	
												187	A	UMBC	52 68	
												187	H	UMBC	44 68	
												214	A	Rhode Island	64 72	
												221	A	Hartford	59 72	
												221	H	Hartford	70 75	
												223	A	Binghamton	52 55	
												223	H	Binghamton	70 75	
												224	A	Massachusetts	58 84	
												235	A	New Hampshire	61 65	
												235	H	New Hampshire	55 63	
												237	H	Bryant	64 83	
												247	H	Columbia	57 67	
												254	H	Holy Cross	75 67	
												276	A	Central Conn. St.	53 64	
												277	A	Vermont	68 66	
												277	H	Vermont	51 59	
												304	A	FIU	68 71	
												313	A	Fairleigh Dickinson	78 67	
												344	H	Boston U.	70 57	
LAST 12 Division I GAMES:																
				44	A	Albany (NY)	57 88	158	A	Stony Brook	46 60					
				223	A	Binghamton	52 55	221	H	Hartford	70 75					
				235	H	New Hampshire	55 63	44	H	Albany (NY)	55 85					
				187	A	UMBC	52 68	223	H	Binghamton	70 75					
				60	H	Maine	46 73	235	A	New Hampshire	61 65					
				277	A	Vermont	68 66	277	H	Vermont	51 59					

Non-Div I Games:

UMass Lowell

■ Loss,
 ■ Non-Conf,
 ■ S Site,
 ■ H Home
 ■ A Away
 N Neutral

Average RPI Win: 248		WON-LOST	WINNING	LAST 10	STRENGTH OF	OPP. STRENGTH	TEAM	ADJ.	CONF.	ADJ CONF.
Average RPI Loss: 203		RECORD	PCT. RANK	GAMES	SCHEDULE	OF SCHEDULE	RPI	RPI	RPI	RPI
DIV. I ONLY		24- 6	27	8- 2	318	303	120	120	25	25
DIV. I NON-CONF.		5- 2	86	0- 0	344	283	188	188	29	29
TOTALS	RPI 1-25	RPI 26-50		W-L RECORDS	RPI 51-100		RPI 101-150		RPI 150+	
24- 6	0- 0	0- 0		OVERALL	0- 0		2- 1		22- 5	
14- 2	0- 0	0- 0		HOME	0- 0		2- 0		12- 2	
10- 4	0- 0	0- 0		AWAY	0- 0		0- 0		10- 0	
0- 0	0- 0	0- 0		NEUTRAL	0- 0		0- 0		0- 0	
5- 2	0- 0	0- 0		NON-CONFERENCE	0- 0		0- 0		5- 2	
3- 0	0- 0	0- 0		HOME	0- 0		0- 0		3- 0	
2- 2	0- 0	0- 0		AWAY	0- 0		0- 0		2- 2	
0- 0	0- 0	0- 0		NEUTRAL	0- 0		0- 0		0- 0	
19- 4	0- 0	0- 0		CONFERENCE	0- 0		2- 1		17- 3	
11- 2	0- 0	0- 0		HOME	0- 0		2- 0		9- 2	
8- 2	0- 0	0- 0		AWAY	0- 0		0- 1		8- 1	
0- 0	0- 0	0- 0		NEUTRAL	0- 0		0- 0		0- 0	

[illegible]

Non-Div I Games:	Montreat	89	41	Warren Wilson	108	47
------------------	----------	----	----	---------------	-----	----

UNC Asheville

Loss, Non-Conf, S Site, H Home A Away N Neutral

Page 342

RPI	S	Opponent	Score	
314	A	Longwood	61	54
314	H	Longwood	81	42
328	A	Winthrop	67	59
328	H	Winthrop	63	55

UNC Asheville

Average RPI Win:	298	WON-LOST	WINNING	LAST 10	STRENGTH OF	OPP. STRENGTH	TEAM	ADJ.	CONF.	ADJ CONF.
Average RPI Loss:	168	RECORD	PCT. RANK	GAMES	SCHEDULE	OF SCHEDULE	RPI	RPI	RPI	RPI
DIV. I ONLY	6- 21	310	0- 10	229	257	311	311	17	17	
DIV. I NON-CONF.	6- 6	160	0- 0	232	339	201	201	15	15	
TOTALS	RPI 1-25	RPI 26-50	W-L RECORDS	RPI 51-100	RPI 101-150	RPI 150+				
6- 21	0- 1	0- 2	OVERALL	0- 1	0- 6	6- 11				
4- 8	0- 0	0- 1	HOME	0- 0	0- 2	4- 5				
1- 12	0- 1	0- 1	AWAY	0- 1	0- 3	1- 6				
1- 1	0- 0	0- 0	NEUTRAL	0- 0	0- 1	1- 0				
6- 6	0- 1	0- 0	NON-CONFERENCE	0- 1	0- 1	6- 3				
4- 1	0- 0	0- 0	HOME	0- 0	0- 0	4- 1				
1- 5	0- 1	0- 0	AWAY	0- 1	0- 1	1- 2				
1- 0	0- 0	0- 0	NEUTRAL	0- 0	0- 0	1- 0				
0- 15	0- 0	0- 2	CONFERENCE	0- 0	0- 5	0- 8				
0- 7	0- 0	0- 1	HOME	0- 0	0- 2	0- 4				
0- 7	0- 0	0- 1	AWAY	0- 0	0- 2	0- 4				
0- 1	0- 0	0- 0	NEUTRAL	0- 0	0- 1	0- 0				

RPI 1-25				RPI 26-50				RPI 51-100				RPI 101+				Team's RPI: 311
RPI	S	Opponent	Score	RPI	S	Opponent	Score	RPI	S	Opponent	Score	RPI	S	Opponent	Score	
4	A	South Carolina	44 92	40	A	Chattanooga	61 72	74	A	Tulane	53 74	112	A	Samford	49 80	
				40	H	Chattanooga	53 74					112	H	Samford	52 57	
												114	A	Mercer	47 81	
												114	H	Mercer	78 86	
												114	N	Mercer	53 75	
												120	A	UNC Asheville	52 95	
												164	A	ETSU	73 89	
												164	H	ETSU	77 80	
												213	A	USC Upstate	61 84	
												215	A	Gardner-Webb	57 59	
												218	A	Furman	71 85	
												218	H	Furman	59 75	
												251	H	High Point	82 72	
												264	N	Cleveland St.	55 51	
												279	H	Tennessee Tech	64 73	
												280	H	UMES	71 51	
												300	A	Western Caro.	72 84	
												300	H	Western Caro.	80 84	
												306	A	Wofford	64 104	
												306	H	Wofford	56 58	
												314	H	Longwood	81 60	
												332	A	New Orleans	81 79	
												348	H	N.C. Central	103 56	
LAST 12 Division I GAMES:																
				114	N	Mercer	53 75	114	A	Mercer	47 81					
				300	H	Western Caro.	80 84	112	A	Samford	49 80					
				306	A	Wofford	64 104	300	A	Western Caro.	72 84					
				218	A	Furman	71 85	218	H	Furman	59 75					
				164	H	ETSU	77 80	306	H	Wofford	56 58					
				40	H	Chattanooga	53 74	40	A	Chattanooga	61 72					

Non-Div I Games: Barton 82 55 Pfeiffer 71 52 Francis Marion 63 66

UNCG

Loss, Non-Conf, S Site, H Home A Away N Neutral

Average RPI Win: 266	WON-LOST	WINNING	LAST 10	STRENGTH OF	OPP. STRENGTH	TEAM	ADJ.	CONF.	ADJ CONF.
Average RPI Loss: 124	RECORD	PCT. RANK	GAMES	SCHEDULE	OF SCHEDULE	RPI	RPI	RPI	RPI
DIV. I ONLY	6- 23	312	1- 9	140	147	274	274	12	12
DIV. I NON-CONF.	3- 7	248	0- 0	136	218	220	220	10	10
TOTALS	RPI 1-25	RPI 26-50	W-L RECORDS	RPI 51-100	RPI 101-150	RPI 150+			
6- 23	0- 0	0- 4	OVERALL	0- 8	1- 0	5- 11			
3- 11	0- 0	0- 2	HOME	0- 4	1- 0	2- 5			
3- 11	0- 0	0- 2	AWAY	0- 4	0- 0	3- 5			
0- 1	0- 0	0- 0	NEUTRAL	0- 0	0- 0	0- 1			
3- 7	0- 0	0- 2	NON-CONFERENCE	0- 2	1- 0	2- 3			
1- 4	0- 0	0- 1	HOME	0- 1	1- 0	0- 2			
2- 3	0- 0	0- 1	AWAY	0- 1	0- 0	2- 1			
0- 0	0- 0	0- 0	NEUTRAL	0- 0	0- 0	0- 0			
3- 16	0- 0	0- 2	CONFERENCE	0- 6	0- 0	3- 8			
2- 7	0- 0	0- 1	HOME	0- 3	0- 0	2- 3			
1- 8	0- 0	0- 1	AWAY	0- 3	0- 0	1- 4			
0- 1	0- 0	0- 0	NEUTRAL	0- 0	0- 0	0- 1			

RPI S	Opponent	Score	RPI S	Opponent	Score	RPI S	Opponent	Score	RPI S	Opponent	Score	Team's RPI: 274
			31 James Madison	40 60		51 Ohio	59 75		134 Jacksonville	51 49		
			31 James Madison	41 77		68 VCU	45 58		151 Northeastern	52 69		
			40 Chattanooga	33 61		75 Hofstra	38 62		151 Northeastern	66 72		
			47 Duke	56 78		75 Hofstra	64 68		152 Delaware	59 67		
						80 Drexel	60 66		152 Delaware	44 56		
						80 Drexel	57 71		189 Davidson	50 77		
						92 Elon	53 70		190 Stetson	49 52		
						92 Elon	60 67		197 Richmond	53 63		
									219 William & Mary	65 77		
									219 William & Mary	59 44		
									226 Col. of Charleston	24 68		
									226 Col. of Charleston	53 64		
									226 N Col. of Charleston	62 71		
									286 Towson	52 49		
									286 Towson	53 51		
									326 North Florida	63 47		
									347 Norfolk St.	61 57		
LAST 12 Division I GAMES:												
			226 N Col. of Charleston	62 71		80 Drexel	60 66					
			226 Col. of Charleston	24 68		151 Northeastern	66 72					
			152 Delaware	44 56		219 William & Mary	59 44					
			31 James Madison	41 77		80 Drexel	57 71					
			151 Northeastern	52 69		31 James Madison	40 60					
			75 Hofstra	38 62		286 Towson	53 51					

Non-Div I Games: UNC Pembroke 68 43

UNCW

Loss, Non-Conf, S Site, Home Away N Neutral

UNI				STRENGTH OF SCHEDULE	OPP. STRENGTH OF SCHEDULE	TEAM RPI	ADJ. RPI	CONF. RPI	ADJ CONF. RPI
Average RPI Win:	213	WON-LOST RECORD	WINNING PCT. RANK						
Average RPI Loss:	97		LAST 10 GAMES						
DIV. I ONLY	21- 10	75	9- 1	138	171	91	91	21	21
DIV. I NON-CONF.	4- 6	201	0- 0	24	21	127	127	17	17
<hr/>									
TOTALS	RPI 1-25	RPI 26-50	W-L RECORDS	RPI 51-100	RPI 101-150	RPI 150+			
21- 10	0- 0	0- 2	OVERALL	3- 4	5- 3	13- 1			
9- 4	0- 0	0- 0	HOME	1- 2	1- 2	7- 0			
8- 4	0- 0	0- 1	AWAY	1- 1	2- 1	5- 1			
4- 2	0- 0	0- 1	NEUTRAL	1- 1	2- 0	1- 0			
4- 6	0- 0	0- 2	NON-CONFERENCE	2- 2	1- 2	1- 0			
2- 2	0- 0	0- 0	HOME	1- 1	0- 1	1- 0			
0- 3	0- 0	0- 1	AWAY	0- 1	0- 1	0- 0			
2- 1	0- 0	0- 1	NEUTRAL	1- 0	1- 0	0- 0			
17- 4	0- 0	0- 0	CONFERENCE	1- 2	4- 1	12- 1			
7- 2	0- 0	0- 0	HOME	0- 1	1- 1	6- 0			
8- 1	0- 0	0- 0	AWAY	1- 0	2- 0	5- 1			
2- 1	0- 0	0- 0	NEUTRAL	0- 1	1- 0	1- 0			

RPI 1-25			RPI 26-50			RPI 51-100 Team's RPI: 91			RPI 101+		
RPI	S	Opponent	Score	RPI	S	Opponent	Score	RPI	S	Opponent	Score
39	N	Seton Hall	49 57	58	H	Iowa	65 80	110	A	Drake	79 73
50	A	South Dakota St.	86 89	62	H	South Dakota	64 43	110	H	Drake	85 74
				70	N	Georgia Tech	61 58	115	A	Creighton	61 69
				79	A	Missouri St.	65 60	126	N	Akron	59 51
				79	H	Missouri St.	75 78	136	H	Iowa St.	75 84
				79	N	Missouri St.	58 71	140	A	Southern Ill.	73 64
				94	A	North Dakota	59 64	140	H	Southern Ill.	60 65
								140	N	Southern Ill.	67 43
								177	A	Loyola Chicago	60 64
								177	H	Loyola Chicago	63 52
								194	H	Tulsa	75 59
								229	A	Indiana St.	61 45
								229	H	Indiana St.	53 42
								299	A	Bradley	55 47
								299	H	Bradley	65 41
								299	N	Bradley	46 45
								302	A	Wichita St.	55 44
								302	H	Wichita St.	69 48
								321	A	Illinois St.	61 35
								321	H	Illinois St.	65 51
								330	A	Evansville	61 48
								330	H	Evansville	62 51
LAST 12 Division I GAMES:											
79	N	Missouri St.	58 71	299	H	Bradley	65 41				
140	N	Southern Ill.	67 43	110	H	Drake	85 74				
299	N	Bradley	46 45	321	A	Illinois St.	61 35				
330	A	Evansville	61 48	229	A	Indiana St.	61 45				
140	A	Southern Ill.	73 64	302	H	Wichita St.	69 48				
177	H	Loyola Chicago	63 52	79	H	Missouri St.	75 78				

Non-Div I Games: Rockhurst 58 39

UNI

■ Loss,
 ■ Non-Conf,
 ■ S Site,
 ■ Home
 ■ A Away
 N Neutral

UNLVUNLV

UNLV

Page 347

RPI S Opponent Score

RPI	S	Opponent	Score
341	H	Air Force	55 42

U
N
L
V

U
N
L
V

UNLV

USC Upstate

Through Games Of March 13, 2016

Average RPI Win:	307	WON-LOST	WINNING	LAST 10	STRENGTH OF	OPP. STRENGTH	TEAM	ADJ.	CONF.	ADJ CONF.
Average RPI Loss:	133	RECORD	PCT. RANK	GAMES	SCHEDULE	OF SCHEDULE	RPI	RPI	RPI	RPI
DIV. I ONLY	17- 11	110	7- 3	346	294	213	213	29	29	
DIV. I NON-CONF.	6- 6	160	0- 0	339	297	248	248	28	28	
TOTALS	RPI 1-25	RPI 26-50	W-L RECORDS	RPI 51-100	RPI 101-150	RPI 150+				
17- 11	0- 0	0- 0	OVERALL	0- 4	0- 4	17- 3				
9- 3	0- 0	0- 0	HOME	0- 1	0- 1	9- 1				
8- 8	0- 0	0- 0	AWAY	0- 3	0- 3	8- 2				
0- 0	0- 0	0- 0	NEUTRAL	0- 0	0- 0	0- 0				
6- 6	0- 0	0- 0	NON-CONFERENCE	0- 2	0- 1	6- 3				
3- 1	0- 0	0- 0	HOME	0- 0	0- 0	3- 1				
3- 5	0- 0	0- 0	AWAY	0- 2	0- 1	3- 2				
0- 0	0- 0	0- 0	NEUTRAL	0- 0	0- 0	0- 0				
11- 5	0- 0	0- 0	CONFERENCE	0- 2	0- 3	11- 0				
6- 2	0- 0	0- 0	HOME	0- 1	0- 1	6- 0				
5- 3	0- 0	0- 0	AWAY	0- 1	0- 2	5- 0				
0- 0	0- 0	0- 0	NEUTRAL	0- 0	0- 0	0- 0				

RPI S	Opponent	Score	RPI S	Opponent	Score	RPI S	Opponent	Score	RPI S	Opponent	Score	Team's RPI: 213
						70	A Georgia Tech	46 87	120	A UNC Asheville	59 68	
						71	A FGCU	43 54	134	A Jacksonville	69 75	
						71	H FGCU	44 56	134	A Jacksonville	56 67	
						78	A Michigan	61 119	134	H Jacksonville	43 49	
									153	A North Carolina	40 80	
									190	A Stetson	61 56	
									190	H Stetson	73 58	
									218	H Furman	63 75	
									280	A UMES	59 78	
									290	A Kennesaw St.	61 53	
									290	H Kennesaw St.	66 57	
									300	H Western Caro.	68 59	
									307	A Morehead St.	86 72	
									311	H UNCG	84 61	
									315	A IPFW	84 81	
									326	A North Florida	75 61	
									326	H North Florida	76 50	
									326	H North Florida	69 54	
									334	A Lipscomb	81 54	
									334	H Lipscomb	93 71	
									342	A NJIT	58 41	
									342	H NJIT	67 47	
									347	A Norfolk St.	82 62	
									348	H N.C. Central	68 46	
LAST 12 Division I GAMES:												
			134	A Jacksonville	56 67	190	H Stetson	73 58				
			326	H North Florida	76 50	290	A Kennesaw St.	61 53				
			342	H NJIT	67 47	334	H Lipscomb	93 71				
			134	A Jacksonville	69 75	290	H Kennesaw St.	66 57				
			326	A North Florida	75 61	334	A Lipscomb	81 54				
			71	H FGCU	44 56	326	H North Florida	69 54				

Non-Div I Games: Southern Wesleyan 84 51 Mars Hill 81 65 Bob Jones 96 46

USC Upstate

Loss, Non-Conf, S Site, H Home A Away N Neutral

Average RPI Win:	248	WON-LOST	WINNING	LAST 10	STRENGTH OF	OPP. STRENGTH	TEAM	ADJ.	CONF.	ADJ CONF.
Average RPI Loss:	105	RECORD	PCT. RANK	GAMES	SCHEDULE	OF SCHEDULE	RPI	RPI	RPI	RPI
DIV. I ONLY	14- 16	188	5- 5	106	187	156	156	15	15	
DIV. I NON-CONF.	4- 5	193	0- 0	15	118	95	95	14	14	
TOTALS	RPI 1-25	RPI 26-50	W-L RECORDS	RPI 51-100	RPI 101-150	RPI 150+				
14- 16	0- 1	0- 5	OVERALL	0- 0	1- 8	13- 2				
6- 8	0- 0	0- 3	HOME	0- 0	1- 4	5- 1				
8- 7	0- 1	0- 2	AWAY	0- 0	0- 3	8- 1				
0- 1	0- 0	0- 0	NEUTRAL	0- 0	0- 1	0- 0				
4- 5	0- 1	0- 3	NON-CONFERENCE	0- 0	1- 1	3- 0				
1- 3	0- 0	0- 2	HOME	0- 0	1- 1	0- 0				
3- 2	0- 1	0- 1	AWAY	0- 0	0- 0	3- 0				
0- 0	0- 0	0- 0	NEUTRAL	0- 0	0- 0	0- 0				
10- 11	0- 0	0- 2	CONFERENCE	0- 0	0- 7	10- 2				
5- 5	0- 0	0- 1	HOME	0- 0	0- 3	5- 1				
5- 5	0- 0	0- 1	AWAY	0- 0	0- 3	5- 1				
0- 1	0- 0	0- 0	NEUTRAL	0- 0	0- 1	0- 0				

RPI 1-25				RPI 26-50				RPI 51-100				RPI 101+ Team's RPI: 156			
RPI	S	Opponent	Score	RPI	S	Opponent	Score	RPI	S	Opponent	Score	RPI	S	Opponent	Score
2	A	Baylor	20 62	38	H	Western Ky.	64 73					102	A	Little Rock	43 49
				39	H	Seton Hall	54 61					102	H	Little Rock	55 59
				43	A	Arkansas St.	44 66					119	A	Troy	71 88
				43	H	Arkansas St.	71 78					119	H	Troy	70 80
				48	A	Kansas St.	41 61					134	H	Jacksonville	56 54
												137	A	La.-Lafayette	52 63
												137	H	La.-Lafayette	42 59
												137	N	La.-Lafayette	53 59
												145	H	McNeese St.	57 63
												193	A	South Ala.	55 59
												193	H	South Ala.	53 49
												210	A	SFA	67 63
												246	A	Texas St.	80 48
												246	H	Texas St.	78 69
												259	A	Appalachian St.	76 45
												259	H	Appalachian St.	65 58
												261	A	Houston Baptist	64 40
												268	A	UTSA	51 47
												270	A	La.-Monroe	60 50
												270	H	La.-Monroe	40 32
												271	A	Georgia St.	74 45
												271	H	Georgia St.	63 68
												294	A	Ga. Southern	53 41
												294	H	Ga. Southern	70 31
LAST 12 Division I GAMES:															
				137	N	La.-Lafayette	53 59	270	H	La.-Monroe	40 32				
				119	H	Troy	70 80	137	H	La.-Lafayette	42 59				
				193	H	South Ala.	53 49	259	H	Appalachian St.	65 58				
				246	H	Texas St.	78 69	246	A	Texas St.	80 48				
				43	A	Arkansas St.	44 66	271	A	Georgia St.	74 45				
				102	A	Little Rock	43 49	294	A	Ga. Southern	53 41				

Non-Div I Games: Missouri Valley 96 30

UT Arlington

■ Loss,
 ■ Non-Conf, S Site,
 ■ Home
 ■ Away
 N Neutral

Average RPI Win:	229	WON-LOST	WINNING	LAST 10	STRENGTH OF	OPP. STRENGTH	TEAM	ADJ.	CONF.	ADJ CONF.
Average RPI Loss:	124	RECORD	PCT. RANK	GAMES	SCHEDULE	OF SCHEDULE	RPI	RPI	RPI	RPI
DIV. I ONLY	21- 9	64	8- 2	261	180	108	108	24	24	
DIV. I NON-CONF.	7- 6	156	0- 0	117	41	105	105	24	24	
TOTALS	RPI 1-25	RPI 26-50	W-L RECORDS	RPI 51-100	RPI 101-150	RPI 150+				
21- 9	0- 1	0- 2	OVERALL	2- 2	4- 0	15- 4				
11- 1	0- 0	0- 1	HOME	1- 0	2- 0	8- 0				
9- 7	0- 1	0- 1	AWAY	0- 2	2- 0	7- 3				
1- 1	0- 0	0- 0	NEUTRAL	1- 0	0- 0	0- 1				
7- 6	0- 1	0- 2	NON-CONFERENCE	1- 2	2- 0	4- 1				
3- 1	0- 0	0- 1	HOME	0- 0	1- 0	2- 0				
3- 5	0- 1	0- 1	AWAY	0- 2	1- 0	2- 1				
1- 0	0- 0	0- 0	NEUTRAL	1- 0	0- 0	0- 0				
14- 3	0- 0	0- 0	CONFERENCE	1- 0	2- 0	11- 3				
8- 0	0- 0	0- 0	HOME	1- 0	1- 0	6- 0				
6- 2	0- 0	0- 0	AWAY	0- 0	1- 0	5- 2				
0- 1	0- 0	0- 0	NEUTRAL	0- 0	0- 0	0- 1				

RPI S	Opponent	Score	RPI S	Opponent	Score	RPI S	Opponent	Score	RPI S	Opponent	Score	Team's RPI: 108
14	A Louisville	66 88	40	A Chattanooga	46 61	58	A Iowa	56 62	112	H Samford	52 50	
			43	H Arkansas St.	74 76	73	A Vanderbilt	61 64	140	A Southern Ill.	70 63	
						77	H Belmont	81 79	149	A SIUE	85 79	
						94	N North Dakota	84 58	149	H SIUE	86 50	
									160	H Alabama	83 65	
									178	A Eastern Ky.	61 70	
									184	A Illinois	74 94	
									233	A Southeast Mo. St.	84 74	
									233	H Southeast Mo. St.	95 65	
									243	A Cincinnati	63 57	
									256	H Tennessee St.	77 50	
									260	A Murray St.	70 49	
									260	H Murray St.	92 62	
									260	N Murray St.	76 78	
									269	A Austin Peay	70 80	
									269	H Austin Peay	75 51	
									279	H Tennessee Tech	67 53	
									283	H Miami (OH)	74 47	
									298	A Jacksonville St.	63 53	
									307	A Morehead St.	85 67	
									330	A Evansville	75 48	
									340	A Eastern Ill.	65 39	
									340	H Eastern Ill.	91 52	
LAST 12 Division I GAMES:												
260	N	Murray St.	76	78	233	H	Southeast Mo. St.	95	65			
260	A	Murray St.	70	49	149	A	SIUE	85	79			
340	H	Eastern Ill.	91	52	269	H	Austin Peay	75	51			
149	H	SIUE	86	50	260	H	Murray St.	92	62			
77	H	Belmont	81	79	256	H	Tennessee St.	77	50			
269	A	Austin Peay	70	80	233	A	Southeast Mo. St.	84	74			

Non-Div I Games:

UT Martin

■ Loss,
■ Non-Conf,
■ S Site,
■ H Home
■ A Away
N Neutral

Average RPI Win:	184	WON-LOST	WINNING	LAST 10	STRENGTH OF	OPP. STRENGTH	TEAM	ADJ.	CONF.	ADJ CONF.
Average RPI Loss:	165	RECORD	PCT. RANK	GAMES	SCHEDULE	OF SCHEDULE	RPI	RPI	RPI	RPI
DIV. I ONLY	25- 4	14	8- 2	158	163	37	37	13	13	
DIV. I NON-CONF.	8- 1	23	0- 0	57	337	16	16	11	11	
TOTALS	RPI 1-25	RPI 26-50	W-L RECORDS	RPI 51-100	RPI 101-150	RPI 150+				
25- 4	0- 0	1- 0	OVERALL	4- 0	1- 3	19- 1				
15- 0	0- 0	0- 0	HOME	3- 0	1- 0	11- 0				
8- 3	0- 0	1- 0	AWAY	1- 0	0- 2	6- 1				
2- 1	0- 0	0- 0	NEUTRAL	0- 0	0- 1	2- 0				
8- 1	0- 0	0- 0	NON-CONFERENCE	2- 0	0- 1	6- 0				
6- 0	0- 0	0- 0	HOME	1- 0	0- 0	5- 0				
1- 1	0- 0	0- 0	AWAY	1- 0	0- 1	0- 0				
1- 0	0- 0	0- 0	NEUTRAL	0- 0	0- 0	1- 0				
17- 3	0- 0	1- 0	CONFERENCE	2- 0	1- 2	13- 1				
9- 0	0- 0	0- 0	HOME	2- 0	1- 0	6- 0				
7- 2	0- 0	1- 0	AWAY	0- 0	0- 1	6- 1				
1- 1	0- 0	0- 0	NEUTRAL	0- 0	0- 1	1- 0				

RPI 1-25			RPI 26-50			Team's RPI: 37			RPI 51-100			RPI 101+			
RPI	S	Opponent	Score	RPI	S	Opponent	Score	RPI	S	Opponent	Score	RPI	S	Opponent	Score
				38	A	Western Ky.	85 78	59	H	Middle Tenn.	84 73	128	A	Marshall	64 79
								65	H	UC Riverside	68 57	129	H	Old Dominion	70 64
								89	H	Charlotte	94 91	129	N	Old Dominion	54 66
								93	A	New Mexico St.	71 65	135	A	Long Beach St.	40 47
												155	H	UAB	62 54
												155	N	UAB	62 59
												165	H	New Mexico	70 62
												167	H	Idaho St.	67 54
												181	A	Fla. Atlantic	78 66
												181	H	Fla. Atlantic	75 47
												188	A	Southern Miss.	57 54
												188	H	Southern Miss.	72 64
												207	H	Hampton	78 54
												208	A	Louisiana Tech	72 65
												208	H	Louisiana Tech	86 80
												211	N	UNLV	60 52
												225	A	Rice	60 54
												240	A	North Texas	75 67
												261	H	Houston Baptist	98 63
												268	A	UTSA	64 69
												268	H	UTSA	62 55
												304	A	FIU	69 57
												304	H	FIU	70 52
												309	H	Northern Ariz.	77 66
LAST 12 Division I GAMES:															
				129	N	Old Dominion	54 66	188	A	Southern Miss.	57 54				
				155	N	UAB	62 59	181	H	Fla. Atlantic	75 47				
				268	A	UTSA	64 69	304	H	FIU	70 52				
				89	H	Charlotte	94 91	38	A	Western Ky.	85 78				
				129	H	Old Dominion	70 64	128	A	Marshall	64 79				
				208	A	Louisiana Tech	72 65	208	H	Louisiana Tech	86 80				

Non-Div I Games: Tex. Permian Basin 86 32

UTEP

■ Loss,
 ■ Non-Conf,
 ■ S Site,
 ■ H Home
 ■ A Away
 N Neutral

Average RPI Win: 263	WON-LOST	WINNING	LAST 10	STRENGTH OF	OPP. STRENGTH	TEAM	ADJ.	CONF.	ADJ CONF.
Average RPI Loss: 148	RECORD	PCT. RANK	GAMES	SCHEDULE	OF SCHEDULE	RPI	RPI	RPI	RPI
DIV. I ONLY	16- 13	147	6- 4	304	224	180	180	28	28
DIV. I NON-CONF.	5- 7	198	0- 0	281	90	187	187	25	25
TOTALS	RPI 1-25	RPI 26-50	W-L RECORDS	RPI 51-100	RPI 101-150	RPI 150+			
16- 13	0- 1	0- 2	OVERALL	1- 3	0- 2	15- 5			
5- 3	0- 0	0- 0	HOME	0- 1	0- 0	5- 2			
8- 8	0- 1	0- 2	AWAY	1- 1	0- 1	7- 3			
3- 2	0- 0	0- 0	NEUTRAL	0- 1	0- 1	3- 0			
5- 7	0- 1	0- 2	NON-CONFERENCE	0- 1	0- 2	5- 1			
1- 0	0- 0	0- 0	HOME	0- 0	0- 0	1- 0			
3- 6	0- 1	0- 2	AWAY	0- 1	0- 1	3- 1			
1- 1	0- 0	0- 0	NEUTRAL	0- 0	0- 1	1- 0			
11- 6	0- 0	0- 0	CONFERENCE	1- 2	0- 0	10- 4			
4- 3	0- 0	0- 0	HOME	0- 1	0- 0	4- 2			
5- 2	0- 0	0- 0	AWAY	1- 0	0- 0	4- 2			
2- 1	0- 0	0- 0	NEUTRAL	0- 1	0- 0	2- 0			

RPI 1-25				RPI 26-50				RPI 51-100				RPI 101+ Team's RPI: 180			
RPI	S	Opponent	Score	RPI	S	Opponent	Score	RPI	S	Opponent	Score	RPI	S	Opponent	Score
12	A	Syracuse	32 91	30	A	Oklahoma St.	54 78	86	A	Eastern Mich.	56 78	109	A	TCU	67 71
				48	A	Kansas St.	43 61	93	A	New Mexico St.	66 55	148	N	East Carolina	59 70
								93	H	New Mexico St.	57 68	191	N	Cal Poly	66 58
								93	N	New Mexico St.	53 80	204	A	Utah Valley	57 71
												204	H	Utah Valley	61 48
												216	A	CSU Bakersfield	66 80
												216	H	CSU Bakersfield	60 46
												216	N	CSU Bakersfield	73 72
												232	A	Grand Canyon	68 66
												232	H	Grand Canyon	52 28
												267	A	UC Santa Barbara	62 60
												272	A	Seattle	76 71
												272	H	Seattle	71 74
												285	A	Houston	55 45
												305	A	UMKC	62 53
												305	H	UMKC	57 59
												312	A	A&M-Corpus Christi	46 49
												331	A	Incarnate Word	68 50
												331	H	Incarnate Word	60 47
												345	A	Chicago St.	64 56
												345	H	Chicago St.	78 56
												345	N	Chicago St.	60 52
LAST 12 Division I GAMES:															
				93	N	New Mexico St.	53 80	272	A	Seattle	76 71				
				216	N	CSU Bakersfield	73 72	305	H	UMKC	57 59				
				345	N	Chicago St.	60 52	232	A	Grand Canyon	68 66				
				93	A	New Mexico St.	66 55	204	A	Utah Valley	57 71				
				345	H	Chicago St.	78 56	93	H	New Mexico St.	57 68				
				216	A	CSU Bakersfield	66 80	272	H	Seattle	71 74				

Non-Div I Games: Concordia (TX) 90 44 Evangel 75 60 Texas Lutheran 90 38

UTRGV

Loss, Non-Conf, S Site, H Home A Away N Neutral

Average RPI Win: 197	WON-LOST	WINNING	LAST 10	STRENGTH OF	OPP. STRENGTH	TEAM	ADJ.	CONF.	ADJ CONF.
Average RPI Loss: 155	RECORD	PCT. RANK	GAMES	SCHEDULE	OF SCHEDULE	RPI	RPI	RPI	RPI
DIV. I ONLY	8- 19	282	3- 7	153	151	268	268	13	13
DIV. I NON-CONF.	2- 6	272	0- 0	65	267	240	240	11	11
TOTALS	RPI 1-25	RPI 26-50	W-L RECORDS	RPI 51-100	RPI 101-150	RPI 150+			
8- 19	0- 1	1- 3	OVERALL	0- 3	1- 1	6- 11			
7- 6	0- 0	1- 0	HOME	0- 2	1- 0	5- 4			
1- 12	0- 1	0- 3	AWAY	0- 1	0- 1	1- 6			
0- 1	0- 0	0- 0	NEUTRAL	0- 0	0- 0	0- 1			
2- 6	0- 1	0- 1	NON-CONFERENCE	0- 1	0- 0	2- 3			
2- 2	0- 0	0- 0	HOME	0- 0	0- 0	2- 2			
0- 4	0- 1	0- 1	AWAY	0- 1	0- 0	0- 1			
0- 0	0- 0	0- 0	NEUTRAL	0- 0	0- 0	0- 0			
6- 13	0- 0	1- 2	CONFERENCE	0- 2	1- 1	4- 8			
5- 4	0- 0	1- 0	HOME	0- 2	1- 0	3- 2			
1- 8	0- 0	0- 2	AWAY	0- 0	0- 1	1- 5			
0- 1	0- 0	0- 0	NEUTRAL	0- 0	0- 0	0- 1			

RPI	S	Opponent	Score	RPI	S	Opponent	Score	RPI	S	Opponent	Score	RPI	S	Opponent	Score	Team's RPI: 268
7	A	Texas	53 90	32	A	Oklahoma	41 80	59	H	Middle Tenn.	63 74	128	A	Marshall	76 80	
				37	A	UTEP	55 62	76	A	Abilene Christian	60 79	129	H	Old Dominion	70 67	
				37	H	UTEP	69 64	89	H	Charlotte	54 64	155	H	UAB	54 52	
				38	A	Western Ky.	65 72					156	H	UT Arlington	47 51	
												181	A	Fla. Atlantic	51 64	
												181	H	Fla. Atlantic	57 54	
												188	A	Southern Miss.	53 65	
												188	H	Southern Miss.	47 41	
												208	A	Louisiana Tech	66 75	
												208	H	Louisiana Tech	72 82	
												225	A	Rice	48 49	
												228	H	Texas Southern	44 59	
												240	A	North Texas	58 68	
												246	A	Texas St.	64 72	
												261	H	Houston Baptist	79 50	
												304	A	FIU	63 52	
												304	H	FIU	54 59	
												304	N	FIU	56 61	
												321	H	Illinois St.	77 51	
LAST 12 Division I GAMES:																
				304	N	FIU	56 61			304	H	FIU	54 59			
				37	H	UTEP	69 64			181	H	Fla. Atlantic	57 54			
				129	H	Old Dominion	70 67			128	A	Marshall	76 80			
				89	H	Charlotte	54 64			38	A	Western Ky.	65 72			
				188	A	Southern Miss.	53 65			188	H	Southern Miss.	47 41			
				208	A	Louisiana Tech	66 75			208	H	Louisiana Tech	72 82			

Non-Div I Games: Howard Payne 106 65 Tex. A&M-Kingsville 88 51

UTSA

Loss, Non-Conf, S Site, H Home A Away N Neutral

Average RPI Win:	148	WON-LOST	WINNING	LAST 10	STRENGTH OF	OPP. STRENGTH	TEAM	ADJ.	CONF.	ADJ CONF.
Average RPI Loss:	40	RECORD	PCT. RANK	GAMES	SCHEDULE	OF SCHEDULE	RPI	RPI	RPI	RPI
DIV. I ONLY	16- 14	154	4- 6	47	18	88	88	1	1	
DIV. I NON-CONF.	8- 3	77	0- 0	104	113	80	80	1	1	
<hr/>										
TOTALS	RPI 1-25	RPI 26-50	W-L RECORDS	RPI 51-100	RPI 101-150	RPI 150+				
16- 14	0- 7	1- 2	OVERALL	5- 4	3- 1	7- 0				
11- 5	0- 3	1- 0	HOME	3- 2	2- 0	5- 0				
5- 6	0- 4	0- 1	AWAY	2- 1	1- 0	2- 0				
0- 3	0- 0	0- 1	NEUTRAL	0- 1	0- 1	0- 0				
8- 3	0- 1	0- 1	NON-CONFERENCE	1- 0	2- 1	5- 0				
7- 0	0- 0	0- 0	HOME	1- 0	2- 0	4- 0				
1- 1	0- 1	0- 0	AWAY	0- 0	0- 0	1- 0				
0- 2	0- 0	0- 1	NEUTRAL	0- 0	0- 1	0- 0				
8- 11	0- 6	1- 1	CONFERENCE	4- 4	1- 0	2- 0				
4- 5	0- 3	1- 0	HOME	2- 2	0- 0	1- 0				
4- 5	0- 3	0- 1	AWAY	2- 1	1- 0	1- 0				
0- 1	0- 0	0- 0	NEUTRAL	0- 1	0- 0	0- 0				

RPI 1-25				RPI 26-50				RPI 51-100 Team's RPI: 88				RPI 101+			
RPI	S	Opponent	Score	RPI	S	Opponent	Score	RPI	S	Opponent	Score	RPI	S	Opponent	Score
5	A	Oregon St.	53 72	32	N	Oklahoma	55 70	56	H	Southern California	59 70	107	H	Fresno St.	78 63
5	H	Oregon St.	53 62	33	A	Washington	60 73	62	H	South Dakota	66 59	115	H	Creighton	74 58
9	A	Stanford	52 72	33	H	Washington	88 83	84	A	California	84 79	122	N	Boston College	51 76
9	H	Stanford	54 72					84	H	California	72 66	127	A	Arizona	60 55
10	H	UCLA	63 69					84	N	California	63 66	166	H	UC Davis	88 58
11	A	Arizona St.	60 80					85	A	Oregon	58 69	170	H	George Mason	74 62
16	A	BYU	59 73					85	H	Oregon	65 77	202	A	Colorado	76 68
								96	A	Washington St.	75 69	202	H	Colorado	71 55
								96	H	Washington St.	73 71	234	A	Utah St.	64 61
												282	H	Lamar	71 67
												301	H	CSUN	97 56
<hr/>															
LAST 12 Division I GAMES:															
				84	N	California	63 66	85	A	Oregon	58 69				
				96	A	Washington St.	75 69	202	A	Colorado	76 68				
				33	A	Washington	60 73	202	H	Colorado	71 55				
				9	H	Stanford	54 72	10	H	UCLA	63 69				
				84	H	California	72 66	56	H	Southern California	59 70				
				5	A	Oregon St.	53 72	85	H	Oregon	65 77				

Non-Div I Games:

Utah

Average RPI Win:	266	WON-LOST	WINNING	LAST 10	STRENGTH OF	OPP. STRENGTH	TEAM	ADJ.	CONF.	ADJ CONF.
Average RPI Loss:	135	RECORD	PCT. RANK	GAMES	SCHEDULE	OF SCHEDULE	RPI	RPI	RPI	RPI
DIV. I ONLY	12- 17	223	4- 6	233	185	234	234	20	20	
DIV. I NON-CONF.	3- 6	234	0- 0	159	143	211	211	20	20	
TOTALS	RPI 1-25	RPI 26-50	W-L RECORDS	RPI 51-100	RPI 101-150	RPI 150+				
12- 17	0- 1	0- 2	OVERALL	0- 1	0- 3	12- 10				
6- 6	0- 0	0- 1	HOME	0- 1	0- 1	6- 3				
4- 10	0- 1	0- 1	AWAY	0- 0	0- 1	4- 7				
2- 1	0- 0	0- 0	NEUTRAL	0- 0	0- 1	2- 0				
3- 6	0- 1	0- 0	NON-CONFERENCE	0- 1	0- 0	3- 4				
1- 2	0- 0	0- 0	HOME	0- 1	0- 0	1- 1				
1- 4	0- 1	0- 0	AWAY	0- 0	0- 0	1- 3				
1- 0	0- 0	0- 0	NEUTRAL	0- 0	0- 0	1- 0				
9- 11	0- 0	0- 2	CONFERENCE	0- 0	0- 3	9- 6				
5- 4	0- 0	0- 1	HOME	0- 0	0- 1	5- 2				
3- 6	0- 0	0- 1	AWAY	0- 0	0- 1	3- 4				
1- 1	0- 0	0- 0	NEUTRAL	0- 0	0- 1	1- 0				

RPI 1-25				RPI 26-50				RPI 51-100				RPI 101+ Team's RPI: 234			
RPI	S	Opponent	Score	RPI	S	Opponent	Score	RPI	S	Opponent	Score	RPI	S	Opponent	Score
16	A	BYU	69 81	41	A	Colorado St.	64 91	88	H	Utah	61 64	107	A	Fresno St.	62 66
				41	H	Colorado St.	49 69					107	H	Fresno St.	61 67
												107	N	Fresno St.	47 55
												154	A	Boise St.	78 84
												154	H	Boise St.	58 63
												165	A	New Mexico	70 73
												165	H	New Mexico	72 56
												167	A	Idaho St.	67 81
												172	H	Sacramento St.	86 95
												173	A	Montana	70 86
												179	H	Pacific	78 70
												185	A	Northern Colo.	60 74
												200	A	San Jose St.	65 83
												200	H	San Jose St.	74 86
												204	A	Utah Valley	76 72
												211	A	UNLV	38 46
												238	A	San Diego St.	55 36
												238	H	San Diego St.	72 59
												256	N	Tennessee St.	63 46
												258	H	Wyoming	84 75
												325	A	Nevada	79 66
												325	H	Nevada	70 55
												325	N	Nevada	59 35
												341	A	Air Force	66 53
												341	H	Air Force	64 40
LAST 12 Division I GAMES:															
				107	N	Fresno St.	47 55	107	H	Fresno St.	61 67				
				325	N	Nevada	59 35	41	A	Colorado St.	64 91				
				107	A	Fresno St.	62 66	165	A	New Mexico	70 73				
				341	H	Air Force	64 40	258	H	Wyoming	84 75				
				200	A	San Jose St.	65 83	154	H	Boise St.	58 63				
				325	H	Nevada	70 55	325	A	Nevada	79 66				

Non-Div I Games: Westminster (UT) 74 67 Haskell 90 63

Utah St.

Loss, Non-Conf, S Site, H Home A Away N Neutral

Utah Valley

Through Games Of March 13, 2016

Average RPI Win:	262	WON-LOST	WINNING	LAST 10	STRENGTH OF	OPP. STRENGTH	TEAM	ADJ.	CONF.	ADJ CONF.
Average RPI Loss:	155	RECORD	PCT. RANK	GAMES	SCHEDULE	OF SCHEDULE	RPI	RPI	RPI	RPI
DIV. I ONLY	14- 15	180	6- 4	209	307	204	204	28	28	
DIV. I NON-CONF.	5- 8	209	0- 0	149	278	199	199	25	25	
TOTALS	RPI 1-25	RPI 26-50	W-L RECORDS	RPI 51-100	RPI 101-150	RPI 150+				
14- 15	0- 1	0- 0	OVERALL	1- 4	0- 0	13- 10				
7- 5	0- 0	0- 0	HOME	1- 1	0- 0	6- 4				
6- 8	0- 1	0- 0	AWAY	0- 2	0- 0	6- 5				
1- 2	0- 0	0- 0	NEUTRAL	0- 1	0- 0	1- 1				
5- 8	0- 1	0- 0	NON-CONFERENCE	1- 1	0- 0	4- 6				
2- 3	0- 0	0- 0	HOME	1- 0	0- 0	1- 3				
3- 4	0- 1	0- 0	AWAY	0- 1	0- 0	3- 2				
0- 1	0- 0	0- 0	NEUTRAL	0- 0	0- 0	0- 1				
9- 7	0- 0	0- 0	CONFERENCE	0- 3	0- 0	9- 4				
5- 2	0- 0	0- 0	HOME	0- 1	0- 0	5- 1				
3- 4	0- 0	0- 0	AWAY	0- 1	0- 0	3- 3				
1- 1	0- 0	0- 0	NEUTRAL	0- 1	0- 0	1- 0				

RPI 1-25				RPI 26-50				RPI 51-100				RPI 101+ Team's RPI: 204			
RPI	S	Opponent	Score	RPI	S	Opponent	Score	RPI	S	Opponent	Score	RPI	S	Opponent	Score
16	A	BYU	62 78					72	H	San Francisco	94 88	154	A	Boise St.	72 70
								85	A	Oregon	68 79	160	N	Alabama	60 67
								93	A	New Mexico St.	68 73	166	H	UC Davis	55 59
								93	H	New Mexico St.	53 59	167	H	Idaho St.	47 56
								93	N	New Mexico St.	44 58	171	A	Eastern Wash.	64 68
												180	A	UTRGV	48 61
												180	H	UTRGV	71 57
												192	A	Weber St.	56 61
												216	A	CSU Bakersfield	54 61
												216	H	CSU Bakersfield	72 53
												232	A	Grand Canyon	64 65
												232	H	Grand Canyon	53 61
												234	H	Utah St.	72 76
												241	A	Omaha	74 59
												272	A	Seattle	61 44
												272	H	Seattle	79 48
												305	A	UMKC	58 44
												305	H	UMKC	79 71
												305	N	UMKC	61 53
												325	A	Nevada	73 65
												333	H	Southern Utah	70 58
												345	A	Chicago St.	69 62
												345	H	Chicago St.	74 46
LAST 12 Division I GAMES:															
				93	N	New Mexico St.	44 58	216	H	CSU Bakersfield	72 53				
				305	N	UMKC	61 53	93	H	New Mexico St.	53 59				
				232	A	Grand Canyon	64 65	180	H	UTRGV	71 57				
				272	H	Seattle	79 48	216	A	CSU Bakersfield	54 61				
				305	A	UMKC	58 44	272	A	Seattle	61 44				
				345	A	Chicago St.	69 62	345	H	Chicago St.	74 46				

Non-Div I Games: Bethesda (CA) 91 64 Dixie St. 77 63

Utah Valley

Loss, Non-Conf, S Site, H Home A Away N Neutral

Average RPI Win:	173	WON-LOST	WINNING	LAST 10	STRENGTH OF	OPP. STRENGTH	TEAM	ADJ.	CONF.	ADJ CONF.
Average RPI Loss:	113	RECORD	PCT. RANK	GAMES	SCHEDULE	OF SCHEDULE	RPI	RPI	RPI	RPI
DIV. I ONLY	23- 9	59	8- 2	99	118	68	68	7	7	
DIV. I NON-CONF.	11- 2	28	0- 0	127	282	46	46	8	8	
TOTALS	RPI 1-25	RPI 26-50	W-L RECORDS	RPI 51-100	RPI 101-150	RPI 150+				
23- 9	2- 2	2- 0	OVERALL	1- 1	2- 3	16- 3				
11- 4	0- 1	1- 0	HOME	0- 1	1- 1	9- 1				
10- 3	2- 0	0- 0	AWAY	1- 0	1- 0	6- 1				
2- 2	0- 1	1- 0	NEUTRAL	0- 0	0- 1	1- 0				
11- 2	1- 0	0- 0	NON-CONFERENCE	0- 0	2- 2	8- 0				
7- 0	0- 0	0- 0	HOME	0- 0	1- 0	6- 0				
4- 1	1- 0	0- 0	AWAY	0- 0	1- 1	2- 0				
0- 1	0- 0	0- 0	NEUTRAL	0- 0	0- 1	0- 0				
12- 7	1- 2	2- 0	CONFERENCE	1- 1	0- 1	8- 3				
4- 4	0- 1	1- 0	HOME	0- 1	0- 1	3- 1				
6- 2	1- 0	0- 0	AWAY	1- 0	0- 0	4- 2				
2- 1	0- 1	1- 0	NEUTRAL	0- 0	0- 0	1- 0				

RPI 1-25				RPI 26-50				RPI 51-100				Team's RPI: 68		RPI 101+			
RPI	S	Opponent	Score	RPI	S	Opponent	Score	RPI	S	Opponent	Score		RPI	S	Opponent	Score	
11	A	Arizona St.	57 48	34	H	St. Bonaventure	52 47	54	H	Saint Louis	72 77		103	A	Iona	74 58	
18	H	Duquesne	67 71	34	N	St. Bonaventure	59 50	83	A	Dayton	74 72		117	N	Toledo	61 80	
23	A	George Washington	79 68										118	H	Saint Joseph's	63 66	
23	N	George Washington	58 72										129	H	Old Dominion	74 54	
													132	A	IUPUI	69 70	
													163	H	Fordham	61 51	
													170	A	George Mason	54 70	
													170	H	George Mason	65 34	
													189	A	Davidson	74 59	
													189	H	Davidson	50 56	
													195	A	N.C. A&T	64 49	
													197	A	Richmond	50 62	
													197	H	Richmond	53 42	
													197	N	Richmond	62 42	
													214	A	Rhode Island	49 36	
													218	H	Furman	67 45	
													219	H	William & Mary	73 47	
													224	A	Massachusetts	74 66	
													231	H	Coppin St.	73 42	
													251	A	High Point	69 39	
													253	H	Campbell	57 34	
													274	H	UNCW	58 45	
													280	H	UMES	63 39	
													281	A	La Salle	84 76	
LAST 12 Division I GAMES:																	
				23	N	George Washington	58 72					214	A	Rhode Island	49 36		
				34	N	St. Bonaventure	59 50					197	A	Richmond	50 62		
				197	N	Richmond	62 42					281	A	La Salle	84 76		
				189	A	Davidson	74 59					34	H	St. Bonaventure	52 47		
				170	H	George Mason	65 34					18	H	Duquesne	67 71		
				23	A	George Washington	79 68					163	H	Fordham	61 51		

Non-Div I Games:

VCU

■ Loss,
 ■ Non-Conf, S Site,
 ■ Home
 ■ Away
 N Neutral

Valparaiso

Through Games Of March 13, 2016

Average RPI Win:	187	WON-LOST	WINNING	LAST 10	STRENGTH OF	OPP. STRENGTH	TEAM	ADJ.	CONF.	ADJ CONF.
Average RPI Loss:	136	RECORD	PCT. RANK	GAMES	SCHEDULE	OF SCHEDULE	RPI	RPI	RPI	RPI
DIV. I ONLY	7- 21	297	2- 8	74	133	239	239	14	14	
DIV. I NON-CONF.	1- 7	318	0- 0	42	39	250	250	16	16	
TOTALS	RPI 1-25	RPI 26-50	W-L RECORDS	RPI 51-100	RPI 101-150	RPI 150+				
7- 21	0- 4	0- 0	OVERALL	0- 3	3- 6	4- 8				
4- 9	0- 2	0- 0	HOME	0- 1	2- 3	2- 3				
2- 10	0- 2	0- 0	AWAY	0- 2	1- 2	1- 4				
1- 2	0- 0	0- 0	NEUTRAL	0- 0	0- 1	1- 1				
1- 7	0- 2	0- 0	NON-CONFERENCE	0- 1	1- 1	0- 3				
1- 3	0- 1	0- 0	HOME	0- 0	1- 1	0- 1				
0- 3	0- 1	0- 0	AWAY	0- 1	0- 0	0- 1				
0- 1	0- 0	0- 0	NEUTRAL	0- 0	0- 0	0- 1				
6- 14	0- 2	0- 0	CONFERENCE	0- 2	2- 5	4- 5				
3- 6	0- 1	0- 0	HOME	0- 1	1- 2	2- 2				
2- 7	0- 1	0- 0	AWAY	0- 1	1- 2	1- 3				
1- 1	0- 0	0- 0	NEUTRAL	0- 0	0- 1	1- 0				

RPI	S	Opponent	Score	RPI	S	Opponent	Score	RPI	S	Opponent	Score	RPI	S	Opponent	Score	Team's RPI: 239
1	H	Notre Dame	54 110					82	A	San Diego	60 76	126	H	Akron	74 85	
14	A	Louisville	42 75					100	A	Wright St.	63 80	130	A	Youngstown St.	66 87	
20	A	Green Bay	42 81					100	H	Wright St.	54 65	130	H	Youngstown St.	65 60	
20	H	Green Bay	35 71									139	A	Milwaukee	60 82	
												139	H	Milwaukee	60 70	
												146	A	Northern Ky.	61 60	
												146	H	Northern Ky.	50 68	
												146	N	Northern Ky.	53 76	
												149	H	SIUE	69 56	
												159	A	Detroit	65 85	
												159	H	Detroit	66 72	
												159	N	Detroit	94 91	
												183	A	Butler	53 72	
												185	N	Northern Colo.	63 77	
												209	A	Oakland	77 87	
												209	H	Oakland	81 66	
												249	A	Ill.-Chicago	80 74	
												249	H	Ill.-Chicago	50 54	
												264	A	Cleveland St.	65 72	
												264	H	Cleveland St.	66 59	
												283	H	Miami (OH)	72 75	
LAST 12 Division I GAMES:																
146	N	Northern Ky.	53 76	139	H	Milwaukee	60 70									
159	N	Detroit	94 91	159	A	Detroit	65 85									
249	A	Ill.-Chicago	80 74	209	A	Oakland	77 87									
264	A	Cleveland St.	65 72	146	H	Northern Ky.	50 68									
130	A	Youngstown St.	66 87	100	H	Wright St.	54 65									
20	H	Green Bay	35 71	249	H	Ill.-Chicago	50 54									

Non-Div I Games: Ind.-Northwest 79 57 Cardinal Stitch 63 62 Ind.-Kokomo 88 22

Valparaiso

Loss, Non-Conf, S Site, H Home A Away N Neutral

Vanderbilt

Through Games Of March 13, 2016

Average RPI Win:	146	WON-LOST	WINNING	LAST 10	STRENGTH OF	OPP. STRENGTH	TEAM	ADJ.	CONF.	ADJ CONF.
Average RPI Loss:	48	RECORD	PCT. RANK	GAMES	SCHEDULE	OF SCHEDULE	RPI	RPI	RPI	RPI
DIV. I ONLY	18- 14	144	3- 7	33	50	73	73	2	2	
DIV. I NON-CONF.	11- 2	28	0- 0	113	209	31	31	2	2	
TOTALS	RPI 1-25	RPI 26-50	W-L RECORDS	RPI 51-100	RPI 101-150	RPI 150+				
18- 14	1- 6	2- 4	OVERALL	3- 2	3- 1	9- 1				
10- 6	0- 4	0- 2	HOME	1- 0	3- 0	6- 0				
5- 7	1- 1	1- 2	AWAY	1- 2	0- 1	2- 1				
3- 1	0- 1	1- 0	NEUTRAL	1- 0	0- 0	1- 0				
11- 2	0- 1	0- 0	NON-CONFERENCE	3- 1	2- 0	6- 0				
8- 0	0- 0	0- 0	HOME	1- 0	2- 0	5- 0				
2- 2	0- 1	0- 0	AWAY	1- 1	0- 0	1- 0				
1- 0	0- 0	0- 0	NEUTRAL	1- 0	0- 0	0- 0				
7- 12	1- 5	2- 4	CONFERENCE	0- 1	1- 1	3- 1				
2- 6	0- 4	0- 2	HOME	0- 0	1- 0	1- 0				
3- 5	1- 0	1- 2	AWAY	0- 1	0- 1	1- 1				
2- 1	0- 1	1- 0	NEUTRAL	0- 0	0- 0	1- 0				

RPI S	Opponent	Score	RPI S	Opponent	Score	RPI S	Opponent	Score	RPI S	Opponent	Score
4	H South Carolina	61 71	26	A Florida	67 79	51	H Ohio	62 59	108	H UT Martin	64 61
13	A Kentucky	71 69	28	A Tennessee	49 58	57	A Auburn	45 53	119	H Troy	97 43
13	H Kentucky	55 71	28	H Tennessee	51 69	80	A Drexel	74 64	125	H LSU	58 42
19	H Texas A&M	63 75	35	H Georgia	58 64	83	A Dayton	56 81	142	A Arkansas	56 57
20	A Green Bay	56 58	35	N Georgia	54 49	93	N New Mexico St.	71 45	160	A Alabama	54 48
24	H Mississippi St.	61 66	45	A Missouri	56 52				160	H Alabama	67 52
24	N Mississippi St.	46 63							163	A Fordham	53 40
									164	H ETSU	65 39
									175	A Ole Miss	52 55
									175	N Ole Miss	74 59
									186	H Presbyterian	56 38
									269	H Austin Peay	73 56
									341	H Air Force	86 29
									349	H Mississippi Val.	89 39
LAST 12 Division I GAMES:											
24	N Mississippi St.	46 63	26	A Florida	67 79						
35	N Georgia	54 49	13	H Kentucky	55 71						
175	N Ole Miss	74 59	28	H Tennessee	51 69						
45	A Missouri	56 52	142	A Arkansas	56 57						
24	H Mississippi St.	61 66	57	A Auburn	45 53						
19	H Texas A&M	63 75	35	H Georgia	58 64						

Non-Div I Games:

Vanderbilt

Loss, Non-Conf, S Site, H Home A Away N Neutral

Average RPI Win:	259	WON-LOST	WINNING	LAST 10	STRENGTH OF	OPP. STRENGTH	TEAM	ADJ.	CONF.	ADJ CONF.
Average RPI Loss:	177	RECORD	PCT. RANK	GAMES	SCHEDULE	OF SCHEDULE	RPI	RPI	RPI	RPI
DIV. I ONLY	9- 21	276	2- 8	240	283	277	277	16	16	
DIV. I NON-CONF.	5- 8	209	0- 0	304	347	272	272	19	19	
TOTALS	RPI 1-25	RPI 26-50	W-L RECORDS	RPI 51-100	RPI 101-150	RPI 150+				
9- 21	0- 0	0- 3	OVERALL	0- 3	0- 0	9- 15				
4- 9	0- 0	0- 1	HOME	0- 2	0- 0	4- 6				
5- 11	0- 0	0- 1	AWAY	0- 1	0- 0	5- 9				
0- 1	0- 0	0- 1	NEUTRAL	0- 0	0- 0	0- 0				
5- 8	0- 0	0- 0	NON-CONFERENCE	0- 1	0- 0	5- 7				
2- 3	0- 0	0- 0	HOME	0- 1	0- 0	2- 2				
3- 5	0- 0	0- 0	AWAY	0- 0	0- 0	3- 5				
0- 0	0- 0	0- 0	NEUTRAL	0- 0	0- 0	0- 0				
4- 13	0- 0	0- 3	CONFERENCE	0- 2	0- 0	4- 8				
2- 6	0- 0	0- 1	HOME	0- 1	0- 0	2- 4				
2- 6	0- 0	0- 1	AWAY	0- 1	0- 0	2- 4				
0- 1	0- 0	0- 1	NEUTRAL	0- 0	0- 0	0- 0				

RPI S	Opponent	Score	RPI S	Opponent	Score	RPI S	Opponent	Score	RPI S	Opponent	Score	Team's RPI: 277
44	A Albany (NY)	43 72	44	H Albany (NY)	40 75	60	A Maine	51 63	152	A Delaware	60 71	
44	N Albany (NY)	43 95	44	H Albany (NY)	40 75	60	H Maine	41 62	158	A Stony Brook	59 73	
			44	N Albany (NY)	43 95	87	H Quinnipiac	65 77	158	H Stony Brook	44 37	
									187	A UMBC	48 85	
									187	H UMBC	60 74	
									201	H Sacred Heart	53 51	
									206	A Brown	54 71	
									209	H Oakland	68 74	
									217	A Dartmouth	56 54	
									221	A Hartford	50 52	
									221	H Hartford	47 51	
									223	A Binghamton	52 66	
									223	H Binghamton	53 57	
									235	A New Hampshire	63 59	
									235	H New Hampshire	83 63	
									237	A Bryant	52 68	
									247	A Columbia	56 73	
									254	A Holy Cross	63 77	
									276	H Central Conn. St.	79 63	
									319	A UMass Lowell	59 51	
									319	H UMass Lowell	66 68	
									335	H St. Francis Brooklyn	55 59	
									342	A NJIT	54 46	
									344	A Boston U.	60 45	
LAST 12 Division I GAMES:												
44	N Albany (NY)	43 95	319	H UMass Lowell	66 68	44	H Albany (NY)	40 75				
158	H Stony Brook	44 37	60	A Maine	51 63	158	A Stony Brook	59 73				
235	A New Hampshire	63 59	235	H New Hampshire	83 63	223	H Binghamton	53 57				
187	H UMBC	60 74	223	A Binghamton	52 66							
221	A Hartford	50 52										

Non-Div I Games:

Vermont

Average RPI Win: 137	WON-LOST	WINNING	LAST 10	STRENGTH OF	OPP. STRENGTH	TEAM	ADJ.	CONF.	ADJ CONF.
Average RPI Loss: 80	RECORD	PCT. RANK	GAMES	SCHEDULE	OF SCHEDULE	RPI	RPI	RPI	RPI
DIV. I ONLY	19- 11	88	6- 4	61	68	55	55	6	6
DIV. I NON-CONF.	7- 4	110	1- 0	29	61	36	36	6	6
TOTALS	RPI 1-25	RPI 26-50	W-L RECORDS	RPI 51-100	RPI 101-150	RPI 150+			
19- 11	0- 1	5- 3	OVERALL	3- 2	2- 4	9- 1			
9- 3	0- 0	3- 1	HOME	1- 0	1- 2	4- 0			
8- 6	0- 1	2- 2	AWAY	1- 1	1- 1	4- 1			
2- 2	0- 0	0- 0	NEUTRAL	1- 1	0- 1	1- 0			
7- 4	0- 1	1- 1	NON-CONFERENCE	1- 2	1- 0	4- 0			
3- 0	0- 0	1- 0	HOME	0- 0	1- 0	1- 0			
2- 3	0- 1	0- 1	AWAY	0- 1	0- 0	2- 0			
2- 1	0- 0	0- 0	NEUTRAL	1- 1	0- 0	1- 0			
12- 7	0- 0	4- 2	CONFERENCE	2- 0	1- 4	5- 1			
6- 3	0- 0	2- 1	HOME	1- 0	0- 2	3- 0			
6- 3	0- 0	2- 1	AWAY	1- 0	1- 1	2- 1			
0- 1	0- 0	0- 0	NEUTRAL	0- 0	0- 1	0- 0			

RPI	S	Opponent	Score	RPI	S	Opponent	Score	RPI	S	Opponent	Score	RPI	S	Opponent	Score
23	A	George Washington	70 78	27	H	Penn	66 46	53	N	St. Mary's (CA)	60 67	101	A	Georgetown	63 60
				29	A	DePaul	64 60	69	A	Temple	55 61	101	H	Georgetown	51 57
				29	H	DePaul	47 75	80	N	Drexel	67 55	115	A	Creighton	48 53
				39	A	Seton Hall	50 60	99	A	Marquette	82 75	115	H	Creighton	62 65
				39	H	Seton Hall	55 45	99	H	Marquette	81 60	115	N	Creighton	48 57
				42	A	St. John's (NY)	71 59					118	H	Saint Joseph's	55 49
				42	H	St. John's (NY)	58 54					168	A	Xavier	67 74
				49	A	North Carolina St.	64 70					168	H	Xavier	58 55
Team's RPI: 55															
LAST 12 Division I GAMES:															
				115	N	Creighton	48 57	99	H	Marquette	81 60	172	N	Sacramento St.	78 54
				183	H	Butler	66 46	29	H	DePaul	47 75	183	A	Butler	57 45
				168	H	Xavier	58 55	265	A	Providence	76 47	183	H	Butler	66 46
				101	A	Georgetown	63 60	115	A	Creighton	48 53	203	H	Loyola Maryland	67 55
				39	A	Seton Hall	50 60	27	H	Penn	66 46	212	A	Lehigh	65 44
				42	A	St. John's (NY)	71 59	101	H	Georgetown	51 57	265	A	Providence	76 47
												265	H	Providence	67 39
												281	A	La Salle	67 56

Non-Div I Games:

Villanova

■ Loss,
■ Non-Conf, S Site,
■ Home
■ Away
N Neutral

Average RPI Win:	180	WON-LOST	WINNING	LAST 10	STRENGTH OF	OPP. STRENGTH	TEAM	ADJ.	CONF.	ADJ CONF.
Average RPI Loss:	51	RECORD	PCT. RANK	GAMES	SCHEDULE	OF SCHEDULE	RPI	RPI	RPI	RPI
DIV. I ONLY	16- 15	160	3- 7	63	57	111	111	4	4	
DIV. I NON-CONF.	10- 4	86	0- 0	175	122	115	115	5	5	
TOTALS	RPI 1-25	RPI 26-50	W-L RECORDS	RPI 51-100	RPI 101-150	RPI 150+				
16- 15	2- 6	0- 3	OVERALL	3- 3	2- 3	9- 0				
10- 6	1- 3	0- 0	HOME	0- 1	0- 2	9- 0				
5- 6	0- 3	0- 2	AWAY	3- 0	2- 1	0- 0				
1- 3	1- 0	0- 1	NEUTRAL	0- 2	0- 0	0- 0				
10- 4	1- 1	0- 0	NON-CONFERENCE	2- 3	0- 0	7- 0				
7- 1	0- 0	0- 0	HOME	0- 1	0- 0	7- 0				
2- 1	0- 1	0- 0	AWAY	2- 0	0- 0	0- 0				
1- 2	1- 0	0- 0	NEUTRAL	0- 2	0- 0	0- 0				
6- 11	1- 5	0- 3	CONFERENCE	1- 0	2- 3	2- 0				
3- 5	1- 3	0- 0	HOME	0- 0	0- 2	2- 0				
3- 5	0- 2	0- 2	AWAY	1- 0	2- 1	0- 0				
0- 1	0- 0	0- 1	NEUTRAL	0- 0	0- 0	0- 0				

RPI	S	Opponent	Score	RPI	S	Opponent	Score	RPI	S	Opponent	Score	RPI	S	Opponent	Score	Team's RPI: 111
1	H	Notre Dame	46 74	47	A	Duke	52 67	52	N	Rutgers	48 60	122	A	Boston College	61 50	
6	A	Ohio St.	73 93	47	N	Duke	53 57	57	A	Auburn	69 52	124	A	Virginia Tech	55 60	
12	H	Syracuse	57 91	49	A	North Carolina St.	52 63	58	H	Iowa	73 85	124	H	Virginia Tech	46 66	
14	A	Louisville	59 74					59	A	Middle Tenn.	70 66	131	H	Pittsburgh	55 58	
14	H	Louisville	41 59					70	A	Georgia Tech	78 67	144	A	Wake Forest	52 50	
15	A	Florida St.	48 70					74	N	Tulane	62 67	153	H	North Carolina	72 68	
20	N	Green Bay	68 59									197	H	Richmond	71 51	
25	H	Miami (FL)	76 56									231	H	Coppin St.	75 40	
												252	H	Clemson	65 48	
												255	H	Bowling Green	68 39	
												288	H	Charleston So.	85 65	
												314	H	Longwood	81 46	
												342	H	NJIT	81 54	
												347	H	Norfolk St.	86 50	
LAST 12 Division I GAMES:																
47	N	Duke	53 57	12	H	Syracuse	57 91									
124	A	Virginia Tech	55 60	124	H	Virginia Tech	46 66									
153	H	North Carolina	72 68	47	A	Duke	52 67									
252	H	Clemson	65 48	49	A	North Carolina St.	52 63									
14	A	Louisville	59 74	131	H	Pittsburgh	55 58									
122	A	Boston College	61 50	15	A	Florida St.	48 70									

Non-Div I Games:

Virginia

■ Loss,
■ Non-Conf, S Site,
■ Home
■ Away
N Neutral

Virginia Tech

Through Games Of March 13, 2016

Average RPI Win:	192	WON-LOST	WINNING	LAST 10	STRENGTH OF	OPP. STRENGTH	TEAM	ADJ.	CONF.	ADJ CONF.
Average RPI Loss:	59	RECORD	PCT. RANK	GAMES	SCHEDULE	OF SCHEDULE	RPI	RPI	RPI	RPI
DIV. I ONLY	17- 13	137	3- 7	103	60	124	124	4	4	
DIV. I NON-CONF.	12- 1	9	0- 0	278	181	65	65	5	5	
TOTALS	RPI 1-25	RPI 26-50	W-L RECORDS	RPI 51-100	RPI 101-150	RPI 150+				
17- 13	0- 6	1- 2	OVERALL	0- 1	5- 3	11- 1				
13- 5	0- 1	0- 2	HOME	0- 1	2- 1	11- 0				
4- 7	0- 5	1- 0	AWAY	0- 0	3- 1	0- 1				
0- 1	0- 0	0- 0	NEUTRAL	0- 0	0- 1	0- 0				
12- 1	0- 0	1- 0	NON-CONFERENCE	0- 0	1- 1	10- 0				
10- 0	0- 0	0- 0	HOME	0- 0	0- 0	10- 0				
2- 1	0- 0	1- 0	AWAY	0- 0	1- 1	0- 0				
0- 0	0- 0	0- 0	NEUTRAL	0- 0	0- 0	0- 0				
5- 12	0- 6	0- 2	CONFERENCE	0- 1	4- 2	1- 1				
3- 5	0- 1	0- 2	HOME	0- 1	2- 1	1- 0				
2- 6	0- 5	0- 0	AWAY	0- 0	2- 0	0- 1				
0- 1	0- 0	0- 0	NEUTRAL	0- 0	0- 1	0- 0				

RPI S	Opponent	Score	RPI S	Opponent	Score	RPI S	Opponent	Score	RPI S	Opponent	Score	Team's RPI: 124
1	A Notre Dame	41 80	28	A Tennessee	57 43	70	H Georgia Tech	34 51	101	A Georgetown	56 73	
12	A Syracuse	39 60	47	H Duke	62 66				111	A Virginia	66 46	
14	A Louisville	45 56	49	H North Carolina St.	61 72				111	H Virginia	60 55	
15	A Florida St.	50 68							122	H Boston College	58 33	
25	A Miami (FL)	56 67							122	N Boston College	37 49	
25	H Miami (FL)	45 57							131	H Pittsburgh	48 59	
									138	A Penn St.	64 59	
									144	A Wake Forest	54 48	
									153	A North Carolina	67 71	
									170	H George Mason	80 63	
									176	H Radford	47 40	
									186	H Presbyterian	58 44	
									218	H Furman	59 30	
									226	H Col. of Charleston	81 47	
									231	H Coppin St.	72 39	
									252	H Clemson	79 49	
									257	H Morgan St.	73 33	
									265	H Providence	62 46	
									306	H Wofford	73 42	
									316	H Mt. St. Mary's	59 42	
LAST 12 Division I GAMES:												
122	N Boston College	37 49	153	A North Carolina	67 71							
111	H Virginia	60 55	111	A Virginia	66 46							
144	A Wake Forest	54 48	70	H Georgia Tech	34 51							
25	A Miami (FL)	56 67	15	A Florida St.	50 68							
47	H Duke	62 66	25	H Miami (FL)	45 57							
131	H Pittsburgh	48 59	1	A Notre Dame	41 80							

Non-Div I Games:

Virginia Tech

■ Loss,
■ Non-Conf,
■ S Site,
■ H Home
■ A Away
N Neutral

W
a
g
n
e
rW
a
g
n
e
r

Wagner

Page 365

RPI	S	Opponent	Score
342	H	NJIT	76 53

W
a
g
n
e
r

W
a
g
n
e
r

Wagner

Wake Forest

Through Games Of March 13, 2016

Average RPI Win:	185	WON-LOST	WINNING	LAST 10	STRENGTH OF	OPP. STRENGTH	TEAM	ADJ.	CONF.	ADJ CONF.
Average RPI Loss:	71	RECORD	PCT. RANK	GAMES	SCHEDULE	OF SCHEDULE	RPI	RPI	RPI	RPI
DIV. I ONLY	16- 15	160	5- 5	134	37	144	144	4	4	
DIV. I NON-CONF.	9- 4	95	0- 0	307	114	180	180	5	5	
TOTALS	RPI 1-25	RPI 26-50	W-L RECORDS	RPI 51-100	RPI 101-150	RPI 150+				
16- 15	0- 5	2- 3	OVERALL	0- 3	4- 2	10- 2				
9- 7	0- 3	2- 0	HOME	0- 1	2- 2	5- 1				
5- 6	0- 2	0- 3	AWAY	0- 1	2- 0	3- 0				
2- 2	0- 0	0- 0	NEUTRAL	0- 1	0- 0	2- 1				
9- 4	0- 0	0- 1	NON-CONFERENCE	0- 1	2- 0	7- 2				
6- 2	0- 0	0- 0	HOME	0- 1	2- 0	4- 1				
2- 1	0- 0	0- 1	AWAY	0- 0	0- 0	2- 0				
1- 1	0- 0	0- 0	NEUTRAL	0- 0	0- 0	1- 1				
7- 11	0- 5	2- 2	CONFERENCE	0- 2	2- 2	3- 0				
3- 5	0- 3	2- 0	HOME	0- 0	0- 2	1- 0				
3- 5	0- 2	0- 2	AWAY	0- 1	2- 0	1- 0				
1- 1	0- 0	0- 0	NEUTRAL	0- 1	0- 0	1- 0				

RPI S Opponent	Score	RPI S Opponent	Score	RPI S Opponent	Score	RPI S Opponent	Score	Team's RPI: 144
1 H Notre Dame	52 86	45 A Missouri	81 94	70 A Georgia Tech	51 66	111 H Virginia	50 52	
12 H Syracuse	65 91	47 A Duke	68 95	70 N Georgia Tech	65 67	122 A Boston College	65 59	
14 A Louisville	54 78	47 H Duke	64 58	77 H Belmont	64 78	124 H Virginia Tech	48 54	
15 H Florida St.	55 96	49 A North Carolina St.	47 64			125 H LSU	60 57	
25 A Miami (FL)	60 71	49 H North Carolina St.	63 58			131 A Pittsburgh	60 49	
						134 H Jacksonville	57 51	
						153 H North Carolina	75 63	
						164 H ETSU	69 52	
						189 H Davidson	77 58	
						197 H Richmond	43 33	
						198 H Wisconsin	51 64	
						207 N Hampton	42 47	
						252 A Clemson	55 45	
						252 N Clemson	73 58	
						273 A American	71 70	
						281 H La Salle	61 53	
						287 N Coastal Caro.	81 52	
						304 A FIU	57 53	
LAST 12 Division I GAMES:								
70 N Georgia Tech	65 67	252 A Clemson	55 45					
252 N Clemson	73 58	49 H North Carolina St.	63 58					
70 A Georgia Tech	51 66	131 A Pittsburgh	60 49					
124 H Virginia Tech	48 54	14 A Louisville	54 78					
1 H Notre Dame	52 86	15 H Florida St.	55 96					
47 H Duke	64 58	122 A Boston College	65 59					

Non-Div I Games:

Wake Forest

■ Loss,
 ■ Non-Conf, S Site,
 ■ Home
 ■ Away
 N Neutral

Average RPI Win:	127	WON-LOST	WINNING	LAST 10	STRENGTH OF	OPP. STRENGTH	TEAM	ADJ.	CONF.	ADJ CONF.
Average RPI Loss:	27	RECORD	PCT. RANK	GAMES	SCHEDULE	OF SCHEDULE	RPI	RPI	RPI	RPI
DIV. I ONLY	22- 10	71	6- 4	30	9	33	33	1	1	
DIV. I NON-CONF.	9- 2	37	0- 0	56	82	42	42	1	1	
TOTALS	RPI 1-25	RPI 26-50	W-L RECORDS	RPI 51-100	RPI 101-150	RPI 150+				
22- 10	2- 7	0- 1	OVERALL	9- 2	4- 0	7- 0				
12- 4	1- 2	0- 1	HOME	5- 1	1- 0	5- 0				
7- 4	0- 3	0- 0	AWAY	4- 1	2- 0	1- 0				
3- 2	1- 2	0- 0	NEUTRAL	0- 0	1- 0	1- 0				
9- 2	0- 1	0- 1	NON-CONFERENCE	3- 0	2- 0	4- 0				
6- 1	0- 0	0- 1	HOME	2- 0	0- 0	4- 0				
2- 0	0- 0	0- 0	AWAY	1- 0	1- 0	0- 0				
1- 1	0- 1	0- 0	NEUTRAL	0- 0	1- 0	0- 0				
13- 8	2- 6	0- 0	CONFERENCE	6- 2	2- 0	3- 0				
6- 3	1- 2	0- 0	HOME	3- 1	1- 0	1- 0				
5- 4	0- 3	0- 0	AWAY	3- 1	1- 0	1- 0				
2- 1	1- 1	0- 0	NEUTRAL	0- 0	0- 0	1- 0				

RPI S	Opponent	Score	RPI S	Opponent	Score	RPI S	Opponent	Score	RPI S	Opponent	Score
5	H Oregon St.	53 61	32	H Oklahoma	68 71	56	A Southern California	61 53	107	A Fresno St.	89 79
5	N Oregon St.	55 57				56	H Southern California	69 60	127	A Arizona	74 52
9	A Stanford	53 69				62	A South Dakota	77 64	127	H Arizona	63 47
9	N Stanford	73 65				63	H Santa Clara	100 55	141	N Texas Tech	77 73
10	A UCLA	59 63				65	H UC Riverside	78 43	192	H Weber St.	69 56
10	H UCLA	64 56				84	A California	75 65	202	A Colorado	76 74
11	A Arizona St.	57 77				85	H Oregon	63 75	202	H Colorado	68 47
11	H Arizona St.	61 68				88	A Utah	83 88	202	N Colorado	67 51
12	N Syracuse	62 66				88	H Utah	73 60	238	H San Diego St.	80 51
						96	A Washington St.	79 64	272	H Seattle	96 55
						96	H Washington St.	69 63	292	H Portland	83 65
LAST 12 Division I GAMES:											
5	N Oregon St.	55 57	127	A Arizona	74 52						
9	N Stanford	73 65	10	A UCLA	59 63						
202	N Colorado	67 51	56	A Southern California	61 53						
202	H Colorado	68 47	85	H Oregon	63 75						
88	H Utah	73 60	5	H Oregon St.	53 61						
11	A Arizona St.	57 77	84	A California	75 65						

Non-Div I Games:

Washington

■ Loss,
 ■ Non-Conf,
 ■ S Site,
 ■ Home
 ■ A Away
 N Neutral

Average RPI Win: 171		WON-LOST	WINNING	LAST 10	STRENGTH OF	OPP. STRENGTH	TEAM	ADJ.	CONF.	ADJ CONF.
Average RPI Loss: 41		RECORD	PCT. RANK	GAMES	SCHEDULE	OF SCHEDULE	RPI	RPI	RPI	RPI
DIV. I ONLY		14- 16	188	2- 8	57	13	96	96	1	1
DIV. I NON-CONF.		9- 2	37	0- 0	126	121	29	29	1	1
TOTALS		RPI 1-25	RPI 26-50	W-L RECORDS		RPI 51-100	RPI 101-150	RPI 150+		
14- 16	0- 6	0- 3		OVERALL		2- 7	4- 0	8- 0		
7- 6	0- 3	0- 1		HOME		1- 2	2- 0	4- 0		
6- 9	0- 3	0- 2		AWAY		1- 4	2- 0	3- 0		
1- 1	0- 0	0- 0		NEUTRAL		0- 1	0- 0	1- 0		
9- 2	0- 0	0- 1		NON-CONFERENCE		1- 1	2- 0	6- 0		
4- 0	0- 0	0- 0		HOME		0- 0	1- 0	3- 0		
4- 2	0- 0	0- 1		AWAY		1- 1	1- 0	2- 0		
1- 0	0- 0	0- 0		NEUTRAL		0- 0	0- 0	1- 0		
5- 14	0- 6	0- 2		CONFERENCE		1- 6	2- 0	2- 0		
3- 6	0- 3	0- 1		HOME		1- 2	1- 0	1- 0		
2- 7	0- 3	0- 1		AWAY		0- 3	1- 0	1- 0		
0- 1	0- 0	0- 0		NEUTRAL		0- 1	0- 0	0- 0		

RPI 1-25				RPI 26-50				RPI 51-100 Team's RPI: 96				RPI 101+			
RPI	S	Opponent	Score	RPI	S	Opponent	Score	RPI	S	Opponent	Score	RPI	S	Opponent	Score
5	H	Oregon St.	45 54	30	A	Oklahoma St.	60 70	53	A	St. Mary's (CA)	71 75	105	A	Hawaii	62 52
9	A	Stanford	52 69	33	A	Washington	63 69	56	A	Southern California	62 64	116	H	Gonzaga	55 48
10	A	UCLA	61 73	33	H	Washington	64 79	56	H	Southern California	73 61	127	A	Arizona	62 61
10	H	UCLA	73 75					56	N	Southern California	73 77	127	H	Arizona	67 46
11	A	Arizona St.	39 61					82	A	San Diego	78 72	154	A	Boise St.	57 52
11	H	Arizona St.	45 63					84	A	California	71 74	200	H	San Jose St.	95 80
								85	H	Oregon	48 73	202	A	Colorado	74 66
								88	A	Utah	71 73	202	H	Colorado	83 70
								88	H	Utah	69 75	207	H	Hampton	68 61
												222	A	Kansas	66 53
												267	H	UC Santa Barbara	61 44
												325	N	Nevada	70 57
LAST 12 Division I GAMES:															
		56	N	Southern California	73	77	10	A	UCLA	61	73				
		88	H	Utah	69	75	5	H	Oregon St.	45	54				
		202	H	Colorado	83	70	85	H	Oregon	48	73				
		127	A	Arizona	62	61	9	A	Stanford	52	69				
		11	A	Arizona St.	39	61	84	A	California	71	74				
		56	A	Southern California	62	64	33	A	Washington	63	69				

Non-Div I Games:

Washington St.

■ Loss,
 ■ Non-Conf,
 ■ S Site,
 ■ H Home
 ■ A Away
 N Neutral

Average RPI Win:	257	WON-LOST	WINNING	LAST 10	STRENGTH OF	OPP. STRENGTH	TEAM	ADJ.	CONF.	ADJ CONF.
Average RPI Loss:	134	RECORD	PCT. RANK	GAMES	SCHEDULE	OF SCHEDULE	RPI	RPI	RPI	RPI
DIV. I ONLY	18- 11	101	5- 5	335	173	192	192	19	19	
DIV. I NON-CONF.	6- 3	99	0- 0	317	141	168	168	23	23	
TOTALS	RPI 1-25	RPI 26-50	W-L RECORDS	RPI 51-100	RPI 101-150	RPI 150+				
18- 11	0- 1	0- 1	OVERALL	1- 1	0- 2	17- 6				
7- 5	0- 1	0- 0	HOME	0- 1	0- 1	7- 2				
9- 5	0- 0	0- 1	AWAY	1- 0	0- 0	8- 4				
2- 1	0- 0	0- 0	NEUTRAL	0- 0	0- 1	2- 0				
6- 3	0- 1	0- 1	NON-CONFERENCE	0- 0	0- 0	6- 1				
1- 2	0- 1	0- 0	HOME	0- 0	0- 0	1- 1				
4- 1	0- 0	0- 1	AWAY	0- 0	0- 0	4- 0				
1- 0	0- 0	0- 0	NEUTRAL	0- 0	0- 0	1- 0				
12- 8	0- 0	0- 0	CONFERENCE	1- 1	0- 2	11- 5				
6- 3	0- 0	0- 0	HOME	0- 1	0- 1	6- 1				
5- 4	0- 0	0- 0	AWAY	1- 0	0- 0	4- 4				
1- 1	0- 0	0- 0	NEUTRAL	0- 0	0- 1	1- 0				

RPI 1-25				RPI 26-50				RPI 51-100				RPI 101+ Team's RPI: 192			
RPI	S	Opponent	Score	RPI	S	Opponent	Score	RPI	S	Opponent	Score	RPI	S	Opponent	Score
16	H	BYU	51 68	33	A	Washington	56 69	94	A	North Dakota	62 56	123	H	Idaho	70 77
								94	H	North Dakota	78 85	123	N	Idaho	83 86
												162	A	Montana St.	71 92
												167	A	Idaho St.	61 46
												167	H	Idaho St.	57 58
												171	H	Eastern Wash.	80 74
												172	A	Sacramento St.	64 87
												172	H	Sacramento St.	77 66
												173	A	Montana	75 84
												185	A	Northern Colo.	63 65
												185	H	Northern Colo.	82 79
												204	H	Utah Valley	61 56
												210	N	SFA	56 46
												226	H	Col. of Charleston	42 50
												240	A	North Texas	45 38
												292	A	Portland	57 55
												303	A	Denver	61 49
												309	A	Northern Ariz.	76 56
												309	H	Northern Ariz.	95 88
												320	A	Portland St.	75 58
												320	H	Portland St.	102 73
												320	N	Portland St.	91 68
												333	A	Southern Utah	69 51
												333	H	Southern Utah	75 56
												339	A	Cal St. Fullerton	60 40
LAST 12 Division I GAMES:															
				123	N	Idaho	83 86					309	H	Northern Ariz.	95 88
				320	N	Portland St.	91 68					333	H	Southern Utah	75 56
				171	H	Eastern Wash.	80 74					320	A	Portland St.	75 58
				123	H	Idaho	70 77					172	A	Sacramento St.	64 87
				173	A	Montana	75 84					94	H	North Dakota	78 85
				162	A	Montana St.	71 92					185	H	Northern Colo.	82 79

Non-Div I Games: Westminster (UT) 79 46 Bethesda (CA) 86 60

Weber St.

Loss, Non-Conf, S Site, H Home A Away N Neutral

West Virginia

Through Games Of March 13, 2016

Average RPI Win:	150	WON-LOST	WINNING	LAST 10	STRENGTH OF	OPP. STRENGTH	TEAM	ADJ.	CONF.	ADJ CONF.
Average RPI Loss:	29	RECORD	PCT. RANK	GAMES	SCHEDULE	OF SCHEDULE	RPI	RPI	RPI	RPI
DIV. I ONLY	24- 9	57	7- 3	34	44	22	22	3	3	
DIV. I NON-CONF.	11- 2	28	0- 0	161	220	55	55	3	3	
TOTALS	RPI 1-25	RPI 26-50	W-L RECORDS	RPI 51-100	RPI 101-150	RPI 150+				
24- 9	0- 5	7- 2	OVERALL	1- 1	7- 1	9- 0				
13- 2	0- 2	3- 0	HOME	1- 0	3- 0	6- 0				
5- 5	0- 2	1- 2	AWAY	0- 0	3- 1	1- 0				
6- 2	0- 1	3- 0	NEUTRAL	0- 1	1- 0	2- 0				
11- 2	0- 0	2- 0	NON-CONFERENCE	1- 1	1- 1	7- 0				
6- 0	0- 0	0- 0	HOME	1- 0	0- 0	5- 0				
0- 1	0- 0	0- 0	AWAY	0- 0	0- 1	0- 0				
5- 1	0- 0	2- 0	NEUTRAL	0- 1	1- 0	2- 0				
13- 7	0- 5	5- 2	CONFERENCE	0- 0	6- 0	2- 0				
7- 2	0- 2	3- 0	HOME	0- 0	3- 0	1- 0				
5- 4	0- 2	1- 2	AWAY	0- 0	3- 0	1- 0				
1- 1	0- 1	1- 0	NEUTRAL	0- 0	0- 0	0- 0				

RPI	S	Opponent	Score	RPI	S	Opponent	Score	RPI	S	Opponent	Score	RPI	S	Opponent	Score
2	A	Baylor	64 69	30	A	Oklahoma St.	51 63	56	N	Southern California	67 78	109	A	TCU	97 84
2	H	Baylor	61 71	30	H	Oklahoma St.	82 48	92	H	Elon	67 57	109	H	TCU	83 72
7	A	Texas	50 73	31	N	James Madison	69 62					116	A	Gonzaga	57 62
7	H	Texas	54 65	32	A	Oklahoma	54 57					128	N	Marshall	66 60
7	N	Texas	51 67	32	H	Oklahoma	63 55					136	A	Iowa St.	82 57
				46	N	Indiana	75 64					136	H	Iowa St.	57 47
				48	A	Kansas St.	72 53					141	A	Texas Tech	69 42
				48	H	Kansas St.	64 44					141	H	Texas Tech	79 57
				48	N	Kansas St.	74 65					157	N	Yale	70 60
												222	A	Kansas	65 45
												222	H	Kansas	72 35
												231	H	Coppin St.	96 64
												232	N	Grand Canyon	68 50
												307	H	Morehead St.	94 56
												313	H	Fairleigh Dickinson	91 42
												314	H	Longwood	74 43
												324	H	Delaware St.	77 34
LAST 12 Division I GAMES:															
		7	N	Texas	51	67	32	H	Oklahoma	63	55				
		48	N	Kansas St.	74	65	30	A	Oklahoma St.	51	63				
		136	A	Iowa St.	82	57	136	H	Iowa St.	57	47				
		30	H	Oklahoma St.	82	48	48	H	Kansas St.	64	44				
		109	H	TCU	83	72	141	A	Texas Tech	69	42				
		7	A	Texas	50	73	2	H	Baylor	61	71				

Non-Div I Games:

West Virginia

Loss, Non-Conf, S Site, H Home A Away N Neutral

Average RPI Win:	304	WON-LOST	WINNING	LAST 10	STRENGTH OF	OPP. STRENGTH	TEAM	ADJ.	CONF.	ADJ CONF.
Average RPI Loss:	160	RECORD	PCT. RANK	GAMES	SCHEDULE	OF SCHEDULE	RPI	RPI	RPI	RPI
DIV. I ONLY	4- 22	325	3- 7	142	263	300	300	17	17	
DIV. I NON-CONF.	1- 10	330	0- 0	140	344	303	303	15	15	
TOTALS	RPI 1-25	RPI 26-50	W-L RECORDS	RPI 51-100	RPI 101-150	RPI 150+				
4- 22	0- 0	0- 5	OVERALL	0- 0	0- 5	4- 12				
2- 7	0- 0	0- 1	HOME	0- 0	0- 3	2- 3				
1- 14	0- 0	0- 3	AWAY	0- 0	0- 2	1- 9				
1- 1	0- 0	0- 1	NEUTRAL	0- 0	0- 0	1- 0				
1- 10	0- 0	0- 2	NON-CONFERENCE	0- 0	0- 1	1- 7				
0- 2	0- 0	0- 0	HOME	0- 0	0- 1	0- 1				
0- 8	0- 0	0- 2	AWAY	0- 0	0- 0	0- 6				
1- 0	0- 0	0- 0	NEUTRAL	0- 0	0- 0	1- 0				
3- 12	0- 0	0- 3	CONFERENCE	0- 0	0- 4	3- 5				
2- 5	0- 0	0- 1	HOME	0- 0	0- 2	2- 2				
1- 6	0- 0	0- 1	AWAY	0- 0	0- 2	1- 3				
0- 1	0- 0	0- 1	NEUTRAL	0- 0	0- 0	0- 0				

RPI 1-25			RPI 26-50			RPI 51-100			RPI 101+			Team's RPI: 300			
RPI	S	Opponent	Score	RPI	S	Opponent	Score	RPI	S	Opponent	Score	RPI	S	Opponent	Score
				40	A	Chattanooga	59 77					112	A	Samford	52 57
				40	H	Chattanooga	51 65					112	H	Samford	42 59
				40	N	Chattanooga	56 74					114	A	Mercer	42 63
				47	A	Duke	47 84					114	H	Mercer	88 92
				49	A	North Carolina St.	55 86					120	H	UNC Asheville	45 67
												164	A	ETSU	62 74
												164	H	ETSU	43 45
												178	A	Eastern Ky.	62 91
												189	A	Davidson	51 64
												213	A	USC Upstate	59 68
												218	A	Furman	56 71
												218	H	Furman	76 83
												250	H	Bethune-Cookman	59 66
												253	A	Campbell	66 73
												288	A	Charleston So.	59 80
												289	N	Florida A&M	69 53
												290	A	Kennesaw St.	53 65
												306	A	Wofford	71 72
												306	H	Wofford	74 72
												311	A	UNCG	84 80
												311	H	UNCG	84 72
LAST 12 Division I GAMES:															
				40	N	Chattanooga	56 74					112	A	Samford	52 57
				311	A	UNCG	84 80					114	A	Mercer	42 63
				218	A	Furman	56 71					311	H	UNCG	84 72
				306	A	Wofford	71 72					306	H	Wofford	74 72
				40	H	Chattanooga	51 65					218	H	Furman	76 83
				164	H	ETSU	43 45					164	A	ETSU	62 74

Non-Div I Games: Anderson (SC) 72 55 Brevard 68 60 Warren Wilson 106 52

Western Caro.

Loss, Non-Conf, S Site, H Home A Away N Neutral

Average RPI Win:	282	WON-LOST	WINNING	LAST 10	STRENGTH OF	OPP. STRENGTH	TEAM	ADJ.	CONF.	ADJ CONF.
Average RPI Loss:	132	RECORD	PCT. RANK	GAMES	SCHEDULE	OF SCHEDULE	RPI	RPI	RPI	RPI
DIV. I ONLY	13- 15	192	4- 6	293	209	242	242	18	18	
DIV. I NON-CONF.	5- 6	180	0- 0	311	261	249	249	18	18	
TOTALS	RPI 1-25	RPI 26-50	W-L RECORDS	RPI 51-100	RPI 101-150	RPI 150+				
13- 15	0- 0	0- 3	OVERALL	0- 4	2- 4	11- 4				
7- 5	0- 0	0- 1	HOME	0- 1	2- 1	5- 2				
5- 8	0- 0	0- 2	AWAY	0- 3	0- 2	5- 1				
1- 2	0- 0	0- 0	NEUTRAL	0- 0	0- 1	1- 1				
5- 6	0- 0	0- 1	NON-CONFERENCE	0- 2	1- 0	4- 3				
2- 2	0- 0	0- 0	HOME	0- 0	1- 0	1- 2				
2- 3	0- 0	0- 1	AWAY	0- 2	0- 0	2- 0				
1- 1	0- 0	0- 0	NEUTRAL	0- 0	0- 0	1- 1				
8- 9	0- 0	0- 2	CONFERENCE	0- 2	1- 4	7- 1				
5- 3	0- 0	0- 1	HOME	0- 1	1- 1	4- 0				
3- 5	0- 0	0- 1	AWAY	0- 1	0- 2	3- 1				
0- 1	0- 0	0- 0	NEUTRAL	0- 0	0- 1	0- 0				

RPI 1-25				RPI 26-50				RPI 51-100				RPI 101+				Team's RPI: 242	
RPI	S	Opponent	Score	RPI	S	Opponent	Score	RPI	S	Opponent	Score	RPI	S	Opponent	Score		
				48	A	Kansas St.	45 84	58	A	Iowa	81 96	132	A	IUPUI	87 96		
				50	A	South Dakota St.	63 85	62	A	South Dakota	50 86	132	H	IUPUI	60 68		
				50	H	South Dakota St.	65 66	62	H	South Dakota	77 102	143	A	Oral Roberts	55 79		
								94	A	North Dakota	67 78	143	H	Oral Roberts	72 61		
												143	N	Oral Roberts	55 68		
												149	H	SIUE	78 74		
												233	H	Southeast Mo. St.	84 89		
												241	A	Omaha	66 79		
												241	H	Omaha	74 55		
												249	H	Ill.-Chicago	70 78		
												250	N	Bethune-Cookman	75 59		
												286	N	Towson	77 83		
												303	A	Denver	80 69		
												303	H	Denver	63 60		
												315	A	IPFW	78 74		
												315	H	IPFW	88 87		
												321	A	Illinois St.	79 64		
												323	A	North Dakota St.	94 82		
												323	H	North Dakota St.	100 89		
												340	A	Eastern Ill.	92 69		
												345	H	Chicago St.	88 50		
LAST 12 Division I GAMES:																	
				143	N	Oral Roberts	55 68	132	A	IUPUI	87 96						
				50	H	South Dakota St.	65 66	315	H	IPFW	88 87						
				323	H	North Dakota St.	100 89	241	H	Omaha	74 55						
				143	A	Oral Roberts	55 79	62	H	South Dakota	77 102						
				62	A	South Dakota	50 86	50	A	South Dakota St.	63 85						
				303	A	Denver	80 69	323	A	North Dakota St.	94 82						

Non-Div I Games: Ashford 86 58 Central Methodist 108 46

Western Ill.

Average RPI Win: 174	WON-LOST	WINNING	LAST 10	STRENGTH OF	OPP. STRENGTH	TEAM	ADJ.	CONF.	ADJ CONF.
Average RPI Loss: 92	RECORD	PCT. RANK	GAMES	SCHEDULE	OF SCHEDULE	RPI	RPI	RPI	RPI
DIV. I ONLY	23- 6	29	7- 3	111	108	38	38	13	13
DIV. I NON-CONF.	8- 2	51	0- 0	210	91	56	56	11	11
TOTALS	RPI 1-25	RPI 26-50	W-L RECORDS	RPI 51-100	RPI 101-150	RPI 150+			
23- 6	1- 0	0- 1	OVERALL	3- 3	4- 1	15- 1			
12- 1	1- 0	0- 1	HOME	3- 0	2- 0	6- 0			
10- 4	0- 0	0- 0	AWAY	0- 3	2- 0	8- 1			
1- 1	0- 0	0- 0	NEUTRAL	0- 0	0- 1	1- 0			
8- 2	1- 0	0- 0	NON-CONFERENCE	1- 1	0- 0	6- 1			
4- 0	1- 0	0- 0	HOME	1- 0	0- 0	2- 0			
3- 2	0- 0	0- 0	AWAY	0- 1	0- 0	3- 1			
1- 0	0- 0	0- 0	NEUTRAL	0- 0	0- 0	1- 0			
15- 4	0- 0	0- 1	CONFERENCE	2- 2	4- 1	9- 0			
8- 1	0- 0	0- 1	HOME	2- 0	2- 0	4- 0			
7- 2	0- 0	0- 0	AWAY	0- 2	2- 0	5- 0			
0- 1	0- 0	0- 0	NEUTRAL	0- 0	0- 1	0- 0			

RPI 1-25				RPI 26-50				Team's RPI: 38		RPI 51-100				RPI 101+			
RPI	S	Opponent	Score	RPI	S	Opponent	Score		RPI	S	Opponent	Score	RPI	S	Opponent	Score	
14	H	Louisville	71 69	37	H	UTEP	78 85		59	A	Middle Tenn.	75 83	128	A	Marshall	80 76	
									59	H	Middle Tenn.	62 51	128	H	Marshall	81 52	
									64	A	Ball St.	60 74	128	N	Marshall	63 66	
									77	H	Belmont	80 65	129	A	Old Dominion	85 74	
									89	A	Charlotte	72 81	129	H	Old Dominion	68 51	
									89	H	Charlotte	77 66	155	A	UAB	63 49	
													155	H	UAB	64 55	
													156	A	UT Arlington	73 64	
													170	N	George Mason	84 58	
													175	A	Ole Miss	53 59	
													178	H	Eastern Ky.	76 60	
													181	A	Fla. Atlantic	81 62	
													188	A	Southern Miss.	54 53	
													208	A	Louisiana Tech	69 58	
													225	H	Rice	52 49	
													226	A	Col. of Charleston	78 44	
													240	H	North Texas	65 53	
													268	H	UTSA	72 65	
													269	H	Austin Peay	88 69	
													304	A	FIU	71 69	
													334	A	Lipscomb	64 56	
LAST 12 Division I GAMES:																	
				128	N	Marshall	63 66		129	A	Old Dominion	85 74					
				208	A	Louisiana Tech	69 58		128	A	Marshall	80 76					
				188	A	Southern Miss.	54 53		37	H	UTEP	78 85					
				155	H	UAB	64 55		268	H	UTSA	72 65					
				59	H	Middle Tenn.	62 51		59	A	Middle Tenn.	75 83					
				89	A	Charlotte	72 81		155	A	UAB	63 49					

Non-Div I Games: Alas. Anchorage 62 58

Western Ky.

■ Loss,
■ Non-Conf,
■ S Site,
■ Home
■ Away
N Neutral

Average RPI Win:	246	WON-LOST	WINNING	LAST 10	STRENGTH OF	OPP. STRENGTH	TEAM	ADJ.	CONF.	ADJ CONF.
Average RPI Loss:	84	RECORD	PCT. RANK	GAMES	SCHEDULE	OF SCHEDULE	RPI	RPI	RPI	RPI
DIV. I ONLY	15- 15	165	4- 6	149	141	150	150	11	11	
DIV. I NON-CONF.	6- 4	125	0- 0	164	186	111	111	13	13	
TOTALS	RPI 1-25	RPI 26-50	W-L RECORDS	RPI 51-100	RPI 101-150	RPI 150+				
15- 15	0- 2	0- 0	OVERALL	0- 9	2- 3	13- 1				
7- 5	0- 0	0- 0	HOME	0- 3	1- 1	6- 1				
7- 7	0- 1	0- 0	AWAY	0- 4	1- 2	6- 0				
1- 3	0- 1	0- 0	NEUTRAL	0- 2	0- 0	1- 0				
6- 4	0- 2	0- 0	NON-CONFERENCE	0- 1	0- 1	6- 0				
2- 0	0- 0	0- 0	HOME	0- 0	0- 0	2- 0				
3- 2	0- 1	0- 0	AWAY	0- 0	0- 1	3- 0				
1- 2	0- 1	0- 0	NEUTRAL	0- 1	0- 0	1- 0				
9- 11	0- 0	0- 0	CONFERENCE	0- 8	2- 2	7- 1				
5- 5	0- 0	0- 0	HOME	0- 3	1- 1	4- 1				
4- 5	0- 0	0- 0	AWAY	0- 4	1- 1	3- 0				
0- 1	0- 0	0- 0	NEUTRAL	0- 1	0- 0	0- 0				

RPI	S	Opponent	Score
17	A	Michigan St.	40 78
24	N	Mississippi St.	68 90

RPI	S	Opponent	Score

RPI	S	Opponent	Score
51	A	Ohio	63 73
64	A	Ball St.	54 60
64	H	Ball St.	53 77
67	A	Central Mich.	51 53
67	H	Central Mich.	61 73
67	N	Central Mich.	62 66
71	N	FGCU	42 60
86	A	Eastern Mich.	66 70
86	H	Eastern Mich.	52 63

RPI	S	Opponent	Score	Team's RPI: 150
104	A	Northwestern	62 86	
106	A	Buffalo	92 78	
117	A	Toledo	73 80	
117	H	Toledo	68 80	
126	H	Akron	69 65	
159	H	Detroit	70 66	
177	A	Loyola Chicago	68 45	
215	N	Gardner-Webb	71 44	
255	A	Bowling Green	65 49	
255	H	Bowling Green	74 45	
263	A	Northern Ill.	64 60	
263	H	Northern Ill.	70 80	
263	H	Northern Ill.	94 52	
283	H	Miami (OH)	80 66	
299	A	Bradley	72 59	
315	A	IPFW	70 48	
318	A	Kent St.	65 53	
318	H	Kent St.	73 52	
345	H	Chicago St.	65 56	

LAST 12 Division I GAMES:

67	N	Central Mich.	62 66	64	A	Ball St.	54 60
263	H	Northern Ill.	94 52	126	H	Akron	69 65
263	A	Northern Ill.	64 60	255	A	Bowling Green	65 49
86	H	Eastern Mich.	52 63	86	A	Eastern Mich.	66 70
67	H	Central Mich.	61 73	117	H	Toledo	68 80
263	H	Northern Ill.	70 80	318	A	Kent St.	65 53

Non-Div I Games: Ferris St. 73 41 Wis.-Parkside 56 49

Western Mich.

■ Loss,
 ■ Non-Conf,
 ■ S Site,
 ■ Home
 ■ A Away
 N Neutral

Average RPI Win:	248	WON-LOST	WINNING	LAST 10	STRENGTH OF	OPP. STRENGTH	TEAM	ADJ.	CONF.	ADJ CONF.
Average RPI Loss:	171	RECORD	PCT. RANK	GAMES	SCHEDULE	OF SCHEDULE	RPI	RPI	RPI	RPI
DIV. I ONLY	8- 22	289	3- 7	242	219	302	302	21	21	
DIV. I NON-CONF.	3- 8	258	0- 0	153	214	257	257	17	17	
TOTALS	RPI 1-25	RPI 26-50	W-L RECORDS	RPI 51-100	RPI 101-150	RPI 150+				
8- 22	0- 0	0- 3	OVERALL	0- 4	1- 4	7- 11				
6- 9	0- 0	0- 2	HOME	0- 2	1- 1	5- 4				
2- 11	0- 0	0- 1	AWAY	0- 2	0- 3	2- 5				
0- 2	0- 0	0- 0	NEUTRAL	0- 0	0- 0	0- 2				
3- 8	0- 0	0- 3	NON-CONFERENCE	0- 0	0- 1	3- 4				
2- 4	0- 0	0- 2	HOME	0- 0	0- 0	2- 2				
1- 3	0- 0	0- 1	AWAY	0- 0	0- 1	1- 1				
0- 1	0- 0	0- 0	NEUTRAL	0- 0	0- 0	0- 1				
5- 14	0- 0	0- 0	CONFERENCE	0- 4	1- 3	4- 7				
4- 5	0- 0	0- 0	HOME	0- 2	1- 1	3- 2				
1- 8	0- 0	0- 0	AWAY	0- 2	0- 2	1- 4				
0- 1	0- 0	0- 0	NEUTRAL	0- 0	0- 0	0- 1				

RPI 1-25				RPI 26-50				RPI 51-100				RPI 101+				Team's RPI: 302	
RPI	S	Opponent	Score	RPI	S	Opponent	Score	RPI	S	Opponent	Score	RPI	S	Opponent	Score		
				28	H	Tennessee	51 58	79	A	Missouri St.	45 74	110	A	Drake	59 81		
				43	A	Arkansas St.	40 67	79	H	Missouri St.	57 77	110	H	Drake	56 87		
				45	H	Missouri	37 57	91	A	UNI	48 69	115	A	Creighton	54 79		
								91	H	UNI	44 55	140	A	Southern Ill.	66 80		
												140	H	Southern Ill.	57 48		
												171	H	Eastern Wash.	62 67		
												177	A	Loyola Chicago	55 60		
												177	H	Loyola Chicago	65 62		
												195	H	N.C. A&T	55 53		
												197	N	Richmond	50 63		
												229	A	Indiana St.	33 59		
												229	H	Indiana St.	54 53		
												233	H	Southeast Mo. St.	62 66		
												278	H	Prairie View	64 36		
												279	A	Tennessee Tech	48 54		
												299	A	Bradley	44 50		
												299	H	Bradley	50 55		
												299	N	Bradley	51 56		
												304	A	FIU	76 62		
												321	A	Illinois St.	49 70		
												321	H	Illinois St.	49 53		
												330	A	Evansville	44 31		
												330	H	Evansville	58 50		
LAST 12 Division I GAMES:																	
				299	N	Bradley	51 56	177	H	Loyola Chicago	65 62						
				229	H	Indiana St.	54 53	299	H	Bradley	50 55						
				321	H	Illinois St.	49 53	91	A	UNI	48 69						
				79	A	Missouri St.	45 74	110	A	Drake	59 81						
				140	A	Southern Ill.	66 80	79	H	Missouri St.	57 77						
				330	A	Evansville	44 31	330	H	Evansville	58 50						

Non-Div I Games:

Wichita St.

■ Loss,
 ■ Non-Conf,
 ■ S Site,
 ■ Home
 ■ A Away
 N Neutral

William & Mary

Through Games Of March 13, 2016

Average RPI Win:	239	WON-LOST	WINNING	LAST 10	STRENGTH OF	OPP. STRENGTH	TEAM	ADJ.	CONF.	ADJ CONF.
Average RPI Loss:	135	RECORD	PCT. RANK	GAMES	SCHEDULE	OF SCHEDULE	RPI	RPI	RPI	RPI
DIV. I ONLY	15- 15	165	2- 8	294	149	219	219	12	12	
DIV. I NON-CONF.	9- 2	37	0- 0	333	281	129	129	10	10	
TOTALS	RPI 1-25	RPI 26-50	W-L RECORDS	RPI 51-100	RPI 101-150	RPI 150+				
15- 15	0- 0	1- 1	OVERALL	0- 7	1- 0	13- 7				
9- 5	0- 0	1- 0	HOME	0- 3	1- 0	7- 2				
6- 9	0- 0	0- 0	AWAY	0- 0	0- 0	6- 2				
0- 1	0- 0	0- 0	NEUTRAL	0- 0	0- 0	0- 1				
9- 2	0- 0	0- 0	NON-CONFERENCE	0- 1	1- 0	8- 1				
5- 0	0- 0	0- 0	HOME	0- 0	1- 0	4- 0				
4- 2	0- 0	0- 0	AWAY	0- 1	0- 0	4- 1				
0- 0	0- 0	0- 0	NEUTRAL	0- 0	0- 0	0- 0				
6- 13	0- 0	1- 1	CONFERENCE	0- 6	0- 0	5- 6				
4- 5	0- 0	1- 0	HOME	0- 3	0- 0	3- 2				
2- 7	0- 0	0- 1	AWAY	0- 3	0- 0	2- 3				
0- 1	0- 0	0- 0	NEUTRAL	0- 0	0- 0	0- 1				

RPI 1-25				RPI 26-50				RPI 51-100				RPI 101+ Team's RPI: 219			
RPI	S	Opponent	Score	RPI	S	Opponent	Score	RPI	S	Opponent	Score	RPI	S	Opponent	Score
				31	A	James Madison	63 83	68	A	VCU	47 73	129	H	Old Dominion	75 64
				31	H	James Madison	65 59	75	A	Hofstra	45 75	151	A	Northeastern	68 69
								75	H	Hofstra	53 61	151	H	Northeastern	69 62
								80	A	Drexel	53 69	152	A	Delaware	63 67
								80	H	Drexel	50 67	152	H	Delaware	53 69
								92	A	Elon	51 73	182	H	Grambling	74 55
								92	H	Elon	64 74	197	A	Richmond	50 56
												203	A	Loyola Maryland	62 61
												226	A	Col. of Charleston	66 40
												226	H	Col. of Charleston	51 55
												252	A	Clemson	58 41
												273	H	American	62 51
												274	A	UNCW	44 59
												274	H	UNCW	77 65
												286	A	Towson	73 54
												286	H	Towson	78 65
												286	N	Towson	65 71
												306	H	Wofford	75 55
												316	A	Mt. St. Mary's	76 74
												324	A	Delaware St.	65 59
												347	H	Norfolk St.	67 47
LAST 12 Division I GAMES:															
				286	N	Towson	65 71	152	H	Delaware	53 69				
				92	H	Elon	64 74	75	H	Hofstra	53 61				
				80	A	Drexel	53 69	274	A	UNCW	44 59				
				286	H	Towson	78 65	92	A	Elon	51 73				
				226	A	Col. of Charleston	66 40	151	H	Northeastern	69 62				
				31	A	James Madison	63 83	226	H	Col. of Charleston	51 55				

Non-Div I Games:

William & Mary

■ Loss,
 ■ Non-Conf,
 ■ S Site,
 ■ H Home
 ■ A Away
 N Neutral

Average RPI Win:	276	WON-LOST	WINNING	LAST 10	STRENGTH OF	OPP. STRENGTH	TEAM	ADJ.	CONF.	ADJ CONF.
Average RPI Loss:	180	RECORD	PCT. RANK	GAMES	SCHEDULE	OF SCHEDULE	RPI	RPI	RPI	RPI
DIV. I ONLY	4- 26	335	1- 9	195	258	328	328	25	25	
DIV. I NON-CONF.	1- 8	320	0- 0	54	52	251	251	29	29	
TOTALS	RPI 1-25	RPI 26-50	W-L RECORDS	RPI 51-100	RPI 101-150	RPI 150+				
4- 26	0- 1	0- 2	OVERALL	0- 2	0- 5	4- 16				
4- 7	0- 0	0- 0	HOME	0- 0	0- 2	4- 5				
0- 17	0- 1	0- 2	AWAY	0- 1	0- 3	0- 10				
0- 2	0- 0	0- 0	NEUTRAL	0- 1	0- 0	0- 1				
1- 8	0- 1	0- 2	NON-CONFERENCE	0- 2	0- 1	1- 2				
1- 0	0- 0	0- 0	HOME	0- 0	0- 0	1- 0				
0- 7	0- 1	0- 2	AWAY	0- 1	0- 1	0- 2				
0- 1	0- 0	0- 0	NEUTRAL	0- 1	0- 0	0- 0				
3- 18	0- 0	0- 0	CONFERENCE	0- 0	0- 4	3- 14				
3- 7	0- 0	0- 0	HOME	0- 0	0- 2	3- 5				
0- 10	0- 0	0- 0	AWAY	0- 0	0- 2	0- 8				
0- 1	0- 0	0- 0	NEUTRAL	0- 0	0- 0	0- 1				

RPI S	Opponent	Score	RPI S	Opponent	Score	RPI S	Opponent	Score	RPI S	Opponent	Score	Team's RPI: 328
4	A South Carolina	37 86	32	A Oklahoma	48 78	51	N Ohio	54 75	120	A UNC Asheville	55 63	
			47	A Duke	50 78	57	A Auburn	33 76	120	H UNC Asheville	59 67	
									121	A Liberty	61 77	
									121	H Liberty	42 59	
									126	A Akron	59 76	
									176	A Radford	44 66	
									176	H Radford	38 67	
									186	A Presbyterian	44 77	
									186	H Presbyterian	48 59	
									215	A Gardner-Webb	52 70	
									215	H Gardner-Webb	81 62	
									218	A Furman	52 71	
									226	A Col. of Charleston	63 77	
									251	A High Point	60 80	
									251	H High Point	67 74	
									251	N High Point	55 73	
									253	A Campbell	56 69	
									253	H Campbell	50 49	
									287	A Coastal Caro.	59 76	
									287	H Coastal Caro.	52 43	
									288	A Charleston So.	51 54	
									288	H Charleston So.	50 58	
									314	A Longwood	60 67	
									314	H Longwood	60 63	
									348	H N.C. Central	62 39	
LAST 12 Division I GAMES:												
251	N	High Point	55	73	253	A	Campbell	56	69			
287	A	Coastal Caro.	59	76	287	H	Coastal Caro.	52	43			
121	H	Liberty	42	59	215	A	Gardner-Webb	52	70			
186	A	Presbyterian	44	77	120	H	UNC Asheville	59	67			
176	H	Radford	38	67	288	H	Charleston So.	50	58			
251	A	High Point	60	80	314	A	Longwood	60	67			

Non-Div I Games:

Winthrop

■ Loss,
■ Non-Conf,
■ S Site,
■ Home
■ A Away
N Neutral

Average RPI Win: 145	WON-LOST	WINNING	LAST 10	STRENGTH OF	OPP. STRENGTH	TEAM	ADJ.	CONF.	ADJ CONF.
Average RPI Loss: 77	RECORD	PCT. RANK	GAMES	SCHEDULE	OF SCHEDULE	RPI	RPI	RPI	RPI
DIV. I ONLY	7- 22	298	1- 9	35	25	198	198	5	5
DIV. I NON-CONF.	4- 6	201	0- 0	95	77	170	170	4	4
TOTALS	RPI 1-25	RPI 26-50	W-L RECORDS	RPI 51-100	RPI 101-150	RPI 150+			
7- 22	0- 6	1- 2	OVERALL	1- 8	2- 3	3- 3			
5- 9	0- 3	1- 1	HOME	1- 2	1- 2	2- 1			
1- 12	0- 3	0- 1	AWAY	0- 6	1- 0	0- 2			
1- 1	0- 0	0- 0	NEUTRAL	0- 0	0- 1	1- 0			
4- 6	0- 1	0- 1	NON-CONFERENCE	0- 2	1- 1	3- 1			
2- 3	0- 1	0- 1	HOME	0- 0	0- 1	2- 0			
1- 3	0- 0	0- 0	AWAY	0- 2	1- 0	0- 1			
1- 0	0- 0	0- 0	NEUTRAL	0- 0	0- 0	1- 0			
3- 16	0- 5	1- 1	CONFERENCE	1- 6	1- 2	0- 2			
3- 6	0- 2	1- 0	HOME	1- 2	1- 1	0- 1			
0- 9	0- 3	0- 1	AWAY	0- 4	0- 0	0- 1			
0- 1	0- 0	0- 0	NEUTRAL	0- 0	0- 1	0- 0			

RPI 1-25				RPI 26-50				RPI 51-100				RPI 101+ Team's RPI: 198			
RPI	S	Opponent	Score	RPI	S	Opponent	Score	RPI	S	Opponent	Score	RPI	S	Opponent	Score
6	A	Ohio St.	61 87	26	H	Florida	75 91	52	A	Rutgers	41 61	104	H	Northwestern	53 71
8	A	Maryland	77 83	46	A	Indiana	57 67	58	H	Iowa	54 57	104	N	Northwestern	72 76
8	H	Maryland	65 90	46	H	Indiana	73 69	66	A	Purdue	48 68	110	H	Drake	70 89
17	A	Michigan St.	67 77					66	H	Purdue	64 57	138	H	Penn St.	82 62
17	H	Michigan St.	54 77					78	A	Michigan	65 82	144	A	Wake Forest	64 51
20	H	Green Bay	58 72					81	H	Minnesota	77 84	152	N	Delaware	54 52
								83	A	Dayton	64 87	184	A	Illinois	65 71
								95	A	Nebraska	62 75	184	H	Illinois	56 76
								99	A	Marquette	61 77	208	H	Louisiana Tech	79 65
												238	A	San Diego St.	57 63
												263	H	Northern Ill.	89 62
LAST 12 Division I GAMES:															
104	N	Northwestern	72 76	78	A	Michigan	65 82								
66	A	Purdue	48 68	66	H	Purdue	64 57								
8	A	Maryland	77 83	6	A	Ohio St.	61 87								
104	H	Northwestern	53 71	17	H	Michigan St.	54 77								
184	H	Illinois	56 76	95	A	Nebraska	62 75								
46	A	Indiana	57 67	81	H	Minnesota	77 84								

Non-Div I Games:

Wisconsin

■ Loss,
 ■ Non-Conf,
 ■ S Site,
 ■ H Home
 ■ A Away
 N Neutral

Average RPI Win:	291	WON-LOST	WINNING	LAST 10	STRENGTH OF	OPP. STRENGTH	TEAM	ADJ.	CONF.	ADJ CONF.
Average RPI Loss:	167	RECORD	PCT. RANK	GAMES	SCHEDULE	OF SCHEDULE	RPI	RPI	RPI	RPI
DIV. I ONLY	7- 20	294	2- 8	237	288	306	306	17	17	
DIV. I NON-CONF.	4- 8	234	0- 0	247	349	284	284	15	15	
TOTALS	RPI 1-25	RPI 26-50	W-L RECORDS	RPI 51-100	RPI 101-150	RPI 150+				
7- 20	0- 0	0- 2	OVERALL	0- 1	0- 7	7- 10				
6- 6	0- 0	0- 1	HOME	0- 0	0- 3	6- 2				
1- 13	0- 0	0- 1	AWAY	0- 1	0- 3	1- 8				
0- 1	0- 0	0- 0	NEUTRAL	0- 0	0- 1	0- 0				
4- 8	0- 0	0- 0	NON-CONFERENCE	0- 1	0- 2	4- 5				
4- 1	0- 0	0- 0	HOME	0- 0	0- 1	4- 0				
0- 7	0- 0	0- 0	AWAY	0- 1	0- 1	0- 5				
0- 0	0- 0	0- 0	NEUTRAL	0- 0	0- 0	0- 0				
3- 12	0- 0	0- 2	CONFERENCE	0- 0	0- 5	3- 5				
2- 5	0- 0	0- 1	HOME	0- 0	0- 2	2- 2				
1- 6	0- 0	0- 1	AWAY	0- 0	0- 2	1- 3				
0- 1	0- 0	0- 0	NEUTRAL	0- 0	0- 1	0- 0				

RPI 1-25				RPI 26-50				RPI 51-100				RPI 101+				Team's RPI: 306	
RPI	S	Opponent	Score	RPI	S	Opponent	Score	RPI	S	Opponent	Score	RPI	S	Opponent	Score		
				40	A	Chattanooga	48 65	81	A	Minnesota	54 98	112	A	Samford	48 50		
				40	H	Chattanooga	40 53					112	H	Samford	39 58		
												112	N	Samford	43 63		
												114	A	Mercer	32 80		
												114	H	Mercer	61 70		
												120	H	UNC Asheville	63 70		
												124	A	Virginia Tech	42 73		
												164	A	ETSU	69 70		
												164	H	ETSU	54 70		
												176	H	Radford	79 70		
												215	A	Gardner-Webb	61 64		
												218	A	Furman	64 70		
												218	H	Furman	61 70		
												219	A	William & Mary	55 75		
												287	A	Coastal Caro.	69 83		
												288	A	Charleston So.	64 74		
												290	H	Kennesaw St.	70 59		
												293	A	South Carolina St.	47 60		
												298	H	Jacksonville St.	66 54		
												300	A	Western Caro.	72 74		
												300	H	Western Caro.	72 71		
												311	A	UNCG	58 56		
												311	H	UNCG	104 64		
												348	H	N.C. Central	60 37		
LAST 12 Division I GAMES:																	
				112	N	Samford	43 63	40	A	Chattanooga	48 65						
				112	A	Samford	48 50	164	A	ETSU	69 70						
				114	A	Mercer	32 80	112	H	Samford	39 58						
				311	H	UNCG	104 64	114	H	Mercer	61 70						
				300	H	Western Caro.	72 71	300	A	Western Caro.	72 74						
				218	A	Furman	64 70	311	A	UNCG	58 56						

Non-Div I Games: Montreat 83 48 Bluefield Col. 69 58

Wofford

Loss, Non-Conf, S Site, H Home A Away N Neutral

Average RPI Win:	218	WON-LOST	WINNING	LAST 10	STRENGTH OF	OPP. STRENGTH	TEAM	ADJ.	CONF.	ADJ CONF.
Average RPI Loss:	86	RECORD	PCT. RANK	GAMES	SCHEDULE	OF SCHEDULE	RPI	RPI	RPI	RPI
DIV. I ONLY	22- 10	71	6- 4	174	131	100	100	14	14	
DIV. I NON-CONF.	8- 3	77	0- 0	279	81	134	134	16	16	
TOTALS	RPI 1-25	RPI 26-50	W-L RECORDS	RPI 51-100	RPI 101-150	RPI 150+				
22- 10	1- 3	0- 1	OVERALL	0- 1	4- 4	17- 1				
10- 4	0- 1	0- 1	HOME	0- 0	2- 1	8- 1				
8- 4	0- 2	0- 0	AWAY	0- 0	1- 2	7- 0				
4- 2	1- 0	0- 0	NEUTRAL	0- 1	1- 1	2- 0				
8- 3	1- 1	0- 1	NON-CONFERENCE	0- 1	0- 0	7- 0				
4- 1	0- 0	0- 1	HOME	0- 0	0- 0	4- 0				
2- 1	0- 1	0- 0	AWAY	0- 0	0- 0	2- 0				
2- 1	1- 0	0- 0	NEUTRAL	0- 1	0- 0	1- 0				
14- 7	0- 2	0- 0	CONFERENCE	0- 0	4- 4	10- 1				
6- 3	0- 1	0- 0	HOME	0- 0	2- 1	4- 1				
6- 3	0- 1	0- 0	AWAY	0- 0	1- 2	5- 0				
2- 1	0- 0	0- 0	NEUTRAL	0- 0	1- 1	1- 0				

RPI 1-25				RPI 26-50				RPI 51-100 Team's RPI: 100				RPI 101+			
RPI	S	Opponent	Score	RPI	S	Opponent	Score	RPI	S	Opponent	Score	RPI	S	Opponent	Score
20	A	Green Bay	55 70	35	H	Georgia	57 63	58	N	Iowa	77 83	130	A	Youngstown St.	69 72
20	H	Green Bay	58 63									130	H	Youngstown St.	77 66
23	N	George Washington	77 71									130	N	Youngstown St.	81 54
25	A	Miami (FL)	67 80									139	A	Milwaukee	57 68
												139	H	Milwaukee	60 82
												139	N	Milwaukee	60 68
												146	A	Northern Ky.	76 65
												146	H	Northern Ky.	66 61
												159	A	Detroit	89 71
												159	H	Detroit	93 95
												178	A	Eastern Ky.	71 69
												183	H	Butler	66 53
												209	A	Oakland	77 72
												209	H	Oakland	79 63
												239	A	Valparaiso	65 54
												239	H	Valparaiso	80 63
												249	A	Ill.-Chicago	80 72
												249	H	Ill.-Chicago	73 62
												249	N	Ill.-Chicago	71 55
												264	A	Cleveland St.	93 65
												264	H	Cleveland St.	81 64
												269	H	Austin Peay	77 56
												285	N	Houston	75 61
												317	H	Southeastern La.	106 72
												318	A	Kent St.	73 68
												334	H	Lipscomb	92 65
LAST 12 Division I GAMES:															
139	N	Milwaukee	60 68	20	A	Green Bay	55 70								
130	N	Youngstown St.	81 54	159	H	Detroit	93 95								
249	N	Ill.-Chicago	71 55	209	H	Oakland	79 63								
130	H	Youngstown St.	77 66	146	A	Northern Ky.	76 65								
264	H	Cleveland St.	81 64	249	A	Ill.-Chicago	80 72								
139	A	Milwaukee	57 68	239	A	Valparaiso	65 54								

Non-Div I Games: Mt. St. Joseph 117 26 Cincinnati Christia107 44

Wright St.

Loss, Non-Conf, S Site, H Home A Away N Neutral

Wyoming

Through Games Of March 13, 2016

Average RPI Win:	249	WON-LOST	WINNING	LAST 10	STRENGTH OF	OPP. STRENGTH	TEAM	ADJ.	CONF.	ADJ CONF.
Average RPI Loss:	164	RECORD	PCT. RANK	GAMES	SCHEDULE	OF SCHEDULE	RPI	RPI	RPI	RPI
DIV. I ONLY	12- 16	216	3- 7	274	221	258	258	20	20	
DIV. I NON-CONF.	6- 3	99	0- 0	220	286	133	133	20	20	
TOTALS	RPI 1-25	RPI 26-50	W-L RECORDS	RPI 51-100	RPI 101-150	RPI 150+				
12- 16	0- 0	0- 2	OVERALL	0- 1	0- 4	12- 9				
9- 5	0- 0	0- 1	HOME	0- 1	0- 1	9- 2				
3- 10	0- 0	0- 1	AWAY	0- 0	0- 3	3- 6				
0- 1	0- 0	0- 0	NEUTRAL	0- 0	0- 0	0- 1				
6- 3	0- 0	0- 0	NON-CONFERENCE	0- 1	0- 2	6- 0				
4- 1	0- 0	0- 0	HOME	0- 1	0- 0	4- 0				
2- 2	0- 0	0- 0	AWAY	0- 0	0- 2	2- 0				
0- 0	0- 0	0- 0	NEUTRAL	0- 0	0- 0	0- 0				
6- 13	0- 0	0- 2	CONFERENCE	0- 0	0- 2	6- 9				
5- 4	0- 0	0- 1	HOME	0- 0	0- 1	5- 2				
1- 8	0- 0	0- 1	AWAY	0- 0	0- 1	1- 6				
0- 1	0- 0	0- 0	NEUTRAL	0- 0	0- 0	0- 1				

RPI S	Opponent	Score	RPI S	Opponent	Score	RPI S	Opponent	Score	RPI S	Opponent	Score	Team's RPI: 258
41	A Colorado St.	42 63	41	H Colorado St.	57 62	53	H St. Mary's (CA)	64 70	107	A Fresno St.	52 64	
									107	H Fresno St.	42 49	
									116	A Gonzaga	57 61	
									123	A Idaho	57 61	
									154	A Boise St.	49 58	
									154	H Boise St.	82 58	
									162	H Montana St.	75 69	
									165	H New Mexico	66 48	
									173	H Montana	68 61	
									200	A San Jose St.	51 65	
									200	H San Jose St.	66 67	
									202	H Colorado	77 68	
									211	A UNLV	37 66	
									211	H UNLV	80 57	
									234	A Utah St.	75 84	
									238	A San Diego St.	40 53	
									238	H San Diego St.	77 84	
									238	N San Diego St.	44 62	
									267	H UC Santa Barbara	76 67	
									303	A Denver	75 64	
									325	A Nevada	65 68	
									325	H Nevada	68 53	
									339	A Cal St. Fullerton	61 56	
									341	A Air Force	67 45	
									341	H Air Force	84 56	
LAST 12 Division I GAMES:												
238	N San Diego St.	44 62	154	H Boise St.	82 58							
200	A San Jose St.	51 65	234	A Utah St.	75 84							
211	H UNLV	80 57	341	H Air Force	84 56							
238	A San Diego St.	40 53	41	A Colorado St.	42 63							
41	H Colorado St.	57 62	107	H Fresno St.	42 49							
107	A Fresno St.	52 64	154	A Boise St.	49 58							

Non-Div I Games: Chadron St. 81 53

Wyoming

■ Loss,
 ■ Non-Conf,
 ■ S Site,
 ■ Home
 ■ Away
 N Neutral

Average RPI Win:	219	WON-LOST	WINNING	LAST 10	STRENGTH OF	OPP. STRENGTH	TEAM	ADJ.	CONF.	ADJ CONF.
Average RPI Loss:	70	RECORD	PCT. RANK	GAMES	SCHEDULE	OF SCHEDULE	RPI	RPI	RPI	RPI
DIV. I ONLY	17- 13	137	3- 7	226	82	168	168	6	6	
DIV. I NON-CONF.	9- 2	37	0- 0	328	276	179	179	6	6	
TOTALS	RPI 1-25	RPI 26-50	W-L RECORDS	RPI 51-100	RPI 101-150	RPI 150+				
17- 13	0- 0	0- 6	OVERALL	2- 4	2- 2	13- 1				
15- 4	0- 0	0- 3	HOME	2- 1	2- 0	11- 0				
2- 8	0- 0	0- 0	AWAY	0- 0	0- 0	2- 0				
0- 1	0- 0	0- 0	NEUTRAL	0- 0	0- 0	0- 1				
9- 2	0- 0	0- 0	NON-CONFERENCE	0- 2	0- 0	9- 0				
9- 1	0- 0	0- 0	HOME	0- 1	0- 0	9- 0				
0- 1	0- 0	0- 0	AWAY	0- 1	0- 0	0- 0				
0- 0	0- 0	0- 0	NEUTRAL	0- 0	0- 0	0- 0				
8- 11	0- 0	0- 6	CONFERENCE	2- 2	2- 2	4- 1				
6- 3	0- 0	0- 3	HOME	2- 0	2- 0	2- 0				
2- 7	0- 0	0- 3	AWAY	0- 2	0- 2	2- 0				
0- 1	0- 0	0- 0	NEUTRAL	0- 0	0- 0	0- 1				

RPI	S	Opponent	Score	RPI	S	Opponent	Score	RPI	S	Opponent	Score	RPI	S	Opponent	Score	Team's RPI: 168
29	A	DePaul	52 82	55	A	Villanova	55 58	101	A	Georgetown	51 63					
29	H	DePaul	53 70	55	H	Villanova	74 67	101	H	Georgetown	59 54					
39	A	Seton Hall	66 82	59	H	Middle Tenn.	53 62	115	A	Creighton	47 74					
39	H	Seton Hall	67 72	78	A	Michigan	54 92	115	H	Creighton	57 55					
42	A	St. John's (NY)	41 57	99	A	Marquette	69 74	176	H	Radford	63 56					
42	H	St. John's (NY)	56 69	99	H	Marquette	71 66	183	A	Butler	73 63					
								183	H	Butler	55 47					
								183	N	Butler	47 48					
								223	H	Binghamton	64 55					
								243	H	Cincinnati	65 56					
								265	A	Providence	62 54					
								265	H	Providence	72 47					
								279	H	Tennessee Tech	64 47					
								280	H	UMES	61 56					
								290	H	Kennesaw St.	62 59					
								317	H	Southeastern La.	67 27					
								327	H	Howard	70 47					
								330	H	Evansville	65 57					
LAST 12 Division I GAMES:																
183	N	Butler	47 48	29	A	DePaul	52 82									
101	A	Georgetown	51 63	115	H	Creighton	57 55									
55	A	Villanova	55 58	265	H	Providence	72 47									
39	H	Seton Hall	67 72	183	H	Butler	55 47									
42	H	St. John's (NY)	56 69	42	A	St. John's (NY)	41 57									
99	A	Marquette	69 74	39	A	Seton Hall	66 82									

Non-Div I Games:

Xavier

■ Loss,
 ■ Non-Conf,
 ■ S Site,
 ■ H Home
 ■ A Away
 N Neutral

Average RPI Win:	232	WON-LOST	WINNING	LAST 10	STRENGTH OF	OPP. STRENGTH	TEAM	ADJ.	CONF.	ADJ CONF.
Average RPI Loss:	90	RECORD	PCT. RANK	GAMES	SCHEDULE	OF SCHEDULE	RPI	RPI	RPI	RPI
DIV. I ONLY	13- 17	209	3- 7	71	161	157	157	10	10	
DIV. I NON-CONF.	8- 8	160	0- 0	99	210	149	149	12	12	
TOTALS	RPI 1-25	RPI 26-50	W-L RECORDS	RPI 51-100	RPI 101-150	RPI 150+				
13- 17	0- 1	0- 7	OVERALL	0- 4	1- 1	12- 4				
9- 5	0- 0	0- 2	HOME	0- 2	0- 0	9- 1				
2- 11	0- 0	0- 5	AWAY	0- 2	0- 1	2- 3				
2- 1	0- 1	0- 0	NEUTRAL	0- 0	1- 0	1- 0				
8- 8	0- 1	0- 3	NON-CONFERENCE	0- 2	1- 1	7- 1				
6- 1	0- 0	0- 0	HOME	0- 1	0- 0	6- 0				
0- 6	0- 0	0- 3	AWAY	0- 1	0- 1	0- 1				
2- 1	0- 1	0- 0	NEUTRAL	0- 0	1- 0	1- 0				
5- 9	0- 0	0- 4	CONFERENCE	0- 2	0- 0	5- 3				
3- 4	0- 0	0- 2	HOME	0- 1	0- 0	3- 1				
2- 5	0- 0	0- 2	AWAY	0- 1	0- 0	2- 2				
0- 0	0- 0	0- 0	NEUTRAL	0- 0	0- 0	0- 0				

RPI 1-25				RPI 26-50				RPI 51-100				RPI 101+ Team's RPI: 157			
RPI	S	Opponent	Score	RPI	S	Opponent	Score	RPI	S	Opponent	Score	RPI	S	Opponent	Score
22	N	West Virginia	60 70	27	A	Penn	49 68	61	H	Army West Point	61 65	103	N	Iona	63 48
				27	H	Penn	59 77	83	A	Dayton	75 81	122	A	Boston College	60 73
				36	A	Princeton	50 65	97	A	Harvard	63 65	153	A	North Carolina	63 70
				36	H	Princeton	81 94	97	H	Harvard	69 72	158	H	Stony Brook	62 57
				42	A	St. John's (NY)	56 69					169	A	Cornell	63 74
				44	A	Albany (NY)	70 74					169	H	Cornell	56 38
				46	A	Indiana	60 76					206	A	Brown	48 39
												206	H	Brown	81 54
												217	A	Dartmouth	65 62
												217	H	Dartmouth	63 68
												235	H	New Hampshire	63 46
												247	A	Columbia	71 77
												247	H	Columbia	67 49
												248	H	Manhattan	62 36
												254	H	Holy Cross	69 59
												313	N	Fairleigh Dickinson	77 58
												321	H	Illinois St.	60 47
												343	H	Wagner	78 60
LAST 12 Division I GAMES:															
				247	H	Columbia	67 49					97	H	Harvard	69 72
				169	H	Cornell	56 38					217	H	Dartmouth	63 68
				217	A	Dartmouth	65 62					169	A	Cornell	63 74
				97	A	Harvard	63 65					247	A	Columbia	71 77
				27	H	Penn	59 77					36	A	Princeton	50 65
				36	H	Princeton	81 94					27	A	Penn	49 68

Non-Div I Games: Albertus Magnus 67 34

Yale

Average RPI Win:	202	WON-LOST	WINNING	LAST 10	STRENGTH OF	OPP. STRENGTH	TEAM	ADJ.	CONF.	ADJ CONF.
Average RPI Loss:	144	RECORD	PCT. RANK	GAMES	SCHEDULE	OF SCHEDULE	RPI	RPI	RPI	RPI
DIV. I ONLY	17- 12	123	4- 6	139	183	130	130	14	14	
DIV. I NON-CONF.	7- 2	57	0- 0	234	284	93	93	16	16	
TOTALS	RPI 1-25	RPI 26-50	W-L RECORDS	RPI 51-100	RPI 101-150	RPI 150+				
17- 12	0- 2	0- 0	OVERALL	2- 2	2- 4	13- 4				
10- 4	0- 1	0- 0	HOME	1- 0	1- 1	8- 2				
6- 7	0- 1	0- 0	AWAY	1- 1	1- 3	4- 2				
1- 1	0- 0	0- 0	NEUTRAL	0- 1	0- 0	1- 0				
7- 2	0- 0	0- 0	NON-CONFERENCE	1- 0	0- 2	6- 0				
5- 0	0- 0	0- 0	HOME	0- 0	0- 0	5- 0				
2- 2	0- 0	0- 0	AWAY	1- 0	0- 2	1- 0				
0- 0	0- 0	0- 0	NEUTRAL	0- 0	0- 0	0- 0				
10- 10	0- 2	0- 0	CONFERENCE	1- 2	2- 2	7- 4				
5- 4	0- 1	0- 0	HOME	1- 0	1- 1	3- 2				
4- 5	0- 1	0- 0	AWAY	0- 1	1- 1	3- 2				
1- 1	0- 0	0- 0	NEUTRAL	0- 1	0- 0	1- 0				

RPI 1-25				RPI 26-50				RPI 51-100				RPI 101+ Team's RPI: 130			
RPI	S	Opponent	Score	RPI	S	Opponent	Score	RPI	S	Opponent	Score	RPI	S	Opponent	Score
20	A	Green Bay	35 69					98	A	Bucknell	55 47	126	A	Akron	49 74
20	H	Green Bay	60 68					100	A	Wright St.	66 77	138	A	Penn St.	51 68
								100	H	Wright St.	72 69	139	A	Milwaukee	70 62
								100	N	Wright St.	54 81	139	H	Milwaukee	69 67
												146	A	Northern Ky.	59 70
												146	H	Northern Ky.	77 88
												159	A	Detroit	72 70
												159	H	Detroit	68 69
												174	H	Robert Morris	55 46
												176	H	Radford	54 53
												209	A	Oakland	96 77
												209	H	Oakland	67 63
												209	N	Oakland	65 63
												227	H	Canisius	53 51
												239	A	Valparaiso	60 65
												239	H	Valparaiso	87 66
												249	A	Ill.-Chicago	69 64
												249	H	Ill.-Chicago	62 41
												256	H	Tennessee St.	69 58
												264	A	Cleveland St.	68 75
												264	H	Cleveland St.	43 53
												291	A	Niagara	71 54
												318	H	Kent St.	91 61
LAST 12 Division I GAMES:															
				100	N	Wright St.	54 81	264	H	Cleveland St.	43 53				
				209	N	Oakland	65 63	139	A	Milwaukee	70 62				
				100	A	Wright St.	66 77	20	A	Green Bay	35 69				
				146	A	Northern Ky.	59 70	159	H	Detroit	68 69				
				249	H	Ill.-Chicago	62 41	209	H	Oakland	67 63				
				239	H	Valparaiso	87 66	146	H	Northern Ky.	77 88				

Non-Div I Games: Lake Erie 89 61 Salem Int'l 80 40

Youngstown St.

Loss, Non-Conf, S Site, H Home A Away N Neutral