

Average RPI Win:	282	WON-LOST	WINNING	LAST 10	STRENGTH OF	OPP. STRENGTH	TEAM	ADJ.	CONF.	ADJ CONF.
Average RPI Loss:	188	RECORD	PCT. RANK	GAMES	SCHEDULE	OF SCHEDULE	RPI	RPI	RPI	RPI
DIV. I ONLY	8- 19	282	3- 7	274	310	311	311	27	27	
DIV. I NON-CONF.	2- 7	280	0- 0	213	317	315	315	26	26	
TOTALS	RPI 1-25	RPI 26-50	W-L RECORDS	RPI 51-100	RPI 101-150	RPI 150+				
8- 19	0- 0	0- 0	OVERALL	0- 4	0- 3	8- 12				
6- 9	0- 0	0- 0	HOME	0- 2	0- 1	6- 6				
2- 9	0- 0	0- 0	AWAY	0- 1	0- 2	2- 6				
0- 1	0- 0	0- 0	NEUTRAL	0- 1	0- 0	0- 0				
2- 7	0- 0	0- 0	NON-CONFERENCE	0- 1	0- 1	2- 5				
2- 4	0- 0	0- 0	HOME	0- 0	0- 1	2- 3				
0- 2	0- 0	0- 0	AWAY	0- 0	0- 0	0- 2				
0- 1	0- 0	0- 0	NEUTRAL	0- 1	0- 0	0- 0				
6- 12	0- 0	0- 0	CONFERENCE	0- 3	0- 2	6- 7				
4- 5	0- 0	0- 0	HOME	0- 2	0- 0	4- 3				
2- 7	0- 0	0- 0	AWAY	0- 1	0- 2	2- 4				
0- 0	0- 0	0- 0	NEUTRAL	0- 0	0- 0	0- 0				

RPI 1-25			RPI 26-50			RPI 51-100			RPI 101+			Team's RPI: 311				
RPI	S	Opponent	Score	RPI	S	Opponent	Score	RPI	S	Opponent	Score					
								76	A	Abilene Christian	52 63	133	A	Northwestern St.	43 60	
								76	H	Abilene Christian	65 71	144	A	McNeese St.	51 72	
								90	H	Central Ark.	55 66	148	H	East Carolina	46 82	
								94	N	New Mexico St.	51 70	163	A	Fordham	49 67	
												180	H	UTRGV	49 46	
												190	H	Cal Poly	45 56	
												206	A	Sam Houston St.	57 75	
												206	H	Sam Houston St.	81 71	
												210	A	SFA	59 72	
												210	H	SFA	66 71	
												211	H	UNLV	51 65	
												225	H	Rice	60 55	
												228	A	Texas Southern	43 51	
												260	A	Houston Baptist	51 55	
												260	H	Houston Baptist	59 73	
												282	A	Lamar	70 75	
												285	H	Houston	73 76	
												310	H	Nicholls St.	62 64	
												317	H	Southeastern La.	69 67	
LAST 12 Division I GAMES:													331	A	Incarnate Word	57 56
												331	H	Incarnate Word	69 55	
												332	A	New Orleans	75 64	
												332	H	New Orleans	73 59	

Non-Div I Games: Western N.M. 57 42 Angelo St. 80 85

Average RPI Win:	238	WON-LOST	WINNING	LAST 10	STRENGTH OF	OPP. STRENGTH	TEAM	ADJ.	CONF.	ADJ CONF.
Average RPI Loss:	156	RECORD	PCT. RANK	GAMES	SCHEDULE	OF SCHEDULE	RPI	RPI	RPI	RPI
DIV. I ONLY	22- 3	9	9- 1	314	249	76	76	27	27	
DIV. I NON-CONF.	5- 2	86	0- 0	93	117	40	40	26	26	
TOTALS	RPI 1-25	RPI 26-50	W-L RECORDS	RPI 51-100	RPI 101-150	RPI 150+				
22- 3	0- 0	0- 1	OVERALL	2- 0	3- 1	17- 1				
10- 0	0- 0	0- 0	HOME	0- 0	2- 0	8- 0				
10- 3	0- 0	0- 1	AWAY	1- 0	1- 1	8- 1				
2- 0	0- 0	0- 0	NEUTRAL	1- 0	0- 0	1- 0				
5- 2	0- 0	0- 1	NON-CONFERENCE	1- 0	1- 1	3- 0				
1- 0	0- 0	0- 0	HOME	0- 0	0- 0	1- 0				
2- 2	0- 0	0- 1	AWAY	0- 0	1- 1	1- 0				
2- 0	0- 0	0- 0	NEUTRAL	1- 0	0- 0	1- 0				
17- 1	0- 0	0- 0	CONFERENCE	1- 0	2- 0	14- 1				
9- 0	0- 0	0- 0	HOME	0- 0	2- 0	7- 0				
8- 1	0- 0	0- 0	AWAY	1- 0	0- 0	7- 1				
0- 0	0- 0	0- 0	NEUTRAL	0- 0	0- 0	0- 0				

RPI 1-25				RPI 26-50				RPI 51-100				Team's RPI: 76	RPI 101+			
RPI	S	Opponent	Score	RPI	S	Opponent	Score	RPI	S	Opponent	Score		RPI	S	Opponent	Score
				48	A	Kansas St.	45 76	86	N	Eastern Mich.	83 59		121	A	Idaho	71 59
								90	A	Central Ark.	61 49		133	H	Northwestern St.	67 46
													139	A	Texas Tech	65 71
													144	H	McNeese St.	79 62
													171	A	Eastern Wash.	72 60
													206	A	Sam Houston St.	87 76
													206	H	Sam Houston St.	67 55
													210	A	SFA	85 70
													232	N	Grand Canyon	75 71
													260	A	Houston Baptist	76 55
													260	H	Houston Baptist	77 60
													268	H	UTSA	79 60
													282	A	Lamar	54 63
													282	H	Lamar	90 62
													310	A	Nicholls St.	71 68
													311	A	A&M-Corpus Christi	71 65
													311	H	A&M-Corpus Christi	63 52
													317	A	Southeastern La.	88 72
													317	H	Southeastern La.	72 70
													331	A	Incarnate Word	86 71
													331	H	Incarnate Word	66 58
													332	H	New Orleans	80 70
LAST 12 Division I GAMES:																
				311	H	A&M-Corpus Christi	63 52	206	H	Sam Houston St.	67 55					
				331	H	Incarnate Word	66 58	317	A	Southeastern La.	88 72					
				332	H	New Orleans	80 70	282	A	Lamar	54 63					
				260	A	Houston Baptist	76 55	282	H	Lamar	90 62					
				317	H	Southeastern La.	72 70	260	H	Houston Baptist	77 60					
				311	A	A&M-Corpus Christi	71 65	331	A	Incarnate Word	86 71					

Non-Div I Games: Southwest (NM) 91 39 Schreiner 79 51 Wayland Baptist 96 71 Missouri Valley 96 35

Abilene Christian

Loss, Non-Conf, S Site, H Home A Away N Neutral

Air Force

Through Games Of March 12, 2016

Average RPI Win:	325	WON-LOST	WINNING	LAST 10	STRENGTH OF	OPP. STRENGTH	TEAM	ADJ.	CONF.	ADJ CONF.
Average RPI Loss:	183	RECORD	PCT. RANK	GAMES	SCHEDULE	OF SCHEDULE	RPI	RPI	RPI	RPI
DIV. I ONLY	1- 29	349	1- 9	214	215	341	341	20	20	
DIV. I NON-CONF.	0- 11	338	0- 0	233	198	339	339	20	20	
TOTALS	RPI 1-25	RPI 26-50	W-L RECORDS	RPI 51-100	RPI 101-150	RPI 150+				
1- 29	0- 0	0- 2	OVERALL	0- 3	0- 3	1- 21				
1- 11	0- 0	0- 1	HOME	0- 1	0- 1	1- 8				
0- 18	0- 0	0- 1	AWAY	0- 2	0- 2	0- 13				
0- 0	0- 0	0- 0	NEUTRAL	0- 0	0- 0	0- 0				
0- 11	0- 0	0- 0	NON-CONFERENCE	0- 3	0- 1	0- 7				
0- 3	0- 0	0- 0	HOME	0- 1	0- 0	0- 2				
0- 8	0- 0	0- 0	AWAY	0- 2	0- 1	0- 5				
0- 0	0- 0	0- 0	NEUTRAL	0- 0	0- 0	0- 0				
1- 18	0- 0	0- 2	CONFERENCE	0- 0	0- 2	1- 14				
1- 8	0- 0	0- 1	HOME	0- 0	0- 1	1- 6				
0- 10	0- 0	0- 1	AWAY	0- 0	0- 1	0- 8				
0- 0	0- 0	0- 0	NEUTRAL	0- 0	0- 0	0- 0				























































RPI S	Opponent	Score	RPI S	Opponent	Score	RPI S	Opponent	Score	RPI S	Opponent	Score	Team's RPI: 341
41	A Colorado St.	47 71	41	H Colorado St.	48 81	64	A Santa Clara	34 68	107	A Fresno St.	46 70	
						73	A Vanderbilt	29 86	107	H Fresno St.	48 63	
						86	H Eastern Mich.	59 72	116	A Gonzaga	35 88	
									154	A Boise St.	48 61	
									165	A New Mexico	36 58	
									165	H New Mexico	33 63	
									166	A UC Davis	40 66	
									170	A George Mason	52 69	
									171	A Eastern Wash.	44 65	
									201	A San Jose St.	60 81	
									201	H San Jose St.	49 72	
									211	A UNLV	51 62	
									211	A UNLV	42 55	
									211	H UNLV	56 60	
									232	H Grand Canyon	39 73	
									234	A Utah St.	40 64	
									234	H Utah St.	53 66	
									236	A Navy	46 64	
									238	H San Diego St.	66 69	
									258	A Wyoming	56 84	
									258	H Wyoming	45 67	
									303	H Denver	48 57	
									325	A Nevada	57 68	
									325	H Nevada	59 53	
									333	A Southern Utah	56 75	
LAST 12 Division I GAMES:												
211	A UNLV	42 55	238	H San Diego St.	66 69							
41	H Colorado St.	48 81	325	H Nevada	59 53							
234	A Utah St.	40 64	154	A Boise St.	48 61							
107	H Fresno St.	48 63	258	A Wyoming	56 84							
165	A New Mexico	36 58	201	H San Jose St.	49 72							
211	A UNLV	51 62	165	H New Mexico	33 63							

Non-Div I Games:

Air Force





■ Loss,
 ■ Non-Conf,
 ■ S Site,
 ■ H Home
 ■ A Away
 N Neutral

Average RPI Win: 207	WON-LOST	WINNING	LAST 10	STRENGTH OF	OPP. STRENGTH	TEAM	ADJ.	CONF.	ADJ CONF.
Average RPI Loss: 109	RECORD	PCT. RANK	GAMES	SCHEDULE	OF SCHEDULE	RPI	RPI	RPI	RPI
DIV. I ONLY	18- 13	127	7- 3	120	131	124	124	11	11
DIV. I NON-CONF.	5- 5	160	0- 0	179	141	162	162	13	13
TOTALS	RPI 1-25	RPI 26-50	W-L RECORDS	RPI 51-100	RPI 101-150	RPI 150+			
18- 13	0- 0	0- 0	OVERALL	2- 8	6- 2	10- 3			
10- 4	0- 0	0- 0	HOME	1- 3	3- 0	6- 1			
7- 6	0- 0	0- 0	AWAY	1- 4	2- 1	4- 1			
1- 3	0- 0	0- 0	NEUTRAL	0- 1	1- 1	0- 1			
5- 5	0- 0	0- 0	NON-CONFERENCE	0- 3	2- 0	3- 2			
3- 1	0- 0	0- 0	HOME	0- 1	1- 0	2- 0			
2- 2	0- 0	0- 0	AWAY	0- 1	1- 0	1- 1			
0- 2	0- 0	0- 0	NEUTRAL	0- 1	0- 0	0- 1			
13- 8	0- 0	0- 0	CONFERENCE	2- 5	4- 2	7- 1			
7- 3	0- 0	0- 0	HOME	1- 2	2- 0	4- 1			
5- 4	0- 0	0- 0	AWAY	1- 3	1- 1	3- 0			
1- 1	0- 0	0- 0	NEUTRAL	0- 0	1- 1	0- 0			

RPI 1-25			RPI 26-50			RPI 51-100			RPI 101+			Team's RPI: 124
RPI	S	Opponent	Score	RPI	S	Opponent	Score	RPI	S	Opponent	Score	
						51  Ohio	55  75	106  Buffalo			69 61	
						51  Ohio	73  101	106  Buffalo			62 49	
						63  FGCU	64  82	106 N Buffalo			87  88	
						65  Ball St.	71  78	117  Toledo			81 71	
						68  Central Mich.	60  81	117 N Toledo			73 71	
						68  Central Mich.	77  97	130  Youngstown St.			74 49	
						81  San Diego	65  86	146  Northern Ky.			77 75	
						86  Eastern Mich.	68 65	150  Western Mich.			65  69	
						86  Eastern Mich.	75 72	179  Fla. Atlantic			77  91	
						91 N UNI	51  59	184 N Northern Colo.			65  78	
								239  Valparaiso			85 74	
								256  Bowling Green			71 55	
								256  Bowling Green			71 61	
								263  Northern Ill.			58  65	
								275  UCF			74 54	
								283  Miami (OH)			65 62	
								283  Miami (OH)			66 54	
								283  Miami (OH)			77 65	
								318  Kent St.			70 60	
								318  Kent St.			78 66	
								328  Winthrop			76 59	
LAST 12 Division I GAMES:												
						106 N Buffalo	87  88	283  Miami (OH)			65 62	
						117 N Toledo	73 71	51  Ohio			73  101	
						283  Miami (OH)	66 54	318  Kent St.			78 66	
						256  Bowling Green	71 61	150  Western Mich.			65  69	
						106  Buffalo	62 49	283  Miami (OH)			77 65	
						318  Kent St.	70 60	65  Ball St.			71  78	

Non-Div I Games: Rochester College 103 37

Akron

 Loss,
  Non-Conf, S Site,
  Home
  Away
 N Neutral

Alabama

Through Games Of March 12, 2016

Average RPI Win:	206	WON-LOST	WINNING	LAST 10	STRENGTH OF	OPP. STRENGTH	TEAM	ADJ.	CONF.	ADJ CONF.
Average RPI Loss:	58	RECORD	PCT. RANK	GAMES	SCHEDULE	OF SCHEDULE	RPI	RPI	RPI	RPI
DIV. I ONLY	15- 15	165	2- 8	130	61	160	160	2	2	
DIV. I NON-CONF.	11- 2	28	0- 0	316	315	119	119	2	2	
TOTALS	RPI 1-25	RPI 26-50	W-L RECORDS	RPI 51-100	RPI 101-150	RPI 150+				
15- 15	0- 4	2- 3	OVERALL	1- 5	2- 3	10- 0				
13- 4	0- 2	2- 0	HOME	0- 2	2- 0	9- 0				
0- 10	0- 2	0- 3	AWAY	0- 3	0- 2	0- 0				
2- 1	0- 0	0- 0	NEUTRAL	1- 0	0- 1	1- 0				
11- 2	0- 0	0- 0	NON-CONFERENCE	1- 1	1- 1	9- 0				
9- 0	0- 0	0- 0	HOME	0- 0	1- 0	8- 0				
0- 2	0- 0	0- 0	AWAY	0- 1	0- 1	0- 0				
2- 0	0- 0	0- 0	NEUTRAL	1- 0	0- 0	1- 0				
4- 13	0- 4	2- 3	CONFERENCE	0- 4	1- 2	1- 0				
4- 4	0- 2	2- 0	HOME	0- 2	1- 0	1- 0				
0- 8	0- 2	0- 3	AWAY	0- 2	0- 1	0- 0				
0- 1	0- 0	0- 0	NEUTRAL	0- 0	0- 1	0- 0				

RPI	S	Opponent	Score	RPI	S	Opponent	Score	RPI	S	Opponent	Score	RPI	S	Opponent	Score	Team's RPI: 160
4	H	South Carolina	46 66	27	A	Florida	72 80	57	A	Auburn	59 72	102	H	Georgetown	78 66	
12	A	Kentucky	48 73	28	A	Tennessee	42 70	57	H	Auburn	55 59	108	A	UT Martin	65 83	
19	H	Texas A&M	56 59	28	H	Tennessee	54 46	59	N	Middle Tenn.	64 46	125	H	LSU	62 45	
24	A	Mississippi St.	52 61	35	H	Georgia	64 50	71	A	Georgia Tech	58 70	125	N	LSU	49 58	
				45	A	Missouri	52 63	73	A	Vanderbilt	52 67	141	A	Arkansas	67 69	
								73	H	Vanderbilt	48 54	176	H	Ole Miss	48 37	
												181	H	Grambling	72 57	
												204	N	Utah Valley	67 60	
												259	H	Appalachian St.	93 59	
												271	H	Georgia St.	72 56	
												296	H	Alcorn	97 50	
												326	H	North Florida	69 47	
												334	H	Lipscomb	68 49	
												346	H	Alabama A&M	96 44	
												349	H	Mississippi Val.	98 35	
LAST 12 Division I GAMES:																
125	N	LSU	49 58	57	H	Auburn	55 59									
24	A	Mississippi St.	52 61	176	H	Ole Miss	48 37									
28	H	Tennessee	54 46	28	A	Tennessee	42 70									
4	H	South Carolina	46 66	19	H	Texas A&M	56 59									
141	A	Arkansas	67 69	73	A	Vanderbilt	52 67									
45	A	Missouri	52 63	27	A	Florida	72 80									

Non-Div I Games:

Alabama

■ Loss,
■ Non-Conf, S Site,
■ Home
■ Away
N Neutral

Average RPI Win:	343	WON-LOST	WINNING	LAST 10	STRENGTH OF	OPP. STRENGTH	TEAM	ADJ.	CONF.	ADJ CONF.
Average RPI Loss:	215	RECORD	PCT. RANK	GAMES	SCHEDULE	OF SCHEDULE	RPI	RPI	RPI	RPI
DIV. I ONLY	4- 25	329	2- 8	313	347	346	346	30	30	
DIV. I NON-CONF.	0- 9	338	0- 0	166	253	332	332	31	31	
TOTALS	RPI 1-25	RPI 26-50	W-L RECORDS	RPI 51-100	RPI 101-150	RPI 150+				
4- 25	0- 0	0- 0	OVERALL	0- 2	0- 4	4- 19				
2- 12	0- 0	0- 0	HOME	0- 2	0- 2	2- 8				
1- 12	0- 0	0- 0	AWAY	0- 0	0- 2	1- 10				
1- 1	0- 0	0- 0	NEUTRAL	0- 0	0- 0	1- 1				
0- 9	0- 0	0- 0	NON-CONFERENCE	0- 2	0- 2	0- 5				
0- 5	0- 0	0- 0	HOME	0- 2	0- 1	0- 2				
0- 4	0- 0	0- 0	AWAY	0- 0	0- 1	0- 3				
0- 0	0- 0	0- 0	NEUTRAL	0- 0	0- 0	0- 0				
4- 16	0- 0	0- 0	CONFERENCE	0- 0	0- 2	4- 14				
2- 7	0- 0	0- 0	HOME	0- 0	0- 1	2- 6				
1- 8	0- 0	0- 0	AWAY	0- 0	0- 1	1- 7				
1- 1	0- 0	0- 0	NEUTRAL	0- 0	0- 0	1- 1				

RPI S	Opponent	Score	RPI S	Opponent	Score	RPI S	Opponent	Score	RPI S	Opponent	Score	Team's RPI: 346
						54	H Saint Louis	60 91	112	H Samford	30 54	
						77	H Belmont	28 78	128	A Marshall	45 81	
									147	A Southern U.	38 77	
									147	H Southern U.	62 68	
									160	A Alabama	44 96	
									176	A Ole Miss	42 103	
									181	A Grambling	56 75	
									181	H Grambling	67 75	
									220	A Alabama St.	50 86	
									220	H Alabama St.	63 77	
									220 N	Alabama St.	72 88	
									228	A Texas Southern	41 72	
									228	H Texas Southern	38 57	
									233	H Southeast Mo. St.	58 69	
									261	H Murray St.	59 76	
									278	A Prairie View	72 93	
									278	H Prairie View	52 67	
									296	A Alcorn	52 68	
									296	H Alcorn	64 81	
									307	A Morehead St.	69 112	
									308	A Jackson St.	58 59	
									308	H Jackson St.	66 69	
									337	A Ark.-Pine Bluff	60 69	
									337	H Ark.-Pine Bluff	78 70	
									337 N	Ark.-Pine Bluff	82 74	
									349	A Mississippi Val.	84 74	
LAST 12 Division I GAMES:												
			220 N	Alabama St.	72 88	147	H	Southern U.	62 68			
			337 N	Ark.-Pine Bluff	82 74	296	H	Alcorn	64 81			
			308	H	Jackson St.	66 69	220	H	Alabama St.	63 77		
			181	H	Grambling	67 75	349	A	Mississippi Val.	84 74		
			278	A	Prairie View	72 93	337	A	Ark.-Pine Bluff	60 69		
			228	A	Texas Southern	41 72	228	H	Texas Southern	38 57		

Non-Div I Games: Tuskegee

66 55

Alabama A&M

■ Loss,
 ■ Non-Conf,
 ■ S Site,
 ■ Home
 ■ Away
 N Neutral

RPI	S	Opponent	Score
349	H	Mississippi Val.	79 68

Average RPI Win:	274	WON-LOST	WINNING	LAST 10	STRENGTH OF	OPP. STRENGTH	TEAM	ADJ.	CONF.	ADJ CONF.
Average RPI Loss:	195	RECORD	PCT. RANK	GAMES	SCHEDULE	OF SCHEDULE	RPI	RPI	RPI	RPI
DIV. I ONLY	18- 11	103	8- 2	330	341	220	220	30	30	
DIV. I NON-CONF.	1- 7	318	0- 0	236	213	322	322	31	31	
TOTALS	RPI 1-25	RPI 26-50	W-L RECORDS	RPI 51-100	RPI 101-150	RPI 150+				
18- 11	0- 0	0- 0	OVERALL	0- 1	2- 3	16- 7				
8- 5	0- 0	0- 0	HOME	0- 0	0- 3	8- 2				
6- 5	0- 0	0- 0	AWAY	0- 1	1- 0	5- 4				
4- 1	0- 0	0- 0	NEUTRAL	0- 0	1- 0	3- 1				
1- 7	0- 0	0- 0	NON-CONFERENCE	0- 1	0- 2	1- 4				
0- 4	0- 0	0- 0	HOME	0- 0	0- 2	0- 2				
0- 2	0- 0	0- 0	AWAY	0- 1	0- 0	0- 1				
1- 1	0- 0	0- 0	NEUTRAL	0- 0	0- 0	1- 1				
17- 4	0- 0	0- 0	CONFERENCE	0- 0	2- 1	15- 3				
8- 1	0- 0	0- 0	HOME	0- 0	0- 1	8- 0				
6- 3	0- 0	0- 0	AWAY	0- 0	1- 0	5- 3				
3- 0	0- 0	0- 0	NEUTRAL	0- 0	1- 0	2- 0				

RPI 1-25			RPI 26-50			RPI 51-100			RPI 101+ Team's RPI: 220		
RPI	S	Opponent	Score	RPI	S	Opponent	Score	RPI	S	Opponent	Score
						71 A Georgia Tech	54 80	112 H Samford		35 54	
								119 H Troy		59 73	
								147 A Southern U.		60 59	
								147 H Southern U.		55 57	
								147 N Southern U.		55 51	
								181 A Grambling		69 89	
								181 H Grambling		69 60	
								181 N Grambling		64 50	
								188 A Southern Miss.		44 65	
								193 H South Ala.		43 47	
								228 A Texas Southern		58 48	
								228 H Texas Southern		57 51	
								230 N Siena		57 53	
								255 N Tennessee St.		64 74	
								278 A Prairie View		60 63	
								278 H Prairie View		65 54	
								296 A Alcorn		52 51	
								296 H Alcorn		64 51	
								297 H Savannah St.		49 60	
								308 A Jackson St.		69 70	
								308 H Jackson St.		63 57	
								337 A Ark.-Pine Bluff		68 53	
								337 H Ark.-Pine Bluff		72 63	
								346 A Alabama A&M		77 63	
								346 H Alabama A&M		86 50	
								346 N Alabama A&M		88 72	
LAST 12 Division I GAMES:											
						147 N Southern U.	55 51	278 A Prairie View		60 63	
						181 N Grambling	64 50	296 H Alcorn		64 51	
						346 N Alabama A&M	88 72	147 H Southern U.		55 57	
						181 H Grambling	69 60	346 A Alabama A&M		77 63	
						308 H Jackson St.	63 57	337 A Ark.-Pine Bluff		68 53	
						228 A Texas Southern	58 48	346 N Alabama A&M		88 72	
								349 A Mississippi Val.		79 51	

Non-Div I Games: Mobile 71 56

Alabama St.

■ Loss,
 ■ Non-Conf,
 ■ S Site,
 ■ Home
 ■ A Away
 N Neutral

RPI	S	Opponent	Score
349	A	Mississippi Val.	79 51
349	H	Mississippi Val.	100 50

Alabama St.

A
l
a
b
a
m
a
S
t
.

A
l
a
b
a
m
a
S
t
.

Average RPI Win: 215		WON-LOST	WINNING	LAST 10	STRENGTH OF	OPP. STRENGTH	TEAM	ADJ.	CONF.	ADJ CONF.
Average RPI Loss: 51		RECORD	PCT. RANK	GAMES	SCHEDULE	OF SCHEDULE	RPI	RPI	RPI	RPI
DIV. I ONLY		27- 4	12	9- 1	222	176	44	44	16	16
DIV. I NON-CONF.		9- 3	69	0- 0	228	103	68	68	18	18
TOTALS	RPI 1-25		RPI 26-50		W-L RECORDS		RPI 51-100		RPI 101-150	RPI 150+
27- 4	0- 0		0- 1		OVERALL		2- 3		1- 0	24- 0
12- 0	0- 0		0- 0		HOME		2- 0		0- 0	10- 0
12- 4	0- 0		0- 1		AWAY		0- 3		0- 0	12- 0
3- 0	0- 0		0- 0		NEUTRAL		0- 0		1- 0	2- 0
9- 3	0- 0		0- 1		NON-CONFERENCE		0- 2		1- 0	8- 0
3- 0	0- 0		0- 0		HOME		0- 0		0- 0	3- 0
4- 3	0- 0		0- 1		AWAY		0- 2		0- 0	4- 0
2- 0	0- 0		0- 0		NEUTRAL		0- 0		1- 0	1- 0
18- 1	0- 0		0- 0		CONFERENCE		2- 1		0- 0	16- 0
9- 0	0- 0		0- 0		HOME		2- 0		0- 0	7- 0
8- 1	0- 0		0- 0		AWAY		0- 1		0- 0	8- 0
1- 0	0- 0		0- 0		NEUTRAL		0- 0		0- 0	1- 0

[illegible]

Non-Div I Games:

Albany (NY)

Loss, Non-Conf, S Site, H Home A Away N Neutral

Average RPI Win: 298	WON-LOST	WINNING	LAST 10	STRENGTH OF	OPP. STRENGTH	TEAM	ADJ.	CONF.	ADJ CONF.
Average RPI Loss: 195	RECORD	PCT. RANK	GAMES	SCHEDULE	OF SCHEDULE	RPI	RPI	RPI	RPI
DIV. I ONLY	9- 19	270	7- 3	304	343	296	296	30	30
DIV. I NON-CONF.	0- 8	338	0- 0	75	173	300	300	31	31
TOTALS	RPI 1-25	RPI 26-50	W-L RECORDS	RPI 51-100	RPI 101-150	RPI 150+			
9- 19	0- 0	0- 1	OVERALL	0- 1	1- 6	8- 11			
5- 4	0- 0	0- 0	HOME	0- 0	1- 0	4- 4			
3- 14	0- 0	0- 0	AWAY	0- 1	0- 2	3- 5			
1- 1	0- 0	0- 0	NEUTRAL	0- 0	0- 1	1- 0			
0- 8	0- 0	0- 1	NON-CONFERENCE	0- 1	0- 4	0- 2			
0- 0	0- 0	0- 0	HOME	0- 0	0- 0	0- 0			
0- 8	0- 0	0- 1	AWAY	0- 1	0- 4	0- 2			
0- 0	0- 0	0- 0	NEUTRAL	0- 0	0- 0	0- 0			
9- 11	0- 0	0- 0	CONFERENCE	0- 0	1- 2	8- 9			
5- 4	0- 0	0- 0	HOME	0- 0	1- 0	4- 4			
3- 6	0- 0	0- 0	AWAY	0- 0	0- 1	3- 5			
1- 1	0- 0	0- 0	NEUTRAL	0- 0	0- 1	1- 0			

RPI 1-25				RPI 26-50				RPI 51-100				RPI 101+ Team's RPI: 296			
RPI	S	Opponent	Score	RPI	S	Opponent	Score	RPI	S	Opponent	Score	RPI	S	Opponent	Score
				43	A	Arkansas St.	50 82	90	A	Central Ark.	35 58	101	A	Northwestern	47 91
												134	A	Iowa St.	41 91
												136	A	La.-Lafayette	61 73
												147	A	Southern U.	57 66
												147	H	Southern U.	85 74
												147	N	Southern U.	57 61
												148	A	East Carolina	58 87
												160	A	Alabama	50 97
												181	A	Grambling	70 66
												181	H	Grambling	76 85
												220	A	Alabama St.	51 64
												220	H	Alabama St.	51 52
												228	A	Texas Southern	39 68
												228	H	Texas Southern	41 53
												278	A	Prairie View	54 58
												278	H	Prairie View	70 65
												298	A	Jacksonville St.	65 67
												308	A	Jackson St.	65 79
												308	H	Jackson St.	66 73
												337	A	Ark.-Pine Bluff	69 71
												337	H	Ark.-Pine Bluff	81 53
												346	A	Alabama A&M	81 64
												346	H	Ark.-Pine Bluff	81 53
												346	H	Alabama A&M	68 52
												349	A	Mississippi Val.	81 66
												349	H	Mississippi Val.	75 39
												349	N	Mississippi Val.	62 43
LAST 12 Division I GAMES:															
				147	N	Southern U.	57 61	346	A	Alabama A&M	81 64				
				349	N	Mississippi Val.	62 43	337	H	Ark.-Pine Bluff	81 53				
				228	H	Texas Southern	41 53	349	H	Mississippi Val.	75 39				
				278	H	Prairie View	70 65	181	A	Grambling	70 66				
				147	H	Southern U.	85 74	308	A	Jackson St.	65 79				
				220	A	Alabama St.	51 64	147	A	Southern U.	57 66				

Non-Div I Games: Mt. Mercy 60 56 Delta St. 66 57

Alcorn

Loss, Non-Conf, S Site, H Home A Away N Neutral

Average RPI Win:	274	WON-LOST	WINNING	LAST 10	STRENGTH OF	OPP. STRENGTH	TEAM	ADJ.	CONF.	ADJ CONF.
Average RPI Loss:	162	RECORD	PCT. RANK	GAMES	SCHEDULE	OF SCHEDULE	RPI	RPI	RPI	RPI
DIV. I ONLY	8- 23	295	3- 7	155	284	273	273	26	26	
DIV. I NON-CONF.	2- 9	296	0- 0	28	187	206	206	27	27	
TOTALS	RPI 1-25	RPI 26-50	W-L RECORDS	RPI 51-100	RPI 101-150	RPI 150+				
8- 23	0- 1	0- 2	OVERALL	0- 7	0- 2	8- 11				
5- 9	0- 0	0- 0	HOME	0- 4	0- 1	5- 4				
3- 14	0- 1	0- 2	AWAY	0- 3	0- 1	3- 7				
0- 0	0- 0	0- 0	NEUTRAL	0- 0	0- 0	0- 0				
2- 9	0- 1	0- 2	NON-CONFERENCE	0- 2	0- 2	2- 2				
1- 3	0- 0	0- 0	HOME	0- 2	0- 1	1- 0				
1- 6	0- 1	0- 2	AWAY	0- 0	0- 1	1- 2				
0- 0	0- 0	0- 0	NEUTRAL	0- 0	0- 0	0- 0				
6- 14	0- 0	0- 0	CONFERENCE	0- 5	0- 0	6- 9				
4- 6	0- 0	0- 0	HOME	0- 2	0- 0	4- 4				
2- 8	0- 0	0- 0	AWAY	0- 3	0- 0	2- 5				
0- 0	0- 0	0- 0	NEUTRAL	0- 0	0- 0	0- 0				

RPI	S	Opponent	Score	RPI	S	Opponent	Score	RPI	S	Opponent	Score	RPI	S	Opponent	Score	Team's RPI: 273
23	A	George Washington	48 78	30	A	James Madison	45 74	61	A	Army West Point	51 87	132	A	Pittsburgh	58 76	
				36	A	Princeton	34 72	61	H	Army West Point	42 52	143	H	Wake Forest	70 71	
								75	H	Hofstra	51 60	186	A	UMBC	46 47	
								92	H	Elon	54 62	203	A	Loyola Maryland	46 52	
								98	A	Bucknell	65 73	203	H	Loyola Maryland	50 55	
								98	A	Bucknell	54 60	212	A	Lehigh	59 55	
								98	H	Bucknell	60 66	212	H	Lehigh	52 61	
												217	A	Dartmouth	45 41	
												219	A	William & Mary	51 62	
												236	A	Navy	52 65	
												236	H	Navy	61 56	
												248	H	Manhattan	52 48	
												254	A	Holy Cross	54 59	
												254	H	Holy Cross	50 59	
												294	A	Colgate	49 37	
												294	H	Colgate	64 56	
												330	A	Lafayette	59 63	
												330	H	Lafayette	51 60	
												344	A	Boston U.	59 63	
												344	H	Boston U.	79 33	
												344	H	Boston U.	61 53	
LAST 12 Division I GAMES:																
				98	A	Bucknell	65 73	330	A	Lafayette	59 63					
				344	H	Boston U.	61 53	61	A	Army West Point	51 87					
				236	H	Navy	61 56	344	H	Boston U.	79 33					
				203	H	Loyola Maryland	50 55	212	H	Lehigh	52 61					
				236	A	Navy	52 65	98	A	Bucknell	54 60					
				254	H	Holy Cross	50 59	294	H	Colgate	64 56					

Non-Div I Games:

American

■ Loss,
■ Non-Conf, S Site,
■ Home
■ Away
N Neutral

Appalachian St.

Through Games Of March 12, 2016

Average RPI Win: 219	WON-LOST	WINNING	LAST 10	STRENGTH OF	OPP. STRENGTH	TEAM	ADJ.	CONF.	ADJ CONF.
Average RPI Loss: 157	RECORD	PCT. RANK	GAMES	SCHEDULE	OF SCHEDULE	RPI	RPI	RPI	RPI
DIV. I ONLY	10- 20	264	3- 7	181	198	259	259	15	15
DIV. I NON-CONF.	3- 6	234	0- 0	214	211	268	268	14	14
TOTALS	RPI 1-25	RPI 26-50	W-L RECORDS	RPI 51-100	RPI 101-150	RPI 150+			
10- 20	0- 0	0- 3	OVERALL	0- 1	2- 5	8- 11			
6- 8	0- 0	0- 1	HOME	0- 0	1- 3	5- 4			
4- 9	0- 0	0- 1	AWAY	0- 0	1- 2	3- 6			
0- 3	0- 0	0- 1	NEUTRAL	0- 1	0- 0	0- 1			
3- 6	0- 0	0- 0	NON-CONFERENCE	0- 1	0- 1	3- 4			
3- 1	0- 0	0- 0	HOME	0- 0	0- 1	3- 0			
0- 3	0- 0	0- 0	AWAY	0- 0	0- 0	0- 3			
0- 2	0- 0	0- 0	NEUTRAL	0- 1	0- 0	0- 1			
7- 14	0- 0	0- 3	CONFERENCE	0- 0	2- 4	5- 7			
3- 7	0- 0	0- 1	HOME	0- 0	1- 2	2- 4			
4- 6	0- 0	0- 1	AWAY	0- 0	1- 2	3- 3			
0- 1	0- 0	0- 1	NEUTRAL	0- 0	0- 0	0- 0			

RPI S	Opponent	Score	RPI S	Opponent	Score	RPI S	Opponent	Score	RPI S	Opponent	Score	Team's RPI: 259
43	A Arkansas St.	60 83	43	H Arkansas St.	74 83	62	N South Dakota	60 87	104	A Little Rock	50 67	
43	H Arkansas St.	74 83	43	N Arkansas St.	61 81				104	H Little Rock	67 72	
									119	A Troy	96 81	
									119	H Troy	89 100	
									122	H Liberty	68 74	
									136	A La.-Lafayette	51 60	
									136	H La.-Lafayette	76 59	
									153	A North Carolina	59 68	
									156	A UT Arlington	58 65	
									156	H UT Arlington	45 76	
									160	A Alabama	59 93	
									164	H ETSU	70 52	
									193	A South Ala.	55 71	
									193	H South Ala.	54 68	
									198	H Richmond	73 59	
									218	H Furman	92 78	
									226	A Col. of Charleston	50 60	
									246	A Texas St.	76 87	
									246	H Texas St.	90 71	
									270	A La.-Monroe	57 54	
									270	H La.-Monroe	64 52	
									271	A Georgia St.	72 69	
									271	H Georgia St.	75 80	
									295	A Ga. Southern	68 62	
									295	H Ga. Southern	50 65	
									324	N Delaware St.	69 76	
LAST 12 Division I GAMES:												
43	N Arkansas St.	61 81	193	H South Ala.	54 68							
43	H Arkansas St.	74 83	156	A UT Arlington	58 65							
104	H Little Rock	67 72	246	A Texas St.	76 87							
271	A Georgia St.	72 69	270	H La.-Monroe	64 52							
295	A Ga. Southern	68 62	136	H La.-Lafayette	76 59							
119	H Troy	89 100	193	A South Ala.	55 71							

Non-Div I Games:

Appalachian St.

■ Loss,
 ■ Non-Conf, S Site,
 ■ Home
 ■ Away
 N Neutral

Arizona

Through Games Of March 12, 2016

Average RPI Win: 169	WON-LOST	WINNING	LAST 10	STRENGTH OF	OPP. STRENGTH	TEAM	ADJ.	CONF.	ADJ CONF.
Average RPI Loss: 52	RECORD	PCT. RANK	GAMES	SCHEDULE	OF SCHEDULE	RPI	RPI	RPI	RPI
DIV. I ONLY	13- 19	230	2- 8	31	28	127	127	1	1
DIV. I NON-CONF.	9- 3	69	0- 0	141	237	85	85	1	1
TOTALS	RPI 1-25	RPI 26-50	W-L RECORDS	RPI 51-100	RPI 101-150	RPI 150+			
13- 19	0- 8	0- 2	OVERALL	4- 8	1- 0	8- 1			
8- 7	0- 3	0- 1	HOME	2- 3	0- 0	6- 0			
3- 9	0- 1	0- 0	AWAY	1- 1	1- 0	1- 0			
2- 3	0- 1	0- 0	NEUTRAL	1- 1	0- 0	1- 1			
9- 3	0- 0	0- 0	NON-CONFERENCE	1- 2	1- 0	7- 1			
6- 0	0- 0	0- 0	HOME	1- 0	0- 0	5- 0			
2- 1	0- 0	0- 0	AWAY	0- 1	1- 0	1- 0			
1- 2	0- 0	0- 0	NEUTRAL	0- 1	0- 0	1- 1			
4- 16	0- 8	0- 2	CONFERENCE	3- 6	0- 0	1- 0			
2- 7	0- 3	0- 1	HOME	1- 3	0- 0	1- 0			
1- 8	0- 4	0- 1	AWAY	1- 3	0- 0	0- 0			
1- 1	0- 1	0- 0	NEUTRAL	1- 0	0- 0	0- 0			

RPI	S	Opponent	Score	RPI	S	Opponent	Score	RPI	S	Opponent	Score	RPI	S	Opponent	Score	Team's RPI: 127
5	A	Oregon St.	43 71	33	A	Washington	47 63	56	A	Southern California	63 56	117	A	Toledo	62 59	
9	A	Stanford	58 82	33	H	Washington	52 74	56	H	Southern California	57 67	170	H	George Mason	68 60	
9	H	Stanford	34 59					63	N	FGCU	55 57	178	H	Pacific	69 56	
10	A	UCLA	53 80					81	A	San Diego	54 59	197	N	SMU	46 58	
10	H	UCLA	39 73					83	A	California	56 75	202	H	Colorado	63 52	
10	N	UCLA	51 72					83	H	California	57 52	208	H	Louisiana Tech	77 67	
11	A	Arizona St.	49 61					84	A	Oregon	54 76	213	N	Gardner-Webb	79 60	
11	H	Arizona St.	47 62					84	N	Oregon	74 68	222	H	Kansas	67 52	
								88	H	Utah	55 60	240	A	North Texas	51 44	
								94	H	New Mexico St.	68 64	327	H	Howard	65 28	
								97	A	Washington St.	46 67					
								97	H	Washington St.	61 62					
LAST 12 Division I GAMES:																
10	N	UCLA	51 72	83	A	California	56 75									
84	N	Oregon	74 68	9	A	Stanford	58 82									
56	A	Southern California	63 56	10	H	UCLA	39 73									
10	A	UCLA	53 80	56	H	Southern California	57 67									
97	H	Washington St.	61 62	84	A	Oregon	54 76									
33	H	Washington	52 74	5	A	Oregon St.	43 71									

Non-Div I Games:

Arizona

Loss, Non-Conf, S Site, H Home A Away N Neutral

Average RPI Win:	104	WON-LOST	WINNING	LAST 10	STRENGTH OF	OPP. STRENGTH	TEAM	ADJ.	CONF.	ADJ CONF.
Average RPI Loss:	31	RECORD	PCT. RANK	GAMES	SCHEDULE	OF SCHEDULE	RPI	RPI	RPI	RPI
DIV. I ONLY	25- 6	24	7- 3	18	2	11	11	1	1	
DIV. I NON-CONF.	9- 3	69	0- 0	35	16	37	37	1	1	
TOTALS	RPI 1-25	RPI 26-50	W-L RECORDS	RPI 51-100	RPI 101-150	RPI 150+				
25- 6	5- 4	2- 0	OVERALL	9- 2	3- 0	6- 0				
13- 2	3- 1	1- 0	HOME	5- 1	1- 0	3- 0				
11- 2	2- 2	1- 0	AWAY	4- 0	2- 0	2- 0				
1- 2	0- 1	0- 0	NEUTRAL	0- 1	0- 0	1- 0				
9- 3	2- 2	0- 0	NON-CONFERENCE	1- 1	1- 0	5- 0				
4- 2	1- 1	0- 0	HOME	1- 1	0- 0	2- 0				
4- 0	1- 0	0- 0	AWAY	0- 0	1- 0	2- 0				
1- 1	0- 1	0- 0	NEUTRAL	0- 0	0- 0	1- 0				
16- 3	3- 2	2- 0	CONFERENCE	8- 1	2- 0	1- 0				
9- 0	2- 0	1- 0	HOME	4- 0	1- 0	1- 0				
7- 2	1- 2	1- 0	AWAY	4- 0	1- 0	0- 0				
0- 1	0- 0	0- 0	NEUTRAL	0- 1	0- 0	0- 0				

RPI	S	Opponent	Score	RPI	S	Opponent	Score	RPI	S	Opponent	Score	RPI	S	Opponent	Score
4	N	South Carolina	58 60	33	A	Washington	68 61	56	A	Southern California	50 45	105	A	Hawaii	75 49
5	A	Oregon St.	44 67	33	H	Washington	77 57	56	H	Southern California	69 68	127	A	Arizona	62 47
9	A	Stanford	63 61					69	H	VCU	48 57	127	H	Arizona	61 49
9	H	Stanford	49 31					83	A	California	64 49	197	A	SMU	64 57
10	A	UCLA	61 74					83	H	California	57 49	202	H	Colorado	64 37
10	H	UCLA	65 61					83	N	California	64 75	216	N	CSU Bakersfield	60 47
12	H	Kentucky	64 68					84	A	Oregon	63 58	221	A	Hartford	60 29
13	A	Syracuse	61 54					88	H	Utah	80 60	247	H	Columbia	70 49
15	H	Florida St.	68 56					97	A	Washington St.	63 45	302	H	CSUN	69 46
								97	H	Washington St.	61 39				
								99	H	Marquette	90 80				
LAST 12 Division I GAMES:															
83	N	California	64 75	83	A	California	64 49								
10	A	UCLA	61 74	56	H	Southern California	69 68								
56	A	Southern California	50 45	10	H	UCLA	65 61								
33	H	Washington	77 57	5	A	Oregon St.	44 67								
97	H	Washington St.	61 39	84	A	Oregon	63 58								
9	A	Stanford	63 61	127	A	Arizona	62 47								

Non-Div I Games:

Arizona St.

Average RPI Win:	298	WON-LOST	WINNING	LAST 10	STRENGTH OF	OPP. STRENGTH	TEAM	ADJ.	CONF.	ADJ CONF.
Average RPI Loss:	206	RECORD	PCT. RANK	GAMES	SCHEDULE	OF SCHEDULE	RPI	RPI	RPI	RPI
DIV. I ONLY	6- 20	306	3- 7	337	320	337	337	30	30	
DIV. I NON-CONF.	0- 7	338	0- 0	195	8	323	323	31	31	
TOTALS	RPI 1-25	RPI 26-50	W-L RECORDS	RPI 51-100	RPI 101-150	RPI 150+				
6- 20	0- 0	0- 1	OVERALL	0- 1	0- 5	6- 13				
5- 4	0- 0	0- 0	HOME	0- 0	0- 1	5- 3				
1- 15	0- 0	0- 1	AWAY	0- 0	0- 2	1- 4				
0- 1	0- 0	0- 0	NEUTRAL	0- 0	0- 0	0- 1				
0- 7	0- 0	0- 1	NON-CONFERENCE	0- 1	0- 3	0- 2				
0- 0	0- 0	0- 0	HOME	0- 0	0- 0	0- 0				
0- 7	0- 0	0- 1	AWAY	0- 1	0- 3	0- 2				
0- 0	0- 0	0- 0	NEUTRAL	0- 0	0- 0	0- 0				
6- 13	0- 0	0- 0	CONFERENCE	0- 0	0- 2	6- 11				
5- 4	0- 0	0- 0	HOME	0- 0	0- 1	5- 3				
1- 8	0- 0	0- 0	AWAY	0- 0	0- 1	1- 7				
0- 1	0- 0	0- 0	NEUTRAL	0- 0	0- 0	0- 1				

RPI S	Opponent	Score	RPI S	Opponent	Score	RPI S	Opponent	Score	RPI S	Opponent	Score	Team's RPI: 337
45	A Missouri	34 85	95	A Nebraska	46 96	117	A Toledo	47 74				
						134	A Iowa St.	41 70				
						139	A Texas Tech	40 84				
						147	A Southern U.	70 74				
						147	H Southern U.	61 78				
						155	A UAB	32 82				
						176	A Ole Miss	45 80				
						181	A Grambling	49 67				
						181	H Grambling	83 68				
						220	A Alabama St.	63 72				
						220	H Alabama St.	53 68				
						228	A Texas Southern	30 57				
						228	H Texas Southern	51 57				
						278	A Prairie View	55 70				
						278	H Prairie View	66 70				
						296	A Alcorn	53 81				
						296	H Alcorn	71 69				
						308	A Jackson St.	66 59				
						308	H Jackson St.	71 66				
						346	A Alabama A&M	70 78				
						346	H Alabama A&M	69 60				
						346	N Alabama A&M	74 82				
						349	A Mississippi Val.	60 62				
						349	H Mississippi Val.	81 53				
LAST 12 Division I GAMES:												
346	N Alabama A&M	74 82	296	A Alcorn	53 81	346	N Alabama A&M	74 82				
349	H Mississippi Val.	81 53	147	A Southern U.	70 74	349	A Mississippi Val.	60 62				
308	A Jackson St.	66 59	220	H Alabama St.	53 68	349	H Mississippi Val.	81 53				
181	A Grambling	49 67	346	H Alabama A&M	69 60							
228	H Texas Southern	51 57	308	H Jackson St.	71 66							
278	H Prairie View	66 70	181	H Grambling	83 68							

Non-Div I Games: Talladega 73 83 Philander Smith 63 51 Tougaloo 65 51 Talladega 68 55 Ark.-Pine Bluff

Arkansas

Through Games Of March 12, 2016

Average RPI Win:	164	WON-LOST	WINNING	LAST 10	STRENGTH OF	OPP. STRENGTH	TEAM	ADJ.	CONF.	ADJ CONF.
Average RPI Loss:	55	RECORD	PCT. RANK	GAMES	SCHEDULE	OF SCHEDULE	RPI	RPI	RPI	RPI
DIV. I ONLY	12- 18	232	3- 7	39	23	141	141	2	2	
DIV. I NON-CONF.	5- 8	209	0- 0	182	105	244	244	2	2	
TOTALS	RPI 1-25	RPI 26-50	W-L RECORDS	RPI 51-100	RPI 101-150	RPI 150+				
12- 18	1- 6	2- 6	OVERALL	1- 3	2- 1	6- 2				
11- 4	1- 1	2- 1	HOME	1- 1	1- 0	6- 1				
1- 10	0- 3	0- 4	AWAY	0- 2	1- 0	0- 1				
0- 4	0- 2	0- 1	NEUTRAL	0- 0	0- 1	0- 0				
5- 8	0- 2	0- 1	NON-CONFERENCE	0- 2	1- 1	4- 2				
5- 2	0- 0	0- 0	HOME	0- 1	1- 0	4- 1				
0- 3	0- 0	0- 1	AWAY	0- 1	0- 0	0- 1				
0- 3	0- 2	0- 0	NEUTRAL	0- 0	0- 1	0- 0				
7- 10	1- 4	2- 5	CONFERENCE	1- 1	1- 0	2- 0				
6- 2	1- 1	2- 1	HOME	1- 0	0- 0	2- 0				
1- 7	0- 3	0- 3	AWAY	0- 1	1- 0	0- 0				
0- 1	0- 0	0- 1	NEUTRAL	0- 0	0- 0	0- 0				

RPI 1-25				RPI 26-50				RPI 51-100				RPI 101+ Team's RPI: 141			
RPI	S	Opponent	Score	RPI	S	Opponent	Score	RPI	S	Opponent	Score	RPI	S	Opponent	Score
4	A	South Carolina	32 85	27	H	Florida	66 71	52	A	Rutgers	40 60	125	A	LSU	48 44
5	N	Oregon St.	47 63	28	A	Tennessee	57 75	57	A	Auburn	60 71	136	N	La.-Lafayette	59 67
7	N	Texas	50 61	28	H	Tennessee	64 59	73	H	Vanderbilt	57 56	142	H	Oral Roberts	65 50
12	A	Kentucky	63 77	28	N	Tennessee	51 68	87	H	Missouri St.	54 69	160	H	Alabama	69 67
19	H	Texas A&M	67 61	35	A	Georgia	57 72					176	H	Ole Miss	60 49
24	A	Mississippi St.	55 80	45	A	Missouri	48 69					183	A	Butler	57 63
24	H	Mississippi St.	55 65	45	H	Missouri	64 52					194	H	Tulsa	67 74
				50	A	South Dakota St.	69 76					206	H	Sam Houston St.	67 47
LAST 12 Division I GAMES:															
		28 N Tennessee	51 68			73 H Vanderbilt	57 56								
		176 H Ole Miss	60 49			28 A Tennessee	57 75								
		35 A Georgia	57 72			24 H Mississippi St.	55 65								
		12 A Kentucky	63 77			27 H Florida	66 71								
		160 H Alabama	69 67			57 A Auburn	60 71								
		45 A Missouri	48 69			125 A LSU	48 44								

Non-Div I Games:

Arkansas

■ Loss,
■ Non-Conf,
■ S Site,
■ H Home
■ A Away
N Neutral

Average RPI Win:	214	WON-LOST	WINNING	LAST 10	STRENGTH OF	OPP. STRENGTH	TEAM	ADJ.	CONF.	ADJ CONF.
Average RPI Loss:	77	RECORD	PCT. RANK	GAMES	SCHEDULE	OF SCHEDULE	RPI	RPI	RPI	RPI
DIV. I ONLY	26- 5	19	8- 2	168	199	43	43	15	15	
DIV. I NON-CONF.	6- 3	99	0- 0	86	218	52	52	14	14	
TOTALS	RPI 1-25	RPI 26-50	W-L RECORDS	RPI 51-100	RPI 101-150	RPI 150+				
26- 5	0- 0	0- 2	OVERALL	1- 1	6- 2	19- 0				
13- 0	0- 0	0- 0	HOME	0- 0	3- 0	10- 0				
12- 4	0- 0	0- 2	AWAY	1- 1	3- 1	8- 0				
1- 1	0- 0	0- 0	NEUTRAL	0- 0	0- 1	1- 0				
6- 3	0- 0	0- 2	NON-CONFERENCE	1- 1	1- 0	4- 0				
3- 0	0- 0	0- 0	HOME	0- 0	0- 0	3- 0				
3- 3	0- 0	0- 2	AWAY	1- 1	1- 0	1- 0				
0- 0	0- 0	0- 0	NEUTRAL	0- 0	0- 0	0- 0				
20- 2	0- 0	0- 0	CONFERENCE	0- 0	5- 2	15- 0				
10- 0	0- 0	0- 0	HOME	0- 0	3- 0	7- 0				
9- 1	0- 0	0- 0	AWAY	0- 0	2- 1	7- 0				
1- 1	0- 0	0- 0	NEUTRAL	0- 0	0- 1	1- 0				

RPI 1-25				RPI 26-50		Team's RPI: 43		RPI 51-100				RPI 101+			
RPI	S	Opponent	Score	RPI	S	Opponent	Score	RPI	S	Opponent	Score	RPI	S	Opponent	Score
				27	A	Florida	72 76	63	A	FGCU	62 48	104	A	Little Rock	69 71
				40	A	Chattanooga	54 55	95	A	Nebraska	71 79	104	H	Little Rock	66 53
												108	A	UT Martin	76 74
												119	A	Troy	101 81
												119	H	Troy	94 80
												119	N	Troy	89 96
												136	A	La.-Lafayette	74 62
												136	H	La.-Lafayette	83 56
												156	A	UT Arlington	78 71
												156	H	UT Arlington	66 44
												193	A	South Ala.	66 53
												193	H	South Ala.	58 51
												246	A	Texas St.	74 59
												246	H	Texas St.	87 50
												259	A	Appalachian St.	83 74
												259	H	Appalachian St.	83 60
												259	N	Appalachian St.	81 61
												269	H	Austin Peay	66 55
												270	A	La.-Monroe	78 64
												270	H	La.-Monroe	66 43
LAST 12 Division I GAMES:															
				119	N	Troy	89 96	271	A	Georgia St.	85 64	271	A	Georgia St.	85 64
				259	N	Appalachian St.	81 61	295	A	Ga. Southern	79 52	271	H	Georgia St.	75 54
				259	A	Appalachian St.	83 74	270	A	La.-Monroe	78 64	279	A	Tennessee Tech	77 55
				104	A	Little Rock	69 71	136	A	La.-Lafayette	74 62	295	A	Ga. Southern	79 52
				156	H	UT Arlington	66 44	119	H	Troy	94 80	295	H	Ga. Southern	77 54
				246	H	Texas St.	87 50	193	H	South Ala.	58 51	296	H	Alcorn	82 50

Non-Div I Games:

Arkansas St.

■ Loss,
 ■ Non-Conf,
 ■ S Site,
 ■ Home
 ■ A Away
 N Neutral

RPI	S	Opponent	Score
301	H	Wichita St.	67 40

Arkansas St.

Average RPI Win:	246	WON-LOST	WINNING	LAST 10	STRENGTH OF	OPP. STRENGTH	TEAM	ADJ.	CONF.	ADJ CONF.
Average RPI Loss:	73	RECORD	PCT. RANK	GAMES	SCHEDULE	OF SCHEDULE	RPI	RPI	RPI	RPI
DIV. I ONLY	28- 2	6	10- 0	301	286	61	61	26	26	
DIV. I NON-CONF.	8- 1	23	0- 0	264	244	67	67	27	27	
TOTALS	RPI 1-25	RPI 26-50	W-L RECORDS	RPI 51-100	RPI 101-150	RPI 150+				
28- 2	0- 0	1- 1	OVERALL	2- 1	0- 0	25- 0				
16- 0	0- 0	1- 0	HOME	2- 0	0- 0	13- 0				
11- 2	0- 0	0- 1	AWAY	0- 1	0- 0	11- 0				
1- 0	0- 0	0- 0	NEUTRAL	0- 0	0- 0	1- 0				
8- 1	0- 0	1- 1	NON-CONFERENCE	1- 0	0- 0	6- 0				
5- 0	0- 0	1- 0	HOME	1- 0	0- 0	3- 0				
3- 1	0- 0	0- 1	AWAY	0- 0	0- 0	3- 0				
0- 0	0- 0	0- 0	NEUTRAL	0- 0	0- 0	0- 0				
20- 1	0- 0	0- 0	CONFERENCE	1- 1	0- 0	19- 0				
11- 0	0- 0	0- 0	HOME	1- 0	0- 0	10- 0				
8- 1	0- 0	0- 0	AWAY	0- 1	0- 0	8- 0				
1- 0	0- 0	0- 0	NEUTRAL	0- 0	0- 0	1- 0				

RPI S	Opponent	Score	RPI S	Opponent	Score	RPI S	Opponent	Score	RPI S	Opponent	Score
44	H Albany (NY)	65 62	47	A Duke	61 72	85	H Quinnipiac	67 57	157	A Yale	65 61
						98	A Bucknell	69 79	203	A Loyola Maryland	52 44
						98	H Bucknell	68 63	203	H Loyola Maryland	69 51
									203	H Loyola Maryland	70 37
									212	A Lehigh	69 49
									212	H Lehigh	76 46
									212	H Lehigh	63 39
									236	A Navy	49 34
									236	N Navy	75 38
									254	A Holy Cross	80 49
									254	H Holy Cross	77 58
									266	H Pepperdine	63 53
									273	A American	52 42
									273	H American	87 51
									276	H Central Conn. St.	81 52
									284	H Rider	57 42
									294	A Colgate	78 55
									294	H Colgate	67 55
									294	H Colgate	89 62
									330	A Lafayette	78 45
									330	H Lafayette	84 57
									335	A St. Francis Brooklyn	74 35
									342	A NJIT	71 35
									344	A Boston U.	79 44
									344	H Boston U.	72 38

LAST 12 Division I GAMES:

203	H Loyola Maryland	69 51	236	A Navy	49 34
212	H Lehigh	76 46	254	A Holy Cross	80 49
294	H Colgate	89 62	273	H American	87 51
344	A Boston U.	79 44	294	A Colgate	78 55
212	A Lehigh	69 49	203	A Loyola Maryland	52 44
344	H Boston U.	72 38	330	H Lafayette	84 57

Non-Div I Games: Emerson 86 47

Army West Point

■ Loss,
 ■ Non-Conf,
 ■ S Site,
 ■ Home
 ■ A Away
 N Neutral

Average RPI Win:	162	WON-LOST	WINNING	LAST 10	STRENGTH OF	OPP. STRENGTH	TEAM	ADJ.	CONF.	ADJ CONF.
Average RPI Loss:	39	RECORD	PCT. RANK	GAMES	SCHEDULE	OF SCHEDULE	RPI	RPI	RPI	RPI
DIV. I ONLY	19- 12	106	6- 4	54	42	57	57	2	2	
DIV. I NON-CONF.	10- 3	61	0- 0	260	146	111	111	2	2	
TOTALS	RPI 1-25	RPI 26-50	W-L RECORDS	RPI 51-100	RPI 101-150	RPI 150+				
19- 12	1- 5	2- 4	OVERALL	2- 2	3- 1	11- 0				
9- 4	1- 2	1- 1	HOME	1- 0	2- 1	4- 0				
6- 7	0- 2	0- 3	AWAY	0- 2	1- 0	5- 0				
4- 1	0- 1	1- 0	NEUTRAL	1- 0	0- 0	2- 0				
10- 3	0- 0	0- 0	NON-CONFERENCE	1- 2	1- 1	8- 0				
4- 1	0- 0	0- 0	HOME	0- 0	1- 1	3- 0				
3- 2	0- 0	0- 0	AWAY	0- 2	0- 0	3- 0				
3- 0	0- 0	0- 0	NEUTRAL	1- 0	0- 0	2- 0				
9- 9	1- 5	2- 4	CONFERENCE	1- 0	2- 0	3- 0				
5- 3	1- 2	1- 1	HOME	1- 0	1- 0	1- 0				
3- 5	0- 2	0- 3	AWAY	0- 0	1- 0	2- 0				
1- 1	0- 1	1- 0	NEUTRAL	0- 0	0- 0	0- 0				

RPI 1-25				RPI 26-50				RPI 51-100				Team's RPI: 57		RPI 101+			
RPI	S	Opponent	Score	RPI	S	Opponent	Score	RPI	S	Opponent	Score			RPI	S	Opponent	Score
4	H	South Carolina	58 74	27	A	Florida	49 56	63	A	FGCU	45 52			111	H	Virginia	52 69
4	N	South Carolina	48 57	27	H	Florida	80 58	73	H	Vanderbilt	53 45			125	A	LSU	63 53
12	A	Kentucky	47 54	28	A	Tennessee	52 79	80	N	Minnesota	81 79			141	H	Arkansas	71 60
12	H	Kentucky	66 61	35	A	Georgia	30 63	99	A	Marquette	69 70			148	H	East Carolina	83 69
19	H	Texas A&M	49 57	45	H	Missouri	55 69							154	N	Boise St.	55 53
24	A	Mississippi St.	45 60	45	N	Missouri	47 45							155	H	UAB	85 71
														160	A	Alabama	59 55
														160	H	Alabama	72 59
														170	H	George Mason	88 59
														176	A	Ole Miss	65 60
														231	N	Coppin St.	69 54
														286	A	Towson	74 52
														297	A	Savannah St.	62 40
														317	A	Southeastern La.	80 68
														328	H	Winthrop	76 33
LAST 12 Division I GAMES:																	
				4	N	South Carolina	48 57					176	A	Ole Miss	65 60		
				45	N	Missouri	47 45					160	A	Alabama	59 55		
				27	A	Florida	49 56					73	H	Vanderbilt	53 45		
				19	H	Texas A&M	49 57					125	A	LSU	63 53		
				45	H	Missouri	55 69					35	A	Georgia	30 63		
				27	H	Florida	80 58					141	H	Arkansas	71 60		

Non-Div I Games:

Auburn

■ Loss,
 ■ Non-Conf,
 ■ S Site,
 ■ H Home
 ■ A Away
 N Neutral

Average RPI Win:	250	WON-LOST	WINNING	LAST 10	STRENGTH OF	OPP. STRENGTH	TEAM	ADJ.	CONF.	ADJ CONF.
Average RPI Loss:	150	RECORD	PCT. RANK	GAMES	SCHEDULE	OF SCHEDULE	RPI	RPI	RPI	RPI
DIV. I ONLY	8- 20	286	3- 7	160	217	269	269	24	24	
DIV. I NON-CONF.	0- 11	338	0- 0	39	83	277	277	24	24	
TOTALS	RPI 1-25	RPI 26-50	W-L RECORDS	RPI 51-100	RPI 101-150	RPI 150+				
8- 20	0- 0	0- 3	OVERALL	0- 6	1- 3	7- 8				
7- 3	0- 0	0- 0	HOME	0- 2	1- 1	6- 0				
1- 15	0- 0	0- 2	AWAY	0- 4	0- 2	1- 7				
0- 2	0- 0	0- 1	NEUTRAL	0- 0	0- 0	0- 1				
0- 11	0- 0	0- 3	NON-CONFERENCE	0- 5	0- 0	0- 3				
0- 2	0- 0	0- 0	HOME	0- 2	0- 0	0- 0				
0- 8	0- 0	0- 2	AWAY	0- 3	0- 0	0- 3				
0- 1	0- 0	0- 1	NEUTRAL	0- 0	0- 0	0- 0				
8- 9	0- 0	0- 0	CONFERENCE	0- 1	1- 3	7- 5				
7- 1	0- 0	0- 0	HOME	0- 0	1- 1	6- 0				
1- 7	0- 0	0- 0	AWAY	0- 1	0- 2	1- 4				
0- 1	0- 0	0- 0	NEUTRAL	0- 0	0- 0	0- 1				

RPI S	Opponent	Score	RPI S	Opponent	Score	RPI S	Opponent	Score	RPI S	Opponent	Score	Team's RPI: 269
38	A Western Ky.	69 88	59	H Middle Tenn.	55 86	108	A UT Martin	51 75				
43	A Arkansas St.	55 66	65	A Ball St.	44 72	108	H UT Martin	80 70				
46	N Indiana	58 90	73	A Vanderbilt	56 73	149	A SIUE	75 94				
			77	A Belmont	82 88	149	H SIUE	61 72				
			83	H California	58 67	164	A ETSU	76 80				
			100	A Wright St.	56 77	177	H Eastern Ky.	94 66				
						177	N Eastern Ky.	68 82				
						233	A Southeast Mo. St.	69 71				
						233	H Southeast Mo. St.	74 71				
						255	A Tennessee St.	58 66				
						261	A Murray St.	72 75				
						261	H Murray St.	81 72				
						279	H Tennessee Tech	91 75				
						283	A Miami (OH)	60 75				
						289	A Kennesaw St.	65 73				
						298	H Jacksonville St.	61 59				
						307	A Morehead St.	96 75				
						340	A Eastern Ill.	56 64				
						340	H Eastern Ill.	80 45				
LAST 12 Division I GAMES:												
177	N Eastern Ky.	68 82	261	A Murray St.	72 75							
233	H Southeast Mo. St.	74 71	108	A UT Martin	51 75							
261	H Murray St.	81 72	233	A Southeast Mo. St.	69 71							
149	A SIUE	75 94	149	H SIUE	61 72							
108	H UT Martin	80 70	340	H Eastern Ill.	80 45							
340	A Eastern Ill.	56 64	307	A Morehead St.	96 75							

Non-Div I Games: Trevecca Nazarene 97 75 Christian Bros. 74 55

Austin Peay

Loss, Non-Conf, S Site, H Home A Away N Neutral

BYU				STRENGTH OF SCHEDULE	OPP. STRENGTH OF SCHEDULE	TEAM RPI	ADJ. RPI	CONF. RPI	ADJ CONF. RPI
Average RPI Win:	154	WON-LOST RECORD	WINNING PCT. RANK						
Average RPI Loss:	63		LAST 10 GAMES						
DIV. I ONLY	25- 6	24	8- 2	56	94	16	16	8	8
DIV. I NON-CONF.	7- 3	91	0- 0	16	65	14	14	9	9

TOTALS	RPI 1-25	RPI 26-50	W-L RECORDS	RPI 51-100	RPI 101-150	RPI 150+			
25- 6	1- 0	0- 3	OVERALL	9- 2	3- 1	12- 0			
12- 0	0- 0	0- 0	HOME	5- 0	1- 0	6- 0			
8- 4	0- 0	0- 2	AWAY	3- 1	0- 1	5- 0			
5- 2	1- 0	0- 1	NEUTRAL	1- 1	2- 0	1- 0			
7- 3	1- 0	0- 3	NON-CONFERENCE	1- 0	2- 0	3- 0			
3- 0	0- 0	0- 0	HOME	1- 0	0- 0	2- 0			
1- 2	0- 0	0- 2	AWAY	0- 0	0- 0	1- 0			
3- 1	1- 0	0- 1	NEUTRAL	0- 0	2- 0	0- 0			
18- 3	0- 0	0- 0	CONFERENCE	8- 2	1- 1	9- 0			
9- 0	0- 0	0- 0	HOME	4- 0	1- 0	4- 0			
7- 2	0- 0	0- 0	AWAY	3- 1	0- 1	4- 0			
2- 1	0- 0	0- 0	NEUTRAL	1- 1	0- 0	1- 0			

RPI 1-25				Team's RPI: 16		RPI 26-50				RPI 51-100				RPI 101+			
RPI	S	Opponent	Score	RPI	S	Opponent	Score	RPI	S	Opponent	Score	RPI	S	Opponent	Score		
19	N	Texas A&M	72 64	32	A	Oklahoma	47 73	53	A	St. Mary's (CA)	65 44	105	N	Hawaii	67 56		
				35	N	Georgia	58 66	53	H	St. Mary's (CA)	65 59	116	A	Gonzaga	55 73		
				41	A	Colorado St.	55 61	64	A	Santa Clara	68 63	116	H	Gonzaga	58 54		
								64	H	Santa Clara	70 63	137	N	Penn St.	63 51		
								64	N	Santa Clara	87 67	178	A	Pacific	67 57		
								72	A	San Francisco	66 57	178	H	Pacific	79 62		
								72	H	San Francisco	65 62	192	A	Weber St.	68 51		
								72	N	San Francisco	68 70	204	H	Utah Valley	78 62		
								81	A	San Diego	65 78	234	H	Utah St.	81 69		
								81	H	San Diego	68 60	244	A	Loyola Marymount	82 75		
								88	H	Utah	73 59	244	H	Loyola Marymount	75 61		
												266	A	Pepperdine	77 66		
												266	H	Pepperdine	69 64		
												266	N	Pepperdine	72 59		
												292	A	Portland	84 59		
												292	H	Portland	78 66		
LAST 12 Division I GAMES:																	
				72	N	San Francisco	68 70	64	H	Santa Clara	70 63						
				64	N	Santa Clara	87 67	72	H	San Francisco	65 62						
				266	N	Pepperdine	72 59	53	A	St. Mary's (CA)	65 44						
				116	A	Gonzaga	55 73	178	A	Pacific	67 57						
				292	A	Portland	84 59	266	A	Pepperdine	77 66						
				81	H	San Diego	68 60	244	A	Loyola Marymount	82 75						

Non-Div I Games: BYU-Hawaii 85 40

BYU

■ Loss,
 ■ Non-Conf, S Site,
 ■ Home
 ■ Away
 N Neutral

Average RPI Win:	177	WON-LOST	WINNING	LAST 10	STRENGTH OF	OPP. STRENGTH	TEAM	ADJ.	CONF.	ADJ CONF.
Average RPI Loss:	92	RECORD	PCT. RANK	GAMES	SCHEDULE	OF SCHEDULE	RPI	RPI	RPI	RPI
DIV. I ONLY	20- 9	71	6- 4	89	116	65	65	11	11	
DIV. I NON-CONF.	7- 3	91	0- 0	199	104	98	98	13	13	
TOTALS	RPI 1-25	RPI 26-50	W-L RECORDS	RPI 51-100	RPI 101-150	RPI 150+				
20- 9	0- 0	1- 1	OVERALL	3- 7	7- 0	9- 1				
11- 2	0- 0	1- 0	HOME	2- 2	4- 0	4- 0				
8- 5	0- 0	0- 0	AWAY	1- 1	3- 0	4- 0				
1- 2	0- 0	0- 1	NEUTRAL	0- 1	0- 0	1- 0				
7- 3	0- 0	1- 1	NON-CONFERENCE	1- 2	0- 0	5- 0				
4- 0	0- 0	1- 0	HOME	1- 0	0- 0	2- 0				
2- 2	0- 0	0- 0	AWAY	0- 2	0- 0	2- 0				
1- 1	0- 0	0- 1	NEUTRAL	0- 0	0- 0	1- 0				
13- 6	0- 0	0- 0	CONFERENCE	2- 5	7- 0	4- 1				
7- 2	0- 0	0- 0	HOME	1- 2	4- 0	2- 0				
6- 3	0- 0	0- 0	AWAY	1- 2	3- 0	2- 1				
0- 1	0- 0	0- 0	NEUTRAL	0- 1	0- 0	0- 0				

RPI 1-25				RPI 26-50				RPI 51-100				Team's RPI: 65	RPI 101+			
RPI	S	Opponent	Score	RPI	S	Opponent	Score	RPI	S	Opponent	Score		RPI	S	Opponent	Score
				27	N	Florida	79 85	51	A	Ohio	48 73		106	A	Buffalo	59 57
				38	H	Western Ky.	74 60	51	H	Ohio	67 68		106	H	Buffalo	68 63
								54	H	Saint Louis	79 70		117	A	Toledo	68 58
								67	A	Purdue	63 73		117	H	Toledo	75 69
								68	A	Central Mich.	66 67		124	H	Akron	78 71
								68	H	Central Mich.	65 74		150	A	Western Mich.	77 53
								86	A	Eastern Mich.	67 63		150	H	Western Mich.	60 54
								86	H	Eastern Mich.	76 54		183	H	Butler	58 50
								86	N	Eastern Mich.	53 67		224	N	Massachusetts	81 54
								89	A	Charlotte	66 72		256	A	Bowling Green	67 56
													263	A	Northern Ill.	73 57
													263	H	Northern Ill.	76 68
													269	H	Austin Peay	72 44
													283	H	Miami (OH)	66 41
													318	A	Kent St.	50 59
													329	A	Evansville	73 53
													334	A	Lipscomb	72 60
LAST 12 Division I GAMES:																
				86	N	Eastern Mich.	53 67	263	A	Northern Ill.	73 57					
				117	A	Toledo	68 58	318	A	Kent St.	50 59					
				263	H	Northern Ill.	76 68	68	H	Central Mich.	65 74					
				86	A	Eastern Mich.	67 63	106	A	Buffalo	59 57					
				68	A	Central Mich.	66 67	124	H	Akron	78 71					
				150	H	Western Mich.	60 54	51	H	Ohio	67 68					

Non-Div I Games: Ohio Valley 94 45

Ball St.

■ Loss,
 ■ Non-Conf,
 ■ S Site,
 ■ Home
 ■ A Away
 N Neutral

Belmont

Through Games Of March 12, 2016

Average RPI Win:	247	WON-LOST	WINNING	LAST 10	STRENGTH OF	OPP. STRENGTH	TEAM	ADJ.	CONF.	ADJ CONF.
Average RPI Loss:	91	RECORD	PCT. RANK	GAMES	SCHEDULE	OF SCHEDULE	RPI	RPI	RPI	RPI
DIV. I ONLY	22- 8	53	9- 1	205	241	77	77	24	24	
DIV. I NON-CONF.	6- 5	146	0- 0	84	116	75	75	24	24	
TOTALS	RPI 1-25	RPI 26-50	W-L RECORDS	RPI 51-100	RPI 101-150	RPI 150+				
22- 8	0- 2	0- 2	OVERALL	0- 0	3- 3	19- 1				
11- 0	0- 0	0- 0	HOME	0- 0	1- 0	10- 0				
8- 8	0- 2	0- 2	AWAY	0- 0	1- 3	7- 1				
3- 0	0- 0	0- 0	NEUTRAL	0- 0	1- 0	2- 0				
6- 5	0- 2	0- 2	NON-CONFERENCE	0- 0	2- 1	4- 0				
3- 0	0- 0	0- 0	HOME	0- 0	1- 0	2- 0				
3- 5	0- 2	0- 2	AWAY	0- 0	1- 1	2- 0				
0- 0	0- 0	0- 0	NEUTRAL	0- 0	0- 0	0- 0				
16- 3	0- 0	0- 0	CONFERENCE	0- 0	1- 2	15- 1				
8- 0	0- 0	0- 0	HOME	0- 0	0- 0	8- 0				
5- 3	0- 0	0- 0	AWAY	0- 0	0- 2	5- 1				
3- 0	0- 0	0- 0	NEUTRAL	0- 0	1- 0	2- 0				

RPI S	Opponent	Score	RPI S	Opponent	Score	RPI S	Opponent	Score	RPI S	Opponent	Score
6	A Ohio St.	56 84	38	A Western Ky.	65 80				108	A UT Martin	79 81
21	A Green Bay	62 66	40	A Chattanooga	53 62				119	H Troy	102 93
									131	A IUPUI	59 62
									143	A Wake Forest	78 64
									149	A SIUE	60 73
									149	N SIUE	92 68
									155	H UAB	63 62
									177	A Eastern Ky.	65 51
									177	H Eastern Ky.	72 61
									177	N Eastern Ky.	95 63
									233	A Southeast Mo. St.	74 81
									255	A Tennessee St.	71 51
									255	H Tennessee St.	80 65
									255	N Tennessee St.	68 60
									261	H Murray St.	87 61
									264	H Cleveland St.	76 58
									269	H Austin Peay	88 82
									279	A Tennessee Tech	80 79
									279	H Tennessee Tech	70 49
									298	A Jacksonville St.	44 32
									298	H Jacksonville St.	56 42
									307	A Morehead St.	89 74
									307	H Morehead St.	99 71
									334	A Lipscomb	90 68
									340	H Eastern Ill.	89 61
									346	A Alabama A&M	78 28

LAST 12 Division I GAMES:

177	N	Eastern Ky.	95	63	108	A	UT Martin	79	81
149	N	SIUE	92	68	307	A	Morehead St.	89	74
255	N	Tennessee St.	68	60	298	H	Jacksonville St.	56	42
255	A	Tennessee St.	71	51	177	H	Eastern Ky.	72	61
177	A	Eastern Ky.	65	51	307	H	Morehead St.	99	71
279	H	Tennessee Tech	70	49	279	A	Tennessee Tech	80	79

Non-Div I Games: Young Harris 80 31 Trevecca Nazarene 86 59

Belmont

Loss, Non-Conf, S Site, H Home A Away N Neutral

Bethune-Cookman

Through Games Of March 12, 2016

Average RPI Win:	300	WON-LOST	WINNING	LAST 10	STRENGTH OF	OPP. STRENGTH	TEAM	ADJ.	CONF.	ADJ CONF.
Average RPI Loss:	210	RECORD	PCT. RANK	GAMES	SCHEDULE	OF SCHEDULE	RPI	RPI	RPI	RPI
DIV. I ONLY	16- 12	135	7- 3	342	348	250	250	32	32	
DIV. I NON-CONF.	4- 7	222	0- 0	304	325	276	276	30	30	
TOTALS	RPI 1-25	RPI 26-50	W-L RECORDS	RPI 51-100	RPI 101-150	RPI 150+				
16- 12	0- 1	0- 0	OVERALL	0- 0	0- 1	16- 10				
8- 3	0- 0	0- 0	HOME	0- 0	0- 1	8- 2				
6- 6	0- 0	0- 0	AWAY	0- 0	0- 0	6- 0				
2- 3	0- 0	0- 0	NEUTRAL	0- 0	0- 0	2- 3				
4- 7	0- 1	0- 0	NON-CONFERENCE	0- 0	0- 1	4- 5				
0- 3	0- 0	0- 0	HOME	0- 0	0- 1	0- 2				
2- 2	0- 1	0- 0	AWAY	0- 0	0- 0	2- 1				
2- 2	0- 0	0- 0	NEUTRAL	0- 0	0- 0	2- 2				
12- 5	0- 0	0- 0	CONFERENCE	0- 0	0- 0	12- 5				
8- 0	0- 0	0- 0	HOME	0- 0	0- 0	8- 0				
4- 4	0- 0	0- 0	AWAY	0- 0	0- 0	4- 4				
0- 1	0- 0	0- 0	NEUTRAL	0- 0	0- 0	0- 1				

RPI 1-25			RPI 26-50			RPI 51-100			RPI 101+ Team's RPI: 250		
RPI	S	Opponent	Score	RPI	S	Opponent	Score	RPI	S	Opponent	Score
25	A	Miami (FL)	47 55					145	H	Jacksonville	53 63
								179	A	Fla. Atlantic	60 82
								187	H	Stetson	38 62
								195	A	N.C. A&T	55 68
								195	H	N.C. A&T	65 41
								205	H	Brown	61 68
								207	A	Hampton	45 60
								231	H	Coppin St.	69 56
								242	N	Western Ill.	59 75
								257	H	Morgan St.	63 48
								271	N	Georgia St.	61 68
								280	A	UMES	71 76
								290	A	Florida A&M	48 53
								290	H	Florida A&M	67 60
								293	A	South Carolina St.	64 46
								293	H	South Carolina St.	65 50
								293	N	South Carolina St.	48 56
								295	N	Ga. Southern	65 49
								297	H	Savannah St.	50 44
								300	A	Western Caro.	66 59
								322	N	LIU Brooklyn	68 55
								324	H	Delaware St.	66 35
								326	A	North Florida	53 49
								327	A	Howard	81 77
								347	A	Norfolk St.	53 45
								348	A	N.C. Central	63 46
LAST 12 Division I GAMES:											
293	N	South Carolina St.	48 56	348	A	N.C. Central	63 46				
293	A	South Carolina St.	64 46	324	H	Delaware St.	66 35				
195	H	N.C. A&T	65 41	297	H	Savannah St.	50 44				
348	H	N.C. Central	62 50	290	H	Florida A&M	67 60				
290	A	Florida A&M	48 53	327	A	Howard	81 77				
195	A	N.C. A&T	55 68	280	A	UMES	71 76				

Non-Div I Games: Warner 100 28 Edward Waters 67 48

Bethune-Cookman

■ Loss,
 ■ Non-Conf,
 ■ S Site,
 ■ Home
 ■ A Away
 N Neutral

RPI	S	Opponent	Score
348	H	N.C. Central	62 50

B
e
t
h
u
n
e
-
C
o
o
k
m
a
n

B
e
t
h
u
n
e
-
C
o
o
k
m
a
n

Bethune-Cookman

Binghamton

Through Games Of March 12, 2016

Average RPI Win:	256	WON-LOST	WINNING	LAST 10	STRENGTH OF	OPP. STRENGTH	TEAM	ADJ.	CONF.	ADJ CONF.
Average RPI Loss:	143	RECORD	PCT. RANK	GAMES	SCHEDULE	OF SCHEDULE	RPI	RPI	RPI	RPI
DIV. I ONLY	11- 17	238	5- 5	163	250	223	223	16	16	
DIV. I NON-CONF.	2- 8	290	0- 0	250	306	307	307	18	18	
TOTALS	RPI 1-25	RPI 26-50	W-L RECORDS	RPI 51-100	RPI 101-150	RPI 150+				
11- 17	0- 0	0- 3	OVERALL	0- 4	0- 0	11- 10				
8- 4	0- 0	0- 2	HOME	0- 1	0- 0	8- 1				
3- 13	0- 0	0- 1	AWAY	0- 3	0- 0	3- 9				
0- 0	0- 0	0- 0	NEUTRAL	0- 0	0- 0	0- 0				
2- 8	0- 0	0- 0	NON-CONFERENCE	0- 2	0- 0	2- 6				
2- 0	0- 0	0- 0	HOME	0- 0	0- 0	2- 0				
0- 8	0- 0	0- 0	AWAY	0- 2	0- 0	0- 6				
0- 0	0- 0	0- 0	NEUTRAL	0- 0	0- 0	0- 0				
9- 9	0- 0	0- 3	CONFERENCE	0- 2	0- 0	9- 4				
6- 4	0- 0	0- 2	HOME	0- 1	0- 0	6- 1				
3- 5	0- 0	0- 1	AWAY	0- 1	0- 0	3- 3				
0- 0	0- 0	0- 0	NEUTRAL	0- 0	0- 0	0- 0				

RPI 1-25				RPI 26-50				RPI 51-100				RPI 101+				Team's RPI: 223	
RPI	S	Opponent	Score	RPI	S	Opponent	Score	RPI	S	Opponent	Score	RPI	S	Opponent	Score		
				44	A	Albany (NY)	58 64	60	A	Maine	37 69	159	A	Stony Brook	58 64		
				44	H	Albany (NY)	43 79	60	H	Maine	38 52	159	H	Stony Brook	54 47		
				44	H	Albany (NY)	47 59	78	A	Michigan	62 90	168	A	Xavier	55 64		
								98	A	Bucknell	46 76	169	A	Cornell	57 64		
												186	A	UMBC	51 62		
												186	H	UMBC	49 41		
												186	H	UMBC	70 56		
												191	A	Sacred Heart	60 69		
												205	A	Brown	65 67		
												221	A	Hartford	53 47		
												221	H	Hartford	39 41		
												227	A	Canisius	50 80		
												235	A	New Hampshire	49 64		
												235	H	New Hampshire	51 50		
												247	A	Columbia	64 71		
												277	A	Vermont	57 53		
												277	H	Vermont	66 52		
												294	H	Colgate	63 56		
												319	A	UMass Lowell	75 70		
												319	H	UMass Lowell	55 52		
												342	H	NJIT	54 50		
LAST 12 Division I GAMES:																	
				44	H	Albany (NY)	43 79	221	H	Hartford	39 41						
				186	H	UMBC	49 41	44	A	Albany (NY)	58 64						
				60	A	Maine	37 69	235	A	New Hampshire	49 64						
				186	H	UMBC	70 56	159	H	Stony Brook	54 47						
				319	H	UMass Lowell	55 52	60	H	Maine	38 52						
				277	H	Vermont	66 52	186	A	UMBC	51 62						

Non-Div I Games: Cedar Crest 74 18 Misericordia 73 44 Nyack 65 33

Binghamton

Loss, Non-Conf, S Site, H Home A Away N Neutral

[illegible]

Non-Div I Games: Concordia Portland 84 77 Cal St. L.A. 58 44

Page 30

Average RPI Win:	194	WON-LOST	WINNING	LAST 10	STRENGTH OF	OPP. STRENGTH	TEAM	ADJ.	CONF.	ADJ CONF.
Average RPI Loss:	54	RECORD	PCT. RANK	GAMES	SCHEDULE	OF SCHEDULE	RPI	RPI	RPI	RPI
DIV. I ONLY	15- 16	175	2- 8	68	47	120	120	4	4	
DIV. I NON-CONF.	12- 1	9	0- 0	255	132	61	61	5	5	
TOTALS	RPI 1-25	RPI 26-50	W-L RECORDS	RPI 51-100	RPI 101-150	RPI 150+				
15- 16	0- 7	0- 4	OVERALL	3- 1	2- 3	10- 1				
8- 7	0- 4	0- 0	HOME	1- 0	1- 2	6- 1				
5- 7	0- 3	0- 2	AWAY	1- 1	0- 1	4- 0				
2- 2	0- 0	0- 2	NEUTRAL	1- 0	1- 0	0- 0				
12- 1	0- 0	0- 1	NON-CONFERENCE	3- 0	0- 0	9- 0				
7- 0	0- 0	0- 0	HOME	1- 0	0- 0	6- 0				
4- 0	0- 0	0- 0	AWAY	1- 0	0- 0	3- 0				
1- 1	0- 0	0- 1	NEUTRAL	1- 0	0- 0	0- 0				
3- 15	0- 7	0- 3	CONFERENCE	0- 1	2- 3	1- 1				
1- 7	0- 4	0- 0	HOME	0- 0	1- 2	0- 1				
1- 7	0- 3	0- 2	AWAY	0- 1	0- 1	1- 0				
1- 1	0- 0	0- 1	NEUTRAL	0- 0	1- 0	0- 0				

RPI 1-25				RPI 26-50				RPI 51-100				RPI 101+ Team's RPI: 120			
RPI	S	Opponent	Score	RPI	S	Opponent	Score	RPI	S	Opponent	Score	RPI	S	Opponent	Score
1	A	Notre Dame	58 70	32	N	Oklahoma	61 76	60	H	Maine	55 48	111	H	Virginia	50 61
1	H	Notre Dame	50 63	47	A	Duke	51 71	67	A	Purdue	58 56	123	A	Virginia Tech	33 58
13	A	Syracuse	61 62	49	A	North Carolina St.	63 74	71	A	Georgia Tech	56 62	123	N	Virginia Tech	49 37
13	H	Syracuse	55 71	49	N	North Carolina St.	60 76	88	N	Utah	76 51	132	H	Pittsburgh	54 43
14	H	Louisville	45 55									143	H	Wake Forest	59 65
15	A	Florida St.	42 75									151	A	Northeastern	71 45
25	H	Miami (FL)	62 67									153	H	North Carolina	78 86
												157	H	Yale	73 60
												221	H	Hartford	62 28
												235	H	New Hampshire	71 51
												237	H	Bryant	74 59
												252	A	Clemson	67 64
												254	H	Holy Cross	60 51
												265	A	Providence	67 41
												319	H	UMass Lowell	66 55
												344	A	Boston U.	58 37
LAST 12 Division I GAMES:															
				49	N	North Carolina St.	60 76	111	H	Virginia	50 61				
				123	N	Virginia Tech	49 37	49	A	North Carolina St.	63 74				
				1	A	Notre Dame	58 70	153	H	North Carolina	78 86				
				13	H	Syracuse	55 71	25	H	Miami (FL)	62 67				
				14	H	Louisville	45 55	71	A	Georgia Tech	56 62				
				252	A	Clemson	67 64	13	A	Syracuse	61 62				

Non-Div I Games:

Boston College

■ Loss,
 ■ Non-Conf,
 ■ S Site,
 ■ H Home
 ■ A Away
 N Neutral

Season 01				Through Games Of March 11, 2010						
Average RPI Win:	268	WON-LOST	WINNING	LAST 10	STRENGTH OF	OPP. STRENGTH	TEAM	ADJ.	CONF.	ADJ CONF.
Average RPI Loss:	202	RECORD	PCT. RANK	GAMES	SCHEDULE	OF SCHEDULE	RPI	RPI	RPI	RPI
DIV. I ONLY	3- 27	342	2- 8	292	254	344	344	26	26	
DIV. I NON-CONF.	0- 11	338	0- 0	296	177	347	347	27	27	
TOTALS	RPI 1-25	RPI 26-50	W-L RECORDS	RPI 51-100	RPI 101-150	RPI 150+				
3- 27	0- 0	0- 1	OVERALL	0- 5	0- 1	3- 20				
2- 13	0- 0	0- 1	HOME	0- 2	0- 1	2- 9				
1- 14	0- 0	0- 0	AWAY	0- 0	0- 0	1- 5				
0- 0	0- 0	0- 0	NEUTRAL	0- 0	0- 0	0- 0				
0- 11	0- 0	0- 1	NON-CONFERENCE	0- 1	0- 1	0- 8				
0- 6	0- 0	0- 1	HOME	0- 0	0- 1	0- 4				
0- 5	0- 0	0- 0	AWAY	0- 1	0- 0	0- 4				
0- 0	0- 0	0- 0	NEUTRAL	0- 0	0- 0	0- 0				
3- 16	0- 0	0- 0	CONFERENCE	0- 4	0- 0	3- 12				
2- 7	0- 0	0- 0	HOME	0- 2	0- 0	2- 5				
1- 9	0- 0	0- 0	AWAY	0- 2	0- 0	1- 7				
0- 0	0- 0	0- 0	NEUTRAL	0- 0	0- 0	0- 0				

[illegible]

Non-Div I Games:

Boston U.

Loss, Non-Conf, S Site, H Home A Away N Neutral

Bowling Green

Through Games Of March 12, 2016

Average RPI Win:	264	WON-LOST	WINNING	LAST 10	STRENGTH OF	OPP. STRENGTH	TEAM	ADJ.	CONF.	ADJ CONF.
Average RPI Loss:	122	RECORD	PCT. RANK	GAMES	SCHEDULE	OF SCHEDULE	RPI	RPI	RPI	RPI
DIV. I ONLY	10- 18	253	2- 8	217	145	256	256	11	11	
DIV. I NON-CONF.	4- 5	193	0- 0	323	229	281	281	13	13	
TOTALS	RPI 1-25	RPI 26-50	W-L RECORDS	RPI 51-100	RPI 101-150	RPI 150+				
10- 18	0- 0	0- 1	OVERALL	1- 4	1- 10	8- 3				
6- 7	0- 0	0- 1	HOME	1- 2	0- 4	5- 0				
3- 10	0- 0	0- 0	AWAY	0- 2	0- 6	3- 2				
1- 1	0- 0	0- 0	NEUTRAL	0- 0	1- 0	0- 1				
4- 5	0- 0	0- 1	NON-CONFERENCE	0- 0	1- 1	3- 3				
3- 1	0- 0	0- 1	HOME	0- 0	0- 0	3- 0				
0- 3	0- 0	0- 0	AWAY	0- 0	0- 1	0- 2				
1- 1	0- 0	0- 0	NEUTRAL	0- 0	1- 0	0- 1				
6- 13	0- 0	0- 0	CONFERENCE	1- 4	0- 9	5- 0				
3- 6	0- 0	0- 0	HOME	1- 2	0- 4	2- 0				
3- 7	0- 0	0- 0	AWAY	0- 2	0- 5	3- 0				
0- 0	0- 0	0- 0	NEUTRAL	0- 0	0- 0	0- 0				

RPI 1-25				RPI 26-50				RPI 51-100				RPI 101+				Team's RPI: 256			
RPI	S	Opponent	Score	RPI	S	Opponent	Score	RPI	S	Opponent	Score	RPI	S	Opponent	Score				
				50	H	South Dakota St.	45 58					51	A	Ohio	58 75	106	A	Buffalo	52 55
												51	H	Ohio	57 72	106	A	Buffalo	44 60
												65	H	Ball St.	56 67	106	H	Buffalo	50 63
												68	A	Central Mich.	75 76	111	A	Virginia	39 68
												86	H	Eastern Mich.	67 63	117	A	Toledo	61 75
																117	H	Toledo	60 68
																124	A	Akron	61 71
																124	H	Akron	55 71
																145	N	Jacksonville	72 69
																150	A	Western Mich.	45 74
																150	H	Western Mich.	49 65
																189	N	Davidson	56 60
																243	A	Cincinnati	51 54
																263	A	Northern Ill.	58 43
																264	A	Cleveland St.	48 69
																283	A	Miami (OH)	64 58
																283	H	Miami (OH)	76 56
																299	H	Bradley	66 53
																318	A	Kent St.	65 55
																318	H	Kent St.	71 49
																320	H	Illinois St.	70 52
																329	H	Evansville	74 56
LAST 12 Division I GAMES:																			
				106	A	Buffalo	44 60					117	H	Toledo	60 68				
				124	A	Akron	61 71					106	H	Buffalo	50 63				
				51	A	Ohio	58 75					150	H	Western Mich.	49 65				
				283	H	Miami (OH)	76 56					68	A	Central Mich.	75 76				
				106	A	Buffalo	52 55					117	A	Toledo	61 75				
				318	A	Kent St.	65 55					86	H	Eastern Mich.	67 63				

Non-Div I Games:

Bowling Green

■ Loss,
 ■ Non-Conf,
 ■ S Site,
 ■ H Home
 ■ A Away
 N Neutral

Bradley

Through Games Of March 12, 2016

Average RPI Win: 297	WON-LOST	WINNING	LAST 10	STRENGTH OF	OPP. STRENGTH	TEAM	ADJ.	CONF.	ADJ CONF.
Average RPI Loss: 157	RECORD	PCT. RANK	GAMES	SCHEDULE	OF SCHEDULE	RPI	RPI	RPI	RPI
DIV. I ONLY	8- 22	289	3- 7	282	207	299	299	21	21
DIV. I NON-CONF.	3- 7	248	0- 0	277	178	270	270	17	17
TOTALS	RPI 1-25	RPI 26-50	W-L RECORDS	RPI 51-100	RPI 101-150	RPI 150+			
8- 22	0- 0	0- 1	OVERALL	0- 7	0- 5	8- 9			
4- 9	0- 0	0- 1	HOME	0- 2	0- 3	4- 3			
3- 12	0- 0	0- 0	AWAY	0- 4	0- 2	3- 6			
1- 1	0- 0	0- 0	NEUTRAL	0- 1	0- 0	1- 0			
3- 7	0- 0	0- 1	NON-CONFERENCE	0- 2	0- 1	3- 3			
1- 3	0- 0	0- 1	HOME	0- 0	0- 1	1- 1			
2- 4	0- 0	0- 0	AWAY	0- 2	0- 0	2- 2			
0- 0	0- 0	0- 0	NEUTRAL	0- 0	0- 0	0- 0			
5- 15	0- 0	0- 0	CONFERENCE	0- 5	0- 4	5- 6			
3- 6	0- 0	0- 0	HOME	0- 2	0- 2	3- 2			
1- 8	0- 0	0- 0	AWAY	0- 2	0- 2	1- 4			
1- 1	0- 0	0- 0	NEUTRAL	0- 1	0- 0	1- 0			

B
r
a
d
l
e
yB
r
a
d
l
e
y

RPI 1-25			RPI 26-50			RPI 51-100			RPI 101+			Team's RPI: 299			
RPI	S	Opponent	Score	RPI	S	Opponent	Score	RPI	S	Opponent	Score	RPI	S	Opponent	Score
				32	H	Oklahoma	46 79	54	A	Saint Louis	58 75	110	A	Drake	45 78
								58	A	Iowa	53 60	110	H	Drake	64 76
								87	A	Missouri St.	56 59	138	A	Southern Ill.	49 75
								87	H	Missouri St.	44 55	138	H	Southern Ill.	51 65
								91	A	UNI	41 65	150	H	Western Mich.	59 72
								91	H	UNI	47 55	158	A	Detroit	75 67
								91	N	UNI	45 46	175	A	Loyola Chicago	63 69
												175	H	Loyola Chicago	54 67
												229	A	Indiana St.	37 59
												229	H	Indiana St.	59 68
												249	H	Ill.-Chicago	56 66
												256	A	Bowling Green	53 66
												263	A	Northern Ill.	64 68
												301	A	Wichita St.	55 50
												301	H	Wichita St.	50 44
												301	N	Wichita St.	56 51
												318	H	Kent St.	68 60
												320	A	Illinois St.	49 54
												320	H	Illinois St.	52 38
												329	A	Evansville	46 62
												329	H	Evansville	66 52
												345	A	Chicago St.	66 60
LAST 12 Division I GAMES:															
				91	N	UNI	45 46	229	H	Indiana St.	59 68				
				301	N	Wichita St.	56 51	87	A	Missouri St.	56 59				
				175	A	Loyola Chicago	63 69	301	A	Wichita St.	55 50				
				110	A	Drake	45 78	138	H	Southern Ill.	51 65				
				91	A	UNI	41 65	329	H	Evansville	66 52				
				320	H	Illinois St.	52 38	91	H	UNI	47 55				

Non-Div I Games: Eureka 87 47

Bradley

■ Loss,
 ■ Non-Conf,
 ■ S Site,
 ■ Home
 ■ A Away
 N Neutral

Average RPI Win:	258	WON-LOST	WINNING	LAST 10	STRENGTH OF	OPP. STRENGTH	TEAM	ADJ.	CONF.	ADJ CONF.
Average RPI Loss:	140	RECORD	PCT. RANK	GAMES	SCHEDULE	OF SCHEDULE	RPI	RPI	RPI	RPI
DIV. I ONLY	13- 13	165	3- 7	276	183	205	205	10	10	
DIV. I NON-CONF.	10- 2	33	0- 0	341	341	153	153	12	12	
TOTALS	RPI 1-25	RPI 26-50	W-L RECORDS	RPI 51-100	RPI 101-150	RPI 150+				
13- 13	0- 0	0- 4	OVERALL	0- 2	0- 0	13- 7				
7- 5	0- 0	0- 2	HOME	0- 1	0- 0	7- 2				
6- 8	0- 0	0- 2	AWAY	0- 1	0- 0	6- 5				
0- 0	0- 0	0- 0	NEUTRAL	0- 0	0- 0	0- 0				
10- 2	0- 0	0- 0	NON-CONFERENCE	0- 0	0- 0	10- 2				
5- 0	0- 0	0- 0	HOME	0- 0	0- 0	5- 0				
5- 2	0- 0	0- 0	AWAY	0- 0	0- 0	5- 2				
0- 0	0- 0	0- 0	NEUTRAL	0- 0	0- 0	0- 0				
3- 11	0- 0	0- 4	CONFERENCE	0- 2	0- 0	3- 5				
2- 5	0- 0	0- 2	HOME	0- 1	0- 0	2- 2				
1- 6	0- 0	0- 2	AWAY	0- 1	0- 0	1- 3				
0- 0	0- 0	0- 0	NEUTRAL	0- 0	0- 0	0- 0				

RPI S	Opponent	Score	RPI S	Opponent	Score	RPI S	Opponent	Score	RPI S	Opponent	Score	Team's RPI: 205
26	A Penn	49 66	26	H Penn	59 69	96	A Harvard	79 92	157	A Yale	54 81	
36	A Princeton	53 72	36	H Princeton	57 83	96	H Harvard	79 87	157	H Yale	39 48	
									169	A Cornell	70 85	
									169	H Cornell	91 69	
									214	H Rhode Island	67 63	
									217	A Dartmouth	56 60	
									217	H Dartmouth	50 63	
									223	H Binghamton	67 65	
									237	A Bryant	84 67	
									247	A Columbia	73 63	
									247	H Columbia	91 64	
									248	A Manhattan	56 80	
									250	A Bethune-Cookman	68 61	
									257	H Morgan St.	72 45	
									265	H Providence	57 47	
									277	H Vermont	71 54	
									313	A Fairleigh Dickinson	63 48	
									318	A Kent St.	62 57	
									338	A Saint Peter's	67 79	
									342	A NJIT	74 49	
LAST 12 Division I GAMES:												
169	H Cornell	91 69	217	H Dartmouth	50 63							
247	H Columbia	91 64	96	H Harvard	79 87							
96	A Harvard	79 92	247	A Columbia	73 63							
217	A Dartmouth	56 60	169	A Cornell	70 85							
36	H Princeton	57 83	26	A Penn	49 66							
26	H Penn	59 69	36	A Princeton	53 72							

Non-Div I Games: Mount Ida 114 28 Rhode Island Col. 90 35

Brown

Average RPI Loss: 194

Average RPI Win:	293	WON-LOST	WINNING	LAST 10	STRENGTH OF	OPP. STRENGTH	TEAM	ADJ.	CONF.	ADJ CONF.
Average RPI Loss:	194	RECORD	PCT. RANK	GAMES	SCHEDULE	OF SCHEDULE	RPI	RPI	RPI	RPI
DIV. I ONLY	18- 13	127	5- 5	332	335	237	237	31	31	
DIV. I NON-CONF.	3- 8	258	0- 0	288	210	301	301	32	32	
TOTALS	RPI 1-25	RPI 26-50	W-L RECORDS	RPI 51-100	RPI 101-150	RPI 150+				
18- 13	0- 0	0- 1	OVERALL	0- 1	0- 1	18- 10				
10- 6	0- 0	0- 0	HOME	0- 0	0- 0	10- 6				
8- 7	0- 0	0- 1	AWAY	0- 1	0- 1	8- 4				
0- 0	0- 0	0- 0	NEUTRAL	0- 0	0- 0	0- 0				
3- 8	0- 0	0- 1	NON-CONFERENCE	0- 1	0- 1	3- 5				
2- 3	0- 0	0- 0	HOME	0- 0	0- 0	2- 3				
1- 5	0- 0	0- 1	AWAY	0- 1	0- 1	1- 2				
0- 0	0- 0	0- 0	NEUTRAL	0- 0	0- 0	0- 0				
15- 5	0- 0	0- 0	CONFERENCE	0- 0	0- 0	15- 5				
8- 3	0- 0	0- 0	HOME	0- 0	0- 0	8- 3				
7- 2	0- 0	0- 0	AWAY	0- 0	0- 0	7- 2				
0- 0	0- 0	0- 0	NEUTRAL	0- 0	0- 0	0- 0				

RPI 1-25				RPI 26-50				RPI 51-100				RPI 101+ Team's RPI: 237			
RPI	S	Opponent	Score	RPI	S	Opponent	Score	RPI	S	Opponent	Score	RPI	S	Opponent	Score
				39	A	Seton Hall	57 93	60	A	Maine	38 76	120	A	Boston College	59 74
												169	H	Cornell	62 70
												191	A	Sacred Heart	61 59
												191	H	Sacred Heart	60 64
												196	A	Robert Morris	53 55
												196	H	Robert Morris	59 72
												196	H	Robert Morris	71 65
												205	H	Brown	67 84
												224	H	Massachusetts	69 86
												235	H	New Hampshire	55 42
												254	A	Holy Cross	64 65
												262	A	Saint Francis (PA)	72 85
												262	H	Saint Francis (PA)	84 72
												265	A	Providence	78 88
												276	A	Central Conn. St.	65 53
												276	H	Central Conn. St.	70 56
												277	H	Vermont	68 52
												313	A	Fairleigh Dickinson	70 41
												313	H	Fairleigh Dickinson	74 52
												316	A	Mt. St. Mary's	70 59
												316	H	Mt. St. Mary's	86 52
												319	A	UMass Lowell	83 64
												322	A	LIU Brooklyn	62 53
												322	H	LIU Brooklyn	63 55
												322	H	LIU Brooklyn	70 56
												335	A	St. Francis Brooklyn	70 42
LAST 12 Division I GAMES:															
				196	H	Robert Morris	59 72	335	H	St. Francis Brooklyn	57 58				
				322	H	LIU Brooklyn	70 56	343	H	Wagner	94 67				
				313	H	Fairleigh Dickinson	74 52	262	A	Saint Francis (PA)	72 85				
				322	A	LIU Brooklyn	62 53	196	A	Robert Morris	53 55				
				191	H	Sacred Heart	60 64	276	A	Central Conn. St.	65 53				
				316	H	Mt. St. Mary's	86 52	191	A	Sacred Heart	61 59				

Non-Div I Games:

Bryant

Loss, Non-Conf, S Site, H Home A Away N Neutral

B
r
y
a
n
t

RPI S Opponent Score

Through Games Of March 12, 2016

RPI	S	Opponent	Score
335	H	St. Francis Brooklyn	57 58
343	A	Wagner	82 71
343	H	Wagner	94 67

B
r
y
a
n
t

Bryant

Average RPI Win: 256		WON-LOST	WINNING	LAST 10	STRENGTH OF	OPP. STRENGTH	TEAM	ADJ.	CONF.	ADJ CONF.
Average RPI Loss: 152		RECORD	PCT. RANK	GAMES	SCHEDULE	OF SCHEDULE	RPI	RPI	RPI	RPI
DIV. I ONLY		24- 7	33	9- 1	270	289	98	98	26	26
DIV. I NON-CONF.		6- 5	146	0- 0	207	288	157	157	27	27
TOTALS	RPI 1-25		RPI 26-50		W-L RECORDS		RPI 51-100		RPI 101-150	RPI 150+
24- 7	0- 1		0- 0		OVERALL		1- 1		0- 1	23- 4
14- 1	0- 0		0- 0		HOME		1- 0		0- 1	13- 0
10- 5	0- 1		0- 0		AWAY		0- 1		0- 0	10- 3
0- 1	0- 0		0- 0		NEUTRAL		0- 0		0- 0	0- 1
6- 5	0- 1		0- 0		NON-CONFERENCE		0- 0		0- 1	6- 3
4- 1	0- 0		0- 0		HOME		0- 0		0- 1	4- 0
2- 4	0- 1		0- 0		AWAY		0- 0		0- 0	2- 3
0- 0	0- 0		0- 0		NEUTRAL		0- 0		0- 0	0- 0
18- 2	0- 0		0- 0		CONFERENCE		1- 1		0- 0	17- 1
10- 0	0- 0		0- 0		HOME		1- 0		0- 0	9- 0
8- 1	0- 0		0- 0		AWAY		0- 1		0- 0	8- 0
0- 1	0- 0		0- 0		NEUTRAL		0- 0		0- 0	0- 1

RPI 1-25			
RPI	S	Opponent	Score
1	A	Notre Dame	54 85

RPI 26-50			
RPI	S	Opponent	Score

RPI 51-100			
RPI	S	Opponent	Score
61	A	Army West Point	63 68
61	H	Army West Point	79 69

Team's RPI: 98			
RPI	S	Opponent	Score
130	H	Youngstown St.	47 55
152	H	Delaware	80 51
186	A	UMBC	52 65
203	A	Loyola Maryland	64 42
203	H	Loyola Maryland	71 64
203	N	Loyola Maryland	53 65
212	A	Lehigh	67 54
212	H	Lehigh	80 77
223	H	Binghamton	76 46
227	A	Canisius	56 61
236	A	Navy	51 41
236	H	Navy	64 52
248	A	Manhattan	61 56
254	A	Holy Cross	58 51
254	H	Holy Cross	74 64
257	A	Morgan St.	50 64
264	A	Cleveland St.	59 57
273	A	American	66 60
273	H	American	60 54
273	H	American	73 65
294	A	Colgate	71 51
294	H	Colgate	79 60
313	H	Fairleigh Dickinson	72 62
316	H	Mt. St. Mary's	71 45
330	A	Lafayette	68 59
330	H	Lafayette	69 55

LAST 12 Division I GAMES:			
203	N	Loyola Maryland	53 65
273	H	American	73 65
330	A	Lafayette	68 59
236	H	Navy	64 52
330	H	Lafayette	69 55
344	A	Boston U.	72 59
203	A	Loyola Maryland	64 42
294	H	Colgate	79 60
212	A	Lehigh	67 54
254	H	Holy Cross	74 64
273	H	American	60 54
61	A	Army West Point	63 68

Non-Div I Games:

Bucknell

■ Loss, ■ Non-Conf, S Site, H Home A Away N Neutral

B
u
c
k
n
e
l
l

RPI S Opponent Score

Through Games Of March 12, 2016

RPI	S	Opponent	Score	
344	A	Boston U.	72	59
344	H	Boston U.	74	56

B
u
c
k
n
e
l
l

Bucknell

Buffalo

Through Games Of March 12, 2016

Average RPI Win:	203	WON-LOST	WINNING	LAST 10	STRENGTH OF	OPP. STRENGTH	TEAM	ADJ.	CONF.	ADJ CONF.
Average RPI Loss:	115	RECORD	PCT. RANK	GAMES	SCHEDULE	OF SCHEDULE	RPI	RPI	RPI	RPI
DIV. I ONLY	20- 13	113	8- 2	113	156	106	106	11	11	
DIV. I NON-CONF.	8- 3	77	0- 0	210	226	102	102	13	13	
TOTALS	RPI 1-25	RPI 26-50	W-L RECORDS	RPI 51-100	RPI 101-150	RPI 150+				
20- 13	0- 1	0- 1	OVERALL	5- 5	1- 4	14- 2				
9- 5	0- 1	0- 0	HOME	2- 2	0- 2	7- 0				
7- 8	0- 0	0- 1	AWAY	1- 3	0- 2	6- 2				
4- 0	0- 0	0- 0	NEUTRAL	2- 0	1- 0	1- 0				
8- 3	0- 1	0- 1	NON-CONFERENCE	0- 1	0- 0	8- 0				
3- 1	0- 1	0- 0	HOME	0- 0	0- 0	3- 0				
4- 2	0- 0	0- 1	AWAY	0- 1	0- 0	4- 0				
1- 0	0- 0	0- 0	NEUTRAL	0- 0	0- 0	1- 0				
12- 10	0- 0	0- 0	CONFERENCE	5- 4	1- 4	6- 2				
6- 4	0- 0	0- 0	HOME	2- 2	0- 2	4- 0				
3- 6	0- 0	0- 0	AWAY	1- 2	0- 2	2- 2				
3- 0	0- 0	0- 0	NEUTRAL	2- 0	1- 0	0- 0				

RPI 1-25				RPI 26-50				RPI 51-100				RPI 101+ Team's RPI: 106			
RPI	S	Opponent	Score	RPI	S	Opponent	Score	RPI	S	Opponent	Score	RPI	S	Opponent	Score
18	H	Duquesne	62 79	34	A	St. Bonaventure	32 59	51	A	Ohio	70 58	117	A	Toledo	60 71
								51	H	Ohio	51 43	124	A	Akron	49 62
								51	N	Ohio	72 60	124	H	Akron	61 69
								65	A	Ball St.	63 68	124	N	Akron	88 87
								65	H	Ball St.	57 59	150	H	Western Mich.	78 92
								68	H	Central Mich.	67 61	169	H	Cornell	59 41
								68	N	Central Mich.	73 71	191	A	Sacred Heart	66 53
								75	A	Hofstra	36 79	224	A	Massachusetts	56 48
								86	A	Eastern Mich.	56 67	227	H	Canisius	54 40
								86	H	Eastern Mich.	55 70	252	N	Clemson	61 51
												256	A	Bowling Green	63 50
												256	H	Bowling Green	60 44
												256	H	Bowling Green	55 52
												263	A	Northern Ill.	74 76
												275	A	UCF	66 60
												283	A	Miami (OH)	58 69
												283	H	Miami (OH)	58 39
												291	A	Niagara	57 48
												318	A	Kent St.	77 66
												318	H	Kent St.	63 47
												322	H	LIU Brooklyn	55 38
LAST 12 Division I GAMES:															
		68	N	Central Mich.	73	71		51	A	Ohio	70	58			
		124	N	Akron	88	87		256	H	Bowling Green	55	52			
		51	N	Ohio	72	60		283	H	Miami (OH)	58	39			
		256	H	Bowling Green	60	44		86	H	Eastern Mich.	55	70			
		318	H	Kent St.	63	47		256	A	Bowling Green	63	50			
		124	A	Akron	49	62		117	A	Toledo	60	71			

Non-Div I Games:

Buffalo

■ Loss,
■ Non-Conf, S Site,
■ Home
■ Away
N Neutral

Average RPI Loss: 79

Average RPI Win:	186	WON-LOST	WINNING	LAST 10	STRENGTH OF	OPP. STRENGTH	TEAM	ADJ.	CONF.	ADJ CONF.
Average RPI Loss:	79	RECORD	PCT. RANK	GAMES	SCHEDULE	OF SCHEDULE	RPI	RPI	RPI	RPI
DIV. I ONLY	10- 21	268	3- 7	79	63	183	183	6	6	
DIV. I NON-CONF.	5- 6	180	0- 0	136	21	142	142	6	6	

TOTALS	RPI 1-25		RPI 26-50	W-L RECORDS	RPI 51-100	RPI 101-150		RPI 150+		
10- 21	0- 2		1- 7	OVERALL	0- 6	3- 3		6- 3		
6- 7	0- 1		1- 2	HOME	0- 2	3- 1		2- 1		
2- 14	0- 1		0- 5	AWAY	0- 4	0- 2		2- 2		
2- 0	0- 0		0- 0	NEUTRAL	0- 0	0- 0		2- 0		
5- 6	0- 2		0- 1	NON-CONFERENCE	0- 2	2- 0		3- 1		
3- 1	0- 1		0- 0	HOME	0- 0	2- 0		1- 0		
1- 5	0- 1		0- 1	AWAY	0- 2	0- 0		1- 1		
1- 0	0- 0		0- 0	NEUTRAL	0- 0	0- 0		1- 0		
5- 15	0- 0		1- 6	CONFERENCE	0- 4	1- 3		3- 2		
3- 6	0- 0		1- 2	HOME	0- 2	1- 1		1- 1		
1- 9	0- 0		0- 4	AWAY	0- 2	0- 2		1- 1		
1- 0	0- 0		0- 0	NEUTRAL	0- 0	0- 0		1- 0		

RPI 1-25					
RPI	S	Opponent	Score		
20	A	South Fla.	77	87	
21	H	Green Bay	46	55	
RPI 26-50					
RPI	S	Opponent	Score		
29	A	DePaul	63	102	
29	A	DePaul	49	76	
29	H	DePaul	54	61	
39	A	Seton Hall	77	98	
39	H	Seton Hall	67	72	
40	A	Chattanooga	49	60	
42	A	St. John's (NY)	41	68	
42	H	St. John's (NY)	62	58	
RPI 51-100					
RPI	S	Opponent	Score		
55	A	Villanova	46	66	
55	H	Villanova	45	57	
65	A	Ball St.	50	58	
99	A	Marquette	69	76	
99	H	Marquette	64	80	
100	A	Wright St.	53	66	
RPI 101+ Team's RPI: 183					
RPI	S	Opponent	Score		
102	A	Georgetown	35	49	
102	H	Georgetown	82	76	
109	H	TCU	65	53	
115	A	Creighton	49	77	
115	H	Creighton	42	52	
141	H	Arkansas	63	57	
168	A	Xavier	47	55	
168	H	Xavier	63	73	
168	N	Xavier	48	47	
229	A	Indiana St.	63	70	
239	H	Valparaiso	72	53	
252	N	Clemson	54	50	
265	A	Providence	77	67	
265	H	Providence	65	50	
275	A	UCF	71	63	
LAST 12 Division I GAMES:					
29	A	DePaul	49	76	29 A DePaul 63 102
168	N	Xavier	48	47	99 A Marquette 69 76
55	A	Villanova	46	66	265 H Providence 65 50
102	A	Georgetown	35	49	115 H Creighton 42 52
42	H	St. John's (NY)	62	58	168 A Xavier 47 55
39	H	Seton Hall	67	72	39 A Seton Hall 77 98

Non-Div I Games:

Butler

Loss, Non-Conf, S Site, H Home A Away N Neutral

CSU Bakersfield

Through Games Of March 12, 2016

Average RPI Win:	263	WON-LOST	WINNING	LAST 10	STRENGTH OF	OPP. STRENGTH	TEAM	ADJ.	CONF.	ADJ CONF.
Average RPI Loss:	127	RECORD	PCT. RANK	GAMES	SCHEDULE	OF SCHEDULE	RPI	RPI	RPI	RPI
DIV. I ONLY	12- 19	242	7- 3	134	195	216	216	28	28	
DIV. I NON-CONF.	3- 12	290	0- 0	37	30	218	218	25	25	
TOTALS	RPI 1-25	RPI 26-50	W-L RECORDS	RPI 51-100	RPI 101-150	RPI 150+				
12- 19	0- 5	0- 0	OVERALL	0- 3	0- 3	12- 8				
7- 6	0- 0	0- 0	HOME	0- 1	0- 1	7- 4				
4- 10	0- 3	0- 0	AWAY	0- 2	0- 2	4- 3				
1- 3	0- 2	0- 0	NEUTRAL	0- 0	0- 0	1- 1				
3- 12	0- 5	0- 0	NON-CONFERENCE	0- 1	0- 3	3- 3				
3- 3	0- 0	0- 0	HOME	0- 0	0- 1	3- 2				
0- 7	0- 3	0- 0	AWAY	0- 1	0- 2	0- 1				
0- 2	0- 2	0- 0	NEUTRAL	0- 0	0- 0	0- 0				
9- 7	0- 0	0- 0	CONFERENCE	0- 2	0- 0	9- 5				
4- 3	0- 0	0- 0	HOME	0- 1	0- 0	4- 2				
4- 3	0- 0	0- 0	AWAY	0- 1	0- 0	4- 2				
1- 1	0- 0	0- 0	NEUTRAL	0- 0	0- 0	1- 1				

RPI 1-25				RPI 26-50				RPI 51-100				RPI 101+ Team's RPI: 216			
RPI	S	Opponent	Score	RPI	S	Opponent	Score	RPI	S	Opponent	Score	RPI	S	Opponent	Score
4	N	South Carolina	71 90					66	A	UC Riverside	61 81	105	A	Hawaii	60 74
5	A	Oregon St.	51 75					94	A	New Mexico St.	63 86	105	H	Hawaii	55 65
9	A	Stanford	41 83					94	H	New Mexico St.	59 67	107	A	Fresno St.	52 57
10	A	UCLA	68 82									178	H	Pacific	74 80
11	N	Arizona St.	47 60									180	A	UTRGV	46 60
												180	H	UTRGV	80 66
												180	N	UTRGV	72 73
												190	H	Cal Poly	57 52
												201	H	San Jose St.	90 88
												204	A	Utah Valley	53 72
												204	H	Utah Valley	61 54
												232	A	Grand Canyon	76 67
												232	H	Grand Canyon	51 61
												266	H	Pepperdine	73 76
												267	A	UC Santa Barbara	60 61
												272	A	Seattle	66 52
												272	H	Seattle	76 68
												272	N	Seattle	62 54
												305	A	UMKC	78 68
												305	H	UMKC	40 56
												336	H	UC Irvine	65 39
												345	A	Chicago St.	74 61
												345	H	Chicago St.	76 43
LAST 12 Division I GAMES:															
		180	N	UTRGV	72	73				204	A	Utah Valley	53	72	
		272	N	Seattle	62	54				345	A	Chicago St.	74	61	
		272	A	Seattle	66	52				305	A	UMKC	78	68	
		232	A	Grand Canyon	76	67				204	H	Utah Valley	61	54	
		180	H	UTRGV	80	66				232	H	Grand Canyon	51	61	
		94	H	New Mexico St.	59	67				94	A	New Mexico St.	63	86	

Non-Div I Games:

CSU Bakersfield

Loss, Non-Conf, S Site, H Home A Away N Neutral

Average RPI Win: 269	WON-LOST	WINNING	LAST 10	STRENGTH OF	OPP. STRENGTH	TEAM	ADJ.	CONF.	ADJ CONF.
Average RPI Loss: 156	RECORD	PCT. RANK	GAMES	SCHEDULE	OF SCHEDULE	RPI	RPI	RPI	RPI
DIV. I ONLY	7- 24	307	2- 8	254	177	302	302	22	22
DIV. I NON-CONF.	2- 12	311	0- 0	240	57	299	299	21	21
TOTALS	RPI 1-25	RPI 26-50	W-L RECORDS	RPI 51-100	RPI 101-150	RPI 150+			
7- 24	0- 1	0- 1	OVERALL	0- 6	2- 4	5- 12			
4- 9	0- 0	0- 1	HOME	0- 2	2- 1	2- 5			
3- 14	0- 1	0- 0	AWAY	0- 4	0- 3	3- 6			
0- 1	0- 0	0- 0	NEUTRAL	0- 0	0- 0	0- 1			
2- 12	0- 1	0- 1	NON-CONFERENCE	0- 4	1- 1	1- 5			
1- 4	0- 0	0- 1	HOME	0- 1	1- 0	0- 2			
1- 8	0- 1	0- 0	AWAY	0- 3	0- 1	1- 3			
0- 0	0- 0	0- 0	NEUTRAL	0- 0	0- 0	0- 0			
5- 12	0- 0	0- 0	CONFERENCE	0- 2	1- 3	4- 7			
3- 5	0- 0	0- 0	HOME	0- 1	1- 1	2- 3			
2- 6	0- 0	0- 0	AWAY	0- 1	0- 2	2- 3			
0- 1	0- 0	0- 0	NEUTRAL	0- 0	0- 0	0- 1			

RPI 1-25				RPI 26-50				RPI 51-100				RPI 101+ Team's RPI: 302			
RPI	S	Opponent	Score	RPI	S	Opponent	Score	RPI	S	Opponent	Score	RPI	S	Opponent	Score
11	A	Arizona St.	46 69	35	H	Georgia	58 83	53	H	St. Mary's (CA)	59 93	105	A	Hawaii	50 77
								66	A	UC Riverside	76 83	105	H	Hawaii	63 60
								66	H	UC Riverside	62 84	121	A	Idaho	50 106
								81	A	San Diego	64 86	135	A	Long Beach St.	71 74
								83	A	California	44 106	135	H	Long Beach St.	69 79
								88	A	Utah	56 97	137	H	Penn St.	81 73
												166	A	UC Davis	50 57
												166	H	UC Davis	52 75
												171	A	Eastern Wash.	59 70
												190	A	Cal Poly	62 66
												190	H	Cal Poly	66 77
												190	N	Cal Poly	51 72
												238	H	San Diego St.	65 67
												267	A	UC Santa Barbara	58 70
												267	H	UC Santa Barbara	49 65
												272	H	Seattle	56 62
												292	A	Portland	68 62
												321	A	Portland St.	77 83
												333	A	Southern Utah	65 67
												336	A	UC Irvine	83 64
												336	H	UC Irvine	62 48
												339	A	Cal St. Fullerton	82 71
												339	H	Cal St. Fullerton	79 52
LAST 12 Division I GAMES:															
				190	N	Cal Poly	51 72					267	A	UC Santa Barbara	58 70
				135	H	Long Beach St.	69 79					336	H	UC Irvine	62 48
				339	A	Cal St. Fullerton	82 71					66	A	UC Riverside	76 83
				166	A	UC Davis	50 57					135	A	Long Beach St.	71 74
				66	H	UC Riverside	62 84					339	H	Cal St. Fullerton	79 52
				190	H	Cal Poly	66 77					336	A	UC Irvine	83 64

Non-Div I Games:

CSUN

■ Loss,
 ■ Non-Conf,
 ■ S Site,
 ■ Home
 ■ Away
 N Neutral

Average RPI Win: 257	WON-LOST	WINNING	LAST 10	STRENGTH OF	OPP. STRENGTH	TEAM	ADJ.	CONF.	ADJ CONF.
Average RPI Loss: 122	RECORD	PCT. RANK	GAMES	SCHEDULE	OF SCHEDULE	RPI	RPI	RPI	RPI
DIV. I ONLY	15- 16	175	5- 5	188	230	190	190	22	22
DIV. I NON-CONF.	7- 6	156	0- 0	92	123	113	113	21	21
TOTALS	RPI 1-25	RPI 26-50	W-L RECORDS	RPI 51-100	RPI 101-150	RPI 150+			
15- 16	0- 1	0- 0	OVERALL	1- 5	1- 5	13- 5			
8- 5	0- 0	0- 0	HOME	0- 2	1- 2	7- 1			
6- 9	0- 1	0- 0	AWAY	1- 3	0- 2	5- 3			
1- 2	0- 0	0- 0	NEUTRAL	0- 0	0- 1	1- 1			
7- 6	0- 1	0- 0	NON-CONFERENCE	1- 3	1- 0	5- 2			
4- 1	0- 0	0- 0	HOME	0- 1	1- 0	3- 0			
3- 4	0- 1	0- 0	AWAY	1- 2	0- 0	2- 1			
0- 1	0- 0	0- 0	NEUTRAL	0- 0	0- 0	0- 1			
8- 10	0- 0	0- 0	CONFERENCE	0- 2	0- 5	8- 3			
4- 4	0- 0	0- 0	HOME	0- 1	0- 2	4- 1			
3- 5	0- 0	0- 0	AWAY	0- 1	0- 2	3- 2			
1- 1	0- 0	0- 0	NEUTRAL	0- 0	0- 1	1- 0			

RPI 1-25				RPI 26-50				RPI 51-100				RPI 101+ Team's RPI: 190			
RPI	S	Opponent	Score	RPI	S	Opponent	Score	RPI	S	Opponent	Score	RPI	S	Opponent	Score
5	A	Oregon St.	43 80					53	A	St. Mary's (CA)	83 87	105	A	Hawaii	47 68
								64	H	Santa Clara	63 69	105	H	Hawaii	58 64
								66	A	UC Riverside	83 93	107	H	Fresno St.	64 60
								66	H	UC Riverside	62 75	135	A	Long Beach St.	53 65
								72	A	San Francisco	62 61	135	H	Long Beach St.	56 61
								83	A	California	57 82	135	N	Long Beach St.	52 54
												162	H	Montana St.	66 57
												166	A	UC Davis	71 82
												166	H	UC Davis	57 75
												172	H	Sacramento St.	97 72
												180	N	UTRGV	58 66
												216	A	CSU Bakersfield	52 57
												244	H	Loyola Marymount	70 58
												266	A	Pepperdine	61 47
												267	A	UC Santa Barbara	67 78
												267	H	UC Santa Barbara	66 60
												302	A	CSUN	77 66
												302	H	CSUN	66 62
												302	N	CSUN	72 51
												311	A	A&M-Corpus Christi	56 45
												336	A	UC Irvine	72 54
												336	H	UC Irvine	50 38
												339	A	Cal St. Fullerton	63 57
												339	H	Cal St. Fullerton	51 46
LAST 12 Division I GAMES:															
135	N	Long Beach St.	52 54	339	A	Cal St. Fullerton	63 57								
302	N	CSUN	72 51	66	H	UC Riverside	62 75								
105	A	Hawaii	47 68	166	A	UC Davis	71 82								
267	H	UC Santa Barbara	66 60	336	H	UC Irvine	50 38								
135	H	Long Beach St.	56 61	105	H	Hawaii	58 64								
302	A	CSUN	77 66	135	A	Long Beach St.	53 65								

Non-Div I Games:

Cal Poly

■ Loss,
 ■ Non-Conf,
 ■ S Site,
 ■ Home
 ■ A Away
 N Neutral

Average RPI Win:	300	WON-LOST	WINNING	LAST 10	STRENGTH OF	OPP. STRENGTH	TEAM	ADJ.	CONF.	ADJ CONF.
Average RPI Loss:	196	RECORD	PCT. RANK	GAMES	SCHEDULE	OF SCHEDULE	RPI	RPI	RPI	RPI
DIV. I ONLY	3- 27	342	1- 9	284	292	339	339	22	22	
DIV. I NON-CONF.	2- 12	311	0- 0	282	335	334	334	21	21	
TOTALS	RPI 1-25	RPI 26-50	W-L RECORDS	RPI 51-100	RPI 101-150	RPI 150+				
3- 27	0- 0	0- 0	OVERALL	0- 3	0- 4	3- 20				
1- 13	0- 0	0- 0	HOME	0- 2	0- 2	1- 9				
2- 13	0- 0	0- 0	AWAY	0- 1	0- 2	2- 10				
0- 1	0- 0	0- 0	NEUTRAL	0- 0	0- 0	0- 1				
2- 12	0- 0	0- 0	NON-CONFERENCE	0- 1	0- 0	2- 11				
1- 5	0- 0	0- 0	HOME	0- 1	0- 0	1- 4				
1- 6	0- 0	0- 0	AWAY	0- 0	0- 0	1- 6				
0- 1	0- 0	0- 0	NEUTRAL	0- 0	0- 0	0- 1				
1- 15	0- 0	0- 0	CONFERENCE	0- 2	0- 4	1- 9				
0- 8	0- 0	0- 0	HOME	0- 1	0- 2	0- 5				
1- 7	0- 0	0- 0	AWAY	0- 1	0- 2	1- 4				
0- 0	0- 0	0- 0	NEUTRAL	0- 0	0- 0	0- 0				

[illegible]

Non-Div I Games:

Cal St. Fullerton

Loss, Non-Conf, S Site, H Home A Away N Neutral

RPI	S	Opponent	Score
336	H	UC Irvine	58 62

Cal St. Fullerton
t
o
n

C
a
l
S
t
.
F
u
l
l
e
r
t
o
n

C
a
l
S
t
.
F
u
l
l
e
r
t
o
n

California

Through Games Of March 12, 2016

Average RPI Win:	123	WON-LOST	WINNING	LAST 10	STRENGTH OF	OPP. STRENGTH	TEAM	ADJ.	CONF.	ADJ CONF.
Average RPI Loss:	48	RECORD	PCT. RANK	GAMES	SCHEDULE	OF SCHEDULE	RPI	RPI	RPI	RPI
DIV. I ONLY	15- 17	187	4- 6	8	8	83	83	1	1	
DIV. I NON-CONF.	8- 2	51	0- 0	44	79	38	38	1	1	
TOTALS	RPI 1-25	RPI 26-50	W-L RECORDS	RPI 51-100	RPI 101-150	RPI 150+				
15- 17	3- 9	0- 1	OVERALL	5- 5	2- 1	5- 1				
10- 6	1- 3	0- 1	HOME	4- 2	1- 0	4- 0				
2- 9	1- 1	0- 0	AWAY	0- 0	0- 0	1- 0				
3- 2	1- 2	0- 0	NEUTRAL	1- 0	1- 0	0- 0				
8- 2	1- 1	0- 0	NON-CONFERENCE	2- 1	1- 0	4- 0				
5- 1	0- 0	0- 0	HOME	2- 1	0- 0	3- 0				
2- 0	1- 0	0- 0	AWAY	0- 0	0- 0	1- 0				
1- 1	0- 1	0- 0	NEUTRAL	0- 0	1- 0	0- 0				
7- 15	2- 8	0- 1	CONFERENCE	3- 4	1- 1	1- 1				
5- 5	1- 3	0- 1	HOME	2- 1	1- 0	1- 0				
0- 9	0- 4	0- 0	AWAY	0- 3	0- 1	0- 1				
2- 1	1- 1	0- 0	NEUTRAL	1- 0	0- 0	0- 0				

RPI 1-25				RPI 26-50				RPI 51-100 Team's RPI: 83				RPI 101+			
RPI	S	Opponent	Score	RPI	S	Opponent	Score	RPI	S	Opponent	Score	RPI	S	Opponent	Score
5	A	Oregon St.	48 70	33	H	Washington	65 75	53	H	St. Mary's (CA)	63 64	122	N	Liberty	77 72
5	H	Oregon St.	44 54					56	A	Southern California	47 61	127	A	Arizona	52 57
9	A	Stanford	46 53					66	H	UC Riverside	64 58	127	H	Arizona	75 56
9	H	Stanford	55 60					84	A	Oregon	59 69	172	H	Sacramento St.	117 99
10	A	UCLA	56 75					84	H	Oregon	65 54	190	H	Cal Poly	82 57
10	H	UCLA	108 104					88	A	Utah	66 72	202	A	Colorado	57 78
10	N	UCLA	67 73					88	H	Utah	79 84	202	H	Colorado	64 35
11	A	Arizona St.	49 57					88	N	Utah	66 63	269	A	Austin Peay	67 58
11	H	Arizona St.	49 64					95	H	Nebraska	87 80	302	H	CSUN	106 44
11	N	Arizona St.	75 64					97	H	Washington St.	74 71				
14	A	Louisville	75 71												
19	N	Texas A&M	58 75												
LAST 12 Division I GAMES:															
10	N	UCLA	67 73	88	A	Utah	66 72								
11	N	Arizona St.	75 64	127	H	Arizona	75 56								
88	N	Utah	66 63	11	H	Arizona St.	49 64								
5	H	Oregon St.	44 54	9	H	Stanford	55 60								
84	H	Oregon	65 54	9	A	Stanford	46 53								
202	A	Colorado	57 78	33	H	Washington	65 75								

Non-Div I Games:

California

■ Loss,
 ■ Non-Conf,
 ■ S Site,
 ■ H Home
 ■ A Away
 N Neutral

Average RPI Win:	283	WON-LOST	WINNING	LAST 10	STRENGTH OF	OPP. STRENGTH	TEAM	ADJ.	CONF.	ADJ CONF.
Average RPI Loss:	183	RECORD	PCT. RANK	GAMES	SCHEDULE	OF SCHEDULE	RPI	RPI	RPI	RPI
DIV. I ONLY	13- 17	209	5- 5	280	323	253	253	25	25	
DIV. I NON-CONF.	5- 3	119	0- 0	274	343	161	161	29	29	
TOTALS	RPI 1-25	RPI 26-50	W-L RECORDS	RPI 51-100	RPI 101-150	RPI 150+				
13- 17	0- 0	0- 0	OVERALL	0- 2	1- 4	12- 11				
6- 7	0- 0	0- 0	HOME	0- 0	0- 2	6- 5				
6- 9	0- 0	0- 0	AWAY	0- 1	1- 2	5- 6				
1- 1	0- 0	0- 0	NEUTRAL	0- 1	0- 0	1- 0				
5- 3	0- 0	0- 0	NON-CONFERENCE	0- 2	0- 0	5- 1				
3- 0	0- 0	0- 0	HOME	0- 0	0- 0	3- 0				
2- 2	0- 0	0- 0	AWAY	0- 1	0- 0	2- 1				
0- 1	0- 0	0- 0	NEUTRAL	0- 1	0- 0	0- 0				
8- 14	0- 0	0- 0	CONFERENCE	0- 0	1- 4	7- 10				
3- 7	0- 0	0- 0	HOME	0- 0	0- 2	3- 5				
4- 7	0- 0	0- 0	AWAY	0- 0	1- 2	3- 5				
1- 0	0- 0	0- 0	NEUTRAL	0- 0	0- 0	1- 0				

RPI S	Opponent	Score	RPI S	Opponent	Score	RPI S	Opponent	Score	RPI S	Opponent	Score	Team's RPI: 253
69	A VCU	34 57				122	A Liberty	55 67				
90	N Central Ark.	34 57				122	H Liberty	52 62				
						126	A UNC Asheville	42 70				
						126	A UNC Asheville	64 56				
						126	H UNC Asheville	58 72				
						164	A ETSU	55 70				
						174	A Radford	59 62				
						174	H Radford	32 57				
						185	A Presbyterian	54 64				
						185	H Presbyterian	45 69				
						195	H N.C. A&T	56 55				
						213	A Gardner-Webb	56 68				
						213	H Gardner-Webb	35 70				
						251	A High Point	68 65				
						251	H High Point	55 69				
						287	A Coastal Caro.	83 70				
						287	H Coastal Caro.	73 52				
						287	N Coastal Caro.	67 64				
						288	A Charleston So.	57 65				
						288	H Charleston So.	45 60				
						300	H Western Caro.	73 66				
						314	A Longwood	73 56				
						314	H Longwood	72 65				
						316	H Mt. St. Mary's	62 53				
						326	A North Florida	66 55				
						328	A Winthrop	49 50				
LAST 12 Division I GAMES:												
126	A UNC Asheville	42 70	185	A Presbyterian	54 64							
287	N Coastal Caro.	67 64	328	H Winthrop	69 56							
174	H Radford	32 57	314	H Longwood	72 65							
251	A High Point	68 65	122	A Liberty	55 67							
126	A UNC Asheville	64 56	213	A Gardner-Webb	56 68							
288	H Charleston So.	45 60	287	H Coastal Caro.	73 52							

Non-Div I Games: UNC Pembroke

62 67

Campbell

RPI	S	Opponent	Score
328	H	Winthrop	69 56
348	A	N.C. Central	57 48

C
a
m
p
b
e
l
l

C
a
m
p
b
e
l
l

Campbell

Average RPI Win: 250	WON-LOST	WINNING	LAST 10	STRENGTH OF	OPP. STRENGTH	TEAM	ADJ.	CONF.	ADJ CONF.
Average RPI Loss: 159	RECORD	PCT. RANK	GAMES	SCHEDULE	OF SCHEDULE	RPI	RPI	RPI	RPI
DIV. I ONLY	13- 17	209	4- 6	216	233	227	227	23	23
DIV. I NON-CONF.	5- 4	138	0- 0	38	151	86	86	22	22
TOTALS	RPI 1-25	RPI 26-50	W-L RECORDS	RPI 51-100	RPI 101-150	RPI 150+			
13- 17	0- 1	0- 1	OVERALL	1- 2	0- 4	12- 9			
8- 6	0- 0	0- 1	HOME	1- 1	0- 1	7- 3			
5- 10	0- 1	0- 0	AWAY	0- 1	0- 3	5- 5			
0- 1	0- 0	0- 0	NEUTRAL	0- 0	0- 0	0- 1			
5- 4	0- 1	0- 1	NON-CONFERENCE	1- 0	0- 2	4- 0			
3- 1	0- 0	0- 1	HOME	1- 0	0- 0	2- 0			
2- 3	0- 1	0- 0	AWAY	0- 0	0- 2	2- 0			
0- 0	0- 0	0- 0	NEUTRAL	0- 0	0- 0	0- 0			
8- 13	0- 0	0- 0	CONFERENCE	0- 2	0- 2	8- 9			
5- 5	0- 0	0- 0	HOME	0- 1	0- 1	5- 3			
3- 7	0- 0	0- 0	AWAY	0- 1	0- 1	3- 5			
0- 1	0- 0	0- 0	NEUTRAL	0- 0	0- 0	0- 1			

RPI 1-25				RPI 26-50				RPI 51-100				RPI 101+ Team's RPI: 227			
RPI	S	Opponent	Score	RPI	S	Opponent	Score	RPI	S	Opponent	Score	RPI	S	Opponent	Score
7	A	Texas	62 92	34	H	St. Bonaventure	47 59	85	A	Quinnipiac	54 63	103	A	Iona	56 79
								85	H	Quinnipiac	68 80	103	H	Iona	76 79
								98	H	Bucknell	61 56	106	A	Buffalo	40 54
												130	A	Youngstown St.	51 53
												151	A	Northeastern	68 57
												161	A	Marist	55 67
												161	H	Marist	71 69
												199	A	Fairfield	48 52
												199	H	Fairfield	50 51
												223	H	Binghamton	80 50
												230	A	Siena	57 61
												230	H	Siena	52 58
												245	A	Monmouth	75 79
												245	H	Monmouth	71 81
												248	A	Manhattan	55 77
												248	H	Manhattan	70 68
												262	H	Saint Francis (PA)	77 52
												282	A	Lamar	57 55
												284	A	Rider	73 64
												284	H	Rider	60 49
												291	A	Niagara	68 66
												291	H	Niagara	54 45
												291	N	Niagara	64 65
												338	A	Saint Peter's	60 53
												338	H	Saint Peter's	54 42
LAST 12 Division I GAMES:															
				291	N	Niagara	64 65					284	H	Rider	60 49
				161	A	Marist	55 67					245	A	Monmouth	75 79
				291	H	Niagara	54 45					248	A	Manhattan	55 77
				245	H	Monmouth	71 81					103	H	Iona	76 79
				248	H	Manhattan	70 68					291	A	Niagara	68 66
				161	H	Marist	71 69					199	A	Fairfield	48 52

Non-Div I Games:

Canisius

■ Loss,
 ■ Non-Conf,
 S Site,
 ■ Home
 ■ Away
 N Neutral

Central Ark.

Through Games Of March 12, 2016

Average RPI Win:	256	WON-LOST	WINNING	LAST 10	STRENGTH OF	OPP. STRENGTH	TEAM	ADJ.	CONF.	ADJ CONF.
Average RPI Loss:	79	RECORD	PCT. RANK	GAMES	SCHEDULE	OF SCHEDULE	RPI	RPI	RPI	RPI
DIV. I ONLY	23- 3	8	9- 1	306	295	90	90	27	27	
DIV. I NON-CONF.	6- 1	27	0- 0	272	321	88	88	26	26	
TOTALS	RPI 1-25	RPI 26-50	W-L RECORDS	RPI 51-100	RPI 101-150	RPI 150+				
23- 3	0- 0	0- 1	OVERALL	0- 1	4- 1	19- 0				
9- 2	0- 0	0- 0	HOME	0- 1	1- 1	8- 0				
11- 1	0- 0	0- 0	AWAY	0- 0	2- 0	9- 0				
3- 0	0- 0	0- 0	NEUTRAL	0- 0	1- 0	2- 0				
6- 1	0- 0	0- 1	NON-CONFERENCE	0- 0	0- 0	6- 0				
2- 0	0- 0	0- 0	HOME	0- 0	0- 0	2- 0				
2- 1	0- 0	0- 1	AWAY	0- 0	0- 0	2- 0				
2- 0	0- 0	0- 0	NEUTRAL	0- 0	0- 0	2- 0				
17- 2	0- 0	0- 0	CONFERENCE	0- 1	4- 1	13- 0				
7- 2	0- 0	0- 0	HOME	0- 1	1- 1	6- 0				
9- 0	0- 0	0- 0	AWAY	0- 0	2- 0	7- 0				
1- 0	0- 0	0- 0	NEUTRAL	0- 0	1- 0	0- 0				

RPI S	Opponent	Score	RPI S	Opponent	Score	RPI S	Opponent	Score	RPI S	Opponent	Score
28	A Tennessee	47 102	76	H Abilene Christian	49 61	133	A Northwestern St.	74 49	133	H Northwestern St.	56 60
						144	A McNeese St.	70 56	144	H McNeese St.	76 52
						144	N McNeese St.	72 64	206	A Sam Houston St.	73 63
						206	H Sam Houston St.	72 53	210	A SFA	55 53
						233	A Southeast Mo. St.	63 54	253	N Campbell	57 34
						260	H Houston Baptist	45 44	261	A Murray St.	61 51
						261	H Murray St.	50 40	282	H Lamar	74 49
						293	N South Carolina St.	51 38	296	H Alcorn	58 35
						310	A Nicholls St.	71 65	310	H Nicholls St.	56 51
						311	A A&M-Corpus Christi	66 55	317	A Southeastern La.	64 60
						317	H Southeastern La.	80 58	331	A Incarnate Word	76 57
						332	A New Orleans	59 44	332	H New Orleans	67 55
LAST 12 Division I GAMES:											
144	N McNeese St.	72 64	144	A McNeese St.	70 56						
144	H McNeese St.	76 52	331	A Incarnate Word	76 57						
310	H Nicholls St.	56 51	133	H Northwestern St.	56 60						
317	A Southeastern La.	64 60	332	H New Orleans	67 55						
206	H Sam Houston St.	72 53	317	H Southeastern La.	80 58						
206	A Sam Houston St.	73 63	133	A Northwestern St.	74 49						

Non-Div I Games: Central Baptist 70 37 Hendrix 72 43 Crowley's Ridge 93 38 Jarvis Christian 77 23
Central Ark.

Loss, Non-Conf, S Site, H Home A Away N Neutral

Average RPI Win:	287	WON-LOST	WINNING	LAST 10	STRENGTH OF	OPP. STRENGTH	TEAM	ADJ.	CONF.	ADJ CONF.
Average RPI Loss:	210	RECORD	PCT. RANK	GAMES	SCHEDULE	OF SCHEDULE	RPI	RPI	RPI	RPI
DIV. I ONLY	12- 18	232	4- 6	310	328	276	276	31	31	
DIV. I NON-CONF.	3- 8	258	0- 0	206	172	267	267	32	32	
TOTALS	RPI 1-25	RPI 26-50	W-L RECORDS	RPI 51-100	RPI 101-150	RPI 150+				
12- 18	0- 1	0- 0	OVERALL	0- 2	0- 1	12- 14				
7- 6	0- 0	0- 0	HOME	0- 0	0- 0	7- 6				
5- 12	0- 1	0- 0	AWAY	0- 2	0- 1	5- 8				
0- 0	0- 0	0- 0	NEUTRAL	0- 0	0- 0	0- 0				
3- 8	0- 1	0- 0	NON-CONFERENCE	0- 2	0- 1	3- 4				
3- 1	0- 0	0- 0	HOME	0- 0	0- 0	3- 1				
0- 7	0- 1	0- 0	AWAY	0- 2	0- 1	0- 3				
0- 0	0- 0	0- 0	NEUTRAL	0- 0	0- 0	0- 0				
9- 10	0- 0	0- 0	CONFERENCE	0- 0	0- 0	9- 10				
4- 5	0- 0	0- 0	HOME	0- 0	0- 0	4- 5				
5- 5	0- 0	0- 0	AWAY	0- 0	0- 0	5- 5				
0- 0	0- 0	0- 0	NEUTRAL	0- 0	0- 0	0- 0				

RPI 1-25				RPI 26-50				RPI 51-100				RPI 101+ Team's RPI: 276			
RPI	S	Opponent	Score	RPI	S	Opponent	Score	RPI	S	Opponent	Score	RPI	S	Opponent	Score
8	A	Maryland	43 86					60	A	Maine	42 62	137	A	Penn St.	47 73
								61	A	Army West Point	52 81	163	A	Fordham	48 63
												191	A	Sacred Heart	69 79
												191	H	Sacred Heart	57 61
												196	A	Robert Morris	55 72
												196	H	Robert Morris	48 39
												217	H	Dartmouth	59 55
												221	A	Hartford	41 49
												224	H	Massachusetts	78 68
												235	H	New Hampshire	50 64
												237	A	Bryant	56 70
												237	H	Bryant	53 65
												262	A	Saint Francis (PA)	77 83
												262	A	Saint Francis (PA)	79 59
												262	H	Saint Francis (PA)	66 51
												277	A	Vermont	63 79
												313	A	Fairleigh Dickinson	78 75
												313	H	Fairleigh Dickinson	71 59
												316	A	Mt. St. Mary's	48 54
												316	H	Mt. St. Mary's	55 59
												319	H	UMass Lowell	64 53
												322	A	LIU Brooklyn	65 57
												322	H	LIU Brooklyn	45 59
												335	A	St. Francis Brooklyn	67 61
												335	H	St. Francis Brooklyn	65 61
												343	A	Wagner	62 52
LAST 12 Division I GAMES:															
262	A	Saint Francis (PA)	77 83	191	A	Sacred Heart	69 79								
335	A	St. Francis Brooklyn	67 61	196	A	Robert Morris	55 72								
313	H	Fairleigh Dickinson	71 59	262	A	Saint Francis (PA)	79 59								
316	H	Mt. St. Mary's	55 59	237	H	Bryant	53 65								
343	H	Wagner	63 64	335	H	St. Francis Brooklyn	65 61								
322	A	LIU Brooklyn	65 57	196	H	Robert Morris	48 39								

Non-Div I Games:

Central Conn. St.

■ Loss,
 ■ Non-Conf,
 ■ S Site,
 ■ Home
 ■ A Away
 N Neutral

RPI	S	Opponent	Score
343	H	Wagner	63 64

Central Conn. St.

Central Mich.

Through Games Of March 12, 2016

Average RPI Win:	175	WON-LOST	WINNING	LAST 10	STRENGTH OF	OPP. STRENGTH	TEAM	ADJ.	CONF.	ADJ CONF.
Average RPI Loss:	118	RECORD	PCT. RANK	GAMES	SCHEDULE	OF SCHEDULE	RPI	RPI	RPI	RPI
DIV. I ONLY	22- 10	72	7- 3	92	125	68	68	11	11	
DIV. I NON-CONF.	6- 5	146	0- 0	157	127	140	140	13	13	
TOTALS	RPI 1-25	RPI 26-50	W-L RECORDS	RPI 51-100	RPI 101-150	RPI 150+				
22- 10	0- 1	0- 0	OVERALL	6- 1	6- 6	10- 2				
11- 3	0- 1	0- 0	HOME	3- 0	3- 2	5- 0				
8- 6	0- 0	0- 0	AWAY	2- 1	2- 3	4- 2				
3- 1	0- 0	0- 0	NEUTRAL	1- 0	1- 1	1- 0				
6- 5	0- 1	0- 0	NON-CONFERENCE	1- 0	1- 2	4- 2				
3- 2	0- 1	0- 0	HOME	1- 0	1- 1	1- 0				
2- 3	0- 0	0- 0	AWAY	0- 0	0- 1	2- 2				
1- 0	0- 0	0- 0	NEUTRAL	0- 0	0- 0	1- 0				
16- 5	0- 0	0- 0	CONFERENCE	5- 1	5- 4	6- 0				
8- 1	0- 0	0- 0	HOME	2- 0	2- 1	4- 0				
6- 3	0- 0	0- 0	AWAY	2- 1	2- 2	2- 0				
2- 1	0- 0	0- 0	NEUTRAL	1- 0	1- 1	0- 0				

RPI	S	Opponent	Score	RPI	S	Opponent	Score	RPI	S	Opponent	Score	RPI	S	Opponent	Score
18	H	Duquesne	49 68					51	A	Ohio	84 86	106	A	Buffalo	61 67
								59	H	Middle Tenn.	81 59	106	N	Buffalo	71 73
								65	A	Ball St.	74 65	113	H	Memphis	61 64
								65	H	Ball St.	67 66	117	A	Toledo	72 76
								86	A	Eastern Mich.	66 65	117	H	Toledo	79 81
								86	H	Eastern Mich.	78 70	118	A	Saint Joseph's	66 76
								86	N	Eastern Mich.	86 71	124	A	Akron	97 77
												124	H	Akron	81 60
												149	H	SIUE	78 65
												150	A	Western Mich.	73 61
												150	H	Western Mich.	53 51
												150	N	Western Mich.	66 62
												175	A	Loyola Chicago	68 59
												182	A	Illinois	69 74
												209	A	Oakland	110 87
												229	H	Indiana St.	85 65
												249	A	Ill.-Chicago	63 66
												256	H	Bowling Green	76 75
												263	A	Northern Ill.	73 67
												263	H	Northern Ill.	95 63
												283	A	Miami (OH)	72 58
												283	H	Miami (OH)	77 54
												284	N	Rider	76 58
												318	H	Kent St.	81 61

LAST 12 Division I GAMES:

106	N	Buffalo	71 73	65	H	Ball St.	67 66
86	N	Eastern Mich.	86 71	117	H	Toledo	79 81
150	N	Western Mich.	66 62	263	A	Northern Ill.	73 67
86	H	Eastern Mich.	78 70	65	A	Ball St.	74 65
117	A	Toledo	72 76	256	H	Bowling Green	76 75
150	A	Western Mich.	73 61	86	A	Eastern Mich.	66 65

Non-Div I Games:

Central Mich.

■ Loss,
 ■ Non-Conf,
 ■ S Site,
 ■ H Home
 ■ A Away
 N Neutral

Average RPI Win: 289		WON-LOST	WINNING	LAST 10	STRENGTH OF	OPP. STRENGTH	TEAM	ADJ.	CONF.	ADJ CONF.
Average RPI Loss: 192		RECORD	PCT. RANK	GAMES	SCHEDULE	OF SCHEDULE	RPI	RPI	RPI	RPI
DIV. I ONLY		11- 17	238	4- 6	338	262	288	288	25	25
DIV. I NON-CONF.		2- 4	234	0- 0	349	88	345	345	29	29
TOTALS	RPI 1-25		RPI 26-50		W-L RECORDS	RPI 51-100	RPI 101-150		RPI 150+	
11- 17	0- 0		0- 0		OVERALL	0- 0	0- 6		11- 11	
6- 6	0- 0		0- 0		HOME	0- 0	0- 2		6- 4	
4- 10	0- 0		0- 0		AWAY	0- 0	0- 3		4- 7	
1- 1	0- 0		0- 0		NEUTRAL	0- 0	0- 1		1- 0	
2- 4	0- 0		0- 0		NON-CONFERENCE	0- 0	0- 1		2- 3	
2- 0	0- 0		0- 0		HOME	0- 0	0- 0		2- 0	
0- 4	0- 0		0- 0		AWAY	0- 0	0- 1		0- 3	
0- 0	0- 0		0- 0		NEUTRAL	0- 0	0- 0		0- 0	
9- 13	0- 0		0- 0		CONFERENCE	0- 0	0- 5		9- 8	
4- 6	0- 0		0- 0		HOME	0- 0	0- 2		4- 4	
4- 6	0- 0		0- 0		AWAY	0- 0	0- 2		4- 4	
1- 1	0- 0		0- 0		NEUTRAL	0- 0	0- 1		1- 0	

[illegible]

Non-Div I Games:	Paine	69	62	Columbia Int'l	67	35	Warner	73	53
------------------	-------	----	----	----------------	----	----	--------	----	----

Charleston So.

Loss, Non-Conf, S Site, H Home A Away N Neutral

RPI	S	Opponent	Score
328	A	Winthrop	58 50
328	H	Winthrop	54 51

Charleston So. .

C
h
a
r
l
e
s
t
o
n
S
o
.

C
h
a
r
l
e
s
t
o
n
S
o
.

Average RPI Win:	199	WON-LOST	WINNING	LAST 10	STRENGTH OF	OPP. STRENGTH	TEAM	ADJ.	CONF.	ADJ CONF.
Average RPI Loss:	81	RECORD	PCT. RANK	GAMES	SCHEDULE	OF SCHEDULE	RPI	RPI	RPI	RPI
DIV. I ONLY	19- 11	89	7- 3	112	117	89	89	13	13	
DIV. I NON-CONF.	7- 4	110	0- 0	97	149	90	90	11	11	
TOTALS	RPI 1-25	RPI 26-50	W-L RECORDS	RPI 51-100	RPI 101-150	RPI 150+				
19- 11	0- 1	1- 4	OVERALL	1- 2	3- 3	14- 1				
12- 2	0- 1	1- 0	HOME	1- 0	1- 1	9- 0				
6- 8	0- 0	0- 4	AWAY	0- 2	1- 1	5- 1				
1- 1	0- 0	0- 0	NEUTRAL	0- 0	1- 1	0- 0				
7- 4	0- 1	0- 2	NON-CONFERENCE	1- 1	1- 0	5- 0				
4- 1	0- 1	0- 0	HOME	1- 0	0- 0	3- 0				
2- 3	0- 0	0- 2	AWAY	0- 1	0- 0	2- 0				
1- 0	0- 0	0- 0	NEUTRAL	0- 0	1- 0	0- 0				
12- 7	0- 0	1- 2	CONFERENCE	0- 1	2- 3	9- 1				
8- 1	0- 0	1- 0	HOME	0- 0	1- 1	6- 0				
4- 5	0- 0	0- 2	AWAY	0- 1	1- 1	3- 1				
0- 1	0- 0	0- 0	NEUTRAL	0- 0	0- 1	0- 0				

RPI 1-25			RPI 26-50			RPI 51-100			Team's RPI: 89	RPI 101+		
RPI	S	Opponent	Score	RPI	S	Opponent	Score	RPI	S	Opponent	Score	
25	H	Miami (FL)	70 77	37	A	UTEP	91 94	59	A	Middle Tenn.	67 72	114 N Mercer 72 62
				38	A	Western Ky.	66 77	65	H	Ball St.	72 66	128 A Marshall 64 61
				38	H	Western Ky.	81 72	92	A	Elon	83 90	128 H Marshall 87 77
				45	A	Missouri	71 88					129 A Old Dominion 85 94
				49	A	North Carolina St.	65 72					129 H Old Dominion 59 71
												129 N Old Dominion 54 57
												155 A UAB 57 75
												179 H Fla. Atlantic 85 79
												188 H Southern Miss. 80 59
												189 A Davidson 99 88
												196 H Robert Morris 94 73
												208 H Louisiana Tech 63 58
												225 A Rice 69 58
												225 H Rice 68 63
												226 H Col. of Charleston 89 61
												240 A North Texas 82 70
												240 H North Texas 72 69
												268 A UTSA 64 54
												271 A Georgia St. 83 71
												304 H FIU 87 74
												348 H N.C. Central 67 52
LAST 12 Division I GAMES:												
				129 N Old Dominion	54 57	128 H Marshall	87 77					
				240 H North Texas	72 69	240 A North Texas	82 70					
				225 H Rice	68 63	225 A Rice	69 58					
				37 A UTEP	91 94	129 A Old Dominion	85 94					
				268 A UTSA	64 54	179 H Fla. Atlantic	85 79					
				38 H Western Ky.	81 72	304 H FIU	87 74					

Non-Div I Games:

Charlotte

Average RPI Win:	298	WON-LOST	WINNING	LAST 10	STRENGTH OF	OPP. STRENGTH	TEAM	ADJ.	CONF.	ADJ CONF.
Average RPI Loss:	202	RECORD	PCT. RANK	GAMES	SCHEDULE	OF SCHEDULE	RPI	RPI	RPI	RPI
DIV. I ONLY	4- 25	329	2- 8	312	281	345	345	28	28	
DIV. I NON-CONF.	2- 12	311	0- 0	314	277	340	340	25	25	
TOTALS	RPI 1-25	RPI 26-50	W-L RECORDS	RPI 51-100	RPI 101-150	RPI 150+				
4- 25	0- 0	0- 2	OVERALL	0- 2	0- 2	4- 19				
3- 11	0- 0	0- 1	HOME	0- 1	0- 1	3- 8				
1- 13	0- 0	0- 1	AWAY	0- 1	0- 1	1- 10				
0- 1	0- 0	0- 0	NEUTRAL	0- 0	0- 0	0- 1				
2- 12	0- 0	0- 2	NON-CONFERENCE	0- 0	0- 2	2- 8				
1- 6	0- 0	0- 1	HOME	0- 0	0- 1	1- 4				
1- 6	0- 0	0- 1	AWAY	0- 0	0- 1	1- 4				
0- 0	0- 0	0- 0	NEUTRAL	0- 0	0- 0	0- 0				
2- 13	0- 0	0- 0	CONFERENCE	0- 2	0- 0	2- 11				
2- 5	0- 0	0- 0	HOME	0- 1	0- 0	2- 4				
0- 7	0- 0	0- 0	AWAY	0- 1	0- 0	0- 6				
0- 1	0- 0	0- 0	NEUTRAL	0- 0	0- 0	0- 1				

RPI S	Opponent	Score	RPI S	Opponent	Score	RPI S	Opponent	Score	RPI S	Opponent	Score	Team's RPI: 345
29	A DePaul	42 88	29	A DePaul	42 88	94	A New Mexico St.	63 76	140	H Milwaukee	48 55	
48	H Kansas St.	54 63	48	H Kansas St.	54 63	94	H New Mexico St.	60 70	150	A Western Mich.	56 65	
									180	A UTRGV	56 78	
									180	H UTRGV	56 64	
									180	N UTRGV	52 60	
									182	A Illinois	36 67	
									204	A Utah Valley	46 74	
									204	H Utah Valley	62 69	
									209	H Oakland	51 74	
									216	A CSU Bakersfield	43 76	
									216	H CSU Bakersfield	61 74	
									232	A Grand Canyon	36 74	
									232	H Grand Canyon	60 65	
									242	A Western Ill.	50 88	
									249	H Ill.-Chicago	47 51	
									263	H Northern Ill.	50 68	
									272	A Seattle	45 59	
									272	H Seattle	57 49	
									299	H Bradley	60 66	
									305	A UMKC	50 67	
									305	H UMKC	77 72	
									307	H Morehead St.	75 71	
									308	A Jackson St.	76 59	
									315	A IPFW	51 62	
									320	A Illinois St.	53 57	
LAST 12 Division I GAMES:												
180	N UTRGV	52 60	216	H CSU Bakersfield	61 74							
305	A UMKC	50 67	272	H Seattle	57 49							
180	A UTRGV	56 78	305	H UMKC	77 72							
232	H Grand Canyon	60 65	204	A Utah Valley	46 74							
204	H Utah Valley	62 69	232	A Grand Canyon	36 74							
94	A New Mexico St.	63 76	94	H New Mexico St.	60 70							

Non-Div I Games:

Chicago St.

■ Loss,
■ Non-Conf,
■ S Site,
■ H Home
■ A Away
N Neutral

Average RPI Win:	255	WON-LOST	WINNING	LAST 10	STRENGTH OF	OPP. STRENGTH	TEAM	ADJ.	CONF.	ADJ CONF.
Average RPI Loss:	95	RECORD	PCT. RANK	GAMES	SCHEDULE	OF SCHEDULE	RPI	RPI	RPI	RPI
DIV. I ONLY	8- 22	289	1- 9	100	79	243	243	9	9	
DIV. I NON-CONF.	4- 7	222	0- 0	41	77	185	185	7	7	
TOTALS	RPI 1-25	RPI 26-50	W-L RECORDS	RPI 51-100	RPI 101-150	RPI 150+				
8- 22	0- 7	0- 1	OVERALL	0- 3	1- 6	7- 5				
5- 10	0- 3	0- 0	HOME	0- 1	1- 3	4- 3				
3- 9	0- 2	0- 1	AWAY	0- 2	0- 2	3- 2				
0- 3	0- 2	0- 0	NEUTRAL	0- 0	0- 1	0- 0				
4- 7	0- 3	0- 1	NON-CONFERENCE	0- 0	1- 1	3- 2				
4- 2	0- 1	0- 0	HOME	0- 0	1- 1	3- 0				
0- 3	0- 0	0- 1	AWAY	0- 0	0- 0	0- 2				
0- 2	0- 2	0- 0	NEUTRAL	0- 0	0- 0	0- 0				
4- 15	0- 4	0- 0	CONFERENCE	0- 3	0- 5	4- 3				
1- 8	0- 2	0- 0	HOME	0- 1	0- 2	1- 3				
3- 6	0- 2	0- 0	AWAY	0- 2	0- 2	3- 0				
0- 1	0- 0	0- 0	NEUTRAL	0- 0	0- 1	0- 0				

RPI 1-25				RPI 26-50				RPI 51-100				RPI 101+ Team's RPI: 243			
RPI	S	Opponent	Score	RPI	S	Opponent	Score	RPI	S	Opponent	Score	RPI	S	Opponent	Score
2	N	Baylor	34 72	35	A	Georgia	42 60	70	A	Temple	51 74	108	H	UT Martin	57 63
3	A	UConn	34 88					70	H	Temple	49 74	113	A	Memphis	51 54
3	H	UConn	45 107					74	A	Tulane	51 70	113	H	Memphis	47 64
6	H	Ohio St.	76 105									146	H	Northern Ky.	71 68
17	N	Michigan St.	63 103									148	A	East Carolina	60 63
20	A	South Fla.	49 82									148	H	East Carolina	55 77
20	H	South Fla.	51 78									148	N	East Carolina	61 70
												158	A	Detroit	68 77
												168	A	Xavier	56 65
												194	A	Tulsa	55 53
												194	H	Tulsa	63 76
												197	H	SMU	55 73
												256	H	Bowling Green	54 51
												262	H	Saint Francis (PA)	93 86
												275	A	UCF	68 50
												275	H	UCF	60 80
												285	A	Houston	67 61
												285	H	Houston	56 50
												340	H	Eastern Ill.	70 57
LAST 12 Division I GAMES:															
148	N	East Carolina	61 70	20	H	South Fla.	51 78								
74	A	Tulane	51 70	70	H	Temple	49 74								
194	H	Tulsa	63 76	113	A	Memphis	51 54								
148	H	East Carolina	55 77	20	A	South Fla.	49 82								
285	A	Houston	67 61	285	H	Houston	56 50								
3	A	UConn	34 88	197	H	SMU	55 73								

Non-Div I Games:

Cincinnati

■ Loss,
■ Non-Conf,
■ S Site,
■ Home
■ A Away
N Neutral

Average RPI Win:	247	WON-LOST	WINNING	LAST 10	STRENGTH OF	OPP. STRENGTH	TEAM	ADJ.	CONF.	ADJ CONF.
Average RPI Loss:	104	RECORD	PCT. RANK	GAMES	SCHEDULE	OF SCHEDULE	RPI	RPI	RPI	RPI
DIV. I ONLY	4- 26	335	0- 10	37	85	252	252	4	4	
DIV. I NON-CONF.	4- 9	245	0- 0	110	330	243	243	5	5	
TOTALS	RPI 1-25	RPI 26-50	W-L RECORDS	RPI 51-100	RPI 101-150	RPI 150+				
4- 26	0- 7	0- 2	OVERALL	0- 4	1- 7	3- 6				
3- 12	0- 3	0- 2	HOME	0- 1	1- 3	2- 3				
1- 11	0- 4	0- 0	AWAY	0- 3	0- 2	1- 2				
0- 3	0- 0	0- 0	NEUTRAL	0- 0	0- 2	0- 1				
4- 9	0- 1	0- 0	NON-CONFERENCE	0- 2	1- 1	3- 5				
3- 4	0- 1	0- 0	HOME	0- 0	1- 0	2- 3				
1- 3	0- 0	0- 0	AWAY	0- 2	0- 0	1- 1				
0- 2	0- 0	0- 0	NEUTRAL	0- 0	0- 1	0- 1				
0- 17	0- 6	0- 2	CONFERENCE	0- 2	0- 6	0- 1				
0- 8	0- 2	0- 2	HOME	0- 1	0- 3	0- 0				
0- 8	0- 4	0- 0	AWAY	0- 1	0- 2	0- 1				
0- 1	0- 0	0- 0	NEUTRAL	0- 0	0- 1	0- 0				

RPI	S	Opponent	Score	RPI	S	Opponent	Score	RPI	S	Opponent	Score	RPI	S	Opponent	Score	Team's RPI: 252
1	A	Notre Dame	52 71	47	H	Duke	43 72	60	A	Maine	42 75	106	N	Buffalo	51 61	
4	H	South Carolina	41 67	49	H	North Carolina St.	57 71	71	A	Georgia Tech	48 77	111	A	Virginia	48 65	
13	A	Syracuse	62 83					71	H	Georgia Tech	63 76	120	H	Boston College	64 67	
14	A	Louisville	33 75					84	A	Oregon	56 69	123	A	Virginia Tech	49 79	
15	A	Florida St.	56 75									126	H	UNC Asheville	67 49	
15	H	Florida St.	40 85									132	H	Pittsburgh	56 59	
25	H	Miami (FL)	49 83									143	H	Wake Forest	45 55	
LAST 12 Division I GAMES:																
143	N	Wake Forest	58 73	143	H	Wake Forest	45 55					143	N	Wake Forest	58 73	
49	H	North Carolina St.	57 71	15	A	Florida St.	56 75					153	A	North Carolina	56 72	
1	A	Notre Dame	52 71	13	A	Syracuse	62 83					183	N	Butler	50 54	
111	A	Virginia	48 65	132	H	Pittsburgh	56 59					218	A	Furman	49 70	
120	H	Boston College	64 67	14	A	Louisville	33 75					219	H	William & Mary	41 58	
71	A	Georgia Tech	48 77	71	H	Georgia Tech	63 76					279	A	Tennessee Tech	71 53	
												287	H	Coastal Caro.	47 63	
												288	H	Charleston So.	43 36	
												290	H	Florida A&M	68 77	
												293	H	South Carolina St.	63 54	

Non-Div I Games:

Clemson

■ Loss,
■ Non-Conf,
■ S Site,
■ H Home
■ A Away
N Neutral

Average RPI Win: 220	WON-LOST	WINNING	LAST 10	STRENGTH OF	OPP. STRENGTH	TEAM	ADJ.	CONF.	ADJ CONF.
Average RPI Loss: 155	RECORD	PCT. RANK	GAMES	SCHEDULE	OF SCHEDULE	RPI	RPI	RPI	RPI
DIV. I ONLY	9- 20	273	5- 5	176	178	264	264	14	14
DIV. I NON-CONF.	3- 7	248	0- 0	317	275	317	317	16	16
TOTALS	RPI 1-25	RPI 26-50	W-L RECORDS	RPI 51-100	RPI 101-150	RPI 150+			
9- 20	0- 2	0- 0	OVERALL	0- 5	3- 5	6- 8			
6- 7	0- 1	0- 0	HOME	0- 2	1- 2	5- 2			
3- 10	0- 1	0- 0	AWAY	0- 2	2- 2	1- 5			
0- 3	0- 0	0- 0	NEUTRAL	0- 1	0- 1	0- 1			
3- 7	0- 0	0- 0	NON-CONFERENCE	0- 3	0- 1	3- 3			
2- 2	0- 0	0- 0	HOME	0- 1	0- 0	2- 1			
1- 3	0- 0	0- 0	AWAY	0- 1	0- 1	1- 1			
0- 2	0- 0	0- 0	NEUTRAL	0- 1	0- 0	0- 1			
6- 13	0- 2	0- 0	CONFERENCE	0- 2	3- 4	3- 5			
4- 5	0- 1	0- 0	HOME	0- 1	1- 2	3- 1			
2- 7	0- 1	0- 0	AWAY	0- 1	2- 1	0- 4			
0- 1	0- 0	0- 0	NEUTRAL	0- 0	0- 1	0- 0			

RPI 1-25				RPI 26-50				RPI 51-100				RPI 101+ Team's RPI: 264			
RPI	S	Opponent	Score	RPI	S	Opponent	Score	RPI	S	Opponent	Score	RPI	S	Opponent	Score
21	A	Green Bay	53 71					54	N	Saint Louis	65 76	117	A	Toledo	53 66
21	H	Green Bay	45 66					77	A	Belmont	58 76	130	A	Youngstown St.	53 43
								98	H	Bucknell	57 59	130	H	Youngstown St.	75 68
								100	A	Wright St.	64 81	140	A	Milwaukee	58 59
								100	H	Wright St.	65 93	140	H	Milwaukee	46 62
												146	A	Northern Ky.	64 62
												146	H	Northern Ky.	51 83
												146	N	Northern Ky.	59 71
												158	A	Detroit	68 82
												158	H	Detroit	60 66
												209	A	Oakland	69 79
												209	H	Oakland	88 75
												239	A	Valparaiso	59 66
												239	H	Valparaiso	72 65
												249	A	Ill.-Chicago	62 80
												249	H	Ill.-Chicago	72 69
												256	H	Bowling Green	69 48
												291	A	Niagara	72 73
												304	H	FIU	64 57
												312	N	UNCG	51 55
												318	A	Kent St.	60 49
												329	H	Evansville	63 72
LAST 12 Division I GAMES:															
146	N	Northern Ky.	59 71	21	A	Green Bay	53 71	140	A	Milwaukee	58 59	209	H	Oakland	88 75
146	A	Northern Ky.	64 62	140	A	Milwaukee	58 59	158	H	Detroit	60 66	100	H	Wright St.	65 93
100	A	Wright St.	64 81	209	H	Oakland	88 75	100	H	Wright St.	65 93	146	H	Northern Ky.	51 83
239	H	Valparaiso	72 65	158	H	Detroit	60 66								
249	H	Ill.-Chicago	72 69	100	H	Wright St.	65 93								
130	A	Youngstown St.	53 43												

Non-Div I Games:

Cleveland St.

■ Loss,
 ■ Non-Conf,
 ■ S Site,
 ■ Home
 ■ A Away
 N Neutral

Coastal Caro.

Through Games Of March 12, 2016

Average RPI Win:	248	WON-LOST	WINNING	LAST 10	STRENGTH OF	OPP. STRENGTH	TEAM	ADJ.	CONF.	ADJ CONF.
Average RPI Loss:	209	RECORD	PCT. RANK	GAMES	SCHEDULE	OF SCHEDULE	RPI	RPI	RPI	RPI
DIV. I ONLY	9- 18	264	5- 5	286	311	287	287	25	25	
DIV. I NON-CONF.	2- 4	234	0- 0	259	256	264	264	29	29	
TOTALS	RPI 1-25	RPI 26-50	W-L RECORDS	RPI 51-100	RPI 101-150	RPI 150+				
9- 18	0- 0	0- 0	OVERALL	0- 1	1- 4	8- 13				
5- 6	0- 0	0- 0	HOME	0- 0	0- 2	5- 4				
4- 8	0- 0	0- 0	AWAY	0- 0	1- 1	3- 7				
0- 4	0- 0	0- 0	NEUTRAL	0- 1	0- 1	0- 2				
2- 4	0- 0	0- 0	NON-CONFERENCE	0- 1	0- 1	2- 2				
1- 0	0- 0	0- 0	HOME	0- 0	0- 0	1- 0				
1- 1	0- 0	0- 0	AWAY	0- 0	0- 0	1- 1				
0- 3	0- 0	0- 0	NEUTRAL	0- 1	0- 1	0- 1				
7- 14	0- 0	0- 0	CONFERENCE	0- 0	1- 3	6- 11				
4- 6	0- 0	0- 0	HOME	0- 0	0- 2	4- 4				
3- 7	0- 0	0- 0	AWAY	0- 0	1- 1	2- 6				
0- 1	0- 0	0- 0	NEUTRAL	0- 0	0- 0	0- 1				

RPI S	Opponent	Score	RPI S	Opponent	Score	RPI S	Opponent	Score	RPI S	Opponent	Score	Team's RPI: 287
						75 N	Hofstra	40 82	122 A	Liberty	58 51	
									122 H	Liberty	63 65	
									126 A	UNC Asheville	69 77	
									126 H	UNC Asheville	52 63	
									143 N	Wake Forest	52 81	
									174 A	Radford	45 61	
									174 H	Radford	36 49	
									185 A	Presbyterian	42 66	
									185 H	Presbyterian	60 47	
									191 N	Sacred Heart	62 71	
									213 A	Gardner-Webb	59 56	
									213 H	Gardner-Webb	51 61	
									251 A	High Point	52 53	
									251 H	High Point	79 53	
									252 A	Clemson	63 47	
									253 A	Campbell	52 73	
									253 H	Campbell	70 83	
									253 N	Campbell	64 67	
									262 A	Saint Francis (PA)	74 106	
									288 A	Charleston So.	73 62	
									288 H	Charleston So.	61 40	
									306 H	Wofford	83 69	
									314 A	Longwood	76 84	
									314 H	Longwood	48 56	
									328 A	Winthrop	43 52	
									328 H	Winthrop	76 59	
LAST 12 Division I GAMES:												
			253 N	Campbell	64 67		288 H	Charleston So.	61 40			
			328 H	Winthrop	76 59		328 A	Winthrop	43 52			
			314 A	Longwood	76 84		251 H	High Point	79 53			
			213 H	Gardner-Webb	51 61		126 A	UNC Asheville	69 77			
			185 H	Presbyterian	60 47		174 H	Radford	36 49			
			122 A	Liberty	58 51		253 A	Campbell	52 73			

Non-Div I Games: Allen 86 45 Warren Wilson 100 49 Mid-Atlantic Christ105 15

Coastal Caro.

Loss, Non-Conf, S Site, H Home A Away N Neutral

Average RPI Win:	251	WON-LOST	WINNING	LAST 10	STRENGTH OF	OPP. STRENGTH	TEAM	ADJ.	CONF.	ADJ CONF.
Average RPI Loss:	107	RECORD	PCT. RANK	GAMES	SCHEDULE	OF SCHEDULE	RPI	RPI	RPI	RPI
DIV. I ONLY	11- 20	255	2- 8	122	155	226	226	12	12	
DIV. I NON-CONF.	5- 6	180	0- 0	124	250	180	180	10	10	
TOTALS	RPI 1-25	RPI 26-50	W-L RECORDS	RPI 51-100	RPI 101-150	RPI 150+				
11- 20	0- 1	0- 4	OVERALL	1- 6	0- 2	10- 7				
7- 8	0- 1	0- 2	HOME	1- 2	0- 0	6- 3				
3- 11	0- 0	0- 1	AWAY	0- 4	0- 2	3- 4				
1- 1	0- 0	0- 1	NEUTRAL	0- 0	0- 0	1- 0				
5- 6	0- 1	0- 1	NON-CONFERENCE	0- 1	0- 2	5- 1				
4- 2	0- 1	0- 1	HOME	0- 0	0- 0	4- 0				
1- 4	0- 0	0- 0	AWAY	0- 1	0- 2	1- 1				
0- 0	0- 0	0- 0	NEUTRAL	0- 0	0- 0	0- 0				
6- 14	0- 0	0- 3	CONFERENCE	1- 5	0- 0	5- 6				
3- 6	0- 0	0- 1	HOME	1- 2	0- 0	2- 3				
2- 7	0- 0	0- 1	AWAY	0- 3	0- 0	2- 3				
1- 1	0- 0	0- 1	NEUTRAL	0- 0	0- 0	1- 0				

RPI 1-25				RPI 26-50				RPI 51-100				RPI 101+				Team's RPI: 226	
RPI	S	Opponent	Score	RPI	S	Opponent	Score	RPI	S	Opponent	Score	RPI	S	Opponent	Score		
14	H	Louisville	67 71	30	A	James Madison	61 83	75	A	Hofstra	54 66	114	A	Mercer	58 66		
				30	H	James Madison	46 76	75	H	Hofstra	58 62	123	A	Virginia Tech	47 81		
				30	N	James Madison	50 53	79	A	Drexel	54 66	151	A	Northeastern	66 78		
				38	H	Western Ky.	44 78	79	H	Drexel	49 46	151	H	Northeastern	49 52		
								89	A	Charlotte	61 89	152	A	Delaware	55 72		
								92	A	Elon	41 52	152	H	Delaware	47 63		
								92	H	Elon	38 54	154	A	Boise St.	38 61		
												192	A	Weber St.	50 42		
												219	A	William & Mary	55 51		
												219	H	William & Mary	40 66		
												259	H	Appalachian St.	60 50		
												274	A	UNCW	64 53		
												274	H	UNCW	68 24		
												274	N	UNCW	71 62		
												285	H	Houston	55 48		
												286	A	Towson	51 62		
												286	H	Towson	67 55		
												288	H	Charleston So.	81 66		
												328	H	Winthrop	77 63		
LAST 12 Division I GAMES:																	
				30	N	James Madison	50 53	219	H	William & Mary	40 66						
				274	N	UNCW	71 62	92	H	Elon	38 54						
				30	H	James Madison	46 76	286	A	Towson	51 62						
				274	H	UNCW	68 24	152	A	Delaware	55 72						
				75	A	Hofstra	54 66	79	H	Drexel	49 46						
				151	A	Northeastern	66 78	151	H	Northeastern	49 52						

Non-Div I Games:

Col. of Charleston

Loss, Non-Conf, S Site, H Home A Away N Neutral

Average RPI Win: 300	WON-LOST	WINNING	LAST 10	STRENGTH OF	OPP. STRENGTH	TEAM	ADJ.	CONF.	ADJ CONF.
Average RPI Loss: 174	RECORD	PCT. RANK	GAMES	SCHEDULE	OF SCHEDULE	RPI	RPI	RPI	RPI
DIV. I ONLY	7- 23	302	3- 7	186	279	294	294	26	26
DIV. I NON-CONF.	2- 8	290	0- 0	122	152	255	255	27	27
TOTALS	RPI 1-25	RPI 26-50	W-L RECORDS	RPI 51-100	RPI 101-150	RPI 150+			
7- 23	0- 1	0- 2	OVERALL	0- 5	0- 1	7- 14			
4- 11	0- 1	0- 1	HOME	0- 2	0- 1	4- 6			
3- 12	0- 0	0- 1	AWAY	0- 3	0- 0	3- 8			
0- 0	0- 0	0- 0	NEUTRAL	0- 0	0- 0	0- 0			
2- 8	0- 1	0- 2	NON-CONFERENCE	0- 0	0- 1	2- 4			
1- 4	0- 1	0- 1	HOME	0- 0	0- 1	1- 1			
1- 4	0- 0	0- 1	AWAY	0- 0	0- 0	1- 3			
0- 0	0- 0	0- 0	NEUTRAL	0- 0	0- 0	0- 0			
5- 15	0- 0	0- 0	CONFERENCE	0- 5	0- 0	5- 10			
3- 7	0- 0	0- 0	HOME	0- 2	0- 0	3- 5			
2- 8	0- 0	0- 0	AWAY	0- 3	0- 0	2- 5			
0- 0	0- 0	0- 0	NEUTRAL	0- 0	0- 0	0- 0			

RPI 1-25				RPI 26-50				RPI 51-100				RPI 101+ Team's RPI: 294			
RPI	S	Opponent	Score	RPI	S	Opponent	Score	RPI	S	Opponent	Score	RPI	S	Opponent	Score
3	H	UConn	50 94	29	A	DePaul	46 96	61	A	Army West Point	55 67	116	H	Gonzaga	50 80
				34	H	St. Bonaventure	38 62	61	A	Army West Point	62 89	169	A	Cornell	60 73
								61	H	Army West Point	55 78	203	A	Loyola Maryland	38 55
								98	A	Bucknell	60 79	203	H	Loyola Maryland	49 65
								98	H	Bucknell	51 71	212	A	Lehigh	74 83
												212	H	Lehigh	82 72
												223	A	Binghamton	56 63
												230	H	Siena	52 50
												236	A	Navy	41 51
												236	H	Navy	58 62
												245	H	Monmouth	80 86
												254	A	Holy Cross	61 70
												254	H	Holy Cross	71 80
												273	A	American	56 64
												273	H	American	37 49
												318	A	Kent St.	71 76
												322	A	LIU Brooklyn	63 53
												330	A	Lafayette	72 59
												330	H	Lafayette	70 55
												330	H	Lafayette	80 68
												344	A	Boston U.	72 63
												344	H	Boston U.	58 71
LAST 12 Division I GAMES:															
				61	A	Army West Point	62 89	344	H	Boston U.	58 71				
				330	H	Lafayette	80 68	98	A	Bucknell	60 79				
				212	H	Lehigh	82 72	61	H	Army West Point	55 78				
				330	H	Lafayette	70 55	236	H	Navy	58 62				
				212	A	Lehigh	74 83	254	A	Holy Cross	61 70				
				203	A	Loyola Maryland	38 55	273	A	American	56 64				

Non-Div I Games:

Colgate

■ Loss,
 ■ Non-Conf,
 ■ S Site,
 ■ H Home
 ■ A Away
 N Neutral

Colorado

Through Games Of March 12, 2016

Average RPI Win:	184	WON-LOST	WINNING	LAST 10	STRENGTH OF	OPP. STRENGTH	TEAM	ADJ.	CONF.	ADJ CONF.
Average RPI Loss:	61	RECORD	PCT. RANK	GAMES	SCHEDULE	OF SCHEDULE	RPI	RPI	RPI	RPI
DIV. I ONLY	7- 23	302	2- 8	17	26	202	202	1	1	
DIV. I NON-CONF.	5- 6	180	0- 0	64	189	164	164	1	1	
TOTALS	RPI 1-25	RPI 26-50	W-L RECORDS	RPI 51-100	RPI 101-150	RPI 150+				
7- 23	0- 7	0- 6	OVERALL	2- 7	0- 2	5- 1				
7- 9	0- 3	0- 3	HOME	2- 3	0- 0	5- 0				
0- 13	0- 4	0- 2	AWAY	0- 4	0- 2	0- 1				
0- 1	0- 0	0- 1	NEUTRAL	0- 0	0- 0	0- 0				
5- 6	0- 1	0- 3	NON-CONFERENCE	0- 0	0- 1	5- 1				
5- 2	0- 0	0- 2	HOME	0- 0	0- 0	5- 0				
0- 4	0- 1	0- 1	AWAY	0- 0	0- 1	0- 1				
0- 0	0- 0	0- 0	NEUTRAL	0- 0	0- 0	0- 0				
2- 17	0- 6	0- 3	CONFERENCE	2- 7	0- 1	0- 0				
2- 7	0- 3	0- 1	HOME	2- 3	0- 0	0- 0				
0- 9	0- 3	0- 1	AWAY	0- 4	0- 1	0- 0				
0- 1	0- 0	0- 1	NEUTRAL	0- 0	0- 0	0- 0				

RPI 1-25				RPI 26-50				RPI 51-100				RPI 101+ Team's RPI: 202			
RPI	S	Opponent	Score	RPI	S	Opponent	Score	RPI	S	Opponent	Score	RPI	S	Opponent	Score
5	A	Oregon St.	50 73	27	H	Florida	61 83	56	H	Southern California	66 63	127	A	Arizona	52 63
5	H	Oregon St.	47 61	33	A	Washington	47 68	83	A	California	35 64	135	A	Long Beach St.	42 59
9	A	Stanford	56 71	33	H	Washington	74 76	83	H	California	78 57	184	H	Northern Colo.	63 41
9	H	Stanford	49 80	33	N	Washington	51 67	84	A	Oregon	70 77	185	H	Presbyterian	72 60
10	H	UCLA	64 82	41	A	Colorado St.	63 64	84	H	Oregon	46 59	224	H	Massachusetts	90 63
11	A	Arizona St.	37 64	45	H	Missouri	75 79	88	A	Utah	55 71	244	H	Loyola Marymount	92 81
12	A	Kentucky	61 86					88	H	Utah	68 76	258	A	Wyoming	68 77
								97	A	Washington St.	70 83	309	H	Northern Ariz.	90 66
								97	H	Washington St.	66 74				
LAST 12 Division I GAMES:															
33	N	Washington	51 67	5	A	Oregon St.	50 73								
33	A	Washington	47 68	88	H	Utah	68 76								
97	A	Washington St.	70 83	88	A	Utah	55 71								
83	H	California	78 57	56	H	Southern California	66 63								
9	H	Stanford	49 80	10	H	UCLA	64 82								
84	A	Oregon	70 77	5	H	Oregon St.	47 61								

Non-Div I Games:

Colorado

Loss, Non-Conf, S Site, H Home A Away N Neutral

Average RPI Win:	221	WON-LOST	WINNING	LAST 10	STRENGTH OF	OPP. STRENGTH	TEAM	ADJ.	CONF.	ADJ CONF.
Average RPI Loss:	26	RECORD	PCT. RANK	GAMES	SCHEDULE	OF SCHEDULE	RPI	RPI	RPI	RPI
DIV. I ONLY	29- 1	5	10- 0	271	201	41	41	20	20	
DIV. I NON-CONF.	8- 1	23	0- 0	226	164	50	50	20	20	
TOTALS	RPI 1-25	RPI 26-50	W-L RECORDS	RPI 51-100	RPI 101-150	RPI 150+				
29- 1	1- 0	0- 1	OVERALL	0- 0	2- 0	26- 0				
13- 0	1- 0	0- 0	HOME	0- 0	1- 0	11- 0				
12- 1	0- 0	0- 1	AWAY	0- 0	0- 0	12- 0				
4- 0	0- 0	0- 0	NEUTRAL	0- 0	1- 0	3- 0				
8- 1	1- 0	0- 1	NON-CONFERENCE	0- 0	0- 0	7- 0				
4- 0	1- 0	0- 0	HOME	0- 0	0- 0	3- 0				
3- 1	0- 0	0- 1	AWAY	0- 0	0- 0	3- 0				
1- 0	0- 0	0- 0	NEUTRAL	0- 0	0- 0	1- 0				
21- 0	0- 0	0- 0	CONFERENCE	0- 0	2- 0	19- 0				
9- 0	0- 0	0- 0	HOME	0- 0	1- 0	8- 0				
9- 0	0- 0	0- 0	AWAY	0- 0	0- 0	9- 0				
3- 0	0- 0	0- 0	NEUTRAL	0- 0	1- 0	2- 0				

RPI 1-25				RPI 26-50				Team's RPI: 41	RPI 51-100				RPI 101+			
RPI	S	Opponent	Score	RPI	S	Opponent	Score		RPI	S	Opponent	Score	RPI	S	Opponent	Score
16	H	BYU	61 55	26	A	Penn	48 49						107	H	Fresno St.	68 55
													107	N	Fresno St.	55 54
													154	A	Boise St.	83 51
													154	H	Boise St.	68 64
													165	A	New Mexico	49 48
													165	N	New Mexico	60 42
													173	H	Montana	75 43
													184	A	Northern Colo.	62 46
													201	A	San Jose St.	80 78
													201	H	San Jose St.	76 54
													202	H	Colorado	64 63
													211	A	UNLV	64 56
													211	H	UNLV	83 52
													234	A	Utah St.	69 49
													234	H	Utah St.	91 64
													236	A	Navy	82 73
													238	A	San Diego St.	60 57
													238	H	San Diego St.	70 54
													238	N	San Diego St.	53 41
													257	N	Morgan St.	54 36
													258	A	Wyoming	62 57
													258	H	Wyoming	63 42
													303	A	Denver	74 46
													325	A	Nevada	64 37
													325	H	Nevada	74 56
													331	H	Incarnate Word	60 37
LAST 12 Division I GAMES:																
				107	N	Fresno St.	55 54		165	A	New Mexico	49 48				
				165	N	New Mexico	60 42		258	A	Wyoming	62 57				
				238	N	San Diego St.	53 41		234	H	Utah St.	91 64				
				341	A	Air Force	81 48		211	H	UNLV	83 52				
				107	H	Fresno St.	68 55		154	A	Boise St.	83 51				
				325	H	Nevada	74 56		325	A	Nevada	64 37				

Non-Div I Games: Okla. Panhandle 90 45 Western St. 84 42

Colorado St.

■ Loss,
 ■ Non-Conf, S Site,
 ■ Home
 ■ Away
 N Neutral

RPI	S	Opponent	Score
341	A	Air Force	81 48
341	H	Air Force	71 47

C
o
l
o
r
a
d
o
s
t
.

C
o
l
o
r
a
d
o
s
t
.

Colorado St.

C
o
l
u
m
b
i
aC
o
l
u
m
b
i
a

Columbia

Page 69

Average RPI Win: 299	WON-LOST	WINNING	LAST 10	STRENGTH OF	OPP. STRENGTH	TEAM	ADJ.	CONF.	ADJ CONF.
Average RPI Loss: 168	RECORD	PCT. RANK	GAMES	SCHEDULE	OF SCHEDULE	RPI	RPI	RPI	RPI
DIV. I ONLY	16- 15	160	9- 1	326	315	231	231	32	32
DIV. I NON-CONF.	3- 8	258	0- 0	105	74	195	195	30	30
TOTALS	RPI 1-25	RPI 26-50	W-L RECORDS	RPI 51-100	RPI 101-150	RPI 150+			
16- 15	0- 3	0- 0	OVERALL	0- 2	0- 2	16- 8			
8- 2	0- 0	0- 0	HOME	0- 0	0- 0	8- 2			
4- 11	0- 3	0- 0	AWAY	0- 1	0- 2	4- 5			
4- 2	0- 0	0- 0	NEUTRAL	0- 1	0- 0	4- 1			
3- 8	0- 3	0- 0	NON-CONFERENCE	0- 2	0- 2	3- 1			
1- 1	0- 0	0- 0	HOME	0- 0	0- 0	1- 1			
1- 6	0- 3	0- 0	AWAY	0- 1	0- 2	1- 0			
1- 1	0- 0	0- 0	NEUTRAL	0- 1	0- 0	1- 0			
13- 7	0- 0	0- 0	CONFERENCE	0- 0	0- 0	13- 7			
7- 1	0- 0	0- 0	HOME	0- 0	0- 0	7- 1			
3- 5	0- 0	0- 0	AWAY	0- 0	0- 0	3- 5			
3- 1	0- 0	0- 0	NEUTRAL	0- 0	0- 0	3- 1			

RPI 1-25			RPI 26-50			RPI 51-100			RPI 101+ Team's RPI: 231		
RPI	S	Opponent	Score	RPI	S	Opponent	Score	RPI	S	Opponent	Score
13	A	Syracuse	56 88					111	A	Virginia	40 75
22	A	West Virginia	64 96					123	A	Virginia Tech	39 72
25	A	Miami (FL)	59 78					186	H	UMBC	61 68
								195	H	N.C. A&T	65 59
								195	N	N.C. A&T	46 65
								207	H	Hampton	68 64
								250	A	Bethune-Cookman	56 69
								257	A	Morgan St.	51 72
								257	H	Morgan St.	82 38
								257	N	Morgan St.	63 53
								280	H	UMES	61 54
								286	A	Towson	81 69
								290	A	Florida A&M	73 79
								293	A	South Carolina St.	63 67
								293	N	South Carolina St.	81 62
								297	A	Savannah St.	55 57
								316	H	Mt. St. Mary's	66 55
								324	A	Delaware St.	54 49
								324	H	Delaware St.	84 79
								327	A	Howard	83 67
								327	H	Howard	69 71
								330	N	Lafayette	64 57
								347	A	Norfolk St.	56 47
								347	H	Norfolk St.	69 44
								347	N	Norfolk St.	78 54
								348	H	N.C. Central	63 46
LAST 12 Division I GAMES:											
		195	N	N.C. A&T	46 65		347	A	Norfolk St.	56 47	
		293	N	South Carolina St.	81 62		207	H	Hampton	68 64	
		257	N	Morgan St.	63 53		348	H	N.C. Central	63 46	
		347	N	Norfolk St.	78 54		324	H	Delaware St.	84 79	
		324	A	Delaware St.	54 49		327	H	Howard	69 71	
		257	H	Morgan St.	82 38		297	A	Savannah St.	55 57	

Non-Div I Games: Bowie St.

63 **64**

Coppin St.

■ Loss,
 ■ Non-Conf,
 ■ S Site,
 ■ Home
 ■ A Away
 N Neutral

Average RPI Win: 233	WON-LOST	WINNING	LAST 10	STRENGTH OF	OPP. STRENGTH	TEAM	ADJ.	CONF.	ADJ CONF.
Average RPI Loss: 130	RECORD	PCT. RANK	GAMES	SCHEDULE	OF SCHEDULE	RPI	RPI	RPI	RPI
DIV. I ONLY	14- 14	165	3- 7	178	175	169	169	10	10
DIV. I NON-CONF.	8- 6	136	0- 0	293	300	199	199	12	12
TOTALS	RPI 1-25	RPI 26-50	W-L RECORDS	RPI 51-100	RPI 101-150	RPI 150+			
14- 14	0- 1	1- 3	OVERALL	0- 2	0- 2	13- 6			
11- 3	0- 0	1- 1	HOME	0- 1	0- 0	10- 1			
3- 11	0- 1	0- 2	AWAY	0- 1	0- 2	3- 5			
0- 0	0- 0	0- 0	NEUTRAL	0- 0	0- 0	0- 0			
8- 6	0- 1	0- 0	NON-CONFERENCE	0- 0	0- 2	8- 3			
6- 1	0- 0	0- 0	HOME	0- 0	0- 0	6- 1			
2- 5	0- 1	0- 0	AWAY	0- 0	0- 2	2- 2			
0- 0	0- 0	0- 0	NEUTRAL	0- 0	0- 0	0- 0			
6- 8	0- 0	1- 3	CONFERENCE	0- 2	0- 0	5- 3			
5- 2	0- 0	1- 1	HOME	0- 1	0- 0	4- 0			
1- 6	0- 0	0- 2	AWAY	0- 1	0- 0	1- 3			
0- 0	0- 0	0- 0	NEUTRAL	0- 0	0- 0	0- 0			

RPI 1-25				RPI 26-50				RPI 51-100				RPI 101+ Team's RPI: 169			
RPI	S	Opponent	Score	RPI	S	Opponent	Score	RPI	S	Opponent	Score	RPI	S	Opponent	Score
9	A	Stanford	38 93	26	A	Penn	50 65	96	A	Harvard	63 68	106	A	Buffalo	41 59
				26	H	Penn	51 46	96	H	Harvard	56 65	128	A	Marshall	47 73
				36	A	Princeton	51 71					157	A	Yale	38 56
				36	H	Princeton	57 94					157	H	Yale	74 63
												159	H	Stony Brook	49 58
												199	H	Fairfield	59 35
												205	A	Brown	69 91
												205	H	Brown	85 70
												217	A	Dartmouth	52 60
												217	H	Dartmouth	71 58
												221	A	Hartford	50 53
												223	H	Binghamton	64 57
												237	A	Bryant	70 62
												247	A	Columbia	66 59
												247	H	Columbia	84 73
												262	H	Saint Francis (PA)	75 69
												286	H	Towson	88 60
												294	H	Colgate	73 60
												324	H	Delaware St.	71 62
												327	A	Howard	74 76
												339	A	Cal St. Fullerton	59 47
LAST 12 Division I GAMES:															
205	A	Brown	69 91	26	A	Penn	50 65								
157	A	Yale	38 56	36	A	Princeton	51 71								
36	H	Princeton	57 94	157	H	Yale	74 63								
26	H	Penn	51 46	205	H	Brown	85 70								
96	A	Harvard	63 68	217	H	Dartmouth	71 58								
217	A	Dartmouth	52 60	96	H	Harvard	56 65								

Non-Div I Games:

Cornell

■ Loss,
 ■ Non-Conf, S Site,
 ■ Home
 ■ Away
 N Neutral

Average RPI Win: 148	WON-LOST	WINNING	LAST 10	STRENGTH OF	OPP. STRENGTH	TEAM	ADJ.	CONF.	ADJ CONF.
Average RPI Loss: 95	RECORD	PCT. RANK	GAMES	SCHEDULE	OF SCHEDULE	RPI	RPI	RPI	RPI
DIV. I ONLY	17- 17	165	5- 5	81	74	115	115	6	6
DIV. I NON-CONF.	6- 6	160	0- 0	120	109	136	136	6	6
TOTALS	RPI 1-25	RPI 26-50	W-L RECORDS	RPI 51-100	RPI 101-150	RPI 150+			
17- 17	0- 0	2- 7	OVERALL	5- 3	1- 4	9- 3			
8- 5	0- 0	0- 4	HOME	3- 0	0- 1	5- 0			
4- 10	0- 0	1- 2	AWAY	1- 3	0- 2	2- 3			
5- 2	0- 0	1- 1	NEUTRAL	1- 0	1- 1	2- 0			
6- 6	0- 0	0- 1	NON-CONFERENCE	1- 2	1- 2	4- 1			
3- 1	0- 0	0- 1	HOME	1- 0	0- 0	2- 0			
1- 4	0- 0	0- 0	AWAY	0- 2	0- 1	1- 1			
2- 1	0- 0	0- 0	NEUTRAL	0- 0	1- 1	1- 0			
11- 11	0- 0	2- 6	CONFERENCE	4- 1	0- 2	5- 2			
5- 4	0- 0	0- 3	HOME	2- 0	0- 1	3- 0			
3- 6	0- 0	1- 2	AWAY	1- 1	0- 1	1- 2			
3- 1	0- 0	1- 1	NEUTRAL	1- 0	0- 0	1- 0			

RPI 1-25				RPI 26-50				RPI 51-100				RPI 101+				Team's RPI: 115	
RPI	S	Opponent	Score	RPI	S	Opponent	Score	RPI	S	Opponent	Score	RPI	S	Opponent	Score		
				29	A	DePaul	63 81	55	A	Villanova	65 62	101	N	Northwestern	52 75		
				29	H	DePaul	52 78	55	H	Villanova	53 48	102	A	Georgetown	57 69		
				39	A	Seton Hall	71 77	55	N	Villanova	57 48	102	H	Georgetown	44 57		
				39	H	Seton Hall	82 86	88	A	Utah	58 74	110	A	Drake	72 81		
				39	N	Seton Hall	77 56	91	H	UNI	69 61	148	N	East Carolina	91 66		
				42	A	St. John's (NY)	64 57	95	A	Nebraska	63 65	161	H	Marist	89 46		
				42	H	St. John's (NY)	55 66	99	A	Marquette	72 79	168	A	Xavier	55 57		
				42	N	St. John's (NY)	37 50	99	H	Marquette	83 81	168	H	Xavier	74 47		
				50	H	South Dakota St.	51 53					171	N	Eastern Wash.	66 60		
												183	A	Butler	52 42		
												183	H	Butler	77 49		
												222	A	Kansas	54 67		
												241	A	Omaha	69 46		
												265	A	Providence	59 61		
												265	H	Providence	72 48		
												265	N	Providence	70 53		
												301	H	Wichita St.	79 54		
LAST 12 Division I GAMES:																	
				42	N	St. John's (NY)	37 50	29	H	DePaul	52 78						
				39	N	Seton Hall	77 56	99	H	Marquette	83 81						
				55	N	Villanova	57 48	265	A	Providence	59 61						
				265	N	Providence	70 53	168	A	Xavier	55 57						
				42	A	St. John's (NY)	64 57	183	A	Butler	52 42						
				39	A	Seton Hall	71 77	102	H	Georgetown	44 57						

Non-Div I Games:

Creighton

■ Loss,
 ■ Non-Conf,
 ■ S Site,
 ■ H Home
 ■ A Away
 N Neutral

Average RPI Win:	232	WON-LOST	WINNING	LAST 10	STRENGTH OF	OPP. STRENGTH	TEAM	ADJ.	CONF.	ADJ CONF.
Average RPI Loss:	137	RECORD	PCT. RANK	GAMES	SCHEDULE	OF SCHEDULE	RPI	RPI	RPI	RPI
DIV. I ONLY	12- 18	232	5- 5	173	168	217	217	10	10	
DIV. I NON-CONF.	5- 11	244	0- 0	298	282	292	292	12	12	
TOTALS	RPI 1-25	RPI 26-50	W-L RECORDS	RPI 51-100	RPI 101-150	RPI 150+				
12- 18	0- 1	0- 4	OVERALL	1- 3	0- 2	11- 8				
5- 9	0- 0	0- 2	HOME	0- 2	0- 0	5- 5				
7- 7	0- 1	0- 2	AWAY	1- 1	0- 0	6- 3				
0- 2	0- 0	0- 0	NEUTRAL	0- 0	0- 2	0- 0				
5- 11	0- 1	0- 0	NON-CONFERENCE	0- 2	0- 2	5- 6				
2- 5	0- 0	0- 0	HOME	0- 1	0- 0	2- 4				
3- 4	0- 1	0- 0	AWAY	0- 1	0- 0	3- 2				
0- 2	0- 0	0- 0	NEUTRAL	0- 0	0- 2	0- 0				
7- 7	0- 0	0- 4	CONFERENCE	1- 1	0- 0	6- 2				
3- 4	0- 0	0- 2	HOME	0- 1	0- 0	3- 1				
4- 3	0- 0	0- 2	AWAY	1- 0	0- 0	3- 1				
0- 0	0- 0	0- 0	NEUTRAL	0- 0	0- 0	0- 0				

RPI S	Opponent	Score	RPI S	Opponent	Score	RPI S	Opponent	Score	RPI S	Opponent	Score	Team's RPI: 217
14	A Louisville	52 94	26	A Penn	50 65	60	H Maine	41 59	144	N McNeese St.	56 78	
			26	H Penn	41 56	79	A Drexel	53 69	145	N Jacksonville	44 51	
			36	A Princeton	42 68	96	A Harvard	70 64	157	A Yale	68 63	
			36	H Princeton	48 85	96	H Harvard	43 56	157	H Yale	62 65	
									169	A Cornell	58 71	
									169	H Cornell	60 52	
									205	A Brown	63 50	
									205	H Brown	60 56	
									209	A Oakland	60 78	
									214	H Rhode Island	41 57	
									221	A Hartford	43 36	
									235	H New Hampshire	57 61	
									247	A Columbia	76 73	
									247	H Columbia	63 53	
									254	A Holy Cross	60 54	
									273	H American	41 45	
									276	A Central Conn. St.	55 59	
									277	H Vermont	54 56	
									291	H Niagara	60 47	
									342	A NJIT	46 39	
									344	H Boston U.	72 52	
LAST 12 Division I GAMES:												
36	A Princeton	42 68	205	A Brown	63 50							
26	A Penn	50 65	157	A Yale	68 63							
157	H Yale	62 65	26	H Penn	41 56							
205	H Brown	60 56	36	H Princeton	48 85							
247	H Columbia	63 53	169	A Cornell	58 71							
169	H Cornell	60 52	247	A Columbia	76 73							

Non-Div I Games:

Dartmouth

■ Loss,
■ Non-Conf,
■ S Site,
■ H Home
■ A Away
N Neutral

Davidson

Through Games Of March 12, 2016

Average RPI Win: 225	WON-LOST	WINNING	LAST 10	STRENGTH OF	OPP. STRENGTH	TEAM	ADJ.	CONF.	ADJ CONF.
Average RPI Loss: 101	RECORD	PCT. RANK	GAMES	SCHEDULE	OF SCHEDULE	RPI	RPI	RPI	RPI
DIV. I ONLY	11- 19	248	2- 8	109	102	189	189	7	7
DIV. I NON-CONF.	6- 7	176	0- 0	197	190	178	178	8	8
TOTALS	RPI 1-25	RPI 26-50	W-L RECORDS	RPI 51-100	RPI 101-150	RPI 150+			
11- 19	0- 3	0- 3	OVERALL	1- 5	0- 2	10- 6			
4- 9	0- 3	0- 1	HOME	0- 3	0- 0	4- 2			
6- 9	0- 0	0- 2	AWAY	1- 2	0- 2	5- 3			
1- 1	0- 0	0- 0	NEUTRAL	0- 0	0- 0	1- 1			
6- 7	0- 1	0- 2	NON-CONFERENCE	0- 1	0- 1	6- 2			
2- 3	0- 1	0- 0	HOME	0- 1	0- 0	2- 1			
3- 4	0- 0	0- 2	AWAY	0- 0	0- 1	3- 1			
1- 0	0- 0	0- 0	NEUTRAL	0- 0	0- 0	1- 0			
5- 12	0- 2	0- 1	CONFERENCE	1- 4	0- 1	4- 4			
2- 6	0- 2	0- 1	HOME	0- 2	0- 0	2- 1			
3- 5	0- 0	0- 0	AWAY	1- 2	0- 1	2- 2			
0- 1	0- 0	0- 0	NEUTRAL	0- 0	0- 0	0- 1			

RPI 1-25				RPI 26-50				RPI 51-100				RPI 101+ Team's RPI: 189			
RPI	S	Opponent	Score	RPI	S	Opponent	Score	RPI	S	Opponent	Score	RPI	S	Opponent	Score
17	H	Michigan St.	44 73	30	A	James Madison	45 87	54	A	Saint Louis	51 88	118	A	Saint Joseph's	54 87
18	H	Duquesne	62 77	34	H	St. Bonaventure	47 59	54	H	Saint Louis	50 79	143	A	Wake Forest	58 77
23	H	George Washington	60 79	49	A	North Carolina St.	42 58	69	A	VCU	56 50	163	A	Fordham	40 51
								69	H	VCU	59 74	163	H	Fordham	69 51
								82	A	Dayton	66 77	164	H	ETSU	58 65
								89	H	Charlotte	88 99	170	H	George Mason	68 63
												174	A	Radford	68 79
												198	A	Richmond	67 59
												198 N		Richmond	51 70
												214	A	Rhode Island	62 78
												218	A	Furman	69 51
												224	H	Massachusetts	62 66
												251	A	High Point	62 60
												256 N		Bowling Green	60 56
												274	A	UNCW	77 50
												281	A	La Salle	66 58
												293	H	South Carolina St.	63 51
												300	H	Western Caro.	64 51
LAST 12 Division I GAMES:															
198 N		Richmond	51 70	18	H	Duquesne	62 77								
69	H	VCU	59 74	170	H	George Mason	68 63								
118	A	Saint Joseph's	54 87	82	A	Dayton	66 77								
224	H	Massachusetts	62 66	23	H	George Washington	60 79								
54	A	Saint Louis	51 88	214	A	Rhode Island	62 78								
198	A	Richmond	67 59	163	H	Fordham	69 51								

Non-Div I Games:

Davidson

■ Loss,
 ■ Non-Conf,
 ■ S Site,
 ■ H Home
 ■ A Away
 N Neutral

Average RPI Win:	142	WON-LOST	WINNING	LAST 10	STRENGTH OF	OPP. STRENGTH	TEAM	ADJ.	CONF.	ADJ CONF.
Average RPI Loss:	64	RECORD	PCT. RANK	GAMES	SCHEDULE	OF SCHEDULE	RPI	RPI	RPI	RPI
DIV. I ONLY	14- 14	165	5- 5	16	69	82	82	7	7	
DIV. I NON-CONF.	7- 4	110	0- 0	10	7	24	24	8	8	
TOTALS	RPI 1-25	RPI 26-50	W-L RECORDS	RPI 51-100	RPI 101-150	RPI 150+				
14- 14	1- 6	1- 1	OVERALL	2- 4	2- 1	8- 2				
7- 6	0- 2	1- 1	HOME	1- 2	0- 1	5- 0				
5- 6	0- 3	0- 0	AWAY	0- 2	2- 0	3- 1				
2- 2	1- 1	0- 0	NEUTRAL	1- 0	0- 0	0- 1				
7- 4	1- 2	1- 0	NON-CONFERENCE	2- 1	1- 1	2- 0				
4- 1	0- 0	1- 0	HOME	1- 0	0- 1	2- 0				
1- 2	0- 1	0- 0	AWAY	0- 1	1- 0	0- 0				
2- 1	1- 1	0- 0	NEUTRAL	1- 0	0- 0	0- 0				
7- 10	0- 4	0- 1	CONFERENCE	0- 3	1- 0	6- 2				
3- 5	0- 2	0- 1	HOME	0- 2	0- 0	3- 0				
4- 4	0- 2	0- 0	AWAY	0- 1	1- 0	3- 1				
0- 1	0- 0	0- 0	NEUTRAL	0- 0	0- 0	0- 1				

RPI S	Opponent	Score	RPI S	Opponent	Score	RPI S	Opponent	Score	RPI S	Opponent	Score
9 N	Stanford	66 74	34 H	St. Bonaventure	54 59	54 A	Saint Louis	56 70	116 H	Gonzaga	47 57
14 N	Louisville	79 66	36 H	Princeton	85 81	54 H	Saint Louis	52 55	117 A	Toledo	83 57
18 A	Duquesne	58 89				60 N	Maine	58 37	118 A	Saint Joseph's	71 61
18 H	Duquesne	72 76				67 A	Purdue	58 61	157 H	Yale	81 75
21 A	Green Bay	52 68				69 H	VCU	72 74	163 H	Fordham	77 55
23 A	George Washington	62 72				73 H	Vanderbilt	81 56	170 H	George Mason	81 58
23 H	George Washington	61 62							170 N	George Mason	62 66
									189 H	Davidson	77 66
									198 A	Richmond	60 48
									200 H	Wisconsin	87 64
									214 A	Rhode Island	67 53
									224 A	Massachusetts	69 76
									281 A	La Salle	67 51
LAST 12 Division I GAMES:											
170 N	George Mason	62 66	170 H	George Mason	81 58						
163 H	Fordham	77 55	214 A	Rhode Island	67 53						
54 H	Saint Louis	52 55	189 H	Davidson	77 66						
18 H	Duquesne	72 76	281 A	La Salle	67 51						
224 A	Massachusetts	69 76	118 A	Saint Joseph's	71 61						
23 A	George Washington	62 72	34 H	St. Bonaventure	54 59						

Non-Div I Games:

Dayton

■ Loss,
 ■ Non-Conf,
 S Site,
 ■ Home
 ■ Away
 N Neutral

Average RPI Win: 141	WON-LOST	WINNING	LAST 10	STRENGTH OF	OPP. STRENGTH	TEAM	ADJ.	CONF.	ADJ CONF.
Average RPI Loss: 46	RECORD	PCT. RANK	GAMES	SCHEDULE	OF SCHEDULE	RPI	RPI	RPI	RPI
DIV. I ONLY	25- 8	43	9- 1	36	67	29	29	6	6
DIV. I NON-CONF.	8- 5	120	0- 0	13	30	48	48	6	6
TOTALS	RPI 1-25	RPI 26-50	W-L RECORDS	RPI 51-100	RPI 101-150	RPI 150+			
25- 8	1- 3	5- 3	OVERALL	3- 1	6- 0	10- 1			
14- 5	0- 1	3- 2	HOME	1- 1	3- 0	7- 1			
11- 3	1- 2	2- 1	AWAY	2- 0	3- 0	3- 0			
0- 0	0- 0	0- 0	NEUTRAL	0- 0	0- 0	0- 0			
8- 5	1- 3	2- 1	NON-CONFERENCE	0- 0	2- 0	3- 1			
6- 2	0- 1	2- 0	HOME	0- 0	1- 0	3- 1			
2- 3	1- 2	0- 1	AWAY	0- 0	1- 0	0- 0			
0- 0	0- 0	0- 0	NEUTRAL	0- 0	0- 0	0- 0			
17- 3	0- 0	3- 2	CONFERENCE	3- 1	4- 0	7- 0			
8- 3	0- 0	1- 2	HOME	1- 1	2- 0	4- 0			
9- 0	0- 0	2- 0	AWAY	2- 0	2- 0	3- 0			
0- 0	0- 0	0- 0	NEUTRAL	0- 0	0- 0	0- 0			

RPI 1-25				RPI 26-50				RPI 51-100				RPI 101+			
RPI	S	Opponent	Score	RPI	S	Opponent	Score	RPI	S	Opponent	Score	RPI	S	Opponent	Score
1	A	Notre Dame	90 95	34	H	St. Bonaventure	77 54	55	A	Villanova	75 47	101	A	Northwestern	77 64
2	A	Baylor	72 86	39	A	Seton Hall	86 74	55	H	Villanova	60 64	102	A	Georgetown	80 66
3	H	UConn	70 86	39	H	Seton Hall	74 83	99	A	Marquette	98 65	102	H	Georgetown	75 53
19	A	Texas A&M	80 66	42	A	St. John's (NY)	71 61	99	H	Marquette	91 86	115	A	Creighton	78 52
				42	H	St. John's (NY)	77 71					115	H	Creighton	81 63
				42	H	St. John's (NY)	66 75					138	H	Southern Ill.	105 61
				46	H	Indiana	84 69					168	A	Xavier	70 53
				50	A	South Dakota St.	79 88					168	H	Xavier	82 52
												175	H	Loyola Chicago	75 88
												183	A	Butler	61 54
												183	H	Butler	76 49
												183	H	Butler	102 63
												265	A	Providence	91 68
												265	H	Providence	96 50
												294	H	Colgate	96 46
												320	H	Illinois St.	89 41
												345	H	Chicago St.	88 42
LAST 12 Division I GAMES:															
				42	H	St. John's (NY)	66 75	168	H	Xavier	82 52				
				183	H	Butler	76 49	102	A	Georgetown	80 66				
				99	A	Marquette	98 65	55	A	Villanova	75 47				
				115	A	Creighton	78 52	42	H	St. John's (NY)	77 71				
				265	A	Providence	91 68	39	H	Seton Hall	74 83				
				183	H	Butler	102 63	265	H	Providence	96 50				

Non-Div I Games:

DePaul

Average RPI Win:	224	WON-LOST	WINNING	LAST 10	STRENGTH OF	OPP. STRENGTH	TEAM	ADJ.	CONF.	ADJ CONF.
Average RPI Loss:	105	RECORD	PCT. RANK	GAMES	SCHEDULE	OF SCHEDULE	RPI	RPI	RPI	RPI
DIV. I ONLY	16- 15	160	5- 5	185	130	152	152	12	12	
DIV. I NON-CONF.	5- 6	180	0- 0	303	196	227	227	10	10	
TOTALS	RPI 1-25	RPI 26-50	W-L RECORDS	RPI 51-100	RPI 101-150	RPI 150+				
16- 15	0- 0	0- 3	OVERALL	2- 6	0- 2	14- 4				
8- 4	0- 0	0- 1	HOME	1- 2	0- 1	7- 0				
6- 9	0- 0	0- 1	AWAY	0- 4	0- 1	6- 3				
2- 2	0- 0	0- 1	NEUTRAL	1- 0	0- 0	1- 1				
5- 6	0- 0	0- 0	NON-CONFERENCE	0- 1	0- 2	5- 3				
2- 1	0- 0	0- 0	HOME	0- 0	0- 1	2- 0				
2- 4	0- 0	0- 0	AWAY	0- 1	0- 1	2- 2				
1- 1	0- 0	0- 0	NEUTRAL	0- 0	0- 0	1- 1				
11- 9	0- 0	0- 3	CONFERENCE	2- 5	0- 0	9- 1				
6- 3	0- 0	0- 1	HOME	1- 2	0- 0	5- 0				
4- 5	0- 0	0- 1	AWAY	0- 3	0- 0	4- 1				
1- 1	0- 0	0- 1	NEUTRAL	1- 0	0- 0	0- 0				

RPI S	Opponent	Score	RPI S	Opponent	Score	RPI S	Opponent	Score	RPI S	Opponent	Score	Team's RPI: 152
30	A James Madison	55 75	30	H James Madison	43 65	75	A Hofstra	49 58	102	A Georgetown	50 61	
30	N James Madison	47 68	30	N James Madison	47 68	75	H Hofstra	54 47	148	H East Carolina	58 68	
						79	A Drexel	43 47	151	A Northeastern	54 57	
						79	H Drexel	53 54	151	H Northeastern	59 52	
						92	A Elon	45 62	161	A Marist	56 50	
						92	H Elon	64 66	163	A Fordham	55 48	
						92	N Elon	57 50	170	A George Mason	83 90	
						98	A Bucknell	51 80	196	A Robert Morris	50 53	
									200	N Wisconsin	52 54	
									219	A William & Mary	69 53	
									219	H William & Mary	67 63	
									226	A Col. of Charleston	63 47	
									226	H Col. of Charleston	72 55	
									274	A UNCW	56 44	
									274	H UNCW	67 59	
									277	H Vermont	71 60	
									286	A Towson	66 62	
									286	H Towson	69 64	
									323	N North Dakota St.	62 50	
									330	H Lafayette	67 47	
LAST 12 Division I GAMES:												
30	N James Madison	47 68	151	A Northeastern	54 57							
92	N Elon	57 50	219	A William & Mary	69 53							
30	H James Madison	43 65	226	H Col. of Charleston	72 55							
274	A UNCW	56 44	92	H Elon	64 66							
92	A Elon	45 62	286	A Towson	66 62							
75	H Hofstra	54 47	79	A Drexel	43 47							

Non-Div I Games:

Delaware

■ Loss,
 ■ Non-Conf,
 ■ S Site,
 ■ Home
 ■ A Away
 N Neutral

Average RPI Win:	304	WON-LOST	WINNING	LAST 10	STRENGTH OF	OPP. STRENGTH	TEAM	ADJ.	CONF.	ADJ CONF.
Average RPI Loss:	208	RECORD	PCT. RANK	GAMES	SCHEDULE	OF SCHEDULE	RPI	RPI	RPI	RPI
DIV. I ONLY	9- 21	276	2- 8	328	325	324	324	32	32	
DIV. I NON-CONF.	3- 10	277	0- 0	253	219	308	308	30	30	
TOTALS	RPI 1-25	RPI 26-50	W-L RECORDS	RPI 51-100	RPI 101-150	RPI 150+				
9- 21	0- 1	0- 0	OVERALL	0- 2	0- 1	9- 17				
6- 8	0- 0	0- 0	HOME	0- 1	0- 0	6- 7				
2- 12	0- 1	0- 0	AWAY	0- 1	0- 1	2- 9				
1- 1	0- 0	0- 0	NEUTRAL	0- 0	0- 0	1- 1				
3- 10	0- 1	0- 0	NON-CONFERENCE	0- 2	0- 1	3- 6				
2- 4	0- 0	0- 0	HOME	0- 1	0- 0	2- 3				
0- 6	0- 1	0- 0	AWAY	0- 1	0- 1	0- 3				
1- 0	0- 0	0- 0	NEUTRAL	0- 0	0- 0	1- 0				
6- 11	0- 0	0- 0	CONFERENCE	0- 0	0- 0	6- 11				
4- 4	0- 0	0- 0	HOME	0- 0	0- 0	4- 4				
2- 6	0- 0	0- 0	AWAY	0- 0	0- 0	2- 6				
0- 1	0- 0	0- 0	NEUTRAL	0- 0	0- 0	0- 1				

RPI 1-25				RPI 26-50				RPI 51-100				RPI 101+ Team's RPI: 324			
RPI	S	Opponent	Score	RPI	S	Opponent	Score	RPI	S	Opponent	Score	RPI	S	Opponent	Score
22	A	West Virginia	34 77					70	A	Temple	59 100	132	A	Pittsburgh	43 77
								75	H	Hofstra	49 66	163	A	Fordham	58 74
												169	A	Cornell	62 71
												179	A	Fla. Atlantic	55 83
												195	H	N.C. A&T	64 84
												207	A	Hampton	89 81
												207	H	Hampton	54 63
												212	H	Lehigh	49 83
												219	H	William & Mary	59 65
												231	A	Coppin St.	79 84
												231	H	Coppin St.	49 54
												250	A	Bethune-Cookman	35 66
												257	A	Morgan St.	49 56
												259	N	Appalachian St.	76 69
												280	A	UMES	49 54
												280	H	UMES	61 70
												290	A	Florida A&M	56 86
												290	N	Florida A&M	74 79
												293	A	South Carolina St.	48 61
												293	H	South Carolina St.	79 61
												297	A	Savannah St.	67 59
												314	H	Longwood	88 63
												316	H	Mt. St. Mary's	41 54
												327	H	Howard	87 86
												343	H	Wagner	66 44
												347	H	Norfolk St.	64 61
LAST 12 Division I GAMES:															
290	N	Florida A&M	74 79	231	A	Coppin St.	79 84								
231	H	Coppin St.	49 54	280	H	UMES	61 70								
207	A	Hampton	89 81	290	A	Florida A&M	56 86								
280	A	UMES	49 54	250	A	Bethune-Cookman	35 66								
207	H	Hampton	54 63	293	H	South Carolina St.	79 61								
347	H	Norfolk St.	64 61	348	H	N.C. Central	66 56								

Non-Div I Games:

Delaware St.

■ Loss,
 ■ Non-Conf,
 ■ S Site,
 ■ Home
 ■ A Away
 N Neutral

RPI	S	Opponent	Score
348	H	N.C. Central	66 56

Delaware St.

D
e
l
a
w
a
r
e
S
t
.

D
e
l
a
w
a
r
e
S
t
.

Average RPI Win: 288	WON-LOST	WINNING	LAST 10	STRENGTH OF	OPP. STRENGTH	TEAM	ADJ.	CONF.	ADJ CONF.
Average RPI Loss: 169	RECORD	PCT. RANK	GAMES	SCHEDULE	OF SCHEDULE	RPI	RPI	RPI	RPI
DIV. I ONLY	5- 25	322	1- 9	175	243	303	303	18	18
DIV. I NON-CONF.	2- 11	306	0- 0	203	308	290	290	19	19
TOTALS	RPI 1-25	RPI 26-50	W-L RECORDS	RPI 51-100	RPI 101-150	RPI 150+			
5- 25	0- 1	0- 3	OVERALL	0- 3	1- 5	4- 13			
2- 12	0- 0	0- 2	HOME	0- 1	0- 3	2- 6			
3- 10	0- 0	0- 0	AWAY	0- 0	1- 0	2- 1			
0- 3	0- 1	0- 0	NEUTRAL	0- 1	0- 0	0- 1			
2- 11	0- 1	0- 1	NON-CONFERENCE	0- 0	1- 1	1- 8			
0- 6	0- 0	0- 1	HOME	0- 0	0- 1	0- 4			
2- 3	0- 0	0- 0	AWAY	0- 0	1- 0	1- 3			
0- 2	0- 1	0- 0	NEUTRAL	0- 0	0- 0	0- 1			
3- 14	0- 0	0- 2	CONFERENCE	0- 3	0- 4	3- 5			
2- 6	0- 0	0- 1	HOME	0- 1	0- 2	2- 2			
1- 7	0- 0	0- 1	AWAY	0- 1	0- 2	1- 3			
0- 1	0- 0	0- 0	NEUTRAL	0- 1	0- 0	0- 0			

RPI 1-25			RPI 26-50			RPI 51-100			RPI 101+ Team's RPI: 303		
RPI	S	Opponent	Score	RPI	S	Opponent	Score	RPI	S	Opponent	Score
1	N	Notre Dame	52 94	41	H	Colorado St.	46 74	62	A	South Dakota	60 85
				50	A	South Dakota St.	52 80	62	H	South Dakota	33 79
				50	H	South Dakota St.	39 76	62	N	South Dakota	54 73
LAST 12 Division I GAMES:											
		62 N South Dakota	54 73			142 H Oral Roberts	56 59			131 A IUPUI	75 81
		241 H Omaha	60 70			62 H South Dakota	33 79			131 H IUPUI	54 67
		323 A North Dakota St.	55 45			315 A IPFW	49 61			135 H Long Beach St.	41 48
		50 A South Dakota St.	52 80			131 A IUPUI	75 81			140 A Milwaukee	56 49
		131 H IUPUI	54 67			142 A Oral Roberts	33 65			142 H Oral Roberts	56 59
		242 H Western Ill.	69 80			142 H Oral Roberts	56 59			184 H Northern Colo.	51 60
						192 H Weber St.	49 61			208 N Louisiana Tech	53 58
						241 A Omaha	55 67			241 H Omaha	60 70
						242 A Western Ill.	60 63			242 H Western Ill.	69 80
						249 H Ill.-Chicago	46 56			249 H Ill.-Chicago	46 56
						258 H Wyoming	64 75			258 H Wyoming	64 75
						266 A Pepperdine	60 64			266 A Pepperdine	60 64
						272 A Seattle	51 59			272 A Seattle	51 59
						305 A UMKC	58 68			305 A UMKC	58 68
						315 A IPFW	49 61			315 A IPFW	49 61
						315 H IPFW	53 50			315 H IPFW	53 50
						323 A North Dakota St.	55 45			323 A North Dakota St.	55 45
						323 H North Dakota St.	64 53			323 H North Dakota St.	64 53
						341 A Air Force	57 48			341 A Air Force	57 48

Non-Div I Games:

Denver

Average RPI Win: 212	WON-LOST	WINNING	LAST 10	STRENGTH OF	OPP. STRENGTH	TEAM	ADJ.	CONF.	ADJ CONF.
Average RPI Loss: 119	RECORD	PCT. RANK	GAMES	SCHEDULE	OF SCHEDULE	RPI	RPI	RPI	RPI
DIV. I ONLY	14- 15	180	6- 4	124	122	158	158	14	14
DIV. I NON-CONF.	3- 7	248	0- 0	170	59	260	260	16	16
TOTALS	RPI 1-25	RPI 26-50	W-L RECORDS	RPI 51-100	RPI 101-150	RPI 150+			
14- 15	0- 4	0- 1	OVERALL	1- 3	4- 3	9- 4			
7- 8	0- 1	0- 0	HOME	0- 3	2- 1	5- 3			
7- 6	0- 3	0- 1	AWAY	1- 0	2- 2	4- 0			
0- 1	0- 0	0- 0	NEUTRAL	0- 0	0- 0	0- 1			
3- 7	0- 2	0- 1	NON-CONFERENCE	0- 2	0- 1	3- 1			
3- 3	0- 0	0- 0	HOME	0- 2	0- 0	3- 1			
0- 4	0- 2	0- 1	AWAY	0- 0	0- 1	0- 0			
0- 0	0- 0	0- 0	NEUTRAL	0- 0	0- 0	0- 0			
11- 8	0- 2	0- 0	CONFERENCE	1- 1	4- 2	6- 3			
4- 5	0- 1	0- 0	HOME	0- 1	2- 1	2- 2			
7- 2	0- 1	0- 0	AWAY	1- 0	2- 1	4- 0			
0- 1	0- 0	0- 0	NEUTRAL	0- 0	0- 0	0- 1			

RPI 1-25				RPI 26-50				RPI 51-100				RPI 101+ Team's RPI: 158			
RPI	S	Opponent	Score	RPI	S	Opponent	Score	RPI	S	Opponent	Score	RPI	S	Opponent	Score
8	A	Maryland	41 97	34	A	St. Bonaventure	73 84	78	H	Michigan	61 88	130	A	Youngstown St.	69 68
17	A	Michigan St.	42 81					86	H	Eastern Mich.	68 85	130	H	Youngstown St.	70 72
21	A	Green Bay	36 58					100	A	Wright St.	95 93	140	A	Milwaukee	89 79
21	H	Green Bay	58 74					100	H	Wright St.	71 89	140	H	Milwaukee	80 76
												146	A	Northern Ky.	60 81
												146	H	Northern Ky.	66 65
												150	A	Western Mich.	66 70
												209	A	Oakland	82 77
												209	H	Oakland	73 79
												239	A	Valparaiso	72 66
												239	H	Valparaiso	85 65
												239 N	Valparaiso	91 94	
												243	H	Cincinnati	77 68
												249	A	Ill.-Chicago	89 80
												249	H	Ill.-Chicago	51 65
												264	A	Cleveland St.	66 60
												264	H	Cleveland St.	82 68
												291	H	Niagara	80 75
												299	H	Bradley	67 75
												315	H	IPFW	64 63
LAST 12 Division I GAMES:															
239 N		Valparaiso	91 94	239	H	Valparaiso	85 65								
140	H	Milwaukee	80 76	249	H	Ill.-Chicago	51 65								
21	H	Green Bay	58 74	130	A	Youngstown St.	69 68								
209	A	Oakland	82 77	264	A	Cleveland St.	66 60								
100	A	Wright St.	95 93	21	A	Green Bay	36 58								
146	A	Northern Ky.	60 81	140	A	Milwaukee	89 79								

Non-Div I Games: Salem Int'l 81 50

Detroit

Drake

Through Games Of March 12, 2016

Average RPI Win: 222	WON-LOST	WINNING	LAST 10	STRENGTH OF	OPP. STRENGTH	TEAM	ADJ.	CONF.	ADJ CONF.
Average RPI Loss: 116	RECORD	PCT. RANK	GAMES	SCHEDULE	OF SCHEDULE	RPI	RPI	RPI	RPI
DIV. I ONLY	21- 9	64	7- 3	228	170	110	110	21	21
DIV. I NON-CONF.	6- 4	125	0- 0	111	50	97	97	17	17
TOTALS	RPI 1-25	RPI 26-50	W-L RECORDS	RPI 51-100	RPI 101-150	RPI 150+			
21- 9	0- 1	0- 0	OVERALL	3- 5	3- 1	15- 2			
10- 3	0- 1	0- 0	HOME	2- 1	2- 1	6- 0			
9- 5	0- 0	0- 0	AWAY	1- 3	1- 0	7- 2			
2- 1	0- 0	0- 0	NEUTRAL	0- 1	0- 0	2- 0			
6- 4	0- 1	0- 0	NON-CONFERENCE	1- 2	2- 0	3- 1			
3- 1	0- 1	0- 0	HOME	1- 0	2- 0	0- 0			
2- 3	0- 0	0- 0	AWAY	0- 2	0- 0	2- 1			
1- 0	0- 0	0- 0	NEUTRAL	0- 0	0- 0	1- 0			
15- 5	0- 0	0- 0	CONFERENCE	2- 3	1- 1	12- 1			
7- 2	0- 0	0- 0	HOME	1- 1	0- 1	6- 0			
7- 2	0- 0	0- 0	AWAY	1- 1	1- 0	5- 1			
1- 1	0- 0	0- 0	NEUTRAL	0- 1	0- 0	1- 0			

RPI 1-25				RPI 26-50				RPI 51-100				RPI 101+ Team's RPI: 110			
RPI	S	Opponent	Score	RPI	S	Opponent	Score	RPI	S	Opponent	Score	RPI	S	Opponent	Score
21	H	Green Bay	61 86					58	A	Iowa	76 89	115	H	Creighton	81 72
								62	A	South Dakota	87 92	134	H	Iowa St.	74 70
								87	A	Missouri St.	82 75	138	A	Southern Ill.	71 64
								87	H	Missouri St.	95 72	138	H	Southern Ill.	67 77
								87	N	Missouri St.	61 65	175	A	Loyola Chicago	81 65
								91	A	UNI	74 85	175	H	Loyola Chicago	91 61
								91	H	UNI	73 79	194	N	Tulsa	91 80
								93	H	North Dakota	73 63	200	A	Wisconsin	89 70
												211	A	UNLV	76 68
												229	A	Indiana St.	53 68
												229	H	Indiana St.	80 55
												263	A	Northern Ill.	73 87
												299	A	Bradley	76 64
												299	H	Bradley	78 45
												301	A	Wichita St.	87 56
												301	H	Wichita St.	81 59
												320	A	Illinois St.	98 58
												320	H	Illinois St.	76 41
												329	A	Evansville	86 66
												329	H	Evansville	94 52
												329	N	Evansville	89 53
LAST 12 Division I GAMES:															
				87	N	Missouri St.	61 65	91	A	UNI	74 85				
				329	N	Evansville	89 53	229	A	Indiana St.	53 68				
				138	A	Southern Ill.	71 64	320	A	Illinois St.	98 58				
				329	A	Evansville	86 66	87	H	Missouri St.	95 72				
				299	H	Bradley	78 45	301	H	Wichita St.	81 59				
				175	H	Loyola Chicago	91 61	175	A	Loyola Chicago	81 65				

Non-Div I Games: William Penn 100 61

Drake

■ Loss,
 ■ Non-Conf,
 ■ S Site,
 ■ H Home
 ■ A Away
 N Neutral

Average RPI Win:	183	WON-LOST	WINNING	LAST 10	STRENGTH OF	OPP. STRENGTH	TEAM	ADJ.	CONF.	ADJ CONF.
Average RPI Loss:	78	RECORD	PCT. RANK	GAMES	SCHEDULE	OF SCHEDULE	RPI	RPI	RPI	RPI
DIV. I ONLY	19- 13	119	7- 3	65	111	79	79	12	12	
DIV. I NON-CONF.	4- 7	222	0- 0	11	33	116	116	10	10	
TOTALS	RPI 1-25	RPI 26-50	W-L RECORDS	RPI 51-100	RPI 101-150	RPI 150+				
19- 13	0- 2	1- 4	OVERALL	4- 3	0- 1	14- 3				
10- 3	0- 0	1- 1	HOME	3- 1	0- 0	6- 1				
7- 7	0- 2	0- 2	AWAY	1- 1	0- 1	6- 1				
2- 3	0- 0	0- 1	NEUTRAL	0- 1	0- 0	2- 1				
4- 7	0- 2	1- 1	NON-CONFERENCE	1- 2	0- 1	2- 1				
3- 1	0- 0	1- 0	HOME	1- 1	0- 0	1- 0				
1- 4	0- 2	0- 1	AWAY	0- 0	0- 1	1- 0				
0- 2	0- 0	0- 0	NEUTRAL	0- 1	0- 0	0- 1				
15- 6	0- 0	0- 3	CONFERENCE	3- 1	0- 0	12- 2				
7- 2	0- 0	0- 1	HOME	2- 0	0- 0	5- 1				
6- 3	0- 0	0- 1	AWAY	1- 1	0- 0	5- 1				
2- 1	0- 0	0- 1	NEUTRAL	0- 0	0- 0	2- 0				

RPI 1-25				RPI 26-50				RPI 51-100 Team's RPI: 79				RPI 101+			
RPI	S	Opponent	Score	RPI	S	Opponent	Score	RPI	S	Opponent	Score	RPI	S	Opponent	Score
13	A	Syracuse	62 83	26	A	Penn	67 72	55	N	Villanova	55 67	118	A	Saint Joseph's	46 53
20	A	South Fla.	58 73	30	A	James Madison	56 67	73	H	Vanderbilt	64 74	151	A	Northeastern	53 49
				30	H	James Madison	55 59	75	A	Hofstra	54 61	151	H	Northeastern	65 73
				30	N	James Madison	46 60	75	H	Hofstra	67 64	151	N	Northeastern	58 45
				34	H	St. Bonaventure	58 46	85	H	Quinnipiac	62 49	152	A	Delaware	54 53
								92	A	Elon	54 47	152	H	Delaware	47 43
								92	H	Elon	74 31	173	N	Montana	50 58
												207	A	Hampton	57 36
												217	H	Dartmouth	69 53
												219	A	William & Mary	67 50
												219	H	William & Mary	69 53
												226	A	Col. of Charleston	46 49
												226	H	Col. of Charleston	66 54
												274	A	UNCW	71 57
												274	H	UNCW	66 60
												286	A	Towson	74 33
												286	H	Towson	56 40
												286	N	Towson	71 54
LAST 12 Division I GAMES:															
				30	N	James Madison	46 60	92	A	Elon	54 47				
				151	N	Northeastern	58 45	286	H	Towson	56 40				
				286	N	Towson	71 54	274	H	UNCW	66 60				
				286	A	Towson	74 33	30	H	James Madison	55 59				
				219	H	William & Mary	69 53	226	A	Col. of Charleston	46 49				
				75	A	Hofstra	54 61	274	A	UNCW	71 57				

Non-Div I Games:

Drexel

Average RPI Win:	161	WON-LOST	WINNING	LAST 10	STRENGTH OF	OPP. STRENGTH	TEAM	ADJ.	CONF.	ADJ CONF.
Average RPI Loss:	31	RECORD	PCT. RANK	GAMES	SCHEDULE	OF SCHEDULE	RPI	RPI	RPI	RPI
DIV. I ONLY	20- 12	100	4- 6	22	36	47	47	4	4	
DIV. I NON-CONF.	11- 3	54	0- 0	51	67	30	30	5	5	
TOTALS	RPI 1-25	RPI 26-50	W-L RECORDS	RPI 51-100	RPI 101-150	RPI 150+				
20- 12	0- 9	1- 1	OVERALL	2- 1	9- 1	8- 0				
11- 5	0- 3	0- 1	HOME	2- 1	4- 0	5- 0				
5- 6	0- 5	1- 0	AWAY	0- 0	2- 1	2- 0				
4- 1	0- 1	0- 0	NEUTRAL	0- 0	3- 0	1- 0				
11- 3	0- 3	1- 0	NON-CONFERENCE	2- 0	3- 0	5- 0				
7- 1	0- 1	0- 0	HOME	2- 0	1- 0	4- 0				
1- 2	0- 2	1- 0	AWAY	0- 0	0- 0	0- 0				
3- 0	0- 0	0- 0	NEUTRAL	0- 0	2- 0	1- 0				
9- 9	0- 6	0- 1	CONFERENCE	0- 1	6- 1	3- 0				
4- 4	0- 2	0- 1	HOME	0- 1	3- 0	1- 0				
4- 4	0- 3	0- 0	AWAY	0- 0	2- 1	2- 0				
1- 1	0- 1	0- 0	NEUTRAL	0- 0	1- 0	0- 0				

RPI	S	Opponent	Score	RPI	S	Opponent	Score	RPI	S	Opponent	Score	RPI	S	Opponent	Score
1	H	Notre Dame	61 68	26	A	Penn	57 50	61	H	Army West Point	72 61	111	H	Virginia	67 52
1	N	Notre Dame	54 83	49	H	North Carolina St.	62 65	71	H	Georgia Tech	59 64	111	N	Virginia	57 53
4	A	South Carolina	55 66					80	H	Minnesota	84 64	120	H	Boston College	71 51
12	A	Kentucky	61 71									121	N	Idaho	74 68
13	A	Syracuse	50 86									122	H	Liberty	79 41
14	A	Louisville	48 65									123	A	Virginia Tech	66 62
15	H	Florida St.	53 69									132	A	Pittsburgh	70 48
19	H	Texas A&M	66 72									134	N	Iowa St.	86 48
25	A	Miami (FL)	53 61									143	A	Wake Forest	58 64
												143	H	Wake Forest	95 68
												153	A	North Carolina	93 57
												153	H	North Carolina	71 55
												224	H	Massachusetts	70 46
												246	N	Texas St.	85 34
												252	A	Clemson	72 43
												274	H	UNCW	78 56
												300	H	Western Caro.	84 47
												328	H	Winthrop	78 50
LAST 12 Division I GAMES:															
		1 N Notre Dame	54 83			15 H Florida St.	53 69								
		111 N Virginia	57 53			25 A Miami (FL)	53 61								
		153 A North Carolina	93 57			111 H Virginia	67 52								
		71 H Georgia Tech	59 64			1 H Notre Dame	61 68								
		123 A Virginia Tech	66 62			132 A Pittsburgh	70 48								
		143 A Wake Forest	58 64			153 H North Carolina	71 55								

Non-Div I Games:

Duke

Average RPI Win: 165		WON-LOST	WINNING	LAST 10	STRENGTH OF	OPP. STRENGTH	TEAM	ADJ.	CONF.	ADJ CONF.
Average RPI Loss: 34		RECORD	PCT. RANK	GAMES	SCHEDULE	OF SCHEDULE	RPI	RPI	RPI	RPI
DIV. I ONLY		26- 5	19	7- 3	77	106	18	18	7	7
DIV. I NON-CONF.		11- 1	16	0- 0	118	240	18	18	8	8
TOTALS		RPI 1-25	RPI 26-50		W-L RECORDS		RPI 51-100	RPI 101-150		RPI 150+
26- 5	0- 2	2- 2		OVERALL		6- 1	3- 0		15- 0	
11- 1	0- 1	2- 0		HOME		2- 0	1- 0		6- 0	
12- 3	0- 0	0- 2		AWAY		3- 1	2- 0		7- 0	
3- 1	0- 1	0- 0		NEUTRAL		1- 0	0- 0		2- 0	
11- 1	0- 0	1- 1		NON-CONFERENCE		2- 0	2- 0		6- 0	
4- 0	0- 0	1- 0		HOME		1- 0	0- 0		2- 0	
6- 1	0- 0	0- 1		AWAY		1- 0	2- 0		3- 0	
1- 0	0- 0	0- 0		NEUTRAL		0- 0	0- 0		1- 0	
15- 4	0- 2	1- 1		CONFERENCE		4- 1	1- 0		9- 0	
7- 1	0- 1	1- 0		HOME		1- 0	1- 0		4- 0	
6- 2	0- 0	0- 1		AWAY		2- 1	0- 0		4- 0	
2- 1	0- 1	0- 0		NEUTRAL		1- 0	0- 0		1- 0	

RPI	S	Opponent	Score	RPI	S	Opponent	Score	RPI	S	Opponent	Score	RPI	S	Opponent	Score
23	H	George Washington	52 70	34	A	St. Bonaventure	48 60	51	H	Ohio	64 47	106	A	Buffalo	79 62
23	N	George Washington	60 63	34	H	St. Bonaventure	74 62	54	A	Saint Louis	81 84	118	H	Saint Joseph's	73 59
				36	A	Princeton	66 94	54	N	Saint Louis	56 52	132	A	Pittsburgh	79 65
				42	H	St. John's (NY)	76 57	68	A	Central Mich.	68 49	163	H	Fordham	55 40
								69	A	VCU	71 67	163	N	Fordham	70 65
								82	A	Dayton	76 72	165	A	New Mexico	78 69
								82	H	Dayton	89 58	170	A	George Mason	72 56
												189	A	Davidson	77 62
												195	N	N.C. A&T	81 67
												198	A	Richmond	65 44
												214	A	Rhode Island	79 70
												214	H	Rhode Island	61 56
												224	H	Massachusetts	73 64
												280	H	UMES	95 59
												281	H	La Salle	74 49
												327	H	Howard	86 62
												330	A	Lafayette	73 65
												338	A	Saint Peter's	63 38
LAST 12 Division I GAMES:															
		23 N George Washington	60 63			54 A Saint Louis	81 84								
		54 N Saint Louis	56 52			118 H Saint Joseph's	73 59								
		163 N Fordham	70 65			214 H Rhode Island	61 56								
		34 A St. Bonaventure	48 60			189 A Davidson	77 62								
		281 H La Salle	74 49			224 H Massachusetts	73 64								
		82 A Dayton	76 72			69 A VCU	71 67								

Non-Div I Games: Slippery Rock 79 54

Duquesne

Average RPI Win:	241	WON-LOST	WINNING	LAST 10	STRENGTH OF	OPP. STRENGTH	TEAM	ADJ.	CONF.	ADJ CONF.
Average RPI Loss:	124	RECORD	PCT. RANK	GAMES	SCHEDULE	OF SCHEDULE	RPI	RPI	RPI	RPI
DIV. I ONLY	13- 14	185	5- 5	193	165	164	164	17	17	
DIV. I NON-CONF.	5- 7	198	0- 0	143	114	143	143	15	15	
TOTALS	RPI 1-25	RPI 26-50	W-L RECORDS	RPI 51-100	RPI 101-150	RPI 150+				
13- 14	0- 0	0- 3	OVERALL	0- 2	3- 5	10- 4				
7- 3	0- 0	0- 1	HOME	0- 0	1- 2	6- 0				
6- 10	0- 0	0- 2	AWAY	0- 2	2- 3	4- 3				
0- 1	0- 0	0- 0	NEUTRAL	0- 0	0- 0	0- 1				
5- 7	0- 0	0- 1	NON-CONFERENCE	0- 2	2- 2	3- 2				
3- 0	0- 0	0- 0	HOME	0- 0	1- 0	2- 0				
2- 7	0- 0	0- 1	AWAY	0- 2	1- 2	1- 2				
0- 0	0- 0	0- 0	NEUTRAL	0- 0	0- 0	0- 0				
8- 7	0- 0	0- 2	CONFERENCE	0- 0	1- 3	7- 2				
4- 3	0- 0	0- 1	HOME	0- 0	0- 2	4- 0				
4- 3	0- 0	0- 1	AWAY	0- 0	1- 1	3- 1				
0- 1	0- 0	0- 0	NEUTRAL	0- 0	0- 0	0- 1				

RPI 1-25			RPI 26-50			RPI 51-100			RPI 101+			Team's RPI: 164
RPI	S	Opponent	Score	RPI	S	Opponent	Score	RPI	S	Opponent	Score	Score
28	A	Tennessee	49 85	73	A	Vanderbilt	39 65	103	A	Iona	50 56	
40	A	Chattanooga	42 66	92	A	Elon	38 50	112	A	Samford	47 55	
40	H	Chattanooga	57 65					112	H	Samford	51 56	
								114	A	Mercer	55 53	
								114	H	Mercer	45 61	
								126	H	UNC Asheville	74 68	
								129	A	Old Dominion	56 52	
								143	A	Wake Forest	52 69	
								177	A	Eastern Ky.	41 64	
								189	A	Davidson	65 58	
								218	A	Furman	77 81	
								218	H	Furman	68 64	
								218	N	Furman	68 71	
								253	H	Campbell	70 55	
								259	A	Appalachian St.	52 70	
								269	H	Austin Peay	80 76	
								300	A	Western Caro.	45 43	
								300	H	Western Caro.	74 62	
								306	A	Wofford	70 54	
								306	H	Wofford	70 69	
								312	A	UNCG	80 77	
								312	H	UNCG	89 73	
LAST 12 Division I GAMES:												
218	N	Furman	68 71	218	H	Furman	68 64					
40	A	Chattanooga	42 66	306	H	Wofford	70 69					
112	H	Samford	51 56	40	H	Chattanooga	57 65					
114	H	Mercer	45 61	114	A	Mercer	55 53					
312	A	UNCG	80 77	112	A	Samford	47 55					
300	A	Western Caro.	45 43	300	H	Western Caro.	74 62					

Non-Div I Games: Armstrong St. 62 52 Lees-McRae 73 46 Brevard 69 46

ETSU

Loss, Non-Conf, S Site, H Home A Away N Neutral

East Carolina

Through Games Of March 12, 2016

Average RPI Win:	236	WON-LOST	WINNING	LAST 10	STRENGTH OF	OPP. STRENGTH	TEAM	ADJ.	CONF.	ADJ CONF.
Average RPI Loss:	76	RECORD	PCT. RANK	GAMES	SCHEDULE	OF SCHEDULE	RPI	RPI	RPI	RPI
DIV. I ONLY	13- 19	230	4- 6	76	89	148	148	9	9	
DIV. I NON-CONF.	6- 6	160	0- 0	36	169	106	106	7	7	
TOTALS	RPI 1-25	RPI 26-50	W-L RECORDS	RPI 51-100	RPI 101-150	RPI 150+				
13- 19	0- 6	0- 1	OVERALL	0- 5	0- 4	13- 3				
5- 6	0- 2	0- 0	HOME	0- 2	0- 1	5- 1				
5- 7	0- 2	0- 0	AWAY	0- 2	0- 1	5- 2				
3- 6	0- 2	0- 1	NEUTRAL	0- 1	0- 2	3- 0				
6- 6	0- 1	0- 1	NON-CONFERENCE	0- 2	0- 2	6- 0				
2- 0	0- 0	0- 0	HOME	0- 0	0- 0	2- 0				
2- 1	0- 0	0- 0	AWAY	0- 1	0- 0	2- 0				
2- 5	0- 1	0- 1	NEUTRAL	0- 1	0- 2	2- 0				
7- 13	0- 5	0- 0	CONFERENCE	0- 3	0- 2	7- 3				
3- 6	0- 2	0- 0	HOME	0- 2	0- 1	3- 1				
3- 6	0- 2	0- 0	AWAY	0- 1	0- 1	3- 2				
1- 1	0- 1	0- 0	NEUTRAL	0- 0	0- 0	1- 0				

RPI S	Opponent	Score	RPI S	Opponent	Score	RPI S	Opponent	Score	RPI S	Opponent	Score	Team's RPI: 148
3	A UConn	46 92	40	N Chattanooga	61 72	51	N Ohio	61 64	101	N Northwestern	75 78	
3	H UConn	41 84				57	A Auburn	69 83	113	A Memphis	83 93	
3	N UConn	51 92				70	H Temple	63 83	113	H Memphis	78 79	
4	N South Carolina	57 88				74	A Tulane	73 78	115	N Creighton	66 91	
20	A South Fla.	54 75				74	H Tulane	51 66	152	A Delaware	68 58	
20	H South Fla.	59 61							171	N Eastern Wash.	80 62	
									180	N UTRGV	70 59	
									185	H Presbyterian	84 57	
									194	A Tulsa	79 81	
									194	H Tulsa	54 55	
									197	A SMU	67 74	
									197	H SMU	78 61	
									243	A Cincinnati	77 55	
									243	H Cincinnati	63 60	
									243	N Cincinnati	70 61	
									275	A UCF	71 56	
									285	A Houston	68 59	
									285	H Houston	76 70	
									296	H Alcorn	87 58	
									311	A A&M-Corpus Christi	82 46	
LAST 12 Division I GAMES:												
3	N UConn	51 92	285	A Houston	68 59							
243	N Cincinnati	70 61	113	H Memphis	78 79							
197	H SMU	78 61	197	A SMU	67 74							
113	A Memphis	83 93	3	A UConn	46 92							
243	A Cincinnati	77 55	194	H Tulsa	54 55							
3	H UConn	41 84	70	H Temple	63 83							

Non-Div I Games:

East Carolina

Loss, Non-Conf, S Site, H Home A Away N Neutral

Average RPI Win: 211		WON-LOST	WINNING	LAST 10	STRENGTH OF	OPP. STRENGTH	TEAM	ADJ.	CONF.	ADJ CONF.
Average RPI Loss: 203		RECORD	PCT. RANK	GAMES	SCHEDULE	OF SCHEDULE	RPI	RPI	RPI	RPI
DIV. I ONLY		3- 25	340	2- 8	244	283	340	340	24	24
DIV. I NON-CONF.		1- 11	336	0- 0	189	314	327	327	24	24
TOTALS	RPI 1-25		RPI 26-50		W-L RECORDS		RPI 51-100		RPI 101-150	RPI 150+
3- 25	0- 0		0- 0		OVERALL		0- 2		1- 6	2- 17
3- 10	0- 0		0- 0		HOME		0- 0		1- 3	2- 7
0- 15	0- 0		0- 0		AWAY		0- 2		0- 3	0- 10
0- 0	0- 0		0- 0		NEUTRAL		0- 0		0- 0	0- 0
1- 11	0- 0		0- 0		NON-CONFERENCE		0- 1		1- 2	0- 8
1- 4	0- 0		0- 0		HOME		0- 0		1- 1	0- 3
0- 7	0- 0		0- 0		AWAY		0- 1		0- 1	0- 5
0- 0	0- 0		0- 0		NEUTRAL		0- 0		0- 0	0- 0
2- 14	0- 0		0- 0		CONFERENCE		0- 1		0- 4	2- 9
2- 6	0- 0		0- 0		HOME		0- 0		0- 2	2- 4
0- 8	0- 0		0- 0		AWAY		0- 1		0- 2	0- 5
0- 0	0- 0		0- 0		NEUTRAL		0- 0		0- 0	0- 0

[illegible]

Non-Div I Games:

Eastern Ill.

Loss, Non-Conf, S Site, H Home A Away N Neutral

Eastern Ky.

Through Games Of March 12, 2016

Average RPI Win:	261	WON-LOST	WINNING	LAST 10	STRENGTH OF	OPP. STRENGTH	TEAM	ADJ.	CONF.	ADJ CONF.
Average RPI Loss:	142	RECORD	PCT. RANK	GAMES	SCHEDULE	OF SCHEDULE	RPI	RPI	RPI	RPI
DIV. I ONLY	16- 12	135	7- 3	272	253	177	177	24	24	
DIV. I NON-CONF.	4- 5	193	0- 0	148	171	169	169	24	24	
TOTALS	RPI 1-25	RPI 26-50	W-L RECORDS	RPI 51-100	RPI 101-150	RPI 150+				
16- 12	0- 0	0- 2	OVERALL	0- 5	1- 1	15- 4				
7- 4	0- 0	0- 0	HOME	0- 2	1- 0	6- 2				
6- 6	0- 0	0- 1	AWAY	0- 2	0- 1	6- 2				
3- 2	0- 0	0- 1	NEUTRAL	0- 1	0- 0	3- 0				
4- 5	0- 0	0- 2	NON-CONFERENCE	0- 2	0- 0	4- 1				
2- 1	0- 0	0- 0	HOME	0- 1	0- 0	2- 0				
1- 3	0- 0	0- 1	AWAY	0- 1	0- 0	1- 1				
1- 1	0- 0	0- 1	NEUTRAL	0- 0	0- 0	1- 0				
12- 7	0- 0	0- 0	CONFERENCE	0- 3	1- 1	11- 3				
5- 3	0- 0	0- 0	HOME	0- 1	1- 0	4- 2				
5- 3	0- 0	0- 0	AWAY	0- 1	0- 1	5- 1				
2- 1	0- 0	0- 0	NEUTRAL	0- 1	0- 0	2- 0				

RPI S	Opponent	Score	RPI S	Opponent	Score	RPI S	Opponent	Score	RPI S	Opponent	Score	Team's RPI: 177
38	A Western Ky.	60 76	77	A Belmont	61 72	108	H UT Martin	70 61				
49	N North Carolina St.	62 73	77	H Belmont	51 65	149	A SIUE	74 89				
			77	N Belmont	63 95	164	H ETSU	64 41				
			87	A Missouri St.	63 87	198	A Richmond	62 81				
			100	H Wright St.	69 71	233	H Southeast Mo. St.	56 55				
						255	A Tennessee St.	70 66				
						255	H Tennessee St.	78 67				
						261	H Murray St.	72 60				
						261	N Murray St.	63 52				
						262	N Saint Francis (PA)	88 82				
						269	A Austin Peay	66 94				
						269	N Austin Peay	82 68				
						279	A Tennessee Tech	71 67				
						279	H Tennessee Tech	72 77				
						283	A Miami (OH)	77 72				
						298	A Jacksonville St.	76 50				
						298	H Jacksonville St.	54 56				
						300	H Western Caro.	91 62				
						307	A Morehead St.	89 77				
						307	H Morehead St.	100 93				
						340	A Eastern Ill.	75 56				
LAST 12 Division I GAMES:												
			77	N Belmont	63 95	298	A Jacksonville St.	76 50				
			261	N Murray St.	63 52	255	H Tennessee St.	78 67				
			269	N Austin Peay	82 68	77	A Belmont	61 72				
			279	A Tennessee Tech	71 67	255	A Tennessee St.	70 66				
			77	H Belmont	51 65	307	H Morehead St.	100 93				
			307	A Morehead St.	89 77	298	H Jacksonville St.	54 56				

Non-Div I Games: Cincinnati Christian 12 34 Davis & Elkins 73 58

Eastern Ky.

Loss, Non-Conf, S Site, H Home A Away N Neutral

Average RPI Win:	184	WON-LOST	WINNING	LAST 10	STRENGTH OF	OPP. STRENGTH	TEAM	ADJ.	CONF.	ADJ CONF.
Average RPI Loss:	89	RECORD	PCT. RANK	GAMES	SCHEDULE	OF SCHEDULE	RPI	RPI	RPI	RPI
DIV. I ONLY	19- 11	89	7- 3	87	121	86	86	11	11	
DIV. I NON-CONF.	7- 2	57	0- 0	112	131	45	45	13	13	
TOTALS	RPI 1-25	RPI 26-50	W-L RECORDS	RPI 51-100	RPI 101-150	RPI 150+				
19- 11	0- 1	0- 0	OVERALL	3- 7	7- 2	9- 1				
9- 4	0- 0	0- 0	HOME	1- 3	4- 1	4- 0				
9- 5	0- 1	0- 0	AWAY	1- 2	3- 1	5- 1				
1- 2	0- 0	0- 0	NEUTRAL	1- 2	0- 0	0- 0				
7- 2	0- 1	0- 0	NON-CONFERENCE	2- 1	1- 0	4- 0				
3- 0	0- 0	0- 0	HOME	1- 0	1- 0	1- 0				
4- 1	0- 1	0- 0	AWAY	1- 0	0- 0	3- 0				
0- 1	0- 0	0- 0	NEUTRAL	0- 1	0- 0	0- 0				
12- 9	0- 0	0- 0	CONFERENCE	1- 6	6- 2	5- 1				
6- 4	0- 0	0- 0	HOME	0- 3	3- 1	3- 0				
5- 4	0- 0	0- 0	AWAY	0- 2	3- 1	2- 1				
1- 1	0- 0	0- 0	NEUTRAL	1- 1	0- 0	0- 0				

RPI 1-25				RPI 26-50				RPI 51-100				RPI 101+ Team's RPI: 86			
RPI	S	Opponent	Score	RPI	S	Opponent	Score	RPI	S	Opponent	Score	RPI	S	Opponent	Score
12	A	Kentucky	67 89					51	H	Ohio	64 71	106	A	Buffalo	70 55
								65	A	Ball St.	54 76	106	H	Buffalo	67 56
								65	H	Ball St.	63 67	117	A	Toledo	58 46
								65	N	Ball St.	67 53	117	H	Toledo	59 41
								68	A	Central Mich.	70 78	124	A	Akron	72 75
								68	H	Central Mich.	65 66	124	H	Akron	65 68
								68	N	Central Mich.	71 86	142	H	Oral Roberts	77 69
								76	N	Abilene Christian	59 83	150	A	Western Mich.	63 52
								78	H	Michigan	64 63	150	H	Western Mich.	70 66
								96	A	Harvard	85 81	158	A	Detroit	85 68
												180	H	UTRGV	78 56
												245	A	Monmouth	78 68
												256	A	Bowling Green	63 67
												263	A	Northern Ill.	87 80
												263	H	Northern Ill.	84 60
												283	A	Miami (OH)	70 46
												318	H	Kent St.	72 51
												318	H	Kent St.	73 60
												341	A	Air Force	72 59
LAST 12 Division I GAMES:															
				68	N	Central Mich.	71 86	117	A	Toledo	58 46				
				65	N	Ball St.	67 53	263	H	Northern Ill.	84 60				
				318	H	Kent St.	73 60	106	A	Buffalo	70 55				
				68	A	Central Mich.	70 78	283	A	Miami (OH)	70 46				
				150	A	Western Mich.	63 52	150	H	Western Mich.	70 66				
				65	H	Ball St.	63 67	68	H	Central Mich.	65 66				

Non-Div I Games: Madonna 104 45 Hillsdale 94 77

Eastern Mich.

Loss, Non-Conf, S Site, H Home A Away N Neutral

Eastern Wash.

Through Games Of March 12, 2016

Average RPI Win:	235	WON-LOST	WINNING	LAST 10	STRENGTH OF	OPP. STRENGTH	TEAM	ADJ.	CONF.	ADJ CONF.
Average RPI Loss:	148	RECORD	PCT. RANK	GAMES	SCHEDULE	OF SCHEDULE	RPI	RPI	RPI	RPI
DIV. I ONLY	19- 12	106	5- 5	299	194	171	171	19	19	
DIV. I NON-CONF.	5- 6	180	0- 0	302	223	263	263	23	23	
TOTALS	RPI 1-25	RPI 26-50	W-L RECORDS	RPI 51-100	RPI 101-150	RPI 150+				
19- 12	0- 0	0- 0	OVERALL	1- 2	2- 5	16- 5				
11- 3	0- 0	0- 0	HOME	1- 1	1- 0	9- 2				
7- 5	0- 0	0- 0	AWAY	0- 1	1- 0	6- 0				
1- 4	0- 0	0- 0	NEUTRAL	0- 0	0- 4	1- 0				
5- 6	0- 0	0- 0	NON-CONFERENCE	0- 1	0- 4	5- 1				
3- 2	0- 0	0- 0	HOME	0- 1	0- 0	3- 1				
2- 1	0- 0	0- 0	AWAY	0- 0	0- 1	2- 0				
0- 3	0- 0	0- 0	NEUTRAL	0- 0	0- 3	0- 0				
14- 6	0- 0	0- 0	CONFERENCE	1- 1	2- 1	11- 4				
8- 1	0- 0	0- 0	HOME	1- 0	1- 0	6- 1				
5- 4	0- 0	0- 0	AWAY	0- 1	1- 0	4- 3				
1- 1	0- 0	0- 0	NEUTRAL	0- 0	0- 1	1- 0				

RPI S	Opponent	Score	RPI S	Opponent	Score	RPI S	Opponent	Score	RPI S	Opponent	Score	Team's RPI: 171
						76	H Abilene Christian	60 72	101	N Northwestern	70 74	
						93	A North Dakota	69 72	115	N Creighton	60 66	
						93	H North Dakota	60 57	116	A Gonzaga	56 78	
									121	A Idaho	74 66	
									121	H Idaho	84 70	
									121	N Idaho	71 86	
									148	N East Carolina	62 80	
									154	H Boise St.	79 84	
									162	H Montana St.	81 69	
									167	A Idaho St.	62 71	
									172	A Sacramento St.	100 83	
									172	H Sacramento St.	91 94	
									172	N Sacramento St.	100 97	
									173	H Montana	67 65	
									184	A Northern Colo.	66 57	
									184	H Northern Colo.	59 55	
									192	A Weber St.	74 80	
									204	H Utah Valley	68 64	
									301	A Wichita St.	67 62	
									302	H CSUN	70 59	
									309	A Northern Ariz.	81 71	
									309	H Northern Ariz.	72 65	
									321	A Portland St.	79 81	
									321	H Portland St.	70 57	
									333	A Southern Utah	85 82	
									333	H Southern Utah	64 53	
LAST 12 Division I GAMES:												
			121	N Idaho	71 86		172	H Sacramento St.	91 94			
			172	N Sacramento St.	100 97		184	A Northern Colo.	66 57			
			192	A Weber St.	74 80		93	A North Dakota	69 72			
			167	A Idaho St.	62 71		333	H Southern Utah	64 53			
			121	H Idaho	84 70		309	H Northern Ariz.	72 65			
			321	H Portland St.	70 57		172	A Sacramento St.	100 83			

Non-Div I Games: Eastern Ore. 64 40

Eastern Wash.

Loss, Non-Conf, S Site, H Home A Away N Neutral

E
a
s
t
e
r
n
W
a
s
h
.

RPI S Eastern Wash. Score

Through Games Of March 12, 2016

RPI	S	Opponent	Score	
339	A	Cal St. Fullerton	68	57
341	H	Air Force	65	44

E
a
s
t
e
r
n
W
a
s
h
.

Eastern Wash.

Average RPI Win:	194	WON-LOST	WINNING	LAST 10	STRENGTH OF	OPP. STRENGTH	TEAM	ADJ.	CONF.	ADJ CONF.
Average RPI Loss:	106	RECORD	PCT. RANK	GAMES	SCHEDULE	OF SCHEDULE	RPI	RPI	RPI	RPI
DIV. I ONLY	17- 12	123	6- 4	103	120	92	92	12	12	
DIV. I NON-CONF.	6- 4	125	0- 0	54	86	49	49	10	10	
TOTALS	RPI 1-25	RPI 26-50	W-L RECORDS	RPI 51-100	RPI 101-150	RPI 150+				
17- 12	0- 2	1- 2	OVERALL	2- 3	0- 1	14- 4				
9- 3	0- 0	0- 1	HOME	2- 1	0- 0	7- 1				
8- 8	0- 2	1- 1	AWAY	0- 2	0- 1	7- 2				
0- 1	0- 0	0- 0	NEUTRAL	0- 0	0- 0	0- 1				
6- 4	0- 2	1- 0	NON-CONFERENCE	1- 0	0- 1	4- 1				
3- 0	0- 0	0- 0	HOME	1- 0	0- 0	2- 0				
3- 4	0- 2	1- 0	AWAY	0- 0	0- 1	2- 1				
0- 0	0- 0	0- 0	NEUTRAL	0- 0	0- 0	0- 0				
11- 8	0- 0	0- 2	CONFERENCE	1- 3	0- 0	10- 3				
6- 3	0- 0	0- 1	HOME	1- 1	0- 0	5- 1				
5- 4	0- 0	0- 1	AWAY	0- 2	0- 0	5- 1				
0- 1	0- 0	0- 0	NEUTRAL	0- 0	0- 0	0- 1				

RPI 1-25				RPI 26-50				RPI 51-100 Team's RPI: 92				RPI 101+			
RPI	S	Opponent	Score	RPI	S	Opponent	Score	RPI	S	Opponent	Score	RPI	S	Opponent	Score
4	A	South Carolina	63 78	30	A	James Madison	72 73	75	A	Hofstra	49 59	122	A	Liberty	63 72
22	A	West Virginia	57 67	30	H	James Madison	76 81	75	H	Hofstra	61 60	151	A	Northeastern	56 54
				49	A	North Carolina St.	69 66	79	A	Drexel	31 74	151	H	Northeastern	61 67
								79	H	Drexel	47 54	152	A	Delaware	66 64
								89	H	Charlotte	90 83	152	H	Delaware	62 45
												152	N	Delaware	50 57
												164	H	ETSU	50 38
												218	A	Furman	65 55
												219	A	William & Mary	74 64
												219	H	William & Mary	73 51
												226	A	Col. of Charleston	54 38
												226	H	Col. of Charleston	52 41
												236	A	Navy	70 73
												251	H	High Point	80 69
												273	A	American	62 54
												274	A	UNCW	67 60
												274	H	UNCW	70 53
												286	A	Towson	78 85
												286	H	Towson	80 58
LAST 12 Division I GAMES:															
152	N	Delaware	50 57	151	H	Northeastern	61 67								
219	A	William & Mary	74 64	286	H	Towson	80 58								
30	A	James Madison	72 73	152	A	Delaware	66 64								
152	H	Delaware	62 45	219	H	William & Mary	73 51								
79	H	Drexel	47 54	75	A	Hofstra	49 59								
226	A	Col. of Charleston	54 38	151	A	Northeastern	56 54								

Non-Div I Games: Lenoir-Rhyne 67 29

Elon

Loss, Non-Conf, S Site, H Home A Away N Neutral

Average RPI Win:	294	WON-LOST	WINNING	LAST 10	STRENGTH OF	OPP. STRENGTH	TEAM	ADJ.	CONF.	ADJ CONF.
Average RPI Loss:	175	RECORD	PCT. RANK	GAMES	SCHEDULE	OF SCHEDULE	RPI	RPI	RPI	RPI
DIV. I ONLY	3- 28	345	1- 9	194	256	329	329	21	21	
DIV. I NON-CONF.	1- 10	330	0- 0	123	296	285	285	17	17	
TOTALS	RPI 1-25	RPI 26-50	W-L RECORDS	RPI 51-100	RPI 101-150	RPI 150+				
3- 28	0- 0	0- 0	OVERALL	0- 7	0- 7	3- 14				
1- 12	0- 0	0- 0	HOME	0- 3	0- 4	1- 5				
1- 13	0- 0	0- 0	AWAY	0- 3	0- 2	1- 8				
1- 3	0- 0	0- 0	NEUTRAL	0- 1	0- 1	1- 1				
1- 10	0- 0	0- 0	NON-CONFERENCE	0- 3	0- 2	1- 5				
0- 4	0- 0	0- 0	HOME	0- 1	0- 2	0- 1				
1- 4	0- 0	0- 0	AWAY	0- 1	0- 0	1- 3				
0- 2	0- 0	0- 0	NEUTRAL	0- 1	0- 0	0- 1				
2- 18	0- 0	0- 0	CONFERENCE	0- 4	0- 5	2- 9				
1- 8	0- 0	0- 0	HOME	0- 2	0- 2	1- 4				
0- 9	0- 0	0- 0	AWAY	0- 2	0- 2	0- 5				
1- 1	0- 0	0- 0	NEUTRAL	0- 0	0- 1	1- 0				

RPI S	Opponent	Score	RPI S	Opponent	Score	RPI S	Opponent	Score	RPI S	Opponent	Score	Team's RPI: 329
						64 N	Santa Clara	44 62	108 H	UT Martin	48 75	
						65 H	Ball St.	53 73	110 A	Drake	52 94	
						87 A	Missouri St.	70 77	110 H	Drake	66 86	
						87 H	Missouri St.	47 66	110 N	Drake	53 89	
						91 A	UNI	51 62	131 H	IUPUI	62 68	
						91 H	UNI	48 61	138 A	Southern Ill.	56 74	
						95 A	Nebraska	40 85	138 H	Southern Ill.	63 66	
									162 N	Montana St.	55 81	
									168 A	Xavier	57 65	
									175 A	Loyola Chicago	54 67	
									175 H	Loyola Chicago	49 63	
									229 A	Indiana St.	45 57	
									229 H	Indiana St.	44 59	
									256 A	Bowling Green	56 74	
									261 H	Murray St.	54 73	
									264 A	Cleveland St.	72 63	
									283 A	Miami (OH)	85 91	
									299 A	Bradley	52 66	
									299 H	Bradley	62 46	
									301 A	Wichita St.	50 58	
									301 H	Wichita St.	31 44	
									320 A	Illinois St.	59 65	
									320 H	Illinois St.	57 64	
									320 N	Illinois St.	61 59	
LAST 12 Division I GAMES:												
			110 N	Drake	53 89	87 H	Missouri St.	47 66				
			320 N	Illinois St.	61 59	301 H	Wichita St.	31 44				
			91 H	UNI	48 61	138 H	Southern Ill.	63 66				
			110 H	Drake	66 86	175 A	Loyola Chicago	54 67				
			320 A	Illinois St.	59 65	299 A	Bradley	52 66				
			229 A	Indiana St.	45 57	229 H	Indiana St.	44 59				

Non-Div I Games:

Evansville

■ Loss,
 ■ Non-Conf,
 ■ S Site,
 ■ Home
 ■ A Away
 N Neutral

FGCU				STRENGTH OF SCHEDULE	OPP. STRENGTH OF SCHEDULE	TEAM RPI	ADJ. RPI	CONF. RPI	ADJ CONF. RPI
Average RPI Win:	217	WON-LOST RECORD	WINNING PCT. RANK						
Average RPI Loss:	74		LAST 10 GAMES						
DIV. I ONLY	27- 4	12	10- 0	199	224	63	63	29	29
DIV. I NON-CONF.	11- 4	76	0- 0	60	75	54	54	28	28
TOTALS	RPI 1-25	RPI 26-50	W-L RECORDS	RPI 51-100	RPI 101-150	RPI 150+			
27- 4	1- 1	0- 1	OVERALL	3- 1	5- 0	18- 1			
13- 2	0- 0	0- 1	HOME	3- 0	1- 0	9- 1			
12- 0	1- 0	0- 0	AWAY	0- 0	2- 0	9- 0			
2- 2	0- 1	0- 0	NEUTRAL	0- 1	2- 0	0- 0			
11- 4	1- 1	0- 1	NON-CONFERENCE	3- 1	3- 0	4- 1			
4- 2	0- 0	0- 1	HOME	3- 0	0- 0	1- 1			
5- 0	1- 0	0- 0	AWAY	0- 0	1- 0	3- 0			
2- 2	0- 1	0- 0	NEUTRAL	0- 1	2- 0	0- 0			
16- 0	0- 0	0- 0	CONFERENCE	0- 0	2- 0	14- 0			
9- 0	0- 0	0- 0	HOME	0- 0	1- 0	8- 0			
7- 0	0- 0	0- 0	AWAY	0- 0	1- 0	6- 0			
0- 0	0- 0	0- 0	NEUTRAL	0- 0	0- 0	0- 0			

RPI 1-25				RPI 26-50				RPI 51-100 Team's RPI: 63				RPI 101+			
RPI	S	Opponent	Score	RPI	S	Opponent	Score	RPI	S	Opponent	Score	RPI	S	Opponent	Score
23	A	George Washington	64 60	43	H	Arkansas St.	48 62	51	N	Ohio	57 69	124	A	Akron	82 64
24	N	Mississippi St.	60 65					57	H	Auburn	52 45	127	N	Arizona	57 55
								85	H	Quinnipiac	71 70	145	A	Jacksonville	59 55
								96	H	Harvard	74 65	145	H	Jacksonville	58 39
												150	N	Western Mich.	60 42
												179	H	Fla. Atlantic	55 62
												187	A	Stetson	60 47
												187	H	Stetson	61 46
												187	H	Stetson	61 48
												195	A	N.C. A&T	60 36
												215	A	USC Upstate	56 44
												215	H	USC Upstate	54 43
												221	H	Hartford	64 44
												265	A	Providence	50 41
												289	A	Kennesaw St.	78 47
												289	H	Kennesaw St.	63 41
												304	A	FIU	81 53
												326	A	North Florida	65 38
												326	H	North Florida	75 50
												334	A	Lipscomb	71 39
												334	H	Lipscomb	91 52
												342	A	NJIT	53 32
												342	H	NJIT	70 37
												342	H	NJIT	60 31
LAST 12 Division I GAMES:															
				187	H	Stetson	61 46					342	A	NJIT	53 32
				342	H	NJIT	60 31					145	A	Jacksonville	59 55
				187	A	Stetson	60 47					326	H	North Florida	75 50
				334	H	Lipscomb	91 52					145	H	Jacksonville	58 39
				289	H	Kennesaw St.	63 41					326	A	North Florida	65 38
				215	A	USC Upstate	56 44					289	A	Kennesaw St.	78 47

Non-Div I Games: St. Thomas (FL) 86 33

FGCU

■ Loss,
 ■ Non-Conf,
 ■ S Site,
 ■ Home
 ■ Away
 N Neutral

Average RPI Win:	260	WON-LOST	WINNING	LAST 10	STRENGTH OF	OPP. STRENGTH	TEAM	ADJ.	CONF.	ADJ CONF.
Average RPI Loss:	149	RECORD	PCT. RANK	GAMES	SCHEDULE	OF SCHEDULE	RPI	RPI	RPI	RPI
DIV. I ONLY	5- 26	324	2- 8	165	143	304	304	13	13	
DIV. I NON-CONF.	2- 9	296	0- 0	256	238	329	329	11	11	
TOTALS	RPI 1-25	RPI 26-50	W-L RECORDS	RPI 51-100	RPI 101-150	RPI 150+				
5- 26	0- 1	0- 3	OVERALL	0- 5	0- 5	5- 12				
3- 13	0- 0	0- 2	HOME	0- 3	0- 2	3- 6				
1- 12	0- 0	0- 0	AWAY	0- 1	0- 1	1- 1				
1- 1	0- 0	0- 0	NEUTRAL	0- 0	0- 1	1- 0				
2- 9	0- 1	0- 0	NON-CONFERENCE	0- 2	0- 2	2- 4				
2- 5	0- 0	0- 0	HOME	0- 2	0- 1	2- 2				
0- 4	0- 1	0- 0	AWAY	0- 0	0- 1	0- 2				
0- 0	0- 0	0- 0	NEUTRAL	0- 0	0- 0	0- 0				
3- 17	0- 0	0- 3	CONFERENCE	0- 3	0- 3	3- 8				
1- 8	0- 0	0- 2	HOME	0- 1	0- 1	1- 4				
1- 8	0- 0	0- 1	AWAY	0- 2	0- 1	1- 4				
1- 1	0- 0	0- 0	NEUTRAL	0- 0	0- 1	1- 0				

RPI 1-25				RPI 26-50				RPI 51-100				RPI 101+				Team's RPI: 304	
RPI	S	Opponent	Score	RPI	S	Opponent	Score	RPI	S	Opponent	Score	RPI	S	Opponent	Score		
25	A	Miami (FL)	55 83	37	A	UTEP	52 70	59	A	Middle Tenn.	55 77	128	H	Marshall	58 65		
				37	H	UTEP	57 69	59	H	Middle Tenn.	62 85	128	N	Marshall	44 76		
				38	H	Western Ky.	69 71	63	H	FGCU	53 81	129	A	Old Dominion	49 84		
								89	A	Charlotte	74 87	143	H	Wake Forest	53 57		
								99	H	Marquette	83 95	145	A	Jacksonville	44 80		
												155	A	UAB	42 71		
												155	H	UAB	72 61		
												179	A	Fla. Atlantic	82 87		
												179	H	Fla. Atlantic	52 63		
												188	A	Southern Miss.	55 82		
												208	A	Louisiana Tech	63 82		
												214	H	Rhode Island	50 68		
												225	H	Rice	62 68		
												240	H	North Texas	40 58		
												264	A	Cleveland St.	57 64		
												268	A	UTSA	59 54		
												268	H	UTSA	52 63		
												268	N	UTSA	61 56		
												275	A	UCF	72 89		
												290	H	Florida A&M	81 65		
												301	H	Wichita St.	62 76		
												319	H	UMass Lowell	71 68		
LAST 12 Division I GAMES:																	
				128	N	Marshall	44 76	240	H	North Texas	40 58						
				268	N	UTSA	61 56	268	A	UTSA	59 54						
				59	A	Middle Tenn.	55 77	37	A	UTEP	52 70						
				155	A	UAB	42 71	59	H	Middle Tenn.	62 85						
				179	H	Fla. Atlantic	52 63	155	H	UAB	72 61						
				225	H	Rice	62 68	129	A	Old Dominion	49 84						

Non-Div I Games:

FIU

■ Loss,
 ■ Non-Conf,
 S Site,
 ■ Home
 ■ Away
 N Neutral

Fairfield

Through Games Of March 12, 2016

Average RPI Win:	246	WON-LOST	WINNING	LAST 10	STRENGTH OF	OPP. STRENGTH	TEAM	ADJ.	CONF.	ADJ CONF.
Average RPI Loss:	154	RECORD	PCT. RANK	GAMES	SCHEDULE	OF SCHEDULE	RPI	RPI	RPI	RPI
DIV. I ONLY	16- 14	154	6- 4	231	245	199	199	23	23	
DIV. I NON-CONF.	5- 4	138	0- 0	99	200	145	145	22	22	
TOTALS	RPI 1-25	RPI 26-50	W-L RECORDS	RPI 51-100	RPI 101-150	RPI 150+				
16- 14	0- 0	0- 2	OVERALL	1- 3	0- 2	15- 7				
10- 6	0- 0	0- 1	HOME	1- 2	0- 1	9- 2				
6- 7	0- 0	0- 1	AWAY	0- 1	0- 1	6- 4				
0- 1	0- 0	0- 0	NEUTRAL	0- 0	0- 0	0- 1				
5- 4	0- 0	0- 2	NON-CONFERENCE	1- 1	0- 0	4- 1				
4- 2	0- 0	0- 1	HOME	1- 1	0- 0	3- 0				
1- 2	0- 0	0- 1	AWAY	0- 0	0- 0	1- 1				
0- 0	0- 0	0- 0	NEUTRAL	0- 0	0- 0	0- 0				
11- 10	0- 0	0- 0	CONFERENCE	0- 2	0- 2	11- 6				
6- 4	0- 0	0- 0	HOME	0- 1	0- 1	6- 2				
5- 5	0- 0	0- 0	AWAY	0- 1	0- 1	5- 3				
0- 1	0- 0	0- 0	NEUTRAL	0- 0	0- 0	0- 1				

RPI S	Opponent	Score	RPI S	Opponent	Score	RPI S	Opponent	Score	RPI S	Opponent	Score	Team's RPI: 199
42	A St. John's (NY)	54 73	44	H Albany (NY)	50 62	75	H Hofstra	53 67	103	A Iona	53 69	
						85	A Quinnipiac	58 83	103	H Iona	46 56	
						85	H Quinnipiac	55 64	161	A Marist	63 64	
						96	H Harvard	67 50	161	H Marist	57 72	
									169	A Cornell	35 59	
									191	H Sacred Heart	61 50	
									203	A Loyola Maryland	71 45	
									227	A Canisius	51 50	
									227	H Canisius	52 48	
									230	A Siena	71 51	
									230	H Siena	67 55	
									245	A Monmouth	68 60	
									245	H Monmouth	80 70	
									245 N	Monmouth	46 64	
									248	A Manhattan	59 57	
									248	H Manhattan	55 70	
									281	H La Salle	62 59	
									284	A Rider	55 39	
									284	H Rider	63 56	
									291	A Niagara	55 56	
									291	H Niagara	61 43	
									315	H IPFW	74 62	
									338	A Saint Peter's	46 56	
									338	H Saint Peter's	76 49	
LAST 12 Division I GAMES:												
245 N	Monmouth	46 64	338 H	Saint Peter's	76 49							
85 A	Quinnipiac	58 83	230 H	Siena	67 55							
103 A	Iona	53 69	291 H	Niagara	61 43							
161 A	Marist	63 64	245 A	Monmouth	68 60							
230 A	Siena	71 51	284 H	Rider	63 56							
245 H	Monmouth	80 70	227 H	Canisius	52 48							

Non-Div I Games:

Fairfield

■ Loss,
 ■ Non-Conf,
 ■ S Site,
 ■ Home
 ■ A Away
 N Neutral

Average RPI Win: 284	WON-LOST	WINNING	LAST 10	STRENGTH OF	OPP. STRENGTH	TEAM	ADJ.	CONF.	ADJ CONF.
Average RPI Loss: 220	RECORD	PCT. RANK	GAMES	SCHEDULE	OF SCHEDULE	RPI	RPI	RPI	RPI
DIV. I ONLY	11- 21	263	4- 6	311	337	313	313	31	31
DIV. I NON-CONF.	3- 10	277	0- 0	249	267	319	319	32	32
TOTALS	RPI 1-25	RPI 26-50	W-L RECORDS	RPI 51-100	RPI 101-150	RPI 150+			
11- 21	0- 1	0- 0	OVERALL	0- 1	0- 1	11- 18			
8- 8	0- 0	0- 0	HOME	0- 0	0- 0	8- 8			
2- 11	0- 1	0- 0	AWAY	0- 1	0- 0	2- 9			
1- 2	0- 0	0- 0	NEUTRAL	0- 0	0- 1	1- 1			
3- 10	0- 1	0- 0	NON-CONFERENCE	0- 1	0- 1	3- 7			
2- 5	0- 0	0- 0	HOME	0- 0	0- 0	2- 5			
0- 3	0- 1	0- 0	AWAY	0- 1	0- 0	0- 1			
1- 2	0- 0	0- 0	NEUTRAL	0- 0	0- 1	1- 1			
8- 11	0- 0	0- 0	CONFERENCE	0- 0	0- 0	8- 11			
6- 3	0- 0	0- 0	HOME	0- 0	0- 0	6- 3			
2- 8	0- 0	0- 0	AWAY	0- 0	0- 0	2- 8			
0- 0	0- 0	0- 0	NEUTRAL	0- 0	0- 0	0- 0			

RPI 1-25				RPI 26-50				RPI 51-100				RPI 101+ Team's RPI: 313			
RPI	S	Opponent	Score	RPI	S	Opponent	Score	RPI	S	Opponent	Score	RPI	S	Opponent	Score
22	A	West Virginia	42 91					98	A	Bucknell	62 72	103	N	Iona	54 77
												153	A	North Carolina	46 64
												157	N	Yale	58 77
												191	A	Sacred Heart	61 72
												191	H	Sacred Heart	65 80
												196	A	Robert Morris	59 68
												196	A	Robert Morris	83 68
												196	H	Robert Morris	60 52
												205	H	Brown	48 63
												230	H	Siena	65 81
												232	N	Grand Canyon	74 68
												237	A	Bryant	52 74
												237	H	Bryant	41 70
												245	H	Monmouth	81 75
												247	H	Columbia	83 87
												248	H	Manhattan	78 85
												262	A	Saint Francis (PA)	67 87
												262	H	Saint Francis (PA)	73 72
												276	A	Central Conn. St.	59 71
												276	H	Central Conn. St.	75 78
												316	A	Mt. St. Mary's	55 71
												316	H	Mt. St. Mary's	66 53
												319	H	UMass Lowell	67 78
												322	A	LIU Brooklyn	62 65
												322	H	LIU Brooklyn	75 58
												335	A	St. Francis Brooklyn	78 88
LAST 12 Division I GAMES:															
196	A	Robert Morris	59 68	196	H	Robert Morris	60 52								
237	A	Bryant	52 74	335	A	St. Francis Brooklyn	78 88								
276	A	Central Conn. St.	59 71	343	A	Wagner	73 57								
343	H	Wagner	75 67	262	H	Saint Francis (PA)	73 72								
191	H	Sacred Heart	65 80	322	A	LIU Brooklyn	62 65								
316	A	Mt. St. Mary's	55 71	322	H	LIU Brooklyn	75 58								

Non-Div I Games:

Fairleigh Dickinson

RPI	S	Opponent	Score	
335	H	St. Francis Brooklyn	65	61
338	H	Saint Peter's	73	52
343	A	Wagner	73	57
343	H	Wagner	75	67

F
a
i
r
l
e
i
g
h
D
i
c
k
i
n
s
o
n

F
a
i
r
l
e
i
g
h
D
i
c
k
i
n
s
o
n

Fairleigh Dickinson

Fla. Atlantic

Through Games Of March 12, 2016

Average RPI Win:	218	WON-LOST	WINNING	LAST 10	STRENGTH OF	OPP. STRENGTH	TEAM	ADJ.	CONF.	ADJ CONF.
Average RPI Loss:	126	RECORD	PCT. RANK	GAMES	SCHEDULE	OF SCHEDULE	RPI	RPI	RPI	RPI
DIV. I ONLY	13- 16	202	3- 7	110	166	179	179	13	13	
DIV. I NON-CONF.	7- 3	91	0- 0	50	319	70	70	11	11	
TOTALS	RPI 1-25	RPI 26-50	W-L RECORDS	RPI 51-100	RPI 101-150	RPI 150+				
13- 16	0- 0	0- 4	OVERALL	1- 4	3- 1	9- 7				
9- 6	0- 0	0- 2	HOME	0- 2	3- 0	6- 2				
3- 9	0- 0	0- 2	AWAY	1- 2	0- 1	2- 4				
1- 1	0- 0	0- 0	NEUTRAL	0- 0	0- 0	1- 1				
7- 3	0- 0	0- 1	NON-CONFERENCE	1- 1	2- 0	4- 1				
5- 1	0- 0	0- 0	HOME	0- 1	2- 0	3- 0				
1- 2	0- 0	0- 1	AWAY	1- 0	0- 0	0- 1				
1- 0	0- 0	0- 0	NEUTRAL	0- 0	0- 0	1- 0				
6- 13	0- 0	0- 3	CONFERENCE	0- 3	1- 1	5- 6				
4- 5	0- 0	0- 2	HOME	0- 1	1- 0	3- 2				
2- 7	0- 0	0- 1	AWAY	0- 2	0- 1	2- 3				
0- 1	0- 0	0- 0	NEUTRAL	0- 0	0- 0	0- 1				

RPI S	Opponent	Score	RPI S	Opponent	Score	RPI S	Opponent	Score	RPI S	Opponent	Score	Team's RPI: 179
37	A UTEP	47 75	37	H UTEP	66 78	59	A Middle Tenn.	65 71	124	H Akron	91 77	
38	H Western Ky.	62 81	38	H Western Ky.	62 81	62	H South Dakota	53 76	128	H Marshall	84 73	
48	A Kansas St.	53 102	48	A Kansas St.	53 102	63	A FGCU	62 55	129	A Old Dominion	45 85	
						89	A Charlotte	79 85	140	H Milwaukee	71 67	
									155	A UAB	52 51	
									155	H UAB	62 67	
									173	A Montana	69 83	
									188	A Southern Miss.	80 89	
									208	A Louisiana Tech	62 65	
									225	H Rice	54 75	
									240	H North Texas	71 61	
									240	N North Texas	74 79	
									250	H Bethune-Cookman	82 60	
									255	N Tennessee St.	69 64	
									268	A UTSA	54 57	
									268	H UTSA	64 51	
									283	H Miami (OH)	68 65	
									304	A FIU	63 52	
									304	H FIU	87 82	
									324	H Delaware St.	83 55	
LAST 12 Division I GAMES:												
240	N North Texas	74 79	37	A UTEP	47 75							
155	A UAB	52 51	268	A UTSA	54 57							
59	A Middle Tenn.	65 71	155	H UAB	62 67							
304	A FIU	63 52	59	H Middle Tenn.	73 83							
240	H North Texas	71 61	89	A Charlotte	79 85							
225	H Rice	54 75	129	A Old Dominion	45 85							

Non-Div I Games: Keiser 74 52

Fla. Atlantic

Loss, Non-Conf, S Site, H Home A Away N Neutral

Average RPI Win:	289	WON-LOST	WINNING	LAST 10	STRENGTH OF	OPP. STRENGTH	TEAM	ADJ.	CONF.	ADJ CONF.
Average RPI Loss:	232	RECORD	PCT. RANK	GAMES	SCHEDULE	OF SCHEDULE	RPI	RPI	RPI	RPI
DIV. I ONLY	14- 15	180	5- 5	349	321	290	290	32	32	
DIV. I NON-CONF.	4- 7	222	0- 0	345	156	321	321	30	30	
TOTALS	RPI 1-25	RPI 26-50	W-L RECORDS	RPI 51-100	RPI 101-150	RPI 150+				
14- 15	0- 0	0- 0	OVERALL	0- 1	0- 1	14- 13				
6- 5	0- 0	0- 0	HOME	0- 0	0- 1	6- 4				
5- 8	0- 0	0- 0	AWAY	0- 1	0- 0	5- 7				
3- 2	0- 0	0- 0	NEUTRAL	0- 0	0- 0	3- 2				
4- 7	0- 0	0- 0	NON-CONFERENCE	0- 1	0- 1	4- 5				
1- 2	0- 0	0- 0	HOME	0- 0	0- 1	1- 1				
1- 4	0- 0	0- 0	AWAY	0- 1	0- 0	1- 3				
2- 1	0- 0	0- 0	NEUTRAL	0- 0	0- 0	2- 1				
10- 8	0- 0	0- 0	CONFERENCE	0- 0	0- 0	10- 8				
5- 3	0- 0	0- 0	HOME	0- 0	0- 0	5- 3				
4- 4	0- 0	0- 0	AWAY	0- 0	0- 0	4- 4				
1- 1	0- 0	0- 0	NEUTRAL	0- 0	0- 0	1- 1				

RPI S	Opponent	Score	RPI S	Opponent	Score	RPI S	Opponent	Score	RPI S	Opponent	Score	Team's RPI: 290
						56	A Southern California	45 88	114	H Mercer	50 54	
									153	A North Carolina	58 94	
									166	N UC Davis	61 58	
									195	A N.C. A&T	51 80	
									195	H N.C. A&T	66 70	
									195	N N.C. A&T	50 67	
									207	A Hampton	66 59	
									231	H Coppin St.	79 73	
									250	A Bethune-Cookman	60 67	
									250	H Bethune-Cookman	53 48	
									252	A Clemson	77 68	
									257	H Morgan St.	62 67	
									275	A UCF	55 93	
									280	A UMES	47 61	
									289	H Kennesaw St.	69 67	
									293	H South Carolina St.	62 68	
									297	A Savannah St.	46 65	
									297	H Savannah St.	59 38	
									300	N Western Caro.	53 69	
									304	A FIU	65 81	
									317	H Southeastern La.	57 62	
									324	H Delaware St.	86 56	
									324	N Delaware St.	79 74	
									327	A Howard	64 53	
									332	N New Orleans	71 60	
									347	A Norfolk St.	83 67	
LAST 12 Division I GAMES:												
			195	N N.C. A&T	50 67	250	H Bethune-Cookman	53 48				
			324	N Delaware St.	79 74	348	A N.C. Central	69 54				
			297	A Savannah St.	46 65	195	A N.C. A&T	51 80				
			195	H N.C. A&T	66 70	324	H Delaware St.	86 56				
			327	A Howard	64 53	348	H N.C. Central	55 45				
			280	A UMES	47 61	250	A Bethune-Cookman	60 67				

Non-Div I Games: Clark Atlanta 98 88 Fla. Memorial 66 62

Florida A&M

Loss, Non-Conf, S Site, H Home A Away N Neutral

RPI	S	Opponent	Score	
348	A	N.C. Central	69	54
348	H	N.C. Central	55	45

F
l
o
r
i
d
a

A
&
M

F
l
o
r
i
d
a

A
&
M

Florida A&M

Average RPI Win:	140	WON-LOST	WINNING	LAST 10	STRENGTH OF	OPP. STRENGTH	TEAM	ADJ.	CONF.	ADJ CONF.
Average RPI Loss:	13	RECORD	PCT. RANK	GAMES	SCHEDULE	OF SCHEDULE	RPI	RPI	RPI	RPI
DIV. I ONLY	23- 7	38	7- 3	21	44	15	15	4	4	
DIV. I NON-CONF.	10- 3	61	0- 0	32	100	25	25	5	5	
TOTALS	RPI 1-25	RPI 26-50	W-L RECORDS	RPI 51-100	RPI 101-150	RPI 150+				
23- 7	2- 6	2- 1	OVERALL	4- 0	7- 0	8- 0				
15- 1	1- 1	0- 0	HOME	4- 0	5- 0	5- 0				
7- 4	1- 3	2- 1	AWAY	0- 0	2- 0	2- 0				
1- 2	0- 2	0- 0	NEUTRAL	0- 0	0- 0	1- 0				
10- 3	0- 2	0- 1	NON-CONFERENCE	3- 0	2- 0	5- 0				
8- 0	0- 0	0- 0	HOME	3- 0	2- 0	3- 0				
1- 2	0- 1	0- 1	AWAY	0- 0	0- 0	1- 0				
1- 1	0- 1	0- 0	NEUTRAL	0- 0	0- 0	1- 0				
13- 4	2- 4	2- 0	CONFERENCE	1- 0	5- 0	3- 0				
7- 1	1- 1	0- 0	HOME	1- 0	3- 0	2- 0				
6- 2	1- 2	2- 0	AWAY	0- 0	2- 0	1- 0				
0- 1	0- 1	0- 0	NEUTRAL	0- 0	0- 0	0- 0				

RPI	S	Opponent	Score	RPI	S	Opponent	Score	RPI	S	Opponent	Score	RPI	S	Opponent	Score
1	H	Notre Dame	66 73	27	A	Florida	72 82	52	H	Rutgers	65 43	111	H	Virginia	70 48
3	N	UConn	49 73	47	A	Duke	69 53	70	H	Temple	75 47	114	H	Mercer	79 36
11	A	Arizona St.	56 68	49	A	North Carolina St.	56 52	71	H	Georgia Tech	75 69	120	H	Boston College	75 42
13	A	Syracuse	73 83					74	H	Tulane	78 72	123	H	Virginia Tech	68 50
14	A	Louisville	69 79									132	A	Pittsburgh	66 55
25	A	Miami (FL)	69 58									143	A	Wake Forest	96 55
25	H	Miami (FL)	70 67									145	H	Jacksonville	77 60
25	N	Miami (FL)	56 74									153	H	North Carolina	94 63
												155	H	UAB	84 44
												206	N	Sam Houston St.	94 37
												252	A	Clemson	85 40
												252	H	Clemson	75 56
												261	H	Murray St.	101 59
												322	A	LIU Brooklyn	78 42
												326	H	North Florida	80 28
LAST 12 Division I GAMES:															
25	N	Miami (FL)	56 74	47	A	Duke	69 53								
25	H	Miami (FL)	70 67	252	H	Clemson	75 56								
49	A	North Carolina St.	56 52	123	H	Virginia Tech	68 50								
1	H	Notre Dame	66 73	143	A	Wake Forest	96 55								
13	A	Syracuse	73 83	25	A	Miami (FL)	69 58								
153	H	North Carolina	94 63	111	H	Virginia	70 48								

Non-Div I Games:

Florida St.

Average RPI Win:	212	WON-LOST	WINNING	LAST 10	STRENGTH OF	OPP. STRENGTH	TEAM	ADJ.	CONF.	ADJ CONF.
Average RPI Loss:	85	RECORD	PCT. RANK	GAMES	SCHEDULE	OF SCHEDULE	RPI	RPI	RPI	RPI
DIV. I ONLY	14- 17	198	5- 5	95	93	163	163	7	7	
DIV. I NON-CONF.	5- 8	209	0- 0	174	130	230	230	8	8	
TOTALS	RPI 1-25	RPI 26-50	W-L RECORDS	RPI 51-100	RPI 101-150	RPI 150+				
14- 17	1- 3	1- 3	OVERALL	0- 5	1- 3	11- 3				
11- 4	1- 0	1- 0	HOME	0- 3	1- 0	8- 1				
2- 10	0- 0	0- 2	AWAY	0- 1	0- 0	2- 0				
1- 3	0- 2	0- 0	NEUTRAL	0- 0	0- 1	1- 0				
5- 8	0- 1	0- 2	NON-CONFERENCE	0- 2	0- 2	5- 1				
4- 3	0- 0	0- 0	HOME	0- 2	0- 0	4- 1				
1- 3	0- 0	0- 2	AWAY	0- 0	0- 1	1- 0				
0- 2	0- 1	0- 0	NEUTRAL	0- 0	0- 1	0- 0				
9- 9	1- 2	1- 1	CONFERENCE	0- 3	1- 1	6- 2				
7- 1	1- 0	1- 0	HOME	0- 1	1- 0	4- 0				
1- 7	0- 1	0- 1	AWAY	0- 2	0- 1	1- 2				
1- 1	0- 1	0- 0	NEUTRAL	0- 0	0- 0	1- 0				

RPI 1-25				RPI 26-50				RPI 51-100				RPI 101+ Team's RPI: 163			
RPI	S	Opponent	Score	RPI	S	Opponent	Score	RPI	S	Opponent	Score	RPI	S	Opponent	Score
13	N	Syracuse	54 76	34	A	St. Bonaventure	41 55	54	H	Saint Louis	49 51	118	A	Saint Joseph's	51 61
18	A	Duquesne	40 55	34	H	St. Bonaventure	77 68	69	A	VCU	51 61	118	H	Saint Joseph's	47 40
18	N	Duquesne	65 70	36	A	Princeton	44 55	70	H	Temple	44 57	137	A	Penn St.	59 75
23	H	George Washington	76 69	39	A	Seton Hall	54 66	73	H	Vanderbilt	40 53	139	N	Texas Tech	48 62
								82	A	Dayton	55 77	152	H	Delaware	48 55
												170	H	George Mason	66 54
												189	A	Davidson	51 69
												189	H	Davidson	51 40
												198	A	Richmond	48 52
												214	H	Rhode Island	50 42
												224	A	Massachusetts	60 55
												224	N	Massachusetts	73 62
												248	A	Manhattan	60 49
												276	H	Central Conn. St.	63 48
												281	H	La Salle	54 44
												311	H	A&M-Corpus Christi	67 49
												324	H	Delaware St.	74 58
												330	H	Lafayette	61 49
LAST 12 Division I GAMES:															
		18 N Duquesne	65 70			281 H La Salle	54 44								
		224 N Massachusetts	73 62			118 A Saint Joseph's	51 61								
		82 A Dayton	55 77			224 A Massachusetts	60 55								
		34 H St. Bonaventure	77 68			23 H George Washington	76 69								
		54 H Saint Louis	49 51			214 H Rhode Island	50 42								
		198 A Richmond	48 52			69 A VCU	51 61								

Non-Div I Games:

Fordham

■ Loss,
 ■ Non-Conf, S Site,
 ■ Home
 ■ Away
 N Neutral

Average RPI Win:	235	WON-LOST	WINNING	LAST 10	STRENGTH OF	OPP. STRENGTH	TEAM	ADJ.	CONF.	ADJ CONF.
Average RPI Loss:	96	RECORD	PCT. RANK	GAMES	SCHEDULE	OF SCHEDULE	RPI	RPI	RPI	RPI
DIV. I ONLY	19- 11	89	8- 2	128	191	107	107	20	20	
DIV. I NON-CONF.	2- 7	280	0- 0	17	56	176	176	20	20	
TOTALS	RPI 1-25	RPI 26-50	W-L RECORDS	RPI 51-100	RPI 101-150	RPI 150+				
19- 11	0- 1	0- 3	OVERALL	0- 4	0- 0	19- 3				
9- 4	0- 1	0- 1	HOME	0- 1	0- 0	9- 1				
8- 6	0- 0	0- 1	AWAY	0- 3	0- 0	8- 2				
2- 1	0- 0	0- 1	NEUTRAL	0- 0	0- 0	2- 0				
2- 7	0- 1	0- 1	NON-CONFERENCE	0- 4	0- 0	2- 1				
1- 3	0- 1	0- 1	HOME	0- 1	0- 0	1- 0				
0- 4	0- 0	0- 0	AWAY	0- 3	0- 0	0- 1				
1- 0	0- 0	0- 0	NEUTRAL	0- 0	0- 0	1- 0				
17- 4	0- 0	0- 2	CONFERENCE	0- 0	0- 0	17- 2				
8- 1	0- 0	0- 0	HOME	0- 0	0- 0	8- 1				
8- 2	0- 0	0- 1	AWAY	0- 0	0- 0	8- 1				
1- 1	0- 0	0- 1	NEUTRAL	0- 0	0- 0	1- 0				

RPI S	Opponent	Score	RPI S	Opponent	Score	RPI S	Opponent	Score	RPI S	Opponent	Score	Team's RPI: 107
23	H George Washington	53 61	33	H Washington	79 89	53	A St. Mary's (CA)	81 83	151	N Northeastern	69 55	
			41	A Colorado St.	55 68	66	A UC Riverside	68 86	154	H Boise St.	62 57	
			41	N Colorado St.	54 55	81	H San Diego	68 72	165	A New Mexico	69 65	
						88	A Utah	63 78	165	H New Mexico	51 43	
									190	A Cal Poly	60 64	
									201	A San Jose St.	59 54	
									201	H San Jose St.	64 66	
									211	A UNLV	57 52	
									211	A UNLV	66 60	
									211	H UNLV	58 54	
									216	H CSU Bakersfield	57 52	
									234	A Utah St.	67 61	
									234	H Utah St.	66 62	
									234	N Utah St.	55 47	
									238	A San Diego St.	54 65	
									238	H San Diego St.	54 49	
									258	A Wyoming	49 42	
									258	H Wyoming	64 52	
									325	A Nevada	67 59	
									325	H Nevada	65 56	
									341	A Air Force	63 48	
									341	H Air Force	70 46	
LAST 12 Division I GAMES:												
			41	N Colorado St.	54 55	341	A Air Force	63 48				
			211	A UNLV	66 60	234	A Utah St.	67 61				
			234	N Utah St.	55 47	258	H Wyoming	64 52				
			234	H Utah St.	66 62	325	H Nevada	65 56				
			41	A Colorado St.	55 68	238	A San Diego St.	54 65				
			165	H New Mexico	51 43	211	A UNLV	57 52				

Non-Div I Games: Fresno Pacific 78 33 Stanislaus St. 72 49

Fresno St.

■ Loss,
 ■ Non-Conf, S Site,
 ■ Home
 ■ Away
 N Neutral

Average RPI Win: 265	WON-LOST	WINNING	LAST 10	STRENGTH OF	OPP. STRENGTH	TEAM	ADJ.	CONF.	ADJ CONF.
Average RPI Loss: 128	RECORD	PCT. RANK	GAMES	SCHEDULE	OF SCHEDULE	RPI	RPI	RPI	RPI
DIV. I ONLY	13- 16	202	4- 6	239	206	218	218	17	17
DIV. I NON-CONF.	5- 8	209	0- 0	258	239	239	239	15	15
TOTALS	RPI 1-25	RPI 26-50	W-L RECORDS	RPI 51-100	RPI 101-150	RPI 150+			
13- 16	0- 0	0- 3	OVERALL	0- 2	0- 7	13- 4			
7- 5	0- 0	0- 1	HOME	0- 1	0- 2	7- 1			
5- 10	0- 0	0- 0	AWAY	0- 1	0- 1	5- 0			
1- 1	0- 0	0- 0	NEUTRAL	0- 0	0- 1	1- 0			
5- 8	0- 0	0- 1	NON-CONFERENCE	0- 2	0- 2	5- 3			
3- 2	0- 0	0- 0	HOME	0- 1	0- 0	3- 1			
2- 6	0- 0	0- 1	AWAY	0- 1	0- 2	2- 2			
0- 0	0- 0	0- 0	NEUTRAL	0- 0	0- 0	0- 0			
8- 8	0- 0	0- 2	CONFERENCE	0- 0	0- 5	8- 1			
4- 3	0- 0	0- 1	HOME	0- 0	0- 2	4- 0			
3- 4	0- 0	0- 1	AWAY	0- 0	0- 2	3- 1			
1- 1	0- 0	0- 0	NEUTRAL	0- 0	0- 1	1- 0			

RPI 1-25			RPI 26-50			RPI 51-100			RPI 101+			Team's RPI: 218			
RPI	S	Opponent	Score	RPI	S	Opponent	Score	RPI	S	Opponent	Score				
				35	A	Georgia	39 77	69	A	VCU	45 67	112	A	Samford	63 77
				40	A	Chattanooga	46 61	92	H	Elon	55 65	112	H	Samford	45 58
				40	H	Chattanooga	50 56					114	A	Mercer	62 64
												114	H	Mercer	50 61
												114	N	Mercer	50 64
												123	A	Virginia Tech	30 59
												126	A	UNC Asheville	71 84
												164	A	ETSU	64 68
												164	H	ETSU	81 77
												164	N	ETSU	71 68
												189	H	Davidson	51 69
												198	A	Richmond	69 62
												215	A	USC Upstate	75 63
												252	H	Clemson	70 49
												259	A	Appalachian St.	78 92
												293	H	South Carolina St.	59 46
												300	A	Western Caro.	83 76
												300	H	Western Caro.	71 56
												306	A	Wofford	70 61
												306	H	Wofford	70 64
LAST 12 Division I GAMES:															
				114	N	Mercer	50 64	306	H	Wofford	70 64	312	A	UNCG	75 59
				164	N	ETSU	71 68	164	A	ETSU	64 68	312	H	UNCG	85 71
				114	A	Mercer	62 64	40	A	Chattanooga	46 61	328	H	Winthrop	71 52
				112	A	Samford	63 77	114	H	Mercer	50 61	348	A	N.C. Central	61 66
				300	H	Western Caro.	71 56	112	H	Samford	45 58				
				312	H	UNCG	85 71	312	A	UNCG	75 59				

Non-Div I Games: Converse 89 52 North Greenville 69 39

Furman

■ Loss,
 ■ Non-Conf,
 ■ S Site,
 ■ H Home
 ■ A Away
 N Neutral

Ga. Southern

Through Games Of March 12, 2016

Average RPI Win:	265	WON-LOST	WINNING	LAST 10	STRENGTH OF	OPP. STRENGTH	TEAM	ADJ.	CONF.	ADJ CONF.
Average RPI Loss:	170	RECORD	PCT. RANK	GAMES	SCHEDULE	OF SCHEDULE	RPI	RPI	RPI	RPI
DIV. I ONLY	7- 22	298	1- 9	209	248	295	295	15	15	
DIV. I NON-CONF.	3- 6	234	0- 0	216	348	265	265	14	14	
TOTALS	RPI 1-25	RPI 26-50	W-L RECORDS	RPI 51-100	RPI 101-150	RPI 150+				
7- 22	0- 0	0- 3	OVERALL	0- 0	0- 7	7- 12				
4- 10	0- 0	0- 1	HOME	0- 0	0- 3	4- 6				
3- 11	0- 0	0- 2	AWAY	0- 0	0- 4	3- 5				
0- 1	0- 0	0- 0	NEUTRAL	0- 0	0- 0	0- 1				
3- 6	0- 0	0- 1	NON-CONFERENCE	0- 0	0- 1	3- 4				
2- 2	0- 0	0- 0	HOME	0- 0	0- 0	2- 2				
1- 3	0- 0	0- 1	AWAY	0- 0	0- 1	1- 1				
0- 1	0- 0	0- 0	NEUTRAL	0- 0	0- 0	0- 1				
4- 16	0- 0	0- 2	CONFERENCE	0- 0	0- 6	4- 8				
2- 8	0- 0	0- 1	HOME	0- 0	0- 3	2- 4				
2- 8	0- 0	0- 1	AWAY	0- 0	0- 3	2- 4				
0- 0	0- 0	0- 0	NEUTRAL	0- 0	0- 0	0- 0				

RPI 1-25			RPI 26-50			RPI 51-100			RPI 101+			Team's RPI: 295
RPI	S	Opponent	Score	RPI	S	Opponent	Score	RPI	S	Opponent	Score	
				35	A	Georgia	28 75					
				43	A	Arkansas St.	54 77		104	A	Little Rock	36 69
				43	H	Arkansas St.	52 79		104	H	Little Rock	45 50
									114	A	Mercer	50 62
									119	A	Troy	68 84
									119	H	Troy	66 81
									136	A	La.-Lafayette	49 56
									136	H	La.-Lafayette	39 56
									156	A	UT Arlington	31 70
									156	H	UT Arlington	41 53
									187	A	Stetson	57 79
									193	A	South Ala.	45 48
									193	H	South Ala.	57 43
									196	H	Robert Morris	49 64
									246	A	Texas St.	56 61
									246	H	Texas St.	78 64
									250	N	Bethune-Cookman	49 65
									259	A	Appalachian St.	65 50
									259	H	Appalachian St.	62 68
									270	A	La.-Monroe	49 59
									270	H	La.-Monroe	49 50
									271	A	Georgia St.	61 50
									271	H	Georgia St.	60 61
									288	H	Charleston So.	64 51
									297	A	Savannah St.	64 48
									298	H	Jacksonville St.	60 56
									334	H	Lipscomb	55 66
LAST 12 Division I GAMES:												
				136	A	La.-Lafayette	49 56		193	A	South Ala.	45 48
				270	A	La.-Monroe	49 59		119	A	Troy	68 84
				259	H	Appalachian St.	62 68		246	H	Texas St.	78 64
				271	H	Georgia St.	60 61		156	H	UT Arlington	41 53
				104	H	Little Rock	45 50		43	A	Arkansas St.	54 77
				43	H	Arkansas St.	52 79		104	A	Little Rock	36 69

Non-Div I Games:

Ga. Southern

■ Loss,
 ■ Non-Conf,
 ■ S Site,
 ■ Home
 ■ A Away
 N Neutral

Average RPI Win: 236		WON-LOST	WINNING	LAST 10	STRENGTH OF	OPP. STRENGTH	TEAM	ADJ.	CONF.	ADJ CONF.
Average RPI Loss: 211		RECORD	PCT. RANK	GAMES	SCHEDULE	OF SCHEDULE	RPI	RPI	RPI	RPI
DIV. I ONLY		17- 12	123	6- 4	317	277	213	213	25	25
DIV. I NON-CONF.		4- 4	160	0- 0	334	139	280	280	29	29
TOTALS		RPI 1-25	RPI 26-50	W-L RECORDS	RPI 51-100	RPI 101-150	RPI 150+			
17- 12	0- 0		0- 0	OVERALL	0- 0	3- 3	14- 9			
12- 2	0- 0		0- 0	HOME	0- 0	2- 0	10- 2			
5- 6	0- 0		0- 0	AWAY	0- 0	1- 1	4- 5			
0- 4	0- 0		0- 0	NEUTRAL	0- 0	0- 2	0- 2			
4- 4	0- 0		0- 0	NON-CONFERENCE	0- 0	0- 2	4- 2			
3- 1	0- 0		0- 0	HOME	0- 0	0- 0	3- 1			
1- 0	0- 0		0- 0	AWAY	0- 0	0- 0	1- 0			
0- 3	0- 0		0- 0	NEUTRAL	0- 0	0- 2	0- 1			
13- 8	0- 0		0- 0	CONFERENCE	0- 0	3- 1	10- 7			
9- 1	0- 0		0- 0	HOME	0- 0	2- 0	7- 1			
4- 6	0- 0		0- 0	AWAY	0- 0	1- 1	3- 5			
0- 1	0- 0		0- 0	NEUTRAL	0- 0	0- 0	0- 1			

RPI 1-25				RPI 26-50				RPI 51-100				RPI 101+				Team's RPI: 213	
RPI	S	Opponent	Score	RPI	S	Opponent	Score	RPI	S	Opponent	Score	RPI	S	Opponent	Score		
												122	A	Liberty	51	73	
												122	H	Liberty	61	57	
												126	A	UNC Asheville	58	56	
												126	H	UNC Asheville	57	51	
												127	N	Arizona	60	79	
												150	N	Western Mich.	44	71	
												153	A	North Carolina	66	65	
												174	A	Radford	51	54	
												174	H	Radford	54	50	
												178	H	Pacific	77	84	
												185	A	Presbyterian	53	60	
												185	H	Presbyterian	51	40	
												185	N	Presbyterian	51	58	
												197	N	SMU	61	69	
												251	A	High Point	79	72	
												251	H	High Point	82	70	
												253	A	Campbell	70	35	
												253	H	Campbell	68	56	
												287	A	Coastal Caro.	61	51	
												287	H	Coastal Caro.	56	59	
												288	A	Charleston So.	63	66	
												288	H	Charleston So.	63	55	
												289	H	Kennesaw St.	70	56	
												306	H	Wofford	64	61	
												312	H	UNCG	59	57	
												314	A	Longwood	59	62	
LAST 12 Division I GAMES:																	
				185	N	Presbyterian	51	58	251	A	High Point	79	72				
				314	A	Longwood	59	62	174	A	Radford	51	54				
				287	A	Coastal Caro.	61	51	328	H	Winthrop	70	52				
				126	H	UNC Asheville	57	51	253	H	Campbell	68	56				
				288	A	Charleston So.	63	66	185	A	Presbyterian	53	60				
				185	H	Presbyterian	51	40	122	A	Liberty	51	73				

Non-Div I Games:	Montreat	84	49	Bluefield Col.	64	51
------------------	----------	----	----	----------------	----	----

Gardner-Webb

Loss, Non-Conf, S Site, H Home A Away N Neutral

RPI	S	Opponent	Score	
314	H	Longwood	67	42
328	A	Winthrop	62	81
328	H	Winthrop	70	52

Gardner-Webb

Gardner-Webb

Gardner-Webb

George Mason

Through Games Of March 12, 2016

Average RPI Win:	190	WON-LOST	WINNING	LAST 10	STRENGTH OF	OPP. STRENGTH	TEAM	ADJ.	CONF.	ADJ CONF.
Average RPI Loss:	95	RECORD	PCT. RANK	GAMES	SCHEDULE	OF SCHEDULE	RPI	RPI	RPI	RPI
DIV. I ONLY	12- 19	242	4- 6	90	86	170	170	7	7	
DIV. I NON-CONF.	5- 8	209	0- 0	252	94	238	238	8	8	
TOTALS	RPI 1-25	RPI 26-50	W-L RECORDS	RPI 51-100	RPI 101-150	RPI 150+				
12- 19	0- 4	0- 2	OVERALL	3- 5	1- 3	8- 5				
7- 5	0- 2	0- 0	HOME	1- 1	1- 1	5- 1				
2- 12	0- 1	0- 1	AWAY	1- 4	0- 2	1- 4				
3- 2	0- 1	0- 1	NEUTRAL	1- 0	0- 0	2- 0				
5- 8	0- 0	0- 1	NON-CONFERENCE	0- 2	0- 3	5- 2				
3- 1	0- 0	0- 0	HOME	0- 0	0- 1	3- 0				
0- 6	0- 0	0- 0	AWAY	0- 2	0- 2	0- 2				
2- 1	0- 0	0- 1	NEUTRAL	0- 0	0- 0	2- 0				
7- 11	0- 4	0- 1	CONFERENCE	3- 3	1- 0	3- 3				
4- 4	0- 2	0- 0	HOME	1- 1	1- 0	2- 1				
2- 6	0- 1	0- 1	AWAY	1- 2	0- 0	1- 2				
1- 1	0- 1	0- 0	NEUTRAL	1- 0	0- 0	0- 0				

RPI 1-25				RPI 26-50				RPI 51-100				RPI 101+ Team's RPI: 170			
RPI	S	Opponent	Score	RPI	S	Opponent	Score	RPI	S	Opponent	Score	RPI	S	Opponent	Score
18	H	Duquesne	56 72	34	A	St. Bonaventure	55 70	54	A	Saint Louis	73 63	102	H	Georgetown	57 63
23	A	George Washington	68 82	38	N	Western Ky.	58 84	54	H	Saint Louis	50 61	118	H	Saint Joseph's	55 41
23	H	George Washington	66 73					57	A	Auburn	59 88	123	A	Virginia Tech	63 80
23	N	George Washington	48 78					69	A	VCU	34 65	127	A	Arizona	60 68
								69	H	VCU	70 54	152	H	Delaware	90 83
								82	A	Dayton	58 81	163	A	Fordham	54 66
								82	N	Dayton	66 62	174	A	Radford	63 66
								88	A	Utah	62 74	189	A	Davidson	63 68
												194	N	Tulsa	64 63
												198	H	Richmond	50 57
												211	A	UNLV	59 67
												214	A	Rhode Island	68 65
												224	H	Massachusetts	64 59
												266	N	Pepperdine	71 63
												281	H	La Salle	79 70
												286	H	Towson	88 76
												341	H	Air Force	69 52
LAST 12 Division I GAMES:															
23	N	George Washington	48 78	82	A	Dayton	58 81								
82	N	Dayton	66 62	118	H	Saint Joseph's	55 41								
23	H	George Washington	66 73	189	A	Davidson	63 68								
69	A	VCU	34 65	224	H	Massachusetts	64 59								
198	H	Richmond	50 57	54	H	Saint Louis	50 61								
214	A	Rhode Island	68 65	23	A	George Washington	68 82								

Non-Div I Games:

George Mason

■ Loss,
 ■ Non-Conf, S Site,
 ■ Home
 ■ Away
 N Neutral

George Washington				Through Games of March 11, 2010						
Average RPI Win:	147	WON-LOST	WINNING	LAST 10	STRENGTH OF	OPP. STRENGTH	TEAM	ADJ.	CONF.	ADJ CONF.
Average RPI Loss:	73	RECORD	PCT. RANK	GAMES	SCHEDULE	OF SCHEDULE	RPI	RPI	RPI	RPI
DIV. I ONLY	26- 6	22	7- 3	75	80	23	23	7	7	
DIV. I NON-CONF.	10- 3	61	0- 0	76	72	46	46	8	8	

TOTALS	RPI 1-25	RPI 26-50		W-L RECORDS		RPI 51-100	RPI 101-150	RPI 150+		
26- 6	2- 1	0- 1		OVERALL		6- 3	4- 0	14- 1		
12- 2	0- 0	0- 0		HOME		3- 2	1- 0	8- 0		
9- 3	1- 1	0- 1		AWAY		1- 0	3- 0	4- 1		
5- 1	1- 0	0- 0		NEUTRAL		2- 1	0- 0	2- 0		
10- 3	0- 1	0- 0		NON-CONFERENCE		2- 2	3- 0	5- 0		
5- 1	0- 0	0- 0		HOME		1- 1	1- 0	3- 0		
3- 1	0- 1	0- 0		AWAY		0- 0	2- 0	1- 0		
2- 1	0- 0	0- 0		NEUTRAL		1- 1	0- 0	1- 0		
16- 3	2- 0	0- 1		CONFERENCE		4- 1	1- 0	9- 1		
7- 1	0- 0	0- 0		HOME		2- 1	0- 0	5- 0		
6- 2	1- 0	0- 1		AWAY		1- 0	1- 0	3- 1		
3- 0	1- 0	0- 0		NEUTRAL		1- 0	0- 0	1- 0		

RPI	S	Opponent	Score	RPI	S	Opponent	Score	RPI	S	Opponent	Score	RPI	S	Opponent	Score
9	A	Stanford	63 84	34	A	St. Bonaventure	67 69	54	H	Saint Louis	89 80	103	H	Iona	70 65
18	A	Duquesne	70 52					55	H	Villanova	78 70	107	A	Fresno St.	61 53
18	N	Duquesne	63 60					58	N	Iowa	81 77	113	A	Memphis	68 62
								63	H	FGCU	60 64	118	A	Saint Joseph's	70 45
								69	H	VCU	68 79	163	A	Fordham	69 76
								69	N	VCU	72 58	170	A	George Mason	73 66
								82	A	Dayton	62 61	170	H	George Mason	82 68
								82	H	Dayton	72 62	170	N	George Mason	78 48
								100	N	Wright St.	71 77	181	H	Grambling	85 58
												182	A	Illinois	70 57
												189	A	Davidson	79 60
												198	A	Richmond	62 47
												198	H	Richmond	55 53
												214	H	Rhode Island	68 52
												221	H	Hartford	82 51
												224	H	Massachusetts	67 50
												273	H	American	78 48
												281	H	La Salle	83 59
												285	N	Houston	82 78
LAST 12 Division I GAMES:															
18	N	Duquesne	63 60	34	A	St. Bonaventure	67 69	82	H	Dayton	72 62	198	A	Richmond	62 47
69	N	VCU	72 58					163	A	Fordham	69 76	54	H	Saint Louis	89 80
170	N	George Mason	78 48					189	A	Davidson	79 60				
170	A	George Mason	73 66												
198	H	Richmond	55 53												
69	H	VCU	68 79												

Non-Div I Games:

George Washington

■ Loss,
 ■ Non-Conf,
 S Site,
 ■ Home
 ■ Away
 N Neutral

Georgetown

Through Games Of March 12, 2016

Average RPI Win:	171	WON-LOST	WINNING	LAST 10	STRENGTH OF	OPP. STRENGTH	TEAM	ADJ.	CONF.	ADJ CONF.
Average RPI Loss:	80	RECORD	PCT. RANK	GAMES	SCHEDULE	OF SCHEDULE	RPI	RPI	RPI	RPI
DIV. I ONLY	16- 13	147	6- 4	91	82	102	102	6	6	
DIV. I NON-CONF.	7- 3	91	0- 0	175	220	77	77	6	6	
TOTALS	RPI 1-25	RPI 26-50	W-L RECORDS	RPI 51-100	RPI 101-150	RPI 150+				
16- 13	0- 0	1- 7	OVERALL	3- 2	3- 1	9- 3				
8- 4	0- 0	0- 3	HOME	1- 1	2- 0	5- 0				
6- 8	0- 0	1- 3	AWAY	1- 1	1- 1	3- 3				
2- 1	0- 0	0- 1	NEUTRAL	1- 0	0- 0	1- 0				
7- 3	0- 0	0- 1	NON-CONFERENCE	1- 0	1- 1	5- 1				
3- 0	0- 0	0- 0	HOME	0- 0	1- 0	2- 0				
2- 3	0- 0	0- 1	AWAY	0- 0	0- 1	2- 1				
2- 0	0- 0	0- 0	NEUTRAL	1- 0	0- 0	1- 0				
9- 10	0- 0	1- 6	CONFERENCE	2- 2	2- 0	4- 2				
5- 4	0- 0	0- 3	HOME	1- 1	1- 0	3- 0				
4- 5	0- 0	1- 2	AWAY	1- 1	1- 0	1- 2				
0- 1	0- 0	0- 1	NEUTRAL	0- 0	0- 0	0- 0				

RPI S	Opponent	Score	RPI S	Opponent	Score	RPI S	Opponent	Score	RPI S	Opponent	Score	Team's RPI: 102
29	A DePaul	53 75	29	H DePaul	66 80	55	A Villanova	57 51	113	A Memphis	53 57	
34	A St. Bonaventure	54 69	39	A Seton Hall	73 65	55	H Villanova	60 63	115	A Creighton	57 44	
39	A Seton Hall	73 65	39	H Seton Hall	75 83	85	N Quinnipiac	80 68	115	H Creighton	69 57	
42	A St. John's (NY)	55 63	42	A St. John's (NY)	60 65	99	A Marquette	72 87	123	H Virginia Tech	73 56	
42	H St. John's (NY)	60 65	42	N St. John's (NY)	52 65	99	H Marquette	75 72	152	H Delaware	61 50	
									160	A Alabama	66 78	
									168	A Xavier	54 59	
									168	H Xavier	63 51	
									170	A George Mason	63 57	
									183	A Butler	76 82	
									183	H Butler	49 35	
									265	A Providence	82 51	
									265	H Providence	63 53	
									280	A UMES	71 60	
									286	H Towson	82 46	
									335	N St. Francis Brooklyn	74 52	
LAST 12 Division I GAMES:												
42	N St. John's (NY)	52 65	29	H DePaul	66 80							
168	H Xavier	63 51	99	H Marquette	75 72							
183	H Butler	49 35	115	A Creighton	57 44							
55	H Villanova	60 63	265	A Providence	82 51							
42	A St. John's (NY)	55 63	55	A Villanova	57 51							
39	A Seton Hall	73 65	39	H Seton Hall	75 83							

Non-Div I Games:

Georgetown

■ Loss,
 ■ Non-Conf,
 ■ S Site,
 ■ H Home
 ■ A Away
 N Neutral

Average RPI Win:	261	WON-LOST	WINNING	LAST 10	STRENGTH OF	OPP. STRENGTH	TEAM	ADJ.	CONF.	ADJ CONF.
Average RPI Loss:	171	RECORD	PCT. RANK	GAMES	SCHEDULE	OF SCHEDULE	RPI	RPI	RPI	RPI
DIV. I ONLY	10- 19	258	2- 8	275	236	271	271	15	15	
DIV. I NON-CONF.	5- 4	138	0- 0	309	346	235	235	14	14	
TOTALS	RPI 1-25	RPI 26-50	W-L RECORDS	RPI 51-100	RPI 101-150	RPI 150+				
10- 19	0- 0	0- 2	OVERALL	0- 1	0- 6	10- 10				
4- 10	0- 0	0- 1	HOME	0- 1	0- 3	4- 5				
5- 9	0- 0	0- 1	AWAY	0- 0	0- 3	5- 5				
1- 0	0- 0	0- 0	NEUTRAL	0- 0	0- 0	1- 0				
5- 4	0- 0	0- 0	NON-CONFERENCE	0- 1	0- 0	5- 3				
2- 2	0- 0	0- 0	HOME	0- 1	0- 0	2- 1				
2- 2	0- 0	0- 0	AWAY	0- 0	0- 0	2- 2				
1- 0	0- 0	0- 0	NEUTRAL	0- 0	0- 0	1- 0				
5- 15	0- 0	0- 2	CONFERENCE	0- 0	0- 6	5- 7				
2- 8	0- 0	0- 1	HOME	0- 0	0- 3	2- 4				
3- 7	0- 0	0- 1	AWAY	0- 0	0- 3	3- 3				
0- 0	0- 0	0- 0	NEUTRAL	0- 0	0- 0	0- 0				

RPI S	Opponent	Score	RPI S	Opponent	Score	RPI S	Opponent	Score	RPI S	Opponent	Score	Team's RPI: 271
43	A Arkansas St.	54 75	43	H Arkansas St.	64 85	89	H Charlotte	71 83	104	A Little Rock	32 59	
									104	H Little Rock	39 54	
									119	A Troy	78 89	
									119	H Troy	90 97	
									136	A La.-Lafayette	60 65	
									136	H La.-Lafayette	57 77	
									156	A UT Arlington	68 63	
									156	H UT Arlington	45 74	
									160	A Alabama	56 72	
									187	A Stetson	80 72	
									193	A South Ala.	45 83	
									193	H South Ala.	52 60	
									246	A Texas St.	71 80	
									246	H Texas St.	73 62	
									250	N Bethune-Cookman	68 61	
									259	A Appalachian St.	80 75	
									259	H Appalachian St.	69 72	
									270	A La.-Monroe	68 82	
									270	H La.-Monroe	65 52	
									279	A Tennessee Tech	65 72	
									289	A Kennesaw St.	66 62	
									295	A Ga. Southern	61 60	
									295	H Ga. Southern	50 61	
									307	H Morehead St.	90 99	
									326	H North Florida	76 63	
									327	H Howard	65 58	
LAST 12 Division I GAMES:												
270	A La.-Monroe	68 82	119	A Troy	78 89							
136	A La.-Lafayette	60 65	193	A South Ala.	45 83							
259	H Appalachian St.	69 72	156	H UT Arlington	45 74							
295	A Ga. Southern	61 60	246	H Texas St.	73 62							
43	H Arkansas St.	64 85	104	A Little Rock	32 59							
104	H Little Rock	39 54	43	A Arkansas St.	54 75							

Non-Div I Games:

Georgia St.

■ Loss,
 ■ Non-Conf,
 ■ S Site,
 ■ H Home
 ■ A Away
 N Neutral

Average RPI Win:	187	WON-LOST	WINNING	LAST 10	STRENGTH OF	OPP. STRENGTH	TEAM	ADJ.	CONF.	ADJ CONF.
Average RPI Loss:	35	RECORD	PCT. RANK	GAMES	SCHEDULE	OF SCHEDULE	RPI	RPI	RPI	RPI
DIV. I ONLY	19- 12	106	7- 3	53	75	71	71	4	4	
DIV. I NON-CONF.	10- 3	61	0- 0	126	312	73	73	5	5	
TOTALS	RPI 1-25	RPI 26-50	W-L RECORDS	RPI 51-100	RPI 101-150	RPI 150+				
19- 12	0- 7	1- 3	OVERALL	0- 1	7- 1	11- 0				
12- 4	0- 3	0- 0	HOME	0- 0	3- 1	9- 0				
5- 6	0- 3	1- 3	AWAY	0- 0	3- 0	1- 0				
2- 2	0- 1	0- 0	NEUTRAL	0- 1	1- 0	1- 0				
10- 3	0- 0	0- 2	NON-CONFERENCE	0- 1	2- 0	8- 0				
8- 0	0- 0	0- 0	HOME	0- 0	1- 0	7- 0				
1- 2	0- 0	0- 2	AWAY	0- 0	1- 0	0- 0				
1- 1	0- 0	0- 0	NEUTRAL	0- 1	0- 0	1- 0				
9- 9	0- 7	1- 1	CONFERENCE	0- 0	5- 1	3- 0				
4- 4	0- 3	0- 0	HOME	0- 0	2- 1	2- 0				
4- 4	0- 3	1- 1	AWAY	0- 0	2- 0	1- 0				
1- 1	0- 1	0- 0	NEUTRAL	0- 0	1- 0	0- 0				

RPI 1-25				RPI 26-50				RPI 51-100 Team's RPI: 71				RPI 101+			
RPI	S	Opponent	Score	RPI	S	Opponent	Score	RPI	S	Opponent	Score	RPI	S	Opponent	Score
1	A	Notre Dame	76 85	35	A	Georgia	66 78	91	N	UNI	58 61	111	H	Virginia	67 78
1	H	Notre Dame	42 54	46	A	Indiana	60 69					112	H	Samford	66 55
13	A	Syracuse	52 71	47	A	Duke	64 59					120	H	Boston College	62 56
14	H	Louisville	65 78	49	A	North Carolina St.	57 65					123	A	Virginia Tech	51 34
14	N	Louisville	50 60									131	A	IUPUI	60 50
15	A	Florida St.	69 75									132	A	Pittsburgh	66 60
25	H	Miami (FL)	55 58									143	H	Wake Forest	66 51
												143	N	Wake Forest	67 65
												153	H	North Carolina	80 73
												160	H	Alabama	70 58
												175	H	Loyola Chicago	84 77
												215	H	USC Upstate	87 46
												220	H	Alabama St.	80 54
												251	N	High Point	81 61
												252	A	Clemson	76 63
												252	H	Clemson	77 48
												278	H	Prairie View	96 48
												317	H	Southeastern La.	102 49
												335	H	St. Francis Brooklyn	89 51
LAST 12 Division I GAMES:															
		14 N Louisville	50 60			25 H Miami (FL)	55 58								
		143 N Wake Forest	67 65			13 A Syracuse	52 71								
		143 H Wake Forest	66 51			123 A Virginia Tech	51 34								
		132 A Pittsburgh	66 60			120 H Boston College	62 56								
		47 A Duke	64 59			1 H Notre Dame	42 54								
		252 H Clemson	77 48			252 A Clemson	76 63								

Non-Div I Games:

Georgia Tech

■ Loss,
 ■ Non-Conf,
 ■ S Site,
 ■ H Home
 ■ A Away
 N Neutral

Gonzaga

Through Games Of March 12, 2016

Average RPI Win:	194	WON-LOST	WINNING	LAST 10	STRENGTH OF	OPP. STRENGTH	TEAM	ADJ.	CONF.	ADJ CONF.
Average RPI Loss:	75	RECORD	PCT. RANK	GAMES	SCHEDULE	OF SCHEDULE	RPI	RPI	RPI	RPI
DIV. I ONLY	18- 13	127	4- 6	102	92	116	116	8	8	
DIV. I NON-CONF.	8- 4	99	0- 0	171	81	122	122	9	9	
TOTALS	RPI 1-25	RPI 26-50	W-L RECORDS	RPI 51-100	RPI 101-150	RPI 150+				
18- 13	2- 2	0- 0	OVERALL	3- 9	0- 0	13- 2				
13- 4	2- 1	0- 0	HOME	2- 3	0- 0	9- 0				
5- 7	0- 1	0- 0	AWAY	1- 5	0- 0	4- 1				
0- 2	0- 0	0- 0	NEUTRAL	0- 1	0- 0	0- 1				
8- 4	1- 1	0- 0	NON-CONFERENCE	1- 2	0- 0	6- 1				
6- 2	1- 1	0- 0	HOME	0- 1	0- 0	5- 0				
2- 1	0- 0	0- 0	AWAY	1- 1	0- 0	1- 0				
0- 1	0- 0	0- 0	NEUTRAL	0- 0	0- 0	0- 1				
10- 9	1- 1	0- 0	CONFERENCE	2- 7	0- 0	7- 1				
7- 2	1- 0	0- 0	HOME	2- 2	0- 0	4- 0				
3- 6	0- 1	0- 0	AWAY	0- 4	0- 0	3- 1				
0- 1	0- 0	0- 0	NEUTRAL	0- 1	0- 0	0- 0				

RPI 1-25				RPI 26-50				RPI 51-100				RPI 101+ Team's RPI: 116			
RPI	S	Opponent	Score	RPI	S	Opponent	Score	RPI	S	Opponent	Score	RPI	S	Opponent	Score
9	H	Stanford	48 65					53	A	St. Mary's (CA)	47 66	153	N	North Carolina	62 67
16	A	BYU	54 58					53	H	St. Mary's (CA)	68 69	162	H	Montana St.	65 52
16	H	BYU	73 55					56	H	Southern California	56 60	171	H	Eastern Wash.	78 56
22	H	West Virginia	62 57					64	A	Santa Clara	64 71	178	A	Pacific	83 84
								64	H	Santa Clara	53 44	178	H	Pacific	68 61
								64	N	Santa Clara	58 59	232	H	Grand Canyon	70 44
								72	A	San Francisco	52 71	244	A	Loyola Marymount	66 59
								72	H	San Francisco	68 47	244	H	Loyola Marymount	83 68
								81	A	San Diego	54 63	258	H	Wyoming	61 57
								81	H	San Diego	57 58	266	A	Pepperdine	74 57
								82	A	Dayton	57 47	266	H	Pepperdine	56 39
								97	A	Washington St.	48 55	292	A	Portland	71 63
												292	H	Portland	86 51
												294	A	Colgate	80 50
												341	H	Air Force	88 35
LAST 12 Division I GAMES:															
64	N	Santa Clara	58 59	266	H	Pepperdine	56 39								
16	H	BYU	73 55	244	H	Loyola Marymount	83 68								
81	H	San Diego	57 58	72	A	San Francisco	52 71								
178	A	Pacific	83 84	64	A	Santa Clara	64 71								
53	A	St. Mary's (CA)	47 66	178	H	Pacific	68 61								
292	H	Portland	86 51	53	H	St. Mary's (CA)	68 69								

Non-Div I Games:

Gonzaga

■ Loss,
 ■ Non-Conf,
 ■ S Site,
 ■ H Home
 ■ A Away
 N Neutral

Average RPI Win: 292	WON-LOST	WINNING	LAST 10	STRENGTH OF	OPP. STRENGTH	TEAM	ADJ.	CONF.	ADJ CONF.
Average RPI Loss: 167	RECORD	PCT. RANK	GAMES	SCHEDULE	OF SCHEDULE	RPI	RPI	RPI	RPI
DIV. I ONLY	15- 14	159	7- 3	255	334	181	181	30	30
DIV. I NON-CONF.	1- 8	320	0- 0	49	76	208	208	31	31
TOTALS	RPI 1-25	RPI 26-50	W-L RECORDS	RPI 51-100	RPI 101-150	RPI 150+			
15- 14	0- 3	0- 0	OVERALL	0- 0	1- 3	14- 8			
7- 2	0- 0	0- 0	HOME	0- 0	1- 0	6- 2			
7- 11	0- 0	0- 0	AWAY	0- 0	0- 2	7- 2			
1- 1	0- 0	0- 0	NEUTRAL	0- 0	0- 0	1- 1			
1- 8	0- 3	0- 0	NON-CONFERENCE	0- 0	0- 2	1- 3			
0- 0	0- 0	0- 0	HOME	0- 0	0- 0	0- 0			
1- 8	0- 3	0- 0	AWAY	0- 0	0- 2	1- 3			
0- 0	0- 0	0- 0	NEUTRAL	0- 0	0- 0	0- 0			
14- 6	0- 0	0- 0	CONFERENCE	0- 0	1- 1	13- 5			
7- 2	0- 0	0- 0	HOME	0- 0	1- 0	6- 2			
6- 3	0- 0	0- 0	AWAY	0- 0	0- 1	6- 2			
1- 1	0- 0	0- 0	NEUTRAL	0- 0	0- 0	1- 1			

RPI 1-25				RPI 26-50				RPI 51-100				RPI 101+ Team's RPI: 181			
RPI	S	Opponent	Score	RPI	S	Opponent	Score	RPI	S	Opponent	Score	RPI	S	Opponent	Score
2	A	Baylor	42 96									133	A	Northwestern St.	62 71
23	A	George Washington	58 85									139	A	Texas Tech	55 70
24	A	Mississippi St.	43 107									147	A	Southern U.	68 80
												147	H	Southern U.	65 52
												160	A	Alabama	57 72
												194	A	Tulsa	51 79
												219	A	William & Mary	55 74
												220	A	Alabama St.	60 69
												220	H	Alabama St.	89 69
												220	N	Alabama St.	50 64
												228	A	Texas Southern	49 46
												228	H	Texas Southern	50 62
												278	A	Prairie View	51 44
												278	H	Prairie View	69 66
												278	N	Prairie View	60 56
												296	A	Alcorn	85 76
												296	H	Alcorn	66 70
												308	A	Jackson St.	79 58
												308	H	Jackson St.	75 61
												310	A	Nicholls St.	69 65
												337	A	Ark.-Pine Bluff	68 83
												337	H	Ark.-Pine Bluff	67 49
												346	A	Alabama A&M	75 67
												346	H	Alabama A&M	75 56
												349	A	Mississippi Val.	65 52
												349	H	Mississippi Val.	79 55
LAST 12 Division I GAMES:															
			220	N		Alabama St.	50 64				308	H	Jackson St.	75 61	
			278	N		Prairie View	60 56				228	A	Texas Southern	49 46	
			220	A		Alabama St.	60 69				278	A	Prairie View	51 44	
			346	A		Alabama A&M	75 67				296	H	Alcorn	66 70	
			349	H		Mississippi Val.	79 55				147	H	Southern U.	65 52	
			337	H		Ark.-Pine Bluff	67 49				349	A	Mississippi Val.	65 52	

Non-Div I Games: Southern-N.O. 73 61 LSU-Alexandria 106 50

Grambling

■ Loss,
 ■ Non-Conf,
 ■ S Site,
 ■ Home
 ■ A Away
 N Neutral

Grand Canyon

Through Games Of March 12, 2016

Average RPI Win:	268	WON-LOST	WINNING	LAST 10	STRENGTH OF	OPP. STRENGTH	TEAM	ADJ.	CONF.	ADJ CONF.
Average RPI Loss:	144	RECORD	PCT. RANK	GAMES	SCHEDULE	OF SCHEDULE	RPI	RPI	RPI	RPI
DIV. I ONLY	13- 14	185	6- 4	278	251	232	232	28	28	
DIV. I NON-CONF.	5- 8	209	0- 0	224	184	233	233	25	25	
TOTALS	RPI 1-25	RPI 26-50	W-L RECORDS	RPI 51-100	RPI 101-150	RPI 150+				
13- 14	0- 1	0- 0	OVERALL	0- 5	1- 2	12- 6				
5- 7	0- 0	0- 0	HOME	0- 2	1- 1	4- 4				
8- 3	0- 0	0- 0	AWAY	0- 0	0- 0	8- 0				
0- 4	0- 1	0- 0	NEUTRAL	0- 2	0- 0	0- 1				
5- 8	0- 1	0- 0	NON-CONFERENCE	0- 3	1- 2	4- 2				
2- 3	0- 0	0- 0	HOME	0- 1	1- 1	1- 1				
3- 1	0- 0	0- 0	AWAY	0- 0	0- 1	3- 0				
0- 4	0- 1	0- 0	NEUTRAL	0- 2	0- 0	0- 1				
8- 6	0- 0	0- 0	CONFERENCE	0- 2	0- 0	8- 4				
3- 4	0- 0	0- 0	HOME	0- 1	0- 0	3- 3				
5- 2	0- 0	0- 0	AWAY	0- 1	0- 0	5- 1				
0- 0	0- 0	0- 0	NEUTRAL	0- 0	0- 0	0- 0				

RPI 1-25				RPI 26-50				RPI 51-100				RPI 101+ Team's RPI: 232			
RPI	S	Opponent	Score	RPI	S	Opponent	Score	RPI	S	Opponent	Score	RPI	S	Opponent	Score
22	N	West Virginia	50 68					56	N	Southern California	44 75	105	H	Hawaii	41 74
								66	H	UC Riverside	67 85	116	A	Gonzaga	44 70
								76	N	Abilene Christian	71 75	142	H	Oral Roberts	66 64
								94	A	New Mexico St.	58 60	180	A	UTRGV	28 52
								94	H	New Mexico St.	44 64	180	H	UTRGV	66 68
												184	H	Northern Colo.	69 59
												193	H	South Ala.	56 59
												204	A	Utah Valley	61 53
												204	H	Utah Valley	65 64
												216	A	CSU Bakersfield	61 51
												216	H	CSU Bakersfield	67 76
												272	A	Seattle	67 54
												272	H	Seattle	60 53
												305	A	UMKC	68 59
												305	H	UMKC	57 63
												313	N	Fairleigh Dickinson	68 74
												323	A	North Dakota St.	76 67
												336	A	UC Irvine	58 53
												341	A	Air Force	73 39
												345	A	Chicago St.	65 60
												345	H	Chicago St.	74 36
LAST 12 Division I GAMES:															
				204	H	Utah Valley	65 64					94	H	New Mexico St.	44 64
				216	H	CSU Bakersfield	67 76					272	A	Seattle	67 54
				345	A	Chicago St.	65 60					216	A	CSU Bakersfield	61 51
				305	A	UMKC	68 59					305	H	UMKC	57 63
				272	H	Seattle	60 53					345	H	Chicago St.	74 36
				180	H	UTRGV	66 68					204	A	Utah Valley	61 53

Non-Div I Games: Western St. 77 40 San Diego Christian 60 40 Arizona Christian 87 54

Grand Canyon

Loss, Non-Conf, S Site, H Home A Away N Neutral

Average RPI Win: 153	WON-LOST	WINNING	LAST 10	STRENGTH OF	OPP. STRENGTH	TEAM	ADJ.	CONF.	ADJ CONF.
Average RPI Loss: 145	RECORD	PCT. RANK	GAMES	SCHEDULE	OF SCHEDULE	RPI	RPI	RPI	RPI
DIV. I ONLY	27- 4	12	9- 1	88	105	21	21	14	14
DIV. I NON-CONF.	10- 2	33	0- 0	74	12	22	22	16	16
TOTALS	RPI 1-25	RPI 26-50	W-L RECORDS	RPI 51-100	RPI 101-150	RPI 150+			
27- 4	0- 0	1- 0	OVERALL	7- 1	8- 1	11- 2			
15- 1	0- 0	1- 0	HOME	5- 0	4- 0	5- 1			
11- 1	0- 0	0- 0	AWAY	1- 0	4- 0	6- 1			
1- 2	0- 0	0- 0	NEUTRAL	1- 1	0- 1	0- 0			
10- 2	0- 0	1- 0	NON-CONFERENCE	5- 1	1- 1	3- 0			
6- 0	0- 0	1- 0	HOME	4- 0	0- 0	1- 0			
3- 0	0- 0	0- 0	AWAY	0- 0	1- 0	2- 0			
1- 2	0- 0	0- 0	NEUTRAL	1- 1	0- 1	0- 0			
17- 2	0- 0	0- 0	CONFERENCE	2- 0	7- 0	8- 2			
9- 1	0- 0	0- 0	HOME	1- 0	4- 0	4- 1			
8- 1	0- 0	0- 0	AWAY	1- 0	3- 0	4- 1			
0- 0	0- 0	0- 0	NEUTRAL	0- 0	0- 0	0- 0			

RPI S	Opponent	Score	RPI S	Opponent	Score	RPI S	Opponent	Score	RPI S	Opponent	Score
50	H South Dakota St.	58 57	52	N Rutgers	43 54	110	A Drake	86 61			
			73	H Vanderbilt	58 56	111	N Virginia	59 68			
			74	N Tulane	79 58	130	A Youngstown St.	68 60			
			77	H Belmont	66 62	130	H Youngstown St.	69 35			
			82	H Dayton	68 52	140	A Milwaukee	63 42			
			99	H Marquette	75 55	140	H Milwaukee	69 46			
			100	A Wright St.	63 58	146	A Northern Ky.	81 73			
			100	H Wright St.	70 55	146	H Northern Ky.	52 40			
						146	H Northern Ky.	80 78			
						158	A Detroit	74 58			
						158	H Detroit	58 36			
						175	H Loyola Chicago	65 51			
						183	A Butler	55 46			
						200	A Wisconsin	72 58			
						209	A Oakland	69 77			
						209	H Oakland	56 58			
						239	A Valparaiso	71 35			
						239	H Valparaiso	81 42			
						249	A Ill.-Chicago	58 40			
						249	H Ill.-Chicago	64 22			
						264	A Cleveland St.	66 45			
						264	H Cleveland St.	71 53			
LAST 12 Division I GAMES:											
146	H Northern Ky.	80 78	249	A Ill.-Chicago	58 40						
209	A Oakland	69 77	264	H Cleveland St.	71 53						
158	A Detroit	74 58	130	H Youngstown St.	69 35						
146	H Northern Ky.	52 40	140	H Milwaukee	69 46						
100	H Wright St.	70 55	158	H Detroit	58 36						
239	A Valparaiso	71 35	209	H Oakland	56 58						

Non-Div I Games:

Green Bay

■ Loss,
 ■ Non-Conf,
 ■ S Site,
 ■ H Home
 ■ A Away
 N Neutral

Average RPI Win: 276	WON-LOST	WINNING	LAST 10	STRENGTH OF	OPP. STRENGTH	TEAM	ADJ.	CONF.	ADJ CONF.
Average RPI Loss: 154	RECORD	PCT. RANK	GAMES	SCHEDULE	OF SCHEDULE	RPI	RPI	RPI	RPI
DIV. I ONLY	14- 17	198	5- 5	203	302	207	207	32	32
DIV. I NON-CONF.	2- 11	306	0- 0	9	66	158	158	30	30
TOTALS	RPI 1-25	RPI 26-50	W-L RECORDS	RPI 51-100	RPI 101-150	RPI 150+			
14- 17	0- 2	0- 3	OVERALL	0- 3	1- 1	13- 8			
6- 5	0- 0	0- 1	HOME	0- 1	0- 0	6- 3			
5- 11	0- 2	0- 2	AWAY	0- 2	0- 1	5- 4			
3- 1	0- 0	0- 0	NEUTRAL	0- 0	1- 0	2- 1			
2- 11	0- 2	0- 3	NON-CONFERENCE	0- 3	1- 1	1- 2			
0- 3	0- 0	0- 1	HOME	0- 1	0- 0	0- 1			
0- 8	0- 2	0- 2	AWAY	0- 2	0- 1	0- 1			
2- 0	0- 0	0- 0	NEUTRAL	0- 0	1- 0	1- 0			
12- 6	0- 0	0- 0	CONFERENCE	0- 0	0- 0	12- 6			
6- 2	0- 0	0- 0	HOME	0- 0	0- 0	6- 2			
5- 3	0- 0	0- 0	AWAY	0- 0	0- 0	5- 3			
1- 1	0- 0	0- 0	NEUTRAL	0- 0	0- 0	1- 1			

RPI 1-25				RPI 26-50				RPI 51-100				RPI 101+ Team's RPI: 207			
RPI	S	Opponent	Score	RPI	S	Opponent	Score	RPI	S	Opponent	Score	RPI	S	Opponent	Score
4	A	South Carolina	48 86	30	H	James Madison	56 68	79	H	Drexel	36 57	134	A	Iowa St.	59 95
7	A	Texas	52 79	36	A	Princeton	55 79	84	A	Oregon	51 86	143	N	Wake Forest	47 42
				37	A	UTEP	54 78	97	A	Washington St.	61 68	187	A	Stetson	59 68
												195	A	N.C. A&T	55 52
												195	N	N.C. A&T	54 63
												212	H	Lehigh	56 63
												214	N	Rhode Island	59 54
												231	A	Coppin St.	64 68
												250	H	Bethune-Cookman	60 45
												257	A	Morgan St.	65 51
												257	H	Morgan St.	60 47
												280	A	UMES	76 55
												290	H	Florida A&M	59 66
												293	H	South Carolina St.	63 50
												297	H	Savannah St.	65 53
												324	A	Delaware St.	63 54
												324	H	Delaware St.	81 89
												327	A	Howard	77 83
												327	H	Howard	77 48
												327	N	Howard	64 58
												347	A	Norfolk St.	66 71
												347	H	Norfolk St.	73 62
												348	A	N.C. Central	76 42
LAST 12 Division I GAMES:															
				195	N	N.C. A&T	54 63	231	A	Coppin St.	64 68				
				327	N	Howard	64 58	257	H	Morgan St.	60 47				
				347	A	Norfolk St.	66 71	327	A	Howard	77 83				
				324	H	Delaware St.	81 89	280	A	UMES	76 55				
				327	H	Howard	77 48	347	H	Norfolk St.	73 62				
				324	A	Delaware St.	63 54	293	H	South Carolina St.	63 50				

Non-Div I Games:

Hampton

■ Loss,
 ■ Non-Conf,
 ■ S Site,
 ■ Home
 ■ A Away
 N Neutral

Hartford

Through Games Of March 12, 2016

Average RPI Win: 255	WON-LOST	WINNING	LAST 10	STRENGTH OF	OPP. STRENGTH	TEAM	ADJ.	CONF.	ADJ CONF.
Average RPI Loss: 127	RECORD	PCT. RANK	GAMES	SCHEDULE	OF SCHEDULE	RPI	RPI	RPI	RPI
DIV. I ONLY	11- 19	248	3- 7	139	200	221	221	16	16
DIV. I NON-CONF.	4- 9	245	0- 0	113	153	213	213	18	18
TOTALS	RPI 1-25	RPI 26-50	W-L RECORDS	RPI 51-100	RPI 101-150	RPI 150+			
11- 19	0- 2	0- 2	OVERALL	0- 5	0- 1	11- 9			
7- 6	0- 1	0- 1	HOME	0- 1	0- 0	7- 3			
4- 12	0- 1	0- 1	AWAY	0- 4	0- 1	4- 5			
0- 1	0- 0	0- 0	NEUTRAL	0- 0	0- 0	0- 1			
4- 9	0- 2	0- 0	NON-CONFERENCE	0- 3	0- 1	4- 3			
3- 2	0- 1	0- 0	HOME	0- 0	0- 0	3- 1			
1- 7	0- 1	0- 0	AWAY	0- 3	0- 1	1- 2			
0- 0	0- 0	0- 0	NEUTRAL	0- 0	0- 0	0- 0			
7- 10	0- 0	0- 2	CONFERENCE	0- 2	0- 0	7- 6			
4- 4	0- 0	0- 1	HOME	0- 1	0- 0	4- 2			
3- 5	0- 0	0- 1	AWAY	0- 1	0- 0	3- 3			
0- 1	0- 0	0- 0	NEUTRAL	0- 0	0- 0	0- 1			

RPI 1-25				RPI 26-50				RPI 51-100				RPI 101+ Team's RPI: 221			
RPI	S	Opponent	Score	RPI	S	Opponent	Score	RPI	S	Opponent	Score	RPI	S	Opponent	Score
11	H	Arizona St.	29 60	44	A	Albany (NY)	39 84	60	A	Maine	43 61	120	A	Boston College	28 62
23	A	George Washington	51 82	44	H	Albany (NY)	41 78	60	H	Maine	44 50	159	A	Stony Brook	35 58
								63	A	FGCU	44 64	159	H	Stony Brook	42 45
								78	A	Michigan	47 83	159	N	Stony Brook	42 60
								85	A	Quinnipiac	69 71	169	H	Cornell	53 50
												186	A	UMBC	51 58
												186	H	UMBC	65 57
												191	A	Sacred Heart	68 67
												217	H	Dartmouth	36 43
												223	A	Binghamton	41 39
												223	H	Binghamton	47 53
												224	A	Massachusetts	57 63
												235	A	New Hampshire	42 53
												235	H	New Hampshire	48 44
												265	A	Providence	50 69
												276	H	Central Conn. St.	49 41
												277	A	Vermont	51 47
												277	H	Vermont	52 50
												319	A	UMass Lowell	75 70
												319	H	UMass Lowell	72 59
												330	H	Lafayette	55 50
LAST 12 Division I GAMES:															
159	N	Stony Brook	42 60	223	A	Binghamton	41 39								
44	A	Albany (NY)	39 84	159	H	Stony Brook	42 45								
60	H	Maine	44 50	319	A	UMass Lowell	75 70								
235	A	New Hampshire	42 53	44	H	Albany (NY)	41 78								
186	A	UMBC	51 58	60	A	Maine	43 61								
277	H	Vermont	52 50	235	H	New Hampshire	48 44								

Non-Div I Games:

Hartford

 Loss,
 Non-Conf, S Site,
 Home
 Away
 N Neutral

Average RPI Win:	200	WON-LOST	WINNING	LAST 10	STRENGTH OF	OPP. STRENGTH	TEAM	ADJ.	CONF.	ADJ CONF.
Average RPI Loss:	91	RECORD	PCT. RANK	GAMES	SCHEDULE	OF SCHEDULE	RPI	RPI	RPI	RPI
DIV. I ONLY	14- 13	158	6- 4	59	149	96	96	10	10	
DIV. I NON-CONF.	5- 8	209	0- 0	82	163	150	150	12	12	
TOTALS	RPI 1-25	RPI 26-50	W-L RECORDS	RPI 51-100	RPI 101-150	RPI 150+				
14- 13	0- 1	0- 5	OVERALL	0- 3	2- 0	12- 4				
6- 5	0- 0	0- 2	HOME	0- 2	0- 0	6- 1				
7- 8	0- 1	0- 3	AWAY	0- 1	1- 0	6- 3				
1- 0	0- 0	0- 0	NEUTRAL	0- 0	1- 0	0- 0				
5- 8	0- 1	0- 1	NON-CONFERENCE	0- 3	2- 0	3- 3				
2- 2	0- 0	0- 0	HOME	0- 2	0- 0	2- 0				
2- 6	0- 1	0- 1	AWAY	0- 1	1- 0	1- 3				
1- 0	0- 0	0- 0	NEUTRAL	0- 0	1- 0	0- 0				
9- 5	0- 0	0- 4	CONFERENCE	0- 0	0- 0	9- 1				
4- 3	0- 0	0- 2	HOME	0- 0	0- 0	4- 1				
5- 2	0- 0	0- 2	AWAY	0- 0	0- 0	5- 0				
0- 0	0- 0	0- 0	NEUTRAL	0- 0	0- 0	0- 0				

RPI 1-25				RPI 26-50				RPI 51-100 Team's RPI: 96				RPI 101+			
RPI	S	Opponent	Score	RPI	S	Opponent	Score	RPI	S	Opponent	Score	RPI	S	Opponent	Score
20	A	South Fla.	59 86	26	A	Penn	46 62	60	H	Maine	53 64	112	A	Samford	60 54
				26	H	Penn	48 68	63	A	FGCU	65 74	117	N	Toledo	76 70
				36	A	Princeton	69 79	86	H	Eastern Mich.	81 85	157	A	Yale	72 69
				36	H	Princeton	83 92					157	H	Yale	65 63
				40	A	Chattanooga	58 62					159	A	Stony Brook	63 64
												169	A	Cornell	65 56
												169	H	Cornell	68 63
												199	A	Fairfield	50 67
												205	A	Brown	87 79
												205	H	Brown	92 79
												214	A	Rhode Island	52 56
												217	A	Dartmouth	56 43
												217	H	Dartmouth	64 70
												224	H	Massachusetts	67 65
												225	A	Rice	67 61
												247	A	Columbia	69 66
												247	H	Columbia	84 54
												344	H	Boston U.	73 55
LAST 12 Division I GAMES:															
26	A	Penn	46 62	157	A	Yale	72 69								
36	A	Princeton	69 79	205	A	Brown	87 79								
205	H	Brown	92 79	36	H	Princeton	83 92								
157	H	Yale	65 63	26	H	Penn	48 68								
169	H	Cornell	68 63	247	A	Columbia	69 66								
247	H	Columbia	84 54	169	A	Cornell	65 56								

Non-Div I Games:

Harvard

■ Loss,
 ■ Non-Conf, S Site,
 ■ Home
 ■ Away
 N Neutral

Average RPI Win:	233	WON-LOST	WINNING	LAST 10	STRENGTH OF	OPP. STRENGTH	TEAM	ADJ.	CONF.	ADJ CONF.
Average RPI Loss:	77	RECORD	PCT. RANK	GAMES	SCHEDULE	OF SCHEDULE	RPI	RPI	RPI	RPI
DIV. I ONLY	21- 10	76	9- 1	147	187	105	105	22	22	
DIV. I NON-CONF.	7- 6	156	0- 0	68	28	114	114	21	21	
TOTALS	RPI 1-25	RPI 26-50	W-L RECORDS	RPI 51-100	RPI 101-150	RPI 150+				
21- 10	0- 4	0- 1	OVERALL	0- 3	3- 0	18- 2				
9- 5	0- 2	0- 1	HOME	0- 2	1- 0	8- 0				
10- 3	0- 0	0- 0	AWAY	0- 1	1- 0	9- 2				
2- 2	0- 2	0- 0	NEUTRAL	0- 0	1- 0	1- 0				
7- 6	0- 4	0- 1	NON-CONFERENCE	0- 1	0- 0	7- 0				
2- 4	0- 2	0- 1	HOME	0- 1	0- 0	2- 0				
5- 0	0- 0	0- 0	AWAY	0- 0	0- 0	5- 0				
0- 2	0- 2	0- 0	NEUTRAL	0- 0	0- 0	0- 0				
14- 4	0- 0	0- 0	CONFERENCE	0- 2	3- 0	11- 2				
7- 1	0- 0	0- 0	HOME	0- 1	1- 0	6- 0				
5- 3	0- 0	0- 0	AWAY	0- 1	1- 0	4- 2				
2- 0	0- 0	0- 0	NEUTRAL	0- 0	1- 0	1- 0				

RPI	S	Opponent	Score	RPI	S	Opponent	Score	RPI	S	Opponent	Score	RPI	S	Opponent	Score	Team's RPI: 105
4	H	South Carolina	51 67	26	H	Penn	54 64	66	A	UC Riverside	77 81	135	A	Long Beach St.	67 55	
11	H	Arizona St.	49 75					66	H	UC Riverside	74 77	135	H	Long Beach St.	60 42	
16	N	BYU	56 67					97	H	Washington St.	52 62	135	N	Long Beach St.	76 60	
19	N	Texas A&M	41 82									166	A	UC Davis	58 60	
												166	H	UC Davis	70 50	
												166	N	UC Davis	78 59	
												172	A	Sacramento St.	74 72	
												190	A	Cal Poly	64 58	
												190	H	Cal Poly	68 47	
												201	A	San Jose St.	76 73	
												216	A	CSU Bakersfield	65 55	
												216	H	CSU Bakersfield	74 60	
												232	A	Grand Canyon	74 41	
												244	H	Loyola Marymount	65 51	
												267	A	UC Santa Barbara	63 62	
												267	H	UC Santa Barbara	59 45	
												302	A	CSUN	60 63	
												302	H	CSUN	77 50	
												309	A	Northern Ariz.	61 52	
												336	A	UC Irvine	83 65	
												336	H	UC Irvine	59 35	
												339	A	Cal St. Fullerton	70 50	
												339	H	Cal St. Fullerton	62 53	
LAST 12 Division I GAMES:																
166	N	UC Davis	78 59	166	H	UC Davis	70 50									
135	N	Long Beach St.	76 60	135	H	Long Beach St.	60 42									
190	H	Cal Poly	68 47	267	A	UC Santa Barbara	63 62									
267	H	UC Santa Barbara	59 45	190	A	Cal Poly	64 58									
66	A	UC Riverside	77 81	336	H	UC Irvine	59 35									
339	A	Cal St. Fullerton	70 50	339	H	Cal St. Fullerton	62 53									

Non-Div I Games:

Hawaii

■ Loss,
■ Non-Conf,
■ S Site,
■ Home
■ Away
N Neutral

Average RPI Win:	270	WON-LOST	WINNING	LAST 10	STRENGTH OF	OPP. STRENGTH	TEAM	ADJ.	CONF.	ADJ CONF.
Average RPI Loss:	161	RECORD	PCT. RANK	GAMES	SCHEDULE	OF SCHEDULE	RPI	RPI	RPI	RPI
DIV. I ONLY	11- 19	248	4- 6	210	255	251	251	25	25	
DIV. I NON-CONF.	0- 8	338	0- 0	83	26	289	289	29	29	
TOTALS	RPI 1-25	RPI 26-50	W-L RECORDS	RPI 51-100	RPI 101-150	RPI 150+				
11- 19	0- 1	0- 1	OVERALL	0- 3	0- 4	11- 10				
5- 7	0- 0	0- 0	HOME	0- 1	0- 2	5- 4				
5- 9	0- 1	0- 1	AWAY	0- 1	0- 2	5- 4				
1- 3	0- 0	0- 0	NEUTRAL	0- 1	0- 0	1- 2				
0- 8	0- 1	0- 1	NON-CONFERENCE	0- 3	0- 0	0- 3				
0- 2	0- 0	0- 0	HOME	0- 1	0- 0	0- 1				
0- 4	0- 1	0- 1	AWAY	0- 1	0- 0	0- 1				
0- 2	0- 0	0- 0	NEUTRAL	0- 1	0- 0	0- 1				
11- 11	0- 0	0- 0	CONFERENCE	0- 0	0- 4	11- 7				
5- 5	0- 0	0- 0	HOME	0- 0	0- 2	5- 3				
5- 5	0- 0	0- 0	AWAY	0- 0	0- 2	5- 3				
1- 1	0- 0	0- 0	NEUTRAL	0- 0	0- 0	1- 1				

RPI 1-25				RPI 26-50				RPI 51-100				RPI 101+				Team's RPI: 251	
RPI	S	Opponent	Score	RPI	S	Opponent	Score	RPI	S	Opponent	Score	RPI	S	Opponent	Score		
8	A	Maryland	50 105	49	A	North Carolina St.	48 89	69	H	VCU	39 69	122	A	Liberty	43 56		
								71	N	Georgia Tech	61 81	122	H	Liberty	68 73		
								92	A	Elon	69 80	126	A	UNC Asheville	64 85		
												126	H	UNC Asheville	81 82		
												155	N	UAB	46 56		
												174	A	Radford	56 54		
												174	H	Radford	71 66		
												174	N	Radford	57 72		
												185	A	Presbyterian	70 82		
												185	H	Presbyterian	61 47		
												189	H	Davidson	60 62		
												213	A	Gardner-Webb	70 82		
												213	H	Gardner-Webb	72 79		
												253	A	Campbell	69 55		
												253	H	Campbell	65 68		
												287	A	Coastal Caro.	53 79		
												287	H	Coastal Caro.	53 52		
												288	A	Charleston So.	78 72		
												288	H	Charleston So.	62 64		
												312	A	UNCG	72 82		
												314	A	Longwood	89 70		
												314	H	Longwood	79 68		
												328	A	Winthrop	74 67		
												328	H	Winthrop	80 60		
												328	N	Winthrop	73 55		
LAST 12 Division I GAMES:																	
				174	N	Radford	57 72	328	H	Winthrop	80 60						
				328	N	Winthrop	73 55	314	A	Longwood	89 70						
				126	A	UNC Asheville	64 85	213	H	Gardner-Webb	72 79						
				253	H	Campbell	65 68	287	A	Coastal Caro.	53 79						
				288	A	Charleston So.	78 72	185	H	Presbyterian	61 47						
				122	H	Liberty	68 73	122	A	Liberty	43 56						

Non-Div I Games: Greensboro 82 49

High Point

■ Loss,
 ■ Non-Conf,
 ■ S Site,
 ■ Home
 ■ A Away
 N Neutral

Hofstra

Through Games Of March 12, 2016

Average RPI Win:	204	WON-LOST	WINNING	LAST 10	STRENGTH OF	OPP. STRENGTH	TEAM	ADJ.	CONF.	ADJ CONF.
Average RPI Loss:	95	RECORD	PCT. RANK	GAMES	SCHEDULE	OF SCHEDULE	RPI	RPI	RPI	RPI
DIV. I ONLY	22- 8	53	6- 4	174	137	75	75	12	12	
DIV. I NON-CONF.	9- 2	37	0- 0	186	203	59	59	10	10	
TOTALS	RPI 1-25	RPI 26-50	W-L RECORDS	RPI 51-100	RPI 101-150	RPI 150+				
22- 8	0- 1	0- 2	OVERALL	2- 2	2- 0	18- 3				
12- 1	0- 0	0- 1	HOME	2- 0	2- 0	8- 0				
9- 5	0- 0	0- 1	AWAY	0- 2	0- 0	9- 2				
1- 2	0- 1	0- 0	NEUTRAL	0- 0	0- 0	1- 1				
9- 2	0- 1	0- 0	NON-CONFERENCE	0- 0	2- 0	7- 1				
4- 0	0- 0	0- 0	HOME	0- 0	2- 0	2- 0				
4- 1	0- 0	0- 0	AWAY	0- 0	0- 0	4- 1				
1- 1	0- 1	0- 0	NEUTRAL	0- 0	0- 0	1- 0				
13- 6	0- 0	0- 2	CONFERENCE	2- 2	0- 0	11- 2				
8- 1	0- 0	0- 1	HOME	2- 0	0- 0	6- 0				
5- 4	0- 0	0- 1	AWAY	0- 2	0- 0	5- 1				
0- 1	0- 0	0- 0	NEUTRAL	0- 0	0- 0	0- 1				

RPI 1-25				RPI 26-50				RPI 51-100				Team's RPI: 75	RPI 101+			
RPI	S	Opponent	Score	RPI	S	Opponent	Score	RPI	S	Opponent	Score		RPI	S	Opponent	Score
5	N	Oregon St.	50 73	30	A	James Madison	42 57	79	A	Drexel	64 67		106	H	Buffalo	79 36
				30	H	James Madison	54 71	79	H	Drexel	61 54		118	H	Saint Joseph's	75 62
								92	A	Elon	60 61		151	A	Northeastern	71 64
								92	H	Elon	59 49		151	H	Northeastern	75 50
													151	N	Northeastern	54 65
													152	A	Delaware	47 54
													152	H	Delaware	58 49
													159	H	Stony Brook	71 66
													161	A	Marist	71 67
													199	A	Fairfield	67 53
													219	A	William & Mary	61 53
													219	H	William & Mary	75 45
													224	A	Massachusetts	56 57
													226	A	Col. of Charleston	62 58
													226	H	Col. of Charleston	66 54
													236	H	Navy	65 63
													273	A	American	60 51
													274	A	UNCW	68 64
													274	H	UNCW	62 38
													286	A	Towson	74 56
													286	H	Towson	64 60
													287	N	Coastal Caro.	82 40
													324	A	Delaware St.	66 49
LAST 12 Division I GAMES:																
				151	N	Northeastern	54 65	30	A	James Madison	42 57					
				151	A	Northeastern	71 64	219	A	William & Mary	61 53					
				226	H	Col. of Charleston	66 54	286	A	Towson	74 56					
				79	H	Drexel	61 54	30	H	James Madison	54 71					
				152	A	Delaware	47 54	92	H	Elon	59 49					
				274	H	UNCW	62 38	79	A	Drexel	64 67					

Non-Div I Games:

Hofstra

■ Loss,
■ Non-Conf, S Site,
■ Home
■ Away
N Neutral

Holy Cross

Through Games Of March 12, 2016

Average RPI Win:	284	WON-LOST	WINNING	LAST 10	STRENGTH OF	OPP. STRENGTH	TEAM	ADJ.	CONF.	ADJ CONF.
Average RPI Loss:	163	RECORD	PCT. RANK	GAMES	SCHEDULE	OF SCHEDULE	RPI	RPI	RPI	RPI
DIV. I ONLY	13- 17	209	5- 5	290	268	254	254	26	26	
DIV. I NON-CONF.	3- 8	258	0- 0	295	193	318	318	27	27	
TOTALS	RPI 1-25	RPI 26-50	W-L RECORDS	RPI 51-100	RPI 101-150	RPI 150+				
13- 17	0- 0	0- 0	OVERALL	0- 5	0- 3	13- 9				
9- 5	0- 0	0- 0	HOME	0- 2	0- 0	9- 3				
4- 12	0- 0	0- 0	AWAY	0- 3	0- 3	4- 6				
0- 0	0- 0	0- 0	NEUTRAL	0- 0	0- 0	0- 0				
3- 8	0- 0	0- 0	NON-CONFERENCE	0- 1	0- 3	3- 4				
3- 2	0- 0	0- 0	HOME	0- 0	0- 0	3- 2				
0- 6	0- 0	0- 0	AWAY	0- 1	0- 3	0- 2				
0- 0	0- 0	0- 0	NEUTRAL	0- 0	0- 0	0- 0				
10- 9	0- 0	0- 0	CONFERENCE	0- 4	0- 0	10- 5				
6- 3	0- 0	0- 0	HOME	0- 2	0- 0	6- 1				
4- 6	0- 0	0- 0	AWAY	0- 2	0- 0	4- 4				
0- 0	0- 0	0- 0	NEUTRAL	0- 0	0- 0	0- 0				

RPI 1-25			RPI 26-50			RPI 51-100				RPI 101+		Team's RPI: 254					
RPI	S	Opponent	Score	RPI	S	Opponent	Score	RPI	S	Opponent	Score	RPI	S	Opponent	Score		
								61	A	Army West Point	58 77	120	A	Boston College	51 60		
								61	H	Army West Point	49 80	132	A	Pittsburgh	50 56		
								85	A	Quinnipiac	61 74	137	A	Penn St.	82 86		
								98	A	Bucknell	64 74	157	A	Yale	59 69		
								98	H	Bucknell	51 58	203	A	Loyola Maryland	45 58		
												203	H	Loyola Maryland	49 59		
												212	A	Lehigh	48 64		
												212	A	Lehigh	58 61		
												212	H	Lehigh	77 71		
												217	H	Dartmouth	54 60		
												224	H	Massachusetts	60 74		
												236	A	Navy	49 50		
												236	H	Navy	57 49		
												237	H	Bryant	65 64		
												248	H	Manhattan	58 44		
												273	A	American	59 50		
												273	H	American	59 54		
												277	H	Vermont	77 63		
												294	A	Colgate	80 71		
												294	H	Colgate	70 61		
LAST 12 Division I GAMES:																	
				212	A	Lehigh	48 64		212	H	Lehigh	77 71		319	A	UMass Lowell	67 75
				203	A	Loyola Maryland	45 58		330	A	Lafayette	57 54		330	A	Lafayette	57 54
				344	H	Boston U.	74 50		98	A	Bucknell	64 74		330	H	Lafayette	66 49
				203	H	Loyola Maryland	49 59		294	H	Colgate	70 61		344	A	Boston U.	60 41
				273	A	American	59 50		236	A	Navy	49 50		344	H	Boston U.	74 50
				61	H	Army West Point	49 80		273	H	American	59 54					

Non-Div I Games:

Holy Cross

■ Loss,
 ■ Non-Conf,
 ■ S Site,
 ■ H Home
 ■ A Away
 N Neutral

Average RPI Win: 246	WON-LOST	WINNING	LAST 10	STRENGTH OF	OPP. STRENGTH	TEAM	ADJ.	CONF.	ADJ CONF.
Average RPI Loss: 138	RECORD	PCT. RANK	GAMES	SCHEDULE	OF SCHEDULE	RPI	RPI	RPI	RPI
DIV. I ONLY	6- 24	314	2- 8	206	103	285	285	9	9
DIV. I NON-CONF.	4- 7	222	0- 0	152	255	210	210	7	7
TOTALS	RPI 1-25	RPI 26-50	W-L RECORDS	RPI 51-100	RPI 101-150	RPI 150+			
6- 24	0- 3	0- 0	OVERALL	0- 6	1- 5	5- 10			
2- 11	0- 1	0- 0	HOME	0- 2	1- 3	1- 5			
4- 9	0- 1	0- 0	AWAY	0- 2	0- 2	4- 4			
0- 4	0- 1	0- 0	NEUTRAL	0- 2	0- 0	0- 1			
4- 7	0- 1	0- 0	NON-CONFERENCE	0- 2	1- 1	3- 3			
1- 3	0- 0	0- 0	HOME	0- 0	1- 1	0- 2			
3- 1	0- 0	0- 0	AWAY	0- 0	0- 0	3- 1			
0- 3	0- 1	0- 0	NEUTRAL	0- 2	0- 0	0- 0			
2- 17	0- 2	0- 0	CONFERENCE	0- 4	0- 4	2- 7			
1- 8	0- 1	0- 0	HOME	0- 2	0- 2	1- 3			
1- 8	0- 1	0- 0	AWAY	0- 2	0- 2	1- 3			
0- 1	0- 0	0- 0	NEUTRAL	0- 0	0- 0	0- 1			

RPI 1-25				RPI 26-50				RPI 51-100				RPI 101+ Team's RPI: 285			
RPI	S	Opponent	Score	RPI	S	Opponent	Score	RPI	S	Opponent	Score	RPI	S	Opponent	Score
3	H	UConn	37 76					58	N	Iowa	50 64	113	A	Memphis	57 74
20	A	South Fla.	49 73					70	A	Temple	48 78	113	H	Memphis	64 77
23	N	George Washington	78 82					70	H	Temple	66 75	135	H	Long Beach St.	41 47
								74	A	Tulane	48 70	136	H	La.-Lafayette	52 51
								74	H	Tulane	56 59	148	A	East Carolina	70 76
								100	N	Wright St.	61 75	148	H	East Carolina	59 68
												180	H	UTRGV	45 55
												194	A	Tulsa	28 44
												194	H	Tulsa	62 79
												194	N	Tulsa	38 76
												197	A	SMU	63 54
												197	H	SMU	48 50
												211	H	UNLV	60 63
												225	A	Rice	62 59
												226	A	Col. of Charleston	48 55
												243	A	Cincinnati	50 56
												243	H	Cincinnati	61 67
												275	A	UCF	62 65
												275	H	UCF	64 55
												311	A	A&M-Corpus Christi	76 73
												331	A	Incarinate Word	67 51
LAST 12 Division I GAMES:															
194	N	Tulsa	38 76	70	A	Temple	48 78								
113	H	Memphis	64 77	194	A	Tulsa	28 44								
197	A	SMU	63 54	74	H	Tulane	56 59								
275	A	UCF	62 65	275	H	UCF	64 55								
243	H	Cincinnati	61 67	243	A	Cincinnati	50 56								
148	H	East Carolina	59 68	20	A	South Fla.	49 73								

Non-Div I Games:

Houston

 Loss,
 Non-Conf,
 S Site,
 H Home
 A Away
N Neutral

Houston Baptist

Through Games Of March 12, 2016

Average RPI Win:	291	WON-LOST	WINNING	LAST 10	STRENGTH OF	OPP. STRENGTH	TEAM	ADJ.	CONF.	ADJ CONF.
Average RPI Loss:	172	RECORD	PCT. RANK	GAMES	SCHEDULE	OF SCHEDULE	RPI	RPI	RPI	RPI
DIV. I ONLY	11- 15	218	5- 5	288	303	260	260	27	27	
DIV. I NON-CONF.	2- 5	253	0- 0	156	301	225	225	26	26	
TOTALS	RPI 1-25	RPI 26-50	W-L RECORDS	RPI 51-100	RPI 101-150	RPI 150+				
11- 15	0- 0	0- 1	OVERALL	0- 3	0- 2	11- 9				
6- 5	0- 0	0- 0	HOME	0- 1	0- 1	6- 3				
4- 9	0- 0	0- 1	AWAY	0- 2	0- 1	4- 5				
1- 1	0- 0	0- 0	NEUTRAL	0- 0	0- 0	1- 1				
2- 5	0- 0	0- 1	NON-CONFERENCE	0- 0	0- 0	2- 4				
0- 2	0- 0	0- 0	HOME	0- 0	0- 0	0- 2				
1- 3	0- 0	0- 1	AWAY	0- 0	0- 0	1- 2				
1- 0	0- 0	0- 0	NEUTRAL	0- 0	0- 0	1- 0				
9- 10	0- 0	0- 0	CONFERENCE	0- 3	0- 2	9- 5				
6- 3	0- 0	0- 0	HOME	0- 1	0- 1	6- 1				
3- 6	0- 0	0- 0	AWAY	0- 2	0- 1	3- 3				
0- 1	0- 0	0- 0	NEUTRAL	0- 0	0- 0	0- 1				

RPI	S	Opponent	Score	RPI	S	Opponent	Score	RPI	S	Opponent	Score	RPI	S	Opponent	Score	Team's RPI: 260
37	A	UTEP	63 98	76	A	Abilene Christian	60 77	133	A	Northwestern St.	44 55	144	H	McNeese St.	64 71	
				76	H	Abilene Christian	55 76	156	H	UT Arlington	40 64	165	A	New Mexico	57 65	
				90	A	Central Ark.	44 45	206	A	Sam Houston St.	70 78	206	H	Sam Houston St.	67 63	
								210	A	SFA	54 66	210	H	SFA	50 64	
								228	A	Texas Southern	77 65	241	N	Omaha	64 51	
								246	H	Texas St.	66 71	268	A	UTSA	50 79	
								282	A	Lamar	70 77	282	H	Lamar	77 66	
								282	N	Lamar	95 98	310	H	Nicholls St.	80 71	
								311	A	A&M-Corpus Christi	73 59	311	H	A&M-Corpus Christi	55 51	
								317	H	Southeastern La.	64 56	331	A	Incarnate Word	62 61	
								331	H	Incarnate Word	64 46	332	A	New Orleans	71 51	
LAST 12 Division I GAMES:																
282	N	Lamar	95 98	206	A	Sam Houston St.	70 78	282	H	Lamar	77 66	210	H	SFA	50 64	
331	H	Incarnate Word	64 46	311	A	A&M-Corpus Christi	73 59	206	H	Sam Houston St.	67 63	76	A	Abilene Christian	60 77	
311	H	A&M-Corpus Christi	55 51	210	A	SFA	54 66	331	A	Incarnate Word	62 61					
210	A	SFA	54 66	76	H	Abilene Christian	55 76									
331	A	Incarnate Word	62 61													

Non-Div I Games: Trinity (TX) 60 46 Huston-Tillotson 96 65 Paul Quinn 95 42

Houston Baptist

Loss, Non-Conf, S Site, H Home A Away N Neutral

Average RPI Win:	271	WON-LOST	WINNING	LAST 10	STRENGTH OF	OPP. STRENGTH	TEAM	ADJ.	CONF.	ADJ CONF.
Average RPI Loss:	219	RECORD	PCT. RANK	GAMES	SCHEDULE	OF SCHEDULE	RPI	RPI	RPI	RPI
DIV. I ONLY	7- 24	307	4- 6	329	313	327	327	32	32	
DIV. I NON-CONF.	2- 11	306	0- 0	217	165	293	293	30	30	
TOTALS	RPI 1-25	RPI 26-50	W-L RECORDS	RPI 51-100	RPI 101-150	RPI 150+				
7- 24	0- 2	0- 0	OVERALL	0- 0	0- 4	7- 18				
2- 10	0- 0	0- 0	HOME	0- 0	0- 1	2- 9				
4- 12	0- 1	0- 0	AWAY	0- 0	0- 2	4- 8				
1- 2	0- 0	0- 0	NEUTRAL	0- 0	0- 1	1- 1				
2- 11	0- 2	0- 0	NON-CONFERENCE	0- 0	0- 4	2- 5				
1- 3	0- 0	0- 0	HOME	0- 0	0- 1	1- 2				
1- 7	0- 2	0- 0	AWAY	0- 0	0- 2	1- 3				
0- 1	0- 0	0- 0	NEUTRAL	0- 0	0- 1	0- 0				
5- 13	0- 0	0- 0	CONFERENCE	0- 0	0- 0	5- 13				
1- 7	0- 0	0- 0	HOME	0- 0	0- 0	1- 7				
3- 5	0- 0	0- 0	AWAY	0- 0	0- 0	3- 5				
1- 1	0- 0	0- 0	NEUTRAL	0- 0	0- 0	1- 1				

RPI	S	Opponent	Score	RPI	S	Opponent	Score	RPI	S	Opponent	Score	RPI	S	Opponent	Score	Team's RPI: 327
13	A	Syracuse	48 97									101	A	Northwestern	49 89	
18	A	Duquesne	62 86									114	N	Mercer	53 70	
												127	A	Arizona	28 65	
												129	H	Old Dominion	64 83	
												168	A	Xavier	47 70	
												169	H	Cornell	76 74	
												195	A	N.C. A&T	70 88	
												207	A	Hampton	48 77	
												207	H	Hampton	83 77	
												207	N	Hampton	58 64	
												231	A	Coppin St.	71 69	
												231	H	Coppin St.	67 83	
												249	A	Ill.-Chicago	48 75	
												250	H	Bethune-Cookman	77 81	
												257	A	Morgan St.	66 78	
												271	A	Georgia St.	58 65	
												280	A	UMES	59 62	
												280	H	UMES	57 79	
												280	N	UMES	68 51	
												281	H	La Salle	68 71	
												290	H	Florida A&M	53 64	
												293	H	South Carolina St.	63 65	
												297	H	Savannah St.	64 69	
												316	A	Mt. St. Mary's	62 49	
												322	H	LIU Brooklyn	72 89	
												324	A	Delaware St.	86 87	
LAST 12 Division I GAMES:																

Non-Div I Games:

Howard

■ Loss,
 ■ Non-Conf, S Site,
 ■ Home
 ■ Away
 N Neutral

RPI	S	Opponent	Score	
347	A	Norfolk St.	64	63
347	H	Norfolk St.	108	110
348	A	N.C. Central	68	61

Howard

H
o
w
a
r
d

H
o
w
a
r
d

Average RPI Win:	286	WON-LOST	WINNING	LAST 10	STRENGTH OF	OPP. STRENGTH	TEAM	ADJ.	CONF.	ADJ CONF.
Average RPI Loss:	156	RECORD	PCT. RANK	GAMES	SCHEDULE	OF SCHEDULE	RPI	RPI	RPI	RPI
DIV. I ONLY	5- 23	318	3- 7	169	232	315	315	18	18	
DIV. I NON-CONF.	2- 9	296	0- 0	187	294	304	304	19	19	
TOTALS	RPI 1-25	RPI 26-50	W-L RECORDS	RPI 51-100	RPI 101-150	RPI 150+				
5- 23	0- 0	0- 4	OVERALL	0- 3	1- 6	4- 10				
5- 8	0- 0	0- 2	HOME	0- 1	1- 2	4- 3				
0- 14	0- 0	0- 1	AWAY	0- 2	0- 4	0- 7				
0- 1	0- 0	0- 1	NEUTRAL	0- 0	0- 0	0- 0				
2- 9	0- 0	0- 1	NON-CONFERENCE	0- 1	0- 3	2- 4				
2- 3	0- 0	0- 1	HOME	0- 0	0- 1	2- 1				
0- 6	0- 0	0- 0	AWAY	0- 1	0- 2	0- 3				
0- 0	0- 0	0- 0	NEUTRAL	0- 0	0- 0	0- 0				
3- 14	0- 0	0- 3	CONFERENCE	0- 2	1- 3	2- 6				
3- 5	0- 0	0- 1	HOME	0- 1	1- 1	2- 2				
0- 8	0- 0	0- 1	AWAY	0- 1	0- 2	0- 4				
0- 1	0- 0	0- 1	NEUTRAL	0- 0	0- 0	0- 0				

RPI S	Opponent	Score	RPI S	Opponent	Score	RPI S	Opponent	Score	RPI S	Opponent	Score	Team's RPI: 315
46	H Indiana	72 79	51	A Ohio	52 79	131	A IUPUI	52 63				
50	A South Dakota St.	64 92	62	A South Dakota	60 92	131	H IUPUI	50 69				
50	H South Dakota St.	42 61	62	H South Dakota	63 90	140	A Milwaukee	60 73				
50	N South Dakota St.	60 80				142	A Oral Roberts	59 61				
						142	H Oral Roberts	54 48				
						146	A Northern Ky.	64 77				
						150	H Western Mich.	48 70				
						158	A Detroit	63 64				
						199	A Fairfield	62 74				
						209	A Oakland	74 81				
						215	H USC Upstate	81 84				
						241	A Omaha	64 71				
						241	H Omaha	58 60				
						242	A Western Ill.	87 88				
						242	H Western Ill.	74 78				
						303	A Denver	50 53				
						303	H Denver	61 49				
						318	H Kent St.	86 68				
						323	A North Dakota St.	85 94				
						323	H North Dakota St.	85 69				
						345	H Chicago St.	62 51				
LAST 12 Division I GAMES:												
50	N South Dakota St.	60 80	241	A Omaha	64 71							
323	H North Dakota St.	85 69	242	A Western Ill.	87 88							
62	H South Dakota	63 90	303	H Denver	61 49							
131	A IUPUI	52 63	241	H Omaha	58 60							
142	H Oral Roberts	54 48	323	A North Dakota St.	85 94							
50	A South Dakota St.	64 92	62	A South Dakota	60 92							

Non-Div I Games: Trine 82 62 Grace (IN) 91 39

IPFW

Loss, Non-Conf, S Site, H Home A Away N Neutral

Average RPI Win: 220	WON-LOST	WINNING	LAST 10	STRENGTH OF	OPP. STRENGTH	TEAM	ADJ.	CONF.	ADJ CONF.
Average RPI Loss: 146	RECORD	PCT. RANK	GAMES	SCHEDULE	OF SCHEDULE	RPI	RPI	RPI	RPI
DIV. I ONLY	18- 10	88	7- 3	230	197	131	131	18	18
DIV. I NON-CONF.	7- 4	110	0- 0	177	143	107	107	19	19
TOTALS	RPI 1-25	RPI 26-50	W-L RECORDS	RPI 51-100	RPI 101-150	RPI 150+			
18- 10	0- 1	1- 1	OVERALL	3- 3	2- 1	12- 4			
9- 3	0- 0	1- 0	HOME	2- 2	0- 1	6- 0			
8- 6	0- 1	0- 1	AWAY	1- 1	2- 0	5- 3			
1- 1	0- 0	0- 0	NEUTRAL	0- 0	0- 0	1- 1			
7- 4	0- 1	0- 0	NON-CONFERENCE	3- 1	1- 0	3- 2			
3- 1	0- 0	0- 0	HOME	2- 1	0- 0	1- 0			
3- 3	0- 1	0- 0	AWAY	1- 0	1- 0	1- 2			
1- 0	0- 0	0- 0	NEUTRAL	0- 0	0- 0	1- 0			
11- 6	0- 0	1- 1	CONFERENCE	0- 2	1- 1	9- 2			
6- 2	0- 0	1- 0	HOME	0- 1	0- 1	5- 0			
5- 3	0- 0	0- 1	AWAY	0- 1	1- 0	4- 1			
0- 1	0- 0	0- 0	NEUTRAL	0- 0	0- 0	0- 1			

RPI S	Opponent	Score	RPI S	Opponent	Score	RPI S	Opponent	Score	RPI S	Opponent	Score	Team's RPI: 131
14	A Louisville	61 70	50	A South Dakota St.	66 68	62	A South Dakota	59 65	142	A Oral Roberts	57 54	
			50	H South Dakota St.	63 60	62	H South Dakota	63 74	142	H Oral Roberts	47 52	
						69	H VCU	70 69	149	A SIUE	85 67	
						71	H Georgia Tech	50 60	210	N SFA	62 55	
						77	H Belmont	62 59	229	H Indiana St.	68 43	
						99	A Marquette	60 55	240	A North Texas	67 68	
									241	A Omaha	54 57	
									241	H Omaha	75 59	
									241	N Omaha	51 62	
									242	A Western Ill.	68 60	
									242	H Western Ill.	96 87	
									303	A Denver	67 54	
									303	H Denver	81 75	
									315	A IPFW	69 50	
									315	H IPFW	63 52	
									323	A North Dakota St.	64 63	
									323	H North Dakota St.	67 44	
									329	A Evansville	68 62	
									340	A Eastern Ill.	71 77	
LAST 12 Division I GAMES:												
241	N Omaha	51 62	323	A North Dakota St.	64 63							
62	H South Dakota	63 74	242	H Western Ill.	96 87							
50	H South Dakota St.	63 60	142	A Oral Roberts	57 54							
315	H IPFW	63 52	303	H Denver	81 75							
241	A Omaha	54 57	62	A South Dakota	59 65							
303	A Denver	67 54	50	A South Dakota St.	66 68							

Non-Div I Games: Oakland City 104 30 Ind.-Southeast 99 50

IUPUI

Loss, Non-Conf, S Site, H Home A Away N Neutral

Idaho

Through Games Of March 12, 2016

Average RPI Win:	228	WON-LOST	WINNING	LAST 10	STRENGTH OF	OPP. STRENGTH	TEAM	ADJ.	CONF.	ADJ CONF.
Average RPI Loss:	125	RECORD	PCT. RANK	GAMES	SCHEDULE	OF SCHEDULE	RPI	RPI	RPI	RPI
DIV. I ONLY	22- 9	62	7- 3	250	192	121	121	19	19	
DIV. I NON-CONF.	6- 4	125	0- 0	194	112	152	152	23	23	
TOTALS	RPI 1-25	RPI 26-50	W-L RECORDS	RPI 51-100	RPI 101-150	RPI 150+				
22- 9	0- 1	0- 1	OVERALL	2- 1	1- 1	19- 5				
11- 3	0- 0	0- 0	HOME	1- 1	0- 0	10- 2				
6- 5	0- 1	0- 0	AWAY	1- 0	0- 1	5- 3				
5- 1	0- 0	0- 1	NEUTRAL	0- 0	1- 0	4- 0				
6- 4	0- 1	0- 1	NON-CONFERENCE	0- 1	1- 1	5- 0				
4- 1	0- 0	0- 0	HOME	0- 1	0- 0	4- 0				
0- 2	0- 1	0- 0	AWAY	0- 0	0- 1	0- 0				
2- 1	0- 0	0- 1	NEUTRAL	0- 0	1- 0	1- 0				
16- 5	0- 0	0- 0	CONFERENCE	2- 0	0- 0	14- 5				
7- 2	0- 0	0- 0	HOME	1- 0	0- 0	6- 2				
6- 3	0- 0	0- 0	AWAY	1- 0	0- 0	5- 3				
3- 0	0- 0	0- 0	NEUTRAL	0- 0	0- 0	3- 0				

RPI 1-25				RPI 26-50				RPI 51-100				RPI 101+ Team's RPI: 121			
RPI	S	Opponent	Score	RPI	S	Opponent	Score	RPI	S	Opponent	Score	RPI	S	Opponent	Score
5	A	Oregon St.	44 69	47	N	Duke	68 74	76	H	Abilene Christian	59 71	134	N	Iowa St.	97 65
								93	A	North Dakota	65 59	139	A	Texas Tech	62 78
								93	H	North Dakota	92 65	162	H	Montana St.	59 62
												167	A	Idaho St.	68 89
												167	N	Idaho St.	67 55
												171	A	Eastern Wash.	70 84
												171	H	Eastern Wash.	66 74
												171	N	Eastern Wash.	86 71
												172	A	Sacramento St.	98 88
												172	H	Sacramento St.	107 60
												173	H	Montana	78 61
												184	A	Northern Colo.	68 70
												184	H	Northern Colo.	66 56
												192	A	Weber St.	77 70
												192	N	Weber St.	86 83
												246	N	Texas St.	75 55
												258	H	Wyoming	61 57
												267	H	UC Santa Barbara	64 42
												272	H	Seattle	64 60
												302	H	CSUN	106 50
												309	A	Northern Ariz.	72 51
												309	H	Northern Ariz.	76 59
												321	A	Portland St.	94 65
												321	H	Portland St.	84 63
												333	A	Southern Utah	62 51
												333	H	Southern Utah	93 48
LAST 12 Division I GAMES:															
				167	N	Idaho St.	67 55					172	H	Sacramento St.	107 60
				171	N	Eastern Wash.	86 71					321	H	Portland St.	84 63
				192	N	Weber St.	86 83					93	A	North Dakota	65 59
				167	A	Idaho St.	68 89					184	A	Northern Colo.	68 70
				192	A	Weber St.	77 70					309	H	Northern Ariz.	76 59
				171	A	Eastern Wash.	70 84					333	H	Southern Utah	93 48

Non-Div I Games: Carroll (MT) 75 47 Northwest Chrst. 71 48

Idaho

Loss, Non-Conf, S Site, H Home A Away N Neutral

Average RPI Win:	227	WON-LOST	WINNING	LAST 10	STRENGTH OF	OPP. STRENGTH	TEAM	ADJ.	CONF.	ADJ CONF.
Average RPI Loss:	143	RECORD	PCT. RANK	GAMES	SCHEDULE	OF SCHEDULE	RPI	RPI	RPI	RPI
DIV. I ONLY	16- 15	160	7- 3	220	184	167	167	19	19	
DIV. I NON-CONF.	5- 4	138	0- 0	103	124	87	87	23	23	
TOTALS	RPI 1-25	RPI 26-50	W-L RECORDS	RPI 51-100	RPI 101-150	RPI 150+				
16- 15	0- 1	0- 1	OVERALL	1- 2	1- 3	14- 8				
7- 4	0- 0	0- 0	HOME	0- 1	1- 0	6- 3				
5- 10	0- 1	0- 1	AWAY	0- 1	0- 2	5- 5				
4- 1	0- 0	0- 0	NEUTRAL	1- 0	0- 1	3- 0				
5- 4	0- 1	0- 1	NON-CONFERENCE	0- 0	0- 2	5- 0				
2- 0	0- 0	0- 0	HOME	0- 0	0- 0	2- 0				
2- 4	0- 1	0- 1	AWAY	0- 0	0- 2	2- 0				
1- 0	0- 0	0- 0	NEUTRAL	0- 0	0- 0	1- 0				
11- 11	0- 0	0- 0	CONFERENCE	1- 2	1- 1	9- 8				
5- 4	0- 0	0- 0	HOME	0- 1	1- 0	4- 3				
3- 6	0- 0	0- 0	AWAY	0- 1	0- 0	3- 5				
3- 1	0- 0	0- 0	NEUTRAL	1- 0	0- 1	2- 0				

RPI 1-25				RPI 26-50				RPI 51-100				RPI 101+ Team's RPI: 167			
RPI	S	Opponent	Score	RPI	S	Opponent	Score	RPI	S	Opponent	Score	RPI	S	Opponent	Score
17	A	Michigan St.	60 79	37	A	UTEP	54 67	93	A	North Dakota	42 45	101	A	Northwestern	36 72
								93	H	North Dakota	57 60	121	H	Idaho	89 68
								93	N	North Dakota	69 54	121	N	Idaho	55 67
												139	A	Texas Tech	64 79
												154	A	Boise St.	80 77
												162	A	Montana St.	80 82
												162	N	Montana St.	52 50
												171	H	Eastern Wash.	71 62
												172	A	Sacramento St.	62 83
												172	H	Sacramento St.	59 68
												173	A	Montana	47 62
												184	A	Northern Colo.	47 48
												184	H	Northern Colo.	59 61
												184	N	Northern Colo.	54 45
												192	A	Weber St.	58 57
												192	H	Weber St.	46 61
												204	A	Utah Valley	56 47
												233	N	Southeast Mo. St.	65 64
												234	H	Utah St.	81 67
												272	H	Seattle	83 67
												309	A	Northern Ariz.	62 63
												309	H	Northern Ariz.	71 61
												321	A	Portland St.	64 42
												321	H	Portland St.	71 70
												333	A	Southern Utah	71 67
												333	H	Southern Utah	64 47
LAST 12 Division I GAMES:															
				121	N	Idaho	55 67	162	A	Montana St.	80 82				
				93	N	North Dakota	69 54	173	A	Montana	47 62				
				162	N	Montana St.	52 50	333	H	Southern Utah	64 47				
				184	N	Northern Colo.	54 45	309	H	Northern Ariz.	71 61				
				121	H	Idaho	89 68	172	A	Sacramento St.	62 83				
				171	H	Eastern Wash.	71 62	321	A	Portland St.	64 42				

Non-Div I Games: Colo. Christian 82 56 Montana Tech 82 55

Idaho St.

Loss, Non-Conf, S Site, H Home A Away N Neutral

Average RPI Win:	269	WON-LOST	WINNING	LAST 10	STRENGTH OF	OPP. STRENGTH	TEAM	ADJ.	CONF.	ADJ CONF.
Average RPI Loss:	135	RECORD	PCT. RANK	GAMES	SCHEDULE	OF SCHEDULE	RPI	RPI	RPI	RPI
DIV. I ONLY	12- 18	232	1- 9	265	182	249	249	14	14	
DIV. I NON-CONF.	9- 2	37	0- 0	342	316	173	173	16	16	
TOTALS	RPI 1-25	RPI 26-50	W-L RECORDS	RPI 51-100	RPI 101-150	RPI 150+				
12- 18	0- 2	0- 0	OVERALL	1- 4	0- 7	11- 5				
5- 9	0- 1	0- 0	HOME	1- 1	0- 4	4- 3				
7- 8	0- 1	0- 0	AWAY	0- 2	0- 3	7- 2				
0- 1	0- 0	0- 0	NEUTRAL	0- 1	0- 0	0- 0				
9- 2	0- 0	0- 0	NON-CONFERENCE	1- 1	0- 1	8- 0				
4- 1	0- 0	0- 0	HOME	1- 0	0- 1	3- 0				
5- 1	0- 0	0- 0	AWAY	0- 1	0- 0	5- 0				
0- 0	0- 0	0- 0	NEUTRAL	0- 0	0- 0	0- 0				
3- 16	0- 2	0- 0	CONFERENCE	0- 3	0- 6	3- 5				
1- 8	0- 1	0- 0	HOME	0- 1	0- 3	1- 3				
2- 7	0- 1	0- 0	AWAY	0- 1	0- 3	2- 2				
0- 1	0- 0	0- 0	NEUTRAL	0- 1	0- 0	0- 0				

RPI 1-25				RPI 26-50				RPI 51-100				RPI 101+ Team's RPI: 249			
RPI	S	Opponent	Score	RPI	S	Opponent	Score	RPI	S	Opponent	Score	RPI	S	Opponent	Score
21	A	Green Bay	22 64					67	A	Purdue	51 62	117	H	Toledo	51 60
21	H	Green Bay	40 58					68	H	Central Mich.	66 63	130	A	Youngstown St.	41 62
								100	A	Wright St.	62 73	130	H	Youngstown St.	64 69
								100	H	Wright St.	72 80	140	A	Milwaukee	53 54
								100	N	Wright St.	55 71	140	H	Milwaukee	56 62
												146	A	Northern Ky.	53 55
												146	H	Northern Ky.	61 72
												158	A	Detroit	65 51
												158	H	Detroit	80 89
												209	A	Oakland	73 78
												209	H	Oakland	76 78
												239	A	Valparaiso	54 50
												239	H	Valparaiso	74 80
												242	A	Western Ill.	78 70
												264	A	Cleveland St.	69 72
												264	H	Cleveland St.	80 62
												299	A	Bradley	66 56
												303	A	Denver	56 46
												320	A	Illinois St.	74 65
												325	H	Nevada	70 55
												327	H	Howard	75 48
												340	H	Eastern Ill.	66 54
												345	A	Chicago St.	51 47
LAST 12 Division I GAMES:															
				100	N	Wright St.	55 71	209	A	Oakland	73 78				
				239	H	Valparaiso	74 80	158	A	Detroit	65 51				
				130	A	Youngstown St.	41 62	100	H	Wright St.	72 80				
				264	A	Cleveland St.	69 72	146	H	Northern Ky.	61 72				
				140	H	Milwaukee	56 62	239	A	Valparaiso	54 50				
				21	H	Green Bay	40 58	264	H	Cleveland St.	80 62				

Non-Div I Games:

Ill.-Chicago

Average RPI Win:	175	WON-LOST	WINNING	LAST 10	STRENGTH OF	OPP. STRENGTH	TEAM	ADJ.	CONF.	ADJ CONF.
Average RPI Loss:	61	RECORD	PCT. RANK	GAMES	SCHEDULE	OF SCHEDULE	RPI	RPI	RPI	RPI
DIV. I ONLY	9- 21	276	1- 9	26	54	182	182	5	5	
DIV. I NON-CONF.	7- 4	110	0- 0	14	214	84	84	4	4	
TOTALS	RPI 1-25	RPI 26-50	W-L RECORDS	RPI 51-100	RPI 101-150	RPI 150+				
9- 21	0- 6	0- 2	OVERALL	2- 9	2- 4	5- 0				
8- 10	0- 4	0- 1	HOME	2- 3	2- 2	4- 0				
1- 10	0- 2	0- 1	AWAY	0- 6	0- 1	1- 0				
0- 1	0- 0	0- 0	NEUTRAL	0- 0	0- 1	0- 0				
7- 4	0- 2	0- 0	NON-CONFERENCE	2- 1	2- 1	3- 0				
7- 2	0- 1	0- 0	HOME	2- 1	2- 0	3- 0				
0- 2	0- 1	0- 0	AWAY	0- 0	0- 1	0- 0				
0- 0	0- 0	0- 0	NEUTRAL	0- 0	0- 0	0- 0				
2- 17	0- 4	0- 2	CONFERENCE	0- 8	0- 3	2- 0				
1- 8	0- 3	0- 1	HOME	0- 2	0- 2	1- 0				
1- 8	0- 1	0- 1	AWAY	0- 6	0- 0	1- 0				
0- 1	0- 0	0- 0	NEUTRAL	0- 0	0- 1	0- 0				

RPI	S	Opponent	Score	RPI	S	Opponent	Score	RPI	S	Opponent	Score	RPI	S	Opponent	Score	Team's RPI: 182
6	A	Ohio St.	74 117	46	A	Indiana	66 68	51	H	Ohio	62 53	101	H	Northwestern	59 69	
6	H	Ohio St.	70 80	46	H	Indiana	68 80	52	A	Rutgers	54 67	108	H	UT Martin	94 74	
8	H	Maryland	63 79					52	H	Rutgers	56 63	113	A	Memphis	75 81	
17	H	Michigan St.	43 71					58	A	Iowa	56 61	137	H	Penn St.	56 65	
23	H	George Washington	57 70					62	H	South Dakota	76 85	137	N	Penn St.	66 75	
25	A	Miami (FL)	64 73					67	A	Purdue	65 69	138	H	Southern Ill.	78 64	
								68	H	Central Mich.	74 69	200	A	Wisconsin	76 56	
								78	A	Michigan	83 96	200	H	Wisconsin	71 65	
								80	A	Minnesota	77 82	212	H	Lehigh	76 67	
								80	H	Minnesota	75 106	255	H	Tennessee St.	98 43	
								95	A	Nebraska	57 73	345	H	Chicago St.	67 36	
LAST 12 Division I GAMES:																
137	N	Penn St.	66 75	46	H	Indiana	68 80	78	A	Michigan	83 96	101	H	Northwestern	59 69	
58	A	Iowa	56 61	6	H	Ohio St.	70 80	80	A	Minnesota	77 82	137	H	Penn St.	56 65	
17	H	Michigan St.	43 71	52	H	Rutgers	56 63									
6	A	Ohio St.	74 117													
200	A	Wisconsin	76 56													

Non-Div I Games:

Illinois

■ Loss,
■ Non-Conf,
■ S Site,
■ H Home
■ A Away
N Neutral

Average RPI Win:	299	WON-LOST	WINNING	LAST 10	STRENGTH OF	OPP. STRENGTH	TEAM	ADJ.	CONF.	ADJ CONF.
Average RPI Loss:	178	RECORD	PCT. RANK	GAMES	SCHEDULE	OF SCHEDULE	RPI	RPI	RPI	RPI
DIV. I ONLY	8- 22	289	3- 7	318	227	320	320	21	21	
DIV. I NON-CONF.	2- 9	296	0- 0	313	284	341	341	17	17	
TOTALS	RPI 1-25	RPI 26-50	W-L RECORDS	RPI 51-100	RPI 101-150	RPI 150+				
8- 22	0- 0	0- 1	OVERALL	0- 4	0- 5	8- 12				
6- 8	0- 0	0- 0	HOME	0- 2	0- 3	6- 3				
2- 11	0- 0	0- 1	AWAY	0- 2	0- 2	2- 6				
0- 3	0- 0	0- 0	NEUTRAL	0- 0	0- 0	0- 3				
2- 9	0- 0	0- 1	NON-CONFERENCE	0- 0	0- 1	2- 7				
2- 3	0- 0	0- 0	HOME	0- 0	0- 1	2- 2				
0- 4	0- 0	0- 1	AWAY	0- 0	0- 0	0- 3				
0- 2	0- 0	0- 0	NEUTRAL	0- 0	0- 0	0- 2				
6- 13	0- 0	0- 0	CONFERENCE	0- 4	0- 4	6- 5				
4- 5	0- 0	0- 0	HOME	0- 2	0- 2	4- 1				
2- 7	0- 0	0- 0	AWAY	0- 2	0- 2	2- 3				
0- 1	0- 0	0- 0	NEUTRAL	0- 0	0- 0	0- 1				

RPI S	Opponent	Score	RPI S	Opponent	Score	RPI S	Opponent	Score	RPI S	Opponent	Score	Team's RPI: 320
29	A DePaul	41 89	87	A Missouri St.	41 70	110	A Drake	41 76				
			87	H Missouri St.	51 73	110	H Drake	58 98				
			91	A UNI	51 65	138	A Southern Ill.	71 76				
			91	H UNI	35 61	138	H Southern Ill.	55 68				
						149	H SIUE	57 65				
						157	A Yale	47 60				
						175	A Loyola Chicago	61 73				
						175	H Loyola Chicago	41 57				
						229	A Indiana St.	56 63				
						229	H Indiana St.	73 62				
						241	N Omaha	56 60				
						242	H Western Ill.	64 79				
						249	H Ill.-Chicago	65 74				
						256	A Bowling Green	52 70				
						261	H Murray St.	81 76				
						263	N Northern Ill.	59 68				
						268	A UTSA	51 77				
						299	A Bradley	38 52				
						299	H Bradley	54 49				
						301	A Wichita St.	53 49				
						301	H Wichita St.	70 49				
						329	A Evansville	64 57				
						329	H Evansville	65 59				
						329	N Evansville	59 61				
						345	H Chicago St.	57 53				
LAST 12 Division I GAMES:												
			329	N Evansville	59 61	175	A Loyola Chicago	61 73				
			87	A Missouri St.	41 70	91	H UNI	35 61				
			301	A Wichita St.	53 49	110	H Drake	58 98				
			329	H Evansville	65 59	229	H Indiana St.	73 62				
			138	H Southern Ill.	55 68	138	A Southern Ill.	71 76				
			299	A Bradley	38 52	329	A Evansville	64 57				

Non-Div I Games:

Illinois St.

Average RPI Win:	257	WON-LOST	WINNING	LAST 10	STRENGTH OF	OPP. STRENGTH	TEAM	ADJ.	CONF.	ADJ CONF.
Average RPI Loss:	204	RECORD	PCT. RANK	GAMES	SCHEDULE	OF SCHEDULE	RPI	RPI	RPI	RPI
DIV. I ONLY	3- 22	338	1- 9	260	308	331	331	27	27	
DIV. I NON-CONF.	0- 7	338	0- 0	163	249	331	331	26	26	
TOTALS	RPI 1-25	RPI 26-50	W-L RECORDS	RPI 51-100	RPI 101-150	RPI 150+				
3- 22	0- 0	0- 1	OVERALL	0- 4	1- 2	2- 15				
0- 12	0- 0	0- 0	HOME	0- 2	0- 1	0- 9				
3- 10	0- 0	0- 1	AWAY	0- 2	1- 1	2- 6				
0- 0	0- 0	0- 0	NEUTRAL	0- 0	0- 0	0- 0				
0- 7	0- 0	0- 1	NON-CONFERENCE	0- 1	0- 1	0- 4				
0- 3	0- 0	0- 0	HOME	0- 0	0- 0	0- 3				
0- 4	0- 0	0- 1	AWAY	0- 1	0- 1	0- 1				
0- 0	0- 0	0- 0	NEUTRAL	0- 0	0- 0	0- 0				
3- 15	0- 0	0- 0	CONFERENCE	0- 3	1- 1	2- 11				
0- 9	0- 0	0- 0	HOME	0- 2	0- 1	0- 6				
3- 6	0- 0	0- 0	AWAY	0- 1	1- 0	2- 5				
0- 0	0- 0	0- 0	NEUTRAL	0- 0	0- 0	0- 0				

RPI S	Opponent	Score	RPI S	Opponent	Score	RPI S	Opponent	Score	RPI S	Opponent	Score	Team's RPI: 331
41	A Colorado St.	37 60	67	A Purdue	27 95	133	H Northwestern St.	48 53				
			76	A Abilene Christian	58 66	139	A Texas Tech	55 70				
			76	H Abilene Christian	71 86	144	A McNeese St.	68 55				
			90	H Central Ark.	57 76	180	A UTRGV	47 60				
						180	H UTRGV	50 68				
						206	H Sam Houston St.	60 65				
						210	A SFA	62 74				
						210	H SFA	66 82				
						240	H North Texas	55 62				
						260	A Houston Baptist	46 64				
						260	H Houston Baptist	61 62				
						282	A Lamar	49 59				
						282	H Lamar	61 67				
						285	H Houston	51 67				
						310	A Nicholls St.	63 61				
						310	H Nicholls St.	64 66				
						311	A A&M-Corpus Christi	55 69				
						311	H A&M-Corpus Christi	56 57				
						317	A Southeastern La.	70 66				
						332	A New Orleans	49 55				
LAST 12 Division I GAMES:												
260	A Houston Baptist	46 64	90	H Central Ark.	57 76							
76	A Abilene Christian	58 66	210	A SFA	62 74							
282	H Lamar	61 67	282	A Lamar	49 59							
210	H SFA	66 82	310	A Nicholls St.	63 61							
311	A A&M-Corpus Christi	55 69	310	H Nicholls St.	64 66							
260	H Houston Baptist	61 62	311	H A&M-Corpus Christi	56 57							

Non-Div I Games: LSU-Alexandria 96 59 Howard Payne 78 65 Sul Ross St. 54 35 Trinity (TX) 55 61 Incarnate Word

Loss, Non-Conf, S Site, H Home A Away N Neutral

Indiana

Through Games Of March 12, 2016

Average RPI Win:	136	WON-LOST	WINNING	LAST 10	STRENGTH OF	OPP. STRENGTH	TEAM	ADJ.	CONF.	ADJ CONF.
Average RPI Loss:	59	RECORD	PCT. RANK	GAMES	SCHEDULE	OF SCHEDULE	RPI	RPI	RPI	RPI
DIV. I ONLY	20- 11	83	7- 3	62	27	46	46	5	5	
DIV. I NON-CONF.	8- 4	99	0- 0	56	54	62	62	4	4	
TOTALS	RPI 1-25	RPI 26-50	W-L RECORDS	RPI 51-100	RPI 101-150	RPI 150+				
20- 11	1- 4	1- 1	OVERALL	7- 4	3- 1	8- 1				
14- 0	1- 0	1- 0	HOME	6- 0	2- 0	4- 0				
5- 7	0- 2	0- 1	AWAY	1- 3	1- 0	3- 1				
1- 4	0- 2	0- 0	NEUTRAL	0- 1	0- 1	1- 0				
8- 4	0- 2	1- 1	NON-CONFERENCE	1- 1	1- 0	5- 0				
5- 0	0- 0	1- 0	HOME	1- 0	1- 0	2- 0				
2- 1	0- 0	0- 1	AWAY	0- 0	0- 0	2- 0				
1- 3	0- 2	0- 0	NEUTRAL	0- 1	0- 0	1- 0				
12- 7	1- 2	0- 0	CONFERENCE	6- 3	2- 1	3- 1				
9- 0	1- 0	0- 0	HOME	5- 0	1- 0	2- 0				
3- 6	0- 2	0- 0	AWAY	1- 3	1- 0	1- 1				
0- 1	0- 0	0- 0	NEUTRAL	0- 0	0- 1	0- 0				

RPI 1-25				RPI 26-50				Team's RPI: 46				RPI 51-100				RPI 101+			
RPI	S	Opponent	Score	RPI	S	Opponent	Score	RPI	S	Opponent	Score	RPI	S	Opponent	Score	RPI	S	Opponent	Score
6	A	Ohio St.	70 97	29	A	DePaul	69 84	51	N	Ohio	56 63	101	A	Northwestern	91 84				
8	A	Maryland	63 86	40	H	Chattanooga	54 43	52	H	Rutgers	64 48	101	N	Northwestern	73 79				
17	H	Michigan St.	81 65					58	A	Iowa	73 76	112	H	Samford	65 56				
22	N	West Virginia	64 75					58	H	Iowa	79 74	137	H	Penn St.	76 55				
25	N	Miami (FL)	75 89					67	A	Purdue	53 63	157	H	Yale	76 60				
								71	H	Georgia Tech	69 60	182	A	Illinois	80 68				
								78	H	Michigan	77 69	182	H	Illinois	68 66				
								80	A	Minnesota	76 78	200	A	Wisconsin	69 73				
								80	H	Minnesota	93 79	200	H	Wisconsin	67 57				
								95	A	Nebraska	79 68	229	A	Indiana St.	53 50				
								95	H	Nebraska	59 47	255	H	Tennessee St.	88 56				
												269	N	Austin Peay	90 58				
												315	A	IPFW	79 72				
LAST 12 Division I GAMES:																			
101	N	Northwestern	73 79	182	A	Illinois	80 68												
137	H	Penn St.	76 55	95	H	Nebraska	59 47												
95	A	Nebraska	79 68	58	H	Iowa	79 74												
58	A	Iowa	73 76	8	A	Maryland	63 86												
80	H	Minnesota	93 79	52	H	Rutgers	64 48												
200	H	Wisconsin	67 57	101	A	Northwestern	91 84												

Non-Div I Games:

Indiana

■ Loss,
 ■ Non-Conf,
 ■ S Site,
 ■ H Home
 ■ A Away
 N Neutral

Indiana St.

Through Games Of March 12, 2016

Average RPI Win:	258	WON-LOST	WINNING	LAST 10	STRENGTH OF	OPP. STRENGTH	TEAM	ADJ.	CONF.	ADJ CONF.
Average RPI Loss:	138	RECORD	PCT. RANK	GAMES	SCHEDULE	OF SCHEDULE	RPI	RPI	RPI	RPI
DIV. I ONLY	13- 17	209	4- 6	221	218	229	229	21	21	
DIV. I NON-CONF.	4- 7	222	0- 0	191	231	228	228	17	17	
TOTALS	RPI 1-25	RPI 26-50	W-L RECORDS	RPI 51-100	RPI 101-150	RPI 150+				
13- 17	0- 0	0- 1	OVERALL	0- 7	1- 5	12- 4				
8- 6	0- 0	0- 1	HOME	0- 3	1- 1	7- 1				
5- 9	0- 0	0- 0	AWAY	0- 3	0- 4	5- 2				
0- 2	0- 0	0- 0	NEUTRAL	0- 1	0- 0	0- 1				
4- 7	0- 0	0- 1	NON-CONFERENCE	0- 2	0- 2	4- 2				
2- 3	0- 0	0- 1	HOME	0- 1	0- 0	2- 1				
2- 3	0- 0	0- 0	AWAY	0- 1	0- 2	2- 0				
0- 1	0- 0	0- 0	NEUTRAL	0- 0	0- 0	0- 1				
9- 10	0- 0	0- 0	CONFERENCE	0- 5	1- 3	8- 2				
6- 3	0- 0	0- 0	HOME	0- 2	1- 1	5- 0				
3- 6	0- 0	0- 0	AWAY	0- 2	0- 2	3- 2				
0- 1	0- 0	0- 0	NEUTRAL	0- 1	0- 0	0- 0				

RPI S	Opponent	Score	RPI S	Opponent	Score	RPI S	Opponent	Score	RPI S	Opponent	Score	Team's RPI: 229
46	H Indiana	50 53	54	H Saint Louis	52 62	110	A Drake	55 80				
			68	A Central Mich.	65 85	110	H Drake	68 53				
			87	A Missouri St.	41 75	131	A IUPUI	43 68				
			87	H Missouri St.	51 59	138	A Southern Ill.	64 76				
			87	N Missouri St.	45 70	138	H Southern Ill.	58 62				
			91	A UNI	42 53	146	A Northern Ky.	67 73				
			91	H UNI	45 61	175	A Loyola Chicago	74 71				
						175	H Loyola Chicago	62 48				
						183	H Butler	70 63				
						194	A Tulsa	67 63				
						210	N SFA	62 71				
						241	H Omaha	50 51				
						299	A Bradley	68 59				
						299	H Bradley	59 37				
						301	A Wichita St.	53 54				
						301	H Wichita St.	59 33				
						305	A UMKC	77 47				
						320	A Illinois St.	62 73				
						320	H Illinois St.	63 56				
						329	A Evansville	59 44				
						329	H Evansville	57 45				
						340	H Eastern Ill.	60 42				
LAST 12 Division I GAMES:												
			87	N Missouri St.	45 70	299	A Bradley	68 59				
			301	A Wichita St.	53 54	110	H Drake	68 53				
			87	A Missouri St.	41 75	91	H UNI	45 61				
			138	H Southern Ill.	58 62	320	A Illinois St.	62 73				
			329	H Evansville	57 45	329	A Evansville	59 44				
			175	A Loyola Chicago	74 71	138	A Southern Ill.	64 76				

Non-Div I Games:

Indiana St.

■ Loss,
■ Non-Conf,
■ S Site,
■ H Home
■ A Away
N Neutral

**I
o
n
a**

I
o
n
a

Iona

Page 142

I
o
n
a

RPI S Opponent Iona Score

Through Games Of March 12, 2016

RPI	S	Opponent	Score
338	H	Saint Peter's	64 50

I
o
n
a

Iona

Average RPI Win:	133	WON-LOST	WINNING	LAST 10	STRENGTH OF	OPP. STRENGTH	TEAM	ADJ.	CONF.	ADJ CONF.
Average RPI Loss:	58	RECORD	PCT. RANK	GAMES	SCHEDULE	OF SCHEDULE	RPI	RPI	RPI	RPI
DIV. I ONLY	19- 13	119	4- 6	28	58	58	58	5	5	
DIV. I NON-CONF.	10- 2	33	0- 0	59	199	23	23	4	4	
TOTALS	RPI 1-25	RPI 26-50	W-L RECORDS	RPI 51-100	RPI 101-150	RPI 150+				
19- 13	0- 6	1- 1	OVERALL	8- 3	4- 3	6- 0				
11- 4	0- 3	1- 0	HOME	4- 0	2- 1	4- 0				
5- 7	0- 1	0- 1	AWAY	2- 3	2- 2	1- 0				
3- 2	0- 2	0- 0	NEUTRAL	2- 0	0- 0	1- 0				
10- 2	0- 1	0- 0	NON-CONFERENCE	3- 0	3- 1	4- 0				
6- 0	0- 0	0- 0	HOME	1- 0	2- 0	3- 0				
2- 1	0- 0	0- 0	AWAY	1- 0	1- 1	0- 0				
2- 1	0- 1	0- 0	NEUTRAL	1- 0	0- 0	1- 0				
9- 11	0- 5	1- 1	CONFERENCE	5- 3	1- 2	2- 0				
5- 4	0- 3	1- 0	HOME	3- 0	0- 1	1- 0				
3- 6	0- 1	0- 1	AWAY	1- 3	1- 1	1- 0				
1- 1	0- 1	0- 0	NEUTRAL	1- 0	0- 0	0- 0				

RPI S	Opponent	Score	RPI S	Opponent	Score	RPI S	Opponent	Score	RPI S	Opponent	Score
6	H Ohio St.	81 98	46	A Indiana	74 79	52	H Rutgers	69 65	101	A Northwestern	79 64
8	H Maryland	56 76	46	H Indiana	76 73	67	A Purdue	73 90	108	H UT Martin	62 56
8	N Maryland	55 75				67	H Purdue	63 55	110	H Drake	89 76
17	A Michigan St.	73 80				78	A Michigan	75 82	111	A Virginia	85 73
17	H Michigan St.	69 74				78	H Michigan	85 69	134	A Iowa St.	66 69
23	N George Washington	77 81				78	N Michigan	97 85	137	A Penn St.	68 81
						80	A Minnesota	76 78	137	H Penn St.	69 82
						91	A UNI	80 65	182	H Illinois	61 56
						93	H North Dakota	83 61	196	H Robert Morris	69 50
						95	A Nebraska	74 68	200	A Wisconsin	57 54
						100	N Wright St.	83 77	242	H Western Ill.	96 81
									285	N Houston	64 50
									299	H Bradley	60 53
LAST 12 Division I GAMES:											
8	N Maryland	55 75	80	A Minnesota	76 78						
78	N Michigan	97 85	6	H Ohio St.	81 98						
182	H Illinois	61 56	17	H Michigan St.	69 74						
137	A Penn St.	68 81	46	A Indiana	74 79						
46	H Indiana	76 73	101	A Northwestern	79 64						
67	H Purdue	63 55	78	H Michigan	85 69						

Non-Div I Games:

Iowa

■ Loss,
■ Non-Conf, S Site,
■ Home
■ Away
N Neutral

Average RPI Win:	181	WON-LOST	WINNING	LAST 10	STRENGTH OF	OPP. STRENGTH	TEAM	ADJ.	CONF.	ADJ CONF.
Average RPI Loss:	58	RECORD	PCT. RANK	GAMES	SCHEDULE	OF SCHEDULE	RPI	RPI	RPI	RPI
DIV. I ONLY	13- 17	209	2- 8	52	34	134	134	3	3	
DIV. I NON-CONF.	8- 3	77	0- 0	173	222	108	108	3	3	
<hr/>										
TOTALS	RPI 1-25	RPI 26-50	W-L RECORDS	RPI 51-100	RPI 101-150	RPI 150+				
13- 17	0- 6	2- 5	OVERALL	2- 0	2- 6	7- 0				
9- 6	0- 3	1- 2	HOME	1- 0	2- 1	5- 0				
3- 8	0- 3	1- 2	AWAY	1- 0	0- 3	1- 0				
1- 3	0- 0	0- 1	NEUTRAL	0- 0	0- 2	1- 0				
8- 3	0- 0	0- 1	NON-CONFERENCE	2- 0	1- 2	5- 0				
6- 0	0- 0	0- 0	HOME	1- 0	1- 0	4- 0				
1- 1	0- 0	0- 0	AWAY	1- 0	0- 1	0- 0				
1- 2	0- 0	0- 1	NEUTRAL	0- 0	0- 1	1- 0				
5- 14	0- 6	2- 4	CONFERENCE	0- 0	1- 4	2- 0				
3- 6	0- 3	1- 2	HOME	0- 0	1- 1	1- 0				
2- 7	0- 3	1- 2	AWAY	0- 0	0- 2	1- 0				
0- 1	0- 0	0- 0	NEUTRAL	0- 0	0- 1	0- 0				

RPI 1-25				RPI 26-50				RPI 51-100				RPI 101+ Team's RPI: 134			
RPI	S	Opponent	Score	RPI	S	Opponent	Score	RPI	S	Opponent	Score	RPI	S	Opponent	Score
2	A	Baylor	41 78	31	A	Oklahoma St.	76 79	58	H	Iowa	69 66	109	A	TCU	69 79
2	H	Baylor	61 77	31	H	Oklahoma St.	49 42	91	A	UNI	84 75	109	H	TCU	62 72
7	A	Texas	54 75	32	A	Oklahoma	54 85					110	A	Drake	70 74
7	H	Texas	49 65	32	H	Oklahoma	71 77					121	N	Idaho	65 97
22	A	West Virginia	47 57	47	N	Duke	48 86					139	A	Texas Tech	66 69
22	H	West Virginia	57 82	48	A	Kansas St.	84 79					139	H	Texas Tech	77 48
				48	H	Kansas St.	53 68					139	N	Texas Tech	84 89
<hr/>															
LAST 12 Division I GAMES:															
139	N	Texas Tech	84 89	109	A	TCU	69 79								
22	H	West Virginia	57 82	22	A	West Virginia	47 57								
32	A	Oklahoma	54 85	7	H	Texas	49 65								
48	H	Kansas St.	53 68	222	A	Kansas	63 53								
2	A	Baylor	41 78	32	H	Oklahoma	71 77								
139	H	Texas Tech	77 48	109	H	TCU	62 72								

Non-Div I Games:

Iowa St.

■ Loss,
■ Non-Conf,
■ S Site,
■ H Home
■ A Away
N Neutral

Average RPI Win:	312	WON-LOST	WINNING	LAST 10	STRENGTH OF	OPP. STRENGTH	TEAM	ADJ.	CONF.	ADJ CONF.
Average RPI Loss:	213	RECORD	PCT. RANK	GAMES	SCHEDULE	OF SCHEDULE	RPI	RPI	RPI	RPI
DIV. I ONLY	11- 16	228	4- 6	347	345	308	308	30	30	
DIV. I NON-CONF.	3- 5	218	0- 0	337	236	296	296	31	31	
TOTALS	RPI 1-25	RPI 26-50	W-L RECORDS	RPI 51-100	RPI 101-150	RPI 150+				
11- 16	0- 1	0- 0	OVERALL	0- 1	0- 3	11- 11				
6- 6	0- 0	0- 0	HOME	0- 0	0- 1	6- 5				
5- 9	0- 1	0- 0	AWAY	0- 1	0- 2	5- 5				
0- 1	0- 0	0- 0	NEUTRAL	0- 0	0- 0	0- 1				
3- 5	0- 1	0- 0	NON-CONFERENCE	0- 1	0- 1	3- 2				
2- 1	0- 0	0- 0	HOME	0- 0	0- 0	2- 1				
1- 4	0- 1	0- 0	AWAY	0- 1	0- 1	1- 1				
0- 0	0- 0	0- 0	NEUTRAL	0- 0	0- 0	0- 0				
8- 11	0- 0	0- 0	CONFERENCE	0- 0	0- 2	8- 9				
4- 5	0- 0	0- 0	HOME	0- 0	0- 1	4- 4				
4- 5	0- 0	0- 0	AWAY	0- 0	0- 1	4- 4				
0- 1	0- 0	0- 0	NEUTRAL	0- 0	0- 0	0- 1				

RPI 1-25				RPI 26-50				RPI 51-100				RPI 101+ Team's RPI: 308			
RPI	S	Opponent	Score	RPI	S	Opponent	Score	RPI	S	Opponent	Score	RPI	S	Opponent	Score
12	A	Kentucky	24 92					74	A	Tulane	49 92	133	A	Northwestern St.	54 59
												147	A	Southern U.	57 84
												147	H	Southern U.	57 66
												181	A	Grambling	61 75
												181	H	Grambling	58 79
												220	A	Alabama St.	57 63
												220	H	Alabama St.	70 69
												228	A	Texas Southern	47 66
												228	H	Texas Southern	36 62
												228 N		Texas Southern	47 65
												278	A	Prairie View	77 67
												278	H	Prairie View	52 62
												296	A	Alcorn	73 66
												296	H	Alcorn	79 65
												298	H	Jacksonville St.	71 65
												317	A	Southeastern La.	79 72
												332	A	New Orleans	68 85
												334	H	Lipscomb	53 52
												337	A	Ark.-Pine Bluff	66 71
												337	H	Ark.-Pine Bluff	59 66
												345	H	Chicago St.	59 76
												346	A	Alabama A&M	69 66
												346	H	Alabama A&M	59 58
												349	A	Mississippi Val.	72 46
												349	H	Mississippi Val.	70 43
LAST 12 Division I GAMES:															
228 N		Texas Southern	47 65	278	A	Prairie View	77 67	228	A	Texas Southern	47 66	346	H	Alabama A&M	59 58
346	A	Alabama A&M	69 66	147	H	Southern U.	57 66	296	H	Alcorn	79 65	349	A	Mississippi Val.	72 46
220	A	Alabama St.	57 63	337	A	Ark.-Pine Bluff	66 71	349	A	Mississippi Val.	70 43				
337	H	Ark.-Pine Bluff	59 66	349	A	Mississippi Val.	72 46								
349	H	Mississippi Val.	70 43												
181	A	Grambling	61 75												

Non-Div I Games: Fisk 78 58 Blue Mountain 74 52 Mobile 100 57

Jackson St.

Loss, Non-Conf, S Site, H Home A Away N Neutral

Jacksonville

Through Games Of March 12, 2016

Average RPI Win:	283	WON-LOST	WINNING	LAST 10	STRENGTH OF	OPP. STRENGTH	TEAM	ADJ.	CONF.	ADJ CONF.
Average RPI Loss:	119	RECORD	PCT. RANK	GAMES	SCHEDULE	OF SCHEDULE	RPI	RPI	RPI	RPI
DIV. I ONLY	19- 10	81	7- 3	291	274	145	145	29	29	
DIV. I NON-CONF.	6- 7	176	0- 0	244	186	190	190	28	28	
TOTALS	RPI 1-25	RPI 26-50	W-L RECORDS	RPI 51-100	RPI 101-150	RPI 150+				
19- 10	0- 3	0- 0	OVERALL	0- 2	0- 1	19- 4				
12- 1	0- 0	0- 0	HOME	0- 1	0- 0	12- 0				
6- 8	0- 2	0- 0	AWAY	0- 0	0- 0	6- 1				
1- 1	0- 0	0- 0	NEUTRAL	0- 0	0- 0	1- 1				
6- 7	0- 3	0- 0	NON-CONFERENCE	0- 0	0- 1	6- 3				
4- 0	0- 0	0- 0	HOME	0- 0	0- 0	4- 0				
1- 6	0- 3	0- 0	AWAY	0- 0	0- 1	1- 2				
1- 1	0- 0	0- 0	NEUTRAL	0- 0	0- 0	1- 1				
13- 3	0- 0	0- 0	CONFERENCE	0- 2	0- 0	13- 1				
8- 1	0- 0	0- 0	HOME	0- 1	0- 0	8- 0				
5- 2	0- 0	0- 0	AWAY	0- 1	0- 0	5- 1				
0- 0	0- 0	0- 0	NEUTRAL	0- 0	0- 0	0- 0				

RPI 1-25				RPI 26-50				RPI 51-100				RPI 101+ Team's RPI: 145			
RPI	S	Opponent	Score	RPI	S	Opponent	Score	RPI	S	Opponent	Score	RPI	S	Opponent	Score
13	A	Syracuse	49 65					63	A	FGCU	39 58	143	A	Wake Forest	51 57
15	A	Florida St.	60 77					63	H	FGCU	55 59	156	A	UT Arlington	54 56
20	A	South Fla.	52 74									187	A	Stetson	61 66
												187	H	Stetson	69 49
												215	A	USC Upstate	49 43
												215	H	USC Upstate	67 56
												215	H	USC Upstate	75 69
												217	N	Dartmouth	51 44
												250	A	Bethune-Cookman	63 53
												256	N	Bowling Green	69 72
												261	H	Murray St.	79 54
												274	A	UNCW	49 51
												289	A	Kennesaw St.	67 42
												289	H	Kennesaw St.	78 63
												293	H	South Carolina St.	79 47
												297	H	Savannah St.	65 52
												304	H	FIU	80 44
												326	A	North Florida	73 39
												326	H	North Florida	65 51
												334	A	Lipscomb	76 55
												334	H	Lipscomb	81 51
												334	H	Lipscomb	80 51
												342	A	NJIT	65 36
												342	H	NJIT	68 37
LAST 12 Division I GAMES:															
215	H	USC Upstate	67 56	289	A	Kennesaw St.	67 42								
334	H	Lipscomb	80 51	63	H	FGCU	55 59								
326	H	North Florida	65 51	187	A	Stetson	61 66								
215	H	USC Upstate	75 69	63	A	FGCU	39 58								
342	H	NJIT	68 37	187	H	Stetson	69 49								
334	A	Lipscomb	76 55	342	A	NJIT	65 36								

Non-Div I Games: Edward Waters 90 51 Thomas (GA) 88 50

Jacksonville

Loss, Non-Conf, S Site, H Home A Away N Neutral

Jacksonville St.

Through Games Of March 12, 2016

Average RPI Win: 278	WON-LOST	WINNING	LAST 10	STRENGTH OF	OPP. STRENGTH	TEAM	ADJ.	CONF.	ADJ CONF.
Average RPI Loss: 197	RECORD	PCT. RANK	GAMES	SCHEDULE	OF SCHEDULE	RPI	RPI	RPI	RPI
DIV. I ONLY	9- 18	264	3- 7	309	304	298	298	24	24
DIV. I NON-CONF.	4- 7	222	0- 0	284	340	269	269	24	24
TOTALS	RPI 1-25	RPI 26-50	W-L RECORDS	RPI 51-100	RPI 101-150	RPI 150+			
9- 18	0- 0	0- 0	OVERALL	0- 3	0- 5	9- 10			
6- 6	0- 0	0- 0	HOME	0- 1	0- 3	6- 2			
3- 12	0- 0	0- 0	AWAY	0- 2	0- 2	3- 8			
0- 0	0- 0	0- 0	NEUTRAL	0- 0	0- 0	0- 0			
4- 7	0- 0	0- 0	NON-CONFERENCE	0- 1	0- 3	4- 3			
3- 1	0- 0	0- 0	HOME	0- 0	0- 1	3- 0			
1- 6	0- 0	0- 0	AWAY	0- 1	0- 2	1- 3			
0- 0	0- 0	0- 0	NEUTRAL	0- 0	0- 0	0- 0			
5- 11	0- 0	0- 0	CONFERENCE	0- 2	0- 2	5- 7			
3- 5	0- 0	0- 0	HOME	0- 1	0- 2	3- 2			
2- 6	0- 0	0- 0	AWAY	0- 1	0- 0	2- 5			
0- 0	0- 0	0- 0	NEUTRAL	0- 0	0- 0	0- 0			

RPI S	Opponent	Score	RPI S	Opponent	Score	RPI S	Opponent	Score	RPI S	Opponent	Score	Team's RPI: 298
						67	A Purdue	48 67	108	H UT Martin	53 63	
						77	A Belmont	42 56	112	H Samford	39 50	
						77	H Belmont	32 44	113	A Memphis	55 70	
									114	A Mercer	39 46	
									149	H SIUE	57 62	
									177	A Eastern Ky.	56 54	
									177	H Eastern Ky.	50 76	
									233	A Southeast Mo. St.	47 61	
									255	A Tennessee St.	40 50	
									255	H Tennessee St.	69 55	
									261	A Murray St.	74 71	
									269	A Austin Peay	59 61	
									279	A Tennessee Tech	49 51	
									279	H Tennessee Tech	55 46	
									289	H Kennesaw St.	61 52	
									295	A Ga. Southern	56 60	
									296	H Alcorn	67 65	
									297	H Savannah St.	50 35	
									306	A Wofford	54 66	
									307	A Morehead St.	63 67	
									307	H Morehead St.	66 70	
									308	A Jackson St.	65 71	
									310	A Nicholls St.	63 49	
									340	H Eastern Ill.	60 52	
LAST 12 Division I GAMES:												
307	H Morehead St.	66 70	255	H Tennessee St.	69 55							
255	A Tennessee St.	40 50	177	A Eastern Ky.	56 54							
177	H Eastern Ky.	50 76	307	A Morehead St.	63 67							
279	A Tennessee Tech	49 51	77	H Belmont	32 44							
77	A Belmont	42 56	108	H UT Martin	53 63							
279	H Tennessee Tech	55 46	233	A Southeast Mo. St.	47 61							

Non-Div I Games: Tuskegee 74 47

Jacksonville St.

Loss, Non-Conf, S Site, H Home A Away N Neutral

Average RPI Win:	182	WON-LOST	WINNING	LAST 10	STRENGTH OF	OPP. STRENGTH	TEAM	ADJ.	CONF.	ADJ CONF.
Average RPI Loss:	57	RECORD	PCT. RANK	GAMES	SCHEDULE	OF SCHEDULE	RPI	RPI	RPI	RPI
DIV. I ONLY	27- 5	18	10- 0	114	107	30	30	12	12	
DIV. I NON-CONF.	7- 4	110	0- 0	89	53	80	80	10	10	
TOTALS	RPI 1-25	RPI 26-50	W-L RECORDS	RPI 51-100	RPI 101-150	RPI 150+				
27- 5	0- 3	0- 1	OVERALL	7- 0	1- 0	19- 1				
14- 0	0- 0	0- 0	HOME	3- 0	1- 0	10- 0				
10- 3	0- 1	0- 1	AWAY	3- 0	0- 0	7- 1				
3- 2	0- 2	0- 0	NEUTRAL	1- 0	0- 0	2- 0				
7- 4	0- 3	0- 1	NON-CONFERENCE	0- 0	1- 0	6- 0				
5- 0	0- 0	0- 0	HOME	0- 0	1- 0	4- 0				
2- 2	0- 1	0- 1	AWAY	0- 0	0- 0	2- 0				
0- 2	0- 2	0- 0	NEUTRAL	0- 0	0- 0	0- 0				
20- 1	0- 0	0- 0	CONFERENCE	7- 0	0- 0	13- 1				
9- 0	0- 0	0- 0	HOME	3- 0	0- 0	6- 0				
8- 1	0- 0	0- 0	AWAY	3- 0	0- 0	5- 1				
3- 0	0- 0	0- 0	NEUTRAL	1- 0	0- 0	2- 0				

RPI S	Opponent	Score	RPI S	Opponent	Score	RPI S	Opponent	Score	RPI S	Opponent	Score
2 N	Baylor	63 77	34 A	St. Bonaventure	45 56	75 A	Hofstra	71 54	122 H	Liberty	72 56
10 A	UCLA	61 90				75 H	Hofstra	57 42	151 A	Northeastern	61 52
22 N	West Virginia	62 69				79 A	Drexel	59 55	151 H	Northeastern	85 62
						79 H	Drexel	67 56	152 A	Delaware	65 43
						79 N	Drexel	60 46	152 H	Delaware	75 55
						92 A	Elon	81 76	152 N	Delaware	68 47
						92 H	Elon	73 72	189 H	Davidson	87 45
									198 A	Richmond	73 47
									207 A	Hampton	68 56
									219 A	William & Mary	59 65
									219 H	William & Mary	83 63
									226 A	Col. of Charleston	76 46
									226 H	Col. of Charleston	83 61
									226 N	Col. of Charleston	53 50
									257 H	Morgan St.	92 31
									273 H	American	74 45
									274 A	UNCW	77 41
									274 H	UNCW	60 40
									286 A	Towson	64 57
									286 H	Towson	61 45
									314 H	Longwood	88 30
LAST 12 Division I GAMES:											
79 N	Drexel	60 46	274 A	UNCW	77 41						
152 N	Delaware	68 47	286 H	Towson	61 45						
226 N	Col. of Charleston	53 50	219 H	William & Mary	83 63						
226 A	Col. of Charleston	76 46	75 H	Hofstra	57 42						
152 A	Delaware	65 43	79 A	Drexel	59 55						
92 H	Elon	73 72	151 A	Northeastern	61 52						

Non-Div I Games:

James Madison

■ Loss,
 ■ Non-Conf, S Site,
 ■ Home
 ■ Away
 N Neutral

Kansas

Through Games Of March 12, 2016

Average RPI Win:	177	WON-LOST	WINNING	LAST 10	STRENGTH OF	OPP. STRENGTH	TEAM	ADJ.	CONF.	ADJ CONF.
Average RPI Loss:	79	RECORD	PCT. RANK	GAMES	SCHEDULE	OF SCHEDULE	RPI	RPI	RPI	RPI
DIV. I ONLY	6- 25	315	1- 9	32	30	222	222	3	3	
DIV. I NON-CONF.	5- 6	180	0- 0	212	194	241	241	3	3	
TOTALS	RPI 1-25	RPI 26-50	W-L RECORDS	RPI 51-100	RPI 101-150	RPI 150+				
6- 25	0- 7	0- 7	OVERALL	0- 1	3- 8	3- 2				
4- 13	0- 3	0- 4	HOME	0- 1	2- 4	2- 1				
0- 11	0- 3	0- 3	AWAY	0- 0	0- 4	0- 1				
2- 1	0- 1	0- 0	NEUTRAL	0- 0	1- 0	1- 0				
5- 6	0- 0	0- 1	NON-CONFERENCE	0- 1	2- 2	3- 2				
4- 4	0- 0	0- 1	HOME	0- 1	2- 1	2- 1				
0- 2	0- 0	0- 0	AWAY	0- 0	0- 1	0- 1				
1- 0	0- 0	0- 0	NEUTRAL	0- 0	0- 0	1- 0				
1- 19	0- 7	0- 6	CONFERENCE	0- 0	1- 6	0- 0				
0- 9	0- 3	0- 3	HOME	0- 0	0- 3	0- 0				
0- 9	0- 3	0- 3	AWAY	0- 0	0- 3	0- 0				
1- 1	0- 1	0- 0	NEUTRAL	0- 0	1- 0	0- 0				

RPI 1-25				RPI 26-50				RPI 51-100				RPI 101+				Team's RPI: 222																			
RPI	S	Opponent	Score	RPI	S	Opponent	Score	RPI	S	Opponent	Score	RPI	S	Opponent	Score																				
2	A	Baylor	49 81	31	A	Oklahoma St.	49 71	97	H	Washington St.	53 66	109	A	TCU	52 55																				
2	H	Baylor	40 58	31	H	Oklahoma St.	46 74					109	H	TCU	44 70																				
7	A	Texas	46 70	32	A	Oklahoma	44 67					109	N	TCU	81 64																				
7	H	Texas	38 75	32	H	Oklahoma	66 72					113	H	Memphis	72 63																				
7	N	Texas	50 66	42	H	St. John's (NY)	71 86					115	H	Creighton	67 54																				
22	A	West Virginia	35 72	48	A	Kansas St.	67 81					127	A	Arizona	52 67																				
22	H	West Virginia	45 65	48	H	Kansas St.	46 59					134	A	Iowa St.	49 65																				
																		LAST 12 Division I GAMES:																	
																		7	N	Texas	50 66	109	H	TCU	44 70										
																		109	N	TCU	81 64	48	A	Kansas St.	67 81										
																		109	A	TCU	52 55	2	A	Baylor	49 81										
																		139	H	Texas Tech	58 69	134	H	Iowa St.	53 63										
																		31	A	Oklahoma St.	49 71	139	A	Texas Tech	44 54										
																		32	H	Oklahoma	66 72	7	A	Texas	46 70										

Non-Div I Games:

Kansas

Loss, Non-Conf, S Site, H Home A Away N Neutral

Average RPI Win:	156	WON-LOST	WINNING	LAST 10	STRENGTH OF	OPP. STRENGTH	TEAM	ADJ.	CONF.	ADJ CONF.
Average RPI Loss:	33	RECORD	PCT. RANK	GAMES	SCHEDULE	OF SCHEDULE	RPI	RPI	RPI	RPI
DIV. I ONLY	18- 12	114	4- 6	14	53	48	48	3	3	
DIV. I NON-CONF.	10- 1	19	0- 0	47	266	11	11	3	3	
TOTALS	RPI 1-25	RPI 26-50	W-L RECORDS	RPI 51-100	RPI 101-150	RPI 150+				
18- 12	0- 8	2- 2	OVERALL	2- 0	5- 2	9- 0				
13- 4	0- 3	2- 0	HOME	2- 0	3- 1	6- 0				
5- 7	0- 4	0- 2	AWAY	0- 0	2- 1	3- 0				
0- 1	0- 1	0- 0	NEUTRAL	0- 0	0- 0	0- 0				
10- 1	0- 1	0- 0	NON-CONFERENCE	2- 0	1- 0	7- 0				
8- 0	0- 0	0- 0	HOME	2- 0	1- 0	5- 0				
2- 1	0- 1	0- 0	AWAY	0- 0	0- 0	2- 0				
0- 0	0- 0	0- 0	NEUTRAL	0- 0	0- 0	0- 0				
8- 11	0- 7	2- 2	CONFERENCE	0- 0	4- 2	2- 0				
5- 4	0- 3	2- 0	HOME	0- 0	2- 1	1- 0				
3- 6	0- 3	0- 2	AWAY	0- 0	2- 1	1- 0				
0- 1	0- 1	0- 0	NEUTRAL	0- 0	0- 0	0- 0				

RPI 1-25				RPI 26-50				Team's RPI: 48	RPI 51-100				RPI 101+			
RPI	S	Opponent	Score	RPI	S	Opponent	Score		RPI	S	Opponent	Score	RPI	S	Opponent	Score
2	A	Baylor	52 87	31	A	Oklahoma St.	51 59		62	H	South Dakota	84 81	109	A	TCU	73 87
2	H	Baylor	52 63	31	H	Oklahoma St.	47 44		76	H	Abilene Christian	76 45	109	H	TCU	58 49
3	A	UConn	57 97	32	A	Oklahoma	58 68						134	A	Iowa St.	68 53
7	A	Texas	51 58	32	H	Oklahoma	87 71						134	H	Iowa St.	79 84
7	H	Texas	51 66										139	A	Texas Tech	65 53
22	A	West Virginia	44 64										139	H	Texas Tech	65 53
22	H	West Virginia	53 72										147	H	Southern U.	59 47
22	N	West Virginia	65 74										156	H	UT Arlington	61 41
LAST 12 Division I GAMES:																
		22	N	West Virginia			65	74			222	H	Kansas			81 67
		31	A	Oklahoma St.			51	59			32	H	Oklahoma			87 71
		2	H	Baylor			52	63			22	A	West Virginia			44 64
		134	A	Iowa St.			68	53			2	A	Baylor			52 87
		139	H	Texas Tech			65	53			7	H	Texas			51 66
		7	A	Texas			51	58			139	A	Texas Tech			65 53

Non-Div I Games:

Kansas St.

■ Loss,
■ Non-Conf,
■ S Site,
■ H Home
■ A Away
N Neutral

REINDEER BOY				THROUGH GAMES OF MARCH 11, 1910						
Average RPI Win:	309	WON-LOST	WINNING	LAST 10	STRENGTH OF	OPP. STRENGTH	TEAM	ADJ.	CONF.	ADJ CONF.
Average RPI Loss:	181	RECORD	PCT. RANK	GAMES	SCHEDULE	OF SCHEDULE	RPI	RPI	RPI	RPI
DIV. I ONLY	10- 19	258	4- 6	294	317	289	289	29	29	
DIV. I NON-CONF.	4- 10	253	0- 0	275	334	310	310	28	28	

TOTALS	RPI 1-25		RPI 26-50	W-L RECORDS	RPI 51-100	RPI 101-150	RPI 150+			
10- 19	0- 0		0- 2	OVERALL	0- 2	0- 3	10- 12			
7- 6	0- 0		0- 0	HOME	0- 1	0- 2	7- 3			
3- 13	0- 0		0- 2	AWAY	0- 1	0- 1	3- 9			
0- 0	0- 0		0- 0	NEUTRAL	0- 0	0- 0	0- 0			
4- 10	0- 0		0- 2	NON-CONFERENCE	0- 0	0- 1	4- 7			
4- 2	0- 0		0- 0	HOME	0- 0	0- 1	4- 1			
0- 8	0- 0		0- 2	AWAY	0- 0	0- 0	0- 6			
0- 0	0- 0		0- 0	NEUTRAL	0- 0	0- 0	0- 0			
6- 9	0- 0		0- 0	CONFERENCE	0- 2	0- 2	6- 5			
3- 4	0- 0		0- 0	HOME	0- 1	0- 1	3- 2			
3- 5	0- 0		0- 0	AWAY	0- 1	0- 1	3- 3			
0- 0	0- 0		0- 0	NEUTRAL	0- 0	0- 0	0- 0			

RPI 1-25				RPI 26-50				RPI 51-100				RPI 101+				Team's RPI:	289
RPI	S	Opponent	Score	RPI	S	Opponent	Score	RPI	S	Opponent	Score	RPI	S	Opponent	Score		
				27	A	Florida	57 84	63	A	FGCU	41 63	114	H	Mercer	61 72		
				35	A	Georgia	34 89	63	H	FGCU	47 78	145	A	Jacksonville	63 78		
												145	H	Jacksonville	42 67		
												168	A	Xavier	59 62		
												185	H	Presbyterian	49 47		
												187	A	Stetson	62 77		
												187	A	Stetson	56 74		
												187	H	Stetson	54 57		
												213	A	Gardner-Webb	56 70		
												215	A	USC Upstate	57 66		
												215	H	USC Upstate	53 61		
												269	H	Austin Peay	73 65		
												271	H	Georgia St.	62 66		
												290	A	Florida A&M	67 69		
												298	A	Jacksonville St.	52 61		
												300	H	Western Caro.	65 53		
												306	A	Wofford	59 70		
												307	A	Morehead St.	77 83		
												326	A	North Florida	70 55		
												326	H	North Florida	76 54		
												332	H	New Orleans	60 53		
												334	A	Lipscomb	68 64		
												334	H	Lipscomb	55 54		
												342	A	NJIT	82 77		
												342	H	NJIT	64 48		
LAST 12 Division I GAMES:																	
				187	A	Stetson	56 74	215	H	USC Upstate	53 61						
				334	A	Lipscomb	68 64	342	A	NJIT	82 77						
				187	A	Stetson	62 77	215	A	USC Upstate	57 66						
				63	A	FGCU	41 63	342	H	NJIT	64 48						
				326	H	North Florida	76 54	63	H	FGCU	47 78						
				145	H	Jacksonville	42 67	187	H	Stetson	54 57						

Non-Div I Games:	Thomas (GA)	70	41
------------------	-------------	----	----

Kennesaw St.

■ Loss, ■ Non-Conf, S Site, H Home A Away N Neutral

Average RPI Win:	246	WON-LOST	WINNING	LAST 10	STRENGTH OF	OPP. STRENGTH	TEAM	ADJ.	CONF.	ADJ CONF.
Average RPI Loss:	153	RECORD	PCT. RANK	GAMES	SCHEDULE	OF SCHEDULE	RPI	RPI	RPI	RPI
DIV. I ONLY	5- 23	318	2- 8	201	153	318	318	11	11	
DIV. I NON-CONF.	2- 7	280	0- 0	326	258	343	343	13	13	
TOTALS	RPI 1-25	RPI 26-50	W-L RECORDS	RPI 51-100	RPI 101-150	RPI 150+				
5- 23	0- 0	0- 0	OVERALL	1- 7	0- 9	4- 7				
5- 10	0- 0	0- 0	HOME	1- 3	0- 4	4- 3				
0- 13	0- 0	0- 0	AWAY	0- 4	0- 5	0- 4				
0- 0	0- 0	0- 0	NEUTRAL	0- 0	0- 0	0- 0				
2- 7	0- 0	0- 0	NON-CONFERENCE	0- 2	0- 1	2- 4				
2- 4	0- 0	0- 0	HOME	0- 2	0- 0	2- 2				
0- 3	0- 0	0- 0	AWAY	0- 0	0- 1	0- 2				
0- 0	0- 0	0- 0	NEUTRAL	0- 0	0- 0	0- 0				
3- 16	0- 0	0- 0	CONFERENCE	1- 5	0- 8	2- 3				
3- 6	0- 0	0- 0	HOME	1- 1	0- 4	2- 1				
0- 10	0- 0	0- 0	AWAY	0- 4	0- 4	0- 2				
0- 0	0- 0	0- 0	NEUTRAL	0- 0	0- 0	0- 0				

RPI 1-25				RPI 26-50				RPI 51-100				RPI 101+				Team's RPI: 318	
RPI	S	Opponent	Score	RPI	S	Opponent	Score	RPI	S	Opponent	Score	RPI	S	Opponent	Score		
								51	A	Ohio	52	86	106	A	Buffalo	47	63
								51	H	Ohio	54	93	106	H	Buffalo	66	77
								65	H	Ball St.	59	50	117	A	Toledo	67	73
								68	A	Central Mich.	61	81	117	H	Toledo	64	67
								80	H	Minnesota	73	85	124	A	Akron	66	78
								86	A	Eastern Mich.	60	73	124	H	Akron	60	70
								86	A	Eastern Mich.	51	72	130	A	Youngstown St.	61	91
								100	H	Wright St.	68	73	150	A	Western Mich.	52	73
													150	H	Western Mich.	53	65
													205	H	Brown	57	62
													256	A	Bowling Green	49	71
													256	H	Bowling Green	55	65
													263	H	Northern Ill.	95	85
													264	H	Cleveland St.	49	60
													283	A	Miami (OH)	52	55
													283	H	Miami (OH)	59	53
													294	H	Colgate	76	71
													299	A	Bradley	60	68
													315	A	IPFW	68	86
													323	H	North Dakota St.	75	54
LAST 12 Division I GAMES:																	
				86	A	Eastern Mich.	60	73					124	A	Akron	66	78
				106	A	Buffalo	47	63					65	H	Ball St.	59	50
				283	H	Miami (OH)	59	53					117	H	Toledo	64	67
				124	H	Akron	60	70					283	A	Miami (OH)	52	55
				51	A	Ohio	52	86					150	H	Western Mich.	53	65
				256	H	Bowling Green	55	65					263	H	Northern Ill.	95	85

Non-Div I Games: Malone 73 59

Kent St.

■ Loss,
 ■ Non-Conf,
 ■ S Site,
 ■ H Home
 ■ A Away
 N Neutral

Kentucky

Through Games Of March 12, 2016

Average RPI Win:	110	WON-LOST	WINNING	LAST 10	STRENGTH OF	OPP. STRENGTH	TEAM	ADJ.	CONF.	ADJ CONF.
Average RPI Loss:	49	RECORD	PCT. RANK	GAMES	SCHEDULE	OF SCHEDULE	RPI	RPI	RPI	RPI
DIV. I ONLY	23- 7	38	8- 2	12	15	12	12	2	2	
DIV. I NON-CONF.	11- 0	1	0- 0	101	70	8	8	2	2	
TOTALS	RPI 1-25	RPI 26-50	W-L RECORDS	RPI 51-100	RPI 101-150	RPI 150+				
23- 7	4- 3	5- 1	OVERALL	4- 2	4- 0	6- 1				
14- 2	1- 1	3- 0	HOME	2- 1	2- 0	6- 0				
7- 4	3- 1	1- 1	AWAY	2- 1	1- 0	0- 1				
2- 1	0- 1	1- 0	NEUTRAL	0- 0	1- 0	0- 0				
11- 0	2- 0	1- 0	NON-CONFERENCE	2- 0	1- 0	5- 0				
8- 0	1- 0	1- 0	HOME	1- 0	0- 0	5- 0				
3- 0	1- 0	0- 0	AWAY	1- 0	1- 0	0- 0				
0- 0	0- 0	0- 0	NEUTRAL	0- 0	0- 0	0- 0				
12- 7	2- 3	4- 1	CONFERENCE	2- 2	3- 0	1- 1				
6- 2	0- 1	2- 0	HOME	1- 1	2- 0	1- 0				
4- 4	2- 1	1- 1	AWAY	1- 1	0- 0	0- 1				
2- 1	0- 1	1- 0	NEUTRAL	0- 0	1- 0	0- 0				

RPI	S	Opponent	Score	RPI	S	Opponent	Score	RPI	S	Opponent	Score	RPI	S	Opponent	Score
4	A	South Carolina	68 78	27	A	Florida	79 85	57	A	Auburn	61 66	125	H	LSU	70 58
4	H	South Carolina	62 73	27	N	Florida	92 69	57	H	Auburn	54 47	125	N	LSU	79 71
4	N	South Carolina	63 93	28	H	Tennessee	64 63	59	A	Middle Tenn.	68 52	141	H	Arkansas	77 63
11	A	Arizona St.	68 64	35	A	Georgia	64 53	73	A	Vanderbilt	71 55	146	A	Northern Ky.	84 65
14	H	Louisville	72 54	45	H	Missouri	69 59	73	H	Vanderbilt	69 71	160	H	Alabama	73 48
19	A	Texas A&M	71 58	47	H	Duke	71 61	86	H	Eastern Mich.	89 67	176	A	Ole Miss	65 73
24	A	Mississippi St.	83 60									202	H	Colorado	86 61
												225	H	Rice	72 39
												255	H	Tennessee St.	81 39
												307	H	Morehead St.	112 57
												308	H	Jackson St.	92 24
LAST 12 Division I GAMES:															
		4 N South Carolina	63 93			24 A Mississippi St.	83 60								
		27 N Florida	92 69			73 A Vanderbilt	71 55								
		125 N LSU	79 71			125 H LSU	70 58								
		19 A Texas A&M	71 58			4 A South Carolina	68 78								
		45 H Missouri	69 59			27 A Florida	79 85								
		141 H Arkansas	77 63			73 H Vanderbilt	69 71								

Non-Div I Games:

Kentucky

■ Loss,
■ Non-Conf, S Site,
■ Home
■ Away
N Neutral

Average RPI Win: 312				Through Games Of March 17, 1980					
Average RPI Loss: 230	WON-LOST RECORD	WINNING PCT. RANK	LAST 10 GAMES	STRENGTH OF SCHEDULE	OPP. STRENGTH OF SCHEDULE	TEAM RPI	ADJ. RPI	CONF. RPI	ADJ CONF. RPI
DIV. I ONLY	9- 21	276	3- 7	339	342	322	322	31	31
DIV. I NON-CONF.	2- 9	296	0- 0	312	302	329	329	32	32
TOTALS	RPI 1-25	RPI 26-50	W-L RECORDS	RPI 51-100	RPI 101-150	RPI 150+			
9- 21	0- 1	0- 0	OVERALL	0- 0	0- 1	9- 19			
3- 11	0- 1	0- 0	HOME	0- 0	0- 0	3- 10			
6- 8	0- 0	0- 0	AWAY	0- 0	0- 1	6- 7			
0- 2	0- 0	0- 0	NEUTRAL	0- 0	0- 0	0- 2			
2- 9	0- 1	0- 0	NON-CONFERENCE	0- 0	0- 1	2- 7			
0- 5	0- 1	0- 0	HOME	0- 0	0- 0	0- 4			
2- 2	0- 0	0- 0	AWAY	0- 0	0- 1	2- 1			
0- 2	0- 0	0- 0	NEUTRAL	0- 0	0- 0	0- 2			
7- 12	0- 0	0- 0	CONFERENCE	0- 0	0- 0	7- 12			
3- 6	0- 0	0- 0	HOME	0- 0	0- 0	3- 6			
4- 6	0- 0	0- 0	AWAY	0- 0	0- 0	4- 6			
0- 0	0- 0	0- 0	NEUTRAL	0- 0	0- 0	0- 0			

RPI 1-25			
RPI	S	Opponent	Score
15	H	Florida St.	42 78
RPI 26-50			
RPI	S	Opponent	Score
RPI 51-100			
RPI	S	Opponent	Score
Team's RPI: 322			
RPI	S	Opponent	Score
106	A	Buffalo	38 55
159	A	Stony Brook	54 71
191	A	Sacred Heart	47 71
191	H	Sacred Heart	53 62
196	A	Robert Morris	53 69
196	H	Robert Morris	49 52
206	H	Sam Houston St.	56 63
236	A	Navy	68 66
237	A	Bryant	56 70
237	A	Bryant	55 63
237	H	Bryant	53 62
247	H	Columbia	74 84
250	N	Bethune-Cookman	55 68
262	A	Saint Francis (PA)	64 72
262	H	Saint Francis (PA)	75 84
276	A	Central Conn. St.	59 45
276	H	Central Conn. St.	57 65
283	N	Miami (OH)	49 68
294	H	Colgate	53 63
313	A	Fairleigh Dickinson	58 75
313	H	Fairleigh Dickinson	65 62
316	A	Mt. St. Mary's	61 51
316	H	Mt. St. Mary's	53 50
327	A	Howard	89 72
335	A	St. Francis Brooklyn	65 62
335	H	St. Francis Brooklyn	51 71
LAST 12 Division I GAMES:			
237	A	Bryant	56 70
343	H	Wagner	71 66
237	H	Bryant	53 62
196	A	Robert Morris	53 69
262	A	Saint Francis (PA)	64 72
276	H	Central Conn. St.	57 65
335	A	St. Francis Brooklyn	65 62
191	A	Sacred Heart	47 71
316	H	Mt. St. Mary's	53 50
191	H	Sacred Heart	53 62
313	H	Fairleigh Dickinson	65 62
313	A	Fairleigh Dickinson	58 75

Non-Div I Games:

LIU Brooklyn

Loss, Non-Conf, S Site, H Home A Away N Neutral

RPI	S	Opponent	Score	
342	H	NJIT	44	53
343	A	Wagner	73	63
343	H	Wagner	71	66

L
I
U
B
r
o
o
k
l
y
n

L
I
U
B
r
o
o
k
l
y
n

LIU Brooklyn

Average RPI Win:	156	WON-LOST	WINNING	LAST 10	STRENGTH OF	OPP. STRENGTH	TEAM	ADJ.	CONF.	ADJ CONF.
Average RPI Loss:	56	RECORD	PCT. RANK	GAMES	SCHEDULE	OF SCHEDULE	RPI	RPI	RPI	RPI
DIV. I ONLY	10- 21	268	2- 8	4	51	125	125	2	2	
DIV. I NON-CONF.	6- 7	176	0- 0	22	168	112	112	2	2	
TOTALS	RPI 1-25	RPI 26-50	W-L RECORDS	RPI 51-100	RPI 101-150	RPI 150+				
10- 21	0- 7	2- 4	OVERALL	0- 6	2- 3	6- 1				
6- 7	0- 2	1- 2	HOME	0- 1	1- 2	4- 0				
2- 11	0- 4	1- 2	AWAY	0- 3	1- 1	0- 1				
2- 3	0- 1	0- 0	NEUTRAL	0- 2	0- 0	2- 0				
6- 7	0- 1	0- 0	NON-CONFERENCE	0- 4	2- 2	4- 0				
4- 1	0- 0	0- 0	HOME	0- 0	1- 1	3- 0				
1- 4	0- 1	0- 0	AWAY	0- 2	1- 1	0- 0				
1- 2	0- 0	0- 0	NEUTRAL	0- 2	0- 0	1- 0				
4- 14	0- 6	2- 4	CONFERENCE	0- 2	0- 1	2- 1				
2- 6	0- 2	1- 2	HOME	0- 1	0- 1	1- 0				
1- 7	0- 3	1- 2	AWAY	0- 1	0- 0	0- 1				
1- 1	0- 1	0- 0	NEUTRAL	0- 0	0- 0	1- 0				

RPI 1-25				RPI 26-50				RPI 51-100				RPI 101+ Team's RPI: 125			
RPI	S	Opponent	Score	RPI	S	Opponent	Score	RPI	S	Opponent	Score	RPI	S	Opponent	Score
3	A	UConn	40 86	27	A	Florida	45 53	52	A	Rutgers	57 69	104	A	Little Rock	57 51
4	A	South Carolina	39 75	27	H	Florida	56 82	57	H	Auburn	53 63	112	H	Samford	44 47
12	A	Kentucky	58 70	28	H	Tennessee	57 56	60	N	Maine	41 52	135	H	Long Beach St.	59 53
12	N	Kentucky	71 79	35	A	Georgia	53 46	67	N	Purdue	52 69	141	H	Arkansas	44 48
19	A	Texas A&M	54 68	35	H	Georgia	47 58	73	A	Vanderbilt	42 58	143	A	Wake Forest	57 60
19	H	Texas A&M	35 53	45	A	Missouri	46 52	74	A	Tulane	63 67	160	A	Alabama	45 62
24	H	Mississippi St.	52 71									160	N	Alabama	58 49
												161	N	Marist	72 49
												176	H	Ole Miss	76 57
												228	H	Texas Southern	86 36
												267	H	UC Santa Barbara	68 50
												270	H	La.-Monroe	61 54
LAST 12 Division I GAMES:															
12	N	Kentucky	71 79	35	H	Georgia	47 58								
160	N	Alabama	58 49	12	A	Kentucky	58 70								
4	A	South Carolina	39 75	24	H	Mississippi St.	52 71								
27	H	Florida	56 82	57	H	Auburn	53 63								
28	H	Tennessee	57 56	45	A	Missouri	46 52								
19	A	Texas A&M	54 68	35	A	Georgia	53 46								

Non-Div I Games:

LSU

■ Loss,
 ■ Non-Conf,
 ■ S Site,
 ■ H Home
 ■ A Away
 N Neutral

Average RPI Win:	252	WON-LOST	WINNING	LAST 10	STRENGTH OF	OPP. STRENGTH	TEAM	ADJ.	CONF.	ADJ CONF.
Average RPI Loss:	131	RECORD	PCT. RANK	GAMES	SCHEDULE	OF SCHEDULE	RPI	RPI	RPI	RPI
DIV. I ONLY	5- 25	322	2- 8	123	128	281	281	7	7	
DIV. I NON-CONF.	3- 10	277	0- 0	132	276	242	242	8	8	
TOTALS	RPI 1-25	RPI 26-50	W-L RECORDS	RPI 51-100	RPI 101-150	RPI 150+				
5- 25	0- 3	0- 2	OVERALL	0- 5	1- 3	4- 12				
2- 11	0- 0	0- 2	HOME	0- 4	1- 0	1- 5				
2- 12	0- 3	0- 0	AWAY	0- 1	0- 2	2- 6				
1- 2	0- 0	0- 0	NEUTRAL	0- 0	0- 1	1- 1				
3- 10	0- 1	0- 1	NON-CONFERENCE	0- 2	0- 2	3- 4				
0- 5	0- 0	0- 1	HOME	0- 2	0- 0	0- 2				
2- 4	0- 1	0- 0	AWAY	0- 0	0- 1	2- 2				
1- 1	0- 0	0- 0	NEUTRAL	0- 0	0- 1	1- 0				
2- 15	0- 2	0- 1	CONFERENCE	0- 3	1- 1	1- 8				
2- 6	0- 0	0- 1	HOME	0- 2	1- 0	1- 3				
0- 8	0- 2	0- 0	AWAY	0- 1	0- 1	0- 4				
0- 1	0- 0	0- 0	NEUTRAL	0- 0	0- 0	0- 1				

RPI 1-25				RPI 26-50				RPI 51-100				RPI 101+ Team's RPI: 281			
RPI	S	Opponent	Score	RPI	S	Opponent	Score	RPI	S	Opponent	Score	RPI	S	Opponent	Score
18	A	Duquesne	49 74	26	H	Penn	68 78	54	A	Saint Louis	70 79	118	A	Saint Joseph's	55 64
23	A	George Washington	59 83	34	H	St. Bonaventure	63 70	55	H	Villanova	56 67	118	H	Saint Joseph's	75 70
25	A	Miami (FL)	58 86					69	H	VCU	76 84	140	N	Milwaukee	53 69
								70	H	Temple	48 77	143	A	Wake Forest	53 61
								82	H	Dayton	51 67	163	A	Fordham	44 54
												170	A	George Mason	70 79
												186	A	UMBC	29 60
												189	H	Davidson	58 66
												196	H	Robert Morris	45 76
												198	H	Richmond	43 60
												199	A	Fairfield	59 62
												214	A	Rhode Island	52 62
												214	H	Rhode Island	61 72
												224	A	Massachusetts	57 80
												224	H	Massachusetts	66 57
												224	N	Massachusetts	65 81
												240	H	North Texas	63 69
												245	A	Monmouth	65 50
												327	A	Howard	71 68
												347	N	Norfolk St.	67 59
LAST 12 Division I GAMES:															
224	N	Massachusetts	65 81	224	H	Massachusetts	66 57								
224	A	Massachusetts	57 80	69	H	VCU	76 84								
18	A	Duquesne	49 74	214	A	Rhode Island	52 62								
34	H	St. Bonaventure	63 70	118	A	Saint Joseph's	55 64								
118	H	Saint Joseph's	75 70	82	H	Dayton	51 67								
163	A	Fordham	44 54	54	A	Saint Louis	70 79								

Non-Div I Games:

La Salle

■ Loss,
■ Non-Conf,
■ S Site,
■ H Home
■ A Away
N Neutral

La.-Lafayette

Through Games Of March 12, 2016

Average RPI Win:	217	WON-LOST	WINNING	LAST 10	STRENGTH OF	OPP. STRENGTH	TEAM	ADJ.	CONF.	ADJ CONF.
Average RPI Loss:	160	RECORD	PCT. RANK	GAMES	SCHEDULE	OF SCHEDULE	RPI	RPI	RPI	RPI
DIV. I ONLY	19- 10	81	5- 5	267	180	136	136	15	15	
DIV. I NON-CONF.	5- 2	86	0- 0	324	225	147	147	14	14	
TOTALS	RPI 1-25	RPI 26-50	W-L RECORDS	RPI 51-100	RPI 101-150	RPI 150+				
19- 10	0- 0	0- 2	OVERALL	0- 0	3- 3	16- 5				
9- 3	0- 0	0- 1	HOME	0- 0	1- 1	8- 1				
7- 6	0- 0	0- 1	AWAY	0- 0	1- 1	6- 4				
3- 1	0- 0	0- 0	NEUTRAL	0- 0	1- 1	2- 0				
5- 2	0- 0	0- 0	NON-CONFERENCE	0- 0	1- 0	4- 2				
2- 0	0- 0	0- 0	HOME	0- 0	0- 0	2- 0				
1- 2	0- 0	0- 0	AWAY	0- 0	0- 0	1- 2				
2- 0	0- 0	0- 0	NEUTRAL	0- 0	1- 0	1- 0				
14- 8	0- 0	0- 2	CONFERENCE	0- 0	2- 3	12- 3				
7- 3	0- 0	0- 1	HOME	0- 0	1- 1	6- 1				
6- 4	0- 0	0- 1	AWAY	0- 0	1- 1	5- 2				
1- 1	0- 0	0- 0	NEUTRAL	0- 0	0- 1	1- 0				

RPI 1-25			RPI 26-50			RPI 51-100			RPI 101+			Team's RPI: 136
RPI	S	Opponent	Score	RPI	S	Opponent	Score	RPI	S	Opponent	Score	
				43	A	Arkansas St.	56 83					
				43	H	Arkansas St.	62 74					
LAST 12 Division I GAMES:												
				104	N	Little Rock	52 63					
				156	N	UT Arlington	59 53					
				295	H	Ga. Southern	56 49					
				271	H	Georgia St.	65 60					
				193	A	South Ala.	59 68					
				119	A	Troy	83 90					
				246	A	Texas St.	59 47					
				156	A	UT Arlington	59 42					
				104	H	Little Rock	49 58					
				43	H	Arkansas St.	62 74					
				259	A	Appalachian St.	59 76					
				270	A	La.-Monroe	71 52					
				270	H	La.-Monroe	52 40					
				271	A	Georgia St.	77 57					
				271	H	Georgia St.	65 60					
				285	A	Houston	51 52					
				295	A	Ga. Southern	56 39					
				295	H	Ga. Southern	56 49					

Non-Div I Games: Southern-N.O. 81 28 Dillard 84 36

La.-Lafayette

Loss, Non-Conf, S Site, H Home A Away N Neutral

RPI	S	Opponent	Score
296	H	Alcorn	73 61

La.-Lafayette

L
a
.
-
L
a
f
a
y
e
t
t
e

L
a
.
-
L
a
f
a
y
e
t
t
e

La.-Monroe

Through Games Of March 12, 2016

Average RPI Win:	256	WON-LOST	WINNING	LAST 10	STRENGTH OF	OPP. STRENGTH	TEAM	ADJ.	CONF.	ADJ CONF.
Average RPI Loss:	153	RECORD	PCT. RANK	GAMES	SCHEDULE	OF SCHEDULE	RPI	RPI	RPI	RPI
DIV. I ONLY	8- 17	272	3- 7	266	169	270	270	15	15	
DIV. I NON-CONF.	2- 3	201	0- 0	331	102	245	245	14	14	
TOTALS	RPI 1-25	RPI 26-50	W-L RECORDS	RPI 51-100	RPI 101-150	RPI 150+				
8- 17	0- 0	0- 2	OVERALL	0- 0	1- 8	7- 7				
5- 6	0- 0	0- 1	HOME	0- 0	1- 2	4- 3				
3- 11	0- 0	0- 1	AWAY	0- 0	0- 6	3- 4				
0- 0	0- 0	0- 0	NEUTRAL	0- 0	0- 0	0- 0				
2- 3	0- 0	0- 0	NON-CONFERENCE	0- 0	0- 3	2- 0				
1- 0	0- 0	0- 0	HOME	0- 0	0- 0	1- 0				
1- 3	0- 0	0- 0	AWAY	0- 0	0- 3	1- 0				
0- 0	0- 0	0- 0	NEUTRAL	0- 0	0- 0	0- 0				
6- 14	0- 0	0- 2	CONFERENCE	0- 0	1- 5	5- 7				
4- 6	0- 0	0- 1	HOME	0- 0	1- 2	3- 3				
2- 8	0- 0	0- 1	AWAY	0- 0	0- 3	2- 4				
0- 0	0- 0	0- 0	NEUTRAL	0- 0	0- 0	0- 0				

RPI 1-25			RPI 26-50			RPI 51-100			RPI 101+ Team's RPI: 270		
RPI	S	Opponent	Score	RPI	S	Opponent	Score	RPI	S	Opponent	Score
				43	A	Arkansas St.	43 66	104	A	Little Rock	44 56
				43	H	Arkansas St.	64 78	104	H	Little Rock	37 53
								109	A	TCU	42 80
								119	A	Troy	64 74
								119	H	Troy	77 73
								125	A	LSU	54 61
								136	A	La.-Lafayette	40 52
								136	H	La.-Lafayette	52 71
								144	A	McNeese St.	62 72
								156	A	UT Arlington	32 40
								156	H	UT Arlington	50 60
								193	A	South Ala.	67 54
								193	H	South Ala.	57 63
								246	A	Texas St.	57 63
								246	H	Texas St.	63 59
								259	A	Appalachian St.	52 64
								259	H	Appalachian St.	54 57
								271	A	Georgia St.	52 65
								271	H	Georgia St.	82 68
								295	A	Ga. Southern	50 49
								295	H	Ga. Southern	59 49
								310	H	Nicholls St.	69 57
								317	A	Southeastern La.	88 84
LAST 12 Division I GAMES:											
271	H	Georgia St.	82 68	43	H	Arkansas St.	64 78				
295	H	Ga. Southern	59 49	104	H	Little Rock	37 53				
119	A	Troy	64 74	259	A	Appalachian St.	52 64				
193	A	South Ala.	67 54	136	A	La.-Lafayette	40 52				
156	A	UT Arlington	32 40	246	H	Texas St.	63 59				
246	A	Texas St.	57 63	156	H	UT Arlington	50 60				

Non-Div I Games: LSU-Alexandria 73 42 Louisiana Col. 85 42 LSU-Shreveport 57 40 Dillard 70 46 La.-Monroe

Loss, Non-Conf, S Site, H Home A Away N Neutral

Lafayette

Through Games Of March 12, 2016

Average RPI Win:	318	WON-LOST	WINNING	LAST 10	STRENGTH OF	OPP. STRENGTH	TEAM	ADJ.	CONF.	ADJ CONF.
Average RPI Loss:	190	RECORD	PCT. RANK	GAMES	SCHEDULE	OF SCHEDULE	RPI	RPI	RPI	RPI
DIV. I ONLY	6- 23	312	2- 8	300	293	330	330	26	26	
DIV. I NON-CONF.	2- 8	290	0- 0	271	293	328	328	27	27	
TOTALS	RPI 1-25	RPI 26-50	W-L RECORDS	RPI 51-100	RPI 101-150	RPI 150+				
6- 23	0- 1	0- 1	OVERALL	0- 4	0- 0	6- 17				
4- 8	0- 1	0- 0	HOME	0- 2	0- 0	4- 5				
2- 13	0- 0	0- 1	AWAY	0- 2	0- 0	2- 10				
0- 2	0- 0	0- 0	NEUTRAL	0- 0	0- 0	0- 2				
2- 8	0- 1	0- 1	NON-CONFERENCE	0- 0	0- 0	2- 6				
2- 1	0- 1	0- 0	HOME	0- 0	0- 0	2- 0				
0- 5	0- 0	0- 1	AWAY	0- 0	0- 0	0- 4				
0- 2	0- 0	0- 0	NEUTRAL	0- 0	0- 0	0- 2				
4- 15	0- 0	0- 0	CONFERENCE	0- 4	0- 0	4- 11				
2- 7	0- 0	0- 0	HOME	0- 2	0- 0	2- 5				
2- 8	0- 0	0- 0	AWAY	0- 2	0- 0	2- 6				
0- 0	0- 0	0- 0	NEUTRAL	0- 0	0- 0	0- 0				

RPI	S	Opponent	Score	RPI	S	Opponent	Score	RPI	S	Opponent	Score	RPI	S	Opponent	Score	Team's RPI: 330
18	H	Duquesne	65 73	26	A	Penn	37 54	61	A	Army West Point	57 84	152	A	Delaware	47 67	
								61	H	Army West Point	45 78	163	A	Fordham	49 61	
								98	A	Bucknell	55 69	198	N	Richmond	46 54	
								98	H	Bucknell	59 68	203	A	Loyola Maryland	65 66	
												203	H	Loyola Maryland	51 55	
												212	A	Lehigh	74 82	
												212	H	Lehigh	65 80	
												221	A	Hartford	50 55	
												231	N	Coppin St.	57 64	
												236	A	Navy	48 64	
												236	H	Navy	58 65	
												254	A	Holy Cross	49 66	
												254	H	Holy Cross	54 57	
												273	A	American	60 51	
												273	H	American	63 59	
												294	A	Colgate	68 80	
												294	A	Colgate	55 70	
												294	H	Colgate	59 72	
												335	H	St. Francis Brooklyn	77 59	
												338	H	Saint Peter's	72 69	
												343	A	Wagner	48 69	
												344	A	Boston U.	71 64	
												344	H	Boston U.	71 56	
LAST 12 Division I GAMES:																
294	A	Colgate	68 80	236	A	Navy	48 64									
98	H	Bucknell	59 68	254	H	Holy Cross	54 57									
294	A	Colgate	55 70	344	A	Boston U.	71 64									
98	A	Bucknell	55 69	61	A	Army West Point	57 84									
212	H	Lehigh	65 80	203	H	Loyola Maryland	51 55									
273	H	American	63 59	212	A	Lehigh	74 82									

Non-Div I Games:

Lafayette

■ Loss,
 ■ Non-Conf, S Site,
 ■ Home
 ■ Away
 N Neutral

Average RPI Win:	264	WON-LOST	WINNING	LAST 10	STRENGTH OF	OPP. STRENGTH	TEAM	ADJ.	CONF.	ADJ CONF.
Average RPI Loss:	179	RECORD	PCT. RANK	GAMES	SCHEDULE	OF SCHEDULE	RPI	RPI	RPI	RPI
DIV. I ONLY	8- 19	282	4- 6	240	271	282	282	27	27	
DIV. I NON-CONF.	0- 7	338	0- 0	229	108	337	337	26	26	
TOTALS	RPI 1-25	RPI 26-50	W-L RECORDS	RPI 51-100	RPI 101-150	RPI 150+				
8- 19	0- 0	0- 2	OVERALL	1- 3	0- 4	7- 10				
5- 5	0- 0	0- 0	HOME	1- 0	0- 2	4- 3				
2- 13	0- 0	0- 2	AWAY	0- 3	0- 1	2- 7				
1- 1	0- 0	0- 0	NEUTRAL	0- 0	0- 1	1- 0				
0- 7	0- 0	0- 2	NON-CONFERENCE	0- 1	0- 0	0- 4				
0- 1	0- 0	0- 0	HOME	0- 0	0- 0	0- 1				
0- 6	0- 0	0- 2	AWAY	0- 1	0- 0	0- 3				
0- 0	0- 0	0- 0	NEUTRAL	0- 0	0- 0	0- 0				
8- 12	0- 0	0- 0	CONFERENCE	1- 2	0- 4	7- 6				
5- 4	0- 0	0- 0	HOME	1- 0	0- 2	4- 2				
2- 7	0- 0	0- 0	AWAY	0- 2	0- 1	2- 4				
1- 1	0- 0	0- 0	NEUTRAL	0- 0	0- 1	1- 0				

RPI S	Opponent	Score	RPI S	Opponent	Score	RPI S	Opponent	Score	RPI S	Opponent	Score	Team's RPI: 282
31	A Oklahoma St.	45 90	76	A Abilene Christian	62 90	133	H Northwestern St.	51 73				
45	A Missouri	57 91	76	H Abilene Christian	63 54	144	A McNeese St.	84 92				
			88	A Utah	67 71	144	H McNeese St.	69 76				
			90	A Central Ark.	49 74	144	N McNeese St.	78 88				
						175	A Loyola Chicago	71 82				
						206	A Sam Houston St.	75 78				
						206	H Sam Houston St.	76 78				
						210	A SFA	64 60				
						210	H SFA	77 79				
						227	H Canisius	55 57				
						260	A Houston Baptist	66 77				
						260	H Houston Baptist	77 70				
						260	N Houston Baptist	98 95				
						278	A Prairie View	72 80				
						309	A Northern Ariz.	63 75				
						310	A Nicholls St.	59 69				
						311	H A&M-Corpus Christi	75 70				
						317	A Southeastern La.	66 73				
						331	A Incarnate Word	67 61				
						331	H Incarnate Word	59 49				
						332	H New Orleans	79 52				
LAST 12 Division I GAMES:												
144	N McNeese St.	78 88	210	H SFA	77 79							
260	N Houston Baptist	98 95	260	A Houston Baptist	66 77							
206	A Sam Houston St.	75 78	331	H Incarnate Word	59 49							
331	A Incarnate Word	67 61	76	H Abilene Christian	63 54							
144	H McNeese St.	69 76	76	A Abilene Christian	62 90							
144	A McNeese St.	84 92	206	H Sam Houston St.	76 78							

Non-Div I Games: Howard Payne 88 50 Tex. A&M-Kingsville 82 66 Schreiner 60 41 Louisiana Col. 99 34
Lamar

Average RPI Win: 276	WON-LOST	WINNING	LAST 10	STRENGTH OF	OPP. STRENGTH	TEAM	ADJ.	CONF.	ADJ CONF.
Average RPI Loss: 160	RECORD	PCT. RANK	GAMES	SCHEDULE	OF SCHEDULE	RPI	RPI	RPI	RPI
DIV. I ONLY	17- 13	137	4- 6	307	285	212	212	26	26
DIV. I NON-CONF.	6- 4	125	0- 0	335	235	231	231	27	27
TOTALS	RPI 1-25	RPI 26-50	W-L RECORDS	RPI 51-100	RPI 101-150	RPI 150+			
17- 13	0- 0	0- 0	OVERALL	0- 6	0- 1	17- 6			
9- 6	0- 0	0- 0	HOME	0- 3	0- 1	9- 2			
8- 7	0- 0	0- 0	AWAY	0- 3	0- 0	8- 4			
0- 0	0- 0	0- 0	NEUTRAL	0- 0	0- 0	0- 0			
6- 4	0- 0	0- 0	NON-CONFERENCE	0- 1	0- 1	6- 2			
3- 2	0- 0	0- 0	HOME	0- 1	0- 1	3- 0			
3- 2	0- 0	0- 0	AWAY	0- 0	0- 0	3- 2			
0- 0	0- 0	0- 0	NEUTRAL	0- 0	0- 0	0- 0			
11- 9	0- 0	0- 0	CONFERENCE	0- 5	0- 0	11- 4			
6- 4	0- 0	0- 0	HOME	0- 2	0- 0	6- 2			
5- 5	0- 0	0- 0	AWAY	0- 3	0- 0	5- 2			
0- 0	0- 0	0- 0	NEUTRAL	0- 0	0- 0	0- 0			

RPI S	Opponent	Score	RPI S	Opponent	Score	RPI S	Opponent	Score	RPI S	Opponent	Score	Team's RPI: 212
						55	H Villanova	44 65	118	H Saint Joseph's	62 63	
						61	A Army West Point	39 63	173	H Montana	80 53	
						61	A Army West Point	46 76	182	A Illinois	67 76	
						61	H Army West Point	49 69	203	A Loyola Maryland	76 68	
						98	A Bucknell	77 80	203	H Loyola Maryland	66 48	
						98	H Bucknell	54 67	207	A Hampton	63 56	
									236	A Navy	51 48	
									236	H Navy	54 62	
									245	H Monmouth	95 88	
									254	A Holy Cross	71 77	
									254	H Holy Cross	64 48	
									254	H Holy Cross	61 58	
									273	A American	61 52	
									273	H American	55 59	
									284	A Rider	60 61	
									294	A Colgate	72 82	
									294	H Colgate	83 74	
									324	A Delaware St.	83 49	
									330	A Lafayette	80 65	
									330	H Lafayette	82 74	
									338	H Saint Peter's	74 42	
									342	A NJIT	75 47	
									344	A Boston U.	73 66	
									344	H Boston U.	72 48	
LAST 12 Division I GAMES:												
			61	A Army West Point	46 76		236	H Navy	54 62			
			254	H Holy Cross	64 48		254	A Holy Cross	71 77			
			294	A Colgate	72 82		98	H Bucknell	54 67			
			61	H Army West Point	49 69		273	A American	61 52			
			294	H Colgate	83 74		203	A Loyola Maryland	76 68			
			330	A Lafayette	80 65		344	H Boston U.	72 48			

Non-Div I Games: Kutztown 81 51

Lehigh

■ Loss,
 ■ Non-Conf,
 ■ S Site,
 ■ H Home
 ■ A Away
 N Neutral

Liberty

Through Games Of March 12, 2016

Average RPI Win:	245	WON-LOST	WINNING	LAST 10	STRENGTH OF	OPP. STRENGTH	TEAM	ADJ.	CONF.	ADJ CONF.
Average RPI Loss:	114	RECORD	PCT. RANK	GAMES	SCHEDULE	OF SCHEDULE	RPI	RPI	RPI	RPI
DIV. I ONLY	19- 11	89	7- 3	151	242	122	122	25	25	
DIV. I NON-CONF.	2- 6	272	0- 0	18	3	148	148	29	29	
TOTALS	RPI 1-25	RPI 26-50	W-L RECORDS	RPI 51-100	RPI 101-150	RPI 150+				
19- 11	0- 1	0- 4	OVERALL	1- 1	1- 1	17- 4				
9- 4	0- 0	0- 2	HOME	1- 0	1- 0	7- 2				
8- 5	0- 0	0- 2	AWAY	0- 0	0- 1	8- 2				
2- 2	0- 1	0- 0	NEUTRAL	0- 1	0- 0	2- 0				
2- 6	0- 1	0- 4	NON-CONFERENCE	1- 1	0- 0	1- 0				
1- 2	0- 0	0- 2	HOME	1- 0	0- 0	0- 0				
1- 2	0- 0	0- 2	AWAY	0- 0	0- 0	1- 0				
0- 2	0- 1	0- 0	NEUTRAL	0- 1	0- 0	0- 0				
17- 5	0- 0	0- 0	CONFERENCE	0- 0	1- 1	16- 4				
8- 2	0- 0	0- 0	HOME	0- 0	1- 0	7- 2				
7- 3	0- 0	0- 0	AWAY	0- 0	0- 1	7- 2				
2- 0	0- 0	0- 0	NEUTRAL	0- 0	0- 0	2- 0				

RPI 1-25			RPI 26-50			RPI 51-100			RPI 101+			Team's RPI: 122
RPI	S	Opponent	Score	RPI	S	Opponent	Score	RPI	S	Opponent	Score	
6	N	Ohio St.	65 75	30	A	James Madison	56 72	83	N	California	72 77	126 A UNC Asheville 51 56
				39	H	Seton Hall	56 92	92	H	Elon	72 63	126 H UNC Asheville 71 53
				47	A	Duke	41 79					174 A Radford 49 43
				49	H	North Carolina St.	53 61					174 H Radford 67 53
												174 N Radford 51 41
												185 A Presbyterian 42 60
												185 H Presbyterian 49 57
												213 A Gardner-Webb 57 61
												213 H Gardner-Webb 73 51
												251 A High Point 73 68
												251 H High Point 56 43
												253 A Campbell 62 52
												253 H Campbell 67 55
												259 A Appalachian St. 74 68
												287 A Coastal Caro. 65 63
												287 H Coastal Caro. 51 58
												288 A Charleston So. 59 49
												288 H Charleston So. 51 40
												288 N Charleston So. 68 53
												314 A Longwood 72 67
												314 H Longwood 67 47
												328 A Winthrop 59 42
												328 H Winthrop 77 61
LAST 12 Division I GAMES:												
				174	N	Radford	51 41					287 H Coastal Caro. 51 58
				288	N	Charleston So.	68 53					126 A UNC Asheville 51 56
				185	H	Presbyterian	49 57					253 H Campbell 67 55
				328	A	Winthrop	59 42					174 H Radford 67 53
				314	H	Longwood	67 47					288 A Charleston So. 59 49
				251	A	High Point	73 68					251 H High Point 56 43

Non-Div I Games: Shepherd 69 57

Liberty

Loss, Non-Conf, S Site, H Home A Away N Neutral

Average RPI Win:	306	WON-LOST	WINNING	LAST 10	STRENGTH OF	OPP. STRENGTH	TEAM	ADJ.	CONF.	ADJ CONF.
Average RPI Loss:	195	RECORD	PCT. RANK	GAMES	SCHEDULE	OF SCHEDULE	RPI	RPI	RPI	RPI
DIV. I ONLY	4- 25	329	2- 8	226	319	334	334	29	29	
DIV. I NON-CONF.	2- 12	311	0- 0	198	333	309	309	28	28	
TOTALS	RPI 1-25	RPI 26-50	W-L RECORDS	RPI 51-100	RPI 101-150	RPI 150+				
4- 25	0- 0	0- 1	OVERALL	0- 5	0- 3	4- 16				
3- 11	0- 0	0- 1	HOME	0- 3	0- 1	3- 6				
1- 13	0- 0	0- 0	AWAY	0- 2	0- 2	1- 9				
0- 1	0- 0	0- 0	NEUTRAL	0- 0	0- 0	0- 1				
2- 12	0- 0	0- 1	NON-CONFERENCE	0- 3	0- 0	2- 8				
1- 6	0- 0	0- 1	HOME	0- 2	0- 0	1- 3				
1- 5	0- 0	0- 0	AWAY	0- 1	0- 0	1- 4				
0- 1	0- 0	0- 0	NEUTRAL	0- 0	0- 0	0- 1				
2- 13	0- 0	0- 0	CONFERENCE	0- 2	0- 3	2- 8				
2- 5	0- 0	0- 0	HOME	0- 1	0- 1	2- 3				
0- 8	0- 0	0- 0	AWAY	0- 1	0- 2	0- 5				
0- 0	0- 0	0- 0	NEUTRAL	0- 0	0- 0	0- 0				

RPI S	Opponent	Score	RPI S	Opponent	Score	RPI S	Opponent	Score	RPI S	Opponent	Score	Team's RPI: 334
38	H Western Ky.	56 64	63	A FGCU	52 91	145	A Jacksonville	51 81				
			63	H FGCU	39 71	145	A Jacksonville	51 80				
			65	H Ball St.	60 72	145	H Jacksonville	55 76				
			77	H Belmont	68 90	160	A Alabama	49 68				
			100	A Wright St.	65 92	187	A Stetson	75 79				
						187	H Stetson	62 83				
						203	H Loyola Maryland	52 57				
						215	A USC Upstate	71 93				
						215	H USC Upstate	54 81				
						228	N Texas Southern	62 66				
						233	H Southeast Mo. St.	69 84				
						255	A Tennessee St.	65 77				
						261	H Murray St.	93 85				
						279	A Tennessee Tech	70 81				
						289	A Kennesaw St.	54 55				
						289	H Kennesaw St.	64 68				
						295	A Ga. Southern	66 55				
						307	H Morehead St.	77 92				
						308	A Jackson St.	52 53				
						326	A North Florida	70 78				
						326	H North Florida	78 71				
						342	A NJIT	51 61				
						342	H NJIT	63 49				
LAST 12 Division I GAMES:												
145	A Jacksonville	51 80	342	H NJIT	63 49							
289	H Kennesaw St.	64 68	215	A USC Upstate	71 93							
63	A FGCU	52 91	342	A NJIT	51 61							
187	A Stetson	75 79	215	H USC Upstate	54 81							
145	H Jacksonville	55 76	187	H Stetson	62 83							
326	H North Florida	78 71	63	H FGCU	39 71							

Non-Div I Games: North Ala. 88 67

Lipscomb

■ Loss,
 ■ Non-Conf,
 ■ S Site,
 ■ Home
 ■ A Away
 N Neutral

THROUGH GAMES OF MARCH 11, 1910				THROUGH GAMES OF MARCH 11, 1910						
Average RPI Win: 203		WON-LOST	WINNING	LAST 10	STRENGTH OF	OPP. STRENGTH	TEAM	ADJ.	CONF.	ADJ CONF.
Average RPI Loss: 100		RECORD	PCT. RANK	GAMES	SCHEDULE	OF SCHEDULE	RPI	RPI	RPI	RPI
DIV. I ONLY		20- 12	100	9- 1	117	132	104	104	15	15
DIV. I NON-CONF.		2- 7	280	0- 0	31	5	183	183	14	14

TOTALS	RPI 1-25		RPI 26-50		W-L RECORDS		RPI 51-100		RPI 101-150	RPI 150+
20- 12	0- 2		1- 2		OVERALL		0- 2		5- 4	14- 2
10- 5	0- 1		1- 0		HOME		0- 1		2- 2	7- 1
8- 6	0- 1		0- 2		AWAY		0- 1		2- 1	6- 1
2- 1	0- 0		0- 0		NEUTRAL		0- 0		1- 1	1- 0
2- 7	0- 2		0- 1		NON-CONFERENCE		0- 2		2- 1	0- 1
1- 4	0- 1		0- 0		HOME		0- 1		1- 1	0- 1
1- 3	0- 1		0- 1		AWAY		0- 1		1- 0	0- 0
0- 0	0- 0		0- 0		NEUTRAL		0- 0		0- 0	0- 0
18- 5	0- 0		1- 1		CONFERENCE		0- 0		3- 3	14- 1
9- 1	0- 0		1- 0		HOME		0- 0		1- 1	7- 0
7- 3	0- 0		0- 1		AWAY		0- 0		1- 1	6- 1
2- 1	0- 0		0- 0		NEUTRAL		0- 0		1- 1	1- 0

[illegible]

Non-Div I Games:

Little Rock

Loss, Non-Conf, S Site, H Home A Away N Neutral

Average RPI Win:	245	WON-LOST	WINNING	LAST 10	STRENGTH OF	OPP. STRENGTH	TEAM	ADJ.	CONF.	ADJ CONF.
Average RPI Loss:	88	RECORD	PCT. RANK	GAMES	SCHEDULE	OF SCHEDULE	RPI	RPI	RPI	RPI
DIV. I ONLY	24- 8	45	7- 3	324	171	135	135	22	22	
DIV. I NON-CONF.	11- 3	54	0- 0	321	69	125	125	21	21	
TOTALS	RPI 1-25	RPI 26-50	W-L RECORDS	RPI 51-100	RPI 101-150	RPI 150+				
24- 8	0- 0	1- 0	OVERALL	0- 4	1- 4	22- 0				
11- 3	0- 0	1- 0	HOME	0- 2	0- 1	10- 0				
10- 4	0- 0	0- 0	AWAY	0- 2	0- 2	10- 0				
3- 1	0- 0	0- 0	NEUTRAL	0- 0	1- 1	2- 0				
11- 3	0- 0	1- 0	NON-CONFERENCE	0- 2	1- 1	9- 0				
5- 1	0- 0	1- 0	HOME	0- 1	0- 0	4- 0				
4- 2	0- 0	0- 0	AWAY	0- 1	0- 1	4- 0				
2- 0	0- 0	0- 0	NEUTRAL	0- 0	1- 0	1- 0				
13- 5	0- 0	0- 0	CONFERENCE	0- 2	0- 3	13- 0				
6- 2	0- 0	0- 0	HOME	0- 1	0- 1	6- 0				
6- 2	0- 0	0- 0	AWAY	0- 1	0- 1	6- 0				
1- 1	0- 0	0- 0	NEUTRAL	0- 0	0- 1	1- 0				

RPI S	Opponent	Score	RPI S	Opponent	Score	RPI S	Opponent	Score	RPI S	Opponent	Score	Team's RPI: 135
			37 H	UTEP	47 40	56 A	Southern California	43 69	105 A	Hawaii	42 60	
						66 A	UC Riverside	58 83	105 H	Hawaii	55 67	
						66 H	UC Riverside	60 78	105 N	Hawaii	60 76	
						72 H	San Francisco	52 66	125 A	LSU	53 59	
									133 N	Northwestern St.	60 59	
									166 A	UC Davis	75 62	
									166 H	UC Davis	74 64	
									178 A	Pacific	68 60	
									190 A	Cal Poly	61 56	
									190 H	Cal Poly	65 53	
									190 N	Cal Poly	54 52	
									202 H	Colorado	59 42	
									211 H	UNLV	67 63	
									238 H	San Diego St.	74 54	
									267 A	UC Santa Barbara	58 55	
									267 H	UC Santa Barbara	60 52	
									272 A	Seattle	69 57	
									285 A	Houston	47 41	
									302 A	CSUN	79 69	
									302 H	CSUN	74 71	
									303 A	Denver	48 41	
									309 N	Northern Ariz.	69 48	
									321 H	Portland St.	89 71	
									336 A	UC Irvine	71 65	
									336 H	UC Irvine	67 49	
									339 A	Cal St. Fullerton	82 61	
LAST 12 Division I GAMES:												
			105 N	Hawaii	60 76	267 A	UC Santa Barbara	58 55				
			190 N	Cal Poly	54 52	66 A	UC Riverside	58 83				
			302 A	CSUN	79 69	267 H	UC Santa Barbara	60 52				
			166 H	UC Davis	74 64	105 A	Hawaii	42 60				
			336 H	UC Irvine	67 49	302 H	CSUN	74 71				
			190 A	Cal Poly	61 56	190 H	Cal Poly	65 53				

Non-Div I Games:

Long Beach St.

■ Loss,
 ■ Non-Conf,
 ■ S Site,
 ■ Home
 ■ Away
 N Neutral

RPI	S	Opponent	Score
339	H	Cal St. Fullerton	62 57

Long Beach St.

L
o
n
g
B
e
a
c
h
S
t
.

L
o
n
g
B
e
a
c
h
S
t
.

Average RPI Win: 299	WON-LOST	WINNING	LAST 10	STRENGTH OF	OPP. STRENGTH	TEAM	ADJ.	CONF.	ADJ CONF.
Average RPI Loss: 187	RECORD	PCT. RANK	GAMES	SCHEDULE	OF SCHEDULE	RPI	RPI	RPI	RPI
DIV. I ONLY	6- 22	311	2- 8	246	300	314	314	25	25
DIV. I NON-CONF.	1- 6	311	0- 0	164	136	283	283	29	29
TOTALS	RPI 1-25	RPI 26-50	W-L RECORDS	RPI 51-100	RPI 101-150	RPI 150+			
6- 22	0- 2	0- 1	OVERALL	0- 0	0- 5	6- 14			
4- 7	0- 0	0- 0	HOME	0- 0	0- 2	4- 5			
2- 14	0- 0	0- 0	AWAY	0- 0	0- 1	2- 0			
0- 1	0- 0	0- 0	NEUTRAL	0- 0	0- 0	0- 1			
1- 6	0- 2	0- 1	NON-CONFERENCE	0- 0	0- 1	1- 2			
1- 0	0- 0	0- 0	HOME	0- 0	0- 0	1- 0			
0- 6	0- 2	0- 1	AWAY	0- 0	0- 1	0- 2			
0- 0	0- 0	0- 0	NEUTRAL	0- 0	0- 0	0- 0			
5- 16	0- 0	0- 0	CONFERENCE	0- 0	0- 4	5- 12			
3- 7	0- 0	0- 0	HOME	0- 0	0- 2	3- 5			
2- 8	0- 0	0- 0	AWAY	0- 0	0- 2	2- 6			
0- 1	0- 0	0- 0	NEUTRAL	0- 0	0- 0	0- 1			

RPI 1-25				RPI 26-50				RPI 51-100				RPI 101+ Team's RPI: 314			
RPI	S	Opponent	Score	RPI	S	Opponent	Score	RPI	S	Opponent	Score	RPI	S	Opponent	Score
5	A	Oregon St.	45 110	30	A	James Madison	30 88					111	A	Virginia	46 81
22	A	West Virginia	43 74									122	A	Liberty	47 67
												122	H	Liberty	67 72
												126	A	UNC Asheville	42 81
												126	H	UNC Asheville	54 61
												174	A	Radford	64 80
												174	H	Radford	67 79
												185	A	Presbyterian	49 75
												185	H	Presbyterian	38 59
												213	A	Gardner-Webb	42 67
												213	H	Gardner-Webb	62 59
												251	A	High Point	68 79
												251	H	High Point	70 89
												253	A	Campbell	65 72
												253	H	Campbell	56 73
												287	A	Coastal Caro.	56 48
												287	H	Coastal Caro.	84 76
												288	A	Charleston So.	58 66
												288	H	Charleston So.	54 63
												288	N	Charleston So.	50 72
												312	A	UNCG	60 81
												324	A	Delaware St.	63 88
												328	A	Winthrop	63 60
												328	H	Winthrop	67 60
												348	H	N.C. Central	60 49
LAST 12 Division I GAMES:															
		288 N Charleston So.	50 72			253 A Campbell	65 72								
		213 H Gardner-Webb	62 59			126 H UNC Asheville	54 61								
		287 H Coastal Caro.	84 76			288 A Charleston So.	58 66								
		122 A Liberty	47 67			185 A Presbyterian	49 75								
		174 A Radford	64 80			328 H Winthrop	67 60								
		251 H High Point	70 89			122 H Liberty	67 72								

Non-Div I Games: Notre Dame (MD) 83 32 N.C. Wesleyan 100 57

Longwood

■ Loss,
 ■ Non-Conf,
 ■ S Site,
 ■ Home
 ■ A Away
 N Neutral

DIV. I ONLY	13- 16	202	3- 7	189	123	208	208	13	13
DIV. I NON-CONF.	4- 6	201	0- 0	196	159	226	226	11	11
<hr/>									
TOTALS	RPI 1-25		RPI 26-50	W-L RECORDS	RPI 51-100	RPI 101-150		RPI 150+	
13- 16	0- 2		0- 3	OVERALL	0- 2	2- 3		11- 6	
8- 6	0- 1		0- 2	HOME	0- 0	1- 2		7- 1	
4- 8	0- 0		0- 0	AWAY	0- 2	1- 0		3- 0	
1- 2	0- 1		0- 0	NEUTRAL	0- 0	0- 0		1- 1	
4- 6	0- 2		0- 0	NON-CONFERENCE	0- 0	1- 2		3- 2	
2- 3	0- 1		0- 0	HOME	0- 0	1- 1		1- 1	
1- 2	0- 0		0- 0	AWAY	0- 0	0- 1		1- 1	
1- 1	0- 1		0- 0	NEUTRAL	0- 0	0- 0		1- 0	
9- 10	0- 0		0- 3	CONFERENCE	0- 2	1- 1		8- 4	
6- 3	0- 0		0- 2	HOME	0- 0	0- 1		6- 0	
3- 6	0- 0		0- 1	AWAY	0- 2	1- 0		2- 3	
0- 1	0- 0		0- 0	NEUTRAL	0- 0	0- 0		0- 1	

RPI 1-25					
RPI	S	Opponent	Score		
10	N	UCLA	57	68	
24	H	Mississippi St.	63	93	
RPI 26-50					
RPI	S	Opponent	Score		
37	A	UTEP	80	86	
37	H	UTEP	65	72	
38	H	Western Ky.	58	69	
RPI 51-100					
RPI	S	Opponent	Score		
59	A	Middle Tenn.	57	68	
89	A	Charlotte	58	63	
RPI 101+					
RPI	S	Opponent	Score		
127	A	Arizona	67	77	
128	H	Marshall	52	54	
129	A	Old Dominion	69	51	
136	H	La.-Lafayette	79	62	
144	H	McNeese St.	71	74	
155	A	UAB	49	64	
179	H	Fla. Atlantic	65	62	
188	A	Southern Miss.	59	69	
188	H	Southern Miss.	72	37	
200	A	Wisconsin	65	79	
210	H	SFA	76	44	
225	A	Rice	77	84	
225	H	Rice	63	61	
225	N	Rice	67	72	
240	A	North Texas	78	67	
240	H	North Texas	77	71	
268	A	UTSA	82	72	
268	H	UTSA	75	66	
278	H	Prairie View	68	77	
303	N	Denver	58	53	
304	H	FIU	82	63	
310	A	Nicholls St.	58	55	

L
o
u
i
s
i
a
n
a
T
e
c
h

L
o
u
i
s
i
a
n
a
T
e
c
h

Non-Div I Games:	Loyola (LA)	76	40
------------------	-------------	----	----

Louisiana Tech

■ Loss, ■ Non-Conf, S Site, H Home A Away N Neutral

Louisville

Through Games Of March 12, 2016

Average RPI Win:	119	WON-LOST	WINNING	LAST 10	STRENGTH OF	OPP. STRENGTH	TEAM	ADJ.	CONF.	ADJ CONF.
Average RPI Loss:	42	RECORD	PCT. RANK	GAMES	SCHEDULE	OF SCHEDULE	RPI	RPI	RPI	RPI
DIV. I ONLY	25- 7	31	8- 2	25	22	14	14	4	4	
DIV. I NON-CONF.	9- 5	108	1- 0	63	23	64	64	5	5	
TOTALS	RPI 1-25	RPI 26-50	W-L RECORDS	RPI 51-100	RPI 101-150	RPI 150+				
25- 7	5- 3	2- 1	OVERALL	2- 3	9- 0	7- 0				
12- 2	2- 1	1- 0	HOME	0- 1	6- 0	3- 0				
11- 2	3- 1	1- 1	AWAY	1- 0	3- 0	3- 0				
2- 3	0- 1	0- 0	NEUTRAL	1- 2	0- 0	1- 0				
9- 5	2- 1	0- 1	NON-CONFERENCE	0- 3	2- 0	5- 0				
5- 1	1- 0	0- 0	HOME	0- 1	2- 0	2- 0				
3- 2	1- 1	0- 1	AWAY	0- 0	0- 0	2- 0				
1- 2	0- 0	0- 0	NEUTRAL	0- 2	0- 0	1- 0				
16- 2	3- 2	2- 0	CONFERENCE	2- 0	7- 0	2- 0				
7- 1	1- 1	1- 0	HOME	0- 0	4- 0	1- 0				
8- 0	2- 0	1- 0	AWAY	1- 0	3- 0	1- 0				
1- 1	0- 1	0- 0	NEUTRAL	1- 0	0- 0	0- 0				

RPI	S	Opponent	Score	RPI	S	Opponent	Score	RPI	S	Opponent	Score	RPI	S	Opponent	Score
1	H	Notre Dame	61 66	38	A	Western Ky.	69 71	67	N	Purdue	60 62	108	H	UT Martin	88 66
12	A	Kentucky	54 72	47	H	Duke	65 48	71	A	Georgia Tech	78 65	111	A	Virginia	59 41
13	A	Syracuse	71 53	49	A	North Carolina St.	92 90	71	N	Georgia Tech	60 50	111	H	Virginia	74 59
13	N	Syracuse	75 80					82	N	Dayton	66 79	120	A	Boston College	55 45
15	H	Florida St.	79 69					83	H	California	71 75	123	H	Virginia Tech	56 45
17	A	Michigan St.	85 78									131	H	IUPUI	70 61
20	H	South Fla.	67 50									132	A	Pittsburgh	84 61
25	A	Miami (FL)	79 51									132	H	Pittsburgh	65 36
												143	H	Wake Forest	78 54
												153	A	North Carolina	78 60
												161	N	Marist	65 53
												217	H	Dartmouth	94 52
												226	A	Col. of Charleston	71 67
												239	H	Valparaiso	75 42
												252	H	Clemson	75 33
												279	A	Tennessee Tech	76 54
LAST 12 Division I GAMES:															
		13 N Syracuse	75 80			20 H South Fla.	67 50								
		71 N Georgia Tech	60 50			132 A Pittsburgh	84 61								
		132 H Pittsburgh	65 36			1 H Notre Dame	61 66								
		25 A Miami (FL)	79 51			153 A North Carolina	78 60								
		120 A Boston College	55 45			143 H Wake Forest	78 54								
		111 H Virginia	74 59			252 H Clemson	75 33								

Non-Div I Games:

Louisville

■ Loss,
 ■ Non-Conf, S Site,
 ■ Home
 ■ Away
 N Neutral

Loyola Chicago

Through Games Of March 12, 2016

Average RPI Win:	246	WON-LOST	WINNING	LAST 10	STRENGTH OF	OPP. STRENGTH	TEAM	ADJ.	CONF.	ADJ CONF.
Average RPI Loss:	115	RECORD	PCT. RANK	GAMES	SCHEDULE	OF SCHEDULE	RPI	RPI	RPI	RPI
DIV. I ONLY	14- 16	188	4- 6	164	162	175	175	21	21	
DIV. I NON-CONF.	4- 7	222	0- 0	77	22	151	151	17	17	
TOTALS	RPI 1-25	RPI 26-50	W-L RECORDS	RPI 51-100	RPI 101-150	RPI 150+				
14- 16	0- 3	1- 0	OVERALL	1- 5	2- 5	10- 3				
7- 7	0- 1	0- 0	HOME	1- 2	1- 3	5- 1				
7- 8	0- 2	1- 0	AWAY	0- 3	1- 1	5- 2				
0- 1	0- 0	0- 0	NEUTRAL	0- 0	0- 1	0- 0				
4- 7	0- 3	1- 0	NON-CONFERENCE	0- 2	0- 2	3- 0				
1- 4	0- 1	0- 0	HOME	0- 1	0- 2	1- 0				
3- 3	0- 2	1- 0	AWAY	0- 1	0- 0	2- 0				
0- 0	0- 0	0- 0	NEUTRAL	0- 0	0- 0	0- 0				
10- 9	0- 0	0- 0	CONFERENCE	1- 3	2- 3	7- 3				
6- 3	0- 0	0- 0	HOME	1- 1	1- 1	4- 1				
4- 5	0- 0	0- 0	AWAY	0- 2	1- 1	3- 2				
0- 1	0- 0	0- 0	NEUTRAL	0- 0	0- 1	0- 0				

RPI 1-25				RPI 26-50				RPI 51-100				RPI 101+ Team's RPI: 175			
RPI	S	Opponent	Score	RPI	S	Opponent	Score	RPI	S	Opponent	Score	RPI	S	Opponent	Score
17	A	Michigan St.	47 76	29	A	DePaul	88 75	68	H	Central Mich.	59 68	101	H	Northwestern	72 81
21	A	Green Bay	51 65					71	A	Georgia Tech	77 84	110	A	Drake	61 91
25	H	Miami (FL)	50 77					87	A	Missouri St.	81 91	110	H	Drake	65 81
								87	H	Missouri St.	62 73	138	A	Southern Ill.	69 68
								91	A	UNI	52 63	138	H	Southern Ill.	83 59
								91	H	UNI	64 60	138	N	Southern Ill.	64 73
												150	H	Western Mich.	45 68
												225	A	Rice	57 50
												229	A	Indiana St.	48 62
												229	H	Indiana St.	71 74
												282	H	Lamar	82 71
												299	A	Bradley	67 54
												299	H	Bradley	69 63
												301	A	Wichita St.	62 65
												301	H	Wichita St.	60 55
												320	A	Illinois St.	57 41
												320	H	Illinois St.	73 61
												329	A	Evansville	63 49
												329	H	Evansville	67 54
												340	A	Eastern Ill.	86 75
LAST 12 Division I GAMES:															
		138 N Southern Ill.	64 73			301 A Wichita St.	62 65								
		299 H Bradley	69 63			87 A Missouri St.	81 91								
		91 A UNI	52 63			329 H Evansville	67 54								
		110 A Drake	61 91			138 H Southern Ill.	83 59								
		229 H Indiana St.	71 74			110 H Drake	65 81								
		320 H Illinois St.	73 61			91 H UNI	64 60								

Non-Div I Games:

Loyola Chicago

■ Loss,
 ■ Non-Conf,
 ■ S Site,
 ■ Home
 ■ A Away
 N Neutral

Loyola Maryland

Through Games Of March 12, 2016

Average RPI Win:	285	WON-LOST	WINNING	LAST 10	STRENGTH OF	OPP. STRENGTH	TEAM	ADJ.	CONF.	ADJ CONF.
Average RPI Loss:	151	RECORD	PCT. RANK	GAMES	SCHEDULE	OF SCHEDULE	RPI	RPI	RPI	RPI
DIV. I ONLY	16- 16	165	7- 3	227	312	203	203	26	26	
DIV. I NON-CONF.	3- 8	258	0- 0	286	318	286	286	27	27	
TOTALS	RPI 1-25	RPI 26-50	W-L RECORDS	RPI 51-100	RPI 101-150	RPI 150+				
16- 16	0- 1	0- 0	OVERALL	1- 6	0- 1	15- 8				
8- 6	0- 0	0- 0	HOME	0- 2	0- 0	8- 4				
7- 10	0- 1	0- 0	AWAY	0- 4	0- 1	7- 4				
1- 0	0- 0	0- 0	NEUTRAL	1- 0	0- 0	0- 0				
3- 8	0- 1	0- 0	NON-CONFERENCE	0- 1	0- 1	3- 5				
1- 3	0- 0	0- 0	HOME	0- 0	0- 0	1- 3				
2- 5	0- 1	0- 0	AWAY	0- 1	0- 1	2- 2				
0- 0	0- 0	0- 0	NEUTRAL	0- 0	0- 0	0- 0				
13- 8	0- 0	0- 0	CONFERENCE	1- 5	0- 0	12- 3				
7- 3	0- 0	0- 0	HOME	0- 2	0- 0	7- 1				
5- 5	0- 0	0- 0	AWAY	0- 3	0- 0	5- 2				
1- 0	0- 0	0- 0	NEUTRAL	1- 0	0- 0	0- 0				

RPI 1-25			RPI 26-50			RPI 51-100			RPI 101+ Team's RPI: 203		
RPI	S	Opponent	Score	RPI	S	Opponent	Score	RPI	S	Opponent	Score
8	A	Maryland	47 97					55	A	Villanova	55 67
								61	A	Army West Point	37 70
								61	A	Army West Point	51 69
								61	H	Army West Point	44 52
								98	A	Bucknell	64 71
								98	H	Bucknell	42 64
								98	N	Bucknell	65 53
								212	A	Lehigh	48 66
								212	H	Lehigh	68 76
								219	H	William & Mary	61 62
								236	A	Navy	38 45
								236	H	Navy	51 38
								236	H	Navy	44 42
								247	A	Columbia	53 63
								254	A	Holy Cross	59 49
								254	H	Holy Cross	58 45
								273	A	American	55 50
								273	H	American	52 46
								294	A	Colgate	65 49
								294	H	Colgate	55 38
								316	A	Mt. St. Mary's	65 63
								330	A	Lafayette	55 51
								330	H	Lafayette	66 65
								334	A	Lipscomb	57 52
								335	A	St. Francis Brooklyn	54 64
								344	A	Boston U.	67 46
								344	H	Boston U.	63 54
								347	H	Norfolk St.	75 67
LAST 12 Division I GAMES:											
61	A	Army West Point	51 69	294	H	Colgate	55 38				
98	N	Bucknell	65 53	98	H	Bucknell	42 64				
236	H	Navy	44 42	344	A	Boston U.	67 46				
254	H	Holy Cross	58 45	236	A	Navy	38 45				
273	A	American	55 50	61	H	Army West Point	44 52				
254	A	Holy Cross	59 49	212	H	Lehigh	68 76				

Non-Div I Games:

Loyola Maryland

Loss, Non-Conf, S Site, H Home A Away N Neutral

Before March 11, 2016				Through Games Of March 11, 2016						
Average RPI Win:	266	WON-LOST	WINNING	LAST 10	STRENGTH OF	OPP. STRENGTH	TEAM	ADJ.	CONF.	ADJ CONF.
Average RPI Loss:	104	RECORD	PCT. RANK	GAMES	SCHEDULE	OF SCHEDULE	RPI	RPI	RPI	RPI
DIV. I ONLY	11- 20	255	4- 6	213	100	244	244	8	8	
DIV. I NON-CONF.	4- 7	222	0- 0	336	197	298	298	9	9	
TOTALS	RPI 1-25	RPI 26-50	W-L RECORDS	RPI 51-100	RPI 101-150	RPI 150+				
11- 20	0- 2	0- 1	OVERALL	0- 10	0- 3	11- 4				
5- 8	0- 1	0- 0	HOME	0- 4	0- 1	5- 2				
4- 11	0- 1	0- 1	AWAY	0- 5	0- 2	4- 2				
2- 1	0- 0	0- 0	NEUTRAL	0- 1	0- 0	2- 0				
4- 7	0- 0	0- 1	NON-CONFERENCE	0- 1	0- 1	4- 4				
2- 2	0- 0	0- 0	HOME	0- 0	0- 0	2- 2				
1- 5	0- 0	0- 1	AWAY	0- 1	0- 1	1- 2				
1- 0	0- 0	0- 0	NEUTRAL	0- 0	0- 0	1- 0				
7- 13	0- 2	0- 0	CONFERENCE	0- 9	0- 2	7- 0				
3- 6	0- 1	0- 0	HOME	0- 4	0- 1	3- 0				
3- 6	0- 1	0- 0	AWAY	0- 4	0- 1	3- 0				
1- 1	0- 0	0- 0	NEUTRAL	0- 1	0- 0	1- 0				

RPI 1-25				RPI 26-50				RPI 51-100				RPI 101+				Team's RPI: 244	
RPI	S	Opponent	Score	RPI	S	Opponent	Score	RPI	S	Opponent	Score	RPI	S	Opponent	Score		
16	A	BYU	61 75	45	A	Missouri	48 80	53	A	St. Mary's (CA)	57 72	105	A	Hawaii	51 65		
16	H	BYU	75 82					53	H	St. Mary's (CA)	81 91	116	A	Gonzaga	68 83		
								53	N	St. Mary's (CA)	71 85	116	H	Gonzaga	59 66		
								64	A	Santa Clara	41 68	178	A	Pacific	63 60		
								64	H	Santa Clara	56 57	178	H	Pacific	96 88		
								66	A	UC Riverside	62 80	190	A	Cal Poly	58 70		
								72	A	San Francisco	72 81	202	A	Colorado	81 92		
								72	H	San Francisco	73 75	238	H	San Diego St.	92 65		
								81	A	San Diego	58 82	266	A	Pepperdine	83 77		
								81	H	San Diego	67 75	266	H	Pepperdine	79 69		
												267	A	UC Santa Barbara	70 63		
												272	H	Seattle	69 78		
												292	A	Portland	77 62		
												292	H	Portland	62 52		
												292	N	Portland	85 72		
												325	N	Nevada	69 58		
												336	H	UC Irvine	95 50		
												339	H	Cal St. Fullerton	73 75		
LAST 12 Division I GAMES:																	
				53	N	St. Mary's (CA)	71 85	178	H	Pacific	96 88						
				292	N	Portland	85 72	292	A	Portland	77 62						
				266	A	Pepperdine	83 77	116	A	Gonzaga	68 83						
				72	A	San Francisco	72 81	81	H	San Diego	67 75						
				64	A	Santa Clara	41 68	16	H	BYU	75 82						
				53	H	St. Mary's (CA)	81 91	81	A	San Diego	58 82						

Non-Div I Games:

Loyola Marymount

Loss, Non-Conf, S Site, H Home A Away N Neutral

Average RPI Win:	212	WON-LOST	WINNING	LAST 10	STRENGTH OF	OPP. STRENGTH	TEAM	ADJ.	CONF.	ADJ CONF.
Average RPI Loss:	93	RECORD	PCT. RANK	GAMES	SCHEDULE	OF SCHEDULE	RPI	RPI	RPI	RPI
DIV. I ONLY	25- 8	43	9- 1	187	152	60	60	16	16	
DIV. I NON-CONF.	8- 6	136	0- 0	246	47	123	123	18	18	
TOTALS	RPI 1-25	RPI 26-50	W-L RECORDS	RPI 51-100	RPI 101-150	RPI 150+				
25- 8	0- 0	1- 2	OVERALL	2- 3	1- 1	21- 2				
11- 0	0- 0	1- 0	HOME	0- 0	0- 0	10- 0				
10- 7	0- 0	0- 2	AWAY	1- 2	0- 1	9- 2				
4- 1	0- 0	0- 0	NEUTRAL	1- 1	1- 0	2- 0				
8- 6	0- 0	0- 0	NON-CONFERENCE	2- 3	1- 1	5- 2				
3- 0	0- 0	0- 0	HOME	0- 0	0- 0	3- 0				
3- 5	0- 0	0- 0	AWAY	1- 2	0- 1	2- 2				
2- 1	0- 0	0- 0	NEUTRAL	1- 1	1- 0	0- 0				
17- 2	0- 0	1- 2	CONFERENCE	0- 0	0- 0	16- 0				
8- 0	0- 0	1- 0	HOME	0- 0	0- 0	7- 0				
7- 2	0- 0	0- 2	AWAY	0- 0	0- 0	7- 0				
2- 0	0- 0	0- 0	NEUTRAL	0- 0	0- 0	2- 0				

RPI 1-25				RPI 26-50				RPI 51-100				Team's RPI: 60	RPI 101+			
RPI	S	Opponent	Score	RPI	S	Opponent	Score	RPI	S	Opponent	Score		RPI	S	Opponent	Score
				44	A	Albany (NY)	59 64	67	A	Purdue	33 56		120	A	Boston College	48 55
				44	A	Albany (NY)	58 59	80	A	Minnesota	64 91		125	N	LSU	52 41
				44	H	Albany (NY)	65 53	82	N	Dayton	37 58		151	A	Northeastern	44 56
								87	N	Missouri St.	69 65		153	A	North Carolina	58 59
								96	A	Harvard	64 53		159	A	Stony Brook	60 43
													159	H	Stony Brook	55 52
													159	N	Stony Brook	51 48
													186	A	UMBC	72 38
													186	H	UMBC	65 55
													217	A	Dartmouth	59 41
													221	A	Hartford	50 44
													221	H	Hartford	61 43
													223	A	Binghamton	52 38
													223	H	Binghamton	69 37
													235	A	New Hampshire	62 52
													235	H	New Hampshire	59 55
													235	N	New Hampshire	58 47
													237	H	Bryant	76 38
													252	H	Clemson	75 42
													276	H	Central Conn. St.	62 42
LAST 12 Division I GAMES:																
				44	A	Albany (NY)	58 59	44	H	Albany (NY)	65 53		277	A	Vermont	62 41
				159	N	Stony Brook	51 48	319	A	UMass Lowell	73 46		277	H	Vermont	63 51
				235	N	New Hampshire	58 47	235	H	New Hampshire	59 55		319	A	UMass Lowell	73 46
				223	H	Binghamton	69 37	186	A	UMBC	72 38		319	H	UMass Lowell	74 44
				221	A	Hartford	50 44	277	H	Vermont	63 51		323	A	North Dakota St.	82 51
				159	A	Stony Brook	60 43	223	A	Binghamton	52 38					

Non-Div I Games: Colby

82 42

Maine

■ Loss,
 ■ Non-Conf,
 ■ S Site,
 ■ Home
 ■ A Away
 N Neutral

Average RPI Win:	249	WON-LOST	WINNING	LAST 10	STRENGTH OF	OPP. STRENGTH	TEAM	ADJ.	CONF.	ADJ CONF.
Average RPI Loss:	195	RECORD	PCT. RANK	GAMES	SCHEDULE	OF SCHEDULE	RPI	RPI	RPI	RPI
DIV. I ONLY	15- 16	175	5- 5	316	259	248	248	23	23	
DIV. I NON-CONF.	3- 6	234	0- 0	300	320	291	291	22	22	
TOTALS	RPI 1-25	RPI 26-50	W-L RECORDS	RPI 51-100	RPI 101-150	RPI 150+				
15- 16	0- 0	0- 0	OVERALL	1- 2	1- 1	13- 13				
7- 7	0- 0	0- 0	HOME	0- 2	1- 0	6- 5				
7- 8	0- 0	0- 0	AWAY	1- 0	0- 1	6- 7				
1- 1	0- 0	0- 0	NEUTRAL	0- 0	0- 0	1- 1				
3- 6	0- 0	0- 0	NON-CONFERENCE	0- 1	0- 0	3- 5				
2- 2	0- 0	0- 0	HOME	0- 1	0- 0	2- 1				
1- 4	0- 0	0- 0	AWAY	0- 0	0- 0	1- 4				
0- 0	0- 0	0- 0	NEUTRAL	0- 0	0- 0	0- 0				
12- 10	0- 0	0- 0	CONFERENCE	1- 1	1- 1	10- 8				
5- 5	0- 0	0- 0	HOME	0- 1	1- 0	4- 4				
6- 4	0- 0	0- 0	AWAY	1- 0	0- 1	5- 3				
1- 1	0- 0	0- 0	NEUTRAL	0- 0	0- 0	1- 1				

RPI S	Opponent	Score	RPI S	Opponent	Score	RPI S	Opponent	Score	RPI S	Opponent	Score	Team's RPI: 248
						85	A Quinnipiac	52 42	103	A Iona	56 67	
						85	H Quinnipiac	63 81	103	H Iona	63 56	
						98	H Bucknell	56 61	157	A Yale	36 62	
									161	A Marist	64 59	
									161	H Marist	73 79	
									161	N Marist	58 70	
									163	H Fordham	49 60	
									199	A Fairfield	70 55	
									199	H Fairfield	57 59	
									205	H Brown	80 56	
									227	A Canisius	68 70	
									227	H Canisius	77 55	
									230	A Siena	59 60	
									230	H Siena	56 49	
									235	A New Hampshire	57 72	
									245	A Monmouth	62 72	
									245	H Monmouth	56 57	
									254	A Holy Cross	44 58	
									273	A American	48 52	
									284	A Rider	74 70	
									284	H Rider	49 56	
									291	A Niagara	58 49	
									291	H Niagara	80 62	
									313	A Fairleigh Dickinson	85 78	
									335	H St. Francis Brooklyn	61 53	
									338	A Saint Peter's	60 43	
LAST 12 Division I GAMES:												
			161	N Marist	58 70		227	A Canisius	68 70			
			338	N Saint Peter's	60 43		230	H Siena	56 49			
			284	H Rider	49 56		245	H Monmouth	56 57			
			338	A Saint Peter's	60 43		161	A Marist	64 59			
			85	H Quinnipiac	63 81		227	H Canisius	77 55			
			291	A Niagara	58 49		245	A Monmouth	62 72			

Non-Div I Games:

Manhattan

■ Loss,
 ■ Non-Conf,
 ■ S Site,
 ■ Home
 ■ A Away
 N Neutral

RPI	S	Opponent	Score	
338	H	Saint Peter's	64	47
338	N	Saint Peter's	60	43

M
a
n
h
a
t
t
a
n

M
a
n
h
a
t
t
a
n

Manhattan

Average RPI Win: 247	WON-LOST	WINNING	LAST 10	STRENGTH OF	OPP. STRENGTH	TEAM	ADJ.	CONF.	ADJ CONF.
Average RPI Loss: 121	RECORD	PCT. RANK	GAMES	SCHEDULE	OF SCHEDULE	RPI	RPI	RPI	RPI
DIV. I ONLY	16- 16	165	5- 5	149	216	161	161	23	23
DIV. I NON-CONF.	1- 9	325	0- 0	33	60	223	223	22	22
TOTALS	RPI 1-25	RPI 26-50	W-L RECORDS	RPI 51-100	RPI 101-150	RPI 150+			
16- 16	0- 1	0- 3	OVERALL	1- 3	1- 4	14- 5			
9- 4	0- 0	0- 1	HOME	1- 1	1- 0	7- 2			
6- 8	0- 0	0- 2	AWAY	0- 1	0- 2	6- 3			
1- 4	0- 1	0- 0	NEUTRAL	0- 1	0- 2	1- 0			
1- 9	0- 1	0- 3	NON-CONFERENCE	0- 2	0- 2	1- 1			
0- 3	0- 0	0- 1	HOME	0- 1	0- 0	0- 1			
1- 3	0- 0	0- 2	AWAY	0- 0	0- 1	1- 0			
0- 3	0- 1	0- 0	NEUTRAL	0- 1	0- 1	0- 0			
15- 7	0- 0	0- 0	CONFERENCE	1- 1	1- 2	13- 4			
9- 1	0- 0	0- 0	HOME	1- 0	1- 0	7- 1			
5- 5	0- 0	0- 0	AWAY	0- 1	0- 1	5- 3			
1- 1	0- 0	0- 0	NEUTRAL	0- 0	0- 1	1- 0			

RPI 1-25				RPI 26-50				RPI 51-100				RPI 101+ Team's RPI: 161			
RPI	S	Opponent	Score	RPI	S	Opponent	Score	RPI	S	Opponent	Score	RPI	S	Opponent	Score
14	N	Louisville	53 65	36	H	Princeton	44 77	75	H	Hofstra	67 71	103	A	Iona	49 69
				42	A	St. John's (NY)	47 61	85	A	Quinnipiac	71 76	103	H	Iona	62 61
				50	A	South Dakota St.	68 77	85	H	Quinnipiac	56 47	103	N	Iona	53 57
								87	N	Missouri St.	45 77	115	A	Creighton	46 89
												125	N	LSU	49 72
												152	H	Delaware	50 56
												199	A	Fairfield	72 57
												199	H	Fairfield	64 63
												227	A	Canisius	69 71
												227	H	Canisius	67 55
												230	A	Siena	56 60
												230	H	Siena	66 37
												245	A	Monmouth	52 60
												245	H	Monmouth	78 55
												248	A	Manhattan	79 73
												248	H	Manhattan	59 64
												248	N	Manhattan	70 58
												284	A	Rider	74 56
												284	H	Rider	66 54
												291	A	Niagara	82 68
												291	H	Niagara	63 50
												338	A	Saint Peter's	74 55
												338	H	Saint Peter's	69 46
												344	A	Boston U.	73 54
LAST 12 Division I GAMES:															
				103	N	Iona	53 57					227	A	Canisius	69 71
				248	N	Manhattan	70 58					291	A	Niagara	82 68
				227	H	Canisius	67 55					248	H	Manhattan	59 64
				230	A	Siena	56 60					338	A	Saint Peter's	74 55
				199	H	Fairfield	64 63					284	A	Rider	74 56
				85	A	Quinnipiac	71 76					230	H	Siena	66 37

Non-Div I Games:

Marist

■ Loss,
 ■ Non-Conf,
 ■ S Site,
 ■ Home
 ■ A Away
 N Neutral

Average RPI Win:	162	WON-LOST	WINNING	LAST 10	STRENGTH OF	OPP. STRENGTH	TEAM	ADJ.	CONF.	ADJ CONF.
Average RPI Loss:	66	RECORD	PCT. RANK	GAMES	SCHEDULE	OF SCHEDULE	RPI	RPI	RPI	RPI
DIV. I ONLY	14- 16	188	5- 5	41	70	99	99	6	6	
DIV. I NON-CONF.	5- 6	180	0- 0	24	62	99	99	6	6	
TOTALS	RPI 1-25	RPI 26-50	W-L RECORDS	RPI 51-100	RPI 101-150	RPI 150+				
14- 16	0- 3	2- 5	OVERALL	1- 3	3- 4	8- 1				
9- 4	0- 1	2- 1	HOME	1- 1	2- 1	4- 0				
4- 11	0- 2	0- 3	AWAY	0- 2	1- 3	3- 1				
1- 1	0- 0	0- 1	NEUTRAL	0- 0	0- 0	1- 0				
5- 6	0- 3	0- 0	NON-CONFERENCE	1- 1	1- 2	3- 0				
2- 2	0- 1	0- 0	HOME	1- 0	0- 1	1- 0				
2- 4	0- 2	0- 0	AWAY	0- 1	1- 1	1- 0				
1- 0	0- 0	0- 0	NEUTRAL	0- 0	0- 0	1- 0				
9- 10	0- 0	2- 5	CONFERENCE	0- 2	2- 2	5- 1				
7- 2	0- 0	2- 1	HOME	0- 1	2- 0	3- 0				
2- 7	0- 0	0- 3	AWAY	0- 1	0- 2	2- 1				
0- 1	0- 0	0- 1	NEUTRAL	0- 0	0- 0	0- 0				

RPI 1-25				RPI 26-50				RPI 51-100				Team's RPI: 99	RPI 101+			
RPI	S	Opponent	Score	RPI	S	Opponent	Score	RPI	S	Opponent	Score		RPI	S	Opponent	Score
5	H	Oregon St.	58 65	29	A	DePaul	86 91	55	A	Villanova	60 81		102	A	Georgetown	72 75
11	A	Arizona St.	80 90	29	H	DePaul	65 98	55	H	Villanova	75 82		102	H	Georgetown	87 72
21	A	Green Bay	55 75	39	A	Seton Hall	68 99	57	H	Auburn	70 69		115	A	Creighton	81 83
				39	H	Seton Hall	89 82	62	A	South Dakota	69 97		115	H	Creighton	79 72
				39	N	Seton Hall	86 93						131	H	IUPUI	55 60
				42	A	St. John's (NY)	77 81						140	A	Milwaukee	101 81
				42	H	St. John's (NY)	67 64						146	A	Northern Ky.	78 83
													168	A	Xavier	66 71
													168	H	Xavier	74 69
													183	A	Butler	80 64
													183	H	Butler	76 69
													198	N	Richmond	98 80
													200	H	Wisconsin	77 61
													265	A	Providence	92 85
													265	H	Providence	105 75
													304	A	FIU	95 83
LAST 12 Division I GAMES:																
				39	N	Seton Hall	86 93	55	A	Villanova	60 81					
				29	H	DePaul	65 98	102	A	Georgetown	72 75					
				265	A	Providence	92 85	39	H	Seton Hall	89 82					
				115	A	Creighton	81 83	42	H	St. John's (NY)	67 64					
				168	H	Xavier	74 69	115	H	Creighton	79 72					
				183	H	Butler	76 69	265	H	Providence	105 75					

Non-Div I Games:

Marquette

■ Loss,
■ Non-Conf,
■ S Site,
■ H Home
■ A Away
N Neutral

Average RPI Win: 218		WON-LOST	WINNING	LAST 10	STRENGTH OF	OPP. STRENGTH	TEAM	ADJ.	CONF.	ADJ CONF.
Average RPI Loss: 91		RECORD	PCT. RANK	GAMES	SCHEDULE	OF SCHEDULE	RPI	RPI	RPI	RPI
DIV. I ONLY		19- 11	89	5- 5	176	151	128	128	13	13
DIV. I NON-CONF.		8- 1	23	0- 0	330	329	137	137	11	11
TOTALS		RPI 1-25	RPI 26-50		W-L RECORDS		RPI 51-100	RPI 101-150	RPI 150+	
19- 11	0- 1	2- 2		OVERALL		0- 5	2- 1	15- 2		
11- 4	0- 0	1- 1		HOME		0- 2	1- 0	9- 1		
6- 5	0- 0	0- 1		AWAY		0- 2	1- 1	5- 1		
2- 2	0- 1	1- 0		NEUTRAL		0- 1	0- 0	1- 0		
8- 1	0- 1	0- 0		NON-CONFERENCE		0- 0	1- 0	7- 0		
6- 0	0- 0	0- 0		HOME		0- 0	0- 0	6- 0		
2- 0	0- 0	0- 0		AWAY		0- 0	1- 0	1- 0		
0- 1	0- 1	0- 0		NEUTRAL		0- 0	0- 0	0- 0		
11- 10	0- 0	2- 2		CONFERENCE		0- 5	1- 1	8- 2		
5- 4	0- 0	1- 1		HOME		0- 2	1- 0	3- 1		
4- 5	0- 0	0- 1		AWAY		0- 2	0- 1	4- 1		
2- 1	0- 0	1- 0		NEUTRAL		0- 1	0- 0	1- 0		

RPI 1-25				RPI 26-50				RPI 51-100				RPI 101+				Team's RPI: 128	
RPI	S	Opponent	Score	RPI	S	Opponent	Score	RPI	S	Opponent	Score	RPI	S	Opponent	Score		
22	N	West Virginia	60 66	37	H	UTEP	79 64	59	A	Middle Tenn.	54 65	129	A	Old Dominion	55 77		
				38	A	Western Ky.	52 81	59	H	Middle Tenn.	73 79	129	H	Old Dominion	80 62		
				38	H	Western Ky.	76 80	59	N	Middle Tenn.	41 69	138	A	Southern Ill.	61 55		
				38	N	Western Ky.	66 63	89	A	Charlotte	77 87	155	A	UAB	64 61		
								89	H	Charlotte	61 64	155	H	UAB	73 65		
												169	H	Cornell	73 47		
												179	A	Fla. Atlantic	73 84		
												188	A	Southern Miss.	63 53		
												208	A	Louisiana Tech	54 52		
												214	H	Rhode Island	72 62		
												225	H	Rice	81 52		
												240	H	North Texas	63 71		
												262	H	Saint Francis (PA)	81 73		
												268	H	UTSA	80 76		
												304	A	FIU	65 58		
												304	N	FIU	76 44		
												307	A	Morehead St.	104 101		
												342	H	NJIT	63 50		
												346	H	Alabama A&M	81 45		
												347	H	Norfolk St.	81 67		
LAST 12 Division I GAMES:																	
				59	N	Middle Tenn.	41 69	155	H	UAB	73 65						
				38	N	Western Ky.	66 63	129	A	Old Dominion	55 77						
				304	N	FIU	76 44	89	A	Charlotte	77 87						
				188	A	Southern Miss.	63 53	38	H	Western Ky.	76 80						
				208	A	Louisiana Tech	54 52	268	H	UTSA	80 76						
				59	H	Middle Tenn.	73 79	37	H	UTEP	79 64						

Non-Div I Games:	Brescia	92	40	West Va. Tech	83	39
------------------	---------	----	----	---------------	----	----

Marshall

Loss, Non-Conf, S Site, H Home A Away N Neutral

Maryland

Through Games Of March 12, 2016

Average RPI Win:	123	WON-LOST	WINNING	LAST 10	STRENGTH OF	OPP. STRENGTH	TEAM	ADJ.	CONF.	ADJ CONF.
Average RPI Loss:	5	RECORD	PCT. RANK	GAMES	SCHEDULE	OF SCHEDULE	RPI	RPI	RPI	RPI
DIV. I ONLY	30- 3	7	9- 1	48	33	8	8	5	5	
DIV. I NON-CONF.	11- 1	16	0- 0	91	125	17	17	4	4	
TOTALS	RPI 1-25	RPI 26-50	W-L RECORDS	RPI 51-100	RPI 101-150	RPI 150+				
30- 3	3- 3	2- 0	OVERALL	9- 0	7- 0	9- 0				
15- 1	2- 1	1- 0	HOME	4- 0	2- 0	6- 0				
9- 1	0- 1	0- 0	AWAY	4- 0	2- 0	3- 0				
6- 1	1- 1	1- 0	NEUTRAL	1- 0	3- 0	0- 0				
11- 1	1- 1	1- 0	NON-CONFERENCE	0- 0	3- 0	6- 0				
7- 0	1- 0	0- 0	HOME	0- 0	1- 0	5- 0				
1- 0	0- 0	0- 0	AWAY	0- 0	0- 0	1- 0				
3- 1	0- 1	1- 0	NEUTRAL	0- 0	2- 0	0- 0				
19- 2	2- 2	1- 0	CONFERENCE	9- 0	4- 0	3- 0				
8- 1	1- 1	1- 0	HOME	4- 0	1- 0	1- 0				
8- 1	0- 1	0- 0	AWAY	4- 0	2- 0	2- 0				
3- 0	1- 0	0- 0	NEUTRAL	1- 0	1- 0	0- 0				

RPI	S	Opponent	Score	RPI	S	Opponent	Score	RPI	S	Opponent	Score	RPI	S	Opponent	Score
3	N	UConn	73 83	46	H	Indiana	86 63	52	A	Rutgers	73 59	101	A	Northwestern	79 70
6	A	Ohio St.	86 94	50	N	South Dakota St.	62 55	58	A	Iowa	76 56	101	H	Northwestern	80 62
6	H	Ohio St.	71 80					58	N	Iowa	75 55	101	N	Northwestern	83 62
13	H	Syracuse	82 64					67	A	Purdue	87 67	129	N	Old Dominion	95 49
17	H	Michigan St.	85 76					67	H	Purdue	73 59	132	N	Pittsburgh	70 49
17	N	Michigan St.	60 44					78	A	Michigan	74 67	137	A	Penn St.	89 53
								78	H	Michigan	76 56	147	H	Southern U.	94 61
								80	H	Minnesota	110 77	158	H	Detroit	97 41
								95	H	Nebraska	89 50	182	A	Illinois	79 63
												200	A	Wisconsin	90 65
												200	H	Wisconsin	83 77
												203	H	Loyola Maryland	97 47
												251	H	High Point	105 50
												276	H	Central Conn. St.	86 43
												280	A	UMES	106 30
												319	H	UMass Lowell	102 53

LAST 12 Division I GAMES:

17	N	Michigan St.	60 44	78	H	Michigan	76 56
101	N	Northwestern	83 62	101	A	Northwestern	79 70
58	N	Iowa	75 55	67	H	Purdue	73 59
80	H	Minnesota	110 77	6	A	Ohio St.	86 94
200	H	Wisconsin	83 77	17	H	Michigan St.	85 76
52	A	Rutgers	73 59	67	A	Purdue	87 67

Non-Div I Games:

Maryland

Loss, Non-Conf, S Site, H Home A Away N Neutral

Massachusetts

Through Games Of March 12, 2016

Average RPI Win:	211	WON-LOST	WINNING	LAST 10	STRENGTH OF	OPP. STRENGTH	TEAM	ADJ.	CONF.	ADJ CONF.
Average RPI Loss:	128	RECORD	PCT. RANK	GAMES	SCHEDULE	OF SCHEDULE	RPI	RPI	RPI	RPI
DIV. I ONLY	12- 18	232	6- 4	211	98	224	224	7	7	
DIV. I NON-CONF.	6- 6	160	0- 0	257	176	198	198	8	8	
TOTALS	RPI 1-25	RPI 26-50	W-L RECORDS	RPI 51-100	RPI 101-150	RPI 150+				
12- 18	0- 2	1- 2	OVERALL	2- 4	0- 2	9- 8				
7- 6	0- 0	1- 0	HOME	2- 1	0- 2	4- 3				
4- 10	0- 2	0- 2	AWAY	0- 2	0- 0	4- 4				
1- 2	0- 0	0- 0	NEUTRAL	0- 1	0- 0	1- 1				
6- 6	0- 0	0- 1	NON-CONFERENCE	1- 2	0- 1	5- 2				
4- 1	0- 0	0- 0	HOME	1- 0	0- 1	3- 0				
2- 4	0- 0	0- 1	AWAY	0- 1	0- 0	2- 2				
0- 1	0- 0	0- 0	NEUTRAL	0- 1	0- 0	0- 0				
6- 12	0- 2	1- 1	CONFERENCE	1- 2	0- 1	4- 6				
3- 5	0- 0	1- 0	HOME	1- 1	0- 1	1- 3				
2- 6	0- 2	0- 1	AWAY	0- 1	0- 0	2- 2				
1- 1	0- 0	0- 0	NEUTRAL	0- 0	0- 0	1- 1				

RPI 1-25				RPI 26-50				RPI 51-100				RPI 101+ Team's RPI: 224			
RPI	S	Opponent	Score	RPI	S	Opponent	Score	RPI	S	Opponent	Score	RPI	S	Opponent	Score
18	A	Duquesne	64 73	34	A	St. Bonaventure	41 66	54	A	Saint Louis	49 69	106	H	Buffalo	48 56
23	A	George Washington	50 67	34	H	St. Bonaventure	69 60	65	N	Ball St.	54 81	118	H	Saint Joseph's	58 62
				47	A	Duke	46 70	69	H	VCU	66 74	163	H	Fordham	55 60
								75	H	Hofstra	57 56	163	N	Fordham	62 73
								82	H	Dayton	76 69	170	A	George Mason	59 64
								96	A	Harvard	65 67	189	A	Davidson	66 62
												198	H	Richmond	68 74
												202	A	Colorado	63 90
												214	A	Rhode Island	71 64
												214	H	Rhode Island	79 80
												221	H	Hartford	63 57
												237	A	Bryant	86 69
												254	A	Holy Cross	74 60
												276	A	Central Conn. St.	68 78
												281	A	La Salle	57 66
												281	H	La Salle	80 57
												281	N	La Salle	81 65
												319	H	UMass Lowell	84 58
												344	H	Boston U.	73 56
LAST 12 Division I GAMES:															
163	N	Fordham	62 73	34	H	St. Bonaventure	69 60								
281	N	La Salle	81 65	281	A	La Salle	57 66								
281	H	La Salle	80 57	163	H	Fordham	55 60								
214	A	Rhode Island	71 64	18	A	Duquesne	64 73								
189	A	Davidson	66 62	170	A	George Mason	59 64								
82	H	Dayton	76 69	214	H	Rhode Island	79 80								

Non-Div I Games:

Massachusetts

 Loss,
 Non-Conf,
 S Site,
 H Home
 A Away
 N Neutral

Average RPI Win:	261	WON-LOST	WINNING	LAST 10	STRENGTH OF	OPP. STRENGTH	TEAM	ADJ.	CONF.	ADJ CONF.
Average RPI Loss:	135	RECORD	PCT. RANK	GAMES	SCHEDULE	OF SCHEDULE	RPI	RPI	RPI	RPI
DIV. I ONLY	17- 12	123	5- 5	235	235	144	144	27	27	
DIV. I NON-CONF.	5- 4	138	0- 0	134	48	91	91	26	26	
TOTALS	RPI 1-25	RPI 26-50	W-L RECORDS	RPI 51-100	RPI 101-150	RPI 150+				
17- 12	0- 1	0- 1	OVERALL	0- 5	1- 1	16- 4				
9- 2	0- 0	0- 0	HOME	0- 1	1- 0	8- 1				
6- 9	0- 1	0- 1	AWAY	0- 3	0- 1	6- 3				
2- 1	0- 0	0- 0	NEUTRAL	0- 1	0- 0	2- 0				
5- 4	0- 1	0- 1	NON-CONFERENCE	0- 1	0- 0	5- 1				
2- 0	0- 0	0- 0	HOME	0- 0	0- 0	2- 0				
2- 4	0- 1	0- 1	AWAY	0- 1	0- 0	2- 1				
1- 0	0- 0	0- 0	NEUTRAL	0- 0	0- 0	1- 0				
12- 8	0- 0	0- 0	CONFERENCE	0- 4	1- 1	11- 3				
7- 2	0- 0	0- 0	HOME	0- 1	1- 0	6- 1				
4- 5	0- 0	0- 0	AWAY	0- 2	0- 1	4- 2				
1- 1	0- 0	0- 0	NEUTRAL	0- 1	0- 0	1- 0				

RPI 1-25				RPI 26-50				RPI 51-100				RPI 101+ Team's RPI: 144			
RPI	S	Opponent	Score	RPI	S	Opponent	Score	RPI	S	Opponent	Score	RPI	S	Opponent	Score
2	A	Baylor	46 105	40	A	Chattanooga	53 68	74	A	Tulane	55 74	133	A	Northwestern St.	64 85
								76	A	Abilene Christian	62 79	133	H	Northwestern St.	78 74
								90	A	Central Ark.	52 76	156	A	UT Arlington	63 57
								90	H	Central Ark.	56 70	176	A	Ole Miss	56 96
								90	N	Central Ark.	64 72	206	H	Sam Houston St.	82 79
												208	A	Louisiana Tech	74 71
												210	A	SFA	55 80
												217	N	Dartmouth	78 56
												225	H	Rice	61 53
												260	A	Houston Baptist	71 64
												270	H	La.-Monroe	72 62
												282	A	Lamar	76 69
												282	H	Lamar	92 84
												282	N	Lamar	88 78
												310	A	Nicholls St.	81 85
												310	H	Nicholls St.	96 62
												311	H	A&M-Corpus Christi	72 51
												317	A	Southeastern La.	83 74
												317	H	Southeastern La.	96 79
												331	H	Incarinate Word	55 68
												332	A	New Orleans	77 74
												332	H	New Orleans	92 63
LAST 12 Division I GAMES:															
				90	N	Central Ark.	64 72	90	H	Central Ark.	56 70				
				282	N	Lamar	88 78	133	A	Northwestern St.	64 85				
				90	A	Central Ark.	52 76	317	A	Southeastern La.	83 74				
				310	H	Nicholls St.	96 62	310	A	Nicholls St.	81 85				
				282	A	Lamar	76 69	332	H	New Orleans	92 63				
				282	H	Lamar	92 84	332	A	New Orleans	77 74				

Non-Div I Games: Southern-N.O. 97 61 Louisiana Col. 73 59 Loyola (LA) 70 69

McNeese St.

Loss, Non-Conf, S Site, H Home A Away N Neutral

Average RPI Win:	188	WON-LOST	WINNING	LAST 10	STRENGTH OF	OPP. STRENGTH	TEAM	ADJ.	CONF.	ADJ CONF.
Average RPI Loss:	87	RECORD	PCT. RANK	GAMES	SCHEDULE	OF SCHEDULE	RPI	RPI	RPI	RPI
DIV. I ONLY	18- 12	114	7- 3	135	78	113	113	9	9	
DIV. I NON-CONF.	6- 5	146	0- 0	147	84	154	154	7	7	
TOTALS	RPI 1-25	RPI 26-50	W-L RECORDS	RPI 51-100	RPI 101-150	RPI 150+				
18- 12	1- 4	0- 0	OVERALL	3- 4	4- 1	10- 3				
12- 4	1- 2	0- 0	HOME	2- 1	3- 0	6- 1				
6- 7	0- 2	0- 0	AWAY	1- 2	1- 1	4- 2				
0- 1	0- 0	0- 0	NEUTRAL	0- 1	0- 0	0- 0				
6- 5	0- 1	0- 0	NON-CONFERENCE	1- 2	2- 1	3- 1				
5- 2	0- 1	0- 0	HOME	0- 1	2- 0	3- 0				
1- 3	0- 0	0- 0	AWAY	1- 1	0- 1	0- 1				
0- 0	0- 0	0- 0	NEUTRAL	0- 0	0- 0	0- 0				
12- 7	1- 3	0- 0	CONFERENCE	2- 2	2- 0	7- 2				
7- 2	1- 1	0- 0	HOME	2- 0	1- 0	3- 1				
5- 4	0- 2	0- 0	AWAY	0- 1	1- 0	4- 1				
0- 1	0- 0	0- 0	NEUTRAL	0- 1	0- 0	0- 0				

RPI 1-25				RPI 26-50				RPI 51-100				RPI 101+ Team's RPI: 113			
RPI	S	Opponent	Score	RPI	S	Opponent	Score	RPI	S	Opponent	Score	RPI	S	Opponent	Score
3	A	UConn	40 83					54	H	Saint Louis	57 63	102	H	Georgetown	57 53
3	H	UConn	46 86					68	A	Central Mich.	64 61	104	A	Little Rock	53 61
20	A	South Fla.	82 97					70	A	Temple	58 82	138	H	Southern Ill.	61 58
20	H	South Fla.	88 87					70	H	Temple	100 97	148	A	East Carolina	79 78
23	H	George Washington	62 68					74	H	Tulane	83 67	148	H	East Carolina	93 83
								74	N	Tulane	64 70	182	H	Illinois	81 75
								80	A	Minnesota	60 70	194	A	Tulsa	69 58
												194	H	Tulsa	59 65
												197	A	SMU	49 58
												222	A	Kansas	63 72
												243	A	Cincinnati	64 47
												243	H	Cincinnati	54 51
												275	A	UCF	69 52
												275	H	UCF	75 59
												285	A	Houston	77 64
												285	H	Houston	74 57
												298	H	Jacksonville St.	70 55
												340	H	Eastern Ill.	80 49
LAST 12 Division I GAMES:															
				74	N	Tulane	64 70	275	A	UCF	69 52				
				285	A	Houston	77 64	243	H	Cincinnati	54 51				
				148	H	East Carolina	93 83	3	A	UConn	40 83				
				20	A	South Fla.	82 97	275	H	UCF	75 59				
				70	H	Temple	100 97	194	A	Tulsa	69 58				
				148	A	East Carolina	79 78	20	H	South Fla.	88 87				

Non-Div I Games:

Memphis

■ Loss,
 ■ Non-Conf,
 ■ S Site,
 ■ H Home
 ■ A Away
 N Neutral

Mercer

Through Games Of March 12, 2016

Average RPI Win:	253	WON-LOST	WINNING	LAST 10	STRENGTH OF	OPP. STRENGTH	TEAM	ADJ.	CONF.	ADJ CONF.
Average RPI Loss:	72	RECORD	PCT. RANK	GAMES	SCHEDULE	OF SCHEDULE	RPI	RPI	RPI	RPI
DIV. I ONLY	22- 8	53	8- 2	247	212	114	114	17	17	
DIV. I NON-CONF.	8- 5	120	0- 0	241	292	159	159	15	15	
TOTALS	RPI 1-25	RPI 26-50	W-L RECORDS	RPI 51-100	RPI 101-150	RPI 150+				
22- 8	0- 1	1- 3	OVERALL	0- 2	2- 1	19- 1				
10- 3	0- 0	1- 0	HOME	0- 1	1- 1	8- 1				
9- 3	0- 1	0- 2	AWAY	0- 0	1- 0	8- 0				
3- 2	0- 0	0- 1	NEUTRAL	0- 1	0- 0	3- 0				
8- 5	0- 1	0- 1	NON-CONFERENCE	0- 2	0- 1	8- 0				
4- 2	0- 0	0- 0	HOME	0- 1	0- 1	4- 0				
3- 2	0- 1	0- 1	AWAY	0- 0	0- 0	3- 0				
1- 1	0- 0	0- 0	NEUTRAL	0- 1	0- 0	1- 0				
14- 3	0- 0	1- 2	CONFERENCE	0- 0	2- 0	11- 1				
6- 1	0- 0	1- 0	HOME	0- 0	1- 0	4- 1				
6- 1	0- 0	0- 1	AWAY	0- 0	1- 0	5- 0				
2- 1	0- 0	0- 1	NEUTRAL	0- 0	0- 0	2- 0				

RPI 1-25				RPI 26-50				RPI 51-100				RPI 101+ Team's RPI: 114			
RPI	S	Opponent	Score	RPI	S	Opponent	Score	RPI	S	Opponent	Score	RPI	S	Opponent	Score
15	A	Florida St.	36 79	35	A	Georgia	44 57	54	H	Saint Louis	60 68	112	A	Samford	63 60
				40	A	Chattanooga	45 67	89	N	Charlotte	62 72	112	H	Samford	63 61
				40	H	Chattanooga	67 44					138	H	Southern Ill.	52 55
				40	N	Chattanooga	57 65					164	A	ETSU	61 45
												164	H	ETSU	53 55
												218	A	Furman	61 50
												218	H	Furman	64 62
												218	N	Furman	64 50
												226	H	Col. of Charleston	66 58
												279	A	Tennessee Tech	63 47
												289	A	Kennesaw St.	72 61
												290	A	Florida A&M	54 50
												295	H	Ga. Southern	62 50
												298	H	Jacksonville St.	46 39
												300	A	Western Caro.	92 88
												300	H	Western Caro.	63 42
												306	A	Wofford	70 61
												306	H	Wofford	80 32
												312	A	UNCG	86 78
												312	H	UNCG	81 47
												312	N	UNCG	75 53
												326	H	North Florida	68 54
												327	N	Howard	70 53
LAST 12 Division I GAMES:															
				40	N	Chattanooga	57 65	164	A	ETSU	61 45				
				218	N	Furman	64 50	112	H	Samford	63 61				
				312	N	UNCG	75 53	312	H	UNCG	81 47				
				218	H	Furman	64 62	300	H	Western Caro.	63 42				
				306	H	Wofford	80 32	218	A	Furman	61 50				
				40	A	Chattanooga	45 67	306	A	Wofford	70 61				

Non-Div I Games: Faulkner 86 33 Coastal Ga. 87 48

Mercer

Loss, Non-Conf, S Site, H Home A Away N Neutral

Average RPI Win:	150	WON-LOST	WINNING	LAST 10	STRENGTH OF	OPP. STRENGTH	TEAM	ADJ.	CONF.	ADJ CONF.
Average RPI Loss:	22	RECORD	PCT. RANK	GAMES	SCHEDULE	OF SCHEDULE	RPI	RPI	RPI	RPI
DIV. I ONLY	24- 8	45	6- 4	40	46	25	25	4	4	
DIV. I NON-CONF.	12- 1	9	0- 0	165	138	35	35	5	5	
TOTALS	RPI 1-25	RPI 26-50	W-L RECORDS	RPI 51-100	RPI 101-150	RPI 150+				
24- 8	1- 7	3- 0	OVERALL	3- 0	8- 1	9- 0				
13- 3	0- 3	2- 0	HOME	1- 0	4- 0	6- 0				
8- 3	0- 2	0- 0	AWAY	2- 0	3- 1	3- 0				
3- 2	1- 2	1- 0	NEUTRAL	0- 0	1- 0	0- 0				
12- 1	0- 1	1- 0	NON-CONFERENCE	2- 0	2- 0	7- 0				
8- 0	0- 0	0- 0	HOME	1- 0	1- 0	6- 0				
3- 0	0- 0	0- 0	AWAY	1- 0	1- 0	1- 0				
1- 1	0- 1	1- 0	NEUTRAL	0- 0	0- 0	0- 0				
12- 7	1- 6	2- 0	CONFERENCE	1- 0	6- 1	2- 0				
5- 3	0- 3	2- 0	HOME	0- 0	3- 0	0- 0				
5- 3	0- 2	0- 0	AWAY	1- 0	2- 1	2- 0				
2- 1	1- 1	0- 0	NEUTRAL	0- 0	1- 0	0- 0				

RPI	S	Opponent	Score	RPI	S	Opponent	Score	RPI	S	Opponent	Score	RPI	S	Opponent	Score
1	A	Notre Dame	69 90	46	N	Indiana	89 75	71	A	Georgia Tech	58 55	111	A	Virginia	56 76
1	N	Notre Dame	67 78	47	H	Duke	61 53	89	A	Charlotte	77 70	120	A	Boston College	67 62
2	N	Baylor	81 88	49	H	North Carolina St.	73 44	100	H	Wright St.	80 67	123	A	Virginia Tech	57 45
13	H	Syracuse	51 57									123	H	Virginia Tech	67 56
14	H	Louisville	51 79									129	A	Old Dominion	61 35
15	A	Florida St.	67 70									132	H	Pittsburgh	79 55
15	H	Florida St.	58 69									132	N	Pittsburgh	77 55
15	N	Florida St.	74 56									140	H	Milwaukee	77 38
												143	H	Wake Forest	71 60
												153	A	North Carolina	76 61
												175	A	Loyola Chicago	77 50
												182	H	Illinois	73 64
												231	H	Coppin St.	78 59
												250	H	Bethune-Cookman	55 47
												252	A	Clemson	83 49
												281	H	La Salle	86 58
												304	H	FIU	83 55
												319	H	UMass Lowell	84 53
LAST 12 Division I GAMES:															
1	N	Notre Dame	67 78	1	A	Notre Dame	69 90								
15	N	Florida St.	74 56	71	A	Georgia Tech	58 55								
132	N	Pittsburgh	77 55	47	H	Duke	61 53								
15	A	Florida St.	67 70	120	A	Boston College	67 62								
14	H	Louisville	51 79	13	H	Syracuse	51 57								
123	H	Virginia Tech	67 56	123	A	Virginia Tech	57 45								

Non-Div I Games:

Miami (FL)

Average RPI Win:	262	WON-LOST	WINNING	LAST 10	STRENGTH OF	OPP. STRENGTH	TEAM	ADJ.	CONF.	ADJ CONF.
Average RPI Loss:	139	RECORD	PCT. RANK	GAMES	SCHEDULE	OF SCHEDULE	RPI	RPI	RPI	RPI
DIV. I ONLY	9- 21	276	0- 10	223	161	283	283	11	11	
DIV. I NON-CONF.	6- 5	146	0- 0	307	257	237	237	13	13	
TOTALS	RPI 1-25	RPI 26-50	W-L RECORDS	RPI 51-100	RPI 101-150	RPI 150+				
9- 21	0- 0	0- 0	OVERALL	0- 7	1- 8	8- 6				
7- 8	0- 0	0- 0	HOME	0- 3	1- 3	6- 2				
1- 13	0- 0	0- 0	AWAY	0- 4	0- 5	1- 4				
1- 0	0- 0	0- 0	NEUTRAL	0- 0	0- 0	1- 0				
6- 5	0- 0	0- 0	NON-CONFERENCE	0- 1	0- 2	6- 2				
4- 2	0- 0	0- 0	HOME	0- 0	0- 1	4- 1				
1- 3	0- 0	0- 0	AWAY	0- 1	0- 1	1- 1				
1- 0	0- 0	0- 0	NEUTRAL	0- 0	0- 0	1- 0				
3- 16	0- 0	0- 0	CONFERENCE	0- 6	1- 6	2- 4				
3- 6	0- 0	0- 0	HOME	0- 3	1- 2	2- 1				
0- 10	0- 0	0- 0	AWAY	0- 3	0- 4	0- 3				
0- 0	0- 0	0- 0	NEUTRAL	0- 0	0- 0	0- 0				

RPI S	Opponent	Score	RPI S	Opponent	Score	RPI S	Opponent	Score	RPI S	Opponent	Score	Team's RPI: 283
						51	A Ohio	44 72	106	A Buffalo	39 58	
						51	H Ohio	58 77	106	H Buffalo	69 58	
						65	A Ball St.	41 66	108	A UT Martin	47 74	
						68	A Central Mich.	54 77	117	H Toledo	50 55	
						68	H Central Mich.	58 72	124	A Akron	54 66	
						78	A Michigan	55 97	124	A Akron	65 77	
						86	H Eastern Mich.	46 70	124	H Akron	62 65	
									146	H Northern Ky.	57 71	
									150	A Western Mich.	66 80	
									177	H Eastern Ky.	72 77	
									179	A Fla. Atlantic	65 68	
									209	H Oakland	65 54	
									239	A Valparaiso	75 72	
									256	A Bowling Green	56 76	
									256	H Bowling Green	58 64	
									263	A Northern Ill.	73 92	
									263	H Northern Ill.	66 60	
									269	H Austin Peay	75 60	
									307	H Morehead St.	59 57	
									318	A Kent St.	53 59	
									318	H Kent St.	55 52	
									322	N LIU Brooklyn	68 49	
									329	H Evansville	91 85	
LAST 12 Division I GAMES:												
124	A Akron	54 66	51	A Ohio	44 72							
51	H Ohio	58 77	86	H Eastern Mich.	46 70							
318	A Kent St.	53 59	263	A Northern Ill.	73 92							
256	A Bowling Green	56 76	124	A Akron	65 77							
124	H Akron	62 65	318	H Kent St.	55 52							
106	A Buffalo	39 58	68	A Central Mich.	54 77							

Non-Div I Games:

Miami (OH)

 Loss,
 Non-Conf,
 S Site,
 H Home
 A Away
N Neutral

Michigan

Through Games Of March 12, 2016

Average RPI Win:	152	WON-LOST	WINNING	LAST 10	STRENGTH OF	OPP. STRENGTH	TEAM	ADJ.	CONF.	ADJ CONF.
Average RPI Loss:	42	RECORD	PCT. RANK	GAMES	SCHEDULE	OF SCHEDULE	RPI	RPI	RPI	RPI
DIV. I ONLY	17- 13	137	6- 4	45	40	78	78	5	5	
DIV. I NON-CONF.	8- 3	77	0- 0	106	113	83	83	4	4	
TOTALS	RPI 1-25	RPI 26-50	W-L RECORDS	RPI 51-100	RPI 101-150	RPI 150+				
17- 13	0- 5	0- 2	OVERALL	4- 6	5- 0	8- 0				
12- 5	0- 3	0- 0	HOME	2- 2	3- 0	7- 0				
5- 7	0- 2	0- 2	AWAY	2- 3	2- 0	1- 0				
0- 1	0- 0	0- 0	NEUTRAL	0- 1	0- 0	0- 0				
8- 3	0- 1	0- 1	NON-CONFERENCE	0- 1	2- 0	6- 0				
7- 1	0- 1	0- 0	HOME	0- 0	2- 0	5- 0				
1- 2	0- 0	0- 1	AWAY	0- 1	0- 0	1- 0				
0- 0	0- 0	0- 0	NEUTRAL	0- 0	0- 0	0- 0				
9- 10	0- 4	0- 1	CONFERENCE	4- 5	3- 0	2- 0				
5- 4	0- 2	0- 0	HOME	2- 2	1- 0	2- 0				
4- 5	0- 2	0- 1	AWAY	2- 2	2- 0	0- 0				
0- 1	0- 0	0- 0	NEUTRAL	0- 1	0- 0	0- 0				

RPI 1-25				RPI 26-50				RPI 51-100				Team's RPI: 78	RPI 101+			
RPI	S	Opponent	Score	RPI	S	Opponent	Score	RPI	S	Opponent	Score		RPI	S	Opponent	Score
6	H	Ohio St.	93 97	36	A	Princeton	57 74	52	A	Rutgers	50 72		101	A	Northwestern	70 65
8	A	Maryland	56 76	46	A	Indiana	69 77	58	A	Iowa	69 85		132	H	Pittsburgh	82 45
8	H	Maryland	67 74					58	H	Iowa	82 75		137	A	Penn St.	91 87
10	H	UCLA	77 86					58	N	Iowa	85 97		137	H	Penn St.	78 73
17	A	Michigan St.	64 85					67	A	Purdue	68 61		142	H	Oral Roberts	61 44
								67	H	Purdue	63 65		158	A	Detroit	88 61
								80	A	Minnesota	93 86		168	H	Xavier	92 54
								80	H	Minnesota	92 76		182	H	Illinois	96 83
								86	A	Eastern Mich.	63 64		200	H	Wisconsin	82 65
								95	H	Nebraska	81 93		215	H	USC Upstate	119 61
													221	H	Hartford	83 47
													223	H	Binghamton	90 62
													283	H	Miami (OH)	97 55
LAST 12 Division I GAMES:																
				58	N	Iowa	85 97	200	H	Wisconsin	82 65					
				52	A	Rutgers	50 72	182	H	Illinois	96 83					
				101	A	Northwestern	70 65	17	A	Michigan St.	64 85					
				137	H	Penn St.	78 73	80	H	Minnesota	92 76					
				8	A	Maryland	56 76	58	A	Iowa	69 85					
				67	A	Purdue	68 61	95	H	Nebraska	81 93					

Non-Div I Games:

Michigan

■ Loss,
 ■ Non-Conf,
 ■ S Site,
 ■ H Home
 ■ A Away
 N Neutral

Average RPI Win:	118	WON-LOST	WINNING	LAST 10	STRENGTH OF	OPP. STRENGTH	TEAM	ADJ.	CONF.	ADJ CONF.
Average RPI Loss:	40	RECORD	PCT. RANK	GAMES	SCHEDULE	OF SCHEDULE	RPI	RPI	RPI	RPI
DIV. I ONLY	24- 8	45	7- 3	29	16	17	17	5	5	
DIV. I NON-CONF.	9- 2	37	0- 0	72	44	39	39	4	4	
TOTALS	RPI 1-25	RPI 26-50	W-L RECORDS	RPI 51-100	RPI 101-150	RPI 150+				
24- 8	2- 5	1- 1	OVERALL	8- 1	3- 1	10- 0				
13- 2	1- 1	1- 0	HOME	5- 0	2- 1	4- 0				
8- 4	0- 2	0- 1	AWAY	2- 1	1- 0	5- 0				
3- 2	1- 2	0- 0	NEUTRAL	1- 0	0- 0	1- 0				
9- 2	0- 2	1- 0	NON-CONFERENCE	0- 0	1- 0	7- 0				
5- 1	0- 1	1- 0	HOME	0- 0	1- 0	3- 0				
3- 0	0- 0	0- 0	AWAY	0- 0	0- 0	3- 0				
1- 1	0- 1	0- 0	NEUTRAL	0- 0	0- 0	1- 0				
15- 6	2- 3	0- 1	CONFERENCE	8- 1	2- 1	3- 0				
8- 1	1- 0	0- 0	HOME	5- 0	1- 1	1- 0				
5- 4	0- 2	0- 1	AWAY	2- 1	1- 0	2- 0				
2- 1	1- 1	0- 0	NEUTRAL	1- 0	0- 0	0- 0				

RPI	S	Opponent	Score	RPI	S	Opponent	Score	RPI	S	Opponent	Score	RPI	S	Opponent	Score
2	N	Baylor	76 84	35	H	Georgia	66 45	52	A	Rutgers	70 67	101	H	Northwestern	74 51
6	A	Ohio St.	80 85	46	A	Indiana	65 81	52	H	Rutgers	59 48	137	A	Penn St.	71 55
6	H	Ohio St.	107 105					58	A	Iowa	74 69	137	H	Penn St.	61 65
6	N	Ohio St.	82 63					58	H	Iowa	80 73	150	H	Western Mich.	78 40
8	A	Maryland	76 85					67	H	Purdue	68 56	151	A	Northeastern	77 51
8	N	Maryland	44 60					67	N	Purdue	65 64	158	H	Detroit	81 42
14	H	Louisville	78 85					78	H	Michigan	85 64	167	H	Idaho St.	79 60
								80	H	Minnesota	114 106	175	H	Loyola Chicago	76 47
								95	A	Nebraska	66 73	182	A	Illinois	71 43
												189	A	Davidson	73 44
												200	A	Wisconsin	77 54
												200	H	Wisconsin	77 67
												209	A	Oakland	82 62
												243	N	Cincinnati	103 63
LAST 12 Division I GAMES:															
		8 N Maryland	44 60			52 A Rutgers	70 67								
		6 N Ohio St.	82 63			95 A Nebraska	66 73								
		67 N Purdue	65 64			137 H Penn St.	61 65								
		6 H Ohio St.	107 105			58 A Iowa	74 69								
		182 A Illinois	71 43			8 A Maryland	76 85								
		80 H Minnesota	114 106			78 H Michigan	85 64								

Non-Div I Games:

Michigan St.

Average RPI Win:	191	WON-LOST	WINNING	LAST 10	STRENGTH OF	OPP. STRENGTH	TEAM	ADJ.	CONF.	ADJ CONF.
Average RPI Loss:	76	RECORD	PCT. RANK	GAMES	SCHEDULE	OF SCHEDULE	RPI	RPI	RPI	RPI
DIV. I ONLY	24- 8	45	9- 1	119	104	59	59	13	13	
DIV. I NON-CONF.	6- 5	146	0- 0	145	85	133	133	11	11	
TOTALS	RPI 1-25	RPI 26-50	W-L RECORDS	RPI 51-100	RPI 101-150	RPI 150+				
24- 8	0- 1	1- 2	OVERALL	2- 2	4- 2	17- 1				
11- 3	0- 1	1- 0	HOME	2- 0	1- 2	7- 0				
10- 4	0- 0	0- 1	AWAY	0- 1	1- 0	9- 0				
3- 1	0- 0	0- 0	NEUTRAL	0- 0	2- 0	1- 1				
6- 5	0- 1	0- 0	NON-CONFERENCE	1- 2	0- 1	5- 1				
3- 2	0- 1	0- 0	HOME	1- 0	0- 1	2- 0				
3- 2	0- 0	0- 0	AWAY	0- 2	0- 0	3- 0				
0- 1	0- 0	0- 0	NEUTRAL	0- 0	0- 0	0- 1				
18- 3	0- 0	1- 2	CONFERENCE	1- 0	4- 1	12- 0				
8- 1	0- 0	1- 0	HOME	1- 0	1- 1	5- 0				
7- 2	0- 0	0- 2	AWAY	0- 0	1- 0	6- 0				
3- 0	0- 0	0- 0	NEUTRAL	0- 0	2- 0	1- 0				

RPI 1-25				RPI 26-50				RPI 51-100 Team's RPI: 59				RPI 101+			
RPI	S	Opponent	Score	RPI	S	Opponent	Score	RPI	S	Opponent	Score	RPI	S	Opponent	Score
12	H	Kentucky	52 68	37	A	UTEP	73 84	51	A	Ohio	49 72	111	H	Virginia	66 70
				38	A	Western Ky.	51 62	68	A	Central Mich.	59 81	128	A	Marshall	79 73
				38	H	Western Ky.	83 75	87	H	Missouri St.	70 54	128	H	Marshall	65 54
								89	H	Charlotte	72 67	128	N	Marshall	69 41
												129	H	Old Dominion	58 61
												129	N	Old Dominion	70 54
												155	A	UAB	77 72
												155	H	UAB	68 40
												160	N	Alabama	46 64
												168	A	Xavier	62 53
												176	H	Ole Miss	84 75
												179	A	Fla. Atlantic	83 73
												179	H	Fla. Atlantic	71 65
												188	H	Southern Miss.	74 44
												208	H	Louisiana Tech	68 57
												225	A	Rice	61 60
												225	N	Rice	74 54
												240	A	North Texas	76 52
												268	A	UTSA	74 63
												269	A	Austin Peay	86 55
												279	H	Tennessee Tech	69 53
												304	A	FIU	85 62
												304	H	FIU	77 55
												325	A	Nevada	90 46
LAST 12 Division I GAMES:															
				129	N	Old Dominion	70 54	38	A	Western Ky.	51 62				
				128	N	Marshall	69 41	155	A	UAB	77 72				
				225	N	Rice	74 54	188	H	Southern Miss.	74 44				
				304	H	FIU	77 55	208	H	Louisiana Tech	68 57				
				179	H	Fla. Atlantic	71 65	304	A	FIU	85 62				
				128	A	Marshall	79 73	179	A	Fla. Atlantic	83 73				

Non-Div I Games:

Middle Tenn.

■ Loss,
 ■ Non-Conf, S Site,
 ■ Home
 ■ Away
 N Neutral

Average RPI Win:	230	WON-LOST	WINNING	LAST 10	STRENGTH OF	OPP. STRENGTH	TEAM	ADJ.	CONF.	ADJ CONF.
Average RPI Loss:	120	RECORD	PCT. RANK	GAMES	SCHEDULE	OF SCHEDULE	RPI	RPI	RPI	RPI
DIV. I ONLY	19- 11	89	7- 3	248	146	140	140	14	14	
DIV. I NON-CONF.	6- 5	146	0- 0	346	166	274	274	16	16	
TOTALS	RPI 1-25	RPI 26-50	W-L RECORDS	RPI 51-100	RPI 101-150	RPI 150+				
19- 11	0- 3	0- 0	OVERALL	3- 1	2- 3	14- 4				
9- 5	0- 1	0- 0	HOME	1- 1	1- 1	7- 2				
8- 6	0- 2	0- 0	AWAY	1- 0	1- 2	6- 2				
2- 0	0- 0	0- 0	NEUTRAL	1- 0	0- 0	1- 0				
6- 5	0- 1	0- 0	NON-CONFERENCE	0- 1	0- 1	6- 2				
3- 2	0- 0	0- 0	HOME	0- 1	0- 0	3- 1				
2- 3	0- 1	0- 0	AWAY	0- 0	0- 1	2- 1				
1- 0	0- 0	0- 0	NEUTRAL	0- 0	0- 0	1- 0				
13- 6	0- 2	0- 0	CONFERENCE	3- 0	2- 2	8- 2				
6- 3	0- 1	0- 0	HOME	1- 0	1- 1	4- 1				
6- 3	0- 1	0- 0	AWAY	1- 0	1- 1	4- 1				
1- 0	0- 0	0- 0	NEUTRAL	1- 0	0- 0	0- 0				

RPI 1-25				RPI 26-50				RPI 51-100				RPI 101+ Team's RPI: 140			
RPI	S	Opponent	Score	RPI	S	Opponent	Score	RPI	S	Opponent	Score	RPI	S	Opponent	Score
21	A	Green Bay	46 69					99	H	Marquette	81 101	101	A	Northwestern	44 69
21	H	Green Bay	42 63					100	A	Wright St.	82 60	130	A	Youngstown St.	67 69
25	A	Miami (FL)	38 77					100	H	Wright St.	68 57	130	H	Youngstown St.	62 70
								100 N		Wright St.	68 60	146	A	Northern Ky.	86 60
												146	H	Northern Ky.	78 71
												158	A	Detroit	76 80
												158	H	Detroit	79 89
												179	A	Fla. Atlantic	67 71
												209	A	Oakland	98 95
												209	H	Oakland	77 64
												239	A	Valparaiso	70 60
												239	H	Valparaiso	82 60
												249	A	Ill.-Chicago	62 56
												249	H	Ill.-Chicago	54 53
												263	H	Northern Ill.	73 58
												264	A	Cleveland St.	62 46
												264	H	Cleveland St.	59 58
												281 N		La Salle	69 53
												303	H	Denver	49 56
												305	H	UMKC	70 48
												315	H	IPFW	73 60
												340	A	Eastern Ill.	82 71
												345	A	Chicago St.	55 48
LAST 12 Division I GAMES:															
				100 N		Wright St.	68 60	239	A	Valparaiso	70 60				
				158	A	Detroit	76 80	130	H	Youngstown St.	62 70				
				209	A	Oakland	98 95	264	H	Cleveland St.	59 58				
				100	H	Wright St.	68 57	21	A	Green Bay	46 69				
				146	H	Northern Ky.	78 71	209	H	Oakland	77 64				
				249	A	Ill.-Chicago	62 56	158	H	Detroit	79 89				

Non-Div I Games:

Milwaukee

■ Loss,
 ■ Non-Conf,
 ■ S Site,
 ■ H Home
 ■ A Away
 N Neutral

Average RPI Win:	151	WON-LOST	WINNING	LAST 10	STRENGTH OF	OPP. STRENGTH	TEAM	ADJ.	CONF.	ADJ CONF.
Average RPI Loss:	65	RECORD	PCT. RANK	GAMES	SCHEDULE	OF SCHEDULE	RPI	RPI	RPI	RPI
DIV. I ONLY	19- 11	89	5- 5	98	39	80	80	5	5	
DIV. I NON-CONF.	8- 3	77	0- 0	239	155	129	129	4	4	
TOTALS	RPI 1-25	RPI 26-50	W-L RECORDS	RPI 51-100	RPI 101-150	RPI 150+				
19- 11	1- 2	1- 2	OVERALL	5- 5	4- 1	8- 1				
14- 2	1- 0	1- 0	HOME	5- 1	3- 0	4- 1				
4- 7	0- 2	0- 2	AWAY	0- 3	1- 0	3- 0				
1- 2	0- 0	0- 0	NEUTRAL	0- 1	0- 1	1- 0				
8- 3	0- 0	0- 1	NON-CONFERENCE	2- 1	1- 0	5- 1				
6- 1	0- 0	0- 0	HOME	2- 0	1- 0	3- 1				
1- 1	0- 0	0- 1	AWAY	0- 0	0- 0	1- 0				
1- 1	0- 0	0- 0	NEUTRAL	0- 1	0- 0	1- 0				
11- 8	1- 2	1- 1	CONFERENCE	3- 4	3- 1	3- 0				
8- 1	1- 0	1- 0	HOME	3- 1	2- 0	1- 0				
3- 6	0- 2	0- 1	AWAY	0- 3	1- 0	2- 0				
0- 1	0- 0	0- 0	NEUTRAL	0- 0	0- 1	0- 0				

RPI S	Opponent	Score	RPI S	Opponent	Score	RPI S	Opponent	Score	RPI S	Opponent	Score
6	H Ohio St.	90 88	46	A Indiana	79 93	52	A Rutgers	55 66	101	A Northwestern	112 106
8	A Maryland	77 110	46	H Indiana	78 76	52	H Rutgers	85 72	101	H Northwestern	95 92
17	A Michigan St.	106 114	47	A Duke	64 84	57	N Auburn	79 81	101	N Northwestern	74 84
						58	H Iowa	78 76	113	H Memphis	70 60
						60	H Maine	91 64	137	H Penn St.	98 85
						67	A Purdue	72 84	165	H New Mexico	53 72
						78	A Michigan	76 92	182	A Illinois	106 75
						78	H Michigan	86 93	182	H Illinois	82 77
						93	H North Dakota	57 47	187	N Stetson	72 69
						95	H Nebraska	110 73	200	A Wisconsin	84 77
									286	H Towson	105 86
									306	H Wofford	98 54
									318	A Kent St.	85 73
									342	H NJIT	83 50
LAST 12 Division I GAMES:											
101	N Northwestern	74 84	95	H Nebraska	110 73						
8	A Maryland	77 110	101	A Northwestern	112 106						
6	H Ohio St.	90 88	52	H Rutgers	85 72						
17	A Michigan St.	106 114	78	A Michigan	76 92						
46	A Indiana	79 93	182	H Illinois	82 77						
58	H Iowa	78 76	200	A Wisconsin	84 77						

Non-Div I Games:

Minnesota

■ Loss,
 ■ Non-Conf, S Site,
 ■ Home
 ■ Away
 N Neutral

Mississippi St.

Through Games Of March 12, 2016

Average RPI Win:	151	WON-LOST	WINNING	LAST 10	STRENGTH OF	OPP. STRENGTH	TEAM	ADJ.	CONF.	ADJ CONF.
Average RPI Loss:	18	RECORD	PCT. RANK	GAMES	SCHEDULE	OF SCHEDULE	RPI	RPI	RPI	RPI
DIV. I ONLY	26- 7	30	7- 3	66	52	24	24	2	2	
DIV. I NON-CONF.	13- 1	8	0- 0	234	232	51	51	2	2	
TOTALS	RPI 1-25	RPI 26-50	W-L RECORDS	RPI 51-100	RPI 101-150	RPI 150+				
26- 7	1- 5	4- 2	OVERALL	4- 0	5- 0	12- 0				
14- 2	0- 2	2- 0	HOME	1- 0	2- 0	9- 0				
6- 4	0- 2	1- 2	AWAY	1- 0	2- 0	2- 0				
6- 1	1- 1	1- 0	NEUTRAL	2- 0	1- 0	1- 0				
13- 1	1- 1	0- 0	NON-CONFERENCE	1- 0	2- 0	9- 0				
8- 0	0- 0	0- 0	HOME	0- 0	1- 0	7- 0				
1- 1	0- 1	0- 0	AWAY	0- 0	0- 0	1- 0				
4- 0	1- 0	0- 0	NEUTRAL	1- 0	1- 0	1- 0				
13- 6	0- 4	4- 2	CONFERENCE	3- 0	3- 0	3- 0				
6- 2	0- 2	2- 0	HOME	1- 0	1- 0	2- 0				
5- 3	0- 1	1- 2	AWAY	1- 0	2- 0	1- 0				
2- 1	0- 1	1- 0	NEUTRAL	1- 0	0- 0	0- 0				

RPI	S	Opponent	Score	RPI	S	Opponent	Score	RPI	S	Opponent	Score	RPI	S	Opponent	Score
4	H	South Carolina	51 57	27	A	Florida	76 70	57	H	Auburn	60 45	112	H	Samford	68 47
4	N	South Carolina	52 66	28	H	Tennessee	65 63	63	N	FGCU	65 60	125	A	LSU	71 52
7	A	Texas	47 53	28	N	Tennessee	58 48	73	A	Vanderbilt	66 61	141	A	Arkansas	65 55
12	H	Kentucky	60 83	35	A	Georgia	43 47	73	N	Vanderbilt	63 46	141	H	Arkansas	80 55
19	A	Texas A&M	58 64	45	A	Missouri	54 66					150	N	Western Mich.	90 68
20	N	South Fla.	68 58	45	H	Missouri	52 42					160	H	Alabama	61 52
LAST 12 Division I GAMES:															
		4 N South Carolina	52 66			12 H Kentucky	60 83								
		28 N Tennessee	58 48			19 A Texas A&M	58 64								
		73 N Vanderbilt	63 46			45 H Missouri	52 42								
		160 H Alabama	61 52			125 A LSU	71 52								
		73 A Vanderbilt	66 61			141 A Arkansas	65 55								
		176 A Ole Miss	60 51			28 H Tennessee	65 63								

Non-Div I Games:

Mississippi St.

Loss, Non-Conf, S Site, H Home A Away N Neutral

Mississippi Valley				Through Games Of March 11, 1918						
Average RPI Win:	337	WON-LOST	WINNING	LAST 10	STRENGTH OF	OPP. STRENGTH	TEAM	ADJ.	CONF.	ADJ CONF.
Average RPI Loss:	226	RECORD	PCT. RANK	GAMES	SCHEDULE	OF SCHEDULE	RPI	RPI	RPI	RPI
DIV. I ONLY	1- 26	348	0- 10	334	324	349	349	30	30	
DIV. I NON-CONF.	0- 8	338	0- 0	245	34	336	336	31	31	

TOTALS	RPI 1-25		RPI 26-50	W-L RECORDS		RPI 51-100	RPI 101-150		RPI 150+	
1- 26	0- 1		0- 0	OVERALL		0- 1	0- 3		1- 21	
1- 8	0- 0		0- 0	HOME		0- 0	0- 1		1- 7	
0- 16	0- 1		0- 0	AWAY		0- 1	0- 2		0- 12	
0- 2	0- 0		0- 0	NEUTRAL		0- 0	0- 0		0- 2	
0- 8	0- 1		0- 0	NON-CONFERENCE		0- 1	0- 1		0- 5	
0- 0	0- 0		0- 0	HOME		0- 0	0- 0		0- 0	
0- 7	0- 1		0- 0	AWAY		0- 1	0- 1		0- 4	
0- 1	0- 0		0- 0	NEUTRAL		0- 0	0- 0		0- 1	
1- 18	0- 0		0- 0	CONFERENCE		0- 0	0- 2		1- 16	
1- 8	0- 0		0- 0	HOME		0- 0	0- 1		1- 7	
0- 9	0- 0		0- 0	AWAY		0- 0	0- 1		0- 8	
0- 1	0- 0		0- 0	NEUTRAL		0- 0	0- 0		0- 1	

[illegible]

Non-Div I Games:	Philander Smith	64	53	Blue Mountain	72	67
------------------	-----------------	----	----	---------------	----	----

Mississippi Val.

■ Loss, ■ Non-Conf, S Site, H Home A Away N Neutral

Average RPI Win:	155	WON-LOST	WINNING	LAST 10	STRENGTH OF	OPP. STRENGTH	TEAM	ADJ.	CONF.	ADJ CONF.
Average RPI Loss:	44	RECORD	PCT. RANK	GAMES	SCHEDULE	OF SCHEDULE	RPI	RPI	RPI	RPI
DIV. I ONLY	21- 9	64	5- 5	67	57	45	45	2	2	
DIV. I NON-CONF.	13- 0	1	0- 0	232	207	34	34	2	2	
TOTALS	RPI 1-25	RPI 26-50	W-L RECORDS	RPI 51-100	RPI 101-150	RPI 150+				
21- 9	1- 4	2- 2	OVERALL	4- 2	4- 1	10- 0				
13- 3	1- 0	1- 2	HOME	1- 1	4- 0	6- 0				
7- 5	0- 2	1- 0	AWAY	3- 0	0- 0	3- 0				
1- 1	0- 0	0- 0	NEUTRAL	0- 1	0- 0	1- 0				
13- 0	0- 0	0- 0	NON-CONFERENCE	3- 0	2- 0	8- 0				
8- 0	0- 0	0- 0	HOME	1- 0	2- 0	5- 0				
4- 0	0- 0	0- 0	AWAY	2- 0	0- 0	2- 0				
1- 0	0- 0	0- 0	NEUTRAL	0- 0	0- 0	1- 0				
8- 9	1- 4	2- 2	CONFERENCE	1- 2	2- 1	2- 0				
5- 3	1- 0	1- 2	HOME	0- 1	2- 0	1- 0				
3- 5	0- 4	1- 0	AWAY	1- 0	0- 1	1- 0				
0- 1	0- 0	0- 0	NEUTRAL	0- 1	0- 0	0- 0				

RPI 1-25				RPI 26-50				Team's RPI: 45		RPI 51-100				RPI 101+			
RPI	S	Opponent	Score	RPI	S	Opponent	Score		RPI	S	Opponent	Score	RPI	S	Opponent	Score	
4	A	South Carolina	58 83	27	H	Florida	79 64		53	A	St. Mary's (CA)	95 78	125	H	LSU	52 46	
12	A	Kentucky	59 69	28	H	Tennessee	55 71		57	A	Auburn	69 55	141	A	Arkansas	52 64	
19	A	Texas A&M	77 81	35	A	Georgia	54 48		57	N	Auburn	45 47	141	H	Arkansas	69 48	
24	A	Mississippi St.	42 52	35	H	Georgia	50 65		73	H	Vanderbilt	52 56	143	H	Wake Forest	94 81	
24	H	Mississippi St.	66 54						87	A	Missouri St.	71 55	149	H	SIUE	75 46	
									89	H	Charlotte	88 71	151	N	Northeastern	69 56	
													160	H	Alabama	63 52	
													176	A	Ole Miss	60 46	
													202	A	Colorado	79 75	
													233	H	Southeast Mo. St.	74 32	
													244	H	Loyola Marymount	80 48	
													246	H	Texas St.	82 56	
													282	H	Lamar	91 57	
													301	A	Wichita St.	57 37	
													337	H	Ark.-Pine Bluff	85 34	
LAST 12 Division I GAMES:																	
				57	N	Auburn	45 47		24	A	Mississippi St.	42 52					
				73	H	Vanderbilt	52 56		35	H	Georgia	50 65					
				12	A	Kentucky	59 69		176	A	Ole Miss	60 46					
				57	A	Auburn	69 55		125	H	LSU	52 46					
				141	H	Arkansas	69 48		27	H	Florida	79 64					
				160	H	Alabama	63 52		19	A	Texas A&M	77 81					

Non-Div I Games:

Missouri

■ Loss,
 ■ Non-Conf,
 ■ S Site,
 ■ H Home
 ■ A Away
 N Neutral

Average RPI Win:	217	WON-LOST	WINNING	LAST 10	STRENGTH OF	OPP. STRENGTH	TEAM	ADJ.	CONF.	ADJ CONF.
Average RPI Loss:	73	RECORD	PCT. RANK	GAMES	SCHEDULE	OF SCHEDULE	RPI	RPI	RPI	RPI
DIV. I ONLY	22- 9	62	8- 2	136	167	87	87	21	21	
DIV. I NON-CONF.	6- 5	146	0- 0	27	25	74	74	17	17	
TOTALS	RPI 1-25	RPI 26-50	W-L RECORDS	RPI 51-100	RPI 101-150	RPI 150+				
22- 9	0- 1	0- 2	OVERALL	1- 3	5- 3	16- 0				
9- 4	0- 0	0- 2	HOME	0- 1	2- 1	7- 0				
10- 3	0- 0	0- 0	AWAY	1- 1	2- 2	7- 0				
3- 2	0- 1	0- 0	NEUTRAL	0- 1	1- 0	2- 0				
6- 5	0- 1	0- 2	NON-CONFERENCE	0- 2	3- 0	3- 0				
2- 2	0- 0	0- 2	HOME	0- 0	1- 0	1- 0				
3- 1	0- 0	0- 0	AWAY	0- 1	2- 0	1- 0				
1- 2	0- 1	0- 0	NEUTRAL	0- 1	0- 0	1- 0				
16- 4	0- 0	0- 0	CONFERENCE	1- 1	2- 3	13- 0				
7- 2	0- 0	0- 0	HOME	0- 1	1- 1	6- 0				
7- 2	0- 0	0- 0	AWAY	1- 0	0- 2	6- 0				
2- 0	0- 0	0- 0	NEUTRAL	0- 0	1- 0	1- 0				

RPI 1-25				RPI 26-50				RPI 51-100				Team's RPI: 87	RPI 101+			
RPI	S	Opponent	Score	RPI	S	Opponent	Score	RPI	S	Opponent	Score		RPI	S	Opponent	Score
9	N	Stanford	65 82	31	H	Oklahoma St.	55 74	59	A	Middle Tenn.	54 70		104	A	Little Rock	64 58
				45	H	Missouri	55 71	60	N	Maine	65 69		110	A	Drake	72 95
								91	A	UNI	78 75		110	H	Drake	75 82
								91	H	UNI	60 65		110	N	Drake	65 61
													138	A	Southern Ill.	61 69
													138	H	Southern Ill.	82 77
													141	A	Arkansas	69 54
													142	H	Oral Roberts	72 64
													161	N	Marist	77 45
													175	A	Loyola Chicago	73 62
													175	H	Loyola Chicago	91 81
													176	A	Ole Miss	91 78
													177	H	Eastern Ky.	87 63
													229	A	Indiana St.	59 51
													229	H	Indiana St.	75 41
													229	N	Indiana St.	70 45
													299	A	Bradley	55 44
													299	H	Bradley	59 56
													301	A	Wichita St.	77 57
													301	H	Wichita St.	74 45
													320	A	Illinois St.	73 51
													320	H	Illinois St.	70 41
													329	A	Evansville	66 47
													329	H	Evansville	77 70
LAST 12 Division I GAMES:																
				110	N	Drake	65 61						138	A	Southern Ill.	61 69
				229	N	Indiana St.	70 45						299	H	Bradley	59 56
				320	H	Illinois St.	70 41						175	H	Loyola Chicago	91 81
				229	H	Indiana St.	75 41						110	A	Drake	72 95
				301	H	Wichita St.	74 45						91	A	UNI	78 75
				329	A	Evansville	66 47						301	A	Wichita St.	77 57

Non-Div I Games: MidAmerica Naz. 88 61

Missouri St.

■ Loss,
 ■ Non-Conf,
 ■ S Site,
 ■ Home
 ■ A Away
 N Neutral

Average RPI Win: 251	WON-LOST	WINNING	LAST 10	STRENGTH OF	OPP. STRENGTH	TEAM	ADJ.	CONF.	ADJ CONF.
Average RPI Loss: 184	RECORD	PCT. RANK	GAMES	SCHEDULE	OF SCHEDULE	RPI	RPI	RPI	RPI
DIV. I ONLY	14- 17	198	7- 3	281	261	245	245	23	23
DIV. I NON-CONF.	2- 7	280	0- 0	310	309	325	325	22	22
TOTALS	RPI 1-25	RPI 26-50	W-L RECORDS	RPI 51-100	RPI 101-150	RPI 150+			
14- 17	0- 0	0- 1	OVERALL	1- 3	0- 2	13- 11			
8- 6	0- 0	0- 0	HOME	1- 1	0- 1	7- 4			
5- 10	0- 0	0- 1	AWAY	0- 1	0- 1	5- 7			
1- 1	0- 0	0- 0	NEUTRAL	0- 1	0- 0	1- 0			
2- 7	0- 0	0- 1	NON-CONFERENCE	0- 1	0- 0	2- 5			
1- 3	0- 0	0- 0	HOME	0- 1	0- 0	1- 2			
1- 4	0- 0	0- 1	AWAY	0- 0	0- 0	1- 3			
0- 0	0- 0	0- 0	NEUTRAL	0- 0	0- 0	0- 0			
12- 10	0- 0	0- 0	CONFERENCE	1- 2	0- 2	11- 6			
7- 3	0- 0	0- 0	HOME	1- 0	0- 1	6- 2			
4- 6	0- 0	0- 0	AWAY	0- 1	0- 1	4- 4			
1- 1	0- 0	0- 0	NEUTRAL	0- 1	0- 0	1- 0			

RPI S	Opponent	Score	RPI S	Opponent	Score	RPI S	Opponent	Score	RPI S	Opponent	Score	Team's RPI: 245
36	A Princeton	70 81	85	A Quinnipiac	58 85	103	A Iona	56 68				
			85	H Quinnipiac	63 60	103	H Iona	49 64				
			85	N Quinnipiac	59 66	161	A Marist	55 78				
			86	H Eastern Mich.	68 78	161	H Marist	60 52				
						196	H Robert Morris	47 60				
						199	A Fairfield	70 80				
						199	H Fairfield	60 68				
						199	N Fairfield	64 46				
						212	A Lehigh	88 95				
						227	A Canisius	81 71				
						227	H Canisius	79 75				
						230	A Siena	54 64				
						230	H Siena	63 69				
						248	A Manhattan	57 56				
						248	H Manhattan	72 62				
						265	A Providence	59 71				
						281	H La Salle	50 65				
						284	A Rider	87 75				
						284	H Rider	76 61				
						291	A Niagara	68 55				
						291	H Niagara	83 60				
						294	A Colgate	86 80				
						313	A Fairleigh Dickinson	75 81				
						335	H St. Francis Brooklyn	63 54				
						338	A Saint Peter's	62 67				
						338	H Saint Peter's	71 52				
LAST 12 Division I GAMES:												
			85	N Quinnipiac	59 66	199	A Fairfield	70 80				
			199	N Fairfield	64 46	248	A Manhattan	57 56				
			338	H Saint Peter's	71 52	227	H Canisius	79 75				
			284	H Rider	76 61	103	A Iona	56 68				
			227	A Canisius	81 71	248	H Manhattan	72 62				
			291	A Niagara	68 55	199	H Fairfield	60 68				

Non-Div I Games:

Monmouth

■ Loss,
 ■ Non-Conf,
 ■ S Site,
 ■ H Home
 ■ A Away
 N Neutral

Average RPI Win: 242	WON-LOST	WINNING	LAST 10	STRENGTH OF	OPP. STRENGTH	TEAM	ADJ.	CONF.	ADJ CONF.
Average RPI Loss: 153	RECORD	PCT. RANK	GAMES	SCHEDULE	OF SCHEDULE	RPI	RPI	RPI	RPI
DIV. I ONLY	19- 11	89	8- 2	323	196	173	173	19	19
DIV. I NON-CONF.	6- 4	125	0- 0	287	252	209	209	23	23
TOTALS	RPI 1-25	RPI 26-50	W-L RECORDS	RPI 51-100	RPI 101-150	RPI 150+			
19- 11	0- 0	0- 1	OVERALL	1- 3	0- 1	18- 6			
13- 2	0- 0	0- 0	HOME	0- 1	0- 0	13- 1			
4- 8	0- 0	0- 1	AWAY	0- 1	0- 1	4- 5			
2- 1	0- 0	0- 0	NEUTRAL	1- 1	0- 0	1- 0			
6- 4	0- 0	0- 1	NON-CONFERENCE	1- 0	0- 0	5- 3			
5- 1	0- 0	0- 0	HOME	0- 0	0- 0	5- 1			
0- 3	0- 0	0- 1	AWAY	0- 0	0- 0	0- 2			
1- 0	0- 0	0- 0	NEUTRAL	1- 0	0- 0	0- 0			
13- 7	0- 0	0- 0	CONFERENCE	0- 3	0- 1	13- 3			
8- 1	0- 0	0- 0	HOME	0- 1	0- 0	8- 0			
4- 5	0- 0	0- 0	AWAY	0- 1	0- 1	4- 3			
1- 1	0- 0	0- 0	NEUTRAL	0- 1	0- 0	1- 0			

RPI S	Opponent	Score	RPI S	Opponent	Score	RPI S	Opponent	Score	RPI S	Opponent	Score	Team's RPI: 173
41	A Colorado St.	43 75	79	N Drexel	58 50	121	A Idaho	61 78				
			93	A North Dakota	61 73	162	A Montana St.	52 61				
			93	H North Dakota	59 61	162	H Montana St.	70 66				
			93	N North Dakota	62 65	167	H Idaho St.	62 47				
						171	A Eastern Wash.	65 67				
						172	A Sacramento St.	75 83				
						172	H Sacramento St.	90 83				
						178	H Pacific	64 54				
						179	H Fla. Atlantic	83 69				
						184	A Northern Colo.	72 66				
						184	H Northern Colo.	58 46				
						192	H Weber St.	84 75				
						212	A Lehigh	53 80				
						234	H Utah St.	86 70				
						258	A Wyoming	61 68				
						272	H Seattle	44 58				
						292	H Portland	90 67				
						309	A Northern Ariz.	61 57				
						309	H Northern Ariz.	81 58				
						309	N Northern Ariz.	78 63				
						321	A Portland St.	79 58				
						321	H Portland St.	76 57				
						333	A Southern Utah	81 50				
						333	H Southern Utah	66 60				
						339	H Cal St. Fullerton	86 51				
LAST 12 Division I GAMES:												
			93	N North Dakota	62 65	162	H Montana St.	70 66				
			309	N Northern Ariz.	78 63	309	A Northern Ariz.	61 57				
			184	A Northern Colo.	72 66	333	A Southern Utah	81 50				
			93	A North Dakota	61 73	321	H Portland St.	76 57				
			192	H Weber St.	84 75	172	H Sacramento St.	90 83				
			167	H Idaho St.	62 47	162	A Montana St.	52 61				

Non-Div I Games: Mont. St.-Northern 80 32

Montana

Average RPI Win:	250	WON-LOST	WINNING	LAST 10	STRENGTH OF	OPP. STRENGTH	TEAM	ADJ.	CONF.	ADJ CONF.
Average RPI Loss:	159	RECORD	PCT. RANK	GAMES	SCHEDULE	OF SCHEDULE	RPI	RPI	RPI	RPI
DIV. I ONLY	19- 9	75	6- 4	344	203	162	162	19	19	
DIV. I NON-CONF.	5- 4	138	0- 0	347	241	262	262	23	23	
TOTALS	RPI 1-25	RPI 26-50	W-L RECORDS	RPI 51-100	RPI 101-150	RPI 150+				
19- 9	0- 0	0- 0	OVERALL	1- 2	1- 1	17- 6				
11- 1	0- 0	0- 0	HOME	1- 1	0- 0	10- 0				
7- 7	0- 0	0- 0	AWAY	0- 1	1- 1	6- 5				
1- 1	0- 0	0- 0	NEUTRAL	0- 0	0- 0	1- 1				
5- 4	0- 0	0- 0	NON-CONFERENCE	0- 1	0- 1	5- 2				
2- 1	0- 0	0- 0	HOME	0- 1	0- 0	2- 0				
2- 3	0- 0	0- 0	AWAY	0- 0	0- 1	2- 2				
1- 0	0- 0	0- 0	NEUTRAL	0- 0	0- 0	1- 0				
14- 5	0- 0	0- 0	CONFERENCE	1- 1	1- 0	12- 4				
9- 0	0- 0	0- 0	HOME	1- 0	0- 0	8- 0				
5- 4	0- 0	0- 0	AWAY	0- 1	1- 0	4- 3				
0- 1	0- 0	0- 0	NEUTRAL	0- 0	0- 0	0- 1				

RPI S	Opponent	Score	RPI S	Opponent	Score	RPI S	Opponent	Score	RPI S	Opponent	Score	Team's RPI: 162
						81	H San Diego	49 62	116	A Gonzaga	52 65	
						93	A North Dakota	76 77	121	A Idaho	62 59	
						93	H North Dakota	69 61	167	H Idaho St.	82 80	
									167	N Idaho St.	50 52	
									171	A Eastern Wash.	69 81	
									172	A Sacramento St.	80 79	
									172	H Sacramento St.	116 99	
									173	A Montana	66 70	
									173	H Montana	61 52	
									184	A Northern Colo.	73 80	
									184	H Northern Colo.	66 58	
									190	A Cal Poly	57 66	
									192	H Weber St.	92 71	
									258	A Wyoming	69 75	
									272	A Seattle	80 51	
									292	H Portland	86 57	
									309	A Northern Ariz.	83 72	
									309	H Northern Ariz.	86 77	
									321	A Portland St.	106 59	
									321	H Portland St.	74 64	
									325	A Nevada	66 53	
									329	N Evansville	81 55	
									333	A Southern Utah	87 66	
									333	H Southern Utah	86 59	
									339	H Cal St. Fullerton	89 66	
LAST 12 Division I GAMES:												
			167	N Idaho St.	50 52	333	A Southern Utah	87 66				
			93	A North Dakota	76 77	309	A Northern Ariz.	83 72				
			184	A Northern Colo.	73 80	172	H Sacramento St.	116 99				
			167	H Idaho St.	82 80	321	H Portland St.	74 64				
			192	H Weber St.	92 71	173	H Montana	61 52				
			173	A Montana	66 70	121	A Idaho	62 59				

Non-Div I Games: Montana Western 74 36 Carroll (MT) 74 34

Montana St.

Loss, Non-Conf, S Site, H Home A Away N Neutral

Average RPI Win:	307	WON-LOST	WINNING	LAST 10	STRENGTH OF	OPP. STRENGTH	TEAM	ADJ.	CONF.	ADJ CONF.
Average RPI Loss:	186	RECORD	PCT. RANK	GAMES	SCHEDULE	OF SCHEDULE	RPI	RPI	RPI	RPI
DIV. I ONLY	8- 20	286	3- 7	315	280	307	307	24	24	
DIV. I NON-CONF.	4- 8	234	0- 0	297	310	275	275	24	24	
TOTALS	RPI 1-25	RPI 26-50	W-L RECORDS	RPI 51-100	RPI 101-150	RPI 150+				
8- 20	0- 2	0- 0	OVERALL	0- 2	0- 4	8- 12				
4- 8	0- 0	0- 0	HOME	0- 1	0- 2	4- 5				
4- 12	0- 0	0- 0	AWAY	0- 0	0- 0	4- 0				
0- 0	0- 0	0- 0	NEUTRAL	0- 0	0- 0	0- 0				
4- 8	0- 2	0- 0	NON-CONFERENCE	0- 0	0- 2	4- 4				
2- 2	0- 0	0- 0	HOME	0- 0	0- 1	2- 1				
2- 6	0- 2	0- 0	AWAY	0- 0	0- 1	2- 3				
0- 0	0- 0	0- 0	NEUTRAL	0- 0	0- 0	0- 0				
4- 12	0- 0	0- 0	CONFERENCE	0- 2	0- 2	4- 8				
2- 6	0- 0	0- 0	HOME	0- 1	0- 1	2- 4				
2- 6	0- 0	0- 0	AWAY	0- 1	0- 1	2- 4				
0- 0	0- 0	0- 0	NEUTRAL	0- 0	0- 0	0- 0				

RPI 1-25				RPI 26-50				RPI 51-100				RPI 101+ Team's RPI: 307			
RPI	S	Opponent	Score	RPI	S	Opponent	Score	RPI	S	Opponent	Score	RPI	S	Opponent	Score
12	A	Kentucky	57 112					77	A	Belmont	71 99	108	H	UT Martin	67 85
22	A	West Virginia	56 94					77	H	Belmont	74 89	128	H	Marshall	101 104
												138	A	Southern Ill.	69 102
												149	A	SIUE	81 90
												177	A	Eastern Ky.	93 100
												177	H	Eastern Ky.	77 89
												215	H	USC Upstate	72 86
												233	H	Southeast Mo. St.	79 89
												255	A	Tennessee St.	76 78
												255	H	Tennessee St.	60 68
												261	A	Murray St.	79 83
												267	A	UC Santa Barbara	78 93
												269	H	Austin Peay	75 96
												271	A	Georgia St.	99 90
												279	A	Tennessee Tech	69 77
												279	H	Tennessee Tech	75 71
												283	A	Miami (OH)	57 59
												289	H	Kennesaw St.	83 77
												298	A	Jacksonville St.	70 66
												298	H	Jacksonville St.	67 63
												334	A	Lipscomb	92 77
												340	A	Eastern Ill.	85 77
												345	A	Chicago St.	71 75
												346	H	Alabama A&M	112 69
LAST 12 Division I GAMES:															
298	A	Jacksonville St.	70 66	77	A	Belmont	71 99								
255	H	Tennessee St.	60 68	177	A	Eastern Ky.	93 100								
177	H	Eastern Ky.	77 89	279	H	Tennessee Tech	75 71								
279	A	Tennessee Tech	69 77	298	H	Jacksonville St.	67 63								
77	H	Belmont	74 89	269	H	Austin Peay	75 96								
255	A	Tennessee St.	76 78	340	A	Eastern Ill.	85 77								

Non-Div I Games: Ky. Christian 121 91 Mt. St. Joseph 117 53

Morehead St.

Loss, Non-Conf, S Site, H Home A Away N Neutral

Average RPI Win: 294	WON-LOST	WINNING	LAST 10	STRENGTH OF	OPP. STRENGTH	TEAM	ADJ.	CONF.	ADJ CONF.
Average RPI Loss: 182	RECORD	PCT. RANK	GAMES	SCHEDULE	OF SCHEDULE	RPI	RPI	RPI	RPI
DIV. I ONLY	12- 17	223	5- 5	249	339	257	257	32	32
DIV. I NON-CONF.	1- 10	330	0- 0	19	307	247	247	30	30
TOTALS	RPI 1-25	RPI 26-50	W-L RECORDS	RPI 51-100	RPI 101-150	RPI 150+			
12- 17	0- 1	0- 2	OVERALL	1- 0	0- 1	11- 13			
6- 5	0- 0	0- 0	HOME	1- 0	0- 0	5- 5			
5- 9	0- 0	0- 0	AWAY	0- 0	0- 0	5- 1			
1- 3	0- 0	0- 1	NEUTRAL	0- 0	0- 0	1- 2			
1- 10	0- 1	0- 2	NON-CONFERENCE	1- 0	0- 1	0- 6			
1- 2	0- 0	0- 0	HOME	1- 0	0- 0	0- 2			
0- 6	0- 1	0- 1	AWAY	0- 0	0- 1	0- 3			
0- 2	0- 0	0- 1	NEUTRAL	0- 0	0- 0	0- 1			
11- 7	0- 0	0- 0	CONFERENCE	0- 0	0- 0	11- 7			
5- 3	0- 0	0- 0	HOME	0- 0	0- 0	5- 3			
5- 3	0- 0	0- 0	AWAY	0- 0	0- 0	5- 3			
1- 1	0- 0	0- 0	NEUTRAL	0- 0	0- 0	1- 1			

RPI 1-25				RPI 26-50				RPI 51-100				RPI 101+ Team's RPI: 257			
RPI	S	Opponent	Score	RPI	S	Opponent	Score	RPI	S	Opponent	Score	RPI	S	Opponent	Score
13	A	Syracuse	61 90	30	A	James Madison	31 92	98	H	Bucknell	64 50	123	A	Virginia Tech	33 73
				41	N	Colorado St.	36 54					159	A	Stony Brook	42 46
												186	H	UMBC	46 65
												195	H	N.C. A&T	55 65
												196	A	Robert Morris	44 76
												205	A	Brown	45 72
												207	A	Hampton	47 60
												207	H	Hampton	51 65
												230	N	Siena	46 69
												231	A	Coppin St.	38 82
												231	H	Coppin St.	72 51
												231	N	Coppin St.	53 63
												250	A	Bethune-Cookman	48 63
												280	A	UMES	77 69
												280	H	UMES	42 50
												290	A	Florida A&M	67 62
												293	A	South Carolina St.	62 56
												297	A	Savannah St.	66 60
												305	H	UMKC	50 59
												324	H	Delaware St.	56 49
												327	H	Howard	78 66
												347	A	Norfolk St.	59 56
												347	H	Norfolk St.	67 58
												348	H	N.C. Central	66 55
												348	N	N.C. Central	52 42
LAST 12 Division I GAMES:															
				231	N	Coppin St.	53 63			207	A	Hampton	47 60		
				348	N	N.C. Central	52 42			347	A	Norfolk St.	59 56		
				280	H	UMES	42 50			293	A	South Carolina St.	62 56		
				231	A	Coppin St.	38 82			297	A	Savannah St.	66 60		
				195	H	N.C. A&T	55 65			231	H	Coppin St.	72 51		
				348	H	N.C. Central	66 55			327	H	Howard	78 66		

Non-Div I Games: Washington Adventis74 36

Morgan St.

■ Loss,
 ■ Non-Conf,
 ■ S Site,
 ■ Home
 ■ A Away
 N Neutral

Average RPI Win:	314	WON-LOST	WINNING	LAST 10	STRENGTH OF	OPP. STRENGTH	TEAM	ADJ.	CONF.	ADJ CONF.
Average RPI Loss:	228	RECORD	PCT. RANK	GAMES	SCHEDULE	OF SCHEDULE	RPI	RPI	RPI	RPI
DIV. I ONLY	9- 21	276	4- 6	327	349	316	316	31	31	
DIV. I NON-CONF.	2- 9	296	0- 0	280	342	316	316	32	32	
TOTALS	RPI 1-25	RPI 26-50	W-L RECORDS	RPI 51-100	RPI 101-150	RPI 150+				
9- 21	0- 0	0- 0	OVERALL	0- 1	0- 2	9- 18				
4- 9	0- 0	0- 0	HOME	0- 0	0- 0	4- 9				
5- 12	0- 0	0- 0	AWAY	0- 0	0- 0	5- 4				
0- 0	0- 0	0- 0	NEUTRAL	0- 0	0- 0	0- 0				
2- 9	0- 0	0- 0	NON-CONFERENCE	0- 1	0- 2	2- 6				
0- 4	0- 0	0- 0	HOME	0- 0	0- 0	0- 4				
2- 5	0- 0	0- 0	AWAY	0- 1	0- 2	2- 2				
0- 0	0- 0	0- 0	NEUTRAL	0- 0	0- 0	0- 0				
7- 12	0- 0	0- 0	CONFERENCE	0- 0	0- 0	7- 12				
4- 5	0- 0	0- 0	HOME	0- 0	0- 0	4- 5				
3- 7	0- 0	0- 0	AWAY	0- 0	0- 0	3- 7				
0- 0	0- 0	0- 0	NEUTRAL	0- 0	0- 0	0- 0				

RPI 1-25			RPI 26-50			RPI 51-100			RPI 101+			Team's RPI: 316
RPI	S	Opponent	Score	RPI	S	Opponent	Score	RPI	S	Opponent	Score	
						98 A Bucknell	45 71	123 A Virginia Tech		42 59		
								132 A Pittsburgh		57 74		
								191 A Sacred Heart		47 66		
								191 A Sacred Heart		58 61		
								191 H Sacred Heart		52 60		
								196 A Robert Morris		56 61		
								196 H Robert Morris		67 74		
								203 H Loyola Maryland		63 65		
								219 H William & Mary		74 76		
								231 A Coppin St.		55 66		
								237 A Bryant		52 86		
								237 H Bryant		59 70		
								253 A Campbell		53 62		
								262 A Saint Francis (PA)		57 87		
								262 H Saint Francis (PA)		64 73		
								276 A Central Conn. St.		59 55		
								276 H Central Conn. St.		54 48		
								280 A UMES		57 50		
								291 H Niagara		51 53		
								313 A Fairleigh Dickinson		53 66		
								313 H Fairleigh Dickinson		71 55		
								322 A LIU Brooklyn		50 53		
								322 H LIU Brooklyn		51 61		
								324 A Delaware St.		54 41		
								327 H Howard		49 62		
								335 A St. Francis Brooklyn		57 40		
LAST 12 Division I GAMES:												
						191 A Sacred Heart	47 66	262 H Saint Francis (PA)		64 73		
						191 H Sacred Heart	52 60	343 A Wagner		59 50		
						335 A St. Francis Brooklyn	57 40	322 A LIU Brooklyn		50 53		
						276 A Central Conn. St.	59 55	196 H Robert Morris		67 74		
						237 A Bryant	52 86	343 H Wagner		64 55		
						313 H Fairleigh Dickinson	71 55	191 A Sacred Heart		58 61		

Non-Div I Games:

Mt. St. Mary's

M
t
.
S
t
.
M
a
r
y
'
s

Mt. St. Mary's
RPI S Opponent Score

Through Games Of March 12, 2016

RPI	S	Opponent	Score	
335	H	St. Francis Brooklyn	66	56
343	A	Wagner	59	50
343	H	Wagner	64	55

M
t
.
S
t
.
M
a
r
y
'
s

Mt. St. Mary's

Average RPI Win:	270	WON-LOST	WINNING	LAST 10	STRENGTH OF	OPP. STRENGTH	TEAM	ADJ.	CONF.	ADJ CONF.
Average RPI Loss:	175	RECORD	PCT. RANK	GAMES	SCHEDULE	OF SCHEDULE	RPI	RPI	RPI	RPI
DIV. I ONLY	10- 17	247	5- 5	253	301	261	261	24	24	
DIV. I NON-CONF.	2- 7	280	0- 0	208	337	254	254	24	24	
TOTALS	RPI 1-25	RPI 26-50	W-L RECORDS	RPI 51-100	RPI 101-150	RPI 150+				
10- 17	0- 1	0- 0	OVERALL	0- 3	2- 5	8- 8				
5- 5	0- 0	0- 0	HOME	0- 1	0- 3	5- 1				
4- 11	0- 1	0- 0	AWAY	0- 2	1- 2	3- 6				
1- 1	0- 0	0- 0	NEUTRAL	0- 0	1- 0	0- 1				
2- 7	0- 1	0- 0	NON-CONFERENCE	0- 2	0- 2	2- 2				
0- 2	0- 0	0- 0	HOME	0- 1	0- 1	0- 0				
2- 5	0- 1	0- 0	AWAY	0- 1	0- 1	2- 2				
0- 0	0- 0	0- 0	NEUTRAL	0- 0	0- 0	0- 0				
8- 10	0- 0	0- 0	CONFERENCE	0- 1	2- 3	6- 6				
5- 3	0- 0	0- 0	HOME	0- 0	0- 2	5- 1				
2- 6	0- 0	0- 0	AWAY	0- 1	1- 1	1- 4				
1- 1	0- 0	0- 0	NEUTRAL	0- 0	1- 0	0- 1				

RPI 1-25				RPI 26-50				RPI 51-100				RPI 101+ Team's RPI: 261			
RPI	S	Opponent	Score	RPI	S	Opponent	Score	RPI	S	Opponent	Score	RPI	S	Opponent	Score
15	A	Florida St.	59 101					77	A	Belmont	61 87	108	A	UT Martin	62 92
								90	A	Central Ark.	40 50	108	H	UT Martin	49 70
								90	H	Central Ark.	51 61	108	N	UT Martin	78 76
												138	H	Southern Ill.	57 70
												145	A	Jacksonville	54 79
												149	A	SIUE	79 76
												149	H	SIUE	61 64
												177	A	Eastern Ky.	60 72
												177	N	Eastern Ky.	52 63
												233	A	Southeast Mo. St.	59 96
												233	H	Southeast Mo. St.	80 61
												255	A	Tennessee St.	58 69
												269	A	Austin Peay	72 81
												269	H	Austin Peay	75 72
												279	H	Tennessee Tech	56 50
												298	H	Jacksonville St.	71 74
												307	H	Morehead St.	83 79
												320	A	Illinois St.	76 81
												329	A	Evansville	73 54
												334	A	Lipscomb	85 93
												340	A	Eastern Ill.	74 71
												340	H	Eastern Ill.	66 56
												346	A	Alabama A&M	76 59
LAST 12 Division I GAMES:															
				177	N	Eastern Ky.	52 63	149	A	SIUE	79 76				
				108	N	UT Martin	78 76	269	H	Austin Peay	75 72				
				108	H	UT Martin	49 70	233	A	Southeast Mo. St.	59 96				
				269	A	Austin Peay	72 81	108	A	UT Martin	62 92				
				340	A	Eastern Ill.	74 71	340	H	Eastern Ill.	66 56				
				233	H	Southeast Mo. St.	80 61	149	H	SIUE	61 64				

Non-Div I Games: Blue Mountain 89 64 Oakland City 91 75

Murray St.

Loss, Non-Conf, S Site, H Home A Away N Neutral

Average RPI Win:	297	WON-LOST	WINNING	LAST 10	STRENGTH OF	OPP. STRENGTH	TEAM	ADJ.	CONF.	ADJ CONF.
Average RPI Loss:	174	RECORD	PCT. RANK	GAMES	SCHEDULE	OF SCHEDULE	RPI	RPI	RPI	RPI
DIV. I ONLY	17- 11	109	9- 1	302	338	195	195	32	32	
DIV. I NON-CONF.	2- 7	280	0- 0	146	181	248	248	30	30	
TOTALS	RPI 1-25	RPI 26-50	W-L RECORDS	RPI 51-100	RPI 101-150	RPI 150+				
17- 11	0- 2	0- 0	OVERALL	0- 2	0- 0	17- 7				
6- 4	0- 0	0- 0	HOME	0- 2	0- 0	6- 2				
6- 6	0- 1	0- 0	AWAY	0- 0	0- 0	6- 5				
5- 1	0- 1	0- 0	NEUTRAL	0- 0	0- 0	5- 0				
2- 7	0- 2	0- 0	NON-CONFERENCE	0- 2	0- 0	2- 3				
0- 2	0- 0	0- 0	HOME	0- 2	0- 0	0- 0				
0- 4	0- 1	0- 0	AWAY	0- 0	0- 0	0- 3				
2- 1	0- 1	0- 0	NEUTRAL	0- 0	0- 0	2- 0				
15- 4	0- 0	0- 0	CONFERENCE	0- 0	0- 0	15- 4				
6- 2	0- 0	0- 0	HOME	0- 0	0- 0	6- 2				
6- 2	0- 0	0- 0	AWAY	0- 0	0- 0	6- 2				
3- 0	0- 0	0- 0	NEUTRAL	0- 0	0- 0	3- 0				

RPI 1-25				RPI 26-50				RPI 51-100				RPI 101+ Team's RPI: 195			
RPI	S	Opponent	Score	RPI	S	Opponent	Score	RPI	S	Opponent	Score	RPI	S	Opponent	Score
6	A	Ohio St.	56 89					63	H	FGCU	36 60	207	H	Hampton	52 55
18	N	Duquesne	67 81					69	H	VCU	49 64	207	N	Hampton	63 54
												231	A	Coppin St.	59 65
												231	N	Coppin St.	65 46
												236	A	Navy	48 52
												250	A	Bethune-Cookman	41 65
												250	H	Bethune-Cookman	68 55
												253	A	Campbell	55 56
												257	A	Morgan St.	65 55
												280	H	UMES	50 56
												290	A	Florida A&M	70 66
												290	H	Florida A&M	80 51
												290	N	Florida A&M	67 50
												293	A	South Carolina St.	57 54
												297	A	Savannah St.	69 59
												297	H	Savannah St.	60 31
												301	A	Wichita St.	53 55
												323	N	North Dakota St.	72 64
												324	A	Delaware St.	84 64
												327	H	Howard	88 70
												333	N	Southern Utah	78 65
												347	H	Norfolk St.	64 53
												348	A	N.C. Central	76 54
												348	H	N.C. Central	60 48
LAST 12 Division I GAMES:															
				231	N	Coppin St.	65 46					257	A	Morgan St.	65 55
				207	N	Hampton	63 54					250	H	Bethune-Cookman	68 55
				290	N	Florida A&M	67 50					290	H	Florida A&M	80 51
				348	H	N.C. Central	60 48					348	A	N.C. Central	76 54
				250	A	Bethune-Cookman	41 65					297	H	Savannah St.	60 31
				290	A	Florida A&M	70 66					231	A	Coppin St.	59 65

Non-Div I Games: Pfeiffer 74 55 North Greenville 64 37

N.C. A&T

Loss, Non-Conf, S Site, H Home A Away N Neutral

N.C. Central

Through Games Of March 12, 2016

Average RPI Win:	286	WON-LOST	WINNING	LAST 10	STRENGTH OF	OPP. STRENGTH	TEAM	ADJ.	CONF.	ADJ CONF.
Average RPI Loss:	250	RECORD	PCT. RANK	GAMES	SCHEDULE	OF SCHEDULE	RPI	RPI	RPI	RPI
DIV. I ONLY	4- 23	326	1- 8	341	344	348	348	32	32	
DIV. I NON-CONF.	1- 9	325	0- 0	322	326	348	348	30	30	
TOTALS	RPI 1-25	RPI 26-50	W-L RECORDS	RPI 51-100	RPI 101-150	RPI 150+				
4- 23	0- 0	0- 0	OVERALL	0- 2	0- 0	4- 21				
4- 6	0- 0	0- 0	HOME	0- 0	0- 0	4- 6				
0- 16	0- 0	0- 0	AWAY	0- 2	0- 0	0- 14				
0- 1	0- 0	0- 0	NEUTRAL	0- 0	0- 0	0- 1				
1- 9	0- 0	0- 0	NON-CONFERENCE	0- 2	0- 0	1- 7				
1- 1	0- 0	0- 0	HOME	0- 0	0- 0	1- 1				
0- 8	0- 0	0- 0	AWAY	0- 2	0- 0	0- 6				
0- 0	0- 0	0- 0	NEUTRAL	0- 0	0- 0	0- 0				
3- 14	0- 0	0- 0	CONFERENCE	0- 0	0- 0	3- 14				
3- 5	0- 0	0- 0	HOME	0- 0	0- 0	3- 5				
0- 8	0- 0	0- 0	AWAY	0- 0	0- 0	0- 8				
0- 1	0- 0	0- 0	NEUTRAL	0- 0	0- 0	0- 1				

RPI S	Opponent	Score	RPI S	Opponent	Score	RPI S	Opponent	Score	RPI S	Opponent	Score	Team's RPI: 348
89	A Charlotte	52 67				185	A Presbyterian	50 60				
95	A Nebraska	47 88				195	A N.C. A&T	48 60				
						195	H N.C. A&T	54 76				
						207	H Hampton	42 76				
						215	A USC Upstate	46 68				
						218	H Furman	66 61				
						231	A Coppin St.	46 63				
						250	A Bethune-Cookman	50 62				
						250	H Bethune-Cookman	46 63				
						253	H Campbell	48 57				
						257	A Morgan St.	55 66				
						257	N Morgan St.	42 52				
						280	H UMES	49 46				
						290	A Florida A&M	45 55				
						290	H Florida A&M	54 69				
						293	A South Carolina St.	51 58				
						297	A Savannah St.	39 57				
						297	H Savannah St.	65 61				
						306	A Wofford	37 60				
						312	A UNCG	56 103				
						314	A Longwood	49 60				
						324	A Delaware St.	56 66				
						327	H Howard	61 68				
						328	A Winthrop	39 62				
						347	H Norfolk St.	63 62				
LAST 12 Division I GAMES:												
257	N Morgan St.	42 52	290	H Florida A&M	54 69							
195	A N.C. A&T	48 60	250	H Bethune-Cookman	46 63							
297	H Savannah St.	65 61	195	H N.C. A&T	54 76							
250	A Bethune-Cookman	50 62	290	A Florida A&M	45 55							
257	A Morgan St.	55 66	324	A Delaware St.	56 66							
231	A Coppin St.	46 63	207	H Hampton	42 76							

Non-Div I Games: Johnson & Wales (NC68 58

N.C. Central

Loss, Non-Conf, S Site, H Home A Away N Neutral

Average RPI Win:	328	WON-LOST	WINNING	LAST 10	STRENGTH OF	OPP. STRENGTH	TEAM	ADJ.	CONF.	ADJ CONF.
Average RPI Loss:	203	RECORD	PCT. RANK	GAMES	SCHEDULE	OF SCHEDULE	RPI	RPI	RPI	RPI
DIV. I ONLY	2- 26	346	1- 9	258	316	342	342	29	29	
DIV. I NON-CONF.	1- 12	337	0- 0	270	324	338	338	28	28	
TOTALS	RPI 1-25	RPI 26-50	W-L RECORDS	RPI 51-100	RPI 101-150	RPI 150+				
2- 26	0- 0	0- 0	OVERALL	0- 5	0- 4	2- 17				
1- 12	0- 0	0- 0	HOME	0- 2	0- 1	1- 9				
1- 14	0- 0	0- 0	AWAY	0- 3	0- 3	1- 8				
0- 0	0- 0	0- 0	NEUTRAL	0- 0	0- 0	0- 0				
1- 12	0- 0	0- 0	NON-CONFERENCE	0- 2	0- 2	1- 8				
0- 6	0- 0	0- 0	HOME	0- 1	0- 0	0- 5				
1- 6	0- 0	0- 0	AWAY	0- 1	0- 2	1- 3				
0- 0	0- 0	0- 0	NEUTRAL	0- 0	0- 0	0- 0				
1- 14	0- 0	0- 0	CONFERENCE	0- 3	0- 2	1- 9				
1- 6	0- 0	0- 0	HOME	0- 1	0- 1	1- 4				
0- 8	0- 0	0- 0	AWAY	0- 2	0- 1	0- 5				
0- 0	0- 0	0- 0	NEUTRAL	0- 0	0- 0	0- 0				

RPI 1-25				RPI 26-50				RPI 51-100				RPI 101+				Team's RPI: 342	
RPI	S	Opponent	Score	RPI	S	Opponent	Score	RPI	S	Opponent	Score	RPI	S	Opponent	Score		
								61	H	Army West Point	35	71	111	A	Virginia	54	81
								63	A	FGCU	37	70	128	A	Marshall	50	63
								63	A	FGCU	31	60	145	A	Jacksonville	37	68
								63	H	FGCU	32	53	145	H	Jacksonville	36	65
								80	A	Minnesota	50	83	187	A	Stetson	55	60
													187	H	Stetson	56	74
													205	H	Brown	49	74
													212	H	Lehigh	47	75
													215	A	USC Upstate	47	67
													215	H	USC Upstate	41	58
													217	H	Dartmouth	39	46
													223	A	Binghamton	50	54
													247	A	Columbia	52	72
													277	H	Vermont	46	54
													289	A	Kennesaw St.	48	64
													289	H	Kennesaw St.	77	82
													322	A	LIU Brooklyn	53	44
													323	H	North Dakota St.	59	64
													326	A	North Florida	49	72
													326	H	North Florida	51	68
													334	A	Lipscomb	49	63
													334	H	Lipscomb	61	51
													343	A	Wagner	53	76
LAST 12 Division I GAMES:																	
				63	A	FGCU	31	60	334	A	Lipscomb	49	63				
				215	A	USC Upstate	47	67	289	H	Kennesaw St.	77	82				
				326	A	North Florida	49	72	334	H	Lipscomb	61	51				
				145	A	Jacksonville	37	68	289	A	Kennesaw St.	48	64				
				187	H	Stetson	56	74	145	H	Jacksonville	36	65				
				63	H	FGCU	32	53	326	H	North Florida	51	68				

Non-Div I Games: St. Joseph (VT) 71 50 St. Joseph's (Brklr) 78 41

NJIT

Loss, Non-Conf, S Site, H Home A Away N Neutral

Navy

Through Games Of March 12, 2016

Average RPI Win:	266	WON-LOST	WINNING	LAST 10	STRENGTH OF	OPP. STRENGTH	TEAM	ADJ.	CONF.	ADJ CONF.
Average RPI Loss:	166	RECORD	PCT. RANK	GAMES	SCHEDULE	OF SCHEDULE	RPI	RPI	RPI	RPI
DIV. I ONLY	14- 15	180	5- 5	264	294	236	236	26	26	
DIV. I NON-CONF.	5- 5	160	0- 0	209	269	207	207	27	27	
TOTALS	RPI 1-25	RPI 26-50	W-L RECORDS	RPI 51-100	RPI 101-150	RPI 150+				
14- 15	0- 0	0- 2	OVERALL	1- 5	0- 0	13- 8				
10- 5	0- 0	0- 1	HOME	1- 2	0- 0	9- 2				
4- 9	0- 0	0- 1	AWAY	0- 2	0- 0	4- 6				
0- 1	0- 0	0- 0	NEUTRAL	0- 1	0- 0	0- 0				
5- 5	0- 0	0- 2	NON-CONFERENCE	1- 1	0- 0	4- 2				
4- 2	0- 0	0- 1	HOME	1- 0	0- 0	3- 1				
1- 3	0- 0	0- 1	AWAY	0- 1	0- 0	1- 1				
0- 0	0- 0	0- 0	NEUTRAL	0- 0	0- 0	0- 0				
9- 10	0- 0	0- 0	CONFERENCE	0- 4	0- 0	9- 6				
6- 3	0- 0	0- 0	HOME	0- 2	0- 0	6- 1				
3- 6	0- 0	0- 0	AWAY	0- 1	0- 0	3- 5				
0- 1	0- 0	0- 0	NEUTRAL	0- 1	0- 0	0- 0				

RPI	S	Opponent	Score	RPI	S	Opponent	Score	RPI	S	Opponent	Score	RPI	S	Opponent	Score	Team's RPI: 236
26	A	Penn	43 57	41	H	Colorado St.	73 82	61	H	Army West Point	34 49	195	H	N.C. A&T	52 48	
								61	N	Army West Point	38 75	203	A	Loyola Maryland	42 44	
								75	A	Hofstra	63 65	203	A	Loyola Maryland	38 51	
								92	H	Elon	73 70	203	H	Loyola Maryland	45 38	
								98	A	Bucknell	52 64	212	A	Lehigh	62 54	
								98	H	Bucknell	41 51	212	H	Lehigh	48 51	
												222	A	Kansas	54 61	
												230	H	Siena	59 58	
												254	A	Holy Cross	49 57	
												254	H	Holy Cross	50 49	
												273	A	American	56 61	
												273	H	American	65 52	
												294	A	Colgate	62 58	
												294	H	Colgate	51 41	
												322	H	LIU Brooklyn	66 68	
												330	A	Lafayette	65 58	
												330	H	Lafayette	64 48	
												338	A	Saint Peter's	50 39	
												341	H	Air Force	64 46	
												344	A	Boston U.	49 51	
												344	H	Boston U.	67 56	
LAST 12 Division I GAMES:																
203	A	Loyola Maryland	42 44	330	H	Lafayette	64 48	203	H	Loyola Maryland	45 38	294	A	Colgate	62 58	
273	A	American	56 61	344	A	Boston U.	49 51	254	H	Holy Cross	50 49	61	N	Army West Point	38 75	
98	A	Bucknell	52 64	212	A	Lehigh	62 54									
273	H	American	65 52													
61	H	Army West Point	34 49													

Non-Div I Games: Johns Hopkins 77 45

Navy

■ Loss,
 ■ Non-Conf, S Site,
 ■ Home
 ■ Away
 N Neutral

Nebraska

Through Games Of March 12, 2016

Average RPI Win:	165	WON-LOST	WINNING	LAST 10	STRENGTH OF	OPP. STRENGTH	TEAM	ADJ.	CONF.	ADJ CONF.
Average RPI Loss:	50	RECORD	PCT. RANK	GAMES	SCHEDULE	OF SCHEDULE	RPI	RPI	RPI	RPI
DIV. I ONLY	18- 12	114	3- 7	101	37	95	95	5	5	
DIV. I NON-CONF.	9- 2	37	0- 0	254	147	100	100	4	4	
TOTALS	RPI 1-25	RPI 26-50	W-L RECORDS	RPI 51-100	RPI 101-150	RPI 150+				
18- 12	1- 3	2- 2	OVERALL	3- 6	5- 1	7- 0				
15- 3	1- 0	2- 1	HOME	1- 2	4- 0	7- 0				
3- 8	0- 3	0- 1	AWAY	2- 3	1- 1	0- 0				
0- 1	0- 0	0- 0	NEUTRAL	0- 1	0- 0	0- 0				
9- 2	0- 1	2- 0	NON-CONFERENCE	0- 1	2- 0	5- 0				
9- 0	0- 0	2- 0	HOME	0- 0	2- 0	5- 0				
0- 2	0- 1	0- 0	AWAY	0- 1	0- 0	0- 0				
0- 0	0- 0	0- 0	NEUTRAL	0- 0	0- 0	0- 0				
9- 10	1- 2	0- 2	CONFERENCE	3- 5	3- 1	2- 0				
6- 3	1- 0	0- 1	HOME	1- 2	2- 0	2- 0				
3- 6	0- 2	0- 1	AWAY	2- 2	1- 1	0- 0				
0- 1	0- 0	0- 0	NEUTRAL	0- 1	0- 0	0- 0				

RPI	S	Opponent	Score	RPI	S	Opponent	Score	RPI	S	Opponent	Score	RPI	S	Opponent	Score
3	A	UConn	46 88	43	H	Arkansas St.	79 71	52	A	Rutgers	56 66	101	A	Northwestern	62 85
6	A	Ohio St.	70 96	46	A	Indiana	47 59	52	H	Rutgers	65 54	101	H	Northwestern	76 67
8	A	Maryland	50 89	46	H	Indiana	68 79	52	N	Rutgers	63 66	115	H	Creighton	65 63
17	H	Michigan St.	73 66	49	H	North Carolina St.	88 67	58	H	Iowa	68 74	137	A	Penn St.	83 78
								67	A	Purdue	62 61	137	H	Penn St.	87 69
								67	H	Purdue	50 68	147	H	Southern U.	89 38
								78	A	Michigan	93 81	182	H	Illinois	73 57
								80	A	Minnesota	73 110	200	H	Wisconsin	75 62
								83	A	California	80 87	309	H	Northern Ariz.	90 67
												326	H	North Florida	91 46
												329	H	Evansville	85 40
												337	H	Ark.-Pine Bluff	96 46
												348	H	N.C. Central	88 47
LAST 12 Division I GAMES:															
				52	N	Rutgers	63 66	80	A	Minnesota	73 110				
				101	H	Northwestern	76 67	46	A	Indiana	47 59				
				46	H	Indiana	68 79	137	H	Penn St.	87 69				
				67	H	Purdue	50 68	52	A	Rutgers	56 66				
				6	A	Ohio St.	70 96	200	H	Wisconsin	75 62				
				17	H	Michigan St.	73 66	78	A	Michigan	93 81				

Non-Div I Games:

Nebraska

■ Loss,
■ Non-Conf,
■ S Site,
■ H Home
■ A Away
N Neutral

Nevada

Through Games Of March 12, 2016

Average RPI Win: 262	WON-LOST	WINNING	LAST 10	STRENGTH OF	OPP. STRENGTH	TEAM	ADJ.	CONF.	ADJ CONF.
Average RPI Loss: 173	RECORD	PCT. RANK	GAMES	SCHEDULE	OF SCHEDULE	RPI	RPI	RPI	RPI
DIV. I ONLY	4- 25	329	1- 9	198	234	325	325	20	20
DIV. I NON-CONF.	0- 10	338	0- 0	204	246	335	335	20	20
TOTALS	RPI 1-25	RPI 26-50	W-L RECORDS	RPI 51-100	RPI 101-150	RPI 150+			
4- 25	0- 0	0- 2	OVERALL	0- 4	0- 2	4- 17			
3- 11	0- 0	0- 1	HOME	0- 3	0- 1	3- 6			
1- 11	0- 0	0- 1	AWAY	0- 0	0- 1	1- 9			
0- 3	0- 0	0- 0	NEUTRAL	0- 1	0- 0	0- 2			
0- 10	0- 0	0- 0	NON-CONFERENCE	0- 4	0- 0	0- 6			
0- 5	0- 0	0- 0	HOME	0- 3	0- 0	0- 2			
0- 3	0- 0	0- 0	AWAY	0- 0	0- 0	0- 3			
0- 2	0- 0	0- 0	NEUTRAL	0- 1	0- 0	0- 1			
4- 15	0- 0	0- 2	CONFERENCE	0- 0	0- 2	4- 11			
3- 6	0- 0	0- 1	HOME	0- 0	0- 1	3- 4			
1- 8	0- 0	0- 1	AWAY	0- 0	0- 1	1- 6			
0- 1	0- 0	0- 0	NEUTRAL	0- 0	0- 0	0- 1			

N
e
v
a
d
aN
e
v
a
d
a

RPI S	Opponent	Score	RPI S	Opponent	Score	RPI S	Opponent	Score	RPI S	Opponent	Score	Team's RPI: 325
41	A Colorado St.	56 74	41	H Colorado St.	37 64	59	H Middle Tenn.	46 90	107	A Fresno St.	56 65	
						72	H San Francisco	62 70	107	H Fresno St.	59 67	
						81	H San Diego	47 84	154	A Boise St.	58 66	
						97	N Washington St.	57 70	154	H Boise St.	61 64	
									162	H Montana St.	53 66	
									165	A New Mexico	42 66	
									165	H New Mexico	47 51	
									178	A Pacific	52 74	
									201	H San Jose St.	63 76	
									204	H Utah Valley	65 73	
									211	A UNLV	59 65	
									211	H UNLV	71 65	
									234	A Utah St.	55 70	
									234	H Utah St.	66 79	
									234	N Utah St.	35 59	
									238	A San Diego St.	70 64	
									244	N Loyola Marymount	58 69	
									249	A Ill.-Chicago	55 70	
									258	A Wyoming	53 68	
									258	H Wyoming	68 65	
									336	A UC Irvine	64 68	
									341	A Air Force	53 59	
									341	H Air Force	68 57	
LAST 12 Division I GAMES:												
234	N Utah St.	35 59	201	H San Jose St.	63 76							
165	A New Mexico	42 66	107	A Fresno St.	56 65							
154	H Boise St.	61 64	341	A Air Force	53 59							
41	A Colorado St.	56 74	41	H Colorado St.	37 64							
234	A Utah St.	55 70	234	H Utah St.	66 79							
211	H UNLV	71 65	238	A San Diego St.	70 64							

Non-Div I Games: San Fran. St. 57 51

Nevada

Loss, Non-Conf, S Site, H Home A Away N Neutral

New Hampshire

Through Games Of March 12, 2016

Average RPI Win:	246	WON-LOST	WINNING	LAST 10	STRENGTH OF	OPP. STRENGTH	TEAM	ADJ.	CONF.	ADJ CONF.
Average RPI Loss:	149	RECORD	PCT. RANK	GAMES	SCHEDULE	OF SCHEDULE	RPI	RPI	RPI	RPI
DIV. I ONLY	11- 18	246	5- 5	184	225	235	235	16	16	
DIV. I NON-CONF.	5- 7	198	0- 0	221	261	214	214	18	18	
TOTALS	RPI 1-25	RPI 26-50	W-L RECORDS	RPI 51-100	RPI 101-150	RPI 150+				
11- 18	0- 0	0- 3	OVERALL	0- 3	0- 1	11- 11				
6- 7	0- 0	0- 2	HOME	0- 1	0- 0	6- 4				
5- 10	0- 0	0- 0	AWAY	0- 0	0- 0	5- 2				
0- 1	0- 0	0- 0	NEUTRAL	0- 1	0- 0	0- 0				
5- 7	0- 0	0- 1	NON-CONFERENCE	0- 0	0- 1	5- 5				
2- 3	0- 0	0- 1	HOME	0- 0	0- 0	2- 2				
3- 4	0- 0	0- 0	AWAY	0- 0	0- 1	3- 3				
0- 0	0- 0	0- 0	NEUTRAL	0- 0	0- 0	0- 0				
6- 11	0- 0	0- 2	CONFERENCE	0- 3	0- 0	6- 6				
4- 4	0- 0	0- 1	HOME	0- 1	0- 0	4- 2				
2- 6	0- 0	0- 1	AWAY	0- 1	0- 0	2- 4				
0- 1	0- 0	0- 0	NEUTRAL	0- 1	0- 0	0- 0				

RPI 1-25				RPI 26-50				RPI 51-100				RPI 101+				Team's RPI: 235	
RPI	S	Opponent	Score	RPI	S	Opponent	Score	RPI	S	Opponent	Score	RPI	S	Opponent	Score		
				26	H	Penn	60 67	60	A	Maine	55 59	120	A	Boston College	51 71		
				44	A	Albany (NY)	48 85	60	H	Maine	52 62	151	H	Northeastern	54 66		
				44	H	Albany (NY)	52 78	60	N	Maine	47 58	153	A	North Carolina	60 65		
												157	A	Yale	46 63		
												159	A	Stony Brook	54 63		
												159	H	Stony Brook	49 46		
												186	A	UMBC	67 59		
												186	H	UMBC	55 65		
												191	A	Sacred Heart	81 69		
												217	A	Dartmouth	61 57		
												221	A	Hartford	44 48		
												221	H	Hartford	53 42		
												223	A	Binghamton	50 51		
												223	H	Binghamton	64 49		
												230	H	Siena	53 57		
												237	A	Bryant	42 55		
												248	H	Manhattan	72 57		
												276	A	Central Conn. St.	64 50		
												277	A	Vermont	63 83		
												277	H	Vermont	59 63		
												319	A	UMass Lowell	63 55		
												319	H	UMass Lowell	65 61		
												344	H	Boston U.	69 52		
LAST 12 Division I GAMES:																	
				60	N	Maine	47 58	44	A	Albany (NY)	48 85						
				186	A	UMBC	67 59	60	A	Maine	55 59						
				277	H	Vermont	59 63	223	H	Binghamton	64 49						
				221	H	Hartford	53 42	186	H	UMBC	55 65						
				319	A	UMass Lowell	63 55	277	A	Vermont	63 83						
				159	H	Stony Brook	49 46	221	A	Hartford	44 48						

Non-Div I Games: Colby-Sawyer 72 41

New Hampshire

Loss, Non-Conf, S Site, H Home A Away N Neutral

Average RPI Win:	246	WON-LOST	WINNING	LAST 10	STRENGTH OF	OPP. STRENGTH	TEAM	ADJ.	CONF.	ADJ CONF.
Average RPI Loss:	131	RECORD	PCT. RANK	GAMES	SCHEDULE	OF SCHEDULE	RPI	RPI	RPI	RPI
DIV. I ONLY	17- 14	150	6- 4	183	221	165	165	20	20	
DIV. I NON-CONF.	7- 4	110	0- 0	79	264	110	110	20	20	
TOTALS	RPI 1-25	RPI 26-50	W-L RECORDS	RPI 51-100	RPI 101-150	RPI 150+				
17- 14	0- 1	0- 3	OVERALL	1- 2	0- 2	16- 6				
10- 6	0- 1	0- 1	HOME	0- 1	0- 1	10- 2				
6- 7	0- 0	0- 1	AWAY	1- 1	0- 1	5- 4				
1- 1	0- 0	0- 1	NEUTRAL	0- 0	0- 0	1- 0				
7- 4	0- 1	0- 1	NON-CONFERENCE	1- 2	0- 0	6- 0				
5- 2	0- 1	0- 0	HOME	0- 1	0- 0	5- 0				
2- 2	0- 0	0- 1	AWAY	1- 1	0- 0	1- 0				
0- 0	0- 0	0- 0	NEUTRAL	0- 0	0- 0	0- 0				
10- 10	0- 0	0- 2	CONFERENCE	0- 0	0- 2	10- 6				
5- 4	0- 0	0- 1	HOME	0- 0	0- 1	5- 2				
4- 5	0- 0	0- 0	AWAY	0- 0	0- 1	4- 4				
1- 1	0- 0	0- 1	NEUTRAL	0- 0	0- 0	1- 0				

RPI 1-25				RPI 26-50				RPI 51-100				RPI 101+ Team's RPI: 165			
RPI	S	Opponent	Score	RPI	S	Opponent	Score	RPI	S	Opponent	Score	RPI	S	Opponent	Score
18	H	Duquesne	69 78	37	A	UTEP	62 70	80	A	Minnesota	72 53	107	A	Fresno St.	43 51
				41	H	Colorado St.	48 49	94	A	New Mexico St.	59 78	107	H	Fresno St.	65 69
				41	N	Colorado St.	42 60	94	H	New Mexico St.	47 52	154	A	Boise St.	70 60
												154	H	Boise St.	60 81
												172	H	Sacramento St.	84 71
												197	A	SMU	63 58
												201	A	San Jose St.	58 59
												201	H	San Jose St.	71 57
												201	N	San Jose St.	65 51
												211	A	UNLV	48 57
												211	H	UNLV	67 53
												234	A	Utah St.	56 72
												234	H	Utah St.	73 70
												238	A	San Diego St.	64 45
												238	H	San Diego St.	46 51
												258	A	Wyoming	48 66
												260	H	Houston Baptist	65 57
												266	H	Pepperdine	60 52
												310	H	Nicholls St.	83 43
												325	A	Nevada	51 47
												325	H	Nevada	66 42
												333	H	Southern Utah	70 48
												341	A	Air Force	63 33
												341	H	Air Force	58 36
LAST 12 Division I GAMES:															
				41	N	Colorado St.	42 60	341	H	Air Force	58 36				
				201	N	San Jose St.	65 51	154	A	Boise St.	70 60				
				325	H	Nevada	66 42	201	A	San Jose St.	58 59				
				238	A	San Diego St.	64 45	234	H	Utah St.	73 70				
				107	A	Fresno St.	43 51	238	H	San Diego St.	46 51				
				41	H	Colorado St.	48 49	211	A	UNLV	48 57				

Non-Div I Games:

New Mexico

■ Loss,
 ■ Non-Conf, S Site,
 ■ Home
 ■ Away
 N Neutral

Average RPI Win:	243	WON-LOST	WINNING	LAST 10	STRENGTH OF	OPP. STRENGTH	TEAM	ADJ.	CONF.	ADJ CONF.
Average RPI Loss:	104	RECORD	PCT. RANK	GAMES	SCHEDULE	OF SCHEDULE	RPI	RPI	RPI	RPI
DIV. I ONLY	24- 4	16	9- 1	308	237	94	94	28	28	
DIV. I NON-CONF.	9- 3	69	0- 0	273	132	126	126	25	25	
TOTALS	RPI 1-25	RPI 26-50	W-L RECORDS	RPI 51-100	RPI 101-150	RPI 150+				
24- 4	0- 0	0- 1	OVERALL	0- 1	1- 1	23- 1				
11- 2	0- 0	0- 1	HOME	0- 0	1- 0	10- 1				
10- 1	0- 0	0- 0	AWAY	0- 0	0- 1	10- 0				
3- 1	0- 0	0- 0	NEUTRAL	0- 1	0- 0	3- 0				
9- 3	0- 0	0- 1	NON-CONFERENCE	0- 1	1- 1	8- 0				
5- 1	0- 0	0- 1	HOME	0- 0	1- 0	4- 0				
3- 1	0- 0	0- 0	AWAY	0- 0	0- 1	3- 0				
1- 1	0- 0	0- 0	NEUTRAL	0- 1	0- 0	1- 0				
15- 1	0- 0	0- 0	CONFERENCE	0- 0	0- 0	15- 1				
6- 1	0- 0	0- 0	HOME	0- 0	0- 0	6- 1				
7- 0	0- 0	0- 0	AWAY	0- 0	0- 0	7- 0				
2- 0	0- 0	0- 0	NEUTRAL	0- 0	0- 0	2- 0				

[illegible]

Non-Div I Games:	Eastern N.M.	76	61	Western N.M.	68	39
------------------	--------------	----	----	--------------	----	----

New Mexico St.

Loss, Non-Conf, S Site, H Home A Away N Neutral

Average RPI Win:	299	WON-LOST	WINNING	LAST 10	STRENGTH OF	OPP. STRENGTH	TEAM	ADJ.	CONF.	ADJ CONF.
Average RPI Loss:	200	RECORD	PCT. RANK	GAMES	SCHEDULE	OF SCHEDULE	RPI	RPI	RPI	RPI
DIV. I ONLY	6- 19	301	2- 8	322	291	332	332	27	27	
DIV. I NON-CONF.	1- 6	311	0- 0	332	287	349	349	26	26	
TOTALS	RPI 1-25	RPI 26-50	W-L RECORDS	RPI 51-100	RPI 101-150	RPI 150+				
6- 19	0- 0	0- 0	OVERALL	0- 3	0- 6	6- 10				
5- 6	0- 0	0- 0	HOME	0- 1	0- 2	5- 3				
1- 12	0- 0	0- 0	AWAY	0- 0	0- 1	1- 1				
0- 1	0- 0	0- 0	NEUTRAL	0- 0	0- 0	0- 1				
1- 6	0- 0	0- 0	NON-CONFERENCE	0- 0	0- 2	1- 4				
1- 1	0- 0	0- 0	HOME	0- 0	0- 0	1- 1				
0- 4	0- 0	0- 0	AWAY	0- 0	0- 2	0- 2				
0- 1	0- 0	0- 0	NEUTRAL	0- 0	0- 0	0- 1				
5- 13	0- 0	0- 0	CONFERENCE	0- 3	0- 4	5- 6				
4- 5	0- 0	0- 0	HOME	0- 1	0- 2	4- 2				
1- 8	0- 0	0- 0	AWAY	0- 2	0- 2	1- 4				
0- 0	0- 0	0- 0	NEUTRAL	0- 0	0- 0	0- 0				

RPI S	Opponent	Score	RPI S	Opponent	Score	RPI S	Opponent	Score	RPI S	Opponent	Score	Team's RPI: 332
						76	A Abilene Christian	70 80	109	A TCU	36 85	
						90	A Central Ark.	55 67	133	A Northwestern St.	53 70	
						90	H Central Ark.	44 59	133	H Northwestern St.	46 58	
									141	A Arkansas	41 73	
									144	A McNeese St.	63 92	
									144	H McNeese St.	74 77	
									176	A Ole Miss	59 97	
									206	A Sam Houston St.	52 64	
									210	H SFA	58 57	
									260	H Houston Baptist	51 71	
									282	A Lamar	52 79	
									289	A Kennesaw St.	53 60	
									290	N Florida A&M	60 71	
									308	H Jackson St.	85 68	
									310	A Nicholls St.	55 70	
									310	H Nicholls St.	62 55	
									311	A A&M-Corpus Christi	59 73	
									311	H A&M-Corpus Christi	64 75	
									312	H UNCG	79 81	
									317	A Southeastern La.	62 51	
									317	H Southeastern La.	57 55	
									331	H Incarnate Word	55 49	
LAST 12 Division I GAMES:												
133	H Northwestern St.	46 58	311	H A&M-Corpus Christi	64 75							
317	H Southeastern La.	57 55	90	A Central Ark.	55 67							
76	A Abilene Christian	70 80	144	A McNeese St.	63 92							
310	A Nicholls St.	55 70	144	H McNeese St.	74 77							
133	A Northwestern St.	53 70	310	H Nicholls St.	62 55							
317	A Southeastern La.	62 51	311	A A&M-Corpus Christi	59 73							

Non-Div I Games: LSU-Alexandria 93 75 Trinity Baptist 109 46

New Orleans

Loss, Non-Conf, S Site, H Home A Away N Neutral

Niagara

Through Games Of March 12, 2016

Average RPI Win:	275	WON-LOST	WINNING	LAST 10	STRENGTH OF	OPP. STRENGTH	TEAM	ADJ.	CONF.	ADJ CONF.
Average RPI Loss:	171	RECORD	PCT. RANK	GAMES	SCHEDULE	OF SCHEDULE	RPI	RPI	RPI	RPI
DIV. I ONLY	8- 23	295	2- 8	245	229	291	291	23	23	
DIV. I NON-CONF.	2- 7	280	0- 0	227	154	279	279	22	22	
TOTALS	RPI 1-25	RPI 26-50	W-L RECORDS	RPI 51-100	RPI 101-150	RPI 150+				
8- 23	0- 0	0- 1	OVERALL	0- 3	0- 5	8- 14				
3- 11	0- 0	0- 0	HOME	0- 1	0- 3	3- 7				
4- 11	0- 0	0- 1	AWAY	0- 1	0- 2	4- 7				
1- 1	0- 0	0- 0	NEUTRAL	0- 1	0- 0	1- 0				
2- 7	0- 0	0- 1	NON-CONFERENCE	0- 0	0- 3	2- 3				
1- 3	0- 0	0- 0	HOME	0- 0	0- 2	1- 1				
1- 4	0- 0	0- 1	AWAY	0- 0	0- 1	1- 2				
0- 0	0- 0	0- 0	NEUTRAL	0- 0	0- 0	0- 0				
6- 16	0- 0	0- 0	CONFERENCE	0- 3	0- 2	6- 11				
2- 8	0- 0	0- 0	HOME	0- 1	0- 1	2- 6				
3- 7	0- 0	0- 0	AWAY	0- 1	0- 1	3- 5				
1- 1	0- 0	0- 0	NEUTRAL	0- 1	0- 0	1- 0				

RPI S	Opponent	Score	RPI S	Opponent	Score	RPI S	Opponent	Score	RPI S	Opponent	Score	Team's RPI: 291
			34 A	St. Bonaventure	55 67	85 A	Quinnipiac	52 70	103 A	Iona	46 73	
						85 H	Quinnipiac	54 61	103 H	Iona	52 73	
						85 N	Quinnipiac	51 74	106 H	Buffalo	48 57	
									130 H	Youngstown St.	54 71	
									139 A	Texas Tech	45 79	
									158 A	Detroit	75 80	
									161 A	Marist	50 63	
									161 H	Marist	68 82	
									199 A	Fairfield	43 61	
									199 H	Fairfield	56 55	
									209 H	Oakland	67 77	
									217 A	Dartmouth	47 60	
									227 A	Canisius	45 54	
									227 H	Canisius	66 68	
									227 N	Canisius	65 64	
									230 A	Siena	54 45	
									230 H	Siena	51 59	
									245 A	Monmouth	60 83	
									245 H	Monmouth	55 68	
									248 A	Manhattan	62 80	
									248 H	Manhattan	49 58	
									264 H	Cleveland St.	73 72	
									284 A	Rider	67 57	
									284 H	Rider	72 76	
									316 A	Mt. St. Mary's	53 51	
									338 A	Saint Peter's	52 48	
LAST 12 Division I GAMES:												
			85 N	Quinnipiac	51 74		284 H	Rider	72 76			
			227 N	Canisius	65 64		161 H	Marist	68 82			
			230 A	Siena	54 45		85 A	Quinnipiac	52 70			
			227 A	Canisius	45 54		199 A	Fairfield	43 61			
			248 H	Manhattan	49 58		103 H	Iona	52 73			
			245 H	Monmouth	55 68		227 H	Canisius	66 68			

Non-Div I Games:

Niagara

 Loss,
 Non-Conf,
 S Site,
 H Home
 A Away
N Neutral

RPI	S	Opponent	Score
338	H	Saint Peter's	51 46

N
i
a
g
a
r
a

N
i
a
g
a
r
a

Niagara

Average RPI Win:	267	WON-LOST	WINNING	LAST 10	STRENGTH OF	OPP. STRENGTH	TEAM	ADJ.	CONF.	ADJ CONF.
Average RPI Loss:	201	RECORD	PCT. RANK	GAMES	SCHEDULE	OF SCHEDULE	RPI	RPI	RPI	RPI
DIV. I ONLY	9- 19	270	3- 7	319	309	310	310	27	27	
DIV. I NON-CONF.	1- 8	320	0- 0	306	344	344	344	26	26	
TOTALS	RPI 1-25	RPI 26-50	W-L RECORDS	RPI 51-100	RPI 101-150	RPI 150+				
9- 19	0- 0	0- 0	OVERALL	0- 3	2- 4	7- 12				
5- 8	0- 0	0- 0	HOME	0- 2	2- 0	3- 6				
3- 9	0- 0	0- 0	AWAY	0- 1	0- 3	3- 5				
1- 2	0- 0	0- 0	NEUTRAL	0- 0	0- 1	1- 1				
1- 8	0- 0	0- 0	NON-CONFERENCE	0- 0	0- 2	1- 6				
0- 4	0- 0	0- 0	HOME	0- 0	0- 0	0- 4				
0- 3	0- 0	0- 0	AWAY	0- 0	0- 1	0- 2				
1- 1	0- 0	0- 0	NEUTRAL	0- 0	0- 1	1- 0				
8- 11	0- 0	0- 0	CONFERENCE	0- 3	2- 2	6- 6				
5- 4	0- 0	0- 0	HOME	0- 2	2- 0	3- 2				
3- 6	0- 0	0- 0	AWAY	0- 1	0- 2	3- 3				
0- 1	0- 0	0- 0	NEUTRAL	0- 0	0- 0	0- 1				

RPI S	Opponent	Score	RPI S	Opponent	Score	RPI S	Opponent	Score	RPI S	Opponent	Score	Team's RPI: 310
						76	H Abilene Christian	68 71	112	N Samford	43 45	
						90	A Central Ark.	51 56	119	A Troy	51 104	
						90	H Central Ark.	65 71	133	A Northwestern St.	62 66	
									133	H Northwestern St.	70 61	
									144	A McNeese St.	62 96	
									144	H McNeese St.	85 81	
									165	A New Mexico	43 83	
									181	H Grambling	65 69	
									206	A Sam Houston St.	67 63	
									206	N Sam Houston St.	64 73	
									208	H Louisiana Tech	55 58	
									210	H SFA	67 89	
									260	A Houston Baptist	71 80	
									270	A La.-Monroe	57 69	
									278	H Prairie View	70 81	
									282	H Lamar	69 59	
									298	H Jacksonville St.	49 63	
									311	A A&M-Corpus Christi	64 62	
									317	A Southeastern La.	68 78	
									317	H Southeastern La.	70 52	
									331	A Incarnate Word	66 64	
									331	H Incarnate Word	61 63	
									332	A New Orleans	55 62	
									332	H New Orleans	70 55	
									349	N Mississippi Val.	63 54	
LAST 12 Division I GAMES:												
			206	N Sam Houston St.	64 73	133	A Northwestern St.	62 66				
			317	H Southeastern La.	70 52	317	A Southeastern La.	68 78				
			90	A Central Ark.	51 56	144	H McNeese St.	85 81				
			144	A McNeese St.	62 96	331	H Incarnate Word	61 63				
			332	H New Orleans	70 55	331	A Incarnate Word	66 64				
			210	H SFA	67 89	332	A New Orleans	55 62				

Non-Div I Games: Southern-N.O. 98 65

Nicholls St.

■ Loss,
■ Non-Conf, S Site,
■ Home
■ Away
N Neutral

Average RPI Win:	271	WON-LOST	WINNING	LAST 10	STRENGTH OF	OPP. STRENGTH	TEAM	ADJ.	CONF.	ADJ CONF.
Average RPI Loss:	239	RECORD	PCT. RANK	GAMES	SCHEDULE	OF SCHEDULE	RPI	RPI	RPI	RPI
DIV. I ONLY	3- 24	339	3- 7	336	332	347	347	32	32	
DIV. I NON-CONF.	0- 10	338	0- 0	263	290	346	346	30	30	
TOTALS	RPI 1-25	RPI 26-50	W-L RECORDS	RPI 51-100	RPI 101-150	RPI 150+				
3- 24	0- 1	0- 0	OVERALL	0- 0	0- 2	3- 21				
1- 10	0- 0	0- 0	HOME	0- 0	0- 0	1- 10				
2- 11	0- 1	0- 0	AWAY	0- 0	0- 2	2- 8				
0- 3	0- 0	0- 0	NEUTRAL	0- 0	0- 0	0- 3				
0- 10	0- 1	0- 0	NON-CONFERENCE	0- 0	0- 2	0- 7				
0- 3	0- 0	0- 0	HOME	0- 0	0- 0	0- 3				
0- 5	0- 1	0- 0	AWAY	0- 0	0- 2	0- 2				
0- 2	0- 0	0- 0	NEUTRAL	0- 0	0- 0	0- 2				
3- 14	0- 0	0- 0	CONFERENCE	0- 0	0- 0	3- 14				
1- 7	0- 0	0- 0	HOME	0- 0	0- 0	1- 7				
2- 6	0- 0	0- 0	AWAY	0- 0	0- 0	2- 6				
0- 1	0- 0	0- 0	NEUTRAL	0- 0	0- 0	0- 1				

RPI 1-25			RPI 26-50			RPI 51-100			RPI 101+ Team's RPI: 347		
RPI	S	Opponent	Score	RPI	S	Opponent	Score	RPI	S	Opponent	Score
24	A	Mississippi St.	34 92					111	A	Virginia	50 86
								128	A	Marshall	67 81
								195	A	N.C. A&T	53 64
								203	A	Loyola Maryland	67 75
								207	A	Hampton	62 73
								207	H	Hampton	71 66
								209	H	Oakland	73 83
								215	H	USC Upstate	62 82
								219	A	William & Mary	47 67
								231	A	Coppin St.	44 69
								231	H	Coppin St.	47 56
								231	N	Coppin St.	54 78
								250	H	Bethune-Cookman	45 53
								257	A	Morgan St.	58 67
								257	H	Morgan St.	56 59
								274	H	UNCW	57 61
								280	A	UMES	74 63
								281	N	La Salle	59 67
								290	H	Florida A&M	67 83
								293	H	South Carolina St.	52 60
								297	H	Savannah St.	53 68
								324	A	Delaware St.	61 64
								327	A	Howard	110 108
								327	H	Howard	63 64
								335	N	St. Francis Brooklyn	55 59
								348	A	N.C. Central	62 63
LAST 12 Division I GAMES:											
231	N	Coppin St.	54 78	280	A	UMES	74 63				
207	H	Hampton	71 66	327	A	Howard	110 108				
327	H	Howard	63 64	207	A	Hampton	62 73				
231	H	Coppin St.	47 56	297	H	Savannah St.	53 68				
324	A	Delaware St.	61 64	293	H	South Carolina St.	52 60				
257	H	Morgan St.	56 59	195	A	N.C. A&T	53 64				

Non-Div I Games:

Norfolk St.

■ Loss,
 ■ Non-Conf,
 ■ S Site,
 ■ H Home
 ■ A Away
 N Neutral

North Carolina

Through Games Of March 12, 2016

Average RPI Win:	175	WON-LOST	WINNING	LAST 10	STRENGTH OF	OPP. STRENGTH	TEAM	ADJ.	CONF.	ADJ CONF.
Average RPI Loss:	80	RECORD	PCT. RANK	GAMES	SCHEDULE	OF SCHEDULE	RPI	RPI	RPI	RPI
DIV. I ONLY	14- 18	207	2- 8	58	73	153	153	4	4	
DIV. I NON-CONF.	10- 5	99	0- 0	109	245	138	138	5	5	
TOTALS	RPI 1-25	RPI 26-50	W-L RECORDS	RPI 51-100	RPI 101-150	RPI 150+				
14- 18	1- 4	0- 5	OVERALL	1- 2	4- 5	8- 2				
11- 9	1- 2	0- 2	HOME	1- 1	2- 2	7- 2				
1- 8	0- 2	0- 3	AWAY	0- 1	1- 2	0- 0				
2- 1	0- 0	0- 0	NEUTRAL	0- 0	1- 1	1- 0				
10- 5	0- 0	0- 1	NON-CONFERENCE	1- 1	2- 1	7- 2				
8- 4	0- 0	0- 0	HOME	1- 1	1- 1	6- 2				
0- 1	0- 0	0- 1	AWAY	0- 0	0- 0	0- 0				
2- 0	0- 0	0- 0	NEUTRAL	0- 0	1- 0	1- 0				
4- 13	1- 4	0- 4	CONFERENCE	0- 1	2- 4	1- 0				
3- 5	1- 2	0- 2	HOME	0- 0	1- 1	1- 0				
1- 7	0- 2	0- 2	AWAY	0- 1	1- 2	0- 0				
0- 1	0- 0	0- 0	NEUTRAL	0- 0	0- 1	0- 0				

RPI	S	Opponent	Score	RPI	S	Opponent	Score	RPI	S	Opponent	Score	RPI	S	Opponent	Score	Team's RPI: 153
1	A	Notre Dame	54 88	31	A	Oklahoma St.	67 77	60	H	Maine	59 58	101	H	Northwestern	72 85	
13	H	Syracuse	77 73	47	A	Duke	55 71	71	A	Georgia Tech	73 80	103	H	Iona	64 52	
14	H	Louisville	60 78	47	H	Duke	57 93	84	H	Oregon	77 79	111	A	Virginia	68 72	
15	A	Florida St.	63 94	49	A	North Carolina St.	49 78					116	N	Gonzaga	67 62	
25	H	Miami (FL)	61 76	49	H	North Carolina St.	66 80					120	A	Boston College	86 78	
LAST 12 Division I GAMES:																
		132 N Pittsburgh	72 82			123 H Virginia Tech	71 67					123	H	Virginia Tech	71 67	
		47 H Duke	57 93			120 A Boston College	86 78					132	H	Pittsburgh	60 76	
		111 A Virginia	68 72			14 H Louisville	60 78					132	N	Pittsburgh	72 82	
		49 H North Carolina St.	66 80			49 A North Carolina St.	49 78					143	A	Wake Forest	63 75	
		132 H Pittsburgh	60 76			47 A Duke	55 71					157	H	Yale	70 63	
		15 A Florida St.	63 94			143 A Wake Forest	63 75					178	H	Pacific	63 66	
												188	N	Southern Miss.	69 62	
												213	H	Gardner-Webb	65 66	
												215	H	USC Upstate	80 40	
												235	H	New Hampshire	65 60	
												252	H	Clemson	72 56	
												259	H	Appalachian St.	68 59	
												290	H	Florida A&M	94 58	
												313	H	Fairleigh Dickinson	64 46	

Non-Div I Games:

North Carolina

Loss, Non-Conf, S Site, H Home A Away N Neutral

Average RPI Win:	147	WON-LOST	WINNING	LAST 10	STRENGTH OF	OPP. STRENGTH	TEAM	ADJ.	CONF.	ADJ CONF.
Average RPI Loss:	43	RECORD	PCT. RANK	GAMES	SCHEDULE	OF SCHEDULE	RPI	RPI	RPI	RPI
DIV. I ONLY	20- 11	83	5- 5	47	49	49	49	4	4	
DIV. I NON-CONF.	9- 4	95	0- 0	87	101	78	78	5	5	
TOTALS	RPI 1-25	RPI 26-50	W-L RECORDS	RPI 51-100	RPI 101-150	RPI 150+				
20- 11	0- 6	1- 2	OVERALL	3- 2	7- 1	9- 0				
11- 4	0- 3	0- 0	HOME	3- 1	3- 0	5- 0				
6- 5	0- 2	1- 1	AWAY	0- 1	3- 1	2- 0				
3- 2	0- 1	0- 1	NEUTRAL	0- 0	1- 0	2- 0				
9- 4	0- 0	0- 2	NON-CONFERENCE	2- 2	1- 0	6- 0				
6- 1	0- 0	0- 0	HOME	2- 1	0- 0	4- 0				
1- 2	0- 0	0- 1	AWAY	0- 1	1- 0	0- 0				
2- 1	0- 0	0- 1	NEUTRAL	0- 0	0- 0	2- 0				
11- 7	0- 6	1- 0	CONFERENCE	1- 0	6- 1	3- 0				
5- 3	0- 3	0- 0	HOME	1- 0	3- 0	1- 0				
5- 3	0- 2	1- 0	AWAY	0- 0	2- 1	2- 0				
1- 1	0- 1	0- 0	NEUTRAL	0- 0	1- 0	0- 0				

RPI 1-25				RPI 26-50				Team's RPI: 49	RPI 51-100				RPI 101+			
RPI	S	Opponent	Score	RPI	S	Opponent	Score		RPI	S	Opponent	Score	RPI	S	Opponent	Score
1	A	Notre Dame	46 82	27	A	Florida	72 79		55	H	Villanova	70 64	111	H	Virginia	63 52
13	H	Syracuse	52 55	39	N	Seton Hall	55 58		71	H	Georgia Tech	65 57	120	H	Boston College	74 63
13	N	Syracuse	61 80	47	A	Duke	65 62		89	H	Charlotte	72 65	120	N	Boston College	76 60
14	H	Louisville	90 92						92	H	Elon	66 69	122	A	Liberty	61 53
15	H	Florida St.	52 56						95	A	Nebraska	67 88	123	A	Virginia Tech	72 61
25	A	Miami (FL)	44 73										132	A	Pittsburgh	78 76
													143	A	Wake Forest	58 63
													143	H	Wake Forest	64 47
													153	A	North Carolina	80 66
													153	H	North Carolina	78 49
													155	N	UAB	67 56
													174	H	Radford	67 52
													177	N	Eastern Ky.	73 62
													189	H	Davidson	58 42
													251	H	High Point	89 48
													252	A	Clemson	71 57
													300	H	Western Caro.	86 55
LAST 12 Division I GAMES:																
		13 N Syracuse	61 80			120 H Boston College	74 63									
		120 N Boston College	76 60			143 A Wake Forest	58 63									
		252 A Clemson	71 57			1 A Notre Dame	46 82									
		15 H Florida St.	52 56			153 H North Carolina	78 49									
		153 A North Carolina	80 66			111 H Virginia	63 52									
		13 H Syracuse	52 55			123 A Virginia Tech	72 61									

Non-Div I Games:

North Carolina St.

■ Loss,
 ■ Non-Conf, S Site,
 ■ Home
 ■ Away
 N Neutral

Average RPI Win:	210	WON-LOST	WINNING	LAST 10	STRENGTH OF	OPP. STRENGTH	TEAM	ADJ.	CONF.	ADJ CONF.
Average RPI Loss:	116	RECORD	PCT. RANK	GAMES	SCHEDULE	OF SCHEDULE	RPI	RPI	RPI	RPI
DIV. I ONLY	18- 13	127	8- 2	64	273	93	93	19	19	
DIV. I NON-CONF.	4- 7	222	0- 0	30	204	166	166	23	23	
TOTALS	RPI 1-25	RPI 26-50	W-L RECORDS	RPI 51-100	RPI 101-150	RPI 150+				
18- 13	0- 0	0- 0	OVERALL	1- 5	0- 4	17- 4				
11- 3	0- 0	0- 0	HOME	1- 1	0- 1	10- 1				
6- 8	0- 0	0- 0	AWAY	0- 0	0- 0	6- 0				
1- 2	0- 0	0- 0	NEUTRAL	0- 0	0- 1	1- 1				
4- 7	0- 0	0- 0	NON-CONFERENCE	1- 5	0- 2	3- 0				
4- 1	0- 0	0- 0	HOME	1- 1	0- 0	3- 0				
0- 5	0- 0	0- 0	AWAY	0- 4	0- 1	0- 0				
0- 1	0- 0	0- 0	NEUTRAL	0- 0	0- 1	0- 0				
14- 6	0- 0	0- 0	CONFERENCE	0- 0	0- 2	14- 4				
7- 2	0- 0	0- 0	HOME	0- 0	0- 1	7- 1				
6- 3	0- 0	0- 0	AWAY	0- 0	0- 1	6- 2				
1- 1	0- 0	0- 0	NEUTRAL	0- 0	0- 0	1- 1				

RPI 1-25			RPI 26-50			RPI 51-100			Team's RPI: 93	RPI 101+							
RPI	S	Opponent	Score	RPI	S	Opponent	Score	RPI	S	Opponent	Score	RPI	S	Opponent	Score		
								58	A	Iowa	61	83	108	N	UT Martin	58	84
								62	H	South Dakota	70	73	110	A	Drake	63	73
								72	A	San Francisco	57	74	121	A	Idaho	65	92
								80	A	Minnesota	47	57	121	H	Idaho	59	65
								84	A	Oregon	51	77	162	A	Montana St.	61	69
								91	H	UNI	64	59	162	H	Montana St.	77	76
													167	A	Idaho St.	60	57
													167	H	Idaho St.	45	42
													167	N	Idaho St.	54	69
													171	A	Eastern Wash.	57	60
													171	H	Eastern Wash.	72	69
													172	A	Sacramento St.	86	79
													173	A	Montana	61	59
													173	H	Montana	73	61
													173	N	Montana	65	62
													184	A	Northern Colo.	59	58
													184	H	Northern Colo.	54	51
													192	A	Weber St.	85	78
													192	H	Weber St.	56	62
													241	H	Omaha	67	52
													242	H	Western Ill.	78	67
													309	H	Northern Ariz.	63	56
													321	A	Portland St.	75	62
													323	H	North Dakota St.	71	54
													333	H	Southern Utah	68	56
LAST 12 Division I GAMES:																	
				167	N	Idaho St.	54	69	184	A	Northern Colo.	59	58				
				173	N	Montana	65	62	121	H	Idaho	59	65				
				162	H	Montana St.	77	76	171	H	Eastern Wash.	72	69				
				173	H	Montana	73	61	192	A	Weber St.	85	78				
				172	A	Sacramento St.	86	79	167	A	Idaho St.	60	57				
				321	A	Portland St.	75	62	184	H	Northern Colo.	54	51				

Non-Div I Games:

North Dakota

Loss, Non-Conf, S Site, H Home A Away N Neutral

Non-Conference RPI				Through Games Of March 11, 2018							
Average RPI Win: 303		WON-LOST	WINNING	LAST 10	STRENGTH OF	OPP. STRENGTH	TEAM	ADJ.	CONF.	ADJ CONF.	
Average RPI Loss: 173		RECORD	PCT. RANK	GAMES	SCHEDULE	OF SCHEDULE	RPI	RPI	RPI	RPI	
DIV. I ONLY		5- 22	316	2- 8	256	252	323	323	18	18	
DIV. I NON-CONF.		3- 8	258	0- 0	267	332	297	297	19	19	
TOTALS		RPI 1-25	RPI 26-50	W-L RECORDS	RPI 51-100	RPI 101-150	RPI 150+				
5- 22	0- 0		0- 2	OVERALL	0- 5	0- 4	5- 11				
3- 9	0- 0		0- 1	HOME	0- 3	0- 2	3- 3				
1- 11	0- 0		0- 1	AWAY	0- 2	0- 2	1- 6				
1- 2	0- 0		0- 0	NEUTRAL	0- 0	0- 0	1- 2				
3- 8	0- 0		0- 0	NON-CONFERENCE	0- 3	0- 0	3- 5				
1- 3	0- 0		0- 0	HOME	0- 2	0- 0	1- 1				
1- 3	0- 0		0- 0	AWAY	0- 1	0- 0	1- 2				
1- 2	0- 0		0- 0	NEUTRAL	0- 0	0- 0	1- 2				
2- 14	0- 0		0- 2	CONFERENCE	0- 2	0- 4	2- 6				
2- 6	0- 0		0- 1	HOME	0- 1	0- 2	2- 2				
0- 8	0- 0		0- 1	AWAY	0- 1	0- 2	0- 4				
0- 0	0- 0		0- 0	NEUTRAL	0- 0	0- 0	0- 0				

RPI 1-25				RPI 26-50				RPI 51-100				RPI 101+				Team's RPI: 323	
RPI	S	Opponent	Score	RPI	S	Opponent	Score	RPI	S	Opponent	Score	RPI	S	Opponent	Score		
				50	A	South Dakota St.	47 81	60	H	Maine	51 82	131	A	IUPUI	44 67		
				50	H	South Dakota St.	63 81	62	A	South Dakota	54 80	131	H	IUPUI	63 64		
								62	H	South Dakota	94 96	142	A	Oral Roberts	58 59		
								93	A	North Dakota	54 71	142	H	Oral Roberts	42 52		
								94	H	New Mexico St.	69 79	152	N	Delaware	50 62		
												195	N	N.C. A&T	64 72		
												232	H	Grand Canyon	67 76		
												238	A	San Diego St.	54 64		
												241	A	Omaha	52 77		
												241	H	Omaha	74 67		
												242	A	Western Ill.	89 100		
												242	H	Western Ill.	82 94		
												278	N	Prairie View	79 58		
												303	A	Denver	53 64		
												303	H	Denver	45 55		
												315	A	IPFW	69 85		
												315	H	IPFW	94 85		
												318	A	Kent St.	54 75		
												339	H	Cal St. Fullerton	79 64		
												342	A	NJIT	64 59		
LAST 12 Division I GAMES:																	
				315	A	IPFW	69 85	142	A	Oral Roberts	58 59						
				242	A	Western Ill.	89 100	62	A	South Dakota	54 80						
				303	H	Denver	45 55	315	H	IPFW	94 85						
				241	H	Omaha	74 67	242	H	Western Ill.	82 94						
				131	H	IUPUI	63 64	131	A	IUPUI	44 67						
				50	A	South Dakota St.	47 81	62	H	South Dakota	94 96						

Non-Div I Games:	Valley City St.	85	77	St. Mary (NE)	88	68
------------------	-----------------	----	----	---------------	----	----

North Dakota St.

Loss, Non-Conf, S Site, H Home A Away N Neutral

North Florida

Through Games Of March 12, 2016

Average RPI Win: 322	WON-LOST	WINNING	LAST 10	STRENGTH OF	OPP. STRENGTH	TEAM	ADJ.	CONF.	ADJ CONF.
Average RPI Loss: 188	RECORD	PCT. RANK	GAMES	SCHEDULE	OF SCHEDULE	RPI	RPI	RPI	RPI
DIV. I ONLY	5- 22	316	1- 9	261	314	326	326	29	29
DIV. I NON-CONF.	2- 10	304	0- 0	238	295	312	312	28	28
TOTALS	RPI 1-25	RPI 26-50	W-L RECORDS	RPI 51-100	RPI 101-150	RPI 150+			
5- 22	0- 1	0- 0	OVERALL	0- 4	0- 3	5- 14			
3- 10	0- 0	0- 0	HOME	0- 2	0- 1	3- 7			
2- 12	0- 1	0- 0	AWAY	0- 2	0- 2	2- 7			
0- 0	0- 0	0- 0	NEUTRAL	0- 0	0- 0	0- 0			
2- 10	0- 1	0- 0	NON-CONFERENCE	0- 2	0- 1	2- 6			
1- 5	0- 0	0- 0	HOME	0- 1	0- 0	1- 4			
1- 5	0- 1	0- 0	AWAY	0- 1	0- 1	1- 2			
0- 0	0- 0	0- 0	NEUTRAL	0- 0	0- 0	0- 0			
3- 12	0- 0	0- 0	CONFERENCE	0- 2	0- 2	3- 8			
2- 5	0- 0	0- 0	HOME	0- 1	0- 1	2- 3			
1- 7	0- 0	0- 0	AWAY	0- 1	0- 1	1- 5			
0- 0	0- 0	0- 0	NEUTRAL	0- 0	0- 0	0- 0			

RPI 1-25				RPI 26-50				RPI 51-100				RPI 101+				Team's RPI: 326	
RPI	S	Opponent	Score	RPI	S	Opponent	Score	RPI	S	Opponent	Score	RPI	S	Opponent	Score		
15	A	Florida St.	28 80					63	A	FGCU	50 75	114	A	Mercer	54 68		
								63	H	FGCU	38 65	145	A	Jacksonville	51 65		
								67	H	Purdue	47 70	145	H	Jacksonville	39 73		
								95	A	Nebraska	46 91	160	A	Alabama	47 69		
												187	A	Stetson	61 81		
												187	H	Stetson	56 67		
												215	A	USC Upstate	54 69		
												215	A	USC Upstate	50 76		
												215	H	USC Upstate	61 75		
												250	H	Bethune-Cookman	49 53		
												253	H	Campbell	55 66		
												271	A	Georgia St.	63 76		
												274	H	UNCW	47 63		
												286	H	Towson	74 72		
												289	A	Kennesaw St.	54 76		
												289	H	Kennesaw St.	55 70		
												293	H	South Carolina St.	48 53		
												305	A	UMKC	62 55		
												334	A	Lipscomb	71 78		
												334	H	Lipscomb	78 70		
												342	A	NJIT	68 51		
												342	H	NJIT	72 49		
LAST 12 Division I GAMES:																	
215	A	USC Upstate	50 76	187	H	Stetson	56 67										
145	A	Jacksonville	51 65	63	A	FGCU	50 75										
342	H	NJIT	72 49	187	A	Stetson	61 81										
215	H	USC Upstate	61 75	63	H	FGCU	38 65										
289	A	Kennesaw St.	54 76	215	A	USC Upstate	54 69										
334	A	Lipscomb	71 78	342	A	NJIT	68 51										

Non-Div I Games: Warner 60 51 Webber Int'l 60 72 Trinity Baptist 97 30

North Florida

Loss, Non-Conf, S Site, H Home A Away N Neutral

North Texas

Through Games Of March 12, 2016

Average RPI Win:	199	WON-LOST	WINNING	LAST 10	STRENGTH OF	OPP. STRENGTH	TEAM	ADJ.	CONF.	ADJ CONF.
Average RPI Loss:	141	RECORD	PCT. RANK	GAMES	SCHEDULE	OF SCHEDULE	RPI	RPI	RPI	RPI
DIV. I ONLY	11- 19	248	3- 7	207	110	240	240	13	13	
DIV. I NON-CONF.	5- 5	160	0- 0	230	135	186	186	11	11	
TOTALS	RPI 1-25	RPI 26-50	W-L RECORDS	RPI 51-100	RPI 101-150	RPI 150+				
11- 19	0- 0	1- 2	OVERALL	0- 4	2- 5	8- 8				
5- 9	0- 0	0- 1	HOME	0- 3	1- 2	4- 3				
5- 9	0- 0	1- 1	AWAY	0- 1	1- 2	3- 5				
1- 1	0- 0	0- 0	NEUTRAL	0- 0	0- 1	1- 0				
5- 5	0- 0	1- 0	NON-CONFERENCE	0- 1	1- 2	3- 2				
2- 3	0- 0	0- 0	HOME	0- 1	1- 1	1- 1				
3- 2	0- 0	1- 0	AWAY	0- 0	0- 1	2- 1				
0- 0	0- 0	0- 0	NEUTRAL	0- 0	0- 0	0- 0				
6- 14	0- 0	0- 2	CONFERENCE	0- 3	1- 3	5- 6				
3- 6	0- 0	0- 1	HOME	0- 2	0- 1	3- 2				
2- 7	0- 0	0- 1	AWAY	0- 1	1- 1	1- 4				
1- 1	0- 0	0- 0	NEUTRAL	0- 0	0- 1	1- 0				

RPI S	Opponent	Score	RPI S	Opponent	Score	RPI S	Opponent	Score	RPI S	Opponent	Score	Team's RPI: 240
32	A Oklahoma	61 57	37	H UTEP	67 75	59	H Middle Tenn.	52 76	103	A Iona	51 62	
38	A Western Ky.	53 65				72	H San Francisco	61 69	127	H Arizona	44 51	
						89	A Charlotte	69 72	128	A Marshall	71 63	
						89	H Charlotte	70 82	129	A Old Dominion	55 62	
									129	H Old Dominion	48 65	
									129	N Old Dominion	55 62	
									131	H IUPUI	68 67	
									155	H UAB	53 51	
									179	A Fla. Atlantic	61 71	
									179	N Fla. Atlantic	79 74	
									188	A Southern Miss.	38 57	
									188	H Southern Miss.	57 55	
									192	H Weber St.	38 45	
									197	H SMU	60 57	
									208	A Louisiana Tech	71 77	
									208	H Louisiana Tech	67 78	
									225	A Rice	97 100	
									225	H Rice	73 79	
									246	A Texas St.	62 64	
									268	H UTSA	68 58	
									281	A La Salle	69 63	
									304	A FIU	58 40	
									331	A Incarnate Word	62 55	
LAST 12 Division I GAMES:												
129	N Old Dominion	55 62	179	A Fla. Atlantic	61 71							
179	N Fla. Atlantic	79 74	304	A FIU	58 40							
89	A Charlotte	69 72	89	H Charlotte	70 82							
129	A Old Dominion	55 62	129	H Old Dominion	48 65							
188	H Southern Miss.	57 55	208	A Louisiana Tech	71 77							
208	H Louisiana Tech	67 78	188	A Southern Miss.	38 57							

Non-Div I Games:

North Texas

■ Loss,
 ■ Non-Conf,
 ■ S Site,
 ■ H Home
 ■ A Away
 N Neutral

Non-Conference				Through Games Of March 11, 1918						
Average RPI Win:	203	WON-LOST	WINNING	LAST 10	STRENGTH OF	OPP. STRENGTH	TEAM	ADJ.	CONF.	ADJ CONF.
Average RPI Loss:	107	RECORD	PCT. RANK	GAMES	SCHEDULE	OF SCHEDULE	RPI	RPI	RPI	RPI
DIV. I ONLY	15- 16	175	7- 3	105	139	151	151	12	12	
DIV. I NON-CONF.	5- 6	180	0- 0	119	192	175	175	10	10	
TOTALS	RPI 1-25	RPI 26-50	W-L RECORDS	RPI 51-100	RPI 101-150	RPI 150+				
15- 16	0- 1	0- 3	OVERALL	4- 6	0- 2	11- 4				
6- 9	0- 1	0- 1	HOME	1- 4	0- 1	5- 2				
8- 4	0- 0	0- 1	AWAY	2- 1	0- 0	6- 2				
1- 3	0- 0	0- 1	NEUTRAL	1- 1	0- 1	0- 0				
5- 6	0- 1	0- 1	NON-CONFERENCE	1- 1	0- 2	4- 1				
2- 4	0- 1	0- 0	HOME	1- 1	0- 1	1- 1				
3- 0	0- 0	0- 0	AWAY	0- 0	0- 0	3- 0				
0- 2	0- 0	0- 1	NEUTRAL	0- 0	0- 1	0- 0				
10- 10	0- 0	0- 2	CONFERENCE	3- 5	0- 0	7- 3				
4- 5	0- 0	0- 1	HOME	0- 3	0- 0	4- 1				
5- 4	0- 0	0- 1	AWAY	2- 1	0- 0	3- 2				
1- 1	0- 0	0- 0	NEUTRAL	1- 1	0- 0	0- 0				

RPI 1-25				RPI 26-50				RPI 51-100				RPI 101+ Team's RPI: 151			
RPI	S	Opponent	Score	RPI	S	Opponent	Score	RPI	S	Opponent	Score	RPI	S	Opponent	Score
17	H	Michigan St.	51 77	30	A	James Madison	62 85	60	H	Maine	56 44	107	N	Fresno St.	55 69
				30	H	James Madison	52 61	75	A	Hofstra	50 75	120	H	Boston College	45 71
				45	N	Missouri	56 69	75	H	Hofstra	64 71	152	A	Delaware	52 59
								75	N	Hofstra	65 54	152	H	Delaware	57 54
								79	A	Drexel	73 65	219	A	William & Mary	62 69
								79	H	Drexel	49 53	219	H	William & Mary	69 68
								79	N	Drexel	45 58	226	A	Col. of Charleston	52 49
								85	H	Quinnipiac	60 71	226	H	Col. of Charleston	78 66
								92	A	Elon	67 61	227	H	Canisius	57 68
								92	H	Elon	54 56	230	A	Siena	70 67
												235	A	New Hampshire	66 54
												274	A	UNCW	72 66
												274	H	UNCW	69 52
												280	H	UMES	60 49
												286	A	Towson	81 63
												286	H	Towson	71 72
												344	A	Boston U.	77 44
LAST 12 Division I GAMES:															
		79 N Drexel	45 58			152 H Delaware	57 54								
		75 N Hofstra	65 54			92 A Elon	67 61								
		75 H Hofstra	64 71			274 A UNCW	72 66								
		286 A Towson	81 63			30 H James Madison	52 61								
		226 H Col. of Charleston	78 66			226 A Col. of Charleston	52 49								
		274 H UNCW	69 52			219 A William & Mary	62 69								

Non-Div I Games:

Northeastern

■ Loss, ■ Non-Conf, S Site, H Home A Away N Neutral

Average RPI Win:	280	WON-LOST	WINNING	LAST 10	STRENGTH OF	OPP. STRENGTH	TEAM	ADJ.	CONF.	ADJ CONF.
Average RPI Loss:	162	RECORD	PCT. RANK	GAMES	SCHEDULE	OF SCHEDULE	RPI	RPI	RPI	RPI
DIV. I ONLY	4- 24	327	0- 10	132	278	309	309	19	19	
DIV. I NON-CONF.	2- 7	280	0- 0	125	200	236	236	23	23	
TOTALS	RPI 1-25	RPI 26-50	W-L RECORDS	RPI 51-100	RPI 101-150	RPI 150+				
4- 24	0- 0	0- 1	OVERALL	0- 3	0- 5	4- 15				
3- 8	0- 0	0- 0	HOME	0- 0	0- 2	3- 6				
1- 14	0- 0	0- 1	AWAY	0- 3	0- 2	1- 8				
0- 2	0- 0	0- 0	NEUTRAL	0- 0	0- 1	0- 1				
2- 7	0- 0	0- 1	NON-CONFERENCE	0- 2	0- 3	2- 1				
1- 1	0- 0	0- 0	HOME	0- 0	0- 1	1- 0				
1- 5	0- 0	0- 1	AWAY	0- 2	0- 1	1- 1				
0- 1	0- 0	0- 0	NEUTRAL	0- 0	0- 1	0- 0				
2- 17	0- 0	0- 0	CONFERENCE	0- 1	0- 2	2- 14				
2- 7	0- 0	0- 0	HOME	0- 0	0- 1	2- 6				
0- 9	0- 0	0- 0	AWAY	0- 1	0- 1	0- 7				
0- 1	0- 0	0- 0	NEUTRAL	0- 0	0- 0	0- 1				

RPI S	Opponent	Score	RPI S	Opponent	Score	RPI S	Opponent	Score	RPI S	Opponent	Score	Team's RPI: 309
37	A UTEP	66 77	93	A North Dakota	56 63	105	H Hawaii	52 61	121	A Idaho	59 76	
			94	A New Mexico St.	53 87	121	H Idaho	51 72	134	A Iowa St.	63 79	
			95	A Nebraska	67 90	135	N Long Beach St.	48 69	162	A Montana St.	77 86	
						162	H Montana St.	72 83	167	A Idaho St.	61 71	
						167	H Idaho St.	63 62	167	H Idaho St.	63 62	
						171	A Eastern Wash.	65 72	171	H Eastern Wash.	71 81	
						172	H Sacramento St.	79 111	172	H Sacramento St.	79 111	
						173	A Montana	58 81	173	H Montana	57 61	
						173	H Montana	57 61	173	N Montana	63 78	
						184	A Northern Colo.	55 79	192	A Weber St.	88 95	
						192	A Weber St.	88 95	192	H Weber St.	56 76	
						202	A Colorado	66 90	202	A Colorado	66 90	
						282	H Lamar	75 63	282	H Lamar	75 63	
						321	H Portland St.	80 88	321	H Portland St.	80 88	
						333	A Southern Utah	68 73	333	A Southern Utah	68 73	
						333	H Southern Utah	57 48	333	H Southern Utah	57 48	
						336	A UC Irvine	71 55	336	A UC Irvine	71 55	
LAST 12 Division I GAMES:												
173	N Montana	63 78	173	H Montana	57 61							
172	H Sacramento St.	79 111	162	H Montana St.	72 83							
321	H Portland St.	80 88	121	A Idaho	59 76							
333	A Southern Utah	68 73	171	A Eastern Wash.	65 72							
192	A Weber St.	88 95	167	H Idaho St.	63 62							
167	A Idaho St.	61 71	192	H Weber St.	56 76							

Non-Div I Games: N.M. Highlands 91 43 Dixie St. 68 66

Northern Ariz.

■ Loss,
 ■ Non-Conf, S Site,
 ■ Home
 ■ Away
 N Neutral

Northern Colo.

Through Games Of March 12, 2016

Average RPI Win: 223	WON-LOST	WINNING	LAST 10	STRENGTH OF	OPP. STRENGTH	TEAM	ADJ.	CONF.	ADJ CONF.
Average RPI Loss: 142	RECORD	PCT. RANK	GAMES	SCHEDULE	OF SCHEDULE	RPI	RPI	RPI	RPI
DIV. I ONLY	12- 16	216	4- 6	107	244	184	184	19	19
DIV. I NON-CONF.	4- 5	193	0- 0	138	134	160	160	23	23
TOTALS	RPI 1-25	RPI 26-50	W-L RECORDS	RPI 51-100	RPI 101-150	RPI 150+			
12- 16	0- 0	0- 2	OVERALL	0- 3	2- 1	10- 10			
7- 5	0- 0	0- 1	HOME	0- 2	1- 0	6- 2			
3- 10	0- 0	0- 1	AWAY	0- 1	0- 1	3- 7			
2- 1	0- 0	0- 0	NEUTRAL	0- 0	1- 0	1- 1			
4- 5	0- 0	0- 2	NON-CONFERENCE	0- 1	1- 0	3- 2			
1- 2	0- 0	0- 1	HOME	0- 1	0- 0	1- 0			
1- 3	0- 0	0- 1	AWAY	0- 0	0- 0	1- 2			
2- 0	0- 0	0- 0	NEUTRAL	0- 0	1- 0	1- 0			
8- 11	0- 0	0- 0	CONFERENCE	0- 2	1- 1	7- 8			
6- 3	0- 0	0- 0	HOME	0- 1	1- 0	5- 2			
2- 7	0- 0	0- 0	AWAY	0- 1	0- 1	2- 5			
0- 1	0- 0	0- 0	NEUTRAL	0- 0	0- 0	0- 1			

RPI S	Opponent	Score	RPI S	Opponent	Score	RPI S	Opponent	Score	RPI S	Opponent	Score	Team's RPI: 184
			41	H Colorado St.	46 62	53	H St. Mary's (CA)	52 65	121	A Idaho	56 66	
			50	A South Dakota St.	62 66	93	A North Dakota	51 54	121	H Idaho	70 68	
						93	H North Dakota	58 59	124	N Akron	78 65	
									162	A Montana St.	58 66	
									162	H Montana St.	80 73	
									167	A Idaho St.	61 59	
									167	H Idaho St.	48 47	
									167	N Idaho St.	45 54	
									171	A Eastern Wash.	55 59	
									171	H Eastern Wash.	57 66	
									172	A Sacramento St.	72 83	
									173	A Montana	46 58	
									173	H Montana	66 72	
									192	A Weber St.	79 82	
									192	H Weber St.	65 63	
									202	A Colorado	41 63	
									232	A Grand Canyon	59 69	
									234	H Utah St.	74 60	
									239	N Valparaiso	77 63	
									303	A Denver	60 51	
									309	H Northern Ariz.	79 55	
									321	A Portland St.	70 59	
									333	H Southern Utah	64 44	
LAST 12 Division I GAMES:												
			167	N Idaho St.	45 54	171	H Eastern Wash.	57 66				
			173	H Montana	66 72	121	H Idaho	70 68				
			162	H Montana St.	80 73	167	A Idaho St.	61 59				
			321	A Portland St.	70 59	192	A Weber St.	79 82				
			172	A Sacramento St.	72 83	93	A North Dakota	51 54				
			93	H North Dakota	58 59	309	H Northern Ariz.	79 55				

Non-Div I Games: Western St. 101 48

Northern Colo.

■ Loss,
 ■ Non-Conf, S Site,
 ■ Home
 ■ Away
 N Neutral

Northern Ill.

Through Games Of March 12, 2016

Average RPI Win:	242	WON-LOST	WINNING	LAST 10	STRENGTH OF	OPP. STRENGTH	TEAM	ADJ.	CONF.	ADJ CONF.
Average RPI Loss:	139	RECORD	PCT. RANK	GAMES	SCHEDULE	OF SCHEDULE	RPI	RPI	RPI	RPI
DIV. I ONLY	10- 19	258	2- 8	243	154	263	263	11	11	
DIV. I NON-CONF.	6- 4	125	0- 0	348	298	253	253	13	13	
TOTALS	RPI 1-25	RPI 26-50	W-L RECORDS	RPI 51-100	RPI 101-150	RPI 150+				
10- 19	0- 0	0- 0	OVERALL	0- 8	4- 6	6- 5				
5- 7	0- 0	0- 0	HOME	0- 4	2- 2	3- 1				
3- 11	0- 0	0- 0	AWAY	0- 4	2- 4	1- 3				
2- 1	0- 0	0- 0	NEUTRAL	0- 0	0- 0	2- 1				
6- 4	0- 0	0- 0	NON-CONFERENCE	0- 0	1- 2	5- 2				
3- 0	0- 0	0- 0	HOME	0- 0	1- 0	2- 0				
1- 3	0- 0	0- 0	AWAY	0- 0	0- 2	1- 1				
2- 1	0- 0	0- 0	NEUTRAL	0- 0	0- 0	2- 1				
4- 15	0- 0	0- 0	CONFERENCE	0- 8	3- 4	1- 3				
2- 7	0- 0	0- 0	HOME	0- 4	1- 2	1- 1				
2- 8	0- 0	0- 0	AWAY	0- 4	2- 2	0- 2				
0- 0	0- 0	0- 0	NEUTRAL	0- 0	0- 0	0- 0				

RPI S	Opponent	Score	RPI S	Opponent	Score	RPI S	Opponent	Score	RPI S	Opponent	Score	Team's RPI: 263
						51	A Ohio	70 95	106	H Buffalo	76 74	
						51	H Ohio	47 72	110	H Drake	87 73	
						65	A Ball St.	68 76	117	A Toledo	59 66	
						65	H Ball St.	57 73	117	H Toledo	83 89	
						68	A Central Mich.	63 95	124	A Akron	65 58	
						68	H Central Mich.	67 73	140	A Milwaukee	58 73	
						86	A Eastern Mich.	60 84	149	A SIUE	67 93	
						86	H Eastern Mich.	80 87	150	A Western Mich.	52 94	
									150	A Western Mich.	80 70	
									150	H Western Mich.	60 64	
									200	A Wisconsin	62 89	
									222	N Kansas	58 66	
									256	H Bowling Green	43 58	
									283	A Miami (OH)	60 66	
									283	H Miami (OH)	92 73	
									299	H Bradley	68 64	
									318	A Kent St.	85 95	
									320	N Illinois St.	68 59	
									339	N Cal St. Fullerton	72 49	
									340	H Eastern Ill.	79 63	
									345	A Chicago St.	68 50	
LAST 12 Division I GAMES:												
150	A	Western Mich.	52	94	65	H	Ball St.	57	73			
150	H	Western Mich.	60	64	68	H	Central Mich.	67	73			
65	A	Ball St.	68	76	283	H	Miami (OH)	92	73			
117	H	Toledo	83	89	51	A	Ohio	70	95			
150	A	Western Mich.	80	70	106	H	Buffalo	76	74			
86	A	Eastern Mich.	60	84	318	A	Kent St.	85	95			

Non-Div I Games: Wis. Lutheran 69 42

Northern Ill.

■ Loss,
 ■ Non-Conf,
 ■ S Site,
 ■ H Home
 ■ A Away
 N Neutral

Average RPI Win: 220	WON-LOST	WINNING	LAST 10	STRENGTH OF	OPP. STRENGTH	TEAM	ADJ.	CONF.	ADJ CONF.
Average RPI Loss: 122	RECORD	PCT. RANK	GAMES	SCHEDULE	OF SCHEDULE	RPI	RPI	RPI	RPI
DIV. I ONLY	17- 13	137	5- 5	172	141	146	146	14	14
DIV. I NON-CONF.	6- 3	99	0- 0	268	137	165	165	16	16
TOTALS	RPI 1-25	RPI 26-50	W-L RECORDS	RPI 51-100	RPI 101-150	RPI 150+			
17- 13	0- 4	0- 0	OVERALL	1- 2	2- 3	14- 4			
8- 7	0- 2	0- 0	HOME	1- 1	1- 2	6- 2			
7- 6	0- 2	0- 0	AWAY	0- 1	1- 1	6- 2			
2- 0	0- 0	0- 0	NEUTRAL	0- 0	0- 0	2- 0			
6- 3	0- 1	0- 0	NON-CONFERENCE	1- 0	0- 1	5- 1			
4- 2	0- 1	0- 0	HOME	1- 0	0- 1	3- 0			
2- 1	0- 0	0- 0	AWAY	0- 0	0- 0	2- 1			
0- 0	0- 0	0- 0	NEUTRAL	0- 0	0- 0	0- 0			
11- 10	0- 3	0- 0	CONFERENCE	0- 2	2- 2	9- 3			
4- 5	0- 1	0- 0	HOME	0- 1	1- 1	3- 2			
5- 5	0- 2	0- 0	AWAY	0- 1	1- 1	4- 1			
2- 0	0- 0	0- 0	NEUTRAL	0- 0	0- 0	2- 0			

RPI 1-25					RPI 26-50					RPI 51-100					RPI 101+					Team's RPI: 146	
RPI	S	Opponent	Score		RPI	S	Opponent	Score		RPI	S	Opponent	Score		RPI	S	Opponent	Score			
12	H	Kentucky	65	84						99	H	Marquette	83	78	124	H	Akron	75	77		
21	A	Green Bay	78	80						100	A	Wright St.	61	66	130	A	Youngstown St.	88	77		
21	A	Green Bay	40	52						100	H	Wright St.	65	76	130	H	Youngstown St.	70	59		
21	H	Green Bay	73	81											140	A	Milwaukee	71	78		
															140	H	Milwaukee	60	86		
															158	A	Detroit	65	66		
															158	H	Detroit	81	60		
															196	A	Robert Morris	72	70		
															209	A	Oakland	75	71		
															209	H	Oakland	80	64		
															229	H	Indiana St.	73	67		
															239	A	Valparaiso	68	50		
															239	H	Valparaiso	60	61		
															239 N	Valparaiso	76	53			
															243	A	Cincinnati	68	71		
															249	A	Ill.-Chicago	72	61		
															249	H	Ill.-Chicago	55	53		
															264	A	Cleveland St.	83	51		
															264	H	Cleveland St.	62	64		
															264 N	Cleveland St.	71	59			
															279	H	Tennessee Tech	88	62		
															283	A	Miami (OH)	71	57		
															315	H	IPFW	77	64		
LAST 12 Division I GAMES:																					
		21	A	Green Bay	78	80			140	A	Milwaukee	71	78								
		239 N	Valparaiso	76	53			209	H	Oakland	80	64									
		264 N	Cleveland St.	71	59			158	H	Detroit	81	60									
		264	H	Cleveland St.	62	64			100	H	Wright St.	65	76								
		130	H	Youngstown St.	70	59			239	A	Valparaiso	68	50								
		21	A	Green Bay	40	52			249	A	Ill.-Chicago	72	61								

Non-Div I Games: West Virginia St. 92 47 Ind.-Kokomo 104 33

Northern Ky.

Loss, Non-Conf, S Site, H Home A Away N Neutral

Northwestern

Through Games Of March 12, 2016

Average RPI Win:	164	WON-LOST	WINNING	LAST 10	STRENGTH OF	OPP. STRENGTH	TEAM	ADJ.	CONF.	ADJ CONF.
Average RPI Loss:	57	RECORD	PCT. RANK	GAMES	SCHEDULE	OF SCHEDULE	RPI	RPI	RPI	RPI
DIV. I ONLY	18- 16	157	4- 6	60	59	101	101	5	5	
DIV. I NON-CONF.	11- 1	16	0- 0	202	228	58	58	4	4	
TOTALS	RPI 1-25	RPI 26-50	W-L RECORDS	RPI 51-100	RPI 101-150	RPI 150+				
18- 16	1- 5	1- 2	OVERALL	2- 7	4- 2	10- 0				
8- 8	1- 1	0- 2	HOME	1- 4	2- 1	4- 0				
4- 7	0- 0	0- 0	AWAY	0- 0	0- 1	4- 0				
6- 1	0- 1	1- 0	NEUTRAL	1- 0	2- 0	2- 0				
11- 1	0- 0	0- 1	NON-CONFERENCE	0- 0	4- 0	7- 0				
6- 1	0- 0	0- 1	HOME	0- 0	2- 0	4- 0				
2- 0	0- 0	0- 0	AWAY	0- 0	0- 0	2- 0				
3- 0	0- 0	0- 0	NEUTRAL	0- 0	2- 0	1- 0				
7- 15	1- 5	1- 1	CONFERENCE	2- 7	0- 2	3- 0				
2- 7	1- 1	0- 1	HOME	1- 4	0- 1	0- 0				
2- 7	0- 3	0- 0	AWAY	0- 3	0- 1	2- 0				
3- 1	0- 1	1- 0	NEUTRAL	1- 0	0- 0	1- 0				

RPI S	Opponent	Score	RPI S	Opponent	Score	RPI S	Opponent	Score	RPI S	Opponent	Score	Team's RPI: 101
6	A Ohio St.	73 76	29	H DePaul	64 77	52	A Rutgers	59 61	115	N Creighton	75 52	
6	H Ohio St.	86 82	46	H Indiana	84 91	58	H Iowa	64 79	137	A Penn St.	72 79	
8	A Maryland	62 80	46	N Indiana	79 73	67	H Purdue	71 85	137	H Penn St.	54 73	
8	H Maryland	70 79				78	H Michigan	65 70	140	H Milwaukee	69 44	
8	N Maryland	62 83				80	A Minnesota	92 95	148	N East Carolina	78 75	
17	A Michigan St.	51 74				80	H Minnesota	106 112	150	H Western Mich.	86 62	
						80	N Minnesota	84 74	153	A North Carolina	85 72	
						95	A Nebraska	67 76	167	H Idaho St.	72 36	
						95	H Nebraska	85 62	171	N Eastern Wash.	74 70	
									175	A Loyola Chicago	81 72	
									182	A Illinois	69 59	
									200	A Wisconsin	71 53	
									200	N Wisconsin	76 72	
									296	H Alcorn	91 47	
									305	H UMKC	80 38	
									327	H Howard	89 49	
LAST 12 Division I GAMES:												
	8	N Maryland	62	83	200	A Wisconsin	71	53				
	46	N Indiana	79	73	137	H Penn St.	54	73				
	80	N Minnesota	84	74	8	H Maryland	70	79				
	200	N Wisconsin	76	72	52	A Rutgers	59	61				
	95	A Nebraska	67	76	80	H Minnesota	106	112				
	78	H Michigan	65	70	182	A Illinois	69	59				

Non-Div I Games:

Northwestern

■ Loss,
 ■ Non-Conf, S Site,
 ■ Home
 ■ Away
 N Neutral

Average RPI Win:	262	WON-LOST	WINNING	LAST 10	STRENGTH OF	OPP. STRENGTH	TEAM	ADJ.	CONF.	ADJ CONF.
Average RPI Loss:	134	RECORD	PCT. RANK	GAMES	SCHEDULE	OF SCHEDULE	RPI	RPI	RPI	RPI
DIV. I ONLY	15- 11	134	8- 2	138	305	133	133	27	27	
DIV. I NON-CONF.	2- 5	253	0- 0	5	248	124	124	26	26	
TOTALS	RPI 1-25	RPI 26-50	W-L RECORDS	RPI 51-100	RPI 101-150	RPI 150+				
15- 11	0- 2	0- 0	OVERALL	1- 3	1- 2	13- 4				
10- 1	0- 0	0- 0	HOME	0- 1	1- 0	9- 0				
5- 8	0- 1	0- 0	AWAY	1- 0	0- 0	4- 0				
0- 2	0- 0	0- 0	NEUTRAL	0- 0	0- 1	0- 1				
2- 5	0- 2	0- 0	NON-CONFERENCE	0- 1	0- 1	2- 1				
2- 0	0- 0	0- 0	HOME	0- 0	0- 0	2- 0				
0- 4	0- 2	0- 0	AWAY	0- 1	0- 0	0- 1				
0- 1	0- 0	0- 0	NEUTRAL	0- 0	0- 1	0- 0				
13- 6	0- 0	0- 0	CONFERENCE	1- 2	1- 1	11- 3				
8- 1	0- 0	0- 0	HOME	0- 1	1- 0	7- 0				
5- 4	0- 0	0- 0	AWAY	1- 1	0- 1	4- 2				
0- 1	0- 0	0- 0	NEUTRAL	0- 0	0- 0	0- 1				

RPI 1-25				RPI 26-50				RPI 51-100				RPI 101+ Team's RPI: 133			
RPI	S	Opponent	Score	RPI	S	Opponent	Score	RPI	S	Opponent	Score	RPI	S	Opponent	Score
2	A	Baylor	44 86					76	A	Abilene Christian	46 67	135	N	Long Beach St.	59 60
7	A	Texas	33 86					90	A	Central Ark.	60 56	144	A	McNeese St.	74 78
								90	H	Central Ark.	49 74	144	H	McNeese St.	85 64
								94	A	New Mexico St.	54 65	181	H	Grambling	71 62
												197	A	SMU	36 74
												206	H	Sam Houston St.	69 49
												206	N	Sam Houston St.	71 78
												210	A	SFA	52 68
												210	H	SFA	72 51
												260	H	Houston Baptist	55 44
												282	A	Lamar	73 51
												308	H	Jackson St.	59 54
												310	A	Nicholls St.	61 70
												310	H	Nicholls St.	66 62
												311	H	A&M-Corpus Christi	60 43
												317	A	Southeastern La.	73 58
												317	H	Southeastern La.	82 62
												331	A	Incarinate Word	53 48
												332	A	New Orleans	58 46
												332	H	New Orleans	70 53
LAST 12 Division I GAMES:															
				206	N	Sam Houston St.	71 78					144	H	McNeese St.	85 64
				332	A	New Orleans	58 46					90	A	Central Ark.	60 56
				210	H	SFA	72 51					210	A	SFA	52 68
				317	A	Southeastern La.	73 58					317	H	Southeastern La.	82 62
				332	H	New Orleans	70 53					90	H	Central Ark.	49 74
				310	H	Nicholls St.	66 62					144	A	McNeese St.	74 78

Non-Div I Games: LeTourneau 73 44 Xavier (LA) 73 57 LSU-Alexandria 94 65 Central Baptist 86 56 Northwestern St.

Notre Dame

Through Games Of March 12, 2016

Average RPI Win:	86	WON-LOST	WINNING	LAST 10	STRENGTH OF	OPP. STRENGTH	TEAM	ADJ.	CONF.	ADJ CONF.
Average RPI Loss:	3	RECORD	PCT. RANK	GAMES	SCHEDULE	OF SCHEDULE	RPI	RPI	RPI	RPI
DIV. I ONLY	31- 1	3	10- 0	2	5	1	1	4	4	
DIV. I NON-CONF.	12- 1	9	0- 0	7	2	2	2	5	5	
TOTALS	RPI 1-25	RPI 26-50	W-L RECORDS	RPI 51-100	RPI 101-150	RPI 150+				
31- 1	9- 1	6- 0	OVERALL	3- 0	9- 0	4- 0				
14- 0	4- 0	3- 0	HOME	2- 0	3- 0	2- 0				
12- 1	2- 1	2- 0	AWAY	1- 0	6- 0	1- 0				
5- 0	3- 0	1- 0	NEUTRAL	0- 0	0- 0	1- 0				
12- 1	3- 1	3- 0	NON-CONFERENCE	1- 0	3- 0	2- 0				
6- 0	2- 0	2- 0	HOME	1- 0	1- 0	0- 0				
4- 1	0- 1	1- 0	AWAY	0- 0	2- 0	1- 0				
2- 0	1- 0	0- 0	NEUTRAL	0- 0	0- 0	1- 0				
19- 0	6- 0	3- 0	CONFERENCE	2- 0	6- 0	2- 0				
8- 0	2- 0	1- 0	HOME	1- 0	2- 0	2- 0				
8- 0	2- 0	1- 0	AWAY	1- 0	4- 0	0- 0				
3- 0	2- 0	1- 0	NEUTRAL	0- 0	0- 0	0- 0				

RPI 1-25				Team's RPI: 1		RPI 26-50				RPI 51-100				RPI 101+			
RPI	S	Opponent	Score	RPI	S	Opponent	Score	RPI	S	Opponent	Score	RPI	S	Opponent	Score		
3	A	UConn	81 91	28	H	Tennessee	79 66	71	A	Georgia Tech	54 42	109	A	TCU	88 72		
5	H	Oregon St.	62 61	29	H	DePaul	95 90	71	H	Georgia Tech	85 76	111	A	Virginia	74 46		
6	H	Ohio St.	75 72	47	A	Duke	68 61	98	H	Bucknell	85 54	117	H	Toledo	74 39		
10	N	UCLA	92 84	47	N	Duke	83 54					118	A	Saint Joseph's	91 55		
13	H	Syracuse	90 62	49	H	North Carolina St.	82 46					120	A	Boston College	63 50		
13	N	Syracuse	68 57	50	A	South Dakota St.	75 64					120	H	Boston College	70 58		
14	A	Louisville	66 61									123	H	Virginia Tech	80 41		
15	A	Florida St.	73 66									132	A	Pittsburgh	65 55		
25	H	Miami (FL)	90 69									143	A	Wake Forest	86 52		
25	N	Miami (FL)	78 67									153	H	North Carolina	88 54		
												239	A	Valparaiso	110 54		
												252	H	Clemson	71 52		
												303	N	Denver	94 52		
LAST 12 Division I GAMES:																	
				13	N	Syracuse	68 57					143	A	Wake Forest	86 52		
				25	N	Miami (FL)	78 67					25	H	Miami (FL)	90 69		
				47	N	Duke	83 54					14	A	Louisville	66 61		
				120	H	Boston College	70 58					49	H	North Carolina St.	82 46		
				252	H	Clemson	71 52					47	A	Duke	68 61		
				15	A	Florida St.	73 66					71	A	Georgia Tech	54 42		

Non-Div I Games:

Notre Dame

Loss, Non-Conf, S Site, H Home A Away N Neutral

Oakland

Through Games Of March 12, 2016

Average RPI Win:	230	WON-LOST	WINNING	LAST 10	STRENGTH OF	OPP. STRENGTH	TEAM	ADJ.	CONF.	ADJ CONF.
Average RPI Loss:	146	RECORD	PCT. RANK	GAMES	SCHEDULE	OF SCHEDULE	RPI	RPI	RPI	RPI
DIV. I ONLY	13- 15	192	3- 7	234	164	209	209	14	14	
DIV. I NON-CONF.	6- 3	99	0- 0	340	271	221	221	16	16	
TOTALS	RPI 1-25	RPI 26-50	W-L RECORDS	RPI 51-100	RPI 101-150	RPI 150+				
13- 15	2- 1	0- 0	OVERALL	0- 3	0- 7	11- 4				
6- 7	1- 1	0- 0	HOME	0- 2	0- 3	5- 1				
7- 7	1- 0	0- 0	AWAY	0- 1	0- 3	6- 3				
0- 1	0- 0	0- 0	NEUTRAL	0- 0	0- 1	0- 0				
6- 3	0- 1	0- 0	NON-CONFERENCE	0- 1	0- 0	6- 1				
2- 2	0- 1	0- 0	HOME	0- 1	0- 0	2- 0				
4- 1	0- 0	0- 0	AWAY	0- 0	0- 0	4- 1				
0- 0	0- 0	0- 0	NEUTRAL	0- 0	0- 0	0- 0				
7- 12	2- 0	0- 0	CONFERENCE	0- 2	0- 7	5- 3				
4- 5	1- 0	0- 0	HOME	0- 1	0- 3	3- 1				
3- 6	1- 0	0- 0	AWAY	0- 1	0- 3	2- 2				
0- 1	0- 0	0- 0	NEUTRAL	0- 0	0- 1	0- 0				

RPI 1-25				RPI 26-50				RPI 51-100				RPI 101+ Team's RPI: 209			
RPI	S	Opponent	Score	RPI	S	Opponent	Score	RPI	S	Opponent	Score	RPI	S	Opponent	Score
17	H	Michigan St.	62 82					68	H	Central Mich.	87 110	130	A	Youngstown St.	63 67
21	A	Green Bay	58 56					100	A	Wright St.	63 79	130	H	Youngstown St.	77 96
21	H	Green Bay	77 69					100	H	Wright St.	72 77	130	N	Youngstown St.	63 65
												140	A	Milwaukee	64 77
												140	H	Milwaukee	95 98
												146	A	Northern Ky.	64 80
												146	H	Northern Ky.	71 75
												158	A	Detroit	79 73
												158	H	Detroit	77 82
												217	H	Dartmouth	78 60
												239	A	Valparaiso	66 81
												239	H	Valparaiso	87 77
												249	A	Ill.-Chicago	78 76
												249	H	Ill.-Chicago	78 73
												264	A	Cleveland St.	75 88
												264	H	Cleveland St.	79 69
												277	A	Vermont	74 68
												283	A	Miami (OH)	54 65
												291	A	Niagara	77 67
												315	H	IPFW	81 74
												345	A	Chicago St.	74 51
												347	A	Norfolk St.	83 73
LAST 12 Division I GAMES:															
130	N	Youngstown St.	63 65	249	H	Ill.-Chicago	78 73								
21	H	Green Bay	77 69	239	H	Valparaiso	87 77								
140	H	Milwaukee	95 98	264	A	Cleveland St.	75 88								
158	H	Detroit	77 82	130	A	Youngstown St.	63 67								
146	A	Northern Ky.	64 80	140	A	Milwaukee	64 77								
100	A	Wright St.	63 79	21	A	Green Bay	58 56								

Non-Div I Games: Rochester College 83 49 Mich.-Dearborn 123 38

Oakland

Loss, Non-Conf, S Site, H Home A Away N Neutral

Average RPI Win: 189	WON-LOST	WINNING	LAST 10	STRENGTH OF	OPP. STRENGTH	TEAM	ADJ.	CONF.	ADJ CONF.
Average RPI Loss: 99	RECORD	PCT. RANK	GAMES	SCHEDULE	OF SCHEDULE	RPI	RPI	RPI	RPI
DIV. I ONLY	24- 6	27	7- 3	170	114	51	51	11	11
DIV. I NON-CONF.	8- 3	77	0- 0	190	71	65	65	13	13
TOTALS	RPI 1-25	RPI 26-50	W-L RECORDS	RPI 51-100	RPI 101-150	RPI 150+			
24- 6	0- 1	1- 0	OVERALL	6- 1	5- 3	12- 1			
11- 1	0- 0	0- 0	HOME	3- 0	2- 1	6- 0			
9- 4	0- 0	0- 0	AWAY	2- 1	2- 0	5- 0			
4- 1	0- 0	1- 0	NEUTRAL	1- 0	1- 1	1- 0			
8- 3	0- 1	1- 0	NON-CONFERENCE	2- 1	1- 0	4- 1			
3- 0	0- 0	0- 0	HOME	1- 0	0- 0	2- 0			
1- 3	0- 1	0- 0	AWAY	0- 1	0- 0	1- 1			
4- 0	0- 0	1- 0	NEUTRAL	1- 0	1- 0	1- 0			
16- 3	0- 0	0- 0	CONFERENCE	4- 0	4- 3	8- 0			
8- 1	0- 0	0- 0	HOME	2- 0	2- 1	4- 0			
8- 1	0- 0	0- 0	AWAY	2- 0	2- 1	4- 0			
0- 1	0- 0	0- 0	NEUTRAL	0- 0	0- 1	0- 0			

RPI S	Opponent	Score	RPI S	Opponent	Score	RPI S	Opponent	Score	Team's RPI: 51	RPI S	Opponent	Score
18	A Duquesne	47 64	46	N Indiana	63 56	59	H Middle Tenn.	72 49		106	A Buffalo	43 51
						63	N FGCU	69 57		106	H Buffalo	58 70
						65	A Ball St.	68 67		106	N Buffalo	60 72
						65	H Ball St.	73 48		117	A Toledo	77 57
						68	H Central Mich.	86 84		124	A Akron	101 73
						73	A Vanderbilt	59 62		124	H Akron	75 55
						86	A Eastern Mich.	71 64		148	N East Carolina	64 61
										150	H Western Mich.	73 63
										182	A Illinois	53 62
										256	A Bowling Green	72 57
										256	H Bowling Green	75 58
										262	H Saint Francis (PA)	91 65
										263	A Northern Ill.	72 47
										263	H Northern Ill.	95 70
										274	A UNCW	75 59
										283	A Miami (OH)	77 58
										283	H Miami (OH)	72 44
										315	H IPFW	79 52
										318	A Kent St.	93 54
										318	H Kent St.	86 52
										328	N Winthrop	75 54
LAST 12 Division I GAMES:												
106	N Buffalo	60 72	283	H Miami (OH)	72 44							
283	A Miami (OH)	77 58	117	A Toledo	77 57							
256	H Bowling Green	75 58	263	H Northern Ill.	95 70							
106	H Buffalo	58 70	106	A Buffalo	43 51							
318	H Kent St.	86 52	65	A Ball St.	68 67							
124	A Akron	101 73	124	H Akron	75 55							

Non-Div I Games:

Ohio

Through Games of March 11, 1910										
Average RPI Win:	103	WON-LOST	WINNING	LAST 10	STRENGTH OF	OPP. STRENGTH	TEAM	ADJ.	CONF.	ADJ CONF.
Average RPI Loss:	32	RECORD	PCT. RANK	GAMES	SCHEDULE	OF SCHEDULE	RPI	RPI	RPI	RPI
DIV. I ONLY	24- 7	33	7- 3	3	19	6	6	5	5	
DIV. I NON-CONF.	8- 3	77	0- 0	4	29	6	6	4	4	

TOTALS	RPI 1-25	RPI 26-50		W-L RECORDS		RPI 51-100	RPI 101-150		RPI 150+	
24- 7	4- 5	2- 0		OVERALL		8- 1	4- 1		6- 0	
14- 1	2- 1	2- 0		HOME		4- 0	2- 0		4- 0	
7- 5	1- 3	0- 0		AWAY		3- 1	1- 1		2- 0	
3- 1	1- 1	0- 0		NEUTRAL		1- 0	1- 0		0- 0	
8- 3	1- 3	1- 0		NON-CONFERENCE		1- 0	2- 0		3- 0	
5- 1	0- 1	1- 0		HOME		1- 0	1- 0		2- 0	
1- 2	0- 2	0- 0		AWAY		0- 0	0- 0		1- 0	
2- 0	1- 0	0- 0		NEUTRAL		0- 0	1- 0		0- 0	
16- 4	3- 2	1- 0		CONFERENCE		7- 1	2- 1		3- 0	
9- 0	2- 0	1- 0		HOME		3- 0	1- 0		2- 0	
6- 3	1- 1	0- 0		AWAY		3- 1	1- 1		1- 0	
1- 1	0- 1	0- 0		NEUTRAL		1- 0	0- 0		0- 0	

RPI	S	Opponent	Score	RPI	S	Opponent	Score	RPI	S	Opponent	Score	RPI	S	Opponent	Score
1	A	Notre Dame	72 75	36	H	Princeton	90 70	52	A	Rutgers	67 58	101	A	Northwestern	82 86
3	H	UConn	56 100	46	H	Indiana	97 70	52	H	Rutgers	90 78	101	H	Northwestern	76 73
4	A	South Carolina	80 88					52	N	Rutgers	73 58	111	H	Virginia	93 73
8	A	Maryland	80 71					58	A	Iowa	98 81	122	N	Liberty	75 65
8	H	Maryland	94 86					67	H	Purdue	90 70	137	A	Penn St.	77 63
17	A	Michigan St.	105 107					77	H	Belmont	84 56	182	A	Illinois	80 70
17	H	Michigan St.	85 80					78	A	Michigan	97 93	182	H	Illinois	117 74
17	N	Michigan St.	63 82					80	A	Minnesota	88 90	195	H	N.C. A&T	89 56
19	N	Texas A&M	95 80					95	H	Nebraska	96 70	200	H	Wisconsin	87 61
LAST 12 Division I GAMES:															
17	N	Michigan St.	63 82	137	A	Penn St.	77 63								
52	N	Rutgers	73 58	58	A	Iowa	98 81								
17	A	Michigan St.	105 107	8	H	Maryland	94 86								
80	A	Minnesota	88 90	200	H	Wisconsin	87 61								
182	H	Illinois	117 74	182	A	Illinois	80 70								
95	H	Nebraska	96 70	101	H	Northwestern	76 73								

Non-Div I Games:

Ohio St.

Average RPI Win:	132	WON-LOST	WINNING	LAST 10	STRENGTH OF	OPP. STRENGTH	TEAM	ADJ.	CONF.	ADJ CONF.
Average RPI Loss:	40	RECORD	PCT. RANK	GAMES	SCHEDULE	OF SCHEDULE	RPI	RPI	RPI	RPI
DIV. I ONLY	21- 10	76	6- 4	27	12	32	32	3	3	
DIV. I NON-CONF.	9- 2	37	0- 0	192	38	71	71	3	3	
TOTALS	RPI 1-25	RPI 26-50	W-L RECORDS	RPI 51-100	RPI 101-150	RPI 150+				
21- 10	3- 6	3- 3	OVERALL	1- 0	8- 0	6- 1				
11- 3	3- 1	1- 1	HOME	0- 0	4- 0	3- 1				
7- 5	0- 3	1- 2	AWAY	0- 0	3- 0	3- 0				
3- 2	0- 2	1- 0	NEUTRAL	1- 0	1- 0	0- 0				
9- 2	1- 1	1- 0	NON-CONFERENCE	1- 0	2- 0	4- 1				
4- 1	1- 0	0- 0	HOME	0- 0	1- 0	2- 1				
3- 0	0- 0	1- 0	AWAY	0- 0	0- 0	2- 0				
2- 1	0- 1	0- 0	NEUTRAL	1- 0	1- 0	0- 0				
12- 8	2- 5	2- 3	CONFERENCE	0- 0	6- 0	2- 0				
7- 2	2- 1	1- 1	HOME	0- 0	3- 0	1- 0				
4- 5	0- 3	0- 2	AWAY	0- 0	3- 0	1- 0				
1- 1	0- 1	1- 0	NEUTRAL	0- 0	0- 0	0- 0				

RPI 1-25				RPI 26-50				Team's RPI: 32	RPI 51-100				RPI 101+			
RPI	S	Opponent	Score	RPI	S	Opponent	Score		RPI	S	Opponent	Score	RPI	S	Opponent	Score
2	A	Baylor	68 78	31	A	Oklahoma St.	42 73		88	N	Utah	70 55	104	H	Little Rock	65 52
2	H	Baylor	70 78	31	H	Oklahoma St.	69 71						109	A	TCU	78 65
2	N	Baylor	57 84	31	N	Oklahoma St.	61 43						109	H	TCU	77 64
7	A	Texas	76 83	33	A	Washington	71 68						120	N	Boston College	76 61
7	H	Texas	74 56	48	A	Kansas St.	71 87						134	A	Iowa St.	77 71
16	H	BYU	73 47	48	H	Kansas St.	68 58						134	H	Iowa St.	85 54
19	N	Texas A&M	68 74										139	A	Texas Tech	70 60
22	A	West Virginia	55 63										139	H	Texas Tech	92 53
22	H	West Virginia	57 54										194	A	Tulsa	75 62
													222	A	Kansas	72 66
													222	H	Kansas	67 44
													240	H	North Texas	57 61
													268	H	UTSA	80 41
													299	A	Bradley	79 46
													328	H	Winthrop	78 48
LAST 12 Division I GAMES:																
		2 N Baylor	57 84			22 A West Virginia	55 63									
		31 N Oklahoma St.	61 43			7 H Texas	74 56									
		139 A Texas Tech	70 60			48 A Kansas St.	71 87									
		134 H Iowa St.	85 54			109 H TCU	77 64									
		2 H Baylor	70 78			31 H Oklahoma St.	69 71									
		222 A Kansas	72 66			134 A Iowa St.	77 71									

Non-Div I Games:

Oklahoma

■ Loss,
■ Non-Conf,
■ S Site,
■ H Home
■ A Away
N Neutral

Average RPI Win:	142	WON-LOST	WINNING	LAST 10	STRENGTH OF	OPP. STRENGTH	TEAM	ADJ.	CONF.	ADJ CONF.
Average RPI Loss:	42	RECORD	PCT. RANK	GAMES	SCHEDULE	OF SCHEDULE	RPI	RPI	RPI	RPI
DIV. I ONLY	21- 9	64	5- 5	43	32	31	31	3	3	
DIV. I NON-CONF.	10- 1	19	0- 0	167	204	33	33	3	3	
TOTALS	RPI 1-25	RPI 26-50	W-L RECORDS	RPI 51-100	RPI 101-150	RPI 150+				
21- 9	2- 5	3- 2	OVERALL	2- 0	6- 2	8- 0				
16- 1	2- 1	2- 0	HOME	1- 0	5- 0	6- 0				
5- 7	0- 4	1- 1	AWAY	1- 0	1- 2	2- 0				
0- 1	0- 0	0- 1	NEUTRAL	0- 0	0- 0	0- 0				
10- 1	0- 1	0- 0	NON-CONFERENCE	2- 0	2- 0	6- 0				
8- 0	0- 0	0- 0	HOME	1- 0	2- 0	5- 0				
2- 1	0- 1	0- 0	AWAY	1- 0	0- 0	1- 0				
0- 0	0- 0	0- 0	NEUTRAL	0- 0	0- 0	0- 0				
11- 8	2- 4	3- 2	CONFERENCE	0- 0	4- 2	2- 0				
8- 1	2- 1	2- 0	HOME	0- 0	3- 0	1- 0				
3- 6	0- 3	1- 1	AWAY	0- 0	1- 2	1- 0				
0- 1	0- 0	0- 1	NEUTRAL	0- 0	0- 0	0- 0				

RPI 1-25				RPI 26-50				Team's RPI: 31	RPI 51-100				RPI 101+			
RPI	S	Opponent	Score	RPI	S	Opponent	Score		RPI	S	Opponent	Score	RPI	S	Opponent	Score
2	A	Baylor	41 66	32	A	Oklahoma	71 69		87	A	Missouri St.	74 55	109	A	TCU	65 79
2	H	Baylor	52 45	32	H	Oklahoma	73 42		97	H	Washington St.	70 60	109	H	TCU	80 52
7	A	Texas	55 70	32	N	Oklahoma	43 61						134	A	Iowa St.	42 49
7	H	Texas	48 78	48	A	Kansas St.	44 47						134	H	Iowa St.	79 76
20	A	South Fla.	46 68	48	H	Kansas St.	59 51						139	A	Texas Tech	69 46
22	A	West Virginia	48 82										139	H	Texas Tech	70 57
22	H	West Virginia	63 51										142	H	Oral Roberts	59 55
													149	H	SIUE	86 61
													153	H	North Carolina	77 67
													180	H	UTRGV	78 54
													222	A	Kansas	74 46
													222	H	Kansas	71 49
													228	H	Texas Southern	87 52
													275	A	UCF	74 55
													282	H	Lamar	90 45
													297	H	Savannah St.	76 48
LAST 12 Division I GAMES:																
				32	N	Oklahoma	43 61		22	H	West Virginia	63 51				
				48	H	Kansas St.	59 51		7	A	Texas	55 70				
				22	A	West Virginia	48 82		139	H	Texas Tech	70 57				
				222	H	Kansas	71 49		32	A	Oklahoma	71 69				
				109	A	TCU	65 79		109	H	TCU	80 52				
				2	A	Baylor	41 66		222	A	Kansas	74 46				

Non-Div I Games:

Oklahoma St.

■ Loss,
 ■ Non-Conf, S Site,
 ■ Home
 ■ Away
 N Neutral

Average RPI Win:	192	WON-LOST	WINNING	LAST 10	STRENGTH OF	OPP. STRENGTH	TEAM	ADJ.	CONF.	ADJ CONF.
Average RPI Loss:	119	RECORD	PCT. RANK	GAMES	SCHEDULE	OF SCHEDULE	RPI	RPI	RPI	RPI
DIV. I ONLY	17- 17	165	6- 4	82	142	129	129	13	13	
DIV. I NON-CONF.	4- 8	234	0- 0	135	206	215	215	11	11	
TOTALS	RPI 1-25	RPI 26-50	W-L RECORDS	RPI 51-100	RPI 101-150	RPI 150+				
17- 17	0- 2	1- 4	OVERALL	4- 2	1- 2	11- 7				
9- 4	0- 1	0- 1	HOME	1- 0	1- 0	7- 2				
5- 9	0- 0	0- 2	AWAY	2- 1	0- 1	3- 5				
3- 4	0- 1	1- 1	NEUTRAL	1- 1	0- 1	1- 0				
4- 8	0- 2	0- 1	NON-CONFERENCE	0- 1	0- 1	4- 3				
2- 2	0- 1	0- 0	HOME	0- 0	0- 0	2- 1				
2- 3	0- 0	0- 0	AWAY	0- 1	0- 0	2- 2				
0- 3	0- 1	0- 1	NEUTRAL	0- 0	0- 1	0- 0				
13- 9	0- 0	1- 3	CONFERENCE	4- 1	1- 1	7- 4				
7- 2	0- 0	0- 1	HOME	1- 0	1- 0	5- 1				
3- 6	0- 0	0- 2	AWAY	2- 0	0- 1	1- 3				
3- 1	0- 0	1- 0	NEUTRAL	1- 1	0- 0	1- 0				

RPI 1-25				RPI 26-50				RPI 51-100				RPI 101+ Team's RPI: 129			
RPI	S	Opponent	Score	RPI	S	Opponent	Score	RPI	S	Opponent	Score	RPI	S	Opponent	Score
8	N	Maryland	49 95	37	A	UTEP	64 70	59	A	Middle Tenn.	61 58	128	A	Marshall	62 80
25	H	Miami (FL)	35 61	37	N	UTEP	66 54	59	N	Middle Tenn.	54 70	128	H	Marshall	77 55
				38	A	Western Ky.	51 68	69	A	VCU	54 74	132	N	Pittsburgh	58 67
				38	H	Western Ky.	74 85	89	A	Charlotte	71 59	155	A	UAB	55 58
				50	N	South Dakota St.	39 71	89	H	Charlotte	94 85	164	H	ETSU	52 56
								89	N	Charlotte	57 54	179	H	Fla. Atlantic	85 45
												188	H	Southern Miss.	53 45
												198	A	Richmond	57 62
												203	H	Loyola Maryland	64 41
												208	H	Louisiana Tech	51 69
												219	A	William & Mary	64 75
												225	A	Rice	46 68
												225	H	Rice	61 52
												240	A	North Texas	65 48
												240	H	North Texas	62 55
												240	N	North Texas	62 55
												268	A	UTSA	67 70
												280	A	UMES	69 52
												304	H	FIU	84 49
												327	A	Howard	83 64
												343	H	Wagner	71 57
LAST 12 Division I GAMES:															
				59	N	Middle Tenn.	54 70	268	A	UTSA	67 70				
				37	N	UTEP	66 54	37	A	UTEP	64 70				
				89	N	Charlotte	57 54	128	H	Marshall	77 55				
				240	N	North Texas	62 55	38	H	Western Ky.	74 85				
				225	H	Rice	61 52	225	A	Rice	46 68				
				240	H	North Texas	62 55	240	A	North Texas	65 48				

Non-Div I Games:

Old Dominion

■ Loss,
 ■ Non-Conf, S Site,
 ■ Home
 ■ Away
 N Neutral

Average RPI Win:	213	WON-LOST	WINNING	LAST 10	STRENGTH OF	OPP. STRENGTH	TEAM	ADJ.	CONF.	ADJ CONF.
Average RPI Loss:	66	RECORD	PCT. RANK	GAMES	SCHEDULE	OF SCHEDULE	RPI	RPI	RPI	RPI
DIV. I ONLY	10- 20	264	0- 10	51	72	176	176	2	2	
DIV. I NON-CONF.	8- 5	120	0- 0	243	328	191	191	2	2	
TOTALS	RPI 1-25	RPI 26-50	W-L RECORDS	RPI 51-100	RPI 101-150	RPI 150+				
10- 20	1- 6	1- 4	OVERALL	1- 5	1- 3	6- 2				
8- 9	1- 3	1- 2	HOME	1- 3	1- 1	4- 0				
2- 10	0- 3	0- 2	AWAY	0- 1	0- 2	2- 2				
0- 1	0- 0	0- 0	NEUTRAL	0- 1	0- 0	0- 0				
8- 5	0- 0	1- 0	NON-CONFERENCE	0- 3	1- 1	6- 1				
6- 3	0- 0	1- 0	HOME	0- 2	1- 1	4- 0				
2- 2	0- 0	0- 0	AWAY	0- 1	0- 0	2- 1				
0- 0	0- 0	0- 0	NEUTRAL	0- 0	0- 0	0- 0				
2- 15	1- 6	0- 4	CONFERENCE	1- 2	0- 2	0- 1				
2- 6	1- 3	0- 2	HOME	1- 1	0- 0	0- 0				
0- 8	0- 3	0- 2	AWAY	0- 0	0- 2	0- 1				
0- 1	0- 0	0- 0	NEUTRAL	0- 1	0- 0	0- 0				

RPI	S	Opponent	Score	RPI	S	Opponent	Score	RPI	S	Opponent	Score	RPI	S	Opponent	Score	Team's RPI: 176
4	A	South Carolina	62 81	27	H	Florida	65 85	57	H	Auburn	60 65	125	A	LSU	57 76	
4	H	South Carolina	45 66	28	A	Tennessee	51 57	59	A	Middle Tenn.	75 84	136	H	La.-Lafayette	78 82	
12	H	Kentucky	73 65	35	A	Georgia	56 70	73	H	Vanderbilt	55 52	141	A	Arkansas	49 60	
19	A	Texas A&M	58 81	38	H	Western Ky.	59 53	73	N	Vanderbilt	59 74	144	H	McNeese St.	96 56	
19	H	Texas A&M	48 62	45	H	Missouri	46 60	74	H	Tulane	59 61	159	A	Stony Brook	72 57	
24	A	Mississippi St.	51 79					87	H	Missouri St.	78 91	160	A	Alabama	37 48	
24	H	Mississippi St.	51 60									188	A	Southern Miss.	38 57	
												332	H	New Orleans	97 59	
												337	H	Ark.-Pine Bluff	80 45	
												343	A	Wagner	86 49	
												346	H	Alabama A&M	103 42	
												349	H	Mississippi Val.	97 61	
LAST 12 Division I GAMES:																
73	N	Vanderbilt	59 74	57	H	Auburn	60 65									
141	A	Arkansas	49 60	35	A	Georgia	56 70									
4	H	South Carolina	45 66	160	A	Alabama	37 48									
24	H	Mississippi St.	51 60	45	H	Missouri	46 60									
28	A	Tennessee	51 57	4	A	South Carolina	62 81									
19	H	Texas A&M	48 62	12	H	Kentucky	73 65									

Non-Div I Games:

Ole Miss

■ Loss,
■ Non-Conf,
■ S Site,
■ H Home
■ A Away
N Neutral

Average RPI Win:	272	WON-LOST	WINNING	LAST 10	STRENGTH OF	OPP. STRENGTH	TEAM	ADJ.	CONF.	ADJ CONF.
Average RPI Loss:	138	RECORD	PCT. RANK	GAMES	SCHEDULE	OF SCHEDULE	RPI	RPI	RPI	RPI
DIV. I ONLY	13- 15	192	4- 6	269	228	241	241	18	18	
DIV. I NON-CONF.	5- 5	160	0- 0	325	303	272	272	19	19	
TOTALS	RPI 1-25	RPI 26-50	W-L RECORDS	RPI 51-100	RPI 101-150	RPI 150+				
13- 15	0- 0	0- 3	OVERALL	0- 3	2- 5	11- 4				
8- 5	0- 0	0- 1	HOME	0- 1	1- 2	7- 1				
3- 8	0- 0	0- 1	AWAY	0- 2	0- 3	3- 2				
2- 2	0- 0	0- 1	NEUTRAL	0- 0	1- 0	1- 1				
5- 5	0- 0	0- 0	NON-CONFERENCE	0- 1	0- 2	5- 2				
3- 2	0- 0	0- 0	HOME	0- 0	0- 1	3- 1				
1- 2	0- 0	0- 0	AWAY	0- 1	0- 1	1- 0				
1- 1	0- 0	0- 0	NEUTRAL	0- 0	0- 0	1- 1				
8- 10	0- 0	0- 3	CONFERENCE	0- 2	2- 3	6- 2				
5- 3	0- 0	0- 1	HOME	0- 1	1- 1	4- 0				
2- 6	0- 0	0- 1	AWAY	0- 1	0- 2	2- 2				
1- 1	0- 0	0- 1	NEUTRAL	0- 0	1- 0	0- 0				

RPI 1-25			RPI 26-50			RPI 51-100			RPI 101+			Team's RPI: 241			
RPI	S	Opponent	Score	RPI	S	Opponent	Score	RPI	S	Opponent	Score	RPI	S	Opponent	Score
				50	A	South Dakota St.	58 68	62	A	South Dakota	76 82	115	H	Creighton	46 69
				50	H	South Dakota St.	47 65	62	H	South Dakota	55 70	131	A	IUPUI	59 75
				50	N	South Dakota St.	60 76	93	A	North Dakota	52 67	131	H	IUPUI	57 54
												131	N	IUPUI	62 51
												142	A	Oral Roberts	58 67
												142	H	Oral Roberts	65 67
												149	A	SIUE	86 90
												204	H	Utah Valley	59 74
												229	A	Indiana St.	51 50
												242	A	Western Ill.	55 74
												242	H	Western Ill.	79 66
												260	N	Houston Baptist	51 64
												275	H	UCF	75 60
												303	A	Denver	70 60
												303	H	Denver	67 55
												305	H	UMKC	57 42
												315	A	IPFW	60 58
												315	H	IPFW	71 64
												320	N	Illinois St.	60 56
												323	A	North Dakota St.	67 74
												323	H	North Dakota St.	77 52
												340	H	Eastern Ill.	76 67
LAST 12 Division I GAMES:															
				50	N	South Dakota St.	60 76	315	H	IPFW	71 64				
				131	N	IUPUI	62 51	62	H	South Dakota	55 70				
				303	A	Denver	70 60	50	H	South Dakota St.	47 65				
				142	A	Oral Roberts	58 67	242	A	Western Ill.	55 74				
				131	H	IUPUI	57 54	315	A	IPFW	60 58				
				323	A	North Dakota St.	67 74	142	H	Oral Roberts	65 67				

Non-Div I Games: Midland 58 53 Waldorf 97 32

Omaha

Loss, Non-Conf, S Site, H Home A Away N Neutral

Oral Roberts

Through Games Of March 12, 2016

Average RPI Win:	242	WON-LOST	WINNING	LAST 10	STRENGTH OF	OPP. STRENGTH	TEAM	ADJ.	CONF.	ADJ CONF.
Average RPI Loss:	112	RECORD	PCT. RANK	GAMES	SCHEDULE	OF SCHEDULE	RPI	RPI	RPI	RPI
DIV. I ONLY	13- 15	192	5- 5	118	157	142	142	18	18	
DIV. I NON-CONF.	2- 8	290	0- 0	71	11	163	163	19	19	
TOTALS	RPI 1-25	RPI 26-50	W-L RECORDS	RPI 51-100	RPI 101-150	RPI 150+				
13- 15	0- 1	0- 3	OVERALL	1- 5	1- 3	11- 3				
6- 3	0- 0	0- 1	HOME	1- 0	0- 2	5- 0				
6- 11	0- 1	0- 2	AWAY	0- 4	1- 1	5- 3				
1- 1	0- 0	0- 0	NEUTRAL	0- 1	0- 0	1- 0				
2- 8	0- 1	0- 1	NON-CONFERENCE	0- 3	0- 2	2- 1				
0- 1	0- 0	0- 0	HOME	0- 0	0- 1	0- 0				
2- 7	0- 1	0- 1	AWAY	0- 3	0- 1	2- 1				
0- 0	0- 0	0- 0	NEUTRAL	0- 0	0- 0	0- 0				
11- 7	0- 0	0- 2	CONFERENCE	1- 2	1- 1	9- 2				
6- 2	0- 0	0- 1	HOME	1- 0	0- 1	5- 0				
4- 4	0- 0	0- 1	AWAY	0- 1	1- 0	3- 2				
1- 1	0- 0	0- 0	NEUTRAL	0- 1	0- 0	1- 0				

RPI 1-25				RPI 26-50				RPI 51-100				RPI 101+				Team's RPI: 142
RPI	S	Opponent	Score	RPI	S	Opponent	Score	RPI	S	Opponent	Score	RPI	S	Opponent	Score	
2	A	Baylor	39 97	31	A	Oklahoma St.	55 59	62	A	South Dakota	48 71	104	H	Little Rock	52 66	
				50	A	South Dakota St.	48 60	62	H	South Dakota	60 56	131	A	IUPUI	52 47	
				50	H	South Dakota St.	50 68	62	N	South Dakota	61 78	131	H	IUPUI	54 57	
								78	A	Michigan	44 61	141	A	Arkansas	50 65	
								86	A	Eastern Mich.	69 77	194	A	Tulsa	59 53	
								87	A	Missouri St.	64 72	222	A	Kansas	70 63	
												232	A	Grand Canyon	64 66	
												241	A	Omaha	67 65	
												241	H	Omaha	67 58	
												242	A	Western Ill.	61 72	
												242	H	Western Ill.	79 55	
												242	N	Western Ill.	68 55	
												303	A	Denver	59 56	
												303	H	Denver	65 33	
												315	A	IPFW	48 54	
												315	H	IPFW	61 59	
												323	A	North Dakota St.	52 42	
												323	H	North Dakota St.	59 58	
LAST 12 Division I GAMES:																
				62	N	South Dakota	61 78	50	A	South Dakota St.	48 60					
				242	N	Western Ill.	68 55	303	A	Denver	59 56					
				241	H	Omaha	67 58	323	H	North Dakota St.	59 58					
				242	H	Western Ill.	79 55	131	H	IUPUI	54 57					
				315	A	IPFW	48 54	50	H	South Dakota St.	50 68					
				62	A	South Dakota	48 71	303	H	Denver	65 33					

Non-Div I Games: Lyon 49 68 Evangel 89 46

Oral Roberts

Loss, Non-Conf, S Site, H Home A Away N Neutral

Oregon

Through Games Of March 12, 2016

Average RPI Win:	165	WON-LOST	WINNING	LAST 10	STRENGTH OF	OPP. STRENGTH	TEAM	ADJ.	CONF.	ADJ CONF.
Average RPI Loss:	33	RECORD	PCT. RANK	GAMES	SCHEDULE	OF SCHEDULE	RPI	RPI	RPI	RPI
DIV. I ONLY	20- 10	79	6- 4	125	7	84	84	1	1	
DIV. I NON-CONF.	11- 0	1	0- 0	327	97	79	79	1	1	
TOTALS	RPI 1-25	RPI 26-50	W-L RECORDS	RPI 51-100	RPI 101-150	RPI 150+				
20- 10	0- 7	1- 0	OVERALL	7- 2	1- 1	11- 0				
15- 4	0- 4	0- 0	HOME	5- 0	1- 0	9- 0				
5- 5	0- 3	1- 0	AWAY	2- 2	0- 0	2- 0				
0- 1	0- 0	0- 0	NEUTRAL	0- 0	0- 1	0- 0				
11- 0	0- 0	0- 0	NON-CONFERENCE	2- 0	0- 0	9- 0				
10- 0	0- 0	0- 0	HOME	2- 0	0- 0	8- 0				
1- 0	0- 0	0- 0	AWAY	0- 0	0- 0	1- 0				
0- 0	0- 0	0- 0	NEUTRAL	0- 0	0- 0	0- 0				
9- 10	0- 7	1- 0	CONFERENCE	5- 2	1- 1	2- 0				
5- 4	0- 4	0- 0	HOME	3- 0	1- 0	1- 0				
4- 5	0- 3	1- 0	AWAY	2- 2	0- 0	1- 0				
0- 1	0- 0	0- 0	NEUTRAL	0- 0	0- 1	0- 0				

RPI 1-25				RPI 26-50				RPI 51-100				Team's RPI: 84	RPI 101+			
RPI	S	Opponent	Score	RPI	S	Opponent	Score	RPI	S	Opponent	Score		RPI	S	Opponent	Score
5	A	Oregon St.	33 60	33	A	Washington	75 63	56	A	Southern California	67 74		127	H	Arizona	76 54
5	H	Oregon St.	45 59					56	H	Southern California	69 60		127	N	Arizona	68 74
9	A	Stanford	42 69					66	H	UC Riverside	95 81		153	A	North Carolina	79 77
9	H	Stanford	62 64					83	A	California	54 65		201	H	San Jose St.	104 74
10	A	UCLA	69 80					83	H	California	69 59		202	A	Colorado	59 46
10	H	UCLA	72 77					88	A	Utah	77 65		202	H	Colorado	77 70
11	H	Arizona St.	58 63					88	H	Utah	69 58		204	H	Utah Valley	79 68
								93	H	North Dakota	77 51		207	H	Hampton	86 51
								97	A	Washington St.	73 48		252	H	Clemson	69 56
													267	H	UC Santa Barbara	79 51
													272	H	Seattle	82 62
													292	H	Portland	93 52
													321	H	Portland St.	122 59
LAST 12 Division I GAMES:																
127	N	Arizona	68 74	88	H	Utah	69 58									
9	A	Stanford	42 69	33	A	Washington	75 63									
83	A	California	54 65	97	A	Washington St.	73 48									
56	H	Southern California	69 60	127	H	Arizona	76 54									
10	H	UCLA	72 77	11	H	Arizona St.	58 63									
202	H	Colorado	77 70	88	A	Utah	77 65									

Non-Div I Games:

Oregon

■ Loss,
 ■ Non-Conf, S Site,
 ■ Home
 ■ Away
 N Neutral

Average RPI Win: 105		WON-LOST	WINNING	LAST 10	STRENGTH OF	OPP. STRENGTH	TEAM	ADJ.	CONF.	ADJ CONF.
Average RPI Loss: 12		RECORD	PCT. RANK	GAMES	SCHEDULE	OF SCHEDULE	RPI	RPI	RPI	RPI
DIV. I ONLY		28- 4	10	9- 1	20	1	5	5	1	1
DIV. I NON-CONF.		9- 2	37	0- 0	107	24	44	44	1	1
TOTALS		RPI 1-25	RPI 26-50		W-L RECORDS		RPI 51-100	RPI 101-150	RPI 150+	
28- 4		4- 3	2- 1		OVERALL		13- 0	3- 0	6- 0	
14- 1		3- 0	0- 1		HOME		5- 0	2- 0	4- 0	
9- 3		0- 3	1- 0		AWAY		6- 0	0- 0	2- 0	
5- 0		1- 0	1- 0		NEUTRAL		2- 0	1- 0	0- 0	
9- 2		0- 1	0- 1		NON-CONFERENCE		3- 0	2- 0	4- 0	
5- 1		0- 0	0- 1		HOME		1- 0	1- 0	3- 0	
2- 1		0- 1	0- 0		AWAY		1- 0	0- 0	1- 0	
2- 0		0- 0	0- 0		NEUTRAL		1- 0	1- 0	0- 0	
19- 2		4- 2	2- 0		CONFERENCE		10- 0	1- 0	2- 0	
9- 0		3- 0	0- 0		HOME		4- 0	1- 0	1- 0	
7- 2		0- 2	1- 0		AWAY		5- 0	0- 0	1- 0	
3- 0		1- 0	1- 0		NEUTRAL		1- 0	0- 0	0- 0	

RPI	S	Opponent	Score	RPI	S	Opponent	Score	RPI	S	Opponent	Score	RPI	S	Opponent	Score
1	A	Notre Dame	61 62	28	H	Tennessee	50 53	56	A	Southern California	57 49	121	H	Idaho	69 44
9	A	Stanford	54 76	33	A	Washington	61 53	56	H	Southern California	76 52	127	H	Arizona	71 43
9	H	Stanford	58 50	33	N	Washington	57 55	56	N	Southern California	63 53	141	N	Arkansas	63 47
10	A	UCLA	51 71					66	H	UC Riverside	86 65	190	H	Cal Poly	80 43
10	H	UCLA	64 54					75	N	Hofstra	73 50	202	A	Colorado	61 47
10	N	UCLA	69 57					83	A	California	54 44	202	H	Colorado	73 50
11	H	Arizona St.	67 44					83	H	California	70 48	216	H	CSU Bakersfield	75 51
								84	A	Oregon	59 45	292	A	Portland	94 50
								84	H	Oregon	60 33	314	H	Longwood	110 45
								88	A	Utah	62 53				
								88	H	Utah	72 53				
								97	A	Washington St.	54 45				
								99	A	Marquette	65 58				
LAST 12 Division I GAMES:															
10	N	UCLA	69 57	56	H	Southern California	76 52								
33	N	Washington	57 55	88	H	Utah	72 53								
56	N	Southern California	63 53	202	H	Colorado	73 50								
83	A	California	54 44	97	A	Washington St.	54 45								
9	A	Stanford	54 76	33	A	Washington	61 53								
10	H	UCLA	64 54	11	H	Arizona St.	67 44								

Non-Div I Games:

Oregon St.

Pacific

Through Games Of March 12, 2016

Average RPI Win:	215	WON-LOST	WINNING	LAST 10	STRENGTH OF	OPP. STRENGTH	TEAM	ADJ.	CONF.	ADJ CONF.
Average RPI Loss:	120	RECORD	PCT. RANK	GAMES	SCHEDULE	OF SCHEDULE	RPI	RPI	RPI	RPI
DIV. I ONLY	12- 17	223	3- 7	148	115	178	178	8	8	
DIV. I NON-CONF.	6- 4	125	0- 0	218	260	121	121	9	9	
TOTALS	RPI 1-25	RPI 26-50	W-L RECORDS	RPI 51-100	RPI 101-150	RPI 150+				
12- 17	0- 2	0- 0	OVERALL	1- 7	1- 3	10- 5				
6- 6	0- 1	0- 0	HOME	1- 3	1- 1	4- 1				
6- 10	0- 0	0- 0	AWAY	0- 0	0- 0	6- 0				
0- 1	0- 0	0- 0	NEUTRAL	0- 0	0- 0	0- 1				
6- 4	0- 0	0- 0	NON-CONFERENCE	0- 0	0- 2	6- 2				
2- 1	0- 0	0- 0	HOME	0- 0	0- 1	2- 0				
4- 3	0- 0	0- 0	AWAY	0- 0	0- 1	4- 2				
0- 0	0- 0	0- 0	NEUTRAL	0- 0	0- 0	0- 0				
6- 13	0- 2	0- 0	CONFERENCE	1- 7	1- 1	4- 3				
4- 5	0- 1	0- 0	HOME	1- 3	1- 0	2- 1				
2- 7	0- 1	0- 0	AWAY	0- 4	0- 1	2- 1				
0- 1	0- 0	0- 0	NEUTRAL	0- 0	0- 0	0- 1				

RPI 1-25				RPI 26-50				RPI 51-100				RPI 101+ Team's RPI: 178			
RPI	S	Opponent	Score	RPI	S	Opponent	Score	RPI	S	Opponent	Score	RPI	S	Opponent	Score
16	A	BYU	62 79					53	A	St. Mary's (CA)	75 83	116	A	Gonzaga	61 68
16	H	BYU	57 67					53	H	St. Mary's (CA)	73 82	116	H	Gonzaga	84 83
								64	A	Santa Clara	52 76	127	A	Arizona	56 69
								64	H	Santa Clara	60 66	135	H	Long Beach St.	60 68
								72	A	San Francisco	71 81	153	A	North Carolina	66 63
								72	H	San Francisco	70 57	166	A	UC Davis	66 53
								81	A	San Diego	56 69	173	A	Montana	54 64
								81	H	San Diego	56 59	201	H	San Jose St.	81 69
												213	A	Gardner-Webb	84 77
												216	A	CSU Bakersfield	80 74
												234	A	Utah St.	70 78
												244	A	Loyola Marymount	88 96
												244	H	Loyola Marymount	60 63
												266	A	Pepperdine	92 64
												266	H	Pepperdine	65 62
												266	N	Pepperdine	72 81
												292	A	Portland	72 64
												292	H	Portland	87 38
												325	H	Nevada	74 52
LAST 12 Division I GAMES:															
266	N	Pepperdine	72 81	244	A	Loyola Marymount	88 96								
64	H	Santa Clara	60 66	81	H	San Diego	56 59								
72	A	San Francisco	71 81	16	H	BYU	57 67								
116	H	Gonzaga	84 83	53	A	St. Mary's (CA)	75 83								
292	H	Portland	87 38	116	A	Gonzaga	61 68								
266	A	Pepperdine	92 64	292	A	Portland	72 64								

Non-Div I Games: Stanislaus St. 74 61

Pacific

■ Loss,
 ■ Non-Conf,
 ■ S Site,
 ■ Home
 ■ A Away
 N Neutral

Average RPI Win:	174	WON-LOST	WINNING	LAST 10	STRENGTH OF	OPP. STRENGTH	TEAM	ADJ.	CONF.	ADJ CONF.
Average RPI Loss:	97	RECORD	PCT. RANK	GAMES	SCHEDULE	OF SCHEDULE	RPI	RPI	RPI	RPI
DIV. I ONLY	23- 4	17	9- 1	96	134	26	26	10	10	
DIV. I NON-CONF.	10- 3	61	0- 0	140	157	60	60	12	12	
TOTALS	RPI 1-25	RPI 26-50	W-L RECORDS	RPI 51-100	RPI 101-150	RPI 150+				
23- 4	0- 0	3- 1	OVERALL	4- 1	1- 1	15- 1				
12- 1	0- 0	2- 1	HOME	2- 0	0- 0	8- 0				
11- 3	0- 0	1- 0	AWAY	2- 1	1- 1	7- 1				
0- 0	0- 0	0- 0	NEUTRAL	0- 0	0- 0	0- 0				
10- 3	0- 0	1- 1	NON-CONFERENCE	2- 1	1- 1	6- 0				
5- 1	0- 0	1- 1	HOME	1- 0	0- 0	3- 0				
5- 2	0- 0	0- 0	AWAY	1- 1	1- 1	3- 0				
0- 0	0- 0	0- 0	NEUTRAL	0- 0	0- 0	0- 0				
13- 1	0- 0	2- 0	CONFERENCE	2- 0	0- 0	9- 1				
7- 0	0- 0	1- 0	HOME	1- 0	0- 0	5- 0				
6- 1	0- 0	1- 0	AWAY	1- 0	0- 0	4- 1				
0- 0	0- 0	0- 0	NEUTRAL	0- 0	0- 0	0- 0				

RPI S	Opponent	Score	RPI S	Opponent	Score	Team's RPI: 26	RPI S	Opponent	Score	RPI S	Opponent	Score
			36	A Princeton	62 60		55	A Villanova	46 66	105	A Hawaii	64 54
			36	H Princeton	50 48		70	A Temple	60 54	118	A Saint Joseph's	46 50
			41	H Colorado St.	49 48		79	H Drexel	72 67	157	A Yale	77 59
			47	H Duke	50 57		96	A Harvard	68 48	157	H Yale	68 49
							96	H Harvard	62 46	169	A Cornell	46 51
										169	H Cornell	65 50
										186	A UMBC	81 46
										205	A Brown	69 59
										205	H Brown	66 49
										217	A Dartmouth	56 41
										217	H Dartmouth	65 50
										235	A New Hampshire	67 60
										236	H Navy	57 43
										247	A Columbia	60 42
										247	H Columbia	71 51
										281	A La Salle	78 68
										330	H Lafayette	54 37
										343	H Wagner	78 50
LAST 12 Division I GAMES:												
			36	A Princeton	62 60		205	A Brown	69 59			
			96	H Harvard	62 46		169	H Cornell	65 50			
			217	H Dartmouth	65 50		247	H Columbia	71 51			
			247	A Columbia	60 42		217	A Dartmouth	56 41			
			169	A Cornell	46 51		96	A Harvard	68 48			
			157	A Yale	77 59		205	H Brown	66 49			

Non-Div I Games: BYU-Hawaii 73 41

Penn

■ Loss,
 ■ Non-Conf, S Site,
 ■ Home
 ■ Away
 N Neutral

Penn St.										
Average RPI Win:	143	WON-LOST	WINNING	LAST 10	STRENGTH OF	OPP. STRENGTH	TEAM	ADJ.	CONF.	ADJ CONF.
Average RPI Loss:	74	RECORD	PCT. RANK	GAMES	SCHEDULE	OF SCHEDULE	RPI	RPI	RPI	RPI
DIV. I ONLY	12- 19	242	4- 6	46	31	137	137	5	5	
DIV. I NON-CONF.	5- 6	180	0- 0	67	99	156	156	4	4	

TOTALS	RPI 1-25	RPI 26-50		W-L RECORDS	RPI 51-100	RPI 101-150		RPI 150+		
12- 19	1- 5	0- 3		OVERALL	2- 8	3- 1		6- 2		
7- 8	0- 3	0- 0		HOME	1- 4	2- 1		4- 0		
4- 9	1- 1	0- 3		AWAY	1- 3	1- 0		1- 2		
1- 2	0- 1	0- 0		NEUTRAL	0- 1	0- 0		1- 0		
5- 6	0- 2	0- 2		NON-CONFERENCE	0- 0	1- 1		4- 1		
5- 1	0- 0	0- 0		HOME	0- 0	1- 1		4- 0		
0- 4	0- 1	0- 2		AWAY	0- 0	0- 0		0- 1		
0- 1	0- 1	0- 0		NEUTRAL	0- 0	0- 0		0- 0		
7- 13	1- 3	0- 1		CONFERENCE	2- 8	2- 0		2- 1		
2- 7	0- 3	0- 0		HOME	1- 4	1- 0		0- 0		
4- 5	1- 0	0- 1		AWAY	1- 3	1- 0		1- 1		
1- 1	0- 0	0- 0		NEUTRAL	0- 1	0- 0		1- 0		

RPI 1-25				RPI 26-50				RPI 51-100				RPI 101+ Team's RPI: 137			
RPI	S	Opponent	Score	RPI	S	Opponent	Score	RPI	S	Opponent	Score	RPI	S	Opponent	Score
6	H	Ohio St.	63 77	28	A	Tennessee	66 74	52	H	Rutgers	62 74	101	A	Northwestern	73 54
8	H	Maryland	53 89	34	A	St. Bonaventure	60 70	58	A	Iowa	82 69	101	H	Northwestern	79 72
16	N	BYU	51 63	46	A	Indiana	55 76	58	H	Iowa	81 68	123	H	Virginia Tech	59 64
17	A	Michigan St.	65 61					67	H	Purdue	78 88	130	H	Youngstown St.	68 51
17	H	Michigan St.	55 71					67	N	Purdue	59 70	163	H	Fordham	75 59
20	A	South Fla.	79 101					78	A	Michigan	73 78	182	A	Illinois	65 56
								78	H	Michigan	87 91	182	N	Illinois	75 66
								80	A	Minnesota	85 98	191	H	Sacred Heart	83 46
								95	A	Nebraska	69 87	200	A	Wisconsin	62 82
								95	H	Nebraska	78 83	254	H	Holy Cross	86 82
												276	H	Central Conn. St.	73 47
												302	A	CSUN	73 81

LAST 12 Division I GAMES:															
67	N	Purdue	59 70	6	H	Ohio St.	63 77								
182	N	Illinois	75 66	17	A	Michigan St.	65 61								
46	A	Indiana	55 76	52	H	Rutgers	62 74								
58	H	Iowa	81 68	95	A	Nebraska	69 87								
78	A	Michigan	73 78	67	H	Purdue	78 88								
101	A	Northwestern	73 54	8	H	Maryland	53 89								

Non-Div I Games:

Penn St.

■ Loss,
 ■ Non-Conf, S Site,
 ■ Home
 ■ Away
 N Neutral

Pepperdine

Through Games Of March 12, 2016

Average RPI Win: 235	WON-LOST	WINNING	LAST 10	STRENGTH OF	OPP. STRENGTH	TEAM	ADJ.	CONF.	ADJ CONF.
Average RPI Loss: 119	RECORD	PCT. RANK	GAMES	SCHEDULE	OF SCHEDULE	RPI	RPI	RPI	RPI
DIV. I ONLY	7- 23	302	2- 8	108	124	266	266	8	8
DIV. I NON-CONF.	4- 6	201	0- 0	223	304	234	234	9	9
TOTALS	RPI 1-25	RPI 26-50	W-L RECORDS	RPI 51-100	RPI 101-150	RPI 150+			
7- 23	0- 3	0- 1	OVERALL	1- 8	0- 2	6- 9			
5- 8	0- 1	0- 0	HOME	1- 3	0- 1	4- 3			
1- 13	0- 1	0- 1	AWAY	0- 5	0- 1	1- 5			
1- 2	0- 1	0- 0	NEUTRAL	0- 0	0- 0	1- 1			
4- 6	0- 0	0- 1	NON-CONFERENCE	0- 1	0- 0	4- 4			
3- 1	0- 0	0- 0	HOME	0- 0	0- 0	3- 1			
1- 4	0- 0	0- 1	AWAY	0- 1	0- 0	1- 2			
0- 1	0- 0	0- 0	NEUTRAL	0- 0	0- 0	0- 1			
3- 17	0- 3	0- 0	CONFERENCE	1- 7	0- 2	2- 5			
2- 7	0- 1	0- 0	HOME	1- 3	0- 1	1- 2			
0- 9	0- 1	0- 0	AWAY	0- 4	0- 1	0- 3			
1- 1	0- 1	0- 0	NEUTRAL	0- 0	0- 0	1- 0			

RPI S Opponent	Score	RPI S Opponent	Score	RPI S Opponent	Score	RPI S Opponent	Score	Team's RPI: 266
16 A BYU	64 69	44 A Albany (NY)	49 64	53 A St. Mary's (CA)	72 88	116 A Gonzaga	39 56	
16 H BYU	66 77			53 H St. Mary's (CA)	62 58	116 H Gonzaga	57 74	
16 N BYU	59 72			61 A Army West Point	53 63	165 A New Mexico	52 60	
				64 A Santa Clara	50 84	170 N George Mason	63 71	
				64 H Santa Clara	60 62	178 A Pacific	62 65	
				72 A San Francisco	75 99	178 H Pacific	64 92	
				72 H San Francisco	74 81	178 N Pacific	81 72	
				81 A San Diego	55 74	190 H Cal Poly	47 61	
				81 H San Diego	54 70	211 A UNLV	63 83	
						216 A CSU Bakersfield	76 73	
						244 A Loyola Marymount	69 79	
						244 H Loyola Marymount	77 83	
						267 H UC Santa Barbara	71 69	
						292 A Portland	79 81	
						292 H Portland	74 62	
						303 H Denver	64 60	
						339 H Cal St. Fullerton	81 75	
LAST 12 Division I GAMES:								
16 N BYU	59 72	53 H St. Mary's (CA)	62 58					
178 N Pacific	81 72	116 A Gonzaga	39 56					
244 H Loyola Marymount	77 83	292 A Portland	79 81					
64 A Santa Clara	50 84	16 H BYU	66 77					
72 A San Francisco	75 99	81 H San Diego	54 70					
178 H Pacific	64 92	16 A BYU	64 69					

Non-Div I Games: Alas. Anchorage 61 94

Pepperdine

Loss, Non-Conf, S Site, H Home A Away N Neutral

Average RPI Win:	229	WON-LOST	WINNING	LAST 10	STRENGTH OF	OPP. STRENGTH	TEAM	ADJ.	CONF.	ADJ CONF.
Average RPI Loss:	41	RECORD	PCT. RANK	GAMES	SCHEDULE	OF SCHEDULE	RPI	RPI	RPI	RPI
DIV. I ONLY	13- 18	219	4- 6	44	64	132	132	4	4	
DIV. I NON-CONF.	8- 5	120	0- 0	148	227	139	139	5	5	
TOTALS	RPI 1-25	RPI 26-50	W-L RECORDS	RPI 51-100	RPI 101-150	RPI 150+				
13- 18	0- 10	0- 4	OVERALL	0- 2	3- 2	10- 0				
6- 9	0- 5	0- 2	HOME	0- 1	0- 1	6- 0				
5- 6	0- 3	0- 1	AWAY	0- 1	2- 1	3- 0				
2- 3	0- 2	0- 1	NEUTRAL	0- 0	1- 0	1- 0				
8- 5	0- 2	0- 2	NON-CONFERENCE	0- 1	1- 0	7- 0				
6- 1	0- 1	0- 0	HOME	0- 0	0- 0	6- 0				
1- 2	0- 0	0- 1	AWAY	0- 1	0- 0	1- 0				
1- 2	0- 1	0- 1	NEUTRAL	0- 0	1- 0	0- 0				
5- 13	0- 8	0- 2	CONFERENCE	0- 1	2- 2	3- 0				
0- 8	0- 4	0- 2	HOME	0- 1	0- 1	0- 0				
4- 4	0- 3	0- 0	AWAY	0- 0	2- 1	2- 0				
1- 1	0- 1	0- 0	NEUTRAL	0- 0	0- 0	1- 0				

RPI	S	Opponent	Score	RPI	S	Opponent	Score	RPI	S	Opponent	Score	RPI	S	Opponent	Score	Team's RPI: 132
1	H	Notre Dame	55 65	36	A	Princeton	47 61	71	H	Georgia Tech	60 66	111	A	Virginia	58 55	
8	N	Maryland	49 70	47	H	Duke	48 70	78	A	Michigan	45 82	120	A	Boston College	43 54	
13	A	Syracuse	48 71	49	H	North Carolina St.	76 78					123	A	Virginia Tech	59 48	
13	H	Syracuse	56 70	50	N	South Dakota St.	54 55					129	N	Old Dominion	67 58	
14	A	Louisville	36 65									143	H	Wake Forest	49 60	
14	H	Louisville	61 84									153	A	North Carolina	76 60	
15	H	Florida St.	55 66									153	N	North Carolina	82 72	
18	H	Duquesne	65 79									252	A	Clemson	59 56	
25	A	Miami (FL)	55 79									254	H	Holy Cross	56 50	
25	N	Miami (FL)	55 77									262	A	Saint Francis (PA)	74 59	
												273	H	American	76 58	
												284	H	Rider	75 44	
												316	H	Mt. St. Mary's	74 57	
												324	H	Delaware St.	77 43	
												343	H	Wagner	67 41	
LAST 12 Division I GAMES:																
25	N	Miami (FL)	55 77	123	A	Virginia Tech	59 48									
153	N	North Carolina	82 72	14	H	Louisville	61 84									
14	A	Louisville	36 65	143	H	Wake Forest	49 60									
71	H	Georgia Tech	60 66	252	A	Clemson	59 56									
13	H	Syracuse	56 70	47	H	Duke	48 70									
153	A	North Carolina	76 60	111	A	Virginia	58 55									

Non-Div I Games:

Pittsburgh

■ Loss,
■ Non-Conf, S Site,
■ Home
■ Away
N Neutral

Portland

Through Games Of March 12, 2016

Average RPI Win: 294	WON-LOST	WINNING	LAST 10	STRENGTH OF	OPP. STRENGTH	TEAM	ADJ.	CONF.	ADJ CONF.
Average RPI Loss: 127	RECORD	PCT. RANK	GAMES	SCHEDULE	OF SCHEDULE	RPI	RPI	RPI	RPI
DIV. I ONLY	2- 27	347	1- 9	78	133	292	292	8	8
DIV. I NON-CONF.	1- 9	325	0- 0	78	289	266	266	9	9
TOTALS	RPI 1-25	RPI 26-50	W-L RECORDS	RPI 51-100	RPI 101-150	RPI 150+			
2- 27	0- 3	0- 1	OVERALL	0- 9	0- 2	2- 12			
1- 13	0- 2	0- 0	HOME	0- 4	0- 1	1- 6			
1- 13	0- 1	0- 1	AWAY	0- 5	0- 1	1- 5			
0- 1	0- 0	0- 0	NEUTRAL	0- 0	0- 0	0- 1			
1- 9	0- 1	0- 1	NON-CONFERENCE	0- 1	0- 0	1- 6			
0- 5	0- 1	0- 0	HOME	0- 0	0- 0	0- 4			
1- 4	0- 0	0- 1	AWAY	0- 1	0- 0	1- 2			
0- 0	0- 0	0- 0	NEUTRAL	0- 0	0- 0	0- 0			
1- 18	0- 2	0- 0	CONFERENCE	0- 8	0- 2	1- 6			
1- 8	0- 1	0- 0	HOME	0- 4	0- 1	1- 2			
0- 9	0- 1	0- 0	AWAY	0- 4	0- 1	0- 3			
0- 1	0- 0	0- 0	NEUTRAL	0- 0	0- 0	0- 1			

RPI 1-25				RPI 26-50				RPI 51-100				RPI 101+ Team's RPI: 292			
RPI	S	Opponent	Score	RPI	S	Opponent	Score	RPI	S	Opponent	Score	RPI	S	Opponent	Score
5	H	Oregon St.	50 94	33	A	Washington	65 83	53	A	St. Mary's (CA)	53 95	116	A	Gonzaga	51 86
16	A	BYU	66 78					53	H	St. Mary's (CA)	51 78	116	H	Gonzaga	63 71
16	H	BYU	59 84					64	A	Santa Clara	47 66	154	H	Boise St.	49 89
								64	H	Santa Clara	45 67	162	A	Montana St.	57 86
								72	A	San Francisco	69 90	166	H	UC Davis	47 72
								72	H	San Francisco	63 82	173	A	Montana	67 90
								81	A	San Diego	43 71	178	A	Pacific	38 87
								81	H	San Diego	67 77	178	H	Pacific	64 72
								84	A	Oregon	52 93	192	H	Weber St.	55 57
												244	A	Loyola Marymount	52 62
												244	H	Loyola Marymount	62 77
												244	N	Loyola Marymount	72 85
												266	A	Pepperdine	62 74
												266	H	Pepperdine	81 79
												302	H	CSUN	62 68
												321	A	Portland St.	69 53
LAST 12 Division I GAMES:															
244	N	Loyola Marymount	72 85	244	H	Loyola Marymount	62 77								
81	H	San Diego	67 77	266	H	Pepperdine	81 79								
16	H	BYU	59 84	64	A	Santa Clara	47 66								
53	A	St. Mary's (CA)	53 95	72	A	San Francisco	69 90								
178	A	Pacific	38 87	53	H	St. Mary's (CA)	51 78								
116	A	Gonzaga	51 86	178	H	Pacific	64 72								

Non-Div I Games: Willamette 73 54

Portland

■ Loss,
 ■ Non-Conf, S Site,
 ■ Home
 ■ Away
 N Neutral

Portland St.

Through Games Of March 12, 2016

Average RPI Win:	261	WON-LOST	WINNING	LAST 10	STRENGTH OF	OPP. STRENGTH	TEAM	ADJ.	CONF.	ADJ CONF.
Average RPI Loss:	174	RECORD	PCT. RANK	GAMES	SCHEDULE	OF SCHEDULE	RPI	RPI	RPI	RPI
DIV. I ONLY	3- 25	340	1- 9	154	298	321	321	19	19	
DIV. I NON-CONF.	1- 8	320	0- 0	242	297	333	333	23	23	
TOTALS	RPI 1-25	RPI 26-50	W-L RECORDS	RPI 51-100	RPI 101-150	RPI 150+				
3- 25	0- 0	0- 1	OVERALL	0- 3	0- 3	3- 18				
2- 11	0- 0	0- 0	HOME	0- 1	0- 1	2- 9				
1- 13	0- 0	0- 1	AWAY	0- 2	0- 2	1- 8				
0- 1	0- 0	0- 0	NEUTRAL	0- 0	0- 0	0- 1				
1- 8	0- 0	0- 1	NON-CONFERENCE	0- 2	0- 1	1- 4				
1- 3	0- 0	0- 0	HOME	0- 0	0- 0	1- 3				
0- 5	0- 0	0- 1	AWAY	0- 2	0- 1	0- 1				
0- 0	0- 0	0- 0	NEUTRAL	0- 0	0- 0	0- 0				
2- 17	0- 0	0- 0	CONFERENCE	0- 1	0- 2	2- 14				
1- 8	0- 0	0- 0	HOME	0- 1	0- 1	1- 6				
1- 8	0- 0	0- 0	AWAY	0- 0	0- 1	1- 7				
0- 1	0- 0	0- 0	NEUTRAL	0- 0	0- 0	0- 1				

RPI 1-25				RPI 26-50				RPI 51-100				RPI 101+				Team's RPI: 321
RPI	S	Opponent	Score	RPI	S	Opponent	Score	RPI	S	Opponent	Score	RPI	S	Opponent	Score	
				50	A	South Dakota St.	65 74	62	A	South Dakota	61 103	121	A	Idaho	63 84	
								84	A	Oregon	59 122	121	H	Idaho	65 94	
								93	H	North Dakota	62 75	135	A	Long Beach St.	71 89	
												162	A	Montana St.	64 74	
												162	H	Montana St.	59 106	
												166	H	UC Davis	70 82	
												167	A	Idaho St.	70 71	
												167	H	Idaho St.	42 64	
												171	A	Eastern Wash.	57 70	
												171	H	Eastern Wash.	81 79	
												172	A	Sacramento St.	91 132	
												172	H	Sacramento St.	78 126	
												173	A	Montana	57 76	
												173	H	Montana	58 79	
												184	H	Northern Colo.	59 70	
												192	A	Weber St.	73 102	
												192	H	Weber St.	58 75	
												192	N	Weber St.	68 91	
												272	H	Seattle	64 85	
												292	H	Portland	53 69	
												302	H	CSUN	83 77	
												309	A	Northern Ariz.	88 80	
												333	A	Southern Utah	64 76	
												339	A	Cal St. Fullerton	69 84	
LAST 12 Division I GAMES:																
				192	N	Weber St.	68 91	121	A	Idaho	63 84					
				333	A	Southern Utah	64 76	192	H	Weber St.	58 75					
				309	A	Northern Ariz.	88 80	167	H	Idaho St.	42 64					
				184	H	Northern Colo.	59 70	173	A	Montana	57 76					
				93	H	North Dakota	62 75	162	A	Montana St.	64 74					
				171	A	Eastern Wash.	57 70	121	H	Idaho	65 94					

Non-Div I Games: Warner Pacific 64 76 Corban 90 76

Portland St.

Loss, Non-Conf, S Site, H Home A Away N Neutral

Through Games of March 11, 1918				Through Games of March 11, 1918						
Average RPI Win: 307		WON-LOST	WINNING	LAST 10	STRENGTH OF	OPP. STRENGTH	TEAM	ADJ.	CONF.	ADJ CONF.
Average RPI Loss: 196		RECORD	PCT. RANK	GAMES	SCHEDULE	OF SCHEDULE	RPI	RPI	RPI	RPI
DIV. I ONLY		12- 15	206	4- 6	345	333	278	278	30	30
DIV. I NON-CONF.		3- 5	218	0- 0	305	150	232	232	31	31
TOTALS		RPI 1-25	RPI 26-50	W-L RECORDS	RPI 51-100	RPI 101-150	RPI 150+			
12- 15	0- 1		0- 0	OVERALL	0- 1	0- 3	12- 10			
6- 4	0- 0		0- 0	HOME	0- 0	0- 1	6- 3			
6- 9	0- 1		0- 0	AWAY	0- 0	0- 0	6- 0			
0- 2	0- 0		0- 0	NEUTRAL	0- 0	0- 0	0- 2			
3- 5	0- 1		0- 0	NON-CONFERENCE	0- 1	0- 1	3- 2			
1- 0	0- 0		0- 0	HOME	0- 0	0- 0	1- 0			
2- 4	0- 1		0- 0	AWAY	0- 1	0- 1	2- 1			
0- 1	0- 0		0- 0	NEUTRAL	0- 0	0- 0	0- 1			
9- 10	0- 0		0- 0	CONFERENCE	0- 0	0- 2	9- 8			
5- 4	0- 0		0- 0	HOME	0- 0	0- 1	5- 3			
4- 5	0- 0		0- 0	AWAY	0- 0	0- 1	4- 4			
0- 1	0- 0		0- 0	NEUTRAL	0- 0	0- 0	0- 1			

RPI 1-25					
RPI	S	Opponent	Score		
19	A	Texas A&M	30	88	
RPI 26-50					
RPI	S	Opponent	Score		
RPI 51-100					
RPI	S	Opponent	Score		
71	A	Georgia Tech	48	96	
Team's RPI: 278					
RPI	S	Opponent	Score		
109	A	TCU	60	69	
147	A	Southern U.	45	72	
147	H	Southern U.	55	65	
181	A	Grambling	66	69	
181	H	Grambling	44	51	
181	N	Grambling	56	60	
208	A	Louisiana Tech	77	68	
220	A	Alabama St.	54	65	
220	H	Alabama St.	63	60	
228	A	Texas Southern	65	72	
228	H	Texas Southern	43	50	
282	H	Lamar	80	72	
296	A	Alcorn	65	70	
296	H	Alcorn	58	54	
301	A	Wichita St.	36	64	
308	A	Jackson St.	62	52	
308	H	Jackson St.	67	77	
310	A	Nicholls St.	81	70	
323	N	North Dakota St.	58	79	
337	A	Ark.-Pine Bluff	70	66	
337	H	Ark.-Pine Bluff	70	55	
346	A	Alabama A&M	67	52	
346	H	Alabama A&M	93	72	
349	A	Mississippi Val.	81	50	
349	H	Mississippi Val.	80	57	
LAST 12 Division I GAMES:					
181	N	Grambling	56	60	
147	A	Southern U.	45	72	
296	A	Alcorn	65	70	
346	H	Alabama A&M	93	72	
220	H	Alabama St.	63	60	
349	A	Mississippi Val.	81	50	
337	A	Ark.-Pine Bluff	70	66	
308	H	Jackson St.	67	77	
181	H	Grambling	44	51	
228	H	Texas Southern	43	50	
220	A	Alabama St.	54	65	
346	A	Alabama A&M	67	52	

Non-Div I Games:	Howard Payne	86	46
------------------	--------------	----	----

Prairie View

Loss, Non-Conf, S Site, H Home A Away N Neutral

Presbyterian

Through Games Of March 12, 2016

Average RPI Win:	261	WON-LOST	WINNING	LAST 10	STRENGTH OF	OPP. STRENGTH	TEAM	ADJ.	CONF.	ADJ CONF.
Average RPI Loss:	178	RECORD	PCT. RANK	GAMES	SCHEDULE	OF SCHEDULE	RPI	RPI	RPI	RPI
DIV. I ONLY	15- 13	153	5- 5	279	299	185	185	25	25	
DIV. I NON-CONF.	1- 5	304	0- 0	338	95	342	342	29	29	
TOTALS	RPI 1-25	RPI 26-50	W-L RECORDS	RPI 51-100	RPI 101-150	RPI 150+				
15- 13	0- 0	0- 0	OVERALL	0- 1	2- 5	13- 7				
9- 2	0- 0	0- 0	HOME	0- 0	1- 1	8- 1				
5- 11	0- 0	0- 0	AWAY	0- 1	1- 4	4- 6				
1- 0	0- 0	0- 0	NEUTRAL	0- 0	0- 0	1- 0				
1- 5	0- 0	0- 0	NON-CONFERENCE	0- 1	0- 2	1- 2				
1- 0	0- 0	0- 0	HOME	0- 0	0- 0	1- 0				
0- 5	0- 0	0- 0	AWAY	0- 1	0- 2	0- 2				
0- 0	0- 0	0- 0	NEUTRAL	0- 0	0- 0	0- 0				
14- 8	0- 0	0- 0	CONFERENCE	0- 0	2- 3	12- 5				
8- 2	0- 0	0- 0	HOME	0- 0	1- 1	7- 1				
5- 6	0- 0	0- 0	AWAY	0- 0	1- 2	4- 4				
1- 0	0- 0	0- 0	NEUTRAL	0- 0	0- 0	1- 0				

RPI 1-25			RPI 26-50			RPI 51-100			RPI 101+			Team's RPI: 185
RPI	S	Opponent	Score	RPI	S	Opponent	Score	RPI	S	Opponent	Score	
						73 A	Vanderbilt	38	56	122 A	Liberty	57 49
										122 H	Liberty	60 42
										123 A	Virginia Tech	44 58
										126 A	UNC Asheville	59 68
										126 A	UNC Asheville	55 65
										126 H	UNC Asheville	63 72
										148 A	East Carolina	57 84
										174 A	Radford	40 42
										174 H	Radford	53 64
										202 A	Colorado	60 72
										213 A	Gardner-Webb	40 51
										213 H	Gardner-Webb	60 53
										213 N	Gardner-Webb	58 51
										251 A	High Point	47 61
										251 H	High Point	82 70
										253 A	Campbell	69 45
										253 H	Campbell	64 54
										287 A	Coastal Caro.	47 60
										287 H	Coastal Caro.	66 42
										288 A	Charleston So.	63 49
										288 H	Charleston So.	52 37
										289 A	Kennesaw St.	47 49
										314 A	Longwood	59 38
										314 H	Longwood	75 49
										328 A	Winthrop	59 48
										328 H	Winthrop	77 44
LAST 12 Division I GAMES:												
			126 A	UNC Asheville	55	65	253 H	Campbell	64	54		
			213 N	Gardner-Webb	58	51	213 A	Gardner-Webb	40	51		
			122 A	Liberty	57	49	288 H	Charleston So.	52	37		
			174 A	Radford	40	42	251 A	High Point	47	61		
			328 H	Winthrop	77	44	314 H	Longwood	75	49		
			287 A	Coastal Caro.	47	60	213 H	Gardner-Webb	60	53		

Non-Div I Games: Warren Wilson 95 56 Columbia (SC) 104 37 Brevard 70 53

Presbyterian

Loss, Non-Conf, S Site, H Home A Away N Neutral

RPI S Opponent Score

RPI S Opponent Score
348 H N.C. Central 60 50

P
r
e
s
b
y
t
e
r
i
a
n

P
r
e
s
b
y
t
e
r
i
a
n

Presbyterian

Average RPI Win:	189	WON-LOST	WINNING	LAST 10	STRENGTH OF	OPP. STRENGTH	TEAM	ADJ.	CONF.	ADJ CONF.
Average RPI Loss:	36	RECORD	PCT. RANK	GAMES	SCHEDULE	OF SCHEDULE	RPI	RPI	RPI	RPI
DIV. I ONLY	23- 5	21	9- 1	131	101	36	36	10	10	
DIV. I NON-CONF.	11- 3	54	0- 0	215	61	63	63	12	12	
TOTALS	RPI 1-25	RPI 26-50	W-L RECORDS	RPI 51-100	RPI 101-150	RPI 150+				
23- 5	1- 1	0- 3	OVERALL	3- 1	1- 0	18- 0				
13- 1	1- 0	0- 1	HOME	2- 0	1- 0	9- 0				
8- 4	0- 1	0- 2	AWAY	1- 1	0- 0	7- 0				
2- 0	0- 0	0- 0	NEUTRAL	0- 0	0- 0	2- 0				
11- 3	1- 1	0- 1	NON-CONFERENCE	1- 1	1- 0	8- 0				
7- 0	1- 0	0- 0	HOME	1- 0	1- 0	4- 0				
2- 3	0- 1	0- 1	AWAY	0- 1	0- 0	2- 0				
2- 0	0- 0	0- 0	NEUTRAL	0- 0	0- 0	2- 0				
12- 2	0- 0	0- 2	CONFERENCE	2- 0	0- 0	10- 0				
6- 1	0- 0	0- 1	HOME	1- 0	0- 0	5- 0				
6- 1	0- 0	0- 1	AWAY	1- 0	0- 0	5- 0				
0- 0	0- 0	0- 0	NEUTRAL	0- 0	0- 0	0- 0				

RPI 1-25				RPI 26-50				Team's RPI: 36	RPI 51-100				RPI 101+			
RPI	S	Opponent	Score	RPI	S	Opponent	Score		RPI	S	Opponent	Score	RPI	S	Opponent	Score
6	A	Ohio St.	70 90	26	A	Penn	48 50		78	H	Michigan	74 57	132	H	Pittsburgh	61 47
18	H	Duquesne	94 66	26	H	Penn	60 62		82	A	Dayton	81 85	157	A	Yale	94 81
				39	A	Seton Hall	64 71		96	A	Harvard	92 83	157	H	Yale	65 50
									96	H	Harvard	79 69	161	A	Marist	77 44
													163	H	Fordham	55 44
													169	A	Cornell	94 57
													169	H	Cornell	71 51
													205	A	Brown	83 57
													205	H	Brown	72 53
													207	H	Hampton	79 55
													217	A	Dartmouth	85 48
													217	H	Dartmouth	68 42
													245	H	Monmouth	81 70
													247	A	Columbia	77 48
													247	H	Columbia	86 54
													272	N	Seattle	85 48
													273	H	American	72 34
													284	A	Rider	78 59
													336	N	UC Irvine	83 42
LAST 12 Division I GAMES:																
				26	H	Penn	60 62		157	A	Yale	94 81				
				217	H	Dartmouth	68 42		247	H	Columbia	86 54				
				96	H	Harvard	79 69		169	H	Cornell	71 51				
				169	A	Cornell	94 57		96	A	Harvard	92 83				
				247	A	Columbia	77 48		217	A	Dartmouth	85 48				
				205	A	Brown	83 57		157	H	Yale	65 50				

Non-Div I Games:

Princeton

Providence

Through Games Of March 12, 2016

Average RPI Win:	206	WON-LOST	WINNING	LAST 10	STRENGTH OF	OPP. STRENGTH	TEAM	ADJ.	CONF.	ADJ CONF.
Average RPI Loss:	101	RECORD	PCT. RANK	GAMES	SCHEDULE	OF SCHEDULE	RPI	RPI	RPI	RPI
DIV. I ONLY	5- 24	320	1- 9	70	88	265	265	6	6	
DIV. I NON-CONF.	4- 6	201	0- 0	90	262	194	194	6	6	
TOTALS	RPI 1-25	RPI 26-50	W-L RECORDS	RPI 51-100	RPI 101-150	RPI 150+				
5- 24	0- 0	0- 7	OVERALL	0- 5	1- 6	4- 6				
4- 11	0- 0	0- 3	HOME	0- 3	1- 2	3- 3				
1- 12	0- 0	0- 4	AWAY	0- 2	0- 3	1- 3				
0- 1	0- 0	0- 0	NEUTRAL	0- 0	0- 1	0- 0				
4- 6	0- 0	0- 1	NON-CONFERENCE	0- 1	0- 2	4- 2				
3- 3	0- 0	0- 0	HOME	0- 1	0- 1	3- 1				
1- 3	0- 0	0- 1	AWAY	0- 0	0- 1	1- 1				
0- 0	0- 0	0- 0	NEUTRAL	0- 0	0- 0	0- 0				
1- 18	0- 0	0- 6	CONFERENCE	0- 4	1- 4	0- 4				
1- 8	0- 0	0- 3	HOME	0- 2	1- 1	0- 2				
0- 9	0- 0	0- 3	AWAY	0- 2	0- 2	0- 2				
0- 1	0- 0	0- 0	NEUTRAL	0- 0	0- 1	0- 0				

RPI S	Opponent	Score	RPI S	Opponent	Score	RPI S	Opponent	Score	RPI S	Opponent	Score	Team's RPI: 265
			29 A DePaul	50 96		55 A Villanova	39 67		102 A Georgetown	53 63		
			29 H DePaul	68 91		55 H Villanova	47 76		102 H Georgetown	51 82		
			39 A Seton Hall	54 71		63 H FGCU	41 50		115 A Creighton	48 72		
			39 H Seton Hall	54 64		99 A Marquette	75 105		115 H Creighton	61 59		
			42 A St. John's (NY)	54 69		99 H Marquette	85 92		115 N Creighton	53 70		
			42 H St. John's (NY)	61 80					120 H Boston College	41 67		
			44 A Albany (NY)	58 71					123 A Virginia Tech	46 62		
									168 A Xavier	47 72		
									168 H Xavier	54 62		
									183 A Butler	50 65		
									183 H Butler	67 77		
									198 H Richmond	50 57		
									205 A Brown	47 57		
									214 A Rhode Island	64 55		
									221 H Hartford	69 50		
									237 H Bryant	88 78		
									245 H Monmouth	71 59		
LAST 12 Division I GAMES:												
			115 N Creighton	53 70		183 A Butler	50 65					
			39 A Seton Hall	54 71		168 A Xavier	47 72					
			42 A St. John's (NY)	54 69		55 H Villanova	47 76					
			99 H Marquette	85 92		102 H Georgetown	51 82					
			29 H DePaul	68 91		29 A DePaul	50 96					
			115 H Creighton	61 59		99 A Marquette	75 105					

Non-Div I Games:

Providence

 Loss,
 Non-Conf,
 S Site,
 H Home
 A Away
N Neutral

Average RPI Win: 136	WON-LOST	WINNING	LAST 10	STRENGTH OF	OPP. STRENGTH	TEAM	ADJ.	CONF.	ADJ CONF.
Average RPI Loss: 56	RECORD	PCT. RANK	GAMES	SCHEDULE	OF SCHEDULE	RPI	RPI	RPI	RPI
DIV. I ONLY	20- 11	83	4- 6	72	21	67	67	5	5
DIV. I NON-CONF.	9- 2	37	0- 0	181	43	82	82	4	4

TOTALS	RPI 1-25	RPI 26-50	W-L RECORDS	RPI 51-100	RPI 101-150	RPI 150+			
20- 11	1- 6	1- 0	OVERALL	8- 3	4- 1	6- 1			
12- 4	0- 1	1- 0	HOME	6- 2	0- 1	5- 0			
5- 5	0- 3	0- 0	AWAY	2- 1	2- 0	1- 1			
3- 2	1- 2	0- 0	NEUTRAL	0- 0	2- 0	0- 0			
9- 2	1- 1	0- 0	NON-CONFERENCE	3- 0	1- 1	4- 0			
6- 1	0- 0	0- 0	HOME	3- 0	0- 1	3- 0			
1- 0	0- 0	0- 0	AWAY	0- 0	0- 0	1- 0			
2- 1	1- 1	0- 0	NEUTRAL	0- 0	1- 0	0- 0			
11- 9	0- 5	1- 0	CONFERENCE	5- 3	3- 0	2- 1			
6- 3	0- 1	1- 0	HOME	3- 2	0- 0	2- 0			
4- 5	0- 3	0- 0	AWAY	2- 1	2- 0	0- 1			
1- 1	0- 1	0- 0	NEUTRAL	0- 0	1- 0	0- 0			

RPI 1-25				RPI 26-50				RPI 51-100 Team's RPI: 67				RPI 101+			
RPI	S	Opponent	Score	RPI	S	Opponent	Score	RPI	S	Opponent	Score	RPI	S	Opponent	Score
6	A	Ohio St.	70 90	46	H	Indiana	63 53	52	H	Rutgers	74 68	101	A	Northwestern	85 71
8	A	Maryland	59 73					58	A	Iowa	55 63	120	H	Boston College	56 58
8	H	Maryland	67 87					58	H	Iowa	90 73	125	N	LSU	69 52
9	N	Stanford	65 71					60	H	Maine	56 33	137	A	Penn St.	88 78
14	N	Louisville	62 60					65	H	Ball St.	73 63	137	N	Penn St.	70 59
17	A	Michigan St.	56 68					78	A	Michigan	65 63	182	H	Illinois	69 65
17	N	Michigan St.	64 65					78	H	Michigan	61 68	200	A	Wisconsin	57 64
								80	H	Minnesota	84 72	200	H	Wisconsin	68 48
								82	H	Dayton	61 58	249	H	Ill.-Chicago	62 51
								95	A	Nebraska	68 50	298	H	Jacksonville St.	67 48
								95	H	Nebraska	61 62	326	A	North Florida	70 47
												331	H	Incarinate Word	95 27
LAST 12 Division I GAMES:															
		17 N Michigan St.	64 65			78 H Michigan	61 68								
		137 N Penn St.	70 59			8 A Maryland	59 73								
		200 H Wisconsin	68 48			200 A Wisconsin	57 64								
		52 H Rutgers	74 68			8 H Maryland	67 87								
		95 A Nebraska	68 50			137 A Penn St.	88 78								
		58 A Iowa	55 63			17 A Michigan St.	56 68								

Non-Div I Games:

Purdue

■ Loss,
 ■ Non-Conf, S Site,
 ■ Home
 ■ Away
 N Neutral

Quinnipiac

Through Games Of March 12, 2016

Average RPI Win:	229	WON-LOST	WINNING	LAST 10	STRENGTH OF	OPP. STRENGTH	TEAM	ADJ.	CONF.	ADJ CONF.
Average RPI Loss:	133	RECORD	PCT. RANK	GAMES	SCHEDULE	OF SCHEDULE	RPI	RPI	RPI	RPI
DIV. I ONLY	24- 8	45	9- 1	196	247	85	85	23	23	
DIV. I NON-CONF.	5- 4	138	0- 0	45	188	76	76	22	22	
TOTALS	RPI 1-25	RPI 26-50	W-L RECORDS	RPI 51-100	RPI 101-150	RPI 150+				
24- 8	0- 0	0- 0	OVERALL	1- 3	2- 2	21- 3				
12- 1	0- 0	0- 0	HOME	1- 0	1- 0	10- 1				
10- 5	0- 0	0- 0	AWAY	0- 0	1- 0	9- 1				
2- 2	0- 0	0- 0	NEUTRAL	0- 0	0- 2	2- 0				
5- 4	0- 0	0- 0	NON-CONFERENCE	1- 3	0- 1	4- 0				
3- 0	0- 0	0- 0	HOME	1- 0	0- 0	2- 0				
2- 3	0- 0	0- 0	AWAY	0- 3	0- 0	2- 0				
0- 1	0- 0	0- 0	NEUTRAL	0- 0	0- 1	0- 0				
19- 4	0- 0	0- 0	CONFERENCE	0- 0	2- 1	17- 3				
9- 1	0- 0	0- 0	HOME	0- 0	1- 0	8- 1				
8- 2	0- 0	0- 0	AWAY	0- 0	1- 0	7- 2				
2- 1	0- 0	0- 0	NEUTRAL	0- 0	0- 1	2- 0				

RPI 1-25				RPI 26-50				RPI 51-100				Team's RPI: 85	RPI 101+				
RPI	S	Opponent	Score	RPI	S	Opponent	Score	RPI	S	Opponent	Score		RPI	S	Opponent	Score	
								61	A	Army West Point	57	67	102	N	Georgetown	68	80
								63	A	FGCU	70	71	103	A	Iona	69	53
								70	H	Temple	58	56	103	H	Iona	62	61
								79	A	Drexel	49	62	103	N	Iona	41	57
													151	A	Northeastern	71	60
													161	A	Marist	47	56
													161	H	Marist	76	71
													199	A	Fairfield	64	55
													199	H	Fairfield	83	58
													221	H	Hartford	71	69
													227	A	Canisius	80	68
													227	H	Canisius	63	54
													230	A	Siena	69	59
													230	H	Siena	94	52
													245	A	Monmouth	60	63
													245	H	Monmouth	85	58
													245	N	Monmouth	66	59
													248	A	Manhattan	81	63
													248	H	Manhattan	42	52
													254	H	Holy Cross	74	61
													277	A	Vermont	77	65
													284	A	Rider	65	47
													284	H	Rider	64	51
													291	A	Niagara	61	54
													291	H	Niagara	70	52
													291	N	Niagara	74	51
LAST 12 Division I GAMES:																	
				103	N	Iona	41	57		284	A	Rider	65	47			
				245	N	Monmouth	66	59		161	H	Marist	76	71			
				291	N	Niagara	74	51		338	A	Saint Peter's	65	53			
				103	A	Iona	69	53		103	H	Iona	62	61			
				199	H	Fairfield	83	58		291	H	Niagara	70	52			
				248	A	Manhattan	81	63		230	A	Siena	69	59			

Non-Div I Games:

Quinnipiac

Loss, Non-Conf, S Site, H Home A Away N Neutral

RPI	S	Opponent	Score	
338	A	Saint Peter's	65	53
338	H	Saint Peter's	66	49

Q
u
i
n
n
i
p
i
a
c

Q
u
i
n
n
i
p
i
a
c

Quinnipiac

Radford

Through Games Of March 12, 2016

Average RPI Win:	258	WON-LOST	WINNING	LAST 10	STRENGTH OF	OPP. STRENGTH	TEAM	ADJ.	CONF.	ADJ CONF.
Average RPI Loss:	162	RECORD	PCT. RANK	GAMES	SCHEDULE	OF SCHEDULE	RPI	RPI	RPI	RPI
DIV. I ONLY	16- 13	147	7- 3	263	274	174	174	25	25	
DIV. I NON-CONF.	2- 5	253	0- 0	222	96	258	258	29	29	
TOTALS	RPI 1-25	RPI 26-50	W-L RECORDS	RPI 51-100	RPI 101-150	RPI 150+				
16- 13	0- 0	0- 1	OVERALL	0- 0	0- 7	16- 5				
9- 3	0- 0	0- 0	HOME	0- 0	0- 2	9- 1				
6- 9	0- 0	0- 1	AWAY	0- 0	0- 4	6- 4				
1- 1	0- 0	0- 0	NEUTRAL	0- 0	0- 1	1- 0				
2- 5	0- 0	0- 1	NON-CONFERENCE	0- 0	0- 2	2- 2				
2- 0	0- 0	0- 0	HOME	0- 0	0- 0	2- 0				
0- 5	0- 0	0- 1	AWAY	0- 0	0- 2	0- 2				
0- 0	0- 0	0- 0	NEUTRAL	0- 0	0- 0	0- 0				
14- 8	0- 0	0- 0	CONFERENCE	0- 0	0- 5	14- 3				
7- 3	0- 0	0- 0	HOME	0- 0	0- 2	7- 1				
6- 4	0- 0	0- 0	AWAY	0- 0	0- 2	6- 2				
1- 1	0- 0	0- 0	NEUTRAL	0- 0	0- 1	1- 0				

RPI 1-25			RPI 26-50			RPI 51-100			RPI 101+ Team's RPI: 174		
RPI	S	Opponent	Score	RPI	S	Opponent	Score	RPI	S	Opponent	Score
				49	A	North Carolina St.	52 67				
								122	A	Liberty	53 67
								122	H	Liberty	43 49
								122	N	Liberty	41 51
								123	A	Virginia Tech	40 47
								126	A	UNC Asheville	48 58
								126	H	UNC Asheville	46 54
								130	A	Youngstown St.	53 54
								168	A	Xavier	56 63
								170	H	George Mason	66 63
								185	A	Presbyterian	64 53
								185	H	Presbyterian	42 40
								189	H	Davidson	79 68
								213	A	Gardner-Webb	50 54
								213	H	Gardner-Webb	54 51
								251	A	High Point	66 71
								251	H	High Point	54 56
								251	N	High Point	72 57
								253	A	Campbell	57 32
								253	H	Campbell	62 59
								287	A	Coastal Caro.	49 36
								287	H	Coastal Caro.	61 45
								288	A	Charleston So.	61 50
								288	H	Charleston So.	55 40
								306	A	Wofford	70 79
								314	A	Longwood	79 67
								314	H	Longwood	80 64
LAST 12 Division I GAMES:											
				122	N	Liberty	41 51	126	A	UNC Asheville	48 58
				251	N	High Point	72 57	288	A	Charleston So.	61 50
				253	A	Campbell	57 32	213	H	Gardner-Webb	54 51
				185	H	Presbyterian	42 40	122	A	Liberty	53 67
				328	A	Winthrop	67 38	287	A	Coastal Caro.	49 36
				314	H	Longwood	80 64	126	H	UNC Asheville	46 54

Non-Div I Games: Concord 92 36 Lees-McRae 84 39

Radford

Loss, Non-Conf, S Site, H Home A Away N Neutral

R
a
d
f
o
r
d

RPI S Opponent Score

Through Games Of March 12, 2016

RPI	S	Opponent	Score	
328	A	Winthrop	67	38
328	H	Winthrop	66	44

R
a
d
f
o
r
d

Radford

Rhode Island

Through Games Of March 12, 2016

Average RPI Win:	235	WON-LOST	WINNING	LAST 10	STRENGTH OF	OPP. STRENGTH	TEAM	ADJ.	CONF.	ADJ CONF.
Average RPI Loss:	105	RECORD	PCT. RANK	GAMES	SCHEDULE	OF SCHEDULE	RPI	RPI	RPI	RPI
DIV. I ONLY	12- 18	232	2- 8	179	99	214	214	7	7	
DIV. I NON-CONF.	6- 6	160	0- 0	294	191	229	229	8	8	
TOTALS	RPI 1-25	RPI 26-50	W-L RECORDS	RPI 51-100	RPI 101-150	RPI 150+				
12- 18	0- 4	0- 2	OVERALL	1- 4	1- 2	10- 6				
5- 9	0- 2	0- 2	HOME	1- 2	0- 0	4- 3				
6- 7	0- 2	0- 0	AWAY	0- 1	0- 2	6- 2				
1- 2	0- 0	0- 0	NEUTRAL	0- 1	1- 0	0- 1				
6- 6	0- 1	0- 1	NON-CONFERENCE	1- 0	0- 1	5- 3				
3- 3	0- 1	0- 1	HOME	1- 0	0- 0	2- 1				
3- 2	0- 0	0- 0	AWAY	0- 0	0- 1	3- 1				
0- 1	0- 0	0- 0	NEUTRAL	0- 0	0- 0	0- 1				
6- 12	0- 3	0- 1	CONFERENCE	0- 4	1- 1	5- 3				
2- 6	0- 1	0- 1	HOME	0- 2	0- 0	2- 2				
3- 5	0- 2	0- 0	AWAY	0- 1	0- 1	3- 1				
1- 1	0- 0	0- 0	NEUTRAL	0- 1	1- 0	0- 0				

RPI 1-25				RPI 26-50				RPI 51-100				RPI 101+ Team's RPI: 214			
RPI	S	Opponent	Score	RPI	S	Opponent	Score	RPI	S	Opponent	Score	RPI	S	Opponent	Score
13	H	Syracuse	54 57	34	H	St. Bonaventure	56 69	54	A	Saint Louis	60 77	118	A	Saint Joseph's	63 74
18	A	Duquesne	56 61	44	H	Albany (NY)	58 67	54	N	Saint Louis	59 70	118	N	Saint Joseph's	81 76
18	H	Duquesne	70 79					69	H	VCU	36 49	128	A	Marshall	62 72
23	A	George Washington	52 68					82	H	Dayton	53 67	163	A	Fordham	42 50
								96	H	Harvard	56 52	170	H	George Mason	65 68
												189	H	Davidson	78 62
												198	A	Richmond	57 50
												205	A	Brown	63 67
												207	N	Hampton	54 59
												217	A	Dartmouth	57 41
												224	A	Massachusetts	80 79
												224	H	Massachusetts	64 71
												247	H	Columbia	57 56
												265	H	Providence	55 64
												281	A	La Salle	72 61
												281	H	La Salle	62 52
												304	A	FIU	68 50
												319	H	UMass Lowell	72 64
												344	A	Boston U.	57 41
LAST 12 Division I GAMES:															
		54 N Saint Louis	59 70			170 H George Mason	65 68								
		118 N Saint Joseph's	81 76			18 A Duquesne	56 61								
		54 A Saint Louis	60 77			82 H Dayton	53 67								
		224 H Massachusetts	64 71			281 H La Salle	62 52								
		118 A Saint Joseph's	63 74			163 A Fordham	42 50								
		69 H VCU	36 49			224 A Massachusetts	80 79								

Non-Div I Games:

Rhode Island

■ Loss,
■ Non-Conf,
■ S Site,
■ H Home
■ A Away
N Neutral

Average RPI Win: 220	WON-LOST	WINNING	LAST 10	STRENGTH OF	OPP. STRENGTH	TEAM	ADJ.	CONF.	ADJ CONF.
Average RPI Loss: 129	RECORD	PCT. RANK	GAMES	SCHEDULE	OF SCHEDULE	RPI	RPI	RPI	RPI
DIV. I ONLY	9- 22	285	5- 5	93	127	225	225	13	13
DIV. I NON-CONF.	1- 10	330	0- 0	70	129	259	259	11	11
TOTALS	RPI 1-25	RPI 26-50	W-L RECORDS	RPI 51-100	RPI 101-150	RPI 150+			
9- 22	0- 3	0- 2	OVERALL	0- 5	1- 3	8- 9			
4- 10	0- 1	0- 1	HOME	0- 3	1- 0	3- 5			
4- 11	0- 2	0- 1	AWAY	0- 1	0- 3	4- 4			
1- 1	0- 0	0- 0	NEUTRAL	0- 1	0- 0	1- 0			
1- 10	0- 3	0- 0	NON-CONFERENCE	0- 1	0- 1	1- 5			
0- 5	0- 1	0- 0	HOME	0- 1	0- 0	0- 3			
1- 5	0- 2	0- 0	AWAY	0- 0	0- 1	1- 2			
0- 0	0- 0	0- 0	NEUTRAL	0- 0	0- 0	0- 0			
8- 12	0- 0	0- 2	CONFERENCE	0- 4	1- 2	7- 4			
4- 5	0- 0	0- 1	HOME	0- 2	1- 0	3- 2			
3- 6	0- 0	0- 1	AWAY	0- 1	0- 2	3- 2			
1- 1	0- 0	0- 0	NEUTRAL	0- 1	0- 0	1- 0			

RPI 1-25				RPI 26-50				RPI 51-100				RPI 101+ Team's RPI: 225			
RPI	S	Opponent	Score	RPI	S	Opponent	Score	RPI	S	Opponent	Score	RPI	S	Opponent	Score
2	A	Baylor	38 89	37	H	UTEP	54 60	59	H	Middle Tenn.	60 61	128	A	Marshall	52 81
7	H	Texas	47 70	38	A	Western Ky.	49 52	59	N	Middle Tenn.	54 74	129	A	Old Dominion	52 61
12	A	Kentucky	39 72					89	A	Charlotte	63 68	129	H	Old Dominion	68 46
								89	H	Charlotte	58 69	144	A	McNeese St.	53 61
								96	H	Harvard	61 67	155	H	UAB	55 64
												175	H	Loyola Chicago	50 57
												179	A	Fla. Atlantic	75 54
												188	A	Southern Miss.	62 68
												188	H	Southern Miss.	49 59
												206	A	Sam Houston St.	58 46
												208	A	Louisiana Tech	61 63
												208	H	Louisiana Tech	84 77
												208	N	Louisiana Tech	72 67
												210	A	SFA	45 59
												228	H	Texas Southern	66 69
												240	A	North Texas	79 73
												240	H	North Texas	100 97
												268	H	UTSA	49 48
												285	H	Houston	59 62
												304	A	FIU	68 62
												311	A	A&M-Corpus Christi	55 60
LAST 12 Division I GAMES:															
		59	N	Middle Tenn.	54	74		304	A	FIU	68	62			
		208	N	Louisiana Tech	72	67		179	A	Fla. Atlantic	75	54			
		129	A	Old Dominion	52	61		129	H	Old Dominion	68	46			
		89	A	Charlotte	63	68		89	H	Charlotte	58	69			
		208	H	Louisiana Tech	84	77		188	A	Southern Miss.	62	68			
		188	H	Southern Miss.	49	59		208	A	Louisiana Tech	61	63			

Non-Div I Games:

Rice

■ Loss,
 ■ Non-Conf, S Site,
 ■ Home
 ■ Away
 N Neutral

Richmond

Through Games Of March 12, 2016

Average RPI Win:	215	WON-LOST	WINNING	LAST 10	STRENGTH OF	OPP. STRENGTH	TEAM	ADJ.	CONF.	ADJ CONF.
Average RPI Loss:	104	RECORD	PCT. RANK	GAMES	SCHEDULE	OF SCHEDULE	RPI	RPI	RPI	RPI
DIV. I ONLY	13- 18	219	4- 6	151	91	198	198	7	7	
DIV. I NON-CONF.	7- 6	156	0- 0	291	161	216	216	8	8	
TOTALS	RPI 1-25	RPI 26-50	W-L RECORDS	RPI 51-100	RPI 101-150	RPI 150+				
13- 18	0- 3	0- 2	OVERALL	1- 5	1- 4	11- 4				
6- 8	0- 2	0- 1	HOME	1- 1	1- 1	4- 3				
4- 8	0- 1	0- 1	AWAY	0- 2	0- 3	4- 1				
3- 2	0- 0	0- 0	NEUTRAL	0- 2	0- 0	3- 0				
7- 6	0- 0	0- 1	NON-CONFERENCE	0- 1	1- 2	6- 2				
4- 2	0- 0	0- 1	HOME	0- 0	1- 0	3- 1				
1- 3	0- 0	0- 0	AWAY	0- 0	0- 2	1- 1				
2- 1	0- 0	0- 0	NEUTRAL	0- 1	0- 0	2- 0				
6- 12	0- 3	0- 1	CONFERENCE	1- 4	0- 2	5- 2				
2- 6	0- 2	0- 0	HOME	1- 1	0- 1	1- 2				
3- 5	0- 1	0- 1	AWAY	0- 2	0- 1	3- 0				
1- 1	0- 0	0- 0	NEUTRAL	0- 1	0- 0	1- 0				

RPI	S	Opponent	Score	RPI	S	Opponent	Score	RPI	S	Opponent	Score	RPI	S	Opponent	Score	Team's RPI: 198
18	H	Duquesne	44 65	30	H	James Madison	47 73	54	A	Saint Louis	48 73	111	A	Virginia	51 71	
23	A	George Washington	53 55	34	A	St. Bonaventure	43 66	69	A	VCU	42 53	118	A	Saint Joseph's	53 64	
23	H	George Washington	47 62					69	H	VCU	62 50	118	H	Saint Joseph's	57 59	
								69	N	VCU	42 62	129	H	Old Dominion	62 57	
								82	H	Dayton	48 60	143	A	Wake Forest	33 43	
								99	N	Marquette	80 98	163	H	Fordham	52 48	
												170	A	George Mason	57 50	
												177	H	Eastern Ky.	81 62	
												189	H	Davidson	59 67	
												189	N	Davidson	70 51	
												214	H	Rhode Island	50 57	
												218	H	Furman	62 69	
												219	H	William & Mary	56 50	
												224	A	Massachusetts	74 68	
												259	A	Appalachian St.	59 73	
												265	A	Providence	57 50	
												274	H	UNCW	63 53	
												281	A	La Salle	60 43	
												301	N	Wichita St.	63 50	
												330	N	Lafayette	54 46	
LAST 12 Division I GAMES:																
69	N	VCU	42 62	69	H	VCU	62 50									
189	N	Davidson	70 51	189	H	Davidson	59 67									
118	H	Saint Joseph's	57 59	23	H	George Washington	47 62									
23	A	George Washington	53 55	54	A	Saint Louis	48 73									
170	A	George Mason	57 50	34	A	St. Bonaventure	43 66									
163	H	Fordham	52 48	18	H	Duquesne	44 65									

Non-Div I Games:

Richmond

Loss, Non-Conf, S Site, H Home A Away N Neutral

Average RPI Win: 285		WON-LOST	WINNING	LAST 10	STRENGTH OF	OPP. STRENGTH	TEAM	ADJ.	CONF.	ADJ CONF.
Average RPI Loss: 169		RECORD	PCT. RANK	GAMES	SCHEDULE	OF SCHEDULE	RPI	RPI	RPI	RPI
DIV. I ONLY		8- 22	289	4- 6	212	276	284	284	23	23
DIV. I NON-CONF.		3- 6	234	0- 0	85	313	205	205	22	22
TOTALS		RPI 1-25	RPI 26-50	W-L RECORDS	RPI 51-100	RPI 101-150	RPI 150+			
8- 22	0- 0		0- 1	OVERALL	0- 4	0- 3	8- 14			
4- 9	0- 0		0- 1	HOME	0- 1	0- 1	4- 6			
4- 11	0- 0		0- 0	AWAY	0- 2	0- 2	4- 7			
0- 2	0- 0		0- 0	NEUTRAL	0- 1	0- 0	0- 1			
3- 6	0- 0		0- 1	NON-CONFERENCE	0- 2	0- 1	3- 2			
2- 1	0- 0		0- 1	HOME	0- 0	0- 0	2- 0			
1- 3	0- 0		0- 0	AWAY	0- 1	0- 1	1- 1			
0- 2	0- 0		0- 0	NEUTRAL	0- 1	0- 0	0- 1			
5- 16	0- 0		0- 0	CONFERENCE	0- 2	0- 2	5- 12			
2- 8	0- 0		0- 0	HOME	0- 1	0- 1	2- 6			
3- 8	0- 0		0- 0	AWAY	0- 1	0- 1	3- 6			
0- 0	0- 0		0- 0	NEUTRAL	0- 0	0- 0	0- 0			

RPI	S	Opponent	Score
RPI 1-25			
36	H	Princeton	59 78
<div>LAST 12 Division I GAMES:</div>			
230	A	Siena	76 79
248	A	Manhattan	56 49
245	A	Monmouth	61 76
85	H	Quinnipiac	47 65
338	H	Saint Peter's	57 48
291	A	Niagara	76 72
RPI 26-50			
<div>LAST 12 Division I GAMES:</div>			
230	A	Siena	76 79
248	A	Manhattan	56 49
245	A	Monmouth	61 76
85	H	Quinnipiac	47 65
338	H	Saint Peter's	57 48
291	A	Niagara	76 72
RPI 51-100			
61	A	Army West Point	42 57
68	N	Central Mich.	58 76
85	A	Quinnipiac	51 64
85	H	Quinnipiac	47 65
<div>LAST 12 Division I GAMES:</div>			
227	A	Canisius	49 60
338	A	Saint Peter's	68 67
103	H	Iona	48 67
161	H	Marist	56 74
199	A	Fairfield	56 63
248	H	Manhattan	70 74
RPI 101+			
103	A	Iona	46 59
103	H	Iona	48 67
132	A	Pittsburgh	44 75
161	A	Marist	54 66
161	H	Marist	56 74
186	A	UMBC	53 58
186	N	UMBC	58 67
199	A	Fairfield	56 63
199	H	Fairfield	39 55
212	H	Lehigh	61 60
227	A	Canisius	49 60
227	H	Canisius	64 73
230	A	Siena	45 66
230	A	Siena	76 79
230	H	Siena	70 58
245	A	Monmouth	61 76
245	H	Monmouth	75 87
248	A	Manhattan	56 49
248	H	Manhattan	70 74
286	H	Towson	78 72
291	A	Niagara	76 72
291	H	Niagara	57 67
335	A	St. Francis Brooklyn	71 59
338	A	Saint Peter's	68 67
338	H	Saint Peter's	57 48

Non-Div I Games:

Rider

Loss, Non-Conf, S Site, H Home A Away N Neutral

Average RPI Win:	280	WON-LOST	WINNING	LAST 10	STRENGTH OF	OPP. STRENGTH	TEAM	ADJ.	CONF.	ADJ CONF.
Average RPI Loss:	198	RECORD	PCT. RANK	GAMES	SCHEDULE	OF SCHEDULE	RPI	RPI	RPI	RPI
DIV. I ONLY	18- 12	114	7- 3	321	330	196	196	31	31	
DIV. I NON-CONF.	5- 5	160	0- 0	193	126	141	141	32	32	
TOTALS	RPI 1-25	RPI 26-50	W-L RECORDS	RPI 51-100	RPI 101-150	RPI 150+				
18- 12	0- 0	0- 1	OVERALL	0- 2	0- 2	18- 7				
10- 3	0- 0	0- 0	HOME	0- 0	0- 1	10- 2				
8- 9	0- 0	0- 0	AWAY	0- 0	0- 0	8- 0				
0- 0	0- 0	0- 0	NEUTRAL	0- 0	0- 0	0- 0				
5- 5	0- 0	0- 1	NON-CONFERENCE	0- 2	0- 2	5- 0				
2- 1	0- 0	0- 0	HOME	0- 0	0- 1	2- 0				
3- 4	0- 0	0- 1	AWAY	0- 2	0- 1	3- 0				
0- 0	0- 0	0- 0	NEUTRAL	0- 0	0- 0	0- 0				
13- 7	0- 0	0- 0	CONFERENCE	0- 0	0- 0	13- 7				
8- 2	0- 0	0- 0	HOME	0- 0	0- 0	8- 2				
5- 5	0- 0	0- 0	AWAY	0- 0	0- 0	5- 5				
0- 0	0- 0	0- 0	NEUTRAL	0- 0	0- 0	0- 0				

RPI 1-25				RPI 26-50				RPI 51-100				RPI 101+				Team's RPI: 196	
RPI	S	Opponent	Score	RPI	S	Opponent	Score	RPI	S	Opponent	Score	RPI	S	Opponent	Score		
				27	A	Florida	52 79	58	A	Iowa	50 69	130	A	Youngstown St.	46 55		
								89	A	Charlotte	73 94	146	H	Northern Ky.	70 72		
												152	H	Delaware	53 50		
												191	A	Sacred Heart	52 62		
												191	H	Sacred Heart	78 63		
												237	A	Bryant	72 59		
												237	A	Bryant	65 71		
												237	H	Bryant	55 53		
												245	A	Monmouth	60 47		
												257	H	Morgan St.	76 44		
												262	A	Saint Francis (PA)	54 62		
												262	H	Saint Francis (PA)	57 43		
												276	A	Central Conn. St.	39 48		
												276	H	Central Conn. St.	72 55		
												281	A	La Salle	76 45		
												295	A	Ga. Southern	64 49		
												313	A	Fairleigh Dickinson	52 60		
												313	H	Fairleigh Dickinson	68 83		
												313	H	Fairleigh Dickinson	68 59		
												316	A	Mt. St. Mary's	74 67		
												316	H	Mt. St. Mary's	61 56		
												322	A	LIU Brooklyn	52 49		
												322	H	LIU Brooklyn	69 53		
												335	A	St. Francis Brooklyn	62 53		
												335	H	St. Francis Brooklyn	65 72		
												343	A	Wagner	79 49		
LAST 12 Division I GAMES:																	
				237	A	Bryant	72 59					191	A	Sacred Heart	52 62		
				313	H	Fairleigh Dickinson	68 59					313	A	Fairleigh Dickinson	52 60		
				262	H	Saint Francis (PA)	57 43					276	H	Central Conn. St.	72 55		
				343	A	Wagner	79 49					237	H	Bryant	55 53		
				322	H	LIU Brooklyn	69 53					316	A	Mt. St. Mary's	74 67		
				335	H	St. Francis Brooklyn	65 72					262	A	Saint Francis (PA)	54 62		

Non-Div I Games: West Va. Wesleyan 124 59

Robert Morris

■ Loss,
 ■ Non-Conf,
 ■ S Site,
 ■ H Home
 ■ A Away
 N Neutral

RPI	S	Opponent	Score
343	H	Wagner	64 44

R
o
b
e
r
t
M
o
r
r
i
s

R
o
b
e
r
t
M
o
r
r
i
s

Robert Morris

Average RPI Win:	246	WON-LOST	WINNING	LAST 10	STRENGTH OF	OPP. STRENGTH	TEAM	ADJ.	CONF.	ADJ CONF.
Average RPI Loss:	186	RECORD	PCT. RANK	GAMES	SCHEDULE	OF SCHEDULE	RPI	RPI	RPI	RPI
DIV. I ONLY	15- 12	146	8- 2	297	264	210	210	27	27	
DIV. I NON-CONF.	3- 5	218	0- 0	180	230	220	220	26	26	
TOTALS	RPI 1-25	RPI 26-50	W-L RECORDS	RPI 51-100	RPI 101-150	RPI 150+				
15- 12	0- 0	0- 0	OVERALL	0- 2	3- 3	12- 7				
7- 4	0- 0	0- 0	HOME	0- 2	2- 0	5- 2				
6- 5	0- 0	0- 0	AWAY	0- 0	0- 1	6- 3				
2- 3	0- 0	0- 0	NEUTRAL	0- 0	1- 1	1- 2				
3- 5	0- 0	0- 0	NON-CONFERENCE	0- 0	1- 2	2- 3				
1- 1	0- 0	0- 0	HOME	0- 0	0- 0	1- 1				
0- 2	0- 0	0- 0	AWAY	0- 0	0- 1	0- 1				
2- 2	0- 0	0- 0	NEUTRAL	0- 0	1- 1	1- 1				
12- 7	0- 0	0- 0	CONFERENCE	0- 2	2- 1	10- 4				
6- 3	0- 0	0- 0	HOME	0- 2	2- 0	4- 1				
6- 3	0- 0	0- 0	AWAY	0- 0	0- 1	6- 2				
0- 1	0- 0	0- 0	NEUTRAL	0- 0	0- 0	0- 1				

RPI S	Opponent	Score	RPI S	Opponent	Score	RPI S	Opponent	Score	RPI S	Opponent	Score	Team's RPI: 210
76	H Abilene Christian	70 85				109	A TCU	55 88				
90	H Central Ark.	53 55				131	N IUPUI	55 62				
						133	A Northwestern St.	51 72				
						133	H Northwestern St.	68 52				
						144	H McNeese St.	80 55				
						149	N SIUE	82 74				
						156	H UT Arlington	63 67				
						192	N Weber St.	46 56				
						206	A Sam Houston St.	65 59				
						206	H Sam Houston St.	70 63				
						206	N Sam Houston St.	70 78				
						208	A Louisiana Tech	44 76				
						225	H Rice	59 45				
						229	N Indiana St.	71 62				
						260	A Houston Baptist	64 50				
						260	H Houston Baptist	66 54				
						282	A Lamar	79 77				
						282	H Lamar	60 64				
						310	A Nicholls St.	89 67				
						311	A A&M-Corpus Christi	71 66				
						311	H A&M-Corpus Christi	72 59				
						317	A Southeastern La.	56 65				
						331	A Incarnate Word	82 66				
						331	H Incarnate Word	74 62				
						332	A New Orleans	57 58				
LAST 12 Division I GAMES:												
206	N Sam Houston St.	70 78	282	A Lamar	79 77							
206	A Sam Houston St.	65 59	311	H A&M-Corpus Christi	72 59							
133	A Northwestern St.	51 72	331	H Incarnate Word	74 62							
260	H Houston Baptist	66 54	260	A Houston Baptist	64 50							
331	A Incarnate Word	82 66	133	H Northwestern St.	68 52							
310	A Nicholls St.	89 67	311	A A&M-Corpus Christi	71 66							

Non-Div I Games: Texas-Tyler 91 69 Tex. A&M-Commerce 75 65 LSU-Shreveport 94 39

SFA

Loss, Non-Conf, S Site, H Home A Away N Neutral

SI**E**

Page 270

SMU				STRENGTH OF SCHEDULE	OPP. STRENGTH OF SCHEDULE	TEAM RPI	ADJ. RPI	CONF. RPI	ADJ CONF. RPI
Average RPI Win:	203	WON-LOST RECORD	WINNING PCT. RANK						
Average RPI Loss:	97		LAST 10 GAMES						
DIV. I ONLY	13- 18	219	4- 6	144	71	197	197	9	9
DIV. I NON-CONF.	5- 6	180	0- 0	159	39	201	201	7	7

TOTALS	RPI 1-25	RPI 26-50	W-L RECORDS	RPI 51-100	RPI 101-150	RPI 150+			
13- 18	0- 8	0- 0	OVERALL	1- 3	4- 2	8- 5			
8- 7	0- 3	0- 0	HOME	1- 1	3- 1	4- 2			
2- 9	0- 3	0- 0	AWAY	0- 2	0- 1	2- 3			
3- 2	0- 2	0- 0	NEUTRAL	0- 0	1- 0	2- 0			
5- 6	0- 3	0- 0	NON-CONFERENCE	0- 0	2- 1	3- 2			
3- 3	0- 1	0- 0	HOME	0- 0	1- 1	2- 1			
0- 2	0- 1	0- 0	AWAY	0- 0	0- 0	0- 1			
2- 1	0- 1	0- 0	NEUTRAL	0- 0	1- 0	1- 0			
8- 12	0- 5	0- 0	CONFERENCE	1- 3	2- 1	5- 3			
5- 4	0- 2	0- 0	HOME	1- 1	2- 0	2- 1			
2- 7	0- 2	0- 0	AWAY	0- 2	0- 1	2- 2			
1- 1	0- 1	0- 0	NEUTRAL	0- 0	0- 0	1- 0			

RPI 1-25				RPI 26-50				RPI 51-100				RPI 101+ Team's RPI: 197			
RPI	S	Opponent	Score	RPI	S	Opponent	Score	RPI	S	Opponent	Score	RPI	S	Opponent	Score
3	A	UConn	41 88					70	A	Temple	35 55	109	H	TCU	79 89
3	H	UConn	37 90					70	H	Temple	69 67	113	H	Memphis	58 49
11	H	Arizona St.	57 64					74	A	Tulane	64 76	127	N	Arizona	58 46
19	A	Texas A&M	55 67					74	H	Tulane	42 54	133	H	Northwestern St.	74 36
20	A	South Fla.	56 83									148	A	East Carolina	61 78
20	H	South Fla.	48 66									148	H	East Carolina	74 67
20	N	South Fla.	60 73									165	H	New Mexico	58 63
24	N	Mississippi St.	70 72									194	A	Tulsa	54 56
												194	H	Tulsa	62 45
												213	N	Gardner-Webb	69 61
												222	H	Kansas	73 64
												240	A	North Texas	57 60
												243	A	Cincinnati	73 55
												275	A	UCF	54 66
												275	H	UCF	65 50
												275	N	UCF	83 74
												285	A	Houston	50 48
												285	H	Houston	54 63
												339	H	Cal St. Fullerton	74 53
LAST 12 Division I GAMES:															
		20 N South Fla.	60 73			194 H Tulsa	62 45								
		275 N UCF	83 74			74 A Tulane	64 76								
		148 A East Carolina	61 78			148 H East Carolina	74 67								
		285 H Houston	54 63			275 H UCF	65 50								
		3 A UConn	41 88			70 A Temple	35 55								
		275 A UCF	54 66			20 H South Fla.	48 66								

Non-Div I Games:

SMU

■ Loss,
 ■ Non-Conf,
 ■ S Site,
 ■ Home
 ■ Away
 N Neutral

Average RPI Win:	243	WON-LOST	WINNING	LAST 10	STRENGTH OF	OPP. STRENGTH	TEAM	ADJ.	CONF.	ADJ CONF.
Average RPI Loss:	126	RECORD	PCT. RANK	GAMES	SCHEDULE	OF SCHEDULE	RPI	RPI	RPI	RPI
DIV. I ONLY	14- 17	198	7- 3	127	240	172	172	19	19	
DIV. I NON-CONF.	3- 8	258	0- 0	81	111	196	196	23	23	
TOTALS	RPI 1-25	RPI 26-50	W-L RECORDS	RPI 51-100	RPI 101-150	RPI 150+				
14- 17	0- 1	0- 0	OVERALL	0- 5	0- 3	14- 8				
6- 7	0- 1	0- 0	HOME	0- 2	0- 2	6- 2				
7- 8	0- 0	0- 0	AWAY	0- 2	0- 1	7- 5				
1- 2	0- 0	0- 0	NEUTRAL	0- 1	0- 0	1- 1				
3- 8	0- 1	0- 0	NON-CONFERENCE	0- 4	0- 1	3- 2				
1- 3	0- 1	0- 0	HOME	0- 1	0- 1	1- 0				
2- 4	0- 0	0- 0	AWAY	0- 2	0- 0	2- 2				
0- 1	0- 0	0- 0	NEUTRAL	0- 1	0- 0	0- 0				
11- 9	0- 0	0- 0	CONFERENCE	0- 1	0- 2	11- 6				
5- 4	0- 0	0- 0	HOME	0- 1	0- 1	5- 2				
5- 4	0- 0	0- 0	AWAY	0- 0	0- 1	5- 3				
1- 1	0- 0	0- 0	NEUTRAL	0- 0	0- 0	1- 1				

RPI 1-25				RPI 26-50				RPI 51-100				RPI 101+ Team's RPI: 172			
RPI	S	Opponent	Score	RPI	S	Opponent	Score	RPI	S	Opponent	Score	RPI	S	Opponent	Score
10	H	UCLA	76 109					55	N	Villanova	54 78	105	H	Hawaii	72 74
								72	H	San Francisco	94 95	121	A	Idaho	60 107
								83	A	California	99 117	121	H	Idaho	88 98
								93	H	North Dakota	79 86	162	A	Montana St.	99 116
								94	A	New Mexico St.	77 80	162	H	Montana St.	79 80
												165	A	New Mexico	71 84
												166	A	UC Davis	92 77
												167	A	Idaho St.	68 59
												167	H	Idaho St.	83 62
												171	A	Eastern Wash.	94 91
												171	H	Eastern Wash.	83 100
												171	N	Eastern Wash.	97 100
												173	A	Montana	83 90
												173	H	Montana	83 75
												184	H	Northern Colo.	83 72
												190	A	Cal Poly	72 97
												192	A	Weber St.	66 77
												192	H	Weber St.	87 64
												234	A	Utah St.	95 86
												309	A	Northern Ariz.	111 79
												321	A	Portland St.	126 78
												321	H	Portland St.	132 91
												333	A	Southern Utah	82 72
												333	N	Southern Utah	102 89
												336	H	UC Irvine	126 78
LAST 12 Division I GAMES:															
				171	N	Eastern Wash.	97 100	121	A	Idaho	60 107				
				333	N	Southern Utah	102 89	171	A	Eastern Wash.	94 91				
				309	A	Northern Ariz.	111 79	167	H	Idaho St.	83 62				
				333	A	Southern Utah	82 72	192	H	Weber St.	87 64				
				93	H	North Dakota	79 86	162	A	Montana St.	99 116				
				184	H	Northern Colo.	83 72	173	A	Montana	83 90				

Non-Div I Games:

Sacramento St.

■ Loss,
 ■ Non-Conf,
 ■ S Site,
 ■ Home
 ■ A Away
 N Neutral

Average RPI Win: 293				WON-LOST		WINNING		LAST 10		STRENGTH OF		OPP. STRENGTH		TEAM		ADJ.		CONF.		ADJ CONF.	
Average RPI Loss: 169				RECORD		PCT. RANK		GAMES		SCHEDULE		OF SCHEDULE		RPI		RPI		RPI		RPI	
DIV. I ONLY				20- 11		83		10- 0		320		331		191		191		31		31	
DIV. I NON-CONF.				2- 9		296		0- 0		225		170		302		302		32		32	
TOTALS				RPI 1-25		RPI 26-50		W-L RECORDS		RPI 51-100		RPI 101-150		RPI 150+							
20- 11				0- 0		0- 1		OVERALL		0- 1		0- 3		20- 6							
11- 4				0- 0		0- 0		HOME		0- 0		0- 1		11- 3							
8- 6				0- 0		0- 1		AWAY		0- 1		0- 1		8- 3							
1- 1				0- 0		0- 0		NEUTRAL		0- 0		0- 1		1- 0							
2- 9				0- 0		0- 1		NON-CONFERENCE		0- 1		0- 3		2- 4							
1- 3				0- 0		0- 0		HOME		0- 0		0- 1		1- 2							
0- 5				0- 0		0- 1		AWAY		0- 1		0- 1		0- 2							
1- 1				0- 0		0- 0		NEUTRAL		0- 0		0- 1		1- 0							
18- 2				0- 0		0- 0		CONFERENCE		0- 0		0- 0		18- 2							
10- 1				0- 0		0- 0		HOME		0- 0		0- 0		10- 1							
8- 1				0- 0		0- 0		AWAY		0- 0		0- 0		8- 1							
0- 0				0- 0		0- 0		NEUTRAL		0- 0		0- 0		0- 0							

[illegible]

Non-Div I Games:

Sacred Heart

■ Loss, ■ Non-Conf, S Site, H Home A Away N Neutral

RPI	S	Opponent	Score	
335	H	St. Francis Brooklyn	63	55
343	A	Wagner	77	73
343	H	Wagner	73	62

Sacred Heart

Saint Francis (PA)

Through Games Of March 12, 2016

Average RPI Win:	303	WON-LOST	WINNING	LAST 10	STRENGTH OF	OPP. STRENGTH	TEAM	ADJ.	CONF.	ADJ CONF.
Average RPI Loss:	192	RECORD	PCT. RANK	GAMES	SCHEDULE	OF SCHEDULE	RPI	RPI	RPI	RPI
DIV. I ONLY	13- 17	209	6- 4	298	336	262	262	31	31	
DIV. I NON-CONF.	1- 9	325	0- 0	185	179	313	313	32	32	
TOTALS	RPI 1-25	RPI 26-50	W-L RECORDS	RPI 51-100	RPI 101-150	RPI 150+				
13- 17	0- 0	0- 1	OVERALL	0- 1	0- 2	13- 13				
9- 3	0- 0	0- 0	HOME	0- 0	0- 1	9- 2				
4- 13	0- 0	0- 1	AWAY	0- 1	0- 1	4- 10				
0- 1	0- 0	0- 0	NEUTRAL	0- 0	0- 0	0- 1				
1- 9	0- 0	0- 1	NON-CONFERENCE	0- 1	0- 2	1- 5				
1- 1	0- 0	0- 0	HOME	0- 0	0- 1	1- 0				
0- 7	0- 0	0- 1	AWAY	0- 1	0- 1	0- 4				
0- 1	0- 0	0- 0	NEUTRAL	0- 0	0- 0	0- 1				
12- 8	0- 0	0- 0	CONFERENCE	0- 0	0- 0	12- 8				
8- 2	0- 0	0- 0	HOME	0- 0	0- 0	8- 2				
4- 6	0- 0	0- 0	AWAY	0- 0	0- 0	4- 6				
0- 0	0- 0	0- 0	NEUTRAL	0- 0	0- 0	0- 0				

RPI S	Opponent	Score	RPI S	Opponent	Score	RPI S	Opponent	Score	RPI S	Opponent	Score	Team's RPI: 262
27	A Florida	65 122	51	A Ohio	65 91	128	A Marshall	73 81	132	H Pittsburgh	59 74	
						169	A Cornell	69 75	177	N Eastern Ky.	82 88	
						191	A Sacred Heart	71 92	191	A Sacred Heart	67 80	
						191	H Sacred Heart	77 81	196	A Robert Morris	43 57	
						196	H Robert Morris	62 54	227	A Canisius	52 77	
						237	A Bryant	72 84	237	H Bryant	85 72	
						243	A Cincinnati	86 93	247	A Columbia	78 82	
						276	A Central Conn. St.	51 66	276	H Central Conn. St.	83 77	
						276	H Central Conn. St.	59 79	287	H Coastal Caro.	106 74	
						313	A Fairleigh Dickinson	72 73	313	H Fairleigh Dickinson	87 67	
						316	A Mt. St. Mary's	73 64	316	H Mt. St. Mary's	87 57	
						322	A LIU Brooklyn	84 75	322	H LIU Brooklyn	72 64	
						335	A St. Francis Brooklyn	83 76	335	H St. Francis Brooklyn	85 68	
						335	H St. Francis Brooklyn	85 68				
LAST 12 Division I GAMES:												
191	A Sacred Heart	71 92	343	A Wagner	87 74							
276	H Central Conn. St.	83 77	316	A Mt. St. Mary's	73 64							
196	A Robert Morris	43 57	237	H Bryant	85 72							
191	A Sacred Heart	67 80	276	H Central Conn. St.	59 79							
335	H St. Francis Brooklyn	85 68	313	A Fairleigh Dickinson	72 73							
322	H LIU Brooklyn	72 64	196	H Robert Morris	62 54							

Non-Div I Games: Pitt.-Johnstown 82 78

Saint Francis (PA)

■ Loss,
 ■ Non-Conf,
 ■ S Site,
 ■ H Home
 ■ A Away
 N Neutral

S
a
i
n
t
F
r
a
n
c
i
s
(
P
A
)

RPI S Saint Francis (PA) Score

Through Games Of March 12, 2016

RPI	S	Opponent	Score
343	A	Wagner	87 74
343	H	Wagner	93 78

S
a
i
n
t
F
r
a
n
c
i
s
(
P
A
)

Saint Francis (PA)

Saint Joseph's

Through Games Of March 12, 2016

Average RPI Win:	156	WON-LOST	WINNING	LAST 10	STRENGTH OF	OPP. STRENGTH	TEAM	ADJ.	CONF.	ADJ CONF.
Average RPI Loss:	91	RECORD	PCT. RANK	GAMES	SCHEDULE	OF SCHEDULE	RPI	RPI	RPI	RPI
DIV. I ONLY	14- 15	180	5- 5	50	87	118	118	7	7	
DIV. I NON-CONF.	6- 6	160	0- 0	3	42	56	56	8	8	
TOTALS	RPI 1-25	RPI 26-50	W-L RECORDS	RPI 51-100	RPI 101-150	RPI 150+				
14- 15	0- 3	1- 2	OVERALL	4- 5	0- 1	9- 4				
9- 7	0- 2	1- 1	HOME	2- 3	0- 1	6- 0				
5- 7	0- 1	0- 1	AWAY	2- 2	0- 0	3- 3				
0- 1	0- 0	0- 0	NEUTRAL	0- 0	0- 0	0- 1				
6- 6	0- 1	1- 1	NON-CONFERENCE	3- 3	0- 1	2- 0				
4- 4	0- 1	1- 1	HOME	2- 1	0- 1	1- 0				
2- 2	0- 0	0- 0	AWAY	1- 2	0- 0	1- 0				
0- 0	0- 0	0- 0	NEUTRAL	0- 0	0- 0	0- 0				
8- 9	0- 2	0- 1	CONFERENCE	1- 2	0- 0	7- 4				
5- 3	0- 1	0- 0	HOME	0- 2	0- 0	5- 0				
3- 5	0- 1	0- 1	AWAY	1- 0	0- 0	2- 3				
0- 1	0- 0	0- 0	NEUTRAL	0- 0	0- 0	0- 1				

RPI 1-25				RPI 26-50				RPI 51-100				RPI 101+ Team's RPI: 118			
RPI	S	Opponent	Score	RPI	S	Opponent	Score	RPI	S	Opponent	Score	RPI	S	Opponent	Score
1	H	Notre Dame	55 91	26	H	Penn	50 46	52	H	Rutgers	65 78	103	H	Iona	75 81
18	A	Duquesne	59 73	34	A	St. Bonaventure	51 65	54	H	Saint Louis	66 77	163	A	Fordham	40 47
23	H	George Washington	45 70	39	H	Seton Hall	54 66	55	A	Villanova	49 55	163	H	Fordham	61 51
								68	H	Central Mich.	76 66	170	A	George Mason	41 55
								69	A	VCU	66 63	186	H	UMBC	104 45
								70	A	Temple	70 67	189	H	Davidson	87 54
								75	A	Hofstra	62 75	198	A	Richmond	59 57
								79	H	Drexel	53 46	198	H	Richmond	64 53
								82	H	Dayton	61 71	212	A	Lehigh	63 62
												214	H	Rhode Island	74 63
												214	N	Rhode Island	76 81
												224	A	Massachusetts	62 58
												281	A	La Salle	70 75
												281	H	La Salle	64 55
LAST 12 Division I GAMES:															
				214	N	Rhode Island	76 81	163	H	Fordham	61 51				
				198	A	Richmond	59 57	170	A	George Mason	41 55				
				189	H	Davidson	87 54	281	H	La Salle	64 55				
				214	H	Rhode Island	74 63	34	A	St. Bonaventure	51 65				
				281	A	La Salle	70 75	82	H	Dayton	61 71				
				18	A	Duquesne	59 73	54	H	Saint Louis	66 77				

Non-Div I Games:

Saint Joseph's

■ Loss,
 ■ Non-Conf,
 ■ S Site,
 ■ H Home
 ■ A Away
 N Neutral

Saint Louis

Through Games Of March 12, 2016

Average RPI Win:	189	WON-LOST	WINNING	LAST 10	STRENGTH OF	OPP. STRENGTH	TEAM	ADJ.	CONF.	ADJ CONF.
Average RPI Loss:	76	RECORD	PCT. RANK	GAMES	SCHEDULE	OF SCHEDULE	RPI	RPI	RPI	RPI
DIV. I ONLY	23- 7	38	7- 3	159	108	54	54	7	7	
DIV. I NON-CONF.	9- 3	69	0- 0	251	274	101	101	8	8	
TOTALS	RPI 1-25	RPI 26-50	W-L RECORDS	RPI 51-100	RPI 101-150	RPI 150+				
23- 7	1- 2	0- 1	OVERALL	3- 2	3- 1	16- 1				
11- 1	1- 0	0- 0	HOME	1- 0	0- 0	9- 1				
10- 5	0- 1	0- 1	AWAY	2- 2	3- 1	5- 0				
2- 1	0- 1	0- 0	NEUTRAL	0- 0	0- 0	2- 0				
9- 3	0- 0	0- 0	NON-CONFERENCE	0- 2	2- 1	7- 0				
4- 0	0- 0	0- 0	HOME	0- 0	0- 0	4- 0				
4- 3	0- 0	0- 0	AWAY	0- 2	2- 1	2- 0				
1- 0	0- 0	0- 0	NEUTRAL	0- 0	0- 0	1- 0				
14- 4	1- 2	0- 1	CONFERENCE	3- 0	1- 0	9- 1				
7- 1	1- 0	0- 0	HOME	1- 0	0- 0	5- 1				
6- 2	0- 1	0- 1	AWAY	2- 0	1- 0	3- 0				
1- 1	0- 1	0- 0	NEUTRAL	0- 0	0- 0	1- 0				

RPI 1-25				RPI 26-50				RPI 51-100				RPI 101+			
RPI	S	Opponent	Score	RPI	S	Opponent	Score	RPI	S	Opponent	Score	RPI	S	Opponent	Score
18	H	Duquesne	84 81	34	A	St. Bonaventure	59 80	65	A	Ball St.	70 79	113	A	Memphis	63 57
18	N	Duquesne	52 56					69	A	VCU	77 72	114	A	Mercer	68 60
23	A	George Washington	80 89					74	A	Tulane	58 66	118	A	Saint Joseph's	77 66
								82	A	Dayton	55 52	149	A	SIUE	64 71
								82	H	Dayton	70 56	163	A	Fordham	51 49
												170	A	George Mason	61 50
												170	H	George Mason	63 73
												189	A	Davidson	79 50
												189	H	Davidson	88 51
												194	H	Tulsa	82 73
												198	H	Richmond	73 48
												214	H	Rhode Island	77 60
												214	N	Rhode Island	70 59
												224	H	Massachusetts	69 49
												229	A	Indiana St.	62 52
												233	H	Southeast Mo. St.	67 52
												264	N	Cleveland St.	76 65
												281	H	La Salle	79 70
												299	H	Bradley	75 58
												340	H	Eastern Ill.	78 47
												346	A	Alabama A&M	91 60
LAST 12 Division I GAMES:															
18	N	Duquesne	52 56	189	H	Davidson	88 51								
214	N	Rhode Island	70 59	34	A	St. Bonaventure	59 80								
214	H	Rhode Island	77 60	198	H	Richmond	73 48								
82	A	Dayton	55 52	23	A	George Washington	80 89								
163	A	Fordham	51 49	170	A	George Mason	61 50								
18	H	Duquesne	84 81	281	H	La Salle	79 70								

Non-Div I Games: Mo.-St. Louis 67 31

Saint Louis

■ Loss,
 ■ Non-Conf,
 ■ S Site,
 ■ Home
 ■ Away
 N Neutral

Saint Peter's

Through Games Of March 12, 2016

Average RPI Win:	246	WON-LOST	WINNING	LAST 10	STRENGTH OF	OPP. STRENGTH	TEAM	ADJ.	CONF.	ADJ CONF.
Average RPI Loss:	202	RECORD	PCT. RANK	GAMES	SCHEDULE	OF SCHEDULE	RPI	RPI	RPI	RPI
DIV. I ONLY	4- 26	335	0- 10	259	287	338	338	23	23	
DIV. I NON-CONF.	2- 7	280	0- 0	200	338	305	305	22	22	
TOTALS	RPI 1-25	RPI 26-50	W-L RECORDS	RPI 51-100	RPI 101-150	RPI 150+				
4- 26	0- 1	0- 1	OVERALL	0- 2	0- 2	4- 20				
4- 11	0- 1	0- 0	HOME	0- 1	0- 1	4- 8				
0- 14	0- 0	0- 0	AWAY	0- 1	0- 0	0- 0				
0- 1	0- 0	0- 0	NEUTRAL	0- 0	0- 0	0- 1				
2- 7	0- 1	0- 1	NON-CONFERENCE	0- 0	0- 0	2- 5				
2- 3	0- 1	0- 0	HOME	0- 0	0- 0	2- 2				
0- 4	0- 0	0- 1	AWAY	0- 0	0- 0	0- 3				
0- 0	0- 0	0- 0	NEUTRAL	0- 0	0- 0	0- 0				
2- 19	0- 0	0- 0	CONFERENCE	0- 2	0- 2	2- 15				
2- 8	0- 0	0- 0	HOME	0- 1	0- 1	2- 6				
0- 10	0- 0	0- 0	AWAY	0- 1	0- 1	0- 8				
0- 1	0- 0	0- 0	NEUTRAL	0- 0	0- 0	0- 1				

RPI 1-25				RPI 26-50				RPI 51-100				RPI 101+ Team's RPI: 338			
RPI	S	Opponent	Score	RPI	S	Opponent	Score	RPI	S	Opponent	Score	RPI	S	Opponent	Score
18	H	Duquesne	38 63	39	A	Seton Hall	65 81	85	A	Quinnipiac	49 66	103	A	Iona	50 64
								85	H	Quinnipiac	53 65	103	H	Iona	51 65
												159	H	Stony Brook	35 69
												161	A	Marist	46 69
												161	H	Marist	55 74
												199	A	Fairfield	49 76
												199	H	Fairfield	56 46
												205	H	Brown	79 67
												212	A	Lehigh	42 74
												227	A	Canisius	42 54
												227	H	Canisius	53 60
												230	A	Siena	58 59
												230	H	Siena	55 64
												236	H	Navy	39 50
												245	A	Monmouth	52 71
												245	H	Monmouth	67 62
												248	A	Manhattan	47 64
												248	H	Manhattan	43 60
												248	N	Manhattan	43 60
												284	A	Rider	48 57
												284	H	Rider	67 68
												291	A	Niagara	46 51
												291	H	Niagara	48 52
												313	A	Fairleigh Dickinson	52 73
												330	A	Lafayette	69 72
												335	H	St. Francis Brooklyn	44 40
LAST 12 Division I GAMES:															
248	N	Manhattan	43 60	199	A	Fairfield	49 76	248	H	Rider	67 68	291	A	Niagara	46 51
245	A	Monmouth	52 71	284	H	Rider	67 68	161	H	Marist	55 74	291	H	Niagara	48 52
248	H	Manhattan	43 60	85	A	Quinnipiac	49 66	230	H	Siena	55 64	313	A	Fairleigh Dickinson	52 73
103	A	Iona	50 64	230	H	Siena	55 64	161	A	Marist	46 69	330	A	Lafayette	69 72
284	A	Rider	48 57	161	A	Marist	46 69					335	H	St. Francis Brooklyn	44 40
85	H	Quinnipiac	53 65												

Non-Div I Games:

Saint Peter's

■ Loss,
 ■ Non-Conf,
 ■ S Site,
 ■ Home
 ■ A Away
 N Neutral

Average RPI Win:	277	WON-LOST	WINNING	LAST 10	STRENGTH OF	OPP. STRENGTH	TEAM	ADJ.	CONF.	ADJ CONF.
Average RPI Loss:	144	RECORD	PCT. RANK	GAMES	SCHEDULE	OF SCHEDULE	RPI	RPI	RPI	RPI
DIV. I ONLY	12- 17	223	6- 4	167	260	206	206	27	27	
DIV. I NON-CONF.	2- 6	272	0- 0	98	45	171	171	26	26	
TOTALS	RPI 1-25	RPI 26-50	W-L RECORDS	RPI 51-100	RPI 101-150	RPI 150+				
12- 17	0- 2	0- 1	OVERALL	0- 4	1- 4	11- 6				
5- 5	0- 0	0- 0	HOME	0- 2	0- 0	5- 3				
4- 11	0- 1	0- 1	AWAY	0- 2	0- 4	4- 3				
3- 1	0- 1	0- 0	NEUTRAL	0- 0	1- 0	2- 0				
2- 6	0- 2	0- 1	NON-CONFERENCE	0- 0	0- 2	2- 1				
0- 1	0- 0	0- 0	HOME	0- 0	0- 0	0- 1				
2- 4	0- 1	0- 1	AWAY	0- 0	0- 2	2- 0				
0- 1	0- 1	0- 0	NEUTRAL	0- 0	0- 0	0- 0				
10- 11	0- 0	0- 0	CONFERENCE	0- 4	1- 2	9- 5				
5- 4	0- 0	0- 0	HOME	0- 2	0- 0	5- 2				
2- 7	0- 0	0- 0	AWAY	0- 2	0- 2	2- 3				
3- 0	0- 0	0- 0	NEUTRAL	0- 0	1- 0	2- 0				

RPI 1-25				RPI 26-50				RPI 51-100				RPI 101+ Team's RPI: 206			
RPI	S	Opponent	Score	RPI	S	Opponent	Score	RPI	S	Opponent	Score	RPI	S	Opponent	Score
7	A	Texas	49 83	48	A	Kansas St.	50 78	76	A	Abilene Christian	55 67	109	A	TCU	59 85
15	N	Florida St.	37 94					76	H	Abilene Christian	76 87	133	A	Northwestern St.	49 69
								90	A	Central Ark.	53 72	133	N	Northwestern St.	78 71
								90	H	Central Ark.	63 73	141	A	Arkansas	47 67
												144	A	McNeese St.	79 82
												210	A	SFA	63 70
												210	H	SFA	59 65
												210	N	SFA	78 70
												225	H	Rice	46 58
												228	A	Texas Southern	53 51
												260	A	Houston Baptist	63 67
												260	H	Houston Baptist	78 70
												282	A	Lamar	78 76
												282	H	Lamar	78 75
												310	H	Nicholls St.	63 67
												310	N	Nicholls St.	73 64
												311	A	A&M-Corpus Christi	71 81
												311	H	A&M-Corpus Christi	75 57
												317	H	Southeastern La.	80 56
												322	A	LIU Brooklyn	63 56
												331	A	Incarnate Word	65 60
												332	H	New Orleans	64 52
LAST 12 Division I GAMES:															
		133 N Northwestern St.	78 71			90 A Central Ark.	53 72								
		210 N SFA	78 70			90 H Central Ark.	63 73								
		310 N Nicholls St.	73 64			260 H Houston Baptist	78 70								
		210 H SFA	59 65			76 A Abilene Christian	55 67								
		282 H Lamar	78 75			311 A A&M-Corpus Christi	71 81								
		311 H A&M-Corpus Christi	75 57			260 A Houston Baptist	63 67								

Non-Div I Games: LSU-Alexandria 85 50 Our Lady Of The Lak67 56

Sam Houston St.

Loss, Non-Conf, S Site, H Home A Away N Neutral

Average RPI Win:	242	WON-LOST	WINNING	LAST 10	STRENGTH OF	OPP. STRENGTH	TEAM	ADJ.	CONF.	ADJ CONF.
Average RPI Loss:	91	RECORD	PCT. RANK	GAMES	SCHEDULE	OF SCHEDULE	RPI	RPI	RPI	RPI
DIV. I ONLY	18- 11	103	7- 3	195	173	112	112	17	17	
DIV. I NON-CONF.	6- 7	176	0- 0	172	144	131	131	15	15	
TOTALS	RPI 1-25	RPI 26-50	W-L RECORDS	RPI 51-100	RPI 101-150	RPI 150+				
18- 11	0- 1	1- 3	OVERALL	0- 2	2- 3	15- 2				
7- 2	0- 0	1- 0	HOME	0- 1	1- 1	5- 0				
9- 8	0- 1	0- 2	AWAY	0- 1	1- 2	8- 2				
2- 1	0- 0	0- 1	NEUTRAL	0- 0	0- 0	2- 0				
6- 7	0- 1	0- 1	NON-CONFERENCE	0- 2	2- 1	4- 2				
1- 1	0- 0	0- 0	HOME	0- 1	1- 0	0- 0				
4- 6	0- 1	0- 1	AWAY	0- 1	1- 1	3- 2				
1- 0	0- 0	0- 0	NEUTRAL	0- 0	0- 0	1- 0				
12- 4	0- 0	1- 2	CONFERENCE	0- 0	0- 2	11- 0				
6- 1	0- 0	1- 0	HOME	0- 0	0- 1	5- 0				
5- 2	0- 0	0- 1	AWAY	0- 0	0- 1	5- 0				
1- 1	0- 0	0- 1	NEUTRAL	0- 0	0- 0	1- 0				

RPI 1-25				RPI 26-50				RPI 51-100				RPI 101+ Team's RPI: 112			
RPI	S	Opponent	Score	RPI	S	Opponent	Score	RPI	S	Opponent	Score	RPI	S	Opponent	Score
24	A	Mississippi St.	47 68	40	A	Chattanooga	30 53	71	A	Georgia Tech	55 66	108	A	UT Martin	50 52
				40	H	Chattanooga	48 43	96	H	Harvard	54 60	114	A	Mercer	61 63
				40	N	Chattanooga	41 49					114	H	Mercer	60 63
				46	A	Indiana	56 65					119	H	Troy	73 69
												125	A	LSU	47 44
												155	A	UAB	41 61
												164	A	ETSU	56 51
												164	H	ETSU	55 47
												188	A	Southern Miss.	48 56
												218	A	Furman	58 45
												218	H	Furman	77 63
												220	A	Alabama St.	54 35
												298	A	Jacksonville St.	50 39
												300	A	Western Caro.	59 42
												300	H	Western Caro.	57 52
												306	A	Wofford	58 39
												306	H	Wofford	50 48
												306	N	Wofford	63 43
												310	N	Nicholls St.	45 43
												312	A	UNCG	57 52
												312	H	UNCG	80 49
												346	A	Alabama A&M	54 30
LAST 12 Division I GAMES:															
				40	N	Chattanooga	41 49	114	A	Mercer	61 63				
				306	N	Wofford	63 43	300	H	Western Caro.	57 52				
				306	H	Wofford	50 48	312	H	UNCG	80 49				
				218	H	Furman	77 63	306	A	Wofford	58 39				
				164	A	ETSU	56 51	218	A	Furman	58 45				
				40	A	Chattanooga	30 53	40	H	Chattanooga	48 43				

Non-Div I Games: AUM 82 32 Shorter 53 33

Samford

Loss, Non-Conf, S Site, H Home A Away N Neutral

Average RPI Win:	196	WON-LOST	WINNING	LAST 10	STRENGTH OF	OPP. STRENGTH	TEAM	ADJ.	CONF.	ADJ CONF.
Average RPI Loss:	61	RECORD	PCT. RANK	GAMES	SCHEDULE	OF SCHEDULE	RPI	RPI	RPI	RPI
DIV. I ONLY	22- 7	42	5- 5	190	97	81	81	8	8	
DIV. I NON-CONF.	9- 1	22	0- 0	320	162	117	117	9	9	
TOTALS	RPI 1-25	RPI 26-50	W-L RECORDS	RPI 51-100	RPI 101-150	RPI 150+				
22- 7	1- 1	0- 0	OVERALL	2- 6	5- 0	14- 0				
10- 4	1- 0	0- 0	HOME	0- 4	3- 0	6- 0				
12- 2	0- 1	0- 0	AWAY	2- 1	2- 0	8- 0				
0- 1	0- 0	0- 0	NEUTRAL	0- 1	0- 0	0- 0				
9- 1	0- 0	0- 0	NON-CONFERENCE	0- 1	3- 0	6- 0				
4- 1	0- 0	0- 0	HOME	0- 1	2- 0	2- 0				
5- 0	0- 0	0- 0	AWAY	0- 0	1- 0	4- 0				
0- 0	0- 0	0- 0	NEUTRAL	0- 0	0- 0	0- 0				
13- 6	1- 1	0- 0	CONFERENCE	2- 5	2- 0	8- 0				
6- 3	1- 0	0- 0	HOME	0- 3	1- 0	4- 0				
7- 2	0- 1	0- 0	AWAY	2- 1	1- 0	4- 0				
0- 1	0- 0	0- 0	NEUTRAL	0- 1	0- 0	0- 0				

RPI 1-25				RPI 26-50				RPI 51-100 Team's RPI: 81				RPI 101+			
RPI	S	Opponent	Score	RPI	S	Opponent	Score	RPI	S	Opponent	Score	RPI	S	Opponent	Score
16	A	BYU	60 68					53	A	St. Mary's (CA)	60 68	107	A	Fresno St.	72 68
16	H	BYU	78 65					53	H	St. Mary's (CA)	68 73	116	A	Gonzaga	58 57
								64	A	Santa Clara	70 58	116	H	Gonzaga	63 54
								64	H	Santa Clara	47 61	124	H	Akron	86 65
								72	A	San Francisco	67 58	127	H	Arizona	59 54
								72	H	San Francisco	54 59	162	A	Montana St.	62 49
								72	N	San Francisco	80 84	178	A	Pacific	59 56
								97	H	Washington St.	72 78	178	H	Pacific	69 56
												238	A	San Diego St.	60 53
												239	H	Valparaiso	76 60
												244	A	Loyola Marymount	75 67
												244	H	Loyola Marymount	82 58
												266	A	Pepperdine	70 54
												266	H	Pepperdine	74 55
												292	A	Portland	77 67
												292	H	Portland	71 43
												302	H	CSUN	86 64
												325	A	Nevada	84 47
												339	A	Cal St. Fullerton	53 44
LAST 12 Division I GAMES:															
				72	N	San Francisco	80 84	178	A	Pacific	59 56				
				292	A	Portland	77 67	53	A	St. Mary's (CA)	60 68				
				116	A	Gonzaga	58 57	244	A	Loyola Marymount	75 67				
				16	A	BYU	60 68	266	A	Pepperdine	70 54				
				72	H	San Francisco	54 59	244	H	Loyola Marymount	82 58				
				64	H	Santa Clara	47 61	266	H	Pepperdine	74 55				

Non-Div I Games: Hope Int'l 90 52

San Diego

■ Loss,
 ■ Non-Conf,
 ■ S Site,
 ■ Home
 ■ A Away
 N Neutral

San Diego St.

Through Games Of March 12, 2016

Average RPI Win:	250	WON-LOST	WINNING	LAST 10	STRENGTH OF	OPP. STRENGTH	TEAM	ADJ.	CONF.	ADJ CONF.
Average RPI Loss:	150	RECORD	PCT. RANK	GAMES	SCHEDULE	OF SCHEDULE	RPI	RPI	RPI	RPI
DIV. I ONLY	11- 19	248	6- 4	146	239	238	238	20	20	
DIV. I NON-CONF.	4- 6	201	0- 0	248	246	256	256	20	20	
TOTALS	RPI 1-25	RPI 26-50	W-L RECORDS	RPI 51-100	RPI 101-150	RPI 150+				
11- 19	0- 0	0- 4	OVERALL	0- 2	1- 2	10- 11				
6- 9	0- 0	0- 1	HOME	0- 2	1- 0	5- 6				
4- 9	0- 0	0- 2	AWAY	0- 0	0- 2	4- 5				
1- 1	0- 0	0- 1	NEUTRAL	0- 0	0- 0	1- 0				
4- 6	0- 0	0- 1	NON-CONFERENCE	0- 2	0- 1	4- 2				
3- 3	0- 0	0- 0	HOME	0- 2	0- 0	3- 1				
1- 3	0- 0	0- 1	AWAY	0- 0	0- 1	1- 1				
0- 0	0- 0	0- 0	NEUTRAL	0- 0	0- 0	0- 0				
7- 13	0- 0	0- 3	CONFERENCE	0- 0	1- 1	6- 9				
3- 6	0- 0	0- 1	HOME	0- 0	1- 0	2- 5				
3- 6	0- 0	0- 1	AWAY	0- 0	0- 1	3- 4				
1- 1	0- 0	0- 1	NEUTRAL	0- 0	0- 0	1- 0				

RPI S	Opponent	Score	RPI S	Opponent	Score	RPI S	Opponent	Score	RPI S	Opponent	Score	Team's RPI: 238
			33 A	Washington	51 80	66 H	UC Riverside	68 85	107 A	Fresno St.	49 54	
			41 A	Colorado St.	54 70	81 H	San Diego	53 60	107 H	Fresno St.	65 54	
			41 H	Colorado St.	57 60				135 A	Long Beach St.	54 74	
			41 N	Colorado St.	41 53				154 A	Boise St.	63 68	
									154 H	Boise St.	45 75	
									165 A	New Mexico	51 46	
									165 H	New Mexico	45 64	
									166 H	UC Davis	54 65	
									200 H	Wisconsin	63 57	
									201 A	San Jose St.	73 78	
									201 H	San Jose St.	87 70	
									211 A	UNLV	51 62	
									211 H	UNLV	41 55	
									234 A	Utah St.	59 72	
									234 H	Utah St.	36 55	
									244 A	Loyola Marymount	65 92	
									258 A	Wyoming	84 77	
									258 H	Wyoming	53 40	
									258 N	Wyoming	62 44	
									302 A	CSUN	67 65	
									323 H	North Dakota St.	64 54	
									325 H	Nevada	64 70	
									339 H	Cal St. Fullerton	54 43	
									341 A	Air Force	69 66	
LAST 12 Division I GAMES:												
			41 N	Colorado St.	41 53	201 H	San Jose St.	87 70				
			258 N	Wyoming	62 44	341 A	Air Force	69 66				
			211 A	UNLV	51 62	107 H	Fresno St.	65 54				
			165 H	New Mexico	45 64	165 A	New Mexico	51 46				
			154 A	Boise St.	63 68	41 A	Colorado St.	54 70				
			258 H	Wyoming	53 40	211 H	UNLV	41 55				

Non-Div I Games: San Diego Christian60 25

San Diego St.

■ Loss,
 ■ Non-Conf,
 ■ S Site,
 ■ Home
 ■ A Away
 N Neutral

San Francisco

Through Games Of March 12, 2016

Average RPI Win:	177	WON-LOST	WINNING	LAST 10	STRENGTH OF	OPP. STRENGTH	TEAM	ADJ.	CONF.	ADJ CONF.
Average RPI Loss:	94	RECORD	PCT. RANK	GAMES	SCHEDULE	OF SCHEDULE	RPI	RPI	RPI	RPI
DIV. I ONLY	19- 11	89	7- 3	73	112	72	72	8	8	
DIV. I NON-CONF.	7- 2	57	0- 0	178	216	72	72	9	9	
TOTALS	RPI 1-25	RPI 26-50	W-L RECORDS	RPI 51-100	RPI 101-150	RPI 150+				
19- 11	1- 2	0- 0	OVERALL	5- 5	2- 1	11- 3				
7- 5	0- 1	0- 0	HOME	2- 3	1- 0	4- 1				
9- 6	0- 1	0- 0	AWAY	1- 2	1- 1	7- 2				
3- 0	1- 0	0- 0	NEUTRAL	2- 0	0- 0	0- 0				
7- 2	0- 0	0- 0	NON-CONFERENCE	2- 0	1- 0	4- 2				
2- 1	0- 0	0- 0	HOME	2- 0	0- 0	0- 1				
5- 1	0- 0	0- 0	AWAY	0- 0	1- 0	4- 1				
0- 0	0- 0	0- 0	NEUTRAL	0- 0	0- 0	0- 0				
12- 9	1- 2	0- 0	CONFERENCE	3- 5	1- 1	7- 1				
5- 4	0- 1	0- 0	HOME	0- 3	1- 0	4- 0				
4- 5	0- 1	0- 0	AWAY	1- 2	0- 1	3- 1				
3- 0	1- 0	0- 0	NEUTRAL	2- 0	0- 0	0- 0				

RPI 1-25				RPI 26-50				RPI 51-100 Team's RPI: 72				RPI 101+			
RPI	S	Opponent	Score	RPI	S	Opponent	Score	RPI	S	Opponent	Score	RPI	S	Opponent	Score
16	A	BYU	62 65					53	A	St. Mary's (CA)	59 72	116	A	Gonzaga	47 68
16	H	BYU	57 66					53	H	St. Mary's (CA)	68 78	116	H	Gonzaga	71 52
16	N	BYU	70 68					53	N	St. Mary's (CA)	67 65	135	A	Long Beach St.	66 52
								64	A	Santa Clara	57 68	172	A	Sacramento St.	95 94
								64	H	Santa Clara	57 59	178	A	Pacific	57 70
								66	H	UC Riverside	88 76	178	H	Pacific	81 71
								81	A	San Diego	59 54	190	H	Cal Poly	61 62
								81	H	San Diego	58 67	201	A	San Jose St.	82 78
								81	N	San Diego	84 80	204	A	Utah Valley	88 94
								93	H	North Dakota	74 57	240	A	North Texas	69 61
												244	A	Loyola Marymount	75 73
												244	H	Loyola Marymount	81 72
												266	A	Pepperdine	81 74
												266	H	Pepperdine	99 75
												292	A	Portland	82 63
												292	H	Portland	90 69
												325	A	Nevada	70 62
LAST 12 Division I GAMES:															

Non-Div I Games: Holy Names 77 31 San Fran. St. 73 45

San Francisco

Loss, Non-Conf, S Site, H Home A Away N Neutral

Average RPI Win:	254	WON-LOST	WINNING	LAST 10	STRENGTH OF	OPP. STRENGTH	TEAM	ADJ.	CONF.	ADJ CONF.
Average RPI Loss:	119	RECORD	PCT. RANK	GAMES	SCHEDULE	OF SCHEDULE	RPI	RPI	RPI	RPI
DIV. I ONLY	12- 17	223	7- 3	121	209	201	201	20	20	
DIV. I NON-CONF.	1- 9	325	0- 0	62	158	273	273	20	20	
TOTALS	RPI 1-25	RPI 26-50	W-L RECORDS	RPI 51-100	RPI 101-150	RPI 150+				
12- 17	0- 0	0- 2	OVERALL	0- 6	1- 2	11- 7				
7- 7	0- 0	0- 1	HOME	0- 3	0- 2	7- 1				
5- 9	0- 0	0- 1	AWAY	0- 3	1- 0	4- 5				
0- 1	0- 0	0- 0	NEUTRAL	0- 0	0- 0	0- 1				
1- 9	0- 0	0- 0	NON-CONFERENCE	0- 6	0- 1	1- 2				
1- 4	0- 0	0- 0	HOME	0- 3	0- 1	1- 0				
0- 5	0- 0	0- 0	AWAY	0- 3	0- 0	0- 2				
0- 0	0- 0	0- 0	NEUTRAL	0- 0	0- 0	0- 0				
11- 8	0- 0	0- 2	CONFERENCE	0- 0	1- 1	10- 5				
6- 3	0- 0	0- 1	HOME	0- 0	0- 1	6- 1				
5- 4	0- 0	0- 1	AWAY	0- 0	1- 0	4- 3				
0- 1	0- 0	0- 0	NEUTRAL	0- 0	0- 0	0- 1				

RPI S	Opponent	Score	RPI S	Opponent	Score	RPI S	Opponent	Score	RPI S	Opponent	Score	Team's RPI: 201
41	A Colorado St.	54 76	41	H Colorado St.	78 80	53	A St. Mary's (CA)	81 91	105	H Hawaii	73 76	
						62	H South Dakota	77 87	107	A Fresno St.	66 64	
						72	H San Francisco	78 82	107	H Fresno St.	54 59	
						84	A Oregon	74 104	154	A Boise St.	69 81	
						94	H New Mexico St.	66 75	154	H Boise St.	75 78	
						97	A Washington St.	80 95	165	A New Mexico	57 71	
									165	H New Mexico	59 58	
									165	N New Mexico	51 65	
									178	A Pacific	69 81	
									211	H UNLV	69 61	
									216	A CSU Bakersfield	88 90	
									234	A Utah St.	86 74	
									234	H Utah St.	83 65	
									238	A San Diego St.	70 87	
									238	H San Diego St.	78 73	
									258	A Wyoming	67 66	
									258	H Wyoming	65 51	
									325	A Nevada	76 63	
									336	H UC Irvine	79 58	
									341	A Air Force	72 49	
									341	H Air Force	81 60	
LAST 12 Division I GAMES:												
165	N New Mexico	51 65	165	H New Mexico	59 58							
154	A Boise St.	69 81	211	H UNLV	69 61							
258	H Wyoming	65 51	107	A Fresno St.	66 64							
234	H Utah St.	83 65	341	A Air Force	72 49							
238	A San Diego St.	70 87	41	H Colorado St.	78 80							
325	A Nevada	76 63	165	A New Mexico	57 71							

Non-Div I Games: Southern Ore. 92 78

San Jose St.

Santa Clara

Through Games Of March 12, 2016

Average RPI Win:	191	WON-LOST	WINNING	LAST 10	STRENGTH OF	OPP. STRENGTH	TEAM	ADJ.	CONF.	ADJ CONF.
Average RPI Loss:	48	RECORD	PCT. RANK	GAMES	SCHEDULE	OF SCHEDULE	RPI	RPI	RPI	RPI
DIV. I ONLY	21- 8	58	7- 3	129	84	64	64	8	8	
DIV. I NON-CONF.	7- 2	57	0- 0	283	46	93	93	9	9	
TOTALS	RPI 1-25	RPI 26-50	W-L RECORDS	RPI 51-100	RPI 101-150	RPI 150+				
21- 8	1- 3	0- 1	OVERALL	4- 3	3- 1	13- 0				
9- 3	0- 1	0- 0	HOME	1- 2	2- 0	6- 0				
10- 4	1- 1	0- 1	AWAY	3- 1	0- 1	6- 0				
2- 1	0- 1	0- 0	NEUTRAL	0- 0	1- 0	1- 0				
7- 2	1- 0	0- 1	NON-CONFERENCE	0- 1	1- 0	5- 0				
3- 0	0- 0	0- 0	HOME	0- 0	1- 0	2- 0				
3- 2	1- 0	0- 1	AWAY	0- 1	0- 0	2- 0				
1- 0	0- 0	0- 0	NEUTRAL	0- 0	0- 0	1- 0				
14- 6	0- 3	0- 0	CONFERENCE	4- 2	2- 1	8- 0				
6- 3	0- 1	0- 0	HOME	1- 2	1- 0	4- 0				
7- 2	0- 1	0- 0	AWAY	3- 0	0- 1	4- 0				
1- 1	0- 1	0- 0	NEUTRAL	0- 0	1- 0	0- 0				

RPI 1-25				RPI 26-50				RPI 51-100 Team's RPI: 64				RPI 101+			
RPI	S	Opponent	Score	RPI	S	Opponent	Score	RPI	S	Opponent	Score	RPI	S	Opponent	Score
9	A	Stanford	61 58	33	A	Washington	55 100	53	A	St. Mary's (CA)	73 67	116	A	Gonzaga	44 53
16	A	BYU	63 70					53	H	St. Mary's (CA)	70 78	116	H	Gonzaga	71 64
16	H	BYU	63 68					56	A	Southern California	46 81	116	N	Gonzaga	59 58
16	N	BYU	67 87					72	A	San Francisco	59 57	139	H	Texas Tech	75 70
								72	H	San Francisco	68 57	178	A	Pacific	66 60
								81	A	San Diego	61 47	178	H	Pacific	76 52
								81	H	San Diego	58 70	190	A	Cal Poly	69 63
												244	A	Loyola Marymount	57 56
												244	H	Loyola Marymount	68 41
												266	A	Pepperdine	62 60
												266	H	Pepperdine	84 50
												267	A	UC Santa Barbara	48 37
												267	H	UC Santa Barbara	66 48
												292	A	Portland	67 45
												292	H	Portland	66 47
												329	N	Evansville	62 44
												341	H	Air Force	68 34
LAST 12 Division I GAMES:															
16	N	BYU	67 87	16	A	BYU	63 70								
116	N	Gonzaga	59 58	81	A	San Diego	61 47								
178	A	Pacific	66 60	72	A	San Francisco	59 57								
53	H	St. Mary's (CA)	70 78	292	H	Portland	66 47								
266	H	Pepperdine	84 50	116	H	Gonzaga	71 64								
244	H	Loyola Marymount	68 41	72	H	San Francisco	68 57								

Non-Div I Games: Hope Int'l 78 54 Simpson (CA) 112 34

Santa Clara

Loss, Non-Conf, S Site, H Home A Away N Neutral

Average RPI Win:	292	WON-LOST	WINNING	LAST 10	STRENGTH OF	OPP. STRENGTH	TEAM	ADJ.	CONF.	ADJ CONF.
Average RPI Loss:	199	RECORD	PCT. RANK	GAMES	SCHEDULE	OF SCHEDULE	RPI	RPI	RPI	RPI
DIV. I ONLY	8- 18	274	4- 6	285	329	297	297	32	32	
DIV. I NON-CONF.	1- 8	320	0- 0	52	98	224	224	30	30	
TOTALS	RPI 1-25	RPI 26-50	W-L RECORDS	RPI 51-100	RPI 101-150	RPI 150+				
8- 18	0- 1	0- 2	OVERALL	0- 2	0- 1	8- 12				
5- 5	0- 0	0- 0	HOME	0- 1	0- 0	5- 4				
3- 12	0- 1	0- 2	AWAY	0- 1	0- 1	3- 7				
0- 1	0- 0	0- 0	NEUTRAL	0- 0	0- 0	0- 1				
1- 8	0- 1	0- 2	NON-CONFERENCE	0- 2	0- 1	1- 2				
0- 2	0- 0	0- 0	HOME	0- 1	0- 0	0- 1				
1- 6	0- 1	0- 2	AWAY	0- 1	0- 1	1- 1				
0- 0	0- 0	0- 0	NEUTRAL	0- 0	0- 0	0- 0				
7- 10	0- 0	0- 0	CONFERENCE	0- 0	0- 0	7- 10				
5- 3	0- 0	0- 0	HOME	0- 0	0- 0	5- 3				
2- 6	0- 0	0- 0	AWAY	0- 0	0- 0	2- 6				
0- 1	0- 0	0- 0	NEUTRAL	0- 0	0- 0	0- 1				

RPI 1-25			RPI 26-50			RPI 51-100			RPI 101+ Team's RPI: 297		
RPI	S	Opponent	Score	RPI	S	Opponent	Score	RPI	S	Opponent	Score
24	A	Mississippi St.	25 92	27	A	Florida	34 99	52	A	Rutgers	26 65
				31	A	Oklahoma St.	48 76	57	H	Auburn	40 62
										Jacksonville	52 65
										N.C. A&T	31 60
										N.C. A&T	59 69
										Hampton	53 65
										Alabama St.	60 49
										Coppin St.	57 55
										Bethune-Cookman	44 50
										Morgan St.	60 66
										UMES	60 42
										Florida A&M	38 59
										Florida A&M	65 46
										South Carolina St.	43 56
										South Carolina St.	62 39
										South Carolina St.	53 61
										Ga. Southern	48 64
										Jacksonville St.	35 50
										Delaware St.	59 67
										Howard	69 64
										Norfolk St.	68 53
										N.C. Central	61 65
										N.C. Central	57 39
LAST 12 Division I GAMES:											

Non-Div I Games: Columbia (SC) 101 34 Allen 72 46

Savannah St.

Loss, Non-Conf, S Site, H Home A Away N Neutral

Average RPI Win:	272	WON-LOST	WINNING	LAST 10	STRENGTH OF	OPP. STRENGTH	TEAM	ADJ.	CONF.	ADJ CONF.
Average RPI Loss:	166	RECORD	PCT. RANK	GAMES	SCHEDULE	OF SCHEDULE	RPI	RPI	RPI	RPI
DIV. I ONLY	8- 21	288	0- 10	197	296	272	272	28	28	
DIV. I NON-CONF.	5- 9	233	0- 0	95	305	174	174	25	25	
TOTALS	RPI 1-25	RPI 26-50	W-L RECORDS	RPI 51-100	RPI 101-150	RPI 150+				
8- 21	0- 0	0- 2	OVERALL	0- 4	0- 2	8- 13				
3- 9	0- 0	0- 0	HOME	0- 2	0- 1	3- 6				
5- 10	0- 0	0- 1	AWAY	0- 2	0- 1	5- 6				
0- 2	0- 0	0- 1	NEUTRAL	0- 0	0- 0	0- 1				
5- 9	0- 0	0- 2	NON-CONFERENCE	0- 2	0- 2	5- 3				
1- 4	0- 0	0- 0	HOME	0- 1	0- 1	1- 2				
4- 4	0- 0	0- 1	AWAY	0- 1	0- 1	4- 1				
0- 1	0- 0	0- 1	NEUTRAL	0- 0	0- 0	0- 0				
3- 12	0- 0	0- 0	CONFERENCE	0- 2	0- 0	3- 10				
2- 5	0- 0	0- 0	HOME	0- 1	0- 0	2- 4				
1- 6	0- 0	0- 0	AWAY	0- 1	0- 0	1- 5				
0- 1	0- 0	0- 0	NEUTRAL	0- 0	0- 0	0- 1				

RPI	S	Opponent	Score	RPI	S	Opponent	Score	RPI	S	Opponent	Score	RPI	S	Opponent	Score	Team's RPI: 272
33	A	Washington	55 96	66	H	UC Riverside	70 92	121	A	Idaho	60 64	135	H	Long Beach St.	57 69	
36	N	Princeton	48 85	84	A	Oregon	62 82	154	H	Boise St.	66 84	162	H	Montana St.	51 80	
				94	A	New Mexico St.	54 69	167	A	Idaho St.	67 83	173	A	Montana	58 44	
				94	H	New Mexico St.	56 66	180	A	UTRGV	74 71	180	H	UTRGV	71 76	
								204	A	Utah Valley	48 79	204	H	Utah Valley	44 61	
								216	A	CSU Bakersfield	68 76	216	H	CSU Bakersfield	52 66	
								216	N	CSU Bakersfield	54 62	232	A	Grand Canyon	53 60	
								232	H	Grand Canyon	54 67	244	A	Loyola Marymount	78 69	
								302	A	CSUN	62 56	303	H	Denver	59 51	
								305	A	UMKC	43 64	305	H	UMKC	69 63	
								321	A	Portland St.	85 64	345	A	Chicago St.	49 57	
								345	H	Chicago St.	59 45					
LAST 12 Division I GAMES:																
216	N	CSU Bakersfield	54 62	305	A	UMKC	43 64									
216	H	CSU Bakersfield	52 66	345	A	Chicago St.	49 57									
204	A	Utah Valley	48 79	232	H	Grand Canyon	54 67									
94	H	New Mexico St.	56 66	204	H	Utah Valley	44 61									
180	H	UTRGV	71 76	180	A	UTRGV	74 71									
232	A	Grand Canyon	53 60	94	A	New Mexico St.	54 69									

Non-Div I Games: Evergreen St. 81 38

Seattle

■ Loss,
 ■ Non-Conf,
 ■ S Site,
 ■ Home
 ■ A Away
 N Neutral

Average RPI Win: 139	WON-LOST	WINNING	LAST 10	STRENGTH OF	OPP. STRENGTH	TEAM	ADJ.	CONF.	ADJ CONF.
Average RPI Loss: 65	RECORD	PCT. RANK	GAMES	SCHEDULE	OF SCHEDULE	RPI	RPI	RPI	RPI
DIV. I ONLY	23- 8	51	6- 4	80	66	39	39	6	6
DIV. I NON-CONF.	10- 1	19	0- 0	46	63	5	5	6	6
TOTALS	RPI 1-25	RPI 26-50	W-L RECORDS	RPI 51-100	RPI 101-150	RPI 150+			
23- 8	0- 0	3- 4	OVERALL	5- 2	5- 2	10- 0			
11- 3	0- 0	1- 2	HOME	3- 0	1- 1	6- 0			
9- 4	0- 0	1- 2	AWAY	0- 2	4- 0	4- 0			
3- 1	0- 0	1- 0	NEUTRAL	2- 0	0- 1	0- 0			
10- 1	0- 0	2- 1	NON-CONFERENCE	2- 0	2- 0	4- 0			
5- 0	0- 0	1- 0	HOME	1- 0	0- 0	3- 0			
3- 1	0- 0	0- 1	AWAY	0- 0	2- 0	1- 0			
2- 0	0- 0	1- 0	NEUTRAL	1- 0	0- 0	0- 0			
13- 7	0- 0	1- 3	CONFERENCE	3- 2	3- 2	6- 0			
6- 3	0- 0	0- 2	HOME	2- 0	1- 1	3- 0			
6- 3	0- 0	1- 1	AWAY	0- 2	2- 0	3- 0			
1- 1	0- 0	0- 0	NEUTRAL	1- 0	0- 1	0- 0			

RPI S	Opponent	Score	RPI S	Opponent	Score	RPI S	Opponent	Score	RPI S	Opponent	Score
29	A DePaul	83 74	29	H DePaul	74 86	52	H Rutgers	77 49	102	A Georgetown	83 75
35	A Georgia	52 70	36	H Princeton	71 64	55	A Villanova	45 55	102	H Georgetown	65 73
42	A St. John's (NY)	69 71	42	H St. John's (NY)	64 72	55	H Villanova	60 50	115	A Creighton	86 82
49	N North Carolina St.	58 55	49	N North Carolina St.	58 55	91	N UNI	57 49	115	H Creighton	77 71
						99	A Marquette	82 89	115	N Creighton	56 77
						99	H Marquette	99 68	118	A Saint Joseph's	66 54
						99	N Marquette	93 86	122	A Liberty	92 56
									156	A UT Arlington	61 54
									163	H Fordham	66 54
									168	A Xavier	72 67
									168	H Xavier	82 66
									183	A Butler	72 67
									183	H Butler	98 77
									237	H Bryant	93 57
									265	A Providence	64 54
									265	H Providence	71 54
									338	H Saint Peter's	81 65
LAST 12 Division I GAMES:											
115	N Creighton	56 77	55	H Villanova	60 50						
99	N Marquette	93 86	102	H Georgetown	65 73						
265	H Providence	71 54	42	H St. John's (NY)	64 72						
115	H Creighton	77 71	99	A Marquette	82 89						
168	A Xavier	72 67	29	A DePaul	83 74						
183	A Butler	72 67	183	H Butler	98 77						

Non-Div I Games:

Seton Hall

Average RPI Win:	264	WON-LOST	WINNING	LAST 10	STRENGTH OF	OPP. STRENGTH	TEAM	ADJ.	CONF.	ADJ CONF.
Average RPI Loss:	165	RECORD	PCT. RANK	GAMES	SCHEDULE	OF SCHEDULE	RPI	RPI	RPI	RPI
DIV. I ONLY	14- 18	207	2- 8	236	266	230	230	23	23	
DIV. I NON-CONF.	3- 7	248	0- 0	144	311	212	212	22	22	
TOTALS	RPI 1-25	RPI 26-50	W-L RECORDS	RPI 51-100	RPI 101-150	RPI 150+				
14- 18	0- 0	0- 2	OVERALL	0- 2	0- 4	14- 10				
7- 7	0- 0	0- 1	HOME	0- 1	0- 2	7- 3				
6- 10	0- 0	0- 1	AWAY	0- 1	0- 2	6- 6				
1- 1	0- 0	0- 0	NEUTRAL	0- 0	0- 0	1- 1				
3- 7	0- 0	0- 2	NON-CONFERENCE	0- 0	0- 1	3- 4				
0- 2	0- 0	0- 1	HOME	0- 0	0- 0	0- 1				
2- 4	0- 0	0- 1	AWAY	0- 0	0- 1	2- 2				
1- 1	0- 0	0- 0	NEUTRAL	0- 0	0- 0	1- 1				
11- 11	0- 0	0- 0	CONFERENCE	0- 2	0- 3	11- 6				
7- 5	0- 0	0- 0	HOME	0- 1	0- 2	7- 2				
4- 6	0- 0	0- 0	AWAY	0- 1	0- 1	4- 4				
0- 0	0- 0	0- 0	NEUTRAL	0- 0	0- 0	0- 0				

RPI	S	Opponent	Score	RPI	S	Opponent	Score	RPI	S	Opponent	Score	RPI	S	Opponent	Score	Team's RPI: 230
34	A	St. Bonaventure	40 57	85	A	Quinnipiac	52 94	103	A	Iona	51 63					
44	H	Albany (NY)	42 61	85	H	Quinnipiac	59 69	103	H	Iona	47 64					
								103	H	Iona	51 64					
								138	A	Southern Ill.	54 73					
								151	H	Northeastern	67 70					
								161	A	Marist	37 66					
								161	H	Marist	60 56					
								199	A	Fairfield	55 67					
								199	H	Fairfield	51 71					
								220	N	Alabama St.	53 57					
								227	A	Canisius	58 52					
								227	H	Canisius	61 57					
								235	A	New Hampshire	57 53					
								236	A	Navy	58 59					
								245	A	Monmouth	69 63					
								245	H	Monmouth	64 54					
								248	A	Manhattan	49 56					
								248	H	Manhattan	60 59					
								257	N	Morgan St.	69 46					
								284	A	Rider	58 70					
								284	H	Rider	79 76					
								284	H	Rider	66 45					
								291	A	Niagara	59 51					
								291	H	Niagara	45 54					
								294	A	Colgate	50 52					
								313	A	Fairleigh Dickinson	81 65					
LAST 12 Division I GAMES:																
103	H	Iona	47 64	248	A	Manhattan	49 56									
284	H	Rider	79 76	103	H	Iona	51 64									
291	H	Niagara	45 54	199	A	Fairfield	55 67									
161	H	Marist	60 56	85	H	Quinnipiac	59 69									
103	A	Iona	51 63	338	A	Saint Peter's	64 55									
199	H	Fairfield	51 71	161	A	Marist	37 66									

Non-Div I Games:

Siena

■ Loss,
 ■ Non-Conf,
 ■ S Site,
 ■ Home
 ■ Away
 N Neutral

S
i
e
n
a

RPI S Siena Score

Through Games Of March 12, 2016

RPI	S	Opponent	Score	
338	A	Saint Peter's	64	55
338	H	Saint Peter's	59	58

S
i
e
n
a

Siena

Average RPI Win:	219	WON-LOST	WINNING	LAST 10	STRENGTH OF	OPP. STRENGTH	TEAM	ADJ.	CONF.	ADJ CONF.
Average RPI Loss:	154	RECORD	PCT. RANK	GAMES	SCHEDULE	OF SCHEDULE	RPI	RPI	RPI	RPI
DIV. I ONLY	13- 15	192	6- 4	180	204	193	193	15	15	
DIV. I NON-CONF.	2- 5	253	0- 0	158	233	219	219	14	14	
TOTALS	RPI 1-25	RPI 26-50	W-L RECORDS	RPI 51-100	RPI 101-150	RPI 150+				
13- 15	0- 0	0- 3	OVERALL	0- 0	3- 5	10- 7				
6- 7	0- 0	0- 2	HOME	0- 0	2- 1	4- 4				
7- 7	0- 0	0- 1	AWAY	0- 0	1- 2	6- 3				
0- 1	0- 0	0- 0	NEUTRAL	0- 0	0- 1	0- 0				
2- 5	0- 0	0- 1	NON-CONFERENCE	0- 0	0- 1	2- 3				
0- 3	0- 0	0- 1	HOME	0- 0	0- 0	0- 2				
2- 2	0- 0	0- 0	AWAY	0- 0	0- 1	2- 1				
0- 0	0- 0	0- 0	NEUTRAL	0- 0	0- 0	0- 0				
11- 10	0- 0	0- 2	CONFERENCE	0- 0	3- 4	8- 4				
6- 4	0- 0	0- 1	HOME	0- 0	2- 1	4- 2				
5- 5	0- 0	0- 1	AWAY	0- 0	1- 2	4- 2				
0- 1	0- 0	0- 0	NEUTRAL	0- 0	0- 1	0- 0				

RPI S	Opponent	Score	RPI S	Opponent	Score	RPI S	Opponent	Score	RPI S	Opponent	Score	Team's RPI: 193
27	H Florida	60 72	43	A Arkansas St.	51 58	104	A Little Rock	43 74	104	H Little Rock	34 47	
43	H Arkansas St.	53 66				119	A Troy	75 71	119	H Troy	65 63	
						119	N Troy	49 62	136	A La.-Lafayette	50 69	
						136	H La.-Lafayette	68 59	147	A Southern U.	45 50	
						155	H UAB	39 53	156	A UT Arlington	49 53	
						156	H UT Arlington	59 55	188	A Southern Miss.	51 71	
						220	A Alabama St.	47 43	232	A Grand Canyon	59 56	
						246	A Texas St.	70 56	246	H Texas St.	71 73	
						259	A Appalachian St.	68 54	259	H Appalachian St.	71 55	
						270	A La.-Monroe	63 57	270	H La.-Monroe	54 67	
						271	A Georgia St.	60 52	271	H Georgia St.	83 45	
						275	H UCF	36 77	295	A Ga. Southern	43 57	
						295	H Ga. Southern	48 45				
LAST 12 Division I GAMES:												
119	N Troy	49 62	119	H Troy	65 63							
246	A Texas St.	70 56	295	H Ga. Southern	48 45							
156	A UT Arlington	49 53	271	H Georgia St.	83 45							
136	H La.-Lafayette	68 59	104	A Little Rock	43 74							
270	H La.-Monroe	54 67	43	A Arkansas St.	51 58							
259	A Appalachian St.	68 54	259	H Appalachian St.	71 55							

Non-Div I Games: Spring Hill 64 49 William Carey 66 30

South Ala.

Loss, Non-Conf, S Site, H Home A Away N Neutral

South Carolina

Through Games Of March 12, 2016

Average RPI Win:	95	WON-LOST	WINNING	LAST 10	STRENGTH OF	OPP. STRENGTH	TEAM	ADJ.	CONF.	ADJ CONF.
Average RPI Loss:	3	RECORD	PCT. RANK	GAMES	SCHEDULE	OF SCHEDULE	RPI	RPI	RPI	RPI
DIV. I ONLY	31- 1	3	9- 1	9	4	4	4	2	2	
DIV. I NON-CONF.	12- 1	9	0- 1	88	9	13	13	2	2	
TOTALS	RPI 1-25	RPI 26-50	W-L RECORDS	RPI 51-100	RPI 101-150	RPI 150+				
31- 1	10- 1	5- 0	OVERALL	4- 0	4- 0	8- 0				
14- 1	3- 1	4- 0	HOME	1- 0	2- 0	4- 0				
11- 0	4- 0	1- 0	AWAY	2- 0	1- 0	3- 0				
6- 0	3- 0	0- 0	NEUTRAL	1- 0	1- 0	1- 0				
12- 1	3- 1	1- 0	NON-CONFERENCE	1- 0	2- 0	5- 0				
6- 1	1- 1	1- 0	HOME	1- 0	0- 0	3- 0				
3- 0	1- 0	0- 0	AWAY	0- 0	1- 0	1- 0				
3- 0	1- 0	0- 0	NEUTRAL	0- 0	1- 0	1- 0				
19- 0	7- 0	4- 0	CONFERENCE	3- 0	2- 0	3- 0				
8- 0	2- 0	3- 0	HOME	0- 0	2- 0	1- 0				
8- 0	3- 0	1- 0	AWAY	2- 0	0- 0	2- 0				
3- 0	2- 0	0- 0	NEUTRAL	1- 0	0- 0	0- 0				

RPI 1-25				Team's RPI: 4	RPI 26-50				RPI 51-100				RPI 101+						
RPI	S	Opponent	Score		RPI	S	Opponent	Score		RPI	S	Opponent	Score		RPI	S	Opponent	Score	
3	H	UConn	54	66	27	H	Florida	86	71	57	A	Auburn	74	58	105	A	Hawaii	67	51
6	H	Ohio St.	88	80	28	A	Tennessee	62	56	57	N	Auburn	57	48	125	H	LSU	75	39
10	A	UCLA	68	65	35	H	Georgia	61	51	73	A	Vanderbilt	71	61	141	H	Arkansas	85	32
11	N	Arizona St.	60	58	45	H	Missouri	83	58	92	H	Elon	78	63	148	N	East Carolina	88	57
12	A	Kentucky	73	62	47	H	Duke	66	55						160	A	Alabama	66	46
12	H	Kentucky	78	68											176	A	Ole Miss	66	45
12	N	Kentucky	93	63											176	H	Ole Miss	81	62
19	A	Texas A&M	70	63											207	H	Hampton	86	48
19	H	Texas A&M	59	58											216	N	CSU Bakersfield	90	71
24	A	Mississippi St.	57	51											252	A	Clemson	67	41
24	N	Mississippi St.	66	52											312	H	UNCG	92	44
															328	H	Winthrop	86	37
LAST 12 Division I GAMES:																			
		24	N	Mississippi St.	66	52			35	H	Georgia	61	51						
		12	N	Kentucky	93	63			28	A	Tennessee	62	56						
		57	N	Auburn	57	48			27	H	Florida	86	71						
		125	H	LSU	75	39			3	H	UConn	54	66						
		176	A	Ole Miss	66	45			12	H	Kentucky	78	68						
		160	A	Alabama	66	46			19	A	Texas A&M	70	63						

Non-Div I Games:

South Carolina

Loss, Non-Conf, S Site, H Home A Away N Neutral

Average RPI Win:	304	WON-LOST	WINNING	LAST 10	STRENGTH OF	OPP. STRENGTH	TEAM	ADJ.	CONF.	ADJ CONF.
Average RPI Loss:	226	RECORD	PCT. RANK	GAMES	SCHEDULE	OF SCHEDULE	RPI	RPI	RPI	RPI
DIV. I ONLY	11- 16	228	5- 5	343	340	293	293	32	32	
DIV. I NON-CONF.	2- 6	272	0- 0	299	254	286	286	30	30	
TOTALS	RPI 1-25	RPI 26-50	W-L RECORDS	RPI 51-100	RPI 101-150	RPI 150+				
11- 16	0- 0	0- 0	OVERALL	0- 1	0- 1	11- 14				
5- 4	0- 0	0- 0	HOME	0- 0	0- 0	5- 4				
4- 10	0- 0	0- 0	AWAY	0- 0	0- 1	4- 9				
2- 2	0- 0	0- 0	NEUTRAL	0- 1	0- 0	2- 1				
2- 6	0- 0	0- 0	NON-CONFERENCE	0- 1	0- 1	2- 4				
1- 0	0- 0	0- 0	HOME	0- 0	0- 0	1- 0				
1- 5	0- 0	0- 0	AWAY	0- 0	0- 1	1- 4				
0- 1	0- 0	0- 0	NEUTRAL	0- 1	0- 0	0- 0				
9- 10	0- 0	0- 0	CONFERENCE	0- 0	0- 0	9- 10				
4- 4	0- 0	0- 0	HOME	0- 0	0- 0	4- 4				
3- 5	0- 0	0- 0	AWAY	0- 0	0- 0	3- 5				
2- 1	0- 0	0- 0	NEUTRAL	0- 0	0- 0	2- 1				

RPI S	Opponent	Score	RPI S	Opponent	Score	RPI S	Opponent	Score	RPI S	Opponent	Score	Team's RPI: 293
						90 N	Central Ark.	38 51	145 A	Jacksonville	47 79	
									155 A	UAB	38 71	
									189 A	Davidson	51 63	
									195 H	N.C. A&T	54 57	
									207 A	Hampton	50 63	
									218 A	Furman	46 59	
									231 H	Coppin St.	67 63	
									231 N	Coppin St.	62 81	
									250 A	Bethune-Cookman	50 65	
									250 H	Bethune-Cookman	46 64	
									250 N	Bethune-Cookman	56 48	
									252 A	Clemson	54 63	
									257 H	Morgan St.	56 62	
									280 A	UMES	55 61	
									280 H	UMES	56 63	
									290 A	Florida A&M	68 62	
									297 A	Savannah St.	39 62	
									297 H	Savannah St.	56 43	
									297 N	Savannah St.	61 53	
									306 H	Wofford	60 47	
									324 A	Delaware St.	61 79	
									324 H	Delaware St.	61 48	
									326 A	North Florida	53 48	
									327 A	Howard	65 63	
									347 A	Norfolk St.	60 52	
									348 H	N.C. Central	58 51	
LAST 12 Division I GAMES:												
			231 N	Coppin St.	62 81		280 A	UMES	55 61			
			250 N	Bethune-Cookman	56 48		297 H	Savannah St.	56 43			
			297 N	Savannah St.	61 53		257 H	Morgan St.	56 62			
			250 H	Bethune-Cookman	46 64		231 H	Coppin St.	67 63			
			297 A	Savannah St.	39 62		324 A	Delaware St.	61 79			
			327 A	Howard	65 63		207 A	Hampton	50 63			

Non-Div I Games: Morris 90 39 Southern Wesleyan 75 52

South Carolina St.

Loss, Non-Conf, S Site, H Home A Away N Neutral

Average RPI Win:	210	WON-LOST	WINNING	LAST 10	STRENGTH OF	OPP. STRENGTH	TEAM	ADJ.	CONF.	ADJ CONF.
Average RPI Loss:	75	RECORD	PCT. RANK	GAMES	SCHEDULE	OF SCHEDULE	RPI	RPI	RPI	RPI
DIV. I ONLY	25- 6	24	9- 1	218	129	62	62	18	18	
DIV. I NON-CONF.	8- 4	99	0- 0	184	15	89	89	19	19	
TOTALS	RPI 1-25	RPI 26-50	W-L RECORDS	RPI 51-100	RPI 101-150	RPI 150+				
25- 6	0- 0	2- 3	OVERALL	2- 2	5- 1	16- 0				
11- 1	0- 0	1- 1	HOME	1- 0	3- 0	6- 0				
11- 4	0- 0	1- 1	AWAY	1- 2	1- 1	8- 0				
3- 1	0- 0	0- 1	NEUTRAL	0- 0	1- 0	2- 0				
8- 4	0- 0	0- 2	NON-CONFERENCE	2- 2	1- 0	5- 0				
3- 1	0- 0	0- 1	HOME	1- 0	1- 0	1- 0				
4- 3	0- 0	0- 1	AWAY	1- 2	0- 0	3- 0				
1- 0	0- 0	0- 0	NEUTRAL	0- 0	0- 0	1- 0				
17- 2	0- 0	2- 1	CONFERENCE	0- 0	4- 1	11- 0				
8- 0	0- 0	1- 0	HOME	0- 0	2- 0	5- 0				
7- 1	0- 0	1- 0	AWAY	0- 0	1- 1	5- 0				
2- 1	0- 0	0- 1	NEUTRAL	0- 0	1- 0	1- 0				

[illegible]

Non-Div I Games:	Dakota Wesleyan	94	54
------------------	-----------------	----	----

South Dakota

Loss, Non-Conf, S Site, H Home A Away N Neutral

Average RPI Win:	209	WON-LOST	WINNING	LAST 10	STRENGTH OF	OPP. STRENGTH	TEAM	ADJ.	CONF.	ADJ CONF.
Average RPI Loss:	48	RECORD	PCT. RANK	GAMES	SCHEDULE	OF SCHEDULE	RPI	RPI	RPI	RPI
DIV. I ONLY	26- 6	22	8- 2	141	138	50	50	18	18	
DIV. I NON-CONF.	10- 3	61	0- 0	40	13	28	28	19	19	
TOTALS	RPI 1-25	RPI 26-50	W-L RECORDS	RPI 51-100	RPI 101-150	RPI 150+				
26- 6	0- 3	1- 0	OVERALL	2- 2	7- 1	16- 0				
13- 2	0- 1	1- 0	HOME	1- 1	3- 0	8- 0				
8- 3	0- 1	0- 0	AWAY	0- 1	2- 1	6- 0				
5- 1	0- 1	0- 0	NEUTRAL	1- 0	2- 0	2- 0				
10- 3	0- 3	1- 0	NON-CONFERENCE	1- 0	4- 0	4- 0				
6- 1	0- 1	1- 0	HOME	1- 0	1- 0	3- 0				
2- 1	0- 1	0- 0	AWAY	0- 0	1- 0	1- 0				
2- 1	0- 1	0- 0	NEUTRAL	0- 0	2- 0	0- 0				
16- 3	0- 0	0- 0	CONFERENCE	1- 2	3- 1	12- 0				
7- 1	0- 0	0- 0	HOME	0- 1	2- 0	5- 0				
6- 2	0- 0	0- 0	AWAY	0- 1	1- 1	5- 0				
3- 0	0- 0	0- 0	NEUTRAL	1- 0	0- 0	2- 0				

RPI 1-25				RPI 26-50				Team's RPI: 50				RPI 51-100				RPI 101+			
RPI	S	Opponent	Score	RPI	S	Opponent	Score	RPI	S	Opponent	Score	RPI	S	Opponent	Score	RPI	S	Opponent	Score
1	H	Notre Dame	64 75	29	H	DePaul	88 79	62	A	South Dakota	75 80	115	A	Creighton	53 51				
8	N	Maryland	55 62					62	H	South Dakota	58 63	129	N	Old Dominion	71 39				
21	A	Green Bay	57 58					62	N	South Dakota	61 55	131	A	IUPUI	60 63				
								91	H	UNI	89 86	131	H	IUPUI	68 66				
												132	N	Pittsburgh	55 54				
												141	H	Arkansas	76 69				
												142	A	Oral Roberts	68 50				
												142	H	Oral Roberts	60 48				
												161	H	Marist	77 68				
												184	H	Northern Colo.	66 62				
												241	A	Omaha	65 47				
												241	H	Omaha	68 58				
												241	N	Omaha	76 60				
												242	A	Western Ill.	66 65				
												242	H	Western Ill.	85 63				
												256	A	Bowling Green	58 45				
												303	A	Denver	76 39				
												303	H	Denver	80 52				
												315	A	IPFW	61 42				
												315	H	IPFW	92 64				
												315	N	IPFW	80 60				
												321	H	Portland St.	74 65				
												323	A	North Dakota St.	81 63				
												323	H	North Dakota St.	81 47				
LAST 12 Division I GAMES:																			
		62	N	South Dakota	61	55				303	H	Denver	80	52					
		241	N	Omaha	76	60				315	H	IPFW	92	64					
		315	N	IPFW	80	60				142	H	Oral Roberts	60	48					
		242	A	Western Ill.	66	65				323	H	North Dakota St.	81	47					
		131	A	IUPUI	60	63				241	A	Omaha	65	47					
		62	A	South Dakota	75	80				142	A	Oral Roberts	68	50					

Non-Div I Games:

South Dakota St.

■ Loss,
■ Non-Conf, S Site,
■ Home
■ Away
N Neutral

Team RPI:				Through Games Of March 11, 2010						
Average RPI Win:	153	WON-LOST	WINNING	LAST 10	STRENGTH OF	OPP. STRENGTH	TEAM	ADJ.	CONF.	ADJ CONF.
Average RPI Loss:	30	RECORD	PCT. RANK	GAMES	SCHEDULE	OF SCHEDULE	RPI	RPI	RPI	RPI
DIV. I ONLY	23- 9	59	7- 3	24	65	20	20	9	9	
DIV. I NON-CONF.	7- 4	110	0- 1	6	6	20	20	7	7	
<hr/>										
TOTALS	RPI 1-25	RPI 26-50		W-L RECORDS		RPI 51-100	RPI 101-150	RPI 150+		
23- 9	0- 6	2- 1		OVERALL		6- 1	5- 1	10- 0		
15- 1	0- 1	2- 0		HOME		4- 0	4- 0	5- 0		
6- 6	0- 1	0- 0		AWAY		1- 1	1- 0	4- 0		
2- 2	0- 2	0- 0		NEUTRAL		1- 0	0- 0	1- 0		
7- 4	0- 3	2- 1		NON-CONFERENCE		2- 0	2- 0	1- 0		
7- 0	0- 0	2- 0		HOME		2- 0	2- 0	1- 0		
0- 3	0- 2	0- 1		AWAY		0- 0	0- 0	0- 0		
0- 1	0- 1	0- 0		NEUTRAL		0- 0	0- 0	0- 0		
16- 5	0- 3	0- 0		CONFERENCE		4- 1	3- 1	9- 0		
8- 1	0- 1	0- 0		HOME		2- 0	2- 0	4- 0		
6- 3	0- 1	0- 0		AWAY		1- 1	1- 1	4- 0		
2- 1	0- 1	0- 0		NEUTRAL		1- 0	0- 0	1- 0		

RPI	S	Opponent	Score	RPI	S	Opponent	Score	RPI	S	Opponent	Score	RPI	S	Opponent	Score
2	A	Baylor	63 66	31	H	Oklahoma St.	68 46	70	A	Temple	66 68	113	A	Memphis	87 88
3	A	UConn	59 79	40	H	Chattanooga	61 33	70	H	Temple	76 62	113	H	Memphis	97 82
3	H	UConn	59 75	42	A	St. John's (NY)	70 74	70	N	Temple	64 46	137	H	Penn St.	101 79
3	N	UConn	51 77					74	A	Tulane	71 67	145	H	Jacksonville	74 52
14	A	Louisville	50 67					74	H	Tulane	77 65	148	A	East Carolina	61 59
24	N	Mississippi St.	58 68					79	H	Drexel	73 58	148	H	East Carolina	75 54
								96	H	Harvard	86 59	183	H	Butler	87 77
												194	A	Tulsa	72 66
												197	A	SMU	66 48
												197	H	SMU	83 56
												197	N	SMU	73 60
												243	A	Cincinnati	78 51
												243	H	Cincinnati	82 49
												275	A	UCF	88 49
												275	H	UCF	108 63
												285	H	Houston	73 49
LAST 12 Division I GAMES:															
		3 N UConn	51 77			113 H Memphis	97 82								
		70 N Temple	64 46			14 A Louisville	50 67								
		197 N SMU	73 60			243 A Cincinnati	78 51								
		3 A UConn	59 79			74 H Tulane	77 65								
		70 H Temple	76 62			70 A Temple	66 68								
		194 A Tulsa	72 66			243 H Cincinnati	82 49								

Non-Div I Games:

South Fla.

Average RPI Win:	278	WON-LOST	WINNING	LAST 10	STRENGTH OF	OPP. STRENGTH	TEAM	ADJ.	CONF.	ADJ CONF.
Average RPI Loss:	151	RECORD	PCT. RANK	GAMES	SCHEDULE	OF SCHEDULE	RPI	RPI	RPI	RPI
DIV. I ONLY	13- 15	192	3- 7	277	290	233	233	24	24	
DIV. I NON-CONF.	5- 6	180	0- 0	169	327	172	172	24	24	
TOTALS	RPI 1-25	RPI 26-50	W-L RECORDS	RPI 51-100	RPI 101-150	RPI 150+				
13- 15	0- 0	0- 1	OVERALL	1- 3	0- 6	12- 5				
7- 4	0- 0	0- 0	HOME	1- 1	0- 3	6- 0				
6- 8	0- 0	0- 1	AWAY	0- 1	0- 2	6- 4				
0- 3	0- 0	0- 0	NEUTRAL	0- 1	0- 1	0- 1				
5- 6	0- 0	0- 1	NON-CONFERENCE	0- 3	0- 1	5- 1				
1- 2	0- 0	0- 0	HOME	0- 1	0- 1	1- 0				
4- 2	0- 0	0- 1	AWAY	0- 1	0- 0	4- 0				
0- 2	0- 0	0- 0	NEUTRAL	0- 1	0- 0	0- 1				
8- 9	0- 0	0- 0	CONFERENCE	1- 0	0- 5	7- 4				
6- 2	0- 0	0- 0	HOME	1- 0	0- 2	5- 0				
2- 6	0- 0	0- 0	AWAY	0- 0	0- 2	2- 4				
0- 1	0- 0	0- 0	NEUTRAL	0- 0	0- 1	0- 0				

RPI S	Opponent	Score	RPI S	Opponent	Score	RPI S	Opponent	Score	RPI S	Opponent	Score	Team's RPI: 233
			45 A	Missouri	32 74	54 A	Saint Louis	52 67	108 A	UT Martin	65 95	
						66 N	UC Riverside	67 85	108 H	UT Martin	74 84	
						77 H	Belmont	81 74	138 H	Southern Ill.	72 87	
						90 H	Central Ark.	54 63	149 A	SIUE	73 80	
									149 H	SIUE	75 89	
									149 N	SIUE	76 80	
									167 N	Idaho St.	64 65	
									177 A	Eastern Ky.	55 56	
									242 A	Western Ill.	89 84	
									255 H	Tennessee St.	75 65	
									261 A	Murray St.	61 80	
									261 H	Murray St.	96 59	
									269 A	Austin Peay	71 74	
									269 H	Austin Peay	71 69	
									279 A	Tennessee Tech	60 57	
									298 H	Jacksonville St.	61 47	
									301 A	Wichita St.	66 62	
									305 H	UMKC	78 65	
									307 A	Morehead St.	89 79	
									334 A	Lipscomb	84 69	
									340 A	Eastern Ill.	59 64	
									340 H	Eastern Ill.	82 52	
									346 A	Alabama A&M	69 58	
LAST 12 Division I GAMES:												
			149 N	SIUE	76 80	340 A	Eastern Ill.	59 64				
			269 A	Austin Peay	71 74	261 H	Murray St.	96 59				
			149 H	SIUE	75 89	269 H	Austin Peay	71 69				
			340 H	Eastern Ill.	82 52	108 H	UT Martin	74 84				
			261 A	Murray St.	61 80	149 A	SIUE	73 80				
			108 A	UT Martin	65 95	279 A	Tennessee Tech	60 57				

Non-Div I Games: Harris-Stowe 78 66 William Woods 94 58

Southeast Mo. St.

Loss, Non-Conf, S Site, H Home A Away N Neutral

Average RPI Win:	273	WON-LOST	WINNING	LAST 10	STRENGTH OF	OPP. STRENGTH	TEAM	ADJ.	CONF.	ADJ CONF.
Average RPI Loss:	175	RECORD	PCT. RANK	GAMES	SCHEDULE	OF SCHEDULE	RPI	RPI	RPI	RPI
DIV. I ONLY	4- 25	329	1- 9	161	269	317	317	27	27	
DIV. I NON-CONF.	1- 10	330	0- 0	130	160	278	278	26	26	
TOTALS	RPI 1-25	RPI 26-50	W-L RECORDS	RPI 51-100	RPI 101-150	RPI 150+				
4- 25	0- 1	0- 0	OVERALL	0- 7	0- 7	4- 10				
3- 10	0- 0	0- 0	HOME	0- 3	0- 3	3- 4				
1- 15	0- 1	0- 0	AWAY	0- 4	0- 4	1- 6				
0- 0	0- 0	0- 0	NEUTRAL	0- 0	0- 0	0- 0				
1- 10	0- 1	0- 0	NON-CONFERENCE	0- 3	0- 3	1- 3				
0- 4	0- 0	0- 0	HOME	0- 1	0- 1	0- 2				
1- 6	0- 1	0- 0	AWAY	0- 2	0- 2	1- 1				
0- 0	0- 0	0- 0	NEUTRAL	0- 0	0- 0	0- 0				
3- 15	0- 0	0- 0	CONFERENCE	0- 4	0- 4	3- 7				
3- 6	0- 0	0- 0	HOME	0- 2	0- 2	3- 2				
0- 9	0- 0	0- 0	AWAY	0- 2	0- 2	0- 5				
0- 0	0- 0	0- 0	NEUTRAL	0- 0	0- 0	0- 0				

RPI 1-25			RPI 26-50			RPI 51-100			RPI 101+ Team's RPI: 317		
RPI	S	Opponent	Score	RPI	S	Opponent	Score	RPI	S	Opponent	Score
24	A	Mississippi St.	41 81					57	H	Auburn	68 80
								71	A	Georgia Tech	49 102
								76	A	Abilene Christian	70 72
								76	H	Abilene Christian	72 88
								90	A	Central Ark.	58 80
								90	H	Central Ark.	60 64
								100	A	Wright St.	72 106
								119	H	Troy	90 100
								133	A	Northwestern St.	62 82
								133	H	Northwestern St.	58 73
								139	A	Texas Tech	51 113
								141	A	Arkansas	53 97
								144	A	McNeese St.	79 96
								144	H	McNeese St.	74 83
								168	A	Xavier	27 67
								206	A	Sam Houston St.	56 80
								210	H	SFA	65 56
								260	A	Houston Baptist	56 64
								270	H	La.-Monroe	84 88
								282	H	Lamar	73 66
								290	A	Florida A&M	62 57
								308	H	Jackson St.	72 79
								310	A	Nicholls St.	52 70
								310	H	Nicholls St.	78 68
								311	A	A&M-Corpus Christi	67 69
								331	H	Incarinate Word	66 70
								332	A	New Orleans	55 57
								332	H	New Orleans	51 62
LAST 12 Division I GAMES:											
310	A	Nicholls St.	52 70	310	H	Nicholls St.	78 68				
332	A	New Orleans	55 57	144	H	McNeese St.	74 83				
90	H	Central Ark.	60 64	76	H	Abilene Christian	72 88				
133	H	Northwestern St.	58 73	90	A	Central Ark.	58 80				
76	A	Abilene Christian	70 72	133	A	Northwestern St.	62 82				
332	H	New Orleans	51 62	144	A	McNeese St.	79 96				

Non-Div I Games:

Southeastern La.

■ Loss,
 ■ Non-Conf, S Site,
 ■ Home
 ■ Away
 N Neutral

Southern California

Through Games Of March 12, 2016

Average RPI Win:	137	WON-LOST	WINNING	LAST 10	STRENGTH OF	OPP. STRENGTH	TEAM	ADJ.	CONF.	ADJ CONF.
Average RPI Loss:	49	RECORD	PCT. RANK	GAMES	SCHEDULE	OF SCHEDULE	RPI	RPI	RPI	RPI
DIV. I ONLY	18- 13	127	3- 7	10	55	56	56	1	1	
DIV. I NON-CONF.	11- 0	1	0- 0	53	323	7	7	1	1	
TOTALS	RPI 1-25	RPI 26-50	W-L RECORDS	RPI 51-100	RPI 101-150	RPI 150+				
18- 13	2- 7	1- 2	OVERALL	6- 2	4- 1	5- 1				
11- 5	1- 3	1- 1	HOME	4- 0	1- 1	4- 0				
3- 7	0- 3	0- 1	AWAY	1- 2	2- 0	0- 1				
4- 1	1- 1	0- 0	NEUTRAL	1- 0	1- 0	1- 0				
11- 0	1- 0	1- 0	NON-CONFERENCE	1- 0	3- 0	5- 0				
7- 0	0- 0	1- 0	HOME	1- 0	1- 0	4- 0				
1- 0	0- 0	0- 0	AWAY	0- 0	1- 0	0- 0				
3- 0	1- 0	0- 0	NEUTRAL	0- 0	1- 0	1- 0				
7- 13	1- 7	0- 2	CONFERENCE	5- 2	1- 1	0- 1				
4- 5	1- 3	0- 1	HOME	3- 0	0- 1	0- 0				
2- 7	0- 3	0- 1	AWAY	1- 2	1- 0	0- 1				
1- 1	0- 1	0- 0	NEUTRAL	1- 0	0- 0	0- 0				

RPI 1-25				RPI 26-50				RPI 51-100				Team's RPI: 56				RPI 101+			
RPI	S	Opponent	Score	RPI	S	Opponent	Score	RPI	S	Opponent	Score	RPI	S	Opponent	Score	RPI	S	Opponent	Score
5	A	Oregon St.	52 76	33	A	Washington	60 69	64	H	Santa Clara	81 46	103	N	Iona	76 56				
5	H	Oregon St.	49 57	33	H	Washington	53 61	83	H	California	61 47	116	A	Gonzaga	60 56				
5	N	Oregon St.	53 63	44	H	Albany (NY)	68 67	84	A	Oregon	60 69	127	A	Arizona	67 57				
9	H	Stanford	47 57					84	H	Oregon	74 67	127	H	Arizona	56 63				
10	A	UCLA	73 78					88	A	Utah	70 59	135	H	Long Beach St.	69 43				
10	H	UCLA	71 68					97	A	Washington St.	61 73	202	A	Colorado	63 66				
11	A	Arizona St.	68 69					97	H	Washington St.	64 62	211	H	UNLV	73 42				
11	H	Arizona St.	45 50					97	N	Washington St.	77 73	232	N	Grand Canyon	75 44				
22	N	West Virginia	78 67									290	H	Florida A&M	88 45				
												333	H	Southern Utah	71 32				
												336	H	UC Irvine	75 56				
LAST 12 Division I GAMES:																			
				5	N	Oregon St.	53 63	97	H	Washington St.	64 62								
				97	N	Washington St.	77 73	33	H	Washington	53 61								
				127	H	Arizona	56 63	11	A	Arizona St.	68 69								
				11	H	Arizona St.	45 50	127	A	Arizona	67 57								
				84	A	Oregon	60 69	202	A	Colorado	63 66								
				5	A	Oregon St.	52 76	88	A	Utah	70 59								

Non-Div I Games: Hope Int'l 92 43

Southern California

Loss, Non-Conf, S Site, H Home A Away N Neutral

Average RPI Win: 233	WON-LOST	WINNING	LAST 10	STRENGTH OF	OPP. STRENGTH	TEAM	ADJ.	CONF.	ADJ CONF.
Average RPI Loss: 133	RECORD	PCT. RANK	GAMES	SCHEDULE	OF SCHEDULE	RPI	RPI	RPI	RPI
DIV. I ONLY	20- 12	100	7- 3	201	225	138	138	21	21
DIV. I NON-CONF.	7- 5	135	0- 0	131	242	120	120	17	17
TOTALS	RPI 1-25	RPI 26-50	W-L RECORDS	RPI 51-100	RPI 101-150	RPI 150+			
20- 12	0- 0	0- 1	OVERALL	2- 3	3- 4	15- 4			
10- 5	0- 0	0- 0	HOME	1- 1	1- 3	8- 1			
9- 6	0- 0	0- 1	AWAY	1- 1	2- 1	6- 3			
1- 1	0- 0	0- 0	NEUTRAL	0- 1	0- 0	1- 0			
7- 5	0- 0	0- 1	NON-CONFERENCE	0- 0	2- 3	5- 1			
4- 2	0- 0	0- 0	HOME	0- 0	1- 2	3- 0			
3- 3	0- 0	0- 1	AWAY	0- 0	1- 1	2- 1			
0- 0	0- 0	0- 0	NEUTRAL	0- 0	0- 0	0- 0			
13- 7	0- 0	0- 0	CONFERENCE	2- 3	1- 1	10- 3			
6- 3	0- 0	0- 0	HOME	1- 1	0- 1	5- 1			
6- 3	0- 0	0- 0	AWAY	1- 1	1- 0	4- 2			
1- 1	0- 0	0- 0	NEUTRAL	0- 1	0- 0	1- 0			

RPI 1-25			RPI 26-50			RPI 51-100			RPI 101+			Team's RPI: 138			
RPI	S	Opponent	Score	RPI	S	Opponent	Score	RPI	S	Opponent	Score				
				29	A	DePaul	61 105	87	A	Missouri St.	77 82	108	H	UT Martin	63 70
								87	H	Missouri St.	69 61	110	A	Drake	77 67
								91	A	UNI	65 60	110	H	Drake	64 71
								91	H	UNI	64 73	113	A	Memphis	58 61
								91	N	UNI	43 67	114	A	Mercer	55 52
												128	H	Marshall	55 61
												149	H	SIUE	71 57
												175	A	Loyola Chicago	59 83
												175	H	Loyola Chicago	68 69
												175	N	Loyola Chicago	73 64
												182	A	Illinois	64 78
												229	A	Indiana St.	62 58
												229	H	Indiana St.	76 64
												230	H	Siena	73 54
												233	A	Southeast Mo. St.	87 72
												255	H	Tennessee St.	79 70
												261	A	Murray St.	70 57
												299	A	Bradley	65 51
												299	H	Bradley	75 49
												301	A	Wichita St.	48 57
												301	H	Wichita St.	80 66
												307	H	Morehead St.	102 69
												320	A	Illinois St.	68 55
												320	H	Illinois St.	76 71
												329	A	Evansville	66 63
												329	H	Evansville	74 56
LAST 12 Division I GAMES:															
				91	N	UNI	43 67	301	H	Wichita St.	80 66				
				175	N	Loyola Chicago	73 64	87	H	Missouri St.	69 61				
				110	H	Drake	64 71	329	A	Evansville	66 63				
				91	H	UNI	64 73	299	A	Bradley	65 51				
				229	A	Indiana St.	62 58	175	A	Loyola Chicago	59 83				
				320	A	Illinois St.	68 55	320	H	Illinois St.	76 71				

Non-Div I Games:

Southern Ill.

Average RPI Win: 229	WON-LOST	WINNING	LAST 10	STRENGTH OF	OPP. STRENGTH	TEAM	ADJ.	CONF.	ADJ CONF.
Average RPI Loss: 110	RECORD	PCT. RANK	GAMES	SCHEDULE	OF SCHEDULE	RPI	RPI	RPI	RPI
DIV. I ONLY	13- 16	202	3- 7	143	119	188	188	13	13
DIV. I NON-CONF.	6- 4	125	0- 0	94	119	104	104	11	11
TOTALS	RPI 1-25	RPI 26-50	W-L RECORDS	RPI 51-100	RPI 101-150	RPI 150+			
13- 16	0- 2	0- 4	OVERALL	0- 2	1- 2	12- 6			
11- 3	0- 0	0- 2	HOME	0- 0	1- 1	10- 0			
2- 11	0- 2	0- 2	AWAY	0- 2	0- 1	2- 4			
0- 2	0- 0	0- 0	NEUTRAL	0- 0	0- 0	0- 2			
6- 4	0- 2	0- 1	NON-CONFERENCE	0- 0	1- 0	5- 1			
5- 0	0- 0	0- 0	HOME	0- 0	1- 0	4- 0			
1- 3	0- 2	0- 1	AWAY	0- 0	0- 0	1- 0			
0- 1	0- 0	0- 0	NEUTRAL	0- 0	0- 0	0- 1			
7- 12	0- 0	0- 3	CONFERENCE	0- 2	0- 2	7- 5			
6- 3	0- 0	0- 2	HOME	0- 0	0- 1	6- 0			
1- 8	0- 0	0- 1	AWAY	0- 2	0- 1	1- 4			
0- 1	0- 0	0- 0	NEUTRAL	0- 0	0- 0	0- 1			

RPI 1-25				RPI 26-50				RPI 51-100				RPI 101+ Team's RPI: 188			
RPI	S	Opponent	Score	RPI	S	Opponent	Score	RPI	S	Opponent	Score	RPI	S	Opponent	Score
2	A	Baylor	42 97	37	A	UTEP	64 72	59	A	Middle Tenn.	44 74	112	H	Samford	56 48
24	A	Mississippi St.	65 78	37	H	UTEP	54 57	89	A	Charlotte	59 80	128	H	Marshall	53 63
				38	H	Western Ky.	53 54					129	A	Old Dominion	45 53
				40	A	Chattanooga	48 53					153	N	North Carolina	62 69
												155	A	UAB	49 53
												155	N	UAB	46 64
												176	H	Ole Miss	57 38
												179	H	Fla. Atlantic	89 80
												193	H	South Ala.	71 51
												208	A	Louisiana Tech	37 72
												208	H	Louisiana Tech	69 59
												220	H	Alabama St.	65 44
												225	A	Rice	59 49
												225	H	Rice	68 62
												240	A	North Texas	55 57
												240	H	North Texas	57 38
												268	A	UTSA	41 47
												268	H	UTSA	65 53
												279	A	Tennessee Tech	69 57
												304	H	FIU	82 55
												349	H	Mississippi Val.	71 55
LAST 12 Division I GAMES:															
				155	N	UAB	46 64	37	H	UTEP	54 57				
				128	H	Marshall	53 63	59	A	Middle Tenn.	44 74				
				38	H	Western Ky.	53 54	155	A	UAB	49 53				
				240	A	North Texas	55 57	225	H	Rice	68 62				
				225	A	Rice	59 49	240	H	North Texas	57 38				
				268	H	UTSA	65 53	268	A	UTSA	41 47				

Non-Div I Games: William Carey 75 34

Southern Miss.

Through Games Of March 12, 2016

[illegible]

■ Loss, ■ Non-Conf, S Site, H Home A Away N Neutral

Southern Utah

Through Games Of March 12, 2016

Average RPI Win:	318	WON-LOST	WINNING	LAST 10	STRENGTH OF	OPP. STRENGTH	TEAM	ADJ.	CONF.	ADJ CONF.
Average RPI Loss:	171	RECORD	PCT. RANK	GAMES	SCHEDULE	OF SCHEDULE	RPI	RPI	RPI	RPI
DIV. I ONLY	4- 25	329	2- 8	215	272	333	333	19	19	
DIV. I NON-CONF.	2- 8	290	0- 0	269	278	324	324	23	23	
TOTALS	RPI 1-25	RPI 26-50	W-L RECORDS	RPI 51-100	RPI 101-150	RPI 150+				
4- 25	0- 0	0- 0	OVERALL	0- 3	0- 3	4- 19				
4- 8	0- 0	0- 0	HOME	0- 0	0- 1	4- 7				
0- 15	0- 0	0- 0	AWAY	0- 3	0- 2	0- 10				
0- 2	0- 0	0- 0	NEUTRAL	0- 0	0- 0	0- 2				
2- 8	0- 0	0- 0	NON-CONFERENCE	0- 2	0- 1	2- 5				
2- 1	0- 0	0- 0	HOME	0- 0	0- 0	2- 1				
0- 6	0- 0	0- 0	AWAY	0- 2	0- 1	0- 3				
0- 1	0- 0	0- 0	NEUTRAL	0- 0	0- 0	0- 1				
2- 17	0- 0	0- 0	CONFERENCE	0- 1	0- 2	2- 14				
2- 7	0- 0	0- 0	HOME	0- 0	0- 1	2- 6				
0- 9	0- 0	0- 0	AWAY	0- 1	0- 1	0- 7				
0- 1	0- 0	0- 0	NEUTRAL	0- 0	0- 0	0- 1				

RPI S	Opponent	Score	RPI S	Opponent	Score	RPI S	Opponent	Score	RPI S	Opponent	Score	Team's RPI: 333
						56	A Southern California	32 71	109	A TCU	47 76	
						93	A North Dakota	56 68	121	A Idaho	48 93	
						94	A New Mexico St.	60 74	121	H Idaho	51 62	
									162	A Montana St.	59 86	
									162	H Montana St.	66 87	
									165	A New Mexico	48 70	
									167	A Idaho St.	47 64	
									167	H Idaho St.	67 71	
									171	A Eastern Wash.	53 64	
									171	H Eastern Wash.	82 85	
									172	H Sacramento St.	72 82	
									172	N Sacramento St.	89 102	
									173	A Montana	60 66	
									173	H Montana	50 81	
									184	A Northern Colo.	44 64	
									192	A Weber St.	56 75	
									192	H Weber St.	51 69	
									195	N N.C. A&T	65 78	
									204	A Utah Valley	58 70	
									211	A UNLV	44 79	
									302	H CSUN	67 65	
									309	A Northern Ariz.	48 57	
									309	H Northern Ariz.	73 68	
									321	H Portland St.	76 64	
									336	H UC Irvine	58 63	
									341	H Air Force	75 56	
LAST 12 Division I GAMES:												
			172	N Sacramento St.	89 102	162	H Montana St.	66 87				
			321	H Portland St.	76 64	173	H Montana	50 81				
			172	H Sacramento St.	72 82	171	A Eastern Wash.	53 64				
			309	H Northern Ariz.	73 68	121	A Idaho	48 93				
			167	A Idaho St.	47 64	192	H Weber St.	51 69				
			192	A Weber St.	56 75	167	H Idaho St.	67 71				

Non-Div I Games:

Southern Utah

■ Loss,
 ■ Non-Conf,
 ■ S Site,
 ■ Home
 ■ A Away
 N Neutral

St. Bonaventure

Through Games Of March 12, 2016

Average RPI Win:	156	WON-LOST	WINNING	LAST 10	STRENGTH OF	OPP. STRENGTH	TEAM	ADJ.	CONF.	ADJ CONF.
Average RPI Loss:	93	RECORD	PCT. RANK	GAMES	SCHEDULE	OF SCHEDULE	RPI	RPI	RPI	RPI
DIV. I ONLY	23- 7	38	6- 4	86	90	34	34	7	7	
DIV. I NON-CONF.	11- 2	28	0- 0	121	93	27	27	8	8	
TOTALS	RPI 1-25	RPI 26-50	W-L RECORDS	RPI 51-100	RPI 101-150	RPI 150+				
23- 7	2- 1	1- 1	OVERALL	2- 3	5- 0	13- 2				
16- 0	2- 0	1- 0	HOME	1- 0	5- 0	7- 0				
7- 6	0- 0	0- 1	AWAY	1- 2	0- 0	6- 0				
0- 1	0- 0	0- 0	NEUTRAL	0- 1	0- 0	0- 0				
11- 2	0- 0	1- 1	NON-CONFERENCE	0- 1	4- 0	6- 0				
8- 0	0- 0	1- 0	HOME	0- 0	4- 0	3- 0				
3- 2	0- 0	0- 1	AWAY	0- 1	0- 0	3- 0				
0- 0	0- 0	0- 0	NEUTRAL	0- 0	0- 0	0- 0				
12- 5	2- 1	0- 0	CONFERENCE	2- 2	1- 0	7- 2				
8- 0	2- 0	0- 0	HOME	1- 0	1- 0	4- 0				
4- 4	0- 1	0- 0	AWAY	1- 1	0- 0	3- 2				
0- 1	0- 0	0- 0	NEUTRAL	0- 1	0- 0	0- 0				

RPI 1-25				RPI 26-50				RPI 51-100				RPI 101+			
RPI	S	Opponent	Score	RPI	S	Opponent	Score	RPI	S	Opponent	Score	RPI	S	Opponent	Score
18	A	Duquesne	62 74	29	A	DePaul	54 77	54	H	Saint Louis	80 59	102	H	Georgetown	69 54
18	H	Duquesne	60 48	30	H	James Madison	56 45	69	A	VCU	47 52	106	H	Buffalo	59 32
23	H	George Washington	69 67					69	N	VCU	50 59	117	H	Toledo	74 63
								79	A	Drexel	46 58	118	H	Saint Joseph's	65 51
								82	A	Dayton	59 54	137	H	Penn St.	70 60
												158	H	Detroit	84 73
												159	A	Stony Brook	73 68
												163	A	Fordham	68 77
												163	H	Fordham	55 41
												170	H	George Mason	70 55
												189	A	Davidson	59 47
												198	H	Richmond	66 43
												214	A	Rhode Island	69 56
												224	A	Massachusetts	60 69
												224	H	Massachusetts	66 41
												227	A	Canisius	59 47
												230	H	Siena	57 40
												281	A	La Salle	70 63
												291	H	Niagara	67 55
												294	A	Colgate	62 38
LAST 12 Division I GAMES:															
		69	N	VCU	50	59			54	H	Saint Louis	80	59		
		18	H	Duquesne	60	48			69	A	VCU	47	52		
		163	A	Fordham	68	77			198	H	Richmond	66	43		
		281	A	La Salle	70	63			118	H	Saint Joseph's	65	51		
		23	H	George Washington	69	67			18	A	Duquesne	62	74		
		224	A	Massachusetts	60	69			82	A	Dayton	59	54		

Non-Div I Games:

St. Bonaventure

Loss, Non-Conf, S Site, H Home A Away N Neutral

Average RPI Win: 271		WON-LOST	WINNING	LAST 10	STRENGTH OF	OPP. STRENGTH	TEAM	ADJ.	CONF.	ADJ CONF.
Average RPI Loss: 251		RECORD	PCT. RANK	GAMES	SCHEDULE	OF SCHEDULE	RPI	RPI	RPI	RPI
DIV. I ONLY		7- 22	298	3- 7	340	346	335	335	31	31
DIV. I NON-CONF.		3- 8	258	0- 0	315	331	311	311	32	32
TOTALS	RPI 1-25		RPI 26-50		W-L RECORDS		RPI 51-100		RPI 101-150	RPI 150+
7- 22	0- 0		0- 0		OVERALL		0- 2		0- 1	7- 19
2- 10	0- 0		0- 0		HOME		0- 1		0- 0	2- 9
4- 11	0- 0		0- 0		AWAY		0- 1		0- 0	4- 10
1- 1	0- 0		0- 0		NEUTRAL		0- 0		0- 1	1- 0
3- 8	0- 0		0- 0		NON-CONFERENCE		0- 2		0- 1	3- 5
1- 2	0- 0		0- 0		HOME		0- 1		0- 0	1- 1
1- 5	0- 0		0- 0		AWAY		0- 1		0- 0	1- 4
1- 1	0- 0		0- 0		NEUTRAL		0- 0		0- 1	1- 0
4- 14	0- 0		0- 0		CONFERENCE		0- 0		0- 0	4- 14
1- 8	0- 0		0- 0		HOME		0- 0		0- 0	1- 8
3- 6	0- 0		0- 0		AWAY		0- 0		0- 0	3- 6
0- 0	0- 0		0- 0		NEUTRAL		0- 0		0- 0	0- 0

[illegible]

Non-Div I Games:

St. Francis Brooklyn

Loss, Non-Conf, S Site, H Home A Away N Neutral

S
t
.
F
r
a
n
c
i
s
B
r
o
o
k
l
y
n

St. Francis Brooklyn
RPI S Opponent Score

Through Games Of March 12, 2016

RPI	S	Opponent	Score
347	N	Norfolk St.	59 55

St. Francis Brooklyn

St. John's (NY)

Through Games Of March 12, 2016

Average RPI Win:	148	WON-LOST	WINNING	LAST 10	STRENGTH OF	OPP. STRENGTH	TEAM	ADJ.	CONF.	ADJ CONF.
Average RPI Loss:	66	RECORD	PCT. RANK	GAMES	SCHEDULE	OF SCHEDULE	RPI	RPI	RPI	RPI
DIV. I ONLY	23- 9	59	7- 3	85	62	42	42	6	6	
DIV. I NON-CONF.	9- 2	37	0- 0	151	36	32	32	6	6	
TOTALS	RPI 1-25	RPI 26-50	W-L RECORDS	RPI 51-100	RPI 101-150	RPI 150+				
23- 9	1- 2	3- 2	OVERALL	2- 3	5- 1	12- 1				
11- 3	1- 0	1- 1	HOME	1- 1	1- 1	7- 0				
10- 6	0- 2	2- 1	AWAY	1- 2	2- 0	5- 1				
2- 0	0- 0	0- 0	NEUTRAL	0- 0	2- 0	0- 0				
9- 2	1- 2	0- 0	NON-CONFERENCE	1- 0	0- 0	7- 0				
5- 0	1- 0	0- 0	HOME	0- 0	0- 0	4- 0				
4- 2	0- 2	0- 0	AWAY	1- 0	0- 0	3- 0				
0- 0	0- 0	0- 0	NEUTRAL	0- 0	0- 0	0- 0				
14- 7	0- 0	3- 2	CONFERENCE	1- 3	5- 1	5- 1				
6- 3	0- 0	1- 1	HOME	1- 1	1- 1	3- 0				
6- 4	0- 0	2- 1	AWAY	0- 2	2- 0	2- 1				
2- 0	0- 0	0- 0	NEUTRAL	0- 0	2- 0	0- 0				

RPI 1-25				RPI 26-50				Team's RPI: 42	RPI 51-100				RPI 101+			
RPI	S	Opponent	Score	RPI	S	Opponent	Score		RPI	S	Opponent	Score	RPI	S	Opponent	Score
10	A	UCLA	58 73	29	A	DePaul	71 77		52	A	Rutgers	69 62	102	A	Georgetown	65 60
18	A	Duquesne	57 76	29	A	DePaul	75 66		55	A	Villanova	54 58	102	H	Georgetown	63 55
20	H	South Fla.	74 70	29	H	DePaul	61 71		55	H	Villanova	59 71	102	N	Georgetown	65 52
				39	A	Seton Hall	72 64		99	A	Marquette	64 67	115	A	Creighton	66 55
				39	H	Seton Hall	71 69		99	H	Marquette	81 77	115	H	Creighton	57 64
													115	N	Creighton	50 37
													157	H	Yale	69 56
													161	H	Marist	61 47
													168	A	Xavier	69 56
													168	H	Xavier	57 41
													183	A	Butler	58 62
													183	H	Butler	68 41
													191	H	Sacred Heart	67 54
													199	H	Fairfield	73 54
													222	A	Kansas	86 71
													265	A	Providence	80 61
													265	H	Providence	69 54
													275	A	UCF	70 42
													336	A	UC Irvine	85 63
LAST 12 Division I GAMES:																
				115	N	Creighton	50 37		168	A	Xavier	69 56				
				29	A	DePaul	75 66		102	H	Georgetown	63 55				
				102	N	Georgetown	65 52		55	H	Villanova	59 71				
				115	H	Creighton	57 64		39	A	Seton Hall	72 64				
				265	H	Providence	69 54		29	A	DePaul	71 77				
				183	A	Butler	58 62		99	A	Marquette	64 67				

Non-Div I Games:

St. John's (NY)

■ Loss,
 ■ Non-Conf, S Site,
 ■ Home
 ■ Away
 N Neutral

St. Mary's (CA)

Through Games Of March 12, 2016

Average RPI Win:	167	WON-LOST	WINNING	LAST 10	STRENGTH OF	OPP. STRENGTH	TEAM	ADJ.	CONF.	ADJ CONF.
Average RPI Loss:	92	RECORD	PCT. RANK	GAMES	SCHEDULE	OF SCHEDULE	RPI	RPI	RPI	RPI
DIV. I ONLY	24- 7	33	7- 3	115	95	53	53	8	8	
DIV. I NON-CONF.	9- 2	37	0- 0	161	88	68	68	9	9	
TOTALS	RPI 1-25	RPI 26-50	W-L RECORDS	RPI 51-100	RPI 101-150	RPI 150+				
24- 7	0- 2	0- 1	OVERALL	8- 2	3- 0	13- 2				
11- 4	0- 1	0- 1	HOME	3- 1	2- 0	6- 1				
11- 2	0- 1	0- 0	AWAY	4- 0	1- 0	6- 1				
2- 1	0- 0	0- 0	NEUTRAL	1- 1	0- 0	1- 0				
9- 2	0- 0	0- 1	NON-CONFERENCE	3- 0	1- 0	5- 1				
4- 2	0- 0	0- 1	HOME	1- 0	1- 0	2- 1				
4- 0	0- 0	0- 0	AWAY	1- 0	0- 0	3- 0				
1- 0	0- 0	0- 0	NEUTRAL	1- 0	0- 0	0- 0				
15- 5	0- 2	0- 0	CONFERENCE	5- 2	2- 0	8- 1				
7- 2	0- 1	0- 0	HOME	2- 1	1- 0	4- 0				
7- 2	0- 1	0- 0	AWAY	3- 0	1- 0	3- 1				
1- 1	0- 0	0- 0	NEUTRAL	0- 1	0- 0	1- 0				

RPI 1-25				RPI 26-50				RPI 51-100				Team's RPI: 53	RPI 101+			
RPI	S	Opponent	Score	RPI	S	Opponent	Score	RPI	S	Opponent	Score		RPI	S	Opponent	Score
16	A	BYU	59 65	45	H	Missouri	78 95	55	N	Villanova	67 60		107	H	Fresno St.	83 81
16	H	BYU	44 65					64	A	Santa Clara	78 70		116	A	Gonzaga	69 68
								64	H	Santa Clara	67 73		116	H	Gonzaga	66 47
								72	A	San Francisco	78 68		166	H	UC Davis	71 78
								72	H	San Francisco	72 59		178	A	Pacific	82 73
								72	N	San Francisco	65 67		178	H	Pacific	83 75
								81	A	San Diego	73 68		184	A	Northern Colo.	65 52
								81	H	San Diego	68 60		190	H	Cal Poly	87 83
								83	A	California	64 63		201	H	San Jose St.	91 81
								97	H	Washington St.	75 71		244	A	Loyola Marymount	91 81
													244	H	Loyola Marymount	72 57
													244	N	Loyola Marymount	85 71
													258	A	Wyoming	70 64
													266	A	Pepperdine	58 62
													266	H	Pepperdine	88 72
													292	A	Portland	78 51
													292	H	Portland	95 53
													302	A	CSUN	93 59
LAST 12 Division I GAMES:																
				72	N	San Francisco	65 67	244	A	Loyola Marymount	91 81					
				244	N	Loyola Marymount	85 71	266	A	Pepperdine	58 62					
				72	H	San Francisco	72 59	16	H	BYU	44 65					
				64	A	Santa Clara	78 70	81	H	San Diego	68 60					
				292	H	Portland	95 53	178	H	Pacific	83 75					
				116	H	Gonzaga	66 47	292	A	Portland	78 51					

Non-Div I Games:

St. Mary's (CA)

■ Loss,
 ■ Non-Conf,
 ■ S Site,
 ■ Home
 ■ Away
 N Neutral

Average RPI Win:	98	WON-LOST	WINNING	LAST 10	STRENGTH OF	OPP. STRENGTH	TEAM	ADJ.	CONF.	ADJ CONF.
Average RPI Loss:	20	RECORD	PCT. RANK	GAMES	SCHEDULE	OF SCHEDULE	RPI	RPI	RPI	RPI
DIV. I ONLY	24- 7	33	8- 2	6	10	9	9	1	1	
DIV. I NON-CONF.	10- 2	33	0- 0	8	17	4	4	1	1	
TOTALS	RPI 1-25	RPI 26-50	W-L RECORDS	RPI 51-100	RPI 101-150	RPI 150+				
24- 7	2- 5	3- 1	OVERALL	11- 1	3- 0	5- 0				
13- 2	2- 1	3- 0	HOME	4- 1	1- 0	3- 0				
8- 4	0- 4	0- 0	AWAY	4- 0	2- 0	2- 0				
3- 1	0- 0	0- 1	NEUTRAL	3- 0	0- 0	0- 0				
10- 2	1- 1	2- 0	NON-CONFERENCE	3- 1	1- 0	3- 0				
5- 1	1- 0	2- 0	HOME	0- 1	0- 0	2- 0				
2- 1	0- 1	0- 0	AWAY	0- 0	1- 0	1- 0				
3- 0	0- 0	0- 0	NEUTRAL	3- 0	0- 0	0- 0				
14- 5	1- 4	1- 1	CONFERENCE	8- 0	2- 0	2- 0				
8- 1	1- 1	1- 0	HOME	4- 0	1- 0	1- 0				
6- 3	0- 3	0- 0	AWAY	4- 0	1- 0	1- 0				
0- 1	0- 0	0- 1	NEUTRAL	0- 0	0- 0	0- 0				

RPI	S	Opponent	Score	RPI	S	Opponent	Score	RPI	S	Opponent	Score	RPI	S	Opponent	Score
5	A	Oregon St.	50 58	28	H	Tennessee	69 55	56	A	Southern California	57 47	116	A	Gonzaga	65 48
5	H	Oregon St.	76 54	33	H	Washington	69 53	64	H	Santa Clara	58 61	127	A	Arizona	59 34
7	A	Texas	69 77	33	N	Washington	65 73	67	N	Purdue	71 65	127	H	Arizona	82 58
10	A	UCLA	36 56	40	H	Chattanooga	73 30	82	N	Dayton	74 66	166	A	UC Davis	74 45
11	A	Arizona St.	31 49					83	A	California	60 55	169	H	Cornell	93 38
11	H	Arizona St.	61 63					83	H	California	53 46	202	A	Colorado	80 49
23	H	George Washington	84 63					84	A	Oregon	64 62	202	H	Colorado	71 56
								84	H	Oregon	69 42	216	H	CSU Bakersfield	83 41
								87	N	Missouri St.	82 65				
								88	A	Utah	72 54				
								88	H	Utah	72 52				
								97	H	Washington St.	69 52				
LAST 12 Division I GAMES:															
				33	N	Washington	65 73	127	H	Arizona	82 58				
				84	H	Oregon	69 42	83	A	California	60 55				
				5	H	Oregon St.	76 54	83	H	California	53 46				
				88	A	Utah	72 54	97	H	Washington St.	69 52				
				202	A	Colorado	80 49	33	H	Washington	69 53				
				11	H	Arizona St.	61 63	10	A	UCLA	36 56				

Non-Div I Games:

Stanford

■ Loss,
 ■ Non-Conf,
 ■ S Site,
 ■ Home
 ■ A Away
 N Neutral

Average RPI Win: 291	WON-LOST	WINNING	LAST 10	STRENGTH OF	OPP. STRENGTH	TEAM	ADJ.	CONF.	ADJ CONF.
Average RPI Loss: 121	RECORD	PCT. RANK	GAMES	SCHEDULE	OF SCHEDULE	RPI	RPI	RPI	RPI
DIV. I ONLY	16- 11	122	7- 3	303	270	187	187	29	29
DIV. I NON-CONF.	6- 5	146	0- 0	292	182	203	203	28	28
TOTALS	RPI 1-25	RPI 26-50	W-L RECORDS	RPI 51-100	RPI 101-150	RPI 150+			
16- 11	0- 0	0- 2	OVERALL	0- 4	1- 1	15- 4			
9- 3	0- 0	0- 0	HOME	0- 1	1- 0	8- 2			
7- 6	0- 0	0- 2	AWAY	0- 2	0- 1	7- 1			
0- 2	0- 0	0- 0	NEUTRAL	0- 1	0- 0	0- 1			
6- 5	0- 0	0- 2	NON-CONFERENCE	0- 1	0- 0	6- 2			
3- 1	0- 0	0- 0	HOME	0- 0	0- 0	3- 1			
3- 2	0- 0	0- 2	AWAY	0- 0	0- 0	3- 0			
0- 2	0- 0	0- 0	NEUTRAL	0- 1	0- 0	0- 1			
10- 6	0- 0	0- 0	CONFERENCE	0- 3	1- 1	9- 2			
6- 2	0- 0	0- 0	HOME	0- 1	1- 0	5- 1			
4- 4	0- 0	0- 0	AWAY	0- 2	0- 1	4- 1			
0- 0	0- 0	0- 0	NEUTRAL	0- 0	0- 0	0- 0			

RPI 1-25				RPI 26-50				RPI 51-100				RPI 101+				Team's RPI: 187	
RPI	S	Opponent	Score	RPI	S	Opponent	Score	RPI	S	Opponent	Score	RPI	S	Opponent	Score		
				28	A	Tennessee	56 90	63	A	FGCU	48 61	145	A	Jacksonville	49 69		
				35	A	Georgia	55 76	63	A	FGCU	46 61	145	H	Jacksonville	66 61		
								63	H	FGCU	47 60	154	N	Boise St.	65 71		
								80	N	Minnesota	69 72	207	H	Hampton	68 59		
												215	A	USC Upstate	58 73		
												215	H	USC Upstate	56 61		
												250	A	Bethune-Cookman	62 38		
												271	H	Georgia St.	72 80		
												274	A	UNCW	52 49		
												275	H	UCF	83 68		
												289	A	Kennesaw St.	57 54		
												289	H	Kennesaw St.	77 62		
												289	H	Kennesaw St.	74 56		
												295	H	Ga. Southern	79 57		
												326	A	North Florida	67 56		
												326	H	North Florida	81 61		
												334	A	Lipscomb	83 62		
												334	H	Lipscomb	79 75		
												340	A	Eastern Ill.	68 66		
												342	A	NJIT	74 56		
												342	H	NJIT	60 55		
LAST 12 Division I GAMES:																	
				63	A	FGCU	46 61	215	A	USC Upstate	58 73						
				289	H	Kennesaw St.	74 56	326	A	North Florida	67 56						
				63	H	FGCU	47 60	145	H	Jacksonville	66 61						
				289	H	Kennesaw St.	77 62	326	H	North Florida	81 61						
				334	H	Lipscomb	79 75	145	A	Jacksonville	49 69						
				342	A	NJIT	74 56	334	A	Lipscomb	83 62						

Non-Div I Games: Trinity Baptist 107 30 Armstrong St. 61 45 Flagler 84 47

Stetson

Loss, Non-Conf, S Site, H Home A Away N Neutral

Stony Brook

Through Games Of March 12, 2016

Average RPI Win: 241	WON-LOST	WINNING	LAST 10	STRENGTH OF	OPP. STRENGTH	TEAM	ADJ.	CONF.	ADJ CONF.
Average RPI Loss: 117	RECORD	PCT. RANK	GAMES	SCHEDULE	OF SCHEDULE	RPI	RPI	RPI	RPI
DIV. I ONLY	17- 14	150	3- 7	204	192	159	159	16	16
DIV. I NON-CONF.	8- 5	120	0- 0	219	175	135	135	18	18
TOTALS	RPI 1-25	RPI 26-50	W-L RECORDS	RPI 51-100	RPI 101-150	RPI 150+			
17- 14	0- 1	0- 3	OVERALL	1- 4	1- 0	15- 6			
9- 5	0- 0	0- 2	HOME	1- 1	1- 0	7- 2			
7- 8	0- 1	0- 1	AWAY	0- 2	0- 0	7- 4			
1- 1	0- 0	0- 0	NEUTRAL	0- 1	0- 0	1- 0			
8- 5	0- 1	0- 1	NON-CONFERENCE	1- 1	1- 0	6- 2			
4- 2	0- 0	0- 1	HOME	1- 0	1- 0	2- 1			
4- 3	0- 1	0- 0	AWAY	0- 1	0- 0	4- 1			
0- 0	0- 0	0- 0	NEUTRAL	0- 0	0- 0	0- 0			
9- 9	0- 0	0- 2	CONFERENCE	0- 3	0- 0	9- 4			
5- 3	0- 0	0- 1	HOME	0- 1	0- 0	5- 1			
3- 5	0- 0	0- 1	AWAY	0- 1	0- 0	3- 3			
1- 1	0- 0	0- 0	NEUTRAL	0- 1	0- 0	1- 0			

RPI 1-25				RPI 26-50				RPI 51-100				RPI 101+ Team's RPI: 159			
RPI	S	Opponent	Score	RPI	S	Opponent	Score	RPI	S	Opponent	Score	RPI	S	Opponent	Score
13	A	Syracuse	49 64	34	H	St. Bonaventure	68 73	60	A	Maine	52 55	103	H	Iona	58 53
				44	A	Albany (NY)	54 73	60	H	Maine	43 60	157	A	Yale	57 62
				44	H	Albany (NY)	49 62	60	N	Maine	48 51	169	A	Cornell	58 49
								75	A	Hofstra	66 71	176	H	Ole Miss	57 72
								96	H	Harvard	64 63	186	A	UMBC	69 60
												186	H	UMBC	65 69
												221	A	Hartford	45 42
												221	H	Hartford	58 35
												221	N	Hartford	60 42
												223	A	Binghamton	47 54
												223	H	Binghamton	64 58
												235	A	New Hampshire	46 49
												235	H	New Hampshire	63 54
												247	A	Columbia	79 71
												257	H	Morgan St.	46 42
												277	A	Vermont	37 44
												277	H	Vermont	73 59
												319	A	UMass Lowell	64 50
												319	H	UMass Lowell	60 46
												322	H	LIU Brooklyn	71 54
												338	A	Saint Peter's	69 35
												343	A	Wagner	73 62
LAST 12 Division I GAMES:															
				60	N	Maine	48 51	186	H	UMBC	65 69				
				221	N	Hartford	60 42	221	A	Hartford	45 42				
				277	A	Vermont	37 44	319	H	UMass Lowell	60 46				
				60	H	Maine	43 60	223	A	Binghamton	47 54				
				44	H	Albany (NY)	49 62	277	H	Vermont	73 59				
				235	A	New Hampshire	46 49	60	A	Maine	52 55				

Non-Div I Games:

Stony Brook

Loss, Non-Conf, S Site, H Home A Away N Neutral

Syracuse

Through Games Of March 12, 2016

Average RPI Win:	128	WON-LOST	WINNING	LAST 10	STRENGTH OF	OPP. STRENGTH	TEAM	ADJ.	CONF.	ADJ CONF.
Average RPI Loss:	31	RECORD	PCT. RANK	GAMES	SCHEDULE	OF SCHEDULE	RPI	RPI	RPI	RPI
DIV. I ONLY	25- 7	31	9- 1	13	41	13	13	4	4	
DIV. I NON-CONF.	10- 3	61	0- 0	48	115	42	42	5	5	
TOTALS	RPI 1-25	RPI 26-50	W-L RECORDS	RPI 51-100	RPI 101-150	RPI 150+				
25- 7	3- 5	4- 1	OVERALL	2- 0	8- 0	8- 1				
14- 2	1- 2	1- 0	HOME	2- 0	4- 0	6- 0				
7- 4	1- 2	1- 1	AWAY	0- 0	4- 0	1- 1				
4- 1	1- 1	2- 0	NEUTRAL	0- 0	0- 0	1- 0				
10- 3	0- 2	1- 1	NON-CONFERENCE	1- 0	1- 0	7- 0				
7- 1	0- 1	0- 0	HOME	1- 0	1- 0	5- 0				
1- 2	0- 1	0- 1	AWAY	0- 0	0- 0	1- 0				
2- 0	0- 0	1- 0	NEUTRAL	0- 0	0- 0	1- 0				
15- 4	3- 3	3- 0	CONFERENCE	1- 0	7- 0	1- 1				
7- 1	1- 1	1- 0	HOME	1- 0	3- 0	1- 0				
6- 2	1- 1	1- 0	AWAY	0- 0	4- 0	0- 1				
2- 1	1- 1	1- 0	NEUTRAL	0- 0	0- 0	0- 0				

RPI S	Opponent	Score	RPI S	Opponent	Score	RPI S	Opponent	Score	RPI S	Opponent	Score
1	A Notre Dame	62 90	28	A Tennessee	55 57	71	H Georgia Tech	71 52	111	A Virginia	91 57
1	N Notre Dame	57 68	33	N Washington	66 62	79	H Drexel	83 62	120	A Boston College	71 55
8	A Maryland	64 82	47	H Duke	86 50				120	H Boston College	62 61
11	H Arizona St.	54 61	49	A North Carolina St.	55 52				123	H Virginia Tech	60 39
14	H Louisville	53 71	49	N North Carolina St.	80 61				132	A Pittsburgh	70 56
14	N Louisville	80 75							132	H Pittsburgh	71 48
15	H Florida St.	83 73							143	A Wake Forest	91 65
25	A Miami (FL)	57 51							145	H Jacksonville	65 49
									153	A North Carolina	73 77
									159	H Stony Brook	64 49
									163	N Fordham	76 54
									180	H UTRGV	91 32
									214	A Rhode Island	57 54
									231	H Coppin St.	88 56
									252	H Clemson	83 62
									257	H Morgan St.	90 61
									327	H Howard	97 48
LAST 12 Division I GAMES:											
	1 N Notre Dame	57 68		49 A North Carolina St.	55 52						
	14 N Louisville	80 75		111 A Virginia	91 57						
	49 N North Carolina St.	80 61		71 H Georgia Tech	71 52						
	120 A Boston College	71 55		252 H Clemson	83 62						
	132 A Pittsburgh	70 56		25 A Miami (FL)	57 51						
	15 H Florida St.	83 73		120 H Boston College	62 61						

Non-Div I Games:

Syracuse

■ Loss,
■ Non-Conf,
■ S Site,
■ Home
■ A Away
N Neutral

TCU				Through Games Of March 12, 2016						
Average RPI Win:	192	WON-LOST	WINNING	LAST 10	STRENGTH OF	OPP. STRENGTH	TEAM	ADJ.	CONF.	ADJ CONF.
Average RPI Loss:	45	RECORD	PCT. RANK	GAMES	SCHEDULE	OF SCHEDULE	RPI	RPI	RPI	RPI
DIV. I ONLY	16- 14	154	4- 6	69	29	109	109	3	3	
DIV. I NON-CONF.	8- 3	77	0- 0	231	215	128	128	3	3	

TOTALS	RPI 1-25	RPI 26-50	W-L RECORDS	RPI 51-100	RPI 101-150	RPI 150+				
16- 14	0- 8	2- 4	OVERALL	0- 0	4- 0	10- 2				
12- 5	0- 4	2- 1	HOME	0- 0	2- 0	8- 0				
4- 8	0- 4	0- 3	AWAY	0- 0	2- 0	2- 1				
0- 1	0- 0	0- 0	NEUTRAL	0- 0	0- 0	0- 1				
8- 3	0- 2	0- 0	NON-CONFERENCE	0- 0	0- 0	8- 1				
7- 1	0- 1	0- 0	HOME	0- 0	0- 0	7- 0				
1- 2	0- 1	0- 0	AWAY	0- 0	0- 0	1- 1				
0- 0	0- 0	0- 0	NEUTRAL	0- 0	0- 0	0- 0				
8- 11	0- 6	2- 4	CONFERENCE	0- 0	4- 0	2- 1				
5- 4	0- 3	2- 1	HOME	0- 0	2- 0	1- 0				
3- 6	0- 3	0- 3	AWAY	0- 0	2- 0	1- 0				
0- 1	0- 0	0- 0	NEUTRAL	0- 0	0- 0	0- 1				

T
C
U

RPI 1-25					
RPI	S	Opponent	Score		
1	H	Notre Dame	72	88	
2	A	Baylor	55	72	
2	H	Baylor	75	81	
7	A	Texas	58	71	
7	H	Texas	58	65	
19	A	Texas A&M	78	82	
22	A	West Virginia	72	83	
22	H	West Virginia	84	97	

RPI 26-50					
RPI	S	Opponent	Score		
31	A	Oklahoma St.	52	80	
31	H	Oklahoma St.	79	65	
32	A	Oklahoma	64	77	
32	H	Oklahoma	65	78	
48	A	Kansas St.	49	58	
48	H	Kansas St.	87	73	

RPI 51-100					
RPI	S	Opponent	Score		
134	A	Iowa St.	72	62	
134	H	Iowa St.	79	69	
139	A	Texas Tech	78	69	
139	H	Texas Tech	69	48	
180	H	UTRGV	71	67	
183	A	Butler	53	65	
197	A	SMU	89	79	
206	H	Sam Houston St.	85	59	
210	H	SFA	88	55	
222	A	Kansas	70	44	
222	H	Kansas	55	52	
222	N	Kansas	64	81	
270	H	La.-Monroe	80	42	
278	H	Prairie View	69	60	
332	H	New Orleans	85	36	
333	H	Southern Utah	76	47	

T
C
U

LAST 12 Division I GAMES:					
222	N	Kansas	64	81	
222	H	Kansas	55	52	
7	A	Texas	58	71	
22	A	West Virginia	72	83	
31	H	Oklahoma St.	79	65	
222	A	Kansas	70	44	
134	H	Iowa St.	79	69	
2	H	Baylor	75	81	
32	A	Oklahoma	64	77	
31	A	Oklahoma St.	52	80	
134	A	Iowa St.	72	62	
22	H	West Virginia	84	97	

Non-Div I Games:

TCU

Average RPI Win:	183	WON-LOST	WINNING	LAST 10	STRENGTH OF	OPP. STRENGTH	TEAM	ADJ.	CONF.	ADJ CONF.
Average RPI Loss:	59	RECORD	PCT. RANK	GAMES	SCHEDULE	OF SCHEDULE	RPI	RPI	RPI	RPI
DIV. I ONLY	20- 11	83	6- 4	84	76	70	70	9	9	
DIV. I NON-CONF.	6- 5	146	0- 0	42	51	103	103	7	7	
TOTALS	RPI 1-25	RPI 26-50	W-L RECORDS	RPI 51-100	RPI 101-150	RPI 150+				
20- 11	1- 5	1- 1	OVERALL	3- 2	2- 2	13- 1				
12- 3	1- 1	1- 1	HOME	2- 0	1- 1	7- 0				
7- 7	0- 2	0- 0	AWAY	1- 1	1- 0	5- 0				
1- 1	0- 1	0- 0	NEUTRAL	0- 0	0- 0	1- 0				
6- 5	0- 1	1- 1	NON-CONFERENCE	1- 2	0- 1	4- 0				
4- 2	0- 0	1- 1	HOME	1- 0	0- 1	2- 0				
2- 3	0- 1	0- 0	AWAY	0- 2	0- 0	2- 0				
0- 0	0- 0	0- 0	NEUTRAL	0- 0	0- 0	0- 0				
14- 6	1- 4	0- 0	CONFERENCE	2- 0	2- 1	9- 1				
8- 1	1- 1	0- 0	HOME	1- 0	1- 0	5- 0				
5- 4	0- 2	0- 0	AWAY	1- 0	1- 1	3- 1				
1- 1	0- 1	0- 0	NEUTRAL	0- 0	0- 0	1- 0				

RPI S	Opponent	Score	RPI S	Opponent	Score	RPI S	Opponent	Score	RPI S	Opponent	Score
3	A UConn	49 104	26	H Penn	54 60	52	A Rutgers	51 61	113	A Memphis	97 100
3	H UConn	60 85	27	H Florida	97 91	55	H Villanova	61 55	113	H Memphis	82 58
15	A Florida St.	47 75				74	A Tulane	72 54	118	H Saint Joseph's	67 70
20	A South Fla.	62 76				74	H Tulane	72 67	148	A East Carolina	83 63
20	H South Fla.	68 66				85	A Quinnipiac	56 58	163	A Fordham	57 44
20	N South Fla.	46 64							191	H Sacred Heart	92 62
									194	H Tulsa	66 46
									194	N Tulsa	78 52
									197	A SMU	67 69
									197	H SMU	55 35
									243	A Cincinnati	74 49
									243	H Cincinnati	74 51
									275	A UCF	71 63
									275	H UCF	78 64
									281	A La Salle	77 48
									285	A Houston	75 66
									285	H Houston	78 48
									324	H Delaware St.	100 59
LAST 12 Division I GAMES:											
20	N South Fla.	46 64	3	H UConn	60 85						
194	N Tulsa	78 52	285	H Houston	78 48						
275	H UCF	78 64	243	A Cincinnati	74 49						
20	A South Fla.	62 76	20	H South Fla.	68 66						
74	H Tulane	72 67	197	H SMU	55 35						
113	A Memphis	97 100	148	A East Carolina	83 63						

Non-Div I Games:

Temple

Loss, Non-Conf, S Site, H Home A Away N Neutral

Tennessee

Through Games Of March 12, 2016

Average RPI Win:	100	WON-LOST	WINNING	LAST 10	STRENGTH OF	OPP. STRENGTH	TEAM	ADJ.	CONF.	ADJ CONF.
Average RPI Loss:	52	RECORD	PCT. RANK	GAMES	SCHEDULE	OF SCHEDULE	RPI	RPI	RPI	RPI
DIV. I ONLY	19- 13	119	5- 5	1	20	28	28	2	2	
DIV. I NON-CONF.	9- 4	95	0- 0	2	27	9	9	2	2	
TOTALS	RPI 1-25	RPI 26-50	W-L RECORDS	RPI 51-100	RPI 101-150	RPI 150+				
19- 13	3- 8	4- 1	OVERALL	4- 0	3- 3	5- 1				
13- 4	1- 2	3- 1	HOME	3- 0	2- 1	4- 0				
4- 8	1- 5	1- 0	AWAY	1- 0	0- 2	1- 1				
2- 1	1- 1	0- 0	NEUTRAL	0- 0	1- 0	0- 0				
9- 4	2- 3	2- 0	NON-CONFERENCE	1- 0	1- 1	3- 0				
7- 2	1- 1	2- 0	HOME	1- 0	1- 1	2- 0				
2- 2	1- 2	0- 0	AWAY	0- 0	0- 0	1- 0				
0- 0	0- 0	0- 0	NEUTRAL	0- 0	0- 0	0- 0				
10- 9	1- 5	2- 1	CONFERENCE	3- 0	2- 2	2- 1				
6- 2	0- 1	1- 1	HOME	2- 0	1- 0	2- 0				
2- 6	0- 3	1- 0	AWAY	1- 0	0- 2	0- 1				
2- 1	1- 1	0- 0	NEUTRAL	0- 0	1- 0	0- 0				

RPI 1-25				RPI 26-50				Team's RPI: 28	RPI 51-100				RPI 101+			
RPI	S	Opponent	Score	RPI	S	Opponent	Score		RPI	S	Opponent	Score	RPI	S	Opponent	Score
1	A	Notre Dame	66 79	27	H	Florida	66 74		57	H	Auburn	79 52	123	H	Virginia Tech	43 57
4	H	South Carolina	56 62	35	H	Georgia	80 60		73	A	Vanderbilt	69 51	125	A	LSU	56 57
5	A	Oregon St.	53 50	40	H	Chattanooga	59 57		73	H	Vanderbilt	58 49	137	H	Penn St.	74 66
7	H	Texas	53 64	44	H	Albany (NY)	63 55		90	H	Central Ark.	102 47	141	A	Arkansas	59 64
9	A	Stanford	55 69	45	A	Missouri	71 55						141	H	Arkansas	75 57
12	A	Kentucky	63 64										141	N	Arkansas	68 51
13	H	Syracuse	57 55										160	A	Alabama	46 54
19	A	Texas A&M	71 76										160	H	Alabama	70 42
19	N	Texas A&M	70 60										164	H	ETSU	85 49
24	A	Mississippi St.	63 65										176	H	Ole Miss	57 51
24	N	Mississippi St.	48 58										187	H	Stetson	90 56
													301	A	Wichita St.	58 51
LAST 12 Division I GAMES:																
		24 N Mississippi St.	48 58			176 H Ole Miss	57 51									
		19 N Texas A&M	70 60			4 H South Carolina	56 62									
		141 N Arkansas	68 51			73 A Vanderbilt	69 51									
		35 H Georgia	80 60			19 A Texas A&M	71 76									
		160 A Alabama	46 54			141 H Arkansas	75 57									
		125 A LSU	56 57			160 H Alabama	70 42									

Non-Div I Games:

Tennessee

■ Loss,
■ Non-Conf,
■ S Site,
■ H Home
■ A Away
N Neutral

Tennessee St.

Through Games Of March 12, 2016

Average RPI Win:	271	WON-LOST	WINNING	LAST 10	STRENGTH OF	OPP. STRENGTH	TEAM	ADJ.	CONF.	ADJ CONF.
Average RPI Loss:	152	RECORD	PCT. RANK	GAMES	SCHEDULE	OF SCHEDULE	RPI	RPI	RPI	RPI
DIV. I ONLY	10- 18	253	3- 7	200	246	255	255	24	24	
DIV. I NON-CONF.	3- 8	258	0- 0	108	141	217	217	24	24	
TOTALS	RPI 1-25	RPI 26-50	W-L RECORDS	RPI 51-100	RPI 101-150	RPI 150+				
10- 18	0- 2	0- 1	OVERALL	0- 3	1- 3	9- 9				
7- 3	0- 0	0- 0	HOME	0- 1	1- 0	6- 2				
2- 12	0- 2	0- 1	AWAY	0- 1	0- 3	2- 5				
1- 3	0- 0	0- 0	NEUTRAL	0- 1	0- 0	1- 2				
3- 8	0- 2	0- 1	NON-CONFERENCE	0- 0	0- 2	3- 3				
2- 0	0- 0	0- 0	HOME	0- 0	0- 0	2- 0				
0- 6	0- 2	0- 1	AWAY	0- 0	0- 2	0- 1				
1- 2	0- 0	0- 0	NEUTRAL	0- 0	0- 0	1- 2				
7- 10	0- 0	0- 0	CONFERENCE	0- 3	1- 1	6- 6				
5- 3	0- 0	0- 0	HOME	0- 1	1- 0	4- 2				
2- 6	0- 0	0- 0	AWAY	0- 1	0- 1	2- 4				
0- 1	0- 0	0- 0	NEUTRAL	0- 1	0- 0	0- 0				

RPI 1-25				RPI 26-50				RPI 51-100				RPI 101+ Team's RPI: 255			
RPI	S	Opponent	Score	RPI	S	Opponent	Score	RPI	S	Opponent	Score	RPI	S	Opponent	Score
12	A	Kentucky	39 81	46	A	Indiana	56 88	77	A	Belmont	65 80	108	A	UT Martin	50 77
24	A	Mississippi St.	54 82					77	H	Belmont	51 71	130	A	Youngstown St.	58 69
								77	N	Belmont	60 68	138	A	Southern Ill.	70 79
												149	H	SIUE	73 61
												177	A	Eastern Ky.	67 78
												177	H	Eastern Ky.	66 70
												179	N	Fla. Atlantic	64 69
												182	A	Illinois	43 98
												220	N	Alabama St.	74 64
												228	H	Texas Southern	72 56
												233	A	Southeast Mo. St.	65 75
												234	N	Utah St.	46 63
												261	H	Murray St.	69 58
												269	H	Austin Peay	66 58
												279	A	Tennessee Tech	60 70
												279	H	Tennessee Tech	56 64
												298	A	Jacksonville St.	55 69
												298	H	Jacksonville St.	50 40
												307	A	Morehead St.	68 60
												307	H	Morehead St.	78 76
												334	H	Lipscomb	77 65
												340	A	Eastern Ill.	62 53
LAST 12 Division I GAMES:															
				77	N	Belmont	60 68	307	H	Morehead St.	78 76				
				77	H	Belmont	51 71	177	H	Eastern Ky.	66 70				
				307	A	Morehead St.	68 60	298	A	Jacksonville St.	55 69				
				298	H	Jacksonville St.	50 40	108	A	UT Martin	50 77				
				177	A	Eastern Ky.	67 78	77	A	Belmont	65 80				
				279	H	Tennessee Tech	56 64	279	A	Tennessee Tech	60 70				

Non-Div I Games: Lane 75 44 North Ala. 58 40

Tennessee St.

Loss, Non-Conf, S Site, H Home A Away N Neutral

Tennessee Tech

Through Games Of March 12, 2016

Average RPI Win:	285	WON-LOST	WINNING	LAST 10	STRENGTH OF	OPP. STRENGTH	TEAM	ADJ.	CONF.	ADJ CONF.
Average RPI Loss:	157	RECORD	PCT. RANK	GAMES	SCHEDULE	OF SCHEDULE	RPI	RPI	RPI	RPI
DIV. I ONLY	10- 19	258	5- 5	251	231	279	279	24	24	
DIV. I NON-CONF.	4- 9	245	0- 0	188	147	261	261	24	24	
TOTALS	RPI 1-25	RPI 26-50	W-L RECORDS	RPI 51-100	RPI 101-150	RPI 150+				
10- 19	0- 1	0- 2	OVERALL	0- 3	0- 4	10- 9				
7- 9	0- 1	0- 1	HOME	0- 1	0- 2	7- 4				
3- 10	0- 0	0- 1	AWAY	0- 2	0- 2	3- 5				
0- 0	0- 0	0- 0	NEUTRAL	0- 0	0- 0	0- 0				
4- 9	0- 1	0- 2	NON-CONFERENCE	0- 1	0- 2	4- 3				
3- 5	0- 1	0- 1	HOME	0- 0	0- 1	3- 2				
1- 4	0- 0	0- 1	AWAY	0- 1	0- 1	1- 1				
0- 0	0- 0	0- 0	NEUTRAL	0- 0	0- 0	0- 0				
6- 10	0- 0	0- 0	CONFERENCE	0- 2	0- 2	6- 6				
4- 4	0- 0	0- 0	HOME	0- 1	0- 1	4- 2				
2- 6	0- 0	0- 0	AWAY	0- 1	0- 1	2- 4				
0- 0	0- 0	0- 0	NEUTRAL	0- 0	0- 0	0- 0				

RPI 1-25				RPI 26-50				RPI 51-100				RPI 101+ Team's RPI: 279			
RPI	S	Opponent	Score	RPI	S	Opponent	Score	RPI	S	Opponent	Score	RPI	S	Opponent	Score
14	H	Louisville	54 76	35	A	Georgia	48 81	59	A	Middle Tenn.	53 69	108	A	UT Martin	53 67
				43	H	Arkansas St.	55 77	77	A	Belmont	49 70	114	H	Mercer	47 63
								77	H	Belmont	79 80	146	A	Northern Ky.	62 88
												149	H	SIUE	68 83
												168	A	Xavier	47 64
												177	A	Eastern Ky.	77 72
												177	H	Eastern Ky.	67 71
												188	H	Southern Miss.	57 69
												233	H	Southeast Mo. St.	57 60
												252	H	Clemson	53 71
												255	A	Tennessee St.	64 56
												255	H	Tennessee St.	70 60
												261	A	Murray St.	50 56
												269	A	Austin Peay	75 91
												271	H	Georgia St.	72 65
												298	A	Jacksonville St.	46 55
												298	H	Jacksonville St.	51 49
												301	H	Wichita St.	54 48
												307	A	Morehead St.	71 75
												307	H	Morehead St.	77 69
												312	A	UNCG	73 64
												334	H	Lipscomb	81 70
												340	H	Eastern Ill.	81 74
LAST 12 Division I GAMES:															
177	H	Eastern Ky.	67 71	77	H	Belmont	79 80	307	A	Morehead St.	71 75	177	A	Eastern Ky.	77 72
77	A	Belmont	49 70	255	H	Tennessee St.	70 60	233	H	Southeast Mo. St.	57 60	108	A	UT Martin	53 67
307	H	Morehead St.	77 69	298	A	Jacksonville St.	46 55								
298	H	Jacksonville St.	51 49												
255	A	Tennessee St.	64 56												
298	A	Jacksonville St.	46 55												

Non-Div I Games:

Tennessee Tech

■ Loss,
■ Non-Conf,
■ S Site,
■ H Home
■ A Away
N Neutral

Average RPI Win: 116	WON-LOST	WINNING	LAST 10	STRENGTH OF	OPP. STRENGTH	TEAM	ADJ.	CONF.	ADJ CONF.
Average RPI Loss: 10	RECORD	PCT. RANK	GAMES	SCHEDULE	OF SCHEDULE	RPI	RPI	RPI	RPI
DIV. I ONLY	28- 4	10	7- 3	23	6	7	7	3	3
DIV. I NON-CONF.	11- 0	1	0- 0	115	20	10	10	3	3
TOTALS	RPI 1-25	RPI 26-50	W-L RECORDS	RPI 51-100	RPI 101-150	RPI 150+			
28- 4	5- 3	6- 1	OVERALL	0- 0	9- 0	8- 0			
15- 1	3- 1	3- 0	HOME	0- 0	4- 0	5- 0			
10- 2	1- 0	3- 0	AWAY	0- 0	4- 0	2- 0			
3- 1	1- 1	0- 0	NEUTRAL	0- 0	1- 0	1- 0			
11- 0	2- 0	1- 0	NON-CONFERENCE	0- 0	3- 0	5- 0			
7- 0	2- 0	0- 0	HOME	0- 0	1- 0	4- 0			
3- 0	0- 0	1- 0	AWAY	0- 0	1- 0	1- 0			
1- 0	0- 0	0- 0	NEUTRAL	0- 0	1- 0	0- 0			
17- 4	3- 3	5- 1	CONFERENCE	0- 0	6- 0	3- 0			
8- 1	1- 1	3- 0	HOME	0- 0	3- 0	1- 0			
7- 2	1- 1	2- 1	AWAY	0- 0	3- 0	1- 0			
2- 1	1- 1	0- 0	NEUTRAL	0- 0	0- 0	1- 0			

RPI	S	Opponent	Score
2	A	Baylor	48 74
2	H	Baylor	67 80
2	N	Baylor	63 79
9	H	Stanford	77 69
22	A	West Virginia	65 54
22	H	West Virginia	73 50
22	N	West Virginia	67 51
24	H	Mississippi St.	53 47

RPI	S	Opponent	Score
28	A	Tennessee	64 53
31	A	Oklahoma St.	78 48
31	H	Oklahoma St.	70 55
32	A	Oklahoma	56 74
32	H	Oklahoma	83 76
48	A	Kansas St.	66 51
48	H	Kansas St.	58 51

RPI	S	Opponent	Score
104	A	Little Rock	66 56
109	A	TCU	65 58
109	H	TCU	71 58
133	H	Northwestern St.	86 33
134	A	Iowa St.	65 49
134	H	Iowa St.	75 54
139	A	Texas Tech	76 55
139	H	Texas Tech	86 62
141	N	Arkansas	61 50
206	H	Sam Houston St.	83 49
207	H	Hampton	79 52
222	A	Kansas	75 38
222	H	Kansas	70 46
222	N	Kansas	66 50
225	A	Rice	70 47
227	H	Canisius	92 62
268	H	UTSA	90 53

LAST 12 Division I GAMES:

2 N Baylor	63 79	22 H West Virginia	73 50
22 N West Virginia	67 51	48 H Kansas St.	58 51
222 N Kansas	66 50	32 A Oklahoma	56 74
2 A Baylor	48 74	31 H Oklahoma St.	70 55
109 H TCU	71 58	134 A Iowa St.	65 49
139 A Texas Tech	76 55	48 A Kansas St.	66 51

Non-Div I Games:

Texas

■ Loss,
 ■ Non-Conf, S Site,
 ■ Home
 ■ Away
 N Neutral

Average RPI Win:	113	WON-LOST	WINNING	LAST 10	STRENGTH OF	OPP. STRENGTH	TEAM	ADJ.	CONF.	ADJ CONF.
Average RPI Loss:	30	RECORD	PCT. RANK	GAMES	SCHEDULE	OF SCHEDULE	RPI	RPI	RPI	RPI
DIV. I ONLY	21- 9	64	6- 4	11	11	19	19	2	2	
DIV. I NON-CONF.	10- 3	61	0- 0	23	18	26	26	2	2	
TOTALS	RPI 1-25	RPI 26-50	W-L RECORDS	RPI 51-100	RPI 101-150	RPI 150+				
21- 9	1- 5	5- 3	OVERALL	3- 0	6- 1	6- 0				
12- 3	1- 2	3- 1	HOME	0- 0	4- 0	4- 0				
6- 3	0- 0	1- 0	AWAY	2- 0	1- 0	2- 0				
3- 3	0- 2	1- 1	NEUTRAL	1- 0	1- 0	0- 0				
10- 3	0- 2	2- 1	NON-CONFERENCE	1- 0	4- 0	3- 0				
6- 1	0- 0	0- 1	HOME	0- 0	3- 0	3- 0				
1- 0	0- 0	1- 0	AWAY	0- 0	0- 0	0- 0				
3- 2	0- 2	1- 0	NEUTRAL	1- 0	1- 0	0- 0				
11- 6	1- 3	3- 2	CONFERENCE	2- 0	2- 1	3- 0				
6- 2	1- 2	3- 0	HOME	0- 0	1- 0	1- 0				
5- 3	0- 1	0- 1	AWAY	2- 0	1- 1	2- 0				
0- 1	0- 0	0- 1	NEUTRAL	0- 0	0- 0	0- 0				

RPI 1-25				RPI 26-50				RPI 51-100				RPI 101+			
RPI	S	Opponent	Score	RPI	S	Opponent	Score	RPI	S	Opponent	Score	RPI	S	Opponent	Score
4	A	South Carolina	58 59	27	A	Florida	81 83	57	A	Auburn	57 49	104	H	Little Rock	69 39
4	H	South Carolina	63 70	28	H	Tennessee	76 71	73	A	Vanderbilt	75 63	105	N	Hawaii	82 41
6	N	Ohio St.	80 95	28	N	Tennessee	60 70	83	N	California	75 58	109	H	TCU	82 78
12	H	Kentucky	58 71	29	H	DePaul	66 80					125	A	LSU	53 35
16	N	BYU	64 72	32	N	Oklahoma	74 68					125	H	LSU	68 54
24	H	Mississippi St.	64 58	35	H	Georgia	73 62					141	A	Arkansas	61 67
				45	H	Missouri	81 77					147	H	Southern U.	88 47
				47	A	Duke	72 66					160	A	Alabama	59 56
LAST 12 Division I GAMES:															
				28	N	Tennessee	60 70	24	H	Mississippi St.	64 58				
				12	H	Kentucky	58 71	28	H	Tennessee	76 71				
				57	A	Auburn	57 49	27	A	Florida	81 83				
				73	A	Vanderbilt	75 63	4	H	South Carolina	63 70				
				125	H	LSU	68 54	160	A	Alabama	59 56				
				176	A	Ole Miss	62 48	45	H	Missouri	81 77				

Non-Div I Games:

Texas A&M

■ Loss,
■ Non-Conf, S Site,
■ Home
■ Away
N Neutral

Texas Southern

Through Games Of March 12, 2016

Average RPI Win:	295	WON-LOST	WINNING	LAST 10	STRENGTH OF	OPP. STRENGTH	TEAM	ADJ.	CONF.	ADJ CONF.
Average RPI Loss:	183	RECORD	PCT. RANK	GAMES	SCHEDULE	OF SCHEDULE	RPI	RPI	RPI	RPI
DIV. I ONLY	19- 11	89	6- 4	348	322	228	228	30	30	
DIV. I NON-CONF.	4- 6	201	0- 0	343	90	288	288	31	31	
TOTALS	RPI 1-25	RPI 26-50	W-L RECORDS	RPI 51-100	RPI 101-150	RPI 150+				
19- 11	0- 0	0- 1	OVERALL	0- 0	1- 3	18- 7				
8- 4	0- 0	0- 0	HOME	0- 0	1- 0	7- 4				
9- 6	0- 0	0- 1	AWAY	0- 0	0- 2	9- 3				
2- 1	0- 0	0- 0	NEUTRAL	0- 0	0- 1	2- 0				
4- 6	0- 0	0- 1	NON-CONFERENCE	0- 0	0- 1	4- 4				
1- 2	0- 0	0- 0	HOME	0- 0	0- 0	1- 2				
2- 4	0- 0	0- 1	AWAY	0- 0	0- 1	2- 2				
1- 0	0- 0	0- 0	NEUTRAL	0- 0	0- 0	1- 0				
15- 5	0- 0	0- 0	CONFERENCE	0- 0	1- 2	14- 3				
7- 2	0- 0	0- 0	HOME	0- 0	1- 0	6- 2				
7- 2	0- 0	0- 0	AWAY	0- 0	0- 1	7- 1				
1- 1	0- 0	0- 0	NEUTRAL	0- 0	0- 1	1- 0				

RPI 1-25			RPI 26-50			RPI 51-100			RPI 101+			Team's RPI: 228
RPI	S	Opponent	Score	RPI	S	Opponent	Score	RPI	S	Opponent	Score	
				31	A	Oklahoma St.	52 87					
								125	A	LSU	36 86	
								147	A	Southern U.	55 56	
								147	H	Southern U.	59 45	
								147	N	Southern U.	54 62	
								181	A	Grambling	62 50	
								181	H	Grambling	46 49	
								206	H	Sam Houston St.	51 53	
								220	A	Alabama St.	51 57	
								220	H	Alabama St.	48 58	
								222	A	Kansas	65 72	
								225	A	Rice	69 66	
								255	A	Tennessee St.	56 72	
								260	H	Houston Baptist	65 77	
								268	A	UTSA	59 44	
								278	A	Prairie View	50 43	
								278	H	Prairie View	72 65	
								296	A	Alcorn	53 41	
								296	H	Alcorn	68 39	
								308	A	Jackson St.	62 36	
								308	H	Jackson St.	66 47	
								308	N	Jackson St.	65 47	
								311	H	A&M-Corpus Christi	51 43	
								334	N	Lipscomb	66 62	
								337	A	Ark.-Pine Bluff	57 51	
								337	H	Ark.-Pine Bluff	57 30	
								346	A	Alabama A&M	57 38	
LAST 12 Division I GAMES:												
				147	N	Southern U.	54 62	337	A	Ark.-Pine Bluff	57 51	
				308	N	Jackson St.	65 47	349	A	Mississippi Val.	85 30	
				296	A	Alcorn	53 41	181	H	Grambling	46 49	
				147	A	Southern U.	55 56	308	H	Jackson St.	66 47	
				220	H	Alabama St.	48 58	278	A	Prairie View	50 43	
				346	H	Alabama A&M	72 41	346	A	Alabama A&M	57 38	

Non-Div I Games:

Texas Southern

■ Loss,
 ■ Non-Conf,
 ■ S Site,
 ■ Home
 ■ A Away
 N Neutral

RPI	S	Opponent	Score	
346	H	Alabama A&M	72	41
349	A	Mississippi Val.	85	30
349	H	Mississippi Val.	76	38

Average RPI Win:	230	WON-LOST	WINNING	LAST 10	STRENGTH OF	OPP. STRENGTH	TEAM	ADJ.	CONF.	ADJ CONF.
Average RPI Loss:	139	RECORD	PCT. RANK	GAMES	SCHEDULE	OF SCHEDULE	RPI	RPI	RPI	RPI
DIV. I ONLY	10- 19	258	2- 8	166	158	246	246	15	15	
DIV. I NON-CONF.	3- 5	218	0- 0	116	52	177	177	14	14	
TOTALS	RPI 1-25	RPI 26-50	W-L RECORDS	RPI 51-100	RPI 101-150	RPI 150+				
10- 19	0- 1	0- 4	OVERALL	0- 0	2- 7	8- 7				
7- 5	0- 0	0- 1	HOME	0- 0	1- 2	6- 2				
3- 10	0- 1	0- 2	AWAY	0- 0	1- 2	2- 5				
0- 4	0- 0	0- 1	NEUTRAL	0- 0	0- 3	0- 0				
3- 5	0- 1	0- 2	NON-CONFERENCE	0- 0	0- 2	3- 0				
2- 0	0- 0	0- 0	HOME	0- 0	0- 0	2- 0				
1- 2	0- 1	0- 1	AWAY	0- 0	0- 0	1- 0				
0- 3	0- 0	0- 1	NEUTRAL	0- 0	0- 2	0- 0				
7- 14	0- 0	0- 2	CONFERENCE	0- 0	2- 5	5- 7				
5- 5	0- 0	0- 1	HOME	0- 0	1- 2	4- 2				
2- 8	0- 0	0- 1	AWAY	0- 0	1- 2	1- 5				
0- 1	0- 0	0- 0	NEUTRAL	0- 0	0- 1	0- 0				

RPI S	Opponent	Score	RPI S	Opponent	Score	RPI S	Opponent	Score	RPI S	Opponent	Score	Team's RPI: 246
19 A	Texas A&M	50 87	43 A	Arkansas St.	50 87				104 A	Little Rock	45 57	
			43 H	Arkansas St.	59 74				104 H	Little Rock	67 57	
			45 A	Missouri	56 82				104 N	Little Rock	50 62	
			47 N	Duke	34 85				119 A	Troy	79 112	
									119 H	Troy	73 88	
									121 N	Idaho	55 75	
									134 N	Iowa St.	61 83	
									136 A	La.-Lafayette	46 42	
									136 H	La.-Lafayette	47 59	
									156 A	UT Arlington	69 78	
									156 H	UT Arlington	48 80	
									193 A	South Ala.	73 71	
									193 H	South Ala.	56 70	
									240 H	North Texas	64 62	
									259 A	Appalachian St.	71 90	
									259 H	Appalachian St.	87 76	
									260 A	Houston Baptist	71 66	
									268 H	UTSA	72 64	
									270 A	La.-Monroe	59 63	
									270 H	La.-Monroe	63 57	
									271 A	Georgia St.	62 73	
									271 H	Georgia St.	80 71	
									295 A	Ga. Southern	64 78	
									295 H	Ga. Southern	61 56	
LAST 12 Division I GAMES:												
	104 N	Little Rock	50	62		136 H	La.-Lafayette	47	59			
	193 H	South Ala.	56	70		270 H	La.-Monroe	63	57			
	119 H	Troy	73	88		259 H	Appalachian St.	87	76			
	156 A	UT Arlington	69	78		156 H	UT Arlington	48	80			
	104 A	Little Rock	45	57		295 A	Ga. Southern	64	78			
	43 A	Arkansas St.	50	87		271 A	Georgia St.	62	73			

Non-Div I Games: Tex. A&M-Commerce 80 60 St. Edward's 52 44

Texas St.

Loss, Non-Conf, S Site, H Home A Away N Neutral

Average RPI Win:	216	WON-LOST	WINNING	LAST 10	STRENGTH OF	OPP. STRENGTH	TEAM	ADJ.	CONF.	ADJ CONF.
Average RPI Loss:	76	RECORD	PCT. RANK	GAMES	SCHEDULE	OF SCHEDULE	RPI	RPI	RPI	RPI
DIV. I ONLY	17- 13	137	6- 4	97	113	117	117	11	11	
DIV. I NON-CONF.	5- 6	180	0- 0	80	68	144	144	13	13	
TOTALS	RPI 1-25	RPI 26-50	W-L RECORDS	RPI 51-100	RPI 101-150	RPI 150+				
17- 13	0- 1	0- 2	OVERALL	3- 7	3- 3	11- 0				
8- 5	0- 0	0- 0	HOME	1- 4	2- 1	5- 0				
7- 5	0- 0	0- 0	AWAY	1- 0	1- 0	5- 0				
2- 3	0- 0	0- 1	NEUTRAL	1- 1	0- 1	1- 0				
5- 6	0- 1	0- 2	NON-CONFERENCE	1- 2	0- 1	4- 0				
2- 2	0- 0	0- 0	HOME	0- 1	0- 1	2- 0				
1- 2	0- 1	0- 1	AWAY	0- 0	0- 0	1- 0				
2- 2	0- 0	0- 1	NEUTRAL	1- 1	0- 0	1- 0				
12- 7	0- 0	0- 0	CONFERENCE	2- 5	3- 2	7- 0				
6- 3	0- 0	0- 0	HOME	1- 3	2- 0	3- 0				
6- 3	0- 0	0- 0	AWAY	1- 2	1- 1	4- 0				
0- 1	0- 0	0- 0	NEUTRAL	0- 0	0- 1	0- 0				

RPI 1-25				RPI 26-50				RPI 51-100				RPI 101+ Team's RPI: 117			
RPI	S	Opponent	Score	RPI	S	Opponent	Score	RPI	S	Opponent	Score	RPI	S	Opponent	Score
1	A	Notre Dame	39 74	34	A	St. Bonaventure	63 74	51	H	Ohio	57 77	106	H	Buffalo	71 60
				44	N	Albany (NY)	55 63	65	A	Ball St.	69 75	124	A	Akron	71 81
								65	H	Ball St.	58 68	124	N	Akron	71 73
								68	A	Central Mich.	81 79	127	H	Arizona	59 62
								68	H	Central Mich.	76 72	150	A	Western Mich.	80 68
								69	N	VCU	80 61	150	H	Western Mich.	80 73
								82	H	Dayton	57 83	247	N	Columbia	88 75
								86	A	Eastern Mich.	41 59	249	A	Ill.-Chicago	60 51
								86	H	Eastern Mich.	46 58	256	A	Bowling Green	68 60
								96	N	Harvard	70 76	256	H	Bowling Green	75 61
LAST 12 Division I GAMES:															
124	N	Akron	71 73	256	A	Bowling Green	68 60	263	A	Northern Ill.	89 83	318	A	Kent St.	67 64
65	H	Ball St.	58 68	51	H	Ohio	57 77	106	H	Buffalo	71 60	318	H	Kent St.	73 67
68	H	Central Mich.	76 72	150	A	Western Mich.	80 68	264	H	Cleveland St.	66 53	337	H	Ark.-Pine Bluff	74 47
263	A	Northern Ill.	89 83	256	H	Bowling Green	75 61	283	A	Miami (OH)	55 50				
86	H	Eastern Mich.	46 58												
68	A	Central Mich.	81 79												

Non-Div I Games:

Toledo

Average RPI Win:	203	WON-LOST	WINNING	LAST 10	STRENGTH OF	OPP. STRENGTH	TEAM	ADJ.	CONF.	ADJ CONF.
Average RPI Loss:	151	RECORD	PCT. RANK	GAMES	SCHEDULE	OF SCHEDULE	RPI	RPI	RPI	RPI
DIV. I ONLY	7- 24	307	2- 8	182	159	286	286	12	12	
DIV. I NON-CONF.	3- 8	258	0- 0	262	272	294	294	10	10	
TOTALS	RPI 1-25	RPI 26-50	W-L RECORDS	RPI 51-100	RPI 101-150	RPI 150+				
7- 24	0- 0	0- 2	OVERALL	1- 8	0- 1	6- 13				
4- 9	0- 0	0- 1	HOME	1- 3	0- 0	3- 5				
1- 14	0- 0	0- 1	AWAY	0- 4	0- 1	1- 8				
2- 1	0- 0	0- 0	NEUTRAL	0- 1	0- 0	2- 0				
3- 8	0- 0	0- 0	NON-CONFERENCE	0- 2	0- 1	3- 5				
2- 2	0- 0	0- 0	HOME	0- 1	0- 0	2- 1				
0- 6	0- 0	0- 0	AWAY	0- 1	0- 1	0- 4				
1- 0	0- 0	0- 0	NEUTRAL	0- 0	0- 0	1- 0				
4- 16	0- 0	0- 2	CONFERENCE	1- 6	0- 0	3- 8				
2- 7	0- 0	0- 1	HOME	1- 2	0- 0	1- 4				
1- 8	0- 0	0- 1	AWAY	0- 3	0- 0	1- 4				
1- 1	0- 0	0- 0	NEUTRAL	0- 1	0- 0	1- 0				

RPI S	Opponent	Score	RPI S	Opponent	Score	RPI S	Opponent	Score	RPI S	Opponent	Score	Team's RPI: 286
30	A James Madison	45 61	30	H James Madison	57 64	57	H Auburn	52 74	102	A Georgetown	46 82	
						75	A Hofstra	60 64	151	A Northeastern	72 71	
						75	H Hofstra	56 74	151	H Northeastern	63 81	
						79	A Drexel	40 56	152	A Delaware	64 69	
						79	H Drexel	33 74	152	H Delaware	62 66	
						79	N Drexel	54 71	169	A Cornell	60 88	
						80	A Minnesota	86 105	170	A George Mason	76 88	
						92	A Elon	58 80	186	H UMBC	61 51	
						92	H Elon	85 78	219	A William & Mary	65 78	
									219	H William & Mary	54 73	
									219	N William & Mary	71 65	
									226	A Col. of Charleston	55 67	
									226	H Col. of Charleston	62 51	
									231	H Coppin St.	69 81	
									242	N Western Ill.	83 77	
									274	A UNCW	51 53	
									274	H UNCW	49 52	
									284	A Rider	72 78	
									305	H UMKC	70 47	
									326	A North Florida	72 74	
LAST 12 Division I GAMES:												
79	N Drexel	54 71	79	A Drexel	40 56							
219	N William & Mary	71 65	226	H Col. of Charleston	62 51							
79	H Drexel	33 74	92	A Elon	58 80							
151	H Northeastern	63 81	75	H Hofstra	56 74							
219	A William & Mary	65 78	152	H Delaware	62 66							
30	A James Madison	45 61	226	A Col. of Charleston	55 67							

Non-Div I Games:

Towson

■ Loss,
 ■ Non-Conf,
 ■ S Site,
 ■ H Home
 ■ A Away
 N Neutral

Average RPI Win: 216		WON-LOST	WINNING	LAST 10	STRENGTH OF	OPP. STRENGTH	TEAM	ADJ.	CONF.	ADJ CONF.
Average RPI Loss: 138		RECORD	PCT. RANK	GAMES	SCHEDULE	OF SCHEDULE	RPI	RPI	RPI	RPI
DIV. I ONLY		18- 12	114	9- 1	162	202	119	119	15	15
DIV. I NON-CONF.		3- 4	197	0- 0	183	251	146	146	14	14
TOTALS		RPI 1-25	RPI 26-50	W-L RECORDS	RPI 51-100	RPI 101-150	RPI 150+			
18- 12	0- 0		1- 2	OVERALL	0- 2	3- 3	14- 5			
8- 3	0- 0		0- 1	HOME	0- 0	2- 0	6- 2			
7- 9	0- 0		0- 1	AWAY	0- 2	0- 3	7- 3			
3- 0	0- 0		1- 0	NEUTRAL	0- 0	1- 0	1- 0			
3- 4	0- 0		0- 0	NON-CONFERENCE	0- 2	0- 1	3- 1			
1- 0	0- 0		0- 0	HOME	0- 0	0- 0	1- 0			
2- 4	0- 0		0- 0	AWAY	0- 2	0- 1	2- 1			
0- 0	0- 0		0- 0	NEUTRAL	0- 0	0- 0	0- 0			
15- 8	0- 0		1- 2	CONFERENCE	0- 0	3- 2	11- 4			
7- 3	0- 0		0- 1	HOME	0- 0	2- 0	5- 2			
5- 5	0- 0		0- 1	AWAY	0- 0	0- 2	5- 2			
3- 0	0- 0		1- 0	NEUTRAL	0- 0	1- 0	1- 0			

[illegible]

Non-Div I Games:	West Ala.	103	72	Fort Valley St.	118	72
------------------	-----------	-----	----	-----------------	-----	----

Troy

Loss, Non-Conf, S Site, H Home A Away N Neutral

T

u

l

a

n

e

Tulane				Through Games Of March 12, 2016						
Average RPI Win: 192		WON-LOST	WINNING	LAST 10	STRENGTH OF	OPP. STRENGTH	TEAM	ADJ.	CONF.	ADJ CONF.
Average RPI Loss: 35		RECORD	PCT. RANK	GAMES	SCHEDULE	OF SCHEDULE	RPI	RPI	RPI	RPI
DIV. I ONLY		21- 11	80	6- 4	83	77	74	74	9	9
DIV. I NON-CONF.		9- 3	69	0- 0	69	64	53	53	7	7
<hr/>										
TOTALS		RPI 1-25	RPI 26-50	W-L RECORDS	RPI 51-100	RPI 101-150	RPI 150+			
21- 11	0- 7	0- 0	OVERALL	1- 3	8- 1	12- 0				
13- 3	0- 2	0- 0	HOME	1- 1	5- 0	7- 0				
6- 5	0- 3	0- 0	AWAY	0- 1	1- 1	5- 0				
2- 3	0- 2	0- 0	NEUTRAL	0- 1	2- 0	0- 0				
9- 3	0- 2	0- 0	NON-CONFERENCE	1- 1	5- 0	3- 0				
7- 0	0- 0	0- 0	HOME	1- 0	4- 0	2- 0				
1- 1	0- 1	0- 0	AWAY	0- 0	0- 0	1- 0				
1- 2	0- 1	0- 0	NEUTRAL	0- 1	1- 0	0- 0				
12- 8	0- 5	0- 0	CONFERENCE	0- 2	3- 1	9- 0				
6- 3	0- 2	0- 0	HOME	0- 1	1- 0	5- 0				
5- 4	0- 2	0- 0	AWAY	0- 1	1- 1	4- 0				
1- 1	0- 1	0- 0	NEUTRAL	0- 0	1- 0	0- 0				
<hr/>										
RPI 1-25		RPI 26-50		RPI 51-100		Team's RPI: 74	RPI 101+			
RPI S	Opponent	Score	RPI S	Opponent	Score		RPI S	Opponent	Score	
3 A	UConn	40 80					104 H	Little Rock	69 53	
3 H	UConn	38 96					111 N	Virginia	67 62	
3 N	UConn	35 82					113 A	Memphis	67 83	
15 A	Florida St.	72 78					113 N	Memphis	70 64	
20 A	South Fla.	65 77					125 H	LSU	67 63	
20 H	South Fla.	67 71					144 H	McNeese St.	74 55	
21 N	Green Bay	58 79					147 H	Southern U.	77 48	
							148 A	East Carolina	66 51	
							148 H	East Carolina	78 73	
							176 A	Ole Miss	61 59	
							194 A	Tulsa	71 47	
							194 H	Tulsa	61 42	
							197 A	SMU	54 42	
							197 H	SMU	76 64	
							243 H	Cincinnati	70 51	
							275 A	UCF	65 53	
							275 H	UCF	75 54	
							285 A	Houston	59 56	
							285 H	Houston	70 48	
							308 H	Jackson St.	92 49	
							312 H	UNCG	74 53	
<hr/>										
LAST 12 Division I GAMES:										
3 N	UConn	35 82	275 A	UCF	65 53					
113 N	Memphis	70 64	197 H	SMU	76 64					
243 H	Cincinnati	70 51	20 A	South Fla.	65 77					
3 A	UConn	40 80	285 A	Houston	59 56					
70 A	Temple	67 72	3 H	UConn	38 96					
194 H	Tulsa	61 42	70 H	Temple	54 72					

Non-Div I Games:

Tulane

Average RPI Win: 200	WON-LOST	WINNING	LAST 10	STRENGTH OF	OPP. STRENGTH	TEAM	ADJ.	CONF.	ADJ CONF.
Average RPI Loss: 106	RECORD	PCT. RANK	GAMES	SCHEDULE	OF SCHEDULE	RPI	RPI	RPI	RPI
DIV. I ONLY	12- 19	242	5- 5	126	83	194	194	9	9
DIV. I NON-CONF.	3- 8	258	0- 0	66	73	193	193	7	7
TOTALS	RPI 1-25	RPI 26-50	W-L RECORDS	RPI 51-100	RPI 101-150	RPI 150+			
12- 19	0- 3	0- 2	OVERALL	0- 6	5- 3	7- 5			
5- 9	0- 2	0- 2	HOME	0- 1	1- 2	4- 2			
6- 7	0- 1	0- 0	AWAY	0- 4	4- 0	2- 2			
1- 3	0- 0	0- 0	NEUTRAL	0- 1	0- 1	1- 1			
3- 8	0- 0	0- 2	NON-CONFERENCE	0- 2	2- 2	1- 2			
1- 4	0- 0	0- 2	HOME	0- 0	0- 1	1- 1			
2- 2	0- 0	0- 0	AWAY	0- 2	2- 0	0- 0			
0- 2	0- 0	0- 0	NEUTRAL	0- 0	0- 1	0- 1			
9- 11	0- 3	0- 0	CONFERENCE	0- 4	3- 1	6- 3			
4- 5	0- 2	0- 0	HOME	0- 1	1- 1	3- 1			
4- 5	0- 1	0- 0	AWAY	0- 2	2- 0	2- 2			
1- 1	0- 0	0- 0	NEUTRAL	0- 1	0- 0	1- 0			

RPI 1-25				RPI 26-50				RPI 51-100				RPI 101+ Team's RPI: 194			
RPI	S	Opponent	Score	RPI	S	Opponent	Score	RPI	S	Opponent	Score	RPI	S	Opponent	Score
3	A	UConn	35 95	32	H	Oklahoma	62 75	54	A	Saint Louis	73 82	104	A	Little Rock	74 63
3	H	UConn	30 94	48	H	Kansas St.	67 75	70	A	Temple	46 66	110	N	Drake	80 91
20	H	South Fla.	66 72					70	N	Temple	52 78	113	A	Memphis	65 59
								74	A	Tulane	42 61	113	H	Memphis	58 69
								74	H	Tulane	47 71	141	A	Arkansas	74 67
								91	A	UNI	59 75	142	H	Oral Roberts	53 59
												148	A	East Carolina	55 54
												148	H	East Carolina	81 79
												170	N	George Mason	63 64
												181	H	Grambling	79 51
												197	A	SMU	45 62
												197	H	SMU	56 54
												229	H	Indiana St.	63 67
												243	A	Cincinnati	76 63
												243	H	Cincinnati	53 55
												275	A	UCF	74 75
												275	H	UCF	95 71
												285	A	Houston	79 62
												285	H	Houston	44 28
												285	N	Houston	76 38
LAST 12 Division I GAMES:															
				70	N	Temple	52 78	275	H	UCF	95 71				
				285	N	Houston	76 38	285	H	Houston	44 28				
				243	A	Cincinnati	76 63	148	A	East Carolina	55 54				
				20	H	South Fla.	66 72	275	A	UCF	74 75				
				74	A	Tulane	42 61	3	H	UConn	30 94				
				197	A	SMU	45 62	113	H	Memphis	58 69				

Non-Div I Games:

Tulsa

■ Loss,
 ■ Non-Conf,
 ■ S Site,
 ■ Home
 ■ A Away
 N Neutral

UAB				STRENGTH OF SCHEDULE	OPP. STRENGTH OF SCHEDULE	TEAM RPI	ADJ. RPI	CONF. RPI	ADJ CONF. RPI
Average RPI Win:	211	WON-LOST RECORD	WINNING PCT. RANK						
Average RPI Loss:	107		LAST 10 GAMES						
DIV. I ONLY	15- 16	175	5- 5	116	144	155	155	13	13
DIV. I NON-CONF.	7- 4	110	0- 0	168	234	118	118	11	11

TOTALS	RPI 1-25	RPI 26-50	W-L RECORDS	RPI 51-100	RPI 101-150	RPI 150+			
15- 16	0- 1	0- 5	OVERALL	1- 4	3- 2	11- 4			
10- 4	0- 0	0- 1	HOME	1- 1	3- 1	6- 1			
3- 10	0- 1	0- 2	AWAY	0- 3	0- 1	3- 3			
2- 2	0- 0	0- 2	NEUTRAL	0- 0	0- 0	2- 0			
7- 4	0- 1	0- 1	NON-CONFERENCE	0- 2	2- 0	5- 0			
5- 0	0- 0	0- 0	HOME	0- 0	2- 0	3- 0			
1- 3	0- 1	0- 0	AWAY	0- 2	0- 0	1- 0			
1- 1	0- 0	0- 1	NEUTRAL	0- 0	0- 0	1- 0			
8- 12	0- 0	0- 4	CONFERENCE	1- 2	1- 2	6- 4			
5- 4	0- 0	0- 1	HOME	1- 1	1- 1	3- 1			
2- 7	0- 0	0- 2	AWAY	0- 1	0- 1	2- 3			
1- 1	0- 0	0- 1	NEUTRAL	0- 0	0- 0	1- 0			

RPI 1-25				RPI 26-50				RPI 51-100				RPI 101+ Team's RPI: 155			
RPI	S	Opponent	Score	RPI	S	Opponent	Score	RPI	S	Opponent	Score	RPI	S	Opponent	Score
15	A	Florida St.	44 84	37	A	UTEP	54 62	57	A	Auburn	71 85	112	H	Samford	61 41
				37	N	UTEP	59 62	59	A	Middle Tenn.	40 68	119	H	Troy	89 67
				38	A	Western Ky.	55 64	59	H	Middle Tenn.	72 77	128	A	Marshall	65 73
				38	H	Western Ky.	49 63	77	A	Belmont	62 63	128	H	Marshall	61 64
				49	N	North Carolina St.	56 67	89	H	Charlotte	75 57	129	H	Old Dominion	58 55
												179	A	Fla. Atlantic	67 62
												179	H	Fla. Atlantic	51 52
												188	H	Southern Miss.	53 49
												188	N	Southern Miss.	64 46
												193	A	South Ala.	53 39
												208	H	Louisiana Tech	64 49
												225	A	Rice	64 55
												240	A	North Texas	51 53
												251	N	High Point	56 46
												268	A	UTSA	52 54
												293	H	South Carolina St.	71 38
												304	A	FIU	61 72
												304	H	FIU	71 42
												337	H	Ark.-Pine Bluff	82 32
												349	H	Mississippi Val.	80 33
LAST 12 Division I GAMES:															
				37	N	UTEP	59 62	59	H	Middle Tenn.	72 77				
				188	N	Southern Miss.	64 46	208	H	Louisiana Tech	64 49				
				179	H	Fla. Atlantic	51 52	188	H	Southern Miss.	53 49				
				304	H	FIU	71 42	179	A	Fla. Atlantic	67 62				
				38	A	Western Ky.	55 64	304	A	FIU	61 72				
				128	A	Marshall	65 73	128	H	Marshall	61 64				

Non-Div I Games:

UAB

■ Loss,
 ■ Non-Conf,
 ■ S Site,
 ■ Home
 ■ A Away
 N Neutral

Average RPI Win:	249	WON-LOST	WINNING	LAST 10	STRENGTH OF	OPP. STRENGTH	TEAM	ADJ.	CONF.	ADJ CONF.
Average RPI Loss:	128	RECORD	PCT. RANK	GAMES	SCHEDULE	OF SCHEDULE	RPI	RPI	RPI	RPI
DIV. I ONLY	18- 13	127	6- 4	268	213	166	166	22	22	
DIV. I NON-CONF.	6- 6	160	0- 0	261	128	197	197	21	21	
TOTALS	RPI 1-25	RPI 26-50	W-L RECORDS	RPI 51-100	RPI 101-150	RPI 150+				
18- 13	0- 1	0- 1	OVERALL	2- 3	1- 4	15- 4				
7- 5	0- 1	0- 0	HOME	0- 1	1- 1	6- 2				
9- 5	0- 0	0- 0	AWAY	1- 2	0- 2	8- 1				
2- 3	0- 0	0- 1	NEUTRAL	1- 0	0- 1	1- 1				
6- 6	0- 1	0- 1	NON-CONFERENCE	1- 1	0- 0	5- 3				
1- 3	0- 1	0- 0	HOME	0- 0	0- 0	1- 2				
5- 1	0- 0	0- 0	AWAY	1- 1	0- 0	4- 0				
0- 2	0- 0	0- 1	NEUTRAL	0- 0	0- 0	0- 1				
12- 7	0- 0	0- 0	CONFERENCE	1- 2	1- 4	10- 1				
6- 2	0- 0	0- 0	HOME	0- 1	1- 1	5- 0				
4- 4	0- 0	0- 0	AWAY	0- 1	0- 2	4- 1				
2- 1	0- 0	0- 0	NEUTRAL	1- 0	0- 1	1- 0				

RPI 1-25				RPI 26-50				RPI 51-100				RPI 101+				Team's RPI: 166	
RPI	S	Opponent	Score	RPI	S	Opponent	Score	RPI	S	Opponent	Score	RPI	S	Opponent	Score		
9	H	Stanford	45 74	44	N	Albany (NY)	70 80	53	A	St. Mary's (CA)	78 71	105	A	Hawaii	50 70		
								66	A	UC Riverside	73 80	105	H	Hawaii	60 58		
								66	H	UC Riverside	76 90	105	N	Hawaii	59 78		
								66	N	UC Riverside	81 72	135	A	Long Beach St.	64 74		
								88	A	Utah	58 88	135	H	Long Beach St.	62 75		
												172	H	Sacramento St.	77 92		
												178	H	Pacific	53 66		
												190	A	Cal Poly	75 57		
												190	H	Cal Poly	82 71		
												204	A	Utah Valley	59 55		
												238	A	San Diego St.	65 54		
												267	A	UC Santa Barbara	59 66		
												267	H	UC Santa Barbara	80 51		
												267	N	UC Santa Barbara	71 67		
												290	N	Florida A&M	58 61		
												292	A	Portland	72 47		
												302	A	CSUN	75 52		
												302	H	CSUN	57 50		
												321	A	Portland St.	82 70		
												336	A	UC Irvine	76 70		
												336	H	UC Irvine	74 61		
												339	A	Cal St. Fullerton	63 59		
												339	H	Cal St. Fullerton	80 56		
												341	H	Air Force	66 40		
LAST 12 Division I GAMES:																	
				105	N	Hawaii	59 78	66	H	UC Riverside	76 90						
				66	N	UC Riverside	81 72	105	A	Hawaii	50 70						
				267	N	UC Santa Barbara	71 67	339	H	Cal St. Fullerton	80 56						
				336	A	UC Irvine	76 70	190	H	Cal Poly	82 71						
				135	A	Long Beach St.	64 74	339	A	Cal St. Fullerton	63 59						
				302	H	CSUN	57 50	66	A	UC Riverside	73 80						

Non-Div I Games: Cal St. Monterey Ba91 36

UC Davis

■ Loss,
 ■ Non-Conf,
 ■ S Site,
 ■ Home
 ■ A Away
 N Neutral

Average RPI Win:	332	WON-LOST	WINNING	LAST 10	STRENGTH OF	OPP. STRENGTH	TEAM	ADJ.	CONF.	ADJ CONF.
Average RPI Loss:	178	RECORD	PCT. RANK	GAMES	SCHEDULE	OF SCHEDULE	RPI	RPI	RPI	RPI
DIV. I ONLY	3- 27	342	0- 10	289	205	336	336	22	22	
DIV. I NON-CONF.	2- 11	306	0- 0	266	106	314	314	21	21	
TOTALS	RPI 1-25	RPI 26-50	W-L RECORDS	RPI 51-100	RPI 101-150	RPI 150+				
3- 27	0- 1	0- 2	OVERALL	0- 3	0- 4	3- 17				
1- 12	0- 0	0- 1	HOME	0- 1	0- 2	1- 8				
2- 14	0- 0	0- 0	AWAY	0- 0	0- 0	2- 1				
0- 1	0- 0	0- 1	NEUTRAL	0- 0	0- 0	0- 0				
2- 11	0- 1	0- 2	NON-CONFERENCE	0- 1	0- 0	2- 7				
1- 3	0- 0	0- 1	HOME	0- 0	0- 0	1- 2				
1- 7	0- 1	0- 0	AWAY	0- 1	0- 0	1- 5				
0- 1	0- 0	0- 1	NEUTRAL	0- 0	0- 0	0- 0				
1- 16	0- 0	0- 0	CONFERENCE	0- 2	0- 4	1- 10				
0- 9	0- 0	0- 0	HOME	0- 1	0- 2	0- 6				
1- 7	0- 0	0- 0	AWAY	0- 1	0- 2	1- 4				
0- 0	0- 0	0- 0	NEUTRAL	0- 0	0- 0	0- 0				

RPI 1-25				RPI 26-50				RPI 51-100				RPI 101+ Team's RPI: 336			
RPI	S	Opponent	Score	RPI	S	Opponent	Score	RPI	S	Opponent	Score	RPI	S	Opponent	Score
10	A	UCLA	48 83	36	N	Princeton	42 83	56	A	Southern California	56 75	105	A	Hawaii	35 59
				42	H	St. John's (NY)	63 85	66	A	UC Riverside	69 93	105	H	Hawaii	65 83
								66	H	UC Riverside	72 84	135	A	Long Beach St.	49 67
												135	H	Long Beach St.	65 71
												166	A	UC Davis	61 74
												166	H	UC Davis	70 76
												172	A	Sacramento St.	78 126
												190	A	Cal Poly	38 50
												190	H	Cal Poly	54 72
												201	A	San Jose St.	58 79
												211	A	UNLV	52 72
												216	A	CSU Bakersfield	39 65
												232	H	Grand Canyon	53 58
												244	A	Loyola Marymount	50 95
												267	A	UC Santa Barbara	37 66
												267	H	UC Santa Barbara	43 62
												267	H	UC Santa Barbara	62 80
												302	A	CSUN	48 62
												302	H	CSUN	64 83
												309	H	Northern Ariz.	55 71
												325	H	Nevada	68 64
												333	A	Southern Utah	63 58
												339	A	Cal St. Fullerton	62 58
												339	H	Cal St. Fullerton	53 66
LAST 12 Division I GAMES:															
267	H	UC Santa Barbara	43 62	302	A	CSUN	48 62	267	H	UC Santa Barbara	62 80				
166	H	UC Davis	70 76	190	A	Cal Poly	38 50	105	A	Hawaii	35 59				
66	H	UC Riverside	72 84	105	A	Hawaii	35 59	302	H	CSUN	64 83				
135	A	Long Beach St.	49 67	339	A	Cal St. Fullerton	62 58								
267	A	UC Santa Barbara	37 66												
339	H	Cal St. Fullerton	53 66												

Non-Div I Games: San Diego Christian78 49

UC Irvine

■ Loss,
■ Non-Conf, S Site,
■ Home
■ Away
N Neutral

Average RPI Win:	227	WON-LOST	WINNING	LAST 10	STRENGTH OF	OPP. STRENGTH	TEAM	ADJ.	CONF.	ADJ CONF.
Average RPI Loss:	61	RECORD	PCT. RANK	GAMES	SCHEDULE	OF SCHEDULE	RPI	RPI	RPI	RPI
DIV. I ONLY	23- 8	51	9- 1	156	190	66	66	22	22	
DIV. I NON-CONF.	7- 7	160	0- 0	61	55	92	92	21	21	
TOTALS	RPI 1-25	RPI 26-50	W-L RECORDS	RPI 51-100	RPI 101-150	RPI 150+				
23- 8	0- 2	0- 2	OVERALL	0- 3	5- 0	18- 1				
11- 1	0- 1	0- 0	HOME	0- 0	3- 0	8- 0				
11- 6	0- 1	0- 2	AWAY	0- 3	2- 0	9- 0				
1- 1	0- 0	0- 0	NEUTRAL	0- 0	0- 0	1- 1				
7- 7	0- 2	0- 2	NON-CONFERENCE	0- 3	1- 0	6- 0				
3- 1	0- 1	0- 0	HOME	0- 0	1- 0	2- 0				
3- 6	0- 1	0- 2	AWAY	0- 3	0- 0	3- 0				
1- 0	0- 0	0- 0	NEUTRAL	0- 0	0- 0	1- 0				
16- 1	0- 0	0- 0	CONFERENCE	0- 0	4- 0	12- 1				
8- 0	0- 0	0- 0	HOME	0- 0	2- 0	6- 0				
8- 0	0- 0	0- 0	AWAY	0- 0	2- 0	6- 0				
0- 1	0- 0	0- 0	NEUTRAL	0- 0	0- 0	0- 1				

RPI 1-25				RPI 26-50				RPI 51-100				Team's RPI: 66	RPI 101+			
RPI	S	Opponent	Score	RPI	S	Opponent	Score	RPI	S	Opponent	Score		RPI	S	Opponent	Score
5	A	Oregon St.	65 86	33	A	Washington	43 78	72	A	San Francisco	76 88		105	A	Hawaii	77 74
10	H	UCLA	56 70	37	A	UTEP	57 68	83	A	California	58 64		105	H	Hawaii	81 77
								84	A	Oregon	81 95		107	H	Fresno St.	86 68
													135	A	Long Beach St.	78 60
													135	H	Long Beach St.	83 58
													166	A	UC Davis	90 76
													166	H	UC Davis	80 73
													166	N	UC Davis	72 81
													190	A	Cal Poly	75 62
													190	H	Cal Poly	93 83
													216	H	CSU Bakersfield	81 61
													232	A	Grand Canyon	85 67
													233	N	Southeast Mo. St.	85 67
													238	A	San Diego St.	85 68
													244	H	Loyola Marymount	80 62
													267	A	UC Santa Barbara	83 53
													267	H	UC Santa Barbara	92 81
													272	A	Seattle	92 70
													302	A	CSUN	84 62
													302	H	CSUN	83 76
													336	A	UC Irvine	84 72
													336	H	UC Irvine	93 69
													339	A	Cal St. Fullerton	90 43
													339	H	Cal St. Fullerton	69 45
LAST 12 Division I GAMES:																
				166	N	UC Davis	72 81						135	H	Long Beach St.	83 58
				339	H	Cal St. Fullerton	69 45						190	A	Cal Poly	75 62
				336	A	UC Irvine	84 72						339	A	Cal St. Fullerton	90 43
				105	H	Hawaii	81 77						302	H	CSUN	83 76
				302	A	CSUN	84 62						166	H	UC Davis	80 73
				166	A	UC Davis	90 76						190	H	Cal Poly	93 83

Non-Div I Games:

UC Riverside

■ Loss,
■ Non-Conf,
■ S Site,
■ Home
■ A Away
N Neutral

UC Santa Barbara

Through Games Of March 12, 2016

Average RPI Win:	288	WON-LOST	WINNING	LAST 10	STRENGTH OF	OPP. STRENGTH	TEAM	ADJ.	CONF.	ADJ CONF.
Average RPI Loss:	139	RECORD	PCT. RANK	GAMES	SCHEDULE	OF SCHEDULE	RPI	RPI	RPI	RPI
DIV. I ONLY	11- 20	255	4- 6	252	238	267	267	22	22	
DIV. I NON-CONF.	2- 11	306	0- 0	201	195	306	306	21	21	
TOTALS	RPI 1-25	RPI 26-50	W-L RECORDS	RPI 51-100	RPI 101-150	RPI 150+				
11- 20	0- 0	0- 0	OVERALL	0- 6	0- 7	11- 7				
7- 6	0- 0	0- 0	HOME	0- 2	0- 2	7- 2				
4- 13	0- 0	0- 0	AWAY	0- 4	0- 5	4- 4				
0- 1	0- 0	0- 0	NEUTRAL	0- 0	0- 0	0- 1				
2- 11	0- 0	0- 0	NON-CONFERENCE	0- 4	0- 3	2- 4				
2- 3	0- 0	0- 0	HOME	0- 1	0- 0	2- 2				
0- 8	0- 0	0- 0	AWAY	0- 3	0- 3	0- 2				
0- 0	0- 0	0- 0	NEUTRAL	0- 0	0- 0	0- 0				
9- 9	0- 0	0- 0	CONFERENCE	0- 2	0- 4	9- 3				
5- 3	0- 0	0- 0	HOME	0- 1	0- 2	5- 0				
4- 5	0- 0	0- 0	AWAY	0- 1	0- 2	4- 2				
0- 1	0- 0	0- 0	NEUTRAL	0- 0	0- 0	0- 1				

RPI 1-25				RPI 26-50				RPI 51-100				RPI 101+ Team's RPI: 267					
RPI	S	Opponent	Score	RPI	S	Opponent	Score	RPI	S	Opponent	Score	RPI	S	Opponent	Score		
								64	A	Santa Clara	48	66	105	A	Hawaii	45	59
								64	H	Santa Clara	37	48	105	H	Hawaii	62	63
								66	A	UC Riverside	81	92	121	A	Idaho	42	64
								66	H	UC Riverside	53	83	125	A	LSU	50	68
								84	A	Oregon	51	79	135	A	Long Beach St.	52	60
								97	A	Washington St.	44	61	135	H	Long Beach St.	55	58
													136	A	La.-Lafayette	42	61
													166	A	UC Davis	51	80
													166	H	UC Davis	66	59
													166	N	UC Davis	67	71
													180	H	UTRGV	60	62
													190	A	Cal Poly	60	66
													190	H	Cal Poly	78	67
													216	H	CSU Bakersfield	61	60
													244	H	Loyola Marymount	63	70
													258	A	Wyoming	67	76
													266	A	Pepperdine	69	71
													302	A	CSUN	65	49
													302	H	CSUN	70	58
													307	H	Morehead St.	93	78
													336	A	UC Irvine	80	62
													336	A	UC Irvine	62	43
													336	H	UC Irvine	66	37
													339	A	Cal St. Fullerton	65	47
													339	H	Cal St. Fullerton	79	49
LAST 12 Division I GAMES:																	
				166	N	UC Davis	67	71		302	H	CSUN	70	58			
				336	A	UC Irvine	62	43		135	A	Long Beach St.	52	60			
				105	A	Hawaii	45	59		336	A	UC Irvine	80	62			
				190	A	Cal Poly	60	66		105	H	Hawaii	62	63			
				336	H	UC Irvine	66	37		339	H	Cal St. Fullerton	79	49			
				135	H	Long Beach St.	55	58		166	A	UC Davis	51	80			

Non-Div I Games: La Verne 89 41

UC Santa Barbara

Loss, Non-Conf, S Site, H Home A Away N Neutral

Average RPI Win:	244	WON-LOST	WINNING	LAST 10	STRENGTH OF	OPP. STRENGTH	TEAM	ADJ.	CONF.	ADJ CONF.
Average RPI Loss:	120	RECORD	PCT. RANK	GAMES	SCHEDULE	OF SCHEDULE	RPI	RPI	RPI	RPI
DIV. I ONLY	7- 23	302	3- 7	158	96	275	275	9	9	
DIV. I NON-CONF.	3- 8	258	0- 0	129	167	246	246	7	7	
TOTALS	RPI 1-25	RPI 26-50	W-L RECORDS	RPI 51-100	RPI 101-150	RPI 150+				
7- 23	0- 3	0- 3	OVERALL	0- 4	0- 5	7- 8				
5- 10	0- 1	0- 2	HOME	0- 2	0- 3	5- 2				
2- 11	0- 2	0- 0	AWAY	0- 2	0- 2	2- 5				
0- 2	0- 0	0- 1	NEUTRAL	0- 0	0- 0	0- 1				
3- 8	0- 0	0- 3	NON-CONFERENCE	0- 0	0- 2	3- 3				
2- 4	0- 0	0- 2	HOME	0- 0	0- 1	2- 1				
1- 3	0- 0	0- 0	AWAY	0- 0	0- 1	1- 2				
0- 1	0- 0	0- 1	NEUTRAL	0- 0	0- 0	0- 0				
4- 15	0- 3	0- 0	CONFERENCE	0- 4	0- 3	4- 5				
3- 6	0- 1	0- 0	HOME	0- 2	0- 2	3- 1				
1- 8	0- 2	0- 0	AWAY	0- 2	0- 1	1- 3				
0- 1	0- 0	0- 0	NEUTRAL	0- 0	0- 0	0- 1				

RPI 1-25				RPI 26-50				RPI 51-100				RPI 101+ Team's RPI: 275			
RPI	S	Opponent	Score	RPI	S	Opponent	Score	RPI	S	Opponent	Score	RPI	S	Opponent	Score
3	A	UConn	51 106	27	N	Florida	79 93	70	A	Temple	64 78	106	H	Buffalo	60 66
20	A	South Fla.	63 108	31	H	Oklahoma St.	55 74	70	H	Temple	63 71	113	A	Memphis	59 75
20	H	South Fla.	49 88	42	H	St. John's (NY)	42 70	74	A	Tulane	54 75	113	H	Memphis	52 69
								74	H	Tulane	53 65	124	A	Akron	54 74
												148	H	East Carolina	56 71
												183	H	Butler	63 71
												187	A	Stetson	68 83
												193	A	South Ala.	77 36
												194	A	Tulsa	71 95
												194	H	Tulsa	75 74
												197	A	SMU	50 65
												197	H	SMU	66 54
												197	N	SMU	74 83
												241	A	Omaha	60 75
												243	A	Cincinnati	80 60
												243	H	Cincinnati	50 68
												285	A	Houston	55 64
												285	H	Houston	65 62
												290	H	Florida A&M	93 55
												304	H	FIU	89 72
LAST 12 Division I GAMES:															
197	N	SMU	74 83	113	H	Memphis	52 69								
70	A	Temple	64 78	197	A	SMU	50 65								
285	H	Houston	65 62	285	A	Houston	55 64								
197	H	SMU	66 54	194	H	Tulsa	75 74								
74	H	Tulane	53 65	113	A	Memphis	59 75								
194	A	Tulsa	71 95	20	H	South Fla.	49 88								

Non-Div I Games:

UCF

■ Loss,
 ■ Non-Conf,
 ■ S Site,
 ■ Home
 ■ A Away
 N Neutral

Average RPI Win:	103	WON-LOST	WINNING	LAST 10	STRENGTH OF	OPP. STRENGTH	TEAM	ADJ.	CONF.	ADJ CONF.
Average RPI Loss:	25	RECORD	PCT. RANK	GAMES	SCHEDULE	OF SCHEDULE	RPI	RPI	RPI	RPI
DIV. I ONLY	24- 8	45	8- 2	5	3	10	10	1	1	
DIV. I NON-CONF.	8- 2	51	0- 0	12	32	12	12	1	1	
TOTALS	RPI 1-25	RPI 26-50	W-L RECORDS	RPI 51-100	RPI 101-150	RPI 150+				
24- 8	3- 5	3- 1	OVERALL	10- 2	3- 0	5- 0				
13- 1	3- 1	3- 0	HOME	4- 0	1- 0	2- 0				
8- 5	0- 0	0- 0	AWAY	5- 0	1- 0	2- 0				
3- 2	0- 2	0- 0	NEUTRAL	1- 0	1- 0	1- 0				
8- 2	0- 2	2- 0	NON-CONFERENCE	2- 0	0- 0	4- 0				
4- 1	0- 1	2- 0	HOME	0- 0	0- 0	2- 0				
3- 0	0- 0	0- 0	AWAY	2- 0	0- 0	1- 0				
1- 1	0- 1	0- 0	NEUTRAL	0- 0	0- 0	1- 0				
16- 6	3- 3	1- 1	CONFERENCE	8- 2	3- 0	1- 0				
9- 0	3- 0	1- 0	HOME	4- 0	1- 0	0- 0				
5- 5	0- 2	0- 1	AWAY	3- 2	1- 0	1- 0				
2- 1	0- 1	0- 0	NEUTRAL	1- 0	1- 0	0- 0				

RPI	S	Opponent	Score	RPI	S	Opponent	Score	RPI	S	Opponent	Score	RPI	S	Opponent	Score
1	N	Notre Dame	84 92	30	H	James Madison	90 61	56	A	Southern California	68 71	127	A	Arizona	73 39
4	H	South Carolina	65 68	33	A	Washington	56 64	56	H	Southern California	78 73	127	H	Arizona	80 53
5	A	Oregon St.	54 64	33	H	Washington	63 59	66	A	UC Riverside	70 56	127	N	Arizona	72 51
5	H	Oregon St.	71 51	42	H	St. John's (NY)	73 58	78	A	Michigan	86 77	172	A	Sacramento St.	109 76
5	N	Oregon St.	57 69					83	A	California	104 108	202	A	Colorado	82 64
9	H	Stanford	56 36					83	H	California	75 56	208	N	Louisiana Tech	68 57
11	A	Arizona St.	61 65					83	N	California	73 67	216	H	CSU Bakersfield	82 68
11	H	Arizona St.	74 61					84	A	Oregon	77 72	336	H	UC Irvine	83 48
								84	H	Oregon	80 69				
								88	A	Utah	69 63				
								97	A	Washington St.	75 73				
								97	H	Washington St.	73 61				
LAST 12 Division I GAMES:															
		5 N Oregon St.	57 69			84 A Oregon	77 72								
		83 N California	73 67			33 H Washington	63 59								
		127 N Arizona	72 51			97 H Washington St.	73 61								
		11 H Arizona St.	74 61			127 A Arizona	73 39								
		127 H Arizona	80 53			11 A Arizona St.	61 65								
		5 A Oregon St.	54 64			88 A Utah	69 63								

Non-Div I Games:

UCLA

Average RPI Win:	112	WON-LOST	WINNING	LAST 10	STRENGTH OF	OPP. STRENGTH	TEAM	ADJ.	CONF.	ADJ CONF.
Average RPI Loss:	0	RECORD	PCT. RANK	GAMES	SCHEDULE	OF SCHEDULE	RPI	RPI	RPI	RPI
DIV. I ONLY	32- 0	1	10- 0	19	34	3	3	9	9	
DIV. I NON-CONF.	11- 0	1	1- 0	1	1	1	1	7	7	
TOTALS	RPI 1-25	RPI 26-50	W-L RECORDS	RPI 51-100	RPI 101-150	RPI 150+				
32- 0	8- 0	3- 0	OVERALL	6- 0	6- 0	9- 0				
13- 0	2- 0	1- 0	HOME	3- 0	3- 0	4- 0				
14- 0	3- 0	2- 0	AWAY	2- 0	2- 0	5- 0				
5- 0	3- 0	0- 0	NEUTRAL	1- 0	1- 0	0- 0				
11- 0	5- 0	3- 0	NON-CONFERENCE	1- 0	1- 0	1- 0				
4- 0	1- 0	1- 0	HOME	1- 0	1- 0	0- 0				
5- 0	2- 0	2- 0	AWAY	0- 0	0- 0	1- 0				
2- 0	2- 0	0- 0	NEUTRAL	0- 0	0- 0	0- 0				
21- 0	3- 0	0- 0	CONFERENCE	5- 0	5- 0	8- 0				
9- 0	1- 0	0- 0	HOME	2- 0	2- 0	4- 0				
9- 0	1- 0	0- 0	AWAY	2- 0	2- 0	4- 0				
3- 0	1- 0	0- 0	NEUTRAL	1- 0	1- 0	0- 0				

RPI 1-25				Team's RPI: 3		RPI 26-50				RPI 51-100				RPI 101+			
RPI	S	Opponent	Score	RPI	S	Opponent	Score	RPI	S	Opponent	Score	RPI	S	Opponent	Score		
1	H	Notre Dame	91 81	29	A	DePaul	86 70	70	A	Temple	85 60	113	A	Memphis	86 46		
4	A	South Carolina	66 54	40	A	Chattanooga	79 31	70	H	Temple	104 49	113	H	Memphis	83 40		
6	A	Ohio St.	100 56	48	H	Kansas St.	97 57	74	A	Tulane	96 38	125	H	LSU	86 40		
8	N	Maryland	83 73					74	H	Tulane	80 40	148	A	East Carolina	84 41		
15	N	Florida St.	73 49					74	N	Tulane	82 35	148	H	East Carolina	92 46		
20	A	South Fla.	75 59					95	H	Nebraska	88 46	148	N	East Carolina	92 51		
20	H	South Fla.	79 59									194	A	Tulsa	94 30		
20	N	South Fla.	77 51									194	H	Tulsa	95 35		
												197	A	SMU	90 37		
												197	H	SMU	88 41		
												243	A	Cincinnati	107 45		
												243	H	Cincinnati	88 34		
												275	H	UCF	106 51		
												285	A	Houston	76 37		
												294	A	Colgate	94 50		
LAST 12 Division I GAMES:																	
				20	N	South Fla.	77 51	148	A	East Carolina	84 41						
				74	N	Tulane	82 35	243	H	Cincinnati	88 34						
				148	N	East Carolina	92 51	70	A	Temple	85 60						
				20	H	South Fla.	79 59	4	A	South Carolina	66 54						
				74	H	Tulane	80 40	148	H	East Carolina	92 46						
				197	H	SMU	88 41	74	A	Tulane	96 38						

Non-Div I Games:

UConn

■ Loss,
 ■ Non-Conf,
 S Site,
 ■ Home
 ■ Away
 N Neutral

UMBC										
Average RPI Win:	248	WON-LOST	WINNING	LAST 10	STRENGTH OF	OPP. STRENGTH	TEAM	ADJ.	CONF.	ADJ CONF.
Average RPI Loss:	150	RECORD	PCT. RANK	GAMES	SCHEDULE	OF SCHEDULE	RPI	RPI	RPI	RPI
DIV. I ONLY	17- 13	137	5- 5	283	214	186	186	16	16	
DIV. I NON-CONF.	9- 4	95	0- 0	285	270	155	155	18	18	
TOTALS	RPI 1-25	RPI 26-50	W-L RECORDS	RPI 51-100	RPI 101-150	RPI 150+				
17- 13	0- 0	0- 3	OVERALL	1- 2	0- 1	16- 7				
8- 6	0- 0	0- 2	HOME	1- 1	0- 0	7- 3				
8- 7	0- 0	0- 1	AWAY	0- 1	0- 1	8- 4				
1- 0	0- 0	0- 0	NEUTRAL	0- 0	0- 0	1- 0				
9- 4	0- 0	0- 1	NON-CONFERENCE	1- 0	0- 1	8- 2				
4- 2	0- 0	0- 1	HOME	1- 0	0- 0	3- 1				
4- 2	0- 0	0- 0	AWAY	0- 0	0- 1	4- 1				
1- 0	0- 0	0- 0	NEUTRAL	0- 0	0- 0	1- 0				
8- 9	0- 0	0- 2	CONFERENCE	0- 2	0- 0	8- 5				
4- 4	0- 0	0- 1	HOME	0- 1	0- 0	4- 2				
4- 5	0- 0	0- 1	AWAY	0- 1	0- 0	4- 3				
0- 0	0- 0	0- 0	NEUTRAL	0- 0	0- 0	0- 0				

RPI 1-25				RPI 26-50				RPI 51-100				RPI 101+				Team's RPI: 186	
RPI	S	Opponent	Score	RPI	S	Opponent	Score	RPI	S	Opponent	Score	RPI	S	Opponent	Score		
				26	H	Penn	46 81	60	A	Maine	55 65	118	A	Saint Joseph's	45 104		
				44	A	Albany (NY)	39 63	60	H	Maine	38 72	159	A	Stony Brook	69 65		
				44	H	Albany (NY)	42 77	98	H	Bucknell	65 52	159	H	Stony Brook	60 69		
												203	A	Loyola Maryland	52 46		
												221	A	Hartford	57 65		
												221	H	Hartford	58 51		
												223	A	Binghamton	56 70		
												223	A	Binghamton	41 49		
												223	H	Binghamton	62 51		
												231	A	Coppin St.	68 61		
												235	A	New Hampshire	65 55		
												235	H	New Hampshire	59 67		
												247	H	Columbia	68 70		
												257	A	Morgan St.	65 46		
												273	H	American	47 46		
												277	A	Vermont	74 60		
												277	H	Vermont	85 48		
												280	A	UMES	55 52		
												281	H	La Salle	60 29		
												284	H	Rider	58 53		
												284	N	Rider	67 58		
												286	A	Towson	51 61		
												319	A	UMass Lowell	68 44		
												319	H	UMass Lowell	68 52		
LAST 12 Division I GAMES:																	
				223	A	Binghamton	41 49	159	A	Stony Brook	69 65						
				235	H	New Hampshire	59 67	60	H	Maine	38 72						
				223	A	Binghamton	56 70	44	A	Albany (NY)	39 63						
				277	A	Vermont	74 60	235	A	New Hampshire	65 55						
				221	H	Hartford	58 51	223	H	Binghamton	62 51						
				319	H	UMass Lowell	68 52	221	A	Hartford	57 65						

Non-Div I Games:

UMBC

■ Loss,
 ■ Non-Conf,
 ■ S Site,
 ■ H Home
 ■ A Away
 N Neutral

[illegible]

UMES

Page 339

Average RPI Win:	253	WON-LOST	WINNING	LAST 10	STRENGTH OF	OPP. STRENGTH	TEAM	ADJ.	CONF.	ADJ CONF.
Average RPI Loss:	208	RECORD	PCT. RANK	GAMES	SCHEDULE	OF SCHEDULE	RPI	RPI	RPI	RPI
DIV. I ONLY	8- 18	274	4- 6	331	264	305	305	28	28	
DIV. I NON-CONF.	3- 8	258	0- 0	328	243	320	320	25	25	
TOTALS	RPI 1-25	RPI 26-50	W-L RECORDS	RPI 51-100	RPI 101-150	RPI 150+				
8- 18	0- 0	0- 0	OVERALL	0- 2	0- 3	8- 13				
3- 8	0- 0	0- 0	HOME	0- 1	0- 1	3- 6				
5- 9	0- 0	0- 0	AWAY	0- 1	0- 2	5- 6				
0- 1	0- 0	0- 0	NEUTRAL	0- 0	0- 0	0- 1				
3- 8	0- 0	0- 0	NON-CONFERENCE	0- 0	0- 3	3- 5				
1- 3	0- 0	0- 0	HOME	0- 0	0- 1	1- 2				
2- 5	0- 0	0- 0	AWAY	0- 0	0- 2	2- 3				
0- 0	0- 0	0- 0	NEUTRAL	0- 0	0- 0	0- 0				
5- 10	0- 0	0- 0	CONFERENCE	0- 2	0- 0	5- 8				
2- 5	0- 0	0- 0	HOME	0- 1	0- 0	2- 4				
3- 4	0- 0	0- 0	AWAY	0- 1	0- 0	3- 3				
0- 1	0- 0	0- 0	NEUTRAL	0- 0	0- 0	0- 1				

RPI S	Opponent	Score	RPI S	Opponent	Score	RPI S	Opponent	Score	RPI S	Opponent	Score	Team's RPI: 305
						94	A New Mexico St.	74 78	101	A Northwestern	38 80	
						94	H New Mexico St.	62 68	140	A Milwaukee	48 70	
									149	H SIUE	58 63	
									180	A UTRGV	59 57	
									180	H UTRGV	53 62	
									204	A Utah Valley	71 79	
									204	H Utah Valley	44 58	
									204 N	Utah Valley	53 61	
									216	A CSU Bakersfield	56 40	
									216	H CSU Bakersfield	68 78	
									222	A Kansas	47 44	
									229	H Indiana St.	47 77	
									232	A Grand Canyon	63 57	
									232	H Grand Canyon	59 68	
									233	A Southeast Mo. St.	65 78	
									241	A Omaha	42 57	
									257	A Morgan St.	59 50	
									272	A Seattle	63 69	
									272	H Seattle	64 43	
									286	A Towson	47 70	
									303	H Denver	68 58	
									326	H North Florida	55 62	
									345	A Chicago St.	72 77	
									345	H Chicago St.	67 50	
LAST 12 Division I GAMES:												
			204 N	Utah Valley	53 61		272	H Seattle	64 43			
			345	H Chicago St.	67 50		216	H CSU Bakersfield	68 78			
			94	A New Mexico St.	74 78		345	A Chicago St.	72 77			
			204	H Utah Valley	44 58		232	A Grand Canyon	63 57			
			232	H Grand Canyon	59 68		204	A Utah Valley	71 79			
			180	A UTRGV	59 57		180	H UTRGV	53 62			

Non-Div I Games: Stephens College 76 46 Bethany (KS) 64 51

UMKC

Loss, Non-Conf, S Site, H Home A Away N Neutral

Average RPI Win:	297	WON-LOST	WINNING	LAST 10	STRENGTH OF	OPP. STRENGTH	TEAM	ADJ.	CONF.	ADJ CONF.
Average RPI Loss:	175	RECORD	PCT. RANK	GAMES	SCHEDULE	OF SCHEDULE	RPI	RPI	RPI	RPI
DIV. I ONLY	4- 24	327	1- 9	232	219	319	319	16	16	
DIV. I NON-CONF.	3- 9	272	0- 0	276	268	295	295	18	18	
TOTALS	RPI 1-25	RPI 26-50	W-L RECORDS	RPI 51-100	RPI 101-150	RPI 150+				
4- 24	0- 2	0- 2	OVERALL	0- 2	0- 1	4- 17				
2- 10	0- 0	0- 1	HOME	0- 1	0- 0	2- 8				
2- 14	0- 0	0- 0	AWAY	0- 0	0- 0	2- 0				
0- 0	0- 0	0- 0	NEUTRAL	0- 0	0- 0	0- 0				
3- 9	0- 2	0- 0	NON-CONFERENCE	0- 0	0- 1	3- 6				
2- 2	0- 0	0- 0	HOME	0- 0	0- 0	2- 2				
1- 7	0- 2	0- 0	AWAY	0- 0	0- 1	1- 4				
0- 0	0- 0	0- 0	NEUTRAL	0- 0	0- 0	0- 0				
1- 15	0- 0	0- 2	CONFERENCE	0- 2	0- 0	1- 11				
0- 8	0- 0	0- 1	HOME	0- 1	0- 0	0- 6				
1- 7	0- 0	0- 1	AWAY	0- 1	0- 0	1- 5				
0- 0	0- 0	0- 0	NEUTRAL	0- 0	0- 0	0- 0				

RPI 1-25				RPI 26-50				RPI 51-100				RPI 101+ Team's RPI: 319			
RPI	S	Opponent	Score	RPI	S	Opponent	Score	RPI	S	Opponent	Score	RPI	S	Opponent	Score
8	A	Maryland	53 102	44	A	Albany (NY)	57 88	60	A	Maine	44 74	120	A	Boston College	55 66
25	A	Miami (FL)	53 84	44	H	Albany (NY)	55 85	60	H	Maine	46 73	159	A	Stony Brook	46 60
												159	H	Stony Brook	50 64
												186	A	UMBC	52 68
												186	H	UMBC	44 68
												214	A	Rhode Island	64 72
												221	A	Hartford	59 72
												221	H	Hartford	70 75
												223	A	Binghamton	52 55
												223	H	Binghamton	70 75
												224	A	Massachusetts	58 84
												235	A	New Hampshire	61 65
												235	H	New Hampshire	55 63
												237	H	Bryant	64 83
												247	H	Columbia	57 67
												254	H	Holy Cross	75 67
												276	A	Central Conn. St.	53 64
												277	A	Vermont	68 66
												277	H	Vermont	51 59
												304	A	FIU	68 71
												313	A	Fairleigh Dickinson	78 67
												344	H	Boston U.	70 57
LAST 12 Division I GAMES:															
				44	A	Albany (NY)	57 88					159	A	Stony Brook	46 60
				223	A	Binghamton	52 55					221	H	Hartford	70 75
				235	H	New Hampshire	55 63					44	H	Albany (NY)	55 85
				186	A	UMBC	52 68					223	H	Binghamton	70 75
				60	H	Maine	46 73					235	A	New Hampshire	61 65
				277	A	Vermont	68 66					277	H	Vermont	51 59

Non-Div I Games:

UMass Lowell

■ Loss,
 ■ Non-Conf,
 ■ S Site,
 ■ H Home
 ■ A Away
 N Neutral

Average RPI Win:	253	WON-LOST	WINNING	LAST 10	STRENGTH OF	OPP. STRENGTH	TEAM	ADJ.	CONF.	ADJ CONF.
Average RPI Loss:	203	RECORD	PCT. RANK	GAMES	SCHEDULE	OF SCHEDULE	RPI	RPI	RPI	RPI
DIV. I ONLY	23- 6	28	8- 2	325	307	126	126	25	25	
DIV. I NON-CONF.	5- 2	86	0- 0	344	283	188	188	29	29	
TOTALS	RPI 1-25	RPI 26-50	W-L RECORDS	RPI 51-100	RPI 101-150	RPI 150+				
23- 6	0- 0	0- 0	OVERALL	0- 0	1- 1	22- 5				
13- 2	0- 0	0- 0	HOME	0- 0	1- 0	12- 2				
10- 4	0- 0	0- 0	AWAY	0- 0	0- 0	10- 0				
0- 0	0- 0	0- 0	NEUTRAL	0- 0	0- 0	0- 0				
5- 2	0- 0	0- 0	NON-CONFERENCE	0- 0	0- 0	5- 2				
3- 0	0- 0	0- 0	HOME	0- 0	0- 0	3- 0				
2- 2	0- 0	0- 0	AWAY	0- 0	0- 0	2- 2				
0- 0	0- 0	0- 0	NEUTRAL	0- 0	0- 0	0- 0				
18- 4	0- 0	0- 0	CONFERENCE	0- 0	1- 1	17- 3				
10- 2	0- 0	0- 0	HOME	0- 0	1- 0	9- 2				
8- 2	0- 0	0- 0	AWAY	0- 0	0- 1	8- 1				
0- 0	0- 0	0- 0	NEUTRAL	0- 0	0- 0	0- 0				

[illegible]

Non-Div I Games:	Montreat	89	41	Warren Wilson	108	47
------------------	----------	----	----	---------------	-----	----

UNC Asheville

Loss, Non-Conf, S Site, H Home A Away N Neutral

RPI	S	Opponent	Score	
314	H	Longwood	81	42
328	A	Winthrop	67	59
328	H	Winthrop	63	55

UNC Asheville

Average RPI Win:	298	WON-LOST	WINNING	LAST 10	STRENGTH OF	OPP. STRENGTH	TEAM	ADJ.	CONF.	ADJ CONF.
Average RPI Loss:	168	RECORD	PCT. RANK	GAMES	SCHEDULE	OF SCHEDULE	RPI	RPI	RPI	RPI
DIV. I ONLY	6- 21	310	0- 10	229	257	312	312	17	17	
DIV. I NON-CONF.	6- 6	160	0- 0	235	339	202	202	15	15	
TOTALS	RPI 1-25	RPI 26-50	W-L RECORDS	RPI 51-100	RPI 101-150	RPI 150+				
6- 21	0- 1	0- 2	OVERALL	0- 1	0- 6	6- 11				
4- 8	0- 0	0- 1	HOME	0- 0	0- 2	4- 5				
1- 12	0- 1	0- 1	AWAY	0- 1	0- 3	1- 6				
1- 1	0- 0	0- 0	NEUTRAL	0- 0	0- 1	1- 0				
6- 6	0- 1	0- 0	NON-CONFERENCE	0- 1	0- 1	6- 3				
4- 1	0- 0	0- 0	HOME	0- 0	0- 0	4- 1				
1- 5	0- 1	0- 0	AWAY	0- 1	0- 1	1- 2				
1- 0	0- 0	0- 0	NEUTRAL	0- 0	0- 0	1- 0				
0- 15	0- 0	0- 2	CONFERENCE	0- 0	0- 5	0- 8				
0- 7	0- 0	0- 1	HOME	0- 0	0- 2	0- 4				
0- 7	0- 0	0- 1	AWAY	0- 0	0- 2	0- 4				
0- 1	0- 0	0- 0	NEUTRAL	0- 0	0- 1	0- 0				

RPI 1-25				RPI 26-50				RPI 51-100				RPI 101+				Team's RPI: 312	
RPI	S	Opponent	Score	RPI	S	Opponent	Score	RPI	S	Opponent	Score	RPI	S	Opponent	Score		
4	A	South Carolina	44 92	40	A	Chattanooga	61 72	74	A	Tulane	53 74	112	A	Samford	49 80		
				40	H	Chattanooga	53 74					112	H	Samford	52 57		
												114	A	Mercer	47 81		
												114	H	Mercer	78 86		
												114	N	Mercer	53 75		
												126	A	UNC Asheville	52 95		
												164	A	ETSU	73 89		
												164	H	ETSU	77 80		
												213	A	Gardner-Webb	57 59		
												215	A	USC Upstate	61 84		
												218	A	Furman	71 85		
												218	H	Furman	59 75		
												251	H	High Point	82 72		
												264	N	Cleveland St.	55 51		
												279	H	Tennessee Tech	64 73		
												280	H	UMES	71 51		
												300	A	Western Caro.	72 84		
												300	H	Western Caro.	80 84		
												306	A	Wofford	64 104		
												306	H	Wofford	56 58		
LAST 12 Division I GAMES:																	
				114	N	Mercer	53 75	114	A	Mercer	47 81	314	H	Longwood	81 60		
				300	H	Western Caro.	80 84	112	A	Samford	49 80	332	A	New Orleans	81 79		
				306	A	Wofford	64 104	300	A	Western Caro.	72 84	348	H	N.C. Central	103 56		
				218	A	Furman	71 85	218	H	Furman	59 75						
				164	H	ETSU	77 80	306	H	Wofford	56 58						
				40	H	Chattanooga	53 74	40	A	Chattanooga	61 72						

Non-Div I Games: Barton 82 55 Pfeiffer 71 52 Francis Marion 63 66

UNCG

Loss, Non-Conf, S Site, H Home A Away N Neutral

Average RPI Win:	268	WON-LOST	WINNING	LAST 10	STRENGTH OF	OPP. STRENGTH	TEAM	ADJ.	CONF.	ADJ CONF.
Average RPI Loss:	123	RECORD	PCT. RANK	GAMES	SCHEDULE	OF SCHEDULE	RPI	RPI	RPI	RPI
DIV. I ONLY	6- 23	312	1- 9	140	147	274	274	12	12	
DIV. I NON-CONF.	3- 7	248	0- 0	137	221	222	222	10	10	
TOTALS	RPI 1-25	RPI 26-50	W-L RECORDS	RPI 51-100	RPI 101-150	RPI 150+				
6- 23	0- 0	0- 4	OVERALL	0- 8	1- 0	5- 11				
3- 11	0- 0	0- 2	HOME	0- 4	1- 0	2- 5				
3- 11	0- 0	0- 2	AWAY	0- 4	0- 0	3- 5				
0- 1	0- 0	0- 0	NEUTRAL	0- 0	0- 0	0- 1				
3- 7	0- 0	0- 2	NON-CONFERENCE	0- 2	1- 0	2- 3				
1- 4	0- 0	0- 1	HOME	0- 1	1- 0	0- 2				
2- 3	0- 0	0- 1	AWAY	0- 1	0- 0	2- 1				
0- 0	0- 0	0- 0	NEUTRAL	0- 0	0- 0	0- 0				
3- 16	0- 0	0- 2	CONFERENCE	0- 6	0- 0	3- 8				
2- 7	0- 0	0- 1	HOME	0- 3	0- 0	2- 3				
1- 8	0- 0	0- 1	AWAY	0- 3	0- 0	1- 4				
0- 1	0- 0	0- 0	NEUTRAL	0- 0	0- 0	0- 1				

RPI S	Opponent	Score	RPI S	Opponent	Score	RPI S	Opponent	Score	RPI S	Opponent	Score	Team's RPI: 274
30	A James Madison	40 60	30	H James Madison	41 77	51	H Ohio	59 75	145	H Jacksonville	51 49	
40	H Chattanooga	33 61	47	A Duke	56 78	69	A VCU	45 58	151	A Northeastern	52 69	
						75	A Hofstra	38 62	151	H Northeastern	66 72	
						75	H Hofstra	64 68	152	A Delaware	59 67	
						79	A Drexel	60 66	152	H Delaware	44 56	
						79	H Drexel	57 71	187	H Stetson	49 52	
						92	A Elon	53 70	189	H Davidson	50 77	
						92	H Elon	60 67	198	A Richmond	53 63	
									219	A William & Mary	65 77	
									219	H William & Mary	59 44	
									226	A Col. of Charleston	24 68	
									226	H Col. of Charleston	53 64	
									226 N	Col. of Charleston	62 71	
									286	A Towson	52 49	
									286	H Towson	53 51	
									326	A North Florida	63 47	
									347	A Norfolk St.	61 57	
LAST 12 Division I GAMES:												
226 N	Col. of Charleston	62 71	79	A Drexel	60 66							
226	A Col. of Charleston	24 68	151	H Northeastern	66 72							
152	H Delaware	44 56	219	H William & Mary	59 44							
30	H James Madison	41 77	79	H Drexel	57 71							
151	A Northeastern	52 69	30	A James Madison	40 60							
75	A Hofstra	38 62	286	H Towson	53 51							

Non-Div I Games: UNC Pembroke 68 43

UNCW

■ Loss,
 ■ Non-Conf,
 ■ S Site,
 ■ Home
 ■ A Away
 N Neutral

UNI		Through Games Of March 12, 2016								
Average RPI Win:	213	WON-LOST	WINNING	LAST 10	STRENGTH OF	OPP. STRENGTH	TEAM	ADJ.	CONF.	ADJ CONF.
Average RPI Loss:	99	RECORD	PCT. RANK	GAMES	SCHEDULE	OF SCHEDULE	RPI	RPI	RPI	RPI
DIV. I ONLY		21- 9	64	10- 0	153	174	91	91	21	21
DIV. I NON-CONF.		4- 6	201	0- 0	24	19	127	127	17	17
TOTALS		RPI 1-25	RPI 26-50	W-L RECORDS		RPI 51-100	RPI 101-150	RPI 150+		
21- 9	0- 0		0- 2	OVERALL		3- 3	5- 3	13- 1		
9- 4	0- 0		0- 0	HOME		1- 2	1- 2	7- 0		
8- 4	0- 0		0- 1	AWAY		1- 1	2- 1	5- 1		
4- 1	0- 0		0- 1	NEUTRAL		1- 0	2- 0	1- 0		
4- 6		0- 0	0- 2	NON-CONFERENCE		2- 2	1- 2	1- 0		
2- 2	0- 0		0- 0	HOME		1- 1	0- 1	1- 0		
0- 3	0- 0		0- 1	AWAY		0- 1	0- 1	0- 0		
2- 1	0- 0		0- 1	NEUTRAL		1- 0	1- 0	0- 0		
17- 3		0- 0	0- 0	CONFERENCE		1- 1	4- 1	12- 1		
7- 2	0- 0		0- 0	HOME		0- 1	1- 1	6- 0		
8- 1	0- 0		0- 0	AWAY		1- 0	2- 0	5- 1		
2- 0	0- 0		0- 0	NEUTRAL		0- 0	1- 0	1- 0		

RPI 1-25			RPI 26-50			RPI 51-100			Team's RPI: 91	RPI 101+		
RPI	S	Opponent	Score	RPI	S	Opponent	Score	RPI	S	Opponent	Score	
39	N	Seton Hall	49 57	58	H	Iowa	65 80	110	A	Drake	79 73	
50	A	South Dakota St.	86 89	62	H	South Dakota	64 43	110	H	Drake	85 74	
				71	N	Georgia Tech	61 58	115	A	Creighton	61 69	
				87	A	Missouri St.	65 60	124	N	Akron	59 51	
				87	H	Missouri St.	75 78	134	H	Iowa St.	75 84	
				93	A	North Dakota	59 64	138	A	Southern Ill.	73 64	
								138	H	Southern Ill.	60 65	
								138	N	Southern Ill.	67 43	
								175	A	Loyola Chicago	60 64	
								175	H	Loyola Chicago	63 52	
								194	H	Tulsa	75 59	
								229	A	Indiana St.	61 45	
								229	H	Indiana St.	53 42	
								299	A	Bradley	55 47	
								299	H	Bradley	65 41	
								299	N	Bradley	46 45	
								301	A	Wichita St.	55 44	
								301	H	Wichita St.	69 48	
								320	A	Illinois St.	61 35	
								320	H	Illinois St.	65 51	
								329	A	Evansville	61 48	
								329	H	Evansville	62 51	
LAST 12 Division I GAMES:												
138	N	Southern Ill.	67 43	110	H	Drake	85 74					
299	N	Bradley	46 45	320	A	Illinois St.	61 35					
329	A	Evansville	61 48	229	A	Indiana St.	61 45					
138	A	Southern Ill.	73 64	301	H	Wichita St.	69 48					
175	H	Loyola Chicago	63 52	87	H	Missouri St.	75 78					
299	H	Bradley	65 41	299	A	Bradley	55 47					

Non-Div I Games: Rockhurst 58 39

UNI

■ Loss,
 ■ Non-Conf,
 ■ S Site,
 ■ Home
 ■ A Away
 N Neutral

UNLVUNLV

UNLV

Page 347

RPI S Opponent Score

RPI	S	Opponent	Score
341	H	Air Force	55 42

U
N
L
V

U
N
L
V

UNLV

Average RPI Win:	307	WON-LOST	WINNING	LAST 10	STRENGTH OF	OPP. STRENGTH	TEAM	ADJ.	CONF.	ADJ CONF.
Average RPI Loss:	135	RECORD	PCT. RANK	GAMES	SCHEDULE	OF SCHEDULE	RPI	RPI	RPI	RPI
DIV. I ONLY	17- 11	109	7- 3	346	297	215	215	29	29	
DIV. I NON-CONF.	6- 6	160	0- 0	339	299	249	249	28	28	
TOTALS	RPI 1-25	RPI 26-50	W-L RECORDS	RPI 51-100	RPI 101-150	RPI 150+				
17- 11	0- 0	0- 0	OVERALL	0- 4	0- 4	17- 3				
9- 3	0- 0	0- 0	HOME	0- 1	0- 1	9- 1				
8- 8	0- 0	0- 0	AWAY	0- 3	0- 3	8- 2				
0- 0	0- 0	0- 0	NEUTRAL	0- 0	0- 0	0- 0				
6- 6	0- 0	0- 0	NON-CONFERENCE	0- 2	0- 1	6- 3				
3- 1	0- 0	0- 0	HOME	0- 0	0- 0	3- 1				
3- 5	0- 0	0- 0	AWAY	0- 2	0- 1	3- 2				
0- 0	0- 0	0- 0	NEUTRAL	0- 0	0- 0	0- 0				
11- 5	0- 0	0- 0	CONFERENCE	0- 2	0- 3	11- 0				
6- 2	0- 0	0- 0	HOME	0- 1	0- 1	6- 0				
5- 3	0- 0	0- 0	AWAY	0- 1	0- 2	5- 0				
0- 0	0- 0	0- 0	NEUTRAL	0- 0	0- 0	0- 0				

RPI 1-25				RPI 26-50				RPI 51-100				RPI 101+				Team's RPI: 215	
RPI	S	Opponent	Score	RPI	S	Opponent	Score	RPI	S	Opponent	Score	RPI	S	Opponent	Score		
								63	A	FGCU	43	54	126	A	UNC Asheville	59	68
								63	H	FGCU	44	56	145	A	Jacksonville	69	75
								71	A	Georgia Tech	46	87	145	A	Jacksonville	56	67
								78	A	Michigan	61	119	145	H	Jacksonville	43	49
													153	A	North Carolina	40	80
													187	A	Stetson	61	56
													187	H	Stetson	73	58
													218	H	Furman	63	75
													280	A	UMES	59	78
													289	A	Kennesaw St.	61	53
													289	H	Kennesaw St.	66	57
													300	H	Western Caro.	68	59
													307	A	Morehead St.	86	72
													312	H	UNCG	84	61
													315	A	IPFW	84	81
													326	A	North Florida	75	61
													326	H	North Florida	76	50
													326	H	North Florida	69	54
													334	A	Lipscomb	81	54
													334	H	Lipscomb	93	71
													342	A	NJIT	58	41
													342	H	NJIT	67	47
													347	A	Norfolk St.	82	62
													348	H	N.C. Central	68	46
LAST 12 Division I GAMES:																	
				145	A	Jacksonville	56	67	187	H	Stetson	73	58				
				326	H	North Florida	76	50	289	A	Kennesaw St.	61	53				
				342	H	NJIT	67	47	334	H	Lipscomb	93	71				
				145	A	Jacksaw Stille	69	75	289	H	Kennesaw St.	66	57				
				326	A	North Florida	75	61	334	A	Lipscomb	81	54				
				63	H	FGCU	44	56	326	H	North Florida	69	54				

Non-Div I Games: Southern Wesleyan 84 51 Mars Hill 81 65 Bob Jones 96 46

USC Upstate

Loss, Non-Conf, S Site, H Home A Away N Neutral

Average RPI Win:	249	WON-LOST	WINNING	LAST 10	STRENGTH OF	OPP. STRENGTH	TEAM	ADJ.	CONF.	ADJ CONF.
Average RPI Loss:	105	RECORD	PCT. RANK	GAMES	SCHEDULE	OF SCHEDULE	RPI	RPI	RPI	RPI
DIV. I ONLY	14- 16	188	5- 5	106	188	156	156	15	15	
DIV. I NON-CONF.	4- 5	193	0- 0	15	121	96	96	14	14	
TOTALS	RPI 1-25	RPI 26-50	W-L RECORDS	RPI 51-100	RPI 101-150	RPI 150+				
14- 16	0- 1	0- 5	OVERALL	0- 0	1- 8	13- 2				
6- 8	0- 0	0- 3	HOME	0- 0	1- 4	5- 1				
8- 7	0- 1	0- 2	AWAY	0- 0	0- 3	8- 1				
0- 1	0- 0	0- 0	NEUTRAL	0- 0	0- 1	0- 0				
4- 5	0- 1	0- 3	NON-CONFERENCE	0- 0	1- 1	3- 0				
1- 3	0- 0	0- 2	HOME	0- 0	1- 1	0- 0				
3- 2	0- 1	0- 1	AWAY	0- 0	0- 0	3- 0				
0- 0	0- 0	0- 0	NEUTRAL	0- 0	0- 0	0- 0				
10- 11	0- 0	0- 2	CONFERENCE	0- 0	0- 7	10- 2				
5- 5	0- 0	0- 1	HOME	0- 0	0- 3	5- 1				
5- 5	0- 0	0- 1	AWAY	0- 0	0- 3	5- 1				
0- 1	0- 0	0- 0	NEUTRAL	0- 0	0- 1	0- 0				

RPI 1-25				RPI 26-50				RPI 51-100				RPI 101+ Team's RPI: 156			
RPI	S	Opponent	Score	RPI	S	Opponent	Score	RPI	S	Opponent	Score	RPI	S	Opponent	Score
2	A	Baylor	20 62	38	H	Western Ky.	64 73					104	A	Little Rock	43 49
				39	H	Seton Hall	54 61					104	H	Little Rock	55 59
				43	A	Arkansas St.	44 66					119	A	Troy	71 88
				43	H	Arkansas St.	71 78					119	H	Troy	70 80
				48	A	Kansas St.	41 61					136	A	La.-Lafayette	52 63
												136	H	La.-Lafayette	42 59
												136	N	La.-Lafayette	53 59
												144	H	McNeese St.	57 63
												145	H	Jacksonville	56 54
												193	A	South Ala.	55 59
												193	H	South Ala.	53 49
												210	A	SFA	67 63
												246	A	Texas St.	80 48
												246	H	Texas St.	78 69
												259	A	Appalachian St.	76 45
												259	H	Appalachian St.	65 58
												260	A	Houston Baptist	64 40
												268	A	UTSA	51 47
												270	A	La.-Monroe	60 50
												270	H	La.-Monroe	40 32
												271	A	Georgia St.	74 45
												271	H	Georgia St.	63 68
												295	A	Ga. Southern	53 41
												295	H	Ga. Southern	70 31
LAST 12 Division I GAMES:															
				136	N	La.-Lafayette	53 59	270	H	La.-Monroe	40 32				
				119	H	Troy	70 80	136	H	La.-Lafayette	42 59				
				193	H	South Ala.	53 49	259	H	Appalachian St.	65 58				
				246	H	Texas St.	78 69	246	A	Texas St.	80 48				
				43	A	Arkansas St.	44 66	271	A	Georgia St.	74 45				
				104	A	Little Rock	43 49	295	A	Ga. Southern	53 41				

Non-Div I Games: Missouri Valley 96 30

UT Arlington

■ Loss,
 ■ Non-Conf, S Site,
 ■ Home
 ■ Away
 N Neutral

Average RPI Win:	229	WON-LOST	WINNING	LAST 10	STRENGTH OF	OPP. STRENGTH	TEAM	ADJ.	CONF.	ADJ CONF.
Average RPI Loss:	124	RECORD	PCT. RANK	GAMES	SCHEDULE	OF SCHEDULE	RPI	RPI	RPI	RPI
DIV. I ONLY	21- 9	64	8- 2	262	179	108	108	24	24	
DIV. I NON-CONF.	7- 6	156	0- 0	117	41	105	105	24	24	
TOTALS	RPI 1-25	RPI 26-50	W-L RECORDS	RPI 51-100	RPI 101-150	RPI 150+				
21- 9	0- 1	0- 2	OVERALL	2- 2	4- 0	15- 4				
11- 1	0- 0	0- 1	HOME	1- 0	2- 0	8- 0				
9- 7	0- 1	0- 1	AWAY	0- 2	2- 0	7- 3				
1- 1	0- 0	0- 0	NEUTRAL	1- 0	0- 0	0- 1				
7- 6	0- 1	0- 2	NON-CONFERENCE	1- 2	2- 0	4- 1				
3- 1	0- 0	0- 1	HOME	0- 0	1- 0	2- 0				
3- 5	0- 1	0- 1	AWAY	0- 2	1- 0	2- 1				
1- 0	0- 0	0- 0	NEUTRAL	1- 0	0- 0	0- 0				
14- 3	0- 0	0- 0	CONFERENCE	1- 0	2- 0	11- 3				
8- 0	0- 0	0- 0	HOME	1- 0	1- 0	6- 0				
6- 2	0- 0	0- 0	AWAY	0- 0	1- 0	5- 2				
0- 1	0- 0	0- 0	NEUTRAL	0- 0	0- 0	0- 1				

RPI S	Opponent	Score	RPI S	Opponent	Score	RPI S	Opponent	Score	RPI S	Opponent	Score	Team's RPI: 108
14	A Louisville	66 88	40	A Chattanooga	46 61	58	A Iowa	56 62	112	H Samford	52 50	
			43	H Arkansas St.	74 76	73	A Vanderbilt	61 64	138	A Southern Ill.	70 63	
						77	H Belmont	81 79	149	A SIUE	85 79	
						93	N North Dakota	84 58	149	H SIUE	86 50	
									160	H Alabama	83 65	
									177	A Eastern Ky.	61 70	
									182	A Illinois	74 94	
									233	A Southeast Mo. St.	84 74	
									233	H Southeast Mo. St.	95 65	
									243	A Cincinnati	63 57	
									255	H Tennessee St.	77 50	
									261	A Murray St.	70 49	
									261	H Murray St.	92 62	
									261	N Murray St.	76 78	
									269	A Austin Peay	70 80	
									269	H Austin Peay	75 51	
									279	H Tennessee Tech	67 53	
									283	H Miami (OH)	74 47	
									298	A Jacksonville St.	63 53	
									307	A Morehead St.	85 67	
									329	A Evansville	75 48	
									340	A Eastern Ill.	65 39	
									340	H Eastern Ill.	91 52	
LAST 12 Division I GAMES:												
261	N	Murray St.	76	78	233	H	Southeast Mo. St.	95	65			
261	A	Murray St.	70	49	149	A	SIUE	85	79			
340	H	Eastern Ill.	91	52	269	H	Austin Peay	75	51			
149	H	SIUE	86	50	261	H	Murray St.	92	62			
77	H	Belmont	81	79	255	H	Tennessee St.	77	50			
269	A	Austin Peay	70	80	233	A	Southeast Mo. St.	84	74			

Non-Div I Games:

UT Martin

■ Loss,
 ■ Non-Conf,
 ■ S Site,
 ■ Home
 ■ A Away
 N Neutral

UTEP

Through Games Of March 12, 2016

Average RPI Win:	184	WON-LOST	WINNING	LAST 10	STRENGTH OF	OPP. STRENGTH	TEAM	ADJ.	CONF.	ADJ CONF.
Average RPI Loss:	165	RECORD	PCT. RANK	GAMES	SCHEDULE	OF SCHEDULE	RPI	RPI	RPI	RPI
DIV. I ONLY	25- 4	15	8- 2	157	163	37	37	13	13	
DIV. I NON-CONF.	8- 1	23	0- 0	58	336	16	16	11	11	
TOTALS	RPI 1-25	RPI 26-50	W-L RECORDS	RPI 51-100	RPI 101-150	RPI 150+				
25- 4	0- 0	1- 0	OVERALL	4- 0	1- 3	19- 1				
15- 0	0- 0	0- 0	HOME	3- 0	1- 0	11- 0				
8- 3	0- 0	1- 0	AWAY	1- 0	0- 2	6- 1				
2- 1	0- 0	0- 0	NEUTRAL	0- 0	0- 1	2- 0				
8- 1	0- 0	0- 0	NON-CONFERENCE	2- 0	0- 1	6- 0				
6- 0	0- 0	0- 0	HOME	1- 0	0- 0	5- 0				
1- 1	0- 0	0- 0	AWAY	1- 0	0- 1	0- 0				
1- 0	0- 0	0- 0	NEUTRAL	0- 0	0- 0	1- 0				
17- 3	0- 0	1- 0	CONFERENCE	2- 0	1- 2	13- 1				
9- 0	0- 0	0- 0	HOME	2- 0	1- 0	6- 0				
7- 2	0- 0	1- 0	AWAY	0- 0	0- 1	6- 1				
1- 1	0- 0	0- 0	NEUTRAL	0- 0	0- 1	1- 0				

RPI 1-25			RPI 26-50		Team's RPI: 37		RPI 51-100			RPI 101+					
RPI	S	Opponent	Score	RPI	S	Opponent	Score	RPI	S	Opponent	Score	RPI	S	Opponent	Score
				38	A	Western Ky.	85 78	59	H	Middle Tenn.	84 73	128	A	Marshall	64 79
								66	H	UC Riverside	68 57	129	H	Old Dominion	70 64
								89	H	Charlotte	94 91	129	N	Old Dominion	54 66
								94	A	New Mexico St.	71 65	135	A	Long Beach St.	40 47
												155	H	UAB	62 54
												155	N	UAB	62 59
												165	H	New Mexico	70 62
												167	H	Idaho St.	67 54
												179	A	Fla. Atlantic	78 66
												179	H	Fla. Atlantic	75 47
												188	A	Southern Miss.	57 54
												188	H	Southern Miss.	72 64
												207	H	Hampton	78 54
												208	A	Louisiana Tech	72 65
												208	H	Louisiana Tech	86 80
												211	N	UNLV	60 52
												225	A	Rice	60 54
												240	A	North Texas	75 67
												260	H	Houston Baptist	98 63
												268	A	UTSA	64 69
												268	H	UTSA	62 55
												304	A	FIU	69 57
												304	H	FIU	70 52
												309	H	Northern Ariz.	77 66
LAST 12 Division I GAMES:															
				129	N	Old Dominion	54 66		188	A	Southern Miss.	57 54			
				155	N	UAB	62 59		179	H	Fla. Atlantic	75 47			
				268	A	UTSA	64 69		304	H	FIU	70 52			
				89	H	Charlotte	94 91		38	A	Western Ky.	85 78			
				129	H	Old Dominion	70 64		128	A	Marshall	64 79			
				208	A	Louisiana Tech	72 65		208	H	Louisiana Tech	86 80			

Non-Div I Games: Tex. Permian Basin 86 32

UTEP

■ Loss,
 ■ Non-Conf,
 ■ S Site,
 ■ H Home
 ■ A Away
 N Neutral

Average RPI Win:	263	WON-LOST	WINNING	LAST 10	STRENGTH OF	OPP. STRENGTH	TEAM	ADJ.	CONF.	ADJ CONF.
Average RPI Loss:	149	RECORD	PCT. RANK	GAMES	SCHEDULE	OF SCHEDULE	RPI	RPI	RPI	RPI
DIV. I ONLY	16- 13	147	6- 4	305	223	180	180	28	28	
DIV. I NON-CONF.	5- 7	198	0- 0	281	87	187	187	25	25	
TOTALS	RPI 1-25	RPI 26-50	W-L RECORDS	RPI 51-100	RPI 101-150	RPI 150+				
16- 13	0- 1	0- 2	OVERALL	1- 3	0- 2	15- 5				
5- 3	0- 0	0- 0	HOME	0- 1	0- 0	5- 2				
8- 8	0- 1	0- 2	AWAY	1- 1	0- 1	7- 3				
3- 2	0- 0	0- 0	NEUTRAL	0- 1	0- 1	3- 0				
5- 7	0- 1	0- 2	NON-CONFERENCE	0- 1	0- 2	5- 1				
1- 0	0- 0	0- 0	HOME	0- 0	0- 0	1- 0				
3- 6	0- 1	0- 2	AWAY	0- 1	0- 1	3- 1				
1- 1	0- 0	0- 0	NEUTRAL	0- 0	0- 1	1- 0				
11- 6	0- 0	0- 0	CONFERENCE	1- 2	0- 0	10- 4				
4- 3	0- 0	0- 0	HOME	0- 1	0- 0	4- 2				
5- 2	0- 0	0- 0	AWAY	1- 0	0- 0	4- 2				
2- 1	0- 0	0- 0	NEUTRAL	0- 1	0- 0	2- 0				

RPI	S	Opponent	Score	RPI	S	Opponent	Score	RPI	S	Opponent	Score	RPI	S	Opponent	Score	Team's RPI: 180
13	A	Syracuse	32 91	31	A	Oklahoma St.	54 78	86	A	Eastern Mich.	56 78	109	A	TCU	67 71	
				48	A	Kansas St.	43 61	94	A	New Mexico St.	66 55	148	N	East Carolina	59 70	
								94	H	New Mexico St.	57 68	190	N	Cal Poly	66 58	
								94	N	New Mexico St.	53 80	204	A	Utah Valley	57 71	
												204	H	Utah Valley	61 48	
												216	A	CSU Bakersfield	66 80	
												216	H	CSU Bakersfield	60 46	
												216	N	CSU Bakersfield	73 72	
												232	A	Grand Canyon	68 66	
												232	H	Grand Canyon	52 28	
												267	A	UC Santa Barbara	62 60	
												272	A	Seattle	76 71	
												272	H	Seattle	71 74	
												285	A	Houston	55 45	
												305	A	UMKC	62 53	
												305	H	UMKC	57 59	
												311	A	A&M-Corpus Christi	46 49	
												331	A	Incarnate Word	68 50	
												331	H	Incarnate Word	60 47	
												345	A	Chicago St.	64 56	
												345	H	Chicago St.	78 56	
												345	N	Chicago St.	60 52	
LAST 12 Division I GAMES:																
				94	N	New Mexico St.	53 80	272	A	Seattle	76 71					
				216	N	CSU Bakersfield	73 72	305	H	UMKC	57 59					
				345	N	Chicago St.	60 52	232	A	Grand Canyon	68 66					
				94	A	New Mexico St.	66 55	204	A	Utah Valley	57 71					
				345	H	Chicago St.	78 56	94	H	New Mexico St.	57 68					
				216	A	CSU Bakersfield	66 80	272	H	Seattle	71 74					

Non-Div I Games: Concordia (TX) 90 44 Evangel 75 60 Texas Lutheran 90 38

UTRGV

Loss, Non-Conf, S Site, H Home A Away N Neutral

Average RPI Win: 197	WON-LOST	WINNING	LAST 10	STRENGTH OF	OPP. STRENGTH	TEAM	ADJ.	CONF.	ADJ CONF.
Average RPI Loss: 155	RECORD	PCT. RANK	GAMES	SCHEDULE	OF SCHEDULE	RPI	RPI	RPI	RPI
DIV. I ONLY	8- 19	282	3- 7	150	150	268	268	13	13
DIV. I NON-CONF.	2- 6	272	0- 0	65	265	240	240	11	11
TOTALS	RPI 1-25	RPI 26-50	W-L RECORDS	RPI 51-100	RPI 101-150	RPI 150+			
8- 19	0- 1	1- 3	OVERALL	0- 3	1- 1	6- 11			
7- 6	0- 0	1- 0	HOME	0- 2	1- 0	5- 4			
1- 12	0- 1	0- 3	AWAY	0- 1	0- 1	1- 6			
0- 1	0- 0	0- 0	NEUTRAL	0- 0	0- 0	0- 1			
2- 6	0- 1	0- 1	NON-CONFERENCE	0- 1	0- 0	2- 3			
2- 2	0- 0	0- 0	HOME	0- 0	0- 0	2- 2			
0- 4	0- 1	0- 1	AWAY	0- 1	0- 0	0- 1			
0- 0	0- 0	0- 0	NEUTRAL	0- 0	0- 0	0- 0			
6- 13	0- 0	1- 2	CONFERENCE	0- 2	1- 1	4- 8			
5- 4	0- 0	1- 0	HOME	0- 2	1- 0	3- 2			
1- 8	0- 0	0- 2	AWAY	0- 0	0- 1	1- 5			
0- 1	0- 0	0- 0	NEUTRAL	0- 0	0- 0	0- 1			

RPI	S	Opponent	Score	RPI	S	Opponent	Score	RPI	S	Opponent	Score	RPI	S	Opponent	Score	Team's RPI: 268
7	A	Texas	53 90	32	A	Oklahoma	41 80	59	H	Middle Tenn.	63 74	128	A	Marshall	76 80	
				37	A	UTEP	55 62	76	A	Abilene Christian	60 79	129	H	Old Dominion	70 67	
				37	H	UTEP	69 64	89	H	Charlotte	54 64	155	H	UAB	54 52	
				38	A	Western Ky.	65 72					156	H	UT Arlington	47 51	
												179	A	Fla. Atlantic	51 64	
												179	H	Fla. Atlantic	57 54	
												188	A	Southern Miss.	53 65	
												188	H	Southern Miss.	47 41	
												208	A	Louisiana Tech	66 75	
												208	H	Louisiana Tech	72 82	
												225	A	Rice	48 49	
												228	H	Texas Southern	44 59	
												240	A	North Texas	58 68	
												246	A	Texas St.	64 72	
												260	H	Houston Baptist	79 50	
												304	A	FIU	63 52	
												304	H	FIU	54 59	
												304	N	FIU	56 61	
												320	H	Illinois St.	77 51	
LAST 12 Division I GAMES:																
				304	N	FIU	56 61			304	H	FIU	54 59			
				37	H	UTEP	69 64			179	H	Fla. Atlantic	57 54			
				129	H	Old Dominion	70 67			128	A	Marshall	76 80			
				89	H	Charlotte	54 64			38	A	Western Ky.	65 72			
				188	A	Southern Miss.	53 65			188	H	Southern Miss.	47 41			
				208	A	Louisiana Tech	66 75			208	H	Louisiana Tech	72 82			

Non-Div I Games: Howard Payne 106 65 Tex. A&M-Kingsville88 51

UTSA

■ Loss,
 ■ Non-Conf,
 ■ S Site,
 ■ Home
 ■ A Away
 N Neutral

Average RPI Win:	148	WON-LOST	WINNING	LAST 10	STRENGTH OF	OPP. STRENGTH	TEAM	ADJ.	CONF.	ADJ CONF.
Average RPI Loss:	40	RECORD	PCT. RANK	GAMES	SCHEDULE	OF SCHEDULE	RPI	RPI	RPI	RPI
DIV. I ONLY	16- 14	154	4- 6	49	18	88	88	1	1	
DIV. I NON-CONF.	8- 3	77	0- 0	104	110	81	81	1	1	
TOTALS	RPI 1-25	RPI 26-50	W-L RECORDS	RPI 51-100	RPI 101-150	RPI 150+				
16- 14	0- 7	1- 2	OVERALL	5- 4	3- 1	7- 0				
11- 5	0- 3	1- 0	HOME	3- 2	2- 0	5- 0				
5- 6	0- 4	0- 1	AWAY	2- 1	1- 0	2- 0				
0- 3	0- 0	0- 1	NEUTRAL	0- 1	0- 1	0- 0				
8- 3	0- 1	0- 1	NON-CONFERENCE	1- 0	2- 1	5- 0				
7- 0	0- 0	0- 0	HOME	1- 0	2- 0	4- 0				
1- 1	0- 1	0- 0	AWAY	0- 0	0- 0	1- 0				
0- 2	0- 0	0- 1	NEUTRAL	0- 0	0- 1	0- 0				
8- 11	0- 6	1- 1	CONFERENCE	4- 4	1- 0	2- 0				
4- 5	0- 3	1- 0	HOME	2- 2	0- 0	1- 0				
4- 5	0- 3	0- 1	AWAY	2- 1	1- 0	1- 0				
0- 1	0- 0	0- 0	NEUTRAL	0- 1	0- 0	0- 0				

RPI 1-25				RPI 26-50				RPI 51-100				Team's RPI: 88	RPI 101+			
RPI	S	Opponent	Score	RPI	S	Opponent	Score	RPI	S	Opponent	Score		RPI	S	Opponent	Score
5	A	Oregon St.	53 72	32	N	Oklahoma	55 70	56	H	Southern California	59 70		107	H	Fresno St.	78 63
5	H	Oregon St.	53 62	33	A	Washington	60 73	62	H	South Dakota	66 59		115	H	Creighton	74 58
9	A	Stanford	52 72	33	H	Washington	88 83	83	A	California	84 79		120	N	Boston College	51 76
9	H	Stanford	54 72					83	H	California	72 66		127	A	Arizona	60 55
10	H	UCLA	63 69					83	N	California	63 66		166	H	UC Davis	88 58
11	A	Arizona St.	60 80					84	A	Oregon	58 69		170	H	George Mason	74 62
16	A	BYU	59 73					84	H	Oregon	65 77		202	A	Colorado	76 68
								97	A	Washington St.	75 69		202	H	Colorado	71 55
								97	H	Washington St.	73 71		234	A	Utah St.	64 61
													282	H	Lamar	71 67
													302	H	CSUN	97 56
LAST 12 Division I GAMES:																
				83	N	California	63 66	84	A	Oregon	58 69					
				97	A	Washington St.	75 69	202	A	Colorado	76 68					
				33	A	Washington	60 73	202	H	Colorado	71 55					
				9	H	Stanford	54 72	10	H	UCLA	63 69					
				83	H	California	72 66	56	H	Southern California	59 70					
				5	A	Oregon St.	53 72	84	H	Oregon	65 77					

Non-Div I Games:

Utah

Average RPI Win:	266	WON-LOST	WINNING	LAST 10	STRENGTH OF	OPP. STRENGTH	TEAM	ADJ.	CONF.	ADJ CONF.
Average RPI Loss:	135	RECORD	PCT. RANK	GAMES	SCHEDULE	OF SCHEDULE	RPI	RPI	RPI	RPI
DIV. I ONLY	12- 17	223	4- 6	233	186	234	234	20	20	
DIV. I NON-CONF.	3- 6	234	0- 0	160	145	211	211	20	20	
TOTALS	RPI 1-25	RPI 26-50	W-L RECORDS	RPI 51-100	RPI 101-150	RPI 150+				
12- 17	0- 1	0- 2	OVERALL	0- 1	0- 3	12- 10				
6- 6	0- 0	0- 1	HOME	0- 1	0- 1	6- 3				
4- 10	0- 1	0- 1	AWAY	0- 0	0- 1	4- 7				
2- 1	0- 0	0- 0	NEUTRAL	0- 0	0- 1	2- 0				
3- 6	0- 1	0- 0	NON-CONFERENCE	0- 1	0- 0	3- 4				
1- 2	0- 0	0- 0	HOME	0- 1	0- 0	1- 1				
1- 4	0- 1	0- 0	AWAY	0- 0	0- 0	1- 3				
1- 0	0- 0	0- 0	NEUTRAL	0- 0	0- 0	1- 0				
9- 11	0- 0	0- 2	CONFERENCE	0- 0	0- 3	9- 6				
5- 4	0- 0	0- 1	HOME	0- 0	0- 1	5- 2				
3- 6	0- 0	0- 1	AWAY	0- 0	0- 1	3- 4				
1- 1	0- 0	0- 0	NEUTRAL	0- 0	0- 1	1- 0				

RPI 1-25				RPI 26-50				RPI 51-100				RPI 101+ Team's RPI: 234			
RPI	S	Opponent	Score	RPI	S	Opponent	Score	RPI	S	Opponent	Score	RPI	S	Opponent	Score
16	A	BYU	69 81	41	A	Colorado St.	64 91	88	H	Utah	61 64	107	A	Fresno St.	62 66
				41	H	Colorado St.	49 69					107	H	Fresno St.	61 67
												107	N	Fresno St.	47 55
												154	A	Boise St.	78 84
												154	H	Boise St.	58 63
												165	A	New Mexico	70 73
												165	H	New Mexico	72 56
												167	A	Idaho St.	67 81
												172	H	Sacramento St.	86 95
												173	A	Montana	70 86
												178	H	Pacific	78 70
												184	A	Northern Colo.	60 74
												201	A	San Jose St.	65 83
												201	H	San Jose St.	74 86
												204	A	Utah Valley	76 72
												211	A	UNLV	38 46
												238	A	San Diego St.	55 36
												238	H	San Diego St.	72 59
												255	N	Tennessee St.	63 46
												258	H	Wyoming	84 75
												325	A	Nevada	79 66
												325	H	Nevada	70 55
												325	N	Nevada	59 35
												341	A	Air Force	66 53
												341	H	Air Force	64 40
LAST 12 Division I GAMES:															
				107	N	Fresno St.	47 55	107	H	Fresno St.	61 67				
				325	N	Nevada	59 35	41	A	Colorado St.	64 91				
				107	A	Fresno St.	62 66	165	A	New Mexico	70 73				
				341	H	Air Force	64 40	258	H	Wyoming	84 75				
				201	A	San Jose St.	65 83	154	H	Boise St.	58 63				
				325	H	Nevada	70 55	325	A	Nevada	79 66				

Non-Div I Games: Westminster (UT) 74 67 Haskell 90 63

Utah St.

Loss, Non-Conf, S Site, H Home A Away N Neutral

Utah Valley

Through Games Of March 12, 2016

Average RPI Win:	262	WON-LOST	WINNING	LAST 10	STRENGTH OF	OPP. STRENGTH	TEAM	ADJ.	CONF.	ADJ CONF.
Average RPI Loss:	155	RECORD	PCT. RANK	GAMES	SCHEDULE	OF SCHEDULE	RPI	RPI	RPI	RPI
DIV. I ONLY	14- 15	180	6- 4	208	306	204	204	28	28	
DIV. I NON-CONF.	5- 8	209	0- 0	150	279	200	200	25	25	
TOTALS	RPI 1-25	RPI 26-50	W-L RECORDS	RPI 51-100	RPI 101-150	RPI 150+				
14- 15	0- 1	0- 0	OVERALL	1- 4	0- 0	13- 10				
7- 5	0- 0	0- 0	HOME	1- 1	0- 0	6- 4				
6- 8	0- 1	0- 0	AWAY	0- 2	0- 0	6- 5				
1- 2	0- 0	0- 0	NEUTRAL	0- 1	0- 0	1- 1				
5- 8	0- 1	0- 0	NON-CONFERENCE	1- 1	0- 0	4- 6				
2- 3	0- 0	0- 0	HOME	1- 0	0- 0	1- 3				
3- 4	0- 1	0- 0	AWAY	0- 1	0- 0	3- 2				
0- 1	0- 0	0- 0	NEUTRAL	0- 0	0- 0	0- 1				
9- 7	0- 0	0- 0	CONFERENCE	0- 3	0- 0	9- 4				
5- 2	0- 0	0- 0	HOME	0- 1	0- 0	5- 1				
3- 4	0- 0	0- 0	AWAY	0- 1	0- 0	3- 3				
1- 1	0- 0	0- 0	NEUTRAL	0- 1	0- 0	1- 0				

RPI 1-25				RPI 26-50				RPI 51-100				RPI 101+ Team's RPI: 204			
RPI	S	Opponent	Score	RPI	S	Opponent	Score	RPI	S	Opponent	Score	RPI	S	Opponent	Score
16	A	BYU	62 78					72	H	San Francisco	94 88	154	A	Boise St.	72 70
								84	A	Oregon	68 79	160	N	Alabama	60 67
								94	A	New Mexico St.	68 73	166	H	UC Davis	55 59
								94	H	New Mexico St.	53 59	167	H	Idaho St.	47 56
								94	N	New Mexico St.	44 58	171	A	Eastern Wash.	64 68
												180	A	UTRGV	48 61
												180	H	UTRGV	71 57
												192	A	Weber St.	56 61
												216	A	CSU Bakersfield	54 61
												216	H	CSU Bakersfield	72 53
												232	A	Grand Canyon	64 65
												232	H	Grand Canyon	53 61
												234	H	Utah St.	72 76
												241	A	Omaha	74 59
												272	A	Seattle	61 44
												272	H	Seattle	79 48
												305	A	UMKC	58 44
												305	H	UMKC	79 71
												305	N	UMKC	61 53
												325	A	Nevada	73 65
												333	H	Southern Utah	70 58
												345	A	Chicago St.	69 62
												345	H	Chicago St.	74 46
LAST 12 Division I GAMES:															
				94	N	New Mexico St.	44 58	216	H	CSU Bakersfield	72 53				
				305	N	UMKC	61 53	94	H	New Mexico St.	53 59				
				232	A	Grand Canyon	64 65	180	H	UTRGV	71 57				
				272	H	Seattle	79 48	216	A	CSU Bakersfield	54 61				
				305	A	UMKC	58 44	272	A	Seattle	61 44				
				345	A	Chicago St.	69 62	345	H	Chicago St.	74 46				

Non-Div I Games: Bethesda (CA) 91 64 Dixie St. 77 63

Utah Valley

Loss, Non-Conf, S Site, H Home A Away N Neutral

Average RPI Win: 173	WON-LOST	WINNING	LAST 10	STRENGTH OF	OPP. STRENGTH	TEAM	ADJ.	CONF.	ADJ CONF.
Average RPI Loss: 113	RECORD	PCT. RANK	GAMES	SCHEDULE	OF SCHEDULE	RPI	RPI	RPI	RPI
DIV. I ONLY	23- 9	59	8- 2	99	118	69	69	7	7
DIV. I NON-CONF.	11- 2	28	0- 0	128	281	47	47	8	8
TOTALS	RPI 1-25	RPI 26-50	W-L RECORDS	RPI 51-100	RPI 101-150	RPI 150+			
23- 9	2- 2	2- 0	OVERALL	1- 1	2- 3	16- 3			
11- 4	0- 1	1- 0	HOME	0- 1	1- 1	9- 1			
10- 3	2- 0	0- 0	AWAY	1- 0	1- 0	6- 1			
2- 2	0- 1	1- 0	NEUTRAL	0- 0	0- 1	1- 0			
11- 2	1- 0	0- 0	NON-CONFERENCE	0- 0	2- 2	8- 0			
7- 0	0- 0	0- 0	HOME	0- 0	1- 0	6- 0			
4- 1	1- 0	0- 0	AWAY	0- 0	1- 1	2- 0			
0- 1	0- 0	0- 0	NEUTRAL	0- 0	0- 1	0- 0			
12- 7	1- 2	2- 0	CONFERENCE	1- 1	0- 1	8- 3			
4- 4	0- 1	1- 0	HOME	0- 1	0- 1	3- 1			
6- 2	1- 0	0- 0	AWAY	1- 0	0- 0	4- 2			
2- 1	0- 1	1- 0	NEUTRAL	0- 0	0- 0	1- 0			

RPI S	Opponent	Score	RPI S	Opponent	Score	RPI S	Opponent	Score	RPI S	Opponent	Score
11 A	Arizona St.	57 48	34 H	St. Bonaventure	52 47	54 H	Saint Louis	72 77	103 A	Iona	74 58
18 H	Duquesne	67 71	34 N	St. Bonaventure	59 50	82 A	Dayton	74 72	117 N	Toledo	61 80
23 A	George Washington	79 68							118 H	Saint Joseph's	63 66
23 N	George Washington	58 72							129 H	Old Dominion	74 54
									131 A	IUPUI	69 70
									163 H	Fordham	61 51
									170 A	George Mason	54 70
									170 H	George Mason	65 34
									189 A	Davidson	74 59
									189 H	Davidson	50 56
									195 A	N.C. A&T	64 49
									198 A	Richmond	50 62
									198 H	Richmond	53 42
									198 N	Richmond	62 42
									214 A	Rhode Island	49 36
									218 H	Furman	67 45
									219 H	William & Mary	73 47
									224 A	Massachusetts	74 66
									231 H	Coppin St.	73 42
									251 A	High Point	69 39
									253 H	Campbell	57 34
									274 H	UNCW	58 45
									280 H	UMES	63 39
									281 A	La Salle	84 76
LAST 12 Division I GAMES:											
23 N	George Washington	58 72	214 A	Rhode Island	49 36						
34 N	St. Bonaventure	59 50	198 A	Richmond	50 62						
198 N	Richmond	62 42	281 A	La Salle	84 76						
189 A	Davidson	74 59	34 H	St. Bonaventure	52 47						
170 H	George Mason	65 34	18 H	Duquesne	67 71						
23 A	George Washington	79 68	163 H	Fordham	61 51						

Non-Div I Games:

VCU

Valparaiso

Through Games Of March 12, 2016

Average RPI Win:	186	WON-LOST	WINNING	LAST 10	STRENGTH OF	OPP. STRENGTH	TEAM	ADJ.	CONF.	ADJ CONF.
Average RPI Loss:	136	RECORD	PCT. RANK	GAMES	SCHEDULE	OF SCHEDULE	RPI	RPI	RPI	RPI
DIV. I ONLY	7- 21	297	2- 8	71	135	239	239	14	14	
DIV. I NON-CONF.	1- 7	318	0- 0	43	39	251	251	16	16	
TOTALS	RPI 1-25	RPI 26-50	W-L RECORDS	RPI 51-100	RPI 101-150	RPI 150+				
7- 21	0- 4	0- 0	OVERALL	0- 3	3- 6	4- 8				
4- 9	0- 2	0- 0	HOME	0- 1	2- 3	2- 3				
2- 10	0- 2	0- 0	AWAY	0- 2	1- 2	1- 4				
1- 2	0- 0	0- 0	NEUTRAL	0- 0	0- 1	1- 1				
1- 7	0- 2	0- 0	NON-CONFERENCE	0- 1	1- 1	0- 3				
1- 3	0- 1	0- 0	HOME	0- 0	1- 1	0- 1				
0- 3	0- 1	0- 0	AWAY	0- 1	0- 0	0- 1				
0- 1	0- 0	0- 0	NEUTRAL	0- 0	0- 0	0- 1				
6- 14	0- 2	0- 0	CONFERENCE	0- 2	2- 5	4- 5				
3- 6	0- 1	0- 0	HOME	0- 1	1- 2	2- 2				
2- 7	0- 1	0- 0	AWAY	0- 1	1- 2	1- 3				
1- 1	0- 0	0- 0	NEUTRAL	0- 0	0- 1	1- 0				

RPI 1-25				RPI 26-50				RPI 51-100				RPI 101+ Team's RPI: 239			
RPI	S	Opponent	Score	RPI	S	Opponent	Score	RPI	S	Opponent	Score	RPI	S	Opponent	Score
1	H	Notre Dame	54 110					81	A	San Diego	60 76	124	H	Akron	74 85
14	A	Louisville	42 75					100	A	Wright St.	63 80	130	A	Youngstown St.	66 87
21	A	Green Bay	42 81					100	H	Wright St.	54 65	130	H	Youngstown St.	65 60
21	H	Green Bay	35 71									140	A	Milwaukee	60 82
												140	H	Milwaukee	60 70
												146	A	Northern Ky.	61 60
												146	H	Northern Ky.	50 68
												146	N	Northern Ky.	53 76
												149	H	SIUE	69 56
												158	A	Detroit	65 85
												158	H	Detroit	66 72
												158	N	Detroit	94 91
												183	A	Butler	53 72
												184	N	Northern Colo.	63 77
												209	A	Oakland	77 87
												209	H	Oakland	81 66
												249	A	Ill.-Chicago	80 74
												249	H	Ill.-Chicago	50 54
												264	A	Cleveland St.	65 72
												264	H	Cleveland St.	66 59
												283	H	Miami (OH)	72 75
LAST 12 Division I GAMES:															
				146	N	Northern Ky.	53 76	140	H	Milwaukee	60 70				
				158	N	Detroit	94 91	158	A	Detroit	65 85				
				249	A	Ill.-Chicago	80 74	209	A	Oakland	77 87				
				264	A	Cleveland St.	65 72	146	H	Northern Ky.	50 68				
				130	A	Youngstown St.	66 87	100	H	Wright St.	54 65				
				21	H	Green Bay	35 71	249	H	Ill.-Chicago	50 54				

Non-Div I Games: Ind.-Northwest 79 57 Cardinal Stitch 63 62 Ind.-Kokomo 88 22

Valparaiso

Loss, Non-Conf, S Site, H Home A Away N Neutral

Vanderbilt

Through Games Of March 12, 2016

Average RPI Win:	146	WON-LOST	WINNING	LAST 10	STRENGTH OF	OPP. STRENGTH	TEAM	ADJ.	CONF.	ADJ CONF.
Average RPI Loss:	48	RECORD	PCT. RANK	GAMES	SCHEDULE	OF SCHEDULE	RPI	RPI	RPI	RPI
DIV. I ONLY	18- 14	144	3- 7	33	50	73	73	2	2	
DIV. I NON-CONF.	11- 2	28	0- 0	114	209	31	31	2	2	
TOTALS	RPI 1-25	RPI 26-50	W-L RECORDS	RPI 51-100	RPI 101-150	RPI 150+				
18- 14	1- 6	2- 4	OVERALL	3- 2	3- 1	9- 1				
10- 6	0- 4	0- 2	HOME	1- 0	3- 0	6- 0				
5- 7	1- 1	1- 2	AWAY	1- 2	0- 1	2- 1				
3- 1	0- 1	1- 0	NEUTRAL	1- 0	0- 0	1- 0				
11- 2	0- 1	0- 0	NON-CONFERENCE	3- 1	2- 0	6- 0				
8- 0	0- 0	0- 0	HOME	1- 0	2- 0	5- 0				
2- 2	0- 1	0- 0	AWAY	1- 1	0- 0	1- 0				
1- 0	0- 0	0- 0	NEUTRAL	1- 0	0- 0	0- 0				
7- 12	1- 5	2- 4	CONFERENCE	0- 1	1- 1	3- 1				
2- 6	0- 4	0- 2	HOME	0- 0	1- 0	1- 0				
3- 5	1- 0	1- 2	AWAY	0- 1	0- 1	1- 1				
2- 1	0- 1	1- 0	NEUTRAL	0- 0	0- 0	1- 0				

RPI 1-25				RPI 26-50				RPI 51-100 Team's RPI: 73				RPI 101+			
RPI	S	Opponent	Score	RPI	S	Opponent	Score	RPI	S	Opponent	Score	RPI	S	Opponent	Score
4	H	South Carolina	61 71	27	A	Florida	67 79	51	H	Ohio	62 59	108	H	UT Martin	64 61
12	A	Kentucky	71 69	28	A	Tennessee	49 58	57	A	Auburn	45 53	119	H	Troy	97 43
12	H	Kentucky	55 71	28	H	Tennessee	51 69	79	A	Drexel	74 64	125	H	LSU	58 42
19	H	Texas A&M	63 75	35	H	Georgia	58 64	82	A	Dayton	56 81	141	A	Arkansas	56 57
21	A	Green Bay	56 58	35	N	Georgia	54 49	94	N	New Mexico St.	71 45	160	A	Alabama	54 48
24	H	Mississippi St.	61 66	45	A	Missouri	56 52					160	H	Alabama	67 52
24	N	Mississippi St.	46 63									163	A	Fordham	53 40
												164	H	ETSU	65 39
												176	A	Ole Miss	52 55
												176	N	Ole Miss	74 59
												185	H	Presbyterian	56 38
												269	H	Austin Peay	73 56
												341	H	Air Force	86 29
												349	H	Mississippi Val.	89 39
LAST 12 Division I GAMES:															
		24	N	Mississippi St.	46	63		27	A	Florida	67	79			
		35	N	Georgia	54	49		12	H	Kentucky	55	71			
		176	N	Ole Miss	74	59		28	H	Tennessee	51	69			
		45	A	Missouri	56	52		141	A	Arkansas	56	57			
		24	H	Mississippi St.	61	66		57	A	Auburn	45	53			
		19	H	Texas A&M	63	75		35	H	Georgia	58	64			

Non-Div I Games:

Vanderbilt

Loss, Non-Conf, S Site, H Home A Away N Neutral

Average RPI Win:	258	WON-LOST	WINNING	LAST 10	STRENGTH OF	OPP. STRENGTH	TEAM	ADJ.	CONF.	ADJ CONF.
Average RPI Loss:	177	RECORD	PCT. RANK	GAMES	SCHEDULE	OF SCHEDULE	RPI	RPI	RPI	RPI
DIV. I ONLY	9- 21	276	2- 8	237	282	277	277	16	16	
DIV. I NON-CONF.	5- 8	209	0- 0	301	347	271	271	18	18	
TOTALS	RPI 1-25	RPI 26-50	W-L RECORDS	RPI 51-100	RPI 101-150	RPI 150+				
9- 21	0- 0	0- 3	OVERALL	0- 3	0- 0	9- 15				
4- 9	0- 0	0- 1	HOME	0- 2	0- 0	4- 6				
5- 11	0- 0	0- 1	AWAY	0- 1	0- 0	5- 9				
0- 1	0- 0	0- 1	NEUTRAL	0- 0	0- 0	0- 0				
5- 8	0- 0	0- 0	NON-CONFERENCE	0- 1	0- 0	5- 7				
2- 3	0- 0	0- 0	HOME	0- 1	0- 0	2- 2				
3- 5	0- 0	0- 0	AWAY	0- 0	0- 0	3- 5				
0- 0	0- 0	0- 0	NEUTRAL	0- 0	0- 0	0- 0				
4- 13	0- 0	0- 3	CONFERENCE	0- 2	0- 0	4- 8				
2- 6	0- 0	0- 1	HOME	0- 1	0- 0	2- 4				
2- 6	0- 0	0- 1	AWAY	0- 1	0- 0	2- 4				
0- 1	0- 0	0- 1	NEUTRAL	0- 0	0- 0	0- 0				

RPI S	Opponent	Score	RPI S	Opponent	Score	RPI S	Opponent	Score	RPI S	Opponent	Score	Team's RPI: 277
			44 A	Albany (NY)	43 72	60 A	Maine	51 63	152 A	Delaware	60 71	
			44 H	Albany (NY)	40 75	60 H	Maine	41 62	159 A	Stony Brook	59 73	
			44 N	Albany (NY)	43 95	85 H	Quinnipiac	65 77	159 H	Stony Brook	44 37	
									186 A	UMBC	48 85	
									186 H	UMBC	60 74	
									191 H	Sacred Heart	53 51	
									205 A	Brown	54 71	
									209 H	Oakland	68 74	
									217 A	Dartmouth	56 54	
									221 A	Hartford	50 52	
									221 H	Hartford	47 51	
									223 A	Binghamton	52 66	
									223 H	Binghamton	53 57	
									235 A	New Hampshire	63 59	
									235 H	New Hampshire	83 63	
									237 A	Bryant	52 68	
									247 A	Columbia	56 73	
									254 A	Holy Cross	63 77	
									276 H	Central Conn. St.	79 63	
									319 A	UMass Lowell	59 51	
									319 H	UMass Lowell	66 68	
									335 H	St. Francis Brooklyn	55 59	
									342 A	NJIT	54 46	
									344 A	Boston U.	60 45	
LAST 12 Division I GAMES:												
			44 N	Albany (NY)	43 95	319 H	UMass Lowell	66 68				
			159 H	Stony Brook	44 37	44 H	Albany (NY)	40 75				
			235 A	New Hampshire	63 59	60 A	Maine	51 63				
			186 H	UMBC	60 74	159 A	Stony Brook	59 73				
			223 A	Binghamton	52 66	235 H	New Hampshire	83 63				
			221 A	Hartford	50 52	223 H	Binghamton	53 57				

Non-Div I Games:

Vermont

■ Loss,
 ■ Non-Conf,
 ■ S Site,
 ■ Home
 ■ A Away
 N Neutral

Villanova

Through Games Of March 12, 2016

Average RPI Win: 137	WON-LOST	WINNING	LAST 10	STRENGTH OF	OPP. STRENGTH	TEAM	ADJ.	CONF.	ADJ CONF.
Average RPI Loss: 80	RECORD	PCT. RANK	GAMES	SCHEDULE	OF SCHEDULE	RPI	RPI	RPI	RPI
DIV. I ONLY	19- 11	89	6- 4	61	68	55	55	6	6
DIV. I NON-CONF.	7- 4	110	1- 0	29	58	36	36	6	6
TOTALS	RPI 1-25	RPI 26-50	W-L RECORDS	RPI 51-100	RPI 101-150	RPI 150+			
19- 11	0- 1	5- 3	OVERALL	3- 2	2- 4	9- 1			
9- 3	0- 0	3- 1	HOME	1- 0	1- 2	4- 0			
8- 6	0- 1	2- 2	AWAY	1- 1	1- 1	4- 1			
2- 2	0- 0	0- 0	NEUTRAL	1- 1	0- 1	1- 0			
7- 4	0- 1	1- 1	NON-CONFERENCE	1- 2	1- 0	4- 0			
3- 0	0- 0	1- 0	HOME	0- 0	1- 0	1- 0			
2- 3	0- 1	0- 1	AWAY	0- 1	0- 0	2- 0			
2- 1	0- 0	0- 0	NEUTRAL	1- 1	0- 0	1- 0			
12- 7	0- 0	4- 2	CONFERENCE	2- 0	1- 4	5- 1			
6- 3	0- 0	2- 1	HOME	1- 0	0- 2	3- 0			
6- 3	0- 0	2- 1	AWAY	1- 0	1- 1	2- 1			
0- 1	0- 0	0- 0	NEUTRAL	0- 0	0- 1	0- 0			

RPI	S	Opponent	Score	RPI	S	Opponent	Score	RPI	S	Opponent	Score	RPI	S	Opponent	Score
23	A	George Washington	70 78	26	H	Penn	66 46	53	N	St. Mary's (CA)	60 67	102	A	Georgetown	63 60
				29	A	DePaul	64 60	70	A	Temple	55 61	102	H	Georgetown	51 57
				29	H	DePaul	47 75	79	N	Drexel	67 55	115	A	Creighton	48 53
				39	A	Seton Hall	50 60	99	A	Marquette	82 75	115	H	Creighton	62 65
				39	H	Seton Hall	55 45	99	H	Marquette	81 60	115	N	Creighton	48 57
				42	A	St. John's (NY)	71 59					118	H	Saint Joseph's	55 49
				42	H	St. John's (NY)	58 54					168	A	Xavier	67 74
				49	A	North Carolina St.	64 70					168	H	Xavier	58 55
												172	N	Sacramento St.	78 54
												183	A	Butler	57 45
												183	H	Butler	66 46
												203	H	Loyola Maryland	67 55
												212	A	Lehigh	65 44
												265	A	Providence	76 47
												265	H	Providence	67 39
												281	A	La Salle	67 56
LAST 12 Division I GAMES:															
115	N	Creighton	48 57	99	H	Marquette	81 60								
183	H	Butler	66 46	29	H	DePaul	47 75								
168	H	Xavier	58 55	265	A	Providence	76 47								
102	A	Georgetown	63 60	115	A	Creighton	48 53								
39	A	Seton Hall	50 60	26	H	Penn	66 46								
42	A	St. John's (NY)	71 59	102	H	Georgetown	51 57								

Non-Div I Games:

Villanova

Loss, Non-Conf, S Site, H Home A Away N Neutral

Average RPI Win:	180	WON-LOST	WINNING	LAST 10	STRENGTH OF	OPP. STRENGTH	TEAM	ADJ.	CONF.	ADJ CONF.
Average RPI Loss:	51	RECORD	PCT. RANK	GAMES	SCHEDULE	OF SCHEDULE	RPI	RPI	RPI	RPI
DIV. I ONLY	16- 15	160	3- 7	63	56	111	111	4	4	
DIV. I NON-CONF.	10- 4	86	0- 0	176	122	115	115	5	5	
TOTALS	RPI 1-25	RPI 26-50	W-L RECORDS	RPI 51-100	RPI 101-150	RPI 150+				
16- 15	2- 6	0- 3	OVERALL	3- 3	2- 3	9- 0				
10- 6	1- 3	0- 0	HOME	0- 1	0- 2	9- 0				
5- 6	0- 3	0- 2	AWAY	3- 0	2- 1	0- 0				
1- 3	1- 0	0- 1	NEUTRAL	0- 2	0- 0	0- 0				
10- 4	1- 1	0- 0	NON-CONFERENCE	2- 3	0- 0	7- 0				
7- 1	0- 0	0- 0	HOME	0- 1	0- 0	7- 0				
2- 1	0- 1	0- 0	AWAY	2- 0	0- 0	0- 0				
1- 2	1- 0	0- 0	NEUTRAL	0- 2	0- 0	0- 0				
6- 11	1- 5	0- 3	CONFERENCE	1- 0	2- 3	2- 0				
3- 5	1- 3	0- 0	HOME	0- 0	0- 2	2- 0				
3- 5	0- 2	0- 2	AWAY	1- 0	2- 1	0- 0				
0- 1	0- 0	0- 1	NEUTRAL	0- 0	0- 0	0- 0				

RPI	S	Opponent	Score	RPI	S	Opponent	Score	RPI	S	Opponent	Score	RPI	S	Opponent	Score	Team's RPI: 111
1	H	Notre Dame	46 74	47	A	Duke	52 67	52	N	Rutgers	48 60	120	A	Boston College	61 50	
6	A	Ohio St.	73 93	47	N	Duke	53 57	57	A	Auburn	69 52	123	A	Virginia Tech	55 60	
13	H	Syracuse	57 91	49	A	North Carolina St.	52 63	58	H	Iowa	73 85	123	H	Virginia Tech	46 66	
14	A	Louisville	59 74					59	A	Middle Tenn.	70 66	132	H	Pittsburgh	55 58	
14	H	Louisville	41 59					71	A	Georgia Tech	78 67	143	A	Wake Forest	52 50	
15	A	Florida St.	48 70					74	N	Tulane	62 67	153	H	North Carolina	72 68	
21	N	Green Bay	68 59									198	H	Richmond	71 51	
25	H	Miami (FL)	76 56									231	H	Coppin St.	75 40	
												252	H	Clemson	65 48	
												256	H	Bowling Green	68 39	
												288	H	Charleston So.	85 65	
												314	H	Longwood	81 46	
												342	H	NJIT	81 54	
												347	H	Norfolk St.	86 50	
LAST 12 Division I GAMES:																
47	N	Duke	53 57	13	H	Syracuse	57 91									
123	A	Virginia Tech	55 60	123	H	Virginia Tech	46 66									
153	H	North Carolina	72 68	47	A	Duke	52 67									
252	H	Clemson	65 48	49	A	North Carolina St.	52 63									
14	A	Louisville	59 74	132	H	Pittsburgh	55 58									
120	A	Boston College	61 50	15	A	Florida St.	48 70									

Non-Div I Games:

Virginia

■ Loss,
■ Non-Conf, S Site,
■ Home
■ Away
N Neutral

Virginia Tech

Through Games Of March 12, 2016

Average RPI Win:	191	WON-LOST	WINNING	LAST 10	STRENGTH OF	OPP. STRENGTH	TEAM	ADJ.	CONF.	ADJ CONF.
Average RPI Loss:	59	RECORD	PCT. RANK	GAMES	SCHEDULE	OF SCHEDULE	RPI	RPI	RPI	RPI
DIV. I ONLY	17- 13	137	3- 7	104	60	123	123	4	4	
DIV. I NON-CONF.	12- 1	9	0- 0	278	180	66	66	5	5	
TOTALS	RPI 1-25	RPI 26-50	W-L RECORDS	RPI 51-100	RPI 101-150	RPI 150+				
17- 13	0- 6	1- 2	OVERALL	0- 1	5- 3	11- 1				
13- 5	0- 1	0- 2	HOME	0- 1	2- 1	11- 0				
4- 7	0- 5	1- 0	AWAY	0- 0	3- 1	0- 1				
0- 1	0- 0	0- 0	NEUTRAL	0- 0	0- 1	0- 0				
12- 1	0- 0	1- 0	NON-CONFERENCE	0- 0	1- 1	10- 0				
10- 0	0- 0	0- 0	HOME	0- 0	0- 0	10- 0				
2- 1	0- 0	1- 0	AWAY	0- 0	1- 1	0- 0				
0- 0	0- 0	0- 0	NEUTRAL	0- 0	0- 0	0- 0				
5- 12	0- 6	0- 2	CONFERENCE	0- 1	4- 2	1- 1				
3- 5	0- 1	0- 2	HOME	0- 1	2- 1	1- 0				
2- 6	0- 5	0- 0	AWAY	0- 0	2- 0	0- 1				
0- 1	0- 0	0- 0	NEUTRAL	0- 0	0- 1	0- 0				

RPI 1-25				RPI 26-50				RPI 51-100				RPI 101+ Team's RPI: 123			
RPI	S	Opponent	Score	RPI	S	Opponent	Score	RPI	S	Opponent	Score	RPI	S	Opponent	Score
1	A	Notre Dame	41 80	28	A	Tennessee	57 43	71	H	Georgia Tech	34 51	102	A	Georgetown	56 73
13	A	Syracuse	39 60	47	H	Duke	62 66					111	A	Virginia	66 46
14	A	Louisville	45 56	49	H	North Carolina St.	61 72					111	H	Virginia	60 55
15	A	Florida St.	50 68									120	H	Boston College	58 33
25	A	Miami (FL)	56 67									120	N	Boston College	37 49
25	H	Miami (FL)	45 57									132	H	Pittsburgh	48 59
												137	A	Penn St.	64 59
												143	A	Wake Forest	54 48
												153	A	North Carolina	67 71
												170	H	George Mason	80 63
												174	H	Radford	47 40
												185	H	Presbyterian	58 44
												218	H	Furman	59 30
												226	H	Col. of Charleston	81 47
												231	H	Coppin St.	72 39
												252	H	Clemson	79 49
												257	H	Morgan St.	73 33
												265	H	Providence	62 46
												306	H	Wofford	73 42
												316	H	Mt. St. Mary's	59 42
LAST 12 Division I GAMES:															
120	N	Boston College	37 49	153	A	North Carolina	67 71								
111	H	Virginia	60 55	111	A	Virginia	66 46								
143	A	Wake Forest	54 48	71	H	Georgia Tech	34 51								
25	A	Miami (FL)	56 67	15	A	Florida St.	50 68								
47	H	Duke	62 66	25	H	Miami (FL)	45 57								
132	H	Pittsburgh	48 59	1	A	Notre Dame	41 80								

Non-Div I Games:

Virginia Tech

■ Loss,
■ Non-Conf,
■ S Site,
■ H Home
■ A Away
N Neutral

W
a
g
n
e
rW
a
g
n
e
r

Wagner

Page 365

RPI	S	Opponent	Score
342	H	NJIT	76 53

W
a
g
n
e
r

W
a
g
n
e
r

Wagner

Wake Forest

Through Games Of March 12, 2016

Average RPI Win:	186	WON-LOST	WINNING	LAST 10	STRENGTH OF	OPP. STRENGTH	TEAM	ADJ.	CONF.	ADJ CONF.
Average RPI Loss:	71	RECORD	PCT. RANK	GAMES	SCHEDULE	OF SCHEDULE	RPI	RPI	RPI	RPI
DIV. I ONLY	16- 15	160	5- 5	133	38	143	143	4	4	
DIV. I NON-CONF.	9- 4	95	0- 0	308	118	181	181	5	5	
TOTALS	RPI 1-25	RPI 26-50	W-L RECORDS	RPI 51-100	RPI 101-150	RPI 150+				
16- 15	0- 5	2- 3	OVERALL	0- 3	4- 2	10- 2				
9- 7	0- 3	2- 0	HOME	0- 1	2- 2	5- 1				
5- 6	0- 2	0- 3	AWAY	0- 1	2- 0	3- 0				
2- 2	0- 0	0- 0	NEUTRAL	0- 1	0- 0	2- 1				
9- 4	0- 0	0- 1	NON-CONFERENCE	0- 1	2- 0	7- 2				
6- 2	0- 0	0- 0	HOME	0- 1	2- 0	4- 1				
2- 1	0- 0	0- 1	AWAY	0- 0	0- 0	2- 0				
1- 1	0- 0	0- 0	NEUTRAL	0- 0	0- 0	1- 1				
7- 11	0- 5	2- 2	CONFERENCE	0- 2	2- 2	3- 0				
3- 5	0- 3	2- 0	HOME	0- 0	0- 2	1- 0				
3- 5	0- 2	0- 2	AWAY	0- 1	2- 0	1- 0				
1- 1	0- 0	0- 0	NEUTRAL	0- 1	0- 0	1- 0				

RPI 1-25				RPI 26-50				RPI 51-100				RPI 101+ Team's RPI: 143			
RPI	S	Opponent	Score	RPI	S	Opponent	Score	RPI	S	Opponent	Score	RPI	S	Opponent	Score
1	H	Notre Dame	52 86	45	A	Missouri	81 94	71	A	Georgia Tech	51 66	111	H	Virginia	50 52
13	H	Syracuse	65 91	47	A	Duke	68 95	71	N	Georgia Tech	65 67	120	A	Boston College	65 59
14	A	Louisville	54 78	47	H	Duke	64 58	77	H	Belmont	64 78	123	H	Virginia Tech	48 54
15	H	Florida St.	55 96	49	A	North Carolina St.	47 64					125	H	LSU	60 57
25	A	Miami (FL)	60 71	49	H	North Carolina St.	63 58					132	A	Pittsburgh	60 49
												145	H	Jacksonville	57 51
												153	H	North Carolina	75 63
												164	H	ETSU	69 52
												189	H	Davidson	77 58
												198	H	Richmond	43 33
												200	H	Wisconsin	51 64
												207	N	Hampton	42 47
												252	A	Clemson	55 45
												252	N	Clemson	73 58
												273	A	American	71 70
												281	H	La Salle	61 53
												287	N	Coastal Caro.	81 52
												304	A	FIU	57 53
LAST 12 Division I GAMES:															
				71	N	Georgia Tech	65 67	252	A	Clemson	55 45				
				252	N	Clemson	73 58	49	H	North Carolina St.	63 58				
				71	A	Georgia Tech	51 66	132	A	Pittsburgh	60 49				
				123	H	Virginia Tech	48 54	14	A	Louisville	54 78				
				1	H	Notre Dame	52 86	15	H	Florida St.	55 96				
				47	H	Duke	64 58	120	A	Boston College	65 59				

Non-Div I Games:

Wake Forest

■ Loss,
■ Non-Conf, S Site,
■ Home
■ Away
N Neutral

Average RPI Win: 171		WON-LOST	WINNING	LAST 10	STRENGTH OF	OPP. STRENGTH	TEAM	ADJ.	CONF.	ADJ CONF.
Average RPI Loss: 41		RECORD	PCT. RANK	GAMES	SCHEDULE	OF SCHEDULE	RPI	RPI	RPI	RPI
DIV. I ONLY		14- 16	188	2- 8	57	13	97	97	1	1
DIV. I NON-CONF.		9- 2	37	0- 0	127	120	29	29	1	1
TOTALS		RPI 1-25	RPI 26-50		W-L RECORDS		RPI 51-100	RPI 101-150	RPI 150+	
14- 16	0- 6	0- 3		OVERALL		2- 7	4- 0	8- 0		
7- 6	0- 3	0- 1		HOME		1- 2	2- 0	4- 0		
6- 9	0- 3	0- 2		AWAY		1- 4	2- 0	3- 0		
1- 1	0- 0	0- 0		NEUTRAL		0- 1	0- 0	1- 0		
9- 2	0- 0	0- 1		NON-CONFERENCE		1- 1	2- 0	6- 0		
4- 0	0- 0	0- 0		HOME		0- 0	1- 0	3- 0		
4- 2	0- 0	0- 1		AWAY		1- 1	1- 0	2- 0		
1- 0	0- 0	0- 0		NEUTRAL		0- 0	0- 0	1- 0		
5- 14	0- 6	0- 2		CONFERENCE		1- 6	2- 0	2- 0		
3- 6	0- 3	0- 1		HOME		1- 2	1- 0	1- 0		
2- 7	0- 3	0- 1		AWAY		0- 3	1- 0	1- 0		
0- 1	0- 0	0- 0		NEUTRAL		0- 1	0- 0	0- 0		

RPI	S	Opponent	Score	RPI	S	Opponent	Score	RPI	S	Opponent	Score	RPI	S	Opponent	Score
5	H	Oregon St.	45 54	31	A	Oklahoma St.	60 70	53	A	St. Mary's (CA)	71 75	105	A	Hawaii	62 52
9	A	Stanford	52 69	33	A	Washington	63 69	56	A	Southern California	62 64	116	H	Gonzaga	55 48
10	A	UCLA	61 73	33	H	Washington	64 79	56	H	Southern California	73 61	127	A	Arizona	62 61
10	H	UCLA	73 75					56	N	Southern California	73 77	127	H	Arizona	67 46
11	A	Arizona St.	39 61					81	A	San Diego	78 72	154	A	Boise St.	57 52
11	H	Arizona St.	45 63					83	A	California	71 74	201	H	San Jose St.	95 80
								84	H	Oregon	48 73	202	A	Colorado	74 66
								88	A	Utah	71 73	202	H	Colorado	83 70
								88	H	Utah	69 75	207	H	Hampton	68 61
												222	A	Kansas	66 53
												267	H	UC Santa Barbara	61 44
												325	N	Nevada	70 57
LAST 12 Division I GAMES:															
		56	N	Southern California	73	77	10	A	UCLA	61	73				
		88	H	Utah	69	75	5	H	Oregon St.	45	54				
		202	H	Colorado	83	70	84	H	Oregon	48	73				
		127	A	Arizona	62	61	9	A	Stanford	52	69				
		11	A	Arizona St.	39	61	83	A	California	71	74				
		56	A	Southern California	62	64	33	A	Washington	63	69				

Non-Div I Games:

Washington St.

■ Loss,
 ■ Non-Conf,
 ■ S Site,
 ■ H Home
 ■ A Away
 N Neutral

Average RPI Win:	257	WON-LOST	WINNING	LAST 10	STRENGTH OF	OPP. STRENGTH	TEAM	ADJ.	CONF.	ADJ CONF.
Average RPI Loss:	133	RECORD	PCT. RANK	GAMES	SCHEDULE	OF SCHEDULE	RPI	RPI	RPI	RPI
DIV. I ONLY	18- 11	103	5- 5	335	172	192	192	19	19	
DIV. I NON-CONF.	6- 3	99	0- 0	317	140	168	168	23	23	
TOTALS	RPI 1-25	RPI 26-50	W-L RECORDS	RPI 51-100	RPI 101-150	RPI 150+				
18- 11	0- 1	0- 1	OVERALL	1- 1	0- 2	17- 6				
7- 5	0- 1	0- 0	HOME	0- 1	0- 1	7- 2				
9- 5	0- 0	0- 1	AWAY	1- 0	0- 0	8- 4				
2- 1	0- 0	0- 0	NEUTRAL	0- 0	0- 1	2- 0				
6- 3	0- 1	0- 1	NON-CONFERENCE	0- 0	0- 0	6- 1				
1- 2	0- 1	0- 0	HOME	0- 0	0- 0	1- 1				
4- 1	0- 0	0- 1	AWAY	0- 0	0- 0	4- 0				
1- 0	0- 0	0- 0	NEUTRAL	0- 0	0- 0	1- 0				
12- 8	0- 0	0- 0	CONFERENCE	1- 1	0- 2	11- 5				
6- 3	0- 0	0- 0	HOME	0- 1	0- 1	6- 1				
5- 4	0- 0	0- 0	AWAY	1- 0	0- 0	4- 4				
1- 1	0- 0	0- 0	NEUTRAL	0- 0	0- 1	1- 0				

RPI 1-25				RPI 26-50				RPI 51-100				RPI 101+ Team's RPI: 192			
RPI	S	Opponent	Score	RPI	S	Opponent	Score	RPI	S	Opponent	Score	RPI	S	Opponent	Score
16	H	BYU	51 68	33	A	Washington	56 69	93	A	North Dakota	62 56	121	H	Idaho	70 77
								93	H	North Dakota	78 85	121	N	Idaho	83 86
												162	A	Montana St.	71 92
												167	A	Idaho St.	61 46
												167	H	Idaho St.	57 58
												171	H	Eastern Wash.	80 74
												172	A	Sacramento St.	64 87
												172	H	Sacramento St.	77 66
												173	A	Montana	75 84
												184	A	Northern Colo.	63 65
												184	H	Northern Colo.	82 79
												204	H	Utah Valley	61 56
												210	N	SFA	56 46
												226	H	Col. of Charleston	42 50
												240	A	North Texas	45 38
												292	A	Portland	57 55
												303	A	Denver	61 49
												309	A	Northern Ariz.	76 56
												309	H	Northern Ariz.	95 88
												321	A	Portland St.	75 58
												321	H	Portland St.	102 73
												321	N	Portland St.	91 68
												333	A	Southern Utah	69 51
												333	H	Southern Utah	75 56
												339	A	Cal St. Fullerton	60 40
LAST 12 Division I GAMES:															
				121	N	Idaho	83 86	309	H	Northern Ariz.	95 88				
				321	N	Portland St.	91 68	333	H	Southern Utah	75 56				
				171	H	Eastern Wash.	80 74	321	A	Portland St.	75 58				
				121	H	Idaho	70 77	172	A	Sacramento St.	64 87				
				173	A	Montana	75 84	93	H	North Dakota	78 85				
				162	A	Montana St.	71 92	184	H	Northern Colo.	82 79				

Non-Div I Games: Westminster (UT) 79 46 Bethesda (CA) 86 60

Weber St.

Loss, Non-Conf, S Site, H Home A Away N Neutral

West Virginia

Through Games Of March 12, 2016

Average RPI Win:	150	WON-LOST	WINNING	LAST 10	STRENGTH OF	OPP. STRENGTH	TEAM	ADJ.	CONF.	ADJ CONF.
Average RPI Loss:	29	RECORD	PCT. RANK	GAMES	SCHEDULE	OF SCHEDULE	RPI	RPI	RPI	RPI
DIV. I ONLY	24- 9	57	7- 3	34	43	22	22	3	3	
DIV. I NON-CONF.	11- 2	28	0- 0	162	217	55	55	3	3	
TOTALS	RPI 1-25	RPI 26-50	W-L RECORDS	RPI 51-100	RPI 101-150	RPI 150+				
24- 9	0- 5	7- 2	OVERALL	1- 1	7- 1	9- 0				
13- 2	0- 2	3- 0	HOME	1- 0	3- 0	6- 0				
5- 5	0- 2	1- 2	AWAY	0- 0	3- 1	1- 0				
6- 2	0- 1	3- 0	NEUTRAL	0- 1	1- 0	2- 0				
11- 2	0- 0	2- 0	NON-CONFERENCE	1- 1	1- 1	7- 0				
6- 0	0- 0	0- 0	HOME	1- 0	0- 0	5- 0				
0- 1	0- 0	0- 0	AWAY	0- 0	0- 1	0- 0				
5- 1	0- 0	2- 0	NEUTRAL	0- 1	1- 0	2- 0				
13- 7	0- 5	5- 2	CONFERENCE	0- 0	6- 0	2- 0				
7- 2	0- 2	3- 0	HOME	0- 0	3- 0	1- 0				
5- 4	0- 2	1- 2	AWAY	0- 0	3- 0	1- 0				
1- 1	0- 1	1- 0	NEUTRAL	0- 0	0- 0	0- 0				

RPI 1-25				RPI 26-50				RPI 51-100				RPI 101+			
RPI	S	Opponent	Score	RPI	S	Opponent	Score	RPI	S	Opponent	Score	RPI	S	Opponent	Score
2	A	Baylor	64 69	30	N	James Madison	69 62	56	N	Southern California	67 78	109	A	TCU	97 84
2	H	Baylor	61 71	31	A	Oklahoma St.	51 63	92	H	Elon	67 57	109	H	TCU	83 72
7	A	Texas	50 73	31	H	Oklahoma St.	82 48					116	A	Gonzaga	57 62
7	H	Texas	54 65	32	A	Oklahoma	54 57					128	N	Marshall	66 60
7	N	Texas	51 67	32	H	Oklahoma	63 55					134	A	Iowa St.	82 57
				46	N	Indiana	75 64					134	H	Iowa St.	57 47
				48	A	Kansas St.	72 53					139	A	Texas Tech	69 42
				48	H	Kansas St.	64 44					139	H	Texas Tech	79 57
				48	N	Kansas St.	74 65					157	N	Yale	70 60
												222	A	Kansas	65 45
												222	H	Kansas	72 35
												231	H	Coppin St.	96 64
												232	N	Grand Canyon	68 50
												307	H	Morehead St.	94 56
												313	H	Fairleigh Dickinson	91 42
												314	H	Longwood	74 43
												324	H	Delaware St.	77 34
LAST 12 Division I GAMES:															
		7	N	Texas	51	67	32	H	Oklahoma	63	55				
		48	N	Kansas St.	74	65	31	A	Oklahoma St.	51	63				
		134	A	Iowa St.	82	57	134	H	Iowa St.	57	47				
		31	H	Oklahoma St.	82	48	48	H	Kansas St.	64	44				
		109	H	TCU	83	72	139	A	Texas Tech	69	42				
		7	A	Texas	50	73	2	H	Baylor	61	71				

Non-Div I Games:

West Virginia

■ Loss,
 ■ Non-Conf,
 ■ S Site,
 ■ H Home
 ■ A Away
 N Neutral

Average RPI Win:	305	WON-LOST	WINNING	LAST 10	STRENGTH OF	OPP. STRENGTH	TEAM	ADJ.	CONF.	ADJ CONF.
Average RPI Loss:	160	RECORD	PCT. RANK	GAMES	SCHEDULE	OF SCHEDULE	RPI	RPI	RPI	RPI
DIV. I ONLY	4- 22	325	3- 7	142	263	300	300	17	17	
DIV. I NON-CONF.	1- 10	330	0- 0	142	345	303	303	15	15	
TOTALS	RPI 1-25	RPI 26-50	W-L RECORDS	RPI 51-100	RPI 101-150	RPI 150+				
4- 22	0- 0	0- 5	OVERALL	0- 0	0- 5	4- 12				
2- 7	0- 0	0- 1	HOME	0- 0	0- 3	2- 3				
1- 14	0- 0	0- 3	AWAY	0- 0	0- 2	1- 9				
1- 1	0- 0	0- 1	NEUTRAL	0- 0	0- 0	1- 0				
1- 10	0- 0	0- 2	NON-CONFERENCE	0- 0	0- 1	1- 7				
0- 2	0- 0	0- 0	HOME	0- 0	0- 1	0- 1				
0- 8	0- 0	0- 2	AWAY	0- 0	0- 0	0- 6				
1- 0	0- 0	0- 0	NEUTRAL	0- 0	0- 0	1- 0				
3- 12	0- 0	0- 3	CONFERENCE	0- 0	0- 4	3- 5				
2- 5	0- 0	0- 1	HOME	0- 0	0- 2	2- 2				
1- 6	0- 0	0- 1	AWAY	0- 0	0- 2	1- 3				
0- 1	0- 0	0- 1	NEUTRAL	0- 0	0- 0	0- 0				

RPI S	Opponent	Score	RPI S	Opponent	Score	RPI S	Opponent	Score	RPI S	Opponent	Score	Team's RPI: 300
40	A Chattanooga	59 77	40	H Chattanooga	51 65	112	A Samford	52 57	112	H Samford	42 59	
40	N Chattanooga	56 74	40	N Chattanooga	56 74	114	A Mercer	42 63	114	H Mercer	88 92	
47	A Duke	47 84	47	A Duke	47 84	126	H UNC Asheville	45 67	126	H UNC Asheville	45 67	
49	A North Carolina St.	55 86	49	A North Carolina St.	55 86	164	A ETSU	62 74	164	H ETSU	43 45	
						177	A Eastern Ky.	62 91	177	A Eastern Ky.	62 91	
						189	A Davidson	51 64	189	A Davidson	51 64	
						215	A USC Upstate	59 68	215	A USC Upstate	59 68	
						218	A Furman	56 71	218	A Furman	56 71	
						218	H Furman	76 83	218	H Furman	76 83	
						250	H Bethune-Cookman	59 66	250	H Bethune-Cookman	59 66	
						253	A Campbell	66 73	253	A Campbell	66 73	
						288	A Charleston So.	59 80	288	A Charleston So.	59 80	
						289	A Kennesaw St.	53 65	289	A Kennesaw St.	53 65	
						290	N Florida A&M	69 53	290	N Florida A&M	69 53	
						306	A Wofford	71 72	306	A Wofford	71 72	
						306	H Wofford	74 72	306	H Wofford	74 72	
						312	A UNCG	84 80	312	A UNCG	84 80	
						312	H UNCG	84 72	312	H UNCG	84 72	
LAST 12 Division I GAMES:												
40	N Chattanooga	56 74	112	A Samford	52 57							
312	A UNCG	84 80	114	A Mercer	42 63							
218	A Furman	56 71	312	H UNCG	84 72							
306	A Wofford	71 72	306	H Wofford	74 72							
40	H Chattanooga	51 65	218	H Furman	76 83							
164	H ETSU	43 45	164	A ETSU	62 74							

Non-Div I Games: Anderson (SC) 72 55 Brevard 68 60 Warren Wilson 106 52

Western Caro.

Loss, Non-Conf, S Site, H Home A Away N Neutral

Average RPI Win:	282	WON-LOST	WINNING	LAST 10	STRENGTH OF	OPP. STRENGTH	TEAM	ADJ.	CONF.	ADJ CONF.
Average RPI Loss:	132	RECORD	PCT. RANK	GAMES	SCHEDULE	OF SCHEDULE	RPI	RPI	RPI	RPI
DIV. I ONLY	13- 15	192	4- 6	293	208	242	242	18	18	
DIV. I NON-CONF.	5- 6	180	0- 0	311	259	250	250	19	19	
TOTALS	RPI 1-25	RPI 26-50	W-L RECORDS	RPI 51-100	RPI 101-150	RPI 150+				
13- 15	0- 0	0- 3	OVERALL	0- 4	2- 4	11- 4				
7- 5	0- 0	0- 1	HOME	0- 1	2- 1	5- 2				
5- 8	0- 0	0- 2	AWAY	0- 3	0- 2	5- 1				
1- 2	0- 0	0- 0	NEUTRAL	0- 0	0- 1	1- 1				
5- 6	0- 0	0- 1	NON-CONFERENCE	0- 2	1- 0	4- 3				
2- 2	0- 0	0- 0	HOME	0- 0	1- 0	1- 2				
2- 3	0- 0	0- 1	AWAY	0- 2	0- 0	2- 0				
1- 1	0- 0	0- 0	NEUTRAL	0- 0	0- 0	1- 1				
8- 9	0- 0	0- 2	CONFERENCE	0- 2	1- 4	7- 1				
5- 3	0- 0	0- 1	HOME	0- 1	1- 1	4- 0				
3- 5	0- 0	0- 1	AWAY	0- 1	0- 2	3- 1				
0- 1	0- 0	0- 0	NEUTRAL	0- 0	0- 1	0- 0				

RPI 1-25				RPI 26-50				RPI 51-100				RPI 101+				Team's RPI: 242	
RPI	S	Opponent	Score	RPI	S	Opponent	Score	RPI	S	Opponent	Score	RPI	S	Opponent	Score		
				48	A	Kansas St.	45 84	58	A	Iowa	81 96	131	A	IUPUI	87 96		
				50	A	South Dakota St.	63 85	62	A	South Dakota	50 86	131	H	IUPUI	60 68		
				50	H	South Dakota St.	65 66	62	H	South Dakota	77 102	142	A	Oral Roberts	55 79		
								93	A	North Dakota	67 78	142	H	Oral Roberts	72 61		
												142	N	Oral Roberts	55 68		
												149	H	SIUE	78 74		
												233	H	Southeast Mo. St.	84 89		
												241	A	Omaha	66 79		
												241	H	Omaha	74 55		
												249	H	Ill.-Chicago	70 78		
												250	N	Bethune-Cookman	75 59		
												286	N	Towson	77 83		
												303	A	Denver	80 69		
												303	H	Denver	63 60		
												315	A	IPFW	78 74		
												315	H	IPFW	88 87		
												320	A	Illinois St.	79 64		
												323	A	North Dakota St.	94 82		
												323	H	North Dakota St.	100 89		
												340	A	Eastern Ill.	92 69		
												345	H	Chicago St.	88 50		
LAST 12 Division I GAMES:																	
				142	N	Oral Roberts	55 68	131	A	IUPUI	87 96						
				50	H	South Dakota St.	65 66	315	H	IPFW	88 87						
				323	H	North Dakota St.	100 89	241	H	Omaha	74 55						
				142	A	Oral Roberts	55 79	62	H	South Dakota	77 102						
				62	A	South Dakota	50 86	50	A	South Dakota St.	63 85						
				303	A	Denver	80 69	323	A	North Dakota St.	94 82						

Non-Div I Games: Ashford 86 58 Central Methodist 108 46

Western Ill.

Loss, Non-Conf, S Site, H Home A Away N Neutral

Average RPI Win: 174	WON-LOST	WINNING	LAST 10	STRENGTH OF	OPP. STRENGTH	TEAM	ADJ.	CONF.	ADJ CONF.
Average RPI Loss: 92	RECORD	PCT. RANK	GAMES	SCHEDULE	OF SCHEDULE	RPI	RPI	RPI	RPI
DIV. I ONLY	23- 6	28	7- 3	111	109	38	38	13	13
DIV. I NON-CONF.	8- 2	51	0- 0	211	91	57	57	11	11
TOTALS	RPI 1-25	RPI 26-50	W-L RECORDS	RPI 51-100	RPI 101-150	RPI 150+			
23- 6	1- 0	0- 1	OVERALL	3- 3	4- 1	15- 1			
12- 1	1- 0	0- 1	HOME	3- 0	2- 0	6- 0			
10- 4	0- 0	0- 0	AWAY	0- 3	2- 0	8- 1			
1- 1	0- 0	0- 0	NEUTRAL	0- 0	0- 1	1- 0			
8- 2	1- 0	0- 0	NON-CONFERENCE	1- 1	0- 0	6- 1			
4- 0	1- 0	0- 0	HOME	1- 0	0- 0	2- 0			
3- 2	0- 0	0- 0	AWAY	0- 1	0- 0	3- 1			
1- 0	0- 0	0- 0	NEUTRAL	0- 0	0- 0	1- 0			
15- 4	0- 0	0- 1	CONFERENCE	2- 2	4- 1	9- 0			
8- 1	0- 0	0- 1	HOME	2- 0	2- 0	4- 0			
7- 2	0- 0	0- 0	AWAY	0- 2	2- 0	5- 0			
0- 1	0- 0	0- 0	NEUTRAL	0- 0	0- 1	0- 0			

RPI 1-25				RPI 26-50				Team's RPI: 38				RPI 51-100				RPI 101+			
RPI	S	Opponent	Score	RPI	S	Opponent	Score	RPI	S	Opponent	Score	RPI	S	Opponent	Score	RPI	S	Opponent	Score
14	H	Louisville	71 69	37	H	UTEP	78 85	59	A	Middle Tenn.	75 83	128	A	Marshall	80 76				
								59	H	Middle Tenn.	62 51	128	H	Marshall	81 52				
								65	A	Ball St.	60 74	128	N	Marshall	63 66				
								77	H	Belmont	80 65	129	A	Old Dominion	85 74				
								89	A	Charlotte	72 81	129	H	Old Dominion	68 51				
								89	H	Charlotte	77 66	155	A	UAB	63 49				
												155	H	UAB	64 55				
												156	A	UT Arlington	73 64				
												170	N	George Mason	84 58				
												176	A	Ole Miss	53 59				
												177	H	Eastern Ky.	76 60				
												179	A	Fla. Atlantic	81 62				
												188	A	Southern Miss.	54 53				
												208	A	Louisiana Tech	69 58				
												225	H	Rice	52 49				
												226	A	Col. of Charleston	78 44				
												240	H	North Texas	65 53				
												268	H	UTSA	72 65				
												269	H	Austin Peay	88 69				
												304	A	FIU	71 69				
												334	A	Lipscomb	64 56				
LAST 12 Division I GAMES:																			
128	N	Marshall	63 66	129	A	Old Dominion	85 74												
208	A	Louisiana Tech	69 58	128	A	Marshall	80 76												
188	A	Southern Miss.	54 53	37	H	UTEP	78 85												
155	H	UAB	64 55	268	H	UTSA	72 65												
59	H	Middle Tenn.	62 51	59	A	Middle Tenn.	75 83												
89	A	Charlotte	72 81	155	A	UAB	63 49												

Non-Div I Games: Alas. Anchorage 62 58

Western Ky.

■ Loss,
 ■ Non-Conf,
 ■ S Site,
 ■ Home
 ■ Away
 N Neutral

Average RPI Win:	246	WON-LOST	WINNING	LAST 10	STRENGTH OF	OPP. STRENGTH	TEAM	ADJ.	CONF.	ADJ CONF.
Average RPI Loss:	84	RECORD	PCT. RANK	GAMES	SCHEDULE	OF SCHEDULE	RPI	RPI	RPI	RPI
DIV. I ONLY	15- 15	165	4- 6	145	139	150	150	11	11	
DIV. I NON-CONF.	6- 4	125	0- 0	155	185	109	109	13	13	
TOTALS	RPI 1-25	RPI 26-50	W-L RECORDS	RPI 51-100	RPI 101-150	RPI 150+				
15- 15	0- 2	0- 0	OVERALL	0- 9	2- 3	13- 1				
7- 5	0- 0	0- 0	HOME	0- 3	1- 1	6- 1				
7- 7	0- 1	0- 0	AWAY	0- 4	1- 2	6- 0				
1- 3	0- 1	0- 0	NEUTRAL	0- 2	0- 0	1- 0				
6- 4	0- 2	0- 0	NON-CONFERENCE	0- 1	0- 1	6- 0				
2- 0	0- 0	0- 0	HOME	0- 0	0- 0	2- 0				
3- 2	0- 1	0- 0	AWAY	0- 0	0- 1	3- 0				
1- 2	0- 1	0- 0	NEUTRAL	0- 1	0- 0	1- 0				
9- 11	0- 0	0- 0	CONFERENCE	0- 8	2- 2	7- 1				
5- 5	0- 0	0- 0	HOME	0- 3	1- 1	4- 1				
4- 5	0- 0	0- 0	AWAY	0- 4	1- 1	3- 0				
0- 1	0- 0	0- 0	NEUTRAL	0- 1	0- 0	0- 0				

RPI	S	Opponent	Score
17	A	Michigan St.	40 78
24	N	Mississippi St.	68 90

RPI	S	Opponent	Score

RPI	S	Opponent	Score
51	A	Ohio	63 73
63	N	FGCU	42 60
65	A	Ball St.	54 60
65	H	Ball St.	53 77
68	A	Central Mich.	51 53
68	H	Central Mich.	61 73
68	N	Central Mich.	62 66
86	A	Eastern Mich.	66 70
86	H	Eastern Mich.	52 63

RPI	S	Opponent	Score	Team's RPI: 150
101	A	Northwestern	62 86	
106	A	Buffalo	92 78	
117	A	Toledo	73 80	
117	H	Toledo	68 80	
124	H	Akron	69 65	
158	H	Detroit	70 66	
175	A	Loyola Chicago	68 45	
213	N	Gardner-Webb	71 44	
256	A	Bowling Green	65 49	
256	H	Bowling Green	74 45	
263	A	Northern Ill.	64 60	
263	H	Northern Ill.	70 80	
263	H	Northern Ill.	94 52	
283	H	Miami (OH)	80 66	
299	A	Bradley	72 59	
315	A	IPFW	70 48	
318	A	Kent St.	65 53	
318	H	Kent St.	73 52	
345	H	Chicago St.	65 56	

LAST 12 Division I GAMES:

68	N	Central Mich.	62 66	65	A	Ball St.	54 60
263	H	Northern Ill.	94 52	124	H	Akron	69 65
263	A	Northern Ill.	64 60	256	A	Bowling Green	65 49
86	H	Eastern Mich.	52 63	86	A	Eastern Mich.	66 70
68	H	Central Mich.	61 73	117	H	Toledo	68 80
263	H	Northern Ill.	70 80	318	A	Kent St.	65 53

Non-Div I Games: Ferris St. 73 41 Wis.-Parkside 56 49

Western Mich.

Average RPI Win:	247	WON-LOST	WINNING	LAST 10	STRENGTH OF	OPP. STRENGTH	TEAM	ADJ.	CONF.	ADJ CONF.
Average RPI Loss:	171	RECORD	PCT. RANK	GAMES	SCHEDULE	OF SCHEDULE	RPI	RPI	RPI	RPI
DIV. I ONLY	8- 22	289	3- 7	241	222	301	301	21	21	
DIV. I NON-CONF.	3- 8	258	0- 0	154	212	257	257	17	17	
TOTALS	RPI 1-25	RPI 26-50	W-L RECORDS	RPI 51-100	RPI 101-150	RPI 150+				
8- 22	0- 0	0- 3	OVERALL	0- 4	1- 4	7- 11				
6- 9	0- 0	0- 2	HOME	0- 2	1- 1	5- 4				
2- 11	0- 0	0- 1	AWAY	0- 2	0- 3	2- 5				
0- 2	0- 0	0- 0	NEUTRAL	0- 0	0- 0	0- 2				
3- 8	0- 0	0- 3	NON-CONFERENCE	0- 0	0- 1	3- 4				
2- 4	0- 0	0- 2	HOME	0- 0	0- 0	2- 2				
1- 3	0- 0	0- 1	AWAY	0- 0	0- 1	1- 1				
0- 1	0- 0	0- 0	NEUTRAL	0- 0	0- 0	0- 1				
5- 14	0- 0	0- 0	CONFERENCE	0- 4	1- 3	4- 7				
4- 5	0- 0	0- 0	HOME	0- 2	1- 1	3- 2				
1- 8	0- 0	0- 0	AWAY	0- 2	0- 2	1- 4				
0- 1	0- 0	0- 0	NEUTRAL	0- 0	0- 0	0- 1				

RPI 1-25				RPI 26-50				RPI 51-100				RPI 101+				Team's RPI: 301	
RPI	S	Opponent	Score	RPI	S	Opponent	Score	RPI	S	Opponent	Score	RPI	S	Opponent	Score		
				28	H	Tennessee	51 58	87	A	Missouri St.	45 74	110	A	Drake	59 81		
				43	A	Arkansas St.	40 67	87	H	Missouri St.	57 77	110	H	Drake	56 87		
				45	H	Missouri	37 57	91	A	UNI	48 69	115	A	Creighton	54 79		
								91	H	UNI	44 55	138	A	Southern Ill.	66 80		
												138	H	Southern Ill.	57 48		
												171	H	Eastern Wash.	62 67		
												175	A	Loyola Chicago	55 60		
												175	H	Loyola Chicago	65 62		
												195	H	N.C. A&T	55 53		
												198	N	Richmond	50 63		
												229	A	Indiana St.	33 59		
												229	H	Indiana St.	54 53		
												233	H	Southeast Mo. St.	62 66		
												278	H	Prairie View	64 36		
												279	A	Tennessee Tech	48 54		
												299	A	Bradley	44 50		
												299	H	Bradley	50 55		
												299	N	Bradley	51 56		
												304	A	FIU	76 62		
												320	A	Illinois St.	49 70		
												320	H	Illinois St.	49 53		
												329	A	Evansville	44 31		
												329	H	Evansville	58 50		
LAST 12 Division I GAMES:																	
				299	N	Bradley	51 56	175	H	Loyola Chicago	65 62						
				229	H	Indiana St.	54 53	299	H	Bradley	50 55						
				320	H	Illinois St.	49 53	91	A	UNI	48 69						
				87	A	Missouri St.	45 74	110	A	Drake	59 81						
				138	A	Southern Ill.	66 80	87	H	Missouri St.	57 77						
				329	A	Evansville	44 31	329	H	Evansville	58 50						

Non-Div I Games:

Wichita St.

■ Loss,
■ Non-Conf,
■ S Site,
■ H Home
■ A Away
N Neutral

William & Mary

Through Games Of March 12, 2016

Average RPI Win:	239	WON-LOST	WINNING	LAST 10	STRENGTH OF	OPP. STRENGTH	TEAM	ADJ.	CONF.	ADJ CONF.
Average RPI Loss:	135	RECORD	PCT. RANK	GAMES	SCHEDULE	OF SCHEDULE	RPI	RPI	RPI	RPI
DIV. I ONLY	15- 15	165	2- 8	295	148	219	219	12	12	
DIV. I NON-CONF.	9- 2	37	0- 0	333	280	129	129	10	10	
TOTALS	RPI 1-25	RPI 26-50	W-L RECORDS	RPI 51-100	RPI 101-150	RPI 150+				
15- 15	0- 0	1- 1	OVERALL	0- 7	1- 0	13- 7				
9- 5	0- 0	1- 0	HOME	0- 3	1- 0	7- 2				
6- 9	0- 0	0- 0	AWAY	0- 0	0- 0	6- 2				
0- 1	0- 0	0- 0	NEUTRAL	0- 0	0- 0	0- 1				
9- 2	0- 0	0- 0	NON-CONFERENCE	0- 1	1- 0	8- 1				
5- 0	0- 0	0- 0	HOME	0- 0	1- 0	4- 0				
4- 2	0- 0	0- 0	AWAY	0- 1	0- 0	4- 1				
0- 0	0- 0	0- 0	NEUTRAL	0- 0	0- 0	0- 0				
6- 13	0- 0	1- 1	CONFERENCE	0- 6	0- 0	5- 6				
4- 5	0- 0	1- 0	HOME	0- 3	0- 0	3- 2				
2- 7	0- 0	0- 1	AWAY	0- 3	0- 0	2- 3				
0- 1	0- 0	0- 0	NEUTRAL	0- 0	0- 0	0- 1				

RPI 1-25				RPI 26-50				RPI 51-100				RPI 101+				Team's RPI: 219	
RPI	S	Opponent	Score	RPI	S	Opponent	Score	RPI	S	Opponent	Score	RPI	S	Opponent	Score		
				30	A	James Madison	63 83	69	A	VCU	47 73	129	H	Old Dominion	75 64		
				30	H	James Madison	65 59	75	A	Hofstra	45 75	151	A	Northeastern	68 69		
								75	H	Hofstra	53 61	151	H	Northeastern	69 62		
								79	A	Drexel	53 69	152	A	Delaware	63 67		
								79	H	Drexel	50 67	152	H	Delaware	53 69		
								92	A	Elon	51 73	181	H	Grambling	74 55		
								92	H	Elon	64 74	198	A	Richmond	50 56		
												203	A	Loyola Maryland	62 61		
												226	A	Col. of Charleston	66 40		
												226	H	Col. of Charleston	51 55		
												252	A	Clemson	58 41		
												273	H	American	62 51		
												274	A	UNCW	44 59		
												274	H	UNCW	77 65		
												286	A	Towson	73 54		
												286	H	Towson	78 65		
												286	N	Towson	65 71		
												306	H	Wofford	75 55		
												316	A	Mt. St. Mary's	76 74		
												324	A	Delaware St.	65 59		
												347	H	Norfolk St.	67 47		
LAST 12 Division I GAMES:																	
				286	N	Towson	65 71	152	H	Delaware	53 69						
				92	H	Elon	64 74	75	H	Hofstra	53 61						
				79	A	Drexel	53 69	274	A	UNCW	44 59						
				286	H	Towson	78 65	92	A	Elon	51 73						
				226	A	Col. of Charleston	66 40	151	H	Northeastern	69 62						
				30	A	James Madison	63 83	226	H	Col. of Charleston	51 55						

Non-Div I Games:

William & Mary

Loss, Non-Conf, S Site, H Home A Away N Neutral

Average RPI Win:	275	WON-LOST	WINNING	LAST 10	STRENGTH OF	OPP. STRENGTH	TEAM	ADJ.	CONF.	ADJ CONF.
Average RPI Loss:	180	RECORD	PCT. RANK	GAMES	SCHEDULE	OF SCHEDULE	RPI	RPI	RPI	RPI
DIV. I ONLY	4- 26	335	1- 9	191	258	328	328	25	25	
DIV. I NON-CONF.	1- 8	320	0- 0	55	49	252	252	29	29	
TOTALS	RPI 1-25	RPI 26-50	W-L RECORDS	RPI 51-100	RPI 101-150	RPI 150+				
4- 26	0- 1	0- 2	OVERALL	0- 2	0- 5	4- 16				
4- 7	0- 0	0- 0	HOME	0- 0	0- 2	4- 5				
0- 17	0- 1	0- 2	AWAY	0- 1	0- 3	0- 10				
0- 2	0- 0	0- 0	NEUTRAL	0- 1	0- 0	0- 1				
1- 8	0- 1	0- 2	NON-CONFERENCE	0- 2	0- 1	1- 2				
1- 0	0- 0	0- 0	HOME	0- 0	0- 0	1- 0				
0- 7	0- 1	0- 2	AWAY	0- 1	0- 1	0- 2				
0- 1	0- 0	0- 0	NEUTRAL	0- 1	0- 0	0- 0				
3- 18	0- 0	0- 0	CONFERENCE	0- 0	0- 4	3- 14				
3- 7	0- 0	0- 0	HOME	0- 0	0- 2	3- 5				
0- 10	0- 0	0- 0	AWAY	0- 0	0- 2	0- 8				
0- 1	0- 0	0- 0	NEUTRAL	0- 0	0- 0	0- 1				

RPI 1-25				RPI 26-50				RPI 51-100				RPI 101+ Team's RPI: 328			
RPI	S	Opponent	Score	RPI	S	Opponent	Score	RPI	S	Opponent	Score	RPI	S	Opponent	Score
4	A	South Carolina	37 86	32	A	Oklahoma	48 78	51	N	Ohio	54 75	122	A	Liberty	61 77
				47	A	Duke	50 78	57	A	Auburn	33 76	122	H	Liberty	42 59
												124	A	Akron	59 76
												126	A	UNC Asheville	55 63
												126	H	UNC Asheville	59 67
												174	A	Radford	44 66
												174	H	Radford	38 67
												185	A	Presbyterian	44 77
												185	H	Presbyterian	48 59
												213	A	Gardner-Webb	52 70
												213	H	Gardner-Webb	81 62
												218	A	Furman	52 71
												226	A	Col. of Charleston	63 77
												251	A	High Point	60 80
												251	H	High Point	67 74
												251	N	High Point	55 73
												253	A	Campbell	56 69
												253	H	Campbell	50 49
												287	A	Coastal Caro.	59 76
												287	H	Coastal Caro.	52 43
												288	A	Charleston So.	51 54
												288	H	Charleston So.	50 58
												314	A	Longwood	60 67
												314	H	Longwood	60 63
												348	H	N.C. Central	62 39
LAST 12 Division I GAMES:															
251	N	High Point	55 73	253	A	Campbell	56 69	287	H	Coastal Caro.	52 43	213	A	Gardner-Webb	52 70
287	A	Coastal Caro.	59 76	287	H	Coastal Caro.	52 43	126	H	UNC Asheville	59 67	288	H	Charleston So.	50 58
122	H	Liberty	42 59	213	A	Gardner-Webb	52 70	288	H	Charleston So.	50 58	314	A	Longwood	60 67
185	A	Presbyterian	44 77	126	H	UNC Asheville	59 67	314	H	Longwood	60 63				
174	H	Radford	38 67	288	H	Charleston So.	50 58								
251	A	High Point	60 80	314	A	Longwood	60 67								

Non-Div I Games:

Winthrop

■ Loss,
 ■ Non-Conf,
 ■ S Site,
 ■ Home
 ■ A Away
 N Neutral

Average RPI Win:	145	WON-LOST	WINNING	LAST 10	STRENGTH OF	OPP. STRENGTH	TEAM	ADJ.	CONF.	ADJ CONF.
Average RPI Loss:	76	RECORD	PCT. RANK	GAMES	SCHEDULE	OF SCHEDULE	RPI	RPI	RPI	RPI
DIV. I ONLY	7- 22	298	1- 9	35	25	200	200	5	5	
DIV. I NON-CONF.	4- 6	201	0- 0	96	78	170	170	4	4	
TOTALS	RPI 1-25	RPI 26-50	W-L RECORDS	RPI 51-100	RPI 101-150	RPI 150+				
7- 22	0- 6	1- 2	OVERALL	1- 8	2- 3	3- 3				
5- 9	0- 3	1- 1	HOME	1- 2	1- 2	2- 1				
1- 12	0- 3	0- 1	AWAY	0- 6	1- 0	0- 2				
1- 1	0- 0	0- 0	NEUTRAL	0- 0	0- 1	1- 0				
4- 6	0- 1	0- 1	NON-CONFERENCE	0- 2	1- 1	3- 1				
2- 3	0- 1	0- 1	HOME	0- 0	0- 1	2- 0				
1- 3	0- 0	0- 0	AWAY	0- 2	1- 0	0- 1				
1- 0	0- 0	0- 0	NEUTRAL	0- 0	0- 0	1- 0				
3- 16	0- 5	1- 1	CONFERENCE	1- 6	1- 2	0- 2				
3- 6	0- 2	1- 0	HOME	1- 2	1- 1	0- 1				
0- 9	0- 3	0- 1	AWAY	0- 4	0- 0	0- 1				
0- 1	0- 0	0- 0	NEUTRAL	0- 0	0- 1	0- 0				

RPI	S	Opponent	Score	RPI	S	Opponent	Score	RPI	S	Opponent	Score	RPI	S	Opponent	Score	Team's RPI: 200
6	A	Ohio St.	61 87	27	H	Florida	75 91	52	A	Rutgers	41 61	101	H	Northwestern	53 71	
8	A	Maryland	77 83	46	A	Indiana	57 67	58	H	Iowa	54 57	101	N	Northwestern	72 76	
8	H	Maryland	65 90	46	H	Indiana	73 69	67	A	Purdue	48 68	110	H	Drake	70 89	
17	A	Michigan St.	67 77					67	H	Purdue	64 57	137	H	Penn St.	82 62	
17	H	Michigan St.	54 77					78	A	Michigan	65 82	143	A	Wake Forest	64 51	
21	H	Green Bay	58 72					80	H	Minnesota	77 84	152	N	Delaware	54 52	
								82	A	Dayton	64 87	182	A	Illinois	65 71	
								95	A	Nebraska	62 75	182	H	Illinois	56 76	
								99	A	Marquette	61 77	208	H	Louisiana Tech	79 65	
												238	A	San Diego St.	57 63	
												263	H	Northern Ill.	89 62	
LAST 12 Division I GAMES:																
101	N	Northwestern	72 76	78	A	Michigan	65 82									
67	A	Purdue	48 68	67	H	Purdue	64 57									
8	A	Maryland	77 83	6	A	Ohio St.	61 87									
101	H	Northwestern	53 71	17	H	Michigan St.	54 77									
182	H	Illinois	56 76	95	A	Nebraska	62 75									
46	A	Indiana	57 67	80	H	Minnesota	77 84									

Non-Div I Games:

Wisconsin

■ Loss,
 ■ Non-Conf,
 ■ S Site,
 ■ H Home
 ■ A Away
 N Neutral

Average RPI Win:	290	WON-LOST	WINNING	LAST 10	STRENGTH OF	OPP. STRENGTH	TEAM	ADJ.	CONF.	ADJ CONF.
Average RPI Loss:	167	RECORD	PCT. RANK	GAMES	SCHEDULE	OF SCHEDULE	RPI	RPI	RPI	RPI
DIV. I ONLY	7- 20	294	2- 8	238	288	306	306	17	17	
DIV. I NON-CONF.	4- 8	234	0- 0	247	349	284	284	15	15	
TOTALS	RPI 1-25	RPI 26-50	W-L RECORDS	RPI 51-100	RPI 101-150	RPI 150+				
7- 20	0- 0	0- 2	OVERALL	0- 1	0- 7	7- 10				
6- 6	0- 0	0- 1	HOME	0- 0	0- 3	6- 2				
1- 13	0- 0	0- 1	AWAY	0- 1	0- 3	1- 8				
0- 1	0- 0	0- 0	NEUTRAL	0- 0	0- 1	0- 0				
4- 8	0- 0	0- 0	NON-CONFERENCE	0- 1	0- 2	4- 5				
4- 1	0- 0	0- 0	HOME	0- 0	0- 1	4- 0				
0- 7	0- 0	0- 0	AWAY	0- 1	0- 1	0- 5				
0- 0	0- 0	0- 0	NEUTRAL	0- 0	0- 0	0- 0				
3- 12	0- 0	0- 2	CONFERENCE	0- 0	0- 5	3- 5				
2- 5	0- 0	0- 1	HOME	0- 0	0- 2	2- 2				
1- 6	0- 0	0- 1	AWAY	0- 0	0- 2	1- 3				
0- 1	0- 0	0- 0	NEUTRAL	0- 0	0- 1	0- 0				

RPI 1-25				RPI 26-50				RPI 51-100				RPI 101+				Team's RPI: 306
RPI	S	Opponent	Score	RPI	S	Opponent	Score	RPI	S	Opponent	Score	RPI	S	Opponent	Score	
				40	A	Chattanooga	48 65	80	A	Minnesota	54 98	112	A	Samford	48 50	
				40	H	Chattanooga	40 53					112	H	Samford	39 58	
												112	N	Samford	43 63	
												114	A	Mercer	32 80	
												114	H	Mercer	61 70	
												123	A	Virginia Tech	42 73	
												126	H	UNC Asheville	63 70	
												164	A	ETSU	69 70	
												164	H	ETSU	54 70	
												174	H	Radford	79 70	
												213	A	Gardner-Webb	61 64	
												218	A	Furman	64 70	
												218	H	Furman	61 70	
												219	A	William & Mary	55 75	
												287	A	Coastal Caro.	69 83	
												288	A	Charleston So.	64 74	
												289	H	Kennesaw St.	70 59	
												293	A	South Carolina St.	47 60	
												298	H	Jacksonville St.	66 54	
												300	A	Western Caro.	72 74	
												300	H	Western Caro.	72 71	
												312	A	UNCG	58 56	
												312	H	UNCG	104 64	
												348	H	N.C. Central	60 37	
LAST 12 Division I GAMES:																
				112	N	Samford	43 63	40	A	Chattanooga	48 65					
				112	A	Samford	48 50	164	A	ETSU	69 70					
				114	A	Mercer	32 80	112	H	Samford	39 58					
				312	H	UNCG	104 64	114	H	Mercer	61 70					
				300	H	Western Caro.	72 71	300	A	Western Caro.	72 74					
				218	A	Furman	64 70	312	A	UNCG	58 56					

Non-Div I Games: Montreat 83 48 Bluefield Col. 69 58

Wofford

■ Loss,
 ■ Non-Conf,
 ■ S Site,
 ■ Home
 ■ A Away
 N Neutral

Average RPI Win:	218	WON-LOST	WINNING	LAST 10	STRENGTH OF	OPP. STRENGTH	TEAM	ADJ.	CONF.	ADJ CONF.
Average RPI Loss:	87	RECORD	PCT. RANK	GAMES	SCHEDULE	OF SCHEDULE	RPI	RPI	RPI	RPI
DIV. I ONLY	22- 10	72	6- 4	171	136	100	100	14	14	
DIV. I NON-CONF.	8- 3	77	0- 0	279	80	134	134	16	16	
TOTALS	RPI 1-25	RPI 26-50	W-L RECORDS	RPI 51-100	RPI 101-150	RPI 150+				
22- 10	1- 3	0- 1	OVERALL	0- 1	4- 4	17- 1				
10- 4	0- 1	0- 1	HOME	0- 0	2- 1	8- 1				
8- 4	0- 2	0- 0	AWAY	0- 0	1- 2	7- 0				
4- 2	1- 0	0- 0	NEUTRAL	0- 1	1- 1	2- 0				
8- 3	1- 1	0- 1	NON-CONFERENCE	0- 1	0- 0	7- 0				
4- 1	0- 0	0- 1	HOME	0- 0	0- 0	4- 0				
2- 1	0- 1	0- 0	AWAY	0- 0	0- 0	2- 0				
2- 1	1- 0	0- 0	NEUTRAL	0- 1	0- 0	1- 0				
14- 7	0- 2	0- 0	CONFERENCE	0- 0	4- 4	10- 1				
6- 3	0- 1	0- 0	HOME	0- 0	2- 1	4- 1				
6- 3	0- 1	0- 0	AWAY	0- 0	1- 2	5- 0				
2- 1	0- 0	0- 0	NEUTRAL	0- 0	1- 1	1- 0				

RPI 1-25				RPI 26-50				RPI 51-100 Team's RPI: 100				RPI 101+			
RPI	S	Opponent	Score	RPI	S	Opponent	Score	RPI	S	Opponent	Score	RPI	S	Opponent	Score
21	A	Green Bay	55 70	35	H	Georgia	57 63	58	N	Iowa	77 83	130	A	Youngstown St.	69 72
21	H	Green Bay	58 63									130	H	Youngstown St.	77 66
23	N	George Washington	77 71									130	N	Youngstown St.	81 54
25	A	Miami (FL)	67 80									140	A	Milwaukee	57 68
												140	H	Milwaukee	60 82
												140	N	Milwaukee	60 68
												146	A	Northern Ky.	76 65
												146	H	Northern Ky.	66 61
												158	A	Detroit	89 71
												158	H	Detroit	93 95
												177	A	Eastern Ky.	71 69
												183	H	Butler	66 53
												209	A	Oakland	77 72
												209	H	Oakland	79 63
												239	A	Valparaiso	65 54
												239	H	Valparaiso	80 63
												249	A	Ill.-Chicago	80 72
												249	H	Ill.-Chicago	73 62
												249	N	Ill.-Chicago	71 55
												264	A	Cleveland St.	93 65
												264	H	Cleveland St.	81 64
												269	H	Austin Peay	77 56
												285	N	Houston	75 61
												317	H	Southeastern La.	106 72
												318	A	Kent St.	73 68
												334	H	Lipscomb	92 65
LAST 12 Division I GAMES:															
140	N	Milwaukee	60 68	21	A	Green Bay	55 70								
130	N	Youngstown St.	81 54	158	H	Detroit	93 95								
249	N	Ill.-Chicago	71 55	209	H	Oakland	79 63								
130	H	Youngstown St.	77 66	146	A	Northern Ky.	76 65								
264	H	Cleveland St.	81 64	249	A	Ill.-Chicago	80 72								
140	A	Milwaukee	57 68	239	A	Valparaiso	65 54								

Non-Div I Games: Mt. St. Joseph 117 26 Cincinnati Christia107 44

Wright St.

Loss, Non-Conf, S Site, H Home A Away N Neutral

Wyoming

Through Games Of March 12, 2016

Average RPI Win:	249	WON-LOST	WINNING	LAST 10	STRENGTH OF	OPP. STRENGTH	TEAM	ADJ.	CONF.	ADJ CONF.
Average RPI Loss:	164	RECORD	PCT. RANK	GAMES	SCHEDULE	OF SCHEDULE	RPI	RPI	RPI	RPI
DIV. I ONLY	12- 16	216	3- 7	273	220	258	258	20	20	
DIV. I NON-CONF.	6- 3	99	0- 0	220	285	132	132	20	20	
TOTALS	RPI 1-25	RPI 26-50	W-L RECORDS	RPI 51-100	RPI 101-150	RPI 150+				
12- 16	0- 0	0- 2	OVERALL	0- 1	0- 4	12- 9				
9- 5	0- 0	0- 1	HOME	0- 1	0- 1	9- 2				
3- 10	0- 0	0- 1	AWAY	0- 0	0- 3	3- 6				
0- 1	0- 0	0- 0	NEUTRAL	0- 0	0- 0	0- 1				
6- 3	0- 0	0- 0	NON-CONFERENCE	0- 1	0- 2	6- 0				
4- 1	0- 0	0- 0	HOME	0- 1	0- 0	4- 0				
2- 2	0- 0	0- 0	AWAY	0- 0	0- 2	2- 0				
0- 0	0- 0	0- 0	NEUTRAL	0- 0	0- 0	0- 0				
6- 13	0- 0	0- 2	CONFERENCE	0- 0	0- 2	6- 9				
5- 4	0- 0	0- 1	HOME	0- 0	0- 1	5- 2				
1- 8	0- 0	0- 1	AWAY	0- 0	0- 1	1- 6				
0- 1	0- 0	0- 0	NEUTRAL	0- 0	0- 0	0- 1				

RPI S	Opponent	Score	RPI S	Opponent	Score	RPI S	Opponent	Score	RPI S	Opponent	Score	Team's RPI: 258
41	A Colorado St.	42 63	41	H Colorado St.	57 62	53	H St. Mary's (CA)	64 70	107	A Fresno St.	52 64	
									107	H Fresno St.	42 49	
									116	A Gonzaga	57 61	
									121	A Idaho	57 61	
									154	A Boise St.	49 58	
									154	H Boise St.	82 58	
									162	H Montana St.	75 69	
									165	H New Mexico	66 48	
									173	H Montana	68 61	
									201	A San Jose St.	51 65	
									201	H San Jose St.	66 67	
									202	H Colorado	77 68	
									211	A UNLV	37 66	
									211	H UNLV	80 57	
									234	A Utah St.	75 84	
									238	A San Diego St.	40 53	
									238	H San Diego St.	77 84	
									238	N San Diego St.	44 62	
									267	H UC Santa Barbara	76 67	
									303	A Denver	75 64	
									325	A Nevada	65 68	
									325	H Nevada	68 53	
									339	A Cal St. Fullerton	61 56	
									341	A Air Force	67 45	
									341	H Air Force	84 56	
LAST 12 Division I GAMES:												
238	N San Diego St.	44 62	154	H Boise St.	82 58							
201	A San Jose St.	51 65	234	A Utah St.	75 84							
211	H UNLV	80 57	341	H Air Force	84 56							
238	A San Diego St.	40 53	41	A Colorado St.	42 63							
41	H Colorado St.	57 62	107	H Fresno St.	42 49							
107	A Fresno St.	52 64	154	A Boise St.	49 58							

Non-Div I Games: Chadron St. 81 53

Wyoming

■ Loss,
 ■ Non-Conf,
 ■ S Site,
 ■ Home
 ■ A Away
 N Neutral

Average RPI Win: 219	WON-LOST	WINNING	LAST 10	STRENGTH OF	OPP. STRENGTH	TEAM	ADJ.	CONF.	ADJ CONF.
Average RPI Loss: 70	RECORD	PCT. RANK	GAMES	SCHEDULE	OF SCHEDULE	RPI	RPI	RPI	RPI
DIV. I ONLY	17- 13	137	3- 7	225	81	168	168	6	6
DIV. I NON-CONF.	9- 2	37	0- 0	329	273	179	179	6	6
TOTALS	RPI 1-25	RPI 26-50	W-L RECORDS	RPI 51-100	RPI 101-150	RPI 150+			
17- 13	0- 0	0- 6	OVERALL	2- 4	2- 2	13- 1			
15- 4	0- 0	0- 3	HOME	2- 1	2- 0	11- 0			
2- 8	0- 0	0- 0	AWAY	0- 0	0- 0	2- 0			
0- 1	0- 0	0- 0	NEUTRAL	0- 0	0- 0	0- 1			
9- 2	0- 0	0- 0	NON-CONFERENCE	0- 2	0- 0	9- 0			
9- 1	0- 0	0- 0	HOME	0- 1	0- 0	9- 0			
0- 1	0- 0	0- 0	AWAY	0- 1	0- 0	0- 0			
0- 0	0- 0	0- 0	NEUTRAL	0- 0	0- 0	0- 0			
8- 11	0- 0	0- 6	CONFERENCE	2- 2	2- 2	4- 1			
6- 3	0- 0	0- 3	HOME	2- 0	2- 0	2- 0			
2- 7	0- 0	0- 3	AWAY	0- 2	0- 2	2- 0			
0- 1	0- 0	0- 0	NEUTRAL	0- 0	0- 0	0- 1			

RPI S	Opponent	Score	RPI S	Opponent	Score	RPI S	Opponent	Score	RPI S	Opponent	Score	Team's RPI: 168
29	A DePaul	52 82	55	A Villanova	55 58	102	A Georgetown	51 63				
29	H DePaul	53 70	55	H Villanova	74 67	102	H Georgetown	59 54				
39	A Seton Hall	66 82	59	H Middle Tenn.	53 62	115	A Creighton	47 74				
39	H Seton Hall	67 72	78	A Michigan	54 92	115	H Creighton	57 55				
42	A St. John's (NY)	41 57	99	A Marquette	69 74	174	H Radford	63 56				
42	H St. John's (NY)	56 69	99	H Marquette	71 66	183	A Butler	73 63				
						183	H Butler	55 47				
						183	N Butler	47 48				
						223	H Binghamton	64 55				
						243	H Cincinnati	65 56				
						265	A Providence	62 54				
						265	H Providence	72 47				
						279	H Tennessee Tech	64 47				
						280	H UMES	61 56				
						289	H Kennesaw St.	62 59				
						317	H Southeastern La.	67 27				
						327	H Howard	70 47				
						329	H Evansville	65 57				
LAST 12 Division I GAMES:												
183	N Butler	47 48	29	A DePaul	52 82							
102	A Georgetown	51 63	115	H Creighton	57 55							
55	A Villanova	55 58	265	H Providence	72 47							
39	H Seton Hall	67 72	183	H Butler	55 47							
42	H St. John's (NY)	56 69	42	A St. John's (NY)	41 57							
99	A Marquette	69 74	39	A Seton Hall	66 82							

Non-Div I Games:

Xavier

■ Loss,
■ Non-Conf,
■ S Site,
■ H Home
■ A Away
N Neutral

Y
a
l
e

Y
a
l
e

Yale

Page 384

Average RPI Win:	204	WON-LOST	WINNING	LAST 10	STRENGTH OF	OPP. STRENGTH	TEAM	ADJ.	CONF.	ADJ CONF.
Average RPI Loss:	143	RECORD	PCT. RANK	GAMES	SCHEDULE	OF SCHEDULE	RPI	RPI	RPI	RPI
DIV. I ONLY	17- 12	123	4- 6	137	185	130	130	14	14	
DIV. I NON-CONF.	7- 2	57	0- 0	237	286	94	94	16	16	
TOTALS	RPI 1-25	RPI 26-50	W-L RECORDS	RPI 51-100	RPI 101-150	RPI 150+				
17- 12	0- 2	0- 0	OVERALL	2- 2	2- 4	13- 4				
10- 4	0- 1	0- 0	HOME	1- 0	1- 1	8- 2				
6- 7	0- 1	0- 0	AWAY	1- 1	1- 3	4- 2				
1- 1	0- 0	0- 0	NEUTRAL	0- 1	0- 0	1- 0				
7- 2	0- 0	0- 0	NON-CONFERENCE	1- 0	0- 2	6- 0				
5- 0	0- 0	0- 0	HOME	0- 0	0- 0	5- 0				
2- 2	0- 0	0- 0	AWAY	1- 0	0- 2	1- 0				
0- 0	0- 0	0- 0	NEUTRAL	0- 0	0- 0	0- 0				
10- 10	0- 2	0- 0	CONFERENCE	1- 2	2- 2	7- 4				
5- 4	0- 1	0- 0	HOME	1- 0	1- 1	3- 2				
4- 5	0- 1	0- 0	AWAY	0- 1	1- 1	3- 2				
1- 1	0- 0	0- 0	NEUTRAL	0- 1	0- 0	1- 0				

RPI S	Opponent	Score	RPI S	Opponent	Score	RPI S	Opponent	Score	RPI S	Opponent	Score	Team's RPI: 130
21	A Green Bay	35 69				98	A Bucknell	55 47	124	A Akron	49 74	
21	H Green Bay	60 68				100	A Wright St.	66 77	137	A Penn St.	51 68	
						100	H Wright St.	72 69	140	A Milwaukee	70 62	
						100	N Wright St.	54 81	140	H Milwaukee	69 67	
									146	A Northern Ky.	59 70	
									146	H Northern Ky.	77 88	
									158	A Detroit	72 70	
									158	H Detroit	68 69	
									174	H Radford	54 53	
									196	H Robert Morris	55 46	
									209	A Oakland	96 77	
									209	H Oakland	67 63	
									209	N Oakland	65 63	
									227	H Canisius	53 51	
									239	A Valparaiso	60 65	
									239	H Valparaiso	87 66	
									249	A Ill.-Chicago	69 64	
									249	H Ill.-Chicago	62 41	
									255	H Tennessee St.	69 58	
									264	A Cleveland St.	68 75	
									264	H Cleveland St.	43 53	
									291	A Niagara	71 54	
									318	H Kent St.	91 61	
LAST 12 Division I GAMES:												
100	N Wright St.	54 81	264	H Cleveland St.	43 53							
209	N Oakland	65 63	140	A Milwaukee	70 62							
100	A Wright St.	66 77	21	A Green Bay	35 69							
146	A Northern Ky.	59 70	158	H Detroit	68 69							
249	H Ill.-Chicago	62 41	209	H Oakland	67 63							
239	H Valparaiso	87 66	146	H Northern Ky.	77 88							

Non-Div I Games: Lake Erie 89 61 Salem Int'l 80 40

Youngstown St.

Loss, Non-Conf, S Site, H Home A Away N Neutral