

Average RPI Win:	219	WON-LOST	WINNING	LAST 10	STRENGTH OF	OPP. STRENGTH	TEAM	ADJ.	CONF.	ADJ CONF.
Average RPI Loss:	149	RECORD	PCT. RANK	GAMES	SCHEDULE	OF SCHEDULE	RPI	RPI	RPI	RPI
DIV. I ONLY	15- 3	19	9- 1	217	243	63	63	27	27	
DIV. I NON-CONF.	5- 2	86	0- 0	90	128	30	30	26	26	
TOTALS	RPI 1-25	RPI 26-50	W-L RECORDS	RPI 51-100	RPI 101-150	RPI 150+				
15- 3	0- 0	0- 1	OVERALL	0- 0	3- 1	12- 1				
5- 0	0- 0	0- 0	HOME	0- 0	0- 0	5- 0				
8- 3	0- 0	0- 1	AWAY	0- 0	2- 1	6- 1				
2- 0	0- 0	0- 0	NEUTRAL	0- 0	1- 0	1- 0				
5- 2	0- 0	0- 1	NON-CONFERENCE	0- 0	2- 1	3- 0				
1- 0	0- 0	0- 0	HOME	0- 0	0- 0	1- 0				
2- 2	0- 0	0- 1	AWAY	0- 0	1- 1	1- 0				
2- 0	0- 0	0- 0	NEUTRAL	0- 0	1- 0	1- 0				
10- 1	0- 0	0- 0	CONFERENCE	0- 0	1- 0	9- 1				
4- 0	0- 0	0- 0	HOME	0- 0	0- 0	4- 0				
6- 1	0- 0	0- 0	AWAY	0- 0	1- 0	5- 1				
0- 0	0- 0	0- 0	NEUTRAL	0- 0	0- 0	0- 0				

RPI 1-25				RPI 26-50				RPI 51-100				Team's RPI: 63		RPI 101+			
RPI	S	Opponent	Score	RPI	S	Opponent	Score	RPI	S	Opponent	Score			RPI	S	Opponent	Score
				44	A	Kansas St.	45 76							111	N	Eastern Mich.	83 59
														114	A	Central Ark.	61 49
														131	A	Texas Tech	65 71
														137	A	Idaho	71 59
														172	H	McNeese St.	79 62
														173	H	Northwestern St.	67 46
														184	A	Eastern Wash.	72 60
														229	H	UTSA	79 60
														232	A	Stephen F. Austin	85 70
														233	N	Grand Canyon	75 71
														240	H	Houston Baptist	77 60
														257	A	Sam Houston St.	87 76
														273	A	Lamar	54 63
														273	H	Lamar	90 62
														304	A	Southeastern La.	88 72
														309	A	Nicholls St.	71 68
														324	A	Incarnate Word	86 71
LAST 12 Division I GAMES:																	
				304	A	Southeastern La.	88 72					232	A	Stephen F. Austin	85 70		
				273	A	Lamar	54 63					172	H	McNeese St.	79 62		
				273	H	Lamar	90 62					309	A	Nicholls St.	71 68		
				240	H	Houston Baptist	77 60					173	H	Northwestern St.	67 46		
				324	A	Incarnate Word	86 71					114	A	Central Ark.	61 49		
				257	A	Sam Houston St.	87 76					137	A	Idaho	71 59		

Non-Div I Games: Southwest (NM) 91 39 Schreiner 79 51 Wayland Baptist 96 71 Missouri Valley 96 35

Abilene Christian

Loss, Non-Conf, S Site, H Home A Away N Neutral

Average RPI Win:	0	WON-LOST	WINNING	LAST 10	STRENGTH OF	OPP. STRENGTH	TEAM	ADJ.	CONF.	ADJ CONF.
Average RPI Loss:	189	RECORD	PCT. RANK	GAMES	SCHEDULE	OF SCHEDULE	RPI	RPI	RPI	RPI
DIV. I ONLY	0- 22	349	0- 10	215	236	343	343	19	19	
DIV. I NON-CONF.	0- 11	338	0- 1	231	252	343	343	20	20	
TOTALS	RPI 1-25	RPI 26-50	W-L RECORDS	RPI 51-100	RPI 101-150	RPI 150+				
0- 22	0- 0	0- 0	OVERALL	0- 4	0- 3	0- 15				
0- 8	0- 0	0- 0	HOME	0- 0	0- 1	0- 7				
0- 14	0- 0	0- 0	AWAY	0- 4	0- 2	0- 8				
0- 0	0- 0	0- 0	NEUTRAL	0- 0	0- 0	0- 0				
0- 11	0- 0	0- 0	NON-CONFERENCE	0- 3	0- 1	0- 7				
0- 3	0- 0	0- 0	HOME	0- 0	0- 1	0- 2				
0- 8	0- 0	0- 0	AWAY	0- 3	0- 0	0- 5				
0- 0	0- 0	0- 0	NEUTRAL	0- 0	0- 0	0- 0				
0- 11	0- 0	0- 0	CONFERENCE	0- 1	0- 2	0- 8				
0- 5	0- 0	0- 0	HOME	0- 0	0- 0	0- 5				
0- 6	0- 0	0- 0	AWAY	0- 1	0- 2	0- 3				
0- 0	0- 0	0- 0	NEUTRAL	0- 0	0- 0	0- 0				

RPI S	Opponent	Score	RPI S	Opponent	Score	RPI S	Opponent	Score	RPI S	Opponent	Score	Team's RPI: 343
						58	A Vanderbilt	29 86	111	H Eastern Mich.	59 72	
						62	A Colorado St.	47 71	122	A Fresno St.	46 70	
						66	A Santa Clara	34 68	129	A Boise St.	48 61	
						89	A Gonzaga	35 88	175	A George Mason	52 69	
									180	H UNLV	56 60	
									184	A Eastern Wash.	44 65	
									187	H New Mexico	33 63	
									196	A UC Davis	40 66	
									210	A San Jose St.	60 81	
									210	H San Jose St.	49 72	
									221	H Utah St.	53 66	
									233	H Grand Canyon	39 73	
									252	A Wyoming	56 84	
									252	H Wyoming	45 67	
									262	A Navy	46 64	
									305	H Denver	48 57	
									313	A Nevada	57 68	
									330	A Southern Utah	56 75	
LAST 12 Division I GAMES:												
129	A	Boise St.	48	61	180	H	UNLV	56	60			
252	A	Wyoming	56	84	221	H	Utah St.	53	66			
210	H	San Jose St.	49	72	313	A	Nevada	57	68			
187	H	New Mexico	33	63	252	H	Wyoming	45	67			
122	A	Fresno St.	46	70	210	A	San Jose St.	60	81			
62	A	Colorado St.	47	71	262	A	Navy	46	64			

Non-Div I Games:

Air Force

■ Loss,
 ■ Non-Conf,
 ■ S Site,
 ■ H Home
 ■ A Away
 N Neutral

Average RPI Win: 181	WON-LOST	WINNING	LAST 10	STRENGTH OF	OPP. STRENGTH	TEAM	ADJ.	CONF.	ADJ CONF.
Average RPI Loss: 110	RECORD	PCT. RANK	GAMES	SCHEDULE	OF SCHEDULE	RPI	RPI	RPI	RPI
DIV. I ONLY	11- 10	158	6- 4	77	127	107	107	11	11
DIV. I NON-CONF.	5- 5	160	1- 0	171	115	159	159	13	13
TOTALS	RPI 1-25	RPI 26-50	W-L RECORDS	RPI 51-100	RPI 101-150	RPI 150+			
11- 10	0- 0	0- 1	OVERALL	0- 5	6- 1	5- 3			
6- 3	0- 0	0- 0	HOME	0- 2	3- 0	3- 1			
5- 5	0- 0	0- 1	AWAY	0- 3	3- 0	2- 1			
0- 2	0- 0	0- 0	NEUTRAL	0- 0	0- 1	0- 1			
5- 5	0- 0	0- 0	NON-CONFERENCE	0- 2	2- 1	3- 2			
3- 1	0- 0	0- 0	HOME	0- 1	1- 0	2- 0			
2- 2	0- 0	0- 0	AWAY	0- 1	1- 0	1- 1			
0- 2	0- 0	0- 0	NEUTRAL	0- 0	0- 1	0- 1			
6- 5	0- 0	0- 1	CONFERENCE	0- 3	4- 0	2- 1			
3- 2	0- 0	0- 0	HOME	0- 1	2- 0	1- 1			
3- 3	0- 0	0- 1	AWAY	0- 2	2- 0	1- 0			
0- 0	0- 0	0- 0	NEUTRAL	0- 0	0- 0	0- 0			

RPI 1-25				RPI 26-50				RPI 51-100				RPI 101+				Team's RPI: 107	
RPI	S	Opponent	Score	RPI	S	Opponent	Score	RPI	S	Opponent	Score	RPI	S	Opponent	Score		
				31	A	Ohio	55 75	54	A	Ball St.	71 78	109	H	Toledo	81 71		
								65	A	San Diego	65 86	111	A	Eastern Mich.	68 65		
								72	H	FGCU	64 82	111	H	Eastern Mich.	75 72		
								82	A	Central Mich.	60 81	123	H	Youngstown St.	74 49		
								82	H	Central Mich.	77 97	131	N	UNI	51 59		
												133	A	Buffalo	69 61		
												145	A	Northern Ky.	77 75		
												161	A	Fla. Atlantic	77 91		
												168	N	Northern Colo.	65 78		
												206	A	Valparaiso	85 74		
												231	A	Bowling Green	71 55		
												251	H	Miami (OH)	77 65		
												256	H	Northern Ill.	58 65		
												259	H	UCF	74 54		
												311	H	Winthrop	76 59		
LAST 12 Division I GAMES:																	
				251	H	Miami (OH)	77 65	133	A	Buffalo	69 61						
				54	A	Ball St.	71 78	231	A	Bowling Green	71 55						
				111	H	Eastern Mich.	75 72	82	H	Central Mich.	77 97						
				31	A	Ohio	55 75	111	A	Eastern Mich.	68 65						
				82	A	Central Mich.	60 81	256	H	Northern Ill.	58 65						
				109	H	Toledo	81 71	123	H	Youngstown St.	74 49						

Non-Div I Games: Rochester College 103 37

Akron

■ Loss,
 ■ Non-Conf, S Site,
 ■ Home
 ■ Away
 N Neutral

Alabama

Through Games Of Feb. 9, 2016

Average RPI Win:	219	WON-LOST	WINNING	LAST 10	STRENGTH OF	OPP. STRENGTH	TEAM	ADJ.	CONF.	ADJ CONF.
Average RPI Loss:	47	RECORD	PCT. RANK	GAMES	SCHEDULE	OF SCHEDULE	RPI	RPI	RPI	RPI
DIV. I ONLY	14- 10	121	2- 8	166	73	150	150	2	2	
DIV. I NON-CONF.	11- 2	28	1- 0	329	272	138	138	2	2	
TOTALS	RPI 1-25	RPI 26-50	W-L RECORDS	RPI 51-100	RPI 101-150	RPI 150+				
14- 10	0- 4	1- 0	OVERALL	1- 6	3- 0	9- 0				
12- 3	0- 1	1- 0	HOME	0- 2	3- 0	8- 0				
0- 7	0- 3	0- 0	AWAY	0- 4	0- 0	0- 0				
2- 0	0- 0	0- 0	NEUTRAL	1- 0	0- 0	1- 0				
11- 2	0- 0	0- 0	NON-CONFERENCE	1- 2	1- 0	9- 0				
9- 0	0- 0	0- 0	HOME	0- 0	1- 0	8- 0				
0- 2	0- 0	0- 0	AWAY	0- 2	0- 0	0- 0				
2- 0	0- 0	0- 0	NEUTRAL	1- 0	0- 0	1- 0				
3- 8	0- 4	1- 0	CONFERENCE	0- 4	2- 0	0- 0				
3- 3	0- 1	1- 0	HOME	0- 2	2- 0	0- 0				
0- 5	0- 3	0- 0	AWAY	0- 2	0- 0	0- 0				
0- 0	0- 0	0- 0	NEUTRAL	0- 0	0- 0	0- 0				

RPI S	Opponent	Score	RPI S	Opponent	Score	RPI S	Opponent	Score	RPI S	Opponent	Score	Team's RPI: 150
15	A Tennessee	42 70	28	H Georgia	64 50	55	A Auburn	59 72	105	H Georgetown	78 66	
18	H Texas A&M	56 59				55	H Auburn	55 59	118	H LSU	62 45	
20	A Florida	72 80				58	A Vanderbilt	52 67	139	H Ole Miss	48 37	
23	A Kentucky	48 73				58	H Vanderbilt	48 54	220	N Utah Valley	67 60	
						76	A Georgia Tech	58 70	230	H Grambling	72 57	
						78	N Middle Tenn.	64 46	237	H Appalachian St.	93 59	
						91	A UT Martin	65 83	263	H Georgia St.	72 56	
									299	H North Florida	69 47	
									318	H Alcorn	97 50	
									333	H Lipscomb	68 49	
									345	H Alabama A&M	96 44	
									348	H Mississippi Val.	98 35	
LAST 12 Division I GAMES:												
55	H Auburn	55 59	28	H Georgia	64 50							
139	H Ole Miss	48 37	55	A Auburn	59 72							
15	A Tennessee	42 70	58	H Vanderbilt	48 54							
18	H Texas A&M	56 59	23	A Kentucky	48 73							
58	A Vanderbilt	52 67	118	H LSU	62 45							
20	A Florida	72 80	333	H Lipscomb	68 49							

Non-Div I Games:

Alabama

 Loss,
 Non-Conf,
S Site,
 Home
 Away
N Neutral

Average RPI Win:	344	WON-LOST	WINNING	LAST 10	STRENGTH OF	OPP. STRENGTH	TEAM	ADJ.	CONF.	ADJ CONF.
Average RPI Loss:	218	RECORD	PCT. RANK	GAMES	SCHEDULE	OF SCHEDULE	RPI	RPI	RPI	RPI
DIV. I ONLY	3- 17	328	3- 7	322	348	345	345	32	32	
DIV. I NON-CONF.	0- 9	338	0- 1	129	309	326	326	31	31	
TOTALS	RPI 1-25	RPI 26-50	W-L RECORDS	RPI 51-100	RPI 101-150	RPI 150+				
3- 17	0- 0	0- 0	OVERALL	0- 1	0- 5	3- 11				
2- 7	0- 0	0- 0	HOME	0- 1	0- 2	2- 4				
1- 10	0- 0	0- 0	AWAY	0- 0	0- 3	1- 7				
0- 0	0- 0	0- 0	NEUTRAL	0- 0	0- 0	0- 0				
0- 9	0- 0	0- 0	NON-CONFERENCE	0- 1	0- 5	0- 3				
0- 5	0- 0	0- 0	HOME	0- 1	0- 2	0- 2				
0- 4	0- 0	0- 0	AWAY	0- 0	0- 3	0- 1				
0- 0	0- 0	0- 0	NEUTRAL	0- 0	0- 0	0- 0				
3- 8	0- 0	0- 0	CONFERENCE	0- 0	0- 0	3- 8				
2- 2	0- 0	0- 0	HOME	0- 0	0- 0	2- 2				
1- 6	0- 0	0- 0	AWAY	0- 0	0- 0	1- 6				
0- 0	0- 0	0- 0	NEUTRAL	0- 0	0- 0	0- 0				

RPI 1-25				RPI 26-50				RPI 51-100				RPI 101+				Team's RPI: 345	
RPI	S	Opponent	Score	RPI	S	Opponent	Score	RPI	S	Opponent	Score	RPI	S	Opponent	Score		
								79	H	Saint Louis	60	91	110	H	Belmont	28	78
												121	H	Samford	30	54	
												134	A	Marshall	45	81	
												139	A	Ole Miss	42	103	
												150	A	Alabama	44	96	
												177	A	Southern U.	38	77	
												198	H	Southeast Mo. St.	58	69	
												230	A	Grambling	56	75	
												236	H	Texas Southern	38	57	
												272	H	Prairie View	52	67	
												282	A	Alabama St.	50	86	
												293	H	Murray St.	59	76	
												298	A	Morehead St.	69	112	
												318	A	Alcorn	52	68	
												329	A	Jackson St.	58	59	
												336	A	Ark.-Pine Bluff	60	69	
												336	H	Ark.-Pine Bluff	78	70	
												348	A	Mississippi Val.	84	74	
												348	H	Mississippi Val.	79	68	
LAST 12 Division I GAMES:																	
348	A	Mississippi Val.	84	74	282	A	Alabama St.	50	86								
336	A	Ark.-Pine Bluff	60	69	348	H	Mississippi Val.	79	68								
236	H	Texas Southern	38	57	336	H	Ark.-Pine Bluff	78	70								
272	H	Prairie View	52	67	329	A	Jackson St.	58	59								
177	A	Southern U.	38	77	230	A	Grambling	56	75								
318	A	Alcorn	52	68	139	A	Ole Miss	42	103								

Non-Div I Games: Tuskegee 66 55

Alabama A&M

■ Loss,
 ■ Non-Conf,
 ■ S Site,
 ■ H Home
 ■ A Away
 N Neutral

Alabama St.

Through Games Of Feb. 9, 2016

Average RPI Win:	293	WON-LOST	WINNING	LAST 10	STRENGTH OF	OPP. STRENGTH	TEAM	ADJ.	CONF.	ADJ CONF.
Average RPI Loss:	203	RECORD	PCT. RANK	GAMES	SCHEDULE	OF SCHEDULE	RPI	RPI	RPI	RPI
DIV. I ONLY	10- 9	157	9- 1	344	343	282	282	32	32	
DIV. I NON-CONF.	1- 7	318	0- 0	276	226	338	338	31	31	
TOTALS	RPI 1-25	RPI 26-50	W-L RECORDS	RPI 51-100	RPI 101-150	RPI 150+				
10- 9	0- 0	0- 0	OVERALL	0- 1	0- 2	10- 6				
5- 4	0- 0	0- 0	HOME	0- 0	0- 1	5- 3				
4- 4	0- 0	0- 0	AWAY	0- 1	0- 1	4- 2				
1- 1	0- 0	0- 0	NEUTRAL	0- 0	0- 0	1- 1				
1- 7	0- 0	0- 0	NON-CONFERENCE	0- 1	0- 2	1- 4				
0- 4	0- 0	0- 0	HOME	0- 0	0- 1	0- 3				
0- 2	0- 0	0- 0	AWAY	0- 1	0- 1	0- 0				
1- 1	0- 0	0- 0	NEUTRAL	0- 0	0- 0	1- 1				
9- 2	0- 0	0- 0	CONFERENCE	0- 0	0- 0	9- 2				
5- 0	0- 0	0- 0	HOME	0- 0	0- 0	5- 0				
4- 2	0- 0	0- 0	AWAY	0- 0	0- 0	4- 2				
0- 0	0- 0	0- 0	NEUTRAL	0- 0	0- 0	0- 0				

RPI 1-25			RPI 26-50			RPI 51-100			RPI 101+			Team's RPI: 282
RPI	S	Opponent	Score	RPI	S	Opponent	Score	RPI	S	Opponent	Score	
						76 A Georgia Tech	54 80			121 H Samford	35 54	
										136 A Southern Miss.	44 65	
										177 A Southern U.	60 59	
										191 H Troy	59 73	
										213 H South Ala.	43 47	
										217 N Siena	57 53	
										230 A Grambling	69 89	
										236 H Texas Southern	57 51	
										241 N Tennessee St.	64 74	
										272 H Prairie View	65 54	
										294 H Savannah St.	49 60	
										318 A Alcorn	52 51	
										329 A Jackson St.	69 70	
										336 A Ark.-Pine Bluff	68 53	
										336 H Ark.-Pine Bluff	72 63	
										345 H Alabama A&M	86 50	
										348 A Mississippi Val.	79 51	
										348 H Mississippi Val.	100 50	
LAST 12 Division I GAMES:												
						336 A Ark.-Pine Bluff	68 53			345 H Alabama A&M	86 50	
						348 A Mississippi Val.	79 51			336 H Ark.-Pine Bluff	72 63	
						272 H Prairie View	65 54			348 H Mississippi Val.	100 50	
						236 H Texas Southern	57 51			230 A Grambling	69 89	
						318 A Alcorn	52 51			329 A Jackson St.	69 70	
						177 A Southern U.	60 59			121 H Samford	35 54	

Non-Div I Games: Mobile 71 56

Alabama St.

■ Loss,
 ■ Non-Conf,
 ■ S Site,
 ■ Home
 ■ A Away
 N Neutral

Average RPI Win:	214	WON-LOST	WINNING	LAST 10	STRENGTH OF	OPP. STRENGTH	TEAM	ADJ.	CONF.	ADJ CONF.
Average RPI Loss:	36	RECORD	PCT. RANK	GAMES	SCHEDULE	OF SCHEDULE	RPI	RPI	RPI	RPI
DIV. I ONLY	20- 3	12	10- 0	198	183	51	51	15	15	
DIV. I NON-CONF.	9- 3	69	1- 0	185	127	58	58	18	18	
TOTALS	RPI 1-25	RPI 26-50	W-L RECORDS	RPI 51-100	RPI 101-150	RPI 150+				
20- 3	0- 1	0- 1	OVERALL	1- 1	3- 0	16- 0				
8- 0	0- 0	0- 0	HOME	1- 0	2- 0	5- 0				
10- 3	0- 1	0- 1	AWAY	0- 1	0- 0	10- 0				
2- 0	0- 0	0- 0	NEUTRAL	0- 0	1- 0	1- 0				
9- 3	0- 1	0- 1	NON-CONFERENCE	0- 1	2- 0	7- 0				
3- 0	0- 0	0- 0	HOME	0- 0	1- 0	2- 0				
4- 3	0- 1	0- 1	AWAY	0- 1	0- 0	4- 0				
2- 0	0- 0	0- 0	NEUTRAL	0- 0	1- 0	1- 0				
11- 0	0- 0	0- 0	CONFERENCE	1- 0	1- 0	9- 0				
5- 0	0- 0	0- 0	HOME	1- 0	1- 0	3- 0				
6- 0	0- 0	0- 0	AWAY	0- 0	0- 0	6- 0				
0- 0	0- 0	0- 0	NEUTRAL	0- 0	0- 0	0- 0				

RPI	S	Opponent	Score	RPI	S	Opponent	Score	RPI	S	Opponent	Score	RPI	S	Opponent	Score
15	A	Tennessee	55 63	26	A	Southern California	67 68	68	A	Army West Point	62 65	108	H	Yale	74 70
								88	H	Maine	64 59	109	N	Toledo	63 55
												112	H	Stony Brook	73 54
												183	A	UMBC	77 42
												183	H	UMBC	63 39
												195	A	Rhode Island	67 58
												196	N	UC Davis	80 70
												209	A	Fairfield	62 50
												214	A	Binghamton	59 47
												214	H	Binghamton	64 58
												217	A	Siena	61 42
												223	A	Hartford	78 41
												250	H	Providence	71 58
												265	A	New Hampshire	78 52
												268	H	Pepperdine	64 49
												287	A	Vermont	75 40
												287	H	Vermont	72 43
												317	A	UMass Lowell	85 55
												347	A	Boston U.	83 43
LAST 12 Division I GAMES:															
214	H	Binghamton	64 58	214	A	Binghamton	59 47								
287	A	Vermont	75 40	88	H	Maine	64 59								
183	H	UMBC	63 39	265	A	New Hampshire	78 52								
223	A	Hartford	78 41	287	H	Vermont	72 43								
317	A	UMass Lowell	85 55	183	A	UMBC	77 42								
112	H	Stony Brook	73 54	108	H	Yale	74 70								

Non-Div I Games:

Albany (NY)

■ Loss,
 ■ Non-Conf, S Site,
 ■ Home
 ■ Away
 N Neutral

Average RPI Win: 308	WON-LOST	WINNING	LAST 10	STRENGTH OF	OPP. STRENGTH	TEAM	ADJ.	CONF.	ADJ CONF.
Average RPI Loss: 204	RECORD	PCT. RANK	GAMES	SCHEDULE	OF SCHEDULE	RPI	RPI	RPI	RPI
DIV. I ONLY	3- 16	326	3- 7	242	346	318	318	32	32
DIV. I NON-CONF.	0- 8	338	0- 1	30	234	275	275	31	31
TOTALS	RPI 1-25	RPI 26-50	W-L RECORDS	RPI 51-100	RPI 101-150	RPI 150+			
3- 16	0- 0	0- 0	OVERALL	0- 3	0- 3	3- 10			
1- 3	0- 0	0- 0	HOME	0- 0	0- 0	1- 3			
2- 13	0- 0	0- 0	AWAY	0- 1	0- 2	2- 5			
0- 0	0- 0	0- 0	NEUTRAL	0- 0	0- 0	0- 0			
0- 8	0- 0	0- 0	NON-CONFERENCE	0- 3	0- 3	0- 2			
0- 0	0- 0	0- 0	HOME	0- 0	0- 0	0- 0			
0- 8	0- 0	0- 0	AWAY	0- 3	0- 3	0- 2			
0- 0	0- 0	0- 0	NEUTRAL	0- 0	0- 0	0- 0			
3- 8	0- 0	0- 0	CONFERENCE	0- 0	0- 0	3- 8			
1- 3	0- 0	0- 0	HOME	0- 0	0- 0	1- 3			
2- 5	0- 0	0- 0	AWAY	0- 0	0- 0	2- 5			
0- 0	0- 0	0- 0	NEUTRAL	0- 0	0- 0	0- 0			

RPI S	Opponent	Score	RPI S	Opponent	Score	RPI S	Opponent	Score	RPI S	Opponent	Score
						52	A Arkansas St.	50 82	114	A Central Ark.	35 58
						85	A Northwestern	47 91	125	A La.-Lafayette	61 73
						94	A Iowa St.	41 91	150	A Alabama	50 97
									170	A East Carolina	58 87
									177	A Southern U.	57 66
									230	A Grambling	70 66
									230	H Grambling	76 85
									236	A Texas Southern	39 68
									272	A Prairie View	54 58
									277	A Jacksonville St.	65 67
									282	H Alabama St.	51 52
									329	A Jackson St.	65 79
									329	H Jackson St.	66 73
									336	A Ark.-Pine Bluff	69 71
									345	H Alabama A&M	68 52
									348	A Mississippi Val.	81 66
LAST 12 Division I GAMES:											
230	A Grambling	70 66	348	A Mississippi Val.	81 66						
329	A Jackson St.	65 79	230	H Grambling	76 85						
177	A Southern U.	57 66	329	H Jackson St.	66 73						
282	H Alabama St.	51 52	236	A Texas Southern	39 68						
345	H Alabama A&M	68 52	272	A Prairie View	54 58						
336	A Ark.-Pine Bluff	69 71	125	A La.-Lafayette	61 73						

Non-Div I Games: Mt. Mercy 60 56 Delta St. 66 57

Alcorn

Loss, Non-Conf, S Site, H Home A Away N Neutral

Average RPI Win:	262	WON-LOST	WINNING	LAST 10	STRENGTH OF	OPP. STRENGTH	TEAM	ADJ.	CONF.	ADJ CONF.
Average RPI Loss:	153	RECORD	PCT. RANK	GAMES	SCHEDULE	OF SCHEDULE	RPI	RPI	RPI	RPI
DIV. I ONLY	5- 17	298	3- 7	102	296	254	254	29	29	
DIV. I NON-CONF.	2- 9	296	0- 1	31	212	206	206	29	29	
TOTALS	RPI 1-25	RPI 26-50	W-L RECORDS	RPI 51-100	RPI 101-150	RPI 150+				
5- 17	0- 0	0- 2	OVERALL	0- 6	0- 2	5- 7				
2- 7	0- 0	0- 0	HOME	0- 4	0- 1	2- 2				
3- 10	0- 0	0- 2	AWAY	0- 2	0- 1	3- 5				
0- 0	0- 0	0- 0	NEUTRAL	0- 0	0- 0	0- 0				
2- 9	0- 0	0- 2	NON-CONFERENCE	0- 3	0- 2	2- 2				
1- 3	0- 0	0- 0	HOME	0- 2	0- 1	1- 0				
1- 6	0- 0	0- 2	AWAY	0- 1	0- 1	1- 2				
0- 0	0- 0	0- 0	NEUTRAL	0- 0	0- 0	0- 0				
3- 8	0- 0	0- 0	CONFERENCE	0- 3	0- 0	3- 5				
1- 4	0- 0	0- 0	HOME	0- 2	0- 0	1- 2				
2- 4	0- 0	0- 0	AWAY	0- 1	0- 0	2- 3				
0- 0	0- 0	0- 0	NEUTRAL	0- 0	0- 0	0- 0				

RPI S	Opponent	Score	RPI S	Opponent	Score	RPI S	Opponent	Score	RPI S	Opponent	Score	Team's RPI: 254
35	A George Washington	48 78	47	A Princeton	34 72	53	A James Madison	45 74	128	H Wake Forest	70 71	
						68	H Army West Point	42 52	146	A Pittsburgh	58 76	
						71	H Elon	54 62	183	A UMBC	46 47	
						77	H Hofstra	51 60	197	A William & Mary	51 62	
						100	A Bucknell	54 60	202	A Lehigh	59 55	
						100	H Bucknell	60 66	202	H Lehigh	52 61	
									224	H Manhattan	52 48	
									255	A Loyola Maryland	46 52	
									269	A Dartmouth	45 41	
									271	A Holy Cross	54 59	
									308	A Colgate	49 37	
									308	H Colgate	64 56	
									326	H Lafayette	51 60	
									347	A Boston U.	59 63	
LAST 12 Division I GAMES:												
202	H Lehigh	52 61	347	A Boston U.	59 63							
100	A Bucknell	54 60	202	A Lehigh	59 55							
308	H Colgate	64 56	100	H Bucknell	60 66							
271	A Holy Cross	54 59	308	A Colgate	49 37							
326	H Lafayette	51 60	255	A Loyola Maryland	46 52							
68	H Army West Point	42 52	146	A Pittsburgh	58 76							

Non-Div I Games:

American

■ Loss,
 ■ Non-Conf,
 ■ S Site,
 ■ H Home
 ■ A Away
 N Neutral

Average RPI Win:	206	WON-LOST	WINNING	LAST 10	STRENGTH OF	OPP. STRENGTH	TEAM	ADJ.	CONF.	ADJ CONF.
Average RPI Loss:	166	RECORD	PCT. RANK	GAMES	SCHEDULE	OF SCHEDULE	RPI	RPI	RPI	RPI
DIV. I ONLY	8- 13	239	4- 6	163	218	237	237	16	16	
DIV. I NON-CONF.	3- 6	234	0- 0	176	184	256	256	14	14	
TOTALS	RPI 1-25	RPI 26-50	W-L RECORDS	RPI 51-100	RPI 101-150	RPI 150+				
8- 13	0- 0	0- 0	OVERALL	0- 2	2- 5	6- 6				
6- 4	0- 0	0- 0	HOME	0- 0	2- 2	4- 2				
2- 7	0- 0	0- 0	AWAY	0- 1	0- 3	2- 3				
0- 2	0- 0	0- 0	NEUTRAL	0- 1	0- 0	0- 1				
3- 6	0- 0	0- 0	NON-CONFERENCE	0- 1	1- 3	2- 2				
3- 1	0- 0	0- 0	HOME	0- 0	1- 1	2- 0				
0- 3	0- 0	0- 0	AWAY	0- 0	0- 2	0- 1				
0- 2	0- 0	0- 0	NEUTRAL	0- 1	0- 0	0- 1				
5- 7	0- 0	0- 0	CONFERENCE	0- 1	1- 2	4- 4				
3- 3	0- 0	0- 0	HOME	0- 0	1- 1	2- 2				
2- 4	0- 0	0- 0	AWAY	0- 1	0- 1	2- 2				
0- 0	0- 0	0- 0	NEUTRAL	0- 0	0- 0	0- 0				

RPI 1-25				RPI 26-50				RPI 51-100				RPI 101+				Team's RPI: 237	
RPI	S	Opponent	Score	RPI	S	Opponent	Score	RPI	S	Opponent	Score	RPI	S	Opponent	Score		
								52	A	Arkansas St.	60	83	101	H	Liberty	68	74
								80	N	South Dakota	60	87	106	A	North Carolina	59	68
													125	A	La.-Lafayette	51	60
													125	H	La.-Lafayette	76	59
													144	H	Texas-Arlington	45	76
													148	H	ETSU	70	52
													150	A	Alabama	59	93
													171	A	Little Rock	50	67
													174	A	Col. of Charleston	50	60
													191	A	Troy	96	81
													201	H	Texas St.	90	71
													204	H	Richmond	73	59
													213	A	South Ala.	55	71
													219	H	Furman	92	78
													263	H	Georgia St.	75	80
													270	H	Ga. Southern	50	65
													280	A	La.-Monroe	57	54
													280	H	La.-Monroe	64	52
													303	N	Delaware St.	69	76
LAST 12 Division I GAMES:																	
280	H	La.-Monroe	64	52	52	A	Arkansas St.	60	83								
125	H	La.-Lafayette	76	59	171	A	Little Rock	50	67								
213	A	South Ala.	55	71	201	H	Texas St.	90	71								
191	A	Troy	96	81	144	H	Texas-Arlington	45	76								
270	H	Ga. Southern	50	65	125	A	La.-Lafayette	51	60								
263	H	Georgia St.	75	80	280	A	La.-Monroe	57	54								

Non-Div I Games:

Appalachian St.

■ Loss,
 ■ Non-Conf, S Site,
 ■ Home
 ■ Away
 N Neutral

Average RPI Win:	172	WON-LOST	WINNING	LAST 10	STRENGTH OF	OPP. STRENGTH	TEAM	ADJ.	CONF.	ADJ CONF.
Average RPI Loss:	46	RECORD	PCT. RANK	GAMES	SCHEDULE	OF SCHEDULE	RPI	RPI	RPI	RPI
DIV. I ONLY	11- 13	195	1- 9	28	32	104	104	1	1	
DIV. I NON-CONF.	9- 3	69	0- 0	103	193	61	61	1	1	
TOTALS	RPI 1-25	RPI 26-50	W-L RECORDS	RPI 51-100	RPI 101-150	RPI 150+				
11- 13	0- 5	0- 2	OVERALL	1- 5	3- 0	7- 1				
8- 5	0- 3	0- 1	HOME	1- 1	2- 0	5- 0				
2- 6	0- 0	0- 0	AWAY	0- 0	1- 0	1- 0				
1- 2	0- 0	0- 0	NEUTRAL	0- 1	0- 0	1- 1				
9- 3	0- 0	0- 0	NON-CONFERENCE	0- 2	3- 0	6- 1				
6- 0	0- 0	0- 0	HOME	0- 0	2- 0	4- 0				
2- 1	0- 0	0- 0	AWAY	0- 1	1- 0	1- 0				
1- 2	0- 0	0- 0	NEUTRAL	0- 1	0- 0	1- 1				
2- 10	0- 5	0- 2	CONFERENCE	1- 3	0- 0	1- 0				
2- 5	0- 3	0- 1	HOME	1- 1	0- 0	1- 0				
0- 5	0- 2	0- 1	AWAY	0- 2	0- 0	0- 0				
0- 0	0- 0	0- 0	NEUTRAL	0- 0	0- 0	0- 0				

RPI 1-25				RPI 26-50				RPI 51-100				RPI 101+ Team's RPI: 104			
RPI	S	Opponent	Score	RPI	S	Opponent	Score	RPI	S	Opponent	Score	RPI	S	Opponent	Score
6	H	Stanford	34 59	26	H	Southern California	57 67	61	A	Oregon	54 76	102	H	New Mexico St.	68 64
7	A	Oregon St.	43 71	37	A	Washington	47 63	65	A	San Diego	54 59	109	A	Toledo	62 59
8	A	Arizona St.	49 61					67	A	Washington St.	46 67	140	H	Pacific	69 56
8	H	Arizona St.	47 62					70	H	Utah	55 60	157	N	SMU	46 58
10	H	UCLA	39 73					72	N	FGCU	55 57	166	H	Louisiana Tech	77 67
								74	H	California	57 52	175	H	George Mason	68 60
												179	H	Colorado	63 52
												190	H	Kansas	67 52
												200	A	North Texas	51 44
												226	N	Gardner-Webb	79 60
												327	H	Howard	65 28
LAST 12 Division I GAMES:															
10	H	UCLA	39 73	179	H	Colorado	63 52								
26	H	Southern California	57 67	70	H	Utah	55 60								
61	A	Oregon	54 76	37	A	Washington	47 63								
7	A	Oregon St.	43 71	67	A	Washington St.	46 67								
8	H	Arizona St.	47 62	74	H	California	57 52								
8	A	Arizona St.	49 61	6	H	Stanford	34 59								

Non-Div I Games:

Arizona

■ Loss,
 ■ Non-Conf, S Site,
 ■ Home
 ■ Away
 N Neutral

Average RPI Win:	108	WON-LOST	WINNING	LAST 10	STRENGTH OF	OPP. STRENGTH	TEAM	ADJ.	CONF.	ADJ CONF.
Average RPI Loss:	33	RECORD	PCT. RANK	GAMES	SCHEDULE	OF SCHEDULE	RPI	RPI	RPI	RPI
DIV. I ONLY	20- 4	19	9- 1	17	9	8	8	1	1	
DIV. I NON-CONF.	9- 3	69	0- 0	33	43	36	36	1	1	
TOTALS	RPI 1-25	RPI 26-50	W-L RECORDS	RPI 51-100	RPI 101-150	RPI 150+				
20- 4	3- 3	3- 0	OVERALL	5- 1	2- 0	7- 0				
11- 2	3- 1	1- 0	HOME	3- 1	1- 0	3- 0				
8- 1	0- 1	2- 0	AWAY	2- 0	1- 0	3- 0				
1- 1	0- 1	0- 0	NEUTRAL	0- 0	0- 0	1- 0				
9- 3	1- 2	1- 0	NON-CONFERENCE	1- 1	0- 0	6- 0				
4- 2	1- 1	0- 0	HOME	1- 1	0- 0	2- 0				
4- 0	0- 0	1- 0	AWAY	0- 0	0- 0	3- 0				
1- 1	0- 1	0- 0	NEUTRAL	0- 0	0- 0	1- 0				
11- 1	2- 1	2- 0	CONFERENCE	4- 0	2- 0	1- 0				
7- 0	2- 0	1- 0	HOME	2- 0	1- 0	1- 0				
4- 1	0- 1	1- 0	AWAY	2- 0	1- 0	0- 0				
0- 0	0- 0	0- 0	NEUTRAL	0- 0	0- 0	0- 0				

RPI 1-25				Team's RPI: 8		RPI 26-50				RPI 51-100				RPI 101+					
RPI	S	Opponent	Score		RPI	S	Opponent	Score		RPI	S	Opponent	Score		RPI	S	Opponent	Score	
3	N	South Carolina	58	60	26	H	Southern California	69	68	61	A	Oregon	63	58	104	A	Arizona	62	47
6	H	Stanford	49	31	27	A	Syracuse	61	54	67	A	Washington St.	63	45	104	H	Arizona	61	49
7	A	Oregon St.	44	67	37	A	Washington	68	61	70	H	Utah	80	60	151	A	Hawaii	75	49
10	H	UCLA	65	61						74	H	California	57	49	157	A	SMU	64	57
14	H	Florida St.	68	56						84	H	Marquette	90	80	179	H	Colorado	64	37
23	H	Kentucky	64	68						98	H	VCU	48	57	223	A	Hartford	60	29
LAST 12 Division I GAMES:																			
26	H	Southern California	69	68	70	H	Utah	80	60										
10	H	UCLA	65	61	179	H	Colorado	64	37										
7	A	Oregon St.	44	67	67	A	Washington St.	63	45										
61	A	Oregon	63	58	37	A	Washington	68	61										
104	A	Arizona	62	47	6	H	Stanford	49	31										
104	H	Arizona	61	49	74	H	California	57	49										

Non-Div I Games:

Arizona St.

Average RPI Win:	306	WON-LOST	WINNING	LAST 10	STRENGTH OF	OPP. STRENGTH	TEAM	ADJ.	CONF.	ADJ CONF.
Average RPI Loss:	192	RECORD	PCT. RANK	GAMES	SCHEDULE	OF SCHEDULE	RPI	RPI	RPI	RPI
DIV. I ONLY	4- 14	303	4- 6	308	312	336	336	32	32	
DIV. I NON-CONF.	0- 7	338	0- 1	102	19	292	292	31	31	
TOTALS	RPI 1-25	RPI 26-50	W-L RECORDS	RPI 51-100	RPI 101-150	RPI 150+				
4- 14	0- 0	0- 1	OVERALL	0- 2	0- 3	4- 8				
4- 2	0- 0	0- 0	HOME	0- 0	0- 0	4- 2				
0- 12	0- 0	0- 1	AWAY	0- 0	0- 2	0- 3				
0- 0	0- 0	0- 0	NEUTRAL	0- 0	0- 0	0- 0				
0- 7	0- 0	0- 1	NON-CONFERENCE	0- 2	0- 3	0- 1				
0- 0	0- 0	0- 0	HOME	0- 0	0- 0	0- 0				
0- 7	0- 0	0- 1	AWAY	0- 2	0- 3	0- 1				
0- 0	0- 0	0- 0	NEUTRAL	0- 0	0- 0	0- 0				
4- 7	0- 0	0- 0	CONFERENCE	0- 0	0- 0	4- 7				
4- 2	0- 0	0- 0	HOME	0- 0	0- 0	4- 2				
0- 5	0- 0	0- 0	AWAY	0- 0	0- 0	0- 5				
0- 0	0- 0	0- 0	NEUTRAL	0- 0	0- 0	0- 0				

RPI 1-25				RPI 26-50				RPI 51-100				RPI 101+				Team's RPI: 336
RPI	S	Opponent	Score	RPI	S	Opponent	Score	RPI	S	Opponent	Score	RPI	S	Opponent	Score	
				33	A	Missouri	34 85	73	A	Nebraska	46 96	109	A	Toledo	47 74	
								94	A	Iowa St.	41 70	131	A	Texas Tech	40 84	
												139	A	Ole Miss	45 80	
												169	A	UAB	32 82	
												177	H	Southern U.	61 78	
												230	H	Grambling	83 68	
												236	A	Texas Southern	30 57	
												272	A	Prairie View	55 70	
												282	A	Alabama St.	63 72	
												282	H	Alabama St.	53 68	
												318	H	Alcorn	71 69	
												329	H	Jackson St.	71 66	
												345	A	Alabama A&M	70 78	
												345	H	Alabama A&M	69 60	
												348	A	Mississippi Val.	60 62	
LAST 12 Division I GAMES:																
				282	H	Alabama St.	53 68	318	H	Alcorn	71 69					
				345	H	Alabama A&M	69 60	177	H	Southern U.	61 78					
				329	H	Jackson St.	71 66	282	A	Alabama St.	63 72					
				230	H	Grambling	83 68	345	A	Alabama A&M	70 78					
				236	A	Texas Southern	30 57	348	A	Mississippi Val.	60 62					
				272	A	Prairie View	55 70	109	A	Toledo	47 74					

Non-Div I Games: Talladega 73 83 Philander Smith 63 51 Tougaloo 65 51 Talladega 68 55 Ark.-Pine Bluff

Arkansas

Through Games Of Feb. 9, 2016

Average RPI Win:	165	WON-LOST	WINNING	LAST 10	STRENGTH OF	OPP. STRENGTH	TEAM	ADJ.	CONF.	ADJ CONF.
Average RPI Loss:	60	RECORD	PCT. RANK	GAMES	SCHEDULE	OF SCHEDULE	RPI	RPI	RPI	RPI
DIV. I ONLY	10- 14	219	5- 5	38	34	130	130	2	2	
DIV. I NON-CONF.	5- 8	209	1- 0	188	142	251	251	2	2	

TOTALS	RPI 1-25	RPI 26-50	W-L RECORDS	RPI 51-100	RPI 101-150	RPI 150+				
10- 14	2- 7	1- 1	OVERALL	1- 3	1- 1	5- 2				
9- 4	2- 2	1- 0	HOME	1- 1	0- 0	5- 1				
1- 7	0- 3	0- 1	AWAY	0- 2	1- 0	0- 1				
0- 3	0- 2	0- 0	NEUTRAL	0- 0	0- 1	0- 0				
5- 8	0- 2	0- 1	NON-CONFERENCE	0- 2	0- 1	5- 2				
5- 2	0- 0	0- 0	HOME	0- 1	0- 0	5- 1				
0- 3	0- 0	0- 1	AWAY	0- 1	0- 0	0- 1				
0- 3	0- 2	0- 0	NEUTRAL	0- 0	0- 1	0- 0				
5- 6	2- 5	1- 0	CONFERENCE	1- 1	1- 0	0- 0				
4- 2	2- 2	1- 0	HOME	1- 0	0- 0	0- 0				
1- 4	0- 3	0- 0	AWAY	0- 1	1- 0	0- 0				
0- 0	0- 0	0- 0	NEUTRAL	0- 0	0- 0	0- 0				

RPI 1-25				RPI 26-50				RPI 51-100				RPI 101+ Team's RPI: 130			
RPI	S	Opponent	Score	RPI	S	Opponent	Score	RPI	S	Opponent	Score	RPI	S	Opponent	Score
3	A	South Carolina	32 85	33	H	Missouri	64 52	55	A	Auburn	60 71	118	A	LSU	48 44
7	N	Oregon St.	47 63	43	A	Rutgers	40 60	58	H	Vanderbilt	57 56	125	N	La.-Lafayette	59 67
9	N	Texas	50 61					59	A	South Dakota St.	69 76	159	H	Oral Roberts	65 50
15	A	Tennessee	57 75					87	H	Missouri St.	54 69	181	H	Tulsa	67 74
15	H	Tennessee	64 59									189	A	Butler	57 63
18	H	Texas A&M	67 61									257	H	Sam Houston St.	67 47
20	H	Florida	66 71									304	H	Southeastern La.	97 53
22	A	Mississippi St.	55 80									335	H	New Orleans	73 41
22	H	Mississippi St.	55 65									348	H	Mississippi Val.	86 46
LAST 12 Division I GAMES:															
58	H	Vanderbilt	57 56	33	H	Missouri	64 52	15	H	Tennessee	64 59				
15	A	Tennessee	57 75	22	A	Mississippi St.	55 80	18	H	Texas A&M	67 61				
22	H	Mississippi St.	55 65	3	A	South Carolina	32 85								
20	H	Florida	66 71	335	H	New Orleans	73 41								
55	A	Auburn	60 71												
118	A	LSU	48 44												

Non-Div I Games:

Arkansas

■ Loss,
■ Non-Conf, S Site,
■ Home
■ Away
N Neutral

Average RPI Win:	212	WON-LOST	WINNING	LAST 10	STRENGTH OF	OPP. STRENGTH	TEAM	ADJ.	CONF.	ADJ CONF.
Average RPI Loss:	50	RECORD	PCT. RANK	GAMES	SCHEDULE	OF SCHEDULE	RPI	RPI	RPI	RPI
DIV. I ONLY	18- 3	16	10- 0	185	187	52	52	16	16	
DIV. I NON-CONF.	6- 3	100	0- 0	137	161	65	65	14	14	
TOTALS	RPI 1-25	RPI 26-50	W-L RECORDS	RPI 51-100	RPI 101-150	RPI 150+				
18- 3	0- 1	0- 0	OVERALL	2- 2	2- 0	14- 0				
11- 0	0- 0	0- 0	HOME	0- 0	1- 0	10- 0				
7- 3	0- 1	0- 0	AWAY	2- 2	1- 0	4- 0				
0- 0	0- 0	0- 0	NEUTRAL	0- 0	0- 0	0- 0				
6- 3	0- 1	0- 0	NON-CONFERENCE	2- 2	0- 0	4- 0				
3- 0	0- 0	0- 0	HOME	0- 0	0- 0	3- 0				
3- 3	0- 1	0- 0	AWAY	2- 2	0- 0	1- 0				
0- 0	0- 0	0- 0	NEUTRAL	0- 0	0- 0	0- 0				
12- 0	0- 0	0- 0	CONFERENCE	0- 0	2- 0	10- 0				
8- 0	0- 0	0- 0	HOME	0- 0	1- 0	7- 0				
4- 0	0- 0	0- 0	AWAY	0- 0	1- 0	3- 0				
0- 0	0- 0	0- 0	NEUTRAL	0- 0	0- 0	0- 0				

RPI 1-25				RPI 26-50				RPI 51-100 Team's RPI: 52				RPI 101+			
RPI	S	Opponent	Score	RPI	S	Opponent	Score	RPI	S	Opponent	Score	RPI	S	Opponent	Score
20	A	Florida	72 76					57	A	Chattanooga	54 55	125	H	La.-Lafayette	83 56
								72	A	FGCU	62 48	144	A	Texas-Arlington	78 71
								73	A	Nebraska	71 79	171	H	Little Rock	66 53
								91	A	UT Martin	76 74	191	A	Troy	101 81
												191	H	Troy	94 80
												201	A	Texas St.	74 59
												213	A	South Ala.	66 53
												213	H	South Ala.	58 51
												237	H	Appalachian St.	83 60
												263	H	Georgia St.	75 54
												266	H	Austin Peay	66 55
												270	H	Ga. Southern	77 54
												280	H	La.-Monroe	66 43
												284	A	Tennessee Tech	77 55
												292	H	Wichita St.	67 40
												318	H	Alcorn	82 50
LAST 12 Division I GAMES:															
191	H	Troy	94 80	171	H	Little Rock	66 53								
213	H	South Ala.	58 51	237	H	Appalachian St.	83 60								
270	H	Ga. Southern	77 54	125	H	La.-Lafayette	83 56								
263	H	Georgia St.	75 54	280	H	La.-Monroe	66 43								
201	A	Texas St.	74 59	213	A	South Ala.	66 53								
144	A	Texas-Arlington	78 71	191	A	Troy	101 81								

Non-Div I Games:

Arkansas St.

■ Loss,
 ■ Non-Conf, S Site,
 ■ Home
 ■ Away
 N Neutral

Average RPI Win:	242	WON-LOST	WINNING	LAST 10	STRENGTH OF	OPP. STRENGTH	TEAM	ADJ.	CONF.	ADJ CONF.
Average RPI Loss:	71	RECORD	PCT. RANK	GAMES	SCHEDULE	OF SCHEDULE	RPI	RPI	RPI	RPI
DIV. I ONLY	18- 2	8	9- 1	266	279	68	68	29	29	
DIV. I NON-CONF.	8- 1	23	0- 0	272	233	77	77	29	29	
TOTALS	RPI 1-25	RPI 26-50	W-L RECORDS	RPI 51-100	RPI 101-150	RPI 150+				
18- 2	0- 0	0- 1	OVERALL	2- 1	2- 0	14- 0				
11- 0	0- 0	0- 0	HOME	2- 0	1- 0	8- 0				
6- 2	0- 0	0- 1	AWAY	0- 1	1- 0	5- 0				
1- 0	0- 0	0- 0	NEUTRAL	0- 0	0- 0	1- 0				
8- 1	0- 0	0- 1	NON-CONFERENCE	1- 0	2- 0	5- 0				
5- 0	0- 0	0- 0	HOME	1- 0	1- 0	3- 0				
3- 1	0- 0	0- 1	AWAY	0- 0	1- 0	2- 0				
0- 0	0- 0	0- 0	NEUTRAL	0- 0	0- 0	0- 0				
10- 1	0- 0	0- 0	CONFERENCE	1- 1	0- 0	9- 0				
6- 0	0- 0	0- 0	HOME	1- 0	0- 0	5- 0				
3- 1	0- 0	0- 0	AWAY	0- 1	0- 0	3- 0				
1- 0	0- 0	0- 0	NEUTRAL	0- 0	0- 0	1- 0				

RPI 1-25			RPI 26-50			RPI 51-100			Team's RPI: 68			RPI 101+			
RPI	S	Opponent	Score	RPI	S	Opponent	Score	RPI	S	Opponent	Score	RPI	S	Opponent	Score
41	A	Duke	61 72	51	H	Albany (NY)	65 62	108	A	Yale	65 61				
				100	A	Bucknell	69 79	115	H	Quinnipiac	67 57				
				100	H	Bucknell	68 63	202	H	Lehigh	63 39				
								254	A	American	52 42				
								255	A	Loyola Maryland	52 44				
								255	H	Loyola Maryland	70 37				
								262	N	Navy	75 38				
								268	H	Pepperdine	63 53				
								271	H	Holy Cross	77 58				
								276	H	Central Conn. St.	81 52				
								291	H	Rider	57 42				
								308	H	Colgate	67 55				
								326	A	Lafayette	78 45				
								326	H	Lafayette	84 57				
								341	A	NJIT	71 35				
								344	A	St. Francis Brooklyn	74 35				
LAST 12 Division I GAMES:															
255	A	Loyola Maryland	52 44	308	H	Colgate	67 55								
326	H	Lafayette	84 57	255	H	Loyola Maryland	70 37								
100	H	Bucknell	68 63	326	A	Lafayette	78 45								
262	N	Navy	75 38	100	A	Bucknell	69 79								
271	H	Holy Cross	77 58	202	H	Lehigh	63 39								
254	A	American	52 42	341	A	NJIT	71 35								

Non-Div I Games: Emerson 86 47

Army West Point

Average RPI Win:	176	WON-LOST	WINNING	LAST 10	STRENGTH OF	OPP. STRENGTH	TEAM	ADJ.	CONF.	ADJ CONF.
Average RPI Loss:	43	RECORD	PCT. RANK	GAMES	SCHEDULE	OF SCHEDULE	RPI	RPI	RPI	RPI
DIV. I ONLY	16- 8	87	5- 5	86	44	55	55	2	2	
DIV. I NON-CONF.	10- 3	61	0- 1	271	133	109	109	2	2	
TOTALS	RPI 1-25	RPI 26-50	W-L RECORDS	RPI 51-100	RPI 101-150	RPI 150+				
16- 8	1- 4	0- 1	OVERALL	2- 3	5- 0	8- 0				
8- 2	1- 1	0- 0	HOME	1- 1	2- 0	4- 0				
5- 6	0- 3	0- 1	AWAY	0- 2	2- 0	3- 0				
3- 0	0- 0	0- 0	NEUTRAL	1- 0	1- 0	1- 0				
10- 3	0- 0	0- 0	NON-CONFERENCE	1- 3	1- 0	8- 0				
4- 1	0- 0	0- 0	HOME	0- 1	0- 0	4- 0				
3- 2	0- 0	0- 0	AWAY	0- 2	0- 0	3- 0				
3- 0	0- 0	0- 0	NEUTRAL	1- 0	1- 0	1- 0				
6- 5	1- 4	0- 1	CONFERENCE	1- 0	4- 0	0- 0				
4- 1	1- 1	0- 0	HOME	1- 0	2- 0	0- 0				
2- 4	0- 3	0- 1	AWAY	0- 0	2- 0	0- 0				
0- 0	0- 0	0- 0	NEUTRAL	0- 0	0- 0	0- 0				

RPI 1-25				RPI 26-50				RPI 51-100				Team's RPI: 55	RPI 101+			
RPI	S	Opponent	Score	RPI	S	Opponent	Score	RPI	S	Opponent	Score		RPI	S	Opponent	Score
3	H	South Carolina	58 74	28	A	Georgia	30 63	58	H	Vanderbilt	53 45		118	A	LSU	63 53
15	A	Tennessee	52 79					72	A	FGCU	45 52		129	N	Boise St.	55 53
22	A	Mississippi St.	45 60					84	A	Marquette	69 70		130	H	Arkansas	71 60
23	A	Kentucky	47 54					86	N	Minnesota	81 79		150	A	Alabama	59 55
23	H	Kentucky	66 61					96	H	Virginia	52 69		150	H	Alabama	72 59
													169	H	UAB	85 71
													170	H	East Carolina	83 69
													175	H	George Mason	88 59
													253	N	Coppin St.	69 54
													290	A	Towson	74 52
													294	A	Savannah St.	62 40
													304	A	Southeastern La.	80 68
													311	H	Winthrop	76 33
LAST 12 Division I GAMES:																
150	A	Alabama	59 55	23	A	Kentucky	47 54	150	H	Alabama	72 59					
58	H	Vanderbilt	53 45					15	A	Tennessee	52 79					
118	A	LSU	63 53	28	A	Georgia	30 63	22	A	Mississippi St.	45 60					
				130	H	Arkansas	71 60	23	H	Kentucky	66 61					
				3	H	South Carolina	58 74	72	A	FGCU	45 52					

Non-Div I Games:

Auburn

■ Loss,
 ■ Non-Conf, S Site,
 ■ Home
 ■ Away
 N Neutral

Average RPI Win:	281	WON-LOST	WINNING	LAST 10	STRENGTH OF	OPP. STRENGTH	TEAM	ADJ.	CONF.	ADJ CONF.
Average RPI Loss:	134	RECORD	PCT. RANK	GAMES	SCHEDULE	OF SCHEDULE	RPI	RPI	RPI	RPI
DIV. I ONLY	5- 17	298	4- 6	138	210	266	266	24	24	
DIV. I NON-CONF.	0- 11	338	0- 1	24	106	267	267	23	23	
TOTALS	RPI 1-25	RPI 26-50	W-L RECORDS	RPI 51-100	RPI 101-150	RPI 150+				
5- 17	0- 0	0- 1	OVERALL	0- 8	0- 2	5- 6				
4- 3	0- 0	0- 0	HOME	0- 2	0- 0	4- 1				
1- 13	0- 0	0- 0	AWAY	0- 6	0- 2	1- 5				
0- 1	0- 0	0- 1	NEUTRAL	0- 0	0- 0	0- 0				
0- 11	0- 0	0- 1	NON-CONFERENCE	0- 7	0- 1	0- 2				
0- 2	0- 0	0- 0	HOME	0- 2	0- 0	0- 0				
0- 8	0- 0	0- 0	AWAY	0- 5	0- 1	0- 2				
0- 1	0- 0	0- 1	NEUTRAL	0- 0	0- 0	0- 0				
5- 6	0- 0	0- 0	CONFERENCE	0- 1	0- 1	5- 4				
4- 1	0- 0	0- 0	HOME	0- 0	0- 0	4- 1				
1- 5	0- 0	0- 0	AWAY	0- 1	0- 1	1- 3				
0- 0	0- 0	0- 0	NEUTRAL	0- 0	0- 0	0- 0				

RPI 1-25				RPI 26-50				RPI 51-100				RPI 101+ Team's RPI: 266			
RPI	S	Opponent	Score	RPI	S	Opponent	Score	RPI	S	Opponent	Score	RPI	S	Opponent	Score
				42	N	Indiana	58 90	52	A	Arkansas St.	55 66	110	A	Belmont	82 88
								54	A	Ball St.	44 72	148	A	ETSU	76 80
								56	A	Western Ky.	69 88	152	H	SIUE	61 72
								58	A	Vanderbilt	56 73	198	A	Southeast Mo. St.	69 71
								74	H	California	58 67	208	H	Eastern Ky.	94 66
								78	H	Middle Tenn.	55 86	241	A	Tennessee St.	58 66
								91	A	UT Martin	51 75	251	A	Miami (OH)	60 75
								99	A	Wright St.	56 77	277	H	Jacksonville St.	61 59
												284	H	Tennessee Tech	91 75
												285	A	Kennesaw St.	65 73
												293	A	Murray St.	72 75
												298	A	Morehead St.	96 75
												338	H	Eastern Ill.	80 45
LAST 12 Division I GAMES:															
293	A	Murray St.	72 75	110	A	Belmont	82 88								
91	A	UT Martin	51 75	241	A	Tennessee St.	58 66								
198	A	Southeast Mo. St.	69 71	284	H	Tennessee Tech	91 75								
152	H	SIUE	61 72	277	H	Jacksonville St.	61 59								
338	H	Eastern Ill.	80 45	208	H	Eastern Ky.	94 66								
298	A	Morehead St.	96 75	148	A	ETSU	76 80								

Non-Div I Games: Trevecca Nazarene 97 75 Christian Bros. 74 55

Austin Peay

■ Loss,
 ■ Non-Conf,
 ■ S Site,
 ■ Home
 ■ A Away
 N Neutral

Average RPI Win:	157	WON-LOST	WINNING	LAST 10	STRENGTH OF	OPP. STRENGTH	TEAM	ADJ.	CONF.	ADJ CONF.
Average RPI Loss:	47	RECORD	PCT. RANK	GAMES	SCHEDULE	OF SCHEDULE	RPI	RPI	RPI	RPI
DIV. I ONLY	19- 4	24	10- 0	57	90	12	12	9	9	
DIV. I NON-CONF.	7- 3	91	0- 0	14	70	16	16	9	9	
TOTALS	RPI 1-25	RPI 26-50	W-L RECORDS	RPI 51-100	RPI 101-150	RPI 150+				
19- 4	1- 0	2- 2	OVERALL	3- 2	3- 0	10- 0				
9- 0	0- 0	1- 0	HOME	2- 0	1- 0	5- 0				
7- 3	0- 0	1- 1	AWAY	1- 2	2- 0	3- 0				
3- 1	1- 0	0- 1	NEUTRAL	0- 0	0- 0	2- 0				
7- 3	1- 0	0- 2	NON-CONFERENCE	1- 1	0- 0	5- 0				
3- 0	0- 0	0- 0	HOME	1- 0	0- 0	2- 0				
1- 2	0- 0	0- 1	AWAY	0- 1	0- 0	1- 0				
3- 1	1- 0	0- 1	NEUTRAL	0- 0	0- 0	2- 0				
12- 1	0- 0	2- 0	CONFERENCE	2- 1	3- 0	5- 0				
6- 0	0- 0	1- 0	HOME	1- 0	1- 0	3- 0				
6- 1	0- 0	1- 0	AWAY	1- 1	2- 0	2- 0				
0- 0	0- 0	0- 0	NEUTRAL	0- 0	0- 0	0- 0				

RPI 1-25				Team's RPI: 12		RPI 26-50				RPI 51-100				RPI 101+			
RPI	S	Opponent	Score	RPI	S	Opponent	Score	RPI	S	Opponent	Score	RPI	S	Opponent	Score		
18	N	Texas A&M	72 64	28	N	Georgia	58 66	62	A	Colorado St.	55 61	120	A	San Francisco	66 57		
				32	A	Oklahoma	47 73	65	A	San Diego	65 78	140	A	Pacific	67 57		
				49	A	St. Mary's (CA)	65 44	66	A	Santa Clara	68 63	140	H	Pacific	79 62		
				49	H	St. Mary's (CA)	65 59	70	H	Utah	73 59	151	N	Hawaii	67 56		
								89	H	Gonzaga	58 54	156	N	Penn St.	63 51		
												188	A	Weber St.	68 51		
												220	H	Utah Valley	78 62		
												221	H	Utah St.	81 69		
												244	A	Loyola Marymount	82 75		
												244	H	Loyola Marymount	75 61		
												268	A	Pepperdine	77 66		
												268	H	Pepperdine	69 64		
												281	H	Portland	78 66		
LAST 12 Division I GAMES:																	
				49	A	St. Mary's (CA)	65 44	281	H	Portland	78 66						
				140	A	Pacific	67 57	89	H	Gonzaga	58 54						
				268	A	Pepperdine	77 66	120	A	San Francisco	66 57						
				244	A	Loyola Marymount	82 75	66	A	Santa Clara	68 63						
				268	H	Pepperdine	69 64	140	H	Pacific	79 62						
				244	H	Loyola Marymount	75 61	49	H	St. Mary's (CA)	65 59						

Non-Div I Games: BYU-Hawaii 85 40

BYU

■ Loss,
 ■ Non-Conf, S Site,
 ■ Home
 ■ Away
 N Neutral

Average RPI Win:	179	WON-LOST	WINNING	LAST 10	STRENGTH OF	OPP. STRENGTH	TEAM	ADJ.	CONF.	ADJ CONF.
Average RPI Loss:	44	RECORD	PCT. RANK	GAMES	SCHEDULE	OF SCHEDULE	RPI	RPI	RPI	RPI
DIV. I ONLY	15- 5	45	8- 2	91	101	54	54	11	11	
DIV. I NON-CONF.	7- 3	91	2- 0	222	87	100	100	13	13	
TOTALS	RPI 1-25	RPI 26-50	W-L RECORDS	RPI 51-100	RPI 101-150	RPI 150+				
15- 5	0- 1	0- 3	OVERALL	2- 1	6- 0	7- 0				
9- 1	0- 0	0- 1	HOME	2- 0	4- 0	3- 0				
5- 3	0- 0	0- 1	AWAY	0- 0	2- 0	3- 0				
1- 1	0- 1	0- 0	NEUTRAL	0- 0	0- 0	1- 0				
7- 3	0- 1	0- 1	NON-CONFERENCE	2- 1	0- 0	5- 0				
4- 0	0- 0	0- 0	HOME	2- 0	0- 0	2- 0				
2- 2	0- 0	0- 1	AWAY	0- 1	0- 0	2- 0				
1- 1	0- 1	0- 0	NEUTRAL	0- 0	0- 0	1- 0				
8- 2	0- 0	0- 2	CONFERENCE	0- 0	6- 0	2- 0				
5- 1	0- 0	0- 1	HOME	0- 0	4- 0	1- 0				
3- 1	0- 0	0- 1	AWAY	0- 0	2- 0	1- 0				
0- 0	0- 0	0- 0	NEUTRAL	0- 0	0- 0	0- 0				

RPI S	Opponent	Score	RPI S	Opponent	Score	RPI S	Opponent	Score	RPI S	Opponent	Score
20 N	Florida	79 85	31 A	Ohio	48 73	56 H	Western Ky.	74 60	107 H	Akron	78 71
			31 H	Ohio	67 68	79 H	Saint Louis	79 70	109 H	Toledo	75 69
			48 A	Purdue	63 73	90 A	Charlotte	66 72	111 H	Eastern Mich.	76 54
									124 A	Western Mich.	77 53
									133 A	Buffalo	59 57
									133 H	Buffalo	68 63
									189 H	Butler	58 50
									231 A	Bowling Green	67 56
									238 N	Massachusetts	81 54
									251 H	Miami (OH)	66 41
									266 H	Austin Peay	72 44
									319 A	Evansville	73 53
									333 A	Lipscomb	72 60
LAST 12 Division I GAMES:											
133 A	Buffalo	59 57	133 H	Buffalo	68 63						
107 H	Akron	78 71	251 H	Miami (OH)	66 41						
31 H	Ohio	67 68	31 A	Ohio	48 73						
124 A	Western Mich.	77 53	109 H	Toledo	75 69						
111 H	Eastern Mich.	76 54	79 H	Saint Louis	79 70						
231 A	Bowling Green	67 56	319 A	Evansville	73 53						

Non-Div I Games: Ohio Valley 94 45

Ball St.

■ Loss,
 ■ Non-Conf, S Site,
 ■ Home
 ■ Away
 N Neutral

Average RPI Win: 108	WON-LOST	WINNING	LAST 10	STRENGTH OF	OPP. STRENGTH	TEAM	ADJ.	CONF.	ADJ CONF.
Average RPI Loss: 16	RECORD	PCT. RANK	GAMES	SCHEDULE	OF SCHEDULE	RPI	RPI	RPI	RPI
DIV. I ONLY	23- 1	2	10- 0	24	25	4	4	3	3
DIV. I NON-CONF.	13- 0	1	1- 0	42	66	4	4	3	3
TOTALS	RPI 1-25	RPI 26-50	W-L RECORDS	RPI 51-100	RPI 101-150	RPI 150+			
23- 1	3- 1	6- 0	OVERALL	3- 0	3- 0	8- 0			
15- 0	1- 0	4- 0	HOME	1- 0	3- 0	6- 0			
4- 1	1- 1	1- 0	AWAY	1- 0	0- 0	1- 0			
4- 0	1- 0	1- 0	NEUTRAL	1- 0	0- 0	1- 0			
13- 0	2- 0	2- 0	NON-CONFERENCE	1- 0	2- 0	6- 0			
9- 0	1- 0	1- 0	HOME	0- 0	2- 0	5- 0			
0- 0	0- 0	0- 0	AWAY	0- 0	0- 0	0- 0			
4- 0	1- 0	1- 0	NEUTRAL	1- 0	0- 0	1- 0			
10- 1	1- 1	4- 0	CONFERENCE	2- 0	1- 0	2- 0			
6- 0	0- 0	3- 0	HOME	1- 0	1- 0	1- 0			
4- 1	1- 1	1- 0	AWAY	1- 0	0- 0	1- 0			
0- 0	0- 0	0- 0	NEUTRAL	0- 0	0- 0	0- 0			

RPI	S	Opponent	Score	RPI	S	Opponent	Score	RPI	S	Opponent	Score	RPI	S	Opponent	Score
9	A	Texas	80 67	32	H	Oklahoma	78 68	53	N	James Madison	77 63	131	H	Texas Tech	69 43
13	N	Michigan St.	84 76	36	A	West Virginia	71 61	93	H	TCU	72 55	136	H	Southern Miss.	97 42
16	A	Oklahoma St.	45 52	36	H	West Virginia	69 64	94	A	Iowa St.	77 61	144	H	Texas-Arlington	62 20
19	H	DePaul	86 72	38	N	Miami (FL)	88 81					159	H	Oral Roberts	97 39
				39	H	South Fla.	66 63					172	H	McNeese St.	105 46
				44	H	Kansas St.	87 52					173	H	Northwestern St.	86 44
												190	A	Kansas	58 40
												190	H	Kansas	81 49
												207	N	Cincinnati	72 34
												230	H	Grambling	96 42
												243	H	Rice	89 38
LAST 12 Division I GAMES:															
190	H	Kansas	81 49	36	H	West Virginia	69 64								
44	H	Kansas St.	87 52	93	H	TCU	72 55								
36	A	West Virginia	71 61	190	A	Kansas	58 40								
131	H	Texas Tech	69 43	32	H	Oklahoma	78 68								
94	A	Iowa St.	77 61	16	A	Oklahoma St.	45 52								
9	A	Texas	80 67	53	N	James Madison	77 63								

Non-Div I Games:

Baylor

Average RPI Win:	262	WON-LOST	WINNING	LAST 10	STRENGTH OF	OPP. STRENGTH	TEAM	ADJ.	CONF.	ADJ CONF.
Average RPI Loss:	86	RECORD	PCT. RANK	GAMES	SCHEDULE	OF SCHEDULE	RPI	RPI	RPI	RPI
DIV. I ONLY	14- 7	87	8- 2	252	209	110	110	24	24	
DIV. I NON-CONF.	6- 5	146	0- 2	123	129	92	92	23	23	
TOTALS	RPI 1-25	RPI 26-50	W-L RECORDS	RPI 51-100	RPI 101-150	RPI 150+				
14- 7	0- 2	0- 0	OVERALL	0- 2	1- 1	13- 2				
9- 0	0- 0	0- 0	HOME	0- 0	0- 0	9- 0				
5- 7	0- 2	0- 0	AWAY	0- 2	1- 1	4- 2				
0- 0	0- 0	0- 0	NEUTRAL	0- 0	0- 0	0- 0				
6- 5	0- 2	0- 0	NON-CONFERENCE	0- 2	1- 1	5- 0				
3- 0	0- 0	0- 0	HOME	0- 0	0- 0	3- 0				
3- 5	0- 2	0- 0	AWAY	0- 2	1- 1	2- 0				
0- 0	0- 0	0- 0	NEUTRAL	0- 0	0- 0	0- 0				
8- 2	0- 0	0- 0	CONFERENCE	0- 0	0- 0	8- 2				
6- 0	0- 0	0- 0	HOME	0- 0	0- 0	6- 0				
2- 2	0- 0	0- 0	AWAY	0- 0	0- 0	2- 2				
0- 0	0- 0	0- 0	NEUTRAL	0- 0	0- 0	0- 0				

RPI 1-25				RPI 26-50				RPI 51-100				RPI 101+ Team's RPI: 110			
RPI	S	Opponent	Score	RPI	S	Opponent	Score	RPI	S	Opponent	Score	RPI	S	Opponent	Score
5	A	Ohio St.	56 84					56	A	Western Ky.	65 80	113	A	IUPUI	59 62
21	A	Green Bay	62 66					57	A	Chattanooga	53 62	128	A	Wake Forest	78 64
												152	A	SIUE	60 73
												169	H	UAB	63 62
												191	H	Troy	102 93
												198	A	Southeast Mo. St.	74 81
												208	H	Eastern Ky.	72 61
												241	H	Tennessee St.	80 65
												266	H	Austin Peay	88 82
												277	A	Jacksonville St.	44 32
												284	A	Tennessee Tech	80 79
												293	H	Murray St.	87 61
												298	H	Morehead St.	99 71
												302	H	Cleveland St.	76 58
												333	A	Lipscomb	90 68
												338	H	Eastern Ill.	89 61
												345	A	Alabama A&M	78 28
LAST 12 Division I GAMES:															
208	H	Eastern Ky.	72 61	293	H	Murray St.	87 61								
298	H	Morehead St.	99 71	338	H	Eastern Ill.	89 61								
284	A	Tennessee Tech	80 79	152	A	SIUE	60 73								
241	H	Tennessee St.	80 65	198	A	Southeast Mo. St.	74 81								
277	A	Jacksonville St.	44 32	56	A	Western Ky.	65 80								
266	H	Austin Peay	88 82	21	A	Green Bay	62 66								

Non-Div I Games: Young Harris 80 31 Trevecca Nazarene 86 59

Belmont

Loss, Non-Conf, S Site, H Home A Away N Neutral

Average RPI Win:	295	WON-LOST	WINNING	LAST 10	STRENGTH OF	OPP. STRENGTH	TEAM	ADJ.	CONF.	ADJ CONF.
Average RPI Loss:	185	RECORD	PCT. RANK	GAMES	SCHEDULE	OF SCHEDULE	RPI	RPI	RPI	RPI
DIV. I ONLY	12- 9	128	8- 2	334	316	248	248	30	30	
DIV. I NON-CONF.	4- 7	222	2- 1	270	302	261	261	30	30	
TOTALS	RPI 1-25	RPI 26-50	W-L RECORDS	RPI 51-100	RPI 101-150	RPI 150+				
12- 9	0- 0	0- 1	OVERALL	0- 0	0- 1	12- 7				
6- 3	0- 0	0- 0	HOME	0- 0	0- 1	6- 2				
4- 4	0- 0	0- 0	AWAY	0- 0	0- 0	4- 0				
2- 2	0- 0	0- 0	NEUTRAL	0- 0	0- 0	2- 2				
4- 7	0- 0	0- 1	NON-CONFERENCE	0- 0	0- 1	4- 5				
0- 3	0- 0	0- 0	HOME	0- 0	0- 1	0- 2				
2- 2	0- 0	0- 1	AWAY	0- 0	0- 0	2- 1				
2- 2	0- 0	0- 0	NEUTRAL	0- 0	0- 0	2- 2				
8- 2	0- 0	0- 0	CONFERENCE	0- 0	0- 0	8- 2				
6- 0	0- 0	0- 0	HOME	0- 0	0- 0	6- 0				
2- 2	0- 0	0- 0	AWAY	0- 0	0- 0	2- 2				
0- 0	0- 0	0- 0	NEUTRAL	0- 0	0- 0	0- 0				

RPI 1-25			RPI 26-50			RPI 51-100			RPI 101+ Team's RPI: 248		
RPI	S	Opponent	Score	RPI	S	Opponent	Score	RPI	S	Opponent	Score
				38	A	Miami (FL)	47 55	147	H	Brown	61 68
								161	A	Fla. Atlantic	60 82
								163	H	Jacksonville	53 63
								167	A	Hampton	45 60
								178	H	Stetson	38 62
								218	H	Morgan St.	63 48
								227	N	Western Ill.	59 75
								253	H	Coppin St.	69 56
								263	N	Georgia St.	61 68
								270	N	Ga. Southern	65 49
								294	H	Savannah St.	50 44
								297	H	Florida A&M	67 60
								299	A	North Florida	53 49
								300	A	Western Caro.	66 59
								303	H	Delaware St.	66 35
								313	H	South Carolina St.	65 50
								320	A	UMES	71 76
								325	N	LIU Brooklyn	68 55
								327	A	Howard	81 77
								346	A	Norfolk St.	53 45
LAST 12 Division I GAMES:											
303	H	Delaware St.	66 35	253	H	Coppin St.	69 56				
294	H	Savannah St.	50 44	346	A	Norfolk St.	53 45				
297	H	Florida A&M	67 60	167	A	Hampton	45 60				
327	A	Howard	81 77	325	N	LIU Brooklyn	68 55				
320	A	UMES	71 76	161	A	Fla. Atlantic	60 82				
218	H	Morgan St.	63 48	270	N	Ga. Southern	65 49				

Non-Div I Games: Warner 100 28 Edward Waters 67 48

Bethune-Cookman

Loss, Non-Conf, S Site, H Home A Away N Neutral

Average RPI Win:	265	WON-LOST	WINNING	LAST 10	STRENGTH OF	OPP. STRENGTH	TEAM	ADJ.	CONF.	ADJ CONF.
Average RPI Loss:	148	RECORD	PCT. RANK	GAMES	SCHEDULE	OF SCHEDULE	RPI	RPI	RPI	RPI
DIV. I ONLY	7- 14	257	5- 5	144	274	214	214	15	15	
DIV. I NON-CONF.	2- 8	290	0- 0	204	324	293	293	18	18	
TOTALS	RPI 1-25	RPI 26-50	W-L RECORDS	RPI 51-100	RPI 101-150	RPI 150+				
7- 14	0- 0	0- 0	OVERALL	0- 5	1- 3	6- 6				
4- 2	0- 0	0- 0	HOME	0- 2	1- 0	3- 0				
3- 12	0- 0	0- 0	AWAY	0- 3	0- 3	3- 6				
0- 0	0- 0	0- 0	NEUTRAL	0- 0	0- 0	0- 0				
2- 8	0- 0	0- 0	NON-CONFERENCE	0- 2	0- 2	2- 4				
2- 0	0- 0	0- 0	HOME	0- 0	0- 0	2- 0				
0- 8	0- 0	0- 0	AWAY	0- 2	0- 2	0- 4				
0- 0	0- 0	0- 0	NEUTRAL	0- 0	0- 0	0- 0				
5- 6	0- 0	0- 0	CONFERENCE	0- 3	1- 1	4- 2				
2- 2	0- 0	0- 0	HOME	0- 2	1- 0	1- 0				
3- 4	0- 0	0- 0	AWAY	0- 1	0- 1	3- 2				
0- 0	0- 0	0- 0	NEUTRAL	0- 0	0- 0	0- 0				

RPI S	Opponent	Score	RPI S	Opponent	Score	RPI S	Opponent	Score	RPI S	Opponent	Score	Team's RPI: 214
						51	A Albany (NY)	58 64	112	A Stony Brook	58 64	
						51	H Albany (NY)	47 59	112	H Stony Brook	54 47	
						75	A Michigan	62 90	135	A Xavier	55 64	
						88	H Maine	38 52	147	A Brown	65 67	
						100	A Bucknell	46 76	164	A Cornell	57 64	
									183	A UMBC	51 62	
									216	A Canisius	50 80	
									223	A Hartford	53 47	
									228	A Columbia	64 71	
									258	A Sacred Heart	60 69	
									265	A New Hampshire	49 64	
									265	H New Hampshire	51 50	
									287	A Vermont	57 53	
									308	H Colgate	63 56	
									317	A UMass Lowell	75 70	
									341	H NJIT	54 50	
LAST 12 Division I GAMES:												
			51	A Albany (NY)	58 64	287	A Vermont	57 53				
			265	A New Hampshire	49 64	51	H Albany (NY)	47 59				
			112	H Stony Brook	54 47	223	A Hartford	53 47				
			88	H Maine	38 52	265	H New Hampshire	51 50				
			183	A UMBC	51 62	112	A Stony Brook	58 64				
			317	A UMass Lowell	75 70	164	A Cornell	57 64				

Non-Div I Games: Cedar Crest 74 18 Misericordia 73 44 Nyack 65 33

Binghamton

Average RPI Win:	232	WON-LOST	WINNING	LAST 10	STRENGTH OF	OPP. STRENGTH	TEAM	ADJ.	CONF.	ADJ CONF.
Average RPI Loss:	121	RECORD	PCT. RANK	GAMES	SCHEDULE	OF SCHEDULE	RPI	RPI	RPI	RPI
DIV. I ONLY	14- 6	68	9- 1	249	194	129	129	19	19	
DIV. I NON-CONF.	5- 4	138	1- 0	248	154	190	190	20	20	
TOTALS	RPI 1-25	RPI 26-50	W-L RECORDS	RPI 51-100	RPI 101-150	RPI 150+				
14- 6	0- 0	0- 0	OVERALL	0- 3	0- 1	14- 2				
6- 3	0- 0	0- 0	HOME	0- 1	0- 0	6- 2				
7- 2	0- 0	0- 0	AWAY	0- 1	0- 1	7- 0				
1- 1	0- 0	0- 0	NEUTRAL	0- 1	0- 0	1- 0				
5- 4	0- 0	0- 0	NON-CONFERENCE	0- 2	0- 0	5- 2				
1- 3	0- 0	0- 0	HOME	0- 1	0- 0	1- 2				
3- 0	0- 0	0- 0	AWAY	0- 0	0- 0	3- 0				
1- 1	0- 0	0- 0	NEUTRAL	0- 1	0- 0	1- 0				
9- 2	0- 0	0- 0	CONFERENCE	0- 1	0- 1	9- 0				
5- 0	0- 0	0- 0	HOME	0- 0	0- 0	5- 0				
4- 2	0- 0	0- 0	AWAY	0- 1	0- 1	4- 0				
0- 0	0- 0	0- 0	NEUTRAL	0- 0	0- 0	0- 0				

RPI 1-25			RPI 26-50			RPI 51-100			RPI 101+ Team's RPI: 129		
RPI	S	Opponent	Score	RPI	S	Opponent	Score	RPI	S	Opponent	Score
						55 N Auburn	53 55	122 A Fresno St.		57 62	
						62 A Colorado St.	64 68	174 H Col. of Charleston		61 38	
						67 H Washington St.	52 57	178 N Stetson		71 65	
								180 H UNLV		75 56	
								184 A Eastern Wash.		84 79	
								187 A New Mexico		81 60	
								199 H Idaho St.		77 80	
								210 A San Jose St.		78 75	
								220 H Utah Valley		70 72	
								221 A Utah St.		63 58	
								221 H Utah St.		84 78	
								249 A Seattle		84 66	
								252 H Wyoming		58 49	
								261 A San Diego St.		75 45	
								281 A Portland		89 49	
								313 H Nevada		66 58	
								343 H Air Force		61 48	
LAST 12 Division I GAMES:											
343	H	Air Force	61 48	261	A	San Diego St.	75 45				
221	A	Utah St.	63 58	313	H	Nevada	66 58				
187	A	New Mexico	81 60	122	A	Fresno St.	57 62				
180	H	UNLV	75 56	221	H	Utah St.	84 78				
252	H	Wyoming	58 49	62	A	Colorado St.	64 68				
210	A	San Jose St.	78 75	184	A	Eastern Wash.	84 79				

Non-Div I Games: Concordia Portland 84 77 Cal St. L.A. 58 44

Boise St.

Loss, Non-Conf, S Site, H Home A Away N Neutral

Average RPI Win:	195	WON-LOST	WINNING	LAST 10	STRENGTH OF	OPP. STRENGTH	TEAM	ADJ.	CONF.	ADJ CONF.
Average RPI Loss:	56	RECORD	PCT. RANK	GAMES	SCHEDULE	OF SCHEDULE	RPI	RPI	RPI	RPI
DIV. I ONLY	13- 10	139	2- 8	87	64	103	103	5	5	
DIV. I NON-CONF.	12- 1	9	2- 0	261	143	63	63	5	5	
TOTALS	RPI 1-25	RPI 26-50	W-L RECORDS	RPI 51-100	RPI 101-150	RPI 150+				
13- 10	0- 2	1- 4	OVERALL	2- 2	2- 2	8- 0				
8- 4	0- 1	0- 1	HOME	1- 0	2- 2	5- 0				
4- 5	0- 1	1- 2	AWAY	0- 2	0- 0	3- 0				
1- 1	0- 0	0- 1	NEUTRAL	1- 0	0- 0	0- 0				
12- 1	0- 0	1- 1	NON-CONFERENCE	2- 0	1- 0	8- 0				
7- 0	0- 0	0- 0	HOME	1- 0	1- 0	5- 0				
4- 0	0- 0	1- 0	AWAY	0- 0	0- 0	3- 0				
1- 1	0- 0	0- 1	NEUTRAL	1- 0	0- 0	0- 0				
1- 9	0- 2	0- 3	CONFERENCE	0- 2	1- 2	0- 0				
1- 4	0- 1	0- 1	HOME	0- 0	1- 2	0- 0				
0- 5	0- 1	0- 2	AWAY	0- 2	0- 0	0- 0				
0- 0	0- 0	0- 0	NEUTRAL	0- 0	0- 0	0- 0				

RPI 1-25				RPI 26-50				RPI 51-100				RPI 101+				Team's RPI: 103
RPI	S	Opponent	Score	RPI	S	Opponent	Score	RPI	S	Opponent	Score	RPI	S	Opponent	Score	
1	H	Notre Dame	50 63	27	A	Syracuse	61 62	70	N	Utah	76 51	106	H	North Carolina	78 86	
14	A	Florida St.	42 75	32	N	Oklahoma	61 76	76	A	Georgia Tech	56 62	108	H	Yale	73 60	
				38	H	Miami (FL)	62 67	88	H	Maine	55 48	128	H	Wake Forest	59 65	
				41	A	Duke	51 71	92	A	Virginia Tech	33 58	146	H	Pittsburgh	54 43	
				48	A	Purdue	58 56					194	A	Northeastern	71 45	
												212	H	Bryant	74 59	
												223	H	Hartford	62 28	
												250	A	Providence	67 41	
												265	H	New Hampshire	71 51	
												271	H	Holy Cross	60 51	
												317	H	UMass Lowell	66 55	
												347	A	Boston U.	58 37	
LAST 12 Division I GAMES:																
106	H	North Carolina	78 86	41	A	Duke	51 71									
38	H	Miami (FL)	62 67	1	H	Notre Dame	50 63									
76	A	Georgia Tech	56 62	108	H	Yale	73 60									
27	A	Syracuse	61 62	14	A	Florida St.	42 75									
128	H	Wake Forest	59 65	92	A	Virginia Tech	33 58									
146	H	Pittsburgh	54 43	212	H	Bryant	74 59									

Non-Div I Games:

Boston College

■ Loss,
 ■ Non-Conf,
 ■ S Site,
 ■ H Home
 ■ A Away
 N Neutral

Average RPI Win: 258	WON-LOST	WINNING	LAST 10	STRENGTH OF	OPP. STRENGTH	TEAM	ADJ.	CONF.	ADJ CONF.
Average RPI Loss: 225	RECORD	PCT. RANK	GAMES	SCHEDULE	OF SCHEDULE	RPI	RPI	RPI	RPI
DIV. I ONLY	2- 20	342	2- 8	327	281	347	347	29	29
DIV. I NON-CONF.	0- 11	338	0- 1	322	205	349	349	29	29
TOTALS	RPI 1-25	RPI 26-50	W-L RECORDS	RPI 51-100	RPI 101-150	RPI 150+			
2- 20	0- 0	0- 0	OVERALL	0- 2	0- 2	2- 16			
2- 10	0- 0	0- 0	HOME	0- 1	0- 1	2- 8			
0- 10	0- 0	0- 0	AWAY	0- 0	0- 0	0- 3			
0- 0	0- 0	0- 0	NEUTRAL	0- 0	0- 0	0- 0			
0- 11	0- 0	0- 0	NON-CONFERENCE	0- 1	0- 2	0- 8			
0- 6	0- 0	0- 0	HOME	0- 1	0- 1	0- 4			
0- 5	0- 0	0- 0	AWAY	0- 0	0- 1	0- 4			
0- 0	0- 0	0- 0	NEUTRAL	0- 0	0- 0	0- 0			
2- 9	0- 0	0- 0	CONFERENCE	0- 1	0- 0	2- 8			
2- 4	0- 0	0- 0	HOME	0- 0	0- 0	2- 4			
0- 5	0- 0	0- 0	AWAY	0- 1	0- 0	0- 4			
0- 0	0- 0	0- 0	NEUTRAL	0- 0	0- 0	0- 0			

RPI S	Opponent	Score	RPI S	Opponent	Score	RPI S	Opponent	Score	RPI S	Opponent	Score	Team's RPI: 347
						51	H Albany (NY)	43 83	103	H Boston College	37 58	
						100	A Bucknell	56 74	143	A Harvard	55 73	
									185	H Marist	54 73	
									194	H Northeastern	44 77	
									195	H Rhode Island	41 57	
									202	A Lehigh	48 72	
									202	H Lehigh	66 73	
									238	A Massachusetts	56 73	
									254	H American	63 59	
									255	A Loyola Maryland	54 63	
									262	A Navy	56 67	
									262	H Navy	51 49	
									265	A New Hampshire	52 69	
									269	A Dartmouth	52 72	
									271	H Holy Cross	41 60	
									287	H Vermont	45 60	
									308	H Colgate	63 72	
									317	A UMass Lowell	57 70	
									326	A Lafayette	56 71	
									326	H Lafayette	64 71	
LAST 12 Division I GAMES:												
326	H Lafayette	64 71	254	H American	63 59							
262	H Navy	51 49	326	A Lafayette	56 71							
202	A Lehigh	48 72	262	A Navy	56 67							
100	A Bucknell	56 74	202	H Lehigh	66 73							
308	H Colgate	63 72	271	H Holy Cross	41 60							
255	A Loyola Maryland	54 63	287	H Vermont	45 60							

Non-Div I Games:

Boston U.

Bowling Green

Through Games Of Feb. 9, 2016

Average RPI Win:	258	WON-LOST	WINNING	LAST 10	STRENGTH OF	OPP. STRENGTH	TEAM	ADJ.	CONF.	ADJ CONF.
Average RPI Loss:	121	RECORD	PCT. RANK	GAMES	SCHEDULE	OF SCHEDULE	RPI	RPI	RPI	RPI
DIV. I ONLY	8- 11	214	4- 6	221	159	231	231	11	11	
DIV. I NON-CONF.	4- 5	193	0- 2	326	209	286	286	13	13	
TOTALS	RPI 1-25	RPI 26-50	W-L RECORDS	RPI 51-100	RPI 101-150	RPI 150+				
8- 11	0- 0	0- 1	OVERALL	0- 4	1- 3	7- 3				
5- 4	0- 0	0- 1	HOME	0- 2	1- 1	4- 0				
2- 6	0- 0	0- 0	AWAY	0- 2	0- 2	2- 2				
1- 1	0- 0	0- 0	NEUTRAL	0- 0	0- 0	1- 1				
4- 5	0- 0	0- 0	NON-CONFERENCE	0- 2	0- 0	4- 3				
3- 1	0- 0	0- 0	HOME	0- 1	0- 0	3- 0				
0- 3	0- 0	0- 0	AWAY	0- 1	0- 0	0- 2				
1- 1	0- 0	0- 0	NEUTRAL	0- 0	0- 0	1- 1				
4- 6	0- 0	0- 1	CONFERENCE	0- 2	1- 3	3- 0				
2- 3	0- 0	0- 1	HOME	0- 1	1- 1	1- 0				
2- 3	0- 0	0- 0	AWAY	0- 1	0- 2	2- 0				
0- 0	0- 0	0- 0	NEUTRAL	0- 0	0- 0	0- 0				

RPI 1-25			RPI 26-50			RPI 51-100			RPI 101+			Team's RPI: 231
RPI	S	Opponent	Score	RPI	S	Opponent	Score	RPI	S	Opponent	Score	
				31	H	Ohio	57 72	54	H	Ball St.	56 67	107 H Akron 55 71
								59	H	South Dakota St.	45 58	109 A Toledo 61 75
								82	A	Central Mich.	75 76	111 H Eastern Mich. 67 63
								96	A	Virginia	39 68	124 A Western Mich. 45 74
												163 N Jacksonville 72 69
												165 N Davidson 56 60
												207 A Cincinnati 51 54
												251 A Miami (OH) 64 58
												256 A Northern Ill. 58 43
												302 A Cleveland St. 48 69
												315 H Bradley 66 53
												316 H Illinois St. 70 52
												319 H Evansville 74 56
												331 H Kent St. 71 49
LAST 12 Division I GAMES:												
				82	A	Central Mich.	75 76	107	H	Akron	55 71	
				109	A	Toledo	61 75	31	H	Ohio	57 72	
				111	H	Eastern Mich.	67 63	124	A	Western Mich.	45 74	
				331	H	Kent St.	71 49	251	A	Miami (OH)	64 58	
				256	A	Northern Ill.	58 43	59	H	South Dakota St.	45 58	
				54	H	Ball St.	56 67	96	A	Virginia	39 68	

Non-Div I Games:

Bowling Green

■ Loss,
 ■ Non-Conf,
 ■ S Site,
 ■ H Home
 ■ A Away
 N Neutral

Average RPI Win: 289	WON-LOST	WINNING	LAST 10	STRENGTH OF	OPP. STRENGTH	TEAM	ADJ.	CONF.	ADJ CONF.
Average RPI Loss: 164	RECORD	PCT. RANK	GAMES	SCHEDULE	OF SCHEDULE	RPI	RPI	RPI	RPI
DIV. I ONLY	5- 16	293	2- 8	285	195	315	315	21	21
DIV. I NON-CONF.	3- 7	248	0- 1	245	215	259	259	17	17
TOTALS	RPI 1-25	RPI 26-50	W-L RECORDS	RPI 51-100	RPI 101-150	RPI 150+			
5- 16	0- 0	0- 2	OVERALL	0- 3	0- 4	5- 7			
3- 8	0- 0	0- 1	HOME	0- 2	0- 3	3- 2			
2- 8	0- 0	0- 1	AWAY	0- 1	0- 1	2- 5			
0- 0	0- 0	0- 0	NEUTRAL	0- 0	0- 0	0- 0			
3- 7	0- 0	0- 2	NON-CONFERENCE	0- 1	0- 1	3- 3			
1- 3	0- 0	0- 1	HOME	0- 0	0- 1	1- 1			
2- 4	0- 0	0- 1	AWAY	0- 1	0- 0	2- 2			
0- 0	0- 0	0- 0	NEUTRAL	0- 0	0- 0	0- 0			
2- 9	0- 0	0- 0	CONFERENCE	0- 2	0- 3	2- 4			
2- 5	0- 0	0- 0	HOME	0- 2	0- 2	2- 1			
0- 4	0- 0	0- 0	AWAY	0- 0	0- 1	0- 3			
0- 0	0- 0	0- 0	NEUTRAL	0- 0	0- 0	0- 0			

RPI S	Opponent	Score	RPI S	Opponent	Score	RPI S	Opponent	Score	RPI S	Opponent	Score	Team's RPI: 315
32	H Oklahoma	46 79	79	A Saint Louis	58 75	124	H Western Mich.	59 72				
50	A Iowa	53 60	87	H Missouri St.	44 55	131	H UNI	47 55				
			97	H Drake	64 76	138	A Southern Ill.	49 75				
						138	H Southern Ill.	51 65				
						155	H Loyola Chicago	54 67				
						162	A Detroit	75 67				
						222	H Ill.-Chicago	56 66				
						231	A Bowling Green	53 66				
						247	A Indiana St.	37 59				
						256	A Northern Ill.	64 68				
						292	H Wichita St.	50 44				
						316	A Illinois St.	49 54				
						319	A Evansville	46 62				
						319	H Evansville	66 52				
						331	H Kent St.	68 60				
						339	A Chicago St.	66 60				
LAST 12 Division I GAMES:												
138	H Southern Ill.	51 65	292	H Wichita St.	50 44							
319	H Evansville	66 52	87	H Missouri St.	44 55							
131	H UNI	47 55	319	A Evansville	46 62							
97	H Drake	64 76	138	A Southern Ill.	49 75							
247	A Indiana St.	37 59	155	H Loyola Chicago	54 67							
316	A Illinois St.	49 54	79	A Saint Louis	58 75							

Non-Div I Games: Eureka 87 47

Bradley

Average RPI Win:	258	WON-LOST	WINNING	LAST 10	STRENGTH OF	OPP. STRENGTH	TEAM	ADJ.	CONF.	ADJ CONF.
Average RPI Loss:	147	RECORD	PCT. RANK	GAMES	SCHEDULE	OF SCHEDULE	RPI	RPI	RPI	RPI
DIV. I ONLY	11- 7	109	3- 6	284	239	147	147	10	10	
DIV. I NON-CONF.	10- 2	33	4- 1	337	333	147	147	11	11	
TOTALS	RPI 1-25	RPI 26-50	W-L RECORDS	RPI 51-100	RPI 101-150	RPI 150+				
11- 7	0- 0	0- 2	OVERALL	0- 0	0- 2	11- 3				
5- 1	0- 0	0- 0	HOME	0- 0	0- 1	5- 0				
6- 6	0- 0	0- 2	AWAY	0- 0	0- 1	6- 3				
0- 0	0- 0	0- 0	NEUTRAL	0- 0	0- 0	0- 0				
10- 2	0- 0	0- 0	NON-CONFERENCE	0- 0	0- 0	10- 2				
5- 0	0- 0	0- 0	HOME	0- 0	0- 0	5- 0				
5- 2	0- 0	0- 0	AWAY	0- 0	0- 0	5- 2				
0- 0	0- 0	0- 0	NEUTRAL	0- 0	0- 0	0- 0				
1- 5	0- 0	0- 2	CONFERENCE	0- 0	0- 2	1- 1				
0- 1	0- 0	0- 0	HOME	0- 0	0- 1	0- 0				
1- 4	0- 0	0- 2	AWAY	0- 0	0- 1	1- 1				
0- 0	0- 0	0- 0	NEUTRAL	0- 0	0- 0	0- 0				

RPI S	Opponent	Score	RPI S	Opponent	Score	RPI S	Opponent	Score	RPI S	Opponent	Score	Team's RPI: 147
45	A Penn	49 66	47	A Princeton	53 72				108	A Yale	54 81	
									108	H Yale	39 48	
									164	A Cornell	70 85	
									195	H Rhode Island	67 63	
									212	A Bryant	84 67	
									214	H Binghamton	67 65	
									218	H Morgan St.	72 45	
									224	A Manhattan	56 80	
									228	A Columbia	73 63	
									248	A Bethune-Cookman	68 61	
									250	H Providence	57 47	
									287	H Vermont	71 54	
									312	A Fairleigh Dickinson	63 48	
									331	A Kent St.	62 57	
									334	A Saint Peter's	67 79	
									341	A NJIT	74 49	
LAST 12 Division I GAMES:												
228	A Columbia	73 63	341	A NJIT	74 49							
164	A Cornell	70 85	334	A Saint Peter's	67 79							
45	A Penn	49 66	312	A Fairleigh Dickinson	63 48							
47	A Princeton	53 72	331	A Kent St.	62 57							
108	H Yale	39 48	212	A Bryant	84 67							
108	A Yale	54 81	214	H Binghamton	67 65							

Non-Div I Games: Mount Ida 114 28 Rhode Island Col. 90 35

Brown

Loss, Non-Conf, S Site, H Home A Away N Neutral

Average RPI Win: 292	WON-LOST	WINNING	LAST 10	STRENGTH OF	OPP. STRENGTH	TEAM	ADJ.	CONF.	ADJ CONF.
Average RPI Loss: 175	RECORD	PCT. RANK	GAMES	SCHEDULE	OF SCHEDULE	RPI	RPI	RPI	RPI
DIV. I ONLY	13- 10	139	8- 2	320	329	212	212	31	31
DIV. I NON-CONF.	3- 8	258	0- 0	279	229	302	302	32	32
TOTALS	RPI 1-25	RPI 26-50	W-L RECORDS	RPI 51-100	RPI 101-150	RPI 150+			
13- 10	0- 0	0- 1	OVERALL	0- 1	0- 2	13- 6			
6- 3	0- 0	0- 0	HOME	0- 0	0- 1	6- 2			
7- 7	0- 0	0- 1	AWAY	0- 1	0- 1	7- 4			
0- 0	0- 0	0- 0	NEUTRAL	0- 0	0- 0	0- 0			
3- 8	0- 0	0- 1	NON-CONFERENCE	0- 1	0- 2	3- 4			
2- 3	0- 0	0- 0	HOME	0- 0	0- 1	2- 2			
1- 5	0- 0	0- 1	AWAY	0- 1	0- 1	1- 2			
0- 0	0- 0	0- 0	NEUTRAL	0- 0	0- 0	0- 0			
10- 2	0- 0	0- 0	CONFERENCE	0- 0	0- 0	10- 2			
4- 0	0- 0	0- 0	HOME	0- 0	0- 0	4- 0			
6- 2	0- 0	0- 0	AWAY	0- 0	0- 0	6- 2			
0- 0	0- 0	0- 0	NEUTRAL	0- 0	0- 0	0- 0			

RPI S	Opponent	Score	RPI S	Opponent	Score	RPI S	Opponent	Score	RPI S	Opponent	Score	Team's RPI: 212
29	A Seton Hall	57 93	88	A Maine	38 76	103	A Boston College	59 74	147	H Brown	67 84	
						164	H Cornell	62 70	186	A Robert Morris	53 55	
						186	H Robert Morris	71 65	238	H Massachusetts	69 86	
						250	A Providence	78 88	258	A Sacred Heart	61 59	
						265	H New Hampshire	55 42	271	A Holy Cross	64 65	
						275	A Saint Francis (PA)	72 85	275	H Saint Francis (PA)	84 72	
						276	A Central Conn. St.	65 53	276	H Central Conn. St.	70 56	
						287	H Vermont	68 52	312	A Fairleigh Dickinson	70 41	
						317	A UMass Lowell	83 64	325	H LIU Brooklyn	63 55	
						337	A Mt. St. Mary's	70 59	342	A Wagner	82 71	
						344	A St. Francis Brooklyn	70 42				
LAST 12 Division I GAMES:												
275	A Saint Francis (PA)	72 85	344	A St. Francis Brooklyn	70 42							
186	A Robert Morris	53 55	325	H LIU Brooklyn	63 55							
276	A Central Conn. St.	65 53	337	A Mt. St. Mary's	70 59							
258	A Sacred Heart	61 59	342	A Wagner	82 71							
275	H Saint Francis (PA)	84 72	312	A Fairleigh Dickinson	70 41							
186	H Robert Morris	71 65	276	H Central Conn. St.	70 56							

Non-Div I Games:

Bryant

■ Loss,
 ■ Non-Conf,
 ■ S Site,
 ■ Home
 ■ A Away
 N Neutral

Average RPI Win:	255	WON-LOST	WINNING	LAST 10	STRENGTH OF	OPP. STRENGTH	TEAM	ADJ.	CONF.	ADJ CONF.
Average RPI Loss:	135	RECORD	PCT. RANK	GAMES	SCHEDULE	OF SCHEDULE	RPI	RPI	RPI	RPI
DIV. I ONLY	16- 6	60	9- 1	207	295	100	100	29	29	
DIV. I NON-CONF.	6- 5	146	0- 1	233	288	170	170	29	29	
TOTALS	RPI 1-25	RPI 26-50	W-L RECORDS	RPI 51-100	RPI 101-150	RPI 150+				
16- 6	0- 1	0- 0	OVERALL	1- 1	0- 1	15- 3				
10- 1	0- 0	0- 0	HOME	1- 0	0- 1	9- 0				
6- 5	0- 1	0- 0	AWAY	0- 1	0- 0	6- 3				
0- 0	0- 0	0- 0	NEUTRAL	0- 0	0- 0	0- 0				
6- 5	0- 1	0- 0	NON-CONFERENCE	0- 0	0- 1	6- 3				
4- 1	0- 0	0- 0	HOME	0- 0	0- 1	4- 0				
2- 4	0- 1	0- 0	AWAY	0- 0	0- 0	2- 3				
0- 0	0- 0	0- 0	NEUTRAL	0- 0	0- 0	0- 0				
10- 1	0- 0	0- 0	CONFERENCE	1- 1	0- 0	9- 0				
6- 0	0- 0	0- 0	HOME	1- 0	0- 0	5- 0				
4- 1	0- 0	0- 0	AWAY	0- 1	0- 0	4- 0				
0- 0	0- 0	0- 0	NEUTRAL	0- 0	0- 0	0- 0				

RPI 1-25				RPI 26-50				RPI 51-100 Team's RPI: 100				RPI 101+			
RPI	S	Opponent	Score	RPI	S	Opponent	Score	RPI	S	Opponent	Score	RPI	S	Opponent	Score
1	A	Notre Dame	54 85					68	A	Army West Point	63 68	123	H	Youngstown St.	47 55
								68	H	Army West Point	79 69	183	A	UMBC	52 65
												193	H	Delaware	80 51
												202	H	Lehigh	80 77
												214	H	Binghamton	76 46
												216	A	Canisius	56 61
												218	A	Morgan St.	50 64
												224	A	Manhattan	61 56
												254	A	American	66 60
												254	H	American	60 54
												255	H	Loyola Maryland	71 64
												262	A	Navy	51 41
												271	A	Holy Cross	58 51
												271	H	Holy Cross	74 64
												302	A	Cleveland St.	59 57
												308	A	Colgate	71 51
												312	H	Fairleigh Dickinson	72 62
												337	H	Mt. St. Mary's	71 45
												347	H	Boston U.	74 56
LAST 12 Division I GAMES:															
271	H	Holy Cross	74 64	202	H	Lehigh	80 77								
254	H	American	60 54	271	A	Holy Cross	58 51								
68	A	Army West Point	63 68	254	A	American	66 60								
347	H	Boston U.	74 56	68	H	Army West Point	79 69								
255	H	Loyola Maryland	71 64	262	A	Navy	51 41								
308	A	Colgate	71 51	218	A	Morgan St.	50 64								

Non-Div I Games:

Bucknell

Average RPI Win: 221	WON-LOST	WINNING	LAST 10	STRENGTH OF	OPP. STRENGTH	TEAM	ADJ.	CONF.	ADJ CONF.
Average RPI Loss: 109	RECORD	PCT. RANK	GAMES	SCHEDULE	OF SCHEDULE	RPI	RPI	RPI	RPI
DIV. I ONLY	11- 10	158	3- 7	127	173	133	133	11	11
DIV. I NON-CONF.	8- 3	77	2- 0	200	239	95	95	13	13
TOTALS	RPI 1-25	RPI 26-50	W-L RECORDS	RPI 51-100	RPI 101-150	RPI 150+			
11- 10	0- 1	1- 1	OVERALL	1- 3	0- 3	9- 2			
5- 4	0- 1	1- 0	HOME	1- 1	0- 2	3- 0			
5- 6	0- 0	0- 1	AWAY	0- 2	0- 1	5- 2			
1- 0	0- 0	0- 0	NEUTRAL	0- 0	0- 0	1- 0			
8- 3	0- 1	0- 1	NON-CONFERENCE	0- 1	0- 0	8- 0			
3- 1	0- 1	0- 0	HOME	0- 0	0- 0	3- 0			
4- 2	0- 0	0- 1	AWAY	0- 1	0- 0	4- 0			
1- 0	0- 0	0- 0	NEUTRAL	0- 0	0- 0	1- 0			
3- 7	0- 0	1- 0	CONFERENCE	1- 2	0- 3	1- 2			
2- 3	0- 0	1- 0	HOME	1- 1	0- 2	0- 0			
1- 4	0- 0	0- 0	AWAY	0- 1	0- 1	1- 2			
0- 0	0- 0	0- 0	NEUTRAL	0- 0	0- 0	0- 0			

RPI 1-25				RPI 26-50				RPI 51-100				RPI 101+ Team's RPI: 133			
RPI	S	Opponent	Score	RPI	S	Opponent	Score	RPI	S	Opponent	Score	RPI	S	Opponent	Score
24	H	Duquesne	62 79	31	H	Ohio	51 43	54	A	Ball St.	63 68	107	H	Akron	61 69
				34	A	St. Bonaventure	32 59	54	H	Ball St.	57 59	111	A	Eastern Mich.	56 67
								77	A	Hofstra	36 79	124	H	Western Mich.	78 92
								82	H	Central Mich.	67 61	164	H	Cornell	59 41
												216	H	Canisius	54 40
												235	N	Clemson	61 51
												238	A	Massachusetts	56 48
												251	A	Miami (OH)	58 69
												256	A	Northern Ill.	74 76
												258	A	Sacred Heart	66 53
												259	A	UCF	66 60
												288	A	Niagara	57 48
												325	H	LIU Brooklyn	55 38
												331	A	Kent St.	77 66
LAST 12 Division I GAMES:															
				54	H	Ball St.	57 59	54	A	Ball St.	63 68				
				31	H	Ohio	51 43	331	A	Kent St.	77 66				
				256	A	Northern Ill.	74 76	82	H	Central Mich.	67 61				
				251	A	Miami (OH)	58 69	111	A	Eastern Mich.	56 67				
				124	H	Western Mich.	78 92	258	A	Sacred Heart	66 53				
				107	H	Akron	61 69	288	A	Niagara	57 48				

Non-Div I Games:

Buffalo

■ Loss,
■ Non-Conf, S Site,
■ Home
■ Away
N Neutral

Average RPI Win:	191	WON-LOST	WINNING	LAST 10	STRENGTH OF	OPP. STRENGTH	TEAM	ADJ.	CONF.	ADJ CONF.
Average RPI Loss:	83	RECORD	PCT. RANK	GAMES	SCHEDULE	OF SCHEDULE	RPI	RPI	RPI	RPI
DIV. I ONLY	8- 15	251	2- 8	100	44	189	189	6	6	
DIV. I NON-CONF.	5- 6	180	0- 0	127	20	141	141	6	6	
TOTALS	RPI 1-25	RPI 26-50	W-L RECORDS	RPI 51-100	RPI 101-150	RPI 150+				
8- 15	0- 2	0- 3	OVERALL	1- 5	2- 4	5- 1				
5- 6	0- 2	0- 0	HOME	1- 2	2- 2	2- 0				
2- 9	0- 0	0- 3	AWAY	0- 3	0- 2	2- 1				
1- 0	0- 0	0- 0	NEUTRAL	0- 0	0- 0	1- 0				
5- 6	0- 1	0- 1	NON-CONFERENCE	1- 3	1- 0	3- 1				
3- 1	0- 1	0- 0	HOME	1- 0	1- 0	1- 0				
1- 5	0- 0	0- 1	AWAY	0- 3	0- 0	1- 1				
1- 0	0- 0	0- 0	NEUTRAL	0- 0	0- 0	1- 0				
3- 9	0- 1	0- 2	CONFERENCE	0- 2	1- 4	2- 0				
2- 5	0- 1	0- 0	HOME	0- 2	1- 2	1- 0				
1- 4	0- 0	0- 2	AWAY	0- 0	0- 2	1- 0				
0- 0	0- 0	0- 0	NEUTRAL	0- 0	0- 0	0- 0				

RPI 1-25				RPI 26-50				RPI 51-100				RPI 101+ Team's RPI: 189			
RPI	S	Opponent	Score	RPI	S	Opponent	Score	RPI	S	Opponent	Score	RPI	S	Opponent	Score
19	H	DePaul	54 61	29	A	Seton Hall	77 98	54	A	Ball St.	50 58	105	H	Georgetown	82 76
21	H	Green Bay	46 55	30	A	St. John's (NY)	41 68	57	A	Chattanooga	49 60	117	A	Creighton	49 77
				39	A	South Fla.	77 87	64	H	Villanova	45 57	117	H	Creighton	42 52
								84	H	Marquette	64 80	130	H	Arkansas	63 57
								93	H	TCU	65 53	135	A	Xavier	47 55
								99	A	Wright St.	53 66	135	H	Xavier	63 73
												206	H	Valparaiso	72 53
												235	N	Clemson	54 50
												247	A	Indiana St.	63 70
												250	A	Providence	77 67
												250	H	Providence	65 50
												259	A	UCF	71 63
LAST 12 Division I GAMES:															
250	H	Providence	65 50	19	H	DePaul	54 61	117	A	Creighton	49 77	250	A	Providence	77 67
117	H	Creighton	42 52	135	H	Xavier	63 73	105	H	Georgetown	82 76	64	H	Villanova	45 57
135	A	Xavier	47 55	29	A	Seton Hall	77 98								
29	A	Seton Hall	77 98	30	A	St. John's (NY)	41 68								
30	A	St. John's (NY)	41 68	84	H	Marquette	64 80								

Non-Div I Games:

Butler

■ Loss,
■ Non-Conf,
■ S Site,
■ H Home
■ A Away
N Neutral

CSU Bakersfield

Through Games Of Feb. 9, 2016

Average RPI Win:	272	WON-LOST	WINNING	LAST 10	STRENGTH OF	OPP. STRENGTH	TEAM	ADJ.	CONF.	ADJ CONF.
Average RPI Loss:	127	RECORD	PCT. RANK	GAMES	SCHEDULE	OF SCHEDULE	RPI	RPI	RPI	RPI
DIV. I ONLY	8- 16	257	6- 4	164	153	246	246	25	25	
DIV. I NON-CONF.	3- 12	290	1- 2	85	29	243	243	25	25	
TOTALS	RPI 1-25	RPI 26-50	W-L RECORDS	RPI 51-100	RPI 101-150	RPI 150+				
8- 16	0- 5	0- 0	OVERALL	0- 1	0- 3	8- 7				
6- 5	0- 0	0- 0	HOME	0- 0	0- 1	6- 4				
2- 9	0- 3	0- 0	AWAY	0- 1	0- 2	2- 3				
0- 2	0- 2	0- 0	NEUTRAL	0- 0	0- 0	0- 0				
3- 12	0- 5	0- 0	NON-CONFERENCE	0- 1	0- 2	3- 4				
3- 3	0- 0	0- 0	HOME	0- 0	0- 1	3- 2				
0- 7	0- 3	0- 0	AWAY	0- 1	0- 1	0- 2				
0- 2	0- 2	0- 0	NEUTRAL	0- 0	0- 0	0- 0				
5- 4	0- 0	0- 0	CONFERENCE	0- 0	0- 1	5- 3				
3- 2	0- 0	0- 0	HOME	0- 0	0- 0	3- 2				
2- 2	0- 0	0- 0	AWAY	0- 0	0- 1	2- 1				
0- 0	0- 0	0- 0	NEUTRAL	0- 0	0- 0	0- 0				

RPI 1-25				RPI 26-50				RPI 51-100				RPI 101+ Team's RPI: 246			
RPI	S	Opponent	Score	RPI	S	Opponent	Score	RPI	S	Opponent	Score	RPI	S	Opponent	Score
3	N	South Carolina	71 90					69	A	UC Riverside	61 81	102	A	New Mexico St.	63 86
6	A	Stanford	41 83									122	A	Fresno St.	52 57
7	A	Oregon St.	51 75									140	H	Pacific	74 80
8	N	Arizona St.	47 60									151	A	Hawaii	60 74
10	A	UCLA	68 82									151	H	Hawaii	55 65
												182	A	UTRGV	46 60
												192	H	Cal Poly	57 52
												210	H	San Jose St.	90 88
												220	H	Utah Valley	61 54
												233	H	Grand Canyon	51 61
												249	H	Seattle	76 68
												267	A	UC Santa Barbara	60 61
												268	H	Pepperdine	73 76
												307	A	UMKC	78 68
												307	H	UMKC	40 56
												323	H	UC Irvine	65 39
												339	A	Chicago St.	74 61
												339	H	Chicago St.	76 43
LAST 12 Division I GAMES:															
339	A	Chicago St.	74 61	249	H	Seattle	76 68								
307	A	UMKC	78 68	307	H	UMKC	40 56								
220	H	Utah Valley	61 54	339	H	Chicago St.	76 43								
233	H	Grand Canyon	51 61	323	H	UC Irvine	65 39								
102	A	New Mexico St.	63 86	151	H	Hawaii	55 65								
182	A	UTRGV	46 60	6	A	Stanford	41 83								

Non-Div I Games:

CSU Bakersfield

Loss, Non-Conf, S Site, H Home A Away N Neutral

CSUN				STRENGTH OF SCHEDULE	OPP. STRENGTH OF SCHEDULE	TEAM RPI	ADJ. RPI	CONF. RPI	ADJ CONF. RPI
Average RPI Win:	250	WON-LOST RECORD	WINNING PCT. RANK						
Average RPI Loss:	156		LAST 10 GAMES						
DIV. I ONLY	5- 18	305	3- 7	200	151	283	283	22	22
DIV. I NON-CONF.	2- 12	311	0- 3	218	55	289	289	22	22
TOTALS	RPI 1-25	RPI 26-50	W-L RECORDS	RPI 51-100	RPI 101-150	RPI 150+			
5- 18	0- 1	0- 2	OVERALL	0- 4	0- 2	5- 9			
3- 6	0- 0	0- 2	HOME	0- 0	0- 0	3- 4			
2- 12	0- 1	0- 0	AWAY	0- 4	0- 2	2- 5			
0- 0	0- 0	0- 0	NEUTRAL	0- 0	0- 0	0- 0			
2- 12	0- 1	0- 2	NON-CONFERENCE	0- 3	0- 1	2- 5			
1- 4	0- 0	0- 2	HOME	0- 0	0- 0	1- 2			
1- 8	0- 1	0- 0	AWAY	0- 3	0- 1	1- 3			
0- 0	0- 0	0- 0	NEUTRAL	0- 0	0- 0	0- 0			
3- 6	0- 0	0- 0	CONFERENCE	0- 1	0- 1	3- 4			
2- 2	0- 0	0- 0	HOME	0- 0	0- 0	2- 2			
1- 4	0- 0	0- 0	AWAY	0- 1	0- 1	1- 2			
0- 0	0- 0	0- 0	NEUTRAL	0- 0	0- 0	0- 0			

RPI 1-25				RPI 26-50				RPI 51-100				RPI 101+ Team's RPI: 283			
RPI	S	Opponent	Score	RPI	S	Opponent	Score	RPI	S	Opponent	Score	RPI	S	Opponent	Score
8	A	Arizona St.	46 69	28	H	Georgia	58 83	65	A	San Diego	64 86	137	A	Idaho	50 106
				49	H	St. Mary's (CA)	59 93	69	A	UC Riverside	76 83	149	A	Long Beach St.	71 74
								70	A	Utah	56 97	151	A	Hawaii	50 77
								74	A	California	44 106	151	H	Hawaii	63 60
												156	H	Penn St.	81 73
												184	A	Eastern Wash.	59 70
												192	A	Cal Poly	62 66
												196	H	UC Davis	52 75
												249	H	Seattle	56 62
												261	H	San Diego St.	65 67
												267	H	UC Santa Barbara	49 65
												281	A	Portland	68 62
												322	A	Portland St.	77 83
												323	A	UC Irvine	83 64
												330	A	Southern Utah	65 67
												340	H	Cal St. Fullerton	79 52
LAST 12 Division I GAMES:															
69	A	UC Riverside	76 83	267	H	UC Santa Barbara	49 65								
149	A	Long Beach St.	71 74	151	A	Hawaii	50 77								
340	H	Cal St. Fullerton	79 52	196	H	UC Davis	52 75								
323	A	UC Irvine	83 64	249	H	Seattle	56 62								
151	H	Hawaii	63 60	74	A	California	44 106								
192	A	Cal Poly	62 66	8	A	Arizona St.	46 69								

Non-Div I Games:

CSUN

■ Loss,
 ■ Non-Conf,
 ■ S Site,
 ■ H Home
 ■ A Away
 N Neutral

Average RPI Loss: 132

Average RPI Win:	247	WON-LOST	WINNING	LAST 10	STRENGTH OF	OPP. STRENGTH	TEAM	ADJ.	CONF.	ADJ CONF.
Average RPI Loss:	132	RECORD	PCT. RANK	GAMES	SCHEDULE	OF SCHEDULE	RPI	RPI	RPI	RPI
DIV. I ONLY	11- 11	167	5- 5	212	216	192	192	22	22	
DIV. I NON-CONF.	7- 6	156	1- 2	126	152	120	120	22	22	
TOTALS	RPI 1-25	RPI 26-50	W-L RECORDS	RPI 51-100	RPI 101-150	RPI 150+				
11- 11	0- 1	0- 1	OVERALL	0- 3	2- 1	9- 5				
7- 3	0- 0	0- 0	HOME	0- 1	1- 0	6- 2				
4- 7	0- 1	0- 1	AWAY	0- 2	1- 1	3- 2				
0- 1	0- 0	0- 0	NEUTRAL	0- 0	0- 0	0- 1				
7- 6	0- 1	0- 1	NON-CONFERENCE	0- 2	2- 0	5- 2				
4- 1	0- 0	0- 0	HOME	0- 1	1- 0	3- 0				
3- 4	0- 1	0- 1	AWAY	0- 1	1- 0	2- 1				
0- 1	0- 0	0- 0	NEUTRAL	0- 0	0- 0	0- 1				
4- 5	0- 0	0- 0	CONFERENCE	0- 1	0- 1	4- 3				
3- 2	0- 0	0- 0	HOME	0- 0	0- 0	3- 2				
1- 3	0- 0	0- 0	AWAY	0- 1	0- 1	1- 1				
0- 0	0- 0	0- 0	NEUTRAL	0- 0	0- 0	0- 0				

RPI 1-25				RPI 26-50				RPI 51-100				RPI 101+ Team's RPI: 192			
RPI	S	Opponent	Score	RPI	S	Opponent	Score	RPI	S	Opponent	Score	RPI	S	Opponent	Score
7	A	Oregon St.	43 80	49	A	St. Mary's (CA)	83 87	66	H	Santa Clara	63 69	120	A	San Francisco	62 61
								69	A	UC Riverside	83 93	122	H	Fresno St.	64 60
								74	A	California	57 82	149	A	Long Beach St.	53 65
												151	H	Hawaii	58 64
												160	H	Montana St.	66 57
												182	N	UTRGV	58 66
												196	H	UC Davis	57 75
												205	H	Sacramento St.	97 72
												244	H	Loyola Marymount	70 58
												246	A	CSU Bakersfield	52 57
												267	A	UC Santa Barbara	67 78
												268	A	Pepperdine	61 47
												283	H	CSUN	66 62
												323	A	UC Irvine	72 54
												323	H	UC Irvine	50 38
												328	A	A&M-Corpus Christi	56 45
												340	H	Cal St. Fullerton	51 46
LAST 12 Division I GAMES:															
323	H	UC Irvine	50 38	340	H	Cal St. Fullerton	51 46								
151	H	Hawaii	58 64	323	A	UC Irvine	72 54								
149	A	Long Beach St.	53 65	267	A	UC Santa Barbara	67 78								
69	A	UC Riverside	83 93	205	H	Sacramento St.	97 72								
196	H	UC Davis	57 75	7	A	Oregon St.	43 80								
283	H	CSUN	66 62	246	A	CSU Bakersfield	52 57								

Non-Div I Games:

Cal Poly

Loss, Non-Conf, S Site, H Home A Away N Neutral

Average RPI Win:	283	WON-LOST	WINNING	LAST 10	STRENGTH OF	OPP. STRENGTH	TEAM	ADJ.	CONF.	ADJ CONF.
Average RPI Loss:	213	RECORD	PCT. RANK	GAMES	SCHEDULE	OF SCHEDULE	RPI	RPI	RPI	RPI
DIV. I ONLY	2- 21	345	0- 10	264	326	340	340	22	22	
DIV. I NON-CONF.	2- 12	311	0- 3	252	340	328	328	22	22	
TOTALS	RPI 1-25	RPI 26-50	W-L RECORDS	RPI 51-100	RPI 101-150	RPI 150+				
2- 21	0- 0	0- 0	OVERALL	0- 1	0- 2	2- 18				
1- 9	0- 0	0- 0	HOME	0- 1	0- 1	1- 7				
1- 11	0- 0	0- 0	AWAY	0- 0	0- 1	1- 10				
0- 1	0- 0	0- 0	NEUTRAL	0- 0	0- 0	0- 1				
2- 12	0- 0	0- 0	NON-CONFERENCE	0- 1	0- 0	2- 11				
1- 5	0- 0	0- 0	HOME	0- 1	0- 0	1- 4				
1- 6	0- 0	0- 0	AWAY	0- 0	0- 0	1- 6				
0- 1	0- 0	0- 0	NEUTRAL	0- 0	0- 0	0- 1				
0- 9	0- 0	0- 0	CONFERENCE	0- 0	0- 2	0- 7				
0- 4	0- 0	0- 0	HOME	0- 0	0- 1	0- 3				
0- 5	0- 0	0- 0	AWAY	0- 0	0- 1	0- 4				
0- 0	0- 0	0- 0	NEUTRAL	0- 0	0- 0	0- 0				

RPI 1-25				RPI 26-50				RPI 51-100				RPI 101+				Team's RPI: 340	
RPI	S	Opponent	Score	RPI	S	Opponent	Score	RPI	S	Opponent	Score	RPI	S	Opponent	Score		
								65	H	San Diego	44	53	149	A	Long Beach St.	57	62
													149	H	Long Beach St.	61	82
													151	A	Hawaii	53	62
													157	A	SMU	53	74
													160	A	Montana St.	66	89
													164	H	Cornell	47	59
													184	H	Eastern Wash.	57	68
													188	H	Weber St.	40	60
													192	A	Cal Poly	46	51
													196	H	UC Davis	59	63
													225	A	Montana	51	86
													244	A	Loyola Marymount	75	73
													252	H	Wyoming	56	61
													256	N	Northern Ill.	49	72
													261	A	San Diego St.	43	54
													267	A	UC Santa Barbara	49	79
													267	H	UC Santa Barbara	47	65
													268	A	Pepperdine	75	81
													283	A	CSUN	52	79
													321	A	North Dakota St.	64	79
													322	H	Portland St.	84	69
													323	H	UC Irvine	58	62
LAST 12 Division I GAMES:																	
196	H	UC Davis	59	63	192	A	Cal Poly	46	51								
267	A	UC Santa Barbara	49	79	267	H	UC Santa Barbara	47	65								
283	A	CSUN	52	79	149	H	Long Beach St.	61	82								
151	A	Hawaii	53	62	321	A	North Dakota St.	64	79								
323	H	UC Irvine	58	62	164	H	Cornell	47	59								
149	A	Long Beach St.	57	62	261	A	San Diego St.	43	54								

Non-Div I Games:

Cal St. Fullerton

■ Loss,
 ■ Non-Conf,
 ■ S Site,
 ■ H Home
 ■ A Away
 N Neutral

California

Through Games Of Feb. 9, 2016

Average RPI Win:	133	WON-LOST	WINNING	LAST 10	STRENGTH OF	OPP. STRENGTH	TEAM	ADJ.	CONF.	ADJ CONF.
Average RPI Loss:	34	RECORD	PCT. RANK	GAMES	SCHEDULE	OF SCHEDULE	RPI	RPI	RPI	RPI
DIV. I ONLY	11- 12	182	2- 8	12	3	74	74	1	1	
DIV. I NON-CONF.	8- 2	51	0- 0	65	44	43	43	1	1	
TOTALS	RPI 1-25	RPI 26-50	W-L RECORDS	RPI 51-100	RPI 101-150	RPI 150+				
11- 12	2- 6	0- 3	OVERALL	3- 2	1- 1	5- 0				
8- 4	1- 1	0- 2	HOME	3- 1	0- 0	4- 0				
2- 7	1- 1	0- 0	AWAY	0- 0	0- 0	1- 0				
1- 1	0- 1	0- 0	NEUTRAL	0- 0	1- 0	0- 0				
8- 2	1- 1	0- 1	NON-CONFERENCE	2- 0	1- 0	4- 0				
5- 1	0- 0	0- 1	HOME	2- 0	0- 0	3- 0				
2- 0	1- 0	0- 0	AWAY	0- 0	0- 0	1- 0				
1- 1	0- 1	0- 0	NEUTRAL	0- 0	1- 0	0- 0				
3- 10	1- 5	0- 2	CONFERENCE	1- 2	0- 1	1- 0				
3- 3	1- 1	0- 1	HOME	1- 1	0- 0	1- 0				
0- 7	0- 4	0- 1	AWAY	0- 1	0- 1	0- 0				
0- 0	0- 0	0- 0	NEUTRAL	0- 0	0- 0	0- 0				

RPI 1-25				RPI 26-50				RPI 51-100 Team's RPI: 74				RPI 101+			
RPI	S	Opponent	Score	RPI	S	Opponent	Score	RPI	S	Opponent	Score	RPI	S	Opponent	Score
6	A	Stanford	46 53	26	A	Southern California	47 61	61	A	Oregon	59 69	101	N	Liberty	77 72
6	H	Stanford	55 60	37	H	Washington	65 75	67	H	Washington St.	74 71	104	A	Arizona	52 57
7	A	Oregon St.	48 70	49	H	St. Mary's (CA)	63 64	69	H	UC Riverside	64 58	179	H	Colorado	64 35
8	A	Arizona St.	49 57					70	H	Utah	79 84	192	H	Cal Poly	82 57
10	A	UCLA	56 75					73	H	Nebraska	87 80	205	H	Sacramento St.	117 99
10	H	UCLA	108 104									266	A	Austin Peay	67 58
17	A	Louisville	75 71									283	H	CSUN	106 44
18	N	Texas A&M	58 75												
LAST 12 Division I GAMES:															
6	H	Stanford	55 60	61	A	Oregon	59 69								
6	A	Stanford	46 53	7	A	Oregon St.	48 70								
37	H	Washington	65 75	70	H	Utah	79 84								
67	H	Washington St.	74 71	179	H	Colorado	64 35								
26	A	Southern California	47 61	104	A	Arizona	52 57								
10	A	UCLA	56 75	8	A	Arizona St.	49 57								

Non-Div I Games:

California

■ Loss,
 ■ Non-Conf,
 ■ S Site,
 ■ H Home
 ■ A Away
 N Neutral

Average RPI Win:	307	WON-LOST	WINNING	LAST 10	STRENGTH OF	OPP. STRENGTH	TEAM	ADJ.	CONF.	ADJ CONF.
Average RPI Loss:	187	RECORD	PCT. RANK	GAMES	SCHEDULE	OF SCHEDULE	RPI	RPI	RPI	RPI
DIV. I ONLY	8- 13	239	2- 8	297	340	279	279	26	26	
DIV. I NON-CONF.	5- 3	118	0- 0	290	347	188	188	28	28	
TOTALS	RPI 1-25	RPI 26-50	W-L RECORDS	RPI 51-100	RPI 101-150	RPI 150+				
8- 13	0- 0	0- 0	OVERALL	0- 1	0- 5	8- 7				
4- 5	0- 0	0- 0	HOME	0- 0	0- 2	4- 3				
4- 7	0- 0	0- 0	AWAY	0- 1	0- 2	4- 4				
0- 1	0- 0	0- 0	NEUTRAL	0- 0	0- 1	0- 0				
5- 3	0- 0	0- 0	NON-CONFERENCE	0- 1	0- 2	5- 0				
3- 0	0- 0	0- 0	HOME	0- 0	0- 0	3- 0				
2- 2	0- 0	0- 0	AWAY	0- 1	0- 1	2- 0				
0- 1	0- 0	0- 0	NEUTRAL	0- 0	0- 1	0- 0				
3- 10	0- 0	0- 0	CONFERENCE	0- 0	0- 3	3- 7				
1- 5	0- 0	0- 0	HOME	0- 0	0- 2	1- 3				
2- 5	0- 0	0- 0	AWAY	0- 0	0- 1	2- 4				
0- 0	0- 0	0- 0	NEUTRAL	0- 0	0- 0	0- 0				

RPI 1-25			RPI 26-50			RPI 51-100				RPI 101+			Team's RPI: 279				
RPI	S	Opponent	Score	RPI	S	Opponent	Score	RPI	S	Opponent	Score	RPI	S	Opponent	Score		
								98	A	VCU	34	57	101	A	Liberty	55	67
													101	H	Liberty	52	62
													114	N	Central Ark.	34	57
													142	H	UNC Asheville	58	72
													148	A	ETSU	55	70
													211	H	Presbyterian	45	69
													215	A	Radford	59	62
													226	A	Gardner-Webb	56	68
													226	H	Gardner-Webb	35	70
													245	H	High Point	55	69
													274	H	N.C. A&T	56	55
													295	A	Coastal Caro.	83	70
													295	H	Coastal Caro.	73	52
													296	A	Charleston So.	57	65
													299	A	North Florida	66	55
													300	H	Western Caro.	73	66
													310	A	Longwood	73	56
													311	A	Winthrop	49	50
													337	H	Mt. St. Mary's	62	53
													349	A	N.C. Central	57	48
LAST 12 Division I GAMES:																	
				101	A	Liberty	55	67					245	H	High Point	55	69
				226	A	Gardner-Webb	56	68					215	A	Radford	59	62
				295	H	Coastal Caro.	73	52					310	A	Longwood	73	56
				296	A	Charleston So.	57	65					226	H	Gardner-Webb	35	70
				311	A	Winthrop	49	50					142	H	UNC Asheville	58	72
				211	H	Presbyterian	45	69					101	H	Liberty	52	62

Non-Div I Games: UNC Pembroke

62 67

Campbell

Average RPI Win:	256	WON-LOST	WINNING	LAST 10	STRENGTH OF	OPP. STRENGTH	TEAM	ADJ.	CONF.	ADJ CONF.
Average RPI Loss:	152	RECORD	PCT. RANK	GAMES	SCHEDULE	OF SCHEDULE	RPI	RPI	RPI	RPI
DIV. I ONLY	9- 14	234	2- 8	176	253	216	216	23	23	
DIV. I NON-CONF.	5- 4	138	0- 0	66	156	97	97	24	24	
TOTALS	RPI 1-25	RPI 26-50	W-L RECORDS	RPI 51-100	RPI 101-150	RPI 150+				
9- 14	0- 1	0- 1	OVERALL	1- 0	0- 6	8- 6				
4- 5	0- 0	0- 1	HOME	1- 0	0- 2	3- 2				
5- 9	0- 1	0- 0	AWAY	0- 0	0- 4	5- 4				
0- 0	0- 0	0- 0	NEUTRAL	0- 0	0- 0	0- 0				
5- 4	0- 1	0- 1	NON-CONFERENCE	1- 0	0- 2	4- 0				
3- 1	0- 0	0- 1	HOME	1- 0	0- 0	2- 0				
2- 3	0- 1	0- 0	AWAY	0- 0	0- 2	2- 0				
0- 0	0- 0	0- 0	NEUTRAL	0- 0	0- 0	0- 0				
4- 10	0- 0	0- 0	CONFERENCE	0- 0	0- 4	4- 6				
1- 4	0- 0	0- 0	HOME	0- 0	0- 2	1- 2				
3- 6	0- 0	0- 0	AWAY	0- 0	0- 2	3- 4				
0- 0	0- 0	0- 0	NEUTRAL	0- 0	0- 0	0- 0				

RPI 1-25				RPI 26-50				RPI 51-100				RPI 101+ Team's RPI: 216			
RPI	S	Opponent	Score	RPI	S	Opponent	Score	RPI	S	Opponent	Score	RPI	S	Opponent	Score
9	A	Texas	62 92	34	H	St. Bonaventure	47 59	100	H	Bucknell	61 56	115	A	Quinnipiac	54 63
												115	H	Quinnipiac	68 80
												116	A	Iona	56 79
												116	H	Iona	76 79
												123	A	Youngstown St.	51 53
												133	A	Buffalo	40 54
												194	A	Northeastern	68 57
												209	A	Fairfield	48 52
												209	H	Fairfield	50 51
												214	H	Binghamton	80 50
												217	A	Siena	57 61
												217	H	Siena	52 58
												224	A	Manhattan	55 77
												273	A	Lamar	57 55
												275	H	Saint Francis (PA)	77 52
												286	A	Monmouth	75 79
												288	A	Niagara	68 66
												291	A	Rider	73 64
												334	A	Saint Peter's	60 53
												334	H	Saint Peter's	54 42
LAST 12 Division I GAMES:															
286	A	Monmouth	75 79	115	H	Quinnipiac	68 80								
224	A	Manhattan	55 77	334	H	Saint Peter's	54 42								
116	H	Iona	76 79	116	A	Iona	56 79								
288	A	Niagara	68 66	115	A	Quinnipiac	54 63								
209	A	Fairfield	48 52	217	H	Siena	52 58								
217	A	Siena	57 61	209	H	Fairfield	50 51								

Non-Div I Games:

Canisius

■ Loss,
 ■ Non-Conf,
 ■ S Site,
 ■ H Home
 ■ A Away
 N Neutral

Central Ark.

Through Games Of Feb. 9, 2016

Average RPI Win:	282	WON-LOST	WINNING	LAST 10	STRENGTH OF	OPP. STRENGTH	TEAM	ADJ.	CONF.	ADJ CONF.
Average RPI Loss:	39	RECORD	PCT. RANK	GAMES	SCHEDULE	OF SCHEDULE	RPI	RPI	RPI	RPI
DIV. I ONLY	15- 2	10	9- 1	332	285	114	114	27	27	
DIV. I NON-CONF.	6- 1	27	1- 0	314	306	113	113	26	26	
TOTALS	RPI 1-25	RPI 26-50	W-L RECORDS	RPI 51-100	RPI 101-150	RPI 150+				
15- 2	0- 1	0- 0	OVERALL	0- 1	0- 0	15- 0				
6- 1	0- 0	0- 0	HOME	0- 1	0- 0	6- 0				
7- 1	0- 0	0- 0	AWAY	0- 0	0- 0	7- 0				
2- 0	0- 0	0- 0	NEUTRAL	0- 0	0- 0	2- 0				
6- 1	0- 1	0- 0	NON-CONFERENCE	0- 0	0- 0	6- 0				
2- 0	0- 0	0- 0	HOME	0- 0	0- 0	2- 0				
2- 1	0- 1	0- 0	AWAY	0- 0	0- 0	2- 0				
2- 0	0- 0	0- 0	NEUTRAL	0- 0	0- 0	2- 0				
9- 1	0- 0	0- 0	CONFERENCE	0- 1	0- 0	9- 0				
4- 1	0- 0	0- 0	HOME	0- 1	0- 0	4- 0				
5- 0	0- 0	0- 0	AWAY	0- 0	0- 0	5- 0				
0- 0	0- 0	0- 0	NEUTRAL	0- 0	0- 0	0- 0				

RPI 1-25				RPI 26-50				RPI 51-100				RPI 101+ Team's RPI: 114			
RPI	S	Opponent	Score	RPI	S	Opponent	Score	RPI	S	Opponent	Score	RPI	S	Opponent	Score
15	A	Tennessee	47 102					63	H	Abilene Christian	49 61	173	A	Northwestern St.	74 49
												198	A	Southeast Mo. St.	63 54
												232	A	Stephen F. Austin	55 53
												240	H	Houston Baptist	45 44
												273	H	Lamar	74 49
												279	N	Campbell	57 34
												293	A	Murray St.	61 51
												293	H	Murray St.	50 40
												304	H	Southeastern La.	80 58
												309	A	Nicholls St.	71 65
												313	N	South Carolina St.	51 38
												318	H	Alcorn	58 35
												328	A	A&M-Corpus Christi	66 55
												335	A	New Orleans	59 44
												335	H	New Orleans	67 55
LAST 12 Division I GAMES:															
335	H	New Orleans	67 55	273	H	Lamar	74 49								
304	H	Southeastern La.	80 58	232	A	Stephen F. Austin	55 53								
173	A	Northwestern St.	74 49	328	A	A&M-Corpus Christi	66 55								
309	A	Nicholls St.	71 65	63	H	Abilene Christian	49 61								
335	A	New Orleans	59 44	313	N	South Carolina St.	51 38								
240	H	Houston Baptist	45 44	279	N	Campbell	57 34								

Non-Div I Games: Central Baptist 70 37 Hendrix 72 43 Crowley's Ridge 93 38 Jarvis Christian 77 23
Central Ark.

Loss, Non-Conf, S Site, H Home A Away N Neutral

Average RPI Win:	284	WON-LOST	WINNING	LAST 10	STRENGTH OF	OPP. STRENGTH	TEAM	ADJ.	CONF.	ADJ CONF.
Average RPI Loss:	199	RECORD	PCT. RANK	GAMES	SCHEDULE	OF SCHEDULE	RPI	RPI	RPI	RPI
DIV. I ONLY	9- 14	234	6- 4	301	318	276	276	31	31	
DIV. I NON-CONF.	3- 8	258	0- 0	262	174	291	291	32	32	
TOTALS	RPI 1-25	RPI 26-50	W-L RECORDS	RPI 51-100	RPI 101-150	RPI 150+				
9- 14	0- 1	0- 0	OVERALL	0- 2	0- 0	9- 11				
6- 4	0- 0	0- 0	HOME	0- 0	0- 0	6- 4				
3- 10	0- 1	0- 0	AWAY	0- 2	0- 0	3- 7				
0- 0	0- 0	0- 0	NEUTRAL	0- 0	0- 0	0- 0				
3- 8	0- 1	0- 0	NON-CONFERENCE	0- 2	0- 0	3- 5				
3- 1	0- 0	0- 0	HOME	0- 0	0- 0	3- 1				
0- 7	0- 1	0- 0	AWAY	0- 2	0- 0	0- 4				
0- 0	0- 0	0- 0	NEUTRAL	0- 0	0- 0	0- 0				
6- 6	0- 0	0- 0	CONFERENCE	0- 0	0- 0	6- 6				
3- 3	0- 0	0- 0	HOME	0- 0	0- 0	3- 3				
3- 3	0- 0	0- 0	AWAY	0- 0	0- 0	3- 3				
0- 0	0- 0	0- 0	NEUTRAL	0- 0	0- 0	0- 0				

RPI 1-25			RPI 26-50			RPI 51-100			RPI 101+ Team's RPI: 276		
RPI	S	Opponent	Score	RPI	S	Opponent	Score	RPI	S	Opponent	Score
11	A	Maryland	43 86					153	A	Fordham	48 63
								156	A	Penn St.	47 73
								186	A	Robert Morris	55 72
								186	H	Robert Morris	48 39
								212	A	Bryant	56 70
								212	H	Bryant	53 65
								223	A	Hartford	41 49
								238	H	Massachusetts	78 68
								258	H	Sacred Heart	57 61
								265	H	New Hampshire	50 64
								269	H	Dartmouth	59 55
								275	A	Saint Francis (PA)	79 59
								275	H	Saint Francis (PA)	66 51
								287	A	Vermont	63 79
								312	A	Fairleigh Dickinson	78 75
								317	H	UMass Lowell	64 53
								325	H	LIU Brooklyn	45 59
								337	A	Mt. St. Mary's	48 54
								342	A	Wagner	62 52
								344	H	St. Francis Brooklyn	65 61
LAST 12 Division I GAMES:											
186	A	Robert Morris	55 72	258	H	Sacred Heart	57 61				
275	A	Saint Francis (PA)	79 59	342	A	Wagner	62 52				
212	H	Bryant	53 65	312	A	Fairleigh Dickinson	78 75				
344	H	St. Francis Brooklyn	65 61	337	A	Mt. St. Mary's	48 54				
186	H	Robert Morris	48 39	325	H	LIU Brooklyn	45 59				
275	H	Saint Francis (PA)	66 51	212	A	Bryant	56 70				

Non-Div I Games:

Central Conn. St.

■ Loss,
 ■ Non-Conf, S Site,
 ■ Home
 ■ Away
 N Neutral

Average RPI Win: 193	WON-LOST	WINNING	LAST 10	STRENGTH OF	OPP. STRENGTH	TEAM	ADJ.	CONF.	ADJ CONF.
Average RPI Loss: 111	RECORD	PCT. RANK	GAMES	SCHEDULE	OF SCHEDULE	RPI	RPI	RPI	RPI
DIV. I ONLY	15- 7	81	8- 2	137	140	82	82	11	11
DIV. I NON-CONF.	6- 5	146	0- 1	136	119	130	130	13	13
TOTALS	RPI 1-25	RPI 26-50	W-L RECORDS	RPI 51-100	RPI 101-150	RPI 150+			
15- 7	0- 1	0- 1	OVERALL	1- 1	4- 2	10- 2			
9- 2	0- 1	0- 0	HOME	1- 0	2- 1	6- 0			
5- 5	0- 0	0- 1	AWAY	0- 1	2- 1	3- 2			
1- 0	0- 0	0- 0	NEUTRAL	0- 0	0- 0	1- 0			
6- 5	0- 1	0- 0	NON-CONFERENCE	1- 1	0- 1	5- 2			
3- 2	0- 1	0- 0	HOME	1- 0	0- 1	2- 0			
2- 3	0- 0	0- 0	AWAY	0- 1	0- 0	2- 2			
1- 0	0- 0	0- 0	NEUTRAL	0- 0	0- 0	1- 0			
9- 2	0- 0	0- 1	CONFERENCE	0- 0	4- 1	5- 0			
6- 0	0- 0	0- 0	HOME	0- 0	2- 0	4- 0			
3- 2	0- 0	0- 1	AWAY	0- 0	2- 1	1- 0			
0- 0	0- 0	0- 0	NEUTRAL	0- 0	0- 0	0- 0			

RPI 1-25				RPI 26-50				RPI 51-100 Team's RPI: 82				RPI 101+			
RPI	S	Opponent	Score	RPI	S	Opponent	Score	RPI	S	Opponent	Score	RPI	S	Opponent	Score
24	H	Duquesne	49 68	31	A	Ohio	84 86	78	H	Middle Tenn.	81 59	107	A	Akron	97 77
								95	A	Saint Joseph's	66 76	107	H	Akron	81 60
												111	A	Eastern Mich.	66 65
												119	H	Memphis	61 64
												124	H	Western Mich.	53 51
												133	A	Buffalo	61 67
												152	H	SIUE	78 65
												154	A	Illinois	69 74
												155	A	Loyola Chicago	68 59
												203	A	Oakland	110 87
												222	A	Ill.-Chicago	63 66
												231	H	Bowling Green	76 75
												247	H	Indiana St.	85 65
												251	A	Miami (OH)	72 58
												251	H	Miami (OH)	77 54
												256	H	Northern Ill.	95 63
												291	N	Rider	76 58
												331	H	Kent St.	81 61
LAST 12 Division I GAMES:															
231	H	Bowling Green	76 75	31	A	Ohio	84 86	256	H	Northern Ill.	95 63	107	A	Akron	97 77
111	A	Eastern Mich.	66 65					133	A	Buffalo	61 67	331	H	Kent St.	81 61
251	H	Miami (OH)	77 54					95	A	Saint Joseph's	66 76				
124	H	Western Mich.	53 51												
107	H	Akron	81 60												
251	A	Miami (OH)	72 58												

Non-Div I Games:

Central Mich.

■ Loss,
■ Non-Conf, S Site,
■ Home
■ Away
N Neutral

Average RPI Win:	296	WON-LOST	WINNING	LAST 10	STRENGTH OF	OPP. STRENGTH	TEAM	ADJ.	CONF.	ADJ CONF.
Average RPI Loss:	190	RECORD	PCT. RANK	GAMES	SCHEDULE	OF SCHEDULE	RPI	RPI	RPI	RPI
DIV. I ONLY	8- 12	229	4- 6	339	229	296	296	26	26	
DIV. I NON-CONF.	2- 4	234	0- 0	349	62	341	341	28	28	
TOTALS	RPI 1-25	RPI 26-50	W-L RECORDS	RPI 51-100	RPI 101-150	RPI 150+				
8- 12	0- 0	0- 0	OVERALL	0- 1	0- 3	8- 8				
5- 4	0- 0	0- 0	HOME	0- 0	0- 2	5- 2				
3- 8	0- 0	0- 0	AWAY	0- 1	0- 1	3- 6				
0- 0	0- 0	0- 0	NEUTRAL	0- 0	0- 0	0- 0				
2- 4	0- 0	0- 0	NON-CONFERENCE	0- 1	0- 0	2- 3				
2- 0	0- 0	0- 0	HOME	0- 0	0- 0	2- 0				
0- 4	0- 0	0- 0	AWAY	0- 1	0- 0	0- 3				
0- 0	0- 0	0- 0	NEUTRAL	0- 0	0- 0	0- 0				
6- 8	0- 0	0- 0	CONFERENCE	0- 0	0- 3	6- 5				
3- 4	0- 0	0- 0	HOME	0- 0	0- 2	3- 2				
3- 4	0- 0	0- 0	AWAY	0- 0	0- 1	3- 3				
0- 0	0- 0	0- 0	NEUTRAL	0- 0	0- 0	0- 0				

RPI 1-25				RPI 26-50				RPI 51-100				RPI 101+				Team's RPI: 296	
RPI	S	Opponent	Score	RPI	S	Opponent	Score	RPI	S	Opponent	Score	RPI	S	Opponent	Score		
								96	A	Virginia	65 85	101	A	Liberty	40 51		
												101	H	Liberty	49 59		
												142	H	UNC Asheville	50 58		
												174	A	Col. of Charleston	66 81		
												211	A	Presbyterian	37 52		
												211	H	Presbyterian	49 63		
												215	A	Radford	40 55		
												226	A	Gardner-Webb	55 63		
												235	A	Clemson	36 43		
												245	A	High Point	64 62		
												270	A	Ga. Southern	51 64		
												279	H	Campbell	65 57		
												295	H	Coastal Caro.	62 73		
												300	H	Western Caro.	80 59		
												301	H	Wofford	74 64		
												310	A	Longwood	63 54		
												310	H	Longwood	66 58		
												311	A	Winthrop	58 50		
												311	H	Winthrop	54 51		
LAST 12 Division I GAMES:																	
				211	A	Presbyterian	37 52					295	H	Coastal Caro.	62 73		
				310	H	Longwood	66 58					226	A	Gardner-Webb	55 63		
				101	H	Liberty	49 59					142	H	UNC Asheville	50 58		
				311	A	Winthrop	58 50					245	A	High Point	64 62		
				279	H	Campbell	65 57					211	H	Presbyterian	49 63		
				215	A	Radford	40 55					310	A	Longwood	63 54		

Non-Div I Games: Paine 69 62 Columbia Int'l 67 35 Warner 73 53

Charleston So.

Average RPI Win: 185		WON-LOST	WINNING	LAST 10	STRENGTH OF	OPP. STRENGTH	TEAM	ADJ.	CONF.	ADJ CONF.
Average RPI Loss: 89		RECORD	PCT. RANK	GAMES	SCHEDULE	OF SCHEDULE	RPI	RPI	RPI	RPI
DIV. I ONLY		12- 9	128	5- 5	68	146	90	90	12	12
DIV. I NON-CONF.		7- 4	110	1- 1	37	167	59	59	10	10
TOTALS	RPI 1-25		RPI 26-50		W-L RECORDS	RPI 51-100	RPI 101-150		RPI 150+	
12- 9	0- 0		0- 3		OVERALL	1- 3	3- 0		8- 3	
8- 2	0- 0		0- 1		HOME	1- 0	1- 0		6- 1	
3- 7	0- 0		0- 2		AWAY	0- 3	1- 0		2- 2	
1- 0	0- 0		0- 0		NEUTRAL	0- 0	1- 0		0- 0	
7- 4	0- 0		0- 3		NON-CONFERENCE	1- 1	1- 0		5- 0	
4- 1	0- 0		0- 1		HOME	1- 0	0- 0		3- 0	
2- 3	0- 0		0- 2		AWAY	0- 1	0- 0		2- 0	
1- 0	0- 0		0- 0		NEUTRAL	0- 0	1- 0		0- 0	
5- 5	0- 0		0- 0		CONFERENCE	0- 2	2- 0		3- 3	
4- 1	0- 0		0- 0		HOME	0- 0	1- 0		3- 1	
1- 4	0- 0		0- 0		AWAY	0- 2	1- 0		0- 2	
0- 0	0- 0		0- 0		NEUTRAL	0- 0	0- 0		0- 0	

RPI 1-25				RPI 26-50				RPI 51-100				Team's RPI: 90				RPI 101+			
RPI	S	Opponent	Score	RPI	S	Opponent	Score	RPI	S	Opponent	Score	RPI	S	Opponent	Score	RPI	S	Opponent	Score
				33	A	Missouri	71 88	54	H	Ball St.	72 66	127	N	Mercer	72 62				
				38	H	Miami (FL)	70 77	56	A	Western Ky.	66 77	134	A	Marshall	64 61				
				40	A	North Carolina St.	65 72	71	A	Elon	83 90	136	H	Southern Miss.	80 59				
								78	A	Middle Tenn.	67 72	158	A	Old Dominion	85 94				
												158	H	Old Dominion	59 71				
												161	H	Fla. Atlantic	85 79				
												165	A	Davidson	99 88				
												166	H	Louisiana Tech	63 58				
												169	A	UAB	57 75				
												174	H	Col. of Charleston	89 61				
												186	H	Robert Morris	94 73				
												263	A	Georgia St.	83 71				
												306	H	FIU	87 74				
												349	H	N.C. Central	67 52				
LAST 12 Division I GAMES:																			
				158	A	Old Dominion	85 94	78	A	Middle Tenn.	67 72								
				161	H	Fla. Atlantic	85 79	166	H	Louisiana Tech	63 58								
				306	H	FIU	87 74	136	H	Southern Miss.	80 59								
				56	A	Western Ky.	66 77	158	H	Old Dominion	59 71								
				134	A	Marshall	64 61	33	A	Missouri	71 88								
				169	A	UAB	57 75	165	A	Davidson	99 88								

Non-Div I Games:

Charlotte

Loss, Non-Conf, S Site, H Home A Away N Neutral

Chattanooga

Through Games Of Feb. 9, 2016

Average RPI Win:	192	WON-LOST	WINNING	LAST 10	STRENGTH OF	OPP. STRENGTH	TEAM	ADJ.	CONF.	ADJ CONF.
Average RPI Loss:	50	RECORD	PCT. RANK	GAMES	SCHEDULE	OF SCHEDULE	RPI	RPI	RPI	RPI
DIV. I ONLY	16- 7	70	4- 1	88	102	57	57	17	17	
DIV. I NON-CONF.	9- 5	109	1- 0	18	24	38	38	16	16	
TOTALS	RPI 1-25	RPI 26-50	W-L RECORDS	RPI 51-100	RPI 101-150	RPI 150+				
16- 7	0- 3	0- 2	OVERALL	2- 0	4- 2	10- 0				
11- 1	0- 1	0- 0	HOME	2- 0	3- 0	6- 0				
4- 6	0- 2	0- 2	AWAY	0- 0	1- 2	3- 0				
1- 0	0- 0	0- 0	NEUTRAL	0- 0	0- 0	1- 0				
9- 5	0- 3	0- 2	NON-CONFERENCE	2- 0	3- 0	4- 0				
7- 1	0- 1	0- 0	HOME	2- 0	3- 0	2- 0				
1- 4	0- 2	0- 2	AWAY	0- 0	0- 0	1- 0				
1- 0	0- 0	0- 0	NEUTRAL	0- 0	0- 0	1- 0				
7- 2	0- 0	0- 0	CONFERENCE	0- 0	1- 2	6- 0				
4- 0	0- 0	0- 0	HOME	0- 0	0- 0	4- 0				
3- 2	0- 0	0- 0	AWAY	0- 0	1- 2	2- 0				
0- 0	0- 0	0- 0	NEUTRAL	0- 0	0- 0	0- 0				

RPI 1-25				RPI 26-50				RPI 51-100				Team's RPI: 57	RPI 101+			
RPI	S	Opponent	Score	RPI	S	Opponent	Score	RPI	S	Opponent	Score		RPI	S	Opponent	Score
2	H	UConn	31 79	39	A	South Fla.	33 61	52	H	Arkansas St.	55 54		110	H	Belmont	62 53
6	A	Stanford	30 73	42	A	Indiana	43 54	91	H	UT Martin	61 46		121	A	Samford	43 48
15	A	Tennessee	57 59										127	A	Mercer	44 67
													136	H	Southern Miss.	53 48
													143	H	Harvard	62 58
													148	A	ETSU	65 57
													170	N	East Carolina	72 61
													172	H	McNeese St.	68 53
													189	H	Butler	60 49
													219	A	Furman	56 50
													219	H	Furman	61 46
													239	A	UNCW	61 33
													289	H	UNCG	72 61
													300	H	Western Caro.	77 59
													301	A	Wofford	53 40
													301	H	Wofford	65 48
LAST 12 Division I GAMES:																
136	H	Southern Miss.	53 48	289	H	UNCG	72 61									
301	H	Wofford	65 48	300	H	Western Caro.	77 59									
219	H	Furman	61 46	219	A	Furman	56 50									
148	A	ETSU	65 57	301	A	Wofford	53 40									
121	A	Samford	43 48	143	H	Harvard	62 58									
127	A	Mercer	44 67	6	A	Stanford	30 73									

Non-Div I Games:

Chattanooga

■ Loss,
■ Non-Conf, S Site,
■ Home
■ Away
N Neutral

Average RPI Win:	296	WON-LOST	WINNING	LAST 10	STRENGTH OF	OPP. STRENGTH	TEAM	ADJ.	CONF.	ADJ CONF.
Average RPI Loss:	203	RECORD	PCT. RANK	GAMES	SCHEDULE	OF SCHEDULE	RPI	RPI	RPI	RPI
DIV. I ONLY	4- 19	319	2- 8	318	262	339	339	25	25	
DIV. I NON-CONF.	2- 12	311	0- 3	297	277	340	340	25	25	
TOTALS	RPI 1-25	RPI 26-50	W-L RECORDS	RPI 51-100	RPI 101-150	RPI 150+				
4- 19	0- 1	0- 1	OVERALL	0- 0	0- 2	4- 15				
3- 9	0- 0	0- 1	HOME	0- 0	0- 1	3- 7				
1- 10	0- 1	0- 0	AWAY	0- 0	0- 1	1- 8				
0- 0	0- 0	0- 0	NEUTRAL	0- 0	0- 0	0- 0				
2- 12	0- 1	0- 1	NON-CONFERENCE	0- 0	0- 1	2- 9				
1- 6	0- 0	0- 1	HOME	0- 0	0- 0	1- 5				
1- 6	0- 1	0- 0	AWAY	0- 0	0- 1	1- 4				
0- 0	0- 0	0- 0	NEUTRAL	0- 0	0- 0	0- 0				
2- 7	0- 0	0- 0	CONFERENCE	0- 0	0- 1	2- 6				
2- 3	0- 0	0- 0	HOME	0- 0	0- 1	2- 2				
0- 4	0- 0	0- 0	AWAY	0- 0	0- 0	0- 4				
0- 0	0- 0	0- 0	NEUTRAL	0- 0	0- 0	0- 0				

RPI 1-25					RPI 26-50					RPI 51-100					RPI 101+					Team's RPI: 339	
RPI	S	Opponent	Score		RPI	S	Opponent	Score		RPI	S	Opponent	Score		RPI	S	Opponent	Score			
19	A	DePaul	42	88	44	H	Kansas St.	54	63						102	H	New Mexico St.	60	70		
															124	A	Western Mich.	56	65		
															154	A	Illinois	36	67		
															176	H	Milwaukee	48	55		
															182	H	UTRGV	56	64		
															203	H	Oakland	51	74		
															220	A	Utah Valley	46	74		
															222	H	Ill.-Chicago	47	51		
															227	A	Western Ill.	50	88		
															233	A	Grand Canyon	36	74		
															246	A	CSU Bakersfield	43	76		
															246	H	CSU Bakersfield	61	74		
															249	A	Seattle	45	59		
															249	H	Seattle	57	49		
															256	H	Northern Ill.	50	68		
															298	H	Morehead St.	75	71		
															307	H	UMKC	77	72		
															315	H	Bradley	60	66		
															316	A	Illinois St.	53	57		
															329	A	Jackson St.	76	59		
															332	A	IPFW	51	62		
LAST 12 Division I GAMES:																					
246	H	CSU Bakersfield	61	74	182	H	UTRGV	56	64												
249	H	Seattle	57	49	249	A	Seattle	45	59												
307	H	UMKC	77	72	246	A	CSU Bakersfield	43	76												
220	A	Utah Valley	46	74	176	H	Milwaukee	48	55												
233	A	Grand Canyon	36	74	256	H	Northern Ill.	50	68												
102	H	New Mexico St.	60	70	316	A	Illinois St.	53	57												

Non-Div I Games:

Chicago St.

■ Loss,
■ Non-Conf,
■ S Site,
■ H Home
■ A Away
N Neutral

Average RPI Win: 239	WON-LOST	WINNING	LAST 10	STRENGTH OF	OPP. STRENGTH	TEAM	ADJ.	CONF.	ADJ CONF.
Average RPI Loss: 89	RECORD	PCT. RANK	GAMES	SCHEDULE	OF SCHEDULE	RPI	RPI	RPI	RPI
DIV. I ONLY	7- 16	272	2- 8	85	77	207	207	8	8
DIV. I NON-CONF.	4- 7	222	0- 0	25	86	166	166	7	7
TOTALS	RPI 1-25	RPI 26-50	W-L RECORDS	RPI 51-100	RPI 101-150	RPI 150+			
7- 16	0- 4	0- 2	OVERALL	0- 3	1- 3	6- 4			
5- 7	0- 2	0- 0	HOME	0- 2	1- 1	4- 2			
2- 7	0- 0	0- 2	AWAY	0- 1	0- 2	2- 2			
0- 2	0- 2	0- 0	NEUTRAL	0- 0	0- 0	0- 0			
4- 7	0- 3	0- 1	NON-CONFERENCE	0- 1	1- 1	3- 1			
4- 2	0- 1	0- 0	HOME	0- 1	1- 0	3- 0			
0- 3	0- 0	0- 1	AWAY	0- 0	0- 1	0- 1			
0- 2	0- 2	0- 0	NEUTRAL	0- 0	0- 0	0- 0			
3- 9	0- 1	0- 1	CONFERENCE	0- 2	0- 2	3- 3			
1- 5	0- 1	0- 0	HOME	0- 1	0- 1	1- 2			
2- 4	0- 0	0- 1	AWAY	0- 1	0- 1	2- 1			
0- 0	0- 0	0- 0	NEUTRAL	0- 0	0- 0	0- 0			

RPI 1-25				RPI 26-50				RPI 51-100				RPI 101+ Team's RPI: 207			
RPI	S	Opponent	Score	RPI	S	Opponent	Score	RPI	S	Opponent	Score	RPI	S	Opponent	Score
2	H	UConn	45 107	28	A	Georgia	42 60	60	A	Temple	51 74	119	A	Memphis	51 54
4	N	Baylor	34 72	39	A	South Fla.	49 82	60	H	Temple	49 74	119	H	Memphis	47 64
5	H	Ohio St.	76 105					91	H	UT Martin	57 63	135	A	Xavier	56 65
13	N	Michigan St.	63 103									145	H	Northern Ky.	71 68
												157	H	SMU	55 73
												162	A	Detroit	68 77
												170	A	East Carolina	60 63
												181	A	Tulsa	55 53
												231	H	Bowling Green	54 51
												242	H	Houston	56 50
												259	A	UCF	68 50
												259	H	UCF	60 80
												275	H	Saint Francis (PA)	93 86
												338	H	Eastern Ill.	70 57
LAST 12 Division I GAMES:															
60	H	Temple	49 74	259	H	UCF	60 80								
119	A	Memphis	51 54	181	A	Tulsa	55 53								
39	A	South Fla.	49 82	60	A	Temple	51 74								
242	H	Houston	56 50	119	H	Memphis	47 64								
157	H	SMU	55 73	259	A	UCF	68 50								
170	A	East Carolina	60 63	2	H	UConn	45 107								

Non-Div I Games:

Cincinnati

■ Loss,
■ Non-Conf,
■ S Site,
■ H Home
■ A Away
N Neutral

Average RPI Win:	259	WON-LOST	WINNING	LAST 10	STRENGTH OF	OPP. STRENGTH	TEAM	ADJ.	CONF.	ADJ CONF.
Average RPI Loss:	108	RECORD	PCT. RANK	GAMES	SCHEDULE	OF SCHEDULE	RPI	RPI	RPI	RPI
DIV. I ONLY	4- 19	319	0- 10	44	126	235	235	5	5	
DIV. I NON-CONF.	4- 9	245	1- 1	135	335	257	257	5	5	
TOTALS	RPI 1-25	RPI 26-50	W-L RECORDS	RPI 51-100	RPI 101-150	RPI 150+				
4- 19	0- 4	0- 3	OVERALL	0- 4	1- 3	3- 5				
3- 9	0- 2	0- 2	HOME	0- 1	1- 1	2- 3				
1- 8	0- 2	0- 1	AWAY	0- 3	0- 1	1- 1				
0- 2	0- 0	0- 0	NEUTRAL	0- 0	0- 1	0- 1				
4- 9	0- 1	0- 0	NON-CONFERENCE	0- 2	1- 1	3- 5				
3- 4	0- 1	0- 0	HOME	0- 0	1- 0	2- 3				
1- 3	0- 0	0- 0	AWAY	0- 2	0- 0	1- 1				
0- 2	0- 0	0- 0	NEUTRAL	0- 0	0- 1	0- 1				
0- 10	0- 3	0- 3	CONFERENCE	0- 2	0- 2	0- 0				
0- 5	0- 1	0- 2	HOME	0- 1	0- 1	0- 0				
0- 5	0- 2	0- 1	AWAY	0- 1	0- 1	0- 0				
0- 0	0- 0	0- 0	NEUTRAL	0- 0	0- 0	0- 0				

RPI 1-25				RPI 26-50				RPI 51-100				RPI 101+ Team's RPI: 235			
RPI	S	Opponent	Score	RPI	S	Opponent	Score	RPI	S	Opponent	Score	RPI	S	Opponent	Score
3	H	South Carolina	41 67	27	A	Syracuse	62 83	61	A	Oregon	56 69	106	A	North Carolina	56 72
14	A	Florida St.	56 75	38	H	Miami (FL)	49 83	76	H	Georgia Tech	63 76	133	N	Buffalo	51 61
14	H	Florida St.	40 85	41	H	Duke	43 72	88	A	Maine	42 75	142	H	UNC Asheville	67 49
17	A	Louisville	33 75					92	A	Virginia Tech	49 79	146	H	Pittsburgh	56 59
												189	N	Butler	50 54
												197	H	William & Mary	41 58
												219	A	Furman	49 70
												284	A	Tennessee Tech	71 53
												295	H	Coastal Caro.	47 63
												296	H	Charleston So.	43 36
												297	H	Florida A&M	68 77
												313	H	South Carolina St.	63 54
LAST 12 Division I GAMES:															
14	A	Florida St.	56 75	92	A	Virginia Tech	49 79	14	H	Florida St.	40 85				
27	A	Syracuse	62 83	38	H	Miami (FL)	49 83	106	A	North Carolina	56 72				
146	H	Pittsburgh	56 59	76	H	Georgia Tech	63 76	297	H	Florida A&M	68 77				
17	A	Louisville	33 75	41	H	Duke	43 72	142	H	UNC Asheville	67 49				

Non-Div I Games:

Clemson

■ Loss,
 ■ Non-Conf, S Site,
 ■ Home
 ■ Away
 N Neutral

Average RPI Win:	239	WON-LOST	WINNING	LAST 10	STRENGTH OF	OPP. STRENGTH	TEAM	ADJ.	CONF.	ADJ CONF.
Average RPI Loss:	168	RECORD	PCT. RANK	GAMES	SCHEDULE	OF SCHEDULE	RPI	RPI	RPI	RPI
DIV. I ONLY	5- 16	293	1- 2	214	206	302	302	14	14	
DIV. I NON-CONF.	3- 7	248	0- 1	318	282	320	320	15	15	
TOTALS	RPI 1-25	RPI 26-50	W-L RECORDS	RPI 51-100	RPI 101-150	RPI 150+				
5- 16	0- 1	0- 0	OVERALL	0- 3	1- 3	4- 9				
4- 7	0- 1	0- 0	HOME	0- 2	1- 1	3- 3				
1- 7	0- 0	0- 0	AWAY	0- 0	0- 2	1- 5				
0- 2	0- 0	0- 0	NEUTRAL	0- 1	0- 0	0- 1				
3- 7	0- 0	0- 0	NON-CONFERENCE	0- 2	0- 2	3- 3				
2- 2	0- 0	0- 0	HOME	0- 1	0- 0	2- 1				
1- 3	0- 0	0- 0	AWAY	0- 0	0- 2	1- 1				
0- 2	0- 0	0- 0	NEUTRAL	0- 1	0- 0	0- 1				
2- 9	0- 1	0- 0	CONFERENCE	0- 1	1- 1	1- 6				
2- 5	0- 1	0- 0	HOME	0- 1	1- 1	1- 2				
0- 4	0- 0	0- 0	AWAY	0- 0	0- 0	0- 4				
0- 0	0- 0	0- 0	NEUTRAL	0- 0	0- 0	0- 0				

RPI S	Opponent	Score	RPI S	Opponent	Score	RPI S	Opponent	Score	RPI S	Opponent	Score	Team's RPI: 302
21	H Green Bay	45 66				79	N Saint Louis	65 76	109	A Toledo	53 66	
						99	H Wright St.	65 93	110	A Belmont	58 76	
						100	H Bucknell	57 59	123	H Youngstown St.	75 68	
									145	H Northern Ky.	51 83	
									162	A Detroit	68 82	
									162	H Detroit	60 66	
									176	H Milwaukee	46 62	
									203	A Oakland	69 79	
									203	H Oakland	88 75	
									206	A Valparaiso	59 66	
									222	A Ill.-Chicago	62 80	
									231	H Bowling Green	69 48	
									288	A Niagara	72 73	
									289	N UNCG	51 55	
									306	H FIU	64 57	
									319	H Evansville	63 72	
									331	A Kent St.	60 49	
LAST 12 Division I GAMES:												
289	N UNCG	51 55	206	A Valparaiso	59 66							
203	H Oakland	88 75	123	H Youngstown St.	75 68							
162	H Detroit	60 66	176	H Milwaukee	46 62							
99	H Wright St.	65 93	21	H Green Bay	45 66							
145	H Northern Ky.	51 83	162	A Detroit	68 82							
222	A Ill.-Chicago	62 80	203	A Oakland	69 79							

Non-Div I Games:

Cleveland St.

■ Loss,
■ Non-Conf,
■ S Site,
■ H Home
■ A Away
N Neutral

Average RPI Win:	261	WON-LOST	WINNING	LAST 10	STRENGTH OF	OPP. STRENGTH	TEAM	ADJ.	CONF.	ADJ CONF.
Average RPI Loss:	206	RECORD	PCT. RANK	GAMES	SCHEDULE	OF SCHEDULE	RPI	RPI	RPI	RPI
DIV. I ONLY	5- 14	286	3- 7	258	317	295	295	26	26	
DIV. I NON-CONF.	2- 4	234	1- 0	287	240	277	277	28	28	
TOTALS	RPI 1-25	RPI 26-50	W-L RECORDS	RPI 51-100	RPI 101-150	RPI 150+				
5- 14	0- 0	0- 0	OVERALL	0- 1	0- 4	5- 9				
2- 5	0- 0	0- 0	HOME	0- 0	0- 2	2- 3				
3- 6	0- 0	0- 0	AWAY	0- 0	0- 1	3- 5				
0- 3	0- 0	0- 0	NEUTRAL	0- 1	0- 1	0- 1				
2- 4	0- 0	0- 0	NON-CONFERENCE	0- 1	0- 1	2- 2				
1- 0	0- 0	0- 0	HOME	0- 0	0- 0	1- 0				
1- 1	0- 0	0- 0	AWAY	0- 0	0- 0	1- 1				
0- 3	0- 0	0- 0	NEUTRAL	0- 1	0- 1	0- 1				
3- 10	0- 0	0- 0	CONFERENCE	0- 0	0- 3	3- 7				
1- 5	0- 0	0- 0	HOME	0- 0	0- 2	1- 3				
2- 5	0- 0	0- 0	AWAY	0- 0	0- 1	2- 4				
0- 0	0- 0	0- 0	NEUTRAL	0- 0	0- 0	0- 0				

RPI 1-25			RPI 26-50			RPI 51-100			RPI 101+			Team's RPI: 295
RPI	S	Opponent	Score	RPI	S	Opponent	Score	RPI	S	Opponent	Score	
						77 N Hofstra	40 82	101 H Liberty			63 65	
								128 N Wake Forest			52 81	
								142 A UNC Asheville			69 77	
								142 H UNC Asheville			52 63	
								211 A Presbyterian			42 66	
								215 A Radford			45 61	
								215 H Radford			36 49	
								226 A Gardner-Webb			59 56	
								235 A Clemson			63 47	
								245 A High Point			52 53	
								245 H High Point			79 53	
								258 N Sacred Heart			62 71	
								275 A Saint Francis (PA)			74 106	
								279 A Campbell			52 73	
								279 H Campbell			70 83	
								296 A Charleston So.			73 62	
								301 H Wofford			83 69	
								310 H Longwood			48 56	
LAST 12 Division I GAMES:												
245 H		High Point	79 53	296 A		Charleston So.	73 62					
142 A		UNC Asheville	69 77	245 A		High Point	52 53					
215 H		Radford	36 49	310 H		Longwood	48 56					
279 A		Campbell	52 73	226 A		Gardner-Webb	59 56					
211 A		Presbyterian	42 66	215 A		Radford	45 61					
101 H		Liberty	63 65	301 H		Wofford	83 69					

Non-Div I Games: Allen 86 45 Warren Wilson 100 49 Mid-Atlantic Christ105 15

Coastal Caro.

Loss, Non-Conf, S Site, H Home A Away N Neutral

Average RPI Win:	231	WON-LOST	WINNING	LAST 10	STRENGTH OF	OPP. STRENGTH	TEAM	ADJ.	CONF.	ADJ CONF.
Average RPI Loss:	99	RECORD	PCT. RANK	GAMES	SCHEDULE	OF SCHEDULE	RPI	RPI	RPI	RPI
DIV. I ONLY	9- 12	208	4- 6	101	167	174	174	13	13	
DIV. I NON-CONF.	5- 6	180	1- 1	99	231	165	165	12	12	
TOTALS	RPI 1-25	RPI 26-50	W-L RECORDS	RPI 51-100	RPI 101-150	RPI 150+				
9- 12	0- 1	0- 0	OVERALL	1- 7	0- 2	8- 2				
6- 5	0- 1	0- 0	HOME	1- 2	0- 0	5- 2				
3- 7	0- 0	0- 0	AWAY	0- 5	0- 2	3- 0				
0- 0	0- 0	0- 0	NEUTRAL	0- 0	0- 0	0- 0				
5- 6	0- 1	0- 0	NON-CONFERENCE	0- 3	0- 2	5- 0				
4- 2	0- 1	0- 0	HOME	0- 1	0- 0	4- 0				
1- 4	0- 0	0- 0	AWAY	0- 2	0- 2	1- 0				
0- 0	0- 0	0- 0	NEUTRAL	0- 0	0- 0	0- 0				
4- 6	0- 0	0- 0	CONFERENCE	1- 4	0- 0	3- 2				
2- 3	0- 0	0- 0	HOME	1- 1	0- 0	1- 2				
2- 3	0- 0	0- 0	AWAY	0- 3	0- 0	2- 0				
0- 0	0- 0	0- 0	NEUTRAL	0- 0	0- 0	0- 0				

RPI 1-25				RPI 26-50				RPI 51-100				RPI 101+ Team's RPI: 174			
RPI	S	Opponent	Score	RPI	S	Opponent	Score	RPI	S	Opponent	Score	RPI	S	Opponent	Score
17	H	Louisville	67 71					53	A	James Madison	61 83	127	A	Mercer	58 66
								56	H	Western Ky.	44 78	129	A	Boise St.	38 61
								71	A	Elon	41 52	188	A	Weber St.	50 42
								77	H	Hofstra	58 62	193	H	Delaware	47 63
								83	A	Drexel	54 66	194	H	Northeastern	49 52
								83	H	Drexel	49 46	197	A	William & Mary	55 51
								90	A	Charlotte	61 89	237	H	Appalachian St.	60 50
								92	A	Virginia Tech	47 81	239	A	UNCW	64 53
												242	H	Houston	55 48
												290	H	Towson	67 55
												296	H	Charleston So.	81 66
												311	H	Winthrop	77 63
LAST 12 Division I GAMES:															
83	H	Drexel	49 46	193	H	Delaware	47 63								
194	H	Northeastern	49 52	77	H	Hofstra	58 62								
290	H	Towson	67 55	53	A	James Madison	61 83								
197	A	William & Mary	55 51	83	A	Drexel	54 66								
71	A	Elon	41 52	127	A	Mercer	58 66								
239	A	UNCW	64 53	311	H	Winthrop	77 63								

Non-Div I Games:

Col. of Charleston

■ Loss,
 ■ Non-Conf, S Site,
 ■ Home
 ■ Away
 N Neutral

Average RPI Win: 304	WON-LOST	WINNING	LAST 10	STRENGTH OF	OPP. STRENGTH	TEAM	ADJ.	CONF.	ADJ CONF.
Average RPI Loss: 184	RECORD	PCT. RANK	GAMES	SCHEDULE	OF SCHEDULE	RPI	RPI	RPI	RPI
DIV. I ONLY	4- 17	313	1- 9	253	252	308	308	29	29
DIV. I NON-CONF.	2- 8	290	1- 0	117	179	254	254	29	29
TOTALS	RPI 1-25	RPI 26-50	W-L RECORDS	RPI 51-100	RPI 101-150	RPI 150+			
4- 17	0- 2	0- 1	OVERALL	0- 3	0- 0	4- 11			
1- 9	0- 1	0- 1	HOME	0- 2	0- 0	1- 5			
3- 8	0- 1	0- 0	AWAY	0- 1	0- 0	3- 6			
0- 0	0- 0	0- 0	NEUTRAL	0- 0	0- 0	0- 0			
2- 8	0- 2	0- 1	NON-CONFERENCE	0- 1	0- 0	2- 4			
1- 4	0- 1	0- 1	HOME	0- 1	0- 0	1- 1			
1- 4	0- 1	0- 0	AWAY	0- 0	0- 0	1- 3			
0- 0	0- 0	0- 0	NEUTRAL	0- 0	0- 0	0- 0			
2- 9	0- 0	0- 0	CONFERENCE	0- 2	0- 0	2- 7			
0- 5	0- 0	0- 0	HOME	0- 1	0- 0	0- 4			
2- 4	0- 0	0- 0	AWAY	0- 1	0- 0	2- 3			
0- 0	0- 0	0- 0	NEUTRAL	0- 0	0- 0	0- 0			

RPI 1-25				RPI 26-50				RPI 51-100				RPI 101+ Team's RPI: 308			
RPI	S	Opponent	Score	RPI	S	Opponent	Score	RPI	S	Opponent	Score	RPI	S	Opponent	Score
2	H	UConn	50 94	34	H	St. Bonaventure	38 62	68	A	Army West Point	55 67	164	A	Cornell	60 73
19	A	DePaul	46 96					89	H	Gonzaga	50 80	214	A	Binghamton	56 63
								100	H	Bucknell	51 71	217	H	Siena	52 50
												254	A	American	56 64
												254	H	American	37 49
												255	H	Loyola Maryland	49 65
												262	A	Navy	41 51
												262	H	Navy	58 62
												271	A	Holy Cross	61 70
												271	H	Holy Cross	71 80
												286	H	Monmouth	80 86
												325	A	LIU Brooklyn	63 53
												326	A	Lafayette	72 59
												331	A	Kent St.	71 76
												347	A	Boston U.	72 63
LAST 12 Division I GAMES:															
262	H	Navy	58 62	68	A	Army West Point	55 67								
271	A	Holy Cross	61 70	262	A	Navy	41 51								
254	A	American	56 64	271	H	Holy Cross	71 80								
255	H	Loyola Maryland	49 65	254	H	American	37 49								
347	A	Boston U.	72 63	217	H	Siena	52 50								
100	H	Bucknell	51 71	326	A	Lafayette	72 59								

Non-Div I Games:

Colgate

■ Loss,
 ■ Non-Conf,
 S Site,
 ■ Home
 ■ Away
 N Neutral

Colorado

Through Games Of Feb. 9, 2016

Average RPI Win:	191	WON-LOST	WINNING	LAST 10	STRENGTH OF	OPP. STRENGTH	TEAM	ADJ.	CONF.	ADJ CONF.
Average RPI Loss:	62	RECORD	PCT. RANK	GAMES	SCHEDULE	OF SCHEDULE	RPI	RPI	RPI	RPI
DIV. I ONLY	6- 17	289	1- 9	18	27	179	179	1	1	
DIV. I NON-CONF.	5- 6	180	0- 0	57	177	160	160	1	1	
TOTALS	RPI 1-25	RPI 26-50	W-L RECORDS	RPI 51-100	RPI 101-150	RPI 150+				
6- 17	0- 6	1- 2	OVERALL	0- 6	0- 2	5- 1				
6- 8	0- 3	1- 2	HOME	0- 3	0- 0	5- 0				
0- 9	0- 3	0- 0	AWAY	0- 3	0- 2	0- 1				
0- 0	0- 0	0- 0	NEUTRAL	0- 0	0- 0	0- 0				
5- 6	0- 2	0- 1	NON-CONFERENCE	0- 1	0- 1	5- 1				
5- 2	0- 1	0- 1	HOME	0- 0	0- 0	5- 0				
0- 4	0- 1	0- 0	AWAY	0- 1	0- 1	0- 1				
0- 0	0- 0	0- 0	NEUTRAL	0- 0	0- 0	0- 0				
1- 11	0- 4	1- 1	CONFERENCE	0- 5	0- 1	0- 0				
1- 6	0- 2	1- 1	HOME	0- 3	0- 0	0- 0				
0- 5	0- 2	0- 0	AWAY	0- 2	0- 1	0- 0				
0- 0	0- 0	0- 0	NEUTRAL	0- 0	0- 0	0- 0				

RPI 1-25				RPI 26-50				RPI 51-100				RPI 101+ Team's RPI: 179			
RPI	S	Opponent	Score	RPI	S	Opponent	Score	RPI	S	Opponent	Score	RPI	S	Opponent	Score
6	A	Stanford	56 71	26	H	Southern California	66 63	61	H	Oregon	46 59	104	A	Arizona	52 63
7	H	Oregon St.	47 61	33	H	Missouri	75 79	62	A	Colorado St.	63 64	149	A	Long Beach St.	42 59
8	A	Arizona St.	37 64	37	H	Washington	74 76	67	H	Washington St.	66 74	168	H	Northern Colo.	63 41
10	H	UCLA	64 82					70	A	Utah	55 71	211	H	Presbyterian	72 60
20	H	Florida	61 83					70	H	Utah	68 76	238	H	Massachusetts	90 63
23	A	Kentucky	61 86					74	A	California	35 64	244	H	Loyola Marymount	92 81
												252	A	Wyoming	68 77
												260	H	Northern Ariz.	90 66
LAST 12 Division I GAMES:															
70	H	Utah	68 76	104	A	Arizona	52 63								
70	A	Utah	55 71	8	A	Arizona St.	37 64								
26	H	Southern California	66 63	6	A	Stanford	56 71								
10	H	UCLA	64 82	74	A	California	35 64								
7	H	Oregon St.	47 61	67	H	Washington St.	66 74								
61	H	Oregon	46 59	37	H	Washington	74 76								

Non-Div I Games:

Colorado

Loss, Non-Conf, S Site, H Home A Away N Neutral

Average RPI Win:	226	WON-LOST	WINNING	LAST 10	STRENGTH OF	OPP. STRENGTH	TEAM	ADJ.	CONF.	ADJ CONF.
Average RPI Loss:	45	RECORD	PCT. RANK	GAMES	SCHEDULE	OF SCHEDULE	RPI	RPI	RPI	RPI
DIV. I ONLY	18- 1	6	10- 0	296	191	62	62	19	19	
DIV. I NON-CONF.	8- 1	23	1- 0	215	182	47	47	20	20	
TOTALS	RPI 1-25	RPI 26-50	W-L RECORDS	RPI 51-100	RPI 101-150	RPI 150+				
18- 1	1- 0	0- 1	OVERALL	0- 0	1- 0	16- 0				
9- 0	1- 0	0- 0	HOME	0- 0	1- 0	7- 0				
8- 1	0- 0	0- 1	AWAY	0- 0	0- 0	8- 0				
1- 0	0- 0	0- 0	NEUTRAL	0- 0	0- 0	1- 0				
8- 1	1- 0	0- 1	NON-CONFERENCE	0- 0	0- 0	7- 0				
4- 0	1- 0	0- 0	HOME	0- 0	0- 0	3- 0				
3- 1	0- 0	0- 1	AWAY	0- 0	0- 0	3- 0				
1- 0	0- 0	0- 0	NEUTRAL	0- 0	0- 0	1- 0				
10- 0	0- 0	0- 0	CONFERENCE	0- 0	1- 0	9- 0				
5- 0	0- 0	0- 0	HOME	0- 0	1- 0	4- 0				
5- 0	0- 0	0- 0	AWAY	0- 0	0- 0	5- 0				
0- 0	0- 0	0- 0	NEUTRAL	0- 0	0- 0	0- 0				

RPI 1-25				RPI 26-50				RPI 51-100 Team's RPI: 62				RPI 101+			
RPI	S	Opponent	Score	RPI	S	Opponent	Score	RPI	S	Opponent	Score	RPI	S	Opponent	Score
12	H	BYU	61 55	45	A	Penn	48 49					129	H	Boise St.	68 64
												168	A	Northern Colo.	62 46
												179	H	Colorado	64 63
												180	A	UNLV	64 56
												210	A	San Jose St.	80 78
												210	H	San Jose St.	76 54
												218	N	Morgan St.	54 36
												221	A	Utah St.	69 49
												225	H	Montana	75 43
												252	H	Wyoming	63 42
												261	A	San Diego St.	60 57
												261	H	San Diego St.	70 54
												262	A	Navy	82 73
												305	A	Denver	74 46
												313	A	Nevada	64 37
												324	H	Incarnate Word	60 37
												343	H	Air Force	71 47
LAST 12 Division I GAMES:															
313	A	Nevada	64 37	261	A	San Diego St.	60 57								
261	H	San Diego St.	70 54	210	H	San Jose St.	76 54								
252	H	Wyoming	63 42	180	A	UNLV	64 56								
210	A	San Jose St.	80 78	129	H	Boise St.	68 64								
343	H	Air Force	71 47	305	A	Denver	74 46								
221	A	Utah St.	69 49	225	H	Montana	75 43								

Non-Div I Games: Okla. Panhandle 90 45 Western St. 84 42

Colorado St.

Average RPI Win: 269		WON-LOST	WINNING	LAST 10	STRENGTH OF	OPP. STRENGTH	TEAM	ADJ.	CONF.	ADJ CONF.
Average RPI Loss: 146		RECORD	PCT. RANK	GAMES	SCHEDULE	OF SCHEDULE	RPI	RPI	RPI	RPI
DIV. I ONLY		11- 9	146	4- 5	290	256	228	228	10	10
DIV. I NON-CONF.		10- 4	86	4- 1	303	315	169	169	11	11
TOTALS		RPI 1-25	RPI 26-50	W-L RECORDS	RPI 51-100	RPI 101-150	RPI 150+			
11- 9	0- 1		0- 0	OVERALL	0- 0	1- 4	10- 4			
7- 5	0- 0		0- 0	HOME	0- 0	1- 3	6- 2			
4- 3	0- 1		0- 0	AWAY	0- 0	0- 0	4- 2			
0- 1	0- 0		0- 0	NEUTRAL	0- 0	0- 1	0- 0			
10- 4	0- 1		0- 0	NON-CONFERENCE	0- 0	0- 2	10- 1			
6- 1	0- 0		0- 0	HOME	0- 0	0- 1	6- 0			
4- 2	0- 1		0- 0	AWAY	0- 0	0- 0	4- 1			
0- 1	0- 0		0- 0	NEUTRAL	0- 0	0- 1	0- 0			
1- 5	0- 0		0- 0	CONFERENCE	0- 0	1- 2	0- 3			
1- 4	0- 0		0- 0	HOME	0- 0	1- 2	0- 2			
0- 1	0- 0		0- 0	AWAY	0- 0	0- 0	0- 1			
0- 0	0- 0		0- 0	NEUTRAL	0- 0	0- 0	0- 0			

RPI 1-25				RPI 26-50				RPI 51-100				RPI 101+				Team's RPI: 228	
RPI	S	Opponent	Score	RPI	S	Opponent	Score	RPI	S	Opponent	Score	RPI	S	Opponent	Score		
8	A	Arizona St.	49 70									108	H	Yale	77 71		
												109	N	Toledo	75 88		
												112	H	Stony Brook	71 79		
												143	H	Harvard	66 69		
												147	H	Brown	63 73		
												164	A	Cornell	73 84		
												164	H	Cornell	59 66		
												183	A	UMBC	70 68		
												195	A	Rhode Island	56 57		
												214	H	Binghamton	71 64		
												255	H	Loyola Maryland	63 53		
												269	H	Dartmouth	73 76		
												275	H	Saint Francis (PA)	82 78		
												287	H	Vermont	73 56		
												312	A	Fairleigh Dickinson	87 83		
												317	A	UMass Lowell	67 57		
												325	A	LIU Brooklyn	84 74		
												341	H	NJIT	72 52		
												342	H	Wagner	67 48		
LAST 12 Division I GAMES:																	
147	H	Brown	63 73	341	H	NJIT	72 52										
108	H	Yale	77 71	312	A	Fairleigh Dickinson	87 83										
143	H	Harvard	66 69	342	H	Wagner	67 48										
269	H	Dartmouth	73 76	325	A	LIU Brooklyn	84 74										
164	A	Cornell	73 84	195	A	Rhode Island	56 57										
164	H	Cornell	59 66	214	H	Binghamton	71 64										

Non-Div I Games:	Central Penn	102	18
------------------	--------------	-----	----

Columbia

Loss, Non-Conf, S Site, H Home A Away N Neutral

Average RPI Win:	317	WON-LOST	WINNING	LAST 10	STRENGTH OF	OPP. STRENGTH	TEAM	ADJ.	CONF.	ADJ CONF.
Average RPI Loss:	153	RECORD	PCT. RANK	GAMES	SCHEDULE	OF SCHEDULE	RPI	RPI	RPI	RPI
DIV. I ONLY	7- 13	249	4- 5	248	284	253	253	30	30	
DIV. I NON-CONF.	3- 8	258	1- 1	91	131	189	189	30	30	
TOTALS	RPI 1-25	RPI 26-50	W-L RECORDS	RPI 51-100	RPI 101-150	RPI 150+				
7- 13	0- 0	0- 3	OVERALL	0- 4	0- 0	7- 6				
4- 1	0- 0	0- 0	HOME	0- 0	0- 0	4- 1				
2- 11	0- 0	0- 3	AWAY	0- 3	0- 0	2- 5				
1- 1	0- 0	0- 0	NEUTRAL	0- 1	0- 0	1- 0				
3- 8	0- 0	0- 3	NON-CONFERENCE	0- 4	0- 0	3- 1				
1- 1	0- 0	0- 0	HOME	0- 0	0- 0	1- 1				
1- 6	0- 0	0- 3	AWAY	0- 3	0- 0	1- 0				
1- 1	0- 0	0- 0	NEUTRAL	0- 1	0- 0	1- 0				
4- 5	0- 0	0- 0	CONFERENCE	0- 0	0- 0	4- 5				
3- 0	0- 0	0- 0	HOME	0- 0	0- 0	3- 0				
1- 5	0- 0	0- 0	AWAY	0- 0	0- 0	1- 5				
0- 0	0- 0	0- 0	NEUTRAL	0- 0	0- 0	0- 0				

RPI	S	Opponent	Score	RPI	S	Opponent	Score	RPI	S	Opponent	Score	RPI	S	Opponent	Score	Team's RPI: 253
27	A	Syracuse	56 88	55	N	Auburn	54 69	183	H	UMBC	61 68	218	A	Morgan St.	51 72	
36	A	West Virginia	64 96	92	A	Virginia Tech	39 72	248	A	Bethune-Cookman	56 69	274	H	N.C. A&T	65 59	
38	A	Miami (FL)	59 78	96	A	Virginia	40 75	290	A	Towson	81 69	294	A	Savannah St.	55 57	
				98	A	VCU	42 73	297	A	Florida A&M	73 79	313	A	South Carolina St.	63 67	
								320	H	UMES	61 54	326	N	Lafayette	64 57	
								327	A	Howard	83 67	337	H	Mt. St. Mary's	66 55	
								346	H	Norfolk St.	69 44					
LAST 12 Division I GAMES:																
294	A	Savannah St.	55 57	248	A	Bethune-Cookman	56 69									
313	A	South Carolina St.	63 67	327	A	Howard	83 67									
218	A	Morgan St.	51 72	346	H	Norfolk St.	69 44									
320	H	UMES	61 54	326	N	Lafayette	64 57									
274	H	N.C. A&T	65 59	96	A	Virginia	40 75									
297	A	Florida A&M	73 79	55	N	Auburn	54 69									

Non-Div I Games: Bowie St.

63 64

Coppin St.

Average RPI Win: 241	WON-LOST	WINNING	LAST 10	STRENGTH OF	OPP. STRENGTH	TEAM	ADJ.	CONF.	ADJ CONF.
Average RPI Loss: 154	RECORD	PCT. RANK	GAMES	SCHEDULE	OF SCHEDULE	RPI	RPI	RPI	RPI
DIV. I ONLY	13- 7	97	8- 2	265	232	164	164	10	10
DIV. I NON-CONF.	8- 6	136	4- 2	291	283	202	202	11	11

TOTALS	RPI 1-25	RPI 26-50	W-L RECORDS	RPI 51-100	RPI 101-150	RPI 150+			
13- 7	0- 1	0- 0	OVERALL	0- 0	2- 4	11- 2			
10- 2	0- 0	0- 0	HOME	0- 0	2- 2	8- 0			
3- 5	0- 1	0- 0	AWAY	0- 0	0- 2	3- 2			
0- 0	0- 0	0- 0	NEUTRAL	0- 0	0- 0	0- 0			
8- 6	0- 1	0- 0	NON-CONFERENCE	0- 0	0- 3	8- 2			
6- 1	0- 0	0- 0	HOME	0- 0	0- 1	6- 0			
2- 5	0- 1	0- 0	AWAY	0- 0	0- 2	2- 2			
0- 0	0- 0	0- 0	NEUTRAL	0- 0	0- 0	0- 0			
5- 1	0- 0	0- 0	CONFERENCE	0- 0	2- 1	3- 0			
4- 1	0- 0	0- 0	HOME	0- 0	2- 1	2- 0			
1- 0	0- 0	0- 0	AWAY	0- 0	0- 0	1- 0			
0- 0	0- 0	0- 0	NEUTRAL	0- 0	0- 0	0- 0			

RPI 1-25				RPI 26-50				RPI 51-100				RPI 101+ Team's RPI: 164			
RPI	S	Opponent	Score	RPI	S	Opponent	Score	RPI	S	Opponent	Score	RPI	S	Opponent	Score
6	A	Stanford	38 93									108	H	Yale	74 63
												112	H	Stony Brook	49 58
												133	A	Buffalo	41 59
												134	A	Marshall	47 73
												143	H	Harvard	56 65
												147	H	Brown	85 70
												209	H	Fairfield	59 35
												212	A	Bryant	70 62
												214	H	Binghamton	64 57
												223	A	Hartford	50 53
												228	A	Columbia	66 59
												228	H	Columbia	84 73
												269	H	Dartmouth	71 58
												275	H	Saint Francis (PA)	75 69
												290	H	Towson	88 60
												303	H	Delaware St.	71 62
												308	H	Colgate	73 60
												327	A	Howard	74 76
												340	A	Cal St. Fullerton	59 47
LAST 12 Division I GAMES:															
108	H	Yale	74 63	303	H	Delaware St.	71 62								
147	H	Brown	85 70	327	A	Howard	74 76								
269	H	Dartmouth	71 58	214	H	Binghamton	64 57								
143	H	Harvard	56 65	340	A	Cal St. Fullerton	59 47								
228	H	Columbia	84 73	6	A	Stanford	38 93								
228	A	Columbia	66 59	209	H	Fairfield	59 35								

Non-Div I Games:

Cornell

Average RPI Win:	176	WON-LOST	WINNING	LAST 10	STRENGTH OF	OPP. STRENGTH	TEAM	ADJ.	CONF.	ADJ CONF.
Average RPI Loss:	83	RECORD	PCT. RANK	GAMES	SCHEDULE	OF SCHEDULE	RPI	RPI	RPI	RPI
DIV. I ONLY	12- 13	181	6- 4	73	84	117	117	6	6	
DIV. I NON-CONF.	6- 6	160	0- 0	114	112	131	131	6	6	
TOTALS	RPI 1-25	RPI 26-50	W-L RECORDS	RPI 51-100	RPI 101-150	RPI 150+				
12- 13	0- 1	0- 2	OVERALL	2- 6	2- 3	8- 1				
7- 4	0- 0	0- 2	HOME	1- 1	2- 1	4- 0				
3- 8	0- 1	0- 0	AWAY	1- 4	0- 2	2- 1				
2- 1	0- 0	0- 0	NEUTRAL	0- 1	0- 0	2- 0				
6- 6	0- 0	0- 0	NON-CONFERENCE	0- 5	1- 0	5- 1				
3- 1	0- 0	0- 0	HOME	0- 1	1- 0	2- 0				
1- 4	0- 0	0- 0	AWAY	0- 3	0- 0	1- 1				
2- 1	0- 0	0- 0	NEUTRAL	0- 1	0- 0	2- 0				
6- 7	0- 1	0- 2	CONFERENCE	2- 1	1- 3	3- 0				
4- 3	0- 0	0- 2	HOME	1- 0	1- 1	2- 0				
2- 4	0- 1	0- 0	AWAY	1- 1	0- 2	1- 0				
0- 0	0- 0	0- 0	NEUTRAL	0- 0	0- 0	0- 0				

RPI S	Opponent	Score	RPI S	Opponent	Score	RPI S	Opponent	Score	RPI S	Opponent	Score	Team's RPI: 117
19	A DePaul	63 81	29	H Seton Hall	82 86	59	H South Dakota St.	51 53	105	A Georgetown	57 69	
			30	H St. John's (NY)	55 66	64	A Villanova	65 62	105	H Georgetown	44 57	
						64	H Villanova	53 48	131	H UNI	69 61	
						70	A Utah	58 74	135	A Xavier	55 57	
						73	A Nebraska	63 65	135	H Xavier	74 47	
						84	A Marquette	72 79	170	N East Carolina	91 66	
						85	N Northwestern	52 75	184	N Eastern Wash.	66 60	
						97	A Drake	72 81	185	H Marist	89 46	
									189	A Butler	52 42	
									189	H Butler	77 49	
									190	A Kansas	54 67	
									250	H Providence	72 48	
									264	A Omaha	69 46	
									292	H Wichita St.	79 54	
LAST 12 Division I GAMES:												
135	A Xavier	55 57	250	H Providence	72 48							
189	A Butler	52 42	189	H Butler	77 49							
105	H Georgetown	44 57	135	H Xavier	74 47							
64	H Villanova	53 48	64	A Villanova	65 62							
84	A Marquette	72 79	105	A Georgetown	57 69							
19	A DePaul	63 81	29	H Seton Hall	82 86							

Non-Div I Games:

Creighton

■ Loss,
 ■ Non-Conf,
 ■ S Site,
 ■ H Home
 ■ A Away
 N Neutral

Average RPI Win: 263	WON-LOST	WINNING	LAST 10	STRENGTH OF	OPP. STRENGTH	TEAM	ADJ.	CONF.	ADJ CONF.
Average RPI Loss: 160	RECORD	PCT. RANK	GAMES	SCHEDULE	OF SCHEDULE	RPI	RPI	RPI	RPI
DIV. I ONLY	7- 15	265	5- 5	243	233	269	269	10	10
DIV. I NON-CONF.	5- 11	244	3- 3	311	301	308	308	11	11
TOTALS	RPI 1-25	RPI 26-50	W-L RECORDS	RPI 51-100	RPI 101-150	RPI 150+			
7- 15	0- 1	0- 2	OVERALL	0- 2	1- 1	6- 9			
2- 8	0- 0	0- 2	HOME	0- 1	0- 1	2- 4			
5- 5	0- 1	0- 0	AWAY	0- 1	1- 0	4- 3			
0- 2	0- 0	0- 0	NEUTRAL	0- 0	0- 0	0- 2			
5- 11	0- 1	0- 0	NON-CONFERENCE	0- 2	0- 0	5- 8			
2- 5	0- 0	0- 0	HOME	0- 1	0- 0	2- 4			
3- 4	0- 1	0- 0	AWAY	0- 1	0- 0	3- 2			
0- 2	0- 0	0- 0	NEUTRAL	0- 0	0- 0	0- 2			
2- 4	0- 0	0- 2	CONFERENCE	0- 0	1- 1	1- 1			
0- 3	0- 0	0- 2	HOME	0- 0	0- 1	0- 0			
2- 1	0- 0	0- 0	AWAY	0- 0	1- 0	1- 1			
0- 0	0- 0	0- 0	NEUTRAL	0- 0	0- 0	0- 0			

RPI 1-25				RPI 26-50				RPI 51-100				RPI 101+ Team's RPI: 269			
RPI	S	Opponent	Score	RPI	S	Opponent	Score	RPI	S	Opponent	Score	RPI	S	Opponent	Score
17	A	Louisville	52 94	45	H	Penn	41 56	83	A	Drexel	53 69	143	A	Harvard	70 64
				47	H	Princeton	48 85	88	H	Maine	41 59	143	H	Harvard	43 56
												163	N	Jacksonville	44 51
												164	A	Cornell	58 71
												172	N	McNeese St.	56 78
												195	H	Rhode Island	41 57
												203	A	Oakland	60 78
												223	A	Hartford	43 36
												228	A	Columbia	76 73
												254	H	American	41 45
												265	H	New Hampshire	57 61
												271	A	Holy Cross	60 54
												276	A	Central Conn. St.	55 59
												287	H	Vermont	54 56
												288	H	Niagara	60 47
												341	A	NJIT	46 39
												347	H	Boston U.	72 52
LAST 12 Division I GAMES:															
45	H	Penn	41 56	341	A	NJIT	46 39								
47	H	Princeton	48 85	276	A	Central Conn. St.	55 59								
164	A	Cornell	58 71	271	A	Holy Cross	60 54								
228	A	Columbia	76 73	288	H	Niagara	60 47								
143	A	Harvard	70 64	254	H	American	41 45								
143	H	Harvard	43 56	17	A	Louisville	52 94								

Non-Div I Games:

Dartmouth

■ Loss,
 ■ Non-Conf, S Site,
 ■ Home
 ■ Away
 N Neutral

Average RPI Win:	225	WON-LOST	WINNING	LAST 10	STRENGTH OF	OPP. STRENGTH	TEAM	ADJ.	CONF.	ADJ CONF.
Average RPI Loss:	90	RECORD	PCT. RANK	GAMES	SCHEDULE	OF SCHEDULE	RPI	RPI	RPI	RPI
DIV. I ONLY	10- 14	219	4- 6	97	109	165	165	7	7	
DIV. I NON-CONF.	6- 7	176	0- 1	217	146	184	184	8	8	
TOTALS	RPI 1-25	RPI 26-50	W-L RECORDS	RPI 51-100	RPI 101-150	RPI 150+				
10- 14	0- 2	0- 4	OVERALL	1- 3	0- 2	9- 3				
4- 7	0- 2	0- 2	HOME	0- 2	0- 1	4- 0				
5- 7	0- 0	0- 2	AWAY	1- 1	0- 1	4- 3				
1- 0	0- 0	0- 0	NEUTRAL	0- 0	0- 0	1- 0				
6- 7	0- 1	0- 1	NON-CONFERENCE	0- 2	0- 2	6- 1				
2- 3	0- 1	0- 0	HOME	0- 1	0- 1	2- 0				
3- 4	0- 0	0- 1	AWAY	0- 1	0- 1	3- 1				
1- 0	0- 0	0- 0	NEUTRAL	0- 0	0- 0	1- 0				
4- 7	0- 1	0- 3	CONFERENCE	1- 1	0- 0	3- 2				
2- 4	0- 1	0- 2	HOME	0- 1	0- 0	2- 0				
2- 3	0- 0	0- 1	AWAY	1- 0	0- 0	1- 2				
0- 0	0- 0	0- 0	NEUTRAL	0- 0	0- 0	0- 0				

RPI 1-25				RPI 26-50				RPI 51-100				RPI 101+ Team's RPI: 165			
RPI	S	Opponent	Score	RPI	S	Opponent	Score	RPI	S	Opponent	Score	RPI	S	Opponent	Score
13	H	Michigan St.	44 73	34	H	St. Bonaventure	47 59	53	A	James Madison	45 87	128	A	Wake Forest	58 77
24	H	Duquesne	62 77	35	H	George Washington	60 79	79	H	Saint Louis	50 79	148	H	ETSU	58 65
				40	A	North Carolina St.	42 58	90	H	Charlotte	88 99	153	A	Fordham	40 51
				46	A	Dayton	66 77	98	A	VCU	56 50	153	H	Fordham	69 51
												175	H	George Mason	68 63
												195	A	Rhode Island	62 78
												215	A	Radford	68 79
												219	A	Furman	69 51
												231	N	Bowling Green	60 56
												239	A	UNCW	77 50
												245	A	High Point	62 60
												278	A	La Salle	66 58
												300	H	Western Caro.	64 51
												313	H	South Carolina St.	63 51
LAST 12 Division I GAMES:															
24	H	Duquesne	62 77	98	A	VCU	56 50	34	H	St. Bonaventure	47 59				
175	H	George Mason	68 63	79	H	Saint Louis	50 79	278	A	La Salle	66 58				
46	A	Dayton	66 77	153	A	Fordham	40 51	53	A	James Madison	45 87				
35	H	George Washington	60 79												
195	A	Rhode Island	62 78												
153	H	Fordham	69 51												

Non-Div I Games:

Davidson

■ Loss,
 ■ Non-Conf,
 S Site,
 ■ Home
 ■ Away
 N Neutral

Average RPI Win:	125	WON-LOST	WINNING	LAST 10	STRENGTH OF	OPP. STRENGTH	TEAM	ADJ.	CONF.	ADJ CONF.
Average RPI Loss:	48	RECORD	PCT. RANK	GAMES	SCHEDULE	OF SCHEDULE	RPI	RPI	RPI	RPI
DIV. I ONLY	12- 9	128	5- 5	5	50	46	46	7	7	
DIV. I NON-CONF.	7- 4	110	1- 1	7	4	17	17	8	8	
TOTALS	RPI 1-25	RPI 26-50	W-L RECORDS	RPI 51-100	RPI 101-150	RPI 150+				
12- 9	1- 3	1- 3	OVERALL	3- 3	3- 0	4- 0				
5- 4	0- 0	1- 2	HOME	1- 2	2- 0	1- 0				
5- 4	0- 2	0- 1	AWAY	1- 1	1- 0	3- 0				
2- 1	1- 1	0- 0	NEUTRAL	1- 0	0- 0	0- 0				
7- 4	1- 2	1- 1	NON-CONFERENCE	2- 1	3- 0	0- 0				
4- 1	0- 0	1- 0	HOME	1- 1	2- 0	0- 0				
1- 2	0- 1	0- 1	AWAY	0- 0	1- 0	0- 0				
2- 1	1- 1	0- 0	NEUTRAL	1- 0	0- 0	0- 0				
5- 5	0- 1	0- 2	CONFERENCE	1- 2	0- 0	4- 0				
1- 3	0- 0	0- 2	HOME	0- 1	0- 0	1- 0				
4- 2	0- 1	0- 0	AWAY	1- 1	0- 0	3- 0				
0- 0	0- 0	0- 0	NEUTRAL	0- 0	0- 0	0- 0				

RPI 1-25				RPI 26-50				RPI 51-100				RPI 101+			
RPI	S	Opponent	Score	RPI	S	Opponent	Score	RPI	S	Opponent	Score	RPI	S	Opponent	Score
6	N	Stanford	66 74	34	H	St. Bonaventure	54 59	58	H	Vanderbilt	81 56	108	H	Yale	81 75
17	N	Louisville	79 66	35	H	George Washington	61 62	79	A	Saint Louis	56 70	109	A	Toledo	83 57
21	A	Green Bay	52 68	47	H	Princeton	85 81	88	N	Maine	58 37	141	H	Wisconsin	87 64
24	A	Duquesne	58 89	48	A	Purdue	58 61	89	H	Gonzaga	47 57	165	H	Davidson	77 66
								95	A	Saint Joseph's	71 61	195	A	Rhode Island	67 53
								98	H	VCU	72 74	204	A	Richmond	60 48
												278	A	La Salle	67 51
LAST 12 Division I GAMES:															
195	A	Rhode Island	67 53	98	H	VCU	72 74	35	H	George Washington	61 62	204	A	Richmond	60 48
165	H	Davidson	77 66	24	A	Duquesne	58 89	21	A	Green Bay	52 68	47	H	Princeton	85 81
278	A	La Salle	67 51	34	H	St. Bonaventure	54 59								
95	A	Saint Joseph's	71 61	79	A	Saint Louis	56 70								

Non-Div I Games:

Dayton

■ Loss,
 ■ Non-Conf,
 ■ S Site,
 ■ H Home
 ■ A Away
 N Neutral

Average RPI Win:	127	WON-LOST	WINNING	LAST 10	STRENGTH OF	OPP. STRENGTH	TEAM	ADJ.	CONF.	ADJ CONF.
Average RPI Loss:	45	RECORD	PCT. RANK	GAMES	SCHEDULE	OF SCHEDULE	RPI	RPI	RPI	RPI
DIV. I ONLY	19- 7	59	3- 2	10	53	19	19	6	6	
DIV. I NON-CONF.	8- 5	119	0- 1	11	40	41	41	6	6	
TOTALS	RPI 1-25	RPI 26-50	W-L RECORDS	RPI 51-100	RPI 101-150	RPI 150+				
19- 7	1- 3	5- 1	OVERALL	3- 2	5- 0	5- 1				
11- 4	0- 1	3- 1	HOME	1- 1	3- 0	4- 1				
8- 3	1- 2	2- 0	AWAY	2- 1	2- 0	1- 0				
0- 0	0- 0	0- 0	NEUTRAL	0- 0	0- 0	0- 0				
8- 5	1- 3	2- 0	NON-CONFERENCE	1- 1	1- 0	3- 1				
6- 2	0- 1	2- 0	HOME	0- 0	1- 0	3- 1				
2- 3	1- 2	0- 0	AWAY	1- 1	0- 0	0- 0				
0- 0	0- 0	0- 0	NEUTRAL	0- 0	0- 0	0- 0				
11- 2	0- 0	3- 1	CONFERENCE	2- 1	4- 0	2- 0				
5- 2	0- 0	1- 1	HOME	1- 1	2- 0	1- 0				
6- 0	0- 0	2- 0	AWAY	1- 0	2- 0	1- 0				
0- 0	0- 0	0- 0	NEUTRAL	0- 0	0- 0	0- 0				

RPI 1-25				RPI 26-50				RPI 51-100				RPI 101+			
RPI	S	Opponent	Score	RPI	S	Opponent	Score	RPI	S	Opponent	Score	RPI	S	Opponent	Score
1	A	Notre Dame	90 95	29	A	Seton Hall	86 74	59	A	South Dakota St.	79 88	105	A	Georgetown	80 66
2	H	UConn	70 86	29	H	Seton Hall	74 83	64	A	Villanova	75 47	105	H	Georgetown	75 53
4	A	Baylor	72 86	30	A	St. John's (NY)	71 61	64	H	Villanova	60 64	117	H	Creighton	81 63
18	A	Texas A&M	80 66	30	H	St. John's (NY)	77 71	84	H	Marquette	91 86	135	A	Xavier	70 53
				34	H	St. Bonaventure	77 54	85	A	Northwestern	77 64	138	H	Southern Ill.	105 61
				42	H	Indiana	84 69					155	H	Loyola Chicago	75 88
												189	A	Butler	61 54
												250	H	Providence	96 50
												308	H	Colgate	96 46
												316	H	Illinois St.	89 41
												339	H	Chicago St.	88 42
LAST 12 Division I GAMES:															
4	A	Baylor	72 86	117	H	Creighton	81 63								
105	A	Georgetown	80 66	135	A	Xavier	70 53								
64	A	Villanova	75 47	189	A	Butler	61 54								
30	H	St. John's (NY)	77 71	64	H	Villanova	60 64								
29	H	Seton Hall	74 83	105	H	Georgetown	75 53								
250	H	Providence	96 50	29	A	Seton Hall	86 74								

Non-Div I Games:

DePaul

Delaware

Through Games Of Feb. 9, 2016

Average RPI Win:	241	WON-LOST	WINNING	LAST 10	STRENGTH OF	OPP. STRENGTH	TEAM	ADJ.	CONF.	ADJ CONF.
Average RPI Loss:	113	RECORD	PCT. RANK	GAMES	SCHEDULE	OF SCHEDULE	RPI	RPI	RPI	RPI
DIV. I ONLY	11- 11	167	6- 4	254	134	193	193	13	13	
DIV. I NON-CONF.	5- 6	180	0- 1	294	189	221	221	12	12	
TOTALS	RPI 1-25	RPI 26-50	W-L RECORDS	RPI 51-100	RPI 101-150	RPI 150+				
11- 11	0- 0	0- 0	OVERALL	0- 6	0- 2	11- 3				
6- 3	0- 0	0- 0	HOME	0- 2	0- 0	6- 1				
4- 7	0- 0	0- 0	AWAY	0- 4	0- 1	4- 2				
1- 1	0- 0	0- 0	NEUTRAL	0- 0	0- 1	1- 0				
5- 6	0- 0	0- 0	NON-CONFERENCE	0- 1	0- 2	5- 3				
2- 1	0- 0	0- 0	HOME	0- 0	0- 0	2- 1				
2- 4	0- 0	0- 0	AWAY	0- 1	0- 1	2- 2				
1- 1	0- 0	0- 0	NEUTRAL	0- 0	0- 1	1- 0				
6- 5	0- 0	0- 0	CONFERENCE	0- 5	0- 0	6- 0				
4- 2	0- 0	0- 0	HOME	0- 2	0- 0	4- 0				
2- 3	0- 0	0- 0	AWAY	0- 3	0- 0	2- 0				
0- 0	0- 0	0- 0	NEUTRAL	0- 0	0- 0	0- 0				

RPI S	Opponent	Score	RPI S	Opponent	Score	RPI S	Opponent	Score	RPI S	Opponent	Score	Team's RPI: 193
						53	A James Madison	55 75	105	A Georgetown	50 61	
						71	H Elon	64 66	141	N Wisconsin	52 54	
						77	A Hofstra	49 58	153	A Fordham	55 48	
						83	A Drexel	43 47	170	H East Carolina	58 68	
						83	H Drexel	53 54	174	A Col. of Charleston	63 47	
						100	A Bucknell	51 80	175	A George Mason	83 90	
									185	A Marist	56 50	
									186	A Robert Morris	50 53	
									194	H Northeastern	59 52	
									197	H William & Mary	67 63	
									239	H UNCW	67 59	
									287	H Vermont	71 60	
									290	A Towson	66 62	
									290	H Towson	69 64	
									321	N North Dakota St.	62 50	
									326	H Lafayette	67 47	
LAST 12 Division I GAMES:												
			71	H Elon	64 66	290	H Towson	69 64				
			290	A Towson	66 62	174	A Col. of Charleston	63 47				
			83	A Drexel	43 47	194	H Northeastern	59 52				
			53	A James Madison	55 75	239	H UNCW	67 59				
			197	H William & Mary	67 63	77	A Hofstra	49 58				
			83	H Drexel	53 54	186	A Robert Morris	50 53				

Non-Div I Games:

Delaware

Loss, Non-Conf, S Site, H Home A Away N Neutral

Average RPI Win:	310	WON-LOST	WINNING	LAST 10	STRENGTH OF	OPP. STRENGTH	TEAM	ADJ.	CONF.	ADJ CONF.
Average RPI Loss:	192	RECORD	PCT. RANK	GAMES	SCHEDULE	OF SCHEDULE	RPI	RPI	RPI	RPI
DIV. I ONLY	7- 15	265	4- 6	289	338	303	303	30	30	
DIV. I NON-CONF.	3- 10	277	1- 2	206	276	290	290	30	30	
TOTALS	RPI 1-25	RPI 26-50	W-L RECORDS	RPI 51-100	RPI 101-150	RPI 150+				
7- 15	0- 0	0- 1	OVERALL	0- 2	0- 1	7- 11				
5- 5	0- 0	0- 0	HOME	0- 1	0- 0	5- 4				
1- 10	0- 0	0- 1	AWAY	0- 1	0- 1	1- 7				
1- 0	0- 0	0- 0	NEUTRAL	0- 0	0- 0	1- 0				
3- 10	0- 0	0- 1	NON-CONFERENCE	0- 2	0- 1	3- 6				
2- 4	0- 0	0- 0	HOME	0- 1	0- 0	2- 3				
0- 6	0- 0	0- 1	AWAY	0- 1	0- 1	0- 3				
1- 0	0- 0	0- 0	NEUTRAL	0- 0	0- 0	1- 0				
4- 5	0- 0	0- 0	CONFERENCE	0- 0	0- 0	4- 5				
3- 1	0- 0	0- 0	HOME	0- 0	0- 0	3- 1				
1- 4	0- 0	0- 0	AWAY	0- 0	0- 0	1- 4				
0- 0	0- 0	0- 0	NEUTRAL	0- 0	0- 0	0- 0				

RPI S	Opponent	Score	RPI S	Opponent	Score	RPI S	Opponent	Score	RPI S	Opponent	Score	Team's RPI: 303
36	A West Virginia	34 77	60	A Temple	59 100	146	A Pittsburgh	43 77				
			77	H Hofstra	49 66	153	A Fordham	58 74				
						161	A Fla. Atlantic	55 83				
						164	A Cornell	62 71				
						197	H William & Mary	59 65				
						202	H Lehigh	49 83				
						218	A Morgan St.	49 56				
						237	N Appalachian St.	76 69				
						248	A Bethune-Cookman	35 66				
						274	H N.C. A&T	64 84				
						294	A Savannah St.	67 59				
						297	A Florida A&M	56 86				
						310	H Longwood	88 63				
						313	A South Carolina St.	48 61				
						313	H South Carolina St.	79 61				
						327	H Howard	87 86				
						337	H Mt. St. Mary's	41 54				
						342	H Wagner	66 44				
						349	H N.C. Central	66 56				
LAST 12 Division I GAMES:												
297	A Florida A&M	56 86	313	A South Carolina St.	48 61							
248	A Bethune-Cookman	35 66	327	H Howard	87 86							
313	H South Carolina St.	79 61	218	A Morgan St.	49 56							
274	H N.C. A&T	64 84	164	A Cornell	62 71							
349	H N.C. Central	66 56	77	H Hofstra	49 66							
294	A Savannah St.	67 59	310	H Longwood	88 63							

Non-Div I Games:

Delaware St.

■ Loss,
 ■ Non-Conf,
 ■ S Site,
 ■ H Home
 ■ A Away
 N Neutral

Average RPI Win:	293	WON-LOST	WINNING	LAST 10	STRENGTH OF	OPP. STRENGTH	TEAM	ADJ.	CONF.	ADJ CONF.
Average RPI Loss:	175	RECORD	PCT. RANK	GAMES	SCHEDULE	OF SCHEDULE	RPI	RPI	RPI	RPI
DIV. I ONLY	4- 20	325	2- 8	181	283	305	305	18	18	
DIV. I NON-CONF.	2- 11	306	0- 1	174	321	287	287	19	19	
TOTALS	RPI 1-25	RPI 26-50	W-L RECORDS	RPI 51-100	RPI 101-150	RPI 150+				
4- 20	0- 1	0- 0	OVERALL	0- 4	0- 2	4- 13				
2- 9	0- 0	0- 0	HOME	0- 3	0- 1	2- 5				
2- 9	0- 0	0- 0	AWAY	0- 0	0- 0	2- 1				
0- 2	0- 1	0- 0	NEUTRAL	0- 0	0- 0	0- 1				
2- 11	0- 1	0- 0	NON-CONFERENCE	0- 1	0- 1	2- 8				
0- 6	0- 0	0- 0	HOME	0- 1	0- 1	0- 4				
2- 3	0- 0	0- 0	AWAY	0- 0	0- 0	2- 3				
0- 2	0- 1	0- 0	NEUTRAL	0- 0	0- 0	0- 1				
2- 9	0- 0	0- 0	CONFERENCE	0- 3	0- 1	2- 5				
2- 3	0- 0	0- 0	HOME	0- 2	0- 0	2- 1				
0- 6	0- 0	0- 0	AWAY	0- 1	0- 1	0- 4				
0- 0	0- 0	0- 0	NEUTRAL	0- 0	0- 0	0- 0				

RPI S	Opponent	Score	RPI S	Opponent	Score	RPI S	Opponent	Score	RPI S	Opponent	Score
1 N	Notre Dame	52 94				59 H	South Dakota St.	39 76	113 A	IUPUI	75 81
						62 H	Colorado St.	46 74	149 H	Long Beach St.	41 48
						80 A	South Dakota	60 85	159 A	Oral Roberts	33 65
						80 H	South Dakota	33 79	159 H	Oral Roberts	56 59
									166 N	Louisiana Tech	53 58
									168 H	Northern Colo.	51 60
									176 A	Milwaukee	56 49
									188 H	Weber St.	49 61
									222 H	Ill.-Chicago	46 56
									227 A	Western Ill.	60 63
									249 A	Seattle	51 59
									252 H	Wyoming	64 75
									264 A	Omaha	55 67
									268 A	Pepperdine	60 64
									307 A	UMKC	58 68
									321 H	North Dakota St.	64 53
									332 A	IPFW	49 61
									332 H	IPFW	53 50
									343 A	Air Force	57 48
LAST 12 Division I GAMES:											
159 H	Oral Roberts	56 59	227 A	Western Ill.	60 63						
80 H	South Dakota	33 79	332 H	IPFW	53 50						
332 A	IPFW	49 61	321 H	North Dakota St.	64 53						
113 A	IUPUI	75 81	80 A	South Dakota	60 85						
159 A	Oral Roberts	33 65	59 H	South Dakota St.	39 76						
264 A	Omaha	55 67	149 H	Long Beach St.	41 48						

Non-Div I Games:

Denver

Average RPI Win:	230	WON-LOST	WINNING	LAST 10	STRENGTH OF	OPP. STRENGTH	TEAM	ADJ.	CONF.	ADJ CONF.
Average RPI Loss:	103	RECORD	PCT. RANK	GAMES	SCHEDULE	OF SCHEDULE	RPI	RPI	RPI	RPI
DIV. I ONLY	10- 11	186	7- 3	122	138	162	162	14	14	
DIV. I NON-CONF.	3- 7	248	0- 1	177	74	264	264	15	15	
TOTALS	RPI 1-25	RPI 26-50	W-L RECORDS	RPI 51-100	RPI 101-150	RPI 150+				
10- 11	0- 3	0- 1	OVERALL	0- 2	2- 3	8- 2				
5- 6	0- 0	0- 0	HOME	0- 2	1- 2	4- 2				
5- 5	0- 3	0- 1	AWAY	0- 0	1- 1	4- 0				
0- 0	0- 0	0- 0	NEUTRAL	0- 0	0- 0	0- 0				
3- 7	0- 2	0- 1	NON-CONFERENCE	0- 1	0- 2	3- 1				
3- 3	0- 0	0- 0	HOME	0- 1	0- 1	3- 1				
0- 4	0- 2	0- 1	AWAY	0- 0	0- 1	0- 0				
0- 0	0- 0	0- 0	NEUTRAL	0- 0	0- 0	0- 0				
7- 4	0- 1	0- 0	CONFERENCE	0- 1	2- 1	5- 1				
2- 3	0- 0	0- 0	HOME	0- 1	1- 1	1- 1				
5- 1	0- 1	0- 0	AWAY	0- 0	1- 0	4- 0				
0- 0	0- 0	0- 0	NEUTRAL	0- 0	0- 0	0- 0				

RPI S	Opponent	Score	RPI S	Opponent	Score	RPI S	Opponent	Score	RPI S	Opponent	Score	Team's RPI: 162
11	A Maryland	41 97	34	A St. Bonaventure	73 84	75	H Michigan	61 88	111	H Eastern Mich.	68 85	
13	A Michigan St.	42 81				99	H Wright St.	71 89	123	A Youngstown St.	69 68	
21	A Green Bay	36 58							123	H Youngstown St.	70 72	
									124	A Western Mich.	66 70	
									145	H Northern Ky.	66 65	
									176	A Milwaukee	89 79	
									203	H Oakland	73 79	
									206	A Valparaiso	72 66	
									207	H Cincinnati	77 68	
									222	A Ill.-Chicago	89 80	
									288	H Niagara	80 75	
									302	A Cleveland St.	66 60	
									302	H Cleveland St.	82 68	
									315	H Bradley	67 75	
									332	H IPFW	64 63	
LAST 12 Division I GAMES:												
123	A Youngstown St.	69 68	99	H Wright St.	71 89							
302	A Cleveland St.	66 60	222	A Ill.-Chicago	89 80							
21	A Green Bay	36 58	206	A Valparaiso	72 66							
176	A Milwaukee	89 79	302	H Cleveland St.	82 68							
203	H Oakland	73 79	123	H Youngstown St.	70 72							
145	H Northern Ky.	66 65	111	H Eastern Mich.	68 85							

Non-Div I Games: Salem Int'l 81 50

Detroit

Average RPI Win: 197	WON-LOST	WINNING	LAST 10	STRENGTH OF	OPP. STRENGTH	TEAM	ADJ.	CONF.	ADJ CONF.
Average RPI Loss: 113	RECORD	PCT. RANK	GAMES	SCHEDULE	OF SCHEDULE	RPI	RPI	RPI	RPI
DIV. I ONLY	15- 6	65	9- 1	184	125	97	97	21	21
DIV. I NON-CONF.	6- 4	125	0- 1	98	41	86	86	17	17
TOTALS	RPI 1-25	RPI 26-50	W-L RECORDS	RPI 51-100	RPI 101-150	RPI 150+			
15- 6	0- 1	0- 1	OVERALL	3- 1	3- 2	9- 1			
8- 3	0- 1	0- 0	HOME	2- 0	2- 2	4- 0			
6- 3	0- 0	0- 1	AWAY	1- 1	1- 0	4- 1			
1- 0	0- 0	0- 0	NEUTRAL	0- 0	0- 0	1- 0			
6- 4	0- 1	0- 1	NON-CONFERENCE	1- 1	3- 0	2- 1			
3- 1	0- 1	0- 0	HOME	1- 0	2- 0	0- 0			
2- 3	0- 0	0- 1	AWAY	0- 1	1- 0	1- 1			
1- 0	0- 0	0- 0	NEUTRAL	0- 0	0- 0	1- 0			
9- 2	0- 0	0- 0	CONFERENCE	2- 0	0- 2	7- 0			
5- 2	0- 0	0- 0	HOME	1- 0	0- 2	4- 0			
4- 0	0- 0	0- 0	AWAY	1- 0	0- 0	3- 0			
0- 0	0- 0	0- 0	NEUTRAL	0- 0	0- 0	0- 0			

RPI 1-25				RPI 26-50				RPI 51-100 Team's RPI: 97				RPI 101+			
RPI	S	Opponent	Score	RPI	S	Opponent	Score	RPI	S	Opponent	Score	RPI	S	Opponent	Score
21	H	Green Bay	61 86	50	A	Iowa	76 89	80	A	South Dakota	87 92	117	H	Creighton	81 72
								87	A	Missouri St.	82 75	126	H	North Dakota	73 63
								87	H	Missouri St.	95 72	131	H	UNI	73 79
								94	H	Iowa St.	74 70	138	H	Southern Ill.	67 77
												141	A	Wisconsin	89 70
												155	A	Loyola Chicago	81 65
												180	A	UNLV	76 68
												181	N	Tulsa	91 80
												247	H	Indiana St.	80 55
												256	A	Northern Ill.	73 87
												292	A	Wichita St.	87 56
												292	H	Wichita St.	81 59
												315	A	Bradley	76 64
												316	H	Illinois St.	76 41
												319	H	Evansville	94 52
LAST 12 Division I GAMES:															
87	H	Missouri St.	95 72	247	H	Indiana St.	80 55								
292	H	Wichita St.	81 59	292	A	Wichita St.	87 56								
155	A	Loyola Chicago	81 65	87	A	Missouri St.	82 75								
315	A	Bradley	76 64	319	H	Evansville	94 52								
131	H	UNI	73 79	138	H	Southern Ill.	67 77								
316	H	Illinois St.	76 41	50	A	Iowa	76 89								

Non-Div I Games: William Penn 100 61

Drake

■ Loss,
 ■ Non-Conf,
 ■ S Site,
 ■ H Home
 ■ A Away
 N Neutral

Average RPI Win: 160	WON-LOST	WINNING	LAST 10	STRENGTH OF	OPP. STRENGTH	TEAM	ADJ.	CONF.	ADJ CONF.
Average RPI Loss: 97	RECORD	PCT. RANK	GAMES	SCHEDULE	OF SCHEDULE	RPI	RPI	RPI	RPI
DIV. I ONLY	12- 10	150	7- 3	55	104	83	83	13	13
DIV. I NON-CONF.	4- 7	222	0- 1	17	60	121	121	12	12
TOTALS	RPI 1-25	RPI 26-50	W-L RECORDS	RPI 51-100	RPI 101-150	RPI 150+			
12- 10	0- 0	1- 3	OVERALL	2- 4	1- 0	8- 3			
7- 2	0- 0	1- 0	HOME	2- 1	1- 0	3- 1			
5- 6	0- 0	0- 3	AWAY	0- 2	0- 0	5- 1			
0- 2	0- 0	0- 0	NEUTRAL	0- 1	0- 0	0- 1			
4- 7	0- 0	1- 3	NON-CONFERENCE	0- 3	1- 0	2- 1			
3- 1	0- 0	1- 0	HOME	0- 1	1- 0	1- 0			
1- 4	0- 0	0- 3	AWAY	0- 1	0- 0	1- 0			
0- 2	0- 0	0- 0	NEUTRAL	0- 1	0- 0	0- 1			
8- 3	0- 0	0- 0	CONFERENCE	2- 1	0- 0	6- 2			
4- 1	0- 0	0- 0	HOME	2- 0	0- 0	2- 1			
4- 2	0- 0	0- 0	AWAY	0- 1	0- 0	4- 1			
0- 0	0- 0	0- 0	NEUTRAL	0- 0	0- 0	0- 0			

RPI 1-25				RPI 26-50				RPI 51-100				Team's RPI: 83	RPI 101+			
RPI	S	Opponent	Score	RPI	S	Opponent	Score	RPI	S	Opponent	Score		RPI	S	Opponent	Score
				27	A	Syracuse	62 83	53	A	James Madison	56 67		115	H	Quinnipiac	62 49
				34	H	St. Bonaventure	58 46	58	H	Vanderbilt	64 74		167	A	Hampton	57 36
				39	A	South Fla.	58 73	64	N	Villanova	55 67		174	A	Col. of Charleston	46 49
				45	A	Penn	67 72	71	H	Elon	74 31		174	H	Col. of Charleston	66 54
								77	H	Hofstra	67 64		193	A	Delaware	54 53
								95	A	Saint Joseph's	46 53		193	H	Delaware	47 43
													194	A	Northeastern	53 49
													194	H	Northeastern	65 73
													197	A	William & Mary	67 50
													225	N	Montana	50 58
													239	A	UNCW	71 57
													269	H	Dartmouth	69 53
LAST 12 Division I GAMES:																
				174	A	Col. of Charleston	46 49	71	H	Elon	74 31					
				239	A	UNCW	71 57	53	A	James Madison	56 67					
				193	H	Delaware	47 43	197	A	William & Mary	67 50					
				77	H	Hofstra	67 64	194	H	Northeastern	65 73					
				194	A	Northeastern	53 49	174	H	Col. of Charleston	66 54					
				193	A	Delaware	54 53	27	A	Syracuse	62 83					

Non-Div I Games:

Drexel

■ Loss,
■ Non-Conf,
■ S Site,
■ H Home
■ A Away
N Neutral

Average RPI Win:	155	WON-LOST	WINNING	LAST 10	STRENGTH OF	OPP. STRENGTH	TEAM	ADJ.	CONF.	ADJ CONF.
Average RPI Loss:	21	RECORD	PCT. RANK	GAMES	SCHEDULE	OF SCHEDULE	RPI	RPI	RPI	RPI
DIV. I ONLY	17- 8	86	6- 4	33	31	41	41	5	5	
DIV. I NON-CONF.	11- 3	54	1- 0	43	53	24	24	5	5	
TOTALS	RPI 1-25	RPI 26-50	W-L RECORDS	RPI 51-100	RPI 101-150	RPI 150+				
17- 8	0- 5	1- 3	OVERALL	4- 0	6- 0	6- 0				
11- 3	0- 2	0- 1	HOME	3- 0	4- 0	4- 0				
3- 5	0- 3	1- 2	AWAY	0- 0	1- 0	1- 0				
3- 0	0- 0	0- 0	NEUTRAL	1- 0	1- 0	1- 0				
11- 3	0- 3	1- 0	NON-CONFERENCE	3- 0	2- 0	5- 0				
7- 1	0- 1	0- 0	HOME	2- 0	1- 0	4- 0				
1- 2	0- 2	1- 0	AWAY	0- 0	0- 0	0- 0				
3- 0	0- 0	0- 0	NEUTRAL	1- 0	1- 0	1- 0				
6- 5	0- 2	0- 3	CONFERENCE	1- 0	4- 0	1- 0				
4- 2	0- 1	0- 1	HOME	1- 0	3- 0	0- 0				
2- 3	0- 1	0- 2	AWAY	0- 0	1- 0	1- 0				
0- 0	0- 0	0- 0	NEUTRAL	0- 0	0- 0	0- 0				

RPI 1-25				RPI 26-50				Team's RPI: 41	RPI 51-100				RPI 101+			
RPI	S	Opponent	Score	RPI	S	Opponent	Score		RPI	S	Opponent	Score	RPI	S	Opponent	Score
1	H	Notre Dame	61 68	27	A	Syracuse	50 86		68	H	Army West Point	72 61	101	H	Liberty	79 41
3	A	South Carolina	55 66	38	A	Miami (FL)	53 61		86	H	Minnesota	84 64	103	H	Boston College	71 51
17	A	Louisville	48 65	40	H	North Carolina St.	62 65		94	N	Iowa St.	86 48	106	H	North Carolina	71 55
18	H	Texas A&M	66 72	45	A	Penn	57 50		96	H	Virginia	67 52	128	H	Wake Forest	95 68
23	A	Kentucky	61 71										137	N	Idaho	74 68
													146	A	Pittsburgh	70 48
													201	N	Texas St.	85 34
													235	A	Clemson	72 43
													238	H	Massachusetts	70 46
													239	H	UNCW	78 56
													300	H	Western Caro.	84 47
													311	H	Winthrop	78 50
LAST 12 Division I GAMES:																
				38	A	Miami (FL)	53 61		103	H	Boston College	71 51				
				96	H	Virginia	67 52		40	H	North Carolina St.	62 65				
				1	H	Notre Dame	61 68		17	A	Louisville	48 65				
				146	A	Pittsburgh	70 48		128	H	Wake Forest	95 68				
				106	H	North Carolina	71 55		27	A	Syracuse	50 86				
				235	A	Clemson	72 43		239	H	UNCW	78 56				

Non-Div I Games:

Duke

■ Loss,
■ Non-Conf, S Site,
■ Home
■ Away
N Neutral

Average RPI Win:	175	WON-LOST	WINNING	LAST 10	STRENGTH OF	OPP. STRENGTH	TEAM	ADJ.	CONF.	ADJ CONF.
Average RPI Loss:	41	RECORD	PCT. RANK	GAMES	SCHEDULE	OF SCHEDULE	RPI	RPI	RPI	RPI
DIV. I ONLY	20- 2	7	9- 1	109	142	24	24	7	7	
DIV. I NON-CONF.	11- 1	16	2- 0	175	251	29	29	8	8	
TOTALS	RPI 1-25	RPI 26-50	W-L RECORDS	RPI 51-100	RPI 101-150	RPI 150+				
20- 2	0- 0	4- 2	OVERALL	2- 0	2- 0	12- 0				
8- 1	0- 0	4- 1	HOME	0- 0	0- 0	4- 0				
11- 1	0- 0	0- 1	AWAY	2- 0	2- 0	7- 0				
1- 0	0- 0	0- 0	NEUTRAL	0- 0	0- 0	1- 0				
11- 1	0- 0	2- 1	NON-CONFERENCE	1- 0	2- 0	6- 0				
4- 0	0- 0	2- 0	HOME	0- 0	0- 0	2- 0				
6- 1	0- 0	0- 1	AWAY	1- 0	2- 0	3- 0				
1- 0	0- 0	0- 0	NEUTRAL	0- 0	0- 0	1- 0				
9- 1	0- 0	2- 1	CONFERENCE	1- 0	0- 0	6- 0				
4- 1	0- 0	2- 1	HOME	0- 0	0- 0	2- 0				
5- 0	0- 0	0- 0	AWAY	1- 0	0- 0	4- 0				
0- 0	0- 0	0- 0	NEUTRAL	0- 0	0- 0	0- 0				

RPI 1-25			Team's RPI: 24		RPI 26-50			RPI 51-100			RPI 101+				
RPI	S	Opponent	Score	RPI	S	Opponent	Score	RPI	S	Opponent	Score	RPI	S	Opponent	Score
				30	H	St. John's (NY)	76 57	82	A	Central Mich.	68 49	133	A	Buffalo	79 62
				31	H	Ohio	64 47	98	A	VCU	71 67	146	A	Pittsburgh	79 65
				34	H	St. Bonaventure	74 62					153	H	Fordham	55 40
				35	H	George Washington	52 70					165	A	Davidson	77 62
				46	H	Dayton	89 58					175	A	George Mason	72 56
				47	A	Princeton	66 94					187	A	New Mexico	78 69
												195	A	Rhode Island	79 70
												204	A	Richmond	65 44
												238	H	Massachusetts	73 64
												274	N	N.C. A&T	81 67
												320	H	UMES	95 59
												326	A	Lafayette	73 65
												327	H	Howard	86 62
												334	A	Saint Peter's	63 38
LAST 12 Division I GAMES:															
				165	A	Davidson	77 62	195	A	Rhode Island	79 70				
				238	H	Massachusetts	73 64	153	H	Fordham	55 40				
				98	A	VCU	71 67	175	A	George Mason	72 56				
				204	A	Richmond	65 44	46	H	Dayton	89 58				
				34	H	St. Bonaventure	74 62	146	A	Pittsburgh	79 65				
				35	H	George Washington	52 70	30	H	St. John's (NY)	76 57				

Non-Div I Games: Slippery Rock 79 54

Duquesne

■ Loss,
 ■ Non-Conf, S Site,
 ■ Home
 ■ Away
 N Neutral

Average RPI Win: 232	WON-LOST	WINNING	LAST 10	STRENGTH OF	OPP. STRENGTH	TEAM	ADJ.	CONF.	ADJ CONF.
Average RPI Loss: 123	RECORD	PCT. RANK	GAMES	SCHEDULE	OF SCHEDULE	RPI	RPI	RPI	RPI
DIV. I ONLY	11- 10	158	6- 3	192	162	148	148	17	17
DIV. I NON-CONF.	5- 7	198	1- 1	151	126	146	146	16	16

TOTALS	RPI 1-25	RPI 26-50	W-L RECORDS	RPI 51-100	RPI 101-150	RPI 150+			
11- 10	0- 1	0- 0	OVERALL	0- 3	2- 3	9- 3			
7- 1	0- 0	0- 0	HOME	0- 1	1- 0	6- 0			
4- 9	0- 1	0- 0	AWAY	0- 2	1- 3	3- 3			
0- 0	0- 0	0- 0	NEUTRAL	0- 0	0- 0	0- 0			
5- 7	0- 1	0- 0	NON-CONFERENCE	0- 2	1- 2	4- 2			
3- 0	0- 0	0- 0	HOME	0- 0	1- 0	2- 0			
2- 7	0- 1	0- 0	AWAY	0- 2	0- 2	2- 2			
0- 0	0- 0	0- 0	NEUTRAL	0- 0	0- 0	0- 0			
6- 3	0- 0	0- 0	CONFERENCE	0- 1	1- 1	5- 1			
4- 1	0- 0	0- 0	HOME	0- 1	0- 0	4- 0			
2- 2	0- 0	0- 0	AWAY	0- 0	1- 1	1- 1			
0- 0	0- 0	0- 0	NEUTRAL	0- 0	0- 0	0- 0			

RPI 1-25				RPI 26-50				RPI 51-100				RPI 101+ Team's RPI: 148			
RPI	S	Opponent	Score	RPI	S	Opponent	Score	RPI	S	Opponent	Score	RPI	S	Opponent	Score
15	A	Tennessee	49 85					57	H	Chattanooga	57 65	116	A	Iona	50 56
								58	A	Vanderbilt	39 65	121	A	Samford	47 55
								71	A	Elon	38 50	127	A	Mercer	55 53
												128	A	Wake Forest	52 69
												142	H	UNC Asheville	74 68
												158	A	Old Dominion	56 52
												165	A	Davidson	65 58
												208	A	Eastern Ky.	41 64
												219	A	Furman	77 81
												219	H	Furman	68 64
												237	A	Appalachian St.	52 70
												266	H	Austin Peay	80 76
												279	H	Campbell	70 55
												289	H	UNCG	89 73
												300	H	Western Caro.	74 62
												301	A	Wofford	70 54
												301	H	Wofford	70 69
LAST 12 Division I GAMES:															
219	H	Furman	68 64	289	H	UNCG	89 73								
301	H	Wofford	70 69	301	A	Wofford	70 54								
57	H	Chattanooga	57 65	219	A	Furman	77 81								
127	A	Mercer	55 53	116	A	Iona	50 56								
121	A	Samford	47 55	266	H	Austin Peay	80 76								
300	H	Western Caro.	74 62	165	A	Davidson	65 58								

Non-Div I Games: Armstrong St. 62 52 Lees-McRae 73 46 Brevard 69 46

ETSU

Loss, Non-Conf, S Site, H Home A Away N Neutral

East Carolina

Through Games Of Feb. 9, 2016

Average RPI Win:	236	WON-LOST	WINNING	LAST 10	STRENGTH OF	OPP. STRENGTH	TEAM	ADJ.	CONF.	ADJ CONF.
Average RPI Loss:	78	RECORD	PCT. RANK	GAMES	SCHEDULE	OF SCHEDULE	RPI	RPI	RPI	RPI
DIV. I ONLY	9- 15	241	3- 7	83	93	170	170	8	8	
DIV. I NON-CONF.	6- 6	160	0- 0	47	195	111	111	7	7	
TOTALS	RPI 1-25	RPI 26-50	W-L RECORDS	RPI 51-100	RPI 101-150	RPI 150+				
9- 15	0- 2	0- 3	OVERALL	0- 6	0- 1	9- 3				
4- 4	0- 0	0- 1	HOME	0- 2	0- 0	4- 1				
3- 6	0- 1	0- 1	AWAY	0- 2	0- 0	3- 2				
2- 5	0- 1	0- 1	NEUTRAL	0- 2	0- 1	2- 0				
6- 6	0- 1	0- 1	NON-CONFERENCE	0- 3	0- 1	6- 0				
2- 0	0- 0	0- 0	HOME	0- 0	0- 0	2- 0				
2- 1	0- 0	0- 0	AWAY	0- 1	0- 0	2- 0				
2- 5	0- 1	0- 1	NEUTRAL	0- 2	0- 1	2- 0				
3- 9	0- 1	0- 2	CONFERENCE	0- 3	0- 0	3- 3				
2- 4	0- 0	0- 1	HOME	0- 2	0- 0	2- 1				
1- 5	0- 1	0- 1	AWAY	0- 1	0- 0	1- 2				
0- 0	0- 0	0- 0	NEUTRAL	0- 0	0- 0	0- 0				

RPI 1-25				RPI 26-50				RPI 51-100				RPI 101+ Team's RPI: 170			
RPI	S	Opponent	Score	RPI	S	Opponent	Score	RPI	S	Opponent	Score	RPI	S	Opponent	Score
2	A	UConn	46 92	31	N	Ohio	61 64	55	A	Auburn	69 83	117	N	Creighton	66 91
3	N	South Carolina	57 88	39	A	South Fla.	54 75	57	N	Chattanooga	61 72	157	A	SMU	67 74
				39	H	South Fla.	59 61	60	H	Temple	63 83	181	A	Tulsa	79 81
								81	A	Tulane	73 78	181	H	Tulsa	54 55
								81	H	Tulane	51 66	182	N	UTRGV	70 59
								85	N	Northwestern	75 78	184	N	Eastern Wash.	80 62
												193	A	Delaware	68 58
												207	H	Cincinnati	63 60
												211	H	Presbyterian	84 57
												242	H	Houston	76 70
												259	A	UCF	71 56
												318	H	Alcorn	87 58
												328	A	A&M-Corpus Christi	82 46
LAST 12 Division I GAMES:															
157	A	SMU	67 74	39	A	South Fla.	54 75								
2	A	UConn	46 92	242	H	Houston	76 70								
181	H	Tulsa	54 55	259	A	UCF	71 56								
60	H	Temple	63 83	81	H	Tulane	51 66								
81	A	Tulane	73 78	39	H	South Fla.	59 61								
207	H	Cincinnati	63 60	181	A	Tulsa	79 81								

Non-Div I Games:

East Carolina

Loss, Non-Conf, S Site, H Home A Away N Neutral

Average RPI Win: 156	WON-LOST	WINNING	LAST 10	STRENGTH OF	OPP. STRENGTH	TEAM	ADJ.	CONF.	ADJ CONF.
Average RPI Loss: 207	RECORD	PCT. RANK	GAMES	SCHEDULE	OF SCHEDULE	RPI	RPI	RPI	RPI
DIV. I ONLY	2- 21	345	1- 9	226	290	338	338	24	24
DIV. I NON-CONF.	1- 11	336	0- 1	178	311	322	322	23	23
TOTALS	RPI 1-25	RPI 26-50	W-L RECORDS	RPI 51-100	RPI 101-150	RPI 150+			
2- 21	0- 0	0- 0	OVERALL	0- 2	1- 2	1- 17			
2- 8	0- 0	0- 0	HOME	0- 1	1- 0	1- 7			
0- 13	0- 0	0- 0	AWAY	0- 1	0- 2	0- 10			
0- 0	0- 0	0- 0	NEUTRAL	0- 0	0- 0	0- 0			
1- 11	0- 0	0- 0	NON-CONFERENCE	0- 1	1- 1	0- 9			
1- 4	0- 0	0- 0	HOME	0- 0	1- 0	0- 4			
0- 7	0- 0	0- 0	AWAY	0- 1	0- 1	0- 5			
0- 0	0- 0	0- 0	NEUTRAL	0- 0	0- 0	0- 0			
1- 10	0- 0	0- 0	CONFERENCE	0- 1	0- 1	1- 8			
1- 4	0- 0	0- 0	HOME	0- 1	0- 0	1- 3			
0- 6	0- 0	0- 0	AWAY	0- 0	0- 1	0- 5			
0- 0	0- 0	0- 0	NEUTRAL	0- 0	0- 0	0- 0			

RPI S	Opponent	Score	RPI S	Opponent	Score	RPI S	Opponent	Score	RPI S	Opponent	Score	Team's RPI: 338
						79	A Saint Louis	47 78	110	A Belmont	61 89	
						91	H UT Martin	39 65	113	H IUPUI	77 71	
									119	A Memphis	49 80	
									152	A SIUE	75 87	
									155	H Loyola Chicago	75 86	
									176	H Milwaukee	71 82	
									178	H Stetson	66 68	
									198	H Southeast Mo. St.	64 59	
									207	A Cincinnati	57 70	
									208	H Eastern Ky.	56 75	
									222	A Ill.-Chicago	54 66	
									227	H Western Ill.	69 92	
									241	H Tennessee St.	53 62	
									247	A Indiana St.	42 60	
									256	A Northern Ill.	63 79	
									264	A Omaha	67 76	
									266	A Austin Peay	45 80	
									277	A Jacksonville St.	52 60	
									284	A Tennessee Tech	74 81	
									293	A Murray St.	56 66	
									298	H Morehead St.	77 85	
LAST 12 Division I GAMES:												
198	H	Southeast Mo. St.	64	59	208	H	Eastern Ky.	56	75			
152	A	SIUE	75	87	110	A	Belmont	61	89			
293	A	Murray St.	56	66	241	H	Tennessee St.	53	62			
266	A	Austin Peay	45	80	277	A	Jacksonville St.	52	60			
91	H	UT Martin	39	65	284	A	Tennessee Tech	74	81			
298	H	Morehead St.	77	85	222	A	Ill.-Chicago	54	66			

Non-Div I Games:

Eastern Ill.

■ Loss,
 ■ Non-Conf,
 ■ S Site,
 ■ H Home
 ■ A Away
 N Neutral

Average RPI Win:	243	WON-LOST	WINNING	LAST 10	STRENGTH OF	OPP. STRENGTH	TEAM	ADJ.	CONF.	ADJ CONF.
Average RPI Loss:	158	RECORD	PCT. RANK	GAMES	SCHEDULE	OF SCHEDULE	RPI	RPI	RPI	RPI
DIV. I ONLY	10- 10	167	6- 4	247	240	208	208	24	24	
DIV. I NON-CONF.	4- 5	193	0- 0	143	168	167	167	23	23	
TOTALS	RPI 1-25	RPI 26-50	W-L RECORDS	RPI 51-100	RPI 101-150	RPI 150+				
10- 10	0- 0	0- 1	OVERALL	1- 3	1- 1	8- 5				
6- 3	0- 0	0- 0	HOME	1- 1	1- 0	4- 2				
3- 6	0- 0	0- 0	AWAY	0- 2	0- 1	3- 3				
1- 1	0- 0	0- 1	NEUTRAL	0- 0	0- 0	1- 0				
4- 5	0- 0	0- 1	NON-CONFERENCE	0- 3	1- 0	3- 1				
2- 1	0- 0	0- 0	HOME	0- 1	1- 0	1- 0				
1- 3	0- 0	0- 0	AWAY	0- 2	0- 0	1- 1				
1- 1	0- 0	0- 1	NEUTRAL	0- 0	0- 0	1- 0				
6- 5	0- 0	0- 0	CONFERENCE	1- 0	0- 1	5- 4				
4- 2	0- 0	0- 0	HOME	1- 0	0- 0	3- 2				
2- 3	0- 0	0- 0	AWAY	0- 0	0- 1	2- 2				
0- 0	0- 0	0- 0	NEUTRAL	0- 0	0- 0	0- 0				

RPI 1-25				RPI 26-50				RPI 51-100				RPI 101+ Team's RPI: 208			
RPI	S	Opponent	Score	RPI	S	Opponent	Score	RPI	S	Opponent	Score	RPI	S	Opponent	Score
				40	N	North Carolina St.	62 73	56	A	Western Ky.	60 76	110	A	Belmont	61 72
								87	A	Missouri St.	63 87	148	H	ETSU	64 41
								91	H	UT Martin	70 61	152	A	SIUE	74 89
								99	H	Wright St.	69 71	198	H	Southeast Mo. St.	56 55
												204	A	Richmond	62 81
												241	A	Tennessee St.	70 66
												251	A	Miami (OH)	77 72
												266	A	Austin Peay	66 94
												275	N	Saint Francis (PA)	88 82
												277	H	Jacksonville St.	54 56
												284	H	Tennessee Tech	72 77
												293	H	Murray St.	72 60
												298	H	Morehead St.	100 93
												300	H	Western Caro.	91 62
												338	A	Eastern Ill.	75 56
LAST 12 Division I GAMES:															
				110	A	Belmont	61 72					152	A	SIUE	74 89
				241	A	Tennessee St.	70 66					338	A	Eastern Ill.	75 56
				298	H	Morehead St.	100 93					198	H	Southeast Mo. St.	56 55
				277	H	Jacksonville St.	54 56					91	H	UT Martin	70 61
				284	H	Tennessee Tech	72 77					266	A	Austin Peay	66 94
				293	H	Murray St.	72 60					275	N	Saint Francis (PA)	88 82

Non-Div I Games: Cincinnati Christian 112 34 Davis & Elkins 73 58

Eastern Ky.

■ Loss,
 ■ Non-Conf,
 ■ S Site,
 ■ Home
 ■ A Away
 N Neutral

Average RPI Win:	192	WON-LOST	WINNING	LAST 10	STRENGTH OF	OPP. STRENGTH	TEAM	ADJ.	CONF.	ADJ CONF.
Average RPI Loss:	87	RECORD	PCT. RANK	GAMES	SCHEDULE	OF SCHEDULE	RPI	RPI	RPI	RPI
DIV. I ONLY	12- 8	114	4- 6	141	119	111	111	11	11	
DIV. I NON-CONF.	7- 2	57	1- 0	186	120	60	60	13	13	
TOTALS	RPI 1-25	RPI 26-50	W-L RECORDS	RPI 51-100	RPI 101-150	RPI 150+				
12- 8	0- 1	0- 1	OVERALL	1- 3	4- 2	7- 1				
7- 3	0- 0	0- 1	HOME	1- 1	3- 1	3- 0				
5- 4	0- 1	0- 0	AWAY	0- 1	1- 1	4- 1				
0- 1	0- 0	0- 0	NEUTRAL	0- 1	0- 0	0- 0				
7- 2	0- 1	0- 0	NON-CONFERENCE	1- 1	1- 0	5- 0				
3- 0	0- 0	0- 0	HOME	1- 0	0- 0	2- 0				
4- 1	0- 1	0- 0	AWAY	0- 0	1- 0	3- 0				
0- 1	0- 0	0- 0	NEUTRAL	0- 1	0- 0	0- 0				
5- 6	0- 0	0- 1	CONFERENCE	0- 2	3- 2	2- 1				
4- 3	0- 0	0- 1	HOME	0- 1	3- 1	1- 0				
1- 3	0- 0	0- 0	AWAY	0- 1	0- 1	1- 1				
0- 0	0- 0	0- 0	NEUTRAL	0- 0	0- 0	0- 0				

RPI 1-25				RPI 26-50				RPI 51-100				RPI 101+				Team's RPI: 111
RPI	S	Opponent	Score	RPI	S	Opponent	Score	RPI	S	Opponent	Score	RPI	S	Opponent	Score	
23	A	Kentucky	67 89	31	H	Ohio	64 71	54	A	Ball St.	54 76	107	A	Akron	72 75	
								63	N	Abilene Christian	59 83	107	H	Akron	65 68	
								75	H	Michigan	64 63	109	H	Toledo	59 41	
								82	H	Central Mich.	65 66	124	H	Western Mich.	70 66	
												133	H	Buffalo	67 56	
												143	A	Harvard	85 81	
												159	H	Oral Roberts	77 69	
												162	A	Detroit	85 68	
												182	H	UTRGV	78 56	
												231	A	Bowling Green	63 67	
												256	A	Northern Ill.	87 80	
												286	A	Monmouth	78 68	
												331	H	Kent St.	72 51	
												343	A	Air Force	72 59	
LAST 12 Division I GAMES:																
124	H	Western Mich.	70 66	331	H	Kent St.	72 51									
82	H	Central Mich.	65 66	31	H	Ohio	64 71									
107	A	Akron	72 75	256	A	Northern Ill.	87 80									
231	A	Bowling Green	63 67	107	H	Akron	65 68									
109	H	Toledo	59 41	133	H	Buffalo	67 56									
54	A	Ball St.	54 76	162	A	Detroit	85 68									

Non-Div I Games: Madonna 104 45 Hillsdale 94 77

Eastern Mich.

Average RPI Win:	245	WON-LOST	WINNING	LAST 10	STRENGTH OF	OPP. STRENGTH	TEAM	ADJ.	CONF.	ADJ CONF.
Average RPI Loss:	139	RECORD	PCT. RANK	GAMES	SCHEDULE	OF SCHEDULE	RPI	RPI	RPI	RPI
DIV. I ONLY	15- 7	81	9- 1	326	160	184	184	20	20	
DIV. I NON-CONF.	5- 6	180	0- 1	304	159	266	266	21	21	
TOTALS	RPI 1-25	RPI 26-50	W-L RECORDS	RPI 51-100	RPI 101-150	RPI 150+				
15- 7	0- 0	0- 0	OVERALL	0- 3	2- 2	13- 2				
9- 2	0- 0	0- 0	HOME	0- 1	1- 1	8- 0				
6- 2	0- 0	0- 0	AWAY	0- 0	1- 0	5- 0				
0- 3	0- 0	0- 0	NEUTRAL	0- 1	0- 1	0- 1				
5- 6	0- 0	0- 0	NON-CONFERENCE	0- 3	0- 2	5- 1				
3- 2	0- 0	0- 0	HOME	0- 1	0- 1	3- 0				
2- 1	0- 0	0- 0	AWAY	0- 1	0- 0	2- 0				
0- 3	0- 0	0- 0	NEUTRAL	0- 1	0- 1	0- 1				
10- 1	0- 0	0- 0	CONFERENCE	0- 0	2- 0	8- 1				
6- 0	0- 0	0- 0	HOME	0- 0	1- 0	5- 0				
4- 1	0- 0	0- 0	AWAY	0- 0	1- 0	3- 1				
0- 0	0- 0	0- 0	NEUTRAL	0- 0	0- 0	0- 0				

RPI 1-25				RPI 26-50				RPI 51-100				RPI 101+ Team's RPI: 184					
RPI	S	Opponent	Score	RPI	S	Opponent	Score	RPI	S	Opponent	Score	RPI	S	Opponent	Score		
								63	H	Abilene Christian	60	72	117	N	Creighton	60	66
								85	N	Northwestern	70	74	126	H	North Dakota	60	57
								89	A	Gonzaga	56	78	129	H	Boise St.	79	84
													137	A	Idaho	74	66
													160	H	Montana St.	81	69
													168	H	Northern Colo.	59	55
													170	N	East Carolina	62	80
													205	A	Sacramento St.	100	83
													220	H	Utah Valley	68	64
													225	H	Montana	67	65
													260	A	Northern Ariz.	81	71
													260	H	Northern Ariz.	72	65
													283	H	CSUN	70	59
													292	A	Wichita St.	67	62
													322	A	Portland St.	79	81
													330	A	Southern Utah	85	82
													330	H	Southern Utah	64	53
													340	A	Cal St. Fullerton	68	57
													343	H	Air Force	65	44
LAST 12 Division I GAMES:																	
330	H	Southern Utah	64	53	260	A	Northern Ariz.	81	71								
260	H	Northern Ariz.	72	65	330	A	Southern Utah	85	82								
205	A	Sacramento St.	100	83	137	A	Idaho	74	66								
322	A	Portland St.	79	81	126	H	North Dakota	60	57								
225	H	Montana	67	65	168	H	Northern Colo.	59	55								
160	H	Montana St.	81	69	129	H	Boise St.	79	84								

Non-Div I Games: Eastern Ore. 64 40

Eastern Wash.

■ Loss,
 ■ Non-Conf,
 ■ S Site,
 ■ H Home
 ■ A Away
 N Neutral

Average RPI Win:	178	WON-LOST	WINNING	LAST 10	STRENGTH OF	OPP. STRENGTH	TEAM	ADJ.	CONF.	ADJ CONF.
Average RPI Loss:	113	RECORD	PCT. RANK	GAMES	SCHEDULE	OF SCHEDULE	RPI	RPI	RPI	RPI
DIV. I ONLY	13- 8	108	6- 4	94	114	71	71	13	13	
DIV. I NON-CONF.	6- 4	125	0- 1	74	61	50	50	12	12	
TOTALS	RPI 1-25	RPI 26-50	W-L RECORDS	RPI 51-100	RPI 101-150	RPI 150+				
13- 8	0- 1	1- 1	OVERALL	2- 3	1- 1	9- 2				
7- 1	0- 0	0- 0	HOME	2- 1	1- 0	4- 0				
6- 7	0- 1	1- 1	AWAY	0- 2	0- 1	5- 2				
0- 0	0- 0	0- 0	NEUTRAL	0- 0	0- 0	0- 0				
6- 4	0- 1	1- 1	NON-CONFERENCE	1- 0	1- 1	3- 1				
3- 0	0- 0	0- 0	HOME	1- 0	1- 0	1- 0				
3- 4	0- 1	1- 1	AWAY	0- 0	0- 1	2- 1				
0- 0	0- 0	0- 0	NEUTRAL	0- 0	0- 0	0- 0				
7- 4	0- 0	0- 0	CONFERENCE	1- 3	0- 0	6- 1				
4- 1	0- 0	0- 0	HOME	1- 1	0- 0	3- 0				
3- 3	0- 0	0- 0	AWAY	0- 2	0- 0	3- 1				
0- 0	0- 0	0- 0	NEUTRAL	0- 0	0- 0	0- 0				

RPI 1-25				RPI 26-50				RPI 51-100				Team's RPI: 71	RPI 101+			
RPI	S	Opponent	Score	RPI	S	Opponent	Score	RPI	S	Opponent	Score		RPI	S	Opponent	Score
3	A	South Carolina	63 78	36	A	West Virginia	57 67	53	H	James Madison	76 81		101	A	Liberty	63 72
				40	A	North Carolina St.	69 66	77	A	Hofstra	49 59		148	H	ETSU	50 38
								77	H	Hofstra	61 60		174	H	Col. of Charleston	52 41
								83	A	Drexel	31 74		193	A	Delaware	66 64
								90	H	Charlotte	90 83		194	A	Northeastern	56 54
													197	H	William & Mary	73 51
													219	A	Furman	65 55
													239	A	UNCW	67 60
													239	H	UNCW	70 53
													245	H	High Point	80 69
													254	A	American	62 54
													262	A	Navy	70 73
													290	A	Towson	78 85
LAST 12 Division I GAMES:																
				193	A	Delaware	66 64					83	A	Drexel	31 74	
				197	H	William & Mary	73 51					290	A	Towson	78 85	
				77	A	Hofstra	49 59					53	H	James Madison	76 81	
				194	A	Northeastern	56 54					77	H	Hofstra	61 60	
				239	H	UNCW	70 53					239	A	UNCW	67 60	
				174	H	Col. of Charleston	52 41					36	A	West Virginia	57 67	

Non-Div I Games: Lenoir-Rhyne 67 29

Elon

Average RPI Win:	309	WON-LOST	WINNING	LAST 10	STRENGTH OF	OPP. STRENGTH	TEAM	ADJ.	CONF.	ADJ CONF.
Average RPI Loss:	170	RECORD	PCT. RANK	GAMES	SCHEDULE	OF SCHEDULE	RPI	RPI	RPI	RPI
DIV. I ONLY	2- 20	342	1- 9	157	270	319	319	21	21	
DIV. I NON-CONF.	1- 10	330	0- 1	63	317	268	268	17	17	
TOTALS	RPI 1-25	RPI 26-50	W-L RECORDS	RPI 51-100	RPI 101-150	RPI 150+				
2- 20	0- 0	0- 0	OVERALL	0- 6	0- 4	2- 10				
1- 7	0- 0	0- 0	HOME	0- 2	0- 1	1- 4				
1- 11	0- 0	0- 0	AWAY	0- 3	0- 3	1- 5				
0- 2	0- 0	0- 0	NEUTRAL	0- 1	0- 0	0- 1				
1- 10	0- 0	0- 0	NON-CONFERENCE	0- 4	0- 2	1- 4				
0- 4	0- 0	0- 0	HOME	0- 2	0- 1	0- 1				
1- 4	0- 0	0- 0	AWAY	0- 1	0- 1	1- 2				
0- 2	0- 0	0- 0	NEUTRAL	0- 1	0- 0	0- 1				
1- 10	0- 0	0- 0	CONFERENCE	0- 2	0- 2	1- 6				
1- 3	0- 0	0- 0	HOME	0- 0	0- 0	1- 3				
0- 7	0- 0	0- 0	AWAY	0- 2	0- 2	0- 3				
0- 0	0- 0	0- 0	NEUTRAL	0- 0	0- 0	0- 0				

RPI	S	Opponent	Score	RPI	S	Opponent	Score	RPI	S	Opponent	Score	RPI	S	Opponent	Score	Team's RPI: 319
54	H	Ball St.	53	73	113	H	IUPUI	62	68							
66	N	Santa Clara	44	62	131	A	UNI	51	62							
73	A	Nebraska	40	85	135	A	Xavier	57	65							
87	A	Missouri St.	70	77	138	A	Southern Ill.	56	74							
91	H	UT Martin	48	75	155	A	Loyola Chicago	54	67							
97	A	Drake	52	94	155	H	Loyola Chicago	49	63							
					160	N	Montana St.	55	81							
					231	A	Bowling Green	56	74							
					247	H	Indiana St.	44	59							
					251	A	Miami (OH)	85	91							
					292	A	Wichita St.	50	58							
					293	H	Murray St.	54	73							
					302	A	Cleveland St.	72	63							
					315	A	Bradley	52	66							
					315	H	Bradley	62	46							
					316	H	Illinois St.	57	64							
LAST 12 Division I GAMES:																
155	A	Loyola Chicago	54	67	138	A	Southern Ill.	56	74							
315	A	Bradley	52	66	315	H	Bradley	62	46							
247	H	Indiana St.	44	59	155	H	Loyola Chicago	49	63							
316	H	Illinois St.	57	64	97	A	Drake	52	94							
292	A	Wichita St.	50	58	131	A	UNI	51	62							
87	A	Missouri St.	70	77	113	H	IUPUI	62	68							

Non-Div I Games:

Evansville

■ Loss,
 ■ Non-Conf,
 ■ S Site,
 ■ H Home
 ■ A Away
 N Neutral

Average RPI Win:	204	WON-LOST	WINNING	LAST 10	STRENGTH OF	OPP. STRENGTH	TEAM	ADJ.	CONF.	ADJ CONF.
Average RPI Loss:	67	RECORD	PCT. RANK	GAMES	SCHEDULE	OF SCHEDULE	RPI	RPI	RPI	RPI
DIV. I ONLY	19- 4	24	10- 0	167	169	72	72	28	28	
DIV. I NON-CONF.	11- 4	76	4- 0	68	75	56	56	27	27	
TOTALS	RPI 1-25	RPI 26-50	W-L RECORDS	RPI 51-100	RPI 101-150	RPI 150+				
19- 4	0- 1	1- 1	OVERALL	1- 1	5- 0	12- 1				
9- 2	0- 0	0- 0	HOME	1- 1	2- 0	6- 1				
8- 0	0- 0	1- 0	AWAY	0- 0	1- 0	6- 0				
2- 2	0- 1	0- 1	NEUTRAL	0- 0	2- 0	0- 0				
11- 4	0- 1	1- 1	NON-CONFERENCE	1- 1	5- 0	4- 1				
4- 2	0- 0	0- 0	HOME	1- 1	2- 0	1- 1				
5- 0	0- 0	1- 0	AWAY	0- 0	1- 0	3- 0				
2- 2	0- 1	0- 1	NEUTRAL	0- 0	2- 0	0- 0				
8- 0	0- 0	0- 0	CONFERENCE	0- 0	0- 0	8- 0				
5- 0	0- 0	0- 0	HOME	0- 0	0- 0	5- 0				
3- 0	0- 0	0- 0	AWAY	0- 0	0- 0	3- 0				
0- 0	0- 0	0- 0	NEUTRAL	0- 0	0- 0	0- 0				

RPI 1-25			RPI 26-50			RPI 51-100			Team's RPI: 72	RPI 101+		
RPI	S	Opponent	Score	RPI	S	Opponent	Score	RPI	S	Opponent	Score	
22	N	Mississippi St.	60 65	31	N	Ohio	57 69	52	H	Arkansas St.	48 62	104 N Arizona 57 55
				35	A	George Washington	64 60	55	H	Auburn	52 45	107 A Akron 82 64
												115 H Quinnipiac 71 70
												124 N Western Mich. 60 42
												143 H Harvard 74 65
												161 H Fla. Atlantic 55 62
												163 H Jacksonville 58 39
												178 H Stetson 61 48
												223 H Hartford 64 44
												234 H USC Upstate 54 43
												250 A Providence 50 41
												274 A N.C. A&T 60 36
												285 A Kennesaw St. 78 47
												299 A North Florida 65 38
												299 H North Florida 75 50
												306 A FIU 81 53
												333 A Lipscomb 71 39
												341 H NJIT 70 37
LAST 12 Division I GAMES:												
299	H	North Florida	75 50	234	H	USC Upstate	54 43					
163	H	Jacksonville	58 39	178	H	Stetson	61 48					
299	A	North Florida	65 38	223	H	Hartford	64 44					
285	A	Kennesaw St.	78 47	55	H	Auburn	52 45					
333	A	Lipscomb	71 39	115	H	Quinnipiac	71 70					
341	H	NJIT	70 37	124	N	Western Mich.	60 42					

Non-Div I Games: St. Thomas (FL) 86 33

FGCU

■ Loss,
 ■ Non-Conf, S Site,
 ■ Home
 ■ Away
 N Neutral

Average RPI Win:	261	WON-LOST	WINNING	LAST 10	STRENGTH OF	OPP. STRENGTH	TEAM	ADJ.	CONF.	ADJ CONF.
Average RPI Loss:	146	RECORD	PCT. RANK	GAMES	SCHEDULE	OF SCHEDULE	RPI	RPI	RPI	RPI
DIV. I ONLY	3- 19	334	1- 9	146	154	306	306	12	12	
DIV. I NON-CONF.	2- 9	296	0- 1	268	242	333	333	10	10	
TOTALS	RPI 1-25	RPI 26-50	W-L RECORDS	RPI 51-100	RPI 101-150	RPI 150+				
3- 19	0- 1	0- 1	OVERALL	0- 5	0- 3	3- 9				
3- 10	0- 1	0- 0	HOME	0- 4	0- 2	3- 3				
0- 9	0- 0	0- 0	AWAY	0- 0	0- 0	0- 2				
0- 0	0- 0	0- 0	NEUTRAL	0- 0	0- 0	0- 0				
2- 9	0- 0	0- 1	NON-CONFERENCE	0- 2	0- 1	2- 5				
2- 5	0- 0	0- 0	HOME	0- 2	0- 1	2- 2				
0- 4	0- 0	0- 1	AWAY	0- 0	0- 0	0- 3				
0- 0	0- 0	0- 0	NEUTRAL	0- 0	0- 0	0- 0				
1- 10	0- 1	0- 0	CONFERENCE	0- 3	0- 2	1- 4				
1- 5	0- 1	0- 0	HOME	0- 2	0- 1	1- 1				
0- 5	0- 0	0- 0	AWAY	0- 1	0- 1	0- 3				
0- 0	0- 0	0- 0	NEUTRAL	0- 0	0- 0	0- 0				

RPI 1-25				RPI 26-50				RPI 51-100				RPI 101+ Team's RPI: 306			
RPI	S	Opponent	Score	RPI	S	Opponent	Score	RPI	S	Opponent	Score	RPI	S	Opponent	Score
25	H	UTEP	57 69	38	A	Miami (FL)	55 83	56	H	Western Ky.	69 71	128	H	Wake Forest	53 57
								72	H	FGCU	53 81	134	H	Marshall	58 65
								78	H	Middle Tenn.	62 85	136	A	Southern Miss.	55 82
								84	H	Marquette	83 95	158	A	Old Dominion	49 84
								90	A	Charlotte	74 87	161	A	Fla. Atlantic	82 87
												163	A	Jacksonville	44 80
												166	A	Louisiana Tech	63 82
												169	H	UAB	72 61
												195	H	Rhode Island	50 68
												229	H	UTSA	52 63
												259	A	UCF	72 89
												292	H	Wichita St.	62 76
												297	H	Florida A&M	81 65
												302	A	Cleveland St.	57 64
												317	H	UMass Lowell	71 68
LAST 12 Division I GAMES:															
78	H	Middle Tenn.	62 85	136	A	Southern Miss.	55 82								
169	H	UAB	72 61	166	A	Louisiana Tech	63 82								
158	A	Old Dominion	49 84	134	H	Marshall	58 65								
90	A	Charlotte	74 87	56	H	Western Ky.	69 71								
25	H	UTEP	57 69	161	A	Fla. Atlantic	82 87								
229	H	UTSA	52 63	128	H	Wake Forest	53 57								

Non-Div I Games:

FIU

■ Loss,
 ■ Non-Conf, S Site,
 ■ Home
 ■ Away
 N Neutral

Average RPI Win:	253	WON-LOST	WINNING	LAST 10	STRENGTH OF	OPP. STRENGTH	TEAM	ADJ.	CONF.	ADJ CONF.
Average RPI Loss:	158	RECORD	PCT. RANK	GAMES	SCHEDULE	OF SCHEDULE	RPI	RPI	RPI	RPI
DIV. I ONLY	13- 10	139	7- 3	267	255	209	209	23	23	
DIV. I NON-CONF.	5- 4	138	0- 0	142	248	162	162	24	24	
TOTALS	RPI 1-25	RPI 26-50	W-L RECORDS	RPI 51-100	RPI 101-150	RPI 150+				
13- 10	0- 0	0- 1	OVERALL	0- 2	1- 2	12- 5				
8- 6	0- 0	0- 0	HOME	0- 2	1- 2	7- 2				
5- 4	0- 0	0- 1	AWAY	0- 0	0- 0	5- 3				
0- 0	0- 0	0- 0	NEUTRAL	0- 0	0- 0	0- 0				
5- 4	0- 0	0- 1	NON-CONFERENCE	0- 2	1- 0	4- 1				
4- 2	0- 0	0- 0	HOME	0- 2	1- 0	3- 0				
1- 2	0- 0	0- 1	AWAY	0- 0	0- 0	1- 1				
0- 0	0- 0	0- 0	NEUTRAL	0- 0	0- 0	0- 0				
8- 6	0- 0	0- 0	CONFERENCE	0- 0	0- 2	8- 4				
4- 4	0- 0	0- 0	HOME	0- 0	0- 2	4- 2				
4- 2	0- 0	0- 0	AWAY	0- 0	0- 0	4- 2				
0- 0	0- 0	0- 0	NEUTRAL	0- 0	0- 0	0- 0				

RPI 1-25				RPI 26-50				RPI 51-100				RPI 101+				Team's RPI: 209	
RPI	S	Opponent	Score	RPI	S	Opponent	Score	RPI	S	Opponent	Score	RPI	S	Opponent	Score		
				30	A	St. John's (NY)	54 73	51	H	Albany (NY)	50 62	115	H	Quinnipiac	55 64		
								77	H	Hofstra	53 67	116	H	Iona	46 56		
												143	H	Harvard	67 50		
												164	A	Cornell	35 59		
												185	H	Marist	57 72		
												216	A	Canisius	51 50		
												216	H	Canisius	52 48		
												217	H	Siena	67 55		
												224	A	Manhattan	59 57		
												224	H	Manhattan	55 70		
												255	A	Loyola Maryland	71 45		
												258	H	Sacred Heart	61 50		
												278	H	La Salle	62 59		
												286	A	Monmouth	68 60		
												288	A	Niagara	55 56		
												288	H	Niagara	61 43		
												291	A	Rider	55 39		
												291	H	Rider	63 56		
												332	H	IPFW	74 62		
												334	A	Saint Peter's	46 56		
LAST 12 Division I GAMES:																	
				217	H	Siena	67 55	224	A	Manhattan	59 57						
				288	H	Niagara	61 43	291	A	Rider	55 39						
				286	A	Monmouth	68 60	334	A	Saint Peter's	46 56						
				291	H	Rider	63 56	224	H	Manhattan	55 70						
				216	H	Canisius	52 48	288	A	Niagara	55 56						
				115	H	Quinnipiac	55 64	216	A	Canisius	51 50						

Non-Div I Games:

Fairfield

■ Loss,
 ■ Non-Conf,
 S Site,
 ■ Home
 ■ Away
 N Neutral

Average RPI Win:	296	WON-LOST	WINNING	LAST 10	STRENGTH OF	OPP. STRENGTH	TEAM	ADJ.	CONF.	ADJ CONF.
Average RPI Loss:	206	RECORD	PCT. RANK	GAMES	SCHEDULE	OF SCHEDULE	RPI	RPI	RPI	RPI
DIV. I ONLY	9- 16	248	5- 5	316	336	312	312	31	31	
DIV. I NON-CONF.	3- 10	277	0- 1	227	256	307	307	32	32	
TOTALS	RPI 1-25	RPI 26-50	W-L RECORDS	RPI 51-100	RPI 101-150	RPI 150+				
9- 16	0- 0	0- 1	OVERALL	0- 1	0- 4	9- 10				
6- 7	0- 0	0- 0	HOME	0- 0	0- 1	6- 6				
2- 7	0- 0	0- 1	AWAY	0- 1	0- 1	2- 4				
1- 2	0- 0	0- 0	NEUTRAL	0- 0	0- 2	1- 0				
3- 10	0- 0	0- 1	NON-CONFERENCE	0- 1	0- 4	3- 4				
2- 5	0- 0	0- 0	HOME	0- 0	0- 1	2- 4				
0- 3	0- 0	0- 1	AWAY	0- 1	0- 1	0- 0				
1- 2	0- 0	0- 0	NEUTRAL	0- 0	0- 2	1- 0				
6- 6	0- 0	0- 0	CONFERENCE	0- 0	0- 0	6- 6				
4- 2	0- 0	0- 0	HOME	0- 0	0- 0	4- 2				
2- 4	0- 0	0- 0	AWAY	0- 0	0- 0	2- 4				
0- 0	0- 0	0- 0	NEUTRAL	0- 0	0- 0	0- 0				

RPI 1-25			RPI 26-50			RPI 51-100			RPI 101+			Team's RPI: 312
RPI	S	Opponent	Score	RPI	S	Opponent	Score	RPI	S	Opponent	Score	
				36	A	West Virginia	42 91	100	A	Bucknell	62 72	
										106	A	North Carolina 46 64
										108	N	Yale 58 77
										116	N	Iona 54 77
										147	H	Brown 48 63
										186	A	Robert Morris 83 68
										212	H	Bryant 41 70
										217	H	Siena 65 81
										224	H	Manhattan 78 85
										228	H	Columbia 83 87
										233	N	Grand Canyon 74 68
										258	A	Sacred Heart 61 72
										275	A	Saint Francis (PA) 67 87
										275	H	Saint Francis (PA) 73 72
										276	H	Central Conn. St. 75 78
										286	H	Monmouth 81 75
										317	H	UMass Lowell 67 78
										325	A	LIU Brooklyn 62 65
										325	H	LIU Brooklyn 75 58
										334	H	Saint Peter's 73 52
										337	H	Mt. St. Mary's 66 53
										342	A	Wagner 73 57
										344	A	St. Francis Brooklyn 78 88
										344	H	St. Francis Brooklyn 65 61
LAST 12 Division I GAMES:												
				344	A	St. Francis Brooklyn	78 88			275	A	Saint Francis (PA) 67 87
				342	A	Wagner	73 57			186	A	Robert Morris 83 68
				275	H	Saint Francis (PA)	73 72			276	H	Central Conn. St. 75 78
				325	A	LIU Brooklyn	62 65			258	A	Sacred Heart 61 72
				325	H	LIU Brooklyn	75 58			228	H	Columbia 83 87
				337	H	Mt. St. Mary's	66 53			212	H	Bryant 41 70

Non-Div I Games:

Fairleigh Dickinson

■ Loss,
 ■ Non-Conf,
 ■ S Site,
 ■ H Home
 ■ A Away
 N Neutral

Average RPI Win:	207	WON-LOST	WINNING	LAST 10	STRENGTH OF	OPP. STRENGTH	TEAM	ADJ.	CONF.	ADJ CONF.
Average RPI Loss:	112	RECORD	PCT. RANK	GAMES	SCHEDULE	OF SCHEDULE	RPI	RPI	RPI	RPI
DIV. I ONLY	10- 11	186	2- 8	70	181	161	161	12	12	
DIV. I NON-CONF.	7- 3	91	1- 0	60	294	75	75	10	10	
TOTALS	RPI 1-25	RPI 26-50	W-L RECORDS	RPI 51-100	RPI 101-150	RPI 150+				
10- 11	0- 1	0- 1	OVERALL	1- 4	2- 1	7- 4				
8- 5	0- 1	0- 0	HOME	0- 3	2- 0	6- 1				
1- 6	0- 0	0- 1	AWAY	1- 1	0- 1	0- 3				
1- 0	0- 0	0- 0	NEUTRAL	0- 0	0- 0	1- 0				
7- 3	0- 0	0- 1	NON-CONFERENCE	1- 1	1- 0	5- 1				
5- 1	0- 0	0- 0	HOME	0- 1	1- 0	4- 0				
1- 2	0- 0	0- 1	AWAY	1- 0	0- 0	0- 1				
1- 0	0- 0	0- 0	NEUTRAL	0- 0	0- 0	1- 0				
3- 8	0- 1	0- 0	CONFERENCE	0- 3	1- 1	2- 3				
3- 4	0- 1	0- 0	HOME	0- 2	1- 0	2- 1				
0- 4	0- 0	0- 0	AWAY	0- 1	0- 1	0- 2				
0- 0	0- 0	0- 0	NEUTRAL	0- 0	0- 0	0- 0				

RPI 1-25				RPI 26-50				RPI 51-100				RPI 101+ Team's RPI: 161			
RPI	S	Opponent	Score	RPI	S	Opponent	Score	RPI	S	Opponent	Score	RPI	S	Opponent	Score
25	H	UTEP	66 78	44	A	Kansas St.	53 102	56	H	Western Ky.	62 81	107	H	Akron	91 77
								72	A	FGCU	62 55	134	H	Marshall	84 73
								78	H	Middle Tenn.	73 83	136	A	Southern Miss.	80 89
								80	H	South Dakota	53 76	158	A	Old Dominion	45 85
								90	A	Charlotte	79 85	166	A	Louisiana Tech	62 65
												169	H	UAB	62 67
												176	H	Milwaukee	71 67
												225	A	Montana	69 83
												229	H	UTSA	64 51
												241	N	Tennessee St.	69 64
												248	H	Bethune-Cookman	82 60
												251	H	Miami (OH)	68 65
												303	H	Delaware St.	83 55
												306	H	FIU	87 82
LAST 12 Division I GAMES:															
169	H	UAB	62 67	166	A	Louisiana Tech	62 65								
78	H	Middle Tenn.	73 83	136	A	Southern Miss.	80 89								
90	A	Charlotte	79 85	56	H	Western Ky.	62 81								
158	A	Old Dominion	45 85	134	H	Marshall	84 73								
229	H	UTSA	64 51	306	H	FIU	87 82								
25	H	UTEP	66 78	251	H	Miami (OH)	68 65								

Non-Div I Games: Keiser 74 52

Fla. Atlantic

Average RPI Win:	136	WON-LOST	WINNING	LAST 10	STRENGTH OF	OPP. STRENGTH	TEAM	ADJ.	CONF.	ADJ CONF.
Average RPI Loss:	36	RECORD	PCT. RANK	GAMES	SCHEDULE	OF SCHEDULE	RPI	RPI	RPI	RPI
DIV. I ONLY	19- 4	24	7- 3	61	30	20	20	2	2	
DIV. I NON-CONF.	12- 1	9	2- 0	138	93	19	19	2	2	
TOTALS	RPI 1-25	RPI 26-50	W-L RECORDS	RPI 51-100	RPI 101-150	RPI 150+				
19- 4	4- 1	1- 2	OVERALL	2- 1	5- 0	7- 0				
11- 2	3- 1	1- 1	HOME	1- 0	2- 0	4- 0				
6- 2	1- 0	0- 1	AWAY	0- 1	3- 0	2- 0				
2- 0	0- 0	0- 0	NEUTRAL	1- 0	0- 0	1- 0				
12- 1	1- 0	1- 0	NON-CONFERENCE	2- 1	1- 0	7- 0				
7- 0	1- 0	1- 0	HOME	1- 0	0- 0	4- 0				
3- 1	0- 0	0- 0	AWAY	0- 1	1- 0	2- 0				
2- 0	0- 0	0- 0	NEUTRAL	1- 0	0- 0	1- 0				
7- 3	3- 1	0- 2	CONFERENCE	0- 0	4- 0	0- 0				
4- 2	2- 1	0- 1	HOME	0- 0	2- 0	0- 0				
3- 1	1- 0	0- 1	AWAY	0- 0	2- 0	0- 0				
0- 0	0- 0	0- 0	NEUTRAL	0- 0	0- 0	0- 0				

RPI	S	Opponent	Score	RPI	S	Opponent	Score	RPI	S	Opponent	Score	RPI	S	Opponent	Score
14	H	Florida St.	82 72	28	H	Georgia	61 71	52	H	Arkansas St.	76 72	118	H	LSU	53 45
15	A	Tennessee	74 66	33	A	Missouri	64 79	54	N	Ball St.	85 79	130	A	Arkansas	71 66
18	H	Texas A&M	83 81	40	H	North Carolina St.	79 72	60	A	Temple	91 97	139	A	Ole Miss	85 65
22	H	Mississippi St.	70 76									141	A	Wisconsin	91 75
23	H	Kentucky	85 79									150	H	Alabama	80 72
												179	A	Colorado	83 61
												186	H	Robert Morris	79 52
												213	A	South Ala.	72 60
												259	N	UCF	93 79
												275	H	Saint Francis (PA)	122 65
												285	H	Kennesaw St.	84 57
												294	H	Savannah St.	99 34
LAST 12 Division I GAMES:															
18	H	Texas A&M	83 81	28	H	Georgia	61 71								
23	H	Kentucky	85 79	139	A	Ole Miss	85 65								
130	A	Arkansas	71 66	15	A	Tennessee	74 66								
33	A	Missouri	64 79	22	H	Mississippi St.	70 76								
150	H	Alabama	80 72	259	N	UCF	93 79								
118	H	LSU	53 45	40	H	North Carolina St.	79 72								

Non-Div I Games:

Florida

Average RPI Win:	276	WON-LOST	WINNING	LAST 10	STRENGTH OF	OPP. STRENGTH	TEAM	ADJ.	CONF.	ADJ CONF.
Average RPI Loss:	221	RECORD	PCT. RANK	GAMES	SCHEDULE	OF SCHEDULE	RPI	RPI	RPI	RPI
DIV. I ONLY	10- 10	167	6- 3	347	257	297	297	30	30	
DIV. I NON-CONF.	4- 7	222	2- 1	343	135	313	313	30	30	
TOTALS	RPI 1-25	RPI 26-50	W-L RECORDS	RPI 51-100	RPI 101-150	RPI 150+				
10- 10	0- 0	0- 1	OVERALL	0- 0	0- 2	10- 7				
5- 4	0- 0	0- 0	HOME	0- 0	0- 1	5- 3				
3- 5	0- 0	0- 1	AWAY	0- 0	0- 1	3- 3				
2- 1	0- 0	0- 0	NEUTRAL	0- 0	0- 0	2- 1				
4- 7	0- 0	0- 1	NON-CONFERENCE	0- 0	0- 2	4- 4				
1- 2	0- 0	0- 0	HOME	0- 0	0- 1	1- 1				
1- 4	0- 0	0- 1	AWAY	0- 0	0- 1	1- 2				
2- 1	0- 0	0- 0	NEUTRAL	0- 0	0- 0	2- 1				
6- 3	0- 0	0- 0	CONFERENCE	0- 0	0- 0	6- 3				
4- 2	0- 0	0- 0	HOME	0- 0	0- 0	4- 2				
2- 1	0- 0	0- 0	AWAY	0- 0	0- 0	2- 1				
0- 0	0- 0	0- 0	NEUTRAL	0- 0	0- 0	0- 0				

RPI S	Opponent	Score	RPI S	Opponent	Score	RPI S	Opponent	Score	RPI S	Opponent	Score	Team's RPI: 297
26	A Southern California	45 88							106	A North Carolina	58 94	
									127	H Mercer	50 54	
									167	A Hampton	66 59	
									196	N UC Davis	61 58	
									218	H Morgan St.	62 67	
									235	A Clemson	77 68	
									248	A Bethune-Cookman	60 67	
									253	H Coppin St.	79 73	
									259	A UCF	55 93	
									285	H Kennesaw St.	69 67	
									294	H Savannah St.	59 38	
									300	N Western Caro.	53 69	
									303	H Delaware St.	86 56	
									304	H Southeastern La.	57 62	
									306	A FIU	65 81	
									313	H South Carolina St.	62 68	
									335	N New Orleans	71 60	
									346	A Norfolk St.	83 67	
									349	H N.C. Central	55 45	
LAST 12 Division I GAMES:												
303	H Delaware St.	86 56	346	A Norfolk St.	83 67							
349	H N.C. Central	55 45	127	H Mercer	50 54							
248	A Bethune-Cookman	60 67	294	H Savannah St.	59 38							
253	H Coppin St.	79 73	235	A Clemson	77 68							
218	H Morgan St.	62 67	196	N UC Davis	61 58							
167	A Hampton	66 59	26	A Southern California	45 88							

Non-Div I Games: Clark Atlanta 98 88 Fla. Memorial 66 62

Florida A&M

Loss, Non-Conf, S Site, H Home A Away N Neutral

Average RPI Win:	156	WON-LOST	WINNING	LAST 10	STRENGTH OF	OPP. STRENGTH	TEAM	ADJ.	CONF.	ADJ CONF.
Average RPI Loss:	12	RECORD	PCT. RANK	GAMES	SCHEDULE	OF SCHEDULE	RPI	RPI	RPI	RPI
DIV. I ONLY	19- 4	24	9- 1	56	68	14	14	5	5	
DIV. I NON-CONF.	10- 3	61	1- 1	34	123	26	26	5	5	
TOTALS	RPI 1-25	RPI 26-50	W-L RECORDS	RPI 51-100	RPI 101-150	RPI 150+				
19- 4	0- 4	2- 0	OVERALL	5- 0	4- 0	8- 0				
13- 0	0- 0	1- 0	HOME	5- 0	2- 0	5- 0				
5- 3	0- 3	1- 0	AWAY	0- 0	2- 0	2- 0				
1- 1	0- 1	0- 0	NEUTRAL	0- 0	0- 0	1- 0				
10- 3	0- 3	1- 0	NON-CONFERENCE	2- 0	1- 0	6- 0				
8- 0	0- 0	1- 0	HOME	2- 0	1- 0	4- 0				
1- 2	0- 2	0- 0	AWAY	0- 0	0- 0	1- 0				
1- 1	0- 1	0- 0	NEUTRAL	0- 0	0- 0	1- 0				
9- 1	0- 1	1- 0	CONFERENCE	3- 0	3- 0	2- 0				
5- 0	0- 0	0- 0	HOME	3- 0	1- 0	1- 0				
4- 1	0- 1	1- 0	AWAY	0- 0	2- 0	1- 0				
0- 0	0- 0	0- 0	NEUTRAL	0- 0	0- 0	0- 0				

RPI 1-25				Team's RPI: 14				RPI 26-50				RPI 51-100				RPI 101+			
RPI	S	Opponent	Score		RPI	S	Opponent	Score		RPI	S	Opponent	Score		RPI	S	Opponent	Score	
2	N	UConn	49	73	38	A	Miami (FL)	69	58	60	H	Temple	75	47	103	H	Boston College	75	42
8	A	Arizona St.	56	68	43	H	Rutgers	65	43	76	H	Georgia Tech	75	69	127	H	Mercer	79	36
17	A	Louisville	69	79						81	H	Tulane	78	72	128	A	Wake Forest	96	55
20	A	Florida	72	82						92	H	Virginia Tech	68	50	146	A	Pittsburgh	66	55
										96	H	Virginia	70	48	163	H	Jacksonville	77	60
															169	H	UAB	84	44
															235	A	Clemson	85	40
															235	H	Clemson	75	56
															257	N	Sam Houston St.	94	37
															293	H	Murray St.	101	59
															299	H	North Florida	80	28
															325	A	LIU Brooklyn	78	42
LAST 12 Division I GAMES:																			
235	H	Clemson	75	56	235	A	Clemson	85	40	76	H	Georgia Tech	75	69					
92	H	Virginia Tech	68	50	103	H	Boston College	75	42	17	A	Louisville	69	79					
128	A	Wake Forest	96	55	163	H	Jacksonville	77	60	8	A	Arizona St.	56	68					
38	A	Miami (FL)	69	58															
96	H	Virginia	70	48															
146	A	Pittsburgh	66	55															

Non-Div I Games:

Florida St.

■ Loss,
■ Non-Conf,
■ S Site,
■ H Home
■ A Away
N Neutral

Average RPI Win: 215	WON-LOST	WINNING	LAST 10	STRENGTH OF	OPP. STRENGTH	TEAM	ADJ.	CONF.	ADJ CONF.
Average RPI Loss: 85	RECORD	PCT. RANK	GAMES	SCHEDULE	OF SCHEDULE	RPI	RPI	RPI	RPI
DIV. I ONLY	11- 12	182	6- 4	89	107	153	153	7	7
DIV. I NON-CONF.	5- 8	209	1- 1	162	153	222	222	8	8
TOTALS	RPI 1-25	RPI 26-50	W-L RECORDS	RPI 51-100	RPI 101-150	RPI 150+			
11- 12	0- 1	1- 4	OVERALL	1- 3	0- 1	9- 3			
9- 3	0- 0	1- 0	HOME	1- 2	0- 0	7- 1			
2- 7	0- 0	0- 2	AWAY	0- 1	0- 0	2- 0			
0- 2	0- 0	0- 1	NEUTRAL	0- 0	0- 1	0- 0			
5- 8	0- 0	0- 3	NON-CONFERENCE	0- 2	0- 1	5- 2			
4- 3	0- 0	0- 0	HOME	0- 2	0- 0	4- 1			
1- 3	0- 0	0- 2	AWAY	0- 0	0- 0	1- 1			
0- 2	0- 0	0- 1	NEUTRAL	0- 0	0- 1	0- 0			
6- 4	0- 1	1- 1	CONFERENCE	1- 1	0- 0	4- 1			
5- 0	0- 0	1- 0	HOME	1- 0	0- 0	3- 0			
1- 4	0- 1	0- 1	AWAY	0- 1	0- 0	1- 1			
0- 0	0- 0	0- 0	NEUTRAL	0- 0	0- 0	0- 0			

RPI S	Opponent	Score	RPI S	Opponent	Score	RPI S	Opponent	Score	RPI S	Opponent	Score	Team's RPI: 153
24	A Duquesne	40 55	27	N Syracuse	54 76	58	H Vanderbilt	40 53	131	N Texas Tech	48 62	
			29	A Seton Hall	54 66	60	H Temple	44 57	156	A Penn St.	59 75	
			34	A St. Bonaventure	41 55	95	H Saint Joseph's	47 40	165	A Davidson	51 69	
			35	H George Washington	76 69	98	A VCU	51 61	165	H Davidson	51 40	
			47	A Princeton	44 55				175	H George Mason	66 54	
									193	H Delaware	48 55	
									195	H Rhode Island	50 42	
									224	A Manhattan	60 49	
									238	A Massachusetts	60 55	
									276	H Central Conn. St.	63 48	
									303	H Delaware St.	74 58	
									326	H Lafayette	61 49	
									328	H A&M-Corpus Christi	67 49	
LAST 12 Division I GAMES:												
238	A Massachusetts	60 55	175	H George Mason	66 54							
35	H George Washington	76 69	24	A Duquesne	40 55							
195	H Rhode Island	50 42	34	A St. Bonaventure	41 55							
98	A VCU	51 61	165	H Davidson	51 40							
165	A Davidson	51 69	58	H Vanderbilt	40 53							
95	H Saint Joseph's	47 40	328	H A&M-Corpus Christi	67 49							

Non-Div I Games:

Fordham

Average RPI Win:	227	WON-LOST	WINNING	LAST 10	STRENGTH OF	OPP. STRENGTH	TEAM	ADJ.	CONF.	ADJ CONF.
Average RPI Loss:	91	RECORD	PCT. RANK	GAMES	SCHEDULE	OF SCHEDULE	RPI	RPI	RPI	RPI
DIV. I ONLY	11- 8	126	9- 1	143	142	122	122	19	19	
DIV. I NON-CONF.	2- 7	280	0- 2	19	57	180	180	20	20	
TOTALS	RPI 1-25	RPI 26-50	W-L RECORDS	RPI 51-100	RPI 101-150	RPI 150+				
11- 8	0- 0	0- 3	OVERALL	0- 3	1- 0	10- 2				
5- 4	0- 0	0- 2	HOME	0- 1	1- 0	4- 1				
5- 4	0- 0	0- 1	AWAY	0- 2	0- 0	5- 1				
1- 0	0- 0	0- 0	NEUTRAL	0- 0	0- 0	1- 0				
2- 7	0- 0	0- 3	NON-CONFERENCE	0- 3	0- 0	2- 1				
1- 3	0- 0	0- 2	HOME	0- 1	0- 0	1- 0				
0- 4	0- 0	0- 1	AWAY	0- 2	0- 0	0- 1				
1- 0	0- 0	0- 0	NEUTRAL	0- 0	0- 0	1- 0				
9- 1	0- 0	0- 0	CONFERENCE	0- 0	1- 0	8- 1				
4- 1	0- 0	0- 0	HOME	0- 0	1- 0	3- 1				
5- 0	0- 0	0- 0	AWAY	0- 0	0- 0	5- 0				
0- 0	0- 0	0- 0	NEUTRAL	0- 0	0- 0	0- 0				

RPI S	Opponent	Score	RPI S	Opponent	Score	RPI S	Opponent	Score	RPI S	Opponent	Score	Team's RPI: 122
35	H George Washington	53 61	65	H San Diego	68 72	129	H Boise St.	62 57				
37	H Washington	79 89	69	A UC Riverside	68 86	180	A UNLV	57 52				
49	A St. Mary's (CA)	81 83	70	A Utah	63 78	180	H UNLV	58 54				
						187	A New Mexico	69 65				
						192	A Cal Poly	60 64				
						194	N Northeastern	69 55				
						210	A San Jose St.	59 54				
						210	H San Jose St.	64 66				
						246	H CSU Bakersfield	57 52				
						252	A Wyoming	49 42				
						261	H San Diego St.	54 49				
						313	A Nevada	67 59				
						343	H Air Force	70 46				
LAST 12 Division I GAMES:												
180	A UNLV	57 52	129	H Boise St.	62 57							
210	H San Jose St.	64 66	313	A Nevada	67 59							
252	A Wyoming	49 42	187	A New Mexico	69 65							
343	H Air Force	70 46	180	H UNLV	58 54							
261	H San Diego St.	54 49	70	A Utah	63 78							
210	A San Jose St.	59 54	65	H San Diego	68 72							

Non-Div I Games: Fresno Pacific 78 33 Stanislaus St. 72 49

Fresno St.

■ Loss,
 ■ Non-Conf, S Site,
 ■ Home
 ■ Away
 N Neutral

Average RPI Win:	259	WON-LOST	WINNING	LAST 10	STRENGTH OF	OPP. STRENGTH	TEAM	ADJ.	CONF.	ADJ CONF.
Average RPI Loss:	130	RECORD	PCT. RANK	GAMES	SCHEDULE	OF SCHEDULE	RPI	RPI	RPI	RPI
DIV. I ONLY	9- 13	222	4- 6	195	213	219	219	17	17	
DIV. I NON-CONF.	5- 8	209	0- 2	237	271	229	229	16	16	
TOTALS	RPI 1-25	RPI 26-50	W-L RECORDS	RPI 51-100	RPI 101-150	RPI 150+				
9- 13	0- 0	0- 1	OVERALL	0- 5	1- 4	8- 3				
4- 5	0- 0	0- 0	HOME	0- 2	1- 2	3- 1				
5- 8	0- 0	0- 0	AWAY	0- 1	0- 1	5- 0				
0- 0	0- 0	0- 0	NEUTRAL	0- 0	0- 0	0- 0				
5- 8	0- 0	0- 1	NON-CONFERENCE	0- 3	0- 1	5- 3				
3- 2	0- 0	0- 0	HOME	0- 1	0- 0	3- 1				
2- 6	0- 0	0- 1	AWAY	0- 2	0- 1	2- 2				
0- 0	0- 0	0- 0	NEUTRAL	0- 0	0- 0	0- 0				
4- 5	0- 0	0- 0	CONFERENCE	0- 2	1- 3	3- 0				
1- 3	0- 0	0- 0	HOME	0- 1	1- 2	0- 0				
3- 2	0- 0	0- 0	AWAY	0- 1	0- 1	3- 0				
0- 0	0- 0	0- 0	NEUTRAL	0- 0	0- 0	0- 0				

RPI 1-25				RPI 26-50				RPI 51-100				RPI 101+				Team's RPI: 219	
RPI	S	Opponent	Score	RPI	S	Opponent	Score	RPI	S	Opponent	Score	RPI	S	Opponent	Score		
				28	A	Georgia	39 77	57	A	Chattanooga	46 61	121	H	Samford	45 58		
								57	H	Chattanooga	50 56	127	H	Mercer	50 61		
								71	H	Elon	55 65	142	A	UNC Asheville	71 84		
								92	A	Virginia Tech	30 59	148	A	ETSU	64 68		
								98	A	VCU	45 67	148	H	ETSU	81 77		
												165	H	Davidson	51 69		
												204	A	Richmond	69 62		
												234	A	USC Upstate	75 63		
												235	H	Clemson	70 49		
												237	A	Appalachian St.	78 92		
												289	A	UNCG	75 59		
												300	A	Western Caro.	83 76		
												301	A	Wofford	70 61		
												311	H	Winthrop	71 52		
												313	H	South Carolina St.	59 46		
												349	A	N.C. Central	61 66		
LAST 12 Division I GAMES:																	
				148	A	ETSU	64 68	301	A	Wofford	70 61						
				57	A	Chattanooga	46 61	57	H	Chattanooga	50 56						
				127	H	Mercer	50 61	148	H	ETSU	81 77						
				121	H	Samford	45 58	349	A	N.C. Central	61 66						
				289	A	UNCG	75 59	92	A	Virginia Tech	30 59						
				300	A	Western Caro.	83 76	237	A	Appalachian St.	78 92						

Non-Div I Games: Converse 89 52 North Greenville 69 39

Furman

Loss, Non-Conf, S Site, H Home A Away N Neutral

Ga. Southern

Through Games Of Feb. 9, 2016

Average RPI Win:	254	WON-LOST	WINNING	LAST 10	STRENGTH OF	OPP. STRENGTH	TEAM	ADJ.	CONF.	ADJ CONF.
Average RPI Loss:	172	RECORD	PCT. RANK	GAMES	SCHEDULE	OF SCHEDULE	RPI	RPI	RPI	RPI
DIV. I ONLY	7- 14	257	4- 6	220	269	270	270	16	16	
DIV. I NON-CONF.	3- 6	234	0- 0	226	343	270	270	14	14	
TOTALS	RPI 1-25	RPI 26-50	W-L RECORDS	RPI 51-100	RPI 101-150	RPI 150+				
7- 14	0- 0	0- 1	OVERALL	0- 1	0- 4	7- 8				
4- 6	0- 0	0- 0	HOME	0- 0	0- 2	4- 4				
3- 7	0- 0	0- 1	AWAY	0- 1	0- 2	3- 3				
0- 1	0- 0	0- 0	NEUTRAL	0- 0	0- 0	0- 1				
3- 6	0- 0	0- 1	NON-CONFERENCE	0- 0	0- 1	3- 4				
2- 2	0- 0	0- 0	HOME	0- 0	0- 0	2- 2				
1- 3	0- 0	0- 1	AWAY	0- 0	0- 1	1- 1				
0- 1	0- 0	0- 0	NEUTRAL	0- 0	0- 0	0- 1				
4- 8	0- 0	0- 0	CONFERENCE	0- 1	0- 3	4- 4				
2- 4	0- 0	0- 0	HOME	0- 0	0- 2	2- 2				
2- 4	0- 0	0- 0	AWAY	0- 1	0- 1	2- 2				
0- 0	0- 0	0- 0	NEUTRAL	0- 0	0- 0	0- 0				

RPI 1-25			RPI 26-50			RPI 51-100			RPI 101+			Team's RPI: 270
RPI	S	Opponent	Score	RPI	S	Opponent	Score	RPI	S	Opponent	Score	
				28	A	Georgia	28 75	52	A	Arkansas St.	54 77	
								125	H	La.-Lafayette	39 56	
								127	A	Mercer	50 62	
								144	A	Texas-Arlington	31 70	
								144	H	Texas-Arlington	41 53	
								171	A	Little Rock	36 69	
								178	A	Stetson	57 79	
								186	H	Robert Morris	49 64	
								191	H	Troy	66 81	
								201	A	Texas St.	56 61	
								201	H	Texas St.	78 64	
								213	H	South Ala.	57 43	
								237	A	Appalachian St.	65 50	
								248	N	Bethune-Cookman	49 65	
								263	A	Georgia St.	61 50	
								277	H	Jacksonville St.	60 56	
								280	H	La.-Monroe	49 50	
								294	A	Savannah St.	64 48	
								296	H	Charleston So.	64 51	
								333	H	Lipscomb	55 66	
LAST 12 Division I GAMES:												
201	H	Texas St.	78 64	280	H	La.-Monroe	49 50					
144	H	Texas-Arlington	41 53	125	H	La.-Lafayette	39 56					
52	A	Arkansas St.	54 77	191	H	Troy	66 81					
171	A	Little Rock	36 69	213	H	South Ala.	57 43					
237	A	Appalachian St.	65 50	144	A	Texas-Arlington	31 70					
263	A	Georgia St.	61 50	201	A	Texas St.	56 61					

Non-Div I Games:

Ga. Southern

■ Loss,
 ■ Non-Conf,
 ■ S Site,
 ■ Home
 ■ A Away
 N Neutral

Average RPI Win:	243	WON-LOST	WINNING	LAST 10	STRENGTH OF	OPP. STRENGTH	TEAM	ADJ.	CONF.	ADJ CONF.
Average RPI Loss:	184	RECORD	PCT. RANK	GAMES	SCHEDULE	OF SCHEDULE	RPI	RPI	RPI	RPI
DIV. I ONLY	13- 9	118	7- 3	315	225	226	226	26	26	
DIV. I NON-CONF.	4- 4	160	0- 0	305	76	260	260	28	28	
TOTALS	RPI 1-25	RPI 26-50	W-L RECORDS	RPI 51-100	RPI 101-150	RPI 150+				
13- 9	0- 0	0- 0	OVERALL	0- 0	3- 4	10- 5				
10- 2	0- 0	0- 0	HOME	0- 0	1- 1	9- 1				
3- 4	0- 0	0- 0	AWAY	0- 0	2- 1	1- 3				
0- 3	0- 0	0- 0	NEUTRAL	0- 0	0- 2	0- 1				
4- 4	0- 0	0- 0	NON-CONFERENCE	0- 0	1- 3	3- 1				
3- 1	0- 0	0- 0	HOME	0- 0	0- 1	3- 0				
1- 0	0- 0	0- 0	AWAY	0- 0	1- 0	0- 0				
0- 3	0- 0	0- 0	NEUTRAL	0- 0	0- 2	0- 1				
9- 5	0- 0	0- 0	CONFERENCE	0- 0	2- 1	7- 4				
7- 1	0- 0	0- 0	HOME	0- 0	1- 0	6- 1				
2- 4	0- 0	0- 0	AWAY	0- 0	1- 1	1- 3				
0- 0	0- 0	0- 0	NEUTRAL	0- 0	0- 0	0- 0				

RPI 1-25			RPI 26-50			RPI 51-100			RPI 101+			Team's RPI: 226
RPI	S	Opponent	Score	RPI	S	Opponent	Score	RPI	S	Opponent	Score	
								101	A	Liberty	51	73
								101	H	Liberty	61	57
								104	N	Arizona	60	79
								106	A	North Carolina	66	65
								124	N	Western Mich.	44	71
								140	H	Pacific	77	84
								142	A	UNC Asheville	58	56
								157	N	SMU	61	69
								211	A	Presbyterian	53	60
								215	A	Radford	51	54
								215	H	Radford	54	50
								245	H	High Point	82	70
								279	A	Campbell	70	35
								279	H	Campbell	68	56
								285	H	Kennesaw St.	70	56
								289	H	UNCG	59	57
								295	H	Coastal Caro.	56	59
								296	H	Charleston So.	63	55
								301	H	Wofford	64	61
								310	H	Longwood	67	42
								311	A	Winthrop	62	81
								311	H	Winthrop	70	52
LAST 12 Division I GAMES:												
				215	A	Radford	51	54				
				311	H	Winthrop	70	52				
				279	H	Campbell	68	56				
				211	A	Presbyterian	53	60				
				101	A	Liberty	51	73				
				215	H	Radford	54	50				
				310	H	Longwood	67	42				
				142	A	UNC Asheville	58	56				
				296	H	Charleston So.	63	55				
				245	H	High Point	82	70				
				279	A	Campbell	70	35				
				295	H	Coastal Caro.	56	59				

Non-Div I Games: Montreat 84 49 Bluefield Col. 64 51

Gardner-Webb

Loss, Non-Conf, S Site, H Home A Away N Neutral

George Mason

Through Games Of Feb. 9, 2016

Average RPI Win:	206	WON-LOST	WINNING	LAST 10	STRENGTH OF	OPP. STRENGTH	TEAM	ADJ.	CONF.	ADJ CONF.
Average RPI Loss:	98	RECORD	PCT. RANK	GAMES	SCHEDULE	OF SCHEDULE	RPI	RPI	RPI	RPI
DIV. I ONLY	10- 14	219	4- 6	113	98	175	175	7	7	
DIV. I NON-CONF.	5- 8	209	0- 1	246	116	231	231	8	8	
TOTALS	RPI 1-25	RPI 26-50	W-L RECORDS	RPI 51-100	RPI 101-150	RPI 150+				
10- 14	0- 1	0- 2	OVERALL	3- 5	0- 2	7- 4				
7- 3	0- 1	0- 0	HOME	2- 1	0- 1	5- 0				
1- 10	0- 0	0- 2	AWAY	1- 3	0- 1	0- 4				
2- 1	0- 0	0- 0	NEUTRAL	0- 1	0- 0	2- 0				
5- 8	0- 0	0- 0	NON-CONFERENCE	0- 4	0- 2	5- 2				
3- 1	0- 0	0- 0	HOME	0- 0	0- 1	3- 0				
0- 6	0- 0	0- 0	AWAY	0- 3	0- 1	0- 2				
2- 1	0- 0	0- 0	NEUTRAL	0- 1	0- 0	2- 0				
5- 6	0- 1	0- 2	CONFERENCE	3- 1	0- 0	2- 2				
4- 2	0- 1	0- 0	HOME	2- 1	0- 0	2- 0				
1- 4	0- 0	0- 2	AWAY	1- 0	0- 0	0- 2				
0- 0	0- 0	0- 0	NEUTRAL	0- 0	0- 0	0- 0				

RPI 1-25				RPI 26-50				RPI 51-100				RPI 101+ Team's RPI: 175			
RPI	S	Opponent	Score	RPI	S	Opponent	Score	RPI	S	Opponent	Score	RPI	S	Opponent	Score
24	H	Duquesne	56 72	34	A	St. Bonaventure	55 70	55	A	Auburn	59 88	104	A	Arizona	60 68
				35	A	George Washington	68 82	56	N	Western Ky.	58 84	105	H	Georgetown	57 63
								70	A	Utah	62 74	153	A	Fordham	54 66
								79	A	Saint Louis	73 63	165	A	Davidson	63 68
								79	H	Saint Louis	50 61	180	A	UNLV	59 67
								92	A	Virginia Tech	63 80	181	N	Tulsa	64 63
								95	H	Saint Joseph's	55 41	193	H	Delaware	90 83
								98	H	VCU	70 54	215	A	Radford	63 66
												238	H	Massachusetts	64 59
												268	N	Pepperdine	71 63
												278	H	La Salle	79 70
												290	H	Towson	88 76
												343	H	Air Force	69 52
LAST 12 Division I GAMES:															
95	H	Saint Joseph's	55 41	34	A	St. Bonaventure	55 70	153	A	Fordham	54 66	278	H	La Salle	79 70
165	A	Davidson	63 68	49	A	St. Bonaventure	55 70	200	A	Pepperdine	71 63	290	H	Towson	88 76
238	H	Massachusetts	64 59	79	H	Saint Louis	50 61	24	H	Duquesne	56 72	343	H	Air Force	69 52
79	H	Saint Louis	50 61	35	A	George Washington	68 82	79	A	Saint Louis	73 63				
35	A	George Washington	68 82	98	H	VCU	70 54	104	A	Arizona	60 68				

Non-Div I Games:

George Mason

■ Loss,
 ■ Non-Conf,
 ■ S Site,
 ■ H Home
 ■ A Away
 N Neutral

Average RPI Win:	154	WON-LOST	WINNING	LAST 10	STRENGTH OF	OPP. STRENGTH	TEAM	ADJ.	CONF.	ADJ CONF.
Average RPI Loss:	83	RECORD	PCT. RANK	GAMES	SCHEDULE	OF SCHEDULE	RPI	RPI	RPI	RPI
DIV. I ONLY	20- 4	19	9- 1	111	69	35	35	7	7	
DIV. I NON-CONF.	10- 3	61	1- 0	96	45	48	48	8	8	
TOTALS	RPI 1-25	RPI 26-50	W-L RECORDS	RPI 51-100	RPI 101-150	RPI 150+				
20- 4	1- 1	2- 0	OVERALL	3- 2	3- 0	11- 1				
10- 1	0- 0	0- 0	HOME	2- 1	1- 0	7- 0				
8- 2	1- 1	1- 0	AWAY	1- 0	2- 0	3- 1				
2- 1	0- 0	1- 0	NEUTRAL	0- 1	0- 0	1- 0				
10- 3	0- 1	1- 0	NON-CONFERENCE	1- 2	3- 0	5- 0				
5- 1	0- 0	0- 0	HOME	1- 1	1- 0	3- 0				
3- 1	0- 1	0- 0	AWAY	0- 0	2- 0	1- 0				
2- 1	0- 0	1- 0	NEUTRAL	0- 1	0- 0	1- 0				
10- 1	1- 0	1- 0	CONFERENCE	2- 0	0- 0	6- 1				
5- 0	0- 0	0- 0	HOME	1- 0	0- 0	4- 0				
5- 1	1- 0	1- 0	AWAY	1- 0	0- 0	2- 1				
0- 0	0- 0	0- 0	NEUTRAL	0- 0	0- 0	0- 0				

RPI 1-25				RPI 26-50				Team's RPI: 35	RPI 51-100				RPI 101+			
RPI	S	Opponent	Score	RPI	S	Opponent	Score		RPI	S	Opponent	Score	RPI	S	Opponent	Score
6	A	Stanford	63 84	46	A	Dayton	62 61		64	H	Villanova	78 70	116	H	Iona	70 65
24	A	Duquesne	70 52	50	N	Iowa	81 77		72	H	FGCU	60 64	119	A	Memphis	68 62
									79	H	Saint Louis	89 80	122	A	Fresno St.	61 53
									95	A	Saint Joseph's	70 45	153	A	Fordham	69 76
									99	N	Wright St.	71 77	154	A	Illinois	70 57
													165	A	Davidson	79 60
													175	H	George Mason	82 68
													195	H	Rhode Island	68 52
													204	A	Richmond	62 47
													223	H	Hartford	82 51
													230	H	Grambling	85 58
													238	H	Massachusetts	67 50
													242	N	Houston	82 78
													254	H	American	78 48
													278	H	La Salle	83 59
LAST 12 Division I GAMES:																
204	A	Richmond	62 47	24	A	Duquesne	70 52									
153	A	Fordham	69 76	278	H	La Salle	83 59									
79	H	Saint Louis	89 80	46	A	Dayton	62 61									
165	A	Davidson	79 60	195	H	Rhode Island	68 52									
175	H	George Mason	82 68	95	A	Saint Joseph's	70 45									
238	H	Massachusetts	67 50	223	H	Hartford	82 51									

Non-Div I Games:

George Washington

Average RPI Win:	185	WON-LOST	WINNING	LAST 10	STRENGTH OF	OPP. STRENGTH	TEAM	ADJ.	CONF.	ADJ CONF.
Average RPI Loss:	81	RECORD	PCT. RANK	GAMES	SCHEDULE	OF SCHEDULE	RPI	RPI	RPI	RPI
DIV. I ONLY	13- 10	139	5- 5	139	81	105	105	6	6	
DIV. I NON-CONF.	7- 3	91	0- 0	184	267	87	87	6	6	
TOTALS	RPI 1-25	RPI 26-50	W-L RECORDS	RPI 51-100	RPI 101-150	RPI 150+				
13- 10	0- 2	0- 3	OVERALL	3- 1	3- 3	7- 1				
6- 3	0- 1	0- 2	HOME	2- 0	1- 0	3- 0				
5- 7	0- 1	0- 1	AWAY	1- 1	1- 3	3- 1				
2- 0	0- 0	0- 0	NEUTRAL	0- 0	1- 0	1- 0				
7- 3	0- 0	0- 1	NON-CONFERENCE	1- 0	1- 2	5- 0				
3- 0	0- 0	0- 0	HOME	1- 0	0- 0	2- 0				
2- 3	0- 0	0- 1	AWAY	0- 0	0- 2	2- 0				
2- 0	0- 0	0- 0	NEUTRAL	0- 0	1- 0	1- 0				
6- 7	0- 2	0- 2	CONFERENCE	2- 1	2- 1	2- 1				
3- 3	0- 1	0- 2	HOME	1- 0	1- 0	1- 0				
3- 4	0- 1	0- 0	AWAY	1- 1	1- 1	1- 1				
0- 0	0- 0	0- 0	NEUTRAL	0- 0	0- 0	0- 0				

RPI 1-25				RPI 26-50				RPI 51-100				RPI 101+ Team's RPI: 105			
RPI	S	Opponent	Score	RPI	S	Opponent	Score	RPI	S	Opponent	Score	RPI	S	Opponent	Score
19	A	DePaul	53 75	29	H	Seton Hall	75 83	64	A	Villanova	57 51	115	N	Quinnipiac	80 68
19	H	DePaul	66 80	30	H	St. John's (NY)	60 65	84	A	Marquette	72 87	117	A	Creighton	57 44
				34	A	St. Bonaventure	54 69	84	H	Marquette	75 72	117	H	Creighton	69 57
								92	H	Virginia Tech	73 56	119	A	Memphis	53 57
												135	A	Xavier	54 59
												150	A	Alabama	66 78
												175	A	George Mason	63 57
												189	A	Butler	76 82
												193	H	Delaware	61 50
												250	A	Providence	82 51
												250	H	Providence	63 53
												290	H	Towson	82 46
												320	A	UMES	71 60
												344	N	St. Francis Brooklyn	74 52
LAST 12 Division I GAMES:															
19	H	DePaul	66 80	30	H	St. John's (NY)	60 65								
84	H	Marquette	75 72	84	A	Marquette	72 87								
117	A	Creighton	57 44	19	A	DePaul	53 75								
250	A	Providence	82 51	250	H	Providence	63 53								
64	A	Villanova	57 51	117	H	Creighton	69 57								
29	H	Seton Hall	75 83	189	A	Butler	76 82								

Non-Div I Games:

Georgetown

■ Loss,
 ■ Non-Conf,
 ■ S Site,
 ■ H Home
 ■ A Away
 N Neutral

Georgia

Through Games Of Feb. 9, 2016

Average RPI Win: 133	WON-LOST	WINNING	LAST 10	STRENGTH OF	OPP. STRENGTH	TEAM	ADJ.	CONF.	ADJ CONF.
Average RPI Loss: 59	RECORD	PCT. RANK	GAMES	SCHEDULE	OF SCHEDULE	RPI	RPI	RPI	RPI
DIV. I ONLY	18- 6	45	5- 0	27	63	28	28	2	2
DIV. I NON-CONF.	12- 1	9	1- 0	95	148	13	13	2	2
TOTALS	RPI 1-25	RPI 26-50	W-L RECORDS	RPI 51-100	RPI 101-150	RPI 150+			
18- 6	3- 3	2- 1	OVERALL	4- 0	2- 2	7- 0			
12- 3	1- 1	1- 1	HOME	2- 0	2- 1	6- 0			
5- 3	1- 2	1- 0	AWAY	2- 0	0- 1	1- 0			
1- 0	1- 0	0- 0	NEUTRAL	0- 0	0- 0	0- 0			
12- 1	1- 1	1- 0	NON-CONFERENCE	2- 0	1- 0	7- 0			
9- 0	0- 0	1- 0	HOME	1- 0	1- 0	6- 0			
2- 1	0- 1	0- 0	AWAY	1- 0	0- 0	1- 0			
1- 0	1- 0	0- 0	NEUTRAL	0- 0	0- 0	0- 0			
6- 5	2- 2	1- 1	CONFERENCE	2- 0	1- 2	0- 0			
3- 3	1- 1	0- 1	HOME	1- 0	1- 1	0- 0			
3- 2	1- 1	1- 0	AWAY	1- 0	0- 1	0- 0			
0- 0	0- 0	0- 0	NEUTRAL	0- 0	0- 0	0- 0			

RPI 1-25				RPI 26-50				Team's RPI: 28		RPI 51-100				RPI 101+			
RPI	S	Opponent	Score	RPI	S	Opponent	Score		RPI	S	Opponent	Score	RPI	S	Opponent	Score	
12	N	BYU	66 58	29	H	Seton Hall	70 52		55	H	Auburn	63 30	118	H	LSU	46 53	
13	A	Michigan St.	45 66	33	A	Missouri	65 50		58	A	Vanderbilt	64 58	127	H	Mercer	57 44	
18	A	Texas A&M	62 73	33	H	Missouri	48 54		76	H	Georgia Tech	78 66	139	H	Ole Miss	70 56	
20	A	Florida	71 61						99	A	Wright St.	63 57	150	A	Alabama	50 64	
22	H	Mississippi St.	47 43										178	H	Stetson	76 55	
23	H	Kentucky	53 64										207	H	Cincinnati	60 42	

Average RPI Win: 244	WON-LOST	WINNING	LAST 10	STRENGTH OF	OPP. STRENGTH	TEAM	ADJ.	CONF.	ADJ CONF.
Average RPI Loss: 182	RECORD	PCT. RANK	GAMES	SCHEDULE	OF SCHEDULE	RPI	RPI	RPI	RPI
DIV. I ONLY	9- 12	208	3- 7	288	246	263	263	16	16
DIV. I NON-CONF.	5- 4	138	0- 0	306	330	233	233	14	14
TOTALS	RPI 1-25	RPI 26-50	W-L RECORDS	RPI 51-100	RPI 101-150	RPI 150+			
9- 12	0- 0	0- 0	OVERALL	0- 2	1- 3	8- 7			
4- 7	0- 0	0- 0	HOME	0- 1	0- 2	4- 4			
4- 5	0- 0	0- 0	AWAY	0- 1	1- 1	3- 3			
1- 0	0- 0	0- 0	NEUTRAL	0- 0	0- 0	1- 0			
5- 4	0- 0	0- 0	NON-CONFERENCE	0- 1	0- 1	5- 2			
2- 2	0- 0	0- 0	HOME	0- 1	0- 0	2- 1			
2- 2	0- 0	0- 0	AWAY	0- 0	0- 1	2- 1			
1- 0	0- 0	0- 0	NEUTRAL	0- 0	0- 0	1- 0			
4- 8	0- 0	0- 0	CONFERENCE	0- 1	1- 2	3- 5			
2- 5	0- 0	0- 0	HOME	0- 0	0- 2	2- 3			
2- 3	0- 0	0- 0	AWAY	0- 1	1- 0	1- 2			
0- 0	0- 0	0- 0	NEUTRAL	0- 0	0- 0	0- 0			

RPI S	Opponent	Score	RPI S	Opponent	Score	RPI S	Opponent	Score	RPI S	Opponent	Score	Team's RPI: 263
						52	A Arkansas St.	54 75	125	H La.-Lafayette	57 77	
						90	H Charlotte	71 83	144	A Texas-Arlington	68 63	
									144	H Texas-Arlington	45 74	
									150	A Alabama	56 72	
									171	A Little Rock	32 59	
									178	A Stetson	80 72	
									191	H Troy	90 97	
									201	A Texas St.	71 80	
									201	H Texas St.	73 62	
									213	H South Ala.	52 60	
									237	A Appalachian St.	80 75	
									248	N Bethune-Cookman	68 61	
									270	H Ga. Southern	50 61	
									280	H La.-Monroe	65 52	
									284	A Tennessee Tech	65 72	
									285	A Kennesaw St.	66 62	
									298	H Morehead St.	90 99	
									299	H North Florida	76 63	
									327	H Howard	65 58	
LAST 12 Division I GAMES:												
144	H	Texas-Arlington	45	74	125	H	La.-Lafayette	57	77			
201	H	Texas St.	73	62	280	H	La.-Monroe	65	52			
171	A	Little Rock	32	59	213	H	South Ala.	52	60			
52	A	Arkansas St.	54	75	191	H	Troy	90	97			
237	A	Appalachian St.	80	75	201	A	Texas St.	71	80			
270	H	Ga. Southern	50	61	144	A	Texas-Arlington	68	63			

Non-Div I Games:

Georgia St.

■ Loss,
 ■ Non-Conf,
 S Site,
 ■ Home
 ■ Away
 N Neutral

Average RPI Win:	197	WON-LOST	WINNING	LAST 10	STRENGTH OF	OPP. STRENGTH	TEAM	ADJ.	CONF.	ADJ CONF.
Average RPI Loss:	40	RECORD	PCT. RANK	GAMES	SCHEDULE	OF SCHEDULE	RPI	RPI	RPI	RPI
DIV. I ONLY	14- 10	121	4- 6	41	86	76	76	5	5	
DIV. I NON-CONF.	10- 3	61	1- 0	134	307	82	82	5	5	
TOTALS	RPI 1-25	RPI 26-50	W-L RECORDS	RPI 51-100	RPI 101-150	RPI 150+				
14- 10	0- 4	0- 4	OVERALL	1- 1	5- 1	8- 0				
10- 3	0- 2	0- 0	HOME	0- 1	4- 0	6- 0				
3- 6	0- 2	0- 4	AWAY	1- 0	1- 0	1- 0				
1- 1	0- 0	0- 0	NEUTRAL	0- 0	0- 1	1- 0				
10- 3	0- 0	0- 2	NON-CONFERENCE	0- 0	3- 1	7- 0				
8- 0	0- 0	0- 0	HOME	0- 0	2- 0	6- 0				
1- 2	0- 0	0- 2	AWAY	0- 0	1- 0	0- 0				
1- 1	0- 0	0- 0	NEUTRAL	0- 0	0- 1	1- 0				
4- 7	0- 4	0- 2	CONFERENCE	1- 1	2- 0	1- 0				
2- 3	0- 2	0- 0	HOME	0- 1	2- 0	0- 0				
2- 4	0- 2	0- 2	AWAY	1- 0	0- 0	1- 0				
0- 0	0- 0	0- 0	NEUTRAL	0- 0	0- 0	0- 0				

RPI 1-25			RPI 26-50			RPI 51-100			Team's RPI: 76	RPI 101+		
RPI	S	Opponent	Score	RPI	S	Opponent	Score	RPI	S	Opponent	Score	
1	A	Notre Dame	76 85	27	A	Syracuse	52 71	92	A	Virginia Tech	51 34	103 H Boston College 62 56
1	H	Notre Dame	42 54	28	A	Georgia	66 78	96 H Virginia	67 78	106 H North Carolina	80 73	
14	A	Florida St.	69 75	40	A	North Carolina St.	57 65			113 A IUPUI	60 50	
17	H	Louisville	65 78	42	A	Indiana	60 69			121 H Samford	66 55	
LAST 12 Division I GAMES:												
27	A	Syracuse	52 71	106	H	North Carolina	80 73			131 N UNI	58 61	
92	A	Virginia Tech	51 34	14	A	Florida St.	69 75			150 H Alabama	70 58	
103	H	Boston College	62 56	40	A	North Carolina St.	57 65			155 H Loyola Chicago	84 77	
1	H	Notre Dame	42 54	17	H	Louisville	65 78			234 H USC Upstate	87 46	
235	A	Clemson	76 63	1	A	Notre Dame	76 85			235 A Clemson	76 63	
96	H	Virginia	67 78	113	A	IUPUI	60 50			245 N High Point	81 61	
										272 H Prairie View	96 48	
										282 H Alabama St.	80 54	
										304 H Southeastern La.	102 49	
										344 H St. Francis Brooklyn	89 51	

Non-Div I Games:

Georgia Tech

Average RPI Win:	200	WON-LOST	WINNING	LAST 10	STRENGTH OF	OPP. STRENGTH	TEAM	ADJ.	CONF.	ADJ CONF.
Average RPI Loss:	57	RECORD	PCT. RANK	GAMES	SCHEDULE	OF SCHEDULE	RPI	RPI	RPI	RPI
DIV. I ONLY	16- 9	100	5- 5	99	97	89	89	9	9	
DIV. I NON-CONF.	8- 4	100	0- 0	110	77	106	106	9	9	
TOTALS	RPI 1-25	RPI 26-50	W-L RECORDS	RPI 51-100	RPI 101-150	RPI 150+				
16- 9	0- 2	2- 2	OVERALL	1- 3	2- 2	11- 0				
11- 3	0- 1	1- 2	HOME	1- 0	2- 0	7- 0				
5- 5	0- 1	1- 0	AWAY	0- 3	0- 1	4- 0				
0- 1	0- 0	0- 0	NEUTRAL	0- 0	0- 1	0- 0				
8- 4	0- 1	2- 1	NON-CONFERENCE	0- 1	0- 1	6- 0				
6- 2	0- 1	1- 1	HOME	0- 0	0- 0	5- 0				
2- 1	0- 0	1- 0	AWAY	0- 1	0- 0	1- 0				
0- 1	0- 0	0- 0	NEUTRAL	0- 0	0- 1	0- 0				
8- 5	0- 1	0- 1	CONFERENCE	1- 2	2- 1	5- 0				
5- 1	0- 0	0- 1	HOME	1- 0	2- 0	2- 0				
3- 4	0- 1	0- 0	AWAY	0- 2	0- 1	3- 0				
0- 0	0- 0	0- 0	NEUTRAL	0- 0	0- 0	0- 0				

RPI 1-25				RPI 26-50				RPI 51-100				Team's RPI: 89	RPI 101+			
RPI	S	Opponent	Score	RPI	S	Opponent	Score	RPI	S	Opponent	Score		RPI	S	Opponent	Score
6	H	Stanford	48 65	26	H	Southern California	56 60	65	A	San Diego	54 63		106	N	North Carolina	62 67
12	A	BYU	54 58	36	H	West Virginia	62 57	66	A	Santa Clara	64 71		120	A	San Francisco	52 71
				46	A	Dayton	57 47	66	H	Santa Clara	53 44		120	H	San Francisco	68 47
				49	H	St. Mary's (CA)	68 69	67	A	Washington St.	48 55		140	H	Pacific	68 61
													160	H	Montana St.	65 52
													184	H	Eastern Wash.	78 56
													233	H	Grand Canyon	70 44
													244	A	Loyola Marymount	66 59
													244	H	Loyola Marymount	83 68
													252	H	Wyoming	61 57
													268	A	Pepperdine	74 57
													268	H	Pepperdine	56 39
													281	A	Portland	71 63
													308	A	Colgate	80 50
													343	H	Air Force	88 35
LAST 12 Division I GAMES:																
268	H	Pepperdine	56 39	65	A	San Diego	54 63									
244	H	Loyola Marymount	83 68	12	A	BYU	54 58									
120	A	San Francisco	52 71	281	A	Portland	71 63									
66	A	Santa Clara	64 71	66	H	Santa Clara	53 44									
140	H	Pacific	68 61	120	H	San Francisco	68 47									
49	H	St. Mary's (CA)	68 69	244	A	Loyola Marymount	66 59									

Non-Div I Games:

Gonzaga

■ Loss,
 ■ Non-Conf, S Site,
 ■ Home
 ■ Away
 N Neutral

Average RPI Win: 298	WON-LOST	WINNING	LAST 10	STRENGTH OF	OPP. STRENGTH	TEAM	ADJ.	CONF.	ADJ CONF.
Average RPI Loss: 163	RECORD	PCT. RANK	GAMES	SCHEDULE	OF SCHEDULE	RPI	RPI	RPI	RPI
DIV. I ONLY	8- 12	229	6- 4	256	306	230	230	32	32
DIV. I NON-CONF.	1- 8	320	1- 0	39	102	197	197	31	31
TOTALS	RPI 1-25	RPI 26-50	W-L RECORDS	RPI 51-100	RPI 101-150	RPI 150+			
8- 12	0- 2	0- 1	OVERALL	0- 0	0- 2	8- 7			
4- 2	0- 0	0- 0	HOME	0- 0	0- 0	4- 2			
4- 10	0- 0	0- 0	AWAY	0- 0	0- 1	4- 3			
0- 0	0- 0	0- 0	NEUTRAL	0- 0	0- 0	0- 0			
1- 8	0- 2	0- 1	NON-CONFERENCE	0- 0	0- 2	1- 3			
0- 0	0- 0	0- 0	HOME	0- 0	0- 0	0- 0			
1- 8	0- 2	0- 1	AWAY	0- 0	0- 2	1- 3			
0- 0	0- 0	0- 0	NEUTRAL	0- 0	0- 0	0- 0			
7- 4	0- 0	0- 0	CONFERENCE	0- 0	0- 0	7- 4			
4- 2	0- 0	0- 0	HOME	0- 0	0- 0	4- 2			
3- 2	0- 0	0- 0	AWAY	0- 0	0- 0	3- 2			
0- 0	0- 0	0- 0	NEUTRAL	0- 0	0- 0	0- 0			

RPI 1-25				RPI 26-50				RPI 51-100				RPI 101+ Team's RPI: 230			
RPI	S	Opponent	Score	RPI	S	Opponent	Score	RPI	S	Opponent	Score	RPI	S	Opponent	Score
4	A	Baylor	42 96	35	A	George Washington	58 85					131	A	Texas Tech	55 70
22	A	Mississippi St.	43 107									150	A	Alabama	57 72
												173	A	Northwestern St.	62 71
												177	A	Southern U.	68 80
												177	H	Southern U.	65 52
												181	A	Tulsa	51 79
												197	A	William & Mary	55 74
												236	H	Texas Southern	50 62
												272	H	Prairie View	69 66
												282	H	Alabama St.	89 69
												309	A	Nicholls St.	69 65
												318	A	Alcorn	85 76
												318	H	Alcorn	66 70
												329	A	Jackson St.	79 58
												336	A	Ark.-Pine Bluff	68 83
												345	H	Alabama A&M	75 56
												348	A	Mississippi Val.	65 52
LAST 12 Division I GAMES:															
318	H	Alcorn	66 70	272	H	Prairie View	69 66								
177	H	Southern U.	65 52	318	A	Alcorn	85 76								
348	A	Mississippi Val.	65 52	177	A	Southern U.	68 80								
336	A	Ark.-Pine Bluff	68 83	282	H	Alabama St.	89 69								
329	A	Jackson St.	79 58	345	H	Alabama A&M	75 56								
236	H	Texas Southern	50 62	309	A	Nicholls St.	69 65								

Non-Div I Games: Southern-N.O. 73 61 LSU-Alexandria 106 50

Grambling

■ Loss,
 ■ Non-Conf, S Site,
 ■ Home
 ■ Away
 N Neutral

Grand Canyon

Through Games Of Feb. 9, 2016

Average RPI Win: 263	WON-LOST	WINNING	LAST 10	STRENGTH OF	OPP. STRENGTH	TEAM	ADJ.	CONF.	ADJ CONF.
Average RPI Loss: 141	RECORD	PCT. RANK	GAMES	SCHEDULE	OF SCHEDULE	RPI	RPI	RPI	RPI
DIV. I ONLY	9- 13	222	4- 5	218	248	233	233	25	25
DIV. I NON-CONF.	5- 8	209	0- 1	236	186	237	237	25	25
TOTALS	RPI 1-25	RPI 26-50	W-L RECORDS	RPI 51-100	RPI 101-150	RPI 150+			
9- 13	0- 0	0- 2	OVERALL	0- 3	0- 2	9- 6			
3- 6	0- 0	0- 0	HOME	0- 1	0- 1	3- 4			
6- 3	0- 0	0- 0	AWAY	0- 0	0- 0	6- 0			
0- 4	0- 0	0- 2	NEUTRAL	0- 1	0- 0	0- 1			
5- 8	0- 0	0- 2	NON-CONFERENCE	0- 3	0- 0	5- 3			
2- 3	0- 0	0- 0	HOME	0- 1	0- 0	2- 2			
3- 1	0- 0	0- 0	AWAY	0- 1	0- 0	3- 0			
0- 4	0- 0	0- 2	NEUTRAL	0- 1	0- 0	0- 1			
4- 5	0- 0	0- 0	CONFERENCE	0- 0	0- 2	4- 3			
1- 3	0- 0	0- 0	HOME	0- 0	0- 1	1- 2			
3- 2	0- 0	0- 0	AWAY	0- 0	0- 1	3- 1			
0- 0	0- 0	0- 0	NEUTRAL	0- 0	0- 0	0- 0			

RPI 1-25			RPI 26-50			RPI 51-100			RPI 101+			Team's RPI: 233			
RPI	S	Opponent	Score	RPI	S	Opponent	Score	RPI	S	Opponent	Score	RPI	S	Opponent	Score
				26	N	Southern California	44 75	63	N	Abilene Christian	71 75	102	A	New Mexico St.	58 60
				36	N	West Virginia	50 68	69	H	UC Riverside	67 85	102	H	New Mexico St.	44 64
								89	A	Gonzaga	44 70	151	H	Hawaii	41 74
												159	H	Oral Roberts	66 64
												168	H	Northern Colo.	69 59
												182	A	UTRGV	28 52
												182	H	UTRGV	66 68
												213	H	South Ala.	56 59
												220	A	Utah Valley	61 53
												246	A	CSU Bakersfield	61 51
												249	A	Seattle	67 54
												307	H	UMKC	57 63
												312	N	Fairleigh Dickinson	68 74
												321	A	North Dakota St.	76 67
												323	A	UC Irvine	58 53
												339	H	Chicago St.	74 36
												343	A	Air Force	73 39
LAST 12 Division I GAMES:															
				182	H	UTRGV	66 68	220	A	Utah Valley	61 53				
				102	H	New Mexico St.	44 64	102	A	New Mexico St.	58 60				
				249	A	Seattle	67 54	182	A	UTRGV	28 52				
				246	A	CSU Bakersfield	61 51	69	H	UC Riverside	67 85				
				307	H	UMKC	57 63	168	H	Northern Colo.	69 59				
				339	H	Chicago St.	74 36	213	H	South Ala.	56 59				

Non-Div I Games: Western St. 77 40 San Diego Christian 60 40 Arizona Christian 87 54

Grand Canyon

Loss, Non-Conf, S Site, H Home A Away N Neutral

Average RPI Win:	138	WON-LOST	WINNING	LAST 10	STRENGTH OF	OPP. STRENGTH	TEAM	ADJ.	CONF.	ADJ CONF.
Average RPI Loss:	114	RECORD	PCT. RANK	GAMES	SCHEDULE	OF SCHEDULE	RPI	RPI	RPI	RPI
DIV. I ONLY	19- 3	15	9- 1	63	96	21	21	14	14	
DIV. I NON-CONF.	10- 2	33	2- 0	36	13	11	11	15	15	
TOTALS	RPI 1-25	RPI 26-50	W-L RECORDS	RPI 51-100	RPI 101-150	RPI 150+				
19- 3	0- 0	1- 1	OVERALL	6- 1	4- 0	8- 1				
10- 1	0- 0	1- 0	HOME	3- 0	1- 0	5- 1				
8- 0	0- 0	0- 0	AWAY	2- 0	3- 0	3- 0				
1- 2	0- 0	0- 1	NEUTRAL	1- 1	0- 0	0- 0				
10- 2	0- 0	1- 1	NON-CONFERENCE	5- 1	2- 0	2- 0				
6- 0	0- 0	1- 0	HOME	3- 0	1- 0	1- 0				
3- 0	0- 0	0- 0	AWAY	1- 0	1- 0	1- 0				
1- 2	0- 0	0- 1	NEUTRAL	1- 1	0- 0	0- 0				
9- 1	0- 0	0- 0	CONFERENCE	1- 0	2- 0	6- 1				
4- 1	0- 0	0- 0	HOME	0- 0	0- 0	4- 1				
5- 0	0- 0	0- 0	AWAY	1- 0	2- 0	2- 0				
0- 0	0- 0	0- 0	NEUTRAL	0- 0	0- 0	0- 0				

RPI S	Opponent	Score	RPI S	Opponent	Score	RPI S	Opponent	Score	RPI S	Opponent	Score
43	N Rutgers	54	46	H Dayton	68 52	58	H Vanderbilt	58 56	110	H Belmont	66 62
						59	H South Dakota St.	58 57	123	A Youngstown St.	68 60
						81	N Tulane	79 58	141	A Wisconsin	72 58
						84	H Marquette	75 55	145	A Northern Ky.	81 73
						96	N Virginia	59 68	155	H Loyola Chicago	65 51
						97	A Drake	86 61	162	H Detroit	58 36
						99	A Wright St.	63 58	176	A Milwaukee	63 42
									176	H Milwaukee	69 46
									189	A Butler	55 46
									203	H Oakland	56 58
									206	H Valparaiso	81 42
									222	H Ill.-Chicago	64 22
									302	A Cleveland St.	66 45
LAST 12 Division I GAMES:											
176	H Milwaukee	69 46	206	H Valparaiso	81 42						
162	H Detroit	58 36	123	A Youngstown St.	68 60						
203	H Oakland	56 58	302	A Cleveland St.	66 45						
99	A Wright St.	63 58	176	A Milwaukee	63 42						
145	A Northern Ky.	81 73	46	H Dayton	68 52						
222	H Ill.-Chicago	64 22	110	H Belmont	66 62						

Non-Div I Games:

Green Bay

Average RPI Win:	269	WON-LOST	WINNING	LAST 10	STRENGTH OF	OPP. STRENGTH	TEAM	ADJ.	CONF.	ADJ CONF.
Average RPI Loss:	111	RECORD	PCT. RANK	GAMES	SCHEDULE	OF SCHEDULE	RPI	RPI	RPI	RPI
DIV. I ONLY	10- 13	205	7- 3	105	260	167	167	30	30	
DIV. I NON-CONF.	2- 11	306	1- 2	6	72	144	144	30	30	
TOTALS	RPI 1-25	RPI 26-50	W-L RECORDS	RPI 51-100	RPI 101-150	RPI 150+				
10- 13	0- 3	0- 1	OVERALL	0- 5	1- 0	9- 4				
4- 4	0- 0	0- 0	HOME	0- 2	0- 0	4- 2				
4- 9	0- 3	0- 1	AWAY	0- 3	0- 0	4- 2				
2- 0	0- 0	0- 0	NEUTRAL	0- 0	1- 0	1- 0				
2- 11	0- 3	0- 1	NON-CONFERENCE	0- 5	1- 0	1- 2				
0- 3	0- 0	0- 0	HOME	0- 2	0- 0	0- 1				
0- 8	0- 3	0- 1	AWAY	0- 3	0- 0	0- 1				
2- 0	0- 0	0- 0	NEUTRAL	0- 0	1- 0	1- 0				
8- 2	0- 0	0- 0	CONFERENCE	0- 0	0- 0	8- 2				
4- 1	0- 0	0- 0	HOME	0- 0	0- 0	4- 1				
4- 1	0- 0	0- 0	AWAY	0- 0	0- 0	4- 1				
0- 0	0- 0	0- 0	NEUTRAL	0- 0	0- 0	0- 0				

RPI 1-25				RPI 26-50				RPI 51-100				RPI 101+ Team's RPI: 167			
RPI	S	Opponent	Score	RPI	S	Opponent	Score	RPI	S	Opponent	Score	RPI	S	Opponent	Score
3	A	South Carolina	48 86	47	A	Princeton	55 79	53	H	James Madison	56 68	128	N	Wake Forest	47 42
9	A	Texas	52 79					61	A	Oregon	51 86	178	A	Stetson	59 68
25	A	UTEP	54 78					67	A	Washington St.	61 68	195	N	Rhode Island	59 54
								83	H	Drexel	36 57	202	H	Lehigh	56 63
								94	A	Iowa St.	59 95	218	A	Morgan St.	65 51
												248	H	Bethune-Cookman	60 45
												274	A	N.C. A&T	55 52
												294	H	Savannah St.	65 53
												297	H	Florida A&M	59 66
												313	H	South Carolina St.	63 50
												320	A	UMES	76 55
												327	A	Howard	77 83
												346	H	Norfolk St.	73 62
												349	A	N.C. Central	76 42
LAST 12 Division I GAMES:															
327	A	Howard	77 83	274	A	N.C. A&T	55 52	297	H	Florida A&M	59 66				
320	A	UMES	76 55	248	H	Bethune-Cookman	60 45	47	A	Princeton	55 79				
346	H	Norfolk St.	73 62	178	A	Stetson	59 68	195	N	Rhode Island	59 54				
313	H	South Carolina St.	63 50												
294	H	Savannah St.	65 53												
349	A	N.C. Central	76 42												

Non-Div I Games:

Hampton

■ Loss,
 ■ Non-Conf,
 ■ S Site,
 ■ H Home
 ■ A Away
 N Neutral

Average RPI Win: 266	WON-LOST	WINNING	LAST 10	STRENGTH OF	OPP. STRENGTH	TEAM	ADJ.	CONF.	ADJ CONF.
Average RPI Loss: 124	RECORD	PCT. RANK	GAMES	SCHEDULE	OF SCHEDULE	RPI	RPI	RPI	RPI
DIV. I ONLY	9- 14	234	5- 5	156	198	223	223	15	15
DIV. I NON-CONF.	4- 9	245	0- 2	141	171	219	219	18	18
TOTALS	RPI 1-25	RPI 26-50	W-L RECORDS	RPI 51-100	RPI 101-150	RPI 150+			
9- 14	0- 1	0- 1	OVERALL	0- 4	0- 4	9- 4			
6- 5	0- 1	0- 0	HOME	0- 1	0- 1	6- 2			
3- 9	0- 0	0- 1	AWAY	0- 3	0- 3	3- 2			
0- 0	0- 0	0- 0	NEUTRAL	0- 0	0- 0	0- 0			
4- 9	0- 1	0- 1	NON-CONFERENCE	0- 2	0- 2	4- 3			
3- 2	0- 1	0- 0	HOME	0- 0	0- 0	3- 1			
1- 7	0- 0	0- 1	AWAY	0- 2	0- 2	1- 2			
0- 0	0- 0	0- 0	NEUTRAL	0- 0	0- 0	0- 0			
5- 5	0- 0	0- 0	CONFERENCE	0- 2	0- 2	5- 1			
3- 3	0- 0	0- 0	HOME	0- 1	0- 1	3- 1			
2- 2	0- 0	0- 0	AWAY	0- 1	0- 1	2- 0			
0- 0	0- 0	0- 0	NEUTRAL	0- 0	0- 0	0- 0			

RPI 1-25				RPI 26-50				RPI 51-100				RPI 101+ Team's RPI: 223			
RPI	S	Opponent	Score	RPI	S	Opponent	Score	RPI	S	Opponent	Score	RPI	S	Opponent	Score
8	H	Arizona St.	29 60	35	A	George Washington	51 82	51	H	Albany (NY)	41 78	103	A	Boston College	28 62
								72	A	FGCU	44 64	112	A	Stony Brook	35 58
								75	A	Michigan	47 83	112	H	Stony Brook	42 45
								88	A	Maine	43 61	115	A	Quinnipiac	69 71
												164	H	Cornell	53 50
												183	H	UMBC	65 57
												214	H	Binghamton	47 53
												238	A	Massachusetts	57 63
												250	A	Providence	50 69
												258	A	Sacred Heart	68 67
												265	H	New Hampshire	48 44
												269	H	Dartmouth	36 43
												276	H	Central Conn. St.	49 41
												287	A	Vermont	51 47
												317	A	UMass Lowell	75 70
												317	H	UMass Lowell	72 59
												326	H	Lafayette	55 50
LAST 12 Division I GAMES:															
112	H	Stony Brook	42 45	112	A	Stony Brook	35 58								
317	A	UMass Lowell	75 70	287	A	Vermont	51 47								
51	H	Albany (NY)	41 78	214	H	Binghamton	47 53								
88	A	Maine	43 61	317	H	UMass Lowell	72 59								
265	H	New Hampshire	48 44	72	A	FGCU	44 64								
183	H	UMBC	65 57	35	A	George Washington	51 82								

Non-Div I Games:

Hartford

■ Loss,
 ■ Non-Conf, S Site,
 ■ Home
 ■ Away
 N Neutral

Average RPI Win:	215	WON-LOST	WINNING	LAST 10	STRENGTH OF	OPP. STRENGTH	TEAM	ADJ.	CONF.	ADJ CONF.
Average RPI Loss:	113	RECORD	PCT. RANK	GAMES	SCHEDULE	OF SCHEDULE	RPI	RPI	RPI	RPI
DIV. I ONLY	8- 11	214	4- 6	80	199	143	143	10	10	
DIV. I NON-CONF.	5- 8	209	1- 5	107	211	161	161	11	11	
TOTALS	RPI 1-25	RPI 26-50	W-L RECORDS	RPI 51-100	RPI 101-150	RPI 150+				
8- 11	0- 0	0- 3	OVERALL	0- 3	2- 2	6- 3				
2- 5	0- 0	0- 2	HOME	0- 1	0- 1	2- 1				
5- 6	0- 0	0- 1	AWAY	0- 2	1- 1	4- 2				
1- 0	0- 0	0- 0	NEUTRAL	0- 0	1- 0	0- 0				
5- 8	0- 0	0- 1	NON-CONFERENCE	0- 3	2- 2	3- 2				
2- 2	0- 0	0- 0	HOME	0- 1	0- 1	2- 0				
2- 6	0- 0	0- 1	AWAY	0- 2	1- 1	1- 2				
1- 0	0- 0	0- 0	NEUTRAL	0- 0	1- 0	0- 0				
3- 3	0- 0	0- 2	CONFERENCE	0- 0	0- 0	3- 1				
0- 3	0- 0	0- 2	HOME	0- 0	0- 0	0- 1				
3- 0	0- 0	0- 0	AWAY	0- 0	0- 0	3- 0				
0- 0	0- 0	0- 0	NEUTRAL	0- 0	0- 0	0- 0				

RPI S	Opponent	Score	RPI S	Opponent	Score	RPI S	Opponent	Score	RPI S	Opponent	Score	Team's RPI: 143
39	A South Fla.	59 86	57	A Chattanooga	58 62	109	N Toledo	76 70				
45	H Penn	48 68	72	A FGCU	65 74	111	H Eastern Mich.	81 85				
47	H Princeton	83 92	88	H Maine	53 64	112	A Stony Brook	63 64				
						121	A Samford	60 54				
						164	A Cornell	65 56				
						195	A Rhode Island	52 56				
						209	A Fairfield	50 67				
						228	A Columbia	69 66				
						238	H Massachusetts	67 65				
						243	A Rice	67 61				
						269	A Dartmouth	56 43				
						269	H Dartmouth	64 70				
						347	H Boston U.	73 55				
LAST 12 Division I GAMES:												
47	H Princeton	83 92	57	A Chattanooga	58 62							
45	H Penn	48 68	121	A Samford	60 54							
228	A Columbia	69 66	112	A Stony Brook	63 64							
164	A Cornell	65 56	209	A Fairfield	50 67							
269	H Dartmouth	64 70	111	H Eastern Mich.	81 85							
269	A Dartmouth	56 43	72	A FGCU	65 74							

Non-Div I Games:

Harvard

■ Loss,
 ■ Non-Conf,
 ■ S Site,
 ■ H Home
 ■ A Away
 N Neutral

Average RPI Win: 252	WON-LOST	WINNING	LAST 10	STRENGTH OF	OPP. STRENGTH	TEAM	ADJ.	CONF.	ADJ CONF.
Average RPI Loss: 78	RECORD	PCT. RANK	GAMES	SCHEDULE	OF SCHEDULE	RPI	RPI	RPI	RPI
DIV. I ONLY	14- 9	110	7- 3	227	124	151	151	22	22
DIV. I NON-CONF.	7- 6	156	1- 1	111	16	118	118	22	22
TOTALS	RPI 1-25	RPI 26-50	W-L RECORDS	RPI 51-100	RPI 101-150	RPI 150+			
14- 9	0- 4	0- 1	OVERALL	0- 2	1- 0	13- 2			
5- 5	0- 2	0- 1	HOME	0- 2	0- 0	5- 0			
9- 2	0- 0	0- 0	AWAY	0- 0	1- 0	8- 2			
0- 2	0- 2	0- 0	NEUTRAL	0- 0	0- 0	0- 0			
7- 6	0- 4	0- 1	NON-CONFERENCE	0- 1	0- 0	7- 0			
2- 4	0- 2	0- 1	HOME	0- 1	0- 0	2- 0			
5- 0	0- 0	0- 0	AWAY	0- 0	0- 0	5- 0			
0- 2	0- 2	0- 0	NEUTRAL	0- 0	0- 0	0- 0			
7- 3	0- 0	0- 0	CONFERENCE	0- 1	1- 0	6- 2			
3- 1	0- 0	0- 0	HOME	0- 1	0- 0	3- 0			
4- 2	0- 0	0- 0	AWAY	0- 0	1- 0	3- 2			
0- 0	0- 0	0- 0	NEUTRAL	0- 0	0- 0	0- 0			

RPI 1-25				RPI 26-50				RPI 51-100				RPI 101+ Team's RPI: 151			
RPI	S	Opponent	Score	RPI	S	Opponent	Score	RPI	S	Opponent	Score	RPI	S	Opponent	Score
3	H	South Carolina	51 67	45	H	Penn	54 64	67	H	Washington St.	52 62	149	A	Long Beach St.	67 55
8	H	Arizona St.	49 75					69	H	UC Riverside	74 77	192	A	Cal Poly	64 58
12	N	BYU	56 67									196	A	UC Davis	58 60
18	N	Texas A&M	41 82									205	A	Sacramento St.	74 72
												210	A	San Jose St.	76 73
												233	A	Grand Canyon	74 41
												244	H	Loyola Marymount	65 51
												246	A	CSU Bakersfield	65 55
												246	H	CSU Bakersfield	74 60
												260	A	Northern Ariz.	61 52
												267	A	UC Santa Barbara	63 62
												283	A	CSUN	60 63
												283	H	CSUN	77 50
												323	A	UC Irvine	83 65
												323	H	UC Irvine	59 35
												340	H	Cal St. Fullerton	62 53
LAST 12 Division I GAMES:															
267	A	UC Santa Barbara	63 62	69	H	UC Riverside	74 77								
192	A	Cal Poly	64 58	283	H	CSUN	77 50								
323	H	UC Irvine	59 35	196	A	UC Davis	58 60								
340	H	Cal St. Fullerton	62 53	149	A	Long Beach St.	67 55								
283	A	CSUN	60 63	45	H	Penn	54 64								
323	A	UC Irvine	83 65	246	A	CSU Bakersfield	65 55								

Non-Div I Games:

Hawaii

■ Loss,
■ Non-Conf,
■ S Site,
■ H Home
■ A Away
N Neutral

Average RPI Win:	262	WON-LOST	WINNING	LAST 10	STRENGTH OF	OPP. STRENGTH	TEAM	ADJ.	CONF.	ADJ CONF.
Average RPI Loss:	156	RECORD	PCT. RANK	GAMES	SCHEDULE	OF SCHEDULE	RPI	RPI	RPI	RPI
DIV. I ONLY	7- 14	257	5- 5	179	234	245	245	26	26	
DIV. I NON-CONF.	0- 8	338	0- 1	73	37	284	284	28	28	
TOTALS	RPI 1-25	RPI 26-50	W-L RECORDS	RPI 51-100	RPI 101-150	RPI 150+				
7- 14	0- 1	0- 1	OVERALL	0- 3	0- 2	7- 7				
4- 4	0- 0	0- 0	HOME	0- 1	0- 1	4- 2				
3- 8	0- 1	0- 1	AWAY	0- 1	0- 1	3- 4				
0- 2	0- 0	0- 0	NEUTRAL	0- 1	0- 0	0- 1				
0- 8	0- 1	0- 1	NON-CONFERENCE	0- 3	0- 0	0- 3				
0- 2	0- 0	0- 0	HOME	0- 1	0- 0	0- 1				
0- 4	0- 1	0- 1	AWAY	0- 1	0- 0	0- 1				
0- 2	0- 0	0- 0	NEUTRAL	0- 1	0- 0	0- 1				
7- 6	0- 0	0- 0	CONFERENCE	0- 0	0- 2	7- 4				
4- 2	0- 0	0- 0	HOME	0- 0	0- 1	4- 1				
3- 4	0- 0	0- 0	AWAY	0- 0	0- 1	3- 3				
0- 0	0- 0	0- 0	NEUTRAL	0- 0	0- 0	0- 0				

RPI 1-25				RPI 26-50				RPI 51-100				RPI 101+ Team's RPI: 245			
RPI	S	Opponent	Score	RPI	S	Opponent	Score	RPI	S	Opponent	Score	RPI	S	Opponent	Score
11	A	Maryland	50 105	40	A	North Carolina St.	48 89	71	A	Elon	69 80	101	A	Liberty	43 56
								76	N	Georgia Tech	61 81	142	H	UNC Asheville	81 82
								98	H	VCU	39 69	165	H	Davidson	60 62
												169	N	UAB	46 56
												211	A	Presbyterian	70 82
												211	H	Presbyterian	61 47
												215	A	Radford	56 54
												215	H	Radford	71 66
												226	A	Gardner-Webb	70 82
												279	A	Campbell	69 55
												289	A	UNCG	72 82
												295	A	Coastal Caro.	53 79
												295	H	Coastal Caro.	53 52
												296	H	Charleston So.	62 64
												310	H	Longwood	79 68
												311	A	Winthrop	74 67
LAST 12 Division I GAMES:															
295	A	Coastal Caro.	53 79	279	A	Campbell	69 55	295	H	Coastal Caro.	53 52	226	A	Gardner-Webb	70 82
211	H	Presbyterian	61 47	296	H	Charleston So.	62 64	211	A	Presbyterian	70 82	71	A	Elon	69 80
101	A	Liberty	43 56												
215	A	Radford	56 54												
142	H	UNC Asheville	81 82												
311	A	Winthrop	74 67												

Non-Div I Games: Greensboro 82 49

High Point

■ Loss,
 ■ Non-Conf, S Site,
 ■ Home
 ■ Away
 N Neutral

Average RPI Win:	206	WON-LOST	WINNING	LAST 10	STRENGTH OF	OPP. STRENGTH	TEAM	ADJ.	CONF.	ADJ CONF.
Average RPI Loss:	90	RECORD	PCT. RANK	GAMES	SCHEDULE	OF SCHEDULE	RPI	RPI	RPI	RPI
DIV. I ONLY	17- 5	40	7- 3	189	136	77	77	13	13	
DIV. I NON-CONF.	9- 2	37	1- 0	219	157	69	69	12	12	
TOTALS	RPI 1-25	RPI 26-50	W-L RECORDS	RPI 51-100	RPI 101-150	RPI 150+				
17- 5	0- 1	0- 0	OVERALL	2- 3	2- 0	13- 1				
9- 1	0- 0	0- 0	HOME	2- 1	2- 0	5- 0				
7- 3	0- 0	0- 0	AWAY	0- 2	0- 0	7- 1				
1- 1	0- 1	0- 0	NEUTRAL	0- 0	0- 0	1- 0				
9- 2	0- 1	0- 0	NON-CONFERENCE	1- 0	2- 0	6- 1				
4- 0	0- 0	0- 0	HOME	1- 0	2- 0	1- 0				
4- 1	0- 0	0- 0	AWAY	0- 0	0- 0	4- 1				
1- 1	0- 1	0- 0	NEUTRAL	0- 0	0- 0	1- 0				
8- 3	0- 0	0- 0	CONFERENCE	1- 3	0- 0	7- 0				
5- 1	0- 0	0- 0	HOME	1- 1	0- 0	4- 0				
3- 2	0- 0	0- 0	AWAY	0- 2	0- 0	3- 0				
0- 0	0- 0	0- 0	NEUTRAL	0- 0	0- 0	0- 0				

RPI 1-25				RPI 26-50				RPI 51-100				Team's RPI: 77		RPI 101+			
RPI	S	Opponent	Score	RPI	S	Opponent	Score	RPI	S	Opponent	Score			RPI	S	Opponent	Score
7	N	Oregon St.	50 73					53	H	James Madison	54 71			112	H	Stony Brook	71 66
								71	A	Elon	60 61			133	H	Buffalo	79 36
								71	H	Elon	59 49			174	A	Col. of Charleston	62 58
								83	A	Drexel	64 67			185	A	Marist	71 67
								95	H	Saint Joseph's	75 62			193	H	Delaware	58 49
														194	H	Northeastern	75 50
														197	H	William & Mary	75 45
														209	A	Fairfield	67 53
														238	A	Massachusetts	56 57
														239	A	UNCW	68 64
														254	A	American	60 51
														262	H	Navy	65 63
														290	A	Towson	74 56
														290	H	Towson	64 60
														295	N	Coastal Caro.	82 40
														303	A	Delaware St.	66 49
LAST 12 Division I GAMES:																	
290	A	Towson	74 56	197	H	William & Mary	75 45										
53	H	James Madison	54 71	239	A	UNCW	68 64										
71	H	Elon	59 49	174	A	Col. of Charleston	62 58										
83	A	Drexel	64 67	71	A	Elon	60 61										
290	H	Towson	64 60	193	H	Delaware	58 49										
194	H	Northeastern	75 50	303	A	Delaware St.	66 49										

Non-Div I Games:

Hofstra

■ Loss,
 ■ Non-Conf, S Site,
 ■ Home
 ■ Away
 N Neutral

Holy Cross

Through Games Of Feb. 9, 2016

Average RPI Win:	281	WON-LOST	WINNING	LAST 10	STRENGTH OF	OPP. STRENGTH	TEAM	ADJ.	CONF.	ADJ CONF.
Average RPI Loss:	168	RECORD	PCT. RANK	GAMES	SCHEDULE	OF SCHEDULE	RPI	RPI	RPI	RPI
DIV. I ONLY	9- 13	222	5- 5	302	258	271	271	29	29	
DIV. I NON-CONF.	3- 8	258	0- 1	308	165	323	323	29	29	
TOTALS	RPI 1-25	RPI 26-50	W-L RECORDS	RPI 51-100	RPI 101-150	RPI 150+				
9- 13	0- 0	0- 0	OVERALL	0- 3	0- 4	9- 6				
7- 3	0- 0	0- 0	HOME	0- 1	0- 0	7- 2				
2- 10	0- 0	0- 0	AWAY	0- 2	0- 4	2- 4				
0- 0	0- 0	0- 0	NEUTRAL	0- 0	0- 0	0- 0				
3- 8	0- 0	0- 0	NON-CONFERENCE	0- 0	0- 4	3- 4				
3- 2	0- 0	0- 0	HOME	0- 0	0- 0	3- 2				
0- 6	0- 0	0- 0	AWAY	0- 0	0- 4	0- 2				
0- 0	0- 0	0- 0	NEUTRAL	0- 0	0- 0	0- 0				
6- 5	0- 0	0- 0	CONFERENCE	0- 3	0- 0	6- 2				
4- 1	0- 0	0- 0	HOME	0- 1	0- 0	4- 0				
2- 4	0- 0	0- 0	AWAY	0- 2	0- 0	2- 2				
0- 0	0- 0	0- 0	NEUTRAL	0- 0	0- 0	0- 0				

RPI S	Opponent	Score	RPI S	Opponent	Score	RPI S	Opponent	Score	RPI S	Opponent	Score	Team's RPI: 271
						68	A Army West Point	58 77	103	A Boston College	51 60	
						100	A Bucknell	64 74	108	A Yale	59 69	
						100	H Bucknell	51 58	115	A Quinnipiac	61 74	
									146	A Pittsburgh	50 56	
									156	A Penn St.	82 86	
									202	A Lehigh	58 61	
									212	H Bryant	65 64	
									224	H Manhattan	58 44	
									238	H Massachusetts	60 74	
									254	H American	59 54	
									262	A Navy	49 50	
									262	H Navy	57 49	
									269	H Dartmouth	54 60	
									287	H Vermont	77 63	
									308	A Colgate	80 71	
									308	H Colgate	70 61	
									317	A UMass Lowell	67 75	
									326	H Lafayette	66 49	
									347	A Boston U.	60 41	
LAST 12 Division I GAMES:												
100	A Bucknell	64 74	326	H Lafayette	66 49							
308	H Colgate	70 61	100	H Bucknell	51 58							
262	A Navy	49 50	308	A Colgate	80 71							
254	H American	59 54	262	H Navy	57 49							
68	A Army West Point	58 77	347	A Boston U.	60 41							
202	A Lehigh	58 61	269	H Dartmouth	54 60							

Non-Div I Games:

Holy Cross

Loss, Non-Conf, S Site, H Home A Away N Neutral

Average RPI Win:	256	WON-LOST	WINNING	LAST 10	STRENGTH OF	OPP. STRENGTH	TEAM	ADJ.	CONF.	ADJ CONF.
Average RPI Loss:	116	RECORD	PCT. RANK	GAMES	SCHEDULE	OF SCHEDULE	RPI	RPI	RPI	RPI
DIV. I ONLY	5- 17	298	1- 8	107	121	242	242	8	8	
DIV. I NON-CONF.	4- 7	222	0- 0	124	289	199	199	7	7	
TOTALS	RPI 1-25	RPI 26-50	W-L RECORDS	RPI 51-100	RPI 101-150	RPI 150+				
5- 17	0- 1	0- 3	OVERALL	0- 4	1- 2	4- 7				
2- 8	0- 1	0- 0	HOME	0- 2	1- 1	1- 4				
3- 6	0- 0	0- 1	AWAY	0- 1	0- 1	3- 3				
0- 3	0- 0	0- 2	NEUTRAL	0- 1	0- 0	0- 0				
4- 7	0- 0	0- 2	NON-CONFERENCE	0- 1	1- 1	3- 3				
1- 3	0- 0	0- 0	HOME	0- 0	1- 1	0- 2				
3- 1	0- 0	0- 0	AWAY	0- 0	0- 0	3- 1				
0- 3	0- 0	0- 2	NEUTRAL	0- 1	0- 0	0- 0				
1- 10	0- 1	0- 1	CONFERENCE	0- 3	0- 1	1- 4				
1- 5	0- 1	0- 0	HOME	0- 2	0- 0	1- 2				
0- 5	0- 0	0- 1	AWAY	0- 1	0- 1	0- 2				
0- 0	0- 0	0- 0	NEUTRAL	0- 0	0- 0	0- 0				

RPI 1-25				RPI 26-50				RPI 51-100				RPI 101+ Team's RPI: 242			
RPI	S	Opponent	Score	RPI	S	Opponent	Score	RPI	S	Opponent	Score	RPI	S	Opponent	Score
2	H	UConn	37 76	35	N	George Washington	78 82	60	H	Temple	66 75	119	A	Memphis	57 74
				39	A	South Fla.	49 73	81	A	Tulane	48 70	125	H	La.-Lafayette	52 51
				50	N	Iowa	50 64	81	H	Tulane	56 59	149	H	Long Beach St.	41 47
								99	N	Wright St.	61 75	157	H	SMU	48 50
												170	A	East Carolina	70 76
												174	A	Col. of Charleston	48 55
												180	H	UNLV	60 63
												181	H	Tulsa	62 79
												182	H	UTRGV	45 55
												207	A	Cincinnati	50 56
												243	A	Rice	62 59
												259	H	UCF	64 55
												324	A	Incarnate Word	67 51
												328	A	A&M-Corpus Christi	76 73
LAST 12 Division I GAMES:															
		81	H	Tulane	56	59			157	H	SMU	48	50		
		259	H	UCF	64	55			2	H	UConn	37	76		
		207	A	Cincinnati	50	56			119	A	Memphis	57	74		
		39	A	South Fla.	49	73			60	H	Temple	66	75		
		181	H	Tulsa	62	79			81	A	Tulane	48	70		
		170	A	East Carolina	70	76			182	H	UTRGV	45	55		

Non-Div I Games:

Houston

■ Loss,
 ■ Non-Conf, S Site,
 ■ Home
 ■ Away
 N Neutral

Houston Baptist

Through Games Of Feb. 9, 2016

Average RPI Win:	290	WON-LOST	WINNING	LAST 10	STRENGTH OF	OPP. STRENGTH	TEAM	ADJ.	CONF.	ADJ CONF.
Average RPI Loss:	165	RECORD	PCT. RANK	GAMES	SCHEDULE	OF SCHEDULE	RPI	RPI	RPI	RPI
DIV. I ONLY	7- 11	238	5- 5	228	294	240	240	27	27	
DIV. I NON-CONF.	2- 5	253	0- 0	166	273	224	224	26	26	
TOTALS	RPI 1-25	RPI 26-50	W-L RECORDS	RPI 51-100	RPI 101-150	RPI 150+				
7- 11	0- 1	0- 0	OVERALL	0- 1	0- 2	7- 7				
3- 4	0- 0	0- 0	HOME	0- 0	0- 1	3- 3				
3- 7	0- 1	0- 0	AWAY	0- 1	0- 1	3- 4				
1- 0	0- 0	0- 0	NEUTRAL	0- 0	0- 0	1- 0				
2- 5	0- 1	0- 0	NON-CONFERENCE	0- 0	0- 1	2- 3				
0- 2	0- 0	0- 0	HOME	0- 0	0- 1	0- 1				
1- 3	0- 1	0- 0	AWAY	0- 0	0- 0	1- 2				
1- 0	0- 0	0- 0	NEUTRAL	0- 0	0- 0	1- 0				
5- 6	0- 0	0- 0	CONFERENCE	0- 1	0- 1	5- 4				
3- 2	0- 0	0- 0	HOME	0- 0	0- 0	3- 2				
2- 4	0- 0	0- 0	AWAY	0- 1	0- 1	2- 2				
0- 0	0- 0	0- 0	NEUTRAL	0- 0	0- 0	0- 0				

RPI 1-25				RPI 26-50				RPI 51-100				RPI 101+ Team's RPI: 240			
RPI	S	Opponent	Score	RPI	S	Opponent	Score	RPI	S	Opponent	Score	RPI	S	Opponent	Score
25	A	UTEP	63 98					63	A	Abilene Christian	60 77	114	A	Central Ark.	44 45
												144	H	Texas-Arlington	40 64
												172	H	McNeese St.	64 71
												173	A	Northwestern St.	44 55
												187	A	New Mexico	57 65
												201	H	Texas St.	66 71
												229	A	UTSA	50 79
												232	H	Stephen F. Austin	50 64
												236	A	Texas Southern	77 65
												257	H	Sam Houston St.	67 63
												264	N	Omaha	64 51
												273	A	Lamar	70 77
												304	H	Southeastern La.	64 56
												309	H	Nicholls St.	80 71
												328	A	A&M-Corpus Christi	73 59
												335	A	New Orleans	71 51
LAST 12 Division I GAMES:															
232	H	Stephen F. Austin	50 64	114	A	Central Ark.	44 45								
328	A	A&M-Corpus Christi	73 59	304	H	Southeastern La.	64 56								
257	H	Sam Houston St.	67 63	309	H	Nicholls St.	80 71								
63	A	Abilene Christian	60 77	172	H	McNeese St.	64 71								
273	A	Lamar	70 77	173	A	Northwestern St.	44 55								
335	A	New Orleans	71 51	144	H	Texas-Arlington	40 64								

Non-Div I Games: Trinity (TX) 60 46 Huston-Tillotson 96 65 Paul Quinn 95 42

Houston Baptist

Loss, Non-Conf, S Site, H Home A Away N Neutral

Average RPI Win: 254	WON-LOST	WINNING	LAST 10	STRENGTH OF	OPP. STRENGTH	TEAM	ADJ.	CONF.	ADJ CONF.
Average RPI Loss: 206	RECORD	PCT. RANK	GAMES	SCHEDULE	OF SCHEDULE	RPI	RPI	RPI	RPI
DIV. I ONLY	4- 18	316	2- 7	286	288	327	327	30	30
DIV. I NON-CONF.	2- 11	306	1- 3	152	235	274	274	30	30
TOTALS	RPI 1-25	RPI 26-50	W-L RECORDS	RPI 51-100	RPI 101-150	RPI 150+			
4- 18	0- 1	0- 1	OVERALL	0- 1	0- 3	4- 12			
2- 6	0- 0	0- 0	HOME	0- 0	0- 0	2- 6			
2- 11	0- 1	0- 0	AWAY	0- 1	0- 2	2- 6			
0- 1	0- 0	0- 0	NEUTRAL	0- 0	0- 1	0- 0			
2- 11	0- 1	0- 1	NON-CONFERENCE	0- 1	0- 3	2- 5			
1- 3	0- 0	0- 0	HOME	0- 0	0- 0	1- 3			
1- 7	0- 1	0- 1	AWAY	0- 1	0- 2	1- 2			
0- 1	0- 0	0- 0	NEUTRAL	0- 0	0- 1	0- 0			
2- 7	0- 0	0- 0	CONFERENCE	0- 0	0- 0	2- 7			
1- 3	0- 0	0- 0	HOME	0- 0	0- 0	1- 3			
1- 4	0- 0	0- 0	AWAY	0- 0	0- 0	1- 4			
0- 0	0- 0	0- 0	NEUTRAL	0- 0	0- 0	0- 0			

RPI 1-25				RPI 26-50				RPI 51-100				RPI 101+ Team's RPI: 327			
RPI	S	Opponent	Score	RPI	S	Opponent	Score	RPI	S	Opponent	Score	RPI	S	Opponent	Score
24	A	Duquesne	62 86	27	A	Syracuse	48 97	85	A	Northwestern	49 89	104	A	Arizona	28 65
												127	N	Mercer	53 70
												135	A	Xavier	47 70
												158	H	Old Dominion	64 83
												164	H	Cornell	76 74
												167	H	Hampton	83 77
												218	A	Morgan St.	66 78
												222	A	Ill.-Chicago	48 75
												248	H	Bethune-Cookman	77 81
												253	H	Coppin St.	67 83
												263	A	Georgia St.	58 65
												274	A	N.C. A&T	70 88
												278	H	La Salle	68 71
												303	A	Delaware St.	86 87
												320	A	UMES	59 62
												325	H	LIU Brooklyn	72 89
												337	A	Mt. St. Mary's	62 49
												346	H	Norfolk St.	108 110
												349	A	N.C. Central	68 61
LAST 12 Division I GAMES:															
167	H	Hampton	83 77	253	H	Coppin St.	67 83								
346	H	Norfolk St.	108 110	164	H	Cornell	76 74								
320	A	UMES	59 62	27	A	Syracuse	48 97								
218	A	Morgan St.	66 78	135	A	Xavier	47 70								
248	H	Bethune-Cookman	77 81	158	H	Old Dominion	64 83								
303	A	Delaware St.	86 87	337	A	Mt. St. Mary's	62 49								

Non-Div I Games:

Howard

■ Loss,
 ■ Non-Conf,
 S Site,
 ■ Home
 ■ Away
 N Neutral

Average RPI Win:	325	WON-LOST	WINNING	LAST 10	STRENGTH OF	OPP. STRENGTH	TEAM	ADJ.	CONF.	ADJ CONF.
Average RPI Loss:	171	RECORD	PCT. RANK	GAMES	SCHEDULE	OF SCHEDULE	RPI	RPI	RPI	RPI
DIV. I ONLY	3- 18	332	1- 9	219	268	332	332	18	18	
DIV. I NON-CONF.	2- 9	296	0- 2	194	293	309	309	19	19	
TOTALS	RPI 1-25	RPI 26-50	W-L RECORDS	RPI 51-100	RPI 101-150	RPI 150+				
3- 18	0- 0	0- 2	OVERALL	0- 2	0- 3	3- 11				
3- 7	0- 0	0- 1	HOME	0- 1	0- 2	3- 3				
0- 11	0- 0	0- 1	AWAY	0- 1	0- 1	0- 8				
0- 0	0- 0	0- 0	NEUTRAL	0- 0	0- 0	0- 0				
2- 9	0- 0	0- 2	NON-CONFERENCE	0- 0	0- 2	2- 5				
2- 3	0- 0	0- 1	HOME	0- 0	0- 1	2- 1				
0- 6	0- 0	0- 1	AWAY	0- 0	0- 1	0- 4				
0- 0	0- 0	0- 0	NEUTRAL	0- 0	0- 0	0- 0				
1- 9	0- 0	0- 0	CONFERENCE	0- 2	0- 1	1- 6				
1- 4	0- 0	0- 0	HOME	0- 1	0- 1	1- 2				
0- 5	0- 0	0- 0	AWAY	0- 1	0- 0	0- 4				
0- 0	0- 0	0- 0	NEUTRAL	0- 0	0- 0	0- 0				

RPI 1-25				RPI 26-50				RPI 51-100				RPI 101+				Team's RPI: 332	
RPI	S	Opponent	Score	RPI	S	Opponent	Score	RPI	S	Opponent	Score	RPI	S	Opponent	Score		
				31	A	Ohio	52 79	59	H	South Dakota St.	42 61	113	H	IUPUI	50 69		
				42	H	Indiana	72 79	80	A	South Dakota	60 92	124	H	Western Mich.	48 70		
												145	A	Northern Ky.	64 77		
												159	A	Oral Roberts	59 61		
												162	A	Detroit	63 64		
												176	A	Milwaukee	60 73		
												203	A	Oakland	74 81		
												209	A	Fairfield	62 74		
												227	A	Western Ill.	87 88		
												227	H	Western Ill.	74 78		
												234	H	USC Upstate	81 84		
												264	H	Omaha	58 60		
												305	A	Denver	50 53		
												305	H	Denver	61 49		
												321	A	North Dakota St.	85 94		
												331	H	Kent St.	86 68		
												339	H	Chicago St.	62 51		
LAST 12 Division I GAMES:																	
				227	A	Western Ill.	87 88	59	H	South Dakota St.	42 61						
				305	H	Denver	61 49	305	A	Denver	50 53						
				264	H	Omaha	58 60	227	H	Western Ill.	74 78						
				321	A	North Dakota St.	85 94	113	H	IUPUI	50 69						
				80	A	South Dakota	60 92	176	A	Milwaukee	60 73						
				159	A	Oral Roberts	59 61	203	A	Oakland	74 81						

Non-Div I Games: Trine 82 62 Grace (IN) 91 39

IPFW

Loss, Non-Conf, S Site, H Home A Away N Neutral

Average RPI Win: 220	WON-LOST	WINNING	LAST 10	STRENGTH OF	OPP. STRENGTH	TEAM	ADJ.	CONF.	ADJ CONF.
Average RPI Loss: 133	RECORD	PCT. RANK	GAMES	SCHEDULE	OF SCHEDULE	RPI	RPI	RPI	RPI
DIV. I ONLY	14- 7	87	7- 3	216	192	113	113	18	18
DIV. I NON-CONF.	7- 4	110	1- 1	225	122	116	116	19	19

TOTALS	RPI 1-25	RPI 26-50	W-L RECORDS	RPI 51-100	RPI 101-150	RPI 150+			
14- 7	0- 1	0- 0	OVERALL	2- 3	1- 0	11- 3			
7- 2	0- 0	0- 0	HOME	1- 1	1- 0	5- 1			
6- 5	0- 1	0- 0	AWAY	1- 2	0- 0	5- 2			
1- 0	0- 0	0- 0	NEUTRAL	0- 0	0- 0	1- 0			
7- 4	0- 1	0- 0	NON-CONFERENCE	2- 1	1- 0	4- 2			
3- 1	0- 0	0- 0	HOME	1- 1	1- 0	1- 0			
3- 3	0- 1	0- 0	AWAY	1- 0	0- 0	2- 2			
1- 0	0- 0	0- 0	NEUTRAL	0- 0	0- 0	1- 0			
7- 3	0- 0	0- 0	CONFERENCE	0- 2	0- 0	7- 1			
4- 1	0- 0	0- 0	HOME	0- 0	0- 0	4- 1			
3- 2	0- 0	0- 0	AWAY	0- 2	0- 0	3- 0			
0- 0	0- 0	0- 0	NEUTRAL	0- 0	0- 0	0- 0			

RPI 1-25				RPI 26-50				RPI 51-100				RPI 101+ Team's RPI: 113			
RPI	S	Opponent	Score	RPI	S	Opponent	Score	RPI	S	Opponent	Score	RPI	S	Opponent	Score
17	A	Louisville	61 70					59	A	South Dakota St.	66 68	110	H	Belmont	62 59
								76	H	Georgia Tech	50 60	152	A	SIUE	85 67
								80	A	South Dakota	59 65	159	A	Oral Roberts	57 54
								84	A	Marquette	60 55	159	H	Oral Roberts	47 52
								98	H	VCU	70 69	200	A	North Texas	67 68
												227	A	Western Ill.	68 60
												227	H	Western Ill.	96 87
												232	N	Stephen F. Austin	62 55
												247	H	Indiana St.	68 43
												264	H	Omaha	75 59
												305	H	Denver	81 75
												319	A	Evansville	68 62
												321	H	North Dakota St.	67 44
												332	A	IPFW	69 50
												338	A	Eastern Ill.	71 77
LAST 12 Division I GAMES:															
227	H	Western Ill.	96 87	264	H	Omaha	75 59	227	A	Western Ill.	68 60				
159	A	Oral Roberts	57 54	159	H	Oral Roberts	47 52	332	A	IPFW	69 50				
305	H	Denver	81 75	319	A	Evansville	68 62	76	H	Georgia Tech	50 60				
80	A	South Dakota	59 65												
59	A	South Dakota St.	66 68												
321	H	North Dakota St.	67 44												

Non-Div I Games: Oakland City 104 30 Ind.-Southeast 99 50

IUPUI

Loss, Non-Conf, S Site, H Home A Away N Neutral

Idaho

Through Games Of Feb. 9, 2016

Average RPI Win: 238	WON-LOST	WINNING	LAST 10	STRENGTH OF	OPP. STRENGTH	TEAM	ADJ.	CONF.	ADJ CONF.
Average RPI Loss: 98	RECORD	PCT. RANK	GAMES	SCHEDULE	OF SCHEDULE	RPI	RPI	RPI	RPI
DIV. I ONLY	15- 6	65	8- 2	276	144	137	137	20	20
DIV. I NON-CONF.	6- 4	125	0- 0	139	98	129	129	21	21
TOTALS	RPI 1-25	RPI 26-50	W-L RECORDS	RPI 51-100	RPI 101-150	RPI 150+			
15- 6	0- 1	0- 1	OVERALL	1- 1	1- 1	13- 2			
9- 3	0- 0	0- 0	HOME	0- 1	1- 0	8- 2			
4- 2	0- 1	0- 0	AWAY	0- 0	0- 1	4- 0			
2- 1	0- 0	0- 1	NEUTRAL	1- 0	0- 0	1- 0			
6- 4	0- 1	0- 1	NON-CONFERENCE	1- 1	0- 1	5- 0			
4- 1	0- 0	0- 0	HOME	0- 1	0- 0	4- 0			
0- 2	0- 1	0- 0	AWAY	0- 0	0- 1	0- 0			
2- 1	0- 0	0- 1	NEUTRAL	1- 0	0- 0	1- 0			
9- 2	0- 0	0- 0	CONFERENCE	0- 0	1- 0	8- 2			
5- 2	0- 0	0- 0	HOME	0- 0	1- 0	4- 2			
4- 0	0- 0	0- 0	AWAY	0- 0	0- 0	4- 0			
0- 0	0- 0	0- 0	NEUTRAL	0- 0	0- 0	0- 0			

RPI 1-25				RPI 26-50				RPI 51-100				RPI 101+ Team's RPI: 137			
RPI	S	Opponent	Score	RPI	S	Opponent	Score	RPI	S	Opponent	Score	RPI	S	Opponent	Score
7	A	Oregon St.	44 69	41	N	Duke	68 74	63	H	Abilene Christian	59 71	126	H	North Dakota	92 65
								94	N	Iowa St.	97 65	131	A	Texas Tech	62 78
												160	H	Montana St.	59 62
												168	H	Northern Colo.	66 56
												184	H	Eastern Wash.	66 74
												201	N	Texas St.	75 55
												205	A	Sacramento St.	98 88
												225	H	Montana	78 61
												249	H	Seattle	64 60
												252	H	Wyoming	61 57
												260	A	Northern Ariz.	72 51
												260	H	Northern Ariz.	76 59
												267	H	UC Santa Barbara	64 42
												283	H	CSUN	106 50
												322	A	Portland St.	94 65
												330	A	Southern Utah	62 51
												330	H	Southern Utah	93 48
LAST 12 Division I GAMES:															
260	H	Northern Ariz.	76 59	330	A	Southern Utah	62 51								
330	H	Southern Utah	93 48	260	A	Northern Ariz.	72 51								
322	A	Portland St.	94 65	184	H	Eastern Wash.	66 74								
205	A	Sacramento St.	98 88	168	H	Northern Colo.	66 56								
160	H	Montana St.	59 62	126	H	North Dakota	92 65								
225	H	Montana	78 61	63	H	Abilene Christian	59 71								

Non-Div I Games: Carroll (MT) 75 47 Northwest Chrst. 71 48

Idaho

■ Loss,
 ■ Non-Conf, S Site,
 ■ Home
 ■ Away
 N Neutral

Average RPI Win:	232	WON-LOST	WINNING	LAST 10	STRENGTH OF	OPP. STRENGTH	TEAM	ADJ.	CONF.	ADJ CONF.
Average RPI Loss:	136	RECORD	PCT. RANK	GAMES	SCHEDULE	OF SCHEDULE	RPI	RPI	RPI	RPI
DIV. I ONLY	8- 11	214	0- 2	204	132	199	199	20	20	
DIV. I NON-CONF.	5- 4	138	0- 1	45	118	57	57	21	21	
TOTALS	RPI 1-25	RPI 26-50	W-L RECORDS	RPI 51-100	RPI 101-150	RPI 150+				
8- 11	0- 2	0- 0	OVERALL	0- 1	1- 3	7- 5				
3- 4	0- 0	0- 0	HOME	0- 0	0- 1	3- 3				
4- 7	0- 2	0- 0	AWAY	0- 1	1- 2	3- 2				
1- 0	0- 0	0- 0	NEUTRAL	0- 0	0- 0	1- 0				
5- 4	0- 2	0- 0	NON-CONFERENCE	0- 1	1- 1	4- 0				
2- 0	0- 0	0- 0	HOME	0- 0	0- 0	2- 0				
2- 4	0- 2	0- 0	AWAY	0- 1	1- 1	1- 0				
1- 0	0- 0	0- 0	NEUTRAL	0- 0	0- 0	1- 0				
3- 7	0- 0	0- 0	CONFERENCE	0- 0	0- 2	3- 5				
1- 4	0- 0	0- 0	HOME	0- 0	0- 1	1- 3				
2- 3	0- 0	0- 0	AWAY	0- 0	0- 1	2- 2				
0- 0	0- 0	0- 0	NEUTRAL	0- 0	0- 0	0- 0				

RPI 1-25				RPI 26-50				RPI 51-100				RPI 101+ Team's RPI: 199			
RPI	S	Opponent	Score	RPI	S	Opponent	Score	RPI	S	Opponent	Score	RPI	S	Opponent	Score
13	A	Michigan St.	60 79					85	A	Northwestern	36 72	126	A	North Dakota	42 45
25	A	UTEP	54 67									126	H	North Dakota	57 60
												129	A	Boise St.	80 77
												131	A	Texas Tech	64 79
												168	A	Northern Colo.	47 48
												168	H	Northern Colo.	59 61
												188	A	Weber St.	58 57
												188	H	Weber St.	46 61
												198	N	Southeast Mo. St.	65 64
												205	H	Sacramento St.	59 68
												220	A	Utah Valley	56 47
												221	H	Utah St.	81 67
												249	H	Seattle	83 67
												260	A	Northern Ariz.	62 63
												322	H	Portland St.	71 70
												330	A	Southern Utah	71 67
LAST 12 Division I GAMES:															
25	A	UTEP	54 67	322	H	Portland St.	71 70								
168	H	Northern Colo.	59 61	205	H	Sacramento St.	59 68								
126	H	North Dakota	57 60	126	A	North Dakota	42 45								
260	A	Northern Ariz.	62 63	168	A	Northern Colo.	47 48								
330	A	Southern Utah	71 67	188	H	Weber St.	46 61								
188	A	Weber St.	58 57	220	A	Utah Valley	56 47								

Non-Div I Games: Colo. Christian 82 56 Montana Tech 82 55

Idaho St.

■ Loss,
 ■ Non-Conf,
 ■ S Site,
 ■ H Home
 ■ A Away
 N Neutral

Average RPI Win:	279	WON-LOST	WINNING	LAST 10	STRENGTH OF	OPP. STRENGTH	TEAM	ADJ.	CONF.	ADJ CONF.
Average RPI Loss:	121	RECORD	PCT. RANK	GAMES	SCHEDULE	OF SCHEDULE	RPI	RPI	RPI	RPI
DIV. I ONLY	11- 11	167	2- 8	270	215	222	222	14	14	
DIV. I NON-CONF.	9- 2	37	1- 0	340	295	172	172	15	15	
TOTALS	RPI 1-25	RPI 26-50	W-L RECORDS	RPI 51-100	RPI 101-150	RPI 150+				
11- 11	0- 1	0- 1	OVERALL	1- 2	0- 4	10- 3				
5- 6	0- 0	0- 0	HOME	1- 1	0- 3	4- 2				
6- 5	0- 1	0- 1	AWAY	0- 1	0- 1	6- 1				
0- 0	0- 0	0- 0	NEUTRAL	0- 0	0- 0	0- 0				
9- 2	0- 0	0- 1	NON-CONFERENCE	1- 0	0- 1	8- 0				
4- 1	0- 0	0- 0	HOME	1- 0	0- 1	3- 0				
5- 1	0- 0	0- 1	AWAY	0- 0	0- 0	5- 0				
0- 0	0- 0	0- 0	NEUTRAL	0- 0	0- 0	0- 0				
2- 9	0- 1	0- 0	CONFERENCE	0- 2	0- 3	2- 3				
1- 5	0- 0	0- 0	HOME	0- 1	0- 2	1- 2				
1- 4	0- 1	0- 0	AWAY	0- 1	0- 1	1- 1				
0- 0	0- 0	0- 0	NEUTRAL	0- 0	0- 0	0- 0				

RPI 1-25				RPI 26-50				RPI 51-100				RPI 101+ Team's RPI: 222			
RPI	S	Opponent	Score	RPI	S	Opponent	Score	RPI	S	Opponent	Score	RPI	S	Opponent	Score
21	A	Green Bay	22 64	48	A	Purdue	51 62	82	H	Central Mich.	66 63	109	H	Toledo	51 60
								99	A	Wright St.	62 73	123	H	Youngstown St.	64 69
								99	H	Wright St.	72 80	145	A	Northern Ky.	53 55
												145	H	Northern Ky.	61 72
												162	H	Detroit	80 89
												176	A	Milwaukee	53 54
												203	H	Oakland	76 78
												206	A	Valparaiso	54 50
												227	A	Western Ill.	78 70
												302	H	Cleveland St.	80 62
												305	A	Denver	56 46
												313	H	Nevada	70 55
												315	A	Bradley	66 56
												316	A	Illinois St.	74 65
												327	H	Howard	75 48
												338	H	Eastern Ill.	66 54
												339	A	Chicago St.	51 47
LAST 12 Division I GAMES:															
				99	H	Wright St.	72 80	176	A	Milwaukee	53 54				
				145	H	Northern Ky.	61 72	162	H	Detroit	80 89				
				206	A	Valparaiso	54 50	203	H	Oakland	76 78				
				302	H	Cleveland St.	80 62	145	A	Northern Ky.	53 55				
				123	H	Youngstown St.	64 69	99	A	Wright St.	62 73				
				21	A	Green Bay	22 64	338	H	Eastern Ill.	66 54				

Non-Div I Games:

Ill.-Chicago

■ Loss,
■ Non-Conf, S Site,
■ Home
■ Away
N Neutral

Average RPI Win:	158	WON-LOST	WINNING	LAST 10	STRENGTH OF	OPP. STRENGTH	TEAM	ADJ.	CONF.	ADJ CONF.
Average RPI Loss:	65	RECORD	PCT. RANK	GAMES	SCHEDULE	OF SCHEDULE	RPI	RPI	RPI	RPI
DIV. I ONLY	8- 15	251	1- 9	9	78	154	154	4	4	
DIV. I NON-CONF.	7- 4	110	0- 0	10	261	73	73	4	4	
TOTALS	RPI 1-25	RPI 26-50	W-L RECORDS	RPI 51-100	RPI 101-150	RPI 150+				
8- 15	0- 2	1- 5	OVERALL	2- 6	2- 1	3- 1				
8- 7	0- 2	1- 1	HOME	2- 3	2- 0	3- 1				
0- 8	0- 0	0- 4	AWAY	0- 3	0- 1	0- 0				
0- 0	0- 0	0- 0	NEUTRAL	0- 0	0- 0	0- 0				
7- 4	0- 0	1- 2	NON-CONFERENCE	2- 1	1- 1	3- 0				
7- 2	0- 0	1- 1	HOME	2- 1	1- 0	3- 0				
0- 2	0- 0	0- 1	AWAY	0- 0	0- 1	0- 0				
0- 0	0- 0	0- 0	NEUTRAL	0- 0	0- 0	0- 0				
1- 11	0- 2	0- 3	CONFERENCE	0- 5	1- 0	0- 1				
1- 5	0- 2	0- 0	HOME	0- 2	1- 0	0- 1				
0- 6	0- 0	0- 3	AWAY	0- 3	0- 0	0- 0				
0- 0	0- 0	0- 0	NEUTRAL	0- 0	0- 0	0- 0				

RPI S	Opponent	Score	RPI S	Opponent	Score	RPI S	Opponent	Score	RPI S	Opponent	Score	Team's RPI: 154
5	H Ohio St.	70 80	31	H Ohio	62 53	73	A Nebraska	57 73	119	A Memphis	75 81	
11	H Maryland	63 79	35	H George Washington	57 70	75	A Michigan	83 96	138	H Southern Ill.	78 64	
			38	A Miami (FL)	64 73	80	H South Dakota	76 85	141	H Wisconsin	71 65	
			42	A Indiana	66 68	82	H Central Mich.	74 69	156	H Penn St.	56 65	
			43	A Rutgers	54 67	85	H Northwestern	59 69	202	H Lehigh	76 67	
			48	A Purdue	65 69	86	A Minnesota	77 82	241	H Tennessee St.	98 43	
						86	H Minnesota	75 106	339	H Chicago St.	67 36	
						91	H UT Martin	94 74				
LAST 12 Division I GAMES:												
75	A Michigan	83 96	141	H Wisconsin	71 65							
85	H Northwestern	59 69	43	A Rutgers	54 67							
5	H Ohio St.	70 80	73	A Nebraska	57 73							
86	A Minnesota	77 82	86	H Minnesota	75 106							
156	H Penn St.	56 65	48	A Purdue	65 69							
42	A Indiana	66 68	11	H Maryland	63 79							

Non-Div I Games:

Illinois

Average RPI Win:	301	WON-LOST	WINNING	LAST 10	STRENGTH OF	OPP. STRENGTH	TEAM	ADJ.	CONF.	ADJ CONF.
Average RPI Loss:	171	RECORD	PCT. RANK	GAMES	SCHEDULE	OF SCHEDULE	RPI	RPI	RPI	RPI
DIV. I ONLY	6- 15	281	4- 6	300	219	316	316	21	21	
DIV. I NON-CONF.	2- 9	296	1- 1	298	249	342	342	17	17	
TOTALS	RPI 1-25	RPI 26-50	W-L RECORDS	RPI 51-100	RPI 101-150	RPI 150+				
6- 15	0- 1	0- 0	OVERALL	0- 2	0- 3	6- 9				
5- 5	0- 0	0- 0	HOME	0- 1	0- 0	5- 4				
1- 8	0- 1	0- 0	AWAY	0- 1	0- 3	1- 3				
0- 2	0- 0	0- 0	NEUTRAL	0- 0	0- 0	0- 2				
2- 9	0- 1	0- 0	NON-CONFERENCE	0- 0	0- 1	2- 7				
2- 3	0- 0	0- 0	HOME	0- 0	0- 0	2- 3				
0- 4	0- 1	0- 0	AWAY	0- 0	0- 1	0- 2				
0- 2	0- 0	0- 0	NEUTRAL	0- 0	0- 0	0- 2				
4- 6	0- 0	0- 0	CONFERENCE	0- 2	0- 2	4- 2				
3- 2	0- 0	0- 0	HOME	0- 1	0- 0	3- 1				
1- 4	0- 0	0- 0	AWAY	0- 1	0- 2	1- 1				
0- 0	0- 0	0- 0	NEUTRAL	0- 0	0- 0	0- 0				

RPI S	Opponent	Score	RPI S	Opponent	Score	RPI S	Opponent	Score	RPI S	Opponent	Score	Team's RPI: 316
19	A DePaul	41 89				87	H Missouri St.	51 73	108	A Yale	47 60	
						97	A Drake	41 76	131	A UNI	51 65	
									138	A Southern Ill.	71 76	
									152	H SIUE	57 65	
									155	H Loyola Chicago	41 57	
									222	H Ill.-Chicago	65 74	
									227	H Western Ill.	64 79	
									229	A UTSA	51 77	
									231	A Bowling Green	52 70	
									247	A Indiana St.	56 63	
									247	H Indiana St.	73 62	
									256	N Northern Ill.	59 68	
									264	N Omaha	56 60	
									292	H Wichita St.	70 49	
									293	H Murray St.	81 76	
									315	H Bradley	54 49	
									319	A Evansville	64 57	
									339	H Chicago St.	57 53	
LAST 12 Division I GAMES:												
247	H Indiana St.	73 62	131	A UNI	51 65							
138	A Southern Ill.	71 76	247	A Indiana St.	56 63							
319	A Evansville	64 57	292	H Wichita St.	70 49							
155	H Loyola Chicago	41 57	87	H Missouri St.	51 73							
315	H Bradley	54 49	227	H Western Ill.	64 79							
97	A Drake	41 76	339	H Chicago St.	57 53							

Non-Div I Games:

Illinois St.

Loss, Non-Conf, S Site, H Home A Away N Neutral

Average RPI Win:	262	WON-LOST	WINNING	LAST 10	STRENGTH OF	OPP. STRENGTH	TEAM	ADJ.	CONF.	ADJ CONF.
Average RPI Loss:	199	RECORD	PCT. RANK	GAMES	SCHEDULE	OF SCHEDULE	RPI	RPI	RPI	RPI
DIV. I ONLY	3- 14	318	3- 7	299	266	324	324	27	27	
DIV. I NON-CONF.	0- 7	338	0- 2	160	175	325	325	26	26	
TOTALS	RPI 1-25	RPI 26-50	W-L RECORDS	RPI 51-100	RPI 101-150	RPI 150+				
3- 14	0- 0	0- 1	OVERALL	0- 2	0- 1	3- 10				
0- 8	0- 0	0- 0	HOME	0- 1	0- 0	0- 7				
3- 6	0- 0	0- 1	AWAY	0- 1	0- 1	3- 3				
0- 0	0- 0	0- 0	NEUTRAL	0- 0	0- 0	0- 0				
0- 7	0- 0	0- 1	NON-CONFERENCE	0- 1	0- 1	0- 4				
0- 3	0- 0	0- 0	HOME	0- 0	0- 0	0- 3				
0- 4	0- 0	0- 1	AWAY	0- 1	0- 1	0- 1				
0- 0	0- 0	0- 0	NEUTRAL	0- 0	0- 0	0- 0				
3- 7	0- 0	0- 0	CONFERENCE	0- 1	0- 0	3- 6				
0- 5	0- 0	0- 0	HOME	0- 1	0- 0	0- 4				
3- 2	0- 0	0- 0	AWAY	0- 0	0- 0	3- 2				
0- 0	0- 0	0- 0	NEUTRAL	0- 0	0- 0	0- 0				

RPI 1-25				RPI 26-50				RPI 51-100				RPI 101+ Team's RPI: 324			
RPI	S	Opponent	Score	RPI	S	Opponent	Score	RPI	S	Opponent	Score	RPI	S	Opponent	Score
				48	A	Purdue	27 95	62	A	Colorado St.	37 60	131	A	Texas Tech	55 70
								63	H	Abilene Christian	71 86	172	A	McNeese St.	68 55
												173	H	Northwestern St.	48 53
												182	A	UTRGV	47 60
												182	H	UTRGV	50 68
												200	H	North Texas	55 62
												242	H	Houston	51 67
												257	H	Sam Houston St.	60 65
												273	A	Lamar	49 59
												304	A	Southeastern La.	70 66
												309	A	Nicholls St.	63 61
												309	H	Nicholls St.	64 66
												328	H	A&M-Corpus Christi	56 57
												335	A	New Orleans	49 55
LAST 12 Division I GAMES:															
273	A	Lamar	49 59	304	A	Southeastern La.	70 66								
309	A	Nicholls St.	63 61	173	H	Northwestern St.	48 53								
309	H	Nicholls St.	64 66	335	A	New Orleans	49 55								
328	H	A&M-Corpus Christi	56 57	257	H	Sam Houston St.	60 65								
63	H	Abilene Christian	71 86	200	H	North Texas	55 62								
172	A	McNeese St.	68 55	182	A	UTRGV	47 60								

Non-Div I Games: LSU-Alexandria 96 59 Howard Payne 78 65 Sul Ross St. 54 35 Trinity (TX) 55 61 Incarnate Word

Indiana

Through Games Of Feb. 9, 2016

Average RPI Win:	129	WON-LOST	WINNING	LAST 10	STRENGTH OF	OPP. STRENGTH	TEAM	ADJ.	CONF.	ADJ CONF.
Average RPI Loss:	46	RECORD	PCT. RANK	GAMES	SCHEDULE	OF SCHEDULE	RPI	RPI	RPI	RPI
DIV. I ONLY	15- 9	105	6- 4	29	23	42	42	4	4	
DIV. I NON-CONF.	8- 4	100	0- 0	67	58	67	67	4	4	
TOTALS	RPI 1-25	RPI 26-50	W-L RECORDS	RPI 51-100	RPI 101-150	RPI 150+				
15- 9	1- 3	2- 4	OVERALL	5- 1	2- 1	5- 0				
11- 0	1- 0	2- 0	HOME	4- 0	2- 0	2- 0				
3- 6	0- 3	0- 1	AWAY	1- 1	0- 1	2- 0				
1- 3	0- 0	0- 3	NEUTRAL	0- 0	0- 0	1- 0				
8- 4	0- 1	0- 3	NON-CONFERENCE	2- 0	2- 0	4- 0				
5- 0	0- 0	0- 0	HOME	2- 0	2- 0	1- 0				
2- 1	0- 1	0- 0	AWAY	0- 0	0- 0	2- 0				
1- 3	0- 0	0- 3	NEUTRAL	0- 0	0- 0	1- 0				
7- 5	1- 2	2- 1	CONFERENCE	3- 1	0- 1	1- 0				
6- 0	1- 0	2- 0	HOME	2- 0	0- 0	1- 0				
1- 5	0- 2	0- 1	AWAY	1- 1	0- 1	0- 0				
0- 0	0- 0	0- 0	NEUTRAL	0- 0	0- 0	0- 0				

RPI 1-25				RPI 26-50				Team's RPI: 42	RPI 51-100				RPI 101+			
RPI	S	Opponent	Score	RPI	S	Opponent	Score		RPI	S	Opponent	Score	RPI	S	Opponent	Score
5	A	Ohio St.	70 97	31	N	Ohio	56 63		57	H	Chattanooga	54 43	108	H	Yale	76 60
11	A	Maryland	63 86	36	N	West Virginia	64 75		73	H	Nebraska	59 47	121	H	Samford	65 56
13	H	Michigan St.	81 65	38	N	Miami (FL)	75 89		75	H	Michigan	77 69	141	A	Wisconsin	69 73
19	A	DePaul	69 84	43	H	Rutgers	64 48		76	H	Georgia Tech	69 60	154	H	Illinois	68 66
				48	A	Purdue	53 63		85	A	Northwestern	91 84	241	H	Tennessee St.	88 56
				50	H	Iowa	79 74		86	A	Minnesota	76 78	247	A	Indiana St.	53 50
													266	N	Austin Peay	90 58
													332	A	IPFW	79 72
LAST 12 Division I GAMES:																
73	H	Nebraska	59 47	86	A	Minnesota	76 78									
50	H	Iowa	79 74	13	H	Michigan St.	81 65									
11	A	Maryland	63 86	48	A	Purdue	53 63									
43	H	Rutgers	64 48	5	A	Ohio St.	70 97									
85	A	Northwestern	91 84	75	H	Michigan	77 69									
154	H	Illinois	68 66	141	A	Wisconsin	69 73									

Non-Div I Games:

Indiana

■ Loss,
■ Non-Conf,
■ S Site,
■ H Home
■ A Away
N Neutral

Average RPI Win:	268	WON-LOST	WINNING	LAST 10	STRENGTH OF	OPP. STRENGTH	TEAM	ADJ.	CONF.	ADJ CONF.
Average RPI Loss:	144	RECORD	PCT. RANK	GAMES	SCHEDULE	OF SCHEDULE	RPI	RPI	RPI	RPI
DIV. I ONLY	9- 12	208	5- 5	272	217	247	247	21	21	
DIV. I NON-CONF.	4- 7	222	1- 1	230	225	246	246	17	17	
TOTALS	RPI 1-25	RPI 26-50	W-L RECORDS	RPI 51-100	RPI 101-150	RPI 150+				
9- 12	0- 0	0- 1	OVERALL	0- 4	0- 4	9- 3				
6- 4	0- 0	0- 1	HOME	0- 2	0- 0	6- 1				
3- 7	0- 0	0- 0	AWAY	0- 2	0- 4	3- 1				
0- 1	0- 0	0- 0	NEUTRAL	0- 0	0- 0	0- 1				
4- 7	0- 0	0- 1	NON-CONFERENCE	0- 2	0- 2	4- 2				
2- 3	0- 0	0- 1	HOME	0- 1	0- 0	2- 1				
2- 3	0- 0	0- 0	AWAY	0- 1	0- 2	2- 0				
0- 1	0- 0	0- 0	NEUTRAL	0- 0	0- 0	0- 1				
5- 5	0- 0	0- 0	CONFERENCE	0- 2	0- 2	5- 1				
4- 1	0- 0	0- 0	HOME	0- 1	0- 0	4- 0				
1- 4	0- 0	0- 0	AWAY	0- 1	0- 2	1- 1				
0- 0	0- 0	0- 0	NEUTRAL	0- 0	0- 0	0- 0				

RPI S	Opponent	Score	RPI S	Opponent	Score	RPI S	Opponent	Score	RPI S	Opponent	Score	Team's RPI: 247
42	H Indiana	50 53	79	H Saint Louis	52 62	113	A IUPUI	43 68				
			82	A Central Mich.	65 85	131	A UNI	42 53				
			87	H Missouri St.	51 59	138	A Southern Ill.	64 76				
			97	A Drake	55 80	145	A Northern Ky.	67 73				
						155	H Loyola Chicago	62 48				
						181	A Tulsa	67 63				
						189	H Butler	70 63				
						232	N Stephen F. Austin	62 71				
						264	H Omaha	50 51				
						292	H Wichita St.	59 33				
						307	A UMKC	77 47				
						315	H Bradley	59 37				
						316	A Illinois St.	62 73				
						316	H Illinois St.	63 56				
						319	A Evansville	59 44				
						338	H Eastern Ill.	60 42				
LAST 12 Division I GAMES:												
316	A Illinois St.	62 73	97	A Drake	55 80							
319	A Evansville	59 44	316	H Illinois St.	63 56							
138	A Southern Ill.	64 76	87	H Missouri St.	51 59							
315	H Bradley	59 37	292	H Wichita St.	59 33							
155	H Loyola Chicago	62 48	189	H Butler	70 63							
131	A UNI	42 53	42	H Indiana	50 53							

Non-Div I Games:

Indiana St.

Average RPI Win: 242	WON-LOST	WINNING	LAST 10	STRENGTH OF	OPP. STRENGTH	TEAM	ADJ.	CONF.	ADJ CONF.
Average RPI Loss: 104	RECORD	PCT. RANK	GAMES	SCHEDULE	OF SCHEDULE	RPI	RPI	RPI	RPI
DIV. I ONLY	16- 9	100	8- 2	225	156	116	116	23	23
DIV. I NON-CONF.	4- 7	222	0- 0	77	27	153	153	24	24
TOTALS	RPI 1-25	RPI 26-50	W-L RECORDS	RPI 51-100	RPI 101-150	RPI 150+			
16- 9	0- 0	0- 3	OVERALL	1- 1	1- 3	14- 2			
8- 1	0- 0	0- 0	HOME	0- 1	1- 0	7- 0			
7- 6	0- 0	0- 2	AWAY	1- 0	0- 2	6- 2			
1- 2	0- 0	0- 1	NEUTRAL	0- 0	0- 1	1- 0			
4- 7	0- 0	0- 3	NON-CONFERENCE	1- 1	1- 3	2- 0			
2- 1	0- 0	0- 0	HOME	0- 1	1- 0	1- 0			
1- 4	0- 0	0- 2	AWAY	1- 0	0- 2	0- 0			
1- 2	0- 0	0- 1	NEUTRAL	0- 0	0- 1	1- 0			
12- 2	0- 0	0- 0	CONFERENCE	0- 0	0- 0	12- 2			
6- 0	0- 0	0- 0	HOME	0- 0	0- 0	6- 0			
6- 2	0- 0	0- 0	AWAY	0- 0	0- 0	6- 2			
0- 0	0- 0	0- 0	NEUTRAL	0- 0	0- 0	0- 0			

RPI 1-25				RPI 26-50				RPI 51-100				RPI 101+				Team's RPI: 116	
RPI	S	Opponent	Score	RPI	S	Opponent	Score	RPI	S	Opponent	Score	RPI	S	Opponent	Score		
				26	N	Southern California	56 76	95	A	Saint Joseph's	81 75	106	A	North Carolina	52 64		
				35	A	George Washington	65 70	98	H	VCU	58 74	108	N	Yale	48 63		
				43	A	Rutgers	33 58					112	A	Stony Brook	53 58		
												148	H	ETSU	56 50		
												185	A	Marist	61 62		
												185	H	Marist	69 49		
												200	H	North Texas	62 51		
												209	A	Fairfield	56 46		
												216	A	Canisius	79 76		
												216	H	Canisius	79 56		
												224	A	Manhattan	56 63		
												224	H	Manhattan	67 56		
												286	A	Monmouth	64 49		
												286	H	Monmouth	68 56		
												288	A	Niagara	73 52		
												288	H	Niagara	73 46		
												291	A	Rider	67 48		
												291	H	Rider	59 46		
												312	N	Fairleigh Dickinson	77 54		
												334	A	Saint Peter's	65 51		
LAST 12 Division I GAMES:																	
				291	A	Rider	67 48					224	A	Manhattan	56 63		
				286	H	Monmouth	68 56					185	A	Marist	61 62		
				216	A	Canisius	79 76					216	H	Canisius	79 56		
				288	A	Niagara	73 52					185	H	Marist	69 49		
				286	A	Monmouth	64 49					334	A	Saint Peter's	65 51		
				288	H	Niagara	73 46					224	H	Manhattan	67 56		

Non-Div I Games:

Iona

■ Loss,
 ■ Non-Conf,
 ■ S Site,
 ■ Home
 ■ A Away
 N Neutral

Average RPI Win:	135	WON-LOST	WINNING	LAST 10	STRENGTH OF	OPP. STRENGTH	TEAM	ADJ.	CONF.	ADJ CONF.
Average RPI Loss:	54	RECORD	PCT. RANK	GAMES	SCHEDULE	OF SCHEDULE	RPI	RPI	RPI	RPI
DIV. I ONLY	15- 9	105	3- 7	36	47	50	50	4	4	
DIV. I NON-CONF.	10- 2	33	0- 0	54	163	23	23	4	4	
TOTALS	RPI 1-25	RPI 26-50	W-L RECORDS	RPI 51-100	RPI 101-150	RPI 150+				
15- 9	0- 3	1- 3	OVERALL	7- 2	3- 0	4- 1				
8- 3	0- 2	1- 0	HOME	3- 0	1- 0	3- 1				
5- 5	0- 1	0- 2	AWAY	3- 2	2- 0	0- 0				
2- 1	0- 0	0- 1	NEUTRAL	1- 0	0- 0	1- 0				
10- 2	0- 0	0- 1	NON-CONFERENCE	4- 1	2- 0	4- 0				
6- 0	0- 0	0- 0	HOME	2- 0	1- 0	3- 0				
2- 1	0- 0	0- 0	AWAY	1- 1	1- 0	0- 0				
2- 1	0- 0	0- 1	NEUTRAL	1- 0	0- 0	1- 0				
5- 7	0- 3	1- 2	CONFERENCE	3- 1	1- 0	0- 1				
2- 3	0- 2	1- 0	HOME	1- 0	0- 0	0- 1				
3- 4	0- 1	0- 2	AWAY	2- 1	1- 0	0- 0				
0- 0	0- 0	0- 0	NEUTRAL	0- 0	0- 0	0- 0				

RPI 1-25				RPI 26-50				Team's RPI: 50				RPI 51-100				RPI 101+			
RPI	S	Opponent	Score	RPI	S	Opponent	Score	RPI	S	Opponent	Score	RPI	S	Opponent	Score	RPI	S	Opponent	Score
11	H	Maryland	56 76	35	N	George Washington	77 81	73	A	Nebraska	74 68	126	H	North Dakota	83 61				
13	A	Michigan St.	73 80	42	A	Indiana	74 79	75	A	Michigan	75 82	131	A	UNI	80 65				
13	H	Michigan St.	69 74	43	H	Rutgers	69 65	75	H	Michigan	85 69	141	A	Wisconsin	57 54				
				48	A	Purdue	73 90	85	A	Northwestern	79 64	156	H	Penn St.	69 82				
								91	H	UT Martin	62 56	186	H	Robert Morris	69 50				
								94	A	Iowa St.	66 69	227	H	Western Ill.	96 81				
								96	A	Virginia	85 73	242	N	Houston	64 50				
								97	H	Drake	89 76	315	H	Bradley	60 53				
								99	N	Wright St.	83 77								
LAST 12 Division I GAMES:																			
13	H	Michigan St.	69 74	13	A	Michigan St.	73 80												
42	A	Indiana	74 79	141	A	Wisconsin	57 54												
85	A	Northwestern	79 64	11	H	Maryland	56 76												
75	H	Michigan	85 69	75	A	Michigan	75 82												
48	A	Purdue	73 90	43	H	Rutgers	69 65												
156	H	Penn St.	69 82	73	A	Nebraska	74 68												

Non-Div I Games:

Iowa

Average RPI Win:	173	WON-LOST	WINNING	LAST 10	STRENGTH OF	OPP. STRENGTH	TEAM	ADJ.	CONF.	ADJ CONF.
Average RPI Loss:	57	RECORD	PCT. RANK	GAMES	SCHEDULE	OF SCHEDULE	RPI	RPI	RPI	RPI
DIV. I ONLY	12- 10	150	3- 7	51	39	94	94	3	3	
DIV. I NON-CONF.	8- 3	77	1- 0	211	147	112	112	3	3	
TOTALS	RPI 1-25	RPI 26-50	W-L RECORDS	RPI 51-100	RPI 101-150	RPI 150+				
12- 10	1- 4	2- 2	OVERALL	0- 2	1- 2	8- 0				
8- 4	1- 2	1- 1	HOME	0- 1	0- 0	6- 0				
3- 4	0- 2	1- 0	AWAY	0- 1	1- 1	1- 0				
1- 2	0- 0	0- 1	NEUTRAL	0- 0	0- 1	1- 0				
8- 3	0- 0	1- 1	NON-CONFERENCE	0- 1	1- 1	6- 0				
6- 0	0- 0	1- 0	HOME	0- 0	0- 0	5- 0				
1- 1	0- 0	0- 0	AWAY	0- 1	1- 0	0- 0				
1- 2	0- 0	0- 1	NEUTRAL	0- 0	0- 1	1- 0				
4- 7	1- 4	1- 1	CONFERENCE	0- 1	0- 1	2- 0				
2- 4	1- 2	0- 1	HOME	0- 1	0- 0	1- 0				
2- 3	0- 2	1- 0	AWAY	0- 0	0- 1	1- 0				
0- 0	0- 0	0- 0	NEUTRAL	0- 0	0- 0	0- 0				

RPI	S	Opponent	Score	RPI	S	Opponent	Score	RPI	S	Opponent	Score	RPI	S	Opponent	Score
4	H	Baylor	61 77	32	H	Oklahoma	71 77	93	H	TCU	62 72	131	A	Texas Tech	66 69
9	A	Texas	54 75	41	N	Duke	48 86	97	A	Drake	70 74	131	A	UNI	84 75
9	H	Texas	49 65	44	A	Kansas St.	84 79					137	N	Idaho	65 97
16	A	Oklahoma St.	76 79	50	H	Iowa	69 66					167	H	Hampton	95 59
16	H	Oklahoma St.	49 42									177	H	Southern U.	86 46
												190	A	Kansas	63 53
												190	H	Kansas	65 49
												201	N	Texas St.	83 61
												260	H	Northern Ariz.	79 63
												318	H	Alcorn	91 41
												336	H	Ark.-Pine Bluff	70 41
LAST 12 Division I GAMES:															
9	H	Texas	49 65	131	A	Texas Tech	66 69								
190	A	Kansas	63 53	190	H	Kansas	65 49								
32	H	Oklahoma	71 77	9	A	Texas	54 75								
93	H	TCU	62 72	16	H	Oklahoma St.	49 42								
4	H	Baylor	61 77	44	A	Kansas St.	84 79								
16	A	Oklahoma St.	76 79	260	H	Northern Ariz.	79 63								

Non-Div I Games:

Iowa St.

■ Loss,
■ Non-Conf,
■ S Site,
■ H Home
■ A Away
N Neutral

Average RPI Win:	316	WON-LOST	WINNING	LAST 10	STRENGTH OF	OPP. STRENGTH	TEAM	ADJ.	CONF.	ADJ CONF.
Average RPI Loss:	216	RECORD	PCT. RANK	GAMES	SCHEDULE	OF SCHEDULE	RPI	RPI	RPI	RPI
DIV. I ONLY	8- 11	214	4- 6	348	327	329	329	32	32	
DIV. I NON-CONF.	3- 5	218	1- 0	341	220	312	312	31	31	
TOTALS	RPI 1-25	RPI 26-50	W-L RECORDS	RPI 51-100	RPI 101-150	RPI 150+				
8- 11	0- 1	0- 0	OVERALL	0- 1	0- 0	8- 9				
5- 5	0- 0	0- 0	HOME	0- 0	0- 0	5- 5				
3- 6	0- 1	0- 0	AWAY	0- 1	0- 0	3- 4				
0- 0	0- 0	0- 0	NEUTRAL	0- 0	0- 0	0- 0				
3- 5	0- 1	0- 0	NON-CONFERENCE	0- 1	0- 0	3- 3				
2- 1	0- 0	0- 0	HOME	0- 0	0- 0	2- 1				
1- 4	0- 1	0- 0	AWAY	0- 1	0- 0	1- 2				
0- 0	0- 0	0- 0	NEUTRAL	0- 0	0- 0	0- 0				
5- 6	0- 0	0- 0	CONFERENCE	0- 0	0- 0	5- 6				
3- 4	0- 0	0- 0	HOME	0- 0	0- 0	3- 4				
2- 2	0- 0	0- 0	AWAY	0- 0	0- 0	2- 2				
0- 0	0- 0	0- 0	NEUTRAL	0- 0	0- 0	0- 0				

RPI 1-25				RPI 26-50				RPI 51-100				RPI 101+ Team's RPI: 329			
RPI	S	Opponent	Score	RPI	S	Opponent	Score	RPI	S	Opponent	Score	RPI	S	Opponent	Score
23	A	Kentucky	24 92					81	A	Tulane	49 92	173	A	Northwestern St.	54 59
												177	A	Southern U.	57 84
												177	H	Southern U.	57 66
												230	H	Grambling	58 79
												236	H	Texas Southern	36 62
												272	H	Prairie View	52 62
												277	H	Jacksonville St.	71 65
												282	H	Alabama St.	70 69
												304	A	Southeastern La.	79 72
												318	A	Alcorn	73 66
												318	H	Alcorn	79 65
												333	H	Lipscomb	53 52
												335	A	New Orleans	68 85
												336	A	Ark.-Pine Bluff	66 71
												339	H	Chicago St.	59 76
												345	H	Alabama A&M	59 58
												348	A	Mississippi Val.	72 46
LAST 12 Division I GAMES:															
177	H	Southern U.	57 66	236	H	Texas Southern	36 62								
318	H	Alcorn	79 65	177	A	Southern U.	57 84								
336	A	Ark.-Pine Bluff	66 71	318	A	Alcorn	73 66								
348	A	Mississippi Val.	72 46	345	H	Alabama A&M	59 58								
230	H	Grambling	58 79	282	H	Alabama St.	70 69								
272	H	Prairie View	52 62	333	H	Lipscomb	53 52								

Non-Div I Games: Fisk 78 58 Blue Mountain 74 52 Mobile 100 57

Jackson St.

Loss, Non-Conf, S Site, H Home A Away N Neutral

Jacksonville

Through Games Of Feb. 9, 2016

Average RPI Win:	283	WON-LOST	WINNING	LAST 10	STRENGTH OF	OPP. STRENGTH	TEAM	ADJ.	CONF.	ADJ CONF.
Average RPI Loss:	119	RECORD	PCT. RANK	GAMES	SCHEDULE	OF SCHEDULE	RPI	RPI	RPI	RPI
DIV. I ONLY	12- 9	128	8- 2	273	249	163	163	28	28	
DIV. I NON-CONF.	6- 7	176	2- 2	255	213	200	200	27	27	
TOTALS	RPI 1-25	RPI 26-50	W-L RECORDS	RPI 51-100	RPI 101-150	RPI 150+				
12- 9	0- 1	0- 2	OVERALL	0- 1	0- 2	12- 3				
7- 0	0- 0	0- 0	HOME	0- 0	0- 0	7- 0				
4- 8	0- 0	0- 2	AWAY	0- 0	0- 1	4- 0				
1- 1	0- 0	0- 0	NEUTRAL	0- 0	0- 0	1- 1				
6- 7	0- 1	0- 2	NON-CONFERENCE	0- 0	0- 2	6- 2				
4- 0	0- 0	0- 0	HOME	0- 0	0- 0	4- 0				
1- 6	0- 1	0- 2	AWAY	0- 0	0- 2	1- 1				
1- 1	0- 0	0- 0	NEUTRAL	0- 0	0- 0	1- 1				
6- 2	0- 0	0- 0	CONFERENCE	0- 1	0- 0	6- 1				
3- 0	0- 0	0- 0	HOME	0- 0	0- 0	3- 0				
3- 2	0- 0	0- 0	AWAY	0- 1	0- 0	3- 1				
0- 0	0- 0	0- 0	NEUTRAL	0- 0	0- 0	0- 0				

RPI 1-25				RPI 26-50				RPI 51-100				RPI 101+ Team's RPI: 163			
RPI	S	Opponent	Score	RPI	S	Opponent	Score	RPI	S	Opponent	Score	RPI	S	Opponent	Score
14	A	Florida St.	60 77	27	A	Syracuse	49 65	72	A	FGCU	39 58	128	A	Wake Forest	51 57
				39	A	South Fla.	52 74					144	A	Texas-Arlington	54 56
												178	A	Stetson	61 66
												178	H	Stetson	69 49
												231	N	Bowling Green	69 72
												234	A	USC Upstate	49 43
												239	A	UNCW	49 51
												248	A	Bethune-Cookman	63 53
												269	N	Dartmouth	51 44
												285	H	Kennesaw St.	78 63
												293	H	Murray St.	79 54
												294	H	Savannah St.	65 52
												299	A	North Florida	73 39
												306	H	FIU	80 44
												313	H	South Carolina St.	79 47
												333	H	Lipscomb	81 51
												341	A	NJIT	65 36
LAST 12 Division I GAMES:															
178	A	Stetson	61 66	333	H	Lipscomb	81 51								
72	A	FGCU	39 58	299	A	North Florida	73 39								
178	H	Stetson	69 49	294	H	Savannah St.	65 52								
341	A	NJIT	65 36	313	H	South Carolina St.	79 47								
234	A	USC Upstate	49 43	14	A	Florida St.	60 77								
285	H	Kennesaw St.	78 63	27	A	Syracuse	49 65								

Non-Div I Games: Edward Waters 90 51 Thomas (GA) 88 50

Jacksonville

Loss, Non-Conf, S Site, H Home A Away N Neutral

Average RPI Win:	286	WON-LOST	WINNING	LAST 10	STRENGTH OF	OPP. STRENGTH	TEAM	ADJ.	CONF.	ADJ CONF.
Average RPI Loss:	187	RECORD	PCT. RANK	GAMES	SCHEDULE	OF SCHEDULE	RPI	RPI	RPI	RPI
DIV. I ONLY	9- 13	222	5- 5	314	298	277	277	24	24	
DIV. I NON-CONF.	4- 7	222	0- 1	292	331	278	278	23	23	
TOTALS	RPI 1-25	RPI 26-50	W-L RECORDS	RPI 51-100	RPI 101-150	RPI 150+				
9- 13	0- 0	0- 1	OVERALL	0- 1	0- 4	9- 7				
6- 4	0- 0	0- 0	HOME	0- 1	0- 2	6- 1				
3- 9	0- 0	0- 1	AWAY	0- 0	0- 2	3- 6				
0- 0	0- 0	0- 0	NEUTRAL	0- 0	0- 0	0- 0				
4- 7	0- 0	0- 1	NON-CONFERENCE	0- 0	0- 3	4- 3				
3- 1	0- 0	0- 0	HOME	0- 0	0- 1	3- 0				
1- 6	0- 0	0- 1	AWAY	0- 0	0- 2	1- 3				
0- 0	0- 0	0- 0	NEUTRAL	0- 0	0- 0	0- 0				
5- 6	0- 0	0- 0	CONFERENCE	0- 1	0- 1	5- 4				
3- 3	0- 0	0- 0	HOME	0- 1	0- 1	3- 1				
2- 3	0- 0	0- 0	AWAY	0- 0	0- 0	2- 3				
0- 0	0- 0	0- 0	NEUTRAL	0- 0	0- 0	0- 0				

RPI S	Opponent	Score	RPI S	Opponent	Score	RPI S	Opponent	Score	RPI S	Opponent	Score	Team's RPI: 277
48	A Purdue	48 67	91	H UT Martin	53 63	110	H Belmont	32 44	119	A Memphis	55 70	
						121	H Samford	39 50	127	A Mercer	39 46	
						152	H SIUE	57 62	198	A Southeast Mo. St.	47 61	
						208	A Eastern Ky.	56 54	241	H Tennessee St.	69 55	
						266	A Austin Peay	59 61	270	A Ga. Southern	56 60	
						284	H Tennessee Tech	55 46	285	H Kennesaw St.	61 52	
						293	A Murray St.	74 71	294	H Savannah St.	50 35	
						298	A Morehead St.	63 67	301	A Wofford	54 66	
						309	A Nicholls St.	63 49	318	H Alcorn	67 65	
						329	A Jackson St.	65 71	338	H Eastern Ill.	60 52	
LAST 12 Division I GAMES:												
284	H Tennessee Tech	55 46	198	A Southeast Mo. St.	47 61							
241	H Tennessee St.	69 55	293	A Murray St.	74 71							
208	A Eastern Ky.	56 54	266	A Austin Peay	59 61							
298	A Morehead St.	63 67	338	H Eastern Ill.	60 52							
110	H Belmont	32 44	152	H SIUE	57 62							
91	H UT Martin	53 63	127	A Mercer	39 46							

Non-Div I Games: Tuskegee 74 47

Jacksonville St.

Average RPI Win:	183	WON-LOST	WINNING	LAST 10	STRENGTH OF	OPP. STRENGTH	TEAM	ADJ.	CONF.	ADJ CONF.
Average RPI Loss:	56	RECORD	PCT. RANK	GAMES	SCHEDULE	OF SCHEDULE	RPI	RPI	RPI	RPI
DIV. I ONLY	16- 5	43	9- 1	117	91	53	53	13	13	
DIV. I NON-CONF.	7- 4	110	1- 1	92	38	79	79	12	12	
TOTALS	RPI 1-25	RPI 26-50	W-L RECORDS	RPI 51-100	RPI 101-150	RPI 150+				
16- 5	0- 2	0- 2	OVERALL	3- 0	1- 0	12- 1				
10- 0	0- 0	0- 0	HOME	1- 0	1- 0	8- 0				
6- 3	0- 1	0- 1	AWAY	2- 0	0- 0	4- 1				
0- 2	0- 1	0- 1	NEUTRAL	0- 0	0- 0	0- 0				
7- 4	0- 2	0- 2	NON-CONFERENCE	0- 0	1- 0	6- 0				
5- 0	0- 0	0- 0	HOME	0- 0	1- 0	4- 0				
2- 2	0- 1	0- 1	AWAY	0- 0	0- 0	2- 0				
0- 2	0- 1	0- 1	NEUTRAL	0- 0	0- 0	0- 0				
9- 1	0- 0	0- 0	CONFERENCE	3- 0	0- 0	6- 1				
5- 0	0- 0	0- 0	HOME	1- 0	0- 0	4- 0				
4- 1	0- 0	0- 0	AWAY	2- 0	0- 0	2- 1				
0- 0	0- 0	0- 0	NEUTRAL	0- 0	0- 0	0- 0				

RPI 1-25				RPI 26-50				RPI 51-100				Team's RPI: 53	RPI 101+			
RPI	S	Opponent	Score	RPI	S	Opponent	Score	RPI	S	Opponent	Score		RPI	S	Opponent	Score
4	N	Baylor	63 77	34	A	St. Bonaventure	45 56	71	A	Elon	81 76		101	H	Liberty	72 56
10	A	UCLA	61 90	36	N	West Virginia	62 69	77	A	Hofstra	71 54		165	H	Davidson	87 45
								83	H	Drexel	67 56		167	A	Hampton	68 56
													174	H	Col. of Charleston	83 61
													193	H	Delaware	75 55
													194	A	Northeastern	61 52
													194	H	Northeastern	85 62
													197	A	William & Mary	59 65
													204	A	Richmond	73 47
													218	H	Morgan St.	92 31
													239	H	UNCW	60 40
													254	H	American	74 45
													290	A	Towson	64 57
													310	H	Longwood	88 30
LAST 12 Division I GAMES:																
194	A	Northeastern	61 52	83	H	Drexel	67 56									
77	A	Hofstra	71 54	71	A	Elon	81 76									
239	H	UNCW	60 40	174	H	Col. of Charleston	83 61									
193	H	Delaware	75 55	197	A	William & Mary	59 65									
290	A	Towson	64 57	165	H	Davidson	87 45									
194	H	Northeastern	85 62	4	N	Baylor	63 77									

Non-Div I Games:

James Madison

■ Loss,
■ Non-Conf, S Site,
■ Home
■ Away
N Neutral

K

K

Non-Div I Games:

Kansas

Loss, Non-Conf, S Site, H Home A Away N Neutral

Average RPI Win:	152	WON-LOST	WINNING	LAST 10	STRENGTH OF	OPP. STRENGTH	TEAM	ADJ.	CONF.	ADJ CONF.
Average RPI Loss:	38	RECORD	PCT. RANK	GAMES	SCHEDULE	OF SCHEDULE	RPI	RPI	RPI	RPI
DIV. I ONLY	15- 8	94	5- 5	19	65	44	44	3	3	
DIV. I NON-CONF.	10- 1	19	0- 0	76	241	15	15	3	3	
TOTALS	RPI 1-25	RPI 26-50	W-L RECORDS	RPI 51-100	RPI 101-150	RPI 150+				
15- 8	1- 3	1- 3	OVERALL	3- 2	2- 0	8- 0				
11- 3	1- 1	1- 1	HOME	3- 1	1- 0	5- 0				
4- 5	0- 2	0- 2	AWAY	0- 1	1- 0	3- 0				
0- 0	0- 0	0- 0	NEUTRAL	0- 0	0- 0	0- 0				
10- 1	0- 1	0- 0	NON-CONFERENCE	2- 0	1- 0	7- 0				
8- 0	0- 0	0- 0	HOME	2- 0	1- 0	5- 0				
2- 1	0- 1	0- 0	AWAY	0- 0	0- 0	2- 0				
0- 0	0- 0	0- 0	NEUTRAL	0- 0	0- 0	0- 0				
5- 7	1- 2	1- 3	CONFERENCE	1- 2	1- 0	1- 0				
3- 3	1- 1	1- 1	HOME	1- 1	0- 0	0- 0				
2- 4	0- 1	0- 2	AWAY	0- 1	1- 0	1- 0				
0- 0	0- 0	0- 0	NEUTRAL	0- 0	0- 0	0- 0				

RPI 1-25				RPI 26-50				Team's RPI: 44	RPI 51-100				RPI 101+			
RPI	S	Opponent	Score	RPI	S	Opponent	Score		RPI	S	Opponent	Score	RPI	S	Opponent	Score
2	A	UConn	57 97	32	A	Oklahoma	58 68		63	H	Abilene Christian	76 45	131	A	Texas Tech	65 53
4	A	Baylor	52 87	32	H	Oklahoma	87 71		80	H	South Dakota	84 81	144	H	Texas-Arlington	61 41
9	H	Texas	51 66	36	A	West Virginia	44 64		93	A	TCU	73 87	161	H	Fla. Atlantic	102 53
16	H	Oklahoma St.	47 44	36	H	West Virginia	53 72		93	H	TCU	58 49	177	H	Southern U.	59 47
									94	H	Iowa St.	79 84	181	A	Tulsa	75 67
													182	H	UTRGV	61 43
													190	A	Kansas	59 46
													227	H	Western Ill.	84 45
													257	H	Sam Houston St.	78 50
													339	A	Chicago St.	63 54
LAST 12 Division I GAMES:																
32	H	Oklahoma	87 71	93	H	TCU	58 49									
36	A	West Virginia	44 64	16	H	Oklahoma St.	47 44									
4	A	Baylor	52 87	32	A	Oklahoma	58 68									
9	H	Texas	51 66	36	H	West Virginia	53 72									
131	A	Texas Tech	65 53	93	A	TCU	73 87									
190	A	Kansas	59 46	94	H	Iowa St.	79 84									

Non-Div I Games:

Kansas St.

■ Loss,
■ Non-Conf, S Site,
■ Home
■ Away
N Neutral

Average RPI Win: 303	WON-LOST	WINNING	LAST 10	STRENGTH OF	OPP. STRENGTH	TEAM	ADJ.	CONF.	ADJ CONF.
Average RPI Loss: 187	RECORD	PCT. RANK	GAMES	SCHEDULE	OF SCHEDULE	RPI	RPI	RPI	RPI
DIV. I ONLY	8- 14	244	4- 5	292	310	285	285	28	28
DIV. I NON-CONF.	4- 10	253	0- 3	243	327	300	300	27	27
TOTALS	RPI 1-25	RPI 26-50	W-L RECORDS	RPI 51-100	RPI 101-150	RPI 150+			
8- 14	0- 1	0- 1	OVERALL	0- 1	0- 2	8- 9			
6- 4	0- 0	0- 0	HOME	0- 1	0- 1	6- 2			
2- 10	0- 1	0- 1	AWAY	0- 0	0- 1	2- 7			
0- 0	0- 0	0- 0	NEUTRAL	0- 0	0- 0	0- 0			
4- 10	0- 1	0- 1	NON-CONFERENCE	0- 0	0- 2	4- 6			
4- 2	0- 0	0- 0	HOME	0- 0	0- 1	4- 1			
0- 8	0- 1	0- 1	AWAY	0- 0	0- 1	0- 5			
0- 0	0- 0	0- 0	NEUTRAL	0- 0	0- 0	0- 0			
4- 4	0- 0	0- 0	CONFERENCE	0- 1	0- 0	4- 3			
2- 2	0- 0	0- 0	HOME	0- 1	0- 0	2- 1			
2- 2	0- 0	0- 0	AWAY	0- 0	0- 0	2- 2			
0- 0	0- 0	0- 0	NEUTRAL	0- 0	0- 0	0- 0			

RPI 1-25				RPI 26-50				RPI 51-100				RPI 101+ Team's RPI: 285			
RPI	S	Opponent	Score	RPI	S	Opponent	Score	RPI	S	Opponent	Score	RPI	S	Opponent	Score
20	A	Florida	57 84	28	A	Georgia	34 89	72	H	FGCU	47 78	127	H	Mercer	61 72
												135	A	Xavier	59 62
												163	A	Jacksonville	63 78
												178	H	Stetson	54 57
												211	H	Presbyterian	49 47
												226	A	Gardner-Webb	56 70
												234	A	USC Upstate	57 66
												263	H	Georgia St.	62 66
												266	H	Austin Peay	73 65
												277	A	Jacksonville St.	52 61
												297	A	Florida A&M	67 69
												298	A	Morehead St.	77 83
												299	A	North Florida	70 55
												300	H	Western Caro.	65 53
												301	A	Wofford	59 70
												333	H	Lipscomb	55 54
												335	H	New Orleans	60 53
												341	A	NJIT	82 77
												341	H	NJIT	64 48
LAST 12 Division I GAMES:															
341	A	NJIT	82 77	299	A	North Florida	70 55								
234	A	USC Upstate	57 66	333	H	Lipscomb	55 54								
341	H	NJIT	64 48	301	A	Wofford	59 70								
72	H	FGCU	47 78	135	A	Xavier	59 62								
178	H	Stetson	54 57	298	A	Morehead St.	77 83								
163	A	Jacksonville	63 78	226	A	Gardner-Webb	56 70								

Non-Div I Games: Thomas (GA) 70 41

Kennesaw St.

Loss, Non-Conf, S Site, H Home A Away N Neutral

RPI 1-25				RPI 26-50				RPI 51-100				RPI 101+				Team's RPI: 331	
RPI	S	Opponent	Score	RPI	S	Opponent	Score	RPI	S	Opponent	Score	RPI	S	Opponent	Score		
				31	H	Ohio	54 93					109	A	Toledo	67 73		
								82	A	Central Mich.	61 81	109	H	Toledo	64 67		
								86	H	Minnesota	73 85	111	A	Eastern Mich.	51 72		
								99	H	Wright St.	68 73	123	A	Youngstown St.	61 91		
												124	A	Western Mich.	52 73		
												124	H	Western Mich.	53 65		
												133	H	Buffalo	66 77		
												147	H	Brown	57 62		
												231	A	Bowling Green	49 71		
												251	A	Miami (OH)	52 55		
												256	H	Northern Ill.	95 85		
												302	H	Cleveland St.	49 60		
												308	H	Colgate	76 71		
												315	A	Bradley	60 68		
												321	H	North Dakota St.	75 54		
												332	A	IPFW	68 86		
LAST 12 Division I GAMES:																	
				109	H	Toledo	64 67	111	A	Eastern Mich.	51 72						
				251	A	Miami (OH)	52 55	124	A	Western Mich.	52 73						
				124	H	Western Mich.	53 65	133	H	Buffalo	66 77						
				256	H	Northern Ill.	95 85	109	A	Toledo	67 73						
				231	A	Bowling Green	49 71	82	A	Central Mich.	61 81						
				31	H	Ohio	54 93	147	H	Brown	57 62						

Kent St.

Page 135

Kentucky

Through Games Of Feb. 9, 2016

Average RPI Win:	129	WON-LOST	WINNING	LAST 10	STRENGTH OF	OPP. STRENGTH	TEAM	ADJ.	CONF.	ADJ CONF.
Average RPI Loss:	46	RECORD	PCT. RANK	GAMES	SCHEDULE	OF SCHEDULE	RPI	RPI	RPI	RPI
DIV. I ONLY	16- 6	60	5- 5	22	24	23	23	2	2	
DIV. I NON-CONF.	11- 0	1	1- 0	106	85	8	8	2	2	
TOTALS	RPI 1-25	RPI 26-50	W-L RECORDS	RPI 51-100	RPI 101-150	RPI 150+				
16- 6	3- 3	2- 0	OVERALL	2- 2	4- 1	5- 0				
12- 2	2- 1	1- 0	HOME	1- 1	3- 0	5- 0				
4- 4	1- 2	1- 0	AWAY	1- 1	1- 1	0- 0				
0- 0	0- 0	0- 0	NEUTRAL	0- 0	0- 0	0- 0				
11- 0	2- 0	1- 0	NON-CONFERENCE	1- 0	2- 0	5- 0				
8- 0	1- 0	1- 0	HOME	0- 0	1- 0	5- 0				
3- 0	1- 0	0- 0	AWAY	1- 0	1- 0	0- 0				
0- 0	0- 0	0- 0	NEUTRAL	0- 0	0- 0	0- 0				
5- 6	1- 3	1- 0	CONFERENCE	1- 2	2- 1	0- 0				
4- 2	1- 1	0- 0	HOME	1- 1	2- 0	0- 0				
1- 4	0- 2	1- 0	AWAY	0- 1	0- 1	0- 0				
0- 0	0- 0	0- 0	NEUTRAL	0- 0	0- 0	0- 0				

RPI	S	Opponent	Score	RPI	S	Opponent	Score	RPI	S	Opponent	Score	RPI	S	Opponent	Score
3	A	South Carolina	68 78	28	A	Georgia	64 53	55	A	Auburn	61 66	111	H	Eastern Mich.	89 67
3	H	South Carolina	62 73	41	H	Duke	71 61	55	H	Auburn	54 47	118	H	LSU	70 58
8	A	Arizona St.	68 64					58	H	Vanderbilt	69 71	139	A	Ole Miss	65 73
15	H	Tennessee	64 63					78	A	Middle Tenn.	68 52	145	A	Northern Ky.	84 65
17	H	Louisville	72 54									150	H	Alabama	73 48
20	A	Florida	79 85									179	H	Colorado	86 61
												241	H	Tennessee St.	81 39
												243	H	Rice	72 39
												298	H	Morehead St.	112 57
												329	H	Jackson St.	92 24
LAST 12 Division I GAMES:															
118	H	LSU	70 58	55	H	Auburn	54 47								
3	A	South Carolina	68 78	3	H	South Carolina	62 73								
20	A	Florida	79 85	28	A	Georgia	64 53								
58	H	Vanderbilt	69 71	150	H	Alabama	73 48								
15	H	Tennessee	64 63	55	A	Auburn	61 66								
139	A	Ole Miss	65 73	241	H	Tennessee St.	81 39								

Non-Div I Games:

Kentucky

■ Loss,
 ■ Non-Conf, S Site,
 ■ Home
 ■ Away
 N Neutral

Average RPI Win: 313		WON-LOST	WINNING	LAST 10	STRENGTH OF	OPP. STRENGTH	TEAM	ADJ.	CONF.	ADJ CONF.
Average RPI Loss: 234		RECORD	PCT. RANK	GAMES	SCHEDULE	OF SCHEDULE	RPI	RPI	RPI	RPI
DIV. I ONLY		7- 16	272	3- 7	328	349	325	325	31	31
DIV. I NON-CONF.		2- 9	296	0- 0	296	329	329	329	32	32
TOTALS		RPI 1-25	RPI 26-50	W-L RECORDS	RPI 51-100	RPI 101-150	RPI 150+			
7- 16	0- 1		0- 0	OVERALL	0- 0	0- 2	7- 13			
2- 9	0- 1		0- 0	HOME	0- 0	0- 0	2- 8			
5- 5	0- 0		0- 0	AWAY	0- 0	0- 2	5- 3			
0- 2	0- 0		0- 0	NEUTRAL	0- 0	0- 0	0- 2			
2- 9	0- 1		0- 0	NON-CONFERENCE	0- 0	0- 2	2- 6			
0- 5	0- 1		0- 0	HOME	0- 0	0- 0	0- 4			
2- 2	0- 0		0- 0	AWAY	0- 0	0- 2	2- 0			
0- 2	0- 0		0- 0	NEUTRAL	0- 0	0- 0	0- 2			
5- 7	0- 0		0- 0	CONFERENCE	0- 0	0- 0	5- 7			
2- 4	0- 0		0- 0	HOME	0- 0	0- 0	2- 4			
3- 3	0- 0		0- 0	AWAY	0- 0	0- 0	3- 3			
0- 0	0- 0		0- 0	NEUTRAL	0- 0	0- 0	0- 0			

RPI 1-25				RPI 26-50				RPI 51-100				RPI 101+ Team's RPI: 325			
RPI	S	Opponent	Score	RPI	S	Opponent	Score	RPI	S	Opponent	Score	RPI	S	Opponent	Score
14	H	Florida St.	42 78									112	A	Stony Brook	54 71
												133	A	Buffalo	38 55
												186	H	Robert Morris	49 52
												212	A	Bryant	55 63
												228	H	Columbia	74 84
												248	N	Bethune-Cookman	55 68
												251	N	Miami (OH)	49 68
												257	H	Sam Houston St.	56 63
												258	A	Sacred Heart	47 71
												258	H	Sacred Heart	53 62
												262	A	Navy	68 66
												275	H	Saint Francis (PA)	75 84
												276	A	Central Conn. St.	59 45
												308	H	Colgate	53 63
												312	A	Fairleigh Dickinson	58 75
												312	H	Fairleigh Dickinson	65 62
												327	A	Howard	89 72
												337	A	Mt. St. Mary's	61 51
												337	H	Mt. St. Mary's	53 50
												341	H	NJIT	44 53
												342	A	Wagner	73 63
												344	H	St. Francis Brooklyn	51 71
LAST 12 Division I GAMES:															
258	A	Sacred Heart	47 71	342	A	Wagner	73 63								
337	H	Mt. St. Mary's	53 50	212	A	Bryant	55 63								
258	H	Sacred Heart	53 62	186	H	Robert Morris	49 52								
312	H	Fairleigh Dickinson	65 62	275	H	Saint Francis (PA)	75 84								
312	A	Fairleigh Dickinson	58 75	276	A	Central Conn. St.	59 45								
344	H	St. Francis Brooklyn	51 71	337	A	Mt. St. Mary's	61 51								

Non-Div I Games:

LIU Brooklyn

Loss, Non-Conf, S Site, H Home A Away N Neutral

Average RPI Win:	182	WON-LOST	WINNING	LAST 10	STRENGTH OF	OPP. STRENGTH	TEAM	ADJ.	CONF.	ADJ CONF.
Average RPI Loss:	64	RECORD	PCT. RANK	GAMES	SCHEDULE	OF SCHEDULE	RPI	RPI	RPI	RPI
DIV. I ONLY	8- 16	257	2- 8	7	75	118	118	2	2	
DIV. I NON-CONF.	6- 7	176	0- 1	26	199	114	114	2	2	
TOTALS	RPI 1-25	RPI 26-50	W-L RECORDS	RPI 51-100	RPI 101-150	RPI 150+				
8- 16	0- 5	1- 3	OVERALL	0- 4	2- 4	5- 0				
5- 5	0- 2	0- 0	HOME	0- 1	2- 2	3- 0				
2- 9	0- 3	1- 2	AWAY	0- 2	0- 2	1- 0				
1- 2	0- 0	0- 1	NEUTRAL	0- 1	0- 0	1- 0				
6- 7	0- 1	0- 2	NON-CONFERENCE	0- 2	1- 2	5- 0				
4- 1	0- 0	0- 0	HOME	0- 0	1- 1	3- 0				
1- 4	0- 1	0- 1	AWAY	0- 1	0- 1	1- 0				
1- 2	0- 0	0- 1	NEUTRAL	0- 1	0- 0	1- 0				
2- 9	0- 4	1- 1	CONFERENCE	0- 2	1- 2	0- 0				
1- 4	0- 2	0- 0	HOME	0- 1	1- 1	0- 0				
1- 5	0- 2	1- 1	AWAY	0- 1	0- 1	0- 0				
0- 0	0- 0	0- 0	NEUTRAL	0- 0	0- 0	0- 0				

RPI 1-25				RPI 26-50				RPI 51-100				RPI 101+ Team's RPI: 118			
RPI	S	Opponent	Score	RPI	S	Opponent	Score	RPI	S	Opponent	Score	RPI	S	Opponent	Score
2	A	UConn	40 86	28	A	Georgia	53 46	55	H	Auburn	53 63	121	H	Samford	44 47
18	H	Texas A&M	35 53	33	A	Missouri	46 52	58	A	Vanderbilt	42 58	128	A	Wake Forest	57 60
20	A	Florida	45 53	43	A	Rutgers	57 69	81	A	Tulane	63 67	130	H	Arkansas	44 48
22	H	Mississippi St.	52 71	48	N	Purdue	52 69	88	N	Maine	41 52	139	H	Ole Miss	76 57
23	A	Kentucky	58 70									149	H	Long Beach St.	59 53
												150	A	Alabama	45 62
												171	A	Little Rock	57 51
												185	N	Marist	72 49
												236	H	Texas Southern	86 36
												267	H	UC Santa Barbara	68 50
												280	H	La.-Monroe	61 54
LAST 12 Division I GAMES:															
23	A	Kentucky	58 70	20	A	Florida	45 53								
22	H	Mississippi St.	52 71	58	A	Vanderbilt	42 58								
55	H	Auburn	53 63	18	H	Texas A&M	35 53								
33	A	Missouri	46 52	139	H	Ole Miss	76 57								
28	A	Georgia	53 46	150	A	Alabama	45 62								
130	H	Arkansas	44 48	121	H	Samford	44 47								

Non-Div I Games:

LSU

■ Loss,
■ Non-Conf,
■ S Site,
■ H Home
■ A Away
N Neutral

Average RPI Win:	320	WON-LOST	WINNING	LAST 10	STRENGTH OF	OPP. STRENGTH	TEAM	ADJ.	CONF.	ADJ CONF.
Average RPI Loss:	129	RECORD	PCT. RANK	GAMES	SCHEDULE	OF SCHEDULE	RPI	RPI	RPI	RPI
DIV. I ONLY	3- 20	337	0- 10	124	161	278	278	7	7	
DIV. I NON-CONF.	3- 10	277	1- 1	154	274	252	252	8	8	
TOTALS	RPI 1-25	RPI 26-50	W-L RECORDS	RPI 51-100	RPI 101-150	RPI 150+				
3- 20	0- 0	0- 4	OVERALL	0- 5	0- 1	3- 10				
0- 10	0- 0	0- 2	HOME	0- 3	0- 0	0- 5				
2- 9	0- 0	0- 2	AWAY	0- 2	0- 1	2- 4				
1- 1	0- 0	0- 0	NEUTRAL	0- 0	0- 0	1- 1				
3- 10	0- 0	0- 2	NON-CONFERENCE	0- 2	0- 1	3- 5				
0- 5	0- 0	0- 1	HOME	0- 2	0- 0	0- 2				
2- 4	0- 0	0- 1	AWAY	0- 0	0- 1	2- 2				
1- 1	0- 0	0- 0	NEUTRAL	0- 0	0- 0	1- 1				
0- 10	0- 0	0- 2	CONFERENCE	0- 3	0- 0	0- 5				
0- 5	0- 0	0- 1	HOME	0- 1	0- 0	0- 3				
0- 5	0- 0	0- 1	AWAY	0- 2	0- 0	0- 2				
0- 0	0- 0	0- 0	NEUTRAL	0- 0	0- 0	0- 0				

RPI S	Opponent	Score	RPI S	Opponent	Score	RPI S	Opponent	Score	RPI S	Opponent	Score	Team's RPI: 278
			35 A	George Washington	59 83	60 H	Temple	48 77	128 A	Wake Forest	53 61	
			38 A	Miami (FL)	58 86	64 H	Villanova	56 67	165 H	Davidson	58 66	
			45 H	Penn	68 78	79 A	Saint Louis	70 79	175 A	George Mason	70 79	
			46 H	Dayton	51 67	95 A	Saint Joseph's	55 64	176 N	Milwaukee	53 69	
						98 H	VCU	76 84	183 A	UMBC	29 60	
									186 H	Robert Morris	45 76	
									195 A	Rhode Island	52 62	
									195 H	Rhode Island	61 72	
									200 H	North Texas	63 69	
									204 H	Richmond	43 60	
									209 A	Fairfield	59 62	
									286 A	Monmouth	65 50	
									327 A	Howard	71 68	
									346 N	Norfolk St.	67 59	
LAST 12 Division I GAMES:												
			98 H	VCU	76 84	195 H	Rhode Island	61 72				
			195 A	Rhode Island	52 62	35 A	George Washington	59 83				
			95 A	Saint Joseph's	55 64	175 A	George Mason	70 79				
			46 H	Dayton	51 67	165 H	Davidson	58 66				
			79 A	Saint Louis	70 79	204 H	Richmond	43 60				
			45 H	Penn	68 78	286 A	Monmouth	65 50				

Non-Div I Games:

La Salle

■ Loss,
■ Non-Conf,
■ S Site,
■ H Home
■ A Away
N Neutral

La.-Lafayette

Through Games Of Feb. 9, 2016

Average RPI Win:	226	WON-LOST	WINNING	LAST 10	STRENGTH OF	OPP. STRENGTH	TEAM	ADJ.	CONF.	ADJ CONF.
Average RPI Loss:	180	RECORD	PCT. RANK	GAMES	SCHEDULE	OF SCHEDULE	RPI	RPI	RPI	RPI
DIV. I ONLY	14- 5	58	7- 3	313	186	125	125	16	16	
DIV. I NON-CONF.	5- 2	86	1- 0	330	155	150	150	14	14	
TOTALS	RPI 1-25	RPI 26-50	W-L RECORDS	RPI 51-100	RPI 101-150	RPI 150+				
14- 5	0- 0	0- 0	OVERALL	0- 1	3- 0	11- 4				
7- 1	0- 0	0- 0	HOME	0- 0	1- 0	6- 1				
5- 4	0- 0	0- 0	AWAY	0- 1	1- 0	4- 3				
2- 0	0- 0	0- 0	NEUTRAL	0- 0	1- 0	1- 0				
5- 2	0- 0	0- 0	NON-CONFERENCE	0- 0	2- 0	3- 2				
2- 0	0- 0	0- 0	HOME	0- 0	0- 0	2- 0				
1- 2	0- 0	0- 0	AWAY	0- 0	1- 0	0- 2				
2- 0	0- 0	0- 0	NEUTRAL	0- 0	1- 0	1- 0				
9- 3	0- 0	0- 0	CONFERENCE	0- 1	1- 0	8- 2				
5- 1	0- 0	0- 0	HOME	0- 0	1- 0	4- 1				
4- 2	0- 0	0- 0	AWAY	0- 1	0- 0	4- 1				
0- 0	0- 0	0- 0	NEUTRAL	0- 0	0- 0	0- 0				

RPI 1-25			RPI 26-50			RPI 51-100			RPI 101+			Team's RPI: 125
RPI	S	Opponent	Score	RPI	S	Opponent	Score	RPI	S	Opponent	Score	
						52	A Arkansas St.	56	83	130	N Arkansas	67 59
										139	A Ole Miss	82 78
										144	H Texas-Arlington	63 52
										166	A Louisiana Tech	62 79
										171	A Little Rock	65 58
										191	H Troy	56 53
										201	H Texas St.	42 46
										213	H South Ala.	69 50
										237	A Appalachian St.	59 76
										237	H Appalachian St.	60 51
										242	A Houston	51 52
										258	N Sacred Heart	60 58
										263	A Georgia St.	77 57
										267	H UC Santa Barbara	61 42
										270	A Ga. Southern	56 39
										280	A La.-Monroe	71 52
										280	H La.-Monroe	52 40
										318	H Alcorn	73 61
LAST 12 Division I GAMES:												
						237	A Appalachian St.	59	76	263	A Georgia St.	77 57
						280	H La.-Monroe	52	40	270	A Ga. Southern	56 39
						144	H Texas-Arlington	63	52	52	A Arkansas St.	56 83
						201	H Texas St.	42	46	171	A Little Rock	65 58
						191	H Troy	56	53	237	H Appalachian St.	60 51
						213	H South Ala.	69	50	318	H Alcorn	73 61

Non-Div I Games: Southern-N.O. 81 28 Dillard 84 36

La.-Lafayette

Loss, Non-Conf, S Site, H Home A Away N Neutral

Average RPI Win:	255	WON-LOST	WINNING	LAST 10	STRENGTH OF	OPP. STRENGTH	TEAM	ADJ.	CONF.	ADJ CONF.
Average RPI Loss:	163	RECORD	PCT. RANK	GAMES	SCHEDULE	OF SCHEDULE	RPI	RPI	RPI	RPI
DIV. I ONLY	5- 12	278	3- 7	257	200	280	280	16	16	
DIV. I NON-CONF.	2- 3	201	0- 0	325	140	244	244	14	14	
TOTALS	RPI 1-25	RPI 26-50	W-L RECORDS	RPI 51-100	RPI 101-150	RPI 150+				
5- 12	0- 0	0- 0	OVERALL	0- 2	0- 4	5- 6				
3- 4	0- 0	0- 0	HOME	0- 0	0- 2	3- 2				
2- 8	0- 0	0- 0	AWAY	0- 2	0- 2	2- 4				
0- 0	0- 0	0- 0	NEUTRAL	0- 0	0- 0	0- 0				
2- 3	0- 0	0- 0	NON-CONFERENCE	0- 1	0- 1	2- 1				
1- 0	0- 0	0- 0	HOME	0- 0	0- 0	1- 0				
1- 3	0- 0	0- 0	AWAY	0- 1	0- 1	1- 1				
0- 0	0- 0	0- 0	NEUTRAL	0- 0	0- 0	0- 0				
3- 9	0- 0	0- 0	CONFERENCE	0- 1	0- 3	3- 5				
2- 4	0- 0	0- 0	HOME	0- 0	0- 2	2- 2				
1- 5	0- 0	0- 0	AWAY	0- 1	0- 1	1- 3				
0- 0	0- 0	0- 0	NEUTRAL	0- 0	0- 0	0- 0				

RPI 1-25			RPI 26-50			RPI 51-100			RPI 101+			Team's RPI: 280
RPI	S	Opponent	Score	RPI	S	Opponent	Score	RPI	S	Opponent	Score	
						52 A Arkansas St.	43 66	118 A LSU		54 61		
						93 A TCU	42 80	125 A La.-Lafayette		40 52		
								125 H La.-Lafayette		52 71		
								144 H Texas-Arlington		50 60		
								171 A Little Rock		44 56		
								172 A McNeese St.		62 72		
								191 H Troy		77 73		
								201 H Texas St.		63 59		
								213 H South Ala.		57 63		
								237 A Appalachian St.		52 64		
								237 H Appalachian St.		54 57		
								263 A Georgia St.		52 65		
								270 A Ga. Southern		50 49		
								304 A Southeastern La.		88 84		
								309 H Nicholls St.		69 57		
LAST 12 Division I GAMES:												
237 A		Appalachian St.	52 64	270 A		Ga. Southern	50 49					
125 A		La.-Lafayette	40 52	263 A		Georgia St.	52 65					
201 H		Texas St.	63 59	171 A		Little Rock	44 56					
144 H		Texas-Arlington	50 60	52 A		Arkansas St.	43 66					
213 H		South Ala.	57 63	237 H		Appalachian St.	54 57					
191 H		Troy	77 73	172 A		McNeese St.	62 72					

Non-Div I Games: LSU-Alexandria 73 42 Louisiana Col. 85 42 LSU-Shreveport 57 40 Dillard 70 46
La.-Monroe

Loss, Non-Conf, S Site, H Home A Away N Neutral

Lafayette

Through Games Of Feb. 9, 2016

Average RPI Win:	325	WON-LOST	WINNING	LAST 10	STRENGTH OF	OPP. STRENGTH	TEAM	ADJ.	CONF.	ADJ CONF.
Average RPI Loss:	195	RECORD	PCT. RANK	GAMES	SCHEDULE	OF SCHEDULE	RPI	RPI	RPI	RPI
DIV. I ONLY	5- 16	293	3- 7	310	313	326	326	29	29	
DIV. I NON-CONF.	2- 8	290	0- 2	288	296	335	335	29	29	
TOTALS	RPI 1-25	RPI 26-50	W-L RECORDS	RPI 51-100	RPI 101-150	RPI 150+				
5- 16	0- 1	0- 1	OVERALL	0- 2	0- 0	5- 12				
3- 5	0- 1	0- 0	HOME	0- 1	0- 0	3- 3				
2- 9	0- 0	0- 1	AWAY	0- 1	0- 0	2- 7				
0- 2	0- 0	0- 0	NEUTRAL	0- 0	0- 0	0- 2				
2- 8	0- 1	0- 1	NON-CONFERENCE	0- 0	0- 0	2- 6				
2- 1	0- 1	0- 0	HOME	0- 0	0- 0	2- 0				
0- 5	0- 0	0- 1	AWAY	0- 0	0- 0	0- 4				
0- 2	0- 0	0- 0	NEUTRAL	0- 0	0- 0	0- 2				
3- 8	0- 0	0- 0	CONFERENCE	0- 2	0- 0	3- 6				
1- 4	0- 0	0- 0	HOME	0- 1	0- 0	1- 3				
2- 4	0- 0	0- 0	AWAY	0- 1	0- 0	2- 3				
0- 0	0- 0	0- 0	NEUTRAL	0- 0	0- 0	0- 0				

RPI	S	Opponent	Score	RPI	S	Opponent	Score	RPI	S	Opponent	Score	RPI	S	Opponent	Score	Team's RPI: 326
24	H	Duquesne	65 73	45	A	Penn	37 54	68	A	Army West Point	57 84	153	A	Fordham	49 61	
								68	H	Army West Point	45 78	193	A	Delaware	47 67	
												202	A	Lehigh	74 82	
												204	N	Richmond	46 54	
												223	A	Hartford	50 55	
												253	N	Coppin St.	57 64	
												254	A	American	60 51	
												255	A	Loyola Maryland	65 66	
												255	H	Loyola Maryland	51 55	
												262	H	Navy	58 65	
												271	A	Holy Cross	49 66	
												308	H	Colgate	59 72	
												334	H	Saint Peter's	72 69	
												342	A	Wagner	48 69	
												344	H	St. Francis Brooklyn	77 59	
												347	A	Boston U.	71 64	
												347	H	Boston U.	71 56	
LAST 12 Division I GAMES:																
347	A	Boston U.	71 64	271	A	Holy Cross	49 66									
68	A	Army West Point	57 84	347	H	Boston U.	71 56									
255	H	Loyola Maryland	51 55	68	H	Army West Point	45 78									
202	A	Lehigh	74 82	255	A	Loyola Maryland	65 66									
254	A	American	60 51	253	N	Coppin St.	57 64									
262	H	Navy	58 65	204	N	Richmond	46 54									

Non-Div I Games:

Lafayette

■ Loss,
 ■ Non-Conf,
 S Site,
 ■ Home
 ■ Away
 N Neutral

Average RPI Win:	254	WON-LOST	WINNING	LAST 10	STRENGTH OF	OPP. STRENGTH	TEAM	ADJ.	CONF.	ADJ CONF.
Average RPI Loss:	172	RECORD	PCT. RANK	GAMES	SCHEDULE	OF SCHEDULE	RPI	RPI	RPI	RPI
DIV. I ONLY	6- 13	270	5- 5	211	238	273	273	27	27	
DIV. I NON-CONF.	0- 7	338	0- 0	156	83	319	319	26	26	
TOTALS	RPI 1-25	RPI 26-50	W-L RECORDS	RPI 51-100	RPI 101-150	RPI 150+				
6- 13	0- 1	0- 1	OVERALL	1- 2	0- 1	5- 8				
5- 3	0- 0	0- 0	HOME	1- 0	0- 0	4- 3				
1- 10	0- 1	0- 1	AWAY	0- 2	0- 1	1- 5				
0- 0	0- 0	0- 0	NEUTRAL	0- 0	0- 0	0- 0				
0- 7	0- 1	0- 1	NON-CONFERENCE	0- 1	0- 0	0- 4				
0- 1	0- 0	0- 0	HOME	0- 0	0- 0	0- 1				
0- 6	0- 1	0- 1	AWAY	0- 1	0- 0	0- 3				
0- 0	0- 0	0- 0	NEUTRAL	0- 0	0- 0	0- 0				
6- 6	0- 0	0- 0	CONFERENCE	1- 1	0- 1	5- 4				
5- 2	0- 0	0- 0	HOME	1- 0	0- 0	4- 2				
1- 4	0- 0	0- 0	AWAY	0- 1	0- 1	1- 2				
0- 0	0- 0	0- 0	NEUTRAL	0- 0	0- 0	0- 0				

RPI 1-25				RPI 26-50				RPI 51-100				RPI 101+ Team's RPI: 273			
RPI	S	Opponent	Score	RPI	S	Opponent	Score	RPI	S	Opponent	Score	RPI	S	Opponent	Score
16	A	Oklahoma St.	45 90	33	A	Missouri	57 91	63	A	Abilene Christian	62 90	114	A	Central Ark.	49 74
								63	H	Abilene Christian	63 54	155	A	Loyola Chicago	71 82
								70	A	Utah	67 71	173	H	Northwestern St.	51 73
												216	H	Canisius	55 57
												232	A	Stephen F. Austin	64 60
												240	H	Houston Baptist	77 70
												257	H	Sam Houston St.	76 78
												260	A	Northern Ariz.	63 75
												272	A	Prairie View	72 80
												304	A	Southeastern La.	66 73
												309	A	Nicholls St.	59 69
												324	H	Incarinate Word	59 49
												328	H	A&M-Corpus Christi	75 70
												335	H	New Orleans	79 52
LAST 12 Division I GAMES:															
324	H	Incarinate Word	59 49	173	H	Northwestern St.	51 73								
63	H	Abilene Christian	63 54	304	A	Southeastern La.	66 73								
63	A	Abilene Christian	62 90	114	A	Central Ark.	49 74								
257	H	Sam Houston St.	76 78	328	H	A&M-Corpus Christi	75 70								
240	H	Houston Baptist	77 70	335	H	New Orleans	79 52								
232	A	Stephen F. Austin	64 60	309	A	Nicholls St.	59 69								

Non-Div I Games: Howard Payne 88 50 Schreiner 60 41 Tex. A&M-Kingsville 82 66 Louisiana Col. 99 34
Lamar

Loss, Non-Conf, S Site, H Home A Away N Neutral

Average RPI Win: 284	WON-LOST	WINNING	LAST 10	STRENGTH OF	OPP. STRENGTH	TEAM	ADJ.	CONF.	ADJ CONF.
Average RPI Loss: 147	RECORD	PCT. RANK	GAMES	SCHEDULE	OF SCHEDULE	RPI	RPI	RPI	RPI
DIV. I ONLY	14- 7	87	8- 2	338	242	202	202	29	29
DIV. I NON-CONF.	6- 4	125	1- 0	335	150	235	235	29	29
TOTALS	RPI 1-25	RPI 26-50	W-L RECORDS	RPI 51-100	RPI 101-150	RPI 150+			
14- 7	0- 0	0- 0	OVERALL	0- 4	0- 0	14- 3			
7- 3	0- 0	0- 0	HOME	0- 2	0- 0	7- 1			
7- 4	0- 0	0- 0	AWAY	0- 2	0- 0	7- 2			
0- 0	0- 0	0- 0	NEUTRAL	0- 0	0- 0	0- 0			
6- 4	0- 0	0- 0	NON-CONFERENCE	0- 2	0- 0	6- 2			
3- 2	0- 0	0- 0	HOME	0- 2	0- 0	3- 0			
3- 2	0- 0	0- 0	AWAY	0- 0	0- 0	3- 2			
0- 0	0- 0	0- 0	NEUTRAL	0- 0	0- 0	0- 0			
8- 3	0- 0	0- 0	CONFERENCE	0- 2	0- 0	8- 1			
4- 1	0- 0	0- 0	HOME	0- 0	0- 0	4- 1			
4- 2	0- 0	0- 0	AWAY	0- 2	0- 0	4- 0			
0- 0	0- 0	0- 0	NEUTRAL	0- 0	0- 0	0- 0			

RPI S	Opponent	Score	RPI S	Opponent	Score	RPI S	Opponent	Score	RPI S	Opponent	Score	Team's RPI: 202
						64	H Villanova	44 65	154	A Illinois	67 76	
						68	A Army West Point	39 63	167	A Hampton	63 56	
						95	H Saint Joseph's	62 63	225	H Montana	80 53	
						100	A Bucknell	77 80	254	A American	61 52	
									254	H American	55 59	
									255	A Loyola Maryland	76 68	
									255	H Loyola Maryland	66 48	
									262	A Navy	51 48	
									271	H Holy Cross	61 58	
									286	H Monmouth	95 88	
									291	A Rider	60 61	
									303	A Delaware St.	83 49	
									326	H Lafayette	82 74	
									334	H Saint Peter's	74 42	
									341	A NJIT	75 47	
									347	A Boston U.	73 66	
									347	H Boston U.	72 48	
LAST 12 Division I GAMES:												
254	A American	61 52	100	A Bucknell	77 80							
255	A Loyola Maryland	76 68	254	H American	55 59							
347	H Boston U.	72 48	255	H Loyola Maryland	66 48							
326	H Lafayette	82 74	347	A Boston U.	73 66							
262	A Navy	51 48	68	A Army West Point	39 63							
271	H Holy Cross	61 58	167	A Hampton	63 56							

Non-Div I Games: Kutztown 81 51

Lehigh

Average RPI Win:	244	WON-LOST	WINNING	LAST 10	STRENGTH OF	OPP. STRENGTH	TEAM	ADJ.	CONF.	ADJ CONF.
Average RPI Loss:	85	RECORD	PCT. RANK	GAMES	SCHEDULE	OF SCHEDULE	RPI	RPI	RPI	RPI
DIV. I ONLY	14- 8	102	9- 1	128	203	101	101	26	26	
DIV. I NON-CONF.	2- 6	272	0- 0	13	3	132	132	28	28	
TOTALS	RPI 1-25	RPI 26-50	W-L RECORDS	RPI 51-100	RPI 101-150	RPI 150+				
14- 8	0- 1	0- 3	OVERALL	1- 2	1- 0	12- 2				
8- 2	0- 0	0- 2	HOME	1- 0	1- 0	6- 0				
6- 4	0- 0	0- 1	AWAY	0- 1	0- 0	6- 2				
0- 2	0- 1	0- 0	NEUTRAL	0- 1	0- 0	0- 0				
2- 6	0- 1	0- 3	NON-CONFERENCE	1- 2	0- 0	1- 0				
1- 2	0- 0	0- 2	HOME	1- 0	0- 0	0- 0				
1- 2	0- 0	0- 1	AWAY	0- 1	0- 0	1- 0				
0- 2	0- 1	0- 0	NEUTRAL	0- 1	0- 0	0- 0				
12- 2	0- 0	0- 0	CONFERENCE	0- 0	1- 0	11- 2				
7- 0	0- 0	0- 0	HOME	0- 0	1- 0	6- 0				
5- 2	0- 0	0- 0	AWAY	0- 0	0- 0	5- 2				
0- 0	0- 0	0- 0	NEUTRAL	0- 0	0- 0	0- 0				

RPI 1-25				RPI 26-50				RPI 51-100				RPI 101+				Team's RPI: 101	
RPI	S	Opponent	Score	RPI	S	Opponent	Score	RPI	S	Opponent	Score	RPI	S	Opponent	Score		
5	N	Ohio St.	65 75	29	H	Seton Hall	56 92	53	A	James Madison	56 72	142	H	UNC Asheville	71 53		
				40	H	North Carolina St.	53 61	71	H	Elon	72 63	211	A	Presbyterian	42 60		
				41	A	Duke	41 79	74	N	California	72 77	215	A	Radford	49 43		
												215	H	Radford	67 53		
												226	A	Gardner-Webb	57 61		
												226	H	Gardner-Webb	73 51		
												237	A	Appalachian St.	74 68		
												245	H	High Point	56 43		
												279	A	Campbell	62 52		
												279	H	Campbell	67 55		
												295	A	Coastal Caro.	65 63		
												296	A	Charleston So.	59 49		
												296	H	Charleston So.	51 40		
												310	A	Longwood	72 67		
												311	H	Winthrop	77 61		
LAST 12 Division I GAMES:																	
				279	H	Campbell	67 55					295	A	Coastal Caro.	65 63		
				215	H	Radford	67 53					311	H	Winthrop	77 61		
				296	A	Charleston So.	59 49					211	A	Presbyterian	42 60		
				245	H	High Point	56 43					142	H	UNC Asheville	71 53		
				226	H	Gardner-Webb	73 51					215	A	Radford	49 43		
				310	A	Longwood	72 67					279	A	Campbell	62 52		

Non-Div I Games: Shepherd 69 57

Liberty

■ Loss,
 ■ Non-Conf,
 ■ S Site,
 ■ H Home
 ■ A Away
 N Neutral

Average RPI Win:	282	WON-LOST	WINNING	LAST 10	STRENGTH OF	OPP. STRENGTH	TEAM	ADJ.	CONF.	ADJ CONF.
Average RPI Loss:	206	RECORD	PCT. RANK	GAMES	SCHEDULE	OF SCHEDULE	RPI	RPI	RPI	RPI
DIV. I ONLY	2- 20	342	0- 10	196	342	333	333	28	28	
DIV. I NON-CONF.	2- 12	311	0- 4	192	342	314	314	27	27	
TOTALS	RPI 1-25	RPI 26-50	W-L RECORDS	RPI 51-100	RPI 101-150	RPI 150+				
2- 20	0- 0	0- 0	OVERALL	0- 4	0- 2	2- 14				
1- 9	0- 0	0- 0	HOME	0- 3	0- 1	1- 5				
1- 10	0- 0	0- 0	AWAY	0- 1	0- 1	1- 8				
0- 1	0- 0	0- 0	NEUTRAL	0- 0	0- 0	0- 1				
2- 12	0- 0	0- 0	NON-CONFERENCE	0- 3	0- 2	2- 7				
1- 6	0- 0	0- 0	HOME	0- 2	0- 1	1- 3				
1- 5	0- 0	0- 0	AWAY	0- 1	0- 1	1- 3				
0- 1	0- 0	0- 0	NEUTRAL	0- 0	0- 0	0- 1				
0- 8	0- 0	0- 0	CONFERENCE	0- 1	0- 0	0- 7				
0- 3	0- 0	0- 0	HOME	0- 1	0- 0	0- 2				
0- 5	0- 0	0- 0	AWAY	0- 0	0- 0	0- 5				
0- 0	0- 0	0- 0	NEUTRAL	0- 0	0- 0	0- 0				

RPI S	Opponent	Score	RPI S	Opponent	Score	RPI S	Opponent	Score	RPI S	Opponent	Score	Team's RPI: 333
						54	H Ball St.	60 72	110	H Belmont	68 90	
						56	H Western Ky.	56 64	150	A Alabama	49 68	
						72	H FGCU	39 71	163	A Jacksonville	51 81	
						99	A Wright St.	65 92	178	H Stetson	62 83	
									198	H Southeast Mo. St.	69 84	
									234	A USC Upstate	71 93	
									234	H USC Upstate	54 81	
									236	N Texas Southern	62 66	
									241	A Tennessee St.	65 77	
									255	H Loyola Maryland	52 57	
									270	A Ga. Southern	66 55	
									284	A Tennessee Tech	70 81	
									285	A Kennesaw St.	54 55	
									293	H Murray St.	93 85	
									298	H Morehead St.	77 92	
									299	A North Florida	70 78	
									329	A Jackson St.	52 53	
									341	A NJIT	51 61	
LAST 12 Division I GAMES:												
234	A	USC Upstate	71 93	163	A	Jacksonville	51 81					
341	A	NJIT	51 61	285	A	Kennesaw St.	54 55					
234	H	USC Upstate	54 81	329	A	Jackson St.	52 53					
178	H	Stetson	62 83	150	A	Alabama	49 68					
72	H	FGCU	39 71	56	H	Western Ky.	56 64					
299	A	North Florida	70 78	241	A	Tennessee St.	65 77					

Non-Div I Games: North Ala. 88 67

Lipscomb

■ Loss,
 ■ Non-Conf,
 ■ S Site,
 ■ H Home
 ■ A Away
 N Neutral

Little Rock

Through Games Of Feb. 9, 2016

Average RPI Win:	209	WON-LOST	WINNING	LAST 10	STRENGTH OF	OPP. STRENGTH	TEAM	ADJ.	CONF.	ADJ CONF.
Average RPI Loss:	100	RECORD	PCT. RANK	GAMES	SCHEDULE	OF SCHEDULE	RPI	RPI	RPI	RPI
DIV. I ONLY	10- 11	186	7- 3	134	113	171	171	16	16	
DIV. I NON-CONF.	2- 7	280	0- 0	40	7	192	192	14	14	
TOTALS	RPI 1-25	RPI 26-50	W-L RECORDS	RPI 51-100	RPI 101-150	RPI 150+				
10- 11	0- 2	0- 1	OVERALL	0- 3	2- 2	8- 3				
7- 5	0- 1	0- 0	HOME	0- 1	1- 2	6- 1				
3- 6	0- 1	0- 1	AWAY	0- 2	1- 0	2- 2				
0- 0	0- 0	0- 0	NEUTRAL	0- 0	0- 0	0- 0				
2- 7	0- 2	0- 1	NON-CONFERENCE	0- 2	1- 1	1- 1				
1- 4	0- 1	0- 0	HOME	0- 1	1- 1	0- 1				
1- 3	0- 1	0- 1	AWAY	0- 1	0- 0	1- 0				
0- 0	0- 0	0- 0	NEUTRAL	0- 0	0- 0	0- 0				
8- 4	0- 0	0- 0	CONFERENCE	0- 1	1- 1	7- 2				
6- 1	0- 0	0- 0	HOME	0- 0	0- 1	6- 0				
2- 3	0- 0	0- 0	AWAY	0- 1	1- 0	1- 2				
0- 0	0- 0	0- 0	NEUTRAL	0- 0	0- 0	0- 0				

RPI 1-25				RPI 26-50				RPI 51-100				RPI 101+				Team's RPI: 171	
RPI	S	Opponent	Score	RPI	S	Opponent	Score	RPI	S	Opponent	Score	RPI	S	Opponent	Score		
9	H	Texas	56 66	32	A	Oklahoma	52 65	52	A	Arkansas St.	53 66	118	H	LSU	51 57		
18	A	Texas A&M	39 69					81	A	Tulane	53 69	119	H	Memphis	61 53		
								87	H	Missouri St.	58 64	125	H	La.-Lafayette	58 65		
												144	A	Texas-Arlington	59 55		
												159	A	Oral Roberts	66 52		
												181	H	Tulsa	63 74		
												191	A	Troy	71 78		
												191	H	Troy	79 64		
												201	A	Texas St.	57 67		
												213	A	South Ala.	47 34		
												213	H	South Ala.	74 43		
												237	H	Appalachian St.	67 50		
												263	H	Georgia St.	59 32		
												270	H	Ga. Southern	69 36		
												280	H	La.-Monroe	56 44		
LAST 12 Division I GAMES:																	
213	H	South Ala.	74 43	52	A	Arkansas St.	53 66										
191	H	Troy	79 64	237	H	Appalachian St.	67 50										
263	H	Georgia St.	59 32	280	H	La.-Monroe	56 44										
270	H	Ga. Southern	69 36	125	H	La.-Lafayette	58 65										
144	A	Texas-Arlington	59 55	191	A	Troy	71 78										
201	A	Texas St.	57 67	213	A	South Ala.	47 34										

Non-Div I Games:

Little Rock

Loss, Non-Conf, S Site, H Home A Away N Neutral

Average RPI Win:	236	WON-LOST	WINNING	LAST 10	STRENGTH OF	OPP. STRENGTH	TEAM	ADJ.	CONF.	ADJ CONF.
Average RPI Loss:	97	RECORD	PCT. RANK	GAMES	SCHEDULE	OF SCHEDULE	RPI	RPI	RPI	RPI
DIV. I ONLY	17- 5	40	8- 2	330	123	149	149	22	22	
DIV. I NON-CONF.	11- 3	54	4- 0	309	39	119	119	22	22	
TOTALS	RPI 1-25	RPI 26-50	W-L RECORDS	RPI 51-100	RPI 101-150	RPI 150+				
17- 5	1- 0	0- 1	OVERALL	0- 1	1- 2	15- 1				
8- 3	1- 0	0- 0	HOME	0- 1	0- 1	7- 1				
7- 2	0- 0	0- 1	AWAY	0- 0	1- 1	6- 0				
2- 0	0- 0	0- 0	NEUTRAL	0- 0	0- 0	2- 0				
11- 3	1- 0	0- 1	NON-CONFERENCE	0- 0	1- 2	9- 0				
5- 1	1- 0	0- 0	HOME	0- 0	0- 1	4- 0				
4- 2	0- 0	0- 1	AWAY	0- 0	1- 1	3- 0				
2- 0	0- 0	0- 0	NEUTRAL	0- 0	0- 0	2- 0				
6- 2	0- 0	0- 0	CONFERENCE	0- 1	0- 0	6- 1				
3- 2	0- 0	0- 0	HOME	0- 1	0- 0	3- 1				
3- 0	0- 0	0- 0	AWAY	0- 0	0- 0	3- 0				
0- 0	0- 0	0- 0	NEUTRAL	0- 0	0- 0	0- 0				

RPI 1-25				RPI 26-50				RPI 51-100				RPI 101+ Team's RPI: 149			
RPI	S	Opponent	Score	RPI	S	Opponent	Score	RPI	S	Opponent	Score	RPI	S	Opponent	Score
25	H	UTEP	47 40	26	A	Southern California	43 69	69	H	UC Riverside	60 78	118	A	LSU	53 59
												120	H	San Francisco	52 66
												140	A	Pacific	68 60
												151	H	Hawaii	55 67
												173	N	Northwestern St.	60 59
												179	H	Colorado	59 42
												180	H	UNLV	67 63
												192	H	Cal Poly	65 53
												196	A	UC Davis	75 62
												242	A	Houston	47 41
												249	A	Seattle	69 57
												260	N	Northern Ariz.	69 48
												261	H	San Diego St.	74 54
												283	H	CSUN	74 71
												305	A	Denver	48 41
												322	H	Portland St.	89 71
												323	A	UC Irvine	71 65
												340	A	Cal St. Fullerton	82 61
												340	H	Cal St. Fullerton	62 57
LAST 12 Division I GAMES:															
283	H	CSUN	74 71	340	A	Cal St. Fullerton	82 61	151	H	Hawaii	55 67				
192	H	Cal Poly	65 53	249	A	Seattle	69 57	305	A	Denver	48 41				
196	A	UC Davis	75 62	180	H	UNLV	67 63	25	H	UTEP	47 40				
340	H	Cal St. Fullerton	62 57												
323	A	UC Irvine	71 65												
69	H	UC Riverside	60 78												

Non-Div I Games:

Long Beach St.

■ Loss,
 ■ Non-Conf, S Site,
 ■ Home
 ■ Away
 N Neutral

Average RPI Win:	317	WON-LOST	WINNING	LAST 10	STRENGTH OF	OPP. STRENGTH	TEAM	ADJ.	CONF.	ADJ CONF.
Average RPI Loss:	185	RECORD	PCT. RANK	GAMES	SCHEDULE	OF SCHEDULE	RPI	RPI	RPI	RPI
DIV. I ONLY	4- 17	313	2- 8	236	304	310	310	26	26	
DIV. I NON-CONF.	1- 6	311	0- 0	163	160	281	281	28	28	
TOTALS	RPI 1-25	RPI 26-50	W-L RECORDS	RPI 51-100	RPI 101-150	RPI 150+				
4- 17	0- 1	0- 1	OVERALL	0- 2	0- 3	4- 10				
2- 6	0- 0	0- 0	HOME	0- 0	0- 2	2- 4				
2- 11	0- 0	0- 0	AWAY	0- 0	0- 1	2- 0				
0- 0	0- 0	0- 0	NEUTRAL	0- 0	0- 0	0- 0				
1- 6	0- 1	0- 1	NON-CONFERENCE	0- 2	0- 0	1- 2				
1- 0	0- 0	0- 0	HOME	0- 0	0- 0	1- 0				
0- 6	0- 1	0- 1	AWAY	0- 2	0- 0	0- 2				
0- 0	0- 0	0- 0	NEUTRAL	0- 0	0- 0	0- 0				
3- 11	0- 0	0- 0	CONFERENCE	0- 0	0- 3	3- 8				
1- 6	0- 0	0- 0	HOME	0- 0	0- 2	1- 4				
2- 5	0- 0	0- 0	AWAY	0- 0	0- 1	2- 4				
0- 0	0- 0	0- 0	NEUTRAL	0- 0	0- 0	0- 0				

RPI 1-25			RPI 26-50			RPI 51-100			RPI 101+			Team's RPI: 310
RPI	S	Opponent	Score	RPI	S	Opponent	Score	RPI	S	Opponent	Score	
7	A	Oregon St.	45 110	36	A	West Virginia	43 74	53	A	James Madison	30 88	101 H Liberty 67 72
								96	A	Virginia	46 81	142 A UNC Asheville 42 81
												142 H UNC Asheville 54 61
												211 A Presbyterian 49 75
												211 H Presbyterian 38 59
												215 H Radford 67 79
												226 A Gardner-Webb 42 67
												245 A High Point 68 79
												279 H Campbell 56 73
												289 A UNCG 60 81
												295 A Coastal Caro. 56 48
												296 A Charleston So. 58 66
												296 H Charleston So. 54 63
												303 A Delaware St. 63 88
												311 A Winthrop 63 60
												311 H Winthrop 67 60
												349 H N.C. Central 60 49
LAST 12 Division I GAMES:												
142	H	UNC Asheville	54 61	215	H	Radford	67 79					
296	A	Charleston So.	58 66	142	A	UNC Asheville	42 81					
211	A	Presbyterian	49 75	279	H	Campbell	56 73					
311	H	Winthrop	67 60	295	A	Coastal Caro.	56 48					
101	H	Liberty	67 72	311	A	Winthrop	63 60					
226	A	Gardner-Webb	42 67	296	H	Charleston So.	54 63					

Non-Div I Games: Notre Dame (MD) 83 32 N.C. Wesleyan 100 57

Longwood

Loss, Non-Conf, S Site, H Home A Away N Neutral

Louisiana Tech

Through Games Of Feb. 9, 2016

Average RPI Win:	219	WON-LOST	WINNING	LAST 10	STRENGTH OF	OPP. STRENGTH	TEAM	ADJ.	CONF.	ADJ CONF.
Average RPI Loss:	108	RECORD	PCT. RANK	GAMES	SCHEDULE	OF SCHEDULE	RPI	RPI	RPI	RPI
DIV. I ONLY	11- 9	146	7- 3	188	112	166	166	12	12	
DIV. I NON-CONF.	4- 6	201	1- 1	172	169	211	211	10	10	
TOTALS	RPI 1-25	RPI 26-50	W-L RECORDS	RPI 51-100	RPI 101-150	RPI 150+				
11- 9	0- 3	0- 0	OVERALL	0- 1	2- 3	9- 2				
7- 3	0- 1	0- 0	HOME	0- 0	2- 0	5- 2				
3- 5	0- 0	0- 0	AWAY	0- 1	0- 0	3- 0				
1- 1	0- 1	0- 0	NEUTRAL	0- 0	0- 0	1- 0				
4- 6	0- 2	0- 0	NON-CONFERENCE	0- 0	1- 2	3- 2				
2- 3	0- 1	0- 0	HOME	0- 0	1- 0	1- 2				
1- 2	0- 0	0- 0	AWAY	0- 0	0- 2	1- 0				
1- 1	0- 1	0- 0	NEUTRAL	0- 0	0- 0	1- 0				
7- 3	0- 1	0- 0	CONFERENCE	0- 1	1- 1	6- 0				
5- 0	0- 0	0- 0	HOME	0- 0	1- 0	4- 0				
2- 3	0- 1	0- 0	AWAY	0- 1	0- 1	2- 0				
0- 0	0- 0	0- 0	NEUTRAL	0- 0	0- 0	0- 0				

RPI 1-25				RPI 26-50				RPI 51-100				RPI 101+ Team's RPI: 166			
RPI	S	Opponent	Score	RPI	S	Opponent	Score	RPI	S	Opponent	Score	RPI	S	Opponent	Score
10	N	UCLA	57 68					90	A	Charlotte	58 63	104	A	Arizona	67 77
22	H	Mississippi St.	63 93									125	H	La.-Lafayette	79 62
25	A	UTEP	80 86									136	A	Southern Miss.	59 69
												136	H	Southern Miss.	72 37
												141	A	Wisconsin	65 79
												158	A	Old Dominion	69 51
												161	H	Fla. Atlantic	65 62
												172	H	McNeese St.	71 74
												200	H	North Texas	77 71
												229	A	UTSA	82 72
												232	H	Stephen F. Austin	76 44
												243	H	Rice	63 61
												272	H	Prairie View	68 77
												305	N	Denver	58 53
												306	H	FIU	82 63
												309	A	Nicholls St.	58 55
LAST 12 Division I GAMES:															
200	H	North Texas	77 71	306	H	FIU	82 63								
243	H	Rice	63 61	90	A	Charlotte	58 63								
25	A	UTEP	80 86	158	A	Old Dominion	69 51								
229	A	UTSA	82 72	136	A	Southern Miss.	59 69								
136	H	Southern Miss.	72 37	172	H	McNeese St.	71 74								
161	H	Fla. Atlantic	65 62	125	H	La.-Lafayette	79 62								

Non-Div I Games: Loyola (LA) 76 40

Louisiana Tech

■ Loss,
 ■ Non-Conf, S Site,
 ■ Home
 ■ Away
 N Neutral

Louisville

Through Games Of Feb. 9, 2016

Average RPI Win:	122	WON-LOST	WINNING	LAST 10	STRENGTH OF	OPP. STRENGTH	TEAM	ADJ.	CONF.	ADJ CONF.
Average RPI Loss:	41	RECORD	PCT. RANK	GAMES	SCHEDULE	OF SCHEDULE	RPI	RPI	RPI	RPI
DIV. I ONLY	18- 6	45	9- 1	30	20	17	17	5	5	
DIV. I NON-CONF.	8- 5	119	1- 0	69	30	76	76	5	5	
TOTALS	RPI 1-25	RPI 26-50	W-L RECORDS	RPI 51-100	RPI 101-150	RPI 150+				
18- 6	2- 2	3- 2	OVERALL	4- 2	3- 0	6- 0				
9- 2	1- 1	1- 0	HOME	2- 1	2- 0	3- 0				
8- 2	1- 1	2- 0	AWAY	2- 1	1- 0	2- 0				
1- 2	0- 0	0- 2	NEUTRAL	0- 0	0- 0	1- 0				
8- 5	1- 1	0- 2	NON-CONFERENCE	1- 2	1- 0	5- 0				
4- 1	0- 0	0- 0	HOME	1- 1	1- 0	2- 0				
3- 2	1- 1	0- 0	AWAY	0- 1	0- 0	2- 0				
1- 2	0- 0	0- 2	NEUTRAL	0- 0	0- 0	1- 0				
10- 1	1- 1	3- 0	CONFERENCE	3- 0	2- 0	1- 0				
5- 1	1- 1	1- 0	HOME	1- 0	1- 0	1- 0				
5- 0	0- 0	2- 0	AWAY	2- 0	1- 0	0- 0				
0- 0	0- 0	0- 0	NEUTRAL	0- 0	0- 0	0- 0				

RPI 1-25				RPI 26-50				RPI 51-100				RPI 101+			
RPI	S	Opponent	Score	RPI	S	Opponent	Score	RPI	S	Opponent	Score	RPI	S	Opponent	Score
1	H	Notre Dame	61 66	27	A	Syracuse	71 53	56	A	Western Ky.	69 71	106	A	North Carolina	78 60
13	A	Michigan St.	85 78	40	A	North Carolina St.	92 90	74	H	California	71 75	113	H	IUPUI	70 61
14	H	Florida St.	79 69	41	H	Duke	65 48	76	A	Georgia Tech	78 65	128	H	Wake Forest	78 54
23	A	Kentucky	54 72	46	N	Dayton	66 79	91	H	UT Martin	88 66	174	A	Col. of Charleston	71 67
				48	N	Purdue	60 62	92	H	Virginia Tech	56 45	185	N	Marist	65 53
								96	A	Virginia	59 41	206	H	Valparaiso	75 42
												235	H	Clemson	75 33
												269	H	Dartmouth	94 52
												284	A	Tennessee Tech	76 54
LAST 12 Division I GAMES:															
1	H	Notre Dame	61 66	96	A	Virginia	59 41								
106	A	North Carolina	78 60	41	H	Duke	65 48								
128	H	Wake Forest	78 54	92	H	Virginia Tech	56 45								
235	H	Clemson	75 33	76	A	Georgia Tech	78 65								
27	A	Syracuse	71 53	14	H	Florida St.	79 69								
40	A	North Carolina St.	92 90	91	H	UT Martin	88 66								

Non-Div I Games:

Louisville

■ Loss,
 ■ Non-Conf,
 ■ S Site,
 ■ H Home
 ■ A Away
 N Neutral

Average RPI Win:	237	WON-LOST	WINNING	LAST 10	STRENGTH OF	OPP. STRENGTH	TEAM	ADJ.	CONF.	ADJ CONF.
Average RPI Loss:	87	RECORD	PCT. RANK	GAMES	SCHEDULE	OF SCHEDULE	RPI	RPI	RPI	RPI
DIV. I ONLY	12- 10	150	7- 3	175	115	155	155	21	21	
DIV. I NON-CONF.	4- 7	222	1- 0	87	18	148	148	17	17	
TOTALS	RPI 1-25	RPI 26-50	W-L RECORDS	RPI 51-100	RPI 101-150	RPI 150+				
12- 10	1- 2	0- 1	OVERALL	0- 5	3- 1	8- 1				
5- 6	0- 0	0- 1	HOME	0- 4	2- 1	3- 0				
7- 4	1- 2	0- 0	AWAY	0- 1	1- 0	5- 1				
0- 0	0- 0	0- 0	NEUTRAL	0- 0	0- 0	0- 0				
4- 7	1- 2	0- 1	NON-CONFERENCE	0- 3	0- 1	3- 0				
1- 4	0- 0	0- 1	HOME	0- 2	0- 1	1- 0				
3- 3	1- 2	0- 0	AWAY	0- 1	0- 0	2- 0				
0- 0	0- 0	0- 0	NEUTRAL	0- 0	0- 0	0- 0				
8- 3	0- 0	0- 0	CONFERENCE	0- 2	3- 0	5- 1				
4- 2	0- 0	0- 0	HOME	0- 2	2- 0	2- 0				
4- 1	0- 0	0- 0	AWAY	0- 0	1- 0	3- 1				
0- 0	0- 0	0- 0	NEUTRAL	0- 0	0- 0	0- 0				

RPI 1-25				RPI 26-50				RPI 51-100				RPI 101+ Team's RPI: 155			
RPI	S	Opponent	Score	RPI	S	Opponent	Score	RPI	S	Opponent	Score	RPI	S	Opponent	Score
13	A	Michigan St.	47 76	38	H	Miami (FL)	50 77	76	A	Georgia Tech	77 84	124	H	Western Mich.	45 68
19	A	DePaul	88 75					82	H	Central Mich.	59 68	131	H	UNI	64 60
21	A	Green Bay	51 65					85	H	Northwestern	72 81	138	A	Southern Ill.	69 68
								87	H	Missouri St.	62 73	138	H	Southern Ill.	83 59
								97	H	Drake	65 81	243	A	Rice	57 50
												247	A	Indiana St.	48 62
												273	H	Lamar	82 71
												292	H	Wichita St.	60 55
												315	A	Bradley	67 54
												316	A	Illinois St.	57 41
												319	A	Evansville	63 49
												319	H	Evansville	67 54
												338	A	Eastern Ill.	86 75
LAST 12 Division I GAMES:															
319	H	Evansville	67 54	87	H	Missouri St.	62 73	292	H	Wichita St.	60 55				
138	H	Southern Ill.	83 59					138	A	Southern Ill.	69 68				
97	H	Drake	65 81					319	A	Evansville	63 49				
131	H	UNI	64 60					315	A	Bradley	67 54				
316	A	Illinois St.	57 41					243	A	Rice	57 50				
247	A	Indiana St.	48 62												

Non-Div I Games:

Loyola Chicago

■ Loss,
■ Non-Conf,
■ S Site,
■ H Home
■ A Away
N Neutral

Average RPI Win:	315	WON-LOST	WINNING	LAST 10	STRENGTH OF	OPP. STRENGTH	TEAM	ADJ.	CONF.	ADJ CONF.
Average RPI Loss:	156	RECORD	PCT. RANK	GAMES	SCHEDULE	OF SCHEDULE	RPI	RPI	RPI	RPI
DIV. I ONLY	9- 13	222	5- 5	246	341	255	255	29	29	
DIV. I NON-CONF.	3- 8	258	0- 1	281	334	296	296	29	29	
TOTALS	RPI 1-25	RPI 26-50	W-L RECORDS	RPI 51-100	RPI 101-150	RPI 150+				
9- 13	0- 1	0- 0	OVERALL	0- 4	0- 0	9- 8				
5- 5	0- 0	0- 0	HOME	0- 1	0- 0	5- 4				
4- 8	0- 1	0- 0	AWAY	0- 3	0- 0	4- 4				
0- 0	0- 0	0- 0	NEUTRAL	0- 0	0- 0	0- 0				
3- 8	0- 1	0- 0	NON-CONFERENCE	0- 1	0- 0	3- 6				
1- 3	0- 0	0- 0	HOME	0- 0	0- 0	1- 3				
2- 5	0- 1	0- 0	AWAY	0- 1	0- 0	2- 3				
0- 0	0- 0	0- 0	NEUTRAL	0- 0	0- 0	0- 0				
6- 5	0- 0	0- 0	CONFERENCE	0- 3	0- 0	6- 2				
4- 2	0- 0	0- 0	HOME	0- 1	0- 0	4- 1				
2- 3	0- 0	0- 0	AWAY	0- 2	0- 0	2- 1				
0- 0	0- 0	0- 0	NEUTRAL	0- 0	0- 0	0- 0				

RPI 1-25				RPI 26-50				RPI 51-100				RPI 101+ Team's RPI: 255			
RPI	S	Opponent	Score	RPI	S	Opponent	Score	RPI	S	Opponent	Score	RPI	S	Opponent	Score
11	A	Maryland	47 97					64	A	Villanova	55 67	158	A	Old Dominion	41 64
								68	A	Army West Point	37 70	183	H	UMBC	46 52
								68	H	Army West Point	44 52	197	H	William & Mary	61 62
								100	A	Bucknell	64 71	202	A	Lehigh	48 66
												202	H	Lehigh	68 76
												209	H	Fairfield	45 71
												228	A	Columbia	53 63
												254	H	American	52 46
												262	H	Navy	51 38
												308	A	Colgate	65 49
												326	A	Lafayette	55 51
												326	H	Lafayette	66 65
												333	A	Lipscomb	57 52
												337	A	Mt. St. Mary's	65 63
												344	A	St. Francis Brooklyn	54 64
												346	H	Norfolk St.	75 67
												347	H	Boston U.	63 54
LAST 12 Division I GAMES:															
68	H	Army West Point	44 52	262	H	Navy	51 38								
202	H	Lehigh	68 76	68	A	Army West Point	37 70								
326	A	Lafayette	55 51	202	A	Lehigh	48 66								
308	A	Colgate	65 49	326	H	Lafayette	66 65								
100	A	Bucknell	64 71	254	H	American	52 46								
347	H	Boston U.	63 54	344	A	St. Francis Brooklyn	54 64								

Non-Div I Games:

Loyola Maryland

■ Loss,
 ■ Non-Conf, S Site,
 ■ Home
 ■ Away
 N Neutral

Average RPI Win: 267		WON-LOST	WINNING	LAST 10	STRENGTH OF	OPP. STRENGTH	TEAM	ADJ.	CONF.	ADJ CONF.
Average RPI Loss: 111		RECORD	PCT. RANK	GAMES	SCHEDULE	OF SCHEDULE	RPI	RPI	RPI	RPI
DIV. I ONLY		8- 16	257	2- 3	194	108	244	244	9	9
DIV. I NON-CONF.		4- 7	222	1- 0	333	180	306	306	9	9
TOTALS		RPI 1-25	RPI 26-50	W-L RECORDS	RPI 51-100	RPI 101-150	RPI 150+			
8- 16		0- 2	0- 2	OVERALL	0- 6	1- 1	7- 5			
4- 7		0- 1	0- 0	HOME	0- 3	0- 1	4- 2			
3- 9		0- 1	0- 2	AWAY	0- 3	1- 0	2- 3			
1- 0		0- 0	0- 0	NEUTRAL	0- 0	0- 0	1- 0			
4- 7		0- 0	0- 1	NON-CONFERENCE	0- 1	0- 0	4- 5			
2- 2		0- 0	0- 0	HOME	0- 0	0- 0	2- 2			
1- 5		0- 0	0- 1	AWAY	0- 1	0- 0	1- 3			
1- 0		0- 0	0- 0	NEUTRAL	0- 0	0- 0	1- 0			
4- 9		0- 2	0- 1	CONFERENCE	0- 5	1- 1	3- 0			
2- 5		0- 1	0- 0	HOME	0- 3	0- 1	2- 0			
2- 4		0- 1	0- 1	AWAY	0- 2	1- 0	1- 0			
0- 0		0- 0	0- 0	NEUTRAL	0- 0	0- 0	0- 0			

RPI 1-25				RPI 26-50				RPI 51-100				RPI 101+				Team's RPI: 244	
RPI	S	Opponent	Score	RPI	S	Opponent	Score	RPI	S	Opponent	Score	RPI	S	Opponent	Score		
12	A	BYU	61 75	33	A	Missouri	48 80	65	A	San Diego	58 82	120	H	San Francisco	73 75		
12	H	BYU	75 82	49	A	St. Mary's (CA)	57 72	65	H	San Diego	67 75	140	A	Pacific	63 60		
								66	H	Santa Clara	56 57	151	A	Hawaii	51 65		
								69	A	UC Riverside	62 80	179	A	Colorado	81 92		
								89	A	Gonzaga	68 83	192	A	Cal Poly	58 70		
								89	H	Gonzaga	59 66	249	H	Seattle	69 78		
												261	H	San Diego St.	92 65		
												267	A	UC Santa Barbara	70 63		
												268	H	Pepperdine	79 69		
												281	A	Portland	77 62		
												281	H	Portland	62 52		
												313	N	Nevada	69 58		
												323	H	UC Irvine	95 50		
												340	H	Cal St. Fullerton	73 75		
LAST 12 Division I GAMES:																	
323	H	UC Irvine	95 50	12	A	BYU	61 75	66	H	Santa Clara	56 57						
281	A	Portland	77 62					120	H	San Francisco	73 75						
89	A	Gonzaga	68 83					140	A	Pacific	63 60						
65	H	San Diego	67 75					49	A	St. Mary's (CA)	57 72						
12	H	BYU	75 82					268	H	Pepperdine	79 69						
65	A	San Diego	58 82														

Non-Div I Games:

Loyola Marymount

■ Loss,
 ■ Non-Conf,
 ■ S Site,
 ■ H Home
 ■ A Away
 N Neutral

Average RPI Win:	222	WON-LOST	WINNING	LAST 10	STRENGTH OF	OPP. STRENGTH	TEAM	ADJ.	CONF.	ADJ CONF.
Average RPI Loss:	91	RECORD	PCT. RANK	GAMES	SCHEDULE	OF SCHEDULE	RPI	RPI	RPI	RPI
DIV. I ONLY	18- 7	64	9- 1	237	133	88	88	15	15	
DIV. I NON-CONF.	8- 6	136	0- 1	249	49	125	125	18	18	
TOTALS	RPI 1-25	RPI 26-50	W-L RECORDS	RPI 51-100	RPI 101-150	RPI 150+				
18- 7	0- 0	0- 2	OVERALL	1- 2	3- 2	14- 1				
9- 0	0- 0	0- 0	HOME	0- 0	1- 0	8- 0				
7- 6	0- 0	0- 1	AWAY	0- 2	1- 2	6- 1				
2- 1	0- 0	0- 1	NEUTRAL	1- 0	1- 0	0- 0				
8- 6	0- 0	0- 2	NON-CONFERENCE	1- 1	2- 2	5- 1				
3- 0	0- 0	0- 0	HOME	0- 0	0- 0	3- 0				
3- 5	0- 0	0- 1	AWAY	0- 1	1- 2	2- 1				
2- 1	0- 0	0- 1	NEUTRAL	1- 0	1- 0	0- 0				
10- 1	0- 0	0- 0	CONFERENCE	0- 1	1- 0	9- 0				
6- 0	0- 0	0- 0	HOME	0- 0	1- 0	5- 0				
4- 1	0- 0	0- 0	AWAY	0- 1	0- 0	4- 0				
0- 0	0- 0	0- 0	NEUTRAL	0- 0	0- 0	0- 0				

RPI S	Opponent	Score	RPI S	Opponent	Score	RPI S	Opponent	Score	RPI S	Opponent	Score
46 N	Dayton	37 58	48 A	Purdue	33 56	51 A	Albany (NY)	59 64	103 A	Boston College	48 55
						86 A	Minnesota	64 91	106 A	North Carolina	58 59
						87 N	Missouri St.	69 65	112 H	Stony Brook	55 52
									118 N	LSU	52 41
									143 A	Harvard	64 53
									183 A	UMBC	72 38
									183 H	UMBC	65 55
									194 A	Northeastern	44 56
									212 H	Bryant	76 38
									214 A	Binghamton	52 38
									223 H	Hartford	61 43
									235 H	Clemson	75 42
									265 A	New Hampshire	62 52
									265 H	New Hampshire	59 55
									269 A	Dartmouth	59 41
									276 H	Central Conn. St.	62 42
									287 A	Vermont	62 41
									287 H	Vermont	63 51
									317 H	UMass Lowell	74 44
									321 A	North Dakota St.	82 51
LAST 12 Division I GAMES:											
265 H	New Hampshire	59 55	265 A	New Hampshire	62 52						
183 A	UMBC	72 38	51 A	Albany (NY)	59 64						
287 H	Vermont	63 51	317 H	UMass Lowell	74 44						
214 A	Binghamton	52 38	183 H	UMBC	65 55						
223 H	Hartford	61 43	287 A	Vermont	62 41						
112 H	Stony Brook	55 52	106 A	North Carolina	58 59						

Non-Div I Games: Colby

82 42

Maine

■ Loss,
 ■ Non-Conf,
 ■ S Site,
 ■ H Home
 ■ A Away
 N Neutral

Average RPI Win:	232	WON-LOST	WINNING	LAST 10	STRENGTH OF	OPP. STRENGTH	TEAM	ADJ.	CONF.	ADJ CONF.
Average RPI Loss:	197	RECORD	PCT. RANK	GAMES	SCHEDULE	OF SCHEDULE	RPI	RPI	RPI	RPI
DIV. I ONLY	11- 11	167	5- 4	280	272	224	224	23	23	
DIV. I NON-CONF.	3- 6	234	0- 0	299	298	301	301	24	24	
TOTALS	RPI 1-25	RPI 26-50	W-L RECORDS	RPI 51-100	RPI 101-150	RPI 150+				
11- 11	0- 0	0- 0	OVERALL	0- 1	3- 2	8- 8				
6- 4	0- 0	0- 0	HOME	0- 1	2- 0	4- 3				
5- 7	0- 0	0- 0	AWAY	0- 0	1- 2	4- 5				
0- 0	0- 0	0- 0	NEUTRAL	0- 0	0- 0	0- 0				
3- 6	0- 0	0- 0	NON-CONFERENCE	0- 1	1- 1	2- 4				
2- 2	0- 0	0- 0	HOME	0- 1	1- 0	1- 1				
1- 4	0- 0	0- 0	AWAY	0- 0	0- 1	1- 3				
0- 0	0- 0	0- 0	NEUTRAL	0- 0	0- 0	0- 0				
8- 5	0- 0	0- 0	CONFERENCE	0- 0	2- 1	6- 4				
4- 2	0- 0	0- 0	HOME	0- 0	1- 0	3- 2				
4- 3	0- 0	0- 0	AWAY	0- 0	1- 1	3- 2				
0- 0	0- 0	0- 0	NEUTRAL	0- 0	0- 0	0- 0				

RPI S	Opponent	Score	RPI S	Opponent	Score	RPI S	Opponent	Score	RPI S	Opponent	Score	Team's RPI: 224
						100	H Bucknell	56 61	108	A Yale	36 62	
									115	A Quinnipiac	52 42	
									116	A Iona	56 67	
									116	H Iona	63 56	
									147	H Brown	80 56	
									153	H Fordham	49 60	
									185	A Marist	64 59	
									185	H Marist	73 79	
									209	A Fairfield	70 55	
									209	H Fairfield	57 59	
									216	H Canisius	77 55	
									217	A Siena	59 60	
									254	A American	48 52	
									265	A New Hampshire	57 72	
									271	A Holy Cross	44 58	
									286	A Monmouth	62 72	
									288	H Niagara	80 62	
									291	A Rider	74 70	
									312	A Fairleigh Dickinson	85 78	
									334	H Saint Peter's	64 47	
									344	H St. Francis Brooklyn	61 53	
LAST 12 Division I GAMES:												
185	A Marist	64 59	209	H Fairfield	57 59							
216	H Canisius	77 55	185	H Marist	73 79							
286	A Monmouth	62 72	217	A Siena	59 60							
291	A Rider	74 70	209	A Fairfield	70 55							
334	H Saint Peter's	64 47	116	A Iona	56 67							
116	H Iona	63 56	254	A American	48 52							

Non-Div I Games:

Manhattan

■ Loss,
 ■ Non-Conf,
 ■ S Site,
 ■ H Home
 ■ A Away
 N Neutral

Average RPI Win:	254	WON-LOST	WINNING	LAST 10	STRENGTH OF	OPP. STRENGTH	TEAM	ADJ.	CONF.	ADJ CONF.
Average RPI Loss:	114	RECORD	PCT. RANK	GAMES	SCHEDULE	OF SCHEDULE	RPI	RPI	RPI	RPI
DIV. I ONLY	12- 12	167	8- 2	178	211	185	185	23	23	
DIV. I NON-CONF.	1- 9	325	0- 0	49	82	239	239	24	24	
TOTALS	RPI 1-25	RPI 26-50	W-L RECORDS	RPI 51-100	RPI 101-150	RPI 150+				
12- 12	0- 1	0- 2	OVERALL	0- 3	2- 3	10- 3				
7- 4	0- 0	0- 1	HOME	0- 1	2- 0	5- 2				
5- 5	0- 0	0- 1	AWAY	0- 1	0- 2	5- 1				
0- 3	0- 1	0- 0	NEUTRAL	0- 1	0- 1	0- 0				
1- 9	0- 1	0- 2	NON-CONFERENCE	0- 3	0- 2	1- 1				
0- 3	0- 0	0- 1	HOME	0- 1	0- 0	0- 1				
1- 3	0- 0	0- 1	AWAY	0- 1	0- 1	1- 0				
0- 3	0- 1	0- 0	NEUTRAL	0- 1	0- 1	0- 0				
11- 3	0- 0	0- 0	CONFERENCE	0- 0	2- 1	9- 2				
7- 1	0- 0	0- 0	HOME	0- 0	2- 0	5- 1				
4- 2	0- 0	0- 0	AWAY	0- 0	0- 1	4- 1				
0- 0	0- 0	0- 0	NEUTRAL	0- 0	0- 0	0- 0				

RPI 1-25				RPI 26-50				RPI 51-100				RPI 101+				Team's RPI: 185	
RPI	S	Opponent	Score	RPI	S	Opponent	Score	RPI	S	Opponent	Score	RPI	S	Opponent	Score		
17	N	Louisville	53 65	30	A	St. John's (NY)	47 61	59	A	South Dakota St.	68 77	115	H	Quinnipiac	56 47		
				47	H	Princeton	44 77	77	H	Hofstra	67 71	116	A	Iona	49 69		
								87	N	Missouri St.	45 77	116	H	Iona	62 61		
												117	A	Creighton	46 89		
												118	N	LSU	49 72		
												193	H	Delaware	50 56		
												209	A	Fairfield	72 57		
												217	H	Siena	66 37		
												224	A	Manhattan	79 73		
												224	H	Manhattan	59 64		
												286	A	Monmouth	52 60		
												286	H	Monmouth	78 55		
												288	H	Niagara	63 50		
												291	A	Rider	74 56		
												291	H	Rider	66 54		
												334	A	Saint Peter's	74 55		
												334	H	Saint Peter's	69 46		
												347	A	Boston U.	73 54		
LAST 12 Division I GAMES:																	
224	H	Manhattan	59 64	286	H	Monmouth	78 55										
334	A	Saint Peter's	74 55	116	H	Iona	62 61										
291	A	Rider	74 56	224	A	Manhattan	79 73										
217	H	Siena	66 37	286	A	Monmouth	52 60										
334	H	Saint Peter's	69 46	116	A	Iona	49 69										
288	H	Niagara	63 50	291	H	Rider	66 54										

Non-Div I Games:

Marist

■ Loss,
 ■ Non-Conf, S Site,
 ■ Home
 ■ Away
 N Neutral

Average RPI Win:	146	WON-LOST	WINNING	LAST 10	STRENGTH OF	OPP. STRENGTH	TEAM	ADJ.	CONF.	ADJ CONF.
Average RPI Loss:	63	RECORD	PCT. RANK	GAMES	SCHEDULE	OF SCHEDULE	RPI	RPI	RPI	RPI
DIV. I ONLY	11- 13	195	6- 4	25	60	84	84	6	6	
DIV. I NON-CONF.	5- 6	180	0- 0	22	65	89	89	6	6	
TOTALS	RPI 1-25	RPI 26-50	W-L RECORDS	RPI 51-100	RPI 101-150	RPI 150+				
11- 13	0- 4	2- 2	OVERALL	1- 3	3- 4	5- 0				
7- 3	0- 1	2- 0	HOME	1- 1	3- 1	1- 0				
3- 10	0- 3	0- 2	AWAY	0- 2	0- 3	3- 0				
1- 0	0- 0	0- 0	NEUTRAL	0- 0	0- 0	1- 0				
5- 6	0- 3	0- 0	NON-CONFERENCE	1- 1	1- 2	3- 0				
2- 2	0- 1	0- 0	HOME	1- 0	1- 1	0- 0				
2- 4	0- 2	0- 0	AWAY	0- 1	0- 1	2- 0				
1- 0	0- 0	0- 0	NEUTRAL	0- 0	0- 0	1- 0				
6- 7	0- 1	2- 2	CONFERENCE	0- 2	2- 2	2- 0				
5- 1	0- 0	2- 0	HOME	0- 1	2- 0	1- 0				
1- 6	0- 1	0- 2	AWAY	0- 1	0- 2	1- 0				
0- 0	0- 0	0- 0	NEUTRAL	0- 0	0- 0	0- 0				

RPI 1-25				RPI 26-50				RPI 51-100				Team's RPI: 84	RPI 101+			
RPI	S	Opponent	Score	RPI	S	Opponent	Score	RPI	S	Opponent	Score		RPI	S	Opponent	Score
7	H	Oregon St.	58 65	29	A	Seton Hall	68 99	55	H	Auburn	70 69		105	A	Georgetown	72 75
8	A	Arizona St.	80 90	29	H	Seton Hall	89 82	64	A	Villanova	60 81		105	H	Georgetown	87 72
19	A	DePaul	86 91	30	A	St. John's (NY)	77 81	64	H	Villanova	75 82		113	H	IUPUI	55 60
21	A	Green Bay	55 75	30	H	St. John's (NY)	67 64	80	A	South Dakota	69 97		117	H	Creighton	79 72

Non-Div I Games:

Marquette

Average RPI Win:	231	WON-LOST	WINNING	LAST 10	STRENGTH OF	OPP. STRENGTH	TEAM	ADJ.	CONF.	ADJ CONF.
Average RPI Loss:	104	RECORD	PCT. RANK	GAMES	SCHEDULE	OF SCHEDULE	RPI	RPI	RPI	RPI
DIV. I ONLY	14- 6	68	6- 4	255	178	134	134	12	12	
DIV. I NON-CONF.	8- 1	23	1- 0	307	339	124	124	10	10	
TOTALS	RPI 1-25	RPI 26-50	W-L RECORDS	RPI 51-100	RPI 101-150	RPI 150+				
14- 6	1- 0	0- 1	OVERALL	0- 3	1- 0	12- 2				
10- 2	1- 0	0- 0	HOME	0- 1	0- 0	9- 1				
4- 3	0- 0	0- 0	AWAY	0- 2	1- 0	3- 1				
0- 1	0- 0	0- 1	NEUTRAL	0- 0	0- 0	0- 0				
8- 1	0- 0	0- 1	NON-CONFERENCE	0- 0	1- 0	7- 0				
6- 0	0- 0	0- 0	HOME	0- 0	0- 0	6- 0				
2- 0	0- 0	0- 0	AWAY	0- 0	1- 0	1- 0				
0- 1	0- 0	0- 1	NEUTRAL	0- 0	0- 0	0- 0				
6- 5	1- 0	0- 0	CONFERENCE	0- 3	0- 0	5- 2				
4- 2	1- 0	0- 0	HOME	0- 1	0- 0	3- 1				
2- 3	0- 0	0- 0	AWAY	0- 2	0- 0	2- 1				
0- 0	0- 0	0- 0	NEUTRAL	0- 0	0- 0	0- 0				

RPI 1-25				RPI 26-50				RPI 51-100				RPI 101+ Team's RPI: 134			
RPI	S	Opponent	Score	RPI	S	Opponent	Score	RPI	S	Opponent	Score	RPI	S	Opponent	Score
25	H	UTEP	79 64	36	N	West Virginia	60 66	56	A	Western Ky.	52 81	138	A	Southern Ill.	61 55
								78	A	Middle Tenn.	54 65	158	H	Old Dominion	80 62
								90	H	Charlotte	61 64	161	A	Fla. Atlantic	73 84
												164	H	Cornell	73 47
												169	A	UAB	64 61
												195	H	Rhode Island	72 62
												200	H	North Texas	63 71
												229	H	UTSA	80 76
												243	H	Rice	81 52
												275	H	Saint Francis (PA)	81 73
												298	A	Morehead St.	104 101
												306	A	FIU	65 58
												341	H	NJIT	63 50
												345	H	Alabama A&M	81 45
												346	H	Norfolk St.	81 67
LAST 12 Division I GAMES:															
229	H	UTSA	80 76	243	H	Rice	81 52								
25	H	UTEP	79 64	200	H	North Texas	63 71								
169	A	UAB	64 61	306	A	FIU	65 58								
78	A	Middle Tenn.	54 65	161	A	Fla. Atlantic	73 84								
158	H	Old Dominion	80 62	56	A	Western Ky.	52 81								
90	H	Charlotte	61 64	138	A	Southern Ill.	61 55								

Non-Div I Games: Brescia 92 40 West Va. Tech 83 39

Marshall

Loss, Non-Conf, S Site, H Home A Away N Neutral

Average RPI Win:	142	WON-LOST	WINNING	LAST 10	STRENGTH OF	OPP. STRENGTH	TEAM	ADJ.	CONF.	ADJ CONF.
Average RPI Loss:	4	RECORD	PCT. RANK	GAMES	SCHEDULE	OF SCHEDULE	RPI	RPI	RPI	RPI
DIV. I ONLY	21- 3	11	3- 1	60	29	11	11	4	4	
DIV. I NON-CONF.	11- 1	16	0- 0	148	145	32	32	4	4	
TOTALS	RPI 1-25	RPI 26-50	W-L RECORDS	RPI 51-100	RPI 101-150	RPI 150+				
21- 3	1- 3	4- 0	OVERALL	4- 0	2- 0	10- 0				
11- 1	1- 1	2- 0	HOME	2- 0	0- 0	6- 0				
7- 1	0- 1	2- 0	AWAY	1- 0	1- 0	3- 0				
3- 1	0- 1	0- 0	NEUTRAL	1- 0	1- 0	1- 0				
11- 1	0- 1	1- 0	NON-CONFERENCE	1- 0	1- 0	8- 0				
7- 0	0- 0	1- 0	HOME	0- 0	0- 0	6- 0				
1- 0	0- 0	0- 0	AWAY	0- 0	0- 0	1- 0				
3- 1	0- 1	0- 0	NEUTRAL	1- 0	1- 0	1- 0				
10- 2	1- 2	3- 0	CONFERENCE	3- 0	1- 0	2- 0				
4- 1	1- 1	1- 0	HOME	2- 0	0- 0	0- 0				
6- 1	0- 1	2- 0	AWAY	1- 0	1- 0	2- 0				
0- 0	0- 0	0- 0	NEUTRAL	0- 0	0- 0	0- 0				

RPI 1-25					
RPI	S	Opponent	Score		
2	N	UConn	73	83	
5	A	Ohio St.	86	94	
5	H	Ohio St.	71	80	
13	H	Michigan St.	85	76	

Team's RPI: 11					
RPI	S	Opponent	Score		
27	H	Syracuse	82	64	
42	H	Indiana	86	63	
48	A	Purdue	87	67	
50	A	Iowa	76	56	

RPI 26-50					
RPI	S	Opponent	Score		
59	N	South Dakota St.	62	55	
73	H	Nebraska	89	50	
75	A	Michigan	74	67	
85	H	Northwestern	80	62	

RPI 51-100					
RPI	S	Opponent	Score		
141	A	Wisconsin	90	65	
146	N	Pittsburgh	70	49	
154	A	Illinois	79	63	
156	A	Penn St.	89	53	
158	N	Old Dominion	95	49	
162	H	Detroit	97	41	
177	H	Southern U.	94	61	
245	H	High Point	105	50	
255	H	Loyola Maryland	97	47	
276	H	Central Conn. St.	86	43	
317	H	UMass Lowell	102	53	
320	A	UMES	106	30	

RPI 101+					
RPI	S	Opponent	Score		

LAST 12 Division I GAMES:					
13	H	Michigan St.	85	76	
5	A	Ohio St.	86	94	
48	A	Purdue	87	67	
42	H	Indiana	86	63	
156	A	Penn St.	89	53	
141	A	Wisconsin	90	65	
85	H	Northwestern	80	62	
75	A	Michigan	74	67	
50	A	Iowa	76	56	
73	H	Nebraska	89	50	
5	H	Ohio St.	71	80	
154	A	Illinois	79	63	

Non-Div I Games:

Maryland

Loss, Non-Conf, S Site, H Home A Away N Neutral

Massachusetts

Through Games Of Feb. 9, 2016

Average RPI Win:	241	WON-LOST	WINNING	LAST 10	STRENGTH OF	OPP. STRENGTH	TEAM	ADJ.	CONF.	ADJ CONF.
Average RPI Loss:	120	RECORD	PCT. RANK	GAMES	SCHEDULE	OF SCHEDULE	RPI	RPI	RPI	RPI
DIV. I ONLY	6- 16	285	0- 4	118	131	238	238	7	7	
DIV. I NON-CONF.	6- 6	160	0- 1	263	208	201	201	8	8	
TOTALS	RPI 1-25	RPI 26-50	W-L RECORDS	RPI 51-100	RPI 101-150	RPI 150+				
6- 16	0- 1	0- 3	OVERALL	1- 4	0- 2	5- 6				
4- 6	0- 0	0- 0	HOME	1- 2	0- 1	3- 3				
2- 9	0- 1	0- 3	AWAY	0- 1	0- 1	2- 3				
0- 1	0- 0	0- 0	NEUTRAL	0- 1	0- 0	0- 0				
6- 6	0- 0	0- 1	NON-CONFERENCE	1- 1	0- 2	5- 2				
4- 1	0- 0	0- 0	HOME	1- 0	0- 1	3- 0				
2- 4	0- 0	0- 1	AWAY	0- 0	0- 1	2- 2				
0- 1	0- 0	0- 0	NEUTRAL	0- 1	0- 0	0- 0				
0- 10	0- 1	0- 2	CONFERENCE	0- 3	0- 0	0- 4				
0- 5	0- 0	0- 0	HOME	0- 2	0- 0	0- 3				
0- 5	0- 1	0- 2	AWAY	0- 1	0- 0	0- 1				
0- 0	0- 0	0- 0	NEUTRAL	0- 0	0- 0	0- 0				

RPI	S	Opponent	Score	RPI	S	Opponent	Score	RPI	S	Opponent	Score	RPI	S	Opponent	Score	Team's RPI: 238
24	A	Duquesne	64 73	34	A	St. Bonaventure	41 66	54	N	Ball St.	54 81	133	H	Buffalo	48 56	
				35	A	George Washington	50 67	77	H	Hofstra	57 56	143	A	Harvard	65 67	
				41	A	Duke	46 70	79	A	Saint Louis	49 69	153	H	Fordham	55 60	
								95	H	Saint Joseph's	58 62	175	A	George Mason	59 64	
								98	H	VCU	66 74	179	A	Colorado	63 90	
												195	H	Rhode Island	79 80	
												204	H	Richmond	68 74	
												212	A	Bryant	86 69	
												223	H	Hartford	63 57	
												271	A	Holy Cross	74 60	
												276	A	Central Conn. St.	68 78	
												317	H	UMass Lowell	84 58	
												347	H	Boston U.	73 56	
LAST 12 Division I GAMES:																
		54	N	Ball St.	54	81			204	H	Richmond	68	74			
		153	H	Fordham	55	60			79	A	Saint Louis	49	69			
		24	A	Duquesne	64	73			34	A	St. Bonaventure	41	66			
		175	A	George Mason	59	64			95	H	Saint Joseph's	58	62			
		195	H	Rhode Island	79	80			98	H	VCU	66	74			
		35	A	George Washington	50	67			317	H	UMass Lowell	84	58			

Non-Div I Games:

Massachusetts

Loss, Non-Conf, S Site, H Home A Away N Neutral

Average RPI Win: 256	WON-LOST	WINNING	LAST 10	STRENGTH OF	OPP. STRENGTH	TEAM	ADJ.	CONF.	ADJ CONF.
Average RPI Loss: 151	RECORD	PCT. RANK	GAMES	SCHEDULE	OF SCHEDULE	RPI	RPI	RPI	RPI
DIV. I ONLY	12- 8	114	2- 1	303	196	172	172	27	27
DIV. I NON-CONF.	5- 4	138	1- 0	155	67	96	96	26	26
TOTALS	RPI 1-25	RPI 26-50	W-L RECORDS	RPI 51-100	RPI 101-150	RPI 150+			
12- 8	0- 1	0- 0	OVERALL	0- 3	1- 1	11- 3			
7- 1	0- 0	0- 0	HOME	0- 0	0- 0	7- 1			
4- 7	0- 1	0- 0	AWAY	0- 3	1- 1	3- 2			
1- 0	0- 0	0- 0	NEUTRAL	0- 0	0- 0	1- 0			
5- 4	0- 1	0- 0	NON-CONFERENCE	0- 2	1- 1	4- 0			
2- 0	0- 0	0- 0	HOME	0- 0	0- 0	2- 0			
2- 4	0- 1	0- 0	AWAY	0- 2	1- 1	1- 0			
1- 0	0- 0	0- 0	NEUTRAL	0- 0	0- 0	1- 0			
7- 4	0- 0	0- 0	CONFERENCE	0- 1	0- 0	7- 3			
5- 1	0- 0	0- 0	HOME	0- 0	0- 0	5- 1			
2- 3	0- 0	0- 0	AWAY	0- 1	0- 0	2- 2			
0- 0	0- 0	0- 0	NEUTRAL	0- 0	0- 0	0- 0			

RPI 1-25				RPI 26-50				RPI 51-100				RPI 101+ Team's RPI: 172			
RPI	S	Opponent	Score	RPI	S	Opponent	Score	RPI	S	Opponent	Score	RPI	S	Opponent	Score
4	A	Baylor	46 105					57	A	Chattanooga	53 68	139	A	Ole Miss	56 96
								63	A	Abilene Christian	62 79	144	A	Texas-Arlington	63 57
								81	A	Tulane	55 74	166	A	Louisiana Tech	74 71
												173	H	Northwestern St.	78 74
												232	A	Stephen F. Austin	55 80
												240	A	Houston Baptist	71 64
												243	H	Rice	61 53
												257	H	Sam Houston St.	82 79
												269	N	Dartmouth	78 56
												280	H	La.-Monroe	72 62
												304	H	Southeastern La.	96 79
												309	A	Nicholls St.	81 85
												324	H	Incarinate Word	55 68
												328	H	A&M-Corpus Christi	72 51
												335	A	New Orleans	77 74
												335	H	New Orleans	92 63
LAST 12 Division I GAMES:															
144	A	Texas-Arlington	63 57	324	H	Incarinate Word	55 68								
309	A	Nicholls St.	81 85	257	H	Sam Houston St.	82 79								
335	H	New Orleans	92 63	63	A	Abilene Christian	62 79								
335	A	New Orleans	77 74	328	H	A&M-Corpus Christi	72 51								
304	H	Southeastern La.	96 79	240	A	Houston Baptist	71 64								
173	H	Northwestern St.	78 74	232	A	Stephen F. Austin	55 80								

Non-Div I Games: Loyola (LA) 70 69 Louisiana Col. 73 59 Southern-N.O. 97 61

McNeese St.

Loss, Non-Conf, S Site, H Home A Away N Neutral

Memphis

Through Games Of Feb. 9, 2016

Average RPI Win:	178	WON-LOST	WINNING	LAST 10	STRENGTH OF	OPP. STRENGTH	TEAM	ADJ.	CONF.	ADJ CONF.
Average RPI Loss:	96	RECORD	PCT. RANK	GAMES	SCHEDULE	OF SCHEDULE	RPI	RPI	RPI	RPI
DIV. I ONLY	13- 10	139	6- 4	112	71	119	119	8	8	
DIV. I NON-CONF.	6- 5	146	0- 0	144	111	154	154	7	7	
TOTALS	RPI 1-25	RPI 26-50	W-L RECORDS	RPI 51-100	RPI 101-150	RPI 150+				
13- 10	0- 2	1- 1	OVERALL	2- 3	2- 0	8- 4				
10- 4	0- 1	1- 1	HOME	1- 1	2- 0	6- 1				
3- 6	0- 1	0- 0	AWAY	1- 2	0- 0	2- 3				
0- 0	0- 0	0- 0	NEUTRAL	0- 0	0- 0	0- 0				
6- 5	0- 0	0- 1	NON-CONFERENCE	1- 2	2- 0	3- 2				
5- 2	0- 0	0- 1	HOME	0- 1	2- 0	3- 0				
1- 3	0- 0	0- 0	AWAY	1- 1	0- 0	0- 2				
0- 0	0- 0	0- 0	NEUTRAL	0- 0	0- 0	0- 0				
7- 5	0- 2	1- 0	CONFERENCE	1- 1	0- 0	5- 2				
5- 2	0- 1	1- 0	HOME	1- 0	0- 0	3- 1				
2- 3	0- 1	0- 0	AWAY	0- 1	0- 0	2- 1				
0- 0	0- 0	0- 0	NEUTRAL	0- 0	0- 0	0- 0				

RPI 1-25				RPI 26-50				RPI 51-100				RPI 101+ Team's RPI: 119			
RPI	S	Opponent	Score	RPI	S	Opponent	Score	RPI	S	Opponent	Score	RPI	S	Opponent	Score
2	A	UConn	40 83	35	H	George Washington	62 68	60	A	Temple	58 82	105	H	Georgetown	57 53
2	H	UConn	46 86	39	H	South Fla.	88 87	79	H	Saint Louis	57 63	138	H	Southern Ill.	61 58
								81	H	Tulane	83 67	154	H	Illinois	81 75
								82	A	Central Mich.	64 61	157	A	SMU	49 58
								86	A	Minnesota	60 70	171	A	Little Rock	53 61
												181	A	Tulsa	69 58
												181	H	Tulsa	59 65
												190	A	Kansas	63 72
												207	A	Cincinnati	64 47
												207	H	Cincinnati	54 51
												242	H	Houston	74 57
												259	H	UCF	75 59
												277	H	Jacksonville St.	70 55
												338	H	Eastern Ill.	80 49
LAST 12 Division I GAMES:															
207	H	Cincinnati	54 51	2	H	UConn	46 86								
2	A	UConn	40 83	181	H	Tulsa	59 65								
259	H	UCF	75 59	207	A	Cincinnati	64 47								
181	A	Tulsa	69 58	242	H	Houston	74 57								
39	H	South Fla.	88 87	81	H	Tulane	83 67								
157	A	SMU	49 58	60	A	Temple	58 82								

Non-Div I Games:

Memphis

Loss, Non-Conf, S Site, H Home A Away N Neutral

Average RPI Win:	256	WON-LOST	WINNING	LAST 10	STRENGTH OF	OPP. STRENGTH	TEAM	ADJ.	CONF.	ADJ CONF.
Average RPI Loss:	83	RECORD	PCT. RANK	GAMES	SCHEDULE	OF SCHEDULE	RPI	RPI	RPI	RPI
DIV. I ONLY	16- 6	60	9- 1	268	212	127	127	17	17	
DIV. I NON-CONF.	8- 5	119	3- 0	212	262	149	149	16	16	
TOTALS	RPI 1-25	RPI 26-50	W-L RECORDS	RPI 51-100	RPI 101-150	RPI 150+				
16- 6	0- 1	0- 1	OVERALL	1- 2	1- 2	14- 0				
7- 3	0- 0	0- 0	HOME	1- 1	0- 2	6- 0				
8- 2	0- 1	0- 1	AWAY	0- 0	1- 0	7- 0				
1- 1	0- 0	0- 0	NEUTRAL	0- 1	0- 0	1- 0				
8- 5	0- 1	0- 1	NON-CONFERENCE	0- 2	0- 1	8- 0				
4- 2	0- 0	0- 0	HOME	0- 1	0- 1	4- 0				
3- 2	0- 1	0- 1	AWAY	0- 0	0- 0	3- 0				
1- 1	0- 0	0- 0	NEUTRAL	0- 1	0- 0	1- 0				
8- 1	0- 0	0- 0	CONFERENCE	1- 0	1- 1	6- 0				
3- 1	0- 0	0- 0	HOME	1- 0	0- 1	2- 0				
5- 0	0- 0	0- 0	AWAY	0- 0	1- 0	4- 0				
0- 0	0- 0	0- 0	NEUTRAL	0- 0	0- 0	0- 0				

RPI 1-25				RPI 26-50				RPI 51-100				RPI 101+ Team's RPI: 127			
RPI	S	Opponent	Score	RPI	S	Opponent	Score	RPI	S	Opponent	Score	RPI	S	Opponent	Score
14	A	Florida St.	36 79	28	A	Georgia	44 57	57	H	Chattanooga	67 44	121	A	Samford	63 60
								79	H	Saint Louis	60 68	138	H	Southern Ill.	52 55
								90	N	Charlotte	62 72	148	H	ETSU	53 55
												174	H	Col. of Charleston	66 58
												219	A	Furman	61 50
												270	H	Ga. Southern	62 50
												277	H	Jacksonville St.	46 39
												284	A	Tennessee Tech	63 47
												285	A	Kennesaw St.	72 61
												289	A	UNCG	86 78
												289	H	UNCG	81 47
												297	A	Florida A&M	54 50
												299	H	North Florida	68 54
												300	A	Western Caro.	92 88
												300	H	Western Caro.	63 42
												301	A	Wofford	70 61
												327	N	Howard	70 53
LAST 12 Division I GAMES:															
289	H	UNCG	81 47	121	A	Samford	63 60								
300	H	Western Caro.	63 42	300	A	Western Caro.	92 88								
219	A	Furman	61 50	289	A	UNCG	86 78								
301	A	Wofford	70 61	297	A	Florida A&M	54 50								
148	H	ETSU	53 55	299	H	North Florida	68 54								
57	H	Chattanooga	67 44	174	H	Col. of Charleston	66 58								

Non-Div I Games: Faulkner 86 33 Coastal Ga. 87 48

Mercer

Loss, Non-Conf, S Site, H Home A Away N Neutral

Average RPI Win:	158	WON-LOST	WINNING	LAST 10	STRENGTH OF	OPP. STRENGTH	TEAM	ADJ.	CONF.	ADJ CONF.
Average RPI Loss:	35	RECORD	PCT. RANK	GAMES	SCHEDULE	OF SCHEDULE	RPI	RPI	RPI	RPI
DIV. I ONLY	20- 4	19	7- 3	93	55	38	38	5	5	
DIV. I NON-CONF.	12- 1	9	1- 0	198	109	45	45	5	5	
TOTALS	RPI 1-25	RPI 26-50	W-L RECORDS	RPI 51-100	RPI 101-150	RPI 150+				
20- 4	0- 2	3- 1	OVERALL	3- 1	4- 0	10- 0				
12- 2	0- 1	2- 1	HOME	1- 0	2- 0	7- 0				
7- 1	0- 0	0- 0	AWAY	2- 1	2- 0	3- 0				
1- 1	0- 1	1- 0	NEUTRAL	0- 0	0- 0	0- 0				
12- 1	0- 1	1- 0	NON-CONFERENCE	2- 0	0- 0	9- 0				
8- 0	0- 0	0- 0	HOME	1- 0	0- 0	7- 0				
3- 0	0- 0	0- 0	AWAY	1- 0	0- 0	2- 0				
1- 1	0- 1	1- 0	NEUTRAL	0- 0	0- 0	0- 0				
8- 3	0- 1	2- 1	CONFERENCE	1- 1	4- 0	1- 0				
4- 2	0- 1	2- 1	HOME	0- 0	2- 0	0- 0				
4- 1	0- 0	0- 0	AWAY	1- 1	2- 0	1- 0				
0- 0	0- 0	0- 0	NEUTRAL	0- 0	0- 0	0- 0				

RPI 1-25				RPI 26-50				Team's RPI: 38				RPI 51-100				RPI 101+			
RPI	S	Opponent	Score	RPI	S	Opponent	Score	RPI	S	Opponent	Score	RPI	S	Opponent	Score	RPI	S	Opponent	Score
4	N	Baylor	81 88	27	H	Syracuse	51 57	90	A	Charlotte	77 70	103	A	Boston College	67 62				
14	H	Florida St.	58 69	40	H	North Carolina St.	73 44	92	A	Virginia Tech	57 45	106	A	North Carolina	76 61				
				41	H	Duke	61 53	96	A	Virginia	56 76	128	H	Wake Forest	71 60				
				42	N	Indiana	89 75	99	H	Wright St.	80 67	146	H	Pittsburgh	79 55				
												154	H	Illinois	73 64				
												155	A	Loyola Chicago	77 50				
												158	A	Old Dominion	61 35				
												176	H	Milwaukee	77 38				
												235	A	Clemson	83 49				
												248	H	Bethune-Cookman	55 47				
												253	H	Coppin St.	78 59				
												278	H	La Salle	86 58				
												306	H	FIU	83 55				
												317	H	UMass Lowell	84 53				
LAST 12 Division I GAMES:																			
				41	H	Duke	61 53	128	H	Wake Forest	71 60								
				103	A	Boston College	67 62	235	A	Clemson	83 49								
				27	H	Syracuse	51 57	146	H	Pittsburgh	79 55								
				92	A	Virginia Tech	57 45	96	A	Virginia	56 76								
				14	H	Florida St.	58 69	40	H	North Carolina St.	73 44								
				106	A	North Carolina	76 61	306	H	FIU	83 55								

Non-Div I Games:

Miami (FL)

■ Loss,
■ Non-Conf, S Site,
■ Home
■ Away
N Neutral

Average RPI Win:	260	WON-LOST	WINNING	LAST 10	STRENGTH OF	OPP. STRENGTH	TEAM	ADJ.	CONF.	ADJ CONF.
Average RPI Loss:	122	RECORD	PCT. RANK	GAMES	SCHEDULE	OF SCHEDULE	RPI	RPI	RPI	RPI
DIV. I ONLY	9- 12	208	3- 7	244	155	251	251	11	11	
DIV. I NON-CONF.	6- 5	146	1- 1	300	202	232	232	13	13	
TOTALS	RPI 1-25	RPI 26-50	W-L RECORDS	RPI 51-100	RPI 101-150	RPI 150+				
9- 12	0- 0	0- 0	OVERALL	0- 5	1- 4	8- 3				
7- 5	0- 0	0- 0	HOME	0- 1	1- 2	6- 2				
1- 7	0- 0	0- 0	AWAY	0- 4	0- 2	1- 1				
1- 0	0- 0	0- 0	NEUTRAL	0- 0	0- 0	1- 0				
6- 5	0- 0	0- 0	NON-CONFERENCE	0- 2	0- 1	6- 2				
4- 2	0- 0	0- 0	HOME	0- 0	0- 1	4- 1				
1- 3	0- 0	0- 0	AWAY	0- 2	0- 0	1- 1				
1- 0	0- 0	0- 0	NEUTRAL	0- 0	0- 0	1- 0				
3- 7	0- 0	0- 0	CONFERENCE	0- 3	1- 3	2- 1				
3- 3	0- 0	0- 0	HOME	0- 1	1- 1	2- 1				
0- 4	0- 0	0- 0	AWAY	0- 2	0- 2	0- 0				
0- 0	0- 0	0- 0	NEUTRAL	0- 0	0- 0	0- 0				

RPI	S	Opponent	Score	RPI	S	Opponent	Score	RPI	S	Opponent	Score	RPI	S	Opponent	Score	Team's RPI: 251
54	A	Ball St.	41	66	75	A	Michigan	55	97	107	A	Akron	65	77		
82	A	Central Mich.	54	77	109	H	Toledo	50	55	124	A	Western Mich.	66	80		
82	H	Central Mich.	58	72	133	H	Buffalo	69	58	145	H	Northern Ky.	57	71		
91	A	UT Martin	47	74	161	A	Fla. Atlantic	65	68	203	H	Oakland	65	54		
					206	A	Valparaiso	75	72	208	H	Eastern Ky.	72	77		
					231	H	Bowling Green	58	64	256	H	Northern Ill.	66	60		
					266	H	Austin Peay	75	60	298	H	Morehead St.	59	57		
					319	H	Evansville	91	85	325	N	LIU Brooklyn	68	49		
					331	H	Kent St.	55	52							
LAST 12 Division I GAMES:																
107	A	Akron	65	77	109	H	Toledo	50	55							
331	H	Kent St.	55	52	54	A	Ball St.	41	66							
82	A	Central Mich.	54	77	256	H	Northern Ill.	66	60							
133	H	Buffalo	69	58	231	H	Bowling Green	58	64							
82	H	Central Mich.	58	72	161	A	Fla. Atlantic	65	68							
124	A	Western Mich.	66	80	325	N	LIU Brooklyn	68	49							

Non-Div I Games:

Miami (OH)

■ Loss,
 ■ Non-Conf, S Site,
 ■ Home
 ■ Away
 N Neutral

Average RPI Win: 158		WON-LOST	WINNING	LAST 10	STRENGTH OF	OPP. STRENGTH	TEAM	ADJ.	CONF.	ADJ CONF.
Average RPI Loss: 41		RECORD	PCT. RANK	GAMES	SCHEDULE	OF SCHEDULE	RPI	RPI	RPI	RPI
DIV. I ONLY		13- 10	139	5- 5	21	59	75	75	4	4
DIV. I NON-CONF.		8- 3	77	0- 0	82	192	72	72	4	4
TOTALS		RPI 1-25	RPI 26-50	W-L RECORDS	RPI 51-100	RPI 101-150	RPI 150+			
13- 10	0- 4		1- 4	OVERALL	2- 1	2- 1	8- 0			
10- 5	0- 3		1- 1	HOME	1- 1	2- 0	6- 0			
3- 5	0- 1		0- 3	AWAY	1- 0	0- 1	2- 0			
0- 0	0- 0		0- 0	NEUTRAL	0- 0	0- 0	0- 0			
8- 3	0- 1		0- 1	NON-CONFERENCE	0- 0	2- 1	6- 0			
7- 1	0- 1		0- 0	HOME	0- 0	2- 0	5- 0			
1- 2	0- 0		0- 1	AWAY	0- 0	0- 1	1- 0			
0- 0	0- 0		0- 0	NEUTRAL	0- 0	0- 0	0- 0			
5- 7	0- 3		1- 3	CONFERENCE	2- 1	0- 0	2- 0			
3- 4	0- 2		1- 1	HOME	1- 1	0- 0	1- 0			
2- 3	0- 1		0- 2	AWAY	1- 0	0- 0	1- 0			
0- 0	0- 0		0- 0	NEUTRAL	0- 0	0- 0	0- 0			

RPI 1-25				RPI 26-50				RPI 51-100				Team's RPI: 75				RPI 101+			
RPI	S	Opponent	Score	RPI	S	Opponent	Score	RPI	S	Opponent	Score	RPI	S	Opponent	Score	RPI	S	Opponent	Score
5	H	Ohio St.	93 97	42	A	Indiana	69 77	73	H	Nebraska	81 93	111	A	Eastern Mich.	63 64				
10	H	UCLA	77 86	47	A	Princeton	57 74	86	A	Minnesota	93 86	135	H	Xavier	92 54				
11	H	Maryland	67 74	48	H	Purdue	63 65	86	H	Minnesota	92 76	146	H	Pittsburgh	82 45				
13	A	Michigan St.	64 85	50	A	Iowa	69 85					154	H	Illinois	96 83				
				50	H	Iowa	82 75					156	A	Penn St.	91 87				
												159	H	Oral Roberts	61 44				
												162	A	Detroit	88 61				
												214	H	Binghamton	90 62				
												223	H	Hartford	83 47				
												234	H	USC Upstate	119 61				
												251	H	Miami (OH)	97 55				
LAST 12 Division I GAMES:																			
154	H	Illinois	96 83	156	A	Penn St.	91 87												
13	A	Michigan St.	64 85	11	H	Maryland	67 74												
86	H	Minnesota	92 76	86	A	Minnesota	93 86												
50	A	Iowa	69 85	50	H	Iowa	82 75												
73	H	Nebraska	81 93	42	A	Indiana	69 77												
5	H	Ohio St.	93 97	48	H	Purdue	63 65												

Non-Div I Games:

Michigan

Loss, Non-Conf, S Site, H Home A Away N Neutral

Average RPI Win:	124	WON-LOST	WINNING	LAST 10	STRENGTH OF	OPP. STRENGTH	TEAM	ADJ.	CONF.	ADJ CONF.
Average RPI Loss:	16	RECORD	PCT. RANK	GAMES	SCHEDULE	OF SCHEDULE	RPI	RPI	RPI	RPI
DIV. I ONLY	18- 5	37	3- 1	46	10	13	13	4	4	
DIV. I NON-CONF.	9- 2	37	0- 0	70	42	33	33	4	4	
TOTALS	RPI 1-25	RPI 26-50	W-L RECORDS	RPI 51-100	RPI 101-150	RPI 150+				
18- 5	0- 4	5- 1	OVERALL	2- 0	3- 0	8- 0				
11- 1	0- 1	4- 0	HOME	2- 0	2- 0	3- 0				
6- 3	0- 2	1- 1	AWAY	0- 0	1- 0	4- 0				
1- 1	0- 1	0- 0	NEUTRAL	0- 0	0- 0	1- 0				
9- 2	0- 2	1- 0	NON-CONFERENCE	0- 0	1- 0	7- 0				
5- 1	0- 1	1- 0	HOME	0- 0	1- 0	3- 0				
3- 0	0- 0	0- 0	AWAY	0- 0	0- 0	3- 0				
1- 1	0- 1	0- 0	NEUTRAL	0- 0	0- 0	1- 0				
9- 3	0- 2	4- 1	CONFERENCE	2- 0	2- 0	1- 0				
6- 0	0- 0	3- 0	HOME	2- 0	1- 0	0- 0				
3- 3	0- 2	1- 1	AWAY	0- 0	1- 0	1- 0				
0- 0	0- 0	0- 0	NEUTRAL	0- 0	0- 0	0- 0				

RPI 1-25				Team's RPI: 13		RPI 26-50				RPI 51-100				RPI 101+			
RPI	S	Opponent	Score	RPI	S	Opponent	Score	RPI	S	Opponent	Score	RPI	S	Opponent	Score		
4	N	Baylor	76 84	28	H	Georgia	66 45	75	H	Michigan	85 64	124	H	Western Mich.	78 40		
5	A	Ohio St.	80 85	42	A	Indiana	65 81	85	H	Northwestern	74 51	141	A	Wisconsin	77 54		
11	A	Maryland	76 85	43	H	Rutgers	59 48					141	H	Wisconsin	77 67		
17	H	Louisville	78 85	48	H	Purdue	68 56					155	H	Loyola Chicago	76 47		
				50	A	Iowa	74 69					156	A	Penn St.	71 55		
				50	H	Iowa	80 73					162	H	Detroit	81 42		
												165	A	Davidson	73 44		
												194	A	Northeastern	77 51		
												199	H	Idaho St.	79 60		
												203	A	Oakland	82 62		
												207	N	Cincinnati	103 63		
LAST 12 Division I GAMES:																	
				11	A	Maryland	76 85	50	H	Iowa	80 73						
				50	A	Iowa	74 69	42	A	Indiana	65 81						
				75	H	Michigan	85 64	85	H	Northwestern	74 51						
				141	A	Wisconsin	77 54	156	A	Penn St.	71 55						
				48	H	Purdue	68 56	141	H	Wisconsin	77 67						
				43	H	Rutgers	59 48	5	A	Ohio St.	80 85						

Non-Div I Games:

Michigan St.

■ Loss,
■ Non-Conf,
■ S Site,
■ H Home
■ A Away
N Neutral

Average RPI Win:	187	WON-LOST	WINNING	LAST 10	STRENGTH OF	OPP. STRENGTH	TEAM	ADJ.	CONF.	ADJ CONF.
Average RPI Loss:	81	RECORD	PCT. RANK	GAMES	SCHEDULE	OF SCHEDULE	RPI	RPI	RPI	RPI
DIV. I ONLY	15- 7	81	8- 2	129	92	78	78	12	12	
DIV. I NON-CONF.	6- 5	146	0- 1	120	81	122	122	10	10	
TOTALS	RPI 1-25	RPI 26-50	W-L RECORDS	RPI 51-100	RPI 101-150	RPI 150+				
15- 7	0- 2	0- 1	OVERALL	3- 2	3- 1	9- 1				
7- 3	0- 1	0- 0	HOME	3- 1	2- 0	2- 1				
8- 3	0- 0	0- 1	AWAY	0- 0	1- 0	7- 0				
0- 1	0- 0	0- 0	NEUTRAL	0- 0	0- 1	0- 0				
6- 5	0- 1	0- 1	NON-CONFERENCE	1- 2	2- 1	3- 0				
3- 2	0- 1	0- 0	HOME	1- 1	1- 0	1- 0				
3- 2	0- 0	0- 1	AWAY	0- 1	1- 0	2- 0				
0- 1	0- 0	0- 0	NEUTRAL	0- 0	0- 1	0- 0				
9- 2	0- 1	0- 0	CONFERENCE	2- 0	1- 0	6- 1				
4- 1	0- 0	0- 0	HOME	2- 0	1- 0	1- 1				
5- 1	0- 1	0- 0	AWAY	0- 0	0- 0	5- 0				
0- 0	0- 0	0- 0	NEUTRAL	0- 0	0- 0	0- 0				

RPI 1-25				RPI 26-50				RPI 51-100 Team's RPI: 78				RPI 101+			
RPI	S	Opponent	Score	RPI	S	Opponent	Score	RPI	S	Opponent	Score	RPI	S	Opponent	Score
23	H	Kentucky	52 68	31	A	Ohio	49 72	56	H	Western Ky.	83 75	134	H	Marshall	65 54
25	A	UTEP	73 84					82	A	Central Mich.	59 81	135	A	Xavier	62 53
								87	H	Missouri St.	70 54	139	H	Ole Miss	84 75
								90	H	Charlotte	72 67	150	N	Alabama	46 64
								96	H	Virginia	66 70	158	H	Old Dominion	58 61
												161	A	Fla. Atlantic	83 73
												169	H	UAB	68 40
												200	A	North Texas	76 52
												229	A	UTSA	74 63
												243	A	Rice	61 60
												266	A	Austin Peay	86 55
												284	H	Tennessee Tech	69 53
												306	A	FIU	85 62
												313	A	Nevada	90 46
LAST 12 Division I GAMES:															
306	A	FIU	85 62	158	H	Old Dominion	58 61								
161	A	Fla. Atlantic	83 73	90	H	Charlotte	72 67								
56	H	Western Ky.	83 75	229	A	UTSA	74 63								
134	H	Marshall	65 54	25	A	UTEP	73 84								
243	A	Rice	61 60	169	H	UAB	68 40								
200	A	North Texas	76 52	31	A	Ohio	49 72								

Non-Div I Games:

Middle Tenn.

■ Loss,
 ■ Non-Conf, S Site,
 ■ Home
 ■ Away
 N Neutral

Average RPI Win: 252	WON-LOST	WINNING	LAST 10	STRENGTH OF	OPP. STRENGTH	TEAM	ADJ.	CONF.	ADJ CONF.
Average RPI Loss: 111	RECORD	PCT. RANK	GAMES	SCHEDULE	OF SCHEDULE	RPI	RPI	RPI	RPI
DIV. I ONLY	12- 9	128	7- 3	260	156	176	176	14	14
DIV. I NON-CONF.	6- 5	146	2- 0	346	196	271	271	15	15
TOTALS	RPI 1-25	RPI 26-50	W-L RECORDS	RPI 51-100	RPI 101-150	RPI 150+			
12- 9	0- 2	0- 1	OVERALL	1- 2	1- 1	10- 3			
6- 4	0- 1	0- 0	HOME	0- 1	0- 0	6- 2			
5- 5	0- 1	0- 1	AWAY	1- 1	1- 1	3- 1			
1- 0	0- 0	0- 0	NEUTRAL	0- 0	0- 0	1- 0			
6- 5	0- 0	0- 1	NON-CONFERENCE	0- 2	0- 0	6- 2			
3- 2	0- 0	0- 0	HOME	0- 1	0- 0	3- 1			
2- 3	0- 0	0- 1	AWAY	0- 1	0- 0	2- 1			
1- 0	0- 0	0- 0	NEUTRAL	0- 0	0- 0	1- 0			
6- 4	0- 2	0- 0	CONFERENCE	1- 0	1- 1	4- 1			
3- 2	0- 1	0- 0	HOME	0- 0	0- 0	3- 1			
3- 2	0- 1	0- 0	AWAY	1- 0	1- 1	1- 0			
0- 0	0- 0	0- 0	NEUTRAL	0- 0	0- 0	0- 0			

RPI 1-25				RPI 26-50				RPI 51-100				RPI 101+ Team's RPI: 176			
RPI	S	Opponent	Score	RPI	S	Opponent	Score	RPI	S	Opponent	Score	RPI	S	Opponent	Score
21	A	Green Bay	46 69	38	A	Miami (FL)	38 77	84	H	Marquette	81 101	123	A	Youngstown St.	67 69
21	H	Green Bay	42 63					85	A	Northwestern	44 69	145	A	Northern Ky.	86 60
								99	A	Wright St.	82 60	161	A	Fla. Atlantic	67 71
												162	H	Detroit	79 89
												203	H	Oakland	77 64
												206	H	Valparaiso	82 60
												222	H	Ill.-Chicago	54 53
												256	H	Northern Ill.	73 58
												278	N	La Salle	69 53
												302	A	Cleveland St.	62 46
												305	H	Denver	49 56
												307	H	UMKC	70 48
												332	H	IPFW	73 60
												338	A	Eastern Ill.	82 71
												339	A	Chicago St.	55 48
LAST 12 Division I GAMES:															
21	A	Green Bay	46 69	222	H	Ill.-Chicago	54 53	203	H	Oakland	77 64	302	A	Cleveland St.	62 46
162	H	Detroit	79 89	123	A	Youngstown St.	67 69	339	A	Chicago St.	55 48	21	H	Green Bay	42 63
145	A	Northern Ky.	86 60	332	H	IPFW	73 60								
99	A	Wright St.	82 60												
206	H	Valparaiso	82 60												

Non-Div I Games:

Milwaukee

■ Loss,
 ■ Non-Conf, S Site,
 ■ Home
 ■ Away
 N Neutral

Average RPI Win:	165	WON-LOST	WINNING	LAST 10	STRENGTH OF	OPP. STRENGTH	TEAM	ADJ.	CONF.	ADJ CONF.
Average RPI Loss:	75	RECORD	PCT. RANK	GAMES	SCHEDULE	OF SCHEDULE	RPI	RPI	RPI	RPI
DIV. I ONLY	16- 7	70	7- 3	169	26	86	86	4	4	
DIV. I NON-CONF.	8- 3	77	0- 0	253	172	142	142	4	4	
TOTALS	RPI 1-25	RPI 26-50	W-L RECORDS	RPI 51-100	RPI 101-150	RPI 150+				
16- 7	0- 0	2- 3	OVERALL	3- 3	3- 0	8- 1				
11- 2	0- 0	2- 0	HOME	2- 1	2- 0	5- 1				
4- 4	0- 0	0- 3	AWAY	1- 1	1- 0	2- 0				
1- 1	0- 0	0- 0	NEUTRAL	0- 1	0- 0	1- 0				
8- 3	0- 0	0- 1	NON-CONFERENCE	1- 1	2- 0	5- 1				
6- 1	0- 0	0- 0	HOME	1- 0	2- 0	3- 1				
1- 1	0- 0	0- 1	AWAY	0- 0	0- 0	1- 0				
1- 1	0- 0	0- 0	NEUTRAL	0- 1	0- 0	1- 0				
8- 4	0- 0	2- 2	CONFERENCE	2- 2	1- 0	3- 0				
5- 1	0- 0	2- 0	HOME	1- 1	0- 0	2- 0				
3- 3	0- 0	0- 2	AWAY	1- 1	1- 0	1- 0				
0- 0	0- 0	0- 0	NEUTRAL	0- 0	0- 0	0- 0				

RPI S	Opponent	Score	RPI S	Opponent	Score	RPI S	Opponent	Score	RPI S	Opponent	Score
41	A Duke	64 84	42	H Indiana	78 76	55	N Auburn	79 81	119	H Memphis	70 60
43	A Rutgers	55 66	43	H Rutgers	85 72	75	A Michigan	76 92	126	H North Dakota	57 47
48	A Purdue	72 84	48	A Purdue	72 84	75	H Michigan	86 93	141	A Wisconsin	84 77
						85	A Northwestern	112 106	154	A Illinois	106 75
						85	H Northwestern	95 92	154	H Illinois	82 77
						88	H Maine	91 64	156	H Penn St.	98 85
									178	N Stetson	72 69
									187	H New Mexico	53 72
									290	H Towson	105 86
									301	H Wofford	98 54
									331	A Kent St.	85 73
									341	H NJIT	83 50
LAST 12 Division I GAMES:											
85	A Northwestern	112 106	42	H Indiana	78 76						
43	H Rutgers	85 72	48	A Purdue	72 84						
75	A Michigan	76 92	75	H Michigan	86 93						
154	H Illinois	82 77	154	A Illinois	106 75						
141	A Wisconsin	84 77	156	H Penn St.	98 85						
85	H Northwestern	95 92	43	A Rutgers	55 66						

Non-Div I Games:

Minnesota

Mississippi St.

Through Games Of Feb. 9, 2016

Average RPI Win:	153	WON-LOST	WINNING	LAST 10	STRENGTH OF	OPP. STRENGTH	TEAM	ADJ.	CONF.	ADJ CONF.
Average RPI Loss:	18	RECORD	PCT. RANK	GAMES	SCHEDULE	OF SCHEDULE	RPI	RPI	RPI	RPI
DIV. I ONLY	21- 4	18	7- 3	71	67	22	22	2	2	
DIV. I NON-CONF.	13- 1	8	1- 0	207	244	46	46	2	2	
TOTALS	RPI 1-25	RPI 26-50	W-L RECORDS	RPI 51-100	RPI 101-150	RPI 150+				
21- 4	2- 2	2- 2	OVERALL	2- 0	7- 0	8- 0				
13- 1	1- 1	1- 0	HOME	1- 0	4- 0	6- 0				
4- 3	1- 1	0- 2	AWAY	0- 0	2- 0	1- 0				
4- 0	0- 0	1- 0	NEUTRAL	1- 0	1- 0	1- 0				
13- 1	0- 1	1- 0	NON-CONFERENCE	1- 0	3- 0	8- 0				
8- 0	0- 0	0- 0	HOME	0- 0	2- 0	6- 0				
1- 1	0- 1	0- 0	AWAY	0- 0	0- 0	1- 0				
4- 0	0- 0	1- 0	NEUTRAL	1- 0	1- 0	1- 0				
8- 3	2- 1	1- 2	CONFERENCE	1- 0	4- 0	0- 0				
5- 1	1- 1	1- 0	HOME	1- 0	2- 0	0- 0				
3- 2	1- 0	0- 2	AWAY	0- 0	2- 0	0- 0				
0- 0	0- 0	0- 0	NEUTRAL	0- 0	0- 0	0- 0				

RPI 1-25				RPI 26-50				RPI 51-100				RPI 101+			
RPI	S	Opponent	Score	RPI	S	Opponent	Score	RPI	S	Opponent	Score	RPI	S	Opponent	Score
3	H	South Carolina	51 57	28	A	Georgia	43 47	55	H	Auburn	60 45	118	A	LSU	71 52
9	A	Texas	47 53	33	A	Missouri	54 66	72	N	FGCU	65 60	121	H	Samford	68 47
15	H	Tennessee	65 63	33	H	Missouri	52 42					124	N	Western Mich.	90 68
20	A	Florida	76 70	39	N	South Fla.	68 58					130	A	Arkansas	65 55
												130	H	Arkansas	80 55
												136	H	Southern Miss.	78 65
												139	H	Ole Miss	79 51
												157	N	SMU	72 70
												166	A	Louisiana Tech	93 63
												230	H	Grambling	107 43
												241	H	Tennessee St.	82 54
												294	H	Savannah St.	92 25
												304	H	Southeastern La.	81 41
												346	H	Norfolk St.	92 34
												348	H	Mississippi Val.	109 37
LAST 12 Division I GAMES:															
				33	H	Missouri	52 42	139	H	Ole Miss	79 51				
				118	A	LSU	71 52	33	A	Missouri	54 66				
				130	A	Arkansas	65 55	130	H	Arkansas	80 55				
				15	H	Tennessee	65 63	55	H	Auburn	60 45				
				3	H	South Carolina	51 57	20	A	Florida	76 70				
				28	A	Georgia	43 47	39	N	South Fla.	68 58				

Non-Div I Games:

Mississippi St.

■ Loss,
 ■ Non-Conf, S Site,
 ■ Home
 ■ Away
 N Neutral

Average RPI Win:	336	WON-LOST	WINNING	LAST 10	STRENGTH OF	OPP. STRENGTH	TEAM	ADJ.	CONF.	ADJ CONF.
Average RPI Loss:	218	RECORD	PCT. RANK	GAMES	SCHEDULE	OF SCHEDULE	RPI	RPI	RPI	RPI
DIV. I ONLY	1- 18	348	0- 10	319	322	348	348	32	32	
DIV. I NON-CONF.	0- 8	338	0- 1	146	79	317	317	31	31	
TOTALS	RPI 1-25	RPI 26-50	W-L RECORDS	RPI 51-100	RPI 101-150	RPI 150+				
1- 18	0- 1	0- 0	OVERALL	0- 1	0- 4	1- 12				
1- 6	0- 0	0- 0	HOME	0- 0	0- 0	1- 6				
0- 11	0- 1	0- 0	AWAY	0- 1	0- 4	0- 5				
0- 1	0- 0	0- 0	NEUTRAL	0- 0	0- 0	0- 1				
0- 8	0- 1	0- 0	NON-CONFERENCE	0- 1	0- 4	0- 2				
0- 0	0- 0	0- 0	HOME	0- 0	0- 0	0- 0				
0- 7	0- 1	0- 0	AWAY	0- 1	0- 4	0- 1				
0- 1	0- 0	0- 0	NEUTRAL	0- 0	0- 0	0- 1				
1- 10	0- 0	0- 0	CONFERENCE	0- 0	0- 0	1- 10				
1- 6	0- 0	0- 0	HOME	0- 0	0- 0	1- 6				
0- 4	0- 0	0- 0	AWAY	0- 0	0- 0	0- 4				
0- 0	0- 0	0- 0	NEUTRAL	0- 0	0- 0	0- 0				

RPI 1-25				RPI 26-50				RPI 51-100				RPI 101+				Team's RPI: 348	
RPI	S	Opponent	Score	RPI	S	Opponent	Score	RPI	S	Opponent	Score	RPI	S	Opponent	Score		
22	A	Mississippi St.	37 109					58	A	Vanderbilt	39 89	130	A	Arkansas	46 86		
												136	A	Southern Miss.	55 71		
												139	A	Ole Miss	61 97		
												150	A	Alabama	35 98		
												169	A	UAB	33 80		
												177	H	Southern U.	36 99		
												230	H	Grambling	52 65		
												236	A	Texas Southern	38 76		
												272	A	Prairie View	57 80		
												282	A	Alabama St.	50 100		
												282	H	Alabama St.	51 79		
												309	N	Nicholls St.	54 63		
												318	H	Alcorn	66 81		
												329	H	Jackson St.	46 72		
												336	H	Ark.-Pine Bluff	62 60		
												345	A	Alabama A&M	68 79		
												345	H	Alabama A&M	74 84		
LAST 12 Division I GAMES:																	
345	H	Alabama A&M	74 84	177	H	Southern U.	36 99										
282	H	Alabama St.	51 79	318	H	Alcorn	66 81										
230	H	Grambling	52 65	345	A	Alabama A&M	68 79										
329	H	Jackson St.	46 72	282	A	Alabama St.	50 100										
272	A	Prairie View	57 80	336	H	Ark.-Pine Bluff	62 60										
236	A	Texas Southern	38 76	130	A	Arkansas	46 86										

Non-Div I Games:	Philander Smith	64	53	Blue Mountain	72	67
------------------	-----------------	----	----	---------------	----	----

Mississippi Val.

Loss, Non-Conf, S Site, H Home A Away N Neutral

Average RPI Win:	153	WON-LOST	WINNING	LAST 10	STRENGTH OF	OPP. STRENGTH	TEAM	ADJ.	CONF.	ADJ CONF.
Average RPI Loss:	36	RECORD	PCT. RANK	GAMES	SCHEDULE	OF SCHEDULE	RPI	RPI	RPI	RPI
DIV. I ONLY	18- 6	45	5- 5	62	33	33	33	2	2	
DIV. I NON-CONF.	13- 0	1	1- 0	240	136	31	31	2	2	
TOTALS	RPI 1-25	RPI 26-50	W-L RECORDS	RPI 51-100	RPI 101-150	RPI 150+				
18- 6	2- 4	2- 1	OVERALL	2- 0	3- 1	9- 0				
11- 2	2- 1	0- 1	HOME	1- 0	2- 0	6- 0				
6- 4	0- 1	2- 0	AWAY	1- 0	1- 0	2- 0				
1- 0	0- 0	0- 0	NEUTRAL	0- 0	0- 0	1- 0				
13- 0	0- 0	1- 0	NON-CONFERENCE	2- 0	1- 0	9- 0				
8- 0	0- 0	0- 0	HOME	1- 0	1- 0	6- 0				
4- 0	0- 0	1- 0	AWAY	1- 0	0- 0	2- 0				
1- 0	0- 0	0- 0	NEUTRAL	0- 0	0- 0	1- 0				
5- 6	2- 4	1- 1	CONFERENCE	0- 0	2- 1	0- 0				
3- 2	2- 1	0- 1	HOME	0- 0	1- 0	0- 0				
2- 4	0- 3	1- 0	AWAY	0- 0	1- 1	0- 0				
0- 0	0- 0	0- 0	NEUTRAL	0- 0	0- 0	0- 0				

RPI 1-25				RPI 26-50				Team's RPI: 33	RPI 51-100				RPI 101+			
RPI	S	Opponent	Score	RPI	S	Opponent	Score		RPI	S	Opponent	Score	RPI	S	Opponent	Score
3	A	South Carolina	58 83	28	A	Georgia	54 48		87	A	Missouri St.	71 55	118	H	LSU	52 46
15	H	Tennessee	55 71	28	H	Georgia	50 65		90	H	Charlotte	88 71	128	H	Wake Forest	94 81
18	A	Texas A&M	77 81	49	A	St. Mary's (CA)	95 78						130	A	Arkansas	52 64
20	H	Florida	79 64										139	A	Ole Miss	60 46
22	A	Mississippi St.	42 52										152	H	SIUE	75 46
22	H	Mississippi St.	66 54										179	A	Colorado	79 75
													194	N	Northeastern	69 56
													198	H	Southeast Mo. St.	74 32
													201	H	Texas St.	82 56
													244	H	Loyola Marymount	80 48
													273	H	Lamar	91 57
													292	A	Wichita St.	57 37
													336	H	Ark.-Pine Bluff	85 34
LAST 12 Division I GAMES:																
22	A	Mississippi St.	42 52	130	A	Arkansas	52 64									
28	H	Georgia	50 65	22	H	Mississippi St.	66 54									
139	A	Ole Miss	60 46	3	A	South Carolina	58 83									
118	H	LSU	52 46	28	A	Georgia	54 48									
20	H	Florida	79 64	15	H	Tennessee	55 71									
18	A	Texas A&M	77 81	90	H	Charlotte	88 71									

Non-Div I Games:

Missouri

Average RPI Win:	208	WON-LOST	WINNING	LAST 10	STRENGTH OF	OPP. STRENGTH	TEAM	ADJ.	CONF.	ADJ CONF.
Average RPI Loss:	68	RECORD	PCT. RANK	GAMES	SCHEDULE	OF SCHEDULE	RPI	RPI	RPI	RPI
DIV. I ONLY	14- 8	102	7- 3	103	128	87	87	21	21	
DIV. I NON-CONF.	6- 5	146	1- 0	29	36	80	80	17	17	
TOTALS	RPI 1-25	RPI 26-50	W-L RECORDS	RPI 51-100	RPI 101-150	RPI 150+				
14- 8	0- 2	0- 1	OVERALL	0- 4	4- 1	10- 0				
4- 4	0- 1	0- 1	HOME	0- 1	1- 1	3- 0				
9- 2	0- 0	0- 0	AWAY	0- 2	3- 0	6- 0				
1- 2	0- 1	0- 0	NEUTRAL	0- 1	0- 0	1- 0				
6- 5	0- 2	0- 1	NON-CONFERENCE	0- 2	2- 0	4- 0				
2- 2	0- 1	0- 1	HOME	0- 0	0- 0	2- 0				
3- 1	0- 0	0- 0	AWAY	0- 1	2- 0	1- 0				
1- 2	0- 1	0- 0	NEUTRAL	0- 1	0- 0	1- 0				
8- 3	0- 0	0- 0	CONFERENCE	0- 2	2- 1	6- 0				
2- 2	0- 0	0- 0	HOME	0- 1	1- 1	1- 0				
6- 1	0- 0	0- 0	AWAY	0- 1	1- 0	5- 0				
0- 0	0- 0	0- 0	NEUTRAL	0- 0	0- 0	0- 0				

RPI 1-25				RPI 26-50				RPI 51-100 Team's RPI: 87				RPI 101+			
RPI	S	Opponent	Score	RPI	S	Opponent	Score	RPI	S	Opponent	Score	RPI	S	Opponent	Score
6	N	Stanford	65 82	33	H	Missouri	55 71	78	A	Middle Tenn.	54 70	130	A	Arkansas	69 54
16	H	Oklahoma St.	55 74					88	N	Maine	65 69	131	A	UNI	78 75
								97	A	Drake	72 95	131	H	UNI	60 65
								97	H	Drake	75 82	138	H	Southern Ill.	82 77
												139	A	Ole Miss	91 78
												155	A	Loyola Chicago	73 62
												159	H	Oral Roberts	72 64
												171	A	Little Rock	64 58
												185	N	Marist	77 45
												208	H	Eastern Ky.	87 63
												247	A	Indiana St.	59 51
												292	A	Wichita St.	77 57
												315	A	Bradley	55 44
												316	A	Illinois St.	73 51
												319	H	Evansville	77 70
LAST 12 Division I GAMES:															
		97	A	Drake			72 95			315	A	Bradley			55 44
		131	A	UNI			78 75			131	H	UNI			60 65
		292	A	Wichita St.			77 57			97	H	Drake			75 82
		138	H	Southern Ill.			82 77			247	A	Indiana St.			59 51
		319	H	Evansville			77 70			316	A	Illinois St.			73 51
		155	A	Loyola Chicago			73 62			171	A	Little Rock			64 58

Non-Div I Games: MidAmerica Naz. 88 61

Missouri St.

■ Loss,
 ■ Non-Conf,
 ■ S Site,
 ■ Home
 ■ A Away
 N Neutral

Average RPI Win: 246	WON-LOST	WINNING	LAST 10	STRENGTH OF	OPP. STRENGTH	TEAM	ADJ.	CONF.	ADJ CONF.
Average RPI Loss: 193	RECORD	PCT. RANK	GAMES	SCHEDULE	OF SCHEDULE	RPI	RPI	RPI	RPI
DIV. I ONLY	8- 15	251	4- 6	279	293	286	286	23	23
DIV. I NON-CONF.	2- 7	280	0- 0	316	328	334	334	24	24
TOTALS	RPI 1-25	RPI 26-50	W-L RECORDS	RPI 51-100	RPI 101-150	RPI 150+			
8- 15	0- 0	0- 1	OVERALL	0- 0	1- 4	7- 10			
6- 6	0- 0	0- 0	HOME	0- 0	1- 2	5- 4			
2- 9	0- 0	0- 1	AWAY	0- 0	0- 2	2- 6			
0- 0	0- 0	0- 0	NEUTRAL	0- 0	0- 0	0- 0			
2- 7	0- 0	0- 1	NON-CONFERENCE	0- 0	0- 1	2- 5			
1- 3	0- 0	0- 0	HOME	0- 0	0- 1	1- 2			
1- 4	0- 0	0- 1	AWAY	0- 0	0- 0	1- 3			
0- 0	0- 0	0- 0	NEUTRAL	0- 0	0- 0	0- 0			
6- 8	0- 0	0- 0	CONFERENCE	0- 0	1- 3	5- 5			
5- 3	0- 0	0- 0	HOME	0- 0	1- 1	4- 2			
1- 5	0- 0	0- 0	AWAY	0- 0	0- 2	1- 3			
0- 0	0- 0	0- 0	NEUTRAL	0- 0	0- 0	0- 0			

RPI 1-25				RPI 26-50				RPI 51-100				RPI 101+ Team's RPI: 286			
RPI	S	Opponent	Score	RPI	S	Opponent	Score	RPI	S	Opponent	Score	RPI	S	Opponent	Score
				47	A	Princeton	70 81					111	H	Eastern Mich.	68 78
												115	A	Quinnipiac	58 85
												115	H	Quinnipiac	63 60
												116	A	Iona	56 68
												116	H	Iona	49 64
												185	A	Marist	55 78
												185	H	Marist	60 52
												186	H	Robert Morris	47 60
												202	A	Lehigh	88 95
												209	H	Fairfield	60 68
												216	H	Canisius	79 75
												217	A	Siena	54 64
												217	H	Siena	63 69
												224	H	Manhattan	72 62
												250	A	Providence	59 71
												278	H	La Salle	50 65
												288	H	Niagara	83 60
												291	A	Rider	87 75
												308	A	Colgate	86 80
												312	A	Fairleigh Dickinson	75 81
												334	A	Saint Peter's	62 67
												344	H	St. Francis Brooklyn	63 54
LAST 12 Division I GAMES:															
				216	H	Canisius	79 75					291	A	Rider	87 75
				116	A	Iona	56 68					185	A	Marist	55 78
				224	H	Manhattan	72 62					217	A	Siena	54 64
				209	H	Fairfield	60 68					185	H	Marist	60 52
				115	A	Quinnipiac	58 85					334	A	Saint Peter's	62 67
				116	H	Iona	49 64					115	H	Quinnipiac	63 60

Non-Div I Games:

Monmouth

■ Loss,
■ Non-Conf,
■ S Site,
■ H Home
■ A Away
N Neutral

Montana

Through Games Of Feb. 9, 2016

Average RPI Win:	236	WON-LOST	WINNING	LAST 10	STRENGTH OF	OPP. STRENGTH	TEAM	ADJ.	CONF.	ADJ CONF.
Average RPI Loss:	175	RECORD	PCT. RANK	GAMES	SCHEDULE	OF SCHEDULE	RPI	RPI	RPI	RPI
DIV. I ONLY	12- 9	128	5- 5	312	189	225	225	20	20	
DIV. I NON-CONF.	6- 4	125	1- 0	260	243	193	193	21	21	
TOTALS	RPI 1-25	RPI 26-50	W-L RECORDS	RPI 51-100	RPI 101-150	RPI 150+				
12- 9	0- 0	0- 0	OVERALL	1- 1	1- 2	10- 6				
10- 2	0- 0	0- 0	HOME	0- 0	1- 1	9- 1				
1- 7	0- 0	0- 0	AWAY	0- 1	0- 1	1- 5				
1- 0	0- 0	0- 0	NEUTRAL	1- 0	0- 0	0- 0				
6- 4	0- 0	0- 0	NON-CONFERENCE	1- 1	1- 0	4- 3				
5- 1	0- 0	0- 0	HOME	0- 0	1- 0	4- 1				
0- 3	0- 0	0- 0	AWAY	0- 1	0- 0	0- 2				
1- 0	0- 0	0- 0	NEUTRAL	1- 0	0- 0	0- 0				
6- 5	0- 0	0- 0	CONFERENCE	0- 0	0- 2	6- 3				
5- 1	0- 0	0- 0	HOME	0- 0	0- 1	5- 0				
1- 4	0- 0	0- 0	AWAY	0- 0	0- 1	1- 3				
0- 0	0- 0	0- 0	NEUTRAL	0- 0	0- 0	0- 0				

RPI 1-25			RPI 26-50			RPI 51-100			RPI 101+			Team's RPI: 225
RPI	S	Opponent	Score	RPI	S	Opponent	Score	RPI	S	Opponent	Score	
						62 A Colorado St.	43 75	126 H North Dakota			59 61	
						83 N Drexel	58 50	137 A Idaho			61 78	
								140 H Pacific			64 54	
								160 A Montana St.			52 61	
								161 H Fla. Atlantic			83 69	
								168 H Northern Colo.			58 46	
								184 A Eastern Wash.			65 67	
								202 A Lehigh			53 80	
								205 A Sacramento St.			75 83	
								205 H Sacramento St.			90 83	
								221 H Utah St.			86 70	
								249 H Seattle			44 58	
								252 A Wyoming			61 68	
								260 H Northern Ariz.			81 58	
								281 H Portland			90 67	
								322 A Portland St.			79 58	
								322 H Portland St.			76 57	
								330 H Southern Utah			66 60	
								340 H Cal St. Fullerton			86 51	
LAST 12 Division I GAMES:												
322	H	Portland St.	76 57	168	H	Northern Colo.	58 46					
205	H	Sacramento St.	90 83	205	A	Sacramento St.	75 83					
160	A	Montana St.	52 61	322	A	Portland St.	79 58					
184	A	Eastern Wash.	65 67	330	H	Southern Utah	66 60					
137	A	Idaho	61 78	260	H	Northern Ariz.	81 58					
126	H	North Dakota	59 61	221	H	Utah St.	86 70					

Non-Div I Games: Mont. St.-Northern 80 32

Montana

Loss, Non-Conf, S Site, H Home A Away N Neutral

Average RPI Win:	253	WON-LOST	WINNING	LAST 10	STRENGTH OF	OPP. STRENGTH	TEAM	ADJ.	CONF.	ADJ CONF.
Average RPI Loss:	156	RECORD	PCT. RANK	GAMES	SCHEDULE	OF SCHEDULE	RPI	RPI	RPI	RPI
DIV. I ONLY	15- 5	45	9- 1	337	184	160	160	20	20	
DIV. I NON-CONF.	5- 4	138	0- 0	336	250	241	241	21	21	
TOTALS	RPI 1-25	RPI 26-50	W-L RECORDS	RPI 51-100	RPI 101-150	RPI 150+				
15- 5	0- 0	0- 0	OVERALL	0- 2	2- 0	13- 3				
9- 1	0- 0	0- 0	HOME	0- 1	1- 0	8- 0				
5- 4	0- 0	0- 0	AWAY	0- 1	1- 0	4- 3				
1- 0	0- 0	0- 0	NEUTRAL	0- 0	0- 0	1- 0				
5- 4	0- 0	0- 0	NON-CONFERENCE	0- 2	0- 0	5- 2				
2- 1	0- 0	0- 0	HOME	0- 1	0- 0	2- 0				
2- 3	0- 0	0- 0	AWAY	0- 1	0- 0	2- 2				
1- 0	0- 0	0- 0	NEUTRAL	0- 0	0- 0	1- 0				
10- 1	0- 0	0- 0	CONFERENCE	0- 0	2- 0	8- 1				
7- 0	0- 0	0- 0	HOME	0- 0	1- 0	6- 0				
3- 1	0- 0	0- 0	AWAY	0- 0	1- 0	2- 1				
0- 0	0- 0	0- 0	NEUTRAL	0- 0	0- 0	0- 0				

RPI S	Opponent	Score	RPI S	Opponent	Score	RPI S	Opponent	Score	RPI S	Opponent	Score	Team's RPI: 160
						65	H San Diego	49 62	126	H North Dakota	69 61	
						89	A Gonzaga	52 65	137	A Idaho	62 59	
									168	H Northern Colo.	66 58	
									184	A Eastern Wash.	69 81	
									192	A Cal Poly	57 66	
									205	A Sacramento St.	80 79	
									205	H Sacramento St.	116 99	
									225	H Montana	61 52	
									249	A Seattle	80 51	
									252	A Wyoming	69 75	
									260	H Northern Ariz.	86 77	
									281	H Portland	86 57	
									313	A Nevada	66 53	
									319	N Evansville	81 55	
									322	A Portland St.	106 59	
									322	H Portland St.	74 64	
									330	H Southern Utah	86 59	
									340	H Cal St. Fullerton	89 66	
LAST 12 Division I GAMES:												
205	H	Sacramento St.	116	99	126	H	North Dakota	69	61			
322	H	Portland St.	74	64	322	A	Portland St.	106	59			
225	H	Montana	61	52	205	A	Sacramento St.	80	79			
137	A	Idaho	62	59	260	H	Northern Ariz.	86	77			
184	A	Eastern Wash.	69	81	330	H	Southern Utah	86	59			
168	H	Northern Colo.	66	58	252	A	Wyoming	69	75			

Non-Div I Games: Montana Western 74 36 Carroll (MT) 74 34

Montana St.

Loss, Non-Conf, S Site, H Home A Away N Neutral

Average RPI Win:	304	WON-LOST	WINNING	LAST 10	STRENGTH OF	OPP. STRENGTH	TEAM	ADJ.	CONF.	ADJ CONF.
Average RPI Loss:	186	RECORD	PCT. RANK	GAMES	SCHEDULE	OF SCHEDULE	RPI	RPI	RPI	RPI
DIV. I ONLY	7- 16	272	3- 7	305	287	298	298	24	24	
DIV. I NON-CONF.	4- 8	234	0- 1	278	320	272	272	23	23	
TOTALS	RPI 1-25	RPI 26-50	W-L RECORDS	RPI 51-100	RPI 101-150	RPI 150+				
7- 16	0- 1	0- 1	OVERALL	0- 1	0- 3	7- 10				
4- 5	0- 0	0- 0	HOME	0- 1	0- 1	4- 3				
3- 11	0- 0	0- 0	AWAY	0- 0	0- 0	3- 0				
0- 0	0- 0	0- 0	NEUTRAL	0- 0	0- 0	0- 0				
4- 8	0- 1	0- 1	NON-CONFERENCE	0- 0	0- 2	4- 4				
2- 2	0- 0	0- 0	HOME	0- 0	0- 1	2- 1				
2- 6	0- 1	0- 1	AWAY	0- 0	0- 1	2- 3				
0- 0	0- 0	0- 0	NEUTRAL	0- 0	0- 0	0- 0				
3- 8	0- 0	0- 0	CONFERENCE	0- 1	0- 1	3- 6				
2- 3	0- 0	0- 0	HOME	0- 1	0- 0	2- 2				
1- 5	0- 0	0- 0	AWAY	0- 0	0- 1	1- 4				
0- 0	0- 0	0- 0	NEUTRAL	0- 0	0- 0	0- 0				

RPI 1-25				RPI 26-50				RPI 51-100				RPI 101+ Team's RPI: 298			
RPI	S	Opponent	Score	RPI	S	Opponent	Score	RPI	S	Opponent	Score	RPI	S	Opponent	Score
23	A	Kentucky	57 112	36	A	West Virginia	56 94	91	H	UT Martin	67 85	110	A	Belmont	71 99
												134	H	Marshall	101 104
												138	A	Southern Ill.	69 102
												152	A	SIUE	81 90
												198	H	Southeast Mo. St.	79 89
												208	A	Eastern Ky.	93 100
												234	H	USC Upstate	72 86
												241	A	Tennessee St.	76 78
												251	A	Miami (OH)	57 59
												263	A	Georgia St.	99 90
												266	H	Austin Peay	75 96
												267	A	UC Santa Barbara	78 93
												277	H	Jacksonville St.	67 63
												284	H	Tennessee Tech	75 71
												285	H	Kennesaw St.	83 77
												293	A	Murray St.	79 83
												333	A	Lipscomb	92 77
												338	A	Eastern Ill.	85 77
												339	A	Chicago St.	71 75
												345	H	Alabama A&M	112 69
LAST 12 Division I GAMES:															
241	A	Tennessee St.	76 78	338	A	Eastern Ill.	85 77								
110	A	Belmont	71 99	152	A	SIUE	81 90								
208	A	Eastern Ky.	93 100	91	H	UT Martin	67 85								
284	H	Tennessee Tech	75 71	198	H	Southeast Mo. St.	79 89								
277	H	Jacksonville St.	67 63	293	A	Murray St.	79 83								
266	H	Austin Peay	75 96	267	A	UC Santa Barbara	78 93								

Non-Div I Games: Ky. Christian 121 91 Mt. St. Joseph 117 53

Morehead St.

■ Loss,
 ■ Non-Conf,
 ■ S Site,
 ■ Home
 ■ A Away
 N Neutral

Average RPI Win:	284	WON-LOST	WINNING	LAST 10	STRENGTH OF	OPP. STRENGTH	TEAM	ADJ.	CONF.	ADJ CONF.
Average RPI Loss:	150	RECORD	PCT. RANK	GAMES	SCHEDULE	OF SCHEDULE	RPI	RPI	RPI	RPI
DIV. I ONLY	9- 12	208	8- 2	174	331	218	218	30	30	
DIV. I NON-CONF.	1- 10	330	1- 3	16	304	247	247	30	30	
TOTALS	RPI 1-25	RPI 26-50	W-L RECORDS	RPI 51-100	RPI 101-150	RPI 150+				
9- 12	0- 0	0- 1	OVERALL	1- 3	0- 2	8- 6				
5- 3	0- 0	0- 0	HOME	1- 0	0- 0	4- 3				
4- 7	0- 0	0- 0	AWAY	0- 0	0- 0	4- 1				
0- 2	0- 0	0- 0	NEUTRAL	0- 1	0- 0	0- 1				
1- 10	0- 0	0- 1	NON-CONFERENCE	1- 3	0- 2	0- 4				
1- 2	0- 0	0- 0	HOME	1- 0	0- 0	0- 2				
0- 6	0- 0	0- 1	AWAY	0- 2	0- 2	0- 1				
0- 2	0- 0	0- 0	NEUTRAL	0- 1	0- 0	0- 1				
8- 2	0- 0	0- 0	CONFERENCE	0- 0	0- 0	8- 2				
4- 1	0- 0	0- 0	HOME	0- 0	0- 0	4- 1				
4- 1	0- 0	0- 0	AWAY	0- 0	0- 0	4- 1				
0- 0	0- 0	0- 0	NEUTRAL	0- 0	0- 0	0- 0				

RPI S	Opponent	Score	RPI S	Opponent	Score	RPI S	Opponent	Score	RPI S	Opponent	Score	Team's RPI: 218
27	A Syracuse	61 90	53	A James Madison	31 92	112	A Stony Brook	42 46				
			62	N Colorado St.	36 54	147	A Brown	45 72				
			92	A Virginia Tech	33 73	167	H Hampton	51 65				
			100	H Bucknell	64 50	183	H UMBC	46 65				
						186	A Robert Morris	44 76				
						217	N Siena	46 69				
						248	A Bethune-Cookman	48 63				
						253	H Coppin St.	72 51				
						294	A Savannah St.	66 60				
						297	A Florida A&M	67 62				
						303	H Delaware St.	56 49				
						307	H UMKC	50 59				
						313	A South Carolina St.	62 56				
						320	A UMES	77 69				
						327	H Howard	78 66				
						346	H Norfolk St.	67 58				
LAST 12 Division I GAMES:												
313	A South Carolina St.	62 56	320	A UMES	77 69							
294	A Savannah St.	66 60	303	H Delaware St.	56 49							
253	H Coppin St.	72 51	307	H UMKC	50 59							
327	H Howard	78 66	100	H Bucknell	64 50							
248	A Bethune-Cookman	48 63	112	A Stony Brook	42 46							
297	A Florida A&M	67 62	183	H UMBC	46 65							

Non-Div I Games: Washington Adventis74 36

Morgan St.

■ Loss,
 ■ Non-Conf,
 ■ S Site,
 ■ Home
 ■ A Away
 N Neutral

Mt. St. Mary's

Through Games Of Feb. 9, 2016

Average RPI Win:	321	WON-LOST	WINNING	LAST 10	STRENGTH OF	OPP. STRENGTH	TEAM	ADJ.	CONF.	ADJ CONF.
Average RPI Loss:	236	RECORD	PCT. RANK	GAMES	SCHEDULE	OF SCHEDULE	RPI	RPI	RPI	RPI
DIV. I ONLY	6- 17	289	3- 7	336	347	337	337	31	31	
DIV. I NON-CONF.	2- 9	296	0- 0	319	325	332	332	32	32	
TOTALS	RPI 1-25	RPI 26-50	W-L RECORDS	RPI 51-100	RPI 101-150	RPI 150+				
6- 17	0- 0	0- 0	OVERALL	0- 2	0- 1	6- 14				
3- 7	0- 0	0- 0	HOME	0- 0	0- 0	3- 7				
3- 10	0- 0	0- 0	AWAY	0- 0	0- 0	3- 3				
0- 0	0- 0	0- 0	NEUTRAL	0- 0	0- 0	0- 0				
2- 9	0- 0	0- 0	NON-CONFERENCE	0- 2	0- 1	2- 6				
0- 4	0- 0	0- 0	HOME	0- 0	0- 0	0- 4				
2- 5	0- 0	0- 0	AWAY	0- 2	0- 1	2- 2				
0- 0	0- 0	0- 0	NEUTRAL	0- 0	0- 0	0- 0				
4- 8	0- 0	0- 0	CONFERENCE	0- 0	0- 0	4- 8				
3- 3	0- 0	0- 0	HOME	0- 0	0- 0	3- 3				
1- 5	0- 0	0- 0	AWAY	0- 0	0- 0	1- 5				
0- 0	0- 0	0- 0	NEUTRAL	0- 0	0- 0	0- 0				

RPI 1-25			RPI 26-50			RPI 51-100			RPI 101+			Team's RPI: 337
RPI	S	Opponent	Score	RPI	S	Opponent	Score	RPI	S	Opponent	Score	
						92 A Virginia Tech	42 59	146 A Pittsburgh			57 74	
						100 A Bucknell	45 71	186 A Robert Morris			56 61	
								186 H Robert Morris			67 74	
								197 H William & Mary			74 76	
								212 H Bryant			59 70	
								253 A Coppin St.			55 66	
								255 H Loyola Maryland			63 65	
								258 A Sacred Heart			58 61	
								275 A Saint Francis (PA)			57 87	
								276 H Central Conn. St.			54 48	
								279 A Campbell			53 62	
								288 H Niagara			51 53	
								303 A Delaware St.			54 41	
								312 A Fairleigh Dickinson			53 66	
								320 A UMES			57 50	
								325 A LIU Brooklyn			50 53	
								325 H LIU Brooklyn			51 61	
								327 H Howard			49 62	
								342 A Wagner			59 50	
								342 H Wagner			64 55	
								344 H St. Francis Brooklyn			66 56	
LAST 12 Division I GAMES:												
342 A Wagner			59 50	186 A Robert Morris			56 61					
325 A LIU Brooklyn			50 53	275 A Saint Francis (PA)			57 87					
186 H Robert Morris			67 74	212 H Bryant			59 70					
342 H Wagner			64 55	276 H Central Conn. St.			54 48					
258 A Sacred Heart			58 61	344 H St. Francis Brooklyn			66 56					
312 A Fairleigh Dickinson			53 66	325 H LIU Brooklyn			51 61					

Non-Div I Games:

Mt. St. Mary's

■ Loss,
 ■ Non-Conf,
 ■ S Site,
 ■ H Home
 ■ A Away
 N Neutral

Average RPI Win:	308	WON-LOST	WINNING	LAST 10	STRENGTH OF	OPP. STRENGTH	TEAM	ADJ.	CONF.	ADJ CONF.
Average RPI Loss:	176	RECORD	PCT. RANK	GAMES	SCHEDULE	OF SCHEDULE	RPI	RPI	RPI	RPI
DIV. I ONLY	6- 14	275	3- 7	282	305	293	293	24	24	
DIV. I NON-CONF.	2- 7	280	0- 1	235	337	269	269	23	23	
TOTALS	RPI 1-25	RPI 26-50	W-L RECORDS	RPI 51-100	RPI 101-150	RPI 150+				
6- 14	0- 1	0- 0	OVERALL	0- 1	0- 4	6- 8				
4- 4	0- 0	0- 0	HOME	0- 0	0- 2	4- 2				
2- 10	0- 1	0- 0	AWAY	0- 1	0- 2	2- 6				
0- 0	0- 0	0- 0	NEUTRAL	0- 0	0- 0	0- 0				
2- 7	0- 1	0- 0	NON-CONFERENCE	0- 0	0- 3	2- 3				
0- 2	0- 0	0- 0	HOME	0- 0	0- 2	0- 0				
2- 5	0- 1	0- 0	AWAY	0- 0	0- 1	2- 3				
0- 0	0- 0	0- 0	NEUTRAL	0- 0	0- 0	0- 0				
4- 7	0- 0	0- 0	CONFERENCE	0- 1	0- 1	4- 5				
4- 2	0- 0	0- 0	HOME	0- 0	0- 0	4- 2				
0- 5	0- 0	0- 0	AWAY	0- 1	0- 1	0- 3				
0- 0	0- 0	0- 0	NEUTRAL	0- 0	0- 0	0- 0				

RPI 1-25				RPI 26-50				RPI 51-100				RPI 101+ Team's RPI: 293			
RPI	S	Opponent	Score	RPI	S	Opponent	Score	RPI	S	Opponent	Score	RPI	S	Opponent	Score
14	A	Florida St.	59 101					91	A	UT Martin	62 92	110	A	Belmont	61 87
												114	A	Central Ark.	40 50
												114	H	Central Ark.	51 61
												138	H	Southern Ill.	57 70
												152	H	SIUE	61 64
												163	A	Jacksonville	54 79
												198	A	Southeast Mo. St.	59 96
												208	A	Eastern Ky.	60 72
												241	A	Tennessee St.	58 69
												266	H	Austin Peay	75 72
												277	H	Jacksonville St.	71 74
												284	H	Tennessee Tech	56 50
												298	H	Morehead St.	83 79
												316	A	Illinois St.	76 81
												319	A	Evansville	73 54
												333	A	Lipscomb	85 93
												338	H	Eastern Ill.	66 56
												345	A	Alabama A&M	76 59
LAST 12 Division I GAMES:															
266	H	Austin Peay	75 72	241	A	Tennessee St.	58 69								
198	A	Southeast Mo. St.	59 96	110	A	Belmont	61 87								
91	A	UT Martin	62 92	277	H	Jacksonville St.	71 74								
338	H	Eastern Ill.	66 56	284	H	Tennessee Tech	56 50								
152	H	SIUE	61 64	298	H	Morehead St.	83 79								
208	A	Eastern Ky.	60 72	14	A	Florida St.	59 101								

Non-Div I Games: Blue Mountain 89 64 Oakland City 91 75

Murray St.

Loss, Non-Conf, S Site, H Home A Away N Neutral

Average RPI Win:	320	WON-LOST	WINNING	LAST 10	STRENGTH OF	OPP. STRENGTH	TEAM	ADJ.	CONF.	ADJ CONF.
Average RPI Loss:	177	RECORD	PCT. RANK	GAMES	SCHEDULE	OF SCHEDULE	RPI	RPI	RPI	RPI
DIV. I ONLY	9- 10	194	6- 3	335	282	274	274	30	30	
DIV. I NON-CONF.	2- 7	280	1- 2	181	176	263	263	30	30	
TOTALS	RPI 1-25	RPI 26-50	W-L RECORDS	RPI 51-100	RPI 101-150	RPI 150+				
9- 10	0- 2	0- 0	OVERALL	0- 2	0- 0	9- 6				
3- 4	0- 0	0- 0	HOME	0- 2	0- 0	3- 2				
4- 5	0- 1	0- 0	AWAY	0- 0	0- 0	4- 4				
2- 1	0- 1	0- 0	NEUTRAL	0- 0	0- 0	2- 0				
2- 7	0- 2	0- 0	NON-CONFERENCE	0- 2	0- 0	2- 3				
0- 2	0- 0	0- 0	HOME	0- 2	0- 0	0- 0				
0- 4	0- 1	0- 0	AWAY	0- 0	0- 0	0- 3				
2- 1	0- 1	0- 0	NEUTRAL	0- 0	0- 0	2- 0				
7- 3	0- 0	0- 0	CONFERENCE	0- 0	0- 0	7- 3				
3- 2	0- 0	0- 0	HOME	0- 0	0- 0	3- 2				
4- 1	0- 0	0- 0	AWAY	0- 0	0- 0	4- 1				
0- 0	0- 0	0- 0	NEUTRAL	0- 0	0- 0	0- 0				

RPI 1-25				RPI 26-50				RPI 51-100				RPI 101+ Team's RPI: 274			
RPI	S	Opponent	Score	RPI	S	Opponent	Score	RPI	S	Opponent	Score	RPI	S	Opponent	Score
5	A	Ohio St.	56 89					72	H	FGCU	36 60	167	H	Hampton	52 55
24	N	Duquesne	67 81					98	H	VCU	49 64	253	A	Coppin St.	59 65
												262	A	Navy	48 52
												279	A	Campbell	55 56
												292	A	Wichita St.	53 55
												294	A	Savannah St.	69 59
												294	H	Savannah St.	60 31
												303	A	Delaware St.	84 64
												313	A	South Carolina St.	57 54
												320	H	UMES	50 56
												321	N	North Dakota St.	72 64
												327	H	Howard	88 70
												330	N	Southern Utah	78 65
												346	H	Norfolk St.	64 53
												349	A	N.C. Central	76 54
LAST 12 Division I GAMES:															
349	A	N.C. Central	76 54	313	A	South Carolina St.	57 54								
294	H	Savannah St.	60 31	294	A	Savannah St.	69 59								
303	A	Delaware St.	84 64	98	H	VCU	49 64								
253	A	Coppin St.	59 65	292	A	Wichita St.	53 55								
346	H	Norfolk St.	64 53	321	N	North Dakota St.	72 64								
167	H	Hampton	52 55	5	A	Ohio St.	56 89								

Non-Div I Games: Pfeiffer 74 55 North Greenville 64 37

N.C. A&T

Loss, Non-Conf, S Site, H Home A Away N Neutral

N.C. Central

Through Games Of Feb. 9, 2016

Average RPI Win:	295	WON-LOST	WINNING	LAST 10	STRENGTH OF	OPP. STRENGTH	TEAM	ADJ.	CONF.	ADJ CONF.
Average RPI Loss:	255	RECORD	PCT. RANK	GAMES	SCHEDULE	OF SCHEDULE	RPI	RPI	RPI	RPI
DIV. I ONLY	3- 16	326	2- 7	346	339	349	349	30	30	
DIV. I NON-CONF.	1- 9	325	1- 3	328	313	348	348	30	30	
TOTALS	RPI 1-25	RPI 26-50	W-L RECORDS	RPI 51-100	RPI 101-150	RPI 150+				
3- 16	0- 0	0- 0	OVERALL	0- 2	0- 0	3- 14				
3- 4	0- 0	0- 0	HOME	0- 0	0- 0	3- 4				
0- 12	0- 0	0- 0	AWAY	0- 2	0- 0	0- 10				
0- 0	0- 0	0- 0	NEUTRAL	0- 0	0- 0	0- 0				
1- 9	0- 0	0- 0	NON-CONFERENCE	0- 2	0- 0	1- 7				
1- 1	0- 0	0- 0	HOME	0- 0	0- 0	1- 1				
0- 8	0- 0	0- 0	AWAY	0- 2	0- 0	0- 6				
0- 0	0- 0	0- 0	NEUTRAL	0- 0	0- 0	0- 0				
2- 7	0- 0	0- 0	CONFERENCE	0- 0	0- 0	2- 7				
2- 3	0- 0	0- 0	HOME	0- 0	0- 0	2- 3				
0- 4	0- 0	0- 0	AWAY	0- 0	0- 0	0- 4				
0- 0	0- 0	0- 0	NEUTRAL	0- 0	0- 0	0- 0				

RPI 1-25				RPI 26-50				RPI 51-100				RPI 101+				Team's RPI: 349	
RPI	S	Opponent	Score	RPI	S	Opponent	Score	RPI	S	Opponent	Score	RPI	S	Opponent	Score		
								73	A	Nebraska	47	88	167	H	Hampton	42	76
								90	A	Charlotte	52	67	211	A	Presbyterian	50	60
												219	H	Furman	66	61	
												234	A	USC Upstate	46	68	
												274	H	N.C. A&T	54	76	
												279	H	Campbell	48	57	
												289	A	UNCG	56	103	
												294	A	Savannah St.	39	57	
												297	A	Florida A&M	45	55	
												301	A	Wofford	37	60	
												303	A	Delaware St.	56	66	
												310	A	Longwood	49	60	
												311	A	Winthrop	39	62	
												313	A	South Carolina St.	51	58	
												320	H	UMES	49	46	
												327	H	Howard	61	68	
												346	H	Norfolk St.	63	62	
LAST 12 Division I GAMES:																	
				274	H	N.C. A&T	54	76		313	A	South Carolina St.	51	58			
				297	A	Florida A&M	45	55		219	H	Furman	66	61			
				303	A	Delaware St.	56	66		289	A	UNCG	56	103			
				167	H	Hampton	42	76		211	A	Presbyterian	50	60			
				346	H	Norfolk St.	63	62		234	A	USC Upstate	46	68			
				294	A	Savannah St.	39	57		301	A	Wofford	37	60			

Non-Div I Games: Johnson & Wales (NC68 58

N.C. Central

Loss, Non-Conf, S Site, H Home A Away N Neutral

Average RPI Win:	329	WON-LOST	WINNING	LAST 10	STRENGTH OF	OPP. STRENGTH	TEAM	ADJ.	CONF.	ADJ CONF.
Average RPI Loss:	206	RECORD	PCT. RANK	GAMES	SCHEDULE	OF SCHEDULE	RPI	RPI	RPI	RPI
DIV. I ONLY	2- 19	339	1- 9	275	321	341	341	28	28	
DIV. I NON-CONF.	1- 12	337	0- 4	250	336	336	336	27	27	
TOTALS	RPI 1-25	RPI 26-50	W-L RECORDS	RPI 51-100	RPI 101-150	RPI 150+				
2- 19	0- 0	0- 0	OVERALL	0- 4	0- 2	2- 13				
1- 10	0- 0	0- 0	HOME	0- 1	0- 1	1- 8				
1- 9	0- 0	0- 0	AWAY	0- 3	0- 1	1- 5				
0- 0	0- 0	0- 0	NEUTRAL	0- 0	0- 0	0- 0				
1- 12	0- 0	0- 0	NON-CONFERENCE	0- 3	0- 2	1- 7				
0- 6	0- 0	0- 0	HOME	0- 1	0- 1	0- 4				
1- 6	0- 0	0- 0	AWAY	0- 2	0- 1	1- 3				
0- 0	0- 0	0- 0	NEUTRAL	0- 0	0- 0	0- 0				
1- 7	0- 0	0- 0	CONFERENCE	0- 1	0- 0	1- 6				
1- 4	0- 0	0- 0	HOME	0- 0	0- 0	1- 4				
0- 3	0- 0	0- 0	AWAY	0- 1	0- 0	0- 2				
0- 0	0- 0	0- 0	NEUTRAL	0- 0	0- 0	0- 0				

RPI S	Opponent	Score	RPI S	Opponent	Score	RPI S	Opponent	Score	RPI S	Opponent	Score	Team's RPI: 341
						68	H Army West Point	35 71	134	A Marshall	50 63	
						72	A FGCU	37 70	147	H Brown	49 74	
						86	A Minnesota	50 83	163	H Jacksonville	36 65	
						96	A Virginia	54 81	178	A Stetson	55 60	
									202	H Lehigh	47 75	
									214	A Binghamton	50 54	
									228	A Columbia	52 72	
									234	H USC Upstate	41 58	
									269	H Dartmouth	39 46	
									285	A Kennesaw St.	48 64	
									285	H Kennesaw St.	77 82	
									287	H Vermont	46 54	
									299	H North Florida	51 68	
									321	H North Dakota St.	59 64	
									325	A LIU Brooklyn	53 44	
									333	H Lipscomb	61 51	
									342	A Wagner	53 76	
LAST 12 Division I GAMES:												
			285	H Kennesaw St.	77 82		178	A Stetson	55 60			
			333	H Lipscomb	61 51		228	A Columbia	52 72			
			285	A Kennesaw St.	48 64		234	H USC Upstate	41 58			
			163	H Jacksonville	36 65		147	H Brown	49 74			
			299	H North Florida	51 68		269	H Dartmouth	39 46			
			72	A FGCU	37 70		86	A Minnesota	50 83			

Non-Div I Games: St. Joseph (VT) 71 50 St. Joseph's (Brkln) 78 41

NJIT

Loss, Non-Conf, S Site, H Home A Away N Neutral

Average RPI Win: 280	WON-LOST	WINNING	LAST 10	STRENGTH OF	OPP. STRENGTH	TEAM	ADJ.	CONF.	ADJ CONF.
Average RPI Loss: 177	RECORD	PCT. RANK	GAMES	SCHEDULE	OF SCHEDULE	RPI	RPI	RPI	RPI
DIV. I ONLY	10- 11	186	5- 5	295	325	262	262	29	29
DIV. I NON-CONF.	5- 5	160	1- 0	214	297	209	209	29	29
TOTALS	RPI 1-25	RPI 26-50	W-L RECORDS	RPI 51-100	RPI 101-150	RPI 150+			
10- 11	0- 0	0- 1	OVERALL	1- 4	0- 0	9- 6			
7- 4	0- 0	0- 0	HOME	1- 2	0- 0	6- 2			
3- 6	0- 0	0- 1	AWAY	0- 1	0- 0	3- 4			
0- 1	0- 0	0- 0	NEUTRAL	0- 1	0- 0	0- 0			
5- 5	0- 0	0- 1	NON-CONFERENCE	1- 2	0- 0	4- 2			
4- 2	0- 0	0- 0	HOME	1- 1	0- 0	3- 1			
1- 3	0- 0	0- 1	AWAY	0- 1	0- 0	1- 1			
0- 0	0- 0	0- 0	NEUTRAL	0- 0	0- 0	0- 0			
5- 6	0- 0	0- 0	CONFERENCE	0- 2	0- 0	5- 4			
3- 2	0- 0	0- 0	HOME	0- 1	0- 0	3- 1			
2- 3	0- 0	0- 0	AWAY	0- 0	0- 0	2- 3			
0- 1	0- 0	0- 0	NEUTRAL	0- 1	0- 0	0- 0			

RPI S	Opponent	Score	RPI S	Opponent	Score	RPI S	Opponent	Score	RPI S	Opponent	Score	Team's RPI: 262
45	A Penn	43 57	62	H Colorado St.	73 82	190	A Kansas	54 61				
			68	N Army West Point	38 75	202	H Lehigh	48 51				
			71	H Elon	73 70	217	H Siena	59 58				
			77	A Hofstra	63 65	255	A Loyola Maryland	38 51				
			100	H Bucknell	41 51	271	A Holy Cross	49 57				
						271	H Holy Cross	50 49				
						274	H N.C. A&T	52 48				
						308	A Colgate	62 58				
						308	H Colgate	51 41				
						325	H LIU Brooklyn	66 68				
						326	A Lafayette	65 58				
						334	A Saint Peter's	50 39				
						343	H Air Force	64 46				
						347	A Boston U.	49 51				
						347	H Boston U.	67 56				
LAST 12 Division I GAMES:												
308	A Colgate	62 58	255	A Loyola Maryland	38 51							
347	A Boston U.	49 51	308	H Colgate	51 41							
271	H Holy Cross	50 49	347	H Boston U.	67 56							
68	N Army West Point	38 75	271	A Holy Cross	49 57							
202	H Lehigh	48 51	100	H Bucknell	41 51							
326	A Lafayette	65 58	343	H Air Force	64 46							

Non-Div I Games: Johns Hopkins 77 45

Navy

■ Loss,
 ■ Non-Conf,
 ■ S Site,
 ■ Home
 ■ A Away
 N Neutral

Nebraska

Through Games Of Feb. 9, 2016

Average RPI Win:	170	WON-LOST	WINNING	LAST 10	STRENGTH OF	OPP. STRENGTH	TEAM	ADJ.	CONF.	ADJ CONF.
Average RPI Loss:	44	RECORD	PCT. RANK	GAMES	SCHEDULE	OF SCHEDULE	RPI	RPI	RPI	RPI
DIV. I ONLY	16- 7	70	7- 3	151	21	73	73	4	4	
DIV. I NON-CONF.	9- 2	37	0- 0	257	114	90	90	4	4	
TOTALS	RPI 1-25	RPI 26-50	W-L RECORDS	RPI 51-100	RPI 101-150	RPI 150+				
16- 7	0- 2	3- 3	OVERALL	2- 2	2- 0	9- 0				
13- 1	0- 0	2- 1	HOME	1- 0	2- 0	8- 0				
3- 6	0- 2	1- 2	AWAY	1- 2	0- 0	1- 0				
0- 0	0- 0	0- 0	NEUTRAL	0- 0	0- 0	0- 0				
9- 2	0- 1	1- 0	NON-CONFERENCE	1- 1	1- 0	6- 0				
9- 0	0- 0	1- 0	HOME	1- 0	1- 0	6- 0				
0- 2	0- 1	0- 0	AWAY	0- 1	0- 0	0- 0				
0- 0	0- 0	0- 0	NEUTRAL	0- 0	0- 0	0- 0				
7- 5	0- 1	2- 3	CONFERENCE	1- 1	1- 0	3- 0				
4- 1	0- 0	1- 1	HOME	0- 0	1- 0	2- 0				
3- 4	0- 1	1- 2	AWAY	1- 1	0- 0	1- 0				
0- 0	0- 0	0- 0	NEUTRAL	0- 0	0- 0	0- 0				

RPI 1-25				RPI 26-50				RPI 51-100				Team's RPI: 73	RPI 101+			
RPI	S	Opponent	Score	RPI	S	Opponent	Score	RPI	S	Opponent	Score		RPI	S	Opponent	Score
2	A	UConn	46 88	40	H	North Carolina St.	88 67	52	H	Arkansas St.	79 71		117	H	Creighton	65 63
11	A	Maryland	50 89	42	A	Indiana	47 59	74	A	California	80 87		141	H	Wisconsin	75 62
				43	A	Rutgers	56 66	75	A	Michigan	93 81		154	H	Illinois	73 57
				43	H	Rutgers	65 54	85	A	Northwestern	62 85		156	A	Penn St.	83 78
				48	A	Purdue	62 61						156	H	Penn St.	87 69
				50	H	Iowa	68 74						177	H	Southern U.	89 38
													260	H	Northern Ariz.	90 67
													299	H	North Florida	91 46
													319	H	Evansville	85 40
													336	H	Ark.-Pine Bluff	96 46
													349	H	N.C. Central	88 47
LAST 12 Division I GAMES:																
				42	A	Indiana	47 59	43	H	Rutgers	65 54					
				156	H	Penn St.	87 69	156	A	Penn St.	83 78					
				43	A	Rutgers	56 66	154	H	Illinois	73 57					
				141	H	Wisconsin	75 62	11	A	Maryland	50 89					
				75	A	Michigan	93 81	85	A	Northwestern	62 85					
				48	A	Purdue	62 61	50	H	Iowa	68 74					

Non-Div I Games:

Nebraska

■ Loss,
■ Non-Conf,
■ S Site,
■ H Home
■ A Away
N Neutral

Average RPI Win: 285	WON-LOST	WINNING	LAST 10	STRENGTH OF	OPP. STRENGTH	TEAM	ADJ.	CONF.	ADJ CONF.
Average RPI Loss: 164	RECORD	PCT. RANK	GAMES	SCHEDULE	OF SCHEDULE	RPI	RPI	RPI	RPI
DIV. I ONLY	3- 17	328	3- 7	168	244	313	313	19	19
DIV. I NON-CONF.	0- 10	338	0- 2	190	222	337	337	20	20
TOTALS	RPI 1-25	RPI 26-50	W-L RECORDS	RPI 51-100	RPI 101-150	RPI 150+			
3- 17	0- 0	0- 0	OVERALL	0- 4	0- 4	3- 9			
2- 9	0- 0	0- 0	HOME	0- 3	0- 2	2- 4			
1- 6	0- 0	0- 0	AWAY	0- 0	0- 2	1- 4			
0- 2	0- 0	0- 0	NEUTRAL	0- 1	0- 0	0- 1			
0- 10	0- 0	0- 0	NON-CONFERENCE	0- 3	0- 2	0- 5			
0- 5	0- 0	0- 0	HOME	0- 2	0- 1	0- 2			
0- 3	0- 0	0- 0	AWAY	0- 0	0- 1	0- 2			
0- 2	0- 0	0- 0	NEUTRAL	0- 1	0- 0	0- 1			
3- 7	0- 0	0- 0	CONFERENCE	0- 1	0- 2	3- 4			
2- 4	0- 0	0- 0	HOME	0- 1	0- 1	2- 2			
1- 3	0- 0	0- 0	AWAY	0- 0	0- 1	1- 2			
0- 0	0- 0	0- 0	NEUTRAL	0- 0	0- 0	0- 0			

RPI S	Opponent	Score	RPI S	Opponent	Score	RPI S	Opponent	Score	RPI S	Opponent	Score	Team's RPI: 313
						62	H Colorado St.	37 64	120	H San Francisco	62 70	
						65	H San Diego	47 84	122	H Fresno St.	59 67	
						67	N Washington St.	57 70	129	A Boise St.	58 66	
						78	H Middle Tenn.	46 90	140	A Pacific	52 74	
									160	H Montana St.	53 66	
									180	A UNLV	59 65	
									187	H New Mexico	47 51	
									220	H Utah Valley	65 73	
									221	H Utah St.	66 79	
									222	A Ill.-Chicago	55 70	
									244	N Loyola Marymount	58 69	
									252	A Wyoming	53 68	
									252	H Wyoming	68 65	
									261	A San Diego St.	70 64	
									323	A UC Irvine	64 68	
									343	H Air Force	68 57	
LAST 12 Division I GAMES:												
			62	H Colorado St.	37 64	343	H Air Force	68 57				
			221	H Utah St.	66 79	122	H Fresno St.	59 67				
			261	A San Diego St.	70 64	252	A Wyoming	53 68				
			180	A UNLV	59 65	187	H New Mexico	47 51				
			252	H Wyoming	68 65	222	A Ill.-Chicago	55 70				
			129	A Boise St.	58 66	140	A Pacific	52 74				

Non-Div I Games: San Fran. St. 57 51

Nevada

New Hampshire

Through Games Of Feb. 9, 2016

Average RPI Win:	272	WON-LOST	WINNING	LAST 10	STRENGTH OF	OPP. STRENGTH	TEAM	ADJ.	CONF.	ADJ CONF.
Average RPI Loss:	149	RECORD	PCT. RANK	GAMES	SCHEDULE	OF SCHEDULE	RPI	RPI	RPI	RPI
DIV. I ONLY	7- 15	265	2- 8	201	237	265	265	15	15	
DIV. I NON-CONF.	5- 7	198	0- 2	244	269	218	218	18	18	
TOTALS	RPI 1-25	RPI 26-50	W-L RECORDS	RPI 51-100	RPI 101-150	RPI 150+				
7- 15	0- 0	0- 1	OVERALL	0- 3	0- 4	7- 7				
4- 6	0- 0	0- 1	HOME	0- 2	0- 0	4- 3				
3- 9	0- 0	0- 0	AWAY	0- 0	0- 1	3- 1				
0- 0	0- 0	0- 0	NEUTRAL	0- 0	0- 0	0- 0				
5- 7	0- 0	0- 1	NON-CONFERENCE	0- 0	0- 3	5- 3				
2- 3	0- 0	0- 1	HOME	0- 0	0- 0	2- 2				
3- 4	0- 0	0- 0	AWAY	0- 0	0- 3	3- 1				
0- 0	0- 0	0- 0	NEUTRAL	0- 0	0- 0	0- 0				
2- 8	0- 0	0- 0	CONFERENCE	0- 3	0- 1	2- 4				
2- 3	0- 0	0- 0	HOME	0- 2	0- 0	2- 1				
0- 5	0- 0	0- 0	AWAY	0- 1	0- 1	0- 3				
0- 0	0- 0	0- 0	NEUTRAL	0- 0	0- 0	0- 0				

RPI S	Opponent	Score	RPI S	Opponent	Score	RPI S	Opponent	Score	RPI S	Opponent	Score	Team's RPI: 265
45	H Penn	60 67	51	H Albany (NY)	52 78	103	A Boston College	51 71				
			88	A Maine	55 59	106	A North Carolina	60 65				
			88	H Maine	52 62	108	A Yale	46 63				
						112	A Stony Brook	54 63				
						183	H UMBC	55 65				
						194	H Northeastern	54 66				
						212	A Bryant	42 55				
						214	A Binghamton	50 51				
						214	H Binghamton	64 49				
						217	H Siena	53 57				
						223	A Hartford	44 48				
						224	H Manhattan	72 57				
						258	A Sacred Heart	81 69				
						269	A Dartmouth	61 57				
						276	A Central Conn. St.	64 50				
						287	A Vermont	63 83				
						317	H UMass Lowell	65 61				
						347	H Boston U.	69 52				
LAST 12 Division I GAMES:												
88	A Maine	55 59	88	H Maine	52 62							
214	H Binghamton	64 49	112	A Stony Brook	54 63							
183	H UMBC	55 65	51	H Albany (NY)	52 78							
287	A Vermont	63 83	214	A Binghamton	50 51							
223	A Hartford	44 48	108	A Yale	46 63							
317	H UMass Lowell	65 61	106	A North Carolina	60 65							

Non-Div I Games: Colby-Sawyer 72 41

New Hampshire

■ Loss,
 ■ Non-Conf,
 ■ S Site,
 ■ Home
 ■ A Away
 N Neutral

Average RPI Win:	240	WON-LOST	WINNING	LAST 10	STRENGTH OF	OPP. STRENGTH	TEAM	ADJ.	CONF.	ADJ CONF.
Average RPI Loss:	142	RECORD	PCT. RANK	GAMES	SCHEDULE	OF SCHEDULE	RPI	RPI	RPI	RPI
DIV. I ONLY	11- 10	158	0- 2	186	228	187	187	19	19	
DIV. I NON-CONF.	7- 4	110	0- 1	79	246	105	105	20	20	
TOTALS	RPI 1-25	RPI 26-50	W-L RECORDS	RPI 51-100	RPI 101-150	RPI 150+				
11- 10	0- 2	0- 0	OVERALL	1- 0	0- 4	10- 4				
7- 5	0- 1	0- 0	HOME	0- 0	0- 3	7- 1				
4- 5	0- 1	0- 0	AWAY	1- 0	0- 1	3- 3				
0- 0	0- 0	0- 0	NEUTRAL	0- 0	0- 0	0- 0				
7- 4	0- 2	0- 0	NON-CONFERENCE	1- 0	0- 2	6- 0				
5- 2	0- 1	0- 0	HOME	0- 0	0- 1	5- 0				
2- 2	0- 1	0- 0	AWAY	1- 0	0- 1	1- 0				
0- 0	0- 0	0- 0	NEUTRAL	0- 0	0- 0	0- 0				
4- 6	0- 0	0- 0	CONFERENCE	0- 0	0- 2	4- 4				
2- 3	0- 0	0- 0	HOME	0- 0	0- 2	2- 1				
2- 3	0- 0	0- 0	AWAY	0- 0	0- 0	2- 3				
0- 0	0- 0	0- 0	NEUTRAL	0- 0	0- 0	0- 0				

RPI	S	Opponent	Score	RPI	S	Opponent	Score	RPI	S	Opponent	Score	RPI	S	Opponent	Score	Team's RPI: 187
24	H	Duquesne	69 78					86	A	Minnesota	72 53	102	A	New Mexico St.	59 78	
25	A	UTEP	62 70									102	H	New Mexico St.	47 52	
												122	H	Fresno St.	65 69	
												129	H	Boise St.	60 81	
												157	A	SMU	63 58	
												180	A	UNLV	48 57	
												180	H	UNLV	67 53	
												205	H	Sacramento St.	84 71	
												210	H	San Jose St.	71 57	
												221	A	Utah St.	56 72	
												240	H	Houston Baptist	65 57	
												252	A	Wyoming	48 66	
												261	H	San Diego St.	46 51	
												268	H	Pepperdine	60 52	
												309	H	Nicholls St.	83 43	
												313	A	Nevada	51 47	
												330	H	Southern Utah	70 48	
												343	A	Air Force	63 33	
LAST 12 Division I GAMES:																
24	H	Duquesne	69 78	252	A	Wyoming	48 66									
261	H	San Diego St.	46 51	180	H	UNLV	67 53									
180	A	UNLV	48 57	221	A	Utah St.	56 72									
129	H	Boise St.	60 81	122	H	Fresno St.	65 69									
343	A	Air Force	63 33	313	A	Nevada	51 47									
210	H	San Jose St.	71 57	102	H	New Mexico St.	47 52									

Non-Div I Games:

New Mexico

■ Loss,
 ■ Non-Conf, S Site,
 ■ Home
 ■ Away
 N Neutral

Average RPI Win:	246	WON-LOST	WINNING	LAST 10	STRENGTH OF	OPP. STRENGTH	TEAM	ADJ.	CONF.	ADJ CONF.
Average RPI Loss:	62	RECORD	PCT. RANK	GAMES	SCHEDULE	OF SCHEDULE	RPI	RPI	RPI	RPI
DIV. I ONLY	18- 3	16	9- 0	316	182	102	102	25	25	
DIV. I NON-CONF.	9- 3	69	1- 1	285	105	137	137	25	25	
TOTALS	RPI 1-25	RPI 26-50	W-L RECORDS	RPI 51-100	RPI 101-150	RPI 150+				
18- 3	0- 1	0- 0	OVERALL	0- 1	0- 1	18- 0				
9- 1	0- 1	0- 0	HOME	0- 0	0- 0	9- 0				
8- 1	0- 0	0- 0	AWAY	0- 0	0- 1	8- 0				
1- 1	0- 0	0- 0	NEUTRAL	0- 1	0- 0	1- 0				
9- 3	0- 1	0- 0	NON-CONFERENCE	0- 1	0- 1	9- 0				
5- 1	0- 1	0- 0	HOME	0- 0	0- 0	5- 0				
3- 1	0- 0	0- 0	AWAY	0- 0	0- 1	3- 0				
1- 1	0- 0	0- 0	NEUTRAL	0- 1	0- 0	1- 0				
9- 0	0- 0	0- 0	CONFERENCE	0- 0	0- 0	9- 0				
4- 0	0- 0	0- 0	HOME	0- 0	0- 0	4- 0				
5- 0	0- 0	0- 0	AWAY	0- 0	0- 0	5- 0				
0- 0	0- 0	0- 0	NEUTRAL	0- 0	0- 0	0- 0				

RPI 1-25				RPI 26-50				RPI 51-100				RPI 101+ Team's RPI: 102			
RPI	S	Opponent	Score	RPI	S	Opponent	Score	RPI	S	Opponent	Score	RPI	S	Opponent	Score
25	H	UTEP	65 71					58	N	Vanderbilt	45 71	104	A	Arizona	64 68
												173	H	Northwestern St.	65 54
												182	A	UTRGV	68 57
												187	A	New Mexico	52 47
												187	H	New Mexico	78 59
												205	H	Sacramento St.	80 77
												210	A	San Jose St.	75 66
												220	A	Utah Valley	59 53
												220	H	Utah Valley	73 68
												233	A	Grand Canyon	64 44
												233	H	Grand Canyon	60 58
												246	H	CSU Bakersfield	86 63
												249	H	Seattle	69 54
												260	H	Northern Ariz.	87 53
												307	A	UMKC	68 62
												321	A	North Dakota St.	79 69
												328	N	A&M-Corpus Christi	70 51
												330	H	Southern Utah	74 60
												339	A	Chicago St.	70 60
LAST 12 Division I GAMES:															
220	A	Utah Valley	59 53	307	A	UMKC	68 62								
233	A	Grand Canyon	64 44	233	H	Grand Canyon	60 58								
182	A	UTRGV	68 57	220	H	Utah Valley	73 68								
246	H	CSU Bakersfield	86 63	328	N	A&M-Corpus Christi	70 51								
249	H	Seattle	69 54	58	N	Vanderbilt	45 71								
339	A	Chicago St.	70 60	187	A	New Mexico	52 47								

Non-Div I Games: Eastern N.M. 76 61 Western N.M. 68 39

New Mexico St.

■ Loss,
 ■ Non-Conf, S Site,
 ■ Home
 ■ Away
 N Neutral

Average RPI Win:	299	WON-LOST	WINNING	LAST 10	STRENGTH OF	OPP. STRENGTH	TEAM	ADJ.	CONF.	ADJ CONF.
Average RPI Loss:	207	RECORD	PCT. RANK	GAMES	SCHEDULE	OF SCHEDULE	RPI	RPI	RPI	RPI
DIV. I ONLY	4- 14	303	3- 7	283	334	335	335	27	27	
DIV. I NON-CONF.	1- 6	311	0- 1	310	292	344	344	26	26	
TOTALS	RPI 1-25	RPI 26-50	W-L RECORDS	RPI 51-100	RPI 101-150	RPI 150+				
4- 14	0- 0	0- 0	OVERALL	0- 1	0- 4	4- 9				
4- 4	0- 0	0- 0	HOME	0- 0	0- 1	4- 3				
0- 9	0- 0	0- 0	AWAY	0- 0	0- 0	0- 1				
0- 1	0- 0	0- 0	NEUTRAL	0- 0	0- 0	0- 1				
1- 6	0- 0	0- 0	NON-CONFERENCE	0- 1	0- 2	1- 3				
1- 1	0- 0	0- 0	HOME	0- 0	0- 0	1- 1				
0- 4	0- 0	0- 0	AWAY	0- 1	0- 2	0- 1				
0- 1	0- 0	0- 0	NEUTRAL	0- 0	0- 0	0- 1				
3- 8	0- 0	0- 0	CONFERENCE	0- 0	0- 2	3- 6				
3- 3	0- 0	0- 0	HOME	0- 0	0- 1	3- 2				
0- 5	0- 0	0- 0	AWAY	0- 0	0- 1	0- 4				
0- 0	0- 0	0- 0	NEUTRAL	0- 0	0- 0	0- 0				

RPI 1-25			RPI 26-50			RPI 51-100			RPI 101+			Team's RPI: 335
RPI	S	Opponent	Score	RPI	S	Opponent	Score	RPI	S	Opponent	Score	
						93 A TCU	36 85			114 A Central Ark.	55 67	
										114 H Central Ark.	44 59	
										130 A Arkansas	41 73	
										139 A Ole Miss	59 97	
										172 A McNeese St.	63 92	
										172 H McNeese St.	74 77	
										232 H Stephen F. Austin	58 57	
										240 H Houston Baptist	51 71	
										257 A Sam Houston St.	52 64	
										273 A Lamar	52 79	
										285 A Kennesaw St.	53 60	
										289 H UNCG	79 81	
										297 N Florida A&M	60 71	
										309 H Nicholls St.	62 55	
										324 H Incarnate Word	55 49	
										328 A A&M-Corpus Christi	59 73	
										329 H Jackson St.	85 68	
LAST 12 Division I GAMES:												
						114 A Central Ark.	55 67			240 H Houston Baptist	51 71	
						172 A McNeese St.	63 92			232 H Stephen F. Austin	58 57	
						172 H McNeese St.	74 77			257 A Sam Houston St.	52 64	
						309 H Nicholls St.	62 55			324 H Incarnate Word	55 49	
						328 A A&M-Corpus Christi	59 73			273 A Lamar	52 79	
						114 H Central Ark.	44 59			130 A Arkansas	41 73	

Non-Div I Games: LSU-Alexandria 93 75 Trinity Baptist 109 46

New Orleans

Loss, Non-Conf, S Site, H Home A Away N Neutral

Niagara

Through Games Of Feb. 9, 2016

Average RPI Win:	301	WON-LOST	WINNING	LAST 10	STRENGTH OF	OPP. STRENGTH	TEAM	ADJ.	CONF.	ADJ CONF.
Average RPI Loss:	168	RECORD	PCT. RANK	GAMES	SCHEDULE	OF SCHEDULE	RPI	RPI	RPI	RPI
DIV. I ONLY	6- 17	289	3- 7	245	261	288	288	23	23	
DIV. I NON-CONF.	2- 7	280	0- 0	251	238	297	297	24	24	
TOTALS	RPI 1-25	RPI 26-50	W-L RECORDS	RPI 51-100	RPI 101-150	RPI 150+				
6- 17	0- 0	0- 1	OVERALL	0- 0	0- 7	6- 9				
3- 7	0- 0	0- 0	HOME	0- 0	0- 4	3- 3				
3- 10	0- 0	0- 1	AWAY	0- 0	0- 3	3- 6				
0- 0	0- 0	0- 0	NEUTRAL	0- 0	0- 0	0- 0				
2- 7	0- 0	0- 1	NON-CONFERENCE	0- 0	0- 3	2- 3				
1- 3	0- 0	0- 0	HOME	0- 0	0- 2	1- 1				
1- 4	0- 0	0- 1	AWAY	0- 0	0- 1	1- 2				
0- 0	0- 0	0- 0	NEUTRAL	0- 0	0- 0	0- 0				
4- 10	0- 0	0- 0	CONFERENCE	0- 0	0- 4	4- 6				
2- 4	0- 0	0- 0	HOME	0- 0	0- 2	2- 2				
2- 6	0- 0	0- 0	AWAY	0- 0	0- 2	2- 4				
0- 0	0- 0	0- 0	NEUTRAL	0- 0	0- 0	0- 0				

RPI 1-25				RPI 26-50				RPI 51-100				RPI 101+				Team's RPI: 288	
RPI	S	Opponent	Score	RPI	S	Opponent	Score	RPI	S	Opponent	Score	RPI	S	Opponent	Score		
				34	A	St. Bonaventure	55 67					115	A	Quinnipiac	52 70		
												115	H	Quinnipiac	54 61		
												116	A	Iona	46 73		
												116	H	Iona	52 73		
												123	H	Youngstown St.	54 71		
												131	A	Texas Tech	45 79		
												133	H	Buffalo	48 57		
												162	A	Detroit	75 80		
												185	A	Marist	50 63		
												203	H	Oakland	67 77		
												209	A	Fairfield	43 61		
												209	H	Fairfield	56 55		
												216	H	Canisius	66 68		
												217	H	Siena	51 59		
												224	A	Manhattan	62 80		
												269	A	Dartmouth	47 60		
												286	A	Monmouth	60 83		
												291	A	Rider	67 57		
												302	H	Cleveland St.	73 72		
												334	A	Saint Peter's	52 48		
												334	H	Saint Peter's	51 46		
												337	A	Mt. St. Mary's	53 51		
LAST 12 Division I GAMES:																	
				115	A	Quinnipiac	52 70					334	H	Saint Peter's	51 46		
				209	A	Fairfield	43 61					115	H	Quinnipiac	54 61		
				116	H	Iona	52 73					291	A	Rider	67 57		
				216	H	Canisius	66 68					334	A	Saint Peter's	52 48		
				185	A	Marist	50 63					209	H	Fairfield	56 55		
				116	A	Iona	46 73					217	H	Siena	51 59		

Non-Div I Games:

Niagara

■ Loss,
 ■ Non-Conf,
 ■ S Site,
 ■ H Home
 ■ A Away
 N Neutral

Average RPI Win:	268	WON-LOST	WINNING	LAST 10	STRENGTH OF	OPP. STRENGTH	TEAM	ADJ.	CONF.	ADJ CONF.
Average RPI Loss:	215	RECORD	PCT. RANK	GAMES	SCHEDULE	OF SCHEDULE	RPI	RPI	RPI	RPI
DIV. I ONLY	7- 13	249	2- 1	323	333	309	309	27	27	
DIV. I NON-CONF.	1- 8	320	1- 0	324	344	347	347	26	26	
TOTALS	RPI 1-25	RPI 26-50	W-L RECORDS	RPI 51-100	RPI 101-150	RPI 150+				
7- 13	0- 0	0- 0	OVERALL	0- 1	0- 2	7- 10				
3- 7	0- 0	0- 0	HOME	0- 1	0- 1	3- 5				
3- 5	0- 0	0- 0	AWAY	0- 0	0- 0	3- 5				
1- 1	0- 0	0- 0	NEUTRAL	0- 0	0- 1	1- 0				
1- 8	0- 0	0- 0	NON-CONFERENCE	0- 0	0- 1	1- 7				
0- 4	0- 0	0- 0	HOME	0- 0	0- 0	0- 4				
0- 3	0- 0	0- 0	AWAY	0- 0	0- 0	0- 3				
1- 1	0- 0	0- 0	NEUTRAL	0- 0	0- 1	1- 0				
6- 5	0- 0	0- 0	CONFERENCE	0- 1	0- 1	6- 3				
3- 3	0- 0	0- 0	HOME	0- 1	0- 1	3- 1				
3- 2	0- 0	0- 0	AWAY	0- 0	0- 0	3- 2				
0- 0	0- 0	0- 0	NEUTRAL	0- 0	0- 0	0- 0				

RPI 1-25			RPI 26-50			RPI 51-100			RPI 101+			Team's RPI: 309
RPI	S	Opponent	Score	RPI	S	Opponent	Score	RPI	S	Opponent	Score	
						63 H Abilene Christian	68 71			114 H Central Ark.	65 71	
										121 N Samford	43 45	
										166 H Louisiana Tech	55 58	
										172 H McNeese St.	85 81	
										173 H Northwestern St.	70 61	
										187 A New Mexico	43 83	
										191 A Troy	51 104	
										230 H Grambling	65 69	
										240 A Houston Baptist	71 80	
										257 A Sam Houston St.	67 63	
										272 H Prairie View	70 81	
										273 H Lamar	69 59	
										277 H Jacksonville St.	49 63	
										280 A La.-Monroe	57 69	
										324 A Incarnate Word	66 64	
										324 H Incarnate Word	61 63	
										328 A A&M-Corpus Christi	64 62	
										335 A New Orleans	55 62	
										348 N Mississippi Val.	63 54	
LAST 12 Division I GAMES:												
						348 N Mississippi Val.	63 54			173 H Northwestern St.	70 61	
						172 H McNeese St.	85 81			328 A A&M-Corpus Christi	64 62	
						324 H Incarnate Word	61 63			257 A Sam Houston St.	67 63	
						324 A Incarnate Word	66 64			63 H Abilene Christian	68 71	
						335 A New Orleans	55 62			240 A Houston Baptist	71 80	
						114 H Central Ark.	65 71			273 H Lamar	69 59	

Non-Div I Games: Southern-N.O. 98 65

Nicholls St.

■ Loss,
 ■ Non-Conf,
 S Site,
 ■ Home
 ■ Away
 N Neutral

Average RPI Win:	324	WON-LOST	WINNING	LAST 10	STRENGTH OF	OPP. STRENGTH	TEAM	ADJ.	CONF.	ADJ CONF.
Average RPI Loss:	232	RECORD	PCT. RANK	GAMES	SCHEDULE	OF SCHEDULE	RPI	RPI	RPI	RPI
DIV. I ONLY	2- 19	339	2- 8	329	344	346	346	30	30	
DIV. I NON-CONF.	0- 10	338	0- 2	256	318	346	346	30	30	
TOTALS	RPI 1-25	RPI 26-50	W-L RECORDS	RPI 51-100	RPI 101-150	RPI 150+				
2- 19	0- 1	0- 0	OVERALL	0- 1	0- 1	2- 16				
0- 7	0- 0	0- 0	HOME	0- 0	0- 0	0- 7				
2- 10	0- 1	0- 0	AWAY	0- 1	0- 1	2- 7				
0- 2	0- 0	0- 0	NEUTRAL	0- 0	0- 0	0- 2				
0- 10	0- 1	0- 0	NON-CONFERENCE	0- 1	0- 1	0- 7				
0- 3	0- 0	0- 0	HOME	0- 0	0- 0	0- 3				
0- 5	0- 1	0- 0	AWAY	0- 1	0- 1	0- 2				
0- 2	0- 0	0- 0	NEUTRAL	0- 0	0- 0	0- 2				
2- 9	0- 0	0- 0	CONFERENCE	0- 0	0- 0	2- 9				
0- 4	0- 0	0- 0	HOME	0- 0	0- 0	0- 4				
2- 5	0- 0	0- 0	AWAY	0- 0	0- 0	2- 5				
0- 0	0- 0	0- 0	NEUTRAL	0- 0	0- 0	0- 0				

RPI	S	Opponent	Score	RPI	S	Opponent	Score	RPI	S	Opponent	Score	RPI	S	Opponent	Score	Team's RPI: 346
22	A	Mississippi St.	34 92					96	A	Virginia	50 86	134	A	Marshall	67 81	
												167	A	Hampton	62 73	
												197	A	William & Mary	47 67	
												203	H	Oakland	73 83	
												218	A	Morgan St.	58 67	
												234	H	USC Upstate	62 82	
												239	H	UNCW	57 61	
												248	H	Bethune-Cookman	45 53	
												253	A	Coppin St.	44 69	
												255	A	Loyola Maryland	67 75	
												274	A	N.C. A&T	53 64	
												278	N	La Salle	59 67	
												294	H	Savannah St.	53 68	
												297	H	Florida A&M	67 83	
												313	H	South Carolina St.	52 60	
												320	A	UMES	74 63	
												327	A	Howard	110 108	
												344	N	St. Francis Brooklyn	55 59	
												349	A	N.C. Central	62 63	
LAST 12 Division I GAMES:																
320	A	UMES	74 63	349	A	N.C. Central	62 63									
327	A	Howard	110 108	248	H	Bethune-Cookman	45 53									
167	A	Hampton	62 73	297	H	Florida A&M	67 83									
294	H	Savannah St.	53 68	253	A	Coppin St.	44 69									
313	H	South Carolina St.	52 60	344	N	St. Francis Brooklyn	55 59									
274	A	N.C. A&T	53 64	278	N	La Salle	59 67									

Non-Div I Games:

Norfolk St.

Average RPI Win:	173	WON-LOST	WINNING	LAST 10	STRENGTH OF	OPP. STRENGTH	TEAM	ADJ.	CONF.	ADJ CONF.
Average RPI Loss:	72	RECORD	PCT. RANK	GAMES	SCHEDULE	OF SCHEDULE	RPI	RPI	RPI	RPI
DIV. I ONLY	13- 12	166	3- 7	35	87	106	106	5	5	
DIV. I NON-CONF.	10- 5	100	2- 0	71	247	123	123	5	5	
TOTALS	RPI 1-25	RPI 26-50	W-L RECORDS	RPI 51-100	RPI 101-150	RPI 150+				
13- 12	0- 3	1- 3	OVERALL	2- 3	4- 2	6- 1				
10- 6	0- 1	1- 1	HOME	1- 2	2- 1	6- 1				
1- 6	0- 2	0- 2	AWAY	0- 1	1- 1	0- 0				
2- 0	0- 0	0- 0	NEUTRAL	1- 0	1- 0	0- 0				
10- 5	0- 1	0- 0	NON-CONFERENCE	2- 2	3- 1	5- 1				
8- 4	0- 0	0- 0	HOME	1- 2	2- 1	5- 1				
0- 1	0- 1	0- 0	AWAY	0- 0	0- 0	0- 0				
2- 0	0- 0	0- 0	NEUTRAL	1- 0	1- 0	0- 0				
3- 7	0- 2	1- 3	CONFERENCE	0- 1	1- 1	1- 0				
2- 2	0- 1	1- 1	HOME	0- 0	0- 0	1- 0				
1- 5	0- 1	0- 2	AWAY	0- 1	1- 1	0- 0				
0- 0	0- 0	0- 0	NEUTRAL	0- 0	0- 0	0- 0				

RPI S	Opponent	Score	RPI S	Opponent	Score	RPI S	Opponent	Score	RPI S	Opponent	Score	Team's RPI: 106
1	A Notre Dame	54 88	27	H Syracuse	77 73	61	H Oregon	77 79	103	A Boston College	86 78	
16	A Oklahoma St.	67 77	38	H Miami (FL)	61 76	76	A Georgia Tech	73 80	108	H Yale	70 63	
17	H Louisville	60 78	40	A North Carolina St.	49 78	85	H Northwestern	72 85	116	H Iona	64 52	
			41	A Duke	55 71	88	H Maine	59 58	128	A Wake Forest	63 75	
						89	N Gonzaga	67 62	136	N Southern Miss.	69 62	
									140	H Pacific	63 66	
									226	H Gardner-Webb	65 66	
									234	H USC Upstate	80 40	
									235	H Clemson	72 56	
									237	H Appalachian St.	68 59	
									265	H New Hampshire	65 60	
									297	H Florida A&M	94 58	
									312	H Fairleigh Dickinson	64 46	
LAST 12 Division I GAMES:												
103	A Boston College	86 78	76	A Georgia Tech	73 80							
17	H Louisville	60 78	1	A Notre Dame	54 88							
40	A North Carolina St.	49 78	27	H Syracuse	77 73							
41	A Duke	55 71	235	H Clemson	72 56							
128	A Wake Forest	63 75	88	H Maine	59 58							
38	H Miami (FL)	61 76	265	H New Hampshire	65 60							

Non-Div I Games:

North Carolina

■ Loss,
■ Non-Conf,
■ S Site,
■ H Home
■ A Away
N Neutral

Average RPI Win:	140	WON-LOST	WINNING	LAST 10	STRENGTH OF	OPP. STRENGTH	TEAM	ADJ.	CONF.	ADJ CONF.
Average RPI Loss:	47	RECORD	PCT. RANK	GAMES	SCHEDULE	OF SCHEDULE	RPI	RPI	RPI	RPI
DIV. I ONLY	16- 8	87	7- 3	34	46	40	40	5	5	
DIV. I NON-CONF.	9- 4	96	0- 1	88	84	74	74	5	5	
TOTALS	RPI 1-25	RPI 26-50	W-L RECORDS	RPI 51-100	RPI 101-150	RPI 150+				
16- 8	0- 3	1- 2	OVERALL	5- 2	4- 1	6- 0				
10- 2	0- 1	0- 0	HOME	4- 1	2- 0	4- 0				
4- 5	0- 2	1- 1	AWAY	1- 1	2- 1	0- 0				
2- 1	0- 0	0- 1	NEUTRAL	0- 0	0- 0	2- 0				
9- 4	0- 1	0- 1	NON-CONFERENCE	2- 2	1- 0	6- 0				
6- 1	0- 0	0- 0	HOME	2- 1	0- 0	4- 0				
1- 2	0- 1	0- 0	AWAY	0- 1	1- 0	0- 0				
2- 1	0- 0	0- 1	NEUTRAL	0- 0	0- 0	2- 0				
7- 4	0- 2	1- 1	CONFERENCE	3- 0	3- 1	0- 0				
4- 1	0- 1	0- 0	HOME	2- 0	2- 0	0- 0				
3- 3	0- 1	1- 1	AWAY	1- 0	1- 1	0- 0				
0- 0	0- 0	0- 0	NEUTRAL	0- 0	0- 0	0- 0				

RPI 1-25				RPI 26-50				Team's RPI: 40				RPI 51-100				RPI 101+			
RPI	S	Opponent	Score	RPI	S	Opponent	Score	RPI	S	Opponent	Score	RPI	S	Opponent	Score	RPI	S	Opponent	Score
1	A	Notre Dame	46 82	29	N	Seton Hall	55 58	64	H	Villanova	70 64	101	A	Liberty	61 53				
17	H	Louisville	90 92	38	A	Miami (FL)	44 73	71	H	Elon	66 69	106	H	North Carolina	78 49				
20	A	Florida	72 79	41	A	Duke	65 62	73	A	Nebraska	67 88	128	A	Wake Forest	58 63				
								76	H	Georgia Tech	65 57	128	H	Wake Forest	64 47				
								90	H	Charlotte	72 65	146	A	Pittsburgh	78 76				
								92	A	Virginia Tech	72 61	165	H	Davidson	58 42				
								96	H	Virginia	63 52	169	N	UAB	67 56				
												208	N	Eastern Ky.	73 62				
												215	H	Radford	67 52				
												245	H	High Point	89 48				
												300	H	Western Caro.	86 55				
LAST 12 Division I GAMES:																			
128	A	Wake Forest	58 63	41	A	Duke	65 62	146	A	Pittsburgh	78 76								
1	A	Notre Dame	46 82					76	H	Georgia Tech	65 57								
106	H	North Carolina	78 49					128	H	Wake Forest	64 47								
96	H	Virginia	63 52					38	A	Miami (FL)	44 73								
92	A	Virginia Tech	72 61					20	A	Florida	72 79								
17	H	Louisville	90 92																

Non-Div I Games:

North Carolina St.

■ Loss,
 ■ Non-Conf, S Site,
 ■ Home
 ■ Away
 N Neutral

North Dakota

Through Games Of Feb. 9, 2016

Average RPI Win:	228	WON-LOST	WINNING	LAST 10	STRENGTH OF	OPP. STRENGTH	TEAM	ADJ.	CONF.	ADJ CONF.
Average RPI Loss:	114	RECORD	PCT. RANK	GAMES	SCHEDULE	OF SCHEDULE	RPI	RPI	RPI	RPI
DIV. I ONLY	11- 11	167	7- 3	69	273	126	126	20	20	
DIV. I NON-CONF.	4- 7	222	0- 1	38	227	176	176	21	21	
TOTALS	RPI 1-25	RPI 26-50	W-L RECORDS	RPI 51-100	RPI 101-150	RPI 150+				
11- 11	0- 0	0- 1	OVERALL	0- 5	1- 2	10- 3				
8- 2	0- 0	0- 0	HOME	0- 1	1- 0	7- 1				
3- 8	0- 0	0- 0	AWAY	0- 0	0- 0	3- 0				
0- 1	0- 0	0- 0	NEUTRAL	0- 1	0- 0	0- 0				
4- 7	0- 0	0- 1	NON-CONFERENCE	0- 5	1- 1	3- 0				
4- 1	0- 0	0- 0	HOME	0- 1	1- 0	3- 0				
0- 5	0- 0	0- 1	AWAY	0- 3	0- 1	0- 0				
0- 1	0- 0	0- 0	NEUTRAL	0- 1	0- 0	0- 0				
7- 4	0- 0	0- 0	CONFERENCE	0- 0	0- 1	7- 3				
4- 1	0- 0	0- 0	HOME	0- 0	0- 0	4- 1				
3- 3	0- 0	0- 0	AWAY	0- 0	0- 1	3- 2				
0- 0	0- 0	0- 0	NEUTRAL	0- 0	0- 0	0- 0				

RPI 1-25	RPI 26-50	RPI 51-100	RPI 101+	Team's RPI: 126
RPI S Opponent Score	RPI S Opponent Score	RPI S Opponent Score	RPI S Opponent Score	Score
	50 Iowa 61 83	61 Oregon 51 77	120 San Francisco 57 74	
		80 South Dakota 70 73	131 UNI 64 59	
		86 Minnesota 47 57	137 Idaho 65 92	
		91 N UT Martin 58 84	160 Montana St. 61 69	
		97 Drake 63 73	168 Northern Colo. 54 51	
			184 Eastern Wash. 57 60	
			188 Weber St. 85 78	
			188 Weber St. 56 62	
			199 Idaho St. 60 57	
			199 Idaho St. 45 42	
			225 Montana 61 59	
			227 Western Ill. 78 67	
			260 Northern Ariz. 63 56	
			264 Omaha 67 52	
			321 North Dakota St. 71 54	
			330 Southern Utah 68 56	
LAST 12 Division I GAMES:				
	188 Weber St. 85 78	160 Montana St. 61 69		
	199 Idaho St. 60 57	199 Idaho St. 45 42		
	168 Northern Colo. 54 51	188 Weber St. 56 62		
	330 Southern Utah 68 56	184 Eastern Wash. 57 60		
	260 Northern Ariz. 63 56	137 Idaho 65 92		
	225 Montana 61 59	86 Minnesota 47 57		

Non-Div I Games:

North Dakota

Loss, Non-Conf, S Site, Home Away N Neutral

Average RPI Win:	321	WON-LOST	WINNING	LAST 10	STRENGTH OF	OPP. STRENGTH	TEAM	ADJ.	CONF.	ADJ CONF.
Average RPI Loss:	173	RECORD	PCT. RANK	GAMES	SCHEDULE	OF SCHEDULE	RPI	RPI	RPI	RPI
DIV. I ONLY	4- 18	316	1- 9	238	292	321	321	18	18	
DIV. I NON-CONF.	3- 8	258	1- 0	317	338	327	327	19	19	
TOTALS	RPI 1-25	RPI 26-50	W-L RECORDS	RPI 51-100	RPI 101-150	RPI 150+				
4- 18	0- 0	0- 0	OVERALL	0- 5	0- 3	4- 10				
2- 7	0- 0	0- 0	HOME	0- 3	0- 1	2- 3				
1- 9	0- 0	0- 0	AWAY	0- 2	0- 2	1- 5				
1- 2	0- 0	0- 0	NEUTRAL	0- 0	0- 0	1- 2				
3- 8	0- 0	0- 0	NON-CONFERENCE	0- 1	0- 2	3- 5				
1- 3	0- 0	0- 0	HOME	0- 1	0- 1	1- 1				
1- 3	0- 0	0- 0	AWAY	0- 0	0- 1	1- 2				
1- 2	0- 0	0- 0	NEUTRAL	0- 0	0- 0	1- 2				
1- 10	0- 0	0- 0	CONFERENCE	0- 4	0- 1	1- 5				
1- 4	0- 0	0- 0	HOME	0- 2	0- 0	1- 2				
0- 6	0- 0	0- 0	AWAY	0- 2	0- 1	0- 3				
0- 0	0- 0	0- 0	NEUTRAL	0- 0	0- 0	0- 0				

RPI S	Opponent	Score	RPI S	Opponent	Score	RPI S	Opponent	Score	RPI S	Opponent	Score	Team's RPI: 321
						59	A South Dakota St.	47 81	102	H New Mexico St.	69 79	
						59	H South Dakota St.	63 81	113	A IUPUI	44 67	
						80	A South Dakota	54 80	126	A North Dakota	54 71	
						80	H South Dakota	94 96	159	A Oral Roberts	58 59	
						88	H Maine	51 82	159	H Oral Roberts	42 52	
									193	N Delaware	50 62	
									227	H Western Ill.	82 94	
									233	H Grand Canyon	67 76	
									261	A San Diego St.	54 64	
									264	A Omaha	52 77	
									272	N Prairie View	79 58	
									274	N N.C. A&T	64 72	
									305	A Denver	53 64	
									331	A Kent St.	54 75	
									332	H IPFW	94 85	
									340	H Cal St. Fullerton	79 64	
									341	A NJIT	64 59	
LAST 12 Division I GAMES:												
			59	A South Dakota St.	47 81	80	H South Dakota	94 96				
			159	A Oral Roberts	58 59	159	H Oral Roberts	42 52				
			80	A South Dakota	54 80	305	A Denver	53 64				
			332	H IPFW	94 85	59	H South Dakota St.	63 81				
			227	H Western Ill.	82 94	264	A Omaha	52 77				
			113	A IUPUI	44 67	340	H Cal St. Fullerton	79 64				

Non-Div I Games: Valley City St. 85 77 St. Mary (NE) 88 68

North Dakota St.

Loss, Non-Conf, S Site, H Home A Away N Neutral

North Florida

Through Games Of Feb. 9, 2016

Average RPI Win:	318	WON-LOST	WINNING	LAST 10	STRENGTH OF	OPP. STRENGTH	TEAM	ADJ.	CONF.	ADJ CONF.
Average RPI Loss:	172	RECORD	PCT. RANK	GAMES	SCHEDULE	OF SCHEDULE	RPI	RPI	RPI	RPI
DIV. I ONLY	4- 16	311	2- 8	182	303	299	299	28	28	
DIV. I NON-CONF.	2- 10	304	0- 4	201	310	303	303	27	27	
TOTALS	RPI 1-25	RPI 26-50	W-L RECORDS	RPI 51-100	RPI 101-150	RPI 150+				
4- 16	0- 1	0- 1	OVERALL	0- 3	0- 2	4- 9				
2- 8	0- 0	0- 1	HOME	0- 1	0- 0	2- 6				
2- 8	0- 1	0- 0	AWAY	0- 2	0- 2	2- 3				
0- 0	0- 0	0- 0	NEUTRAL	0- 0	0- 0	0- 0				
2- 10	0- 1	0- 1	NON-CONFERENCE	0- 1	0- 2	2- 5				
1- 5	0- 0	0- 1	HOME	0- 0	0- 0	1- 4				
1- 5	0- 1	0- 0	AWAY	0- 1	0- 2	1- 1				
0- 0	0- 0	0- 0	NEUTRAL	0- 0	0- 0	0- 0				
2- 6	0- 0	0- 0	CONFERENCE	0- 2	0- 0	2- 4				
1- 3	0- 0	0- 0	HOME	0- 1	0- 0	1- 2				
1- 3	0- 0	0- 0	AWAY	0- 1	0- 0	1- 2				
0- 0	0- 0	0- 0	NEUTRAL	0- 0	0- 0	0- 0				




















































RPI 1-25			RPI 26-50			RPI 51-100			RPI 101+ Team's RPI: 299		
RPI	S	Opponent	Score	RPI	S	Opponent	Score	RPI	S	Opponent	Score
14	A	Florida St.	28 80	48	H	Purdue	47 70	72	A	FGCU	50 75
								72	H	FGCU	38 65
								73	A	Nebraska	46 91
								127	A	Mercer	54 68
								150	A	Alabama	47 69
								163	H	Jacksonville	39 73
								178	A	Stetson	61 81
								234	A	USC Upstate	54 69
								239	H	UNCW	47 63
								248	H	Bethune-Cookman	49 53
								263	A	Georgia St.	63 76
								279	H	Campbell	55 66
								285	H	Kennesaw St.	55 70
								290	H	Towson	74 72
								307	A	UMKC	62 55
								313	H	South Carolina St.	48 53
								333	H	Lipscomb	78 70
								341	A	NJIT	68 51
LAST 12 Division I GAMES:											
72	A	FGCU	50 75	285	H	Kennesaw St.	55 70				
178	A	Stetson	61 81	163	H	Jacksonville	39 73				
72	H	FGCU	38 65	127	A	Mercer	54 68				
234	A	USC Upstate	54 69	239	H	UNCW	47 63				
341	A	NJIT	68 51	279	H	Campbell	55 66				
333	H	Lipscomb	78 70	313	H	South Carolina St.	48 53				

Non-Div I Games: Warner 60 51 Webber Int'l 60 72 Trinity Baptist 97 30

North Florida




Loss, Non-Conf, S Site, H Home A Away N Neutral

Average RPI Win:	180	WON-LOST	WINNING	LAST 10	STRENGTH OF	OPP. STRENGTH	TEAM	ADJ.	CONF.	ADJ CONF.
Average RPI Loss:	140	RECORD	PCT. RANK	GAMES	SCHEDULE	OF SCHEDULE	RPI	RPI	RPI	RPI
DIV. I ONLY	8- 12	229	3- 7	155	137	200	200	12	12	
DIV. I NON-CONF.	5- 5	160	2- 0	205	191	175	175	10	10	
TOTALS	RPI 1-25	RPI 26-50	W-L RECORDS	RPI 51-100	RPI 101-150	RPI 150+				
8- 12	0- 1	1- 0	OVERALL	0- 2	2- 4	5- 5				
4- 6	0- 1	0- 0	HOME	0- 1	1- 2	3- 2				
4- 6	0- 0	1- 0	AWAY	0- 1	1- 2	2- 3				
0- 0	0- 0	0- 0	NEUTRAL	0- 0	0- 0	0- 0				
5- 5	0- 0	1- 0	NON-CONFERENCE	0- 0	1- 3	3- 2				
2- 3	0- 0	0- 0	HOME	0- 0	1- 2	1- 1				
3- 2	0- 0	1- 0	AWAY	0- 0	0- 1	2- 1				
0- 0	0- 0	0- 0	NEUTRAL	0- 0	0- 0	0- 0				
3- 7	0- 1	0- 0	CONFERENCE	0- 2	1- 1	2- 3				
2- 3	0- 1	0- 0	HOME	0- 1	0- 0	2- 1				
1- 4	0- 0	0- 0	AWAY	0- 1	1- 1	0- 2				
0- 0	0- 0	0- 0	NEUTRAL	0- 0	0- 0	0- 0				

RPI 1-25	RPI 26-50	RPI 51-100	RPI 101+	Team's RPI: 200
RPI S Opponent Score	RPI S Opponent Score	RPI S Opponent Score	RPI S Opponent Score	
25  UTEP 67  75	32  Oklahoma 61 57	56  Western Ky. 53  65 78  Middle Tenn. 52  76	104  Arizona 44  51 113  IUPUI 68 67 116  Iona 51  62 120  San Francisco 61  69 134  Marshall 71 63 136  Southern Miss. 38  57 157  SMU 60 57 166  Louisiana Tech 71  77 169  UAB 53 51 188  Weber St. 38  45 201  Texas St. 62  64 229  UTSA 68 58 243  Rice 97  100 243  Rice 73  79 278  La Salle 69 63 324  Incarnate Word 62 55	
LAST 12 Division I GAMES:				
166  Louisiana Tech 71  77	134  Marshall 71 63			
136  Southern Miss. 38  57	243  Rice 97  100			
243  Rice 73  79	25  UTEP 67  75			
169  UAB 53 51	229  UTSA 68 58			
78  Middle Tenn. 52  76	324  Incarnate Word 62 55			
56  Western Ky. 53  65	278  La Salle 69 63			

Non-Div I Games:

North Texas

 Loss,
  Non-Conf, S Site,
  Home
  Away
 N Neutral

Northeastern

Through Games Of Feb. 9, 2016

Average RPI Win:	211	WON-LOST	WINNING	LAST 10	STRENGTH OF	OPP. STRENGTH	TEAM	ADJ.	CONF.	ADJ CONF.
Average RPI Loss:	116	RECORD	PCT. RANK	GAMES	SCHEDULE	OF SCHEDULE	RPI	RPI	RPI	RPI
DIV. I ONLY	8- 14	244	3- 7	92	179	194	194	13	13	
DIV. I NON-CONF.	5- 6	180	0- 1	169	228	198	198	12	12	
TOTALS	RPI 1-25	RPI 26-50	W-L RECORDS	RPI 51-100	RPI 101-150	RPI 150+				
8- 14	0- 1	0- 1	OVERALL	2- 5	0- 3	6- 4				
3- 8	0- 1	0- 0	HOME	1- 3	0- 2	2- 2				
5- 4	0- 0	0- 0	AWAY	1- 2	0- 0	4- 2				
0- 2	0- 0	0- 1	NEUTRAL	0- 0	0- 1	0- 0				
5- 6	0- 1	0- 1	NON-CONFERENCE	1- 0	0- 3	4- 1				
2- 4	0- 1	0- 0	HOME	1- 0	0- 2	1- 1				
3- 0	0- 0	0- 0	AWAY	0- 0	0- 0	3- 0				
0- 2	0- 0	0- 1	NEUTRAL	0- 0	0- 1	0- 0				
3- 8	0- 0	0- 0	CONFERENCE	1- 5	0- 0	2- 3				
1- 4	0- 0	0- 0	HOME	0- 3	0- 0	1- 1				
2- 4	0- 0	0- 0	AWAY	1- 2	0- 0	1- 2				
0- 0	0- 0	0- 0	NEUTRAL	0- 0	0- 0	0- 0				

RPI 1-25				RPI 26-50				RPI 51-100				RPI 101+				Team's RPI: 194	
RPI	S	Opponent	Score	RPI	S	Opponent	Score	RPI	S	Opponent	Score	RPI	S	Opponent	Score		
13	H	Michigan St.	51 77	33	N	Missouri	56 69	53	A	James Madison	62 85	103	H	Boston College	45 71		
								53	H	James Madison	52 61	115	H	Quinnipiac	60 71		
								71	H	Elon	54 56	122	N	Fresno St.	55 69		
								77	A	Hofstra	50 75	174	A	Col. of Charleston	52 49		
								83	A	Drexel	73 65	193	A	Delaware	52 59		
								83	H	Drexel	49 53	197	A	William & Mary	62 69		
								88	H	Maine	56 44	197	H	William & Mary	69 68		
												216	H	Canisius	57 68		
												217	A	Siena	70 67		
												265	A	New Hampshire	66 54		
												290	H	Towson	71 72		
												320	H	UMES	60 49		
												347	A	Boston U.	77 44		
LAST 12 Division I GAMES:																	
				53	H	James Madison	52 61	53	A	James Madison	62 85						
				174	A	Col. of Charleston	52 49	197	H	William & Mary	69 68						
				197	A	William & Mary	62 69	193	A	Delaware	52 59						
				71	H	Elon	54 56	83	A	Drexel	73 65						
				83	H	Drexel	49 53	290	H	Towson	71 72						
				77	A	Hofstra	50 75	103	H	Boston College	45 71						

Non-Div I Games:

Northeastern

■ Loss,
 ■ Non-Conf, S Site,
 ■ Home
 ■ Away
 N Neutral

Average RPI Win:	281	WON-LOST	WINNING	LAST 10	STRENGTH OF	OPP. STRENGTH	TEAM	ADJ.	CONF.	ADJ CONF.
Average RPI Loss:	143	RECORD	PCT. RANK	GAMES	SCHEDULE	OF SCHEDULE	RPI	RPI	RPI	RPI
DIV. I ONLY	4- 16	311	2- 8	78	280	260	260	20	20	
DIV. I NON-CONF.	2- 7	280	0- 1	89	219	212	212	21	21	
TOTALS	RPI 1-25	RPI 26-50	W-L RECORDS	RPI 51-100	RPI 101-150	RPI 150+				
4- 16	0- 1	0- 0	OVERALL	0- 2	0- 5	4- 8				
3- 4	0- 0	0- 0	HOME	0- 0	0- 1	3- 3				
1- 11	0- 1	0- 0	AWAY	0- 2	0- 3	1- 5				
0- 1	0- 0	0- 0	NEUTRAL	0- 0	0- 1	0- 0				
2- 7	0- 1	0- 0	NON-CONFERENCE	0- 2	0- 2	2- 2				
1- 1	0- 0	0- 0	HOME	0- 0	0- 0	1- 1				
1- 5	0- 1	0- 0	AWAY	0- 2	0- 1	1- 1				
0- 1	0- 0	0- 0	NEUTRAL	0- 0	0- 1	0- 0				
2- 9	0- 0	0- 0	CONFERENCE	0- 0	0- 3	2- 6				
2- 3	0- 0	0- 0	HOME	0- 0	0- 1	2- 2				
0- 6	0- 0	0- 0	AWAY	0- 0	0- 2	0- 4				
0- 0	0- 0	0- 0	NEUTRAL	0- 0	0- 0	0- 0				

RPI 1-25				RPI 26-50				RPI 51-100				RPI 101+				Team's RPI: 260	
RPI	S	Opponent	Score	RPI	S	Opponent	Score	RPI	S	Opponent	Score	RPI	S	Opponent	Score		
25	A	UTEP	66 77					73	A	Nebraska	67 90	102	A	New Mexico St.	53 87		
								94	A	Iowa St.	63 79	126	A	North Dakota	56 63		
												137	A	Idaho	59 76		
												137	H	Idaho	51 72		
												149	N	Long Beach St.	48 69		
												151	H	Hawaii	52 61		
												160	A	Montana St.	77 86		
												168	A	Northern Colo.	55 79		
												179	A	Colorado	66 90		
												184	A	Eastern Wash.	65 72		
												184	H	Eastern Wash.	71 81		
												188	H	Weber St.	56 76		
												199	H	Idaho St.	63 62		
												225	A	Montana	58 81		
												273	H	Lamar	75 63		
												323	A	UC Irvine	71 55		
												330	H	Southern Utah	57 48		
LAST 12 Division I GAMES:																	
137	A	Idaho	59 76	184	H	Eastern Wash.	71 81										
184	A	Eastern Wash.	65 72	137	H	Idaho	51 72										
199	H	Idaho St.	63 62	330	H	Southern Utah	57 48										
188	H	Weber St.	56 76	160	A	Montana St.	77 86										
168	A	Northern Colo.	55 79	225	A	Montana	58 81										
126	A	North Dakota	56 63	94	A	Iowa St.	63 79										

Non-Div I Games: N.M. Highlands 91 43 Dixie St. 68 66

Northern Ariz.

■ Loss,
 ■ Non-Conf, S Site,
 ■ Home
 ■ Away
 N Neutral

Average RPI Win:	224	WON-LOST	WINNING	LAST 10	STRENGTH OF	OPP. STRENGTH	TEAM	ADJ.	CONF.	ADJ CONF.
Average RPI Loss:	146	RECORD	PCT. RANK	GAMES	SCHEDULE	OF SCHEDULE	RPI	RPI	RPI	RPI
DIV. I ONLY	9- 11	200	5- 5	126	230	168	168	20	20	
DIV. I NON-CONF.	4- 5	193	0- 1	158	94	164	164	21	21	
TOTALS	RPI 1-25	RPI 26-50	W-L RECORDS	RPI 51-100	RPI 101-150	RPI 150+				
9- 11	0- 0	0- 1	OVERALL	0- 2	1- 2	8- 6				
5- 2	0- 0	0- 1	HOME	0- 1	0- 0	5- 0				
2- 9	0- 0	0- 0	AWAY	0- 1	0- 2	2- 6				
2- 0	0- 0	0- 0	NEUTRAL	0- 0	1- 0	1- 0				
4- 5	0- 0	0- 1	NON-CONFERENCE	0- 2	1- 0	3- 2				
1- 2	0- 0	0- 1	HOME	0- 1	0- 0	1- 0				
1- 3	0- 0	0- 0	AWAY	0- 1	0- 0	1- 2				
2- 0	0- 0	0- 0	NEUTRAL	0- 0	1- 0	1- 0				
5- 6	0- 0	0- 0	CONFERENCE	0- 0	0- 2	5- 4				
4- 0	0- 0	0- 0	HOME	0- 0	0- 0	4- 0				
1- 6	0- 0	0- 0	AWAY	0- 0	0- 2	1- 4				
0- 0	0- 0	0- 0	NEUTRAL	0- 0	0- 0	0- 0				

















































RPI 1-25			RPI 26-50			RPI 51-100			RPI 101+ Team's RPI: 168		
RPI	S	Opponent	Score	RPI	S	Opponent	Score	RPI	S	Opponent	Score
				49	H	St. Mary's (CA)	52 65	59	A	South Dakota St.	62 66
								62	H	Colorado St.	46 62
								107	N	Akron	78 65
								126	A	North Dakota	51 54
								137	A	Idaho	56 66
								160	A	Montana St.	58 66
								179	A	Colorado	41 63
								184	A	Eastern Wash.	55 59
								188	A	Weber St.	79 82
								188	H	Weber St.	65 63
								199	A	Idaho St.	61 59
								199	H	Idaho St.	48 47
								206	N	Valparaiso	77 63
								221	H	Utah St.	74 60
								225	A	Montana	46 58
								233	A	Grand Canyon	59 69
								260	H	Northern Ariz.	79 55
								305	A	Denver	60 51
								330	H	Southern Utah	64 44
LAST 12 Division I GAMES:											
199	A	Idaho St.	61 59	225	A	Montana	46 58				
188	A	Weber St.	79 82	188	H	Weber St.	65 63				
126	A	North Dakota	51 54	199	H	Idaho St.	48 47				
260	H	Northern Ariz.	79 55	137	A	Idaho	56 66				
330	H	Southern Utah	64 44	184	A	Eastern Wash.	55 59				
160	A	Montana St.	58 66	233	A	Grand Canyon	59 69				

Non-Div I Games: Western St. 101 48

Northern Colo.





■ Loss,
 ■ Non-Conf, S Site,
 ■ Home
 ■ Away
 N Neutral

Average RPI Win:	248	WON-LOST	WINNING	LAST 10	STRENGTH OF	OPP. STRENGTH	TEAM	ADJ.	CONF.	ADJ CONF.
Average RPI Loss:	153	RECORD	PCT. RANK	GAMES	SCHEDULE	OF SCHEDULE	RPI	RPI	RPI	RPI
DIV. I ONLY	8- 12	229	1- 1	294	174	256	256	11	11	
DIV. I NON-CONF.	6- 4	125	1- 0	347	253	250	250	13	13	
TOTALS	RPI 1-25	RPI 26-50	W-L RECORDS	RPI 51-100	RPI 101-150	RPI 150+				
8- 12	0- 0	0- 2	OVERALL	1- 1	2- 3	5- 6				
4- 3	0- 0	0- 1	HOME	1- 0	1- 1	2- 1				
2- 8	0- 0	0- 1	AWAY	0- 1	1- 2	1- 4				
2- 1	0- 0	0- 0	NEUTRAL	0- 0	0- 0	2- 1				
6- 4	0- 0	0- 0	NON-CONFERENCE	1- 0	0- 1	5- 3				
3- 0	0- 0	0- 0	HOME	1- 0	0- 0	2- 0				
1- 3	0- 0	0- 0	AWAY	0- 0	0- 1	1- 2				
2- 1	0- 0	0- 0	NEUTRAL	0- 0	0- 0	2- 1				
2- 8	0- 0	0- 2	CONFERENCE	0- 1	2- 2	0- 3				
1- 3	0- 0	0- 1	HOME	0- 0	1- 1	0- 1				
1- 5	0- 0	0- 1	AWAY	0- 1	1- 1	0- 2				
0- 0	0- 0	0- 0	NEUTRAL	0- 0	0- 0	0- 0				

RPI S	Opponent	Score	RPI S	Opponent	Score	RPI S	Opponent	Score	RPI S	Opponent	Score	Team's RPI: 256
			31  Ohio	70  95		82  Central Mich.	63  95		107  Akron	65 58		
			31  Ohio	47  72		97  Drake	87 73		109  Toledo	59  66		
									111  Eastern Mich.	80  87		
									133  Buffalo	76 74		
									141  Wisconsin	62  89		
									152  SIUE	67  93		
									176  Milwaukee	58  73		
									190 N Kansas	58  66		
									231  Bowling Green	43  58		
									251  Miami (OH)	60  66		
									315  Bradley	68 64		
									316 N Illinois St.	68 59		
									331  Kent St.	85  95		
									338  Eastern Ill.	79 63		
									339  Chicago St.	68 50		
									340 N Cal St. Fullerton	72 49		
LAST 12 Division I GAMES:												
			340 N Cal St. Fullerton	72 49		109  Toledo	59  66					
			31  Ohio	70  95		82  Central Mich.	63  95					
			133  Buffalo	76 74		111  Eastern Mich.	80  87					
			331  Kent St.	85  95		251  Miami (OH)	60  66					
			31  Ohio	47  72		107  Akron	65 58					
			231  Bowling Green	43  58		339  Chicago St.	68 50					

Non-Div I Games: Wis. Lutheran 69 42

Northern Ill.

 Loss,
  Non-Conf, S Site,
  Home
  Away
 N Neutral

Average RPI Win: 222	WON-LOST	WINNING	LAST 10	STRENGTH OF	OPP. STRENGTH	TEAM	ADJ.	CONF.	ADJ CONF.
Average RPI Loss: 125	RECORD	PCT. RANK	GAMES	SCHEDULE	OF SCHEDULE	RPI	RPI	RPI	RPI
DIV. I ONLY	12- 8	114	6- 4	197	141	145	145	14	14
DIV. I NON-CONF.	6- 3	100	0- 1	274	125	173	173	15	15
TOTALS	RPI 1-25	RPI 26-50	W-L RECORDS	RPI 51-100	RPI 101-150	RPI 150+			
12- 8	0- 2	0- 0	OVERALL	1- 1	1- 1	10- 4			
5- 5	0- 2	0- 0	HOME	1- 0	0- 1	4- 2			
7- 3	0- 0	0- 0	AWAY	0- 1	1- 0	6- 2			
0- 0	0- 0	0- 0	NEUTRAL	0- 0	0- 0	0- 0			
6- 3	0- 1	0- 0	NON-CONFERENCE	1- 0	0- 1	5- 1			
4- 2	0- 1	0- 0	HOME	1- 0	0- 1	3- 0			
2- 1	0- 0	0- 0	AWAY	0- 0	0- 0	2- 1			
0- 0	0- 0	0- 0	NEUTRAL	0- 0	0- 0	0- 0			
6- 5	0- 1	0- 0	CONFERENCE	0- 1	1- 0	5- 3			
1- 3	0- 1	0- 0	HOME	0- 0	0- 0	1- 2			
5- 2	0- 0	0- 0	AWAY	0- 1	1- 0	4- 1			
0- 0	0- 0	0- 0	NEUTRAL	0- 0	0- 0	0- 0			

RPI 1-25				RPI 26-50				RPI 51-100				RPI 101+ Team's RPI: 145			
RPI	S	Opponent	Score	RPI	S	Opponent	Score	RPI	S	Opponent	Score	RPI	S	Opponent	Score
21	H	Green Bay	73 81					84	H	Marquette	83 78	107	H	Akron	75 77
23	H	Kentucky	65 84					99	A	Wright St.	61 66	123	A	Youngstown St.	88 77
												162	A	Detroit	65 66
												176	H	Milwaukee	60 86
												186	A	Robert Morris	72 70
												203	A	Oakland	75 71
												206	A	Valparaiso	68 50
												206	H	Valparaiso	60 61
												207	A	Cincinnati	68 71
												222	A	Ill.-Chicago	72 61
												222	H	Ill.-Chicago	55 53
												247	H	Indiana St.	73 67
												251	A	Miami (OH)	71 57
												284	H	Tennessee Tech	88 62
												302	A	Cleveland St.	83 51
												332	H	IPFW	77 64
LAST 12 Division I GAMES:															
206	A	Valparaiso	68 50	162	A	Detroit	65 66								
222	A	Ill.-Chicago	72 61	203	A	Oakland	75 71								
123	A	Youngstown St.	88 77	99	A	Wright St.	61 66								
302	A	Cleveland St.	83 51	222	H	Ill.-Chicago	55 53								
176	H	Milwaukee	60 86	206	H	Valparaiso	60 61								
21	H	Green Bay	73 81	107	H	Akron	75 77								

Non-Div I Games: Ind.-Kokomo 104 33 West Virginia St. 92 47

Northern Ky.

■ Loss,
 ■ Non-Conf, S Site,
 ■ Home
 ■ Away
 N Neutral

Northwestern

Through Games Of Feb. 9, 2016

Average RPI Win:	173	WON-LOST	WINNING	LAST 10	STRENGTH OF	OPP. STRENGTH	TEAM	ADJ.	CONF.	ADJ CONF.
Average RPI Loss:	52	RECORD	PCT. RANK	GAMES	SCHEDULE	OF SCHEDULE	RPI	RPI	RPI	RPI
DIV. I ONLY	14- 10	121	2- 8	59	58	85	85	4	4	
DIV. I NON-CONF.	11- 1	16	0- 0	228	198	66	66	4	4	
TOTALS	RPI 1-25	RPI 26-50	W-L RECORDS	RPI 51-100	RPI 101-150	RPI 150+				
14- 10	1- 4	0- 3	OVERALL	1- 2	3- 0	9- 1				
8- 5	1- 1	0- 3	HOME	1- 1	1- 0	5- 0				
3- 5	0- 0	0- 0	AWAY	0- 0	1- 0	2- 1				
3- 0	0- 0	0- 0	NEUTRAL	0- 0	1- 0	2- 0				
11- 1	0- 1	0- 0	NON-CONFERENCE	0- 0	3- 0	8- 0				
6- 1	0- 1	0- 0	HOME	0- 0	1- 0	5- 0				
2- 0	0- 0	0- 0	AWAY	0- 0	1- 0	1- 0				
3- 0	0- 0	0- 0	NEUTRAL	0- 0	1- 0	2- 0				
3- 9	1- 3	0- 3	CONFERENCE	1- 2	0- 0	1- 1				
2- 4	1- 0	0- 3	HOME	1- 1	0- 0	0- 0				
1- 5	0- 3	0- 0	AWAY	0- 1	0- 0	1- 1				
0- 0	0- 0	0- 0	NEUTRAL	0- 0	0- 0	0- 0				

RPI 1-25				RPI 26-50				RPI 51-100				Team's RPI: 85	RPI 101+			
RPI	S	Opponent	Score	RPI	S	Opponent	Score	RPI	S	Opponent	Score		RPI	S	Opponent	Score
5	A	Ohio St.	73 76	42	H	Indiana	84 91	73	H	Nebraska	85 62		106	A	North Carolina	85 72
5	H	Ohio St.	86 82	48	H	Purdue	71 85	86	A	Minnesota	92 95		117	N	Creighton	75 52
11	A	Maryland	62 80	50	H	Iowa	64 79	86	H	Minnesota	106 112		124	H	Western Mich.	86 62
13	A	Michigan St.	51 74										154	A	Illinois	69 59
19	H	DePaul	64 77										155	A	Loyola Chicago	81 72
													156	A	Penn St.	72 79
													170	N	East Carolina	78 75
													176	H	Milwaukee	69 44
													184	N	Eastern Wash.	74 70
													199	H	Idaho St.	72 36
													307	H	UMKC	80 38
													318	H	Alcorn	91 47
													327	H	Howard	89 49
LAST 12 Division I GAMES:																
86	H	Minnesota	106 112	11	A	Maryland	62 80									
154	A	Illinois	69 59	5	H	Ohio St.	86 82									
50	H	Iowa	64 79	13	A	Michigan St.	51 74									
5	A	Ohio St.	73 76	48	H	Purdue	71 85									
42	H	Indiana	84 91	73	H	Nebraska	85 62									
86	A	Minnesota	92 95	156	A	Penn St.	72 79									

Non-Div I Games:

Northwestern

■ Loss,
■ Non-Conf, S Site,
■ Home
■ Away
N Neutral

Average RPI Win:	286	WON-LOST	WINNING	LAST 10	STRENGTH OF	OPP. STRENGTH	TEAM	ADJ.	CONF.	ADJ CONF.
Average RPI Loss:	131	RECORD	PCT. RANK	GAMES	SCHEDULE	OF SCHEDULE	RPI	RPI	RPI	RPI
DIV. I ONLY	8- 10	202	5- 5	104	315	173	173	27	27	
DIV. I NON-CONF.	2- 5	253	0- 0	4	305	128	128	26	26	
TOTALS	RPI 1-25	RPI 26-50	W-L RECORDS	RPI 51-100	RPI 101-150	RPI 150+				
8- 10	0- 2	0- 0	OVERALL	0- 1	0- 3	8- 4				
6- 1	0- 0	0- 0	HOME	0- 0	0- 1	6- 0				
2- 8	0- 1	0- 0	AWAY	0- 0	0- 0	2- 0				
0- 1	0- 0	0- 0	NEUTRAL	0- 0	0- 1	0- 0				
2- 5	0- 2	0- 0	NON-CONFERENCE	0- 0	0- 2	2- 1				
2- 0	0- 0	0- 0	HOME	0- 0	0- 0	2- 0				
0- 4	0- 2	0- 0	AWAY	0- 0	0- 1	0- 1				
0- 1	0- 0	0- 0	NEUTRAL	0- 0	0- 1	0- 0				
6- 5	0- 0	0- 0	CONFERENCE	0- 1	0- 1	6- 3				
4- 1	0- 0	0- 0	HOME	0- 0	0- 1	4- 0				
2- 4	0- 0	0- 0	AWAY	0- 1	0- 0	2- 3				
0- 0	0- 0	0- 0	NEUTRAL	0- 0	0- 0	0- 0				

RPI 1-25				RPI 26-50				RPI 51-100				RPI 101+ Team's RPI: 173			
RPI	S	Opponent	Score	RPI	S	Opponent	Score	RPI	S	Opponent	Score	RPI	S	Opponent	Score
4	A	Baylor	44 86					63	A	Abilene Christian	46 67	102	A	New Mexico St.	54 65
9	A	Texas	33 86									114	H	Central Ark.	49 74
												149	N	Long Beach St.	59 60
												157	A	SMU	36 74
												172	A	McNeese St.	74 78
												230	H	Grambling	71 62
												232	A	Stephen F. Austin	52 68
												240	H	Houston Baptist	55 44
												257	H	Sam Houston St.	69 49
												273	A	Lamar	73 51
												304	H	Southeastern La.	82 62
												309	A	Nicholls St.	61 70
												324	A	Incarinate Word	53 48
												328	H	A&M-Corpus Christi	60 43
												329	H	Jackson St.	59 54
LAST 12 Division I GAMES:															
232	A	Stephen F. Austin	52 68	328	H	A&M-Corpus Christi	60 43								
304	H	Southeastern La.	82 62	324	A	Incarinate Word	53 48								
114	H	Central Ark.	49 74	63	A	Abilene Christian	46 67								
172	A	McNeese St.	74 78	257	H	Sam Houston St.	69 49								
309	A	Nicholls St.	61 70	240	H	Houston Baptist	55 44								
273	A	Lamar	73 51	329	H	Jackson St.	59 54								

Non-Div I Games: LeTourneau 73 44 Xavier (LA) 73 57 LSU-Alexandria 94 65 Central Baptist 86 56 Northwestern St.

Loss, Non-Conf, S Site, H Home A Away N Neutral

Average RPI Win:	80	WON-LOST	WINNING	LAST 10	STRENGTH OF	OPP. STRENGTH	TEAM	ADJ.	CONF.	ADJ CONF.
Average RPI Loss:	2	RECORD	PCT. RANK	GAMES	SCHEDULE	OF SCHEDULE	RPI	RPI	RPI	RPI
DIV. I ONLY	23- 1	2	5- 0	4	1	1	1	5	5	
DIV. I NON-CONF.	12- 1	9	1- 0	9	2	2	2	5	5	
TOTALS	RPI 1-25	RPI 26-50	W-L RECORDS	RPI 51-100	RPI 101-150	RPI 150+				
23- 1	6- 1	3- 0	OVERALL	8- 0	4- 0	2- 0				
11- 0	4- 0	2- 0	HOME	3- 0	2- 0	0- 0				
10- 1	1- 1	1- 0	AWAY	5- 0	2- 0	1- 0				
2- 0	1- 0	0- 0	NEUTRAL	0- 0	0- 0	1- 0				
12- 1	5- 1	0- 0	NON-CONFERENCE	4- 0	1- 0	2- 0				
6- 0	4- 0	0- 0	HOME	1- 0	1- 0	0- 0				
4- 1	0- 1	0- 0	AWAY	3- 0	0- 0	1- 0				
2- 0	1- 0	0- 0	NEUTRAL	0- 0	0- 0	1- 0				
11- 0	1- 0	3- 0	CONFERENCE	4- 0	3- 0	0- 0				
5- 0	0- 0	2- 0	HOME	2- 0	1- 0	0- 0				
6- 0	1- 0	1- 0	AWAY	2- 0	2- 0	0- 0				
0- 0	0- 0	0- 0	NEUTRAL	0- 0	0- 0	0- 0				

RPI	S	Opponent	Score	RPI	S	Opponent	Score	RPI	S	Opponent	Score	RPI	S	Opponent	Score
2	A	UConn	81 91	27	H	Syracuse	90 62	59	A	South Dakota St.	75 64	103	A	Boston College	63 50
5	H	Ohio St.	75 72	40	H	North Carolina St.	82 46	76	A	Georgia Tech	54 42	106	H	North Carolina	88 54
7	H	Oregon St.	62 61	41	A	Duke	68 61	76	H	Georgia Tech	85 76	109	H	Toledo	74 39
10	N	UCLA	92 84					92	H	Virginia Tech	80 41	146	A	Pittsburgh	65 55
15	H	Tennessee	79 66					93	A	TCU	88 72	206	A	Valparaiso	110 54
17	A	Louisville	66 61					95	A	Saint Joseph's	91 55	305	N	Denver	94 52
19	H	DePaul	95 90					96	A	Virginia	74 46				
								100	H	Bucknell	85 54				
LAST 12 Division I GAMES:															
10	N	UCLA	92 84	27	H	Syracuse	90 62	15	H	Tennessee	79 66				
17	A	Louisville	66 61	40	H	North Carolina St.	82 46	103	A	Boston College	63 50				
41	A	Duke	68 61	41	A	Duke	68 61	106	H	North Carolina	88 54				
76	A	Georgia Tech	54 42	76	A	Georgia Tech	54 42	96	A	Virginia	74 46				
92	H	Virginia Tech	80 41	92	H	Virginia Tech	80 41	146	A	Pittsburgh	65 55				

Non-Div I Games:

Notre Dame

Average RPI Win:	257	WON-LOST	WINNING	LAST 10	STRENGTH OF	OPP. STRENGTH	TEAM	ADJ.	CONF.	ADJ CONF.
Average RPI Loss:	152	RECORD	PCT. RANK	GAMES	SCHEDULE	OF SCHEDULE	RPI	RPI	RPI	RPI
DIV. I ONLY	10- 10	167	4- 6	281	220	203	203	14	14	
DIV. I NON-CONF.	6- 3	100	2- 0	338	308	225	225	15	15	
TOTALS	RPI 1-25	RPI 26-50	W-L RECORDS	RPI 51-100	RPI 101-150	RPI 150+				
10- 10	1- 1	0- 0	OVERALL	0- 2	0- 3	9- 4				
3- 5	0- 1	0- 0	HOME	0- 2	0- 2	3- 0				
7- 5	1- 0	0- 0	AWAY	0- 0	0- 1	6- 4				
0- 0	0- 0	0- 0	NEUTRAL	0- 0	0- 0	0- 0				
6- 3	0- 1	0- 0	NON-CONFERENCE	0- 1	0- 0	6- 1				
2- 2	0- 1	0- 0	HOME	0- 1	0- 0	2- 0				
4- 1	0- 0	0- 0	AWAY	0- 0	0- 0	4- 1				
0- 0	0- 0	0- 0	NEUTRAL	0- 0	0- 0	0- 0				
4- 7	1- 0	0- 0	CONFERENCE	0- 1	0- 3	3- 3				
1- 3	0- 0	0- 0	HOME	0- 1	0- 2	1- 0				
3- 4	1- 0	0- 0	AWAY	0- 0	0- 1	2- 3				
0- 0	0- 0	0- 0	NEUTRAL	0- 0	0- 0	0- 0				

RPI 1-25				RPI 26-50				RPI 51-100				RPI 101+				Team's RPI: 203	
RPI	S	Opponent	Score	RPI	S	Opponent	Score	RPI	S	Opponent	Score	RPI	S	Opponent	Score		
13	H	Michigan St.	62 82					82	H	Central Mich.	87 110	123	A	Youngstown St.	63 67		
21	A	Green Bay	58 56					99	H	Wright St.	72 77	123	H	Youngstown St.	77 96		
												145	H	Northern Ky.	71 75		
												162	A	Detroit	79 73		
												176	A	Milwaukee	64 77		
												206	A	Valparaiso	66 81		
												222	A	Ill.-Chicago	78 76		
												251	A	Miami (OH)	54 65		
												269	H	Dartmouth	78 60		
												287	A	Vermont	74 68		
												288	A	Niagara	77 67		
												302	A	Cleveland St.	75 88		
												302	H	Cleveland St.	79 69		
												332	H	IPFW	81 74		
												339	A	Chicago St.	74 51		
												346	A	Norfolk St.	83 73		
LAST 12 Division I GAMES:																	
302	A	Cleveland St.	75 88	145	H	Northern Ky.	71 75										
123	A	Youngstown St.	63 67	206	A	Valparaiso	66 81										
176	A	Milwaukee	64 77	222	A	Ill.-Chicago	78 76										
21	A	Green Bay	58 56	302	H	Cleveland St.	79 69										
162	A	Detroit	79 73	287	A	Vermont	74 68										
99	H	Wright St.	72 77	332	H	IPFW	81 74										

Non-Div I Games: Rochester College 83 49 Mich.-Dearborn 123 38

Oakland

Loss, Non-Conf, S Site, H Home A Away N Neutral

Average RPI Win:	174	WON-LOST	WINNING	LAST 10	STRENGTH OF	OPP. STRENGTH	TEAM	ADJ.	CONF.	ADJ CONF.
Average RPI Loss:	92	RECORD	PCT. RANK	GAMES	SCHEDULE	OF SCHEDULE	RPI	RPI	RPI	RPI
DIV. I ONLY	18- 4	31	9- 1	116	105	31	31	11	11	
DIV. I NON-CONF.	8- 3	77	1- 0	189	54	64	64	13	13	
TOTALS	RPI 1-25	RPI 26-50	W-L RECORDS	RPI 51-100	RPI 101-150	RPI 150+				
18- 4	0- 1	1- 0	OVERALL	5- 1	3- 1	9- 1				
8- 0	0- 0	0- 0	HOME	3- 0	2- 0	3- 0				
6- 4	0- 0	0- 0	AWAY	1- 1	1- 0	4- 0				
4- 0	0- 0	1- 0	NEUTRAL	1- 0	0- 0	2- 0				
8- 3	0- 1	1- 0	NON-CONFERENCE	2- 1	0- 0	5- 1				
3- 0	0- 0	0- 0	HOME	1- 0	0- 0	2- 0				
1- 3	0- 1	0- 0	AWAY	0- 1	0- 0	1- 1				
4- 0	0- 0	1- 0	NEUTRAL	1- 0	0- 0	2- 0				
10- 1	0- 0	0- 0	CONFERENCE	3- 0	3- 1	4- 0				
5- 0	0- 0	0- 0	HOME	2- 0	2- 0	1- 0				
5- 1	0- 0	0- 0	AWAY	1- 0	1- 1	3- 0				
0- 0	0- 0	0- 0	NEUTRAL	0- 0	0- 0	0- 0				

RPI 1-25				RPI 26-50				Team's RPI: 31				RPI 51-100				RPI 101+			
RPI	S	Opponent	Score	RPI	S	Opponent	Score	RPI	S	Opponent	Score	RPI	S	Opponent	Score	RPI	S	Opponent	Score
24	A	Duquesne	47 64	42	N	Indiana	63 56	54	A	Ball St.	68 67	107	H	Akron	75 55				
								54	H	Ball St.	73 48	111	A	Eastern Mich.	71 64				
								58	A	Vanderbilt	59 62	124	H	Western Mich.	73 63				
								72	N	FGCU	69 57	133	A	Buffalo	43 51				
								78	H	Middle Tenn.	72 49	154	A	Illinois	53 62				
								82	H	Central Mich.	86 84	170	N	East Carolina	64 61				
												231	A	Bowling Green	72 57				
												239	A	UNCW	75 59				
												256	A	Northern Ill.	72 47				
												256	H	Northern Ill.	95 70				
												275	H	Saint Francis (PA)	91 65				
												311	N	Winthrop	75 54				
												331	A	Kent St.	93 54				
												332	H	IPFW	79 52				
LAST 12 Division I GAMES:																			
256	H	Northern Ill.	95 70	82	H	Central Mich.	86 84												
133	A	Buffalo	43 51	111	A	Eastern Mich.	71 64												
54	A	Ball St.	68 67	231	A	Bowling Green	72 57												
107	H	Akron	75 55	54	H	Ball St.	73 48												
256	A	Northern Ill.	72 47	124	H	Western Mich.	73 63												
331	A	Kent St.	93 54	78	H	Middle Tenn.	72 49												

Non-Div I Games:

Ohio

Average RPI Win: 98		WON-LOST	WINNING	LAST 10	STRENGTH OF	OPP. STRENGTH	TEAM	ADJ.	CONF.	ADJ CONF.
Average RPI Loss: 23		RECORD	PCT. RANK	GAMES	SCHEDULE	OF SCHEDULE	RPI	RPI	RPI	RPI
DIV. I ONLY		19- 4	24	9- 1	2	13	5	5	4	4
DIV. I NON-CONF.		8- 3	77	0- 0	8	34	9	9	4	4
TOTALS		RPI 1-25	RPI 26-50		W-L RECORDS		RPI 51-100	RPI 101-150		RPI 150+
19- 4	4- 3	5- 0		OVERALL		3- 1	3- 0		4- 0	
12- 1	2- 1	4- 0		HOME		2- 0	2- 0		2- 0	
5- 3	1- 2	1- 0		AWAY		1- 1	0- 0		2- 0	
2- 0	1- 0	0- 0		NEUTRAL		0- 0	1- 0		0- 0	
8- 3	1- 3	1- 0		NON-CONFERENCE		1- 0	2- 0		3- 0	
5- 1	0- 1	1- 0		HOME		1- 0	1- 0		2- 0	
1- 2	0- 2	0- 0		AWAY		0- 0	0- 0		1- 0	
2- 0	1- 0	0- 0		NEUTRAL		0- 0	1- 0		0- 0	
11- 1	3- 0	4- 0		CONFERENCE		2- 1	1- 0		1- 0	
7- 0	2- 0	3- 0		HOME		1- 0	1- 0		0- 0	
4- 1	1- 0	1- 0		AWAY		1- 1	0- 0		1- 0	
0- 0	0- 0	0- 0		NEUTRAL		0- 0	0- 0		0- 0	

RPI	S	Opponent	Score	RPI	S	Opponent	Score	RPI	S	Opponent	Score	RPI	S	Opponent	Score
1	A	Notre Dame	72 75	42	H	Indiana	97 70	75	A	Michigan	97 93	101	N	Liberty	75 65
2	H	UConn	56 100	43	A	Rutgers	67 58	85	A	Northwestern	82 86	110	H	Belmont	84 56
3	A	South Carolina	80 88	43	H	Rutgers	90 78	85	H	Northwestern	76 73	141	H	Wisconsin	87 61
11	A	Maryland	80 71	47	H	Princeton	90 70	96	H	Virginia	93 73	154	A	Illinois	80 70
11	H	Maryland	94 86	48	H	Purdue	90 70					207	A	Cincinnati	105 76
13	H	Michigan St.	85 80									274	H	N.C. A&T	89 56
18	N	Texas A&M	95 80									342	H	Wagner	106 47
LAST 12 Division I GAMES:															
		11	H	Maryland	94	86			48	H	Purdue	90	70		
		141	H	Wisconsin	87	61			85	A	Northwestern	82	86		
		154	A	Illinois	80	70			43	H	Rutgers	90	78		
		85	H	Northwestern	76	73			42	H	Indiana	97	70		
		43	A	Rutgers	67	58			11	A	Maryland	80	71		
		75	A	Michigan	97	93			13	H	Michigan St.	85	80		

Non-Div I Games:

Ohio St.

■ Loss,
 ■ Non-Conf, S Site,
 ■ Home
 ■ Away
 N Neutral

Average RPI Win:	132	WON-LOST	WINNING	LAST 10	STRENGTH OF	OPP. STRENGTH	TEAM	ADJ.	CONF.	ADJ CONF.
Average RPI Loss:	44	RECORD	PCT. RANK	GAMES	SCHEDULE	OF SCHEDULE	RPI	RPI	RPI	RPI
DIV. I ONLY	16- 7	70	6- 4	43	14	32	32	3	3	
DIV. I NON-CONF.	9- 2	37	0- 0	202	21	71	71	3	3	
TOTALS	RPI 1-25	RPI 26-50	W-L RECORDS	RPI 51-100	RPI 101-150	RPI 150+				
16- 7	1- 5	3- 1	OVERALL	4- 0	2- 0	6- 1				
9- 2	1- 1	2- 0	HOME	1- 0	1- 0	4- 1				
5- 4	0- 3	1- 1	AWAY	2- 0	0- 0	2- 0				
2- 1	0- 1	0- 0	NEUTRAL	1- 0	1- 0	0- 0				
9- 2	1- 1	1- 0	NON-CONFERENCE	1- 0	1- 0	5- 1				
4- 1	1- 0	0- 0	HOME	0- 0	0- 0	3- 1				
3- 0	0- 0	1- 0	AWAY	0- 0	0- 0	2- 0				
2- 1	0- 1	0- 0	NEUTRAL	1- 0	1- 0	0- 0				
7- 5	0- 4	2- 1	CONFERENCE	3- 0	1- 0	1- 0				
5- 1	0- 1	2- 0	HOME	1- 0	1- 0	1- 0				
2- 4	0- 3	0- 1	AWAY	2- 0	0- 0	0- 0				
0- 0	0- 0	0- 0	NEUTRAL	0- 0	0- 0	0- 0				

RPI 1-25				RPI 26-50				Team's RPI: 32	RPI 51-100				RPI 101+			
RPI	S	Opponent	Score	RPI	S	Opponent	Score		RPI	S	Opponent	Score	RPI	S	Opponent	Score
4	A	Baylor	68 78	36	H	West Virginia	57 54		70	N	Utah	70 55	103	N	Boston College	76 61
9	A	Texas	76 83	37	A	Washington	71 68		93	A	TCU	78 65	131	H	Texas Tech	92 53
12	H	BYU	73 47	44	A	Kansas St.	71 87		93	H	TCU	77 64	171	H	Little Rock	65 52
16	A	Oklahoma St.	42 73	44	H	Kansas St.	68 58		94	A	Iowa St.	77 71	181	A	Tulsa	75 62
16	H	Oklahoma St.	69 71										190	H	Kansas	67 44
18	N	Texas A&M	68 74										200	H	North Texas	57 61
													229	H	UTSA	80 41
													311	H	Winthrop	78 48
													315	A	Bradley	79 46
LAST 12 Division I GAMES:																
44	A	Kansas St.	71 87	131	H	Texas Tech	92 53									
93	H	TCU	77 64	16	A	Oklahoma St.	42 73									
16	H	Oklahoma St.	69 71	44	H	Kansas St.	68 58									
94	A	Iowa St.	77 71	93	A	TCU	78 65									
36	H	West Virginia	57 54	4	A	Baylor	68 78									
9	A	Texas	76 83	190	H	Kansas	67 44									

Non-Div I Games:

Oklahoma

■ Loss,
 ■ Non-Conf, S Site,
 ■ Home
 ■ Away
 N Neutral

Average RPI Win:	140	WON-LOST	WINNING	LAST 10	STRENGTH OF	OPP. STRENGTH	TEAM	ADJ.	CONF.	ADJ CONF.
Average RPI Loss:	47	RECORD	PCT. RANK	GAMES	SCHEDULE	OF SCHEDULE	RPI	RPI	RPI	RPI
DIV. I ONLY	18- 4	31	7- 3	52	49	16	16	3	3	
DIV. I NON-CONF.	10- 1	19	1- 0	157	187	28	28	3	3	
TOTALS	RPI 1-25	RPI 26-50	W-L RECORDS	RPI 51-100	RPI 101-150	RPI 150+				
18- 4	1- 1	2- 2	OVERALL	4- 1	3- 0	8- 0				
13- 1	1- 1	1- 0	HOME	3- 0	2- 0	6- 0				
5- 3	0- 0	1- 2	AWAY	1- 1	1- 0	2- 0				
0- 0	0- 0	0- 0	NEUTRAL	0- 0	0- 0	0- 0				
10- 1	0- 0	0- 1	NON-CONFERENCE	2- 0	1- 0	7- 0				
8- 0	0- 0	0- 0	HOME	1- 0	1- 0	6- 0				
2- 1	0- 0	0- 1	AWAY	1- 0	0- 0	1- 0				
0- 0	0- 0	0- 0	NEUTRAL	0- 0	0- 0	0- 0				
8- 3	1- 1	2- 1	CONFERENCE	2- 1	2- 0	1- 0				
5- 1	1- 1	1- 0	HOME	2- 0	1- 0	0- 0				
3- 2	0- 0	1- 1	AWAY	0- 1	1- 0	1- 0				
0- 0	0- 0	0- 0	NEUTRAL	0- 0	0- 0	0- 0				

RPI 1-25				Team's RPI: 16		RPI 26-50				RPI 51-100				RPI 101+					
RPI	S	Opponent	Score		RPI	S	Opponent	Score		RPI	S	Opponent	Score		RPI	S	Opponent	Score	
4	H	Baylor	52	45	32	A	Oklahoma	71	69	67	H	Washington St.	70	60	106	H	North Carolina	77	67
9	H	Texas	48	78	32	H	Oklahoma	73	42	87	A	Missouri St.	74	55	131	A	Texas Tech	69	46
					39	A	South Fla.	46	68	93	H	TCU	80	52	131	H	Texas Tech	70	57
					44	A	Kansas St.	44	47	94	A	Iowa St.	42	49	152	H	SIUE	86	61
										94	H	Iowa St.	79	76	159	H	Oral Roberts	59	55
															182	H	UTRGV	78	54
															190	A	Kansas	74	46
															236	H	Texas Southern	87	52
															259	A	UCF	74	55
															273	H	Lamar	90	45
															294	H	Savannah St.	76	48
LAST 12 Division I GAMES:																			
					131	H	Texas Tech	70	57	44	A	Kansas St.	44	47					
					32	A	Oklahoma	71	69	9	H	Texas	48	78					
					93	H	TCU	80	52	131	A	Texas Tech	69	46					
					190	A	Kansas	74	46	94	A	Iowa St.	42	49					
					94	H	Iowa St.	79	76	4	H	Baylor	52	45					
					32	H	Oklahoma	73	42	294	H	Savannah St.	76	48					

Non-Div I Games:

Oklahoma St.

Average RPI Win:	211	WON-LOST	WINNING	LAST 10	STRENGTH OF	OPP. STRENGTH	TEAM	ADJ.	CONF.	ADJ CONF.
Average RPI Loss:	119	RECORD	PCT. RANK	GAMES	SCHEDULE	OF SCHEDULE	RPI	RPI	RPI	RPI
DIV. I ONLY	10- 12	197	6- 4	98	172	158	158	12	12	
DIV. I NON-CONF.	4- 8	234	1- 1	168	254	223	223	10	10	
TOTALS	RPI 1-25	RPI 26-50	W-L RECORDS	RPI 51-100	RPI 101-150	RPI 150+				
10- 12	0- 1	0- 1	OVERALL	3- 3	1- 3	6- 4				
6- 3	0- 0	0- 1	HOME	1- 0	1- 1	4- 1				
4- 6	0- 0	0- 0	AWAY	2- 2	0- 1	2- 3				
0- 3	0- 1	0- 0	NEUTRAL	0- 1	0- 1	0- 0				
4- 8	0- 1	0- 1	NON-CONFERENCE	0- 2	0- 2	4- 2				
2- 2	0- 0	0- 1	HOME	0- 0	0- 1	2- 0				
2- 3	0- 0	0- 0	AWAY	0- 1	0- 0	2- 2				
0- 3	0- 1	0- 0	NEUTRAL	0- 1	0- 1	0- 0				
6- 4	0- 0	0- 0	CONFERENCE	3- 1	1- 1	2- 2				
4- 1	0- 0	0- 0	HOME	1- 0	1- 0	2- 1				
2- 3	0- 0	0- 0	AWAY	2- 1	0- 1	0- 1				
0- 0	0- 0	0- 0	NEUTRAL	0- 0	0- 0	0- 0				

RPI 1-25				RPI 26-50				RPI 51-100				RPI 101+ Team's RPI: 158			
RPI	S	Opponent	Score	RPI	S	Opponent	Score	RPI	S	Opponent	Score	RPI	S	Opponent	Score
11	N	Maryland	49 95	38	H	Miami (FL)	35 61	56	A	Western Ky.	51 68	134	A	Marshall	62 80
								59	N	South Dakota St.	39 71	136	H	Southern Miss.	53 45
								78	A	Middle Tenn.	61 58	146	N	Pittsburgh	58 67
								90	A	Charlotte	71 59	148	H	ETSU	52 56
								90	H	Charlotte	94 85	161	H	Fla. Atlantic	85 45
								98	A	VCU	54 74	166	H	Louisiana Tech	51 69
												169	A	UAB	55 58
												197	A	William & Mary	64 75
												204	A	Richmond	57 62
												255	H	Loyola Maryland	64 41
												306	H	FIU	84 49
												320	A	UMES	69 52
												327	A	Howard	83 64
												342	H	Wagner	71 57
LAST 12 Division I GAMES:															
		90	H	Charlotte			94	85			169	A	UAB		55 58
		306	H	FIU			84	49			136	H	Southern Miss.		53 45
		161	H	Fla. Atlantic			85	45			166	H	Louisiana Tech		51 69
		134	A	Marshall			62	80			90	A	Charlotte		71 59
		56	A	Western Ky.			51	68			197	A	William & Mary		64 75
		78	A	Middle Tenn.			61	58			320	A	UMES		69 52

Non-Div I Games:

Old Dominion

■ Loss,
■ Non-Conf,
■ S Site,
■ H Home
■ A Away
N Neutral

Average RPI Win:	213	WON-LOST	WINNING	LAST 10	STRENGTH OF	OPP. STRENGTH	TEAM	ADJ.	CONF.	ADJ CONF.
Average RPI Loss:	69	RECORD	PCT. RANK	GAMES	SCHEDULE	OF SCHEDULE	RPI	RPI	RPI	RPI
DIV. I ONLY	10- 13	205	2- 8	50	111	139	139	2	2	
DIV. I NON-CONF.	8- 5	119	2- 0	221	332	186	186	2	2	
TOTALS	RPI 1-25	RPI 26-50	W-L RECORDS	RPI 51-100	RPI 101-150	RPI 150+				
10- 13	1- 4	0- 2	OVERALL	2- 3	1- 4	6- 0				
8- 5	1- 1	0- 1	HOME	2- 2	0- 1	5- 0				
2- 8	0- 3	0- 1	AWAY	0- 1	1- 3	1- 0				
0- 0	0- 0	0- 0	NEUTRAL	0- 0	0- 0	0- 0				
8- 5	0- 0	0- 0	NON-CONFERENCE	1- 3	1- 2	6- 0				
6- 3	0- 0	0- 0	HOME	1- 2	0- 1	5- 0				
2- 2	0- 0	0- 0	AWAY	0- 1	1- 1	1- 0				
0- 0	0- 0	0- 0	NEUTRAL	0- 0	0- 0	0- 0				
2- 8	1- 4	0- 2	CONFERENCE	1- 0	0- 2	0- 0				
2- 2	1- 1	0- 1	HOME	1- 0	0- 0	0- 0				
0- 6	0- 3	0- 1	AWAY	0- 0	0- 2	0- 0				
0- 0	0- 0	0- 0	NEUTRAL	0- 0	0- 0	0- 0				

RPI	S	Opponent	Score	RPI	S	Opponent	Score	RPI	S	Opponent	Score	RPI	S	Opponent	Score	Team's RPI: 139
3	A	South Carolina	62 81	28	A	Georgia	56 70	56	H	Western Ky.	59 53	112	A	Stony Brook	72 57	
18	A	Texas A&M	58 81	33	H	Missouri	46 60	58	H	Vanderbilt	55 52	118	A	LSU	57 76	
20	H	Florida	65 85					78	A	Middle Tenn.	75 84	125	H	La.-Lafayette	78 82	
22	A	Mississippi St.	51 79					81	H	Tulane	59 61	136	A	Southern Miss.	38 57	
23	H	Kentucky	73 65					87	H	Missouri St.	78 91	150	A	Alabama	37 48	
												172	H	McNeese St.	96 56	
												335	H	New Orleans	97 59	
												336	H	Ark.-Pine Bluff	80 45	
												342	A	Wagner	86 49	
												345	H	Alabama A&M	103 42	
												348	H	Mississippi Val.	97 61	
LAST 12 Division I GAMES:																
28	A	Georgia	56 70	18	A	Texas A&M	58 81									
150	A	Alabama	37 48	20	H	Florida	65 85									
33	H	Missouri	46 60	118	A	LSU	57 76									
3	A	South Carolina	62 81	58	H	Vanderbilt	55 52									
23	H	Kentucky	73 65	345	H	Alabama A&M	103 42									
22	A	Mississippi St.	51 79	172	H	McNeese St.	96 56									

Non-Div I Games:

Ole Miss

■ Loss,
■ Non-Conf,
■ S Site,
■ H Home
■ A Away
N Neutral

Average RPI Win:	295	WON-LOST	WINNING	LAST 10	STRENGTH OF	OPP. STRENGTH	TEAM	ADJ.	CONF.	ADJ CONF.
Average RPI Loss:	136	RECORD	PCT. RANK	GAMES	SCHEDULE	OF SCHEDULE	RPI	RPI	RPI	RPI
DIV. I ONLY	9- 12	208	3- 7	269	251	264	264	18	18	
DIV. I NON-CONF.	5- 5	160	0- 1	334	265	285	285	19	19	
TOTALS	RPI 1-25	RPI 26-50	W-L RECORDS	RPI 51-100	RPI 101-150	RPI 150+				
9- 12	0- 0	0- 0	OVERALL	0- 4	0- 3	9- 5				
6- 5	0- 0	0- 0	HOME	0- 2	0- 1	6- 2				
2- 6	0- 0	0- 0	AWAY	0- 2	0- 2	2- 2				
1- 1	0- 0	0- 0	NEUTRAL	0- 0	0- 0	1- 1				
5- 5	0- 0	0- 0	NON-CONFERENCE	0- 0	0- 2	5- 3				
3- 2	0- 0	0- 0	HOME	0- 0	0- 1	3- 1				
1- 2	0- 0	0- 0	AWAY	0- 0	0- 1	1- 1				
1- 1	0- 0	0- 0	NEUTRAL	0- 0	0- 0	1- 1				
4- 7	0- 0	0- 0	CONFERENCE	0- 4	0- 1	4- 2				
3- 3	0- 0	0- 0	HOME	0- 2	0- 0	3- 1				
1- 4	0- 0	0- 0	AWAY	0- 2	0- 1	1- 1				
0- 0	0- 0	0- 0	NEUTRAL	0- 0	0- 0	0- 0				

RPI 1-25				RPI 26-50				RPI 51-100				RPI 101+ Team's RPI: 264			
RPI	S	Opponent	Score	RPI	S	Opponent	Score	RPI	S	Opponent	Score	RPI	S	Opponent	Score
								59	A	South Dakota St.	58 68	113	A	IUPUI	59 75
								59	H	South Dakota St.	47 65	117	H	Creighton	46 69
								80	A	South Dakota	76 82	126	A	North Dakota	52 67
								80	H	South Dakota	55 70	152	A	SIUE	86 90
												159	H	Oral Roberts	65 67
												220	H	Utah Valley	59 74
												227	A	Western Ill.	55 74
												227	H	Western Ill.	79 66
												240	N	Houston Baptist	51 64
												247	A	Indiana St.	51 50
												259	H	UCF	75 60
												305	H	Denver	67 55
												307	H	UMKC	57 42
												316	N	Illinois St.	60 56
												321	H	North Dakota St.	77 52
												332	A	IPFW	60 58
												338	H	Eastern Ill.	76 67
LAST 12 Division I GAMES:															
				80	H	South Dakota	55 70	113	A	IUPUI	59 75				
				59	H	South Dakota St.	47 65	80	A	South Dakota	76 82				
				227	A	Western Ill.	55 74	59	A	South Dakota St.	58 68				
				332	A	IPFW	60 58	227	H	Western Ill.	79 66				
				159	H	Oral Roberts	65 67	321	H	North Dakota St.	77 52				
				305	H	Denver	67 55	220	H	Utah Valley	59 74				

Non-Div I Games: Midland 58 53 Waldorf 97 32

Omaha

Loss, Non-Conf, S Site, H Home A Away N Neutral

Oral Roberts

Through Games Of Feb. 9, 2016

Average RPI Win:	241	WON-LOST	WINNING	LAST 10	STRENGTH OF	OPP. STRENGTH	TEAM	ADJ.	CONF.	ADJ CONF.
Average RPI Loss:	111	RECORD	PCT. RANK	GAMES	SCHEDULE	OF SCHEDULE	RPI	RPI	RPI	RPI
DIV. I ONLY	10- 11	186	8- 2	187	118	159	159	18	18	
DIV. I NON-CONF.	2- 8	290	1- 0	122	6	187	187	19	19	
TOTALS	RPI 1-25	RPI 26-50	W-L RECORDS	RPI 51-100	RPI 101-150	RPI 150+				
10- 11	0- 2	0- 0	OVERALL	1- 3	1- 3	8- 3				
4- 3	0- 0	0- 0	HOME	1- 1	0- 1	3- 1				
6- 8	0- 2	0- 0	AWAY	0- 2	1- 2	5- 2				
0- 0	0- 0	0- 0	NEUTRAL	0- 0	0- 0	0- 0				
2- 8	0- 2	0- 0	NON-CONFERENCE	0- 2	0- 2	2- 2				
0- 1	0- 0	0- 0	HOME	0- 0	0- 0	0- 1				
2- 7	0- 2	0- 0	AWAY	0- 2	0- 2	2- 1				
0- 0	0- 0	0- 0	NEUTRAL	0- 0	0- 0	0- 0				
8- 3	0- 0	0- 0	CONFERENCE	1- 1	1- 1	6- 1				
4- 2	0- 0	0- 0	HOME	1- 1	0- 1	3- 0				
4- 1	0- 0	0- 0	AWAY	0- 0	1- 0	3- 1				
0- 0	0- 0	0- 0	NEUTRAL	0- 0	0- 0	0- 0				

RPI 1-25				RPI 26-50				RPI 51-100				RPI 101+ Team's RPI: 159			
RPI	S	Opponent	Score	RPI	S	Opponent	Score	RPI	S	Opponent	Score	RPI	S	Opponent	Score
4	A	Baylor	39 97					59	H	South Dakota St.	50 68	111	A	Eastern Mich.	69 77
16	A	Oklahoma St.	55 59					75	A	Michigan	44 61	113	A	IUPUI	52 47
								80	H	South Dakota	60 56	113	H	IUPUI	54 57
								87	A	Missouri St.	64 72	130	A	Arkansas	50 65
												171	H	Little Rock	52 66
												181	A	Tulsa	59 53
												190	A	Kansas	70 63
												227	A	Western Ill.	61 72
												233	A	Grand Canyon	64 66
												264	A	Omaha	67 65
												305	A	Denver	59 56
												305	H	Denver	65 33
												321	A	North Dakota St.	52 42
												321	H	North Dakota St.	59 58
												332	H	IPFW	61 59
LAST 12 Division I GAMES:															
305	A	Denver	59 56	332	H	IPFW	61 59								
321	H	North Dakota St.	59 58	321	A	North Dakota St.	52 42								
113	H	IUPUI	54 57	80	H	South Dakota	60 56								
59	H	South Dakota St.	50 68	113	A	IUPUI	52 47								
305	H	Denver	65 33	227	A	Western Ill.	61 72								
264	A	Omaha	67 65	190	A	Kansas	70 63								

Non-Div I Games: Lyon 49 68 Evangel 89 46

Oral Roberts

Loss, Non-Conf, S Site, H Home A Away N Neutral

Average RPI Win: 164		WON-LOST	WINNING	LAST 10	STRENGTH OF	OPP. STRENGTH	TEAM	ADJ.	CONF.	ADJ CONF.
Average RPI Loss: 11		RECORD	PCT. RANK	GAMES	SCHEDULE	OF SCHEDULE	RPI	RPI	RPI	RPI
DIV. I ONLY		17- 6	52	6- 4	125	5	61	61	1	1
DIV. I NON-CONF.		11- 0	1	0- 0	332	51	84	84	1	1
TOTALS	RPI 1-25		RPI 26-50		W-L RECORDS		RPI 51-100		RPI 101-150	RPI 150+
17- 6	0- 5		1- 1		OVERALL	4- 0		3- 0		9- 0
12- 3	0- 3		0- 0		HOME	2- 0		2- 0		8- 0
5- 3	0- 2		1- 1		AWAY	2- 0		1- 0		1- 0
0- 0	0- 0		0- 0		NEUTRAL	0- 0		0- 0		0- 0
11- 0	0- 0		0- 0		NON-CONFERENCE	1- 0		2- 0		8- 0
10- 0	0- 0		0- 0		HOME	1- 0		1- 0		8- 0
1- 0	0- 0		0- 0		AWAY	0- 0		1- 0		0- 0
0- 0	0- 0		0- 0		NEUTRAL	0- 0		0- 0		0- 0
6- 6	0- 5		1- 1		CONFERENCE	3- 0		1- 0		1- 0
2- 3	0- 3		0- 0		HOME	1- 0		1- 0		0- 0
4- 3	0- 2		1- 1		AWAY	2- 0		0- 0		1- 0
0- 0	0- 0		0- 0		NEUTRAL	0- 0		0- 0		0- 0

RPI 1-25				RPI 26-50				RPI 51-100				Team's RPI: 61		RPI 101+			
RPI	S	Opponent	Score	RPI	S	Opponent	Score	RPI	S	Opponent	Score			RPI	S	Opponent	Score
6	H	Stanford	62 64	26	A	Southern California	67 74	67	A	Washington St.	73 48			104	H	Arizona	76 54
7	A	Oregon St.	33 60	37	A	Washington	75 63	69	H	UC Riverside	95 81			106	A	North Carolina	79 77
7	H	Oregon St.	45 59					70	A	Utah	77 65			126	H	North Dakota	77 51
8	H	Arizona St.	58 63					74	H	California	69 59			167	H	Hampton	86 51
10	A	UCLA	69 80											179	A	Colorado	59 46
LAST 12 Division I GAMES:																	
				37	A	Washington	75 63	74	H	California	69 59						
				67	A	Washington St.	73 48	6	H	Stanford	62 64						
				104	H	Arizona	76 54	7	H	Oregon St.	45 59						
				8	H	Arizona St.	58 63	7	A	Oregon St.	33 60						
				70	A	Utah	77 65	26	A	Southern California	67 74						
				179	A	Colorado	59 46	10	A	UCLA	69 80						

Non-Div I Games:

Oregon

Loss, Non-Conf, S Site, H Home A Away N Neutral

Average RPI Win:	111	WON-LOST	WINNING	LAST 10	STRENGTH OF	OPP. STRENGTH	TEAM	ADJ.	CONF.	ADJ CONF.
Average RPI Loss:	9	RECORD	PCT. RANK	GAMES	SCHEDULE	OF SCHEDULE	RPI	RPI	RPI	RPI
DIV. I ONLY	20- 3	12	10- 0	32	6	7	7	1	1	
DIV. I NON-CONF.	9- 2	37	0- 0	116	25	42	42	1	1	
TOTALS	RPI 1-25	RPI 26-50	W-L RECORDS	RPI 51-100	RPI 101-150	RPI 150+				
20- 3	2- 3	2- 0	OVERALL	8- 0	3- 0	5- 0				
10- 1	2- 1	0- 0	HOME	3- 0	2- 0	3- 0				
8- 2	0- 2	2- 0	AWAY	4- 0	0- 0	2- 0				
2- 0	0- 0	0- 0	NEUTRAL	1- 0	1- 0	0- 0				
9- 2	0- 2	0- 0	NON-CONFERENCE	3- 0	2- 0	4- 0				
5- 1	0- 1	0- 0	HOME	1- 0	1- 0	3- 0				
2- 1	0- 1	0- 0	AWAY	1- 0	0- 0	1- 0				
2- 0	0- 0	0- 0	NEUTRAL	1- 0	1- 0	0- 0				
11- 1	2- 1	2- 0	CONFERENCE	5- 0	1- 0	1- 0				
5- 0	2- 0	0- 0	HOME	2- 0	1- 0	0- 0				
6- 1	0- 1	2- 0	AWAY	3- 0	0- 0	1- 0				
0- 0	0- 0	0- 0	NEUTRAL	0- 0	0- 0	0- 0				

RPI 1-25				RPI 26-50				RPI 51-100				RPI 101+			
RPI	S	Opponent	Score	RPI	S	Opponent	Score	RPI	S	Opponent	Score	RPI	S	Opponent	Score
1	A	Notre Dame	61 62	26	A	Southern California	57 49	61	A	Oregon	59 45	104	H	Arizona	71 43
6	H	Stanford	58 50	37	A	Washington	61 53	61	H	Oregon	60 33	130	N	Arkansas	63 47
8	H	Arizona St.	67 44					67	A	Washington St.	54 45	137	H	Idaho	69 44
10	A	UCLA	51 71					69	H	UC Riverside	86 65	179	A	Colorado	61 47
15	H	Tennessee	50 53					70	A	Utah	62 53	192	H	Cal Poly	80 43
								74	H	California	70 48	246	H	CSU Bakersfield	75 51
								77	N	Hofstra	73 50	281	A	Portland	94 50
								84	A	Marquette	65 58	310	H	Longwood	110 45
LAST 12 Division I GAMES:															
				67	A	Washington St.	54 45	6	H	Stanford	58 50				
				37	A	Washington	61 53	74	H	California	70 48				
				8	H	Arizona St.	67 44	61	A	Oregon	59 45				
				104	H	Arizona	71 43	61	H	Oregon	60 33				
				179	A	Colorado	61 47	10	A	UCLA	51 71				
				70	A	Utah	62 53	26	A	Southern California	57 49				

Non-Div I Games:

Oregon St.

■ Loss,
 ■ Non-Conf, S Site,
 ■ Home
 ■ Away
 N Neutral

Average RPI Win: 218	WON-LOST	WINNING	LAST 10	STRENGTH OF	OPP. STRENGTH	TEAM	ADJ.	CONF.	ADJ CONF.
Average RPI Loss: 104	RECORD	PCT. RANK	GAMES	SCHEDULE	OF SCHEDULE	RPI	RPI	RPI	RPI
DIV. I ONLY	9- 13	222	2- 8	75	145	140	140	9	9
DIV. I NON-CONF.	6- 4	125	0- 0	224	259	127	127	9	9
<hr/>									
TOTALS	RPI 1-25	RPI 26-50	W-L RECORDS	RPI 51-100	RPI 101-150	RPI 150+			
9- 13	0- 2	0- 2	OVERALL	0- 4	2- 2	7- 3			
4- 5	0- 1	0- 1	HOME	0- 1	1- 1	3- 1			
5- 8	0- 0	0- 0	AWAY	0- 0	1- 0	4- 0			
0- 0	0- 0	0- 0	NEUTRAL	0- 0	0- 0	0- 0			
6- 4	0- 0	0- 0	NON-CONFERENCE	0- 0	1- 2	5- 2			
2- 1	0- 0	0- 0	HOME	0- 0	0- 1	2- 0			
4- 3	0- 0	0- 0	AWAY	0- 0	1- 1	3- 2			
0- 0	0- 0	0- 0	NEUTRAL	0- 0	0- 0	0- 0			
3- 9	0- 2	0- 2	CONFERENCE	0- 4	1- 0	2- 1			
2- 4	0- 1	0- 1	HOME	0- 1	1- 0	1- 1			
1- 5	0- 1	0- 1	AWAY	0- 3	0- 0	1- 0			
0- 0	0- 0	0- 0	NEUTRAL	0- 0	0- 0	0- 0			

RPI 1-25				RPI 26-50				RPI 51-100				RPI 101+ Team's RPI: 140			
RPI	S	Opponent	Score	RPI	S	Opponent	Score	RPI	S	Opponent	Score	RPI	S	Opponent	Score
12	A	BYU	62 79	49	A	St. Mary's (CA)	75 83	65	A	San Diego	56 69	104	A	Arizona	56 69
12	H	BYU	57 67	49	H	St. Mary's (CA)	73 82	65	H	San Diego	56 59	106	A	North Carolina	66 63
								66	A	Santa Clara	52 76	120	H	San Francisco	70 57
								89	A	Gonzaga	61 68	149	H	Long Beach St.	60 68
												196	A	UC Davis	66 53
												210	H	San Jose St.	81 69
												221	A	Utah St.	70 78
												225	A	Montana	54 64
												226	A	Gardner-Webb	84 77
												244	H	Loyola Marymount	60 63
												246	A	CSU Bakersfield	80 74
												268	H	Pepperdine	65 62
												281	A	Portland	72 64
												313	H	Nevada	74 52
<hr/>															
LAST 12 Division I GAMES:															
65	H	San Diego	56 59	244	H	Loyola Marymount	60 63								
12	H	BYU	57 67	268	H	Pepperdine	65 62								
49	A	St. Mary's (CA)	75 83	12	A	BYU	62 79								
89	A	Gonzaga	61 68	65	A	San Diego	56 69								
281	A	Portland	72 64	120	H	San Francisco	70 57								
49	H	St. Mary's (CA)	73 82	66	A	Santa Clara	52 76								

Non-Div I Games: Stanislaus St. 74 61

Pacific

■ Loss,
 ■ Non-Conf,
 ■ S Site,
 ■ Home
 ■ Away
 N Neutral

Average RPI Win:	182	WON-LOST	WINNING	LAST 10	STRENGTH OF	OPP. STRENGTH	TEAM	ADJ.	CONF.	ADJ CONF.
Average RPI Loss:	67	RECORD	PCT. RANK	GAMES	SCHEDULE	OF SCHEDULE	RPI	RPI	RPI	RPI
DIV. I ONLY	15- 3	19	8- 1	130	149	45	45	10	10	
DIV. I NON-CONF.	10- 3	61	5- 1	165	173	68	68	11	11	
TOTALS	RPI 1-25	RPI 26-50	W-L RECORDS	RPI 51-100	RPI 101-150	RPI 150+				
15- 3	0- 0	1- 1	OVERALL	3- 2	3- 0	8- 0				
8- 1	0- 0	1- 1	HOME	2- 0	2- 0	3- 0				
7- 2	0- 0	0- 0	AWAY	1- 2	1- 0	5- 0				
0- 0	0- 0	0- 0	NEUTRAL	0- 0	0- 0	0- 0				
10- 3	0- 0	0- 1	NON-CONFERENCE	3- 2	0- 0	7- 0				
5- 1	0- 0	0- 1	HOME	2- 0	0- 0	3- 0				
5- 2	0- 0	0- 0	AWAY	1- 2	0- 0	4- 0				
0- 0	0- 0	0- 0	NEUTRAL	0- 0	0- 0	0- 0				
5- 0	0- 0	1- 0	CONFERENCE	0- 0	3- 0	1- 0				
3- 0	0- 0	1- 0	HOME	0- 0	2- 0	0- 0				
2- 0	0- 0	0- 0	AWAY	0- 0	1- 0	1- 0				
0- 0	0- 0	0- 0	NEUTRAL	0- 0	0- 0	0- 0				

RPI 1-25				RPI 26-50				Team's RPI: 45		RPI 51-100				RPI 101+			
RPI	S	Opponent	Score	RPI	S	Opponent	Score	RPI	S	Opponent	Score	RPI	S	Opponent	Score		
				41	H	Duke	50 57	60	A	Temple	60 54	108	H	Yale	68 49		
				47	H	Princeton	50 48	62	H	Colorado St.	49 48	143	A	Harvard	68 48		
								64	A	Villanova	46 66	147	H	Brown	66 49		
								83	H	Drexel	72 67	151	A	Hawaii	64 54		
								95	A	Saint Joseph's	46 50	183	A	UMBC	81 46		
												262	H	Navy	57 43		
												265	A	New Hampshire	67 60		
												269	A	Dartmouth	56 41		
												278	A	La Salle	78 68		
												326	H	Lafayette	54 37		
												342	H	Wagner	78 50		
LAST 12 Division I GAMES:																	
269	A	Dartmouth	56 41	278	A	La Salle	78 68										
143	A	Harvard	68 48	47	H	Princeton	50 48										
147	H	Brown	66 49	151	A	Hawaii	64 54										
108	H	Yale	68 49	342	H	Wagner	78 50										
64	A	Villanova	46 66	83	H	Drexel	72 67										
60	A	Temple	60 54	95	A	Saint Joseph's	46 50										

Non-Div I Games: BYU-Hawaii 73 41

Penn

■ Loss,
 ■ Non-Conf, S Site,
 ■ Home
 ■ Away
 N Neutral

Average RPI Win:	171	WON-LOST	WINNING	LAST 10	STRENGTH OF	OPP. STRENGTH	TEAM	ADJ.	CONF.	ADJ CONF.
Average RPI Loss:	69	RECORD	PCT. RANK	GAMES	SCHEDULE	OF SCHEDULE	RPI	RPI	RPI	RPI
DIV. I ONLY	8- 15	251	0- 4	39	48	156	156	4	4	
DIV. I NON-CONF.	5- 6	180	0- 1	52	117	152	152	4	4	
TOTALS	RPI 1-25	RPI 26-50	W-L RECORDS	RPI 51-100	RPI 101-150	RPI 150+				
8- 15	0- 4	1- 4	OVERALL	1- 5	1- 1	5- 1				
6- 7	0- 2	0- 2	HOME	1- 3	1- 0	4- 0				
2- 7	0- 1	1- 2	AWAY	0- 2	0- 1	1- 1				
0- 1	0- 1	0- 0	NEUTRAL	0- 0	0- 0	0- 0				
5- 6	0- 2	0- 2	NON-CONFERENCE	0- 1	1- 0	4- 1				
5- 1	0- 0	0- 0	HOME	0- 1	1- 0	4- 0				
0- 4	0- 1	0- 2	AWAY	0- 0	0- 0	0- 1				
0- 1	0- 1	0- 0	NEUTRAL	0- 0	0- 0	0- 0				
3- 9	0- 2	1- 2	CONFERENCE	1- 4	0- 1	1- 0				
1- 6	0- 2	0- 2	HOME	1- 2	0- 0	0- 0				
2- 3	0- 0	1- 0	AWAY	0- 2	0- 1	1- 0				
0- 0	0- 0	0- 0	NEUTRAL	0- 0	0- 0	0- 0				

RPI 1-25				RPI 26-50				RPI 51-100				RPI 101+ Team's RPI: 156			
RPI	S	Opponent	Score	RPI	S	Opponent	Score	RPI	S	Opponent	Score	RPI	S	Opponent	Score
11	H	Maryland	53 89	34	A	St. Bonaventure	60 70	73	A	Nebraska	69 87	123	H	Youngstown St.	68 51
12	N	BYU	51 63	39	A	South Fla.	79 101	73	H	Nebraska	78 83	141	A	Wisconsin	62 82
13	H	Michigan St.	55 71	43	H	Rutgers	62 74	75	H	Michigan	87 91	153	H	Fordham	75 59
15	A	Tennessee	66 74	48	H	Purdue	78 88	85	H	Northwestern	79 72	154	A	Illinois	65 56
				50	A	Iowa	82 69	86	A	Minnesota	85 98	258	H	Sacred Heart	83 46
								92	H	Virginia Tech	59 64	271	H	Holy Cross	86 82
												276	H	Central Conn. St.	73 47
												283	A	CSUN	73 81
LAST 12 Division I GAMES:															
12	N	BYU	51 63	50	A	Iowa	82 69	75	H	Michigan	87 91				
43	H	Rutgers	62 74	75	H	Michigan	87 91	73	H	Nebraska	78 83				
73	A	Nebraska	69 87	73	H	Nebraska	78 83	141	A	Wisconsin	62 82				
48	H	Purdue	78 88	141	A	Wisconsin	62 82	13	H	Michigan St.	55 71				
11	H	Maryland	53 89	86	A	Minnesota	85 98								
154	A	Illinois	65 56												

Non-Div I Games:

Penn St.

■ Loss,
■ Non-Conf,
■ S Site,
■ H Home
■ A Away
N Neutral

Pepperdine

Through Games Of Feb. 9, 2016

Average RPI Win: 288	WON-LOST	WINNING	LAST 10	STRENGTH OF	OPP. STRENGTH	TEAM	ADJ.	CONF.	ADJ CONF.
Average RPI Loss: 116	RECORD	PCT. RANK	GAMES	SCHEDULE	OF SCHEDULE	RPI	RPI	RPI	RPI
DIV. I ONLY	5- 18	305	0- 5	120	139	268	268	9	9
DIV. I NON-CONF.	4- 6	201	0- 1	247	279	245	245	9	9
TOTALS	RPI 1-25	RPI 26-50	W-L RECORDS	RPI 51-100	RPI 101-150	RPI 150+			
5- 18	0- 2	0- 1	OVERALL	0- 7	0- 2	5- 6			
4- 6	0- 1	0- 0	HOME	0- 3	0- 1	4- 1			
1- 11	0- 1	0- 1	AWAY	0- 4	0- 1	1- 4			
0- 1	0- 0	0- 0	NEUTRAL	0- 0	0- 0	0- 1			
4- 6	0- 0	0- 0	NON-CONFERENCE	0- 2	0- 0	4- 4			
3- 1	0- 0	0- 0	HOME	0- 0	0- 0	3- 1			
1- 4	0- 0	0- 0	AWAY	0- 2	0- 0	1- 2			
0- 1	0- 0	0- 0	NEUTRAL	0- 0	0- 0	0- 1			
1- 12	0- 2	0- 1	CONFERENCE	0- 5	0- 2	1- 2			
1- 5	0- 1	0- 0	HOME	0- 3	0- 1	1- 0			
0- 7	0- 1	0- 1	AWAY	0- 2	0- 1	0- 2			
0- 0	0- 0	0- 0	NEUTRAL	0- 0	0- 0	0- 0			

RPI 1-25				RPI 26-50				RPI 51-100				RPI 101+ Team's RPI: 268			
RPI	S	Opponent	Score	RPI	S	Opponent	Score	RPI	S	Opponent	Score	RPI	S	Opponent	Score
12	A	BYU	64 69	49	A	St. Mary's (CA)	72 88	51	A	Albany (NY)	49 64	120	H	San Francisco	74 81
12	H	BYU	66 77					65	A	San Diego	55 74	140	A	Pacific	62 65
								65	H	San Diego	54 70	175	N	George Mason	63 71
								66	H	Santa Clara	60 62	180	A	UNLV	63 83
								68	A	Army West Point	53 63	187	A	New Mexico	52 60
								89	A	Gonzaga	39 56	192	H	Cal Poly	47 61
								89	H	Gonzaga	57 74	244	A	Loyola Marymount	69 79
												246	A	CSU Bakersfield	76 73
												267	H	UC Santa Barbara	71 69
												281	A	Portland	79 81
												281	H	Portland	74 62
												305	H	Denver	64 60
												340	H	Cal St. Fullerton	81 75
LAST 12 Division I GAMES:															
175	N	George Mason	63 71	65	A	San Diego	55 74								
89	A	Gonzaga	39 56	120	H	San Francisco	74 81								
281	A	Portland	79 81	66	H	Santa Clara	60 62								
12	H	BYU	66 77	49	A	St. Mary's (CA)	72 88								
65	H	San Diego	54 70	140	A	Pacific	62 65								
12	A	BYU	64 69	244	A	Loyola Marymount	69 79								

Non-Div I Games: Alas. Anchorage 61 **94**

Pepperdine

Loss, Non-Conf, S Site, H Home A Away N Neutral

Average RPI Win:	256	WON-LOST	WINNING	LAST 10	STRENGTH OF	OPP. STRENGTH	TEAM	ADJ.	CONF.	ADJ CONF.
Average RPI Loss:	47	RECORD	PCT. RANK	GAMES	SCHEDULE	OF SCHEDULE	RPI	RPI	RPI	RPI
DIV. I ONLY	10- 13	205	2- 8	67	80	146	146	5	5	
DIV. I NON-CONF.	8- 5	119	1- 1	187	216	151	151	5	5	
TOTALS	RPI 1-25	RPI 26-50	W-L RECORDS	RPI 51-100	RPI 101-150	RPI 150+				
10- 13	0- 4	0- 5	OVERALL	1- 2	0- 2	9- 0				
6- 6	0- 3	0- 2	HOME	0- 0	0- 1	6- 0				
3- 5	0- 0	0- 3	AWAY	1- 1	0- 1	2- 0				
1- 2	0- 1	0- 0	NEUTRAL	0- 1	0- 0	1- 0				
8- 5	0- 2	0- 1	NON-CONFERENCE	0- 2	0- 0	8- 0				
6- 1	0- 1	0- 0	HOME	0- 0	0- 0	6- 0				
1- 2	0- 0	0- 1	AWAY	0- 1	0- 0	1- 0				
1- 2	0- 1	0- 0	NEUTRAL	0- 1	0- 0	1- 0				
2- 8	0- 2	0- 4	CONFERENCE	1- 0	0- 2	1- 0				
0- 5	0- 2	0- 2	HOME	0- 0	0- 1	0- 0				
2- 3	0- 0	0- 2	AWAY	1- 0	0- 1	1- 0				
0- 0	0- 0	0- 0	NEUTRAL	0- 0	0- 0	0- 0				

RPI S	Opponent	Score	RPI S	Opponent	Score	RPI S	Opponent	Score	RPI S	Opponent	Score	Team's RPI: 146
1	H Notre Dame	55 65	27	A Syracuse	48 71	59	N South Dakota St.	54 55	103	A Boston College	43 54	
11	N Maryland	49 70	38	A Miami (FL)	55 79	75	A Michigan	45 82	128	H Wake Forest	49 60	
14	H Florida St.	55 66	40	H North Carolina St.	76 78	96	A Virginia	58 55	158	N Old Dominion	67 58	
24	H Duquesne	65 79	41	H Duke	48 70				235	A Clemson	59 56	
			47	A Princeton	47 61				254	H American	76 58	
									271	H Holy Cross	56 50	
									275	A Saint Francis (PA)	74 59	
									291	H Rider	75 44	
									303	H Delaware St.	77 43	
									337	H Mt. St. Mary's	74 57	
									342	H Wagner	67 41	
LAST 12 Division I GAMES:												
128	H Wake Forest	49 60	27	A Syracuse	48 71							
235	A Clemson	59 56	40	H North Carolina St.	76 78							
41	H Duke	48 70	38	A Miami (FL)	55 79							
96	A Virginia	58 55	1	H Notre Dame	55 65							
103	A Boston College	43 54	24	H Duquesne	65 79							
14	H Florida St.	55 66	254	H American	76 58							

Non-Div I Games:

Pittsburgh

■ Loss,
■ Non-Conf, S Site,
■ Home
■ Away
N Neutral

Average RPI Win:	295	WON-LOST	WINNING	LAST 10	STRENGTH OF	OPP. STRENGTH	TEAM	ADJ.	CONF.	ADJ CONF.
Average RPI Loss:	132	RECORD	PCT. RANK	GAMES	SCHEDULE	OF SCHEDULE	RPI	RPI	RPI	RPI
DIV. I ONLY	2- 21	345	1- 9	82	168	281	281	9	9	
DIV. I NON-CONF.	1- 9	325	0- 0	56	290	258	258	9	9	
TOTALS	RPI 1-25	RPI 26-50	W-L RECORDS	RPI 51-100	RPI 101-150	RPI 150+				
2- 21	0- 2	0- 2	OVERALL	0- 5	0- 4	2- 8				
1- 11	0- 1	0- 1	HOME	0- 2	0- 3	1- 4				
1- 10	0- 1	0- 1	AWAY	0- 3	0- 1	1- 4				
0- 0	0- 0	0- 0	NEUTRAL	0- 0	0- 0	0- 0				
1- 9	0- 1	0- 1	NON-CONFERENCE	0- 1	0- 1	1- 5				
0- 5	0- 1	0- 0	HOME	0- 0	0- 1	0- 3				
1- 4	0- 0	0- 1	AWAY	0- 1	0- 0	1- 2				
0- 0	0- 0	0- 0	NEUTRAL	0- 0	0- 0	0- 0				
1- 12	0- 1	0- 1	CONFERENCE	0- 4	0- 3	1- 3				
1- 6	0- 0	0- 1	HOME	0- 2	0- 2	1- 1				
0- 6	0- 1	0- 0	AWAY	0- 2	0- 1	0- 2				
0- 0	0- 0	0- 0	NEUTRAL	0- 0	0- 0	0- 0				

RPI 1-25				RPI 26-50				RPI 51-100				RPI 101+ Team's RPI: 281			
RPI	S	Opponent	Score	RPI	S	Opponent	Score	RPI	S	Opponent	Score	RPI	S	Opponent	Score
7	H	Oregon St.	50 94	37	A	Washington	65 83	61	A	Oregon	52 93	120	A	San Francisco	69 90
12	A	BYU	66 78	49	H	St. Mary's (CA)	51 78	65	A	San Diego	43 71	120	H	San Francisco	63 82
								66	A	Santa Clara	47 66	129	H	Boise St.	49 89
								66	H	Santa Clara	45 67	140	H	Pacific	64 72
								89	H	Gonzaga	63 71	160	A	Montana St.	57 86
												188	H	Weber St.	55 57
												196	H	UC Davis	47 72
												225	A	Montana	67 90
												244	A	Loyola Marymount	52 62
												244	H	Loyola Marymount	62 77
												268	A	Pepperdine	62 74
												268	H	Pepperdine	81 79
												283	H	CSUN	62 68
												322	A	Portland St.	69 53
LAST 12 Division I GAMES:															
244	H	Loyola Marymount	62 77	12	A	BYU	66 78								
268	H	Pepperdine	81 79	65	A	San Diego	43 71								
66	A	Santa Clara	47 66	89	H	Gonzaga	63 71								
120	A	San Francisco	69 90	120	H	San Francisco	63 82								
49	H	St. Mary's (CA)	51 78	66	H	Santa Clara	45 67								
140	H	Pacific	64 72	268	A	Pepperdine	62 74								

Non-Div I Games: Willamette 73 54

Portland

■ Loss,
 ■ Non-Conf, S Site,
 ■ Home
 ■ Away
 N Neutral

Average RPI Win: 234	WON-LOST	WINNING	LAST 10	STRENGTH OF	OPP. STRENGTH	TEAM	ADJ.	CONF.	ADJ CONF.
Average RPI Loss: 183	RECORD	PCT. RANK	GAMES	SCHEDULE	OF SCHEDULE	RPI	RPI	RPI	RPI
DIV. I ONLY	2- 17	338	1- 9	142	320	322	322	20	20
DIV. I NON-CONF.	1- 8	320	1- 1	229	300	331	331	21	21
TOTALS	RPI 1-25	RPI 26-50	W-L RECORDS	RPI 51-100	RPI 101-150	RPI 150+			
2- 17	0- 0	0- 0	OVERALL	0- 3	0- 2	2- 12			
2- 7	0- 0	0- 0	HOME	0- 0	0- 1	2- 6			
0- 10	0- 0	0- 0	AWAY	0- 3	0- 1	0- 6			
0- 0	0- 0	0- 0	NEUTRAL	0- 0	0- 0	0- 0			
1- 8	0- 0	0- 0	NON-CONFERENCE	0- 3	0- 1	1- 4			
1- 3	0- 0	0- 0	HOME	0- 0	0- 0	1- 3			
0- 5	0- 0	0- 0	AWAY	0- 3	0- 1	0- 1			
0- 0	0- 0	0- 0	NEUTRAL	0- 0	0- 0	0- 0			
1- 9	0- 0	0- 0	CONFERENCE	0- 0	0- 1	1- 8			
1- 4	0- 0	0- 0	HOME	0- 0	0- 1	1- 3			
0- 5	0- 0	0- 0	AWAY	0- 0	0- 0	0- 5			
0- 0	0- 0	0- 0	NEUTRAL	0- 0	0- 0	0- 0			

RPI S	Opponent	Score	RPI S	Opponent	Score	RPI S	Opponent	Score	RPI S	Opponent	Score	Team's RPI: 322
						59	A South Dakota St.	65 74	137	H Idaho	65 94	
						61	A Oregon	59 122	149	A Long Beach St.	71 89	
						80	A South Dakota	61 103	160	A Montana St.	64 74	
									160	H Montana St.	59 106	
									184	H Eastern Wash.	81 79	
									188	A Weber St.	73 102	
									196	H UC Davis	70 82	
									199	A Idaho St.	70 71	
									205	A Sacramento St.	91 132	
									205	H Sacramento St.	78 126	
									225	A Montana	57 76	
									225	H Montana	58 79	
									249	H Seattle	64 85	
									281	H Portland	53 69	
									283	H CSUN	83 77	
									340	A Cal St. Fullerton	69 84	
LAST 12 Division I GAMES:												
225	A Montana	57 76	188	A Weber St.	73 102							
160	A Montana St.	64 74	160	H Montana St.	59 106							
137	H Idaho	65 94	225	H Montana	58 79							
184	H Eastern Wash.	81 79	205	A Sacramento St.	91 132							
205	H Sacramento St.	78 126	283	H CSUN	83 77							
199	A Idaho St.	70 71	61	A Oregon	59 122							

Non-Div I Games: Warner Pacific 64 76 Corban 90 76

Portland St.

Loss, Non-Conf, S Site, H Home A Away N Neutral

Average RPI Win:	303	WON-LOST	WINNING	LAST 10	STRENGTH OF	OPP. STRENGTH	TEAM	ADJ.	CONF.	ADJ CONF.
Average RPI Loss:	196	RECORD	PCT. RANK	GAMES	SCHEDULE	OF SCHEDULE	RPI	RPI	RPI	RPI
DIV. I ONLY	8- 10	202	5- 5	333	328	272	272	32	32	
DIV. I NON-CONF.	3- 5	218	0- 2	289	110	216	216	31	31	
TOTALS	RPI 1-25	RPI 26-50	W-L RECORDS	RPI 51-100	RPI 101-150	RPI 150+				
8- 10	0- 1	0- 0	OVERALL	0- 2	0- 0	8- 7				
4- 2	0- 0	0- 0	HOME	0- 0	0- 0	4- 2				
4- 7	0- 1	0- 0	AWAY	0- 0	0- 0	4- 0				
0- 1	0- 0	0- 0	NEUTRAL	0- 0	0- 0	0- 1				
3- 5	0- 1	0- 0	NON-CONFERENCE	0- 2	0- 0	3- 2				
1- 0	0- 0	0- 0	HOME	0- 0	0- 0	1- 0				
2- 4	0- 1	0- 0	AWAY	0- 2	0- 0	2- 1				
0- 1	0- 0	0- 0	NEUTRAL	0- 0	0- 0	0- 1				
5- 5	0- 0	0- 0	CONFERENCE	0- 0	0- 0	5- 5				
3- 2	0- 0	0- 0	HOME	0- 0	0- 0	3- 2				
2- 3	0- 0	0- 0	AWAY	0- 0	0- 0	2- 3				
0- 0	0- 0	0- 0	NEUTRAL	0- 0	0- 0	0- 0				

RPI S	Opponent	Score	RPI S	Opponent	Score	RPI S	Opponent	Score	RPI S	Opponent	Score	Team's RPI: 272
18	A Texas A&M	30 88				76	A Georgia Tech	48 96	166	A Louisiana Tech	77 68	
						93	A TCU	60 69	177	H Southern U.	55 65	
									230	A Grambling	66 69	
									236	A Texas Southern	65 72	
									236	H Texas Southern	43 50	
									273	H Lamar	80 72	
									282	A Alabama St.	54 65	
									292	A Wichita St.	36 64	
									309	A Nicholls St.	81 70	
									318	H Alcorn	58 54	
									321	N North Dakota St.	58 79	
									329	A Jackson St.	62 52	
									336	H Ark.-Pine Bluff	70 55	
									345	A Alabama A&M	67 52	
									348	H Mississippi Val.	80 57	
LAST 12 Division I GAMES:												
236	H Texas Southern	43 50	230	A Grambling	66 69							
282	A Alabama St.	54 65	236	A Texas Southern	65 72							
345	A Alabama A&M	67 52	177	H Southern U.	55 65							
348	H Mississippi Val.	80 57	318	H Alcorn	58 54							
336	H Ark.-Pine Bluff	70 55	18	A Texas A&M	30 88							
329	A Jackson St.	62 52	321	N North Dakota St.	58 79							

Non-Div I Games: Howard Payne 86 46

Prairie View

Loss, Non-Conf, S Site, H Home A Away N Neutral

Presbyterian

Through Games Of Feb. 9, 2016

Average RPI Win:	274	WON-LOST	WINNING	LAST 10	STRENGTH OF	OPP. STRENGTH	TEAM	ADJ.	CONF.	ADJ CONF.
Average RPI Loss:	170	RECORD	PCT. RANK	GAMES	SCHEDULE	OF SCHEDULE	RPI	RPI	RPI	RPI
DIV. I ONLY	11- 9	146	7- 3	306	301	211	211	26	26	
DIV. I NON-CONF.	1- 5	304	0- 0	320	149	339	339	28	28	
TOTALS	RPI 1-25	RPI 26-50	W-L RECORDS	RPI 51-100	RPI 101-150	RPI 150+				
11- 9	0- 0	0- 0	OVERALL	0- 2	1- 2	10- 5				
7- 2	0- 0	0- 0	HOME	0- 0	1- 1	6- 1				
4- 7	0- 0	0- 0	AWAY	0- 2	0- 1	4- 4				
0- 0	0- 0	0- 0	NEUTRAL	0- 0	0- 0	0- 0				
1- 5	0- 0	0- 0	NON-CONFERENCE	0- 2	0- 0	1- 3				
1- 0	0- 0	0- 0	HOME	0- 0	0- 0	1- 0				
0- 5	0- 0	0- 0	AWAY	0- 2	0- 0	0- 3				
0- 0	0- 0	0- 0	NEUTRAL	0- 0	0- 0	0- 0				
10- 4	0- 0	0- 0	CONFERENCE	0- 0	1- 2	9- 2				
6- 2	0- 0	0- 0	HOME	0- 0	1- 1	5- 1				
4- 2	0- 0	0- 0	AWAY	0- 0	0- 1	4- 1				
0- 0	0- 0	0- 0	NEUTRAL	0- 0	0- 0	0- 0				

RPI 1-25			RPI 26-50			RPI 51-100			RPI 101+			Team's RPI: 211
RPI	S	Opponent	Score	RPI	S	Opponent	Score	RPI	S	Opponent	Score	
						58	A Vanderbilt	38	56	101	H Liberty	60 42
						92	A Virginia Tech	44	58	142	A UNC Asheville	59 68
										142	H UNC Asheville	63 72
										170	A East Carolina	57 84
										179	A Colorado	60 72
										215	H Radford	53 64
										226	H Gardner-Webb	60 53
										245	A High Point	47 61
										245	H High Point	82 70
										279	A Campbell	69 45
										285	A Kennesaw St.	47 49
										295	H Coastal Caro.	66 42
										296	A Charleston So.	63 49
										296	H Charleston So.	52 37
										310	A Longwood	59 38
										310	H Longwood	75 49
										311	A Winthrop	59 48
										349	H N.C. Central	60 50
LAST 12 Division I GAMES:												
296	H	Charleston So.	52 37	279	A	Campbell	69 45					
245	A	High Point	47 61	311	A	Winthrop	59 48					
310	H	Longwood	75 49	101	H	Liberty	60 42					
226	H	Gardner-Webb	60 53	215	H	Radford	53 64					
142	A	UNC Asheville	59 68	296	A	Charleston So.	63 49					
295	H	Coastal Caro.	66 42	245	H	High Point	82 70					

Non-Div I Games: Warren Wilson 95 56 Columbia (SC) 104 37 Brevard 70 53

Presbyterian

Loss, Non-Conf, S Site, H Home A Away N Neutral

Average RPI Win: 188		WON-LOST	WINNING	LAST 10	STRENGTH OF	OPP. STRENGTH	TEAM	ADJ.	CONF.	ADJ CONF.
Average RPI Loss: 31		RECORD	PCT. RANK	GAMES	SCHEDULE	OF SCHEDULE	RPI	RPI	RPI	RPI
DIV. I ONLY		15- 4	36	7- 3	148	76	47	47	10	10
DIV. I NON-CONF.		11- 3	54	5- 2	197	33	55	55	11	11
TOTALS		RPI 1-25	RPI 26-50		W-L RECORDS		RPI 51-100	RPI 101-150	RPI 150+	
15- 4	1- 1	0- 3		OVERALL		1- 0	4- 0	9- 0		
9- 0	1- 0	0- 0		HOME		1- 0	3- 0	4- 0		
4- 4	0- 1	0- 3		AWAY		0- 0	1- 0	3- 0		
2- 0	0- 0	0- 0		NEUTRAL		0- 0	0- 0	2- 0		
11- 3	1- 1	0- 2		NON-CONFERENCE		1- 0	1- 0	8- 0		
7- 0	1- 0	0- 0		HOME		1- 0	1- 0	4- 0		
2- 3	0- 1	0- 2		AWAY		0- 0	0- 0	2- 0		
2- 0	0- 0	0- 0		NEUTRAL		0- 0	0- 0	2- 0		
4- 1	0- 0	0- 1		CONFERENCE		0- 0	3- 0	1- 0		
2- 0	0- 0	0- 0		HOME		0- 0	2- 0	0- 0		
2- 1	0- 0	0- 1		AWAY		0- 0	1- 0	1- 0		
0- 0	0- 0	0- 0		NEUTRAL		0- 0	0- 0	0- 0		

RPI 1-25				RPI 26-50				Team's RPI: 47	RPI 51-100				RPI 101+			
RPI	S	Opponent	Score	RPI	S	Opponent	Score		RPI	S	Opponent	Score	RPI	S	Opponent	Score
5	A	Ohio St.	70 90	29	A	Seton Hall	64 71		75	H	Michigan	74 57	108	H	Yale	65 50
24	H	Duquesne	94 66	45	A	Penn	48 50						143	A	Harvard	92 83
				46	A	Dayton	81 85						146	H	Pittsburgh	61 47
													147	H	Brown	72 53
													153	H	Fordham	55 44
													167	H	Hampton	79 55
													185	A	Marist	77 44
													249	N	Seattle	85 48
													254	H	American	72 34
													269	A	Dartmouth	85 48
													286	H	Monmouth	81 70
													291	A	Rider	78 59
													323	N	UC Irvine	83 42
LAST 12 Division I GAMES:																
143	A	Harvard	92 83	185	A	Marist	77 44									
269	A	Dartmouth	85 48	46	A	Dayton	81 85									
108	H	Yale	65 50	5	A	Ohio St.	70 90									
147	H	Brown	72 53	153	H	Fordham	55 44									
45	A	Penn	48 50	146	H	Pittsburgh	61 47									
167	H	Hampton	79 55	286	H	Monmouth	81 70									

Non-Div I Games:

Princeton

Providence

Through Games Of Feb. 9, 2016

Average RPI Win:	229	WON-LOST	WINNING	LAST 10	STRENGTH OF	OPP. STRENGTH	TEAM	ADJ.	CONF.	ADJ CONF.
Average RPI Loss:	102	RECORD	PCT. RANK	GAMES	SCHEDULE	OF SCHEDULE	RPI	RPI	RPI	RPI
DIV. I ONLY	4- 19	319	0- 10	65	116	250	250	6	6	
DIV. I NON-CONF.	4- 6	201	0- 0	61	270	183	183	6	6	
TOTALS	RPI 1-25	RPI 26-50	W-L RECORDS	RPI 51-100	RPI 101-150	RPI 150+				
4- 19	0- 1	0- 2	OVERALL	0- 6	0- 7	4- 3				
3- 9	0- 0	0- 2	HOME	0- 2	0- 3	3- 2				
1- 10	0- 1	0- 0	AWAY	0- 4	0- 4	1- 1				
0- 0	0- 0	0- 0	NEUTRAL	0- 0	0- 0	0- 0				
4- 6	0- 0	0- 0	NON-CONFERENCE	0- 3	0- 2	4- 1				
3- 3	0- 0	0- 0	HOME	0- 1	0- 1	3- 1				
1- 3	0- 0	0- 0	AWAY	0- 2	0- 1	1- 0				
0- 0	0- 0	0- 0	NEUTRAL	0- 0	0- 0	0- 0				
0- 13	0- 1	0- 2	CONFERENCE	0- 3	0- 5	0- 2				
0- 6	0- 0	0- 2	HOME	0- 1	0- 2	0- 1				
0- 7	0- 1	0- 0	AWAY	0- 2	0- 3	0- 1				
0- 0	0- 0	0- 0	NEUTRAL	0- 0	0- 0	0- 0				

RPI 1-25				RPI 26-50				RPI 51-100				RPI 101+ Team's RPI: 250			
RPI	S	Opponent	Score	RPI	S	Opponent	Score	RPI	S	Opponent	Score	RPI	S	Opponent	Score
19	A	DePaul	50 96	29	H	Seton Hall	54 64	51	A	Albany (NY)	58 71	103	H	Boston College	41 67
				30	H	St. John's (NY)	61 80	64	A	Villanova	39 67	105	A	Georgetown	53 63
								64	H	Villanova	47 76	105	H	Georgetown	51 82
								72	H	FGCU	41 50	117	A	Creighton	48 72
								84	A	Marquette	75 105	135	A	Xavier	47 72
								92	A	Virginia Tech	46 62	135	H	Xavier	54 62
												147	A	Brown	47 57
												189	A	Butler	50 65
												189	H	Butler	67 77
												195	A	Rhode Island	64 55
												204	H	Richmond	50 57
												212	H	Bryant	88 78
												223	H	Hartford	69 50
												286	H	Monmouth	71 59
LAST 12 Division I GAMES:															
189	A	Butler	50 65	117	A	Creighton	48 72								
135	A	Xavier	47 72	135	H	Xavier	54 62								
64	H	Villanova	47 76	189	H	Butler	67 77								
105	H	Georgetown	51 82	105	A	Georgetown	53 63								
19	A	DePaul	50 96	64	A	Villanova	39 67								
84	A	Marquette	75 105	30	H	St. John's (NY)	61 80								

Non-Div I Games:

Providence

 Loss,
 Non-Conf,
 S Site,
 H Home
 A Away
N Neutral

Average RPI Win:	131	WON-LOST	WINNING	LAST 10	STRENGTH OF	OPP. STRENGTH	TEAM	ADJ.	CONF.	ADJ CONF.
Average RPI Loss:	50	RECORD	PCT. RANK	GAMES	SCHEDULE	OF SCHEDULE	RPI	RPI	RPI	RPI
DIV. I ONLY	16- 7	70	5- 5	49	19	48	48	4	4	
DIV. I NON-CONF.	9- 2	37	0- 0	108	50	54	54	4	4	
TOTALS	RPI 1-25	RPI 26-50	W-L RECORDS	RPI 51-100	RPI 101-150	RPI 150+				
16- 7	1- 4	3- 0	OVERALL	5- 1	1- 2	6- 0				
10- 3	0- 1	3- 0	HOME	3- 1	0- 1	4- 0				
4- 3	0- 2	0- 0	AWAY	2- 0	0- 1	2- 0				
2- 1	1- 1	0- 0	NEUTRAL	0- 0	1- 0	0- 0				
9- 2	1- 1	1- 0	NON-CONFERENCE	2- 0	1- 1	4- 0				
6- 1	0- 0	1- 0	HOME	2- 0	0- 1	3- 0				
1- 0	0- 0	0- 0	AWAY	0- 0	0- 0	1- 0				
2- 1	1- 1	0- 0	NEUTRAL	0- 0	1- 0	0- 0				
7- 5	0- 3	2- 0	CONFERENCE	3- 1	0- 1	2- 0				
4- 2	0- 1	2- 0	HOME	1- 1	0- 0	1- 0				
3- 3	0- 2	0- 0	AWAY	2- 0	0- 1	1- 0				
0- 0	0- 0	0- 0	NEUTRAL	0- 0	0- 0	0- 0				

RPI 1-25				RPI 26-50				Team's RPI: 48				RPI 51-100				RPI 101+			
RPI	S	Opponent	Score	RPI	S	Opponent	Score	RPI	S	Opponent	Score	RPI	S	Opponent	Score	RPI	S	Opponent	Score
5	A	Ohio St.	70 90	42	H	Indiana	63 53	54	H	Ball St.	73 63	103	H	Boston College	56 58				
6	N	Stanford	65 71	46	H	Dayton	61 58	73	H	Nebraska	61 62	118	N	LSU	69 52				
11	H	Maryland	67 87	50	H	Iowa	90 73	75	A	Michigan	65 63	141	A	Wisconsin	57 64				
13	A	Michigan St.	56 68					85	A	Northwestern	85 71	154	H	Illinois	69 65				
17	N	Louisville	62 60					86	H	Minnesota	84 72	156	A	Penn St.	88 78				
								88	H	Maine	56 33	222	H	Ill.-Chicago	62 51				
												277	H	Jacksonville St.	67 48				
												299	A	North Florida	70 47				
												324	H	Incarnate Word	95 27				
LAST 12 Division I GAMES:																			
141	A	Wisconsin	57 64	5	A	Ohio St.	70 90												
11	H	Maryland	67 87	86	H	Minnesota	84 72												
156	A	Penn St.	88 78	42	H	Indiana	63 53												
13	A	Michigan St.	56 68	85	A	Northwestern	85 71												
50	H	Iowa	90 73	154	H	Illinois	69 65												
73	H	Nebraska	61 62	75	A	Michigan	65 63												

Non-Div I Games:

Purdue

■ Loss,
■ Non-Conf,
■ S Site,
■ H Home
■ A Away
N Neutral

Quinnipiac

Through Games Of Feb. 9, 2016

Average RPI Win: 240	WON-LOST	WINNING	LAST 10	STRENGTH OF	OPP. STRENGTH	TEAM	ADJ.	CONF.	ADJ CONF.
Average RPI Loss: 146	RECORD	PCT. RANK	GAMES	SCHEDULE	OF SCHEDULE	RPI	RPI	RPI	RPI
DIV. I ONLY	15- 7	81	9- 0	232	247	115	115	23	23
DIV. I NON-CONF.	5- 4	138	0- 0	84	183	91	91	24	24
TOTALS	RPI 1-25	RPI 26-50	W-L RECORDS	RPI 51-100	RPI 101-150	RPI 150+			
15- 7	0- 0	0- 0	OVERALL	1- 3	0- 1	14- 3			
9- 1	0- 0	0- 0	HOME	1- 0	0- 0	8- 1			
6- 5	0- 0	0- 0	AWAY	0- 0	0- 0	6- 1			
0- 1	0- 0	0- 0	NEUTRAL	0- 0	0- 1	0- 0			
5- 4	0- 0	0- 0	NON-CONFERENCE	1- 3	0- 1	4- 0			
3- 0	0- 0	0- 0	HOME	1- 0	0- 0	2- 0			
2- 3	0- 0	0- 0	AWAY	0- 3	0- 0	2- 0			
0- 1	0- 0	0- 0	NEUTRAL	0- 0	0- 1	0- 0			
10- 3	0- 0	0- 0	CONFERENCE	0- 0	0- 0	10- 3			
6- 1	0- 0	0- 0	HOME	0- 0	0- 0	6- 1			
4- 2	0- 0	0- 0	AWAY	0- 0	0- 0	4- 2			
0- 0	0- 0	0- 0	NEUTRAL	0- 0	0- 0	0- 0			

RPI 1-25				RPI 26-50				RPI 51-100				RPI 101+				Team's RPI: 115	
RPI	S	Opponent	Score	RPI	S	Opponent	Score	RPI	S	Opponent	Score	RPI	S	Opponent	Score		
								60	H	Temple	58 56	105	N	Georgetown	68	80	
								68	A	Army West Point	57 67	185	A	Marist	47	56	
								72	A	FGCU	70 71	194	A	Northeastern	71	60	
								83	A	Drexel	49 62	209	A	Fairfield	64	55	
												216	A	Canisius	80	68	
												216	H	Canisius	63	54	
												217	A	Siena	69	59	
												217	H	Siena	94	52	
												223	H	Hartford	71	69	
												224	H	Manhattan	42	52	
												271	H	Holy Cross	74	61	
												286	A	Monmouth	60	63	
												286	H	Monmouth	85	58	
												287	A	Vermont	77	65	
												288	A	Niagara	61	54	
												288	H	Niagara	70	52	
												291	H	Rider	64	51	
												334	H	Saint Peter's	66	49	
LAST 12 Division I GAMES:																	
				288	H	Niagara	70 52					216	A	Canisius	80 68		
				217	A	Siena	69 59					288	A	Niagara	61 54		
				334	H	Saint Peter's	66 49					216	H	Canisius	63 54		
				286	H	Monmouth	85 58					291	H	Rider	64 51		
				217	H	Siena	94 52					286	A	Monmouth	60 63		
				209	A	Fairfield	64 55					72	A	FGCU	70 71		

Non-Div I Games:

Quinnipiac

Loss, Non-Conf, S Site, H Home A Away N Neutral

Average RPI Win:	256	WON-LOST	WINNING	LAST 10	STRENGTH OF	OPP. STRENGTH	TEAM	ADJ.	CONF.	ADJ CONF.
Average RPI Loss:	159	RECORD	PCT. RANK	GAMES	SCHEDULE	OF SCHEDULE	RPI	RPI	RPI	RPI
DIV. I ONLY	10- 11	186	6- 4	222	263	215	215	26	26	
DIV. I NON-CONF.	2- 5	253	0- 0	125	120	217	217	28	28	
TOTALS	RPI 1-25	RPI 26-50	W-L RECORDS	RPI 51-100	RPI 101-150	RPI 150+				
10- 11	0- 0	0- 1	OVERALL	0- 1	0- 5	10- 4				
7- 3	0- 0	0- 0	HOME	0- 0	0- 2	7- 1				
3- 8	0- 0	0- 1	AWAY	0- 1	0- 3	3- 3				
0- 0	0- 0	0- 0	NEUTRAL	0- 0	0- 0	0- 0				
2- 5	0- 0	0- 1	NON-CONFERENCE	0- 1	0- 2	2- 1				
2- 0	0- 0	0- 0	HOME	0- 0	0- 0	2- 0				
0- 5	0- 0	0- 1	AWAY	0- 1	0- 2	0- 1				
0- 0	0- 0	0- 0	NEUTRAL	0- 0	0- 0	0- 0				
8- 6	0- 0	0- 0	CONFERENCE	0- 0	0- 3	8- 3				
5- 3	0- 0	0- 0	HOME	0- 0	0- 2	5- 1				
3- 3	0- 0	0- 0	AWAY	0- 0	0- 1	3- 2				
0- 0	0- 0	0- 0	NEUTRAL	0- 0	0- 0	0- 0				

RPI 1-25			RPI 26-50			RPI 51-100			RPI 101+			Team's RPI: 215
RPI	S	Opponent	Score	RPI	S	Opponent	Score	RPI	S	Opponent	Score	
				40	A	North Carolina St.	52 67	92	A	Virginia Tech	40 47	
										101	A	Liberty 53 67
										101	H	Liberty 43 49
										123	A	Youngstown St. 53 54
										135	A	Xavier 56 63
										142	H	UNC Asheville 46 54
										165	H	Davidson 79 68
										175	H	George Mason 66 63
										211	A	Presbyterian 64 53
										226	A	Gardner-Webb 50 54
										226	H	Gardner-Webb 54 51
										245	A	High Point 66 71
										245	H	High Point 54 56
										279	H	Campbell 62 59
										295	A	Coastal Caro. 49 36
										295	H	Coastal Caro. 61 45
										296	H	Charleston So. 55 40
										301	A	Wofford 70 79
										310	A	Longwood 79 67
										311	H	Winthrop 66 44
LAST 12 Division I GAMES:												
				226	H	Gardner-Webb	54 51			296	H	Charleston So. 55 40
				101	A	Liberty	53 67			310	A	Longwood 79 67
				295	A	Coastal Caro.	49 36			279	H	Campbell 62 59
				142	H	UNC Asheville	46 54			311	H	Winthrop 66 44
				245	H	High Point	54 56			211	A	Presbyterian 64 53
				226	A	Gardner-Webb	50 54			101	H	Liberty 43 49

Non-Div I Games: Concord 92 36 Lees-McRae 84 39

Radford

Loss, Non-Conf, S Site, H Home A Away N Neutral

Rhode Island

Through Games Of Feb. 9, 2016

Average RPI Win:	252	WON-LOST	WINNING	LAST 10	STRENGTH OF	OPP. STRENGTH	TEAM	ADJ.	CONF.	ADJ CONF.
Average RPI Loss:	97	RECORD	PCT. RANK	GAMES	SCHEDULE	OF SCHEDULE	RPI	RPI	RPI	RPI
DIV. I ONLY	11- 11	167	5- 5	235	122	195	195	7	7	
DIV. I NON-CONF.	6- 6	160	1- 1	280	224	227	227	8	8	
TOTALS	RPI 1-25	RPI 26-50	W-L RECORDS	RPI 51-100	RPI 101-150	RPI 150+				
11- 11	0- 1	0- 4	OVERALL	0- 1	1- 2	10- 3				
5- 6	0- 1	0- 3	HOME	0- 1	1- 0	4- 1				
6- 4	0- 0	0- 1	AWAY	0- 0	0- 2	6- 1				
0- 1	0- 0	0- 0	NEUTRAL	0- 0	0- 0	0- 1				
6- 6	0- 0	0- 1	NON-CONFERENCE	0- 1	1- 2	5- 2				
3- 3	0- 0	0- 1	HOME	0- 1	1- 0	2- 1				
3- 2	0- 0	0- 0	AWAY	0- 0	0- 2	3- 0				
0- 1	0- 0	0- 0	NEUTRAL	0- 0	0- 0	0- 1				
5- 5	0- 1	0- 3	CONFERENCE	0- 0	0- 0	5- 1				
2- 3	0- 1	0- 2	HOME	0- 0	0- 0	2- 0				
3- 2	0- 0	0- 1	AWAY	0- 0	0- 0	3- 1				
0- 0	0- 0	0- 0	NEUTRAL	0- 0	0- 0	0- 0				

RPI	S	Opponent	Score	RPI	S	Opponent	Score	RPI	S	Opponent	Score	RPI	S	Opponent	Score	Team's RPI: 195
24	H	Duquesne	70 79	27	H	Syracuse	54 57	51	H	Albany (NY)	58 67	134	A	Marshall	62 72	
				34	H	St. Bonaventure	56 69					143	H	Harvard	56 52	
				35	A	George Washington	52 68					147	A	Brown	63 67	
				46	H	Dayton	53 67					153	A	Fordham	42 50	
												165	H	Davidson	78 62	
												167	N	Hampton	54 59	
												204	A	Richmond	57 50	
												228	H	Columbia	57 56	
												238	A	Massachusetts	80 79	
												250	H	Providence	55 64	
												269	A	Dartmouth	57 41	
												278	A	La Salle	72 61	
												278	H	La Salle	62 52	
												306	A	FIU	68 50	
												317	H	UMass Lowell	72 64	
												347	A	Boston U.	57 41	
LAST 12 Division I GAMES:																
46	H	Dayton	53 67	24	H	Duquesne	70 79									
278	H	La Salle	62 52	204	A	Richmond	57 50									
153	A	Fordham	42 50	35	A	George Washington	52 68									
238	A	Massachusetts	80 79	34	H	St. Bonaventure	56 69									
165	H	Davidson	78 62	167	N	Hampton	54 59									
278	A	La Salle	72 61	306	A	FIU	68 50									

Non-Div I Games:

Rhode Island

■ Loss,
 ■ Non-Conf,
 ■ S Site,
 ■ H Home
 ■ A Away
 N Neutral

Average RPI Win: 222	WON-LOST	WINNING	LAST 10	STRENGTH OF	OPP. STRENGTH	TEAM	ADJ.	CONF.	ADJ CONF.
Average RPI Loss: 136	RECORD	PCT. RANK	GAMES	SCHEDULE	OF SCHEDULE	RPI	RPI	RPI	RPI
DIV. I ONLY	4- 17	313	3- 7	74	164	243	243	12	12
DIV. I NON-CONF.	1- 10	330	0- 2	109	201	273	273	10	10
TOTALS	RPI 1-25	RPI 26-50	W-L RECORDS	RPI 51-100	RPI 101-150	RPI 150+			
4- 17	0- 4	0- 0	OVERALL	0- 2	0- 3	4- 8			
2- 8	0- 2	0- 0	HOME	0- 1	0- 1	2- 4			
2- 9	0- 2	0- 0	AWAY	0- 1	0- 2	2- 4			
0- 0	0- 0	0- 0	NEUTRAL	0- 0	0- 0	0- 0			
1- 10	0- 3	0- 0	NON-CONFERENCE	0- 0	0- 1	1- 6			
0- 5	0- 1	0- 0	HOME	0- 0	0- 1	0- 3			
1- 5	0- 2	0- 0	AWAY	0- 0	0- 0	1- 3			
0- 0	0- 0	0- 0	NEUTRAL	0- 0	0- 0	0- 0			
3- 7	0- 1	0- 0	CONFERENCE	0- 2	0- 2	3- 2			
2- 3	0- 1	0- 0	HOME	0- 1	0- 0	2- 1			
1- 4	0- 0	0- 0	AWAY	0- 1	0- 2	1- 1			
0- 0	0- 0	0- 0	NEUTRAL	0- 0	0- 0	0- 0			

RPI 1-25				RPI 26-50				RPI 51-100				RPI 101+ Team's RPI: 243			
RPI	S	Opponent	Score	RPI	S	Opponent	Score	RPI	S	Opponent	Score	RPI	S	Opponent	Score
4	A	Baylor	38 89					56	A	Western Ky.	49 52	134	A	Marshall	52 81
9	H	Texas	47 70					78	H	Middle Tenn.	60 61	136	A	Southern Miss.	62 68
23	A	Kentucky	39 72									143	H	Harvard	61 67
25	H	UTEP	54 60									155	H	Loyola Chicago	50 57
												166	A	Louisiana Tech	61 63
												169	H	UAB	55 64
												172	A	McNeese St.	53 61
												200	A	North Texas	79 73
												200	H	North Texas	100 97
												229	H	UTSA	49 48
												232	A	Stephen F. Austin	45 59
												236	H	Texas Southern	66 69
												242	H	Houston	59 62
												257	A	Sam Houston St.	58 46
												328	A	A&M-Corpus Christi	55 60
LAST 12 Division I GAMES:															
136	A	Southern Miss.	62 68	56	A	Western Ky.	49 52								
166	A	Louisiana Tech	61 63	200	H	North Texas	100 97								
200	A	North Texas	79 73	229	H	UTSA	49 48								
78	H	Middle Tenn.	60 61	25	H	UTEP	54 60								
169	H	UAB	55 64	155	H	Loyola Chicago	50 57								
134	A	Marshall	52 81	236	H	Texas Southern	66 69								

Non-Div I Games:

Rice

■ Loss,
■ Non-Conf, S Site,
■ Home
■ Away
N Neutral

Average RPI Win:	243	WON-LOST	WINNING	LAST 10	STRENGTH OF	OPP. STRENGTH	TEAM	ADJ.	CONF.	ADJ CONF.
Average RPI Loss:	102	RECORD	PCT. RANK	GAMES	SCHEDULE	OF SCHEDULE	RPI	RPI	RPI	RPI
DIV. I ONLY	9- 14	234	2- 8	160	99	204	204	7	7	
DIV. I NON-CONF.	7- 6	156	1- 1	283	139	213	213	8	8	
TOTALS	RPI 1-25	RPI 26-50	W-L RECORDS	RPI 51-100	RPI 101-150	RPI 150+				
9- 14	0- 1	0- 3	OVERALL	0- 6	0- 1	9- 3				
4- 6	0- 1	0- 2	HOME	0- 1	0- 0	4- 2				
3- 7	0- 0	0- 1	AWAY	0- 4	0- 1	3- 1				
2- 1	0- 0	0- 0	NEUTRAL	0- 1	0- 0	2- 0				
7- 6	0- 0	0- 0	NON-CONFERENCE	0- 3	0- 1	7- 2				
4- 2	0- 0	0- 0	HOME	0- 1	0- 0	4- 1				
1- 3	0- 0	0- 0	AWAY	0- 1	0- 1	1- 1				
2- 1	0- 0	0- 0	NEUTRAL	0- 1	0- 0	2- 0				
2- 8	0- 1	0- 3	CONFERENCE	0- 3	0- 0	2- 1				
0- 4	0- 1	0- 2	HOME	0- 0	0- 0	0- 1				
2- 4	0- 0	0- 1	AWAY	0- 3	0- 0	2- 0				
0- 0	0- 0	0- 0	NEUTRAL	0- 0	0- 0	0- 0				

RPI 1-25				RPI 26-50				RPI 51-100				RPI 101+ Team's RPI: 204			
RPI	S	Opponent	Score	RPI	S	Opponent	Score	RPI	S	Opponent	Score	RPI	S	Opponent	Score
24	H	Duquesne	44 65	34	A	St. Bonaventure	43 66	53	H	James Madison	47 73	128	A	Wake Forest	33 43
				35	H	George Washington	47 62	79	A	Saint Louis	48 73	158	H	Old Dominion	62 57
				46	H	Dayton	48 60	84	N	Marquette	80 98	195	H	Rhode Island	50 57
								95	A	Saint Joseph's	53 64	197	H	William & Mary	56 50
								96	A	Virginia	51 71	208	H	Eastern Ky.	81 62
								98	A	VCU	42 53	219	H	Furman	62 69
												237	A	Appalachian St.	59 73
												238	A	Massachusetts	74 68
												239	H	UNCW	63 53
												250	A	Providence	57 50
												278	A	La Salle	60 43
												292	N	Wichita St.	63 50
												326	N	Lafayette	54 46
LAST 12 Division I GAMES:															
35	H	George Washington	47 62	95	A	Saint Joseph's	53 64								
79	A	Saint Louis	48 73	195	H	Rhode Island	50 57								
34	A	St. Bonaventure	43 66	46	H	Dayton	48 60								
24	H	Duquesne	44 65	278	A	La Salle	60 43								
98	A	VCU	42 53	96	A	Virginia	51 71								
238	A	Massachusetts	74 68	326	N	Lafayette	54 46								

Non-Div I Games:

Richmond

■ Loss,
 ■ Non-Conf,
 S Site,
 ■ Home
 ■ Away
 N Neutral

Average RPI Win: 277	WON-LOST	WINNING	LAST 10	STRENGTH OF	OPP. STRENGTH	TEAM	ADJ.	CONF.	ADJ CONF.
Average RPI Loss: 171	RECORD	PCT. RANK	GAMES	SCHEDULE	OF SCHEDULE	RPI	RPI	RPI	RPI
DIV. I ONLY	5- 18	305	2- 8	162	302	291	291	23	23
DIV. I NON-CONF.	3- 6	234	0- 0	94	323	207	207	24	24
TOTALS	RPI 1-25	RPI 26-50	W-L RECORDS	RPI 51-100	RPI 101-150	RPI 150+			
5- 18	0- 0	0- 1	OVERALL	0- 2	0- 4	5- 11			
3- 8	0- 0	0- 1	HOME	0- 0	0- 1	3- 6			
2- 8	0- 0	0- 0	AWAY	0- 1	0- 3	2- 4			
0- 2	0- 0	0- 0	NEUTRAL	0- 1	0- 0	0- 1			
3- 6	0- 0	0- 1	NON-CONFERENCE	0- 2	0- 1	3- 2			
2- 1	0- 0	0- 1	HOME	0- 0	0- 0	2- 0			
1- 3	0- 0	0- 0	AWAY	0- 1	0- 1	1- 1			
0- 2	0- 0	0- 0	NEUTRAL	0- 1	0- 0	0- 1			
2- 12	0- 0	0- 0	CONFERENCE	0- 0	0- 3	2- 9			
1- 7	0- 0	0- 0	HOME	0- 0	0- 1	1- 6			
1- 5	0- 0	0- 0	AWAY	0- 0	0- 2	1- 3			
0- 0	0- 0	0- 0	NEUTRAL	0- 0	0- 0	0- 0			

RPI	S	Opponent	Score	RPI	S	Opponent	Score	RPI	S	Opponent	Score	RPI	S	Opponent	Score	Team's RPI: 291
47	H	Princeton	59 78	68	A	Army West Point	42 57	115	A	Quinnipiac	51 64	116	A	Iona	46 59	
				82	N	Central Mich.	58 76	116	H	Iona	48 67	146	A	Pittsburgh	44 75	
								183	A	UMBC	53 58	183	N	UMBC	58 67	
								185	A	Marist	54 66	185	H	Marist	56 74	
								202	H	Lehigh	61 60	209	A	Fairfield	56 63	
								209	H	Fairfield	39 55	216	H	Canisius	64 73	
								217	A	Siena	45 66	217	H	Siena	70 58	
								224	H	Manhattan	70 74	286	H	Monmouth	75 87	
								288	H	Niagara	57 67	290	H	Towson	78 72	
								334	A	Saint Peter's	68 67	344	A	St. Francis Brooklyn	71 59	
LAST 12 Division I GAMES:																
334	A	Saint Peter's	68 67	217	H	Siena	70 58									
116	H	Iona	48 67	209	H	Fairfield	39 55									
185	H	Marist	56 74	288	H	Niagara	57 67									
209	A	Fairfield	56 63	217	A	Siena	45 66									
224	H	Manhattan	70 74	115	A	Quinnipiac	51 64									
286	H	Monmouth	75 87	185	A	Marist	54 66									

Non-Div I Games:

Rider

Average RPI Win:	283	WON-LOST	WINNING	LAST 10	STRENGTH OF	OPP. STRENGTH	TEAM	ADJ.	CONF.	ADJ CONF.
Average RPI Loss:	167	RECORD	PCT. RANK	GAMES	SCHEDULE	OF SCHEDULE	RPI	RPI	RPI	RPI
DIV. I ONLY	13- 9	118	6- 4	298	323	186	186	31	31	
DIV. I NON-CONF.	5- 5	160	0- 0	182	138	140	140	32	32	
TOTALS	RPI 1-25	RPI 26-50	W-L RECORDS	RPI 51-100	RPI 101-150	RPI 150+				
13- 9	0- 1	0- 1	OVERALL	0- 1	0- 2	13- 4				
7- 2	0- 0	0- 0	HOME	0- 0	0- 1	7- 1				
6- 7	0- 0	0- 0	AWAY	0- 0	0- 0	6- 0				
0- 0	0- 0	0- 0	NEUTRAL	0- 0	0- 0	0- 0				
5- 5	0- 1	0- 1	NON-CONFERENCE	0- 1	0- 2	5- 0				
2- 1	0- 0	0- 0	HOME	0- 0	0- 1	2- 0				
3- 4	0- 1	0- 1	AWAY	0- 1	0- 1	3- 0				
0- 0	0- 0	0- 0	NEUTRAL	0- 0	0- 0	0- 0				
8- 4	0- 0	0- 0	CONFERENCE	0- 0	0- 0	8- 4				
5- 1	0- 0	0- 0	HOME	0- 0	0- 0	5- 1				
3- 3	0- 0	0- 0	AWAY	0- 0	0- 0	3- 3				
0- 0	0- 0	0- 0	NEUTRAL	0- 0	0- 0	0- 0				

RPI 1-25				RPI 26-50				RPI 51-100				RPI 101+ Team's RPI: 186			
RPI	S	Opponent	Score	RPI	S	Opponent	Score	RPI	S	Opponent	Score	RPI	S	Opponent	Score
20	A	Florida	52 79	50	A	Iowa	50 69	90	A	Charlotte	73 94	123	A	Youngstown St.	46 55
												145	H	Northern Ky.	70 72
												193	H	Delaware	53 50
												212	A	Bryant	65 71
												212	H	Bryant	55 53
												218	H	Morgan St.	76 44
												258	H	Sacred Heart	78 63
												270	A	Ga. Southern	64 49
												275	A	Saint Francis (PA)	54 62
												276	A	Central Conn. St.	39 48
												276	H	Central Conn. St.	72 55
												278	A	La Salle	76 45
												286	A	Monmouth	60 47
												312	H	Fairleigh Dickinson	68 83
												325	A	LIU Brooklyn	52 49
												337	A	Mt. St. Mary's	74 67
												337	H	Mt. St. Mary's	61 56
												342	H	Wagner	64 44
												344	A	St. Francis Brooklyn	62 53
LAST 12 Division I GAMES:															
276	H	Central Conn. St.	72 55	337	H	Mt. St. Mary's	61 56								
212	H	Bryant	55 53	312	H	Fairleigh Dickinson	68 83								
337	A	Mt. St. Mary's	74 67	325	A	LIU Brooklyn	52 49								
275	A	Saint Francis (PA)	54 62	344	A	St. Francis Brooklyn	62 53								
276	A	Central Conn. St.	39 48	342	H	Wagner	64 44								
212	A	Bryant	65 71	258	H	Sacred Heart	78 63								

Non-Div I Games: West Va. Wesleyan 124 59

Robert Morris

■ Loss,
 ■ Non-Conf,
 ■ S Site,
 ■ Home
 ■ A Away
 N Neutral

Average RPI Win:	116	WON-LOST	WINNING	LAST 10	STRENGTH OF	OPP. STRENGTH	TEAM	ADJ.	CONF.	ADJ CONF.
Average RPI Loss:	35	RECORD	PCT. RANK	GAMES	SCHEDULE	OF SCHEDULE	RPI	RPI	RPI	RPI
DIV. I ONLY	14- 10	121	4- 6	15	12	43	43	4	4	
DIV. I NON-CONF.	9- 3	69	0- 0	21	8	18	18	4	4	
TOTALS	RPI 1-25	RPI 26-50	W-L RECORDS	RPI 51-100	RPI 101-150	RPI 150+				
14- 10	1- 4	0- 4	OVERALL	6- 2	4- 0	3- 0				
9- 2	0- 1	0- 1	HOME	3- 0	4- 0	2- 0				
2- 8	0- 3	0- 3	AWAY	1- 2	0- 0	1- 0				
3- 0	1- 0	0- 0	NEUTRAL	2- 0	0- 0	0- 0				
9- 3	1- 1	0- 2	NON-CONFERENCE	4- 0	3- 0	1- 0				
5- 1	0- 0	0- 1	HOME	1- 0	3- 0	1- 0				
1- 2	0- 1	0- 1	AWAY	1- 0	0- 0	0- 0				
3- 0	1- 0	0- 0	NEUTRAL	2- 0	0- 0	0- 0				
5- 7	0- 3	0- 2	CONFERENCE	2- 2	1- 0	2- 0				
4- 1	0- 1	0- 0	HOME	2- 0	1- 0	1- 0				
1- 6	0- 2	0- 2	AWAY	0- 2	0- 0	1- 0				
0- 0	0- 0	0- 0	NEUTRAL	0- 0	0- 0	0- 0				

RPI	S	Opponent	Score	RPI	S	Opponent	Score	Team's RPI: 43	RPI	S	Opponent	Score	RPI	S	Opponent	Score
5	A	Ohio St.	78 90	29	A	Seton Hall	49 77		60	H	Temple	61 51	116	H	Iona	58 33
5	H	Ohio St.	58 67	30	H	St. John's (NY)	62 69		73	A	Nebraska	54 65	118	H	LSU	69 57
13	A	Michigan St.	48 59	42	A	Indiana	48 64		73	H	Nebraska	66 56	130	H	Arkansas	60 40
14	A	Florida St.	43 65	50	A	Iowa	65 69		81	N	Tulane	75 51	141	H	Wisconsin	61 41
21	N	Green Bay	54 43						86	A	Minnesota	72 85	154	H	Illinois	67 54
									86	H	Minnesota	66 55	156	A	Penn St.	74 62
									95	A	Saint Joseph's	78 65	294	H	Savannah St.	65 26
									96	N	Virginia	60 48				
LAST 12 Division I GAMES:																
156	A	Penn St.	74 62	73	A	Nebraska	54 65									
86	A	Minnesota	72 85	154	H	Illinois	67 54									
73	H	Nebraska	66 56	5	A	Ohio St.	78 90									
42	A	Indiana	48 64	141	H	Wisconsin	61 41									
5	H	Ohio St.	58 67	50	A	Iowa	65 69									
13	A	Michigan St.	48 59	86	H	Minnesota	66 55									

Non-Div I Games:

Rutgers

■ Loss,
■ Non-Conf,
■ S Site,
■ H Home
■ A Away
N Neutral

SIUE				STRENGTH OF SCHEDULE	OPP. STRENGTH OF SCHEDULE	TEAM RPI	ADJ. RPI	CONF. RPI	ADJ CONF. RPI
Average RPI Win:	250	WON-LOST RECORD	WINNING PCT. RANK						
Average RPI Loss:	138		LAST 10 GAMES						
DIV. I ONLY	14- 10	121	8- 2	205	265	152	152	24	24
DIV. I NON-CONF.	5- 8	209	0- 1	128	260	179	179	23	23

TOTALS	RPI 1-25	RPI 26-50	W-L RECORDS	RPI 51-100	RPI 101-150	RPI 150+			
14- 10	0- 1	0- 1	OVERALL	1- 2	1- 2	12- 4			
8- 2	0- 0	0- 0	HOME	1- 1	1- 1	6- 0			
6- 7	0- 1	0- 1	AWAY	0- 1	0- 1	6- 3			
0- 1	0- 0	0- 0	NEUTRAL	0- 0	0- 0	0- 1			
5- 8	0- 1	0- 1	NON-CONFERENCE	1- 1	0- 2	4- 3			
3- 1	0- 0	0- 0	HOME	1- 0	0- 1	2- 0			
2- 6	0- 1	0- 1	AWAY	0- 1	0- 1	2- 2			
0- 1	0- 0	0- 0	NEUTRAL	0- 0	0- 0	0- 1			
9- 2	0- 0	0- 0	CONFERENCE	0- 1	1- 0	8- 1			
5- 1	0- 0	0- 0	HOME	0- 1	1- 0	4- 0			
4- 1	0- 0	0- 0	AWAY	0- 0	0- 0	4- 1			
0- 0	0- 0	0- 0	NEUTRAL	0- 0	0- 0	0- 0			

RPI 1-25				RPI 26-50				RPI 51-100				RPI 101+ Team's RPI: 152			
RPI	S	Opponent	Score	RPI	S	Opponent	Score	RPI	S	Opponent	Score	RPI	S	Opponent	Score
16	A	Oklahoma St.	61 86	33	A	Missouri	46 75	79	H	Saint Louis	71 64	110	H	Belmont	73 60
								82	A	Central Mich.	65 78	113	H	IUPUI	67 85
								91	H	UT Martin	79 85	138	A	Southern Ill.	57 71
												198	H	Southeast Mo. St.	80 73
												206	A	Valparaiso	56 69
												208	H	Eastern Ky.	89 74
												227	A	Western Ill.	74 78
												232	N	Stephen F. Austin	74 82
												241	A	Tennessee St.	61 73
												256	H	Northern Ill.	93 67
												264	H	Omaha	90 86
												266	A	Austin Peay	72 61
												277	A	Jacksonville St.	62 57
												284	A	Tennessee Tech	83 68
												293	A	Murray St.	64 61
												298	H	Morehead St.	90 81
												307	A	UMKC	63 58
												316	A	Illinois St.	65 57
												338	H	Eastern Ill.	87 75
LAST 12 Division I GAMES:															
91	H	UT Martin	79 85	298	H	Morehead St.	90 81								
338	H	Eastern Ill.	87 75	241	A	Tennessee St.	61 73								
266	A	Austin Peay	72 61	110	H	Belmont	73 60								
293	A	Murray St.	64 61	284	A	Tennessee Tech	83 68								
198	H	Southeast Mo. St.	80 73	277	A	Jacksonville St.	62 57								
208	H	Eastern Ky.	89 74	82	A	Central Mich.	65 78								

Non-Div I Games:

SIUE

■ Loss,
 ■ Non-Conf,
 ■ S Site,
 ■ Home
 ■ A Away
 N Neutral

SMU				STRENGTH OF SCHEDULE	OPP. STRENGTH OF SCHEDULE	TEAM RPI	ADJ. RPI	CONF. RPI	ADJ CONF. RPI
Average RPI Win:	190	WON-LOST RECORD	WINNING PCT. RANK						
Average RPI Loss:	78		LAST 10 GAMES						
DIV. I ONLY	11- 12	182	5- 5	108	43	157	157	8	8
DIV. I NON-CONF.	5- 6	180	0- 0	164	22	195	195	7	7

TOTALS	RPI 1-25	RPI 26-50	W-L RECORDS	RPI 51-100	RPI 101-150	RPI 150+			
11- 12	0- 4	0- 2	OVERALL	1- 3	2- 0	8- 3			
7- 6	0- 2	0- 1	HOME	1- 2	1- 0	5- 1			
2- 5	0- 1	0- 1	AWAY	0- 1	0- 0	2- 2			
2- 1	0- 1	0- 0	NEUTRAL	0- 0	1- 0	1- 0			
5- 6	0- 3	0- 0	NON-CONFERENCE	0- 1	1- 0	4- 2			
3- 3	0- 1	0- 0	HOME	0- 1	0- 0	3- 1			
0- 2	0- 1	0- 0	AWAY	0- 0	0- 0	0- 1			
2- 1	0- 1	0- 0	NEUTRAL	0- 0	1- 0	1- 0			
6- 6	0- 1	0- 2	CONFERENCE	1- 2	1- 0	4- 1			
4- 3	0- 1	0- 1	HOME	1- 1	1- 0	2- 0			
2- 3	0- 0	0- 1	AWAY	0- 1	0- 0	2- 1			
0- 0	0- 0	0- 0	NEUTRAL	0- 0	0- 0	0- 0			

RPI 1-25				RPI 26-50				RPI 51-100				RPI 101+ Team's RPI: 157			
RPI	S	Opponent	Score	RPI	S	Opponent	Score	RPI	S	Opponent	Score	RPI	S	Opponent	Score
2	H	UConn	37 90	39	A	South Fla.	56 83	60	A	Temple	35 55	104	N	Arizona	58 46
8	H	Arizona St.	57 64	39	H	South Fla.	48 66	60	H	Temple	69 67	119	H	Memphis	58 49
18	A	Texas A&M	55 67					81	H	Tulane	42 54	170	H	East Carolina	74 67
22	N	Mississippi St.	70 72					93	H	TCU	79 89	173	H	Northwestern St.	74 36
												181	A	Tulsa	54 56
												187	H	New Mexico	58 63
												190	H	Kansas	73 64
												200	A	North Texas	57 60
												207	A	Cincinnati	73 55
												226	N	Gardner-Webb	69 61
												242	A	Houston	50 48
												259	H	UCF	65 50
												340	H	Cal St. Fullerton	74 53
LAST 12 Division I GAMES:															
170	H	East Carolina	74 67	81	H	Tulane	42 54								
259	H	UCF	65 50	119	H	Memphis	58 49								
60	A	Temple	35 55	242	A	Houston	50 48								
39	H	South Fla.	48 66	39	A	South Fla.	56 83								
207	A	Cincinnati	73 55	60	H	Temple	69 67								
2	H	UConn	37 90	181	A	Tulsa	54 56								

Non-Div I Games:

SMU

■ Loss,
 ■ Non-Conf,
 ■ S Site,
 ■ H Home
 ■ A Away
 N Neutral

Average RPI Win:	258	WON-LOST	WINNING	LAST 10	STRENGTH OF	OPP. STRENGTH	TEAM	ADJ.	CONF.	ADJ CONF.
Average RPI Loss:	140	RECORD	PCT. RANK	GAMES	SCHEDULE	OF SCHEDULE	RPI	RPI	RPI	RPI
DIV. I ONLY	7- 14	257	4- 6	95	278	205	205	20	20	
DIV. I NON-CONF.	3- 8	258	1- 1	104	185	208	208	21	21	
TOTALS	RPI 1-25	RPI 26-50	W-L RECORDS	RPI 51-100	RPI 101-150	RPI 150+				
7- 14	0- 1	0- 0	OVERALL	0- 2	0- 3	7- 8				
3- 6	0- 1	0- 0	HOME	0- 0	0- 2	3- 3				
4- 7	0- 0	0- 0	AWAY	0- 1	0- 1	4- 5				
0- 1	0- 0	0- 0	NEUTRAL	0- 1	0- 0	0- 0				
3- 8	0- 1	0- 0	NON-CONFERENCE	0- 2	0- 2	3- 3				
1- 3	0- 1	0- 0	HOME	0- 0	0- 1	1- 1				
2- 4	0- 0	0- 0	AWAY	0- 1	0- 1	2- 2				
0- 1	0- 0	0- 0	NEUTRAL	0- 1	0- 0	0- 0				
4- 6	0- 0	0- 0	CONFERENCE	0- 0	0- 1	4- 5				
2- 3	0- 0	0- 0	HOME	0- 0	0- 1	2- 2				
2- 3	0- 0	0- 0	AWAY	0- 0	0- 0	2- 3				
0- 0	0- 0	0- 0	NEUTRAL	0- 0	0- 0	0- 0				

RPI 1-25				RPI 26-50				RPI 51-100				RPI 101+ Team's RPI: 205			
RPI	S	Opponent	Score	RPI	S	Opponent	Score	RPI	S	Opponent	Score	RPI	S	Opponent	Score
10	H	UCLA	76 109					64	N	Villanova	54 78	102	A	New Mexico St.	77 80
								74	A	California	99 117	120	H	San Francisco	94 95
												137	H	Idaho	88 98
												151	H	Hawaii	72 74
												160	A	Montana St.	99 116
												160	H	Montana St.	79 80
												184	H	Eastern Wash.	83 100
												187	A	New Mexico	71 84
												188	A	Weber St.	66 77
												192	A	Cal Poly	72 97
												196	A	UC Davis	92 77
												199	A	Idaho St.	68 59
												221	A	Utah St.	95 86
												225	A	Montana	83 90
												225	H	Montana	83 75
												322	A	Portland St.	126 78
												322	H	Portland St.	132 91
												323	H	UC Irvine	126 78
LAST 12 Division I GAMES:															
160	A	Montana St.	99 116	199	A	Idaho St.	68 59								
225	A	Montana	83 90	225	H	Montana	83 75								
184	H	Eastern Wash.	83 100	160	H	Montana St.	79 80								
137	H	Idaho	88 98	322	H	Portland St.	132 91								
322	A	Portland St.	126 78	192	A	Cal Poly	72 97								
188	A	Weber St.	66 77	323	H	UC Irvine	126 78								

Non-Div I Games:

Sacramento St.

Average RPI Win:	311	WON-LOST	WINNING	LAST 10	STRENGTH OF	OPP. STRENGTH	TEAM	ADJ.	CONF.	ADJ CONF.
Average RPI Loss:	171	RECORD	PCT. RANK	GAMES	SCHEDULE	OF SCHEDULE	RPI	RPI	RPI	RPI
DIV. I ONLY	12- 11	164	9- 1	325	335	258	258	31	31	
DIV. I NON-CONF.	2- 9	296	0- 0	254	194	316	316	32	32	
TOTALS	RPI 1-25	RPI 26-50	W-L RECORDS	RPI 51-100	RPI 101-150	RPI 150+				
12- 11	0- 0	0- 1	OVERALL	0- 1	0- 2	12- 7				
6- 4	0- 0	0- 0	HOME	0- 0	0- 1	6- 3				
5- 6	0- 0	0- 1	AWAY	0- 1	0- 0	5- 4				
1- 1	0- 0	0- 0	NEUTRAL	0- 0	0- 1	1- 0				
2- 9	0- 0	0- 1	NON-CONFERENCE	0- 1	0- 2	2- 5				
1- 3	0- 0	0- 0	HOME	0- 0	0- 1	1- 2				
0- 5	0- 0	0- 1	AWAY	0- 1	0- 0	0- 3				
1- 1	0- 0	0- 0	NEUTRAL	0- 0	0- 1	1- 0				
10- 2	0- 0	0- 0	CONFERENCE	0- 0	0- 0	10- 2				
5- 1	0- 0	0- 0	HOME	0- 0	0- 0	5- 1				
5- 1	0- 0	0- 0	AWAY	0- 0	0- 0	5- 1				
0- 0	0- 0	0- 0	NEUTRAL	0- 0	0- 0	0- 0				

RPI 1-25			RPI 26-50			RPI 51-100			RPI 101+ Team's RPI: 258		
RPI	S	Opponent	Score	RPI	S	RPI	S	Opponent	Score	RPI	S
				30	A			St. John's (NY)	54 67	125	N
						60	A	Temple	62 92		
								La.-Lafayette	58 60		
								Buffalo	53 66		
								Penn St.	46 83		
								Robert Morris	63 78		
								Fairfield	50 61		
								Bryant	59 61		
								Binghamton	69 60		
								Hartford	67 68		
								New Hampshire	69 81		
								Saint Francis (PA)	81 77		
								Central Conn. St.	61 57		
								Vermont	51 53		
								Coastal Caro.	71 62		
								Fairleigh Dickinson	72 61		
								LIU Brooklyn	62 53		
								LIU Brooklyn	71 47		
								Mt. St. Mary's	61 58		
								Wagner	77 73		
								Wagner	73 62		
								St. Francis Brooklyn	68 51		
								St. Francis Brooklyn	63 55		
LAST 12 Division I GAMES:											
325	H	LIU Brooklyn	71 47	276	A	Central Conn. St.	61 57				
344	H	St. Francis Brooklyn	63 55	344	A	St. Francis Brooklyn	68 51				
325	A	LIU Brooklyn	62 53	342	H	Wagner	73 62				
212	H	Bryant	59 61	312	H	Fairleigh Dickinson	72 61				
337	H	Mt. St. Mary's	61 58	275	A	Saint Francis (PA)	81 77				
342	A	Wagner	77 73	186	A	Robert Morris	63 78				

Non-Div I Games:

Sacred Heart

■ Loss,
 ■ Non-Conf,
 ■ S Site,
 ■ Home
 ■ A Away
 N Neutral

Average RPI Win:	294	WON-LOST	WINNING	LAST 10	STRENGTH OF	OPP. STRENGTH	TEAM	ADJ.	CONF.	ADJ CONF.
Average RPI Loss:	192	RECORD	PCT. RANK	GAMES	SCHEDULE	OF SCHEDULE	RPI	RPI	RPI	RPI
DIV. I ONLY	8- 14	244	6- 4	261	336	275	275	31	31	
DIV. I NON-CONF.	1- 9	325	0- 0	131	210	299	299	32	32	
TOTALS	RPI 1-25	RPI 26-50	W-L RECORDS	RPI 51-100	RPI 101-150	RPI 150+				
8- 14	0- 1	0- 1	OVERALL	0- 0	0- 2	8- 10				
6- 3	0- 0	0- 0	HOME	0- 0	0- 1	6- 2				
2- 10	0- 1	0- 1	AWAY	0- 0	0- 1	2- 7				
0- 1	0- 0	0- 0	NEUTRAL	0- 0	0- 0	0- 1				
1- 9	0- 1	0- 1	NON-CONFERENCE	0- 0	0- 2	1- 5				
1- 1	0- 0	0- 0	HOME	0- 0	0- 1	1- 0				
0- 7	0- 1	0- 1	AWAY	0- 0	0- 1	0- 4				
0- 1	0- 0	0- 0	NEUTRAL	0- 0	0- 0	0- 1				
7- 5	0- 0	0- 0	CONFERENCE	0- 0	0- 0	7- 5				
5- 2	0- 0	0- 0	HOME	0- 0	0- 0	5- 2				
2- 3	0- 0	0- 0	AWAY	0- 0	0- 0	2- 3				
0- 0	0- 0	0- 0	NEUTRAL	0- 0	0- 0	0- 0				

RPI 1-25				RPI 26-50				RPI 51-100				RPI 101+ Team's RPI: 275			
RPI	S	Opponent	Score	RPI	S	Opponent	Score	RPI	S	Opponent	Score	RPI	S	Opponent	Score
20	A	Florida	65 122	31	A	Ohio	65 91					134	A	Marshall	73 81
												146	H	Pittsburgh	59 74
												164	A	Cornell	69 75
												186	H	Robert Morris	62 54
												207	A	Cincinnati	86 93
												208	N	Eastern Ky.	82 88
												212	A	Bryant	72 84
												212	H	Bryant	85 72
												216	A	Canisius	52 77
												228	A	Columbia	78 82
												258	H	Sacred Heart	77 81
												276	A	Central Conn. St.	51 66
												276	H	Central Conn. St.	59 79
												295	H	Coastal Caro.	106 74
												312	A	Fairleigh Dickinson	72 73
												312	H	Fairleigh Dickinson	87 67
												325	A	LIU Brooklyn	84 75
												337	H	Mt. St. Mary's	87 57
												342	H	Wagner	93 78
												344	A	St. Francis Brooklyn	83 76
LAST 12 Division I GAMES:															
212	H	Bryant	85 72	312	H	Fairleigh Dickinson	87 67								
276	H	Central Conn. St.	59 79	337	H	Mt. St. Mary's	87 57								
312	A	Fairleigh Dickinson	72 73	344	A	St. Francis Brooklyn	83 76								
186	H	Robert Morris	62 54	325	A	LIU Brooklyn	84 75								
212	A	Bryant	72 84	258	H	Sacred Heart	77 81								
276	A	Central Conn. St.	51 66	342	H	Wagner	93 78								

Non-Div I Games: Pitt.-Johnstown 82 78

Saint Francis (PA)

■ Loss,
 ■ Non-Conf,
 ■ S Site,
 ■ Home
 ■ A Away
 N Neutral

Saint Joseph's

Through Games Of Feb. 9, 2016

Average RPI Win:	147	WON-LOST	WINNING	LAST 10	STRENGTH OF	OPP. STRENGTH	TEAM	ADJ.	CONF.	ADJ CONF.
Average RPI Loss:	71	RECORD	PCT. RANK	GAMES	SCHEDULE	OF SCHEDULE	RPI	RPI	RPI	RPI
DIV. I ONLY	10- 12	197	4- 6	11	83	95	95	7	7	
DIV. I NON-CONF.	6- 6	160	2- 0	3	64	52	52	8	8	
TOTALS	RPI 1-25	RPI 26-50	W-L RECORDS	RPI 51-100	RPI 101-150	RPI 150+				
10- 12	0- 1	1- 5	OVERALL	4- 3	0- 1	5- 2				
6- 7	0- 1	1- 4	HOME	2- 1	0- 1	3- 0				
4- 5	0- 0	0- 1	AWAY	2- 2	0- 0	2- 2				
0- 0	0- 0	0- 0	NEUTRAL	0- 0	0- 0	0- 0				
6- 6	0- 1	1- 2	NON-CONFERENCE	3- 2	0- 1	2- 0				
4- 4	0- 1	1- 2	HOME	2- 0	0- 1	1- 0				
2- 2	0- 0	0- 0	AWAY	1- 2	0- 0	1- 0				
0- 0	0- 0	0- 0	NEUTRAL	0- 0	0- 0	0- 0				
4- 6	0- 0	0- 3	CONFERENCE	1- 1	0- 0	3- 2				
2- 3	0- 0	0- 2	HOME	0- 1	0- 0	2- 0				
2- 3	0- 0	0- 1	AWAY	1- 0	0- 0	1- 2				
0- 0	0- 0	0- 0	NEUTRAL	0- 0	0- 0	0- 0				

RPI 1-25				RPI 26-50				RPI 51-100 Team's RPI: 95				RPI 101+			
RPI	S	Opponent	Score	RPI	S	Opponent	Score	RPI	S	Opponent	Score	RPI	S	Opponent	Score
1	H	Notre Dame	55 91	29	H	Seton Hall	54 66	60	A	Temple	70 67	116	H	Iona	75 81
				34	A	St. Bonaventure	51 65	64	A	Villanova	49 55	153	A	Fordham	40 47
				35	H	George Washington	45 70	77	A	Hofstra	62 75	175	A	George Mason	41 55
				43	H	Rutgers	65 78	79	H	Saint Louis	66 77	183	H	UMBC	104 45
				45	H	Penn	50 46	82	H	Central Mich.	76 66	202	A	Lehigh	63 62
				46	H	Dayton	61 71	83	H	Drexel	53 46	204	H	Richmond	64 53
								98	A	VCU	66 63	238	A	Massachusetts	62 58
												278	H	La Salle	64 55
LAST 12 Division I GAMES:															
				175	A	George Mason	41 55	204	H	Richmond	64 53				
				278	H	La Salle	64 55	98	A	VCU	66 63				
				34	A	St. Bonaventure	51 65	238	A	Massachusetts	62 58				
				46	H	Dayton	61 71	35	H	George Washington	45 70				
				79	H	Saint Louis	66 77	82	H	Central Mich.	76 66				
				153	A	Fordham	40 47	183	H	UMBC	104 45				

Non-Div I Games:

Saint Joseph's

■ Loss,
 ■ Non-Conf,
 ■ S Site,
 ■ H Home
 ■ A Away
 N Neutral

Average RPI Win:	204	WON-LOST	WINNING	LAST 10	STRENGTH OF	OPP. STRENGTH	TEAM	ADJ.	CONF.	ADJ CONF.
Average RPI Loss:	99	RECORD	PCT. RANK	GAMES	SCHEDULE	OF SCHEDULE	RPI	RPI	RPI	RPI
DIV. I ONLY	17- 5	40	8- 2	234	129	79	79	7	7	
DIV. I NON-CONF.	9- 3	69	1- 1	259	278	99	99	8	8	
TOTALS	RPI 1-25	RPI 26-50	W-L RECORDS	RPI 51-100	RPI 101-150	RPI 150+				
17- 5	0- 0	1- 1	OVERALL	2- 2	2- 0	12- 2				
8- 1	0- 0	1- 0	HOME	0- 0	0- 0	7- 1				
8- 4	0- 0	0- 1	AWAY	2- 2	2- 0	4- 1				
1- 0	0- 0	0- 0	NEUTRAL	0- 0	0- 0	1- 0				
9- 3	0- 0	0- 0	NON-CONFERENCE	0- 2	2- 0	7- 1				
4- 0	0- 0	0- 0	HOME	0- 0	0- 0	4- 0				
4- 3	0- 0	0- 0	AWAY	0- 2	2- 0	2- 1				
1- 0	0- 0	0- 0	NEUTRAL	0- 0	0- 0	1- 0				
8- 2	0- 0	1- 1	CONFERENCE	2- 0	0- 0	5- 1				
4- 1	0- 0	1- 0	HOME	0- 0	0- 0	3- 1				
4- 1	0- 0	0- 1	AWAY	2- 0	0- 0	2- 0				
0- 0	0- 0	0- 0	NEUTRAL	0- 0	0- 0	0- 0				

RPI 1-25				RPI 26-50				RPI 51-100				Team's RPI: 79		RPI 101+			
RPI	S	Opponent	Score	RPI	S	Opponent	Score	RPI	S	Opponent	Score		RPI	S	Opponent	Score	
				35	A	George Washington	80 89	54	A	Ball St.	70 79		119	A	Memphis	63 57	
				46	H	Dayton	70 56	81	A	Tulane	58 66		127	A	Mercer	68 60	
								95	A	Saint Joseph's	77 66		152	A	SIUE	64 71	
								98	A	VCU	77 72		165	A	Davidson	79 50	
													175	A	George Mason	61 50	
													175	H	George Mason	63 73	
													181	H	Tulsa	82 73	
													198	H	Southeast Mo. St.	67 52	
													204	H	Richmond	73 48	
													238	H	Massachusetts	69 49	
													247	A	Indiana St.	62 52	
													278	H	La Salle	79 70	
													302	N	Cleveland St.	76 65	
													315	H	Bradley	75 58	
													338	H	Eastern Ill.	78 47	
													345	A	Alabama A&M	91 60	
LAST 12 Division I GAMES:																	
				204	H	Richmond	73 48					238	H	Massachusetts	69 49		
				35	A	George Washington	80 89					165	A	Davidson	79 50		
				175	A	George Mason	61 50					98	A	VCU	77 72		
				278	H	La Salle	79 70					175	H	George Mason	63 73		
				95	A	Saint Joseph's	77 66					315	H	Bradley	75 58		
				46	H	Dayton	70 56					54	A	Ball St.	70 79		

Non-Div I Games: Mo.-St. Louis 67 31

Saint Louis

Saint Peter's

Through Games Of Feb. 9, 2016

Average RPI Win:	247	WON-LOST	WINNING	LAST 10	STRENGTH OF	OPP. STRENGTH	TEAM	ADJ.	CONF.	ADJ CONF.
Average RPI Loss:	201	RECORD	PCT. RANK	GAMES	SCHEDULE	OF SCHEDULE	RPI	RPI	RPI	RPI
DIV. I ONLY	4- 19	319	1- 9	241	307	334	334	23	23	
DIV. I NON-CONF.	2- 7	280	0- 0	121	345	282	282	24	24	
TOTALS	RPI 1-25	RPI 26-50	W-L RECORDS	RPI 51-100	RPI 101-150	RPI 150+				
4- 19	0- 1	0- 1	OVERALL	0- 0	1- 3	3- 14				
4- 9	0- 1	0- 0	HOME	0- 0	1- 2	3- 6				
0- 10	0- 0	0- 0	AWAY	0- 0	0- 1	0- 0				
0- 0	0- 0	0- 0	NEUTRAL	0- 0	0- 0	0- 0				
2- 7	0- 1	0- 1	NON-CONFERENCE	0- 0	1- 1	1- 4				
2- 3	0- 1	0- 0	HOME	0- 0	1- 1	1- 1				
0- 4	0- 0	0- 1	AWAY	0- 0	0- 0	0- 3				
0- 0	0- 0	0- 0	NEUTRAL	0- 0	0- 0	0- 0				
2- 12	0- 0	0- 0	CONFERENCE	0- 0	0- 2	2- 10				
2- 6	0- 0	0- 0	HOME	0- 0	0- 1	2- 5				
0- 6	0- 0	0- 0	AWAY	0- 0	0- 1	0- 5				
0- 0	0- 0	0- 0	NEUTRAL	0- 0	0- 0	0- 0				

RPI 1-25				RPI 26-50				RPI 51-100				RPI 101+ Team's RPI: 334			
RPI	S	Opponent	Score	RPI	S	Opponent	Score	RPI	S	Opponent	Score	RPI	S	Opponent	Score
24	H	Duquesne	38 63	29	A	Seton Hall	65 81					112	H	Stony Brook	35 69
												115	A	Quinnipiac	49 66
												116	H	Iona	51 65
												147	H	Brown	79 67
												185	A	Marist	46 69
												185	H	Marist	55 74
												202	A	Lehigh	42 74
												209	H	Fairfield	56 46
												216	A	Canisius	42 54
												216	H	Canisius	53 60
												217	A	Siena	58 59
												217	H	Siena	55 64
												224	A	Manhattan	47 64
												262	H	Navy	39 50
												286	H	Monmouth	67 62
												288	A	Niagara	46 51
												288	H	Niagara	48 52
												291	H	Rider	67 68
												312	A	Fairleigh Dickinson	52 73
												326	A	Lafayette	69 72
												344	H	St. Francis Brooklyn	44 40
LAST 12 Division I GAMES:															
				291	H	Rider	67 68					288	A	Niagara	46 51
				185	H	Marist	55 74					216	A	Canisius	42 54
				115	A	Quinnipiac	49 66					209	H	Fairfield	56 46
				217	H	Siena	55 64					288	H	Niagara	48 52
				185	A	Marist	46 69					286	H	Monmouth	67 62
				224	A	Manhattan	47 64					116	H	Iona	51 65

Non-Div I Games:

Saint Peter's

■ Loss,
 ■ Non-Conf,
 ■ S Site,
 ■ H Home
 ■ A Away
 N Neutral

Average RPI Win:	300	WON-LOST	WINNING	LAST 10	STRENGTH OF	OPP. STRENGTH	TEAM	ADJ.	CONF.	ADJ CONF.
Average RPI Loss:	158	RECORD	PCT. RANK	GAMES	SCHEDULE	OF SCHEDULE	RPI	RPI	RPI	RPI
DIV. I ONLY	6- 13	270	3- 7	262	207	257	257	27	27	
DIV. I NON-CONF.	2- 6	272	0- 1	81	69	163	163	26	26	
TOTALS	RPI 1-25	RPI 26-50	W-L RECORDS	RPI 51-100	RPI 101-150	RPI 150+				
6- 13	0- 2	0- 1	OVERALL	0- 2	0- 1	6- 7				
2- 3	0- 0	0- 0	HOME	0- 1	0- 0	2- 2				
4- 9	0- 1	0- 1	AWAY	0- 1	0- 1	4- 5				
0- 1	0- 1	0- 0	NEUTRAL	0- 0	0- 0	0- 0				
2- 6	0- 2	0- 1	NON-CONFERENCE	0- 1	0- 1	2- 1				
0- 1	0- 0	0- 0	HOME	0- 0	0- 0	0- 1				
2- 4	0- 1	0- 1	AWAY	0- 1	0- 1	2- 0				
0- 1	0- 1	0- 0	NEUTRAL	0- 0	0- 0	0- 0				
4- 7	0- 0	0- 0	CONFERENCE	0- 1	0- 0	4- 6				
2- 2	0- 0	0- 0	HOME	0- 1	0- 0	2- 1				
2- 5	0- 0	0- 0	AWAY	0- 0	0- 0	2- 5				
0- 0	0- 0	0- 0	NEUTRAL	0- 0	0- 0	0- 0				

RPI 1-25				RPI 26-50				RPI 51-100				RPI 101+ Team's RPI: 257			
RPI	S	Opponent	Score	RPI	S	Opponent	Score	RPI	S	Opponent	Score	RPI	S	Opponent	Score
9	A	Texas	49 83	44	A	Kansas St.	50 78	63	H	Abilene Christian	76 87	130	A	Arkansas	47 67
14	N	Florida St.	37 94					93	A	TCU	59 85	172	A	McNeese St.	79 82
												173	A	Northwestern St.	49 69
												232	A	Stephen F. Austin	63 70
												236	A	Texas Southern	53 51
												240	A	Houston Baptist	63 67
												243	H	Rice	46 58
												273	A	Lamar	78 76
												304	H	Southeastern La.	80 56
												309	H	Nicholls St.	63 67
												324	A	Incarinate Word	65 60
												325	A	LIU Brooklyn	63 56
												328	A	A&M-Corpus Christi	71 81
												335	H	New Orleans	64 52
LAST 12 Division I GAMES:															
328	A	A&M-Corpus Christi	71 81	309	H	Nicholls St.	63 67								
240	A	Houston Baptist	63 67	335	H	New Orleans	64 52								
273	A	Lamar	78 76	304	H	Southeastern La.	80 56								
232	A	Stephen F. Austin	63 70	173	A	Northwestern St.	49 69								
63	H	Abilene Christian	76 87	324	A	Incarinate Word	65 60								
172	A	McNeese St.	79 82	9	A	Texas	49 83								

Non-Div I Games: LSU-Alexandria 85 50 Our Lady Of The Lak67 56

Sam Houston St.

Loss, Non-Conf, S Site, H Home A Away N Neutral

Average RPI Win:	245	WON-LOST	WINNING	LAST 10	STRENGTH OF	OPP. STRENGTH	TEAM	ADJ.	CONF.	ADJ CONF.
Average RPI Loss:	101	RECORD	PCT. RANK	GAMES	SCHEDULE	OF SCHEDULE	RPI	RPI	RPI	RPI
DIV. I ONLY	14- 8	102	8- 2	250	176	121	121	17	17	
DIV. I NON-CONF.	6- 7	176	1- 2	203	178	145	145	16	16	
TOTALS	RPI 1-25	RPI 26-50	W-L RECORDS	RPI 51-100	RPI 101-150	RPI 150+				
14- 8	0- 1	0- 1	OVERALL	1- 2	2- 3	11- 1				
5- 2	0- 0	0- 0	HOME	1- 0	1- 2	3- 0				
8- 6	0- 1	0- 1	AWAY	0- 2	1- 1	7- 1				
1- 0	0- 0	0- 0	NEUTRAL	0- 0	0- 0	1- 0				
6- 7	0- 1	0- 1	NON-CONFERENCE	0- 2	1- 2	5- 1				
1- 1	0- 0	0- 0	HOME	0- 0	0- 1	1- 0				
4- 6	0- 1	0- 1	AWAY	0- 2	1- 1	3- 1				
1- 0	0- 0	0- 0	NEUTRAL	0- 0	0- 0	1- 0				
8- 1	0- 0	0- 0	CONFERENCE	1- 0	1- 1	6- 0				
4- 1	0- 0	0- 0	HOME	1- 0	1- 1	2- 0				
4- 0	0- 0	0- 0	AWAY	0- 0	0- 0	4- 0				
0- 0	0- 0	0- 0	NEUTRAL	0- 0	0- 0	0- 0				

RPI 1-25				RPI 26-50				RPI 51-100				RPI 101+ Team's RPI: 121			
RPI	S	Opponent	Score	RPI	S	Opponent	Score	RPI	S	Opponent	Score	RPI	S	Opponent	Score
22	A	Mississippi St.	47 68	42	A	Indiana	56 65	57	H	Chattanooga	48 43	118	A	LSU	47 44
								76	A	Georgia Tech	55 66	127	H	Mercer	60 63
								91	A	UT Martin	50 52	136	A	Southern Miss.	48 56
												143	H	Harvard	54 60
												148	H	ETSU	55 47
												169	A	UAB	41 61
												191	H	Troy	73 69
												219	A	Furman	58 45
												277	A	Jacksonville St.	50 39
												282	A	Alabama St.	54 35
												289	A	UNCG	57 52
												289	H	UNCG	80 49
												300	A	Western Caro.	59 42
												300	H	Western Caro.	57 52
												301	A	Wofford	58 39
												309	N	Nicholls St.	45 43
												345	A	Alabama A&M	54 30
LAST 12 Division I GAMES:															
300	H	Western Caro.	57 52	127	H	Mercer	60 63								
289	H	UNCG	80 49	289	A	UNCG	57 52								
301	A	Wofford	58 39	300	A	Western Caro.	59 42								
219	A	Furman	58 45	143	H	Harvard	54 60								
57	H	Chattanooga	48 43	118	A	LSU	47 44								
148	H	ETSU	55 47	169	A	UAB	41 61								

Non-Div I Games: AUM 82 32 Shorter 53 33

Samford

■ Loss,
 ■ Non-Conf,
 ■ S Site,
 ■ H Home
 ■ A Away
 N Neutral

Average RPI Win:	188	WON-LOST	WINNING	LAST 10	STRENGTH OF	OPP. STRENGTH	TEAM	ADJ.	CONF.	ADJ CONF.
Average RPI Loss:	55	RECORD	PCT. RANK	GAMES	SCHEDULE	OF SCHEDULE	RPI	RPI	RPI	RPI
DIV. I ONLY	20- 3	12	9- 1	233	88	65	65	9	9	
DIV. I NON-CONF.	9- 1	22	0- 0	313	104	108	108	9	9	
TOTALS	RPI 1-25	RPI 26-50	W-L RECORDS	RPI 51-100	RPI 101-150	RPI 150+				
20- 3	1- 0	0- 2	OVERALL	2- 1	6- 0	11- 0				
10- 2	1- 0	0- 1	HOME	1- 1	3- 0	5- 0				
10- 1	0- 0	0- 1	AWAY	1- 0	3- 0	6- 0				
0- 0	0- 0	0- 0	NEUTRAL	0- 0	0- 0	0- 0				
9- 1	0- 0	0- 0	NON-CONFERENCE	0- 1	3- 0	6- 0				
4- 1	0- 0	0- 0	HOME	0- 1	2- 0	2- 0				
5- 0	0- 0	0- 0	AWAY	0- 0	1- 0	4- 0				
0- 0	0- 0	0- 0	NEUTRAL	0- 0	0- 0	0- 0				
11- 2	1- 0	0- 2	CONFERENCE	2- 0	3- 0	5- 0				
6- 1	1- 0	0- 1	HOME	1- 0	1- 0	3- 0				
5- 1	0- 0	0- 1	AWAY	1- 0	2- 0	2- 0				
0- 0	0- 0	0- 0	NEUTRAL	0- 0	0- 0	0- 0				

RPI 1-25				RPI 26-50				RPI 51-100				Team's RPI: 65				RPI 101+			
RPI	S	Opponent	Score	RPI	S	Opponent	Score	RPI	S	Opponent	Score	RPI	S	Opponent	Score	RPI	S	Opponent	Score
12	H	BYU	78 65	49	A	St. Mary's (CA)	60 68	66	A	Santa Clara	70 58	104	H	Arizona	59 54				
				49	H	St. Mary's (CA)	68 73	67	H	Washington St.	72 78	107	H	Akron	86 65				
								89	H	Gonzaga	63 54	120	A	San Francisco	67 58				
												122	A	Fresno St.	72 68				
												140	A	Pacific	59 56				
												140	H	Pacific	69 56				
												160	A	Montana St.	62 49				
												206	H	Valparaiso	76 60				
												244	A	Loyola Marymount	75 67				
												244	H	Loyola Marymount	82 58				
												261	A	San Diego St.	60 53				
												268	A	Pepperdine	70 54				
												268	H	Pepperdine	74 55				
												281	H	Portland	71 43				
												283	H	CSUN	86 64				
												313	A	Nevada	84 47				
												340	A	Cal St. Fullerton	53 44				
LAST 12 Division I GAMES:																			
140	A	Pacific	59 56	89	H	Gonzaga	63 54	281	H	Portland	71 43								
49	A	St. Mary's (CA)	60 68	66	A	Santa Clara	70 58	120	A	San Francisco	67 58								
244	A	Loyola Marymount	75 67	49	H	St. Mary's (CA)	68 73	140	H	Pacific	69 56								
268	A	Pepperdine	70 54																
244	H	Loyola Marymount	82 58																
268	H	Pepperdine	74 55																

Non-Div I Games: Hope Int'l 90 52

San Diego

■ Loss,
 ■ Non-Conf,
 ■ S Site,
 ■ Home
 ■ Away
 N Neutral

Average RPI Win:	254	WON-LOST	WINNING	LAST 10	STRENGTH OF	OPP. STRENGTH	TEAM	ADJ.	CONF.	ADJ CONF.
Average RPI Loss:	152	RECORD	PCT. RANK	GAMES	SCHEDULE	OF SCHEDULE	RPI	RPI	RPI	RPI
DIV. I ONLY	6- 15	281	1- 9	153	241	261	261	19	19	
DIV. I NON-CONF.	4- 6	201	0- 0	238	230	255	255	20	20	
TOTALS	RPI 1-25	RPI 26-50	W-L RECORDS	RPI 51-100	RPI 101-150	RPI 150+				
6- 15	0- 0	0- 1	OVERALL	0- 4	1- 3	5- 7				
3- 8	0- 0	0- 0	HOME	0- 3	1- 1	2- 4				
3- 7	0- 0	0- 1	AWAY	0- 1	0- 2	3- 3				
0- 0	0- 0	0- 0	NEUTRAL	0- 0	0- 0	0- 0				
4- 6	0- 0	0- 1	NON-CONFERENCE	0- 2	1- 1	3- 2				
3- 3	0- 0	0- 0	HOME	0- 2	1- 0	2- 1				
1- 3	0- 0	0- 1	AWAY	0- 0	0- 1	1- 1				
0- 0	0- 0	0- 0	NEUTRAL	0- 0	0- 0	0- 0				
2- 9	0- 0	0- 0	CONFERENCE	0- 2	0- 2	2- 5				
0- 5	0- 0	0- 0	HOME	0- 1	0- 1	0- 3				
2- 4	0- 0	0- 0	AWAY	0- 1	0- 1	2- 2				
0- 0	0- 0	0- 0	NEUTRAL	0- 0	0- 0	0- 0				

RPI	S	Opponent	Score	RPI	S	Opponent	Score	RPI	S	Opponent	Score	RPI	S	Opponent	Score	Team's RPI: 261
37	A	Washington	51 80	62	A	Colorado St.	54 70	122	A	Fresno St.	49 54					
				62	H	Colorado St.	57 60	129	H	Boise St.	45 75					
				65	H	San Diego	53 60	141	H	Wisconsin	63 57					
				69	H	UC Riverside	68 85	149	A	Long Beach St.	54 74					
								180	H	UNLV	41 55					
								187	A	New Mexico	51 46					
								196	H	UC Davis	54 65					
								210	A	San Jose St.	73 78					
								221	A	Utah St.	59 72					
								221	H	Utah St.	36 55					
								244	A	Loyola Marymount	65 92					
								252	A	Wyoming	84 77					
								283	A	CSUN	67 65					
								313	H	Nevada	64 70					
								321	H	North Dakota St.	64 54					
								340	H	Cal St. Fullerton	54 43					
LAST 12 Division I GAMES:																
187	A	New Mexico	51 46	129	H	Boise St.	45 75									
62	A	Colorado St.	54 70	62	H	Colorado St.	57 60									
180	H	UNLV	41 55	210	A	San Jose St.	73 78									
313	H	Nevada	64 70	221	H	Utah St.	36 55									
221	A	Utah St.	59 72	252	A	Wyoming	84 77									
122	A	Fresno St.	49 54	340	H	Cal St. Fullerton	54 43									

Non-Div I Games: San Diego Christian60 25


















































San Diego St.

■ Loss,
 ■ Non-Conf,
 ■ S Site,
 ■ Home
 ■ A Away
 N Neutral

San Francisco


Through Games Of Feb. 9, 2016

Average RPI Win:	203	WON-LOST	WINNING	LAST 10	STRENGTH OF	OPP. STRENGTH	TEAM	ADJ.	CONF.	ADJ CONF.
Average RPI Loss:	100	RECORD	PCT. RANK	GAMES	SCHEDULE	OF SCHEDULE	RPI	RPI	RPI	RPI
DIV. I ONLY	12- 9	128	5- 5	154	106	120	120	9	9	
DIV. I NON-CONF.	7- 2	57	0- 0	242	164	94	94	9	9	
TOTALS	RPI 1-25	RPI 26-50	W-L RECORDS	RPI 51-100	RPI 101-150	RPI 150+				
12- 9	0- 1	0- 1	OVERALL	2- 4	2- 1	8- 2				
4- 5	0- 1	0- 1	HOME	2- 2	1- 0	1- 1				
8- 4	0- 0	0- 0	AWAY	0- 2	1- 1	7- 1				
0- 0	0- 0	0- 0	NEUTRAL	0- 0	0- 0	0- 0				
7- 2	0- 0	0- 0	NON-CONFERENCE	1- 0	2- 0	4- 2				
2- 1	0- 0	0- 0	HOME	1- 0	1- 0	0- 1				
5- 1	0- 0	0- 0	AWAY	0- 0	1- 0	4- 1				
0- 0	0- 0	0- 0	NEUTRAL	0- 0	0- 0	0- 0				
5- 7	0- 1	0- 1	CONFERENCE	1- 4	0- 1	4- 0				
2- 4	0- 1	0- 1	HOME	1- 2	0- 0	1- 0				
3- 3	0- 0	0- 0	AWAY	0- 2	0- 1	3- 0				
0- 0	0- 0	0- 0	NEUTRAL	0- 0	0- 0	0- 0				

RPI S Opponent	Score	RPI S Opponent	Score	RPI S Opponent	Score	RPI S Opponent	Score	Team's RPI: 120
12  BYU	57  66	49  St. Mary's (CA)	68  78	65  San Diego	58  67	126  North Dakota	74 57	
				66  Santa Clara	57  68	140  Pacific	57  70	
				66  Santa Clara	57  59	149  Long Beach St.	66 52	
				69  UC Riverside	88 76	192  Cal Poly	61  62	
				89  Gonzaga	47  68	200  North Texas	69 61	
				89  Gonzaga	71 52	205  Sacramento St.	95 94	
						210  San Jose St.	82 78	
						220  Utah Valley	88  94	
						244  Loyola Marymount	75 73	
						268  Pepperdine	81 74	
						281  Portland	82 63	
						281  Portland	90 69	
						313  Nevada	70 62	
LAST 12 Division I GAMES:								
66  Santa Clara	57  59	12  BYU	57  66					
89  Gonzaga	71 52	65  San Diego	58  67					
281  Portland	90 69	281  Portland	82 63					
66  Santa Clara	57  68	89  Gonzaga	47  68					
268  Pepperdine	81 74	140  Pacific	57  70					
244  Loyola Marymount	75 73	49  St. Mary's (CA)	68  78					

Non-Div I Games: Holy Names 77 31 San Fran. St. 73 45

San Francisco

 Loss,  Non-Conf, S Site,  Home  Away N Neutral

Average RPI Win:	266	WON-LOST	WINNING	LAST 10	STRENGTH OF	OPP. STRENGTH	TEAM	ADJ.	CONF.	ADJ CONF.
Average RPI Loss:	113	RECORD	PCT. RANK	GAMES	SCHEDULE	OF SCHEDULE	RPI	RPI	RPI	RPI
DIV. I ONLY	7- 14	257	5- 5	110	214	210	210	19	19	
DIV. I NON-CONF.	1- 9	325	0- 1	83	170	279	279	20	20	
TOTALS	RPI 1-25	RPI 26-50	W-L RECORDS	RPI 51-100	RPI 101-150	RPI 150+				
7- 14	0- 0	0- 1	OVERALL	0- 5	1- 5	6- 3				
3- 7	0- 0	0- 0	HOME	0- 2	0- 4	3- 1				
4- 7	0- 0	0- 1	AWAY	0- 3	1- 1	3- 2				
0- 0	0- 0	0- 0	NEUTRAL	0- 0	0- 0	0- 0				
1- 9	0- 0	0- 1	NON-CONFERENCE	0- 3	0- 3	1- 2				
1- 4	0- 0	0- 0	HOME	0- 1	0- 2	1- 1				
0- 5	0- 0	0- 1	AWAY	0- 2	0- 1	0- 1				
0- 0	0- 0	0- 0	NEUTRAL	0- 0	0- 0	0- 0				
6- 5	0- 0	0- 0	CONFERENCE	0- 2	1- 2	5- 1				
2- 3	0- 0	0- 0	HOME	0- 1	0- 2	2- 0				
4- 2	0- 0	0- 0	AWAY	0- 1	1- 0	3- 1				
0- 0	0- 0	0- 0	NEUTRAL	0- 0	0- 0	0- 0				

RPI S	Opponent	Score	RPI S	Opponent	Score	RPI S	Opponent	Score	RPI S	Opponent	Score	Team's RPI: 210
49	A St. Mary's (CA)	81 91	61	A Oregon	74 104	102	H New Mexico St.	66 75	120	H San Francisco	78 82	
			62	A Colorado St.	54 76	122	A Fresno St.	66 64	122	H Fresno St.	54 59	
			62	H Colorado St.	78 80	129	H Boise St.	75 78	140	A Pacific	69 81	
			67	A Washington St.	80 95	151	H Hawaii	73 76	187	A New Mexico	57 71	
			80	H South Dakota	77 87	221	A Utah St.	86 74	246	A CSU Bakersfield	88 90	
						252	A Wyoming	67 66	261	H San Diego St.	78 73	
						323	H UC Irvine	79 58	343	A Air Force	72 49	
						343	H Air Force	81 60				
LAST 12 Division I GAMES:												
122	A Fresno St.	66 64	252	A Wyoming	67 66							
343	A Air Force	72 49	62	A Colorado St.	54 76							
62	H Colorado St.	78 80	261	H San Diego St.	78 73							
187	A New Mexico	57 71	343	H Air Force	81 60							
129	H Boise St.	75 78	221	A Utah St.	86 74							
122	H Fresno St.	54 59	151	H Hawaii	73 76							

Non-Div I Games: Southern Ore. 92 78

San Jose St.

Santa Clara

Through Games Of Feb. 9, 2016

Average RPI Win:	195	WON-LOST	WINNING	LAST 10	STRENGTH OF	OPP. STRENGTH	TEAM	ADJ.	CONF.	ADJ CONF.
Average RPI Loss:	46	RECORD	PCT. RANK	GAMES	SCHEDULE	OF SCHEDULE	RPI	RPI	RPI	RPI
DIV. I ONLY	16- 5	43	7- 3	177	70	66	66	9	9	
DIV. I NON-CONF.	7- 2	57	0- 0	269	28	81	81	9	9	
TOTALS	RPI 1-25	RPI 26-50	W-L RECORDS	RPI 51-100	RPI 101-150	RPI 150+				
16- 5	1- 1	1- 2	OVERALL	1- 2	4- 0	9- 0				
7- 2	0- 1	0- 0	HOME	1- 1	3- 0	3- 0				
8- 3	1- 0	1- 2	AWAY	0- 1	1- 0	5- 0				
1- 0	0- 0	0- 0	NEUTRAL	0- 0	0- 0	1- 0				
7- 2	1- 0	0- 2	NON-CONFERENCE	0- 0	1- 0	5- 0				
3- 0	0- 0	0- 0	HOME	0- 0	1- 0	2- 0				
3- 2	1- 0	0- 2	AWAY	0- 0	0- 0	2- 0				
1- 0	0- 0	0- 0	NEUTRAL	0- 0	0- 0	1- 0				
9- 3	0- 1	1- 0	CONFERENCE	1- 2	3- 0	4- 0				
4- 2	0- 1	0- 0	HOME	1- 1	2- 0	1- 0				
5- 1	0- 0	1- 0	AWAY	0- 1	1- 0	3- 0				
0- 0	0- 0	0- 0	NEUTRAL	0- 0	0- 0	0- 0				

RPI 1-25					RPI 26-50					RPI 51-100					Team's RPI: 66		RPI 101+				
RPI	S	Opponent	Score		RPI	S	Opponent	Score		RPI	S	Opponent	Score				RPI	S	Opponent	Score	
6	A	Stanford	61	58	26	A	Southern California	46	81	65	H	San Diego	58	70			120	A	San Francisco	59	57
12	H	BYU	63	68	37	A	Washington	55	100	89	A	Gonzaga	44	53			120	H	San Francisco	68	57
					49	A	St. Mary's (CA)	73	67	89	H	Gonzaga	71	64			131	H	Texas Tech	75	70
																	140	H	Pacific	76	52
																	192	A	Cal Poly	69	63
																	244	A	Loyola Marymount	57	56
																	267	A	UC Santa Barbara	48	37
																	267	H	UC Santa Barbara	66	48
																	268	A	Pepperdine	62	60
																	281	A	Portland	67	45
																	281	H	Portland	66	47
																	319	N	Evansville	62	44
																	343	H	Air Force	68	34
LAST 12 Division I GAMES:																					
120	A	San Francisco	59	57	65	H	San Diego	58	70												
281	H	Portland	66	47	12	H	BYU	63	68												
89	H	Gonzaga	71	64	89	A	Gonzaga	44	53												
120	H	San Francisco	68	57	281	A	Portland	67	45												
244	A	Loyola Marymount	57	56	49	A	St. Mary's (CA)	73	67												
268	A	Pepperdine	62	60	140	H	Pacific	76	52												

Non-Div I Games: Hope Int'l 78 54 Simpson (CA) 112 34

Santa Clara

Loss, Non-Conf, S Site, H Home A Away N Neutral

Average RPI Win:	310	WON-LOST	WINNING	LAST 10	STRENGTH OF	OPP. STRENGTH	TEAM	ADJ.	CONF.	ADJ CONF.
Average RPI Loss:	176	RECORD	PCT. RANK	GAMES	SCHEDULE	OF SCHEDULE	RPI	RPI	RPI	RPI
DIV. I ONLY	5- 15	292	4- 6	224	308	294	294	30	30	
DIV. I NON-CONF.	1- 8	320	0- 1	27	137	205	205	30	30	
TOTALS	RPI 1-25	RPI 26-50	W-L RECORDS	RPI 51-100	RPI 101-150	RPI 150+				
5- 15	0- 3	0- 1	OVERALL	0- 1	0- 0	5- 10				
3- 5	0- 0	0- 0	HOME	0- 1	0- 0	3- 4				
2- 10	0- 3	0- 1	AWAY	0- 0	0- 0	2- 6				
0- 0	0- 0	0- 0	NEUTRAL	0- 0	0- 0	0- 0				
1- 8	0- 3	0- 1	NON-CONFERENCE	0- 1	0- 0	1- 3				
0- 2	0- 0	0- 0	HOME	0- 1	0- 0	0- 1				
1- 6	0- 3	0- 1	AWAY	0- 0	0- 0	1- 2				
0- 0	0- 0	0- 0	NEUTRAL	0- 0	0- 0	0- 0				
4- 7	0- 0	0- 0	CONFERENCE	0- 0	0- 0	4- 7				
3- 3	0- 0	0- 0	HOME	0- 0	0- 0	3- 3				
1- 4	0- 0	0- 0	AWAY	0- 0	0- 0	1- 4				
0- 0	0- 0	0- 0	NEUTRAL	0- 0	0- 0	0- 0				

RPI 1-25				RPI 26-50				RPI 51-100				RPI 101+ Team's RPI: 294			
RPI	S	Opponent	Score	RPI	S	Opponent	Score	RPI	S	Opponent	Score	RPI	S	Opponent	Score
16	A	Oklahoma St.	48 76	43	A	Rutgers	26 65	55	H	Auburn	40 62	163	A	Jacksonville	52 65
20	A	Florida	34 99									167	A	Hampton	53 65
22	A	Mississippi St.	25 92									218	H	Morgan St.	60 66
												248	A	Bethune-Cookman	44 50
												253	H	Coppin St.	57 55
												270	H	Ga. Southern	48 64
												274	A	N.C. A&T	31 60
												274	H	N.C. A&T	59 69
												277	A	Jacksonville St.	35 50
												282	A	Alabama St.	60 49
												297	A	Florida A&M	38 59
												303	H	Delaware St.	59 67
												320	H	UMES	60 42
												346	A	Norfolk St.	68 53
												349	H	N.C. Central	57 39
LAST 12 Division I GAMES:															
253	H	Coppin St.	57 55	303	H	Delaware St.	59 67								
218	H	Morgan St.	60 66	320	H	UMES	60 42								
248	A	Bethune-Cookman	44 50	349	H	N.C. Central	57 39								
274	A	N.C. A&T	31 60	274	H	N.C. A&T	59 69								
346	A	Norfolk St.	68 53	163	A	Jacksonville	52 65								
167	A	Hampton	53 65	297	A	Florida A&M	38 59								

Non-Div I Games: Columbia (SC) 101 34 Allen 72 46

Savannah St.

Loss, Non-Conf, S Site, H Home A Away N Neutral

Average RPI Win: 276	WON-LOST	WINNING	LAST 10	STRENGTH OF	OPP. STRENGTH	TEAM	ADJ.	CONF.	ADJ CONF.
Average RPI Loss: 162	RECORD	PCT. RANK	GAMES	SCHEDULE	OF SCHEDULE	RPI	RPI	RPI	RPI
DIV. I ONLY	8- 15	251	4- 6	206	300	249	249	25	25
DIV. I NON-CONF.	5- 9	233	1- 2	105	286	181	181	25	25
TOTALS	RPI 1-25	RPI 26-50	W-L RECORDS	RPI 51-100	RPI 101-150	RPI 150+			
8- 15	0- 0	0- 2	OVERALL	0- 2	0- 4	8- 7			
3- 6	0- 0	0- 0	HOME	0- 1	0- 2	3- 3			
5- 8	0- 0	0- 1	AWAY	0- 1	0- 2	5- 4			
0- 1	0- 0	0- 1	NEUTRAL	0- 0	0- 0	0- 0			
5- 9	0- 0	0- 2	NON-CONFERENCE	0- 2	0- 3	5- 2			
1- 4	0- 0	0- 0	HOME	0- 1	0- 2	1- 1			
4- 4	0- 0	0- 1	AWAY	0- 1	0- 1	4- 1			
0- 1	0- 0	0- 1	NEUTRAL	0- 0	0- 0	0- 0			
3- 6	0- 0	0- 0	CONFERENCE	0- 0	0- 1	3- 5			
2- 2	0- 0	0- 0	HOME	0- 0	0- 0	2- 2			
1- 4	0- 0	0- 0	AWAY	0- 0	0- 1	1- 3			
0- 0	0- 0	0- 0	NEUTRAL	0- 0	0- 0	0- 0			

RPI S	Opponent	Score	RPI S	Opponent	Score	RPI S	Opponent	Score	RPI S	Opponent	Score	Team's RPI: 249
37	A Washington	55 96	61	A Oregon	62 82	102	A New Mexico St.	54 69				
47	N Princeton	48 85	69	H UC Riverside	70 92	129	H Boise St.	66 84				
						137	A Idaho	60 64				
						149	H Long Beach St.	57 69				
						160	H Montana St.	51 80				
						182	A UTRGV	74 71				
						199	A Idaho St.	67 83				
						220	H Utah Valley	44 61				
						225	A Montana	58 44				
						233	H Grand Canyon	54 67				
						244	A Loyola Marymount	78 69				
						246	A CSU Bakersfield	68 76				
						283	A CSUN	62 56				
						305	H Denver	59 51				
						307	A UMKC	43 64				
						307	H UMKC	69 63				
						322	A Portland St.	85 64				
						339	A Chicago St.	49 57				
						339	H Chicago St.	59 45				
LAST 12 Division I GAMES:												
307	A UMKC	43 64	246	A CSU Bakersfield	68 76							
339	A Chicago St.	49 57	339	H Chicago St.	59 45							
233	H Grand Canyon	54 67	307	H UMKC	69 63							
220	H Utah Valley	44 61	283	A CSUN	62 56							
182	A UTRGV	74 71	149	H Long Beach St.	57 69							
102	A New Mexico St.	54 69	61	A Oregon	62 82							

Non-Div I Games: Evergreen St. 81 38

Seattle

■ Loss,
 ■ Non-Conf,
 ■ S Site,
 ■ H Home
 ■ A Away
 N Neutral

Average RPI Win:	129	WON-LOST	WINNING	LAST 10	STRENGTH OF	OPP. STRENGTH	TEAM	ADJ.	CONF.	ADJ CONF.
Average RPI Loss:	43	RECORD	PCT. RANK	GAMES	SCHEDULE	OF SCHEDULE	RPI	RPI	RPI	RPI
DIV. I ONLY	17- 6	52	5- 5	54	35	29	29	6	6	
DIV. I NON-CONF.	10- 1	19	0- 0	46	32	5	5	6	6	
TOTALS	RPI 1-25	RPI 26-50	W-L RECORDS	RPI 51-100	RPI 101-150	RPI 150+				
17- 6	1- 1	3- 3	OVERALL	2- 2	6- 0	5- 0				
8- 2	0- 1	2- 1	HOME	1- 0	1- 0	4- 0				
7- 4	1- 0	0- 2	AWAY	1- 2	4- 0	1- 0				
2- 0	0- 0	1- 0	NEUTRAL	0- 0	1- 0	0- 0				
10- 1	0- 0	3- 1	NON-CONFERENCE	1- 0	3- 0	3- 0				
5- 0	0- 0	2- 0	HOME	0- 0	0- 0	3- 0				
3- 1	0- 0	0- 1	AWAY	1- 0	2- 0	0- 0				
2- 0	0- 0	1- 0	NEUTRAL	0- 0	1- 0	0- 0				
7- 5	1- 1	0- 2	CONFERENCE	1- 2	3- 0	2- 0				
3- 2	0- 1	0- 1	HOME	1- 0	1- 0	1- 0				
4- 3	1- 0	0- 1	AWAY	0- 2	2- 0	1- 0				
0- 0	0- 0	0- 0	NEUTRAL	0- 0	0- 0	0- 0				

RPI 1-25				RPI 26-50				Team's RPI: 29	RPI 51-100				RPI 101+			
RPI	S	Opponent	Score	RPI	S	Opponent	Score		RPI	S	Opponent	Score	RPI	S	Opponent	Score
19	A	DePaul	83 74	28	A	Georgia	52 70		64	A	Villanova	45 55	101	A	Liberty	92 56
19	H	DePaul	74 86	30	A	St. John's (NY)	69 71		84	A	Marquette	82 89	105	A	Georgetown	83 75
				30	H	St. John's (NY)	64 72		84	H	Marquette	99 68	117	A	Creighton	86 82
				40	N	North Carolina St.	58 55		95	A	Saint Joseph's	66 54	131	N	UNI	57 49
				43	H	Rutgers	77 49						135	H	Xavier	82 66
				47	H	Princeton	71 64						144	A	Texas-Arlington	61 54
													153	H	Fordham	66 54
													189	H	Butler	98 77
													212	H	Bryant	93 57
													250	A	Providence	64 54
													334	H	Saint Peter's	81 65
LAST 12 Division I GAMES:																
30	H	St. John's (NY)	64 72	64	A	Villanova	45 55		30	A	St. John's (NY)	69 71				
84	A	Marquette	82 89	19	H	DePaul	74 86		84	H	Marquette	99 68				
19	A	DePaul	83 74	117	A	Creighton	86 82		250	A	Providence	64 54				
189	H	Butler	98 77													
135	H	Xavier	82 66													
105	A	Georgetown	83 75													

Non-Div I Games:

Seton Hall

Average RPI Win: 273	WON-LOST	WINNING	LAST 10	STRENGTH OF	OPP. STRENGTH	TEAM	ADJ.	CONF.	ADJ CONF.
Average RPI Loss: 182	RECORD	PCT. RANK	GAMES	SCHEDULE	OF SCHEDULE	RPI	RPI	RPI	RPI
DIV. I ONLY	12- 12	167	1- 3	293	276	217	217	23	23
DIV. I NON-CONF.	3- 7	248	1- 1	210	319	236	236	24	24
TOTALS	RPI 1-25	RPI 26-50	W-L RECORDS	RPI 51-100	RPI 101-150	RPI 150+			
12- 12	0- 0	0- 1	OVERALL	0- 1	0- 3	12- 7			
5- 3	0- 0	0- 0	HOME	0- 1	0- 1	5- 1			
6- 8	0- 0	0- 1	AWAY	0- 0	0- 2	6- 5			
1- 1	0- 0	0- 0	NEUTRAL	0- 0	0- 0	1- 1			
3- 7	0- 0	0- 1	NON-CONFERENCE	0- 1	0- 1	3- 4			
0- 2	0- 0	0- 0	HOME	0- 1	0- 0	0- 1			
2- 4	0- 0	0- 1	AWAY	0- 0	0- 1	2- 2			
1- 1	0- 0	0- 0	NEUTRAL	0- 0	0- 0	1- 1			
9- 5	0- 0	0- 0	CONFERENCE	0- 0	0- 2	9- 3			
5- 1	0- 0	0- 0	HOME	0- 0	0- 1	5- 0			
4- 4	0- 0	0- 0	AWAY	0- 0	0- 1	4- 3			
0- 0	0- 0	0- 0	NEUTRAL	0- 0	0- 0	0- 0			

RPI 1-25				RPI 26-50				RPI 51-100				RPI 101+				Team's RPI: 217	
RPI	S	Opponent	Score	RPI	S	Opponent	Score	RPI	S	Opponent	Score	RPI	S	Opponent	Score		
				34	A	St. Bonaventure	40 57					115	A	Quinnipiac	52 94		
												115	H	Quinnipiac	59 69		
												138	A	Southern Ill.	54 73		
												185	A	Marist	37 66		
												194	H	Northeastern	67 70		
												209	A	Fairfield	55 67		
												216	A	Canisius	58 52		
												216	H	Canisius	61 57		
												218	N	Morgan St.	69 46		
												224	H	Manhattan	60 59		
												262	A	Navy	58 59		
												265	A	New Hampshire	57 53		
												282	N	Alabama St.	53 57		
												286	A	Monmouth	69 63		
												286	H	Monmouth	64 54		
												288	A	Niagara	59 51		
												291	A	Rider	58 70		
												291	H	Rider	66 45		
												308	A	Colgate	50 52		
												312	A	Fairleigh Dickinson	81 65		
												334	A	Saint Peter's	64 55		
												334	H	Saint Peter's	59 58		
LAST 12 Division I GAMES:																	
				218	N	Morgan St.	69 46					115	A	Quinnipiac	52 94		
				282	N	Alabama St.	53 57					216	H	Canisius	61 57		
				209	A	Fairfield	55 67					291	A	Rider	58 70		
				115	H	Quinnipiac	59 69					286	H	Monmouth	64 54		
				334	A	Saint Peter's	64 55					224	H	Manhattan	60 59		
				185	A	Marist	37 66					291	H	Rider	66 45		

Non-Div I Games:

Siena

■ Loss,
 ■ Non-Conf,
 ■ S Site,
 ■ Home
 ■ A Away
 N Neutral

Average RPI Win:	233	WON-LOST	WINNING	LAST 10	STRENGTH OF	OPP. STRENGTH	TEAM	ADJ.	CONF.	ADJ CONF.
Average RPI Loss:	150	RECORD	PCT. RANK	GAMES	SCHEDULE	OF SCHEDULE	RPI	RPI	RPI	RPI
DIV. I ONLY	7- 12	242	5- 5	158	224	213	213	16	16	
DIV. I NON-CONF.	2- 5	253	0- 0	195	263	240	240	14	14	
TOTALS	RPI 1-25	RPI 26-50	W-L RECORDS	RPI 51-100	RPI 101-150	RPI 150+				
7- 12	0- 1	0- 0	OVERALL	0- 2	1- 2	6- 7				
2- 6	0- 1	0- 0	HOME	0- 1	1- 0	1- 4				
5- 6	0- 0	0- 0	AWAY	0- 1	0- 2	5- 2				
0- 0	0- 0	0- 0	NEUTRAL	0- 0	0- 0	0- 0				
2- 5	0- 1	0- 0	NON-CONFERENCE	0- 0	0- 1	2- 3				
0- 3	0- 1	0- 0	HOME	0- 0	0- 0	0- 2				
2- 2	0- 0	0- 0	AWAY	0- 0	0- 1	2- 1				
0- 0	0- 0	0- 0	NEUTRAL	0- 0	0- 0	0- 0				
5- 7	0- 0	0- 0	CONFERENCE	0- 2	1- 1	4- 4				
2- 3	0- 0	0- 0	HOME	0- 1	1- 0	1- 2				
3- 4	0- 0	0- 0	AWAY	0- 1	0- 1	3- 2				
0- 0	0- 0	0- 0	NEUTRAL	0- 0	0- 0	0- 0				

RPI 1-25				RPI 26-50				RPI 51-100				RPI 101+ Team's RPI: 213			
RPI	S	Opponent	Score	RPI	S	Opponent	Score	RPI	S	Opponent	Score	RPI	S	Opponent	Score
20	H	Florida	60 72					52	A	Arkansas St.	51 58	125	A	La.-Lafayette	50 69
								52	H	Arkansas St.	53 66	136	A	Southern Miss.	51 71
												144	H	Texas-Arlington	59 55
												169	H	UAB	39 53
												171	A	Little Rock	43 74
												171	H	Little Rock	34 47
												177	A	Southern U.	45 50
												191	A	Troy	75 71
												201	H	Texas St.	71 73
												233	A	Grand Canyon	59 56
												237	H	Appalachian St.	71 55
												259	H	UCF	36 77
												263	A	Georgia St.	60 52
												270	A	Ga. Southern	43 57
												280	A	La.-Monroe	63 57
												282	A	Alabama St.	47 43
LAST 12 Division I GAMES:															
171	A	Little Rock	43 74	144	H	Texas-Arlington	59 55								
52	A	Arkansas St.	51 58	201	H	Texas St.	71 73								
237	H	Appalachian St.	71 55	263	A	Georgia St.	60 52								
191	A	Troy	75 71	270	A	Ga. Southern	43 57								
280	A	La.-Monroe	63 57	52	H	Arkansas St.	53 66								
125	A	La.-Lafayette	50 69	171	H	Little Rock	34 47								

Non-Div I Games: Spring Hill 64 49 William Carey 66 30

South Ala.

■ Loss,
 ■ Non-Conf, S Site,
 ■ Home
 ■ Away
 N Neutral

Average RPI Win:	101	WON-LOST	WINNING	LAST 10	STRENGTH OF	OPP. STRENGTH	TEAM	ADJ.	CONF.	ADJ CONF.
Average RPI Loss:	2	RECORD	PCT. RANK	GAMES	SCHEDULE	OF SCHEDULE	RPI	RPI	RPI	RPI
DIV. I ONLY	22- 1	4	9- 1	14	7	3	3	2	2	
DIV. I NON-CONF.	12- 1	9	1- 1	72	10	10	10	2	2	
TOTALS	RPI 1-25	RPI 26-50	W-L RECORDS	RPI 51-100	RPI 101-150	RPI 150+				
22- 1	8- 1	2- 0	OVERALL	3- 0	2- 0	7- 0				
11- 1	3- 1	2- 0	HOME	1- 0	2- 0	3- 0				
8- 0	4- 0	0- 0	AWAY	2- 0	0- 0	2- 0				
3- 0	1- 0	0- 0	NEUTRAL	0- 0	0- 0	2- 0				
12- 1	3- 1	1- 0	NON-CONFERENCE	1- 0	0- 0	7- 0				
6- 1	1- 1	1- 0	HOME	1- 0	0- 0	3- 0				
3- 0	1- 0	0- 0	AWAY	0- 0	0- 0	2- 0				
3- 0	1- 0	0- 0	NEUTRAL	0- 0	0- 0	2- 0				
10- 0	5- 0	1- 0	CONFERENCE	2- 0	2- 0	0- 0				
5- 0	2- 0	1- 0	HOME	0- 0	2- 0	0- 0				
5- 0	3- 0	0- 0	AWAY	2- 0	0- 0	0- 0				
0- 0	0- 0	0- 0	NEUTRAL	0- 0	0- 0	0- 0				

RPI 1-25				Team's RPI: 3		RPI 26-50				RPI 51-100				RPI 101+					
RPI	S	Opponent	Score		RPI	S	Opponent	Score		RPI	S	Opponent	Score		RPI	S	Opponent	Score	
2	H	UConn	54	66	33	H	Missouri	83	58	55	A	Auburn	74	58	130	H	Arkansas	85	32
5	H	Ohio St.	88	80	41	H	Duke	66	55	58	A	Vanderbilt	71	61	139	H	Ole Miss	81	62
8	N	Arizona St.	60	58						71	H	Elon	78	63	151	A	Hawaii	67	51
10	A	UCLA	68	65											167	H	Hampton	86	48
18	A	Texas A&M	70	63											170	N	East Carolina	88	57
18	H	Texas A&M	59	58											235	A	Clemson	67	41
22	A	Mississippi St.	57	51											246	N	CSU Bakersfield	90	71
23	A	Kentucky	73	62											289	H	UNCG	92	44
23	H	Kentucky	78	68											311	H	Winthrop	86	37
LAST 12 Division I GAMES:																			
2	H	UConn	54	66	18	H	Texas A&M	59	58										
23	H	Kentucky	78	68	23	A	Kentucky	73	62										
18	A	Texas A&M	70	63	33	H	Missouri	83	58										
139	H	Ole Miss	81	62	58	A	Vanderbilt	71	61										
22	A	Mississippi St.	57	51	130	H	Arkansas	85	32										
55	A	Auburn	74	58	71	H	Elon	78	63										

Non-Div I Games:

South Carolina

■ Loss,
■ Non-Conf, S Site,
■ Home
■ Away
N Neutral

South Carolina State Average RPI Win: 307 Average RPI Loss: 216				WON-LOST RECORD	WINNING PCT. RANK	LAST 10 GAMES	STRENGTH OF SCHEDULE	OPP. STRENGTH OF SCHEDULE	TEAM RPI	ADJ. RPI	CONF. RPI	ADJ CONF. RPI
DIV. I ONLY				7- 12	242	4- 5	342	330	313	313	30	30
DIV. I NON-CONF.				2- 6	272	0- 2	302	237	298	298	30	30
TOTALS		RPI 1-25		RPI 26-50		W-L RECORDS		RPI 51-100		RPI 101-150		RPI 150+
7- 12	0- 0			0- 0		OVERALL		0- 0		0- 1		7- 11
4- 3	0- 0			0- 0		HOME		0- 0		0- 0		4- 3
3- 8	0- 0			0- 0		AWAY		0- 0		0- 0		3- 8
0- 1	0- 0			0- 0		NEUTRAL		0- 0		0- 1		0- 0
2- 6	0- 0			0- 0		NON-CONFERENCE		0- 0		0- 1		2- 5
1- 0	0- 0			0- 0		HOME		0- 0		0- 0		1- 0
1- 5	0- 0			0- 0		AWAY		0- 0		0- 0		1- 5
0- 1	0- 0			0- 0		NEUTRAL		0- 0		0- 1		0- 0
5- 6	0- 0			0- 0		CONFERENCE		0- 0		0- 0		5- 6
3- 3	0- 0			0- 0		HOME		0- 0		0- 0		3- 3
2- 3	0- 0			0- 0		AWAY		0- 0		0- 0		2- 3
0- 0	0- 0			0- 0		NEUTRAL		0- 0		0- 0		0- 0

RPI 1-25				RPI 26-50				RPI 51-100				RPI 101+				Team's RPI: 313	
RPI	S	Opponent	Score	RPI	S	Opponent	Score	RPI	S	Opponent	Score	RPI	S	Opponent	Score		
												114	N	Central Ark.	38	51	
												163	A	Jacksonville	47	79	
												165	A	Davidson	51	63	
												167	A	Hampton	50	63	
												169	A	UAB	38	71	
												218	H	Morgan St.	56	62	
												219	A	Furman	46	59	
												235	A	Clemson	54	63	
												248	A	Bethune-Cookman	50	65	
												253	H	Coppin St.	67	63	
												274	H	N.C. A&T	54	57	
												297	A	Florida A&M	68	62	
												299	A	North Florida	53	48	
												301	H	Wofford	60	47	
												303	A	Delaware St.	61	79	
												303	H	Delaware St.	61	48	
												320	H	UMES	56	63	
												346	A	Norfolk St.	60	52	
												349	H	N.C. Central	58	51	
LAST 12 Division I GAMES:																	
				218	H	Morgan St.	56	62	303	H	Delaware St.	61	48				
				253	H	Coppin St.	67	63	274	H	N.C. A&T	54	57				
				303	A	Delaware St.	61	79	349	H	N.C. Central	58	51				
				167	A	Hampton	50	63	163	A	Jacksonville	47	79				
				346	A	Norfolk St.	60	52	114	N	Central Ark.	38	51				
				320	H	UMES	56	63	299	A	North Florida	53	48				

Non-Div I Games:	Morris	90	39	Southern Wesleyan	75	52
------------------	--------	----	----	-------------------	----	----

South Carolina St.

Loss, Non-Conf, S Site, H Home A Away N Neutral

Average RPI Win:	217	WON-LOST	WINNING	LAST 10	STRENGTH OF	OPP. STRENGTH	TEAM	ADJ.	CONF.	ADJ CONF.
Average RPI Loss:	88	RECORD	PCT. RANK	GAMES	SCHEDULE	OF SCHEDULE	RPI	RPI	RPI	RPI
DIV. I ONLY	18- 5	37	9- 1	263	103	80	80	18	18	
DIV. I NON-CONF.	8- 4	100	1- 0	191	9	85	85	19	19	
TOTALS	RPI 1-25	RPI 26-50	W-L RECORDS	RPI 51-100	RPI 101-150	RPI 150+				
18- 5	0- 0	0- 2	OVERALL	3- 1	2- 1	13- 1				
8- 1	0- 0	0- 1	HOME	2- 0	1- 0	5- 0				
9- 4	0- 0	0- 1	AWAY	1- 1	1- 1	7- 1				
1- 0	0- 0	0- 0	NEUTRAL	0- 0	0- 0	1- 0				
8- 4	0- 0	0- 2	NON-CONFERENCE	2- 1	1- 1	5- 0				
3- 1	0- 0	0- 1	HOME	2- 0	0- 0	1- 0				
4- 3	0- 0	0- 1	AWAY	0- 1	1- 1	3- 0				
1- 0	0- 0	0- 0	NEUTRAL	0- 0	0- 0	1- 0				
10- 1	0- 0	0- 0	CONFERENCE	1- 0	1- 0	8- 1				
5- 0	0- 0	0- 0	HOME	0- 0	1- 0	4- 0				
5- 1	0- 0	0- 0	AWAY	1- 0	0- 0	4- 1				
0- 0	0- 0	0- 0	NEUTRAL	0- 0	0- 0	0- 0				

RPI 1-25			RPI 26-50			RPI 51-100			Team's RPI: 80			RPI 101+			
RPI	S	Opponent	Score	RPI	S	Opponent	Score	RPI	S	Opponent	Score	RPI	S	Opponent	Score
				37	H	Washington	64 77	59	A	South Dakota St.	63 58	113	H	IUPUI	65 59
				44	A	Kansas St.	81 84	70	A	Utah	59 66	126	A	North Dakota	73 70
								84	H	Marquette	97 69	131	A	UNI	43 64
								97	H	Drake	92 87	154	A	Illinois	85 76
												159	A	Oral Roberts	56 60
												161	A	Fla. Atlantic	76 53
												210	A	San Jose St.	87 77
												227	A	Western Ill.	102 77
												237	N	Appalachian St.	87 60
												264	A	Omaha	70 55
												264	H	Omaha	82 76
												305	A	Denver	79 33
												305	H	Denver	85 60
												321	A	North Dakota St.	96 94
												321	H	North Dakota St.	80 54
												322	H	Portland St.	103 61
												332	H	IPFW	92 60
LAST 12 Division I GAMES:															
				264	A	Omaha	70 55	59	A	South Dakota St.	63 58				
				305	A	Denver	79 33	321	A	North Dakota St.	96 94				
				321	H	North Dakota St.	80 54	264	H	Omaha	82 76				
				227	A	Western Ill.	102 77	159	A	Oral Roberts	56 60				
				113	H	IUPUI	65 59	305	H	Denver	85 60				
				332	H	IPFW	92 60	154	A	Illinois	85 76				

Non-Div I Games: Dakota Wesleyan 94 54

South Dakota

Average RPI Win:	206	WON-LOST	WINNING	LAST 10	STRENGTH OF	OPP. STRENGTH	TEAM	ADJ.	CONF.	ADJ CONF.
Average RPI Loss:	28	RECORD	PCT. RANK	GAMES	SCHEDULE	OF SCHEDULE	RPI	RPI	RPI	RPI
DIV. I ONLY	19- 4	24	9- 1	150	117	59	59	18	18	
DIV. I NON-CONF.	10- 3	61	1- 1	59	14	35	35	19	19	
TOTALS	RPI 1-25	RPI 26-50	W-L RECORDS	RPI 51-100	RPI 101-150	RPI 150+				
19- 4	1- 3	0- 0	OVERALL	0- 1	5- 0	13- 0				
10- 2	1- 1	0- 0	HOME	0- 1	3- 0	6- 0				
7- 1	0- 1	0- 0	AWAY	0- 0	1- 0	6- 0				
2- 1	0- 1	0- 0	NEUTRAL	0- 0	1- 0	1- 0				
10- 3	1- 3	0- 0	NON-CONFERENCE	0- 0	4- 0	5- 0				
6- 1	1- 1	0- 0	HOME	0- 0	2- 0	3- 0				
2- 1	0- 1	0- 0	AWAY	0- 0	1- 0	1- 0				
2- 1	0- 1	0- 0	NEUTRAL	0- 0	1- 0	1- 0				
9- 1	0- 0	0- 0	CONFERENCE	0- 1	1- 0	8- 0				
4- 1	0- 0	0- 0	HOME	0- 1	1- 0	3- 0				
5- 0	0- 0	0- 0	AWAY	0- 0	0- 0	5- 0				
0- 0	0- 0	0- 0	NEUTRAL	0- 0	0- 0	0- 0				

RPI 1-25				RPI 26-50				RPI 51-100				Team's RPI: 59		RPI 101+			
RPI	S	Opponent	Score	RPI	S	Opponent	Score	RPI	S	Opponent	Score		RPI	S	Opponent	Score	
1	H	Notre Dame	64 75					80	H	South Dakota	58 63		113	H	IUPUI	68 66	
11	N	Maryland	55 62										117	A	Creighton	53 51	
19	H	DePaul	88 79										130	H	Arkansas	76 69	
21	A	Green Bay	57 58										131	H	UNI	89 86	
													146	N	Pittsburgh	55 54	
													158	N	Old Dominion	71 39	
													159	A	Oral Roberts	68 50	
													168	H	Northern Colo.	66 62	
													185	H	Marist	77 68	
													227	H	Western Ill.	85 63	
													231	A	Bowling Green	58 45	
													264	A	Omaha	65 47	
													264	H	Omaha	68 58	
													305	A	Denver	76 39	
													321	A	North Dakota St.	81 63	
													321	H	North Dakota St.	81 47	
													322	H	Portland St.	74 65	
													332	A	IPFW	61 42	
LAST 12 Division I GAMES:																	
321	H	North Dakota St.	81 47	332	A	IPFW	61 42										
264	A	Omaha	65 47	264	H	Omaha	68 58										
159	A	Oral Roberts	68 50	321	A	North Dakota St.	81 63										
227	H	Western Ill.	85 63	305	A	Denver	76 39										
113	H	IUPUI	68 66	231	A	Bowling Green	58 45										
80	H	South Dakota	58 63	21	A	Green Bay	57 58										

Non-Div I Games:

South Dakota St.

■ Loss,
 ■ Non-Conf,
 ■ S Site,
 ■ Home
 ■ Away
 N Neutral

Average RPI Win:	152	WON-LOST	WINNING	LAST 10	STRENGTH OF	OPP. STRENGTH	TEAM	ADJ.	CONF.	ADJ CONF.
Average RPI Loss:	40	RECORD	PCT. RANK	GAMES	SCHEDULE	OF SCHEDULE	RPI	RPI	RPI	RPI
DIV. I ONLY	17- 6	52	2- 2	64	41	39	39	8	8	
DIV. I NON-CONF.	7- 3	91	0- 1	12	12	22	22	7	7	
TOTALS	RPI 1-25	RPI 26-50	W-L RECORDS	RPI 51-100	RPI 101-150	RPI 150+				
17- 6	1- 3	0- 1	OVERALL	4- 1	1- 1	11- 0				
13- 1	1- 1	0- 0	HOME	3- 0	1- 0	8- 0				
4- 4	0- 1	0- 0	AWAY	1- 1	0- 0	3- 0				
0- 1	0- 1	0- 0	NEUTRAL	0- 0	0- 0	0- 0				
7- 3	1- 2	0- 1	NON-CONFERENCE	2- 0	1- 0	3- 0				
7- 0	1- 0	0- 0	HOME	2- 0	1- 0	3- 0				
0- 2	0- 1	0- 1	AWAY	0- 0	0- 0	0- 0				
0- 1	0- 1	0- 0	NEUTRAL	0- 0	0- 0	0- 0				
10- 3	0- 1	0- 0	CONFERENCE	2- 1	0- 1	8- 0				
6- 1	0- 1	0- 0	HOME	1- 0	0- 0	5- 0				
4- 2	0- 0	0- 0	AWAY	1- 1	0- 1	3- 0				
0- 0	0- 0	0- 0	NEUTRAL	0- 0	0- 0	0- 0				

RPI 1-25				RPI 26-50				Team's RPI: 39				RPI 51-100				RPI 101+			
RPI	S	Opponent	Score	RPI	S	Opponent	Score	RPI	S	Opponent	Score	RPI	S	Opponent	Score	RPI	S	Opponent	Score
2	H	UConn	59 75	30	A	St. John's (NY)	70 74	57	H	Chattanooga	61 33	119	A	Memphis	87 88				
4	A	Baylor	63 66					60	A	Temple	66 68	143	H	Harvard	86 59				
16	H	Oklahoma St.	68 46					81	A	Tulane	71 67	156	H	Penn St.	101 79				
22	N	Mississippi St.	58 68					81	H	Tulane	77 65	157	A	SMU	66 48				
								83	H	Drexel	73 58	157	H	SMU	83 56				
												163	H	Jacksonville	74 52				
												170	A	East Carolina	61 59				
												170	H	East Carolina	75 54				
												189	H	Butler	87 77				
												207	H	Cincinnati	82 49				
												242	H	Houston	73 49				
												259	A	UCF	88 49				
												259	H	UCF	108 63				
LAST 12 Division I GAMES:																			
4	A	Baylor	63 66	259	A	UCF	88 49												
81	H	Tulane	77 65	119	A	Memphis	87 88												
60	A	Temple	66 68	170	H	East Carolina	75 54												
207	H	Cincinnati	82 49	81	A	Tulane	71 67												
157	A	SMU	66 48	2	H	UConn	59 75												
242	H	Houston	73 49	157	H	SMU	83 56												

Non-Div I Games:

South Fla.

■ Loss,
 ■ Non-Conf,
 ■ S Site,
 ■ Home
 ■ A Away
 N Neutral

Average RPI Win: 273		WON-LOST	WINNING	LAST 10	STRENGTH OF	OPP. STRENGTH	TEAM	ADJ.	CONF.	ADJ CONF.
Average RPI Loss: 142		RECORD	PCT. RANK	GAMES	SCHEDULE	OF SCHEDULE	RPI	RPI	RPI	RPI
DIV. I ONLY		12- 10	150	2- 3	271	297	198	198	24	24
DIV. I NON-CONF.		5- 6	180	0- 1	209	322	194	194	23	23
TOTALS		RPI 1-25	RPI 26-50	W-L RECORDS	RPI 51-100	RPI 101-150	RPI 150+			
12- 10	0- 0		0- 1	OVERALL	0- 3	1- 2	11- 4			
6- 3	0- 0		0- 0	HOME	0- 1	1- 2	5- 0			
6- 5	0- 0		0- 1	AWAY	0- 1	0- 0	6- 3			
0- 2	0- 0		0- 0	NEUTRAL	0- 1	0- 0	0- 1			
5- 6	0- 0		0- 1	NON-CONFERENCE	0- 2	0- 2	5- 1			
1- 2	0- 0		0- 0	HOME	0- 0	0- 2	1- 0			
4- 2	0- 0		0- 1	AWAY	0- 1	0- 0	4- 0			
0- 2	0- 0		0- 0	NEUTRAL	0- 1	0- 0	0- 1			
7- 4	0- 0		0- 0	CONFERENCE	0- 1	1- 0	6- 3			
5- 1	0- 0		0- 0	HOME	0- 1	1- 0	4- 0			
2- 3	0- 0		0- 0	AWAY	0- 0	0- 0	2- 3			
0- 0	0- 0		0- 0	NEUTRAL	0- 0	0- 0	0- 0			

RPI 1-25				RPI 26-50				RPI 51-100				RPI 101+				Team's RPI: 198	
RPI	S	Opponent	Score	RPI	S	Opponent	Score	RPI	S	Opponent	Score	RPI	S	Opponent	Score		
				33	A	Missouri	32 74	69	N	UC Riverside	67 85	110	H	Belmont	81 74		
								79	A	Saint Louis	52 67	114	H	Central Ark.	54 63		
								91	H	UT Martin	74 84	138	H	Southern Ill.	72 87		
												152	A	SIUE	73 80		
												199	N	Idaho St.	64 65		
												208	A	Eastern Ky.	55 56		
												227	A	Western Ill.	89 84		
												241	H	Tennessee St.	75 65		
												266	H	Austin Peay	71 69		
												277	H	Jacksonville St.	61 47		
												284	A	Tennessee Tech	60 57		
												292	A	Wichita St.	66 62		
												293	H	Murray St.	96 59		
												298	A	Morehead St.	89 79		
												307	H	UMKC	78 65		
												333	A	Lipscomb	84 69		
												338	A	Eastern Ill.	59 64		
												345	A	Alabama A&M	69 58		
LAST 12 Division I GAMES:																	
				69	N	UC Riverside	67 85	284	A	Tennessee Tech	60 57						
				338	A	Eastern Ill.	59 64	277	H	Jacksonville St.	61 47						
				293	H	Murray St.	96 59	208	A	Eastern Ky.	55 56						
				266	H	Austin Peay	71 69	298	A	Morehead St.	89 79						
				91	H	UT Martin	74 84	241	H	Tennessee St.	75 65						
				152	A	SIUE	73 80	110	H	Belmont	81 74						

Non-Div I Games:	Harris-Stowe	78	66	William Woods	94	58
------------------	--------------	----	----	---------------	----	----

Southeast Mo. St.

Loss, Non-Conf, S Site, H Home A Away N Neutral

Average RPI Win:	267	WON-LOST	WINNING	LAST 10	STRENGTH OF	OPP. STRENGTH	TEAM	ADJ.	CONF.	ADJ CONF.
Average RPI Loss:	173	RECORD	PCT. RANK	GAMES	SCHEDULE	OF SCHEDULE	RPI	RPI	RPI	RPI
DIV. I ONLY	3- 18	332	2- 8	161	259	304	304	27	27	
DIV. I NON-CONF.	1- 10	330	0- 2	119	217	276	276	26	26	
TOTALS	RPI 1-25	RPI 26-50	W-L RECORDS	RPI 51-100	RPI 101-150	RPI 150+				
3- 18	0- 1	0- 0	OVERALL	0- 4	0- 4	3- 9				
2- 6	0- 0	0- 0	HOME	0- 2	0- 0	2- 4				
1- 12	0- 1	0- 0	AWAY	0- 2	0- 4	1- 5				
0- 0	0- 0	0- 0	NEUTRAL	0- 0	0- 0	0- 0				
1- 10	0- 1	0- 0	NON-CONFERENCE	0- 3	0- 3	1- 3				
0- 4	0- 0	0- 0	HOME	0- 1	0- 0	0- 3				
1- 6	0- 1	0- 0	AWAY	0- 2	0- 3	1- 0				
0- 0	0- 0	0- 0	NEUTRAL	0- 0	0- 0	0- 0				
2- 8	0- 0	0- 0	CONFERENCE	0- 1	0- 1	2- 6				
2- 2	0- 0	0- 0	HOME	0- 1	0- 0	2- 1				
0- 6	0- 0	0- 0	AWAY	0- 0	0- 1	0- 5				
0- 0	0- 0	0- 0	NEUTRAL	0- 0	0- 0	0- 0				

RPI 1-25				RPI 26-50				RPI 51-100				RPI 101+				Team's RPI: 304	
RPI	S	Opponent	Score	RPI	S	Opponent	Score	RPI	S	Opponent	Score	RPI	S	Opponent	Score		
22	A	Mississippi St.	41 81					55	H	Auburn	68 80	114	A	Central Ark.	58 80		
								63	H	Abilene Christian	72 88	130	A	Arkansas	53 97		
								76	A	Georgia Tech	49 102	131	A	Texas Tech	51 113		
								99	A	Wright St.	72 106	135	A	Xavier	27 67		
												172	A	McNeese St.	79 96		
												173	A	Northwestern St.	62 82		
												191	H	Troy	90 100		
												232	H	Stephen F. Austin	65 56		
												240	A	Houston Baptist	56 64		
												257	A	Sam Houston St.	56 80		
												273	H	Lamar	73 66		
												280	H	La.-Monroe	84 88		
												297	A	Florida A&M	62 57		
												324	H	Incarinate Word	66 70		
												328	A	A&M-Corpus Christi	67 69		
												329	H	Jackson St.	72 79		
LAST 12 Division I GAMES:																	
63	H	Abilene Christian	72 88	273	H	Lamar	73 66										
114	A	Central Ark.	58 80	240	A	Houston Baptist	56 64										
173	A	Northwestern St.	62 82	257	A	Sam Houston St.	56 80										
172	A	McNeese St.	79 96	232	H	Stephen F. Austin	65 56										
328	A	A&M-Corpus Christi	67 69	22	A	Mississippi St.	41 81										
324	H	Incarinate Word	66 70	191	H	Troy	90 100										

Non-Div I Games:

Southeastern La.

■ Loss,
 ■ Non-Conf, S Site,
 ■ Home
 ■ Away
 N Neutral

Average RPI Win:	137	WON-LOST	WINNING	LAST 10	STRENGTH OF	OPP. STRENGTH	TEAM	ADJ.	CONF.	ADJ CONF.
Average RPI Loss:	45	RECORD	PCT. RANK	GAMES	SCHEDULE	OF SCHEDULE	RPI	RPI	RPI	RPI
DIV. I ONLY	16- 7	70	5- 5	16	54	26	26	1	1	
DIV. I NON-CONF.	11- 0	1	0- 0	44	312	6	6	1	1	
TOTALS	RPI 1-25	RPI 26-50	W-L RECORDS	RPI 51-100	RPI 101-150	RPI 150+				
16- 7	1- 4	1- 1	OVERALL	6- 1	3- 0	5- 1				
10- 2	1- 2	0- 0	HOME	4- 0	1- 0	4- 0				
3- 5	0- 2	0- 1	AWAY	2- 1	1- 0	0- 1				
3- 0	0- 0	1- 0	NEUTRAL	0- 0	1- 0	1- 0				
11- 0	0- 0	1- 0	NON-CONFERENCE	3- 0	2- 0	5- 0				
7- 0	0- 0	0- 0	HOME	2- 0	1- 0	4- 0				
1- 0	0- 0	0- 0	AWAY	1- 0	0- 0	0- 0				
3- 0	0- 0	1- 0	NEUTRAL	0- 0	1- 0	1- 0				
5- 7	1- 4	0- 1	CONFERENCE	3- 1	1- 0	0- 1				
3- 2	1- 2	0- 0	HOME	2- 0	0- 0	0- 0				
2- 5	0- 2	0- 1	AWAY	1- 1	1- 0	0- 1				
0- 0	0- 0	0- 0	NEUTRAL	0- 0	0- 0	0- 0				

RPI 1-25				RPI 26-50				Team's RPI: 26				RPI 51-100				RPI 101+			
RPI	S	Opponent	Score	RPI	S	Opponent	Score	RPI	S	Opponent	Score	RPI	S	Opponent	Score	RPI	S	Opponent	Score
6	H	Stanford	47 57	36	N	West Virginia	78 67	51	H	Albany (NY)	68 67	104	A	Arizona	67 57				
7	H	Oregon St.	49 57	37	A	Washington	60 69	61	H	Oregon	74 67	116	N	Iona	76 56				
8	A	Arizona St.	68 69					66	H	Santa Clara	81 46	149	H	Long Beach St.	69 43				
10	A	UCLA	73 78					67	A	Washington St.	61 73	179	A	Colorado	63 66				
10	H	UCLA	71 68					70	A	Utah	70 59	180	H	UNLV	73 42				
								74	H	California	61 47	233	N	Grand Canyon	75 44				
								89	A	Gonzaga	60 56	297	H	Florida A&M	88 45				
												323	H	UC Irvine	75 56				
												330	H	Southern Utah	71 32				
LAST 12 Division I GAMES:																			
8	A	Arizona St.	68 69	37	A	Washington	60 69												
104	A	Arizona	67 57	67	A	Washington St.	61 73												
179	A	Colorado	63 66	10	H	UCLA	71 68												
70	A	Utah	70 59	61	H	Oregon	74 67												
74	H	California	61 47	7	H	Oregon St.	49 57												
6	H	Stanford	47 57	10	A	UCLA	73 78												

Non-Div I Games: Hope Int'l 92 43

Southern California

Loss, Non-Conf, S Site, H Home A Away N Neutral

Average RPI Win: 233	WON-LOST	WINNING	LAST 10	STRENGTH OF	OPP. STRENGTH	TEAM	ADJ.	CONF.	ADJ CONF.
Average RPI Loss: 134	RECORD	PCT. RANK	GAMES	SCHEDULE	OF SCHEDULE	RPI	RPI	RPI	RPI
DIV. I ONLY	14- 9	110	2- 1	199	222	138	138	21	21
DIV. I NON-CONF.	7- 5	135	1- 0	118	232	117	117	17	17
TOTALS	RPI 1-25	RPI 26-50	W-L RECORDS	RPI 51-100	RPI 101-150	RPI 150+			
14- 9	0- 1	0- 0	OVERALL	1- 2	2- 2	11- 4			
8- 3	0- 0	0- 0	HOME	0- 1	0- 1	8- 1			
6- 6	0- 1	0- 0	AWAY	1- 1	2- 1	3- 3			
0- 0	0- 0	0- 0	NEUTRAL	0- 0	0- 0	0- 0			
7- 5	0- 1	0- 0	NON-CONFERENCE	0- 1	1- 2	6- 1			
4- 2	0- 0	0- 0	HOME	0- 1	0- 1	4- 0			
3- 3	0- 1	0- 0	AWAY	0- 0	1- 1	2- 1			
0- 0	0- 0	0- 0	NEUTRAL	0- 0	0- 0	0- 0			
7- 4	0- 0	0- 0	CONFERENCE	1- 1	1- 0	5- 3			
4- 1	0- 0	0- 0	HOME	0- 0	0- 0	4- 1			
3- 3	0- 0	0- 0	AWAY	1- 1	1- 0	1- 2			
0- 0	0- 0	0- 0	NEUTRAL	0- 0	0- 0	0- 0			

RPI	S	Opponent	Score	RPI	S	Opponent	Score	RPI	S	Opponent	Score	RPI	S	Opponent	Score	Team's RPI: 138
19	A	DePaul	61 105					87	A	Missouri St.	77 82	119	A	Memphis	58 61	
								91	H	UT Martin	63 70	127	A	Mercer	55 52	
								97	A	Drake	77 67	131	A	UNI	65 60	
												134	H	Marshall	55 61	
												152	H	SIUE	71 57	
												154	A	Illinois	64 78	
												155	A	Loyola Chicago	59 83	
												155	H	Loyola Chicago	68 69	
												198	A	Southeast Mo. St.	87 72	
												217	H	Siena	73 54	
												241	H	Tennessee St.	79 70	
												247	H	Indiana St.	76 64	
												292	A	Wichita St.	48 57	
												293	A	Murray St.	70 57	
												298	H	Morehead St.	102 69	
												315	A	Bradley	65 51	
												315	H	Bradley	75 49	
												316	H	Illinois St.	76 71	
												319	H	Evansville	74 56	
LAST 12 Division I GAMES:																
241	H	Tennessee St.	79 70	292	A	Wichita St.	48 57									
315	A	Bradley	65 51	319	H	Evansville	74 56									
155	A	Loyola Chicago	59 83	155	H	Loyola Chicago	68 69									
316	H	Illinois St.	76 71	315	H	Bradley	75 49									
247	H	Indiana St.	76 64	131	A	UNI	65 60									
87	A	Missouri St.	77 82	97	A	Drake	77 67									

Non-Div I Games:

Southern Ill.

Average RPI Win:	224	WON-LOST	WINNING	LAST 10	STRENGTH OF	OPP. STRENGTH	TEAM	ADJ.	CONF.	ADJ CONF.
Average RPI Loss:	95	RECORD	PCT. RANK	GAMES	SCHEDULE	OF SCHEDULE	RPI	RPI	RPI	RPI
DIV. I ONLY	11- 9	146	1- 1	165	100	136	136	12	12	
DIV. I NON-CONF.	6- 4	125	1- 1	112	130	104	104	10	10	
TOTALS	RPI 1-25	RPI 26-50	W-L RECORDS	RPI 51-100	RPI 101-150	RPI 150+				
11- 9	0- 3	0- 0	OVERALL	0- 2	2- 1	9- 3				
10- 0	0- 0	0- 0	HOME	0- 0	2- 0	8- 0				
1- 8	0- 3	0- 0	AWAY	0- 2	0- 0	1- 3				
0- 1	0- 0	0- 0	NEUTRAL	0- 0	0- 1	0- 0				
6- 4	0- 2	0- 0	NON-CONFERENCE	0- 1	2- 1	4- 0				
5- 0	0- 0	0- 0	HOME	0- 0	2- 0	3- 0				
1- 3	0- 2	0- 0	AWAY	0- 1	0- 0	1- 0				
0- 1	0- 0	0- 0	NEUTRAL	0- 0	0- 1	0- 0				
5- 5	0- 1	0- 0	CONFERENCE	0- 1	0- 0	5- 3				
5- 0	0- 0	0- 0	HOME	0- 0	0- 0	5- 0				
0- 5	0- 1	0- 0	AWAY	0- 1	0- 0	0- 3				
0- 0	0- 0	0- 0	NEUTRAL	0- 0	0- 0	0- 0				

RPI 1-25				RPI 26-50				RPI 51-100				RPI 101+ Team's RPI: 136			
RPI	S	Opponent	Score	RPI	S	Opponent	Score	RPI	S	Opponent	Score	RPI	S	Opponent	Score
4	A	Baylor	42 97					57	A	Chattanooga	48 53	106	N	North Carolina	62 69
22	A	Mississippi St.	65 78					90	A	Charlotte	59 80	121	H	Samford	56 48
25	A	UTEP	64 72									139	H	Ole Miss	57 38
												158	A	Old Dominion	45 53
												161	H	Fla. Atlantic	89 80
												166	A	Louisiana Tech	37 72
												166	H	Louisiana Tech	69 59
												200	H	North Texas	57 38
												213	H	South Ala.	71 51
												229	A	UTSA	41 47
												243	H	Rice	68 62
												282	H	Alabama St.	65 44
												284	A	Tennessee Tech	69 57
												306	H	FIU	82 55
												348	H	Mississippi Val.	71 55
LAST 12 Division I GAMES:															
121	H	Samford	56 48	166	A	Louisiana Tech	37 72								
57	A	Chattanooga	48 53	306	H	FIU	82 55								
243	H	Rice	68 62	161	H	Fla. Atlantic	89 80								
200	H	North Texas	57 38	158	A	Old Dominion	45 53								
229	A	UTSA	41 47	90	A	Charlotte	59 80								
25	A	UTEP	64 72	166	H	Louisiana Tech	69 59								

Non-Div I Games: William Carey 75 34

Southern Miss.

■ Loss,
 ■ Non-Conf,
 ■ S Site,
 ■ Home
 ■ A Away
 N Neutral

Average RPI Win:	302	WON-LOST	WINNING	LAST 10	STRENGTH OF	OPP. STRENGTH	TEAM	ADJ.	CONF.	ADJ CONF.
Average RPI Loss:	119	RECORD	PCT. RANK	GAMES	SCHEDULE	OF SCHEDULE	RPI	RPI	RPI	RPI
DIV. I ONLY	9- 9	167	8- 2	223	299	177	177	32	32	
DIV. I NON-CONF.	1- 6	311	0- 1	15	5	177	177	31	31	
TOTALS	RPI 1-25	RPI 26-50	W-L RECORDS	RPI 51-100	RPI 101-150	RPI 150+				
9- 9	0- 2	0- 1	OVERALL	0- 3	0- 0	9- 3				
5- 1	0- 0	0- 0	HOME	0- 0	0- 0	5- 1				
4- 8	0- 1	0- 1	AWAY	0- 3	0- 0	4- 2				
0- 0	0- 0	0- 0	NEUTRAL	0- 0	0- 0	0- 0				
1- 6	0- 2	0- 1	NON-CONFERENCE	0- 3	0- 0	1- 0				
1- 0	0- 0	0- 0	HOME	0- 0	0- 0	1- 0				
0- 6	0- 2	0- 1	AWAY	0- 3	0- 0	0- 0				
0- 0	0- 0	0- 0	NEUTRAL	0- 0	0- 0	0- 0				
8- 3	0- 0	0- 0	CONFERENCE	0- 0	0- 0	8- 3				
4- 1	0- 0	0- 0	HOME	0- 0	0- 0	4- 1				
4- 2	0- 0	0- 0	AWAY	0- 0	0- 0	4- 2				
0- 0	0- 0	0- 0	NEUTRAL	0- 0	0- 0	0- 0				

RPI 1-25				RPI 26-50				RPI 51-100				RPI 101+ Team's RPI: 177			
RPI	S	Opponent	Score	RPI	S	Opponent	Score	RPI	S	Opponent	Score	RPI	S	Opponent	Score
11	A	Maryland	61 94	44	A	Kansas St.	47 59	73	A	Nebraska	38 89	213	H	South Ala.	50 45
18	A	Texas A&M	47 88					81	A	Tulane	48 77	230	A	Grambling	52 65
								94	A	Iowa St.	46 86	230	H	Grambling	80 68
												236	A	Texas Southern	45 59
												272	A	Prairie View	65 55
												282	H	Alabama St.	59 60
												318	H	Alcorn	66 57
												329	A	Jackson St.	66 57
												329	H	Jackson St.	84 57
												336	A	Ark.-Pine Bluff	78 61
												345	H	Alabama A&M	77 38
												348	A	Mississippi Val.	99 36
LAST 12 Division I GAMES:															
329	A	Jackson St.	66 57	336	A	Ark.-Pine Bluff	78 61	329	H	Jackson St.	84 57				
230	A	Grambling	52 65	230	H	Grambling	80 68	272	A	Prairie View	65 55				
318	H	Alcorn	66 57	236	A	Texas Southern	45 59	81	A	Tulane	48 77				
345	H	Alabama A&M	77 38												
282	H	Alabama St.	59 60												
348	A	Mississippi Val.	99 36												

Non-Div I Games: Tougaloo 81 48 Spring Hill 65 46

Southern U.

Loss, Non-Conf, S Site, H Home A Away N Neutral

Southern Utah

Through Games Of Feb. 9, 2016

Average RPI Win:	313	WON-LOST	WINNING	LAST 10	STRENGTH OF	OPP. STRENGTH	TEAM	ADJ.	CONF.	ADJ CONF.
Average RPI Loss:	178	RECORD	PCT. RANK	GAMES	SCHEDULE	OF SCHEDULE	RPI	RPI	RPI	RPI
DIV. I ONLY	2- 19	339	0- 10	171	275	330	330	20	20	
DIV. I NON-CONF.	2- 8	290	0- 1	286	257	330	330	21	21	
TOTALS	RPI 1-25	RPI 26-50	W-L RECORDS	RPI 51-100	RPI 101-150	RPI 150+				
2- 19	0- 0	0- 1	OVERALL	0- 1	0- 4	2- 13				
2- 5	0- 0	0- 0	HOME	0- 0	0- 1	2- 4				
0- 13	0- 0	0- 1	AWAY	0- 1	0- 3	0- 8				
0- 1	0- 0	0- 0	NEUTRAL	0- 0	0- 0	0- 1				
2- 8	0- 0	0- 1	NON-CONFERENCE	0- 1	0- 1	2- 5				
2- 1	0- 0	0- 0	HOME	0- 0	0- 0	2- 1				
0- 6	0- 0	0- 1	AWAY	0- 1	0- 1	0- 3				
0- 1	0- 0	0- 0	NEUTRAL	0- 0	0- 0	0- 1				
0- 11	0- 0	0- 0	CONFERENCE	0- 0	0- 3	0- 8				
0- 4	0- 0	0- 0	HOME	0- 0	0- 1	0- 3				
0- 7	0- 0	0- 0	AWAY	0- 0	0- 2	0- 5				
0- 0	0- 0	0- 0	NEUTRAL	0- 0	0- 0	0- 0				

RPI S	Opponent	Score	RPI S	Opponent	Score	RPI S	Opponent	Score	RPI S	Opponent	Score	Team's RPI: 330
26	A Southern California	32 71	93	A TCU	47 76	102	A New Mexico St.	60 74	126	A North Dakota	56 68	
						137	A Idaho	48 93	137	H Idaho	51 62	
						160	A Montana St.	59 86	168	A Northern Colo.	44 64	
						180	A UNLV	44 79	184	A Eastern Wash.	53 64	
						184	H Eastern Wash.	82 85	187	A New Mexico	48 70	
						188	H Weber St.	51 69	199	H Idaho St.	67 71	
						220	A Utah Valley	58 70	225	A Montana	60 66	
						260	A Northern Ariz.	48 57	274	N N.C. A&T	65 78	
						283	H CSUN	67 65	323	H UC Irvine	58 63	
						343	H Air Force	75 56				
LAST 12 Division I GAMES:												
184	A Eastern Wash.	53 64	137	H Idaho	51 62							
137	A Idaho	48 93	184	H Eastern Wash.	82 85							
188	H Weber St.	51 69	260	A Northern Ariz.	48 57							
199	H Idaho St.	67 71	225	A Montana	60 66							
126	A North Dakota	56 68	160	A Montana St.	59 86							
168	A Northern Colo.	44 64	93	A TCU	47 76							

Non-Div I Games:

Southern Utah

■ Loss,
 ■ Non-Conf,
 ■ S Site,
 ■ Home
 ■ A Away
 N Neutral

Average RPI Win: 165		WON-LOST	WINNING	LAST 10	STRENGTH OF	OPP. STRENGTH	TEAM	ADJ.	CONF.	ADJ CONF.
Average RPI Loss: 56		RECORD	PCT. RANK	GAMES	SCHEDULE	OF SCHEDULE	RPI	RPI	RPI	RPI
DIV. I ONLY		19- 4	24	2- 2	121	85	34	34	7	7
DIV. I NON-CONF.		11- 2	28	0- 1	147	100	34	34	8	8
TOTALS		RPI 1-25	RPI 26-50		W-L RECORDS		RPI 51-100	RPI 101-150		RPI 150+
19- 4	0- 2	1- 0		OVERALL		2- 2	4- 0		12- 0	
13- 0	0- 0	0- 0		HOME		2- 0	3- 0		8- 0	
6- 4	0- 1	1- 0		AWAY		0- 2	1- 0		4- 0	
0- 0	0- 0	0- 0		NEUTRAL		0- 0	0- 0		0- 0	
11- 2	0- 1	0- 0		NON-CONFERENCE		1- 1	4- 0		6- 0	
8- 0	0- 0	0- 0		HOME		1- 0	3- 0		4- 0	
3- 2	0- 1	0- 0		AWAY		0- 1	1- 0		2- 0	
0- 0	0- 0	0- 0		NEUTRAL		0- 0	0- 0		0- 0	
8- 2	0- 1	1- 0		CONFERENCE		1- 1	0- 0		6- 0	
5- 0	0- 0	0- 0		HOME		1- 0	0- 0		4- 0	
3- 2	0- 1	1- 0		AWAY		0- 1	0- 0		2- 0	
0- 0	0- 0	0- 0		NEUTRAL		0- 0	0- 0		0- 0	

RPI 1-25				RPI 26-50				Team's RPI: 34	RPI 51-100				RPI 101+			
RPI	S	Opponent	Score	RPI	S	Opponent	Score		RPI	S	Opponent	Score	RPI	S	Opponent	Score
19	A	DePaul	54 77	46	A	Dayton	59 54		53	H	James Madison	56 45	105	H	Georgetown	69 54
24	A	Duquesne	62 74						83	A	Drexel	46 58	109	H	Toledo	74 63
									95	H	Saint Joseph's	65 51	112	A	Stony Brook	73 68
									98	A	VCU	47 52	133	H	Buffalo	59 32
													153	H	Fordham	55 41
													156	H	Penn St.	70 60
													162	H	Detroit	84 73
													165	A	Davidson	59 47
													175	H	George Mason	70 55
													195	A	Rhode Island	69 56
													204	H	Richmond	66 43
													216	A	Canisius	59 47
													217	H	Siena	57 40
													238	H	Massachusetts	66 41
													288	H	Niagara	67 55
													308	A	Colgate	62 38
LAST 12 Division I GAMES:																
83	A	Drexel	46 58	175	H	George Mason	70 55									
98	A	VCU	47 52	165	A	Davidson	59 47									
204	H	Richmond	66 43	238	H	Massachusetts	66 41									
95	H	Saint Joseph's	65 51	153	H	Fordham	55 41									
24	A	Duquesne	62 74	195	A	Rhode Island	69 56									
46	A	Dayton	59 54	216	A	Canisius	59 47									

Non-Div I Games:

St. Bonaventure

Average RPI Win:	305	WON-LOST	WINNING	LAST 10	STRENGTH OF	OPP. STRENGTH	TEAM	ADJ.	CONF.	ADJ CONF.
Average RPI Loss:	250	RECORD	PCT. RANK	GAMES	SCHEDULE	OF SCHEDULE	RPI	RPI	RPI	RPI
DIV. I ONLY	5- 18	305	2- 8	343	345	344	344	31	31	
DIV. I NON-CONF.	3- 8	258	0- 0	331	314	324	324	32	32	
TOTALS	RPI 1-25	RPI 26-50	W-L RECORDS	RPI 51-100	RPI 101-150	RPI 150+				
5- 18	0- 0	0- 0	OVERALL	0- 2	0- 1	5- 15				
2- 7	0- 0	0- 0	HOME	0- 1	0- 0	2- 6				
2- 10	0- 0	0- 0	AWAY	0- 1	0- 0	2- 9				
1- 1	0- 0	0- 0	NEUTRAL	0- 0	0- 1	1- 0				
3- 8	0- 0	0- 0	NON-CONFERENCE	0- 2	0- 1	3- 5				
1- 2	0- 0	0- 0	HOME	0- 1	0- 0	1- 1				
1- 5	0- 0	0- 0	AWAY	0- 1	0- 0	1- 4				
1- 1	0- 0	0- 0	NEUTRAL	0- 0	0- 1	1- 0				
2- 10	0- 0	0- 0	CONFERENCE	0- 0	0- 0	2- 10				
1- 5	0- 0	0- 0	HOME	0- 0	0- 0	1- 5				
1- 5	0- 0	0- 0	AWAY	0- 0	0- 0	1- 5				
0- 0	0- 0	0- 0	NEUTRAL	0- 0	0- 0	0- 0				

RPI 1-25			RPI 26-50			RPI 51-100			RPI 101+			Team's RPI: 344
RPI	S	Opponent	Score	RPI	S	Opponent	Score	RPI	S	Opponent	Score	
						68 H Army West Point	35 74	105 N Georgetown		52 74		
						76 A Georgia Tech	51 89	186 H Robert Morris		53 62		
								212 H Bryant		42 70		
								224 A Manhattan		53 61		
								255 H Loyola Maryland		64 54		
								258 A Sacred Heart		55 63		
								258 H Sacred Heart		51 68		
								275 H Saint Francis (PA)		76 83		
								276 A Central Conn. St.		61 65		
								286 A Monmouth		54 63		
								287 A Vermont		59 55		
								291 H Rider		59 71		
								312 A Fairleigh Dickinson		61 65		
								312 H Fairleigh Dickinson		88 78		
								325 A LIU Brooklyn		71 51		
								326 A Lafayette		59 77		
								334 A Saint Peter's		40 44		
								337 A Mt. St. Mary's		56 66		
								342 A Wagner		53 70		
								342 H Wagner		78 82		
								346 N Norfolk St.		59 55		
LAST 12 Division I GAMES:												
312	H	Fairleigh Dickinson	88 78	212	H	Bryant	42 70					
258	A	Sacred Heart	55 63	258	H	Sacred Heart	51 68					
342	H	Wagner	78 82	275	H	Saint Francis (PA)	76 83					
276	A	Central Conn. St.	61 65	186	H	Robert Morris	53 62					
342	A	Wagner	53 70	337	A	Mt. St. Mary's	56 66					
325	A	LIU Brooklyn	71 51	312	A	Fairleigh Dickinson	61 65					

Non-Div I Games:

St. Francis Brooklyn

Average RPI Win:	150	WON-LOST	WINNING	LAST 10	STRENGTH OF	OPP. STRENGTH	TEAM	ADJ.	CONF.	ADJ CONF.
Average RPI Loss:	37	RECORD	PCT. RANK	GAMES	SCHEDULE	OF SCHEDULE	RPI	RPI	RPI	RPI
DIV. I ONLY	17- 6	52	6- 4	81	36	30	30	6	6	
DIV. I NON-CONF.	9- 2	37	0- 0	140	47	27	27	6	6	
TOTALS	RPI 1-25	RPI 26-50	W-L RECORDS	RPI 51-100	RPI 101-150	RPI 150+				
17- 6	0- 4	4- 0	OVERALL	1- 2	4- 0	8- 0				
9- 1	0- 1	2- 0	HOME	1- 0	2- 0	4- 0				
8- 5	0- 3	2- 0	AWAY	0- 2	2- 0	4- 0				
0- 0	0- 0	0- 0	NEUTRAL	0- 0	0- 0	0- 0				
9- 2	0- 2	2- 0	NON-CONFERENCE	0- 0	1- 0	6- 0				
5- 0	0- 0	1- 0	HOME	0- 0	1- 0	3- 0				
4- 2	0- 2	1- 0	AWAY	0- 0	0- 0	3- 0				
0- 0	0- 0	0- 0	NEUTRAL	0- 0	0- 0	0- 0				
8- 4	0- 2	2- 0	CONFERENCE	1- 2	3- 0	2- 0				
4- 1	0- 1	1- 0	HOME	1- 0	1- 0	1- 0				
4- 3	0- 1	1- 0	AWAY	0- 2	2- 0	1- 0				
0- 0	0- 0	0- 0	NEUTRAL	0- 0	0- 0	0- 0				

RPI 1-25				RPI 26-50				Team's RPI: 30		RPI 51-100				RPI 101+							
RPI	S	Opponent	Score	RPI	S	Opponent	Score		RPI	S	Opponent	Score	RPI	S	Opponent	Score					
10	A	UCLA	58 73	29	A	Seton Hall	72 64		64	A	Villanova	54 58	105	A	Georgetown	65 60					
19	A	DePaul	71 77	29	H	Seton Hall	71 69		84	A	Marquette	64 67	108	H	Yale	69 56					
19	H	DePaul	61 71	39	H	South Fla.	74 70		84	H	Marquette	81 77	117	A	Creighton	66 55					
24	A	Duquesne	57 76	43	A	Rutgers	69 62						135	H	Xavier	57 41					
																185	H	Marist	61 47		
																189	H	Butler	68 41		
																190	A	Kansas	86 71		
																209	H	Fairfield	73 54		
																250	A	Providence	80 61		
																258	H	Sacred Heart	67 54		
																259	A	UCF	70 42		
																323	A	UC Irvine	85 63		
																LAST 12 Division I GAMES:					
				29	A	Seton Hall	72 64		105	A	Georgetown	65 60									
				19	A	DePaul	71 77		29	H	Seton Hall	71 69									
				84	A	Marquette	64 67		84	H	Marquette	81 77									
				135	H	Xavier	57 41		19	H	DePaul	61 71									
				189	H	Butler	68 41		250	A	Providence	80 61									
				64	A	Villanova	54 58		117	A	Creighton	66 55									

Non-Div I Games:

St. John's (NY)

■ Loss,
■ Non-Conf,
■ S Site,
■ H Home
■ A Away
N Neutral

St. Mary's (CA)

Through Games Of Feb. 9, 2016

Average RPI Win:	158	WON-LOST	WINNING	LAST 10	STRENGTH OF	OPP. STRENGTH	TEAM	ADJ.	CONF.	ADJ CONF.
Average RPI Loss:	64	RECORD	PCT. RANK	GAMES	SCHEDULE	OF SCHEDULE	RPI	RPI	RPI	RPI
DIV. I ONLY	18- 5	37	8- 2	76	95	49	49	9	9	
DIV. I NON-CONF.	9- 2	37	0- 0	153	97	70	70	9	9	
TOTALS	RPI 1-25	RPI 26-50	W-L RECORDS	RPI 51-100	RPI 101-150	RPI 150+				
18- 5	0- 2	0- 1	OVERALL	6- 1	4- 0	8- 1				
8- 4	0- 1	0- 1	HOME	2- 1	2- 0	4- 1				
9- 1	0- 1	0- 0	AWAY	3- 0	2- 0	4- 0				
1- 0	0- 0	0- 0	NEUTRAL	1- 0	0- 0	0- 0				
9- 2	0- 0	0- 1	NON-CONFERENCE	3- 0	1- 0	5- 1				
4- 2	0- 0	0- 1	HOME	1- 0	1- 0	2- 1				
4- 0	0- 0	0- 0	AWAY	1- 0	0- 0	3- 0				
1- 0	0- 0	0- 0	NEUTRAL	1- 0	0- 0	0- 0				
9- 3	0- 2	0- 0	CONFERENCE	3- 1	3- 0	3- 0				
4- 2	0- 1	0- 0	HOME	1- 1	1- 0	2- 0				
5- 1	0- 1	0- 0	AWAY	2- 0	2- 0	1- 0				
0- 0	0- 0	0- 0	NEUTRAL	0- 0	0- 0	0- 0				

RPI 1-25				RPI 26-50				Team's RPI: 49				RPI 51-100				RPI 101+			
RPI	S	Opponent	Score	RPI	S	Opponent	Score	RPI	S	Opponent	Score	RPI	S	Opponent	Score	RPI	S	Opponent	Score
12	A	BYU	59 65	33	H	Missouri	78 95	64	N	Villanova	67 60	120	A	San Francisco	78 68				
12	H	BYU	44 65					65	A	San Diego	73 68	122	H	Fresno St.	83 81				
								65	H	San Diego	68 60	140	A	Pacific	82 73				
								66	H	Santa Clara	67 73	140	H	Pacific	83 75				
								67	H	Washington St.	75 71	168	A	Northern Colo.	65 52				
								74	A	California	64 63	192	H	Cal Poly	87 83				
								89	A	Gonzaga	69 68	196	H	UC Davis	71 78				
												210	H	San Jose St.	91 81				
												244	H	Loyola Marymount	72 57				
												252	A	Wyoming	70 64				
												268	H	Pepperdine	88 72				
												281	A	Portland	78 51				
												283	A	CSUN	93 59				
LAST 12 Division I GAMES:																			
12	H	BYU	44 65	268	H	Pepperdine	88 72												
65	H	San Diego	68 60	244	H	Loyola Marymount	72 57												
140	H	Pacific	83 75	65	A	San Diego	73 68												
281	A	Portland	78 51	12	A	BYU	59 65												
89	A	Gonzaga	69 68	66	H	Santa Clara	67 73												
140	A	Pacific	82 73	120	A	San Francisco	78 68												

Non-Div I Games:

St. Mary's (CA)

■ Loss,
 ■ Non-Conf,
 ■ S Site,
 ■ Home
 ■ A Away
 N Neutral

Average RPI Win:	88	WON-LOST	WINNING	LAST 10	STRENGTH OF	OPP. STRENGTH	TEAM	ADJ.	CONF.	ADJ CONF.
Average RPI Loss:	20	RECORD	PCT. RANK	GAMES	SCHEDULE	OF SCHEDULE	RPI	RPI	RPI	RPI
DIV. I ONLY	19- 5	35	8- 2	3	8	6	6	1	1	
DIV. I NON-CONF.	10- 2	33	0- 0	5	34	3	3	1	1	
TOTALS	RPI 1-25	RPI 26-50	W-L RECORDS	RPI 51-100	RPI 101-150	RPI 150+				
19- 5	1- 4	5- 0	OVERALL	8- 1	1- 0	4- 0				
10- 1	1- 0	2- 0	HOME	4- 1	0- 0	3- 0				
6- 4	0- 4	1- 0	AWAY	3- 0	1- 0	1- 0				
3- 0	0- 0	2- 0	NEUTRAL	1- 0	0- 0	0- 0				
10- 2	1- 1	3- 0	NON-CONFERENCE	3- 1	0- 0	3- 0				
5- 1	1- 0	1- 0	HOME	1- 1	0- 0	2- 0				
2- 1	0- 1	0- 0	AWAY	1- 0	0- 0	1- 0				
3- 0	0- 0	2- 0	NEUTRAL	1- 0	0- 0	0- 0				
9- 3	0- 3	2- 0	CONFERENCE	5- 0	1- 0	1- 0				
5- 0	0- 0	1- 0	HOME	3- 0	0- 0	1- 0				
4- 3	0- 3	1- 0	AWAY	2- 0	1- 0	0- 0				
0- 0	0- 0	0- 0	NEUTRAL	0- 0	0- 0	0- 0				

RPI 1-25				Team's RPI: 6		RPI 26-50				RPI 51-100				RPI 101+					
RPI	S	Opponent	Score		RPI	S	Opponent	Score		RPI	S	Opponent	Score		RPI	S	Opponent	Score	
7	A	Oregon St.	50	58	26	A	Southern California	57	47	57	H	Chattanooga	73	30	104	A	Arizona	59	34
8	A	Arizona St.	31	49	35	H	George Washington	84	63	61	A	Oregon	64	62	164	H	Cornell	93	38
9	A	Texas	69	77	37	H	Washington	69	53	66	H	Santa Clara	58	61	179	H	Colorado	71	56
10	A	UCLA	36	56	46	N	Dayton	74	66	67	H	Washington St.	69	52	196	A	UC Davis	74	45
15	H	Tennessee	69	55	48	N	Purdue	71	65	70	H	Utah	72	52	246	H	CSU Bakersfield	83	41

Average RPI Win:	227	WON-LOST	WINNING	LAST 10	STRENGTH OF	OPP. STRENGTH	TEAM	ADJ.	CONF.	ADJ CONF.
Average RPI Loss:	179	RECORD	PCT. RANK	GAMES	SCHEDULE	OF SCHEDULE	RPI	RPI	RPI	RPI
DIV. I ONLY	8- 10	202	5- 5	210	271	232	232	27	27	
DIV. I NON-CONF.	3- 5	218	1- 0	167	236	214	214	26	26	
TOTALS	RPI 1-25	RPI 26-50	W-L RECORDS	RPI 51-100	RPI 101-150	RPI 150+				
8- 10	0- 0	0- 0	OVERALL	0- 2	0- 3	8- 5				
4- 4	0- 0	0- 0	HOME	0- 1	0- 2	4- 1				
2- 4	0- 0	0- 0	AWAY	0- 1	0- 0	2- 3				
2- 2	0- 0	0- 0	NEUTRAL	0- 0	0- 1	2- 1				
3- 5	0- 0	0- 0	NON-CONFERENCE	0- 1	0- 2	3- 2				
1- 1	0- 0	0- 0	HOME	0- 0	0- 1	1- 0				
0- 2	0- 0	0- 0	AWAY	0- 1	0- 0	0- 1				
2- 2	0- 0	0- 0	NEUTRAL	0- 0	0- 1	2- 1				
5- 5	0- 0	0- 0	CONFERENCE	0- 1	0- 1	5- 3				
3- 3	0- 0	0- 0	HOME	0- 1	0- 1	3- 1				
2- 2	0- 0	0- 0	AWAY	0- 0	0- 0	2- 2				
0- 0	0- 0	0- 0	NEUTRAL	0- 0	0- 0	0- 0				

RPI 1-25				RPI 26-50				RPI 51-100				RPI 101+ Team's RPI: 232					
RPI	S	Opponent	Score	RPI	S	Opponent	Score	RPI	S	Opponent	Score	RPI	S	Opponent	Score		
								63	H	Abilene Christian	70	85	113	N	IUPUI	55	62
								93	A	TCU	55	88	114	H	Central Ark.	53	55
													144	H	Texas-Arlington	63	67
													152	N	SIUE	82	74
													166	A	Louisiana Tech	44	76
													172	H	McNeese St.	80	55
													173	H	Northwestern St.	68	52
													188	N	Weber St.	46	56
													240	A	Houston Baptist	64	50
													243	H	Rice	59	45
													247	N	Indiana St.	71	62
													257	H	Sam Houston St.	70	63
													273	H	Lamar	60	64
													304	A	Southeastern La.	56	65
													328	A	A&M-Corpus Christi	71	66
													335	A	New Orleans	57	58
LAST 12 Division I GAMES:																	
240	A	Houston Baptist	64	50	335	A	New Orleans	57	58								
173	H	Northwestern St.	68	52	114	H	Central Ark.	53	55								
328	A	A&M-Corpus Christi	71	66	304	A	Southeastern La.	56	65								
257	H	Sam Houston St.	70	63	172	H	McNeese St.	80	55								
273	H	Lamar	60	64	243	H	Rice	59	45								
63	H	Abilene Christian	70	85	93	A	TCU	55	88								

Non-Div I Games: Texas-Tyler 91 69 Tex. A&M-Commerce 75 65 LSU-Shreveport 94 39

Stephen F. Austin

Average RPI Win: 267	WON-LOST	WINNING	LAST 10	STRENGTH OF	OPP. STRENGTH	TEAM	ADJ.	CONF.	ADJ CONF.
Average RPI Loss: 124	RECORD	PCT. RANK	GAMES	SCHEDULE	OF SCHEDULE	RPI	RPI	RPI	RPI
DIV. I ONLY	11- 8	126	6- 4	274	226	178	178	28	28
DIV. I NON-CONF.	6- 5	146	2- 2	241	141	168	168	27	27
TOTALS	RPI 1-25	RPI 26-50	W-L RECORDS	RPI 51-100	RPI 101-150	RPI 150+			
11- 8	0- 1	0- 1	OVERALL	0- 2	0- 1	11- 3			
6- 2	0- 0	0- 0	HOME	0- 0	0- 0	6- 2			
5- 4	0- 1	0- 1	AWAY	0- 1	0- 0	5- 1			
0- 2	0- 0	0- 0	NEUTRAL	0- 1	0- 1	0- 0			
6- 5	0- 1	0- 1	NON-CONFERENCE	0- 1	0- 1	6- 1			
3- 1	0- 0	0- 0	HOME	0- 0	0- 0	3- 1			
3- 2	0- 1	0- 1	AWAY	0- 0	0- 0	3- 0			
0- 2	0- 0	0- 0	NEUTRAL	0- 1	0- 1	0- 0			
5- 3	0- 0	0- 0	CONFERENCE	0- 1	0- 0	5- 2			
3- 1	0- 0	0- 0	HOME	0- 0	0- 0	3- 1			
2- 2	0- 0	0- 0	AWAY	0- 1	0- 0	2- 1			
0- 0	0- 0	0- 0	NEUTRAL	0- 0	0- 0	0- 0			

RPI 1-25				RPI 26-50				RPI 51-100				RPI 101+ Team's RPI: 178			
RPI	S	Opponent	Score	RPI	S	Opponent	Score	RPI	S	Opponent	Score	RPI	S	Opponent	Score
15	A	Tennessee	56 90	28	A	Georgia	55 76	72	A	FGCU	48 61	129	N	Boise St.	65 71
								86	N	Minnesota	69 72	163	A	Jacksonville	49 69
												163	H	Jacksonville	66 61
												167	H	Hampton	68 59
												234	H	USC Upstate	56 61
												239	A	UNCW	52 49
												248	A	Bethune-Cookman	62 38
												259	H	UCF	83 68
												263	H	Georgia St.	72 80
												270	H	Ga. Southern	79 57
												285	A	Kennesaw St.	57 54
												299	H	North Florida	81 61
												333	A	Lipscomb	83 62
												338	A	Eastern Ill.	68 66
												341	H	NJIT	60 55
LAST 12 Division I GAMES:															
163	H	Jacksonville	66 61	341	H	NJIT	60 55								
299	H	North Florida	81 61	72	A	FGCU	48 61								
163	A	Jacksonville	49 69	167	H	Hampton	68 59								
333	A	Lipscomb	83 62	15	A	Tennessee	56 90								
285	A	Kennesaw St.	57 54	263	H	Georgia St.	72 80								
234	H	USC Upstate	56 61	270	H	Ga. Southern	79 57								

Non-Div I Games: Trinity Baptist 107 30 Armstrong St. 61 45 Flagler 84 47

Stetson

Loss, Non-Conf, S Site, H Home A Away N Neutral

Average RPI Win:	244	WON-LOST	WINNING	LAST 10	STRENGTH OF	OPP. STRENGTH	TEAM	ADJ.	CONF.	ADJ CONF.
Average RPI Loss:	92	RECORD	PCT. RANK	GAMES	SCHEDULE	OF SCHEDULE	RPI	RPI	RPI	RPI
DIV. I ONLY	16- 8	87	7- 3	209	197	112	112	15	15	
DIV. I NON-CONF.	8- 5	119	1- 0	159	205	115	115	18	18	
TOTALS	RPI 1-25	RPI 26-50	W-L RECORDS	RPI 51-100	RPI 101-150	RPI 150+				
16- 8	0- 0	0- 2	OVERALL	0- 3	2- 2	14- 1				
9- 2	0- 0	0- 1	HOME	0- 0	2- 1	7- 0				
7- 6	0- 0	0- 1	AWAY	0- 3	0- 1	7- 1				
0- 0	0- 0	0- 0	NEUTRAL	0- 0	0- 0	0- 0				
8- 5	0- 0	0- 2	NON-CONFERENCE	0- 1	2- 2	6- 0				
4- 2	0- 0	0- 1	HOME	0- 0	2- 1	2- 0				
4- 3	0- 0	0- 1	AWAY	0- 1	0- 1	4- 0				
0- 0	0- 0	0- 0	NEUTRAL	0- 0	0- 0	0- 0				
8- 3	0- 0	0- 0	CONFERENCE	0- 2	0- 0	8- 1				
5- 0	0- 0	0- 0	HOME	0- 0	0- 0	5- 0				
3- 3	0- 0	0- 0	AWAY	0- 2	0- 0	3- 1				
0- 0	0- 0	0- 0	NEUTRAL	0- 0	0- 0	0- 0				

RPI 1-25				RPI 26-50				RPI 51-100				RPI 101+				Team's RPI: 112	
RPI	S	Opponent	Score	RPI	S	Opponent	Score	RPI	S	Opponent	Score	RPI	S	Opponent	Score		
				27	A	Syracuse	49 64	51	A	Albany (NY)	54 73	108	A	Yale	57 62		
				34	H	St. Bonaventure	68 73	77	A	Hofstra	66 71	116	H	Iona	58 53		
								88	A	Maine	52 55	139	H	Ole Miss	57 72		
												143	H	Harvard	64 63		
												164	A	Cornell	58 49		
												183	A	UMBC	69 60		
												214	A	Binghamton	47 54		
												214	H	Binghamton	64 58		
												218	H	Morgan St.	46 42		
												223	A	Hartford	45 42		
												223	H	Hartford	58 35		
												228	A	Columbia	79 71		
												265	H	New Hampshire	63 54		
												287	H	Vermont	73 59		
												317	A	UMass Lowell	64 50		
												317	H	UMass Lowell	60 46		
												325	H	LIU Brooklyn	71 54		
												334	A	Saint Peter's	69 35		
												342	A	Wagner	73 62		
LAST 12 Division I GAMES:																	
				223	A	Hartford	45 42	223	H	Hartford	58 35						
				317	H	UMass Lowell	60 46	265	H	New Hampshire	63 54						
				214	A	Binghamton	47 54	183	A	UMBC	69 60						
				287	H	Vermont	73 59	317	A	UMass Lowell	64 50						
				88	A	Maine	52 55	214	H	Binghamton	64 58						
				51	A	Albany (NY)	54 73	143	H	Harvard	64 63						

Non-Div I Games:

Stony Brook

■ Loss, ■ Non-Conf, S Site, H Home A Away N Neutral

Average RPI Win:	143	WON-LOST	WINNING	LAST 10	STRENGTH OF	OPP. STRENGTH	TEAM	ADJ.	CONF.	ADJ CONF.
Average RPI Loss:	26	RECORD	PCT. RANK	GAMES	SCHEDULE	OF SCHEDULE	RPI	RPI	RPI	RPI
DIV. I ONLY	18- 6	45	7- 3	37	40	27	27	5	5	
DIV. I NON-CONF.	10- 3	61	1- 0	58	73	40	40	5	5	
TOTALS	RPI 1-25	RPI 26-50	W-L RECORDS	RPI 51-100	RPI 101-150	RPI 150+				
18- 6	0- 5	3- 0	OVERALL	3- 0	4- 1	8- 0				
13- 2	0- 2	1- 0	HOME	3- 0	3- 0	6- 0				
3- 4	0- 3	1- 0	AWAY	0- 0	1- 1	1- 0				
2- 0	0- 0	1- 0	NEUTRAL	0- 0	0- 0	1- 0				
10- 3	0- 3	1- 0	NON-CONFERENCE	1- 0	1- 0	7- 0				
7- 1	0- 1	0- 0	HOME	1- 0	1- 0	5- 0				
1- 2	0- 2	0- 0	AWAY	0- 0	0- 0	1- 0				
2- 0	0- 0	1- 0	NEUTRAL	0- 0	0- 0	1- 0				
8- 3	0- 2	2- 0	CONFERENCE	2- 0	3- 1	1- 0				
6- 1	0- 1	1- 0	HOME	2- 0	2- 0	1- 0				
2- 2	0- 1	1- 0	AWAY	0- 0	1- 1	0- 0				
0- 0	0- 0	0- 0	NEUTRAL	0- 0	0- 0	0- 0				

RPI	S	Opponent	Score	RPI	S	Opponent	Score	Team's RPI: 27	RPI	S	Opponent	Score	RPI	S	Opponent	Score
1	A	Notre Dame	62 90	37	N	Washington	66 62		76	H	Georgia Tech	71 52	103	H	Boston College	62 61
8	H	Arizona St.	54 61	38	A	Miami (FL)	57 51		83	H	Drexel	83 62	106	A	North Carolina	73 77
11	A	Maryland	64 82	41	H	Duke	86 50		92	H	Virginia Tech	60 39	112	H	Stony Brook	64 49
15	A	Tennessee	55 57										128	A	Wake Forest	91 65
17	H	Louisville	53 71										146	H	Pittsburgh	71 48
													153	N	Fordham	76 54
													163	H	Jacksonville	65 49
													182	H	UTRGV	91 32
													195	A	Rhode Island	57 54
													218	H	Morgan St.	90 61
													235	H	Clemson	83 62
													253	H	Coppin St.	88 56
													327	H	Howard	97 48
LAST 12 Division I GAMES:																
76	H	Georgia Tech	71 52	128	A	Wake Forest	91 65									
235	H	Clemson	83 62	146	H	Pittsburgh	71 48									
38	A	Miami (FL)	57 51	92	H	Virginia Tech	60 39									
103	H	Boston College	62 61	106	A	North Carolina	73 77									
17	H	Louisville	53 71	41	H	Duke	86 50									
1	A	Notre Dame	62 90	182	H	UTRGV	91 32									

Non-Div I Games:

Syracuse

■ Loss,
■ Non-Conf,
■ S Site,
■ H Home
■ A Away
N Neutral

Average RPI Win:	204	WON-LOST	WINNING	LAST 10	STRENGTH OF	OPP. STRENGTH	TEAM	ADJ.	CONF.	ADJ CONF.
Average RPI Loss:	38	RECORD	PCT. RANK	GAMES	SCHEDULE	OF SCHEDULE	RPI	RPI	RPI	RPI
DIV. I ONLY	12- 10	150	3- 7	53	51	93	93	3	3	
DIV. I NON-CONF.	8- 3	77	1- 0	267	181	143	143	3	3	

TOTALS	RPI 1-25	RPI 26-50	W-L RECORDS	RPI 51-100	RPI 101-150	RPI 150+				
12- 10	0- 5	1- 4	OVERALL	1- 0	2- 0	8- 1				
9- 4	0- 2	1- 2	HOME	0- 0	1- 0	7- 0				
3- 6	0- 3	0- 2	AWAY	1- 0	1- 0	1- 1				
0- 0	0- 0	0- 0	NEUTRAL	0- 0	0- 0	0- 0				
8- 3	0- 2	0- 0	NON-CONFERENCE	0- 0	0- 0	8- 1				
7- 1	0- 1	0- 0	HOME	0- 0	0- 0	7- 0				
1- 2	0- 1	0- 0	AWAY	0- 0	0- 0	1- 1				
0- 0	0- 0	0- 0	NEUTRAL	0- 0	0- 0	0- 0				
4- 7	0- 3	1- 4	CONFERENCE	1- 0	2- 0	0- 0				
2- 3	0- 1	1- 2	HOME	0- 0	1- 0	0- 0				
2- 4	0- 2	0- 2	AWAY	1- 0	1- 0	0- 0				
0- 0	0- 0	0- 0	NEUTRAL	0- 0	0- 0	0- 0				

RPI 1-25				RPI 26-50				RPI 51-100				Team's RPI: 93	RPI 101+			
RPI	S	Opponent	Score	RPI	S	Opponent	Score	RPI	S	Opponent	Score		RPI	S	Opponent	Score
1	H	Notre Dame	72 88	32	A	Oklahoma	64 77	94	A	Iowa St.	72 62		131	A	Texas Tech	78 69
4	A	Baylor	55 72	32	H	Oklahoma	65 78						131	H	Texas Tech	69 48
9	H	Texas	58 65	36	H	West Virginia	84 97						157	A	SMU	89 79
16	A	Oklahoma St.	52 80	44	A	Kansas St.	49 58						182	H	UTRGV	71 67
18	A	Texas A&M	78 82	44	H	Kansas St.	87 73						189	A	Butler	53 65

Average RPI Win:	171	WON-LOST	WINNING	LAST 10	STRENGTH OF	OPP. STRENGTH	TEAM	ADJ.	CONF.	ADJ CONF.
Average RPI Loss:	67	RECORD	PCT. RANK	GAMES	SCHEDULE	OF SCHEDULE	RPI	RPI	RPI	RPI
DIV. I ONLY	16- 7	70	7- 2	106	62	60	60	8	8	
DIV. I NON-CONF.	6- 5	146	0- 1	54	59	102	102	7	7	
TOTALS	RPI 1-25	RPI 26-50	W-L RECORDS	RPI 51-100	RPI 101-150	RPI 150+				
16- 7	1- 2	1- 2	OVERALL	2- 1	1- 1	11- 1				
9- 2	1- 0	1- 1	HOME	1- 1	1- 0	5- 0				
7- 5	0- 1	0- 0	AWAY	1- 0	0- 1	6- 0				
0- 0	0- 0	0- 0	NEUTRAL	0- 0	0- 0	0- 0				
6- 5	1- 1	0- 2	NON-CONFERENCE	1- 1	0- 1	4- 0				
4- 2	1- 0	0- 1	HOME	1- 1	0- 0	2- 0				
2- 3	0- 1	0- 1	AWAY	0- 0	0- 1	2- 0				
0- 0	0- 0	0- 0	NEUTRAL	0- 0	0- 0	0- 0				
10- 2	0- 1	1- 0	CONFERENCE	1- 0	1- 0	7- 1				
5- 0	0- 0	1- 0	HOME	0- 0	1- 0	3- 0				
5- 2	0- 1	0- 0	AWAY	1- 0	0- 0	4- 1				
0- 0	0- 0	0- 0	NEUTRAL	0- 0	0- 0	0- 0				

RPI 1-25				RPI 26-50				RPI 51-100				Team's RPI: 60	RPI 101+			
RPI	S	Opponent	Score	RPI	S	Opponent	Score	RPI	S	Opponent	Score		RPI	S	Opponent	Score
2	A	UConn	49 104	39	H	South Fla.	68 66	64	H	Villanova	61 55		115	A	Quinnipiac	56 58
14	A	Florida St.	47 75	43	A	Rutgers	51 61	81	A	Tulane	72 54		119	H	Memphis	82 58
20	H	Florida	97 91	45	H	Penn	54 60	95	H	Saint Joseph's	67 70		153	A	Fordham	57 44
													157	A	SMU	67 69
													157	H	SMU	55 35
													170	A	East Carolina	83 63
													181	H	Tulsa	66 46
													207	A	Cincinnati	74 49
													207	H	Cincinnati	74 51
													242	A	Houston	75 66
													258	H	Sacred Heart	92 62
													259	A	UCF	71 63
													278	A	La Salle	77 48
													303	H	Delaware St.	100 59
LAST 12 Division I GAMES:																
207	A	Cincinnati	74 49	2	A	UConn	49 104									
39	H	South Fla.	68 66	259	A	UCF	71 63									
157	H	SMU	55 35	207	H	Cincinnati	74 51									
170	A	East Carolina	83 63	181	H	Tulsa	66 46									
81	A	Tulane	72 54	157	A	SMU	67 69									
45	H	Penn	54 60	242	A	Houston	75 66									

Non-Div I Games:

Temple

Tennessee

Through Games Of Feb. 9, 2016

Average RPI Win:	104	WON-LOST	WINNING	LAST 10	STRENGTH OF	OPP. STRENGTH	TEAM	ADJ.	CONF.	ADJ CONF.
Average RPI Loss:	36	RECORD	PCT. RANK	GAMES	SCHEDULE	OF SCHEDULE	RPI	RPI	RPI	RPI
DIV. I ONLY	14- 9	110	4- 6	1	28	15	15	2	2	
DIV. I NON-CONF.	9- 4	96	1- 1	2	31	7	7	2	2	
TOTALS	RPI 1-25	RPI 26-50	W-L RECORDS	RPI 51-100	RPI 101-150	RPI 150+				
14- 9	1- 7	2- 0	OVERALL	4- 1	4- 1	3- 0				
11- 3	0- 2	1- 0	HOME	4- 1	4- 0	2- 0				
3- 6	1- 5	1- 0	AWAY	0- 0	0- 1	1- 0				
0- 0	0- 0	0- 0	NEUTRAL	0- 0	0- 0	0- 0				
9- 4	1- 3	1- 0	NON-CONFERENCE	2- 1	2- 0	3- 0				
7- 2	0- 1	1- 0	HOME	2- 1	2- 0	2- 0				
2- 2	1- 2	0- 0	AWAY	0- 0	0- 0	1- 0				
0- 0	0- 0	0- 0	NEUTRAL	0- 0	0- 0	0- 0				
5- 5	0- 4	1- 0	CONFERENCE	2- 0	2- 1	0- 0				
4- 1	0- 1	0- 0	HOME	2- 0	2- 0	0- 0				
1- 4	0- 3	1- 0	AWAY	0- 0	0- 1	0- 0				
0- 0	0- 0	0- 0	NEUTRAL	0- 0	0- 0	0- 0				

RPI	S	Opponent	Score	RPI	S	Opponent	Score	RPI	S	Opponent	Score	RPI	S	Opponent	Score
1	A	Notre Dame	66 79	27	H	Syracuse	57 55	51	H	Albany (NY)	63 55	114	H	Central Ark.	102 47
6	A	Stanford	55 69	33	A	Missouri	71 55	55	H	Auburn	79 52	130	A	Arkansas	59 64
7	A	Oregon St.	53 50					57	H	Chattanooga	59 57	130	H	Arkansas	75 57
9	H	Texas	53 64					58	H	Vanderbilt	58 49	148	H	ETSU	85 49
18	A	Texas A&M	71 76					92	H	Virginia Tech	43 57	150	H	Alabama	70 42
20	H	Florida	66 74									156	H	Penn St.	74 66
22	A	Mississippi St.	63 65									178	H	Stetson	90 56
23	A	Kentucky	63 64									292	A	Wichita St.	58 51
LAST 12 Division I GAMES:															
18	A	Texas A&M	71 76	1	A	Notre Dame	66 79	130	A	Arkansas	59 64	55	H	Auburn	79 52
130	H	Arkansas	75 57	20	H	Florida	66 74	33	A	Missouri	71 55	178	H	Stetson	90 56
150	H	Alabama	70 42	23	A	Kentucky	63 64	58	H	Vanderbilt	58 49				

Non-Div I Games:

Tennessee

■ Loss,
 ■ Non-Conf, S Site,
 ■ Home
 ■ Away
 N Neutral

Average RPI Win:	275	WON-LOST	WINNING	LAST 10	STRENGTH OF	OPP. STRENGTH	TEAM	ADJ.	CONF.	ADJ CONF.
Average RPI Loss:	147	RECORD	PCT. RANK	GAMES	SCHEDULE	OF SCHEDULE	RPI	RPI	RPI	RPI
DIV. I ONLY	8- 14	244	5- 5	203	223	241	241	24	24	
DIV. I NON-CONF.	3- 8	258	0- 1	115	144	215	215	23	23	
TOTALS	RPI 1-25	RPI 26-50	W-L RECORDS	RPI 51-100	RPI 101-150	RPI 150+				
8- 14	0- 2	0- 1	OVERALL	0- 1	0- 3	8- 7				
6- 1	0- 0	0- 0	HOME	0- 0	0- 0	6- 1				
1- 11	0- 2	0- 1	AWAY	0- 1	0- 3	1- 4				
1- 2	0- 0	0- 0	NEUTRAL	0- 0	0- 0	1- 2				
3- 8	0- 2	0- 1	NON-CONFERENCE	0- 0	0- 2	3- 3				
2- 0	0- 0	0- 0	HOME	0- 0	0- 0	2- 0				
0- 6	0- 2	0- 1	AWAY	0- 0	0- 2	0- 1				
1- 2	0- 0	0- 0	NEUTRAL	0- 0	0- 0	1- 2				
5- 6	0- 0	0- 0	CONFERENCE	0- 1	0- 1	5- 4				
4- 1	0- 0	0- 0	HOME	0- 0	0- 0	4- 1				
1- 5	0- 0	0- 0	AWAY	0- 1	0- 1	1- 3				
0- 0	0- 0	0- 0	NEUTRAL	0- 0	0- 0	0- 0				

RPI 1-25				RPI 26-50				RPI 51-100				RPI 101+ Team's RPI: 241			
RPI	S	Opponent	Score	RPI	S	Opponent	Score	RPI	S	Opponent	Score	RPI	S	Opponent	Score
22	A	Mississippi St.	54 82	42	A	Indiana	56 88	91	A	UT Martin	50 77	110	A	Belmont	65 80
23	A	Kentucky	39 81									123	A	Youngstown St.	58 69
												138	A	Southern Ill.	70 79
												152	H	SIUE	73 61
												154	A	Illinois	43 98
												161	N	Fla. Atlantic	64 69
												198	A	Southeast Mo. St.	65 75
												208	H	Eastern Ky.	66 70
												221	N	Utah St.	46 63
												236	H	Texas Southern	72 56
												266	H	Austin Peay	66 58
												277	A	Jacksonville St.	55 69
												282	N	Alabama St.	74 64
												284	A	Tennessee Tech	60 70
												293	H	Murray St.	69 58
												298	H	Morehead St.	78 76
												333	H	Lipscomb	77 65
												338	A	Eastern Ill.	62 53
LAST 12 Division I GAMES:															
298	H	Morehead St.	78 76	293	H	Murray St.	69 58								
208	H	Eastern Ky.	66 70	266	H	Austin Peay	66 58								
277	A	Jacksonville St.	55 69	152	H	SIUE	73 61								
91	A	UT Martin	50 77	338	A	Eastern Ill.	62 53								
110	A	Belmont	65 80	198	A	Southeast Mo. St.	65 75								
284	A	Tennessee Tech	60 70	123	A	Youngstown St.	58 69								

Non-Div I Games: Lane 75 44 North Ala. 58 40

Tennessee St.

Loss, Non-Conf, S Site, H Home A Away N Neutral

Average RPI Win:	281	WON-LOST	WINNING	LAST 10	STRENGTH OF	OPP. STRENGTH	TEAM	ADJ.	CONF.	ADJ CONF.
Average RPI Loss:	155	RECORD	PCT. RANK	GAMES	SCHEDULE	OF SCHEDULE	RPI	RPI	RPI	RPI
DIV. I ONLY	7- 17	279	2- 8	213	227	284	284	24	24	
DIV. I NON-CONF.	4- 9	245	0- 1	145	166	248	248	23	23	
TOTALS	RPI 1-25	RPI 26-50	W-L RECORDS	RPI 51-100	RPI 101-150	RPI 150+				
7- 17	0- 1	0- 1	OVERALL	0- 3	0- 5	7- 7				
5- 8	0- 1	0- 0	HOME	0- 1	0- 3	5- 3				
2- 9	0- 0	0- 1	AWAY	0- 2	0- 2	2- 4				
0- 0	0- 0	0- 0	NEUTRAL	0- 0	0- 0	0- 0				
4- 9	0- 1	0- 1	NON-CONFERENCE	0- 2	0- 4	4- 1				
3- 5	0- 1	0- 0	HOME	0- 1	0- 2	3- 1				
1- 4	0- 0	0- 1	AWAY	0- 1	0- 2	1- 0				
0- 0	0- 0	0- 0	NEUTRAL	0- 0	0- 0	0- 0				
3- 8	0- 0	0- 0	CONFERENCE	0- 1	0- 1	3- 6				
2- 3	0- 0	0- 0	HOME	0- 0	0- 1	2- 2				
1- 5	0- 0	0- 0	AWAY	0- 1	0- 0	1- 4				
0- 0	0- 0	0- 0	NEUTRAL	0- 0	0- 0	0- 0				

RPI 1-25			RPI 26-50			RPI 51-100			RPI 101+ Team's RPI: 284		
RPI	S	Opponent	Score	RPI	S	Opponent	Score	RPI	S	Opponent	Score
17	H	Louisville	54 76	28	A	Georgia	48 81	52	H	Arkansas St.	55 77
								78	A	Middle Tenn.	53 69
								91	A	UT Martin	53 67
								110	H	Belmont	79 80
								127	H	Mercer	47 63
								135	A	Xavier	47 64
								136	H	Southern Miss.	57 69
								145	A	Northern Ky.	62 88
								152	H	SIUE	68 83
								198	H	Southeast Mo. St.	57 60
								208	A	Eastern Ky.	77 72
								235	H	Clemson	53 71
								241	H	Tennessee St.	70 60
								263	H	Georgia St.	72 65
								266	A	Austin Peay	75 91
								277	A	Jacksonville St.	46 55
								289	A	UNCG	73 64
								292	H	Wichita St.	54 48
								293	A	Murray St.	50 56
								298	A	Morehead St.	71 75
								333	H	Lipscomb	81 70
								338	H	Eastern Ill.	81 74
LAST 12 Division I GAMES:											
277	A	Jacksonville St.	46 55	91	A	UT Martin	53 67				
110	H	Belmont	79 80	266	A	Austin Peay	75 91				
298	A	Morehead St.	71 75	293	A	Murray St.	50 56				
208	A	Eastern Ky.	77 72	152	H	SIUE	68 83				
241	H	Tennessee St.	70 60	338	H	Eastern Ill.	81 74				
198	H	Southeast Mo. St.	57 60	28	A	Georgia	48 81				

Non-Div I Games:

Tennessee Tech

■ Loss,
■ Non-Conf,
■ S Site,
■ H Home
■ A Away
N Neutral

Average RPI Win:	121	WON-LOST	WINNING	LAST 10	STRENGTH OF	OPP. STRENGTH	TEAM	ADJ.	CONF.	ADJ CONF.
Average RPI Loss:	4	RECORD	PCT. RANK	GAMES	SCHEDULE	OF SCHEDULE	RPI	RPI	RPI	RPI
DIV. I ONLY	21- 1	5	9- 1	79	4	9	9	3	3	
DIV. I NON-CONF.	11- 0	1	1- 0	199	11	14	14	3	3	
TOTALS	RPI 1-25	RPI 26-50	W-L RECORDS	RPI 51-100	RPI 101-150	RPI 150+				
21- 1	4- 1	3- 0	OVERALL	3- 0	2- 0	9- 0				
11- 1	2- 1	1- 0	HOME	1- 0	1- 0	6- 0				
9- 0	2- 0	2- 0	AWAY	2- 0	0- 0	3- 0				
1- 0	0- 0	0- 0	NEUTRAL	0- 0	1- 0	0- 0				
11- 0	3- 0	0- 0	NON-CONFERENCE	0- 0	1- 0	7- 0				
7- 0	2- 0	0- 0	HOME	0- 0	0- 0	5- 0				
3- 0	1- 0	0- 0	AWAY	0- 0	0- 0	2- 0				
1- 0	0- 0	0- 0	NEUTRAL	0- 0	1- 0	0- 0				
10- 1	1- 1	3- 0	CONFERENCE	3- 0	1- 0	2- 0				
4- 1	0- 1	1- 0	HOME	1- 0	1- 0	1- 0				
6- 0	1- 0	2- 0	AWAY	2- 0	0- 0	1- 0				
0- 0	0- 0	0- 0	NEUTRAL	0- 0	0- 0	0- 0				

RPI	S	Opponent	Score	RPI	S	Opponent	Score	RPI	S	Opponent	Score	RPI	S	Opponent	Score
4	H	Baylor	67 80	32	H	Oklahoma	83 76	93	A	TCU	65 58	130	N	Arkansas	61 50
6	H	Stanford	77 69	36	A	West Virginia	65 54	94	A	Iowa St.	65 49	131	H	Texas Tech	86 62
15	A	Tennessee	64 53	44	A	Kansas St.	66 51	94	H	Iowa St.	75 54	167	H	Hampton	79 52
16	A	Oklahoma St.	78 48									171	A	Little Rock	66 56
22	H	Mississippi St.	53 47									173	H	Northwestern St.	86 33
												190	A	Kansas	75 38
												190	H	Kansas	70 46
												216	H	Canisius	92 62
												229	H	UTSA	90 53
												243	A	Rice	70 47
												257	H	Sam Houston St.	83 49
LAST 12 Division I GAMES:															
				94	A	Iowa St.	65 49	190	A	Kansas	75 38				
				44	A	Kansas St.	66 51	16	A	Oklahoma St.	78 48				
				190	H	Kansas	70 46	94	H	Iowa St.	75 54				
				32	H	Oklahoma	83 76	131	H	Texas Tech	86 62				
				93	A	TCU	65 58	36	A	West Virginia	65 54				
				4	H	Baylor	67 80	257	H	Sam Houston St.	83 49				

Non-Div I Games:

Texas

Average RPI Win:	116	WON-LOST	WINNING	LAST 10	STRENGTH OF	OPP. STRENGTH	TEAM	ADJ.	CONF.	ADJ CONF.
Average RPI Loss:	27	RECORD	PCT. RANK	GAMES	SCHEDULE	OF SCHEDULE	RPI	RPI	RPI	RPI
DIV. I ONLY	16- 7	70	6- 4	6	11	18	18	2	2	
DIV. I NON-CONF.	10- 3	61	2- 0	23	17	25	25	2	2	
TOTALS	RPI 1-25	RPI 26-50	W-L RECORDS	RPI 51-100	RPI 101-150	RPI 150+				
16- 7	1- 6	4- 0	OVERALL	2- 0	3- 1	6- 0				
10- 2	1- 2	2- 0	HOME	1- 0	1- 0	5- 0				
3- 3	0- 0	1- 0	AWAY	0- 0	2- 0	0- 0				
3- 2	0- 2	1- 0	NEUTRAL	1- 0	0- 0	1- 0				
10- 3	0- 3	2- 0	NON-CONFERENCE	2- 0	0- 0	6- 0				
6- 1	0- 1	0- 0	HOME	1- 0	0- 0	5- 0				
1- 0	0- 0	1- 0	AWAY	0- 0	0- 0	0- 0				
3- 2	0- 2	1- 0	NEUTRAL	1- 0	0- 0	1- 0				
6- 4	1- 3	2- 0	CONFERENCE	0- 0	3- 1	0- 0				
4- 1	1- 1	2- 0	HOME	0- 0	1- 0	0- 0				
2- 3	0- 2	0- 0	AWAY	0- 0	2- 1	0- 0				
0- 0	0- 0	0- 0	NEUTRAL	0- 0	0- 0	0- 0				

RPI 1-25				RPI 26-50				RPI 51-100				RPI 101+			
RPI	S	Opponent	Score	RPI	S	Opponent	Score	RPI	S	Opponent	Score	RPI	S	Opponent	Score
3	A	South Carolina	58 59	28	H	Georgia	73 62	74	N	California	75 58	118	A	LSU	53 35
3	H	South Carolina	63 70	32	N	Oklahoma	74 68	93	H	TCU	82 78	130	A	Arkansas	61 67
5	N	Ohio St.	80 95	33	H	Missouri	81 77					139	H	Ole Miss	81 58
12	N	BYU	64 72	41	A	Duke	72 66					150	A	Alabama	59 56
15	H	Tennessee	76 71									151	N	Hawaii	82 41
19	H	DePaul	66 80									157	H	SMU	67 55
20	A	Florida	81 83									171	H	Little Rock	69 39
												177	H	Southern U.	88 47
												201	H	Texas St.	87 50
												272	H	Prairie View	88 30
LAST 12 Division I GAMES:															
				15	H	Tennessee	76 71	139	H	Ole Miss	81 58				
				20	A	Florida	81 83	118	A	LSU	53 35				
				3	H	South Carolina	63 70	130	A	Arkansas	61 67				
				150	A	Alabama	59 56	28	H	Georgia	73 62				
				33	H	Missouri	81 77	272	H	Prairie View	88 30				
				3	A	South Carolina	58 59	171	H	Little Rock	69 39				

Average RPI Win:	289	WON-LOST	WINNING	LAST 10	STRENGTH OF	OPP. STRENGTH	TEAM	ADJ.	CONF.	ADJ CONF.
Average RPI Loss:	192	RECORD	PCT. RANK	GAMES	SCHEDULE	OF SCHEDULE	RPI	RPI	RPI	RPI
DIV. I ONLY	13- 7	97	9- 1	349	277	236	236	32	32	
DIV. I NON-CONF.	4- 6	201	2- 0	348	80	305	305	31	31	
TOTALS	RPI 1-25	RPI 26-50	W-L RECORDS	RPI 51-100	RPI 101-150	RPI 150+				
13- 7	0- 1	0- 0	OVERALL	0- 0	0- 1	13- 5				
6- 2	0- 0	0- 0	HOME	0- 0	0- 0	6- 2				
6- 5	0- 1	0- 0	AWAY	0- 0	0- 1	6- 3				
1- 0	0- 0	0- 0	NEUTRAL	0- 0	0- 0	1- 0				
4- 6	0- 1	0- 0	NON-CONFERENCE	0- 0	0- 1	4- 4				
1- 2	0- 0	0- 0	HOME	0- 0	0- 0	1- 2				
2- 4	0- 1	0- 0	AWAY	0- 0	0- 1	2- 2				
1- 0	0- 0	0- 0	NEUTRAL	0- 0	0- 0	1- 0				
9- 1	0- 0	0- 0	CONFERENCE	0- 0	0- 0	9- 1				
5- 0	0- 0	0- 0	HOME	0- 0	0- 0	5- 0				
4- 1	0- 0	0- 0	AWAY	0- 0	0- 0	4- 1				
0- 0	0- 0	0- 0	NEUTRAL	0- 0	0- 0	0- 0				

RPI 1-25			RPI 26-50			RPI 51-100			RPI 101+ Team's RPI: 236		
RPI	S	Opponent	Score	RPI	S	Opponent	Score	RPI	S	Opponent	Score
16	A	Oklahoma St.	52 87					118	A	LSU	36 86
								177	H	Southern U.	59 45
								190	A	Kansas	65 72
								229	A	UTSA	59 44
								230	A	Grambling	62 50
								240	H	Houston Baptist	65 77
								241	A	Tennessee St.	56 72
								243	A	Rice	69 66
								257	H	Sam Houston St.	51 53
								272	A	Prairie View	50 43
								272	H	Prairie View	72 65
								282	A	Alabama St.	51 57
								318	H	Alcorn	68 39
								328	H	A&M-Corpus Christi	51 43
								329	A	Jackson St.	62 36
								333	N	Lipscomb	66 62
								336	H	Ark.-Pine Bluff	57 30
								345	A	Alabama A&M	57 38
								348	H	Mississippi Val.	76 38
LAST 12 Division I GAMES:											
272	A	Prairie View	50 43	329	A	Jackson St.	62 36				
345	A	Alabama A&M	57 38	272	H	Prairie View	72 65				
282	A	Alabama St.	51 57	318	H	Alcorn	68 39				
336	H	Ark.-Pine Bluff	57 30	177	H	Southern U.	59 45				
348	H	Mississippi Val.	76 38	229	A	UTSA	59 44				
230	A	Grambling	62 50	243	A	Rice	69 66				

Non-Div I Games:

Texas Southern

■ Loss,
 ■ Non-Conf, S Site,
 ■ Home
 ■ Away
 N Neutral

Average RPI Win: 214	WON-LOST	WINNING	LAST 10	STRENGTH OF	OPP. STRENGTH	TEAM	ADJ.	CONF.	ADJ CONF.
Average RPI Loss: 147	RECORD	PCT. RANK	GAMES	SCHEDULE	OF SCHEDULE	RPI	RPI	RPI	RPI
DIV. I ONLY	8- 12	229	3- 7	170	150	201	201	16	16
DIV. I NON-CONF.	3- 5	218	0- 0	93	26	158	158	14	14
TOTALS	RPI 1-25	RPI 26-50	W-L RECORDS	RPI 51-100	RPI 101-150	RPI 150+			
8- 12	0- 1	0- 2	OVERALL	0- 2	1- 2	7- 5			
5- 2	0- 0	0- 0	HOME	0- 1	0- 1	5- 0			
3- 7	0- 1	0- 1	AWAY	0- 0	1- 0	2- 5			
0- 3	0- 0	0- 1	NEUTRAL	0- 1	0- 1	0- 0			
3- 5	0- 1	0- 2	NON-CONFERENCE	0- 1	0- 1	3- 0			
2- 0	0- 0	0- 0	HOME	0- 0	0- 0	2- 0			
1- 2	0- 1	0- 1	AWAY	0- 0	0- 0	1- 0			
0- 3	0- 0	0- 1	NEUTRAL	0- 1	0- 1	0- 0			
5- 7	0- 0	0- 0	CONFERENCE	0- 1	1- 1	4- 5			
3- 2	0- 0	0- 0	HOME	0- 1	0- 1	3- 0			
2- 5	0- 0	0- 0	AWAY	0- 0	1- 0	1- 5			
0- 0	0- 0	0- 0	NEUTRAL	0- 0	0- 0	0- 0			

RPI 1-25				RPI 26-50				RPI 51-100				RPI 101+ Team's RPI: 201			
RPI	S	Opponent	Score	RPI	S	Opponent	Score	RPI	S	Opponent	Score	RPI	S	Opponent	Score
18	A	Texas A&M	50 87	33	A	Missouri	56 82	52	H	Arkansas St.	59 74	125	A	La.-Lafayette	46 42
				41	N	Duke	34 85	94	N	Iowa St.	61 83	137	N	Idaho	55 75
												144	H	Texas-Arlington	48 80
												171	H	Little Rock	67 57
												191	A	Troy	79 112
												200	H	North Texas	64 62
												213	A	South Ala.	73 71
												229	H	UTSA	72 64
												237	A	Appalachian St.	71 90
												240	A	Houston Baptist	71 66
												263	A	Georgia St.	62 73
												263	H	Georgia St.	80 71
												270	A	Ga. Southern	64 78
												270	H	Ga. Southern	61 56
												280	A	La.-Monroe	59 63
LAST 12 Division I GAMES:															
144	H	Texas-Arlington	48 80	171	H	Little Rock	67 57								
270	A	Ga. Southern	64 78	191	A	Troy	79 112								
263	A	Georgia St.	62 73	213	A	South Ala.	73 71								
280	A	La.-Monroe	59 63	237	A	Appalachian St.	71 90								
125	A	La.-Lafayette	46 42	263	H	Georgia St.	80 71								
52	H	Arkansas St.	59 74	270	H	Ga. Southern	61 56								

Non-Div I Games: Tex. A&M-Commerce 80 60 St. Edward's 52 44

Texas St.

Loss, Non-Conf, S Site, H Home A Away N Neutral

Average RPI Win:	211	WON-LOST	WINNING	LAST 10	STRENGTH OF	OPP. STRENGTH	TEAM	ADJ.	CONF.	ADJ CONF.
Average RPI Loss:	40	RECORD	PCT. RANK	GAMES	SCHEDULE	OF SCHEDULE	RPI	RPI	RPI	RPI
DIV. I ONLY	11- 12	182	2- 8	47	66	131	131	3	3	
DIV. I NON-CONF.	9- 2	37	0- 0	220	266	98	98	3	3	
TOTALS	RPI 1-25	RPI 26-50	W-L RECORDS	RPI 51-100	RPI 101-150	RPI 150+				
11- 12	0- 4	0- 5	OVERALL	2- 3	1- 0	8- 0				
10- 4	0- 1	0- 2	HOME	2- 1	1- 0	7- 0				
0- 7	0- 0	0- 0	AWAY	0- 0	0- 0	0- 0				
1- 1	0- 0	0- 1	NEUTRAL	0- 0	0- 0	1- 0				
9- 2	0- 0	0- 1	NON-CONFERENCE	1- 1	1- 0	7- 0				
8- 0	0- 0	0- 0	HOME	1- 0	1- 0	6- 0				
0- 1	0- 0	0- 0	AWAY	0- 1	0- 0	0- 0				
1- 1	0- 0	0- 1	NEUTRAL	0- 0	0- 0	1- 0				
2- 10	0- 4	0- 4	CONFERENCE	1- 2	0- 0	1- 0				
2- 4	0- 1	0- 2	HOME	1- 1	0- 0	1- 0				
0- 6	0- 3	0- 2	AWAY	0- 1	0- 0	0- 0				
0- 0	0- 0	0- 0	NEUTRAL	0- 0	0- 0	0- 0				

RPI 1-25				RPI 26-50				RPI 51-100				RPI 101+ Team's RPI: 131			
RPI	S	Opponent	Score	RPI	S	Opponent	Score	RPI	S	Opponent	Score	RPI	S	Opponent	Score
4	A	Baylor	43 69	32	A	Oklahoma	53 92	63	H	Abilene Christian	71 65	137	H	Idaho	78 62
9	A	Texas	62 86	36	A	West Virginia	57 79	66	A	Santa Clara	70 75	153	N	Fordham	62 48
16	A	Oklahoma St.	57 70	36	H	West Virginia	42 69	93	A	TCU	48 69	190	H	Kansas	54 44
16	H	Oklahoma St.	46 69	37	N	Washington	73 77	93	H	TCU	69 78	199	H	Idaho St.	79 64
				44	H	Kansas St.	53 65	94	H	Iowa St.	69 66	230	H	Grambling	70 55
LAST 12 Division I GAMES:															
16	A	Oklahoma St.	57 70	94	H	Iowa St.	69 66								
36	H	West Virginia	42 69	93	A	TCU	48 69								
190	H	Kansas	54 44	36	A	West Virginia	57 79								
4	A	Baylor	43 69	16	H	Oklahoma St.	46 69								
44	H	Kansas St.	53 65	9	A	Texas	62 86								
32	A	Oklahoma	53 92	93	H	TCU	69 78								

Non-Div I Games:

Texas Tech

■ Loss,
■ Non-Conf,
■ S Site,
■ H Home
■ A Away
N Neutral

Average RPI Win:	239	WON-LOST	WINNING	LAST 10	STRENGTH OF	OPP. STRENGTH	TEAM	ADJ.	CONF.	ADJ CONF.
Average RPI Loss:	120	RECORD	PCT. RANK	GAMES	SCHEDULE	OF SCHEDULE	RPI	RPI	RPI	RPI
DIV. I ONLY	10- 11	186	5- 5	133	188	144	144	16	16	
DIV. I NON-CONF.	4- 5	193	0- 0	28	103	103	103	14	14	
TOTALS	RPI 1-25	RPI 26-50	W-L RECORDS	RPI 51-100	RPI 101-150	RPI 150+				
10- 11	0- 1	0- 2	OVERALL	0- 2	0- 1	10- 5				
2- 6	0- 0	0- 1	HOME	0- 2	0- 0	2- 3				
8- 5	0- 1	0- 1	AWAY	0- 0	0- 1	8- 2				
0- 0	0- 0	0- 0	NEUTRAL	0- 0	0- 0	0- 0				
4- 5	0- 1	0- 2	NON-CONFERENCE	0- 1	0- 0	4- 1				
1- 3	0- 0	0- 1	HOME	0- 1	0- 0	1- 1				
3- 2	0- 1	0- 1	AWAY	0- 0	0- 0	3- 0				
0- 0	0- 0	0- 0	NEUTRAL	0- 0	0- 0	0- 0				
6- 6	0- 0	0- 0	CONFERENCE	0- 1	0- 1	6- 4				
1- 3	0- 0	0- 0	HOME	0- 1	0- 0	1- 2				
5- 3	0- 0	0- 0	AWAY	0- 0	0- 1	5- 2				
0- 0	0- 0	0- 0	NEUTRAL	0- 0	0- 0	0- 0				

RPI 1-25				RPI 26-50				RPI 51-100				RPI 101+ Team's RPI: 144			
RPI	S	Opponent	Score	RPI	S	Opponent	Score	RPI	S	Opponent	Score	RPI	S	Opponent	Score
4	A	Baylor	20 62	29	H	Seton Hall	54 61	52	H	Arkansas St.	71 78	125	A	La.-Lafayette	52 63
				44	A	Kansas St.	41 61	56	H	Western Ky.	64 73	163	H	Jacksonville	56 54
												171	H	Little Rock	55 59
												172	H	McNeese St.	57 63
												191	A	Troy	71 88
												201	A	Texas St.	80 48
												213	A	South Ala.	55 59
												229	A	UTSA	51 47
												232	A	Stephen F. Austin	67 63
												237	A	Appalachian St.	76 45
												240	A	Houston Baptist	64 40
												263	A	Georgia St.	74 45
												263	H	Georgia St.	63 68
												270	A	Ga. Southern	53 41
												270	H	Ga. Southern	70 31
												280	A	La.-Monroe	60 50
LAST 12 Division I GAMES:															
201	A	Texas St.	80 48	52	H	Arkansas St.	71 78								
263	A	Georgia St.	74 45	213	A	South Ala.	55 59								
270	A	Ga. Southern	53 41	191	A	Troy	71 88								
125	A	La.-Lafayette	52 63	237	A	Appalachian St.	76 45								
280	A	La.-Monroe	60 50	270	H	Ga. Southern	70 31								
171	H	Little Rock	55 59	263	H	Georgia St.	63 68								

Non-Div I Games: Missouri Valley 96 30

Texas-Arlington

Average RPI Win:	236	WON-LOST	WINNING	LAST 10	STRENGTH OF	OPP. STRENGTH	TEAM	ADJ.	CONF.	ADJ CONF.
Average RPI Loss:	72	RECORD	PCT. RANK	GAMES	SCHEDULE	OF SCHEDULE	RPI	RPI	RPI	RPI
DIV. I ONLY	12- 9	128	7- 3	123	130	109	109	11	11	
DIV. I NON-CONF.	5- 6	180	2- 0	53	92	133	133	13	13	
TOTALS	RPI 1-25	RPI 26-50	W-L RECORDS	RPI 51-100	RPI 101-150	RPI 150+				
12- 9	0- 1	0- 2	OVERALL	1- 2	2- 4	9- 0				
6- 2	0- 0	0- 1	HOME	0- 0	1- 1	5- 0				
4- 5	0- 0	0- 0	AWAY	0- 0	1- 0	3- 0				
2- 2	0- 0	0- 0	NEUTRAL	1- 1	0- 1	1- 0				
5- 6	0- 1	0- 2	NON-CONFERENCE	1- 1	0- 2	4- 0				
2- 2	0- 0	0- 1	HOME	0- 0	0- 1	2- 0				
1- 2	0- 1	0- 1	AWAY	0- 0	0- 0	1- 0				
2- 2	0- 0	0- 0	NEUTRAL	1- 1	0- 1	1- 0				
7- 3	0- 0	0- 0	CONFERENCE	0- 1	2- 2	5- 0				
4- 0	0- 0	0- 0	HOME	0- 0	1- 0	3- 0				
3- 3	0- 0	0- 0	AWAY	0- 1	1- 2	2- 0				
0- 0	0- 0	0- 0	NEUTRAL	0- 0	0- 0	0- 0				

RPI 1-25				RPI 26-50				RPI 51-100				RPI 101+ Team's RPI: 109			
RPI	S	Opponent	Score	RPI	S	Opponent	Score	RPI	S	Opponent	Score	RPI	S	Opponent	Score
1	A	Notre Dame	39 74	34	A	St. Bonaventure	63 74	51	N	Albany (NY)	55 63	104	H	Arizona	59 62
				46	H	Dayton	57 83	54	A	Ball St.	69 75	107	A	Akron	71 81
								98	N	VCU	80 61	111	A	Eastern Mich.	41 59
												124	A	Western Mich.	80 68
												124	H	Western Mich.	80 73
												143	N	Harvard	70 76
												222	A	Ill.-Chicago	60 51
												228	N	Columbia	88 75
												231	H	Bowling Green	75 61
												251	A	Miami (OH)	55 50
												256	H	Northern Ill.	66 59
												302	H	Cleveland St.	66 53
												331	A	Kent St.	67 64
												331	H	Kent St.	73 67
												336	H	Ark.-Pine Bluff	74 47
LAST 12 Division I GAMES:															
331	A	Kent St.	67 64	251	A	Miami (OH)	55 50								
124	A	Western Mich.	80 68	124	H	Western Mich.	80 73								
231	H	Bowling Green	75 61	331	H	Kent St.	73 67								
111	A	Eastern Mich.	41 59	54	A	Ball St.	69 75								
107	A	Akron	71 81	336	H	Ark.-Pine Bluff	74 47								
256	H	Northern Ill.	66 59	222	A	Ill.-Chicago	60 51								

Non-Div I Games:

Toledo

■ Loss,
 ■ Non-Conf, S Site,
 ■ Home
 ■ Away
 N Neutral

Average RPI Win: 196	WON-LOST	WINNING	LAST 10	STRENGTH OF	OPP. STRENGTH	TEAM	ADJ.	CONF.	ADJ CONF.
Average RPI Loss: 169	RECORD	PCT. RANK	GAMES	SCHEDULE	OF SCHEDULE	RPI	RPI	RPI	RPI
DIV. I ONLY	5- 17	298	1- 9	190	204	290	290	13	13
DIV. I NON-CONF.	3- 8	258	1- 0	258	284	294	294	12	12
TOTALS	RPI 1-25	RPI 26-50	W-L RECORDS	RPI 51-100	RPI 101-150	RPI 150+			
5- 17	0- 0	0- 0	OVERALL	1- 5	0- 1	4- 11			
3- 7	0- 0	0- 0	HOME	1- 3	0- 0	2- 4			
1- 10	0- 0	0- 0	AWAY	0- 2	0- 1	1- 7			
1- 0	0- 0	0- 0	NEUTRAL	0- 0	0- 0	1- 0			
3- 8	0- 0	0- 0	NON-CONFERENCE	0- 2	0- 1	3- 5			
2- 2	0- 0	0- 0	HOME	0- 1	0- 0	2- 1			
0- 6	0- 0	0- 0	AWAY	0- 1	0- 1	0- 4			
1- 0	0- 0	0- 0	NEUTRAL	0- 0	0- 0	1- 0			
2- 9	0- 0	0- 0	CONFERENCE	1- 3	0- 0	1- 6			
1- 5	0- 0	0- 0	HOME	1- 2	0- 0	0- 3			
1- 4	0- 0	0- 0	AWAY	0- 1	0- 0	1- 3			
0- 0	0- 0	0- 0	NEUTRAL	0- 0	0- 0	0- 0			

RPI S	Opponent	Score	RPI S	Opponent	Score	RPI S	Opponent	Score	RPI S	Opponent	Score	Team's RPI: 290
						53	H James Madison	57 64	105	A Georgetown	46 82	
						55	H Auburn	52 74	164	A Cornell	60 88	
						71	H Elon	85 78	174	A Col. of Charleston	55 67	
						77	A Hofstra	60 64	175	A George Mason	76 88	
						77	H Hofstra	56 74	183	H UMBC	61 51	
						86	A Minnesota	86 105	193	A Delaware	64 69	
									193	H Delaware	62 66	
									194	A Northeastern	72 71	
									197	H William & Mary	54 73	
									227	N Western Ill.	83 77	
									239	A UNCW	51 53	
									239	H UNCW	49 52	
									253	H Coppin St.	69 81	
									291	A Rider	72 78	
									299	A North Florida	72 74	
									307	H UMKC	70 47	
LAST 12 Division I GAMES:												
			77	H Hofstra	56 74		193	A Delaware	64 69			
			193	H Delaware	62 66		71	H Elon	85 78			
			174	A Col. of Charleston	55 67		239	H UNCW	49 52			
			239	A UNCW	51 53		197	H William & Mary	54 73			
			77	A Hofstra	60 64		194	A Northeastern	72 71			
			53	H James Madison	57 64		307	H UMKC	70 47			

Non-Div I Games:

Towson

■ Loss,
 ■ Non-Conf,
 ■ S Site,
 ■ H Home
 ■ A Away
 N Neutral

Average RPI Win:	243	WON-LOST	WINNING	LAST 10	STRENGTH OF	OPP. STRENGTH	TEAM	ADJ.	CONF.	ADJ CONF.
Average RPI Loss:	144	RECORD	PCT. RANK	GAMES	SCHEDULE	OF SCHEDULE	RPI	RPI	RPI	RPI
DIV. I ONLY	8- 11	214	4- 6	159	250	191	191	16	16	
DIV. I NON-CONF.	3- 4	197	0- 0	196	326	157	157	14	14	
TOTALS	RPI 1-25	RPI 26-50	W-L RECORDS	RPI 51-100	RPI 101-150	RPI 150+				
8- 11	0- 0	0- 0	OVERALL	0- 3	1- 3	7- 5				
4- 3	0- 0	0- 0	HOME	0- 1	1- 0	3- 2				
4- 8	0- 0	0- 0	AWAY	0- 2	0- 3	4- 3				
0- 0	0- 0	0- 0	NEUTRAL	0- 0	0- 0	0- 0				
3- 4	0- 0	0- 0	NON-CONFERENCE	0- 1	0- 2	3- 1				
1- 0	0- 0	0- 0	HOME	0- 0	0- 0	1- 0				
2- 4	0- 0	0- 0	AWAY	0- 1	0- 2	2- 1				
0- 0	0- 0	0- 0	NEUTRAL	0- 0	0- 0	0- 0				
5- 7	0- 0	0- 0	CONFERENCE	0- 2	1- 1	4- 4				
3- 3	0- 0	0- 0	HOME	0- 1	1- 0	2- 2				
2- 4	0- 0	0- 0	AWAY	0- 1	0- 1	2- 2				
0- 0	0- 0	0- 0	NEUTRAL	0- 0	0- 0	0- 0				

RPI 1-25				RPI 26-50				RPI 51-100				RPI 101+				Team's RPI: 191	
RPI	S	Opponent	Score	RPI	S	Opponent	Score	RPI	S	Opponent	Score	RPI	S	Opponent	Score		
								52	A	Arkansas St.	80	94	110	A	Belmont	93	102
								52	H	Arkansas St.	81	101	121	A	Samford	69	73
								58	A	Vanderbilt	43	97	125	A	La.-Lafayette	53	56
												144	H	Texas-Arlington	88	71	
												169	A	UAB	67	89	
												171	A	Little Rock	64	79	
												171	H	Little Rock	78	71	
												201	H	Texas St.	112	79	
												213	H	South Ala.	71	75	
												237	H	Appalachian St.	81	96	
												263	A	Georgia St.	97	90	
												270	A	Ga. Southern	81	66	
												280	A	La.-Monroe	73	77	
												282	A	Alabama St.	73	59	
												304	A	Southeastern La.	100	90	
												309	H	Nicholls St.	104	51	
LAST 12 Division I GAMES:																	
				52	A	Arkansas St.	80	94	201	H	Texas St.	112	79				
				171	A	Little Rock	64	79	144	H	Texas-Arlington	88	71				
				237	H	Appalachian St.	81	96	270	A	Ga. Southern	81	66				
				213	H	South Ala.	71	75	263	A	Georgia St.	97	90				
				125	A	La.-Lafayette	53	56	171	H	Little Rock	78	71				
				280	A	La.-Monroe	73	77	52	H	Arkansas St.	81	101				

Non-Div I Games: West Ala. 103 72 Fort Valley St. 118 72

Troy

Average RPI Win:	187	WON-LOST	WINNING	LAST 10	STRENGTH OF	OPP. STRENGTH	TEAM	ADJ.	CONF.	ADJ CONF.
Average RPI Loss:	42	RECORD	PCT. RANK	GAMES	SCHEDULE	OF SCHEDULE	RPI	RPI	RPI	RPI
DIV. I ONLY	16- 8	87	6- 4	96	74	81	81	8	8	
DIV. I NON-CONF.	9- 3	69	0- 0	64	96	49	49	7	7	
TOTALS	RPI 1-25	RPI 26-50	W-L RECORDS	RPI 51-100	RPI 101-150	RPI 150+				
16- 8	0- 3	0- 3	OVERALL	2- 1	2- 1	12- 0				
10- 3	0- 1	0- 1	HOME	1- 1	1- 0	8- 0				
5- 3	0- 1	0- 1	AWAY	0- 0	1- 1	4- 0				
1- 2	0- 1	0- 1	NEUTRAL	1- 0	0- 0	0- 0				
9- 3	0- 2	0- 1	NON-CONFERENCE	2- 0	2- 0	5- 0				
7- 0	0- 0	0- 0	HOME	1- 0	1- 0	5- 0				
1- 1	0- 1	0- 0	AWAY	0- 0	1- 0	0- 0				
1- 2	0- 1	0- 1	NEUTRAL	1- 0	0- 0	0- 0				
7- 5	0- 1	0- 2	CONFERENCE	0- 1	0- 1	7- 0				
3- 3	0- 1	0- 1	HOME	0- 1	0- 0	3- 0				
4- 2	0- 0	0- 1	AWAY	0- 0	0- 1	4- 0				
0- 0	0- 0	0- 0	NEUTRAL	0- 0	0- 0	0- 0				

RPI 1-25				RPI 26-50				RPI 51-100 Team's RPI: 81				RPI 101+			
RPI	S	Opponent	Score	RPI	S	Opponent	Score	RPI	S	Opponent	Score	RPI	S	Opponent	Score
2	H	UConn	38 96	39	A	South Fla.	65 77	60	H	Temple	54 72	118	H	LSU	67 63
14	A	Florida St.	72 78	39	H	South Fla.	67 71	79	H	Saint Louis	66 58	119	A	Memphis	67 83
21	N	Green Bay	58 79	43	N	Rutgers	51 75	96	N	Virginia	67 62	139	A	Ole Miss	61 59
												157	A	SMU	54 42
												170	A	East Carolina	66 51
												170	H	East Carolina	78 73
												171	H	Little Rock	69 53
												172	H	McNeese St.	74 55
												177	H	Southern U.	77 48
												181	A	Tulsa	71 47
												242	A	Houston	59 56
												242	H	Houston	70 48
												259	H	UCF	75 54
												289	H	UNCG	74 53
												329	H	Jackson St.	92 49
LAST 12 Division I GAMES:															
39	A	South Fla.	65 77	181	A	Tulsa	71 47								
242	A	Houston	59 56	39	H	South Fla.	67 71								
2	H	UConn	38 96	259	H	UCF	75 54								
60	H	Temple	54 72	170	A	East Carolina	66 51								
170	H	East Carolina	78 73	119	A	Memphis	67 83								
157	A	SMU	54 42	242	H	Houston	70 48								

Non-Div I Games:

Tulane

■ Loss,
 ■ Non-Conf, S Site,
 ■ Home
 ■ Away
 N Neutral

Average RPI Win: 174	WON-LOST	WINNING	LAST 10	STRENGTH OF	OPP. STRENGTH	TEAM	ADJ.	CONF.	ADJ CONF.
Average RPI Loss: 113	RECORD	PCT. RANK	GAMES	SCHEDULE	OF SCHEDULE	RPI	RPI	RPI	RPI
DIV. I ONLY	8- 15	251	3- 7	90	72	181	181	8	8
DIV. I NON-CONF.	3- 8	258	0- 0	113	99	210	210	7	7
TOTALS	RPI 1-25	RPI 26-50	W-L RECORDS	RPI 51-100	RPI 101-150	RPI 150+			
8- 15	0- 2	0- 2	OVERALL	0- 4	2- 2	6- 5			
3- 8	0- 1	0- 2	HOME	0- 1	0- 1	3- 3			
5- 5	0- 1	0- 0	AWAY	0- 2	2- 1	3- 1			
0- 2	0- 0	0- 0	NEUTRAL	0- 1	0- 0	0- 1			
3- 8	0- 0	0- 2	NON-CONFERENCE	0- 2	1- 1	2- 3			
1- 4	0- 0	0- 2	HOME	0- 0	0- 0	1- 2			
2- 2	0- 0	0- 0	AWAY	0- 1	1- 1	1- 0			
0- 2	0- 0	0- 0	NEUTRAL	0- 1	0- 0	0- 1			
5- 7	0- 2	0- 0	CONFERENCE	0- 2	1- 1	4- 2			
2- 4	0- 1	0- 0	HOME	0- 1	0- 1	2- 1			
3- 3	0- 1	0- 0	AWAY	0- 1	1- 0	2- 1			
0- 0	0- 0	0- 0	NEUTRAL	0- 0	0- 0	0- 0			

RPI	S	Opponent	Score	RPI	S	Opponent	Score	RPI	S	Opponent	Score	RPI	S	Opponent	Score	RPI	S	Opponent	Score	Team's RPI: 181
2	A	UConn	35 95	32	H	Oklahoma	62 75	60	A	Temple	46 66	119	A	Memphis	65 59					
2	H	UConn	30 94	44	H	Kansas St.	67 75	79	A	Saint Louis	73 82	119	H	Memphis	58 69					
								81	H	Tulane	47 71	130	A	Arkansas	74 67					
								97	N	Drake	80 91	131	A	UNI	59 75					
												157	H	SMU	56 54					
												159	H	Oral Roberts	53 59					
												170	A	East Carolina	55 54					
												170	H	East Carolina	81 79					
												171	A	Little Rock	74 63					
												175	N	George Mason	63 64					
												207	H	Cincinnati	53 55					
												230	H	Grambling	79 51					
												242	A	Houston	79 62					
												247	H	Indiana St.	63 67					
												259	A	UCF	74 75					
LAST 12 Division I GAMES:																				
170	A	East Carolina	55 54	207	H	Cincinnati	53 55													
259	A	UCF	74 75	119	A	Memphis	65 59													
2	H	UConn	30 94	60	A	Temple	46 66													
119	H	Memphis	58 69	2	A	UConn	35 95													
242	A	Houston	79 62	157	H	SMU	56 54													
81	H	Tulane	47 71	170	H	East Carolina	81 79													

Non-Div I Games:

Tulsa

■ Loss,
 ■ Non-Conf,
 ■ S Site,
 ■ Home
 ■ A Away
 N Neutral

Average RPI Win:	220	WON-LOST	WINNING	LAST 10	STRENGTH OF	OPP. STRENGTH	TEAM	ADJ.	CONF.	ADJ CONF.
Average RPI Loss:	113	RECORD	PCT. RANK	GAMES	SCHEDULE	OF SCHEDULE	RPI	RPI	RPI	RPI
DIV. I ONLY	11- 11	167	4- 6	172	147	169	169	12	12	
DIV. I NON-CONF.	7- 4	110	1- 0	216	255	134	134	10	10	
TOTALS	RPI 1-25	RPI 26-50	W-L RECORDS	RPI 51-100	RPI 101-150	RPI 150+				
11- 11	0- 2	0- 1	OVERALL	1- 3	1- 2	9- 3				
7- 2	0- 0	0- 0	HOME	1- 1	1- 1	5- 0				
3- 8	0- 2	0- 0	AWAY	0- 2	0- 1	3- 3				
1- 1	0- 0	0- 1	NEUTRAL	0- 0	0- 0	1- 0				
7- 4	0- 1	0- 1	NON-CONFERENCE	0- 1	1- 1	6- 0				
5- 0	0- 0	0- 0	HOME	0- 0	1- 0	4- 0				
1- 3	0- 1	0- 0	AWAY	0- 1	0- 1	1- 0				
1- 1	0- 0	0- 1	NEUTRAL	0- 0	0- 0	1- 0				
4- 7	0- 1	0- 0	CONFERENCE	1- 2	0- 1	3- 3				
2- 2	0- 0	0- 0	HOME	1- 1	0- 1	1- 0				
2- 5	0- 1	0- 0	AWAY	0- 1	0- 0	2- 3				
0- 0	0- 0	0- 0	NEUTRAL	0- 0	0- 0	0- 0				

RPI 1-25				RPI 26-50				RPI 51-100				RPI 101+ Team's RPI: 169			
RPI	S	Opponent	Score	RPI	S	Opponent	Score	RPI	S	Opponent	Score	RPI	S	Opponent	Score
14	A	Florida St.	44 84	40	N	North Carolina St.	56 67	55	A	Auburn	71 85	110	A	Belmont	62 63
25	A	UTEP	54 62					56	H	Western Ky.	49 63	121	H	Samford	61 41
								78	A	Middle Tenn.	40 68	134	H	Marshall	61 64
								90	H	Charlotte	75 57	158	H	Old Dominion	58 55
												161	A	Fla. Atlantic	67 62
												191	H	Troy	89 67
												200	A	North Texas	51 53
												213	A	South Ala.	53 39
												229	A	UTSA	52 54
												243	A	Rice	64 55
												245	N	High Point	56 46
												306	A	FIU	61 72
												313	H	South Carolina St.	71 38
												336	H	Ark.-Pine Bluff	82 32
												348	H	Mississippi Val.	80 33
LAST 12 Division I GAMES:															
161	A	Fla. Atlantic	67 62	90	H	Charlotte	75 57	158	H	Old Dominion	58 55	25	A	UTEP	54 62
306	A	FIU	61 72	56	H	Western Ky.	49 63	229	A	UTSA	52 54	78	A	Middle Tenn.	40 68
134	H	Marshall	61 64	200	A	North Texas	51 53	78	A	Middle Tenn.	40 68	121	H	Samford	61 41
56	H	Western Ky.	49 63	243	A	Rice	64 55								

Non-Div I Games:

UAB

■ Loss,
■ Non-Conf,
■ S Site,
■ H Home
■ A Away
N Neutral

Average RPI Win:	253	WON-LOST	WINNING	LAST 10	STRENGTH OF	OPP. STRENGTH	TEAM	ADJ.	CONF.	ADJ CONF.
Average RPI Loss:	139	RECORD	PCT. RANK	GAMES	SCHEDULE	OF SCHEDULE	RPI	RPI	RPI	RPI
DIV. I ONLY	12- 9	128	7- 3	311	170	196	196	22	22	
DIV. I NON-CONF.	6- 6	160	1- 2	282	88	204	204	22	22	
TOTALS	RPI 1-25	RPI 26-50	W-L RECORDS	RPI 51-100	RPI 101-150	RPI 150+				
12- 9	0- 1	1- 0	OVERALL	0- 3	0- 2	11- 3				
4- 4	0- 1	0- 0	HOME	0- 0	0- 2	4- 1				
8- 3	0- 0	1- 0	AWAY	0- 2	0- 0	7- 1				
0- 2	0- 0	0- 0	NEUTRAL	0- 1	0- 0	0- 1				
6- 6	0- 1	1- 0	NON-CONFERENCE	0- 2	0- 1	5- 2				
1- 3	0- 1	0- 0	HOME	0- 0	0- 1	1- 1				
5- 1	0- 0	1- 0	AWAY	0- 1	0- 0	4- 0				
0- 2	0- 0	0- 0	NEUTRAL	0- 1	0- 0	0- 1				
6- 3	0- 0	0- 0	CONFERENCE	0- 1	0- 1	6- 1				
3- 1	0- 0	0- 0	HOME	0- 0	0- 1	3- 0				
3- 2	0- 0	0- 0	AWAY	0- 1	0- 0	3- 1				
0- 0	0- 0	0- 0	NEUTRAL	0- 0	0- 0	0- 0				

RPI 1-25			RPI 26-50			RPI 51-100			RPI 101+ Team's RPI: 196		
RPI	S	Opponent	Score	RPI	S	Opponent	Score	RPI	S	Opponent	Score
6	H	Stanford	45 74	49	A	St. Mary's (CA)	78 71	51	N	Albany (NY)	70 80
								69	A	UC Riverside	73 80
								70	A	Utah	58 88
								140	H	Pacific	53 66
								149	H	Long Beach St.	62 75
								151	H	Hawaii	60 58
								192	A	Cal Poly	75 57
								205	H	Sacramento St.	77 92
								220	A	Utah Valley	59 55
								261	A	San Diego St.	65 54
								267	A	UC Santa Barbara	59 66
								267	H	UC Santa Barbara	80 51
								281	A	Portland	72 47
								283	A	CSUN	75 52
								297	N	Florida A&M	58 61
								322	A	Portland St.	82 70
								323	H	UC Irvine	74 61
								340	A	Cal St. Fullerton	63 59
								343	H	Air Force	66 40
LAST 12 Division I GAMES:											
340	A	Cal St. Fullerton	63 59	323	H	UC Irvine	74 61				
69	A	UC Riverside	73 80	151	H	Hawaii	60 58				
267	H	UC Santa Barbara	80 51	283	A	CSUN	75 52				
149	H	Long Beach St.	62 75	220	A	Utah Valley	59 55				
192	A	Cal Poly	75 57	70	A	Utah	58 88				
267	A	UC Santa Barbara	59 66	297	N	Florida A&M	58 61				

Non-Div I Games: Cal St. Monterey Ba91 36

UC Davis

■ Loss,
 ■ Non-Conf,
 ■ S Site,
 ■ Home
 ■ A Away
 N Neutral

Average RPI Win:	328	WON-LOST	WINNING	LAST 10	STRENGTH OF	OPP. STRENGTH	TEAM	ADJ.	CONF.	ADJ CONF.
Average RPI Loss:	162	RECORD	PCT. RANK	GAMES	SCHEDULE	OF SCHEDULE	RPI	RPI	RPI	RPI
DIV. I ONLY	3- 19	334	1- 9	278	166	323	323	22	22	
DIV. I NON-CONF.	2- 11	306	0- 3	293	71	321	321	22	22	
TOTALS	RPI 1-25	RPI 26-50	W-L RECORDS	RPI 51-100	RPI 101-150	RPI 150+				
3- 19	0- 1	0- 3	OVERALL	0- 1	0- 1	3- 13				
1- 7	0- 0	0- 1	HOME	0- 0	0- 1	1- 5				
2- 11	0- 0	0- 0	AWAY	0- 0	0- 0	2- 1				
0- 1	0- 0	0- 1	NEUTRAL	0- 0	0- 0	0- 0				
2- 11	0- 1	0- 3	NON-CONFERENCE	0- 0	0- 0	2- 7				
1- 3	0- 0	0- 1	HOME	0- 0	0- 0	1- 2				
1- 7	0- 1	0- 1	AWAY	0- 0	0- 0	1- 5				
0- 1	0- 0	0- 1	NEUTRAL	0- 0	0- 0	0- 0				
1- 8	0- 0	0- 0	CONFERENCE	0- 1	0- 1	1- 6				
0- 4	0- 0	0- 0	HOME	0- 0	0- 1	0- 3				
1- 4	0- 0	0- 0	AWAY	0- 1	0- 0	1- 3				
0- 0	0- 0	0- 0	NEUTRAL	0- 0	0- 0	0- 0				

RPI	S	Opponent	Score	RPI	S	Opponent	Score	RPI	S	Opponent	Score	RPI	S	Opponent	Score	Team's RPI: 323
10	A	UCLA	48 83	26	A	Southern California	56 75	69	A	UC Riverside	69 93	149	H	Long Beach St.	65 71	
				30	H	St. John's (NY)	63 85					151	A	Hawaii	35 59	
				47	N	Princeton	42 83					151	H	Hawaii	65 83	
												180	A	UNLV	52 72	
												192	A	Cal Poly	38 50	
												192	H	Cal Poly	54 72	
												196	A	UC Davis	61 74	
												205	A	Sacramento St.	78 126	
												210	A	San Jose St.	58 79	
												233	H	Grand Canyon	53 58	
												244	A	Loyola Marymount	50 95	
												246	A	CSU Bakersfield	39 65	
												260	H	Northern Ariz.	55 71	
												283	H	CSUN	64 83	
												313	H	Nevada	68 64	
												330	A	Southern Utah	63 58	
												340	A	Cal St. Fullerton	62 58	
LAST 12 Division I GAMES:																
192	A	Cal Poly	38 50	196	A	UC Davis	61 74									
151	A	Hawaii	35 59	192	H	Cal Poly	54 72									
283	H	CSUN	64 83	69	A	UC Riverside	69 93									
340	A	Cal St. Fullerton	62 58	246	A	CSU Bakersfield	39 65									
151	H	Hawaii	65 83	26	A	Southern California	56 75									
149	H	Long Beach St.	65 71	205	A	Sacramento St.	78 126									

Non-Div I Games: San Diego Christian78 49

UC Irvine

■ Loss,
 ■ Non-Conf,
 ■ S Site,
 ■ Home
 ■ A Away
 N Neutral

UC Riverside

Through Games Of Feb. 9, 2016

Average RPI Win:	225	WON-LOST	WINNING	LAST 10	STRENGTH OF	OPP. STRENGTH	TEAM	ADJ.	CONF.	ADJ CONF.
Average RPI Loss:	48	RECORD	PCT. RANK	GAMES	SCHEDULE	OF SCHEDULE	RPI	RPI	RPI	RPI
DIV. I ONLY	15- 7	81	9- 1	119	152	69	69	22	22	
DIV. I NON-CONF.	7- 7	160	2- 2	75	63	93	93	22	22	
TOTALS	RPI 1-25	RPI 26-50	W-L RECORDS	RPI 51-100	RPI 101-150	RPI 150+				
15- 7	0- 3	0- 1	OVERALL	0- 2	2- 1	13- 0				
8- 1	0- 1	0- 0	HOME	0- 0	1- 0	7- 0				
6- 6	0- 2	0- 1	AWAY	0- 2	1- 1	5- 0				
1- 0	0- 0	0- 0	NEUTRAL	0- 0	0- 0	1- 0				
7- 7	0- 3	0- 1	NON-CONFERENCE	0- 2	1- 1	6- 0				
3- 1	0- 1	0- 0	HOME	0- 0	1- 0	2- 0				
3- 6	0- 2	0- 1	AWAY	0- 2	0- 1	3- 0				
1- 0	0- 0	0- 0	NEUTRAL	0- 0	0- 0	1- 0				
8- 0	0- 0	0- 0	CONFERENCE	0- 0	1- 0	7- 0				
5- 0	0- 0	0- 0	HOME	0- 0	0- 0	5- 0				
3- 0	0- 0	0- 0	AWAY	0- 0	1- 0	2- 0				
0- 0	0- 0	0- 0	NEUTRAL	0- 0	0- 0	0- 0				

RPI 1-25				RPI 26-50				RPI 51-100 Team's RPI: 69				RPI 101+			
RPI	S	Opponent	Score	RPI	S	Opponent	Score	RPI	S	Opponent	Score	RPI	S	Opponent	Score
7	A	Oregon St.	65 86	37	A	Washington	43 78	61	A	Oregon	81 95	120	A	San Francisco	76 88
10	H	UCLA	56 70					74	A	California	58 64	122	H	Fresno St.	86 68
25	A	UTEP	57 68									149	A	Long Beach St.	78 60
												151	A	Hawaii	77 74
												192	H	Cal Poly	93 83
												196	H	UC Davis	80 73
												198	N	Southeast Mo. St.	85 67
												233	A	Grand Canyon	85 67
												244	H	Loyola Marymount	80 62
												246	H	CSU Bakersfield	81 61
												249	A	Seattle	92 70
												261	A	San Diego St.	85 68
												267	A	UC Santa Barbara	83 53
												267	H	UC Santa Barbara	92 81
												283	H	CSUN	83 76
												323	H	UC Irvine	93 69
LAST 12 Division I GAMES:															
283	H	CSUN	83 76	267	A	UC Santa Barbara	83 53								
196	H	UC Davis	80 73	323	H	UC Irvine	93 69								
192	H	Cal Poly	93 83	233	A	Grand Canyon	85 67								
267	H	UC Santa Barbara	92 81	10	H	UCLA	56 70								
151	A	Hawaii	77 74	249	A	Seattle	92 70								
149	A	Long Beach St.	78 60	37	A	Washington	43 78								

Non-Div I Games:

UC Riverside

■ Loss,
 ■ Non-Conf,
 ■ S Site,
 ■ Home
 ■ A Away
 N Neutral

Average RPI Win:	271	WON-LOST	WINNING	LAST 10	STRENGTH OF	OPP. STRENGTH	TEAM	ADJ.	CONF.	ADJ CONF.
Average RPI Loss:	138	RECORD	PCT. RANK	GAMES	SCHEDULE	OF SCHEDULE	RPI	RPI	RPI	RPI
DIV. I ONLY	7- 15	265	6- 4	193	231	267	267	22	22	
DIV. I NON-CONF.	2- 11	306	1- 1	180	221	304	304	22	22	
TOTALS	RPI 1-25	RPI 26-50	W-L RECORDS	RPI 51-100	RPI 101-150	RPI 150+				
7- 15	0- 0	0- 0	OVERALL	0- 6	0- 3	7- 6				
5- 5	0- 0	0- 0	HOME	0- 2	0- 0	5- 3				
2- 10	0- 0	0- 0	AWAY	0- 4	0- 3	2- 3				
0- 0	0- 0	0- 0	NEUTRAL	0- 0	0- 0	0- 0				
2- 11	0- 0	0- 0	NON-CONFERENCE	0- 4	0- 3	2- 4				
2- 3	0- 0	0- 0	HOME	0- 1	0- 0	2- 2				
0- 8	0- 0	0- 0	AWAY	0- 3	0- 3	0- 2				
0- 0	0- 0	0- 0	NEUTRAL	0- 0	0- 0	0- 0				
5- 4	0- 0	0- 0	CONFERENCE	0- 2	0- 0	5- 2				
3- 2	0- 0	0- 0	HOME	0- 1	0- 0	3- 1				
2- 2	0- 0	0- 0	AWAY	0- 1	0- 0	2- 1				
0- 0	0- 0	0- 0	NEUTRAL	0- 0	0- 0	0- 0				

RPI S	Opponent	Score	RPI S	Opponent	Score	RPI S	Opponent	Score	RPI S	Opponent	Score	Team's RPI: 267
						61	A Oregon	51 79	118	A LSU	50 68	
						66	A Santa Clara	48 66	125	A La.-Lafayette	42 61	
						66	H Santa Clara	37 48	137	A Idaho	42 64	
						67	A Washington St.	44 61	151	H Hawaii	62 63	
						69	A UC Riverside	81 92	182	H UTRGV	60 62	
						69	H UC Riverside	53 83	192	H Cal Poly	78 67	
									196	A UC Davis	51 80	
									196	H UC Davis	66 59	
									244	H Loyola Marymount	63 70	
									246	H CSU Bakersfield	61 60	
									252	A Wyoming	67 76	
									268	A Pepperdine	69 71	
									283	A CSUN	65 49	
									298	H Morehead St.	93 78	
									340	A Cal St. Fullerton	65 47	
									340	H Cal St. Fullerton	79 49	
LAST 12 Division I GAMES:												
151	H Hawaii	62 63	340	A Cal St. Fullerton	65 47							
340	H Cal St. Fullerton	79 49	69	H UC Riverside	53 83							
196	A UC Davis	51 80	192	H Cal Poly	78 67							
69	A UC Riverside	81 92	298	H Morehead St.	93 78							
196	H UC Davis	66 59	66	A Santa Clara	48 66							
283	A CSUN	65 49	125	A La.-Lafayette	42 61							

Non-Div I Games: La Verne 89 41

UC Santa Barbara

■ Loss,
■ Non-Conf,
■ S Site,
■ H Home
■ A Away
N Neutral

Average RPI Win:	241	WON-LOST	WINNING	LAST 10	STRENGTH OF	OPP. STRENGTH	TEAM	ADJ.	CONF.	ADJ CONF.
Average RPI Loss:	114	RECORD	PCT. RANK	GAMES	SCHEDULE	OF SCHEDULE	RPI	RPI	RPI	RPI
DIV. I ONLY	5- 18	305	2- 8	135	82	259	259	8	8	
DIV. I NON-CONF.	3- 8	258	0- 0	150	150	253	253	7	7	
TOTALS	RPI 1-25	RPI 26-50	W-L RECORDS	RPI 51-100	RPI 101-150	RPI 150+				
5- 18	0- 3	0- 3	OVERALL	0- 2	0- 3	5- 7				
3- 8	0- 1	0- 2	HOME	0- 1	0- 1	3- 3				
2- 9	0- 1	0- 1	AWAY	0- 1	0- 2	2- 4				
0- 1	0- 1	0- 0	NEUTRAL	0- 0	0- 0	0- 0				
3- 8	0- 2	0- 1	NON-CONFERENCE	0- 0	0- 2	3- 3				
2- 4	0- 1	0- 1	HOME	0- 0	0- 1	2- 1				
1- 3	0- 0	0- 0	AWAY	0- 0	0- 1	1- 2				
0- 1	0- 1	0- 0	NEUTRAL	0- 0	0- 0	0- 0				
2- 10	0- 1	0- 2	CONFERENCE	0- 2	0- 1	2- 4				
1- 4	0- 0	0- 1	HOME	0- 1	0- 0	1- 2				
1- 6	0- 1	0- 1	AWAY	0- 1	0- 1	1- 2				
0- 0	0- 0	0- 0	NEUTRAL	0- 0	0- 0	0- 0				

RPI	S	Opponent	Score	RPI	S	Opponent	Score	RPI	S	Opponent	Score	RPI	S	Opponent	Score	Team's RPI: 259
2	A	UConn	51 106	30	H	St. John's (NY)	42 70	60	H	Temple	63 71	107	A	Akron	54 74	
16	H	Oklahoma St.	55 74	39	A	South Fla.	63 108	81	A	Tulane	54 75	119	A	Memphis	59 75	
20	N	Florida	79 93	39	H	South Fla.	49 88					133	H	Buffalo	60 66	
												157	A	SMU	50 65	
												170	H	East Carolina	56 71	
												178	A	Stetson	68 83	
												181	H	Tulsa	75 74	
												189	H	Butler	63 71	
												207	A	Cincinnati	80 60	
												207	H	Cincinnati	50 68	
												213	A	South Ala.	77 36	
												242	A	Houston	55 64	
												264	A	Omaha	60 75	
												297	H	Florida A&M	93 55	
												306	H	FIU	89 72	
LAST 12 Division I GAMES:																
157	A	SMU	50 65	207	A	Cincinnati	80 60									
242	A	Houston	55 64	60	H	Temple	63 71									
181	H	Tulsa	75 74	81	A	Tulane	54 75									
119	A	Memphis	59 75	170	H	East Carolina	56 71									
39	H	South Fla.	49 88	39	A	South Fla.	63 108									
2	A	UConn	51 106	207	H	Cincinnati	50 68									

Non-Div I Games:

UCF

■ Loss,
 ■ Non-Conf,
 ■ S Site,
 ■ Home
 ■ A Away
 N Neutral

Average RPI Win:	104	WON-LOST	WINNING	LAST 10	STRENGTH OF	OPP. STRENGTH	TEAM	ADJ.	CONF.	ADJ CONF.
Average RPI Loss:	25	RECORD	PCT. RANK	GAMES	SCHEDULE	OF SCHEDULE	RPI	RPI	RPI	RPI
DIV. I ONLY	17- 6	52	7- 3	8	2	10	10	1	1	
DIV. I NON-CONF.	8- 2	51	0- 0	20	23	12	12	1	1	
TOTALS	RPI 1-25	RPI 26-50	W-L RECORDS	RPI 51-100	RPI 101-150	RPI 150+				
17- 6	2- 3	2- 2	OVERALL	7- 1	1- 0	5- 0				
9- 1	2- 1	2- 0	HOME	3- 0	0- 0	2- 0				
7- 4	0- 0	0- 0	AWAY	4- 0	1- 0	2- 0				
1- 1	0- 1	0- 0	NEUTRAL	0- 0	0- 0	1- 0				
8- 2	0- 2	1- 0	NON-CONFERENCE	3- 0	0- 0	4- 0				
4- 1	0- 1	1- 0	HOME	1- 0	0- 0	2- 0				
3- 0	0- 0	0- 0	AWAY	2- 0	0- 0	1- 0				
1- 1	0- 1	0- 0	NEUTRAL	0- 0	0- 0	1- 0				
9- 4	2- 1	1- 2	CONFERENCE	4- 1	1- 0	1- 0				
5- 0	2- 0	1- 0	HOME	2- 0	0- 0	0- 0				
4- 4	0- 1	0- 2	AWAY	2- 1	1- 0	1- 0				
0- 0	0- 0	0- 0	NEUTRAL	0- 0	0- 0	0- 0				

RPI	S	Opponent	Score	RPI	S	Opponent	Score	RPI	S	Opponent	Score	RPI	S	Opponent	Score
1	N	Notre Dame	84 92	26	A	Southern California	68 71	53	H	James Madison	90 61	104	A	Arizona	73 39
3	H	South Carolina	65 68	26	H	Southern California	78 73	61	H	Oregon	80 69	166	N	Louisiana Tech	68 57
6	H	Stanford	56 36	30	H	St. John's (NY)	73 58	67	A	Washington St.	75 73	179	A	Colorado	82 64
7	H	Oregon St.	71 51	37	A	Washington	56 64	69	A	UC Riverside	70 56	205	A	Sacramento St.	109 76
8	A	Arizona St.	61 65					70	A	Utah	69 63	246	H	CSU Bakersfield	82 68
								74	A	California	104 108	323	H	UC Irvine	83 48
								74	H	California	75 56				
								75	A	Michigan	86 77				
LAST 12 Division I GAMES:															
104	A	Arizona	73 39	67	A	Washington St.	75 73								
8	A	Arizona St.	61 65	37	A	Washington	56 64								
70	A	Utah	69 63	26	A	Southern California	68 71								
179	A	Colorado	82 64	7	H	Oregon St.	71 51								
6	H	Stanford	56 36	61	H	Oregon	80 69								
74	H	California	75 56	26	H	Southern California	78 73								

Non-Div I Games:

UCLA

■ Loss,
■ Non-Conf,
■ S Site,
■ Home
■ A Away
N Neutral

Average RPI Win:	107	WON-LOST	WINNING	LAST 10	STRENGTH OF	OPP. STRENGTH	TEAM	ADJ.	CONF.	ADJ CONF.
Average RPI Loss:	0	RECORD	PCT. RANK	GAMES	SCHEDULE	OF SCHEDULE	RPI	RPI	RPI	RPI
DIV. I ONLY	23- 0	1	10- 0	26	17	2	2	8	8	
DIV. I NON-CONF.	11- 0	1	1- 0	1	1	1	1	7	7	
TOTALS	RPI 1-25		RPI 26-50	W-L RECORDS	RPI 51-100	RPI 101-150	RPI 150+			
23- 0	6- 0		2- 0	OVERALL	4- 0	3- 0	8- 0			
9- 0	1- 0		1- 0	HOME	2- 0	2- 0	3- 0			
12- 0	3- 0		1- 0	AWAY	2- 0	1- 0	5- 0			
2- 0	2- 0		0- 0	NEUTRAL	0- 0	0- 0	0- 0			
11- 0	6- 0		1- 0	NON-CONFERENCE	2- 0	1- 0	1- 0			
4- 0	1- 0		1- 0	HOME	1- 0	1- 0	0- 0			
5- 0	3- 0		0- 0	AWAY	1- 0	0- 0	1- 0			
2- 0	2- 0		0- 0	NEUTRAL	0- 0	0- 0	0- 0			
12- 0	0- 0		1- 0	CONFERENCE	2- 0	2- 0	7- 0			
5- 0	0- 0		0- 0	HOME	1- 0	1- 0	3- 0			
7- 0	0- 0		1- 0	AWAY	1- 0	1- 0	4- 0			
0- 0	0- 0		0- 0	NEUTRAL	0- 0	0- 0	0- 0			

RPI	S	Opponent	Score	RPI	S	Opponent	Score	RPI	S	Opponent	Score	RPI	S	Opponent	Score
1	H	Notre Dame	91 81	39	A	South Fla.	75 59	57	A	Chattanooga	79 31	118	H	LSU	86 40
3	A	South Carolina	66 54	44	H	Kansas St.	97 57	60	H	Temple	104 49	119	A	Memphis	86 46
5	A	Ohio St.	100 56					73	H	Nebraska	88 46	119	H	Memphis	83 40
11	N	Maryland	83 73					81	A	Tulane	96 38	157	A	SMU	90 37
14	N	Florida St.	73 49									170	H	East Carolina	92 46
19	A	DePaul	86 70									181	A	Tulsa	94 30
												181	H	Tulsa	95 35
												207	A	Cincinnati	107 45
												242	A	Houston	76 37
												259	H	UCF	106 51
												308	A	Colgate	94 50
LAST 12 Division I GAMES:															
3	A	South Carolina	66 54	259	H	UCF	106 51	60	H	Temple	104 49				
170	H	East Carolina	92 46					119	A	Memphis	86 46				
81	A	Tulane	96 38					39	A	South Fla.	75 59				
119	H	Memphis	83 40					242	A	Houston	76 37				
181	A	Tulsa	94 30					181	H	Tulsa	95 35				
157	A	SMU	90 37												

Non-Div I Games:

UConn

■ Loss,
 ■ Non-Conf, S Site,
 ■ Home
 ■ Away
 N Neutral

Average RPI Win: 257
Average RPI Loss: 127

Average RPI Win:	257	WON-LOST	WINNING	LAST 10	STRENGTH OF	OPP. STRENGTH	TEAM	ADJ.	CONF.	ADJ CONF.
Average RPI Loss:	127	RECORD	PCT. RANK	GAMES	SCHEDULE	OF SCHEDULE	RPI	RPI	RPI	RPI
DIV. I ONLY	13- 10	139	4- 6	259	201	183	183	15	15	
DIV. I NON-CONF.	9- 4	96	1- 1	321	204	182	182	18	18	
TOTALS	RPI 1-25	RPI 26-50	W-L RECORDS	RPI 51-100	RPI 101-150	RPI 150+				
13- 10	0- 0	0- 1	OVERALL	1- 5	0- 1	12- 3				
6- 5	0- 0	0- 1	HOME	1- 2	0- 1	5- 1				
6- 5	0- 0	0- 0	AWAY	0- 3	0- 0	6- 2				
1- 0	0- 0	0- 0	NEUTRAL	0- 0	0- 0	1- 0				
9- 4	0- 0	0- 1	NON-CONFERENCE	1- 1	0- 0	8- 2				
4- 2	0- 0	0- 1	HOME	1- 0	0- 0	3- 1				
4- 2	0- 0	0- 0	AWAY	0- 1	0- 0	4- 1				
1- 0	0- 0	0- 0	NEUTRAL	0- 0	0- 0	1- 0				
4- 6	0- 0	0- 0	CONFERENCE	0- 4	0- 1	4- 1				
2- 3	0- 0	0- 0	HOME	0- 2	0- 1	2- 0				
2- 3	0- 0	0- 0	AWAY	0- 2	0- 0	2- 1				
0- 0	0- 0	0- 0	NEUTRAL	0- 0	0- 0	0- 0				

RPI 1-25				RPI 26-50				RPI 51-100				RPI 101+				Team's RPI: 183	
RPI	S	Opponent	Score	RPI	S	Opponent	Score	RPI	S	Opponent	Score	RPI	S	Opponent	Score		
				45	H	Penn	46 81	51	A	Albany (NY)	39 63	112	H	Stony Brook	60 69		
								51	H	Albany (NY)	42 77	214	H	Binghamton	62 51		
								88	A	Maine	55 65	218	A	Morgan St.	65 46		
								88	H	Maine	38 72	223	A	Hartford	57 65		
								95	A	Saint Joseph's	45 104	228	H	Columbia	68 70		
								100	H	Bucknell	65 52	253	A	Coppin St.	68 61		
												254	H	American	47 46		
												255	A	Loyola Maryland	52 46		
												265	A	New Hampshire	65 55		
												278	H	La Salle	60 29		
												287	H	Vermont	85 48		
												290	A	Towson	51 61		
												291	H	Rider	58 53		
												291	N	Rider	67 58		
												317	A	UMass Lowell	68 44		
												320	A	UMES	55 52		
LAST 12 Division I GAMES:																	
				88	H	Maine	38 72	112	H	Stony Brook	60 69						
				51	A	Albany (NY)	39 63	88	A	Maine	55 65						
				265	A	New Hampshire	65 55	51	H	Albany (NY)	42 77						
				214	H	Binghamton	62 51	287	H	Vermont	85 48						
				223	A	Hartford	57 65	291	N	Rider	67 58						
				317	A	UMass Lowell	68 44	95	A	Saint Joseph's	45 104						

Non-Div I Games:

UMBC

■ Loss, ■ Non-Conf, S Site, H Home A Away N Neutral

Average RPI Win:	279	WON-LOST	WINNING	LAST 10	STRENGTH OF	OPP. STRENGTH	TEAM	ADJ.	CONF.	ADJ CONF.
Average RPI Loss:	198	RECORD	PCT. RANK	GAMES	SCHEDULE	OF SCHEDULE	RPI	RPI	RPI	RPI
DIV. I ONLY	5- 16	293	3- 7	277	319	320	320	30	30	
DIV. I NON-CONF.	1- 10	330	0- 4	80	275	288	288	30	30	
TOTALS	RPI 1-25	RPI 26-50	W-L RECORDS	RPI 51-100	RPI 101-150	RPI 150+				
5- 16	0- 2	0- 0	OVERALL	0- 1	0- 2	5- 11				
3- 8	0- 1	0- 0	HOME	0- 0	0- 1	3- 6				
2- 8	0- 1	0- 0	AWAY	0- 1	0- 1	2- 5				
0- 0	0- 0	0- 0	NEUTRAL	0- 0	0- 0	0- 0				
1- 10	0- 2	0- 0	NON-CONFERENCE	0- 1	0- 2	1- 5				
1- 5	0- 1	0- 0	HOME	0- 0	0- 1	1- 3				
0- 5	0- 1	0- 0	AWAY	0- 1	0- 1	0- 2				
0- 0	0- 0	0- 0	NEUTRAL	0- 0	0- 0	0- 0				
4- 6	0- 0	0- 0	CONFERENCE	0- 0	0- 0	4- 6				
2- 3	0- 0	0- 0	HOME	0- 0	0- 0	2- 3				
2- 3	0- 0	0- 0	AWAY	0- 0	0- 0	2- 3				
0- 0	0- 0	0- 0	NEUTRAL	0- 0	0- 0	0- 0				

RPI 1-25				RPI 26-50				RPI 51-100				RPI 101+ Team's RPI: 320			
RPI	S	Opponent	Score	RPI	S	Opponent	Score	RPI	S	Opponent	Score	RPI	S	Opponent	Score
11	H	Maryland	30 106					98	A	VCU	39 63	105	H	Georgetown	60 71
24	A	Duquesne	59 95									135	A	Xavier	56 61
												158	H	Old Dominion	52 69
												167	H	Hampton	55 76
												183	H	UMBC	52 55
												194	A	Northeastern	49 60
												218	H	Morgan St.	69 77
												234	H	USC Upstate	78 59
												248	H	Bethune-Cookman	76 71
												253	A	Coppin St.	54 61
												274	A	N.C. A&T	56 50
												289	A	UNCG	51 71
												294	A	Savannah St.	42 60
												313	A	South Carolina St.	63 56
												327	H	Howard	62 59
												337	H	Mt. St. Mary's	50 57
												346	H	Norfolk St.	63 74
												349	A	N.C. Central	46 49
LAST 12 Division I GAMES:															
346	H	Norfolk St.	63 74	294	A	Savannah St.	42 60								
167	H	Hampton	55 76	218	H	Morgan St.	69 77								
327	H	Howard	62 59	289	A	UNCG	51 71								
253	A	Coppin St.	54 61	158	H	Old Dominion	52 69								
248	H	Bethune-Cookman	76 71	11	H	Maryland	30 106								
313	A	South Carolina St.	63 56	183	H	UMBC	52 55								

Non-Div I Games: Cheyney 76 46

UMES

■ Loss,
 ■ Non-Conf,
 ■ S Site,
 ■ Home
 ■ A Away
 N Neutral

Average RPI Win:	240	WON-LOST	WINNING	LAST 10	STRENGTH OF	OPP. STRENGTH	TEAM	ADJ.	CONF.	ADJ CONF.
Average RPI Loss:	218	RECORD	PCT. RANK	GAMES	SCHEDULE	OF SCHEDULE	RPI	RPI	RPI	RPI
DIV. I ONLY	6- 14	275	4- 6	331	235	307	307	25	25	
DIV. I NON-CONF.	3- 8	258	1- 2	327	214	315	315	25	25	
TOTALS	RPI 1-25	RPI 26-50	W-L RECORDS	RPI 51-100	RPI 101-150	RPI 150+				
6- 14	0- 0	0- 0	OVERALL	0- 1	0- 1	6- 12				
2- 6	0- 0	0- 0	HOME	0- 0	0- 1	2- 5				
4- 8	0- 0	0- 0	AWAY	0- 1	0- 0	4- 7				
0- 0	0- 0	0- 0	NEUTRAL	0- 0	0- 0	0- 0				
3- 8	0- 0	0- 0	NON-CONFERENCE	0- 1	0- 0	3- 7				
1- 3	0- 0	0- 0	HOME	0- 0	0- 0	1- 3				
2- 5	0- 0	0- 0	AWAY	0- 1	0- 0	2- 4				
0- 0	0- 0	0- 0	NEUTRAL	0- 0	0- 0	0- 0				
3- 6	0- 0	0- 0	CONFERENCE	0- 0	0- 1	3- 5				
1- 3	0- 0	0- 0	HOME	0- 0	0- 1	1- 2				
2- 3	0- 0	0- 0	AWAY	0- 0	0- 0	2- 3				
0- 0	0- 0	0- 0	NEUTRAL	0- 0	0- 0	0- 0				

RPI 1-25			RPI 26-50			RPI 51-100			RPI 101+			Team's RPI: 307
RPI	S	Opponent	Score	RPI	S	Opponent	Score	RPI	S	Opponent	Score	
						85 A Northwestern	38 80			102 H New Mexico St.	62 68	
										152 H SIUE	58 63	
										176 A Milwaukee	48 70	
										182 H UTRGV	53 62	
										190 A Kansas	47 44	
										198 A Southeast Mo. St.	65 78	
										218 A Morgan St.	59 50	
										220 A Utah Valley	71 79	
										233 A Grand Canyon	63 57	
										246 A CSU Bakersfield	56 40	
										246 H CSU Bakersfield	68 78	
										247 H Indiana St.	47 77	
										249 A Seattle	63 69	
										249 H Seattle	64 43	
										264 A Omaha	42 57	
										290 A Towson	47 70	
										299 H North Florida	55 62	
										305 H Denver	68 58	
										339 A Chicago St.	72 77	
LAST 12 Division I GAMES:												
249	H	Seattle	64 43	102	H	New Mexico St.	62 68					
246	H	CSU Bakersfield	68 78	246	A	CSU Bakersfield	56 40					
339	A	Chicago St.	72 77	249	A	Seattle	63 69					
233	A	Grand Canyon	63 57	218	A	Morgan St.	59 50					
220	A	Utah Valley	71 79	290	A	Towson	47 70					
182	H	UTRGV	53 62	85	A	Northwestern	38 80					

Non-Div I Games: Stephens College 76 46 Bethany (KS) 64 51

UMKC

Loss, Non-Conf, S Site, H Home A Away N Neutral

Average RPI Win:	304	WON-LOST	WINNING	LAST 10	STRENGTH OF	OPP. STRENGTH	TEAM	ADJ.	CONF.	ADJ CONF.
Average RPI Loss:	177	RECORD	PCT. RANK	GAMES	SCHEDULE	OF SCHEDULE	RPI	RPI	RPI	RPI
DIV. I ONLY	4- 19	319	1- 9	240	254	317	317	15	15	
DIV. I NON-CONF.	3- 9	272	0- 1	266	299	295	295	18	18	
TOTALS	RPI 1-25	RPI 26-50	W-L RECORDS	RPI 51-100	RPI 101-150	RPI 150+				
4- 19	0- 1	0- 1	OVERALL	0- 2	0- 3	4- 12				
2- 8	0- 0	0- 0	HOME	0- 1	0- 1	2- 6				
2- 11	0- 0	0- 0	AWAY	0- 0	0- 0	2- 0				
0- 0	0- 0	0- 0	NEUTRAL	0- 0	0- 0	0- 0				
3- 9	0- 1	0- 1	NON-CONFERENCE	0- 0	0- 1	3- 6				
2- 2	0- 0	0- 0	HOME	0- 0	0- 0	2- 2				
1- 7	0- 1	0- 1	AWAY	0- 0	0- 1	1- 4				
0- 0	0- 0	0- 0	NEUTRAL	0- 0	0- 0	0- 0				
1- 10	0- 0	0- 0	CONFERENCE	0- 2	0- 2	1- 6				
0- 6	0- 0	0- 0	HOME	0- 1	0- 1	0- 4				
1- 4	0- 0	0- 0	AWAY	0- 1	0- 1	1- 2				
0- 0	0- 0	0- 0	NEUTRAL	0- 0	0- 0	0- 0				

RPI 1-25				RPI 26-50				RPI 51-100				RPI 101+ Team's RPI: 317			
RPI	S	Opponent	Score	RPI	S	Opponent	Score	RPI	S	Opponent	Score	RPI	S	Opponent	Score
11	A	Maryland	53 102	38	A	Miami (FL)	53 84	51	H	Albany (NY)	55 85	103	A	Boston College	55 66
								88	A	Maine	44 74	112	A	Stony Brook	46 60
												112	H	Stony Brook	50 64
												183	H	UMBC	44 68
												195	A	Rhode Island	64 72
												212	H	Bryant	64 83
												214	H	Binghamton	70 75
												223	A	Hartford	59 72
												223	H	Hartford	70 75
												228	H	Columbia	57 67
												238	A	Massachusetts	58 84
												265	A	New Hampshire	61 65
												271	H	Holy Cross	75 67
												276	A	Central Conn. St.	53 64
												287	A	Vermont	68 66
												287	H	Vermont	51 59
												306	A	FIU	68 71
												312	A	Fairleigh Dickinson	78 67
												347	H	Boston U.	70 57
LAST 12 Division I GAMES:															
287	A	Vermont	68 66	287	H	Vermont	51 59								
112	A	Stony Brook	46 60	183	H	UMBC	44 68								
223	H	Hartford	70 75	88	A	Maine	44 74								
51	H	Albany (NY)	55 85	112	H	Stony Brook	50 64								
214	H	Binghamton	70 75	223	A	Hartford	59 72								
265	A	New Hampshire	61 65	238	A	Massachusetts	58 84								

Non-Div I Games:

UMass Lowell

■ Loss,
 ■ Non-Conf, S Site,
 ■ Home
 ■ Away
 N Neutral

UNC Asheville

Through Games Of Feb. 9, 2016

Average RPI Win:	272	WON-LOST	WINNING	LAST 10	STRENGTH OF	OPP. STRENGTH	TEAM	ADJ.	CONF.	ADJ CONF.
Average RPI Loss:	178	RECORD	PCT. RANK	GAMES	SCHEDULE	OF SCHEDULE	RPI	RPI	RPI	RPI
DIV. I ONLY	17- 4	33	8- 2	341	286	142	142	26	26	
DIV. I NON-CONF.	5- 2	86	0- 0	342	268	185	185	28	28	
TOTALS	RPI 1-25	RPI 26-50	W-L RECORDS	RPI 51-100	RPI 101-150	RPI 150+				
17- 4	0- 0	0- 0	OVERALL	0- 0	0- 2	17- 2				
7- 1	0- 0	0- 0	HOME	0- 0	0- 0	7- 1				
10- 3	0- 0	0- 0	AWAY	0- 0	0- 0	10- 0				
0- 0	0- 0	0- 0	NEUTRAL	0- 0	0- 0	0- 0				
5- 2	0- 0	0- 0	NON-CONFERENCE	0- 0	0- 1	5- 1				
3- 0	0- 0	0- 0	HOME	0- 0	0- 0	3- 0				
2- 2	0- 0	0- 0	AWAY	0- 0	0- 1	2- 1				
0- 0	0- 0	0- 0	NEUTRAL	0- 0	0- 0	0- 0				
12- 2	0- 0	0- 0	CONFERENCE	0- 0	0- 1	12- 1				
4- 1	0- 0	0- 0	HOME	0- 0	0- 0	4- 1				
8- 1	0- 0	0- 0	AWAY	0- 0	0- 1	8- 0				
0- 0	0- 0	0- 0	NEUTRAL	0- 0	0- 0	0- 0				

RPI 1-25			RPI 26-50			RPI 51-100			RPI 101+			Team's RPI: 142
RPI	S	Opponent	Score	RPI	S	Opponent	Score	RPI	S	Opponent	Score	
								101	A	Liberty	53	71
								148	A	ETSU	68	74
								211	A	Presbyterian	72	63
								211	H	Presbyterian	68	59
								215	A	Radford	54	46
								219	H	Furman	84	71
								226	H	Gardner-Webb	56	58
								234	H	USC Upstate	68	59
								235	A	Clemson	49	67
								245	A	High Point	82	81
								279	A	Campbell	72	58
								289	H	UNCG	95	52
								295	A	Coastal Caro.	63	52
								295	H	Coastal Caro.	77	69
								296	A	Charleston So.	58	50
								300	A	Western Caro.	67	45
								301	A	Wofford	70	63
								310	A	Longwood	61	54
								310	H	Longwood	81	42
								311	A	Winthrop	67	59
								311	H	Winthrop	63	55
LAST 12 Division I GAMES:												
310	A	Longwood	61	54	226	H	Gardner-Webb	56	58			
295	H	Coastal Caro.	77	69	310	H	Longwood	81	42			
311	A	Winthrop	67	59	296	A	Charleston So.	58	50			
215	A	Radford	54	46	101	A	Liberty	53	71			
211	H	Presbyterian	68	59	279	A	Campbell	72	58			
245	A	High Point	82	81	311	H	Winthrop	63	55			

Non-Div I Games: Montreat 89 41 Warren Wilson 108 47

UNC Asheville

Loss, Non-Conf, S Site, H Home A Away N Neutral

Average RPI Win:	310	WON-LOST	WINNING	LAST 10	STRENGTH OF	OPP. STRENGTH	TEAM	ADJ.	CONF.	ADJ CONF.
Average RPI Loss:	166	RECORD	PCT. RANK	GAMES	SCHEDULE	OF SCHEDULE	RPI	RPI	RPI	RPI
DIV. I ONLY	6- 15	281	1- 9	230	290	289	289	17	17	
DIV. I NON-CONF.	6- 6	160	3- 0	273	341	220	220	16	16	
TOTALS	RPI 1-25	RPI 26-50	W-L RECORDS	RPI 51-100	RPI 101-150	RPI 150+				
6- 15	0- 1	0- 0	OVERALL	0- 2	0- 6	6- 6				
4- 5	0- 0	0- 0	HOME	0- 0	0- 2	4- 3				
1- 10	0- 1	0- 0	AWAY	0- 2	0- 4	1- 3				
1- 0	0- 0	0- 0	NEUTRAL	0- 0	0- 0	1- 0				
6- 6	0- 1	0- 0	NON-CONFERENCE	0- 1	0- 1	6- 3				
4- 1	0- 0	0- 0	HOME	0- 0	0- 0	4- 1				
1- 5	0- 1	0- 0	AWAY	0- 1	0- 1	1- 2				
1- 0	0- 0	0- 0	NEUTRAL	0- 0	0- 0	1- 0				
0- 9	0- 0	0- 0	CONFERENCE	0- 1	0- 5	0- 3				
0- 4	0- 0	0- 0	HOME	0- 0	0- 2	0- 2				
0- 5	0- 0	0- 0	AWAY	0- 1	0- 3	0- 1				
0- 0	0- 0	0- 0	NEUTRAL	0- 0	0- 0	0- 0				

RPI 1-25				RPI 26-50				RPI 51-100				RPI 101+ Team's RPI: 289			
RPI	S	Opponent	Score	RPI	S	Opponent	Score	RPI	S	Opponent	Score	RPI	S	Opponent	Score
3	A	South Carolina	44 92					57	A	Chattanooga	61 72	121	A	Samford	49 80
								81	A	Tulane	53 74	121	H	Samford	52 57
												127	A	Mercer	47 81
												127	H	Mercer	78 86
												142	A	UNC Asheville	52 95
												148	A	ETSU	73 89
												219	H	Furman	59 75
												226	A	Gardner-Webb	57 59
												234	A	USC Upstate	61 84
												245	H	High Point	82 72
												284	H	Tennessee Tech	64 73
												300	A	Western Caro.	72 84
												301	H	Wofford	56 58
												302	N	Cleveland St.	55 51
												310	H	Longwood	81 60
												320	H	UMES	71 51
												335	A	New Orleans	81 79
												349	H	N.C. Central	103 56
LAST 12 Division I GAMES:															
127	A	Mercer	47 81	148	A	ETSU	73 89								
121	A	Samford	49 80	121	H	Samford	52 57								
300	A	Western Caro.	72 84	127	H	Mercer	78 86								
219	H	Furman	59 75	349	H	N.C. Central	103 56								
301	H	Wofford	56 58	320	H	UMES	71 51								
57	A	Chattanooga	61 72	302	N	Cleveland St.	55 51								

Non-Div I Games: Barton 82 55 Pfeiffer 71 52 Francis Marion 63 66

UNCG

Loss, Non-Conf, S Site, H Home A Away N Neutral

Average RPI Win:	264	WON-LOST	WINNING	LAST 10	STRENGTH OF	OPP. STRENGTH	TEAM	ADJ.	CONF.	ADJ CONF.
Average RPI Loss:	113	RECORD	PCT. RANK	GAMES	SCHEDULE	OF SCHEDULE	RPI	RPI	RPI	RPI
DIV. I ONLY	6- 15	281	3- 7	140	177	239	239	13	13	
DIV. I NON-CONF.	3- 7	248	0- 1	170	188	230	230	12	12	
TOTALS	RPI 1-25	RPI 26-50	W-L RECORDS	RPI 51-100	RPI 101-150	RPI 150+				
6- 15	0- 0	0- 2	OVERALL	0- 7	0- 0	6- 6				
3- 8	0- 0	0- 1	HOME	0- 4	0- 0	3- 3				
3- 7	0- 0	0- 1	AWAY	0- 3	0- 0	3- 3				
0- 0	0- 0	0- 0	NEUTRAL	0- 0	0- 0	0- 0				
3- 7	0- 0	0- 2	NON-CONFERENCE	0- 2	0- 0	3- 3				
1- 4	0- 0	0- 1	HOME	0- 1	0- 0	1- 2				
2- 3	0- 0	0- 1	AWAY	0- 1	0- 0	2- 1				
0- 0	0- 0	0- 0	NEUTRAL	0- 0	0- 0	0- 0				
3- 8	0- 0	0- 0	CONFERENCE	0- 5	0- 0	3- 3				
2- 4	0- 0	0- 0	HOME	0- 3	0- 0	2- 1				
1- 4	0- 0	0- 0	AWAY	0- 2	0- 0	1- 2				
0- 0	0- 0	0- 0	NEUTRAL	0- 0	0- 0	0- 0				

RPI S	Opponent	Score	RPI S	Opponent	Score	RPI S	Opponent	Score	RPI S	Opponent	Score	Team's RPI: 239
31	H Ohio	59 75	53	A James Madison	40 60	163	H Jacksonville	51 49				
41	A Duke	56 78	57	H Chattanooga	33 61	165	H Davidson	50 77				
			71	A Elon	53 70	174	H Col. of Charleston	53 64				
			71	H Elon	60 67	178	H Stetson	49 52				
			77	H Hofstra	64 68	193	A Delaware	59 67				
			83	H Drexel	57 71	197	A William & Mary	65 77				
			98	A VCU	45 58	197	H William & Mary	59 44				
						204	A Richmond	53 63				
						290	A Towson	52 49				
						290	H Towson	53 51				
						299	A North Florida	63 47				
						346	A Norfolk St.	61 57				
LAST 12 Division I GAMES:												
197	H William & Mary	59 44	174	H Col. of Charleston	53 64							
83	H Drexel	57 71	77	H Hofstra	64 68							
53	A James Madison	40 60	290	A Towson	52 49							
290	H Towson	53 51	193	A Delaware	59 67							
71	A Elon	53 70	71	H Elon	60 67							
197	A William & Mary	65 77	41	A Duke	56 78							

Non-Div I Games: UNC Pembroke 68 43

UNCW

■ Loss,
 ■ Non-Conf, S Site,
 ■ Home
 ■ Away
 N Neutral

UNI				Through Games Of Feb. 9, 2016						
Average RPI Win:	201	WON-LOST	WINNING	LAST 10	STRENGTH OF	OPP. STRENGTH	TEAM	ADJ.	CONF.	ADJ CONF.
Average RPI Loss:	95	RECORD	PCT. RANK	GAMES	SCHEDULE	OF SCHEDULE	RPI	RPI	RPI	RPI
DIV. I ONLY		12- 9	128	7- 3	145	110	131	131	21	21
DIV. I NON-CONF.		4- 6	201	0- 1	35	15	135	135	17	17

TOTALS	RPI 1-25	RPI 26-50		W-L RECORDS	RPI 51-100		RPI 101-150		RPI 150+	
12- 9	0- 0	0- 2		OVERALL	4- 3		1- 3		7- 1	
6- 4	0- 0	0- 1		HOME	1- 2		0- 1		5- 0	
4- 4	0- 0	0- 0		AWAY	2- 1		0- 2		2- 1	
2- 1	0- 0	0- 1		NEUTRAL	1- 0		1- 0		0- 0	
4- 6	0- 0	0- 2		NON-CONFERENCE	2- 2		1- 2		1- 0	
2- 2	0- 0	0- 1		HOME	1- 1		0- 0		1- 0	
0- 3	0- 0	0- 0		AWAY	0- 1		0- 2		0- 0	
2- 1	0- 0	0- 1		NEUTRAL	1- 0		1- 0		0- 0	
8- 3	0- 0	0- 0		CONFERENCE	2- 1		0- 1		6- 1	
4- 2	0- 0	0- 0		HOME	0- 1		0- 1		4- 0	
4- 1	0- 0	0- 0		AWAY	2- 0		0- 0		2- 1	
0- 0	0- 0	0- 0		NEUTRAL	0- 0		0- 0		0- 0	

RPI 1-25				RPI 26-50				RPI 51-100				RPI 101+ Team's RPI: 131			
RPI	S	Opponent	Score	RPI	S	Opponent	Score	RPI	S	Opponent	Score	RPI	S	Opponent	Score
				29	N	Seton Hall	49 57	59	A	South Dakota St.	86 89	107	N	Akron	59 51
				50	H	Iowa	65 80	76	N	Georgia Tech	61 58	117	A	Creighton	61 69
								80	H	South Dakota	64 43	126	A	North Dakota	59 64
								87	A	Missouri St.	65 60	138	H	Southern Ill.	60 65
								87	H	Missouri St.	75 78	155	A	Loyola Chicago	60 64
								94	H	Iowa St.	75 84	181	H	Tulsa	75 59
								97	A	Drake	79 73	247	H	Indiana St.	53 42
												292	A	Wichita St.	55 44
												292	H	Wichita St.	69 48
												315	A	Bradley	55 47
												316	H	Illinois St.	65 51
												319	H	Evansville	62 51
LAST 12 Division I GAMES:															
				292	H	Wichita St.	69 48	316	H	Illinois St.	65 51				
				87	H	Missouri St.	75 78	87	A	Missouri St.	65 60				
				315	A	Bradley	55 47	292	A	Wichita St.	55 44				
				155	A	Loyola Chicago	60 64	138	H	Southern Ill.	60 65				
				97	A	Drake	79 73	319	H	Evansville	62 51				
				247	H	Indiana St.	53 42	117	A	Creighton	61 69				

Non-Div I Games: Rockhurst 58 39

UNI

■ Loss,
 ■ Non-Conf,
 ■ S Site,
 ■ Home
 ■ A Away
 N Neutral

Average RPI Win:	270	WON-LOST	WINNING	LAST 10	STRENGTH OF	OPP. STRENGTH	TEAM	ADJ.	CONF.	ADJ CONF.
Average RPI Loss:	102	RECORD	PCT. RANK	GAMES	SCHEDULE	OF SCHEDULE	RPI	RPI	RPI	RPI
DIV. I ONLY	12- 9	128	6- 4	239	205	180	180	19	19	
DIV. I NON-CONF.	6- 4	125	0- 1	264	197	174	174	20	20	
TOTALS	RPI 1-25	RPI 26-50	W-L RECORDS	RPI 51-100	RPI 101-150	RPI 150+				
12- 9	0- 1	0- 1	OVERALL	0- 2	0- 4	12- 1				
8- 3	0- 0	0- 0	HOME	0- 2	0- 1	8- 0				
4- 5	0- 0	0- 1	AWAY	0- 0	0- 3	4- 1				
0- 1	0- 1	0- 0	NEUTRAL	0- 0	0- 0	0- 0				
6- 4	0- 1	0- 1	NON-CONFERENCE	0- 1	0- 1	6- 0				
4- 1	0- 0	0- 0	HOME	0- 1	0- 0	4- 0				
2- 2	0- 0	0- 1	AWAY	0- 0	0- 1	2- 0				
0- 1	0- 1	0- 0	NEUTRAL	0- 0	0- 0	0- 0				
6- 5	0- 0	0- 0	CONFERENCE	0- 1	0- 3	6- 1				
4- 2	0- 0	0- 0	HOME	0- 1	0- 1	4- 0				
2- 3	0- 0	0- 0	AWAY	0- 0	0- 2	2- 1				
0- 0	0- 0	0- 0	NEUTRAL	0- 0	0- 0	0- 0				

RPI 1-25				RPI 26-50				RPI 51-100				RPI 101+				Team's RPI: 180	
RPI	S	Opponent	Score	RPI	S	Opponent	Score	RPI	S	Opponent	Score	RPI	S	Opponent	Score		
25	N	UTEP	52 60	26	A	Southern California	42 73	62	H	Colorado St.	56 64	122	A	Fresno St.	54 58		
								97	H	Drake	68 76	122	H	Fresno St.	52 57		
												129	A	Boise St.	56 75		
												149	A	Long Beach St.	63 67		
												175	H	George Mason	67 59		
												187	A	New Mexico	53 67		
												187	H	New Mexico	57 48		
												221	H	Utah St.	46 38		
												242	A	Houston	63 60		
												252	H	Wyoming	66 37		
												261	A	San Diego St.	55 41		
												268	H	Pepperdine	83 63		
												313	H	Nevada	65 59		
												323	H	UC Irvine	72 52		
												328	A	A&M-Corpus Christi	65 51		
												330	H	Southern Utah	79 44		
												343	A	Air Force	60 56		
LAST 12 Division I GAMES:																	
122	H	Fresno St.	52 57	343	A	Air Force	60 56										
187	H	New Mexico	57 48	187	A	New Mexico	53 67										
261	A	San Diego St.	55 41	252	H	Wyoming	66 37										
129	A	Boise St.	56 75	62	H	Colorado St.	56 64										
313	H	Nevada	65 59	122	A	Fresno St.	54 58										
221	H	Utah St.	46 38	149	A	Long Beach St.	63 67										

Non-Div I Games: Cal St. San Marcos 62 43

UNLV

■ Loss,
 ■ Non-Conf, S Site,
 ■ Home
 ■ Away
 N Neutral

Average RPI Win:	307	WON-LOST	WINNING	LAST 10	STRENGTH OF	OPP. STRENGTH	TEAM	ADJ.	CONF.	ADJ CONF.
Average RPI Loss:	147	RECORD	PCT. RANK	GAMES	SCHEDULE	OF SCHEDULE	RPI	RPI	RPI	RPI
DIV. I ONLY	12- 8	114	7- 2	345	267	234	234	28	28	
DIV. I NON-CONF.	6- 6	160	2- 1	339	291	262	262	27	27	
TOTALS	RPI 1-25	RPI 26-50	W-L RECORDS	RPI 51-100	RPI 101-150	RPI 150+				
12- 8	0- 0	0- 0	OVERALL	0- 3	0- 2	12- 3				
6- 2	0- 0	0- 0	HOME	0- 0	0- 0	6- 2				
6- 6	0- 0	0- 0	AWAY	0- 3	0- 2	6- 1				
0- 0	0- 0	0- 0	NEUTRAL	0- 0	0- 0	0- 0				
6- 6	0- 0	0- 0	NON-CONFERENCE	0- 2	0- 2	6- 2				
3- 1	0- 0	0- 0	HOME	0- 0	0- 0	3- 1				
3- 5	0- 0	0- 0	AWAY	0- 2	0- 2	3- 1				
0- 0	0- 0	0- 0	NEUTRAL	0- 0	0- 0	0- 0				
6- 2	0- 0	0- 0	CONFERENCE	0- 1	0- 0	6- 1				
3- 1	0- 0	0- 0	HOME	0- 0	0- 0	3- 1				
3- 1	0- 0	0- 0	AWAY	0- 1	0- 0	3- 0				
0- 0	0- 0	0- 0	NEUTRAL	0- 0	0- 0	0- 0				

RPI 1-25				RPI 26-50				RPI 51-100				RPI 101+				Team's RPI: 234	
RPI	S	Opponent	Score	RPI	S	Opponent	Score	RPI	S	Opponent	Score	RPI	S	Opponent	Score		
								72	A	FGCU	43	54	106	A	North Carolina	40	80
								75	A	Michigan	61	119	142	A	UNC Asheville	59	68
								76	A	Georgia Tech	46	87	163	H	Jacksonville	43	49
													178	A	Stetson	61	56
													219	H	Furman	63	75
													285	H	Kennesaw St.	66	57
													289	H	UNCG	84	61
													298	A	Morehead St.	86	72
													299	H	North Florida	69	54
													300	H	Western Caro.	68	59
													320	A	UMES	59	78
													332	A	IPFW	84	81
													333	A	Lipscomb	81	54
													333	H	Lipscomb	93	71
													341	A	NJIT	58	41
													346	A	Norfolk St.	82	62
													349	H	N.C. Central	68	46
LAST 12 Division I GAMES:																	
333	H	Lipscomb	93	71	72	A	FGCU	43	54								
285	H	Kennesaw St.	66	57	341	A	NJIT	58	41								
333	A	Lipscomb	81	54	300	H	Western Caro.	68	59								
299	H	North Florida	69	54	349	H	N.C. Central	68	46								
163	H	Jacksonville	43	49	106	A	North Carolina	40	80								
178	A	Stetson	61	56	298	A	Morehead St.	86	72								

Non-Div I Games: Southern Wesleyan 84 51 Mars Hill 81 65 Bob Jones 96 46

USC Upstate

Loss, Non-Conf, S Site, H Home A Away N Neutral

Average RPI Win:	229	WON-LOST	WINNING	LAST 10	STRENGTH OF	OPP. STRENGTH	TEAM	ADJ.	CONF.	ADJ CONF.
Average RPI Loss:	85	RECORD	PCT. RANK	GAMES	SCHEDULE	OF SCHEDULE	RPI	RPI	RPI	RPI
DIV. I ONLY	16- 7	70	9- 1	208	158	91	91	24	24	
DIV. I NON-CONF.	7- 6	156	0- 2	101	52	88	88	23	23	
TOTALS	RPI 1-25	RPI 26-50	W-L RECORDS	RPI 51-100	RPI 101-150	RPI 150+				
16- 7	0- 1	0- 1	OVERALL	0- 3	4- 0	12- 2				
7- 1	0- 0	0- 0	HOME	0- 1	2- 0	5- 0				
8- 6	0- 1	0- 1	AWAY	0- 2	1- 0	7- 2				
1- 0	0- 0	0- 0	NEUTRAL	0- 0	1- 0	0- 0				
7- 6	0- 1	0- 1	NON-CONFERENCE	0- 3	4- 0	3- 1				
3- 1	0- 0	0- 0	HOME	0- 1	2- 0	1- 0				
3- 5	0- 1	0- 1	AWAY	0- 2	1- 0	2- 1				
1- 0	0- 0	0- 0	NEUTRAL	0- 0	1- 0	0- 0				
9- 1	0- 0	0- 0	CONFERENCE	0- 0	0- 0	9- 1				
4- 0	0- 0	0- 0	HOME	0- 0	0- 0	4- 0				
5- 1	0- 0	0- 0	AWAY	0- 0	0- 0	5- 1				
0- 0	0- 0	0- 0	NEUTRAL	0- 0	0- 0	0- 0				

RPI 1-25				RPI 26-50				RPI 51-100				Team's RPI: 91	RPI 101+			
RPI	S	Opponent	Score	RPI	S	Opponent	Score	RPI	S	Opponent	Score		RPI	S	Opponent	Score
17	A	Louisville	66 88	50	A	Iowa	56 62	52	H	Arkansas St.	74 76		121	H	Samford	52 50
								57	A	Chattanooga	46 61		126	N	North Dakota	84 58
								58	A	Vanderbilt	61 64		138	A	Southern Ill.	70 63
													150	H	Alabama	83 65
													152	A	SIUE	85 79
													154	A	Illinois	74 94
													198	A	Southeast Mo. St.	84 74
													207	A	Cincinnati	63 57
													208	A	Eastern Ky.	61 70
													241	H	Tennessee St.	77 50
													251	H	Miami (OH)	74 47
													266	H	Austin Peay	75 51
													277	A	Jacksonville St.	63 53
													284	H	Tennessee Tech	67 53
													293	H	Murray St.	92 62
													298	A	Morehead St.	85 67
													319	A	Evansville	75 48
													338	A	Eastern Ill.	65 39
LAST 12 Division I GAMES:																
152	A	SIUE	85 79	277	A	Jacksonville St.	63 53									
266	H	Austin Peay	75 51	284	H	Tennessee Tech	67 53									
293	H	Murray St.	92 62	298	A	Morehead St.	85 67									
241	H	Tennessee St.	77 50	208	A	Eastern Ky.	61 70									
198	A	Southeast Mo. St.	84 74	17	A	Louisville	66 88									
338	A	Eastern Ill.	65 39	58	A	Vanderbilt	61 64									

Non-Div I Games:

UT Martin

■ Loss,
 ■ Non-Conf,
 ■ S Site,
 ■ Home
 ■ A Away
 N Neutral

Average RPI Win:	175	WON-LOST	WINNING	LAST 10	STRENGTH OF	OPP. STRENGTH	TEAM	ADJ.	CONF.	ADJ CONF.
Average RPI Loss:	142	RECORD	PCT. RANK	GAMES	SCHEDULE	OF SCHEDULE	RPI	RPI	RPI	RPI
DIV. I ONLY	18- 2	8	9- 1	114	175	25	25	12	12	
DIV. I NON-CONF.	8- 1	23	1- 0	78	280	20	20	10	10	
TOTALS	RPI 1-25	RPI 26-50	W-L RECORDS	RPI 51-100	RPI 101-150	RPI 150+				
18- 2	0- 0	0- 0	OVERALL	3- 0	2- 2	13- 0				
11- 0	0- 0	0- 0	HOME	2- 0	1- 0	8- 0				
6- 2	0- 0	0- 0	AWAY	1- 0	1- 2	4- 0				
1- 0	0- 0	0- 0	NEUTRAL	0- 0	0- 0	1- 0				
8- 1	0- 0	0- 0	NON-CONFERENCE	1- 0	1- 1	6- 0				
6- 0	0- 0	0- 0	HOME	1- 0	0- 0	5- 0				
1- 1	0- 0	0- 0	AWAY	0- 0	1- 1	0- 0				
1- 0	0- 0	0- 0	NEUTRAL	0- 0	0- 0	1- 0				
10- 1	0- 0	0- 0	CONFERENCE	2- 0	1- 1	7- 0				
5- 0	0- 0	0- 0	HOME	1- 0	1- 0	3- 0				
5- 1	0- 0	0- 0	AWAY	1- 0	0- 1	4- 0				
0- 0	0- 0	0- 0	NEUTRAL	0- 0	0- 0	0- 0				

RPI S	Opponent	Score	RPI S	Opponent	Score	RPI S	Opponent	Score	RPI S	Opponent	Score
56	A Western Ky.	85 78	69	H UC Riverside	68 57	78	H Middle Tenn.	84 73	102	A New Mexico St.	71 65
134	A Marshall								134	A Marshall	64 79
166	H Louisiana Tech	86 80							136	H Southern Miss.	72 64
136	H Southern Miss.	72 64							149	A Long Beach St.	40 47
306	A FIU	69 57							161	A Fla. Atlantic	78 66
161	A Fla. Atlantic	78 66							166	H Louisiana Tech	86 80
									167	H Hampton	78 54
									169	H UAB	62 54
									180	N UNLV	60 52
									187	H New Mexico	70 62
									199	H Idaho St.	67 54
									200	A North Texas	75 67
									229	H UTSA	62 55
									240	H Houston Baptist	98 63
									243	A Rice	60 54
									260	H Northern Ariz.	77 66
									306	A FIU	69 57
LAST 12 Division I GAMES:											
56	A Western Ky.	85 78	229	H UTSA	62 55						
134	A Marshall	64 79	169	H UAB	62 54						
166	H Louisiana Tech	86 80	78	H Middle Tenn.	84 73						
136	H Southern Miss.	72 64	200	A North Texas	75 67						
306	A FIU	69 57	243	A Rice	60 54						
161	A Fla. Atlantic	78 66	180	N UNLV	60 52						

Non-Div I Games: Tex. Permian Basin 86 32

UTEP

Loss, Non-Conf, S Site, H Home A Away N Neutral

U
T
R
G
V

U
T
R
G
V

UTRGV

Page 318

Average RPI Win:	233	WON-LOST	WINNING	LAST 10	STRENGTH OF	OPP. STRENGTH	TEAM	ADJ.	CONF.	ADJ CONF.
Average RPI Loss:	125	RECORD	PCT. RANK	GAMES	SCHEDULE	OF SCHEDULE	RPI	RPI	RPI	RPI
DIV. I ONLY	5- 14	286	3- 7	84	171	229	229	12	12	
DIV. I NON-CONF.	2- 6	272	0- 1	50	264	234	234	10	10	
TOTALS	RPI 1-25	RPI 26-50	W-L RECORDS	RPI 51-100	RPI 101-150	RPI 150+				
5- 14	0- 2	0- 1	OVERALL	0- 3	1- 2	4- 6				
4- 4	0- 0	0- 0	HOME	0- 1	1- 1	3- 2				
1- 10	0- 2	0- 1	AWAY	0- 2	0- 1	1- 4				
0- 0	0- 0	0- 0	NEUTRAL	0- 0	0- 0	0- 0				
2- 6	0- 1	0- 1	NON-CONFERENCE	0- 1	0- 1	2- 2				
2- 2	0- 0	0- 0	HOME	0- 0	0- 1	2- 1				
0- 4	0- 1	0- 1	AWAY	0- 1	0- 0	0- 1				
0- 0	0- 0	0- 0	NEUTRAL	0- 0	0- 0	0- 0				
3- 8	0- 1	0- 0	CONFERENCE	0- 2	1- 1	2- 4				
2- 2	0- 0	0- 0	HOME	0- 1	1- 0	1- 1				
1- 6	0- 1	0- 0	AWAY	0- 1	0- 1	1- 3				
0- 0	0- 0	0- 0	NEUTRAL	0- 0	0- 0	0- 0				

RPI 1-25				RPI 26-50				RPI 51-100				RPI 101+ Team's RPI: 229			
RPI	S	Opponent	Score	RPI	S	Opponent	Score	RPI	S	Opponent	Score	RPI	S	Opponent	Score
9	A	Texas	53 90	32	A	Oklahoma	41 80	56	A	Western Ky.	65 72	134	A	Marshall	76 80
25	A	UTEP	55 62					63	A	Abilene Christian	60 79	136	H	Southern Miss.	47 41
								78	H	Middle Tenn.	63 74	144	H	Texas-Arlington	47 51
												161	A	Fla. Atlantic	51 64
												166	H	Louisiana Tech	72 82
												169	H	UAB	54 52
												200	A	North Texas	58 68
												201	A	Texas St.	64 72
												236	H	Texas Southern	44 59
												240	H	Houston Baptist	79 50
												243	A	Rice	48 49
												306	A	FIU	63 52
												316	H	Illinois St.	77 51
LAST 12 Division I GAMES:															
134	A	Marshall	76 80	25	A	UTEP	55 62								
56	A	Western Ky.	65 72	78	H	Middle Tenn.	63 74								
136	H	Southern Miss.	47 41	169	H	UAB	54 52								
166	H	Louisiana Tech	72 82	243	A	Rice	48 49								
161	A	Fla. Atlantic	51 64	200	A	North Texas	58 68								
306	A	FIU	63 52	236	H	Texas Southern	44 59								

Non-Div I Games: Howard Payne 106 65 Tex. A&M-Kingsville 88 51

UTSA

Loss, Non-Conf, S Site, H Home A Away N Neutral

Average RPI Win:	151	WON-LOST	WINNING	LAST 10	STRENGTH OF	OPP. STRENGTH	TEAM	ADJ.	CONF.	ADJ CONF.
Average RPI Loss:	29	RECORD	PCT. RANK	GAMES	SCHEDULE	OF SCHEDULE	RPI	RPI	RPI	RPI
DIV. I ONLY	14- 9	110	4- 6	45	18	70	70	1	1	
DIV. I NON-CONF.	8- 3	77	0- 0	100	134	78	78	1	1	
TOTALS	RPI 1-25	RPI 26-50	W-L RECORDS	RPI 51-100	RPI 101-150	RPI 150+				
14- 9	0- 5	1- 2	OVERALL	3- 1	3- 1	7- 0				
10- 4	0- 2	1- 1	HOME	2- 1	2- 0	5- 0				
4- 3	0- 3	0- 0	AWAY	1- 0	1- 0	2- 0				
0- 2	0- 0	0- 1	NEUTRAL	0- 0	0- 1	0- 0				
8- 3	0- 1	0- 1	NON-CONFERENCE	1- 0	2- 1	5- 0				
7- 0	0- 0	0- 0	HOME	1- 0	2- 0	4- 0				
1- 1	0- 1	0- 0	AWAY	0- 0	0- 0	1- 0				
0- 2	0- 0	0- 1	NEUTRAL	0- 0	0- 1	0- 0				
6- 6	0- 4	1- 1	CONFERENCE	2- 1	1- 0	2- 0				
3- 4	0- 2	1- 1	HOME	1- 1	0- 0	1- 0				
3- 2	0- 2	0- 0	AWAY	1- 0	1- 0	1- 0				
0- 0	0- 0	0- 0	NEUTRAL	0- 0	0- 0	0- 0				

RPI	S	Opponent	Score	RPI	S	Opponent	Score	RPI	S	Opponent	Score	RPI	S	Opponent	Score
6	A	Stanford	52 72	26	H	Southern California	59 70	61	H	Oregon	65 77	103	N	Boston College	51 76
7	H	Oregon St.	53 62	32	N	Oklahoma	55 70	67	H	Washington St.	73 71	104	A	Arizona	60 55
8	A	Arizona St.	60 80	37	H	Washington	88 83	74	A	California	84 79	117	H	Creighton	74 58
10	H	UCLA	63 69					80	H	South Dakota	66 59	122	H	Fresno St.	78 63
12	A	BYU	59 73									175	H	George Mason	74 62
												179	A	Colorado	76 68
												179	H	Colorado	71 55
												196	H	UC Davis	88 58
												221	A	Utah St.	64 61
												273	H	Lamar	71 67
												283	H	CSUN	97 56
LAST 12 Division I GAMES:															
179	A	Colorado	76 68	8	A	Arizona St.	60 80								
179	H	Colorado	71 55	104	A	Arizona	60 55								
10	H	UCLA	63 69	74	A	California	84 79								
26	H	Southern California	59 70	6	A	Stanford	52 72								
61	H	Oregon	65 77	37	H	Washington	88 83								
7	H	Oregon St.	53 62	67	H	Washington St.	73 71								

Non-Div I Games:

Utah

■ Loss,
 ■ Non-Conf,
 S Site,
 ■ Home
 ■ Away
 N Neutral

Average RPI Win:	246	WON-LOST	WINNING	LAST 10	STRENGTH OF	OPP. STRENGTH	TEAM	ADJ.	CONF.	ADJ CONF.
Average RPI Loss:	144	RECORD	PCT. RANK	GAMES	SCHEDULE	OF SCHEDULE	RPI	RPI	RPI	RPI
DIV. I ONLY	9- 11	200	6- 4	229	180	221	221	19	19	
DIV. I NON-CONF.	3- 6	234	0- 1	223	101	226	226	20	20	
TOTALS	RPI 1-25	RPI 26-50	W-L RECORDS	RPI 51-100	RPI 101-150	RPI 150+				
9- 11	0- 1	0- 0	OVERALL	0- 2	1- 2	8- 6				
4- 5	0- 0	0- 0	HOME	0- 2	1- 1	3- 2				
4- 6	0- 1	0- 0	AWAY	0- 0	0- 1	4- 4				
1- 0	0- 0	0- 0	NEUTRAL	0- 0	0- 0	1- 0				
3- 6	0- 1	0- 0	NON-CONFERENCE	0- 1	1- 0	2- 4				
1- 2	0- 0	0- 0	HOME	0- 1	1- 0	0- 1				
1- 4	0- 1	0- 0	AWAY	0- 0	0- 0	1- 3				
1- 0	0- 0	0- 0	NEUTRAL	0- 0	0- 0	1- 0				
6- 5	0- 0	0- 0	CONFERENCE	0- 1	0- 2	6- 2				
3- 3	0- 0	0- 0	HOME	0- 1	0- 1	3- 1				
3- 2	0- 0	0- 0	AWAY	0- 0	0- 1	3- 1				
0- 0	0- 0	0- 0	NEUTRAL	0- 0	0- 0	0- 0				

RPI 1-25				RPI 26-50				RPI 51-100				RPI 101+ Team's RPI: 221			
RPI	S	Opponent	Score	RPI	S	Opponent	Score	RPI	S	Opponent	Score	RPI	S	Opponent	Score
12	A	BYU	69 81					62	H	Colorado St.	49 69	129	A	Boise St.	78 84
								70	H	Utah	61 64	129	H	Boise St.	58 63
												140	H	Pacific	78 70
												168	A	Northern Colo.	60 74
												180	A	UNLV	38 46
												187	H	New Mexico	72 56
												199	A	Idaho St.	67 81
												205	H	Sacramento St.	86 95
												210	H	San Jose St.	74 86
												220	A	Utah Valley	76 72
												225	A	Montana	70 86
												241	N	Tennessee St.	63 46
												252	H	Wyoming	84 75
												261	A	San Diego St.	55 36
												261	H	San Diego St.	72 59
												313	A	Nevada	79 66
												343	A	Air Force	66 53
LAST 12 Division I GAMES:															
252	H	Wyoming	84 75	343	A	Air Force	66 53								
129	H	Boise St.	58 63	187	H	New Mexico	72 56								
313	A	Nevada	79 66	129	A	Boise St.	78 84								
261	H	San Diego St.	72 59	261	A	San Diego St.	55 36								
180	A	UNLV	38 46	210	H	San Jose St.	74 86								
62	H	Colorado St.	49 69	70	H	Utah	61 64								

Non-Div I Games: Westminster (UT) 74 67 Haskell 90 63

Utah St.

Loss, Non-Conf, S Site, H Home A Away N Neutral

Utah Valley

Through Games Of Feb. 9, 2016

Average RPI Win:	248	WON-LOST	WINNING	LAST 10	STRENGTH OF	OPP. STRENGTH	TEAM	ADJ.	CONF.	ADJ CONF.
Average RPI Loss:	160	RECORD	PCT. RANK	GAMES	SCHEDULE	OF SCHEDULE	RPI	RPI	RPI	RPI
DIV. I ONLY	9- 13	222	4- 6	149	311	220	220	25	25	
DIV. I NON-CONF.	5- 8	209	1- 2	130	303	196	196	25	25	
TOTALS	RPI 1-25	RPI 26-50	W-L RECORDS	RPI 51-100	RPI 101-150	RPI 150+				
9- 13	0- 1	0- 0	OVERALL	0- 1	2- 3	7- 8				
5- 5	0- 0	0- 0	HOME	0- 0	1- 1	4- 4				
4- 7	0- 1	0- 0	AWAY	0- 1	1- 1	3- 4				
0- 1	0- 0	0- 0	NEUTRAL	0- 0	0- 1	0- 0				
5- 8	0- 1	0- 0	NON-CONFERENCE	0- 1	2- 1	3- 5				
2- 3	0- 0	0- 0	HOME	0- 0	1- 0	1- 3				
3- 4	0- 1	0- 0	AWAY	0- 1	1- 0	2- 2				
0- 1	0- 0	0- 0	NEUTRAL	0- 0	0- 1	0- 0				
4- 5	0- 0	0- 0	CONFERENCE	0- 0	0- 2	4- 3				
3- 2	0- 0	0- 0	HOME	0- 0	0- 1	3- 1				
1- 3	0- 0	0- 0	AWAY	0- 0	0- 1	1- 2				
0- 0	0- 0	0- 0	NEUTRAL	0- 0	0- 0	0- 0				

RPI 1-25				RPI 26-50				RPI 51-100				RPI 101+ Team's RPI: 220			
RPI	S	Opponent	Score	RPI	S	Opponent	Score	RPI	S	Opponent	Score	RPI	S	Opponent	Score
12	A	BYU	62 78					61	A	Oregon	68 79	102	A	New Mexico St.	68 73
												102	H	New Mexico St.	53 59
												120	H	San Francisco	94 88
												129	A	Boise St.	72 70
												150	N	Alabama	60 67
												182	A	UTRGV	48 61
												182	H	UTRGV	71 57
												184	A	Eastern Wash.	64 68
												188	A	Weber St.	56 61
												196	H	UC Davis	55 59
												199	H	Idaho St.	47 56
												221	H	Utah St.	72 76
												233	H	Grand Canyon	53 61
												246	A	CSU Bakersfield	54 61
												249	A	Seattle	61 44
												264	A	Omaha	74 59
												307	H	UMKC	79 71
												313	A	Nevada	73 65
												330	H	Southern Utah	70 58
												339	H	Chicago St.	74 46
LAST 12 Division I GAMES:															
102	H	New Mexico St.	53 59	233	H	Grand Canyon	53 61								
182	H	UTRGV	71 57	182	A	UTRGV	48 61								
246	A	CSU Bakersfield	54 61	102	A	New Mexico St.	68 73								
249	A	Seattle	61 44	196	H	UC Davis	55 59								
339	H	Chicago St.	74 46	199	H	Idaho St.	47 56								
307	H	UMKC	79 71	264	A	Omaha	74 59								

Non-Div I Games: Bethesda (CA) 91 64 Dixie St. 77 63

Utah Valley

Loss, Non-Conf, S Site, H Home A Away N Neutral

V
C
U

V
C
U

VCU

Page 323

Valparaiso

Through Games Of Feb. 9, 2016

Average RPI Win:	185	WON-LOST	WINNING	LAST 10	STRENGTH OF	OPP. STRENGTH	TEAM	ADJ.	CONF.	ADJ CONF.
Average RPI Loss:	123	RECORD	PCT. RANK	GAMES	SCHEDULE	OF SCHEDULE	RPI	RPI	RPI	RPI
DIV. I ONLY	5- 14	286	3- 7	42	148	206	206	14	14	
DIV. I NON-CONF.	1- 7	318	0- 0	32	46	238	238	15	15	
TOTALS	RPI 1-25	RPI 26-50	W-L RECORDS	RPI 51-100	RPI 101-150	RPI 150+				
5- 14	0- 3	0- 0	OVERALL	0- 3	2- 2	3- 6				
4- 7	0- 1	0- 0	HOME	0- 1	1- 2	3- 3				
1- 6	0- 2	0- 0	AWAY	0- 2	1- 0	0- 2				
0- 1	0- 0	0- 0	NEUTRAL	0- 0	0- 0	0- 1				
1- 7	0- 2	0- 0	NON-CONFERENCE	0- 1	0- 1	1- 3				
1- 3	0- 1	0- 0	HOME	0- 0	0- 1	1- 1				
0- 3	0- 1	0- 0	AWAY	0- 1	0- 0	0- 1				
0- 1	0- 0	0- 0	NEUTRAL	0- 0	0- 0	0- 1				
4- 7	0- 1	0- 0	CONFERENCE	0- 2	2- 1	2- 3				
3- 4	0- 0	0- 0	HOME	0- 1	1- 1	2- 2				
1- 3	0- 1	0- 0	AWAY	0- 1	1- 0	0- 1				
0- 0	0- 0	0- 0	NEUTRAL	0- 0	0- 0	0- 0				

RPI 1-25				RPI 26-50				RPI 51-100				RPI 101+ Team's RPI: 206			
RPI	S	Opponent	Score	RPI	S	Opponent	Score	RPI	S	Opponent	Score	RPI	S	Opponent	Score
1	H	Notre Dame	54 110					65	A	San Diego	60 76	107	H	Akron	74 85
17	A	Louisville	42 75					99	A	Wright St.	63 80	123	H	Youngstown St.	65 60
21	A	Green Bay	42 81					99	H	Wright St.	54 65	145	A	Northern Ky.	61 60
												145	H	Northern Ky.	50 68
												152	H	SIUE	69 56
												162	H	Detroit	66 72
												168	N	Northern Colo.	63 77
												176	A	Milwaukee	60 82
												189	A	Butler	53 72
												203	H	Oakland	81 66
												222	H	Ill.-Chicago	50 54
												251	H	Miami (OH)	72 75
												302	H	Cleveland St.	66 59
LAST 12 Division I GAMES:															
145	H	Northern Ky.	50 68	21	A	Green Bay	42 81	145	H	Northern Ky.	61 60	152	H	SIUE	69 56
99	H	Wright St.	54 65	203	H	Oakland	81 66	99	A	Wright St.	63 80				
222	H	Ill.-Chicago	50 54	162	H	Detroit	66 72	145	A	Northern Ky.	61 60				
123	H	Youngstown St.	65 60												
302	H	Cleveland St.	66 59												
176	A	Milwaukee	60 82												

Non-Div I Games: Ind.-Northwest 79 57 Cardinal Stritch 63 62 Ind.-Kokomo 88 22

Valparaiso

Loss, Non-Conf, S Site, H Home A Away N Neutral

Average RPI Win: 161		WON-LOST	WINNING	LAST 10	STRENGTH OF		OPP. STRENGTH	TEAM	ADJ.	CONF.	ADJ CONF.
Average RPI Loss: 55		RECORD	PCT. RANK	GAMES	SCHEDULE		OF SCHEDULE	RPI	RPI	RPI	RPI
DIV. I ONLY		15- 8	94	4- 6	66		57	58	58	2	2
DIV. I NON-CONF.		11- 2	28	2- 0	133		158	37	37	2	2
TOTALS		RPI 1-25	RPI 26-50		W-L RECORDS		RPI 51-100	RPI 101-150		RPI 150+	
15- 8		1- 3	1- 2		OVERALL		2- 1	5- 2		6- 0	
10- 2		0- 1	1- 1		HOME		1- 0	3- 0		5- 0	
4- 6		1- 2	0- 1		AWAY		1- 1	1- 2		1- 0	
1- 0		0- 0	0- 0		NEUTRAL		0- 0	1- 0		0- 0	
11- 2		0- 1	1- 1		NON-CONFERENCE		2- 0	2- 0		6- 0	
8- 0		0- 0	1- 0		HOME		1- 0	1- 0		5- 0	
2- 2		0- 1	0- 1		AWAY		1- 0	0- 0		1- 0	
1- 0		0- 0	0- 0		NEUTRAL		0- 0	1- 0		0- 0	
4- 6		1- 2	0- 1		CONFERENCE		0- 1	3- 2		0- 0	
2- 2		0- 1	0- 1		HOME		0- 0	2- 0		0- 0	
2- 4		1- 1	0- 0		AWAY		0- 1	1- 2		0- 0	
0- 0		0- 0	0- 0		NEUTRAL		0- 0	0- 0		0- 0	

RPI S	Opponent	Score	RPI S	Opponent	Score	RPI S	Opponent	Score	RPI S	Opponent	Score
3	H South Carolina	61 71	28	H Georgia	58 64	55	A Auburn	45 53	102	N New Mexico St.	71 45
15	A Tennessee	49 58	31	H Ohio	62 59	83	A Drexel	74 64	118	H LSU	58 42
21	A Green Bay	56 58	46	A Dayton	56 81	91	H UT Martin	64 61	130	A Arkansas	56 57
23	A Kentucky	71 69							139	A Ole Miss	52 55
									148	H ETSU	65 39
									150	A Alabama	54 48
									150	H Alabama	67 52
									153	A Fordham	53 40
									191	H Troy	97 43
									211	H Presbyterian	56 38
									266	H Austin Peay	73 56
									343	H Air Force	86 29
									348	H Mississippi Val.	89 39
LAST 12 Division I GAMES:											
130	A Arkansas	56 57	118	H LSU	58 42						
55	A Auburn	45 53	150	A Alabama	54 48						
28	H Georgia	58 64	3	H South Carolina	61 71						
23	A Kentucky	71 69	139	A Ole Miss	52 55						
150	H Alabama	67 52	153	A Fordham	53 40						
15	A Tennessee	49 58	102	N New Mexico St.	71 45						

Non-Div I Games:

Vanderbilt

Average RPI Win:	296	WON-LOST	WINNING	LAST 10	STRENGTH OF	OPP. STRENGTH	TEAM	ADJ.	CONF.	ADJ CONF.
Average RPI Loss:	179	RECORD	PCT. RANK	GAMES	SCHEDULE	OF SCHEDULE	RPI	RPI	RPI	RPI
DIV. I ONLY	7- 17	279	2- 8	251	332	287	287	15	15	
DIV. I NON-CONF.	5- 8	209	0- 1	301	348	280	280	18	18	
TOTALS	RPI 1-25	RPI 26-50	W-L RECORDS	RPI 51-100	RPI 101-150	RPI 150+				
7- 17	0- 0	0- 0	OVERALL	0- 4	0- 3	7- 10				
3- 8	0- 0	0- 0	HOME	0- 2	0- 1	3- 5				
4- 9	0- 0	0- 0	AWAY	0- 2	0- 2	4- 5				
0- 0	0- 0	0- 0	NEUTRAL	0- 0	0- 0	0- 0				
5- 8	0- 0	0- 0	NON-CONFERENCE	0- 0	0- 2	5- 6				
2- 3	0- 0	0- 0	HOME	0- 0	0- 1	2- 2				
3- 5	0- 0	0- 0	AWAY	0- 0	0- 1	3- 4				
0- 0	0- 0	0- 0	NEUTRAL	0- 0	0- 0	0- 0				
2- 9	0- 0	0- 0	CONFERENCE	0- 4	0- 1	2- 4				
1- 5	0- 0	0- 0	HOME	0- 2	0- 0	1- 3				
1- 4	0- 0	0- 0	AWAY	0- 2	0- 1	1- 1				
0- 0	0- 0	0- 0	NEUTRAL	0- 0	0- 0	0- 0				

RPI S	Opponent	Score	RPI S	Opponent	Score	RPI S	Opponent	Score	RPI S	Opponent	Score	Team's RPI: 287
						51	A Albany (NY)	43 72	112	A Stony Brook	59 73	
						51	H Albany (NY)	40 75	115	H Quinnipiac	65 77	
						88	A Maine	51 63	147	A Brown	54 71	
						88	H Maine	41 62	183	A UMBC	48 85	
									193	A Delaware	60 71	
									203	H Oakland	68 74	
									212	A Bryant	52 68	
									214	H Binghamton	53 57	
									223	H Hartford	47 51	
									228	A Columbia	56 73	
									258	H Sacred Heart	53 51	
									265	H New Hampshire	83 63	
									269	A Dartmouth	56 54	
									271	A Holy Cross	63 77	
									276	H Central Conn. St.	79 63	
									317	A UMass Lowell	59 51	
									317	H UMass Lowell	66 68	
									341	A NJIT	54 46	
									344	H St. Francis Brooklyn	55 59	
									347	A Boston U.	60 45	
LAST 12 Division I GAMES:												
317	H	UMass Lowell	66	68	317	A	UMass Lowell	59	51			
51	H	Albany (NY)	40	75	223	H	Hartford	47	51			
88	A	Maine	51	63	51	A	Albany (NY)	43	72			
112	A	Stony Brook	59	73	88	H	Maine	41	62			
265	H	New Hampshire	83	63	183	A	UMBC	48	85			
214	H	Binghamton	53	57	203	H	Oakland	68	74			

Non-Div I Games:

Vermont

 Loss,
 Non-Conf,
 S Site,
 H Home
 A Away
N Neutral

Average RPI Win:	140	WON-LOST	WINNING	LAST 10	STRENGTH OF	OPP. STRENGTH	TEAM	ADJ.	CONF.	ADJ CONF.
Average RPI Loss:	75	RECORD	PCT. RANK	GAMES	SCHEDULE	OF SCHEDULE	RPI	RPI	RPI	RPI
DIV. I ONLY	15- 9	105	7- 3	72	38	64	64	6	6	
DIV. I NON-CONF.	7- 4	110	1- 0	41	56	44	44	6	6	
TOTALS	RPI 1-25	RPI 26-50	W-L RECORDS	RPI 51-100	RPI 101-150	RPI 150+				
15- 9	1- 1	3- 3	OVERALL	4- 1	0- 4	7- 0				
7- 3	0- 1	3- 0	HOME	2- 0	0- 2	2- 0				
6- 5	1- 0	0- 2	AWAY	1- 1	0- 2	4- 0				
2- 1	0- 0	0- 1	NEUTRAL	1- 0	0- 0	1- 0				
7- 4	0- 0	1- 3	NON-CONFERENCE	2- 1	0- 0	4- 0				
3- 0	0- 0	1- 0	HOME	1- 0	0- 0	1- 0				
2- 3	0- 0	0- 2	AWAY	0- 1	0- 0	2- 0				
2- 1	0- 0	0- 1	NEUTRAL	1- 0	0- 0	1- 0				
8- 5	1- 1	2- 0	CONFERENCE	2- 0	0- 4	3- 0				
4- 3	0- 1	2- 0	HOME	1- 0	0- 2	1- 0				
4- 2	1- 0	0- 0	AWAY	1- 0	0- 2	2- 0				
0- 0	0- 0	0- 0	NEUTRAL	0- 0	0- 0	0- 0				

RPI 1-25				RPI 26-50				RPI 51-100 Team's RPI: 64				RPI 101+			
RPI	S	Opponent	Score	RPI	S	Opponent	Score	RPI	S	Opponent	Score	RPI	S	Opponent	Score
19	A	DePaul	64 60	29	H	Seton Hall	55 45	60	A	Temple	55 61	105	H	Georgetown	51 57
19	H	DePaul	47 75	30	H	St. John's (NY)	58 54	83	N	Drexel	67 55	117	A	Creighton	48 53
				35	A	George Washington	70 78	84	A	Marquette	82 75	117	H	Creighton	62 65
				40	A	North Carolina St.	64 70	84	H	Marquette	81 60	135	A	Xavier	67 74
				45	H	Penn	66 46	95	H	Saint Joseph's	55 49	189	A	Butler	57 45
				49	N	St. Mary's (CA)	60 67					202	A	Lehigh	65 44
												205	N	Sacramento St.	78 54
												250	A	Providence	76 47
												250	H	Providence	67 39
												255	H	Loyola Maryland	67 55
												278	A	La Salle	67 56
LAST 12 Division I GAMES:															
				84	H	Marquette	81 60	30	H	St. John's (NY)	58 54				
				19	H	DePaul	47 75	29	H	Seton Hall	55 45				
				250	A	Providence	76 47	19	A	DePaul	64 60				
				117	A	Creighton	48 53	84	A	Marquette	82 75				
				45	H	Penn	66 46	117	H	Creighton	62 65				
				105	H	Georgetown	51 57	250	H	Providence	67 39				

Non-Div I Games:

Villanova

■ Loss,
■ Non-Conf,
■ S Site,
■ H Home
■ A Away
N Neutral

RPI 1-25				RPI 26-50				RPI 51-100				Team's RPI: 96		RPI 101+			
RPI	S	Opponent	Score	RPI	S	Opponent	Score	RPI	S	Opponent	Score	RPI	S	Opponent	Score		
1	H	Notre Dame	46 74	38	H	Miami (FL)	76 56	55	A	Auburn	69 52	128	A	Wake Forest	52 50		
5	A	Ohio St.	73 93	40	A	North Carolina St.	52 63	76	A	Georgia Tech	78 67	146	H	Pittsburgh	55 58		
14	A	Florida St.	48 70	41	A	Duke	52 67	78	A	Middle Tenn.	70 66	204	H	Richmond	71 51		
17	H	Louisville	41 59	43	N	Rutgers	48 60	81	N	Tulane	62 67	231	H	Bowling Green	68 39		
21	N	Green Bay	68 59	50	H	Iowa	73 85	92	H	Virginia Tech	46 66	253	H	Coppin St.	75 40		

Virginia

Page 328

Average RPI Win:	197	WON-LOST	WINNING	LAST 10	STRENGTH OF	OPP. STRENGTH	TEAM	ADJ.	CONF.	ADJ CONF.
Average RPI Loss:	40	RECORD	PCT. RANK	GAMES	SCHEDULE	OF SCHEDULE	RPI	RPI	RPI	RPI
DIV. I ONLY	15- 8	94	3- 7	115	52	92	92	5	5	
DIV. I NON-CONF.	12- 1	9	2- 0	295	132	83	83	5	5	
TOTALS	RPI 1-25	RPI 26-50	W-L RECORDS	RPI 51-100	RPI 101-150	RPI 150+				
15- 8	1- 3	0- 3	OVERALL	1- 1	1- 1	12- 0				
12- 3	0- 0	0- 2	HOME	0- 1	1- 0	11- 0				
3- 5	1- 3	0- 1	AWAY	1- 0	0- 1	1- 0				
0- 0	0- 0	0- 0	NEUTRAL	0- 0	0- 0	0- 0				
12- 1	1- 0	0- 0	NON-CONFERENCE	0- 0	0- 1	11- 0				
10- 0	0- 0	0- 0	HOME	0- 0	0- 0	10- 0				
2- 1	1- 0	0- 0	AWAY	0- 0	0- 1	1- 0				
0- 0	0- 0	0- 0	NEUTRAL	0- 0	0- 0	0- 0				
3- 7	0- 3	0- 3	CONFERENCE	1- 1	1- 0	1- 0				
2- 3	0- 0	0- 2	HOME	0- 1	1- 0	1- 0				
1- 4	0- 3	0- 1	AWAY	1- 0	0- 0	0- 0				
0- 0	0- 0	0- 0	NEUTRAL	0- 0	0- 0	0- 0				

RPI 1-25				RPI 26-50				RPI 51-100				Team's RPI: 92	RPI 101+			
RPI	S	Opponent	Score	RPI	S	Opponent	Score	RPI	S	Opponent	Score		RPI	S	Opponent	Score
1	A	Notre Dame	41 80	27	A	Syracuse	39 60	76	H	Georgia Tech	34 51		103	H	Boston College	58 33
14	A	Florida St.	50 68	38	H	Miami (FL)	45 57	96	A	Virginia	66 46		105	A	Georgetown	56 73
15	A	Tennessee	57 43	40	H	North Carolina St.	61 72						156	A	Penn St.	64 59
17	A	Louisville	45 56										174	H	Col. of Charleston	81 47
													175	H	George Mason	80 63
													211	H	Presbyterian	58 44
													215	H	Radford	47 40
													218	H	Morgan St.	73 33
													219	H	Furman	59 30
													235	H	Clemson	79 49
													250	H	Providence	62 46
													253	H	Coppin St.	72 39
													301	H	Wofford	73 42
													337	H	Mt. St. Mary's	59 42
LAST 12 Division I GAMES:																
96	A	Virginia	66 46	235	H	Clemson	79 49									
76	H	Georgia Tech	34 51	27	A	Syracuse	39 60									
14	A	Florida St.	50 68	17	A	Louisville	45 56									
38	H	Miami (FL)	45 57	103	H	Boston College	58 33									
1	A	Notre Dame	41 80	219	H	Furman	59 30									
40	H	North Carolina St.	61 72	215	H	Radford	47 40									

Non-Div I Games:

Virginia Tech

■ Loss,
 ■ Non-Conf, S Site,
 ■ Home
 ■ Away
 N Neutral

Average RPI Win:	339	WON-LOST	WINNING	LAST 10	STRENGTH OF	OPP. STRENGTH	TEAM	ADJ.	CONF.	ADJ CONF.
Average RPI Loss:	212	RECORD	PCT. RANK	GAMES	SCHEDULE	OF SCHEDULE	RPI	RPI	RPI	RPI
DIV. I ONLY	4- 19	319	2- 8	321	314	342	342	31	31	
DIV. I NON-CONF.	2- 9	296	0- 0	239	108	311	311	32	32	
TOTALS	RPI 1-25	RPI 26-50	W-L RECORDS	RPI 51-100	RPI 101-150	RPI 150+				
4- 19	0- 1	0- 1	OVERALL	0- 0	0- 4	4- 13				
3- 8	0- 0	0- 0	HOME	0- 0	0- 2	3- 6				
1- 11	0- 1	0- 1	AWAY	0- 0	0- 2	1- 7				
0- 0	0- 0	0- 0	NEUTRAL	0- 0	0- 0	0- 0				
2- 9	0- 1	0- 1	NON-CONFERENCE	0- 0	0- 4	2- 3				
2- 2	0- 0	0- 0	HOME	0- 0	0- 2	2- 0				
0- 7	0- 1	0- 1	AWAY	0- 0	0- 2	0- 3				
0- 0	0- 0	0- 0	NEUTRAL	0- 0	0- 0	0- 0				
2- 10	0- 0	0- 0	CONFERENCE	0- 0	0- 0	2- 10				
1- 6	0- 0	0- 0	HOME	0- 0	0- 0	1- 6				
1- 4	0- 0	0- 0	AWAY	0- 0	0- 0	1- 4				
0- 0	0- 0	0- 0	NEUTRAL	0- 0	0- 0	0- 0				

RPI 1-25				RPI 26-50				RPI 51-100				RPI 101+ Team's RPI: 342			
RPI	S	Opponent	Score	RPI	S	Opponent	Score	RPI	S	Opponent	Score	RPI	S	Opponent	Score
5	A	Ohio St.	47 106	45	A	Penn	50 78					108	A	Yale	60 78
												112	H	Stony Brook	62 73
												139	H	Ole Miss	49 86
												146	A	Pittsburgh	41 67
												158	A	Old Dominion	57 71
												186	A	Robert Morris	44 64
												212	H	Bryant	71 82
												228	A	Columbia	48 67
												258	A	Sacred Heart	62 73
												258	H	Sacred Heart	73 77
												275	A	Saint Francis (PA)	78 93
												276	H	Central Conn. St.	52 62
												303	A	Delaware St.	44 66
												312	H	Fairleigh Dickinson	57 73
												325	H	LIU Brooklyn	63 73
												326	H	Lafayette	69 48
												337	A	Mt. St. Mary's	55 64
												337	H	Mt. St. Mary's	50 59
												341	H	NJIT	76 53
												344	A	St. Francis Brooklyn	82 78
												344	H	St. Francis Brooklyn	70 53
LAST 12 Division I GAMES:															
337	H	Mt. St. Mary's	50 59	325	H	LIU Brooklyn	63 73								
312	H	Fairleigh Dickinson	57 73	276	H	Central Conn. St.	52 62								
344	A	St. Francis Brooklyn	82 78	258	A	Sacred Heart	62 73								
337	A	Mt. St. Mary's	55 64	212	H	Bryant	71 82								
344	H	St. Francis Brooklyn	70 53	186	A	Robert Morris	44 64								
258	H	Sacred Heart	73 77	275	A	Saint Francis (PA)	78 93								

Non-Div I Games:

Wagner

■ Loss,
 ■ Non-Conf,
 ■ S Site,
 ■ H Home
 ■ A Away
 N Neutral

Wake Forest

Through Games Of Feb. 9, 2016

Average RPI Win:	179	WON-LOST	WINNING	LAST 10	STRENGTH OF	OPP. STRENGTH	TEAM	ADJ.	CONF.	ADJ CONF.
Average RPI Loss:	66	RECORD	PCT. RANK	GAMES	SCHEDULE	OF SCHEDULE	RPI	RPI	RPI	RPI
DIV. I ONLY	13- 11	155	4- 6	132	37	128	128	5	5	
DIV. I NON-CONF.	9- 4	96	1- 0	312	89	191	191	5	5	
TOTALS	RPI 1-25	RPI 26-50	W-L RECORDS	RPI 51-100	RPI 101-150	RPI 150+				
13- 11	0- 2	1- 5	OVERALL	0- 1	5- 2	7- 1				
8- 5	0- 1	1- 1	HOME	0- 1	3- 2	4- 0				
4- 5	0- 1	0- 4	AWAY	0- 0	2- 0	2- 0				
1- 1	0- 0	0- 0	NEUTRAL	0- 0	0- 0	1- 1				
9- 4	0- 0	0- 1	NON-CONFERENCE	0- 0	2- 2	7- 1				
6- 2	0- 0	0- 0	HOME	0- 0	2- 2	4- 0				
2- 1	0- 0	0- 1	AWAY	0- 0	0- 0	2- 0				
1- 1	0- 0	0- 0	NEUTRAL	0- 0	0- 0	1- 1				
4- 7	0- 2	1- 4	CONFERENCE	0- 1	3- 0	0- 0				
2- 3	0- 1	1- 1	HOME	0- 1	1- 0	0- 0				
2- 4	0- 1	0- 3	AWAY	0- 0	2- 0	0- 0				
0- 0	0- 0	0- 0	NEUTRAL	0- 0	0- 0	0- 0				

RPI S	Opponent	Score	RPI S	Opponent	Score	RPI S	Opponent	Score	RPI S	Opponent	Score	Team's RPI: 128
14	H Florida St.	55 96	27	H Syracuse	65 91	96	H Virginia	50 52	103	A Boston College	65 59	
17	A Louisville	54 78	33	A Missouri	81 94				106	H North Carolina	75 63	
			38	A Miami (FL)	60 71				110	H Belmont	64 78	
			40	A North Carolina St.	47 64				118	H LSU	60 57	
			40	H North Carolina St.	63 58				141	H Wisconsin	51 64	
			41	A Duke	68 95				146	A Pittsburgh	60 49	
									148	H ETSU	69 52	
									163	H Jacksonville	57 51	
									165	H Davidson	77 58	
									167	N Hampton	42 47	
									204	H Richmond	43 33	
									254	A American	71 70	
									278	H La Salle	61 53	
									295	N Coastal Caro.	81 52	
									306	A FIU	57 53	
LAST 12 Division I GAMES:												
40	H North Carolina St.	63 58	27	H Syracuse	65 91							
146	A Pittsburgh	60 49	38	A Miami (FL)	60 71							
17	A Louisville	54 78	96	H Virginia	50 52							
14	H Florida St.	55 96	41	A Duke	68 95							
103	A Boston College	65 59	40	A North Carolina St.	47 64							
106	H North Carolina	75 63	306	A FIU	57 53							

Non-Div I Games:

Wake Forest

■ Loss,
 ■ Non-Conf,
 ■ S Site,
 ■ H Home
 ■ A Away
 N Neutral

Average RPI Win:	123	WON-LOST	WINNING	LAST 10	STRENGTH OF	OPP. STRENGTH	TEAM	ADJ.	CONF.	ADJ CONF.
Average RPI Loss:	30	RECORD	PCT. RANK	GAMES	SCHEDULE	OF SCHEDULE	RPI	RPI	RPI	RPI
DIV. I ONLY	16- 7	70	5- 5	23	16	37	37	1	1	
DIV. I NON-CONF.	9- 2	37	0- 0	51	113	39	39	1	1	
TOTALS	RPI 1-25	RPI 26-50	W-L RECORDS	RPI 51-100	RPI 101-150	RPI 150+				
16- 7	1- 3	1- 2	OVERALL	6- 2	3- 0	5- 0				
10- 4	1- 2	1- 1	HOME	3- 1	1- 0	4- 0				
5- 2	0- 1	0- 0	AWAY	3- 1	1- 0	1- 0				
1- 1	0- 0	0- 1	NEUTRAL	0- 0	1- 0	0- 0				
9- 2	0- 0	0- 2	NON-CONFERENCE	3- 0	2- 0	4- 0				
6- 1	0- 0	0- 1	HOME	2- 0	0- 0	4- 0				
2- 0	0- 0	0- 0	AWAY	1- 0	1- 0	0- 0				
1- 1	0- 0	0- 1	NEUTRAL	0- 0	1- 0	0- 0				
7- 5	1- 3	1- 0	CONFERENCE	3- 2	1- 0	1- 0				
4- 3	1- 2	1- 0	HOME	1- 1	1- 0	0- 0				
3- 2	0- 1	0- 0	AWAY	2- 1	0- 0	1- 0				
0- 0	0- 0	0- 0	NEUTRAL	0- 0	0- 0	0- 0				

RPI 1-25				RPI 26-50				Team's RPI: 37				RPI 51-100				RPI 101+			
RPI	S	Opponent	Score	RPI	S	Opponent	Score	RPI	S	Opponent	Score	RPI	S	Opponent	Score	RPI	S	Opponent	Score
6	A	Stanford	53 69	26	H	Southern California	69 60	61	H	Oregon	63 75	104	H	Arizona	63 47				
7	H	Oregon St.	53 61	27	N	Syracuse	62 66	66	H	Santa Clara	100 55	122	A	Fresno St.	89 79				
8	H	Arizona St.	61 68	32	H	Oklahoma	68 71	67	A	Washington St.	79 64	131	N	Texas Tech	77 73				
10	H	UCLA	64 56					67	H	Washington St.	69 63	179	A	Colorado	76 74				
								69	H	UC Riverside	78 43	188	H	Weber St.	69 56				
								70	A	Utah	83 88	249	H	Seattle	96 55				
								74	A	California	75 65	261	H	San Diego St.	80 51				
								80	A	South Dakota	77 64	281	H	Portland	83 65				
LAST 12 Division I GAMES:																			
61	H	Oregon	63 75	10	H	UCLA	64 56												
7	H	Oregon St.	53 61	104	H	Arizona	63 47												
74	A	California	75 65	8	H	Arizona St.	61 68												
6	A	Stanford	53 69	70	A	Utah	83 88												
67	H	Washington St.	69 63	179	A	Colorado	76 74												
26	H	Southern California	69 60	67	A	Washington St.	79 64												

Non-Div I Games:

Washington

■ Loss,
 ■ Non-Conf, S Site,
 ■ Home
 ■ Away
 N Neutral

Average RPI Win: 158		WON-LOST	WINNING	LAST 10	STRENGTH OF	OPP. STRENGTH	TEAM	ADJ.	CONF.	ADJ CONF.
Average RPI Loss: 34		RECORD	PCT. RANK	GAMES	SCHEDULE	OF SCHEDULE	RPI	RPI	RPI	RPI
DIV. I ONLY		12- 11	164	3- 7	31	15	67	67	1	1
DIV. I NON-CONF.		9- 2	37	0- 0	97	95	21	21	1	1
TOTALS		RPI 1-25	RPI 26-50	W-L RECORDS	RPI 51-100	RPI 101-150	RPI 150+			
12- 11	0- 5		1- 3	OVERALL	2- 3	2- 0	7- 0			
6- 5	0- 3		1- 1	HOME	1- 1	1- 0	3- 0			
5- 6	0- 2		0- 2	AWAY	1- 2	1- 0	3- 0			
1- 0	0- 0		0- 0	NEUTRAL	0- 0	0- 0	1- 0			
9- 2	0- 1		0- 1	NON-CONFERENCE	2- 0	1- 0	6- 0			
4- 0	0- 0		0- 0	HOME	1- 0	0- 0	3- 0			
4- 2	0- 1		0- 1	AWAY	1- 0	1- 0	2- 0			
1- 0	0- 0		0- 0	NEUTRAL	0- 0	0- 0	1- 0			
3- 9	0- 4		1- 2	CONFERENCE	0- 3	1- 0	1- 0			
2- 5	0- 3		1- 1	HOME	0- 1	1- 0	0- 0			
1- 4	0- 1		0- 1	AWAY	0- 2	0- 0	1- 0			
0- 0	0- 0		0- 0	NEUTRAL	0- 0	0- 0	0- 0			

[illegible]

Non-Div I Games:

Washington St.

Loss, Non-Conf, S Site, H Home A Away N Neutral

Average RPI Win:	245	WON-LOST	WINNING	LAST 10	STRENGTH OF	OPP. STRENGTH	TEAM	ADJ.	CONF.	ADJ CONF.
Average RPI Loss:	119	RECORD	PCT. RANK	GAMES	SCHEDULE	OF SCHEDULE	RPI	RPI	RPI	RPI
DIV. I ONLY	13- 6	80	7- 3	340	94	188	188	20	20	
DIV. I NON-CONF.	6- 3	100	0- 1	315	91	171	171	21	21	
TOTALS	RPI 1-25	RPI 26-50	W-L RECORDS	RPI 51-100	RPI 101-150	RPI 150+				
13- 6	0- 1	0- 1	OVERALL	0- 0	1- 1	12- 3				
4- 4	0- 1	0- 0	HOME	0- 0	0- 1	4- 2				
8- 2	0- 0	0- 1	AWAY	0- 0	1- 0	7- 1				
1- 0	0- 0	0- 0	NEUTRAL	0- 0	0- 0	1- 0				
6- 3	0- 1	0- 1	NON-CONFERENCE	0- 0	0- 0	6- 1				
1- 2	0- 1	0- 0	HOME	0- 0	0- 0	1- 1				
4- 1	0- 0	0- 1	AWAY	0- 0	0- 0	4- 0				
1- 0	0- 0	0- 0	NEUTRAL	0- 0	0- 0	1- 0				
7- 3	0- 0	0- 0	CONFERENCE	0- 0	1- 1	6- 2				
3- 2	0- 0	0- 0	HOME	0- 0	0- 1	3- 1				
4- 1	0- 0	0- 0	AWAY	0- 0	1- 0	3- 1				
0- 0	0- 0	0- 0	NEUTRAL	0- 0	0- 0	0- 0				

RPI S	Opponent	Score	RPI S	Opponent	Score	RPI S	Opponent	Score	RPI S	Opponent	Score	Team's RPI: 188
12	H BYU	51 68	37	A Washington	56 69				126	A North Dakota	62 56	
									126	H North Dakota	78 85	
									168	A Northern Colo.	63 65	
									168	H Northern Colo.	82 79	
									174	H Col. of Charleston	42 50	
									199	A Idaho St.	61 46	
									199	H Idaho St.	57 58	
									200	A North Texas	45 38	
									205	H Sacramento St.	77 66	
									220	H Utah Valley	61 56	
									232	N Stephen F. Austin	56 46	
									260	A Northern Ariz.	76 56	
									281	A Portland	57 55	
									305	A Denver	61 49	
									322	H Portland St.	102 73	
									330	A Southern Utah	69 51	
									340	A Cal St. Fullerton	60 40	
LAST 12 Division I GAMES:												
126	H North Dakota	78 85	322	H Portland St.	102 73							
168	H Northern Colo.	82 79	168	A Northern Colo.	63 65							
330	A Southern Utah	69 51	126	A North Dakota	62 56							
260	A Northern Ariz.	76 56	199	A Idaho St.	61 46							
199	H Idaho St.	57 58	37	A Washington	56 69							
205	H Sacramento St.	77 66	220	H Utah Valley	61 56							

Non-Div I Games: Westminster (UT) 79 46 Bethesda (CA) 86 60

Weber St.

Loss, Non-Conf, S Site, H Home A Away N Neutral

West Virginia

Through Games Of Feb. 9, 2016

Average RPI Win:	163	WON-LOST	WINNING	LAST 10	STRENGTH OF	OPP. STRENGTH	TEAM	ADJ.	CONF.	ADJ CONF.
Average RPI Loss:	27	RECORD	PCT. RANK	GAMES	SCHEDULE	OF SCHEDULE	RPI	RPI	RPI	RPI
DIV. I ONLY	18- 6	45	7- 3	58	42	36	36	3	3	
DIV. I NON-CONF.	11- 2	28	1- 0	161	162	51	51	3	3	
TOTALS	RPI 1-25	RPI 26-50	W-L RECORDS	RPI 51-100	RPI 101-150	RPI 150+				
18- 6	0- 3	3- 2	OVERALL	3- 1	4- 0	8- 0				
9- 2	0- 2	1- 0	HOME	1- 0	1- 0	6- 0				
4- 3	0- 1	1- 1	AWAY	1- 1	1- 0	1- 0				
5- 1	0- 0	1- 1	NEUTRAL	1- 0	2- 0	1- 0				
11- 2	0- 0	1- 1	NON-CONFERENCE	2- 1	2- 0	6- 0				
6- 0	0- 0	0- 0	HOME	1- 0	0- 0	5- 0				
0- 1	0- 0	0- 0	AWAY	0- 1	0- 0	0- 0				
5- 1	0- 0	1- 1	NEUTRAL	1- 0	2- 0	1- 0				
7- 4	0- 3	2- 1	CONFERENCE	1- 0	2- 0	2- 0				
3- 2	0- 2	1- 0	HOME	0- 0	1- 0	1- 0				
4- 2	0- 1	1- 1	AWAY	1- 0	1- 0	1- 0				
0- 0	0- 0	0- 0	NEUTRAL	0- 0	0- 0	0- 0				

RPI 1-25				RPI 26-50				Team's RPI: 36	RPI 51-100				RPI 101+			
RPI	S	Opponent	Score	RPI	S	Opponent	Score		RPI	S	Opponent	Score	RPI	S	Opponent	Score
4	A	Baylor	64 69	26	N	Southern California	67 78		53	N	James Madison	69 62	108	N	Yale	70 60
4	H	Baylor	61 71	32	A	Oklahoma	54 57		71	H	Elon	67 57	131	A	Texas Tech	69 42
9	H	Texas	54 65	42	N	Indiana	75 64		89	A	Gonzaga	57 62	131	H	Texas Tech	79 57
				44	A	Kansas St.	72 53		93	A	TCU	97 84	134	N	Marshall	66 60
				44	H	Kansas St.	64 44						190	A	Kansas	65 45
LAST 12 Division I GAMES:																
				44	H	Kansas St.	64 44		4	A	Baylor	64 69				
				131	A	Texas Tech	69 42		131	H	Texas Tech	79 57				
				4	H	Baylor	61 71		44	A	Kansas St.	72 53				
				32	A	Oklahoma	54 57		190	A	Kansas	65 45				
				93	A	TCU	97 84		9	H	Texas	54 65				
				190	H	Kansas	72 35		71	H	Elon	67 57				

Non-Div I Games:

West Virginia

■ Loss,
 ■ Non-Conf, S Site,
 ■ Home
 ■ Away
 N Neutral

Average RPI Win:	296	WON-LOST	WINNING	LAST 10	STRENGTH OF	OPP. STRENGTH	TEAM	ADJ.	CONF.	ADJ CONF.
Average RPI Loss:	168	RECORD	PCT. RANK	GAMES	SCHEDULE	OF SCHEDULE	RPI	RPI	RPI	RPI
DIV. I ONLY	3- 17	328	2- 7	131	309	300	300	17	17	
DIV. I NON-CONF.	1- 10	330	0- 2	149	346	310	310	16	16	
TOTALS	RPI 1-25	RPI 26-50	W-L RECORDS	RPI 51-100	RPI 101-150	RPI 150+				
3- 17	0- 0	0- 2	OVERALL	0- 1	0- 6	3- 8				
2- 5	0- 0	0- 0	HOME	0- 0	0- 3	2- 2				
0- 12	0- 0	0- 2	AWAY	0- 1	0- 3	0- 6				
1- 0	0- 0	0- 0	NEUTRAL	0- 0	0- 0	1- 0				
1- 10	0- 0	0- 2	NON-CONFERENCE	0- 0	0- 1	1- 7				
0- 2	0- 0	0- 0	HOME	0- 0	0- 1	0- 1				
0- 8	0- 0	0- 2	AWAY	0- 0	0- 0	0- 6				
1- 0	0- 0	0- 0	NEUTRAL	0- 0	0- 0	1- 0				
2- 7	0- 0	0- 0	CONFERENCE	0- 1	0- 5	2- 1				
2- 3	0- 0	0- 0	HOME	0- 0	0- 2	2- 1				
0- 4	0- 0	0- 0	AWAY	0- 1	0- 3	0- 0				
0- 0	0- 0	0- 0	NEUTRAL	0- 0	0- 0	0- 0				

RPI S	Opponent	Score	RPI S	Opponent	Score	RPI S	Opponent	Score	RPI S	Opponent	Score	Team's RPI: 300
			40	A North Carolina St.	55 86	57	A Chattanooga	59 77	121	A Samford	52 57	
			41	A Duke	47 84				121	H Samford	42 59	
									127	A Mercer	42 63	
									127	H Mercer	88 92	
									142	H UNC Asheville	45 67	
									148	A ETSU	62 74	
									165	A Davidson	51 64	
									208	A Eastern Ky.	62 91	
									219	H Furman	76 83	
									234	A USC Upstate	59 68	
									248	H Bethune-Cookman	59 66	
									279	A Campbell	66 73	
									285	A Kennesaw St.	53 65	
									289	H UNCG	84 72	
									296	A Charleston So.	59 80	
									297	N Florida A&M	69 53	
									301	H Wofford	74 72	
LAST 12 Division I GAMES:												
			121	A Samford	52 57	57	A Chattanooga	59 77				
			127	A Mercer	42 63	127	H Mercer	88 92				
			289	H UNCG	84 72	121	H Samford	42 59				
			301	H Wofford	74 72	234	A USC Upstate	59 68				
			219	H Furman	76 83	41	A Duke	47 84				
			148	A ETSU	62 74	296	A Charleston So.	59 80				

Non-Div I Games: Anderson (SC) 72 55 Brevard 68 60 Warren Wilson 106 52

Western Caro.

Average RPI Win: 282		WON-LOST	WINNING	LAST 10	STRENGTH OF	OPP. STRENGTH	TEAM	ADJ.	CONF.	ADJ CONF.
Average RPI Loss: 142		RECORD	PCT. RANK	GAMES	SCHEDULE	OF SCHEDULE	RPI	RPI	RPI	RPI
DIV. I ONLY		11- 11	167	5- 5	287	245	227	227	18	18
DIV. I NON-CONF.		5- 6	180	1- 0	284	258	242	242	19	19
TOTALS		RPI 1-25	RPI 26-50	W-L RECORDS	RPI 51-100	RPI 101-150	RPI 150+			
11- 11	0- 0		0- 2	OVERALL	0- 2	0- 3	11- 4			
6- 4	0- 0		0- 0	HOME	0- 1	0- 1	6- 2			
4- 6	0- 0		0- 2	AWAY	0- 1	0- 2	4- 1			
1- 1	0- 0		0- 0	NEUTRAL	0- 0	0- 0	1- 1			
5- 6	0- 0		0- 2	NON-CONFERENCE	0- 0	0- 1	5- 3			
2- 2	0- 0		0- 0	HOME	0- 0	0- 0	2- 2			
2- 3	0- 0		0- 2	AWAY	0- 0	0- 1	2- 0			
1- 1	0- 0		0- 0	NEUTRAL	0- 0	0- 0	1- 1			
6- 5	0- 0		0- 0	CONFERENCE	0- 2	0- 2	6- 1			
4- 2	0- 0		0- 0	HOME	0- 1	0- 1	4- 0			
2- 3	0- 0		0- 0	AWAY	0- 1	0- 1	2- 1			
0- 0	0- 0		0- 0	NEUTRAL	0- 0	0- 0	0- 0			

RPI 1-25				RPI 26-50				RPI 51-100				RPI 101+				Team's RPI: 227	
RPI	S	Opponent	Score	RPI	S	Opponent	Score	RPI	S	Opponent	Score	RPI	S	Opponent	Score		
				44	A	Kansas St.	45 84	59	A	South Dakota St.	63 85	113	A	IUPUI	87 96		
				50	A	Iowa	81 96	80	H	South Dakota	77 102	113	H	IUPUI	60 68		
												126	A	North Dakota	67 78		
												152	H	SIUE	78 74		
												159	H	Oral Roberts	72 61		
												198	H	Southeast Mo. St.	84 89		
												222	H	Ill.-Chicago	70 78		
												248	N	Bethune-Cookman	75 59		
												264	A	Omaha	66 79		
												264	H	Omaha	74 55		
												290	N	Towson	77 83		
												305	H	Denver	63 60		
												316	A	Illinois St.	79 64		
												321	A	North Dakota St.	94 82		
												332	A	IPFW	78 74		
												332	H	IPFW	88 87		
												338	A	Eastern Ill.	92 69		
												339	H	Chicago St.	88 50		
LAST 12 Division I GAMES:																	
				113	A	IUPUI	87 96	305	H	Denver	63 60						
				332	H	IPFW	88 87	113	H	IUPUI	60 68						
				264	H	Omaha	74 55	332	A	IPFW	78 74						
				80	H	South Dakota	77 102	264	A	Omaha	66 79						
				59	A	South Dakota St.	63 85	159	H	Oral Roberts	72 61						
				321	A	North Dakota St.	94 82	316	A	Illinois St.	79 64						

Non-Div I Games:	Ashford	86	58	Central Methodist	108	46
------------------	---------	----	----	-------------------	-----	----

Western Ill.

Loss, Non-Conf, S Site, H Home A Away N Neutral

Average RPI Win:	183	WON-LOST	WINNING	LAST 10	STRENGTH OF	OPP. STRENGTH	TEAM	ADJ.	CONF.	ADJ CONF.
Average RPI Loss:	74	RECORD	PCT. RANK	GAMES	SCHEDULE	OF SCHEDULE	RPI	RPI	RPI	RPI
DIV. I ONLY	17- 4	33	8- 2	173	89	56	56	12	12	
DIV. I NON-CONF.	8- 2	51	1- 0	208	90	53	53	10	10	
TOTALS	RPI 1-25	RPI 26-50	W-L RECORDS	RPI 51-100	RPI 101-150	RPI 150+				
17- 4	1- 1	0- 0	OVERALL	1- 2	3- 1	12- 0				
10- 1	1- 1	0- 0	HOME	1- 0	2- 0	6- 0				
6- 3	0- 0	0- 0	AWAY	0- 2	1- 1	5- 0				
1- 0	0- 0	0- 0	NEUTRAL	0- 0	0- 0	1- 0				
8- 2	1- 0	0- 0	NON-CONFERENCE	0- 1	2- 1	5- 0				
4- 0	1- 0	0- 0	HOME	0- 0	1- 0	2- 0				
3- 2	0- 0	0- 0	AWAY	0- 1	1- 1	2- 0				
1- 0	0- 0	0- 0	NEUTRAL	0- 0	0- 0	1- 0				
9- 2	0- 1	0- 0	CONFERENCE	1- 1	1- 0	7- 0				
6- 1	0- 1	0- 0	HOME	1- 0	1- 0	4- 0				
3- 1	0- 0	0- 0	AWAY	0- 1	0- 0	3- 0				
0- 0	0- 0	0- 0	NEUTRAL	0- 0	0- 0	0- 0				

RPI 1-25				RPI 26-50				RPI 51-100 Team's RPI: 56				RPI 101+			
RPI	S	Opponent	Score	RPI	S	Opponent	Score	RPI	S	Opponent	Score	RPI	S	Opponent	Score
17	H	Louisville	71 69					54	A	Ball St.	60 74	110	H	Belmont	80 65
25	H	UTEP	78 85					78	A	Middle Tenn.	75 83	134	H	Marshall	81 52
								90	H	Charlotte	77 66	139	A	Ole Miss	53 59
												144	A	Texas-Arlington	73 64
												158	H	Old Dominion	68 51
												161	A	Fla. Atlantic	81 62
												169	A	UAB	63 49
												174	A	Col. of Charleston	78 44
												175	N	George Mason	84 58
												200	H	North Texas	65 53
												208	H	Eastern Ky.	76 60
												229	H	UTSA	72 65
												243	H	Rice	52 49
												266	H	Austin Peay	88 69
												306	A	FIU	71 69
												333	A	Lipscomb	64 56
LAST 12 Division I GAMES:															
25	H	UTEP	78 85	200	H	North Texas	65 53								
229	H	UTSA	72 65	243	H	Rice	52 49								
78	A	Middle Tenn.	75 83	161	A	Fla. Atlantic	81 62								
169	A	UAB	63 49	306	A	FIU	71 69								
90	H	Charlotte	77 66	134	H	Marshall	81 52								
158	H	Old Dominion	68 51	110	H	Belmont	80 65								

Non-Div I Games: Alas. Anchorage 62 58

Western Ky.

■ Loss,
 ■ Non-Conf,
 ■ S Site,
 ■ H Home
 ■ A Away
 N Neutral

Average RPI Win:	255	WON-LOST	WINNING	LAST 10	STRENGTH OF	OPP. STRENGTH	TEAM	ADJ.	CONF.	ADJ CONF.
Average RPI Loss:	69	RECORD	PCT. RANK	GAMES	SCHEDULE	OF SCHEDULE	RPI	RPI	RPI	RPI
DIV. I ONLY	11- 10	158	5- 5	136	163	124	124	11	11	
DIV. I NON-CONF.	6- 4	125	0- 0	132	200	101	101	13	13	
TOTALS	RPI 1-25	RPI 26-50	W-L RECORDS	RPI 51-100	RPI 101-150	RPI 150+				
11- 10	0- 2	0- 1	OVERALL	0- 4	1- 3	10- 0				
5- 2	0- 0	0- 0	HOME	0- 1	0- 1	5- 0				
5- 6	0- 1	0- 1	AWAY	0- 2	1- 2	4- 0				
1- 2	0- 1	0- 0	NEUTRAL	0- 1	0- 0	1- 0				
6- 4	0- 2	0- 0	NON-CONFERENCE	0- 2	0- 0	6- 0				
2- 0	0- 0	0- 0	HOME	0- 0	0- 0	2- 0				
3- 2	0- 1	0- 0	AWAY	0- 1	0- 0	3- 0				
1- 2	0- 1	0- 0	NEUTRAL	0- 1	0- 0	1- 0				
5- 6	0- 0	0- 1	CONFERENCE	0- 2	1- 3	4- 0				
3- 2	0- 0	0- 0	HOME	0- 1	0- 1	3- 0				
2- 4	0- 0	0- 1	AWAY	0- 1	1- 2	1- 0				
0- 0	0- 0	0- 0	NEUTRAL	0- 0	0- 0	0- 0				

RPI 1-25				RPI 26-50				RPI 51-100				RPI 101+ Team's RPI: 124			
RPI	S	Opponent	Score	RPI	S	Opponent	Score	RPI	S	Opponent	Score	RPI	S	Opponent	Score
13	A	Michigan St.	40 78	31	A	Ohio	63 73	54	H	Ball St.	53 77	109	A	Toledo	73 80
22	N	Mississippi St.	68 90					72	N	FGCU	42 60	109	H	Toledo	68 80
								82	A	Central Mich.	51 53	111	A	Eastern Mich.	66 70
								85	A	Northwestern	62 86	133	A	Buffalo	92 78
												155	A	Loyola Chicago	68 45
												162	H	Detroit	70 66
												226	N	Gardner-Webb	71 44
												231	H	Bowling Green	74 45
												251	H	Miami (OH)	80 66
												315	A	Bradley	72 59
												331	A	Kent St.	65 53
												331	H	Kent St.	73 52
												332	A	IPFW	70 48
												339	H	Chicago St.	65 56
LAST 12 Division I GAMES:															
111	A	Eastern Mich.	66 70	251	H	Miami (OH)	80 66								
109	H	Toledo	68 80	331	H	Kent St.	73 52								
331	A	Kent St.	65 53	109	A	Toledo	73 80								
82	A	Central Mich.	51 53	231	H	Bowling Green	74 45								
54	H	Ball St.	53 77	31	A	Ohio	63 73								
133	A	Buffalo	92 78	72	N	FGCU	42 60								

Non-Div I Games: Ferris St. 73 41 Wis.-Parkside 56 49

Western Mich.

Loss, Non-Conf, S Site, H Home A Away N Neutral

Average RPI Win:	262	WON-LOST	WINNING	LAST 10	STRENGTH OF	OPP. STRENGTH	TEAM	ADJ.	CONF.	ADJ CONF.
Average RPI Loss:	157	RECORD	PCT. RANK	GAMES	SCHEDULE	OF SCHEDULE	RPI	RPI	RPI	RPI
DIV. I ONLY	5- 17	298	1- 2	180	202	292	292	21	21	
DIV. I NON-CONF.	3- 8	258	1- 0	173	218	265	265	17	17	
TOTALS	RPI 1-25	RPI 26-50	W-L RECORDS	RPI 51-100	RPI 101-150	RPI 150+				
5- 17	0- 1	0- 1	OVERALL	0- 4	1- 3	4- 8				
4- 7	0- 1	0- 1	HOME	0- 2	1- 1	3- 2				
1- 9	0- 0	0- 0	AWAY	0- 2	0- 2	1- 5				
0- 1	0- 0	0- 0	NEUTRAL	0- 0	0- 0	0- 1				
3- 8	0- 1	0- 1	NON-CONFERENCE	0- 1	0- 1	3- 4				
2- 4	0- 1	0- 1	HOME	0- 0	0- 0	2- 2				
1- 3	0- 0	0- 0	AWAY	0- 1	0- 1	1- 1				
0- 1	0- 0	0- 0	NEUTRAL	0- 0	0- 0	0- 1				
2- 9	0- 0	0- 0	CONFERENCE	0- 3	1- 2	1- 4				
2- 3	0- 0	0- 0	HOME	0- 2	1- 1	1- 0				
0- 6	0- 0	0- 0	AWAY	0- 1	0- 1	0- 4				
0- 0	0- 0	0- 0	NEUTRAL	0- 0	0- 0	0- 0				

RPI 1-25				RPI 26-50				RPI 51-100				RPI 101+ Team's RPI: 292			
RPI	S	Opponent	Score	RPI	S	Opponent	Score	RPI	S	Opponent	Score	RPI	S	Opponent	Score
15	H	Tennessee	51 58	33	H	Missouri	37 57	52	A	Arkansas St.	40 67	117	A	Creighton	54 79
								87	H	Missouri St.	57 77	131	A	UNI	48 69
								97	A	Drake	59 81	131	H	UNI	44 55
								97	H	Drake	56 87	138	H	Southern Ill.	57 48
												155	A	Loyola Chicago	55 60
												184	H	Eastern Wash.	62 67
												198	H	Southeast Mo. St.	62 66
												204	N	Richmond	50 63
												247	A	Indiana St.	33 59
												272	H	Prairie View	64 36
												274	H	N.C. A&T	55 53
												284	A	Tennessee Tech	48 54
												306	A	FIU	76 62
												315	A	Bradley	44 50
												316	A	Illinois St.	49 70
												319	H	Evansville	58 50
LAST 12 Division I GAMES:															
306	A	FIU	76 62	315	A	Bradley	44 50								
131	A	UNI	48 69	155	A	Loyola Chicago	55 60								
97	A	Drake	59 81	97	H	Drake	56 87								
87	H	Missouri St.	57 77	131	H	UNI	44 55								
319	H	Evansville	58 50	316	A	Illinois St.	49 70								
138	H	Southern Ill.	57 48	247	A	Indiana St.	33 59								

Non-Div I Games:

Wichita St.

■ Loss,
■ Non-Conf, S Site,
■ Home
■ Away
N Neutral

William & Mary

Through Games Of Feb. 9, 2016

Average RPI Win:	246	WON-LOST	WINNING	LAST 10	STRENGTH OF	OPP. STRENGTH	TEAM	ADJ.	CONF.	ADJ CONF.
Average RPI Loss:	148	RECORD	PCT. RANK	GAMES	SCHEDULE	OF SCHEDULE	RPI	RPI	RPI	RPI
DIV. I ONLY	13- 9	118	3- 7	324	165	197	197	13	13	
DIV. I NON-CONF.	9- 2	37	1- 0	344	281	156	156	12	12	
TOTALS	RPI 1-25	RPI 26-50	W-L RECORDS	RPI 51-100	RPI 101-150	RPI 150+				
13- 9	0- 0	0- 0	OVERALL	1- 4	0- 0	12- 5				
8- 2	0- 0	0- 0	HOME	1- 1	0- 0	7- 1				
5- 7	0- 0	0- 0	AWAY	0- 0	0- 0	5- 2				
0- 0	0- 0	0- 0	NEUTRAL	0- 0	0- 0	0- 0				
9- 2	0- 0	0- 0	NON-CONFERENCE	0- 1	0- 0	9- 1				
5- 0	0- 0	0- 0	HOME	0- 0	0- 0	5- 0				
4- 2	0- 0	0- 0	AWAY	0- 1	0- 0	4- 1				
0- 0	0- 0	0- 0	NEUTRAL	0- 0	0- 0	0- 0				
4- 7	0- 0	0- 0	CONFERENCE	1- 3	0- 0	3- 4				
3- 2	0- 0	0- 0	HOME	1- 1	0- 0	2- 1				
1- 5	0- 0	0- 0	AWAY	0- 2	0- 0	1- 3				
0- 0	0- 0	0- 0	NEUTRAL	0- 0	0- 0	0- 0				

RPI 1-25			RPI 26-50			RPI 51-100			RPI 101+			Team's RPI: 197
RPI	S	Opponent	Score	RPI	S	Opponent	Score	RPI	S	Opponent	Score	
						53	H James Madison	65 59	158	H Old Dominion	75 64	
						71	A Elon	51 73	174	H Col. of Charleston	51 55	
						77	A Hofstra	45 75	193	A Delaware	63 67	
						83	H Drexel	50 67	194	A Northeastern	68 69	
						98	A VCU	47 73	194	H Northeastern	69 62	
									204	A Richmond	50 56	
									230	H Grambling	74 55	
									235	A Clemson	58 41	
									239	A UNCW	44 59	
									239	H UNCW	77 65	
									254	H American	62 51	
									255	A Loyola Maryland	62 61	
									290	A Towson	73 54	
									301	H Wofford	75 55	
									303	A Delaware St.	65 59	
									337	A Mt. St. Mary's	76 74	
									346	H Norfolk St.	67 47	
LAST 12 Division I GAMES:												
239	A	UNCW	44 59	77	A	Hofstra	45 75					
71	A	Elon	51 73	194	A	Northeastern	68 69					
194	H	Northeastern	69 62	83	H	Drexel	50 67					
174	H	Col. of Charleston	51 55	290	A	Towson	73 54					
193	A	Delaware	63 67	53	H	James Madison	65 59					
239	H	UNCW	77 65	158	H	Old Dominion	75 64					

Non-Div I Games:

William & Mary

■ Loss,
 ■ Non-Conf,
 ■ S Site,
 ■ H Home
 ■ A Away
 N Neutral

Average RPI Win:	285	WON-LOST	WINNING	LAST 10	STRENGTH OF	OPP. STRENGTH	TEAM	ADJ.	CONF.	ADJ CONF.
Average RPI Loss:	166	RECORD	PCT. RANK	GAMES	SCHEDULE	OF SCHEDULE	RPI	RPI	RPI	RPI
DIV. I ONLY	3- 19	334	1- 9	147	264	311	311	26	26	
DIV. I NON-CONF.	1- 8	320	0- 1	48	48	249	249	28	28	
TOTALS	RPI 1-25	RPI 26-50	W-L RECORDS	RPI 51-100	RPI 101-150	RPI 150+				
3- 19	0- 1	0- 3	OVERALL	0- 1	0- 4	3- 10				
3- 5	0- 0	0- 0	HOME	0- 0	0- 1	3- 4				
0- 13	0- 1	0- 2	AWAY	0- 1	0- 3	0- 6				
0- 1	0- 0	0- 1	NEUTRAL	0- 0	0- 0	0- 0				
1- 8	0- 1	0- 3	NON-CONFERENCE	0- 1	0- 1	1- 2				
1- 0	0- 0	0- 0	HOME	0- 0	0- 0	1- 0				
0- 7	0- 1	0- 2	AWAY	0- 1	0- 1	0- 2				
0- 1	0- 0	0- 1	NEUTRAL	0- 0	0- 0	0- 0				
2- 11	0- 0	0- 0	CONFERENCE	0- 0	0- 3	2- 8				
2- 5	0- 0	0- 0	HOME	0- 0	0- 1	2- 4				
0- 6	0- 0	0- 0	AWAY	0- 0	0- 2	0- 4				
0- 0	0- 0	0- 0	NEUTRAL	0- 0	0- 0	0- 0				

RPI 1-25				RPI 26-50				RPI 51-100				RPI 101+ Team's RPI: 311			
RPI	S	Opponent	Score	RPI	S	Opponent	Score	RPI	S	Opponent	Score	RPI	S	Opponent	Score
3	A	South Carolina	37 86	31	N	Ohio	54 75	55	A	Auburn	33 76	101	A	Liberty	61 77
				32	A	Oklahoma	48 78					107	A	Akron	59 76
				41	A	Duke	50 78					142	A	UNC Asheville	55 63
												142	H	UNC Asheville	59 67
												174	A	Col. of Charleston	63 77
												211	H	Presbyterian	48 59
												215	A	Radford	44 66
												219	A	Furman	52 71
												226	A	Gardner-Webb	52 70
												226	H	Gardner-Webb	81 62
												245	H	High Point	67 74
												279	H	Campbell	50 49
												296	A	Charleston So.	51 54
												296	H	Charleston So.	50 58
												310	A	Longwood	60 67
												310	H	Longwood	60 63
												349	H	N.C. Central	62 39
LAST 12 Division I GAMES:															
226	A	Gardner-Webb	52 70	101	A	Liberty	61 77								
142	H	UNC Asheville	59 67	211	H	Presbyterian	48 59								
296	H	Charleston So.	50 58	215	A	Radford	44 66								
310	A	Longwood	60 67	310	H	Longwood	60 63								
279	H	Campbell	50 49	142	A	UNC Asheville	55 63								
245	H	High Point	67 74	174	A	Col. of Charleston	63 77								

Non-Div I Games:

Winthrop

■ Loss,
 ■ Non-Conf, S Site,
 ■ Home
 ■ Away
 N Neutral

Average RPI Win:	141	WON-LOST	WINNING	LAST 10	STRENGTH OF	OPP. STRENGTH	TEAM	ADJ.	CONF.	ADJ CONF.
Average RPI Loss:	65	RECORD	PCT. RANK	GAMES	SCHEDULE	OF SCHEDULE	RPI	RPI	RPI	RPI
DIV. I ONLY	7- 15	265	2- 8	20	22	141	141	4	4	
DIV. I NON-CONF.	4- 6	201	0- 0	62	68	155	155	4	4	
TOTALS	RPI 1-25	RPI 26-50	W-L RECORDS	RPI 51-100	RPI 101-150	RPI 150+				
7- 15	0- 6	2- 3	OVERALL	0- 4	1- 0	4- 2				
5- 7	0- 4	2- 1	HOME	0- 2	0- 0	3- 0				
1- 8	0- 2	0- 2	AWAY	0- 2	1- 0	0- 2				
1- 0	0- 0	0- 0	NEUTRAL	0- 0	0- 0	1- 0				
4- 6	0- 2	0- 1	NON-CONFERENCE	0- 2	1- 0	3- 1				
2- 3	0- 2	0- 0	HOME	0- 1	0- 0	2- 0				
1- 3	0- 0	0- 1	AWAY	0- 1	1- 0	0- 1				
1- 0	0- 0	0- 0	NEUTRAL	0- 0	0- 0	1- 0				
3- 9	0- 4	2- 2	CONFERENCE	0- 2	0- 0	1- 1				
3- 4	0- 2	2- 1	HOME	0- 1	0- 0	1- 0				
0- 5	0- 2	0- 1	AWAY	0- 1	0- 0	0- 1				
0- 0	0- 0	0- 0	NEUTRAL	0- 0	0- 0	0- 0				

RPI S	Opponent	Score	RPI S	Opponent	Score	RPI S	Opponent	Score	RPI S	Opponent	Score	Team's RPI: 141
5	A Ohio St.	61 87	42	H Indiana	73 69	73	A Nebraska	62 75	128	A Wake Forest	64 51	
11	H Maryland	65 90	43	A Rutgers	41 61	84	A Marquette	61 77	154	A Illinois	65 71	
13	A Michigan St.	67 77	46	A Dayton	64 87	86	H Minnesota	77 84	156	H Penn St.	82 62	
13	H Michigan St.	54 77	48	H Purdue	64 57	97	H Drake	70 89	166	H Louisiana Tech	79 65	
20	H Florida	75 91	50	H Iowa	54 57				193	N Delaware	54 52	
21	H Green Bay	58 72							256	H Northern Ill.	89 62	
									261	A San Diego St.	57 63	
LAST 12 Division I GAMES:												
48	H Purdue	64 57	154	A Illinois	65 71							
5	A Ohio St.	61 87	50	H Iowa	54 57							
13	H Michigan St.	54 77	156	H Penn St.	82 62							
73	A Nebraska	62 75	43	A Rutgers	41 61							
86	H Minnesota	77 84	13	A Michigan St.	67 77							
11	H Maryland	65 90	42	H Indiana	73 69							

Non-Div I Games:

Wisconsin

■ Loss,
 ■ Non-Conf, S Site,
 ■ Home
 ■ Away
 N Neutral

Average RPI Win: 283	WON-LOST	WINNING	LAST 10	STRENGTH OF	OPP. STRENGTH	TEAM	ADJ.	CONF.	ADJ CONF.
Average RPI Loss: 177	RECORD	PCT. RANK	GAMES	SCHEDULE	OF SCHEDULE	RPI	RPI	RPI	RPI
DIV. I ONLY	5- 16	293	1- 8	191	324	301	301	17	17
DIV. I NON-CONF.	4- 8	234	1- 1	234	349	283	283	16	16

TOTALS	RPI 1-25	RPI 26-50	W-L RECORDS	RPI 51-100	RPI 101-150	RPI 150+			
5- 16	0- 0	0- 0	OVERALL	0- 4	0- 5	5- 7			
4- 6	0- 0	0- 0	HOME	0- 1	0- 4	4- 1			
1- 10	0- 0	0- 0	AWAY	0- 3	0- 1	1- 6			
0- 0	0- 0	0- 0	NEUTRAL	0- 0	0- 0	0- 0			
4- 8	0- 0	0- 0	NON-CONFERENCE	0- 2	0- 1	4- 5			
4- 1	0- 0	0- 0	HOME	0- 0	0- 1	4- 0			
0- 7	0- 0	0- 0	AWAY	0- 2	0- 0	0- 5			
0- 0	0- 0	0- 0	NEUTRAL	0- 0	0- 0	0- 0			
1- 8	0- 0	0- 0	CONFERENCE	0- 2	0- 4	1- 2			
0- 5	0- 0	0- 0	HOME	0- 1	0- 3	0- 1			
1- 3	0- 0	0- 0	AWAY	0- 1	0- 1	1- 1			
0- 0	0- 0	0- 0	NEUTRAL	0- 0	0- 0	0- 0			

RPI 1-25				RPI 26-50				RPI 51-100				RPI 101+ Team's RPI: 301			
RPI	S	Opponent	Score	RPI	S	Opponent	Score	RPI	S	Opponent	Score	RPI	S	Opponent	Score
								57	A	Chattanooga	48 65	121	H	Samford	39 58
								57	H	Chattanooga	40 53	127	H	Mercer	61 70
								86	A	Minnesota	54 98	142	H	UNC Asheville	63 70
								92	A	Virginia Tech	42 73	148	A	ETSU	69 70
												148	H	ETSU	54 70
												197	A	William & Mary	55 75
												215	H	Radford	79 70
												219	H	Furman	61 70
												226	A	Gardner-Webb	61 64
												277	H	Jacksonville St.	66 54
												285	H	Kennesaw St.	70 59
												289	A	UNCG	58 56
												295	A	Coastal Caro.	69 83
												296	A	Charleston So.	64 74
												300	A	Western Caro.	72 74
												313	A	South Carolina St.	47 60
												349	H	N.C. Central	60 37
LAST 12 Division I GAMES:															
				57	A	Chattanooga	48 65	219	H	Furman	61 70				
				148	A	ETSU	69 70	148	H	ETSU	54 70				
				121	H	Samford	39 58	57	H	Chattanooga	40 53				
				127	H	Mercer	61 70	285	H	Kennesaw St.	70 59				
				300	A	Western Caro.	72 74	295	A	Coastal Caro.	69 83				
				289	A	UNCG	58 56	215	H	Radford	79 70				

Non-Div I Games: Montreat 83 48 Bluefield Col. 69 58

Wofford

■ Loss,
■ Non-Conf, S Site,
■ Home
■ Away
N Neutral

Average RPI Win:	224	WON-LOST	WINNING	LAST 10	STRENGTH OF	OPP. STRENGTH	TEAM	ADJ.	CONF.	ADJ CONF.
Average RPI Loss:	73	RECORD	PCT. RANK	GAMES	SCHEDULE	OF SCHEDULE	RPI	RPI	RPI	RPI
DIV. I ONLY	16- 6	60	7- 3	202	120	99	99	14	14	
DIV. I NON-CONF.	8- 3	77	0- 1	275	78	136	136	15	15	
TOTALS	RPI 1-25	RPI 26-50	W-L RECORDS	RPI 51-100	RPI 101-150	RPI 150+				
16- 6	0- 1	1- 3	OVERALL	0- 0	1- 1	14- 1				
7- 3	0- 1	0- 1	HOME	0- 0	1- 0	6- 1				
7- 2	0- 0	0- 1	AWAY	0- 0	0- 1	7- 0				
2- 1	0- 0	1- 1	NEUTRAL	0- 0	0- 0	1- 0				
8- 3	0- 0	1- 3	NON-CONFERENCE	0- 0	0- 0	7- 0				
4- 1	0- 0	0- 1	HOME	0- 0	0- 0	4- 0				
2- 1	0- 0	0- 1	AWAY	0- 0	0- 0	2- 0				
2- 1	0- 0	1- 1	NEUTRAL	0- 0	0- 0	1- 0				
8- 3	0- 1	0- 0	CONFERENCE	0- 0	1- 1	7- 1				
3- 2	0- 1	0- 0	HOME	0- 0	1- 0	2- 1				
5- 1	0- 0	0- 0	AWAY	0- 0	0- 1	5- 0				
0- 0	0- 0	0- 0	NEUTRAL	0- 0	0- 0	0- 0				

RPI 1-25				RPI 26-50				RPI 51-100 Team's RPI: 99				RPI 101+			
RPI	S	Opponent	Score	RPI	S	Opponent	Score	RPI	S	Opponent	Score	RPI	S	Opponent	Score
21	H	Green Bay	58 63	28	H	Georgia	57 63					123	A	Youngstown St.	69 72
				35	N	George Washington	77 71					145	H	Northern Ky.	66 61
				38	A	Miami (FL)	67 80					162	A	Detroit	89 71
				50	N	Iowa	77 83					176	H	Milwaukee	60 82
												189	H	Butler	66 53
												203	A	Oakland	77 72
												206	A	Valparaiso	65 54
												206	H	Valparaiso	80 63
												208	A	Eastern Ky.	71 69
												222	A	Ill.-Chicago	80 72
												222	H	Ill.-Chicago	73 62
												242	N	Houston	75 61
												266	H	Austin Peay	77 56
												302	A	Cleveland St.	93 65
												304	H	Southeastern La.	106 72
												331	A	Kent St.	73 68
												333	H	Lipscomb	92 65
LAST 12 Division I GAMES:															
222	A	Ill.-Chicago	80 72	203	A	Oakland	77 72								
206	A	Valparaiso	65 54	162	A	Detroit	89 71								
302	A	Cleveland St.	93 65	145	H	Northern Ky.	66 61								
123	A	Youngstown St.	69 72	206	H	Valparaiso	80 63								
21	H	Green Bay	58 63	222	H	Ill.-Chicago	73 62								
176	H	Milwaukee	60 82	28	H	Georgia	57 63								

Non-Div I Games: Mt. St. Joseph 117 26 Cincinnati Christian 107 44

Wright St.

Loss, Non-Conf, S Site, H Home A Away N Neutral

Average RPI Win:	266	WON-LOST	WINNING	LAST 10	STRENGTH OF	OPP. STRENGTH	TEAM	ADJ.	CONF.	ADJ CONF.
Average RPI Loss:	161	RECORD	PCT. RANK	GAMES	SCHEDULE	OF SCHEDULE	RPI	RPI	RPI	RPI
DIV. I ONLY	10- 11	186	3- 7	307	221	252	252	19	19	
DIV. I NON-CONF.	6- 3	100	0- 0	213	245	126	126	20	20	
TOTALS	RPI 1-25	RPI 26-50	W-L RECORDS	RPI 51-100	RPI 101-150	RPI 150+				
10- 11	0- 0	0- 1	OVERALL	0- 2	0- 3	10- 5				
7- 4	0- 0	0- 1	HOME	0- 0	0- 1	7- 2				
3- 7	0- 0	0- 0	AWAY	0- 2	0- 2	3- 3				
0- 0	0- 0	0- 0	NEUTRAL	0- 0	0- 0	0- 0				
6- 3	0- 0	0- 1	NON-CONFERENCE	0- 1	0- 1	6- 0				
4- 1	0- 0	0- 1	HOME	0- 0	0- 0	4- 0				
2- 2	0- 0	0- 0	AWAY	0- 1	0- 1	2- 0				
0- 0	0- 0	0- 0	NEUTRAL	0- 0	0- 0	0- 0				
4- 8	0- 0	0- 0	CONFERENCE	0- 1	0- 2	4- 5				
3- 3	0- 0	0- 0	HOME	0- 0	0- 1	3- 2				
1- 5	0- 0	0- 0	AWAY	0- 1	0- 1	1- 3				
0- 0	0- 0	0- 0	NEUTRAL	0- 0	0- 0	0- 0				

RPI	S	Opponent	Score	RPI	S	Opponent	Score	RPI	S	Opponent	Score	RPI	S	Opponent	Score	Team's RPI: 252
49	H	St. Mary's (CA)	64 70	62	A	Colorado St.	42 63	122	H	Fresno St.	42 49	129	A	Boise St.	49 58	
				89	A	Gonzaga	57 61	137	A	Idaho	57 61	160	H	Montana St.	75 69	
								179	H	Colorado	77 68	180	A	UNLV	37 66	
								187	H	New Mexico	66 48	210	H	San Jose St.	66 67	
								221	A	Utah St.	75 84	225	H	Montana	68 61	
								261	H	San Diego St.	77 84	267	H	UC Santa Barbara	76 67	
								305	A	Denver	75 64	313	A	Nevada	65 68	
								313	H	Nevada	68 53	340	A	Cal St. Fullerton	61 56	
								343	A	Air Force	67 45	343	H	Air Force	84 56	
LAST 12 Division I GAMES:																
221	A	Utah St.	75 84	187	H	New Mexico	66 48	210	H	San Jose St.	66 67	180	A	UNLV	37 66	
343	H	Air Force	84 56	343	A	Air Force	67 45	313	H	Nevada	68 53	261	H	San Diego St.	77 84	
62	A	Colorado St.	42 63													
122	H	Fresno St.	42 49													
129	A	Boise St.	49 58													
313	A	Nevada	65 68													

Non-Div I Games: Chadron St. 81 53

Wyoming

■ Loss,
 ■ Non-Conf, S Site,
 ■ Home
 ■ Away
 N Neutral

Average RPI Win: 219	WON-LOST	WINNING	LAST 10	STRENGTH OF	OPP. STRENGTH	TEAM	ADJ.	CONF.	ADJ CONF.
Average RPI Loss: 58	RECORD	PCT. RANK	GAMES	SCHEDULE	OF SCHEDULE	RPI	RPI	RPI	RPI
DIV. I ONLY	17- 6	52	6- 4	304	79	135	135	6	6
DIV. I NON-CONF.	9- 2	37	0- 0	345	207	203	203	6	6
TOTALS	RPI 1-25	RPI 26-50	W-L RECORDS	RPI 51-100	RPI 101-150	RPI 150+			
17- 6	0- 1	0- 2	OVERALL	2- 2	2- 1	13- 0			
15- 2	0- 1	0- 0	HOME	2- 1	2- 0	11- 0			
2- 4	0- 0	0- 0	AWAY	0- 0	0- 0	2- 0			
0- 0	0- 0	0- 0	NEUTRAL	0- 0	0- 0	0- 0			
9- 2	0- 0	0- 0	NON-CONFERENCE	0- 2	0- 0	9- 0			
9- 1	0- 0	0- 0	HOME	0- 1	0- 0	9- 0			
0- 1	0- 0	0- 0	AWAY	0- 1	0- 0	0- 0			
0- 0	0- 0	0- 0	NEUTRAL	0- 0	0- 0	0- 0			
8- 4	0- 1	0- 2	CONFERENCE	2- 0	2- 1	4- 0			
6- 1	0- 1	0- 0	HOME	2- 0	2- 0	2- 0			
2- 3	0- 0	0- 2	AWAY	0- 0	0- 1	2- 0			
0- 0	0- 0	0- 0	NEUTRAL	0- 0	0- 0	0- 0			

RPI	S	Opponent	Score	RPI	S	Opponent	Score	RPI	S	Opponent	Score	RPI	S	Opponent	Score	Team's RPI: 135
19	H	DePaul	53 70	29	A	Seton Hall	66 82	64	H	Villanova	74 67	105	H	Georgetown	59 54	
				30	A	St. John's (NY)	41 57	75	A	Michigan	54 92	117	A	Creighton	47 74	
								78	H	Middle Tenn.	53 62	117	H	Creighton	57 55	
								84	H	Marquette	71 66	189	A	Butler	73 63	
												189	H	Butler	55 47	
												207	H	Cincinnati	65 56	
												214	H	Binghamton	64 55	
												215	H	Radford	63 56	
												250	A	Providence	62 54	
												250	H	Providence	72 47	
												284	H	Tennessee Tech	64 47	
												285	H	Kennesaw St.	62 59	
												304	H	Southeastern La.	67 27	
												319	H	Evansville	65 57	
												320	H	UMES	61 56	
												327	H	Howard	70 47	
LAST 12 Division I GAMES:																
117	H	Creighton	57 55	84	H	Marquette	71 66									
250	H	Providence	72 47	250	A	Providence	62 54									
189	H	Butler	55 47	117	A	Creighton	47 74									
30	A	St. John's (NY)	41 57	189	A	Butler	73 63									
29	A	Seton Hall	66 82	64	H	Villanova	74 67									
19	H	DePaul	53 70	105	H	Georgetown	59 54									

Non-Div I Games:

Xavier

Average RPI Win:	225	WON-LOST	WINNING	LAST 10	STRENGTH OF	OPP. STRENGTH	TEAM	ADJ.	CONF.	ADJ CONF.
Average RPI Loss:	81	RECORD	PCT. RANK	GAMES	SCHEDULE	OF SCHEDULE	RPI	RPI	RPI	RPI
DIV. I ONLY	10- 12	197	3- 7	40	193	108	108	10	10	
DIV. I NON-CONF.	8- 8	160	3- 3	86	190	139	139	11	11	
TOTALS	RPI 1-25	RPI 26-50	W-L RECORDS	RPI 51-100	RPI 101-150	RPI 150+				
10- 12	0- 0	0- 6	OVERALL	0- 2	4- 2	6- 2				
7- 1	0- 0	0- 0	HOME	0- 1	2- 0	5- 0				
1- 10	0- 0	0- 5	AWAY	0- 1	1- 2	0- 2				
2- 1	0- 0	0- 1	NEUTRAL	0- 0	1- 0	1- 0				
8- 8	0- 0	0- 4	NON-CONFERENCE	0- 2	2- 2	6- 0				
6- 1	0- 0	0- 0	HOME	0- 1	1- 0	5- 0				
0- 6	0- 0	0- 3	AWAY	0- 1	0- 2	0- 0				
2- 1	0- 0	0- 1	NEUTRAL	0- 0	1- 0	1- 0				
2- 4	0- 0	0- 2	CONFERENCE	0- 0	2- 0	0- 2				
1- 0	0- 0	0- 0	HOME	0- 0	1- 0	0- 0				
1- 4	0- 0	0- 2	AWAY	0- 0	1- 0	0- 2				
0- 0	0- 0	0- 0	NEUTRAL	0- 0	0- 0	0- 0				

RPI S	Opponent	Score	RPI S	Opponent	Score	RPI S	Opponent	Score	RPI S	Opponent	Score	Team's RPI: 108
30	A St. John's (NY)	56 69	51	A Albany (NY)	70 74	103	A Boston College	60 73				
36	N West Virginia	60 70	68	H Army West Point	61 65	106	A North Carolina	63 70				
42	A Indiana	60 76				112	H Stony Brook	62 57				
45	A Penn	49 68				116	N Iona	63 48				
46	A Dayton	75 81				147	A Brown	48 39				
47	A Princeton	50 65				147	H Brown	81 54				
						164	A Cornell	63 74				
						224	H Manhattan	62 36				
						228	A Columbia	71 77				
						265	H New Hampshire	63 46				
						271	H Holy Cross	69 59				
						312	N Fairleigh Dickinson	77 58				
						316	H Illinois St.	60 47				
						342	H Wagner	78 60				
LAST 12 Division I GAMES:												
164	A Cornell	63 74	103	A Boston College	60 73							
228	A Columbia	71 77	265	H New Hampshire	63 46							
47	A Princeton	50 65	51	A Albany (NY)	70 74							
45	A Penn	49 68	42	A Indiana	60 76							
147	A Brown	48 39	316	H Illinois St.	60 47							
147	H Brown	81 54	112	H Stony Brook	62 57							

Non-Div I Games: Albertus Magnus 67 34

Yale

Average RPI Win:	203	WON-LOST	WINNING	LAST 10	STRENGTH OF	OPP. STRENGTH	TEAM	ADJ.	CONF.	ADJ CONF.
Average RPI Loss:	157	RECORD	PCT. RANK	GAMES	SCHEDULE	OF SCHEDULE	RPI	RPI	RPI	RPI
DIV. I ONLY	13- 7	97	5- 5	183	190	123	123	14	14	
DIV. I NON-CONF.	7- 2	57	1- 1	277	223	107	107	15	15	
TOTALS	RPI 1-25	RPI 26-50	W-L RECORDS	RPI 51-100	RPI 101-150	RPI 150+				
13- 7	0- 1	0- 0	OVERALL	2- 0	0- 2	11- 4				
8- 3	0- 1	0- 0	HOME	1- 0	0- 1	7- 1				
5- 4	0- 0	0- 0	AWAY	1- 0	0- 1	4- 3				
0- 0	0- 0	0- 0	NEUTRAL	0- 0	0- 0	0- 0				
7- 2	0- 0	0- 0	NON-CONFERENCE	1- 0	0- 1	6- 1				
5- 0	0- 0	0- 0	HOME	0- 0	0- 0	5- 0				
2- 2	0- 0	0- 0	AWAY	1- 0	0- 1	1- 1				
0- 0	0- 0	0- 0	NEUTRAL	0- 0	0- 0	0- 0				
6- 5	0- 1	0- 0	CONFERENCE	1- 0	0- 1	5- 3				
3- 3	0- 1	0- 0	HOME	1- 0	0- 1	2- 1				
3- 2	0- 0	0- 0	AWAY	0- 0	0- 0	3- 2				
0- 0	0- 0	0- 0	NEUTRAL	0- 0	0- 0	0- 0				

RPI 1-25				RPI 26-50				RPI 51-100				RPI 101+ Team's RPI: 123			
RPI	S	Opponent	Score	RPI	S	Opponent	Score	RPI	S	Opponent	Score	RPI	S	Opponent	Score
21	H	Green Bay	60 68					99	H	Wright St.	72 69	107	A	Akron	49 74
								100	A	Bucknell	55 47	145	H	Northern Ky.	77 88
												156	A	Penn St.	51 68
												162	A	Detroit	72 70
												162	H	Detroit	68 69
												176	H	Milwaukee	69 67
												186	H	Robert Morris	55 46
												203	A	Oakland	96 77
												203	H	Oakland	67 63
												206	A	Valparaiso	60 65
												215	H	Radford	54 53
												216	H	Canisius	53 51
												222	A	Ill.-Chicago	69 64
												241	H	Tennessee St.	69 58
												288	A	Niagara	71 54
												302	A	Cleveland St.	68 75
												331	H	Kent St.	91 61
LAST 12 Division I GAMES:															
162	H	Detroit	68 69	302	A	Cleveland St.	68 75								
203	H	Oakland	67 63	21	H	Green Bay	60 68								
145	H	Northern Ky.	77 88	176	H	Milwaukee	69 67								
99	H	Wright St.	72 69	162	A	Detroit	72 70								
206	A	Valparaiso	60 65	241	H	Tennessee St.	69 58								
222	A	Ill.-Chicago	69 64	107	A	Akron	49 74								

Non-Div I Games: Lake Erie 89 61 Salem Int'l 80 40

Youngstown St.

Loss, Non-Conf, S Site, H Home A Away N Neutral