



Division I				Through Games of Feb. 9, 1918						
Average RPI Win:	220	WON-LOST	WINNING	LAST 10	STRENGTH OF	OPP. STRENGTH	TEAM	ADJ.	CONF.	ADJ CONF.
Average RPI Loss:	151	RECORD	PCT. RANK	GAMES	SCHEDULE	OF SCHEDULE	RPI	RPI	RPI	RPI
DIV. I ONLY	15- 3	19	9- 1	220	246	63	63	27	27	
DIV. I NON-CONF.	5- 2	86	0- 0	91	124	35	35	26	26	
TOTALS	RPI 1-25	RPI 26-50	W-L RECORDS	RPI 51-100	RPI 101-150	RPI 150+				
15- 3	0- 0	0- 1	OVERALL	0- 0	3- 1	12- 1				
5- 0	0- 0	0- 0	HOME	0- 0	0- 0	5- 0				
8- 3	0- 0	0- 1	AWAY	0- 0	2- 1	6- 1				
2- 0	0- 0	0- 0	NEUTRAL	0- 0	1- 0	1- 0				
5- 2	0- 0	0- 1	NON-CONFERENCE	0- 0	2- 1	3- 0				
1- 0	0- 0	0- 0	HOME	0- 0	0- 0	1- 0				
2- 2	0- 0	0- 1	AWAY	0- 0	1- 1	1- 0				
2- 0	0- 0	0- 0	NEUTRAL	0- 0	1- 0	1- 0				
10- 1	0- 0	0- 0	CONFERENCE	0- 0	1- 0	9- 1				
4- 0	0- 0	0- 0	HOME	0- 0	0- 0	4- 0				
6- 1	0- 0	0- 0	AWAY	0- 0	1- 0	5- 1				
0- 0	0- 0	0- 0	NEUTRAL	0- 0	0- 0	0- 0				

RPI 1-25				RPI 26-50				RPI 51-100				Team's RPI: 63				RPI 101+			
RPI	S	Opponent	Score	RPI	S	Opponent	Score	RPI	S	Opponent	Score	RPI	S	Opponent	Score	RPI	S	Opponent	Score
				49	A	Kansas St.	45 76									111	N	Eastern Mich.	83 59
																113	A	Central Ark.	61 49
																130	A	Texas Tech	65 71
																136	A	Idaho	71 59
																172	H	McNeese St.	79 62
																173	H	Northwestern St.	67 46
																183	A	Eastern Wash.	72 60
																228	H	UTSA	79 60
																233	N	Grand Canyon	75 71
																234	A	Stephen F. Austin	85 70
																243	H	Houston Baptist	77 60
																257	A	Sam Houston St.	87 76
																273	A	Lamar	54 63
																273	H	Lamar	90 62
																303	A	Southeastern La.	88 72
																310	A	Nicholls St.	71 68
																324	A	Incarnate Word	86 71
LAST 12 Division I GAMES:																			
				303	A	Southeastern La.	88 72					234	A	Stephen F. Austin	85 70				
				273	A	Lamar	54 63					172	H	McNeese St.	79 62				
				273	H	Lamar	90 62					310	A	Nicholls St.	71 68				
				243	H	Houston Baptist	77 60					173	H	Northwestern St.	67 46				
				324	A	Incarnate Word	86 71					113	A	Central Ark.	61 49				
				257	A	Sam Houston St.	87 76					136	A	Idaho	71 59				

Non-Div I Games:	Southwest (NM)	91	39	Schreiner	79	51	Wayland Baptist	96	71	Missouri Valley	96	35
------------------	----------------	----	----	-----------	----	----	-----------------	----	----	-----------------	----	----

Abilene Christian

Loss, Non-Conf, S Site, H Home A Away N Neutral

Average RPI Win:	0	WON-LOST	WINNING	LAST 10	STRENGTH OF	OPP. STRENGTH	TEAM	ADJ.	CONF.	ADJ CONF.
Average RPI Loss:	188	RECORD	PCT. RANK	GAMES	SCHEDULE	OF SCHEDULE	RPI	RPI	RPI	RPI
DIV. I ONLY	0- 22	349	0- 10	216	236	343	343	19	19	
DIV. I NON-CONF.	0- 11	338	0- 1	232	252	343	343	20	20	
TOTALS	RPI 1-25	RPI 26-50	W-L RECORDS	RPI 51-100	RPI 101-150	RPI 150+				
0- 22	0- 0	0- 0	OVERALL	0- 4	0- 3	0- 15				
0- 8	0- 0	0- 0	HOME	0- 0	0- 1	0- 7				
0- 14	0- 0	0- 0	AWAY	0- 4	0- 2	0- 8				
0- 0	0- 0	0- 0	NEUTRAL	0- 0	0- 0	0- 0				
0- 11	0- 0	0- 0	NON-CONFERENCE	0- 3	0- 1	0- 7				
0- 3	0- 0	0- 0	HOME	0- 0	0- 1	0- 2				
0- 8	0- 0	0- 0	AWAY	0- 3	0- 0	0- 5				
0- 0	0- 0	0- 0	NEUTRAL	0- 0	0- 0	0- 0				
0- 11	0- 0	0- 0	CONFERENCE	0- 1	0- 2	0- 8				
0- 5	0- 0	0- 0	HOME	0- 0	0- 0	0- 5				
0- 6	0- 0	0- 0	AWAY	0- 1	0- 2	0- 3				
0- 0	0- 0	0- 0	NEUTRAL	0- 0	0- 0	0- 0				

RPI S	Opponent	Score	RPI S	Opponent	Score	RPI S	Opponent	Score	RPI S	Opponent	Score	Team's RPI: 343
						58	A Vanderbilt	29 86	111	H Eastern Mich.	59 72	
						62	A Colorado St.	47 71	122	A Fresno St.	46 70	
						66	A Santa Clara	34 68	129	A Boise St.	48 61	
						89	A Gonzaga	35 88	177	A George Mason	52 69	
									180	H UNLV	56 60	
									183	A Eastern Wash.	44 65	
									189	H New Mexico	33 63	
									197	A UC Davis	40 66	
									209	A San Jose St.	60 81	
									209	H San Jose St.	49 72	
									218	H Utah St.	53 66	
									233	H Grand Canyon	39 73	
									252	A Wyoming	56 84	
									252	H Wyoming	45 67	
									262	A Navy	46 64	
									305	H Denver	48 57	
									312	A Nevada	57 68	
									331	A Southern Utah	56 75	
LAST 12 Division I GAMES:												
129	A Boise St.	48 61	180	H UNLV	56 60							
252	A Wyoming	56 84	218	H Utah St.	53 66							
209	H San Jose St.	49 72	312	A Nevada	57 68							
189	H New Mexico	33 63	252	H Wyoming	45 67							
122	A Fresno St.	46 70	209	A San Jose St.	60 81							
62	A Colorado St.	47 71	262	A Navy	46 64							

Non-Div I Games:

Air Force

■ Loss, 
 ■ Non-Conf, 
 ■ S Site, 
 ■ H Home 
 ■ A Away 
 N Neutral

Average RPI Win: <b>181</b>	WON-LOST	WINNING	LAST 10	STRENGTH OF	OPP. STRENGTH	TEAM	ADJ.	CONF.	ADJ CONF.
Average RPI Loss: <b>111</b>	RECORD	PCT. RANK	GAMES	SCHEDULE	OF SCHEDULE	RPI	RPI	RPI	RPI
DIV. I ONLY	<b>11- 10</b>	<b>158</b>	<b>6- 4</b>	<b>77</b>	<b>129</b>	<b>107</b>	<b>107</b>	<b>11</b>	<b>11</b>
DIV. I NON-CONF.	<b>5- 5</b>	<b>160</b>	<b>1- 0</b>	<b>170</b>	<b>113</b>	<b>159</b>	<b>159</b>	<b>13</b>	<b>13</b>
TOTALS	RPI 1-25	RPI 26-50	W-L RECORDS	RPI 51-100	RPI 101-150	RPI 150+			
11- 10	0- 0	0- 1	OVERALL	0- 5	6- 1	5- 3			
6- 3	0- 0	0- 0	HOME	0- 2	3- 0	3- 1			
5- 5	0- 0	0- 1	AWAY	0- 3	3- 0	2- 1			
0- 2	0- 0	0- 0	NEUTRAL	0- 0	0- 1	0- 1			
5- 5	0- 0	0- 0	NON-CONFERENCE	0- 2	2- 1	3- 2			
3- 1	0- 0	0- 0	HOME	0- 1	1- 0	2- 0			
2- 2	0- 0	0- 0	AWAY	0- 1	1- 0	1- 1			
0- 2	0- 0	0- 0	NEUTRAL	0- 0	0- 1	0- 1			
6- 5	0- 0	0- 1	CONFERENCE	0- 3	4- 0	2- 1			
3- 2	0- 0	0- 0	HOME	0- 1	2- 0	1- 1			
3- 3	0- 0	0- 1	AWAY	0- 2	2- 0	1- 0			
0- 0	0- 0	0- 0	NEUTRAL	0- 0	0- 0	0- 0			

RPI 1-25			RPI 26-50			RPI 51-100			RPI 101+			Team's RPI: 107
RPI	S	Opponent	Score	RPI	S	Opponent	Score	RPI	S	Opponent	Score	
				31	A	Ohio	55 <b>75</b>	54	A	Ball St.	71 <b>78</b>	109 <b>H</b> Toledo 81 71
								65	A	San Diego	65 <b>86</b>	111 <b>A</b> Eastern Mich. 68 65
								72	H	FGCU	64 <b>82</b>	111 <b>H</b> Eastern Mich. 75 72
								82	A	Central Mich.	60 <b>81</b>	124 <b>H</b> Youngstown St. 74 49
								82	H	Central Mich.	77 <b>97</b>	132 <b>N</b> UNI 51 <b>59</b>
												133 <b>A</b> Buffalo 69 61
												144 <b>A</b> Northern Ky. 77 75
												162 <b>A</b> Fla. Atlantic 77 <b>91</b>
												170 <b>N</b> Northern Colo. 65 <b>78</b>
												207 <b>A</b> Valparaiso 85 74
												231 <b>A</b> Bowling Green 71 55
												251 <b>H</b> Miami (OH) 77 65
												256 <b>H</b> Northern Ill. 58 <b>65</b>
												258 <b>H</b> UCF 74 54
												309 <b>H</b> Winthrop 76 59
LAST 12 Division I GAMES:												
251	H	Miami (OH)	77 65	133	A	Buffalo	69 61					
54	A	Ball St.	71 <b>78</b>	231	A	Bowling Green	71 55					
111	H	Eastern Mich.	75 72	82	H	Central Mich.	77 <b>97</b>					
31	A	Ohio	55 <b>75</b>	111	A	Eastern Mich.	68 65					
82	A	Central Mich.	60 <b>81</b>	256	H	Northern Ill.	58 <b>65</b>					
109	H	Toledo	81 71	124	H	Youngstown St.	74 49					

Non-Div I Games: Rochester College 103 37

Akron

■ Loss, 
 ■ Non-Conf, 
 ■ S Site, 
 ■ H Home 
 ■ A Away 
 N Neutral

## Alabama

Through Games Of Feb. 8, 2016

Average RPI Win:	218	WON-LOST	WINNING	LAST 10	STRENGTH OF	OPP. STRENGTH	TEAM	ADJ.	CONF.	ADJ CONF.
Average RPI Loss:	47	RECORD	PCT. RANK	GAMES	SCHEDULE	OF SCHEDULE	RPI	RPI	RPI	RPI
DIV. I ONLY	14- 10	121	2- 8	167	72	149	149	2	2	
DIV. I NON-CONF.	11- 2	28	1- 0	329	271	137	137	2	2	
TOTALS	RPI 1-25	RPI 26-50	W-L RECORDS	RPI 51-100	RPI 101-150	RPI 150+				
14- 10	0- 4	1- 0	OVERALL	1- 6	3- 0	9- 0				
12- 3	0- 1	1- 0	HOME	0- 2	3- 0	8- 0				
0- 7	0- 3	0- 0	AWAY	0- 4	0- 0	0- 0				
2- 0	0- 0	0- 0	NEUTRAL	1- 0	0- 0	1- 0				
11- 2	0- 0	0- 0	NON-CONFERENCE	1- 2	1- 0	9- 0				
9- 0	0- 0	0- 0	HOME	0- 0	1- 0	8- 0				
0- 2	0- 0	0- 0	AWAY	0- 2	0- 0	0- 0				
2- 0	0- 0	0- 0	NEUTRAL	1- 0	0- 0	1- 0				
3- 8	0- 4	1- 0	CONFERENCE	0- 4	2- 0	0- 0				
3- 3	0- 1	1- 0	HOME	0- 2	2- 0	0- 0				
0- 5	0- 3	0- 0	AWAY	0- 2	0- 0	0- 0				
0- 0	0- 0	0- 0	NEUTRAL	0- 0	0- 0	0- 0				

RPI 1-25				RPI 26-50				RPI 51-100				RPI 101+ Team's RPI: 149			
RPI	S	Opponent	Score	RPI	S	Opponent	Score	RPI	S	Opponent	Score	RPI	S	Opponent	Score
15	A	Tennessee	42 70	28	H	Georgia	64 50	55	A	Auburn	59 72	105	H	Georgetown	78 66
17	H	Texas A&M	56 59					55	H	Auburn	55 59	116	H	LSU	62 45
21	A	Florida	72 80					58	A	Vanderbilt	52 67	137	H	Ole Miss	48 37
23	A	Kentucky	48 73					58	H	Vanderbilt	48 54	217	N	Utah Valley	67 60
								75	A	Georgia Tech	58 70	230	H	Grambling	72 57
								79	N	Middle Tenn.	64 46	238	H	Appalachian St.	93 59
								91	A	UT Martin	65 83	263	H	Georgia St.	72 56
												297	H	North Florida	69 47
												318	H	Alcorn	97 50
												334	H	Lipscomb	68 49
												345	H	Alabama A&M	96 44
												347	H	Mississippi Val.	98 35
LAST 12 Division I GAMES:															
55	H	Auburn	55 59	28	H	Georgia	64 50	55	A	Auburn	59 72				
137	H	Ole Miss	48 37					58	H	Vanderbilt	48 54				
15	A	Tennessee	42 70					23	A	Kentucky	48 73				
17	H	Texas A&M	56 59					116	H	LSU	62 45				
58	A	Vanderbilt	52 67					334	H	Lipscomb	68 49				
21	A	Florida	72 80												

Non-Div I Games:

Alabama

  Loss, 
  Non-Conf, 
S Site, 
  Home 
  Away 
N Neutral

Average RPI Win:	343	WON-LOST	WINNING	LAST 10	STRENGTH OF	OPP. STRENGTH	TEAM	ADJ.	CONF.	ADJ CONF.
Average RPI Loss:	217	RECORD	PCT. RANK	GAMES	SCHEDULE	OF SCHEDULE	RPI	RPI	RPI	RPI
DIV. I ONLY	3- 17	328	3- 7	322	348	345	345	32	32	
DIV. I NON-CONF.	0- 9	338	0- 1	129	308	325	325	31	31	
TOTALS	RPI 1-25	RPI 26-50	W-L RECORDS	RPI 51-100	RPI 101-150	RPI 150+				
3- 17	0- 0	0- 0	OVERALL	0- 1	0- 5	3- 11				
2- 7	0- 0	0- 0	HOME	0- 1	0- 2	2- 4				
1- 10	0- 0	0- 0	AWAY	0- 0	0- 3	1- 7				
0- 0	0- 0	0- 0	NEUTRAL	0- 0	0- 0	0- 0				
0- 9	0- 0	0- 0	NON-CONFERENCE	0- 1	0- 5	0- 3				
0- 5	0- 0	0- 0	HOME	0- 1	0- 2	0- 2				
0- 4	0- 0	0- 0	AWAY	0- 0	0- 3	0- 1				
0- 0	0- 0	0- 0	NEUTRAL	0- 0	0- 0	0- 0				
3- 8	0- 0	0- 0	CONFERENCE	0- 0	0- 0	3- 8				
2- 2	0- 0	0- 0	HOME	0- 0	0- 0	2- 2				
1- 6	0- 0	0- 0	AWAY	0- 0	0- 0	1- 6				
0- 0	0- 0	0- 0	NEUTRAL	0- 0	0- 0	0- 0				

RPI 1-25				RPI 26-50				RPI 51-100				RPI 101+				Team's RPI: 345	
RPI	S	Opponent	Score	RPI	S	Opponent	Score	RPI	S	Opponent	Score	RPI	S	Opponent	Score		
								78	H	Saint Louis	60	91	110	H	Belmont	28	78
													121	H	Samford	30	54
													134	A	Marshall	45	81
													137	A	Ole Miss	42	103
													149	A	Alabama	44	96
													176	A	Southern U.	38	77
													199	H	Southeast Mo. St.	58	69
													230	A	Grambling	56	75
													236	H	Texas Southern	38	57
													272	H	Prairie View	52	67
													282	A	Alabama St.	50	86
													292	H	Murray St.	59	76
													296	A	Morehead St.	69	112
													318	A	Alcorn	52	68
													329	A	Jackson St.	58	59
													336	A	Ark.-Pine Bluff	60	69
													336	H	Ark.-Pine Bluff	78	70
													347	A	Mississippi Val.	84	74
													347	H	Mississippi Val.	79	68
LAST 12 Division I GAMES:																	
347	A	Mississippi Val.	84	74	282	A	Alabama St.	50	86								
336	A	Ark.-Pine Bluff	60	69	347	H	Mississippi Val.	79	68								
236	H	Texas Southern	38	57	336	H	Ark.-Pine Bluff	78	70								
272	H	Prairie View	52	67	329	A	Jackson St.	58	59								
176	A	Southern U.	38	77	230	A	Grambling	56	75								
318	A	Alcorn	52	68	137	A	Ole Miss	42	103								

Non-Div I Games: Tuskegee 66 55

Alabama A&amp;M

■ Loss, 
 ■ Non-Conf, 
 ■ S Site, 
 ■ H Home 
 ■ A Away 
 N Neutral

Average RPI Win:	293	WON-LOST	WINNING	LAST 10	STRENGTH OF	OPP. STRENGTH	TEAM	ADJ.	CONF.	ADJ CONF.
Average RPI Loss:	203	RECORD	PCT. RANK	GAMES	SCHEDULE	OF SCHEDULE	RPI	RPI	RPI	RPI
DIV. I ONLY	10- 9	156	9- 1	343	342	282	282	32	32	
DIV. I NON-CONF.	1- 7	318	0- 0	275	227	338	338	31	31	
TOTALS	RPI 1-25	RPI 26-50	W-L RECORDS	RPI 51-100	RPI 101-150	RPI 150+				
10- 9	0- 0	0- 0	OVERALL	0- 1	0- 2	10- 6				
5- 4	0- 0	0- 0	HOME	0- 0	0- 1	5- 3				
4- 4	0- 0	0- 0	AWAY	0- 1	0- 1	4- 2				
1- 1	0- 0	0- 0	NEUTRAL	0- 0	0- 0	1- 1				
1- 7	0- 0	0- 0	NON-CONFERENCE	0- 1	0- 2	1- 4				
0- 4	0- 0	0- 0	HOME	0- 0	0- 1	0- 3				
0- 2	0- 0	0- 0	AWAY	0- 1	0- 1	0- 0				
1- 1	0- 0	0- 0	NEUTRAL	0- 0	0- 0	1- 1				
9- 2	0- 0	0- 0	CONFERENCE	0- 0	0- 0	9- 2				
5- 0	0- 0	0- 0	HOME	0- 0	0- 0	5- 0				
4- 2	0- 0	0- 0	AWAY	0- 0	0- 0	4- 2				
0- 0	0- 0	0- 0	NEUTRAL	0- 0	0- 0	0- 0				

RPI 1-25			RPI 26-50			RPI 51-100			RPI 101+			Team's RPI: 282
RPI	S	Opponent	Score	RPI	S	Opponent	Score	RPI	S	Opponent	Score	
						75 A Georgia Tech	54 80			121 H Samford	35 54	
										138 A Southern Miss.	44 65	
										176 A Southern U.	60 59	
										192 H Troy	59 73	
										210 H South Ala.	43 47	
										219 N Siena	57 53	
										230 A Grambling	69 89	
										236 H Texas Southern	57 51	
										242 N Tennessee St.	64 74	
										272 H Prairie View	65 54	
										293 H Savannah St.	49 60	
										318 A Alcorn	52 51	
										329 A Jackson St.	69 70	
										336 A Ark.-Pine Bluff	68 53	
										336 H Ark.-Pine Bluff	72 63	
										345 H Alabama A&M	86 50	
										347 A Mississippi Val.	79 51	
										347 H Mississippi Val.	100 50	
LAST 12 Division I GAMES:												
						336 A Ark.-Pine Bluff	68 53			345 H Alabama A&M	86 50	
						347 A Mississippi Val.	79 51			336 H Ark.-Pine Bluff	72 63	
						272 H Prairie View	65 54			347 H Mississippi Val.	100 50	
						236 H Texas Southern	57 51			230 A Grambling	69 89	
						318 A Alcorn	52 51			329 A Jackson St.	69 70	
						176 A Southern U.	60 59			121 H Samford	35 54	

Non-Div I Games: Mobile 71 56

Alabama St.

■ Loss, 
 ■ Non-Conf, 
 ■ S Site, 
 ■ H Home 
 ■ A Away 
 N Neutral

Average RPI Win:	214	WON-LOST	WINNING	LAST 10	STRENGTH OF	OPP. STRENGTH	TEAM	ADJ.	CONF.	ADJ CONF.
Average RPI Loss:	37	RECORD	PCT. RANK	GAMES	SCHEDULE	OF SCHEDULE	RPI	RPI	RPI	RPI
DIV. I ONLY	20- 3	12	10- 0	198	184	51	51	15	15	
DIV. I NON-CONF.	9- 3	69	1- 0	185	126	58	58	18	18	
TOTALS	RPI 1-25	RPI 26-50	W-L RECORDS	RPI 51-100	RPI 101-150	RPI 150+				
20- 3	0- 1	0- 1	OVERALL	1- 1	3- 0	16- 0				
8- 0	0- 0	0- 0	HOME	1- 0	2- 0	5- 0				
10- 3	0- 1	0- 1	AWAY	0- 1	0- 0	10- 0				
2- 0	0- 0	0- 0	NEUTRAL	0- 0	1- 0	1- 0				
9- 3	0- 1	0- 1	NON-CONFERENCE	0- 1	2- 0	7- 0				
3- 0	0- 0	0- 0	HOME	0- 0	1- 0	2- 0				
4- 3	0- 1	0- 1	AWAY	0- 1	0- 0	4- 0				
2- 0	0- 0	0- 0	NEUTRAL	0- 0	1- 0	1- 0				
11- 0	0- 0	0- 0	CONFERENCE	1- 0	1- 0	9- 0				
5- 0	0- 0	0- 0	HOME	1- 0	1- 0	3- 0				
6- 0	0- 0	0- 0	AWAY	0- 0	0- 0	6- 0				
0- 0	0- 0	0- 0	NEUTRAL	0- 0	0- 0	0- 0				

RPI	S	Opponent	Score	RPI	S	Opponent	Score	RPI	S	Opponent	Score	RPI	S	Opponent	Score
15	A	Tennessee	55 63	26	A	Southern California	67 68	69	A	Army West Point	62 65	108	H	Yale	74 70
								88	H	Maine	64 59	109	N	Toledo	63 55
												112	H	Stony Brook	73 54
												186	A	UMBC	77 42
												186	H	UMBC	63 39
												196	A	Rhode Island	67 58
												197	N	UC Davis	80 70
												212	A	Binghamton	59 47
												212	H	Binghamton	64 58
												213	A	Fairfield	62 50
												219	A	Siena	61 42
												221	A	Hartford	78 41
												250	H	Providence	71 58
												265	A	New Hampshire	78 52
												268	H	Pepperdine	64 49
												287	A	Vermont	75 40
												287	H	Vermont	72 43
												316	A	UMass Lowell	85 55
												348	A	Boston U.	83 43
LAST 12 Division I GAMES:															
212	H	Binghamton	64 58	212	A	Binghamton	59 47								
287	A	Vermont	75 40	88	H	Maine	64 59								
186	H	UMBC	63 39	265	A	New Hampshire	78 52								
221	A	Hartford	78 41	287	H	Vermont	72 43								
316	A	UMass Lowell	85 55	186	A	UMBC	77 42								
112	H	Stony Brook	73 54	108	H	Yale	74 70								

Non-Div I Games:

Albany (NY)

■ Loss, 
 ■ Non-Conf, S Site, 
 ■ Home 
 ■ Away 
 N Neutral



Average RPI Win:	307	WON-LOST	WINNING	LAST 10	STRENGTH OF	OPP. STRENGTH	TEAM	ADJ.	CONF.	ADJ CONF.
Average RPI Loss:	203	RECORD	PCT. RANK	GAMES	SCHEDULE	OF SCHEDULE	RPI	RPI	RPI	RPI
DIV. I ONLY	3- 16	326	3- 7	240	346	318	318	32	32	
DIV. I NON-CONF.	0- 8	338	0- 1	28	230	273	273	31	31	
TOTALS	RPI 1-25	RPI 26-50	W-L RECORDS	RPI 51-100	RPI 101-150	RPI 150+				
3- 16	0- 0	0- 0	OVERALL	0- 3	0- 3	3- 10				
1- 3	0- 0	0- 0	HOME	0- 0	0- 0	1- 3				
2- 13	0- 0	0- 0	AWAY	0- 1	0- 2	2- 5				
0- 0	0- 0	0- 0	NEUTRAL	0- 0	0- 0	0- 0				
0- 8	0- 0	0- 0	NON-CONFERENCE	0- 3	0- 3	0- 2				
0- 0	0- 0	0- 0	HOME	0- 0	0- 0	0- 0				
0- 8	0- 0	0- 0	AWAY	0- 3	0- 3	0- 2				
0- 0	0- 0	0- 0	NEUTRAL	0- 0	0- 0	0- 0				
3- 8	0- 0	0- 0	CONFERENCE	0- 0	0- 0	3- 8				
1- 3	0- 0	0- 0	HOME	0- 0	0- 0	1- 3				
2- 5	0- 0	0- 0	AWAY	0- 0	0- 0	2- 5				
0- 0	0- 0	0- 0	NEUTRAL	0- 0	0- 0	0- 0				

RPI 1-25				RPI 26-50				RPI 51-100				RPI 101+				Team's RPI:	318
RPI	S	Opponent	Score	RPI	S	Opponent	Score	RPI	S	Opponent	Score	RPI	S	Opponent	Score		
								52	A	Arkansas St.	50	82	113	A	Central Ark.	35	58
								85	A	Northwestern	47	91	125	A	La.-Lafayette	61	73
								92	A	Iowa St.	41	91	149	A	Alabama	50	97
													164	A	East Carolina	58	87
													176	A	Southern U.	57	66
													230	A	Grambling	70	66
													230	H	Grambling	76	85
													236	A	Texas Southern	39	68
													272	A	Prairie View	54	58
													275	A	Jacksonville St.	65	67
													282	H	Alabama St.	51	52
													329	A	Jackson St.	65	79
													329	H	Jackson St.	66	73
													336	A	Ark.-Pine Bluff	69	71
													345	H	Alabama A&M	68	52
													347	A	Mississippi Val.	81	66
LAST 12 Division I GAMES:																	
				230	A	Grambling	70	66					347	A	Mississippi Val.	81	66
				329	A	Jackson St.	65	79					230	H	Grambling	76	85
				176	A	Southern U.	57	66					329	H	Jackson St.	66	73
				282	H	Alabama St.	51	52					236	A	Texas Southern	39	68
				345	H	Alabama A&M	68	52					272	A	Prairie View	54	58
				336	A	Ark.-Pine Bluff	69	71					125	A	La.-Lafayette	61	73

Non-Div I Games: Mt. Mercy 60 56 Delta St. 66 57

Alcorn

Loss, Non-Conf, S Site, H Home A Away N Neutral

Average RPI Win: <b>262</b>	WON-LOST	WINNING	LAST 10	STRENGTH OF	OPP. STRENGTH	TEAM	ADJ.	CONF.	ADJ CONF.
Average RPI Loss: <b>154</b>	RECORD	PCT. RANK	GAMES	SCHEDULE	OF SCHEDULE	RPI	RPI	RPI	RPI
DIV. I ONLY	5- 17	297	3- 7	104	300	254	254	29	29
DIV. I NON-CONF.	2- 9	296	0- 1	31	214	206	206	29	29
TOTALS	RPI 1-25	RPI 26-50	W-L RECORDS	RPI 51-100	RPI 101-150	RPI 150+			
5- 17	0- 0	0- 2	OVERALL	0- 4	0- 4	5- 7			
2- 7	0- 0	0- 0	HOME	0- 3	0- 2	2- 2			
3- 10	0- 0	0- 2	AWAY	0- 1	0- 2	3- 5			
0- 0	0- 0	0- 0	NEUTRAL	0- 0	0- 0	0- 0			
2- 9	0- 0	0- 2	NON-CONFERENCE	0- 3	0- 2	2- 2			
1- 3	0- 0	0- 0	HOME	0- 2	0- 1	1- 0			
1- 6	0- 0	0- 2	AWAY	0- 1	0- 1	1- 2			
0- 0	0- 0	0- 0	NEUTRAL	0- 0	0- 0	0- 0			
3- 8	0- 0	0- 0	CONFERENCE	0- 1	0- 2	3- 5			
1- 4	0- 0	0- 0	HOME	0- 1	0- 1	1- 2			
2- 4	0- 0	0- 0	AWAY	0- 0	0- 1	2- 3			
0- 0	0- 0	0- 0	NEUTRAL	0- 0	0- 0	0- 0			

RPI 1-25				RPI 26-50				RPI 51-100				RPI 101+				Team's RPI: 254
RPI	S	Opponent	Score	RPI	S	Opponent	Score	RPI	S	Opponent	Score	RPI	S	Opponent	Score	
				35	A	George Washington	48 78	53	A	James Madison	45 74	102	A	Bucknell	54 60	
				46	A	Princeton	34 72	69	H	Army West Point	42 52	102	H	Bucknell	60 66	
								71	H	Elon	54 62	128	H	Wake Forest	70 71	
								77	H	Hofstra	51 60	145	A	Pittsburgh	58 76	
												186	A	UMBC	46 47	
												198	A	William & Mary	51 62	
												202	A	Lehigh	59 55	
												202	H	Lehigh	52 61	
												224	H	Manhattan	52 48	
												255	A	Loyola Maryland	46 52	
												269	A	Dartmouth	45 41	
												271	A	Holy Cross	54 59	
												308	A	Colgate	49 37	
												308	H	Colgate	64 56	
												326	H	Lafayette	51 60	
												348	A	Boston U.	59 63	
LAST 12 Division I GAMES:																
				202	H	Lehigh	52 61	348	A	Boston U.	59 63					
				102	A	Bucknell	54 60	202	A	Lehigh	59 55					
				308	H	Colgate	64 56	102	H	Bucknell	60 66					
				271	A	Holy Cross	54 59	308	A	Colgate	49 37					
				326	H	Lafayette	51 60	255	A	Loyola Maryland	46 52					
				69	H	Army West Point	42 52	145	A	Pittsburgh	58 76					

Non-Div I Games:

American

■ Loss, 
 ■ Non-Conf, 
 ■ S Site, 
 ■ H Home 
 ■ A Away 
 N Neutral

Average RPI Win:	204	WON-LOST	WINNING	LAST 10	STRENGTH OF	OPP. STRENGTH	TEAM	ADJ.	CONF.	ADJ CONF.
Average RPI Loss:	166	RECORD	PCT. RANK	GAMES	SCHEDULE	OF SCHEDULE	RPI	RPI	RPI	RPI
DIV. I ONLY	8- 13	241	4- 6	169	218	238	238	16	16	
DIV. I NON-CONF.	3- 6	234	0- 0	181	179	257	257	14	14	
TOTALS	RPI 1-25	RPI 26-50	W-L RECORDS	RPI 51-100	RPI 101-150	RPI 150+				
8- 13	0- 0	0- 0	OVERALL	0- 2	2- 4	6- 7				
6- 4	0- 0	0- 0	HOME	0- 0	2- 1	4- 3				
2- 7	0- 0	0- 0	AWAY	0- 1	0- 3	2- 3				
0- 2	0- 0	0- 0	NEUTRAL	0- 1	0- 0	0- 1				
3- 6	0- 0	0- 0	NON-CONFERENCE	0- 1	1- 3	2- 2				
3- 1	0- 0	0- 0	HOME	0- 0	1- 1	2- 0				
0- 3	0- 0	0- 0	AWAY	0- 0	0- 2	0- 1				
0- 2	0- 0	0- 0	NEUTRAL	0- 1	0- 0	0- 1				
5- 7	0- 0	0- 0	CONFERENCE	0- 1	1- 1	4- 5				
3- 3	0- 0	0- 0	HOME	0- 0	1- 0	2- 3				
2- 4	0- 0	0- 0	AWAY	0- 1	0- 1	2- 2				
0- 0	0- 0	0- 0	NEUTRAL	0- 0	0- 0	0- 0				

RPI 1-25				RPI 26-50				RPI 51-100				RPI 101+				Team's RPI: 238	
RPI	S	Opponent	Score	RPI	S	Opponent	Score	RPI	S	Opponent	Score	RPI	S	Opponent	Score		
								52	A	Arkansas St.	60	83	101	H	Liberty	68	74
								81	N	South Dakota	60	87	106	A	North Carolina	59	68
													125	A	La.-Lafayette	51	60
													125	H	La.-Lafayette	76	59
													147	H	ETSU	70	52
													149	A	Alabama	59	93
													156	H	Texas-Arlington	45	76
													171	A	Little Rock	50	67
													174	A	Col. of Charleston	50	60
													187	H	Texas St.	90	71
													192	A	Troy	96	81
													204	H	Richmond	73	59
													210	A	South Ala.	55	71
													216	H	Furman	92	78
													263	H	Georgia St.	75	80
													270	H	Ga. Southern	50	65
													279	A	La.-Monroe	57	54
													279	H	La.-Monroe	64	52
													304	N	Delaware St.	69	76
LAST 12 Division I GAMES:																	
279	H	La.-Monroe	64	52	52	A	Arkansas St.	60	83								
125	H	La.-Lafayette	76	59	171	A	Little Rock	50	67								
210	A	South Ala.	55	71	187	H	Texas St.	90	71								
192	A	Troy	96	81	156	H	Texas-Arlington	45	76								
270	H	Ga. Southern	50	65	125	A	La.-Lafayette	51	60								
263	H	Georgia St.	75	80	279	A	La.-Monroe	57	54								

Non-Div I Games:

Appalachian St.

■ Loss, 
 ■ Non-Conf, 
 ■ S Site, 
 ■ H Home 
 ■ A Away 
 N Neutral

Average RPI Win:	172	WON-LOST	WINNING	LAST 10	STRENGTH OF	OPP. STRENGTH	TEAM	ADJ.	CONF.	ADJ CONF.
Average RPI Loss:	46	RECORD	PCT. RANK	GAMES	SCHEDULE	OF SCHEDULE	RPI	RPI	RPI	RPI
DIV. I ONLY	11- 13	192	1- 9	28	32	104	104	1	1	
DIV. I NON-CONF.	9- 3	69	0- 0	103	192	63	63	1	1	
TOTALS	RPI 1-25	RPI 26-50	W-L RECORDS	RPI 51-100	RPI 101-150	RPI 150+				
11- 13	0- 5	0- 2	OVERALL	1- 5	3- 0	7- 1				
8- 5	0- 3	0- 1	HOME	1- 1	2- 0	5- 0				
2- 6	0- 0	0- 0	AWAY	0- 0	1- 0	1- 0				
1- 2	0- 0	0- 0	NEUTRAL	0- 1	0- 0	1- 1				
9- 3	0- 0	0- 0	NON-CONFERENCE	0- 2	3- 0	6- 1				
6- 0	0- 0	0- 0	HOME	0- 0	2- 0	4- 0				
2- 1	0- 0	0- 0	AWAY	0- 1	1- 0	1- 0				
1- 2	0- 0	0- 0	NEUTRAL	0- 1	0- 0	1- 1				
2- 10	0- 5	0- 2	CONFERENCE	1- 3	0- 0	1- 0				
2- 5	0- 3	0- 1	HOME	1- 1	0- 0	1- 0				
0- 5	0- 2	0- 1	AWAY	0- 2	0- 0	0- 0				
0- 0	0- 0	0- 0	NEUTRAL	0- 0	0- 0	0- 0				

RPI	S	Opponent	Score	RPI	S	Opponent	Score	RPI	S	Opponent	Score	RPI	S	Opponent	Score	Team's RPI: 104
6	H	Stanford	34 59	26	H	Southern California	57 67	61	A	Oregon	54 76	103	H	New Mexico St.	68 64	
7	A	Oregon St.	43 71	37	A	Washington	47 63	65	A	San Diego	54 59	109	A	Toledo	62 59	
9	H	UCLA	39 73					67	A	Washington St.	46 67	140	H	Pacific	69 56	
10	A	Arizona St.	49 61					68	H	Utah	55 60	158	N	SMU	46 58	
10	H	Arizona St.	47 62					72	N	FGCU	55 57	166	H	Louisiana Tech	77 67	
								74	H	California	57 52	177	H	George Mason	68 60	
												181	H	Colorado	63 52	
												191	H	Kansas	67 52	
												201	A	North Texas	51 44	
												223	N	Gardner-Webb	79 60	
												327	H	Howard	65 28	
LAST 12 Division I GAMES:																
9	H	UCLA	39 73	181	H	Colorado	63 52									
26	H	Southern California	57 67	68	H	Utah	55 60									
61	A	Oregon	54 76	37	A	Washington	47 63									
7	A	Oregon St.	43 71	67	A	Washington St.	46 67									
10	H	Arizona St.	47 62	74	H	California	57 52									
10	A	Arizona St.	49 61	6	H	Stanford	34 59									

Non-Div I Games:

Arizona

■ Loss, 
 ■ Non-Conf, 
 ■ S Site, 
 ■ H Home 
 ■ A Away 
 N Neutral

Average RPI Win: 107		WON-LOST	WINNING	LAST 10	STRENGTH OF	OPP. STRENGTH	TEAM	ADJ.	CONF.	ADJ CONF.
Average RPI Loss: 33		RECORD	PCT. RANK	GAMES	SCHEDULE	OF SCHEDULE	RPI	RPI	RPI	RPI
DIV. I ONLY		20- 4	19	9- 1	17	9	10	10	1	1
DIV. I NON-CONF.		9- 3	69	0- 0	33	41	36	36	1	1
TOTALS	RPI 1-25	RPI 26-50		W-L RECORDS		RPI 51-100	RPI 101-150	RPI 150+		
20- 4	3- 3	3- 0		OVERALL		5- 1	3- 0	6- 0		
11- 2	3- 1	1- 0		HOME		3- 1	1- 0	3- 0		
8- 1	0- 1	2- 0		AWAY		2- 0	2- 0	2- 0		
1- 1	0- 1	0- 0		NEUTRAL		0- 0	0- 0	1- 0		
9- 3	1- 2	1- 0		NON-CONFERENCE		1- 1	1- 0	5- 0		
4- 2	1- 1	0- 0		HOME		1- 1	0- 0	2- 0		
4- 0	0- 0	1- 0		AWAY		0- 0	1- 0	2- 0		
1- 1	0- 1	0- 0		NEUTRAL		0- 0	0- 0	1- 0		
11- 1	2- 1	2- 0		CONFERENCE		4- 0	2- 0	1- 0		
7- 0	2- 0	1- 0		HOME		2- 0	1- 0	1- 0		
4- 1	0- 1	1- 0		AWAY		2- 0	1- 0	0- 0		
0- 0	0- 0	0- 0		NEUTRAL		0- 0	0- 0	0- 0		

RPI 1-25				Team's RPI: 10		RPI 26-50				RPI 51-100				RPI 101+			
RPI	S	Opponent	Score	RPI	S	Opponent	Score	RPI	S	Opponent	Score	RPI	S	Opponent	Score		
3	N	South Carolina	58 60	26	H	Southern California	69 68	61	A	Oregon	63 58	104	A	Arizona	62 47		
6	H	Stanford	49 31	27	A	Syracuse	61 54	67	A	Washington St.	63 45	104	H	Arizona	61 49		
7	A	Oregon St.	44 67	37	A	Washington	68 61	68	H	Utah	80 60	150	A	Hawaii	75 49		
9	H	UCLA	65 61					74	H	California	57 49	158	A	SMU	64 57		
14	H	Florida St.	68 56					84	H	Marquette	90 80	181	H	Colorado	64 37		
23	H	Kentucky	64 68					97	H	VCU	48 57	221	A	Hartford	60 29		

Non-Div I Games:

Arizona St.

Loss, Non-Conf, S Site, H Home A Away N Neutral

Average RPI Win:	306	WON-LOST	WINNING	LAST 10	STRENGTH OF	OPP. STRENGTH	TEAM	ADJ.	CONF.	ADJ CONF.
Average RPI Loss:	192	RECORD	PCT. RANK	GAMES	SCHEDULE	OF SCHEDULE	RPI	RPI	RPI	RPI
DIV. I ONLY	4- 14	302	4- 6	309	308	336	336	32	32	
DIV. I NON-CONF.	0- 7	338	0- 1	102	19	292	292	31	31	
TOTALS	RPI 1-25	RPI 26-50	W-L RECORDS	RPI 51-100	RPI 101-150	RPI 150+				
4- 14	0- 0	0- 1	OVERALL	0- 2	0- 3	4- 8				
4- 2	0- 0	0- 0	HOME	0- 0	0- 0	4- 2				
0- 12	0- 0	0- 1	AWAY	0- 0	0- 2	0- 3				
0- 0	0- 0	0- 0	NEUTRAL	0- 0	0- 0	0- 0				
0- 7	0- 0	0- 1	NON-CONFERENCE	0- 2	0- 3	0- 1				
0- 0	0- 0	0- 0	HOME	0- 0	0- 0	0- 0				
0- 7	0- 0	0- 1	AWAY	0- 2	0- 3	0- 1				
0- 0	0- 0	0- 0	NEUTRAL	0- 0	0- 0	0- 0				
4- 7	0- 0	0- 0	CONFERENCE	0- 0	0- 0	4- 7				
4- 2	0- 0	0- 0	HOME	0- 0	0- 0	4- 2				
0- 5	0- 0	0- 0	AWAY	0- 0	0- 0	0- 5				
0- 0	0- 0	0- 0	NEUTRAL	0- 0	0- 0	0- 0				

RPI 1-25				RPI 26-50				RPI 51-100				RPI 101+				Team's RPI:	336
RPI	S	Opponent	Score	RPI	S	Opponent	Score	RPI	S	Opponent	Score	RPI	S	Opponent	Score		
				32	A	Missouri	34 85	73	A	Nebraska	46 96	109	A	Toledo	47 74		
								92	A	Iowa St.	41 70	130	A	Texas Tech	40 84		
												137	A	Ole Miss	45 80		
												169	A	UAB	32 82		
												176	H	Southern U.	61 78		
												230	H	Grambling	83 68		
												236	A	Texas Southern	30 57		
												272	A	Prairie View	55 70		
												282	A	Alabama St.	63 72		
												282	H	Alabama St.	53 68		
												318	H	Alcorn	71 69		
												329	H	Jackson St.	71 66		
												345	A	Alabama A&M	70 78		
												345	H	Alabama A&M	69 60		
												347	A	Mississippi Val.	60 62		
LAST 12 Division I GAMES:																	
				282	H	Alabama St.	53 68	318	H	Alcorn	71 69						
				345	H	Alabama A&M	69 60	176	H	Southern U.	61 78						
				329	H	Jackson St.	71 66	282	A	Alabama St.	63 72						
				230	H	Grambling	83 68	345	A	Alabama A&M	70 78						
				236	A	Texas Southern	30 57	347	A	Mississippi Val.	60 62						
				272	A	Prairie View	55 70	109	A	Toledo	47 74						

Non-Div I Games: Talladega 73 83 Philander Smith 63 51 Tougaloo 65 51 Talladega 68 55  
Ark.-Pine Bluff

Loss, Non-Conf, S Site, H Home A Away N Neutral

## Arkansas

Through Games Of Feb. 8, 2016

Average RPI Win:	164	WON-LOST	WINNING	LAST 10	STRENGTH OF	OPP. STRENGTH	TEAM	ADJ.	CONF.	ADJ CONF.
Average RPI Loss:	60	RECORD	PCT. RANK	GAMES	SCHEDULE	OF SCHEDULE	RPI	RPI	RPI	RPI
DIV. I ONLY	10- 14	221	5- 5	38	34	131	131	2	2	
DIV. I NON-CONF.	5- 8	209	1- 0	189	142	251	251	2	2	
TOTALS	RPI 1-25	RPI 26-50	W-L RECORDS	RPI 51-100	RPI 101-150	RPI 150+				
10- 14	2- 7	1- 1	OVERALL	1- 3	1- 1	5- 2				
9- 4	2- 2	1- 0	HOME	1- 1	0- 0	5- 1				
1- 7	0- 3	0- 1	AWAY	0- 2	1- 0	0- 1				
0- 3	0- 2	0- 0	NEUTRAL	0- 0	0- 1	0- 0				
5- 8	0- 2	0- 1	NON-CONFERENCE	0- 2	0- 1	5- 2				
5- 2	0- 0	0- 0	HOME	0- 1	0- 0	5- 1				
0- 3	0- 0	0- 1	AWAY	0- 1	0- 0	0- 1				
0- 3	0- 2	0- 0	NEUTRAL	0- 0	0- 1	0- 0				
5- 6	2- 5	1- 0	CONFERENCE	1- 1	1- 0	0- 0				
4- 2	2- 2	1- 0	HOME	1- 0	0- 0	0- 0				
1- 4	0- 3	0- 0	AWAY	0- 1	1- 0	0- 0				
0- 0	0- 0	0- 0	NEUTRAL	0- 0	0- 0	0- 0				

RPI	S	Opponent	Score	RPI	S	Opponent	Score	RPI	S	Opponent	Score	RPI	S	Opponent	Score	Team's RPI: 131
3	A	South Carolina	32 85	32	H	Missouri	64 52	55	A	Auburn	60 71	116	A	LSU	48 44	
7	N	Oregon St.	47 63	42	A	Rutgers	40 60	58	H	Vanderbilt	57 56	125	N	La.-Lafayette	59 67	
8	N	Texas	50 61					59	A	South Dakota St.	69 76	158	H	Oral Roberts	65 50	
15	A	Tennessee	57 75					87	H	Missouri St.	54 69	178	H	Tulsa	67 74	
15	H	Tennessee	64 59									190	A	Butler	57 63	
17	H	Texas A&M	67 61									257	H	Sam Houston St.	67 47	
21	H	Florida	66 71									303	H	Southeastern La.	97 53	
22	A	Mississippi St.	55 80									335	H	New Orleans	73 41	
22	H	Mississippi St.	55 65									347	H	Mississippi Val.	86 46	
LAST 12 Division I GAMES:																
58	H	Vanderbilt	57 56	32	H	Missouri	64 52	15	H	Tennessee	64 59					
15	A	Tennessee	57 75	22	A	Mississippi St.	55 80	17	H	Texas A&M	67 61					
22	H	Mississippi St.	55 65	3	A	South Carolina	32 85									
21	H	Florida	66 71	335	H	New Orleans	73 41									
55	A	Auburn	60 71													
116	A	LSU	48 44													

Non-Div I Games:

Arkansas

■ Loss, 
■ Non-Conf, S Site, 
■ Home 
■ Away 
N Neutral

Average RPI Win:	212	WON-LOST	WINNING	LAST 10	STRENGTH OF	OPP. STRENGTH	TEAM	ADJ.	CONF.	ADJ CONF.
Average RPI Loss:	50	RECORD	PCT. RANK	GAMES	SCHEDULE	OF SCHEDULE	RPI	RPI	RPI	RPI
DIV. I ONLY	18- 3	16	10- 0	183	187	52	52	16	16	
DIV. I NON-CONF.	6- 3	100	0- 0	134	162	66	66	14	14	
TOTALS	RPI 1-25	RPI 26-50	W-L RECORDS	RPI 51-100	RPI 101-150	RPI 150+				
18- 3	0- 1	0- 0	OVERALL	2- 2	1- 0	15- 0				
11- 0	0- 0	0- 0	HOME	0- 0	1- 0	10- 0				
7- 3	0- 1	0- 0	AWAY	2- 2	0- 0	5- 0				
0- 0	0- 0	0- 0	NEUTRAL	0- 0	0- 0	0- 0				
6- 3	0- 1	0- 0	NON-CONFERENCE	2- 2	0- 0	4- 0				
3- 0	0- 0	0- 0	HOME	0- 0	0- 0	3- 0				
3- 3	0- 1	0- 0	AWAY	2- 2	0- 0	1- 0				
0- 0	0- 0	0- 0	NEUTRAL	0- 0	0- 0	0- 0				
12- 0	0- 0	0- 0	CONFERENCE	0- 0	1- 0	11- 0				
8- 0	0- 0	0- 0	HOME	0- 0	1- 0	7- 0				
4- 0	0- 0	0- 0	AWAY	0- 0	0- 0	4- 0				
0- 0	0- 0	0- 0	NEUTRAL	0- 0	0- 0	0- 0				

RPI 1-25				RPI 26-50				RPI 51-100 Team's RPI: 52				RPI 101+			
RPI	S	Opponent	Score	RPI	S	Opponent	Score	RPI	S	Opponent	Score	RPI	S	Opponent	Score
21	A	Florida	72 76					56	A	Chattanooga	54 55	125	H	La.-Lafayette	83 56
								72	A	FGCU	62 48	156	A	Texas-Arlington	78 71
								73	A	Nebraska	71 79	171	H	Little Rock	66 53
								91	A	UT Martin	76 74	187	A	Texas St.	74 59
												192	A	Troy	101 81
												192	H	Troy	94 80
												210	A	South Ala.	66 53
												210	H	South Ala.	58 51
												238	H	Appalachian St.	83 60
												263	H	Georgia St.	75 54
												266	H	Austin Peay	66 55
												270	H	Ga. Southern	77 54
												279	H	La.-Monroe	66 43
												284	A	Tennessee Tech	77 55
												291	H	Wichita St.	67 40
												318	H	Alcorn	82 50
LAST 12 Division I GAMES:															
192	H	Troy	94 80	171	H	Little Rock	66 53								
210	H	South Ala.	58 51	238	H	Appalachian St.	83 60								
270	H	Ga. Southern	77 54	125	H	La.-Lafayette	83 56								
263	H	Georgia St.	75 54	279	H	La.-Monroe	66 43								
187	A	Texas St.	74 59	210	A	South Ala.	66 53								
156	A	Texas-Arlington	78 71	192	A	Troy	101 81								

Non-Div I Games:

Arkansas St.

■ Loss, 
 ■ Non-Conf, S Site, 
 ■ Home 
 ■ Away 
 N Neutral



Average RPI Win:	243	WON-LOST	WINNING	LAST 10	STRENGTH OF	OPP. STRENGTH	TEAM	ADJ.	CONF.	ADJ CONF.
Average RPI Loss:	71	RECORD	PCT. RANK	GAMES	SCHEDULE	OF SCHEDULE	RPI	RPI	RPI	RPI
DIV. I ONLY	18- 2	8	9- 1	270	278	69	69	29	29	
DIV. I NON-CONF.	8- 1	23	0- 0	276	226	82	82	29	29	
TOTALS	RPI 1-25	RPI 26-50	W-L RECORDS	RPI 51-100	RPI 101-150	RPI 150+				
18- 2	0- 0	0- 1	OVERALL	1- 0	3- 1	14- 0				
11- 0	0- 0	0- 0	HOME	1- 0	2- 0	8- 0				
6- 2	0- 0	0- 1	AWAY	0- 0	1- 1	5- 0				
1- 0	0- 0	0- 0	NEUTRAL	0- 0	0- 0	1- 0				
8- 1	0- 0	0- 1	NON-CONFERENCE	1- 0	2- 0	5- 0				
5- 0	0- 0	0- 0	HOME	1- 0	1- 0	3- 0				
3- 1	0- 0	0- 1	AWAY	0- 0	1- 0	2- 0				
0- 0	0- 0	0- 0	NEUTRAL	0- 0	0- 0	0- 0				
10- 1	0- 0	0- 0	CONFERENCE	0- 0	1- 1	9- 0				
6- 0	0- 0	0- 0	HOME	0- 0	1- 0	5- 0				
3- 1	0- 0	0- 0	AWAY	0- 0	0- 1	3- 0				
1- 0	0- 0	0- 0	NEUTRAL	0- 0	0- 0	1- 0				

RPI 1-25				RPI 26-50				RPI 51-100				Team's RPI: 69				RPI 101+			
RPI	S	Opponent	Score	RPI	S	Opponent	Score	RPI	S	Opponent	Score			RPI	S	Opponent	Score		
39	A	Duke	61 72					51	H	Albany (NY)	65 62			102	A	Bucknell	69 79		
														102	H	Bucknell	68 63		
														108	A	Yale	65 61		
														117	H	Quinnipiac	67 57		
														202	H	Lehigh	63 39		
														254	A	American	52 42		
														255	A	Loyola Maryland	52 44		
														255	H	Loyola Maryland	70 37		
														262	N	Navy	75 38		
														268	H	Pepperdine	63 53		
														271	H	Holy Cross	77 58		
														276	H	Central Conn. St.	81 52		
														299	H	Rider	57 42		
														308	H	Colgate	67 55		
														326	A	Lafayette	78 45		
														326	H	Lafayette	84 57		
														341	A	NJIT	71 35		
														344	A	St. Francis Brooklyn	74 35		
LAST 12 Division I GAMES:																			
255	A	Loyola Maryland	52 44	308	H	Colgate	67 55												
326	H	Lafayette	84 57	255	H	Loyola Maryland	70 37												
102	H	Bucknell	68 63	326	A	Lafayette	78 45												
262	N	Navy	75 38	102	A	Bucknell	69 79												
271	H	Holy Cross	77 58	202	H	Lehigh	63 39												
254	A	American	52 42	341	A	NJIT	71 35												

Non-Div I Games: Emerson 86 47

Army West Point

■ Loss, 
 ■ Non-Conf, S Site, 
 ■ Home 
 ■ Away 
 N Neutral

Average RPI Win: <b>175</b>	WON-LOST	WINNING	LAST 10	STRENGTH OF	OPP. STRENGTH	TEAM	ADJ.	CONF.	ADJ CONF.
Average RPI Loss: <b>43</b>	RECORD	PCT. RANK	GAMES	SCHEDULE	OF SCHEDULE	RPI	RPI	RPI	RPI
DIV. I ONLY	16- 8	88	5- 5	86	42	55	55	2	2
DIV. I NON-CONF.	10- 3	61	0- 1	272	130	109	109	2	2
TOTALS	RPI 1-25	RPI 26-50	W-L RECORDS	RPI 51-100	RPI 101-150	RPI 150+			
16- 8	1- 4	0- 1	OVERALL	2- 3	5- 0	8- 0			
8- 2	1- 1	0- 0	HOME	1- 1	2- 0	4- 0			
5- 6	0- 3	0- 1	AWAY	0- 2	2- 0	3- 0			
3- 0	0- 0	0- 0	NEUTRAL	1- 0	1- 0	1- 0			
10- 3	0- 0	0- 0	NON-CONFERENCE	1- 3	1- 0	8- 0			
4- 1	0- 0	0- 0	HOME	0- 1	0- 0	4- 0			
3- 2	0- 0	0- 0	AWAY	0- 2	0- 0	3- 0			
3- 0	0- 0	0- 0	NEUTRAL	1- 0	1- 0	1- 0			
6- 5	1- 4	0- 1	CONFERENCE	1- 0	4- 0	0- 0			
4- 1	1- 1	0- 0	HOME	1- 0	2- 0	0- 0			
2- 4	0- 3	0- 1	AWAY	0- 0	2- 0	0- 0			
0- 0	0- 0	0- 0	NEUTRAL	0- 0	0- 0	0- 0			

RPI	S	Opponent	Score	RPI	S	Opponent	Score	RPI	S	Opponent	Score	RPI	S	Opponent	Score
3	H	South Carolina	58 <b>74</b>	28	A	Georgia	30 <b>63</b>	58	H	Vanderbilt	53 45	116	A	LSU	63 53
15	A	Tennessee	52 <b>79</b>					72	A	FGCU	45 <b>52</b>	129	N	Boise St.	55 53
22	A	Mississippi St.	45 <b>60</b>					84	A	Marquette	69 <b>70</b>	131	H	Arkansas	71 60
23	A	Kentucky	47 <b>54</b>					86	N	Minnesota	81 79	149	A	Alabama	59 55
23	H	Kentucky	66 61					94	H	Virginia	52 <b>69</b>	149	H	Alabama	72 59
												164	H	East Carolina	83 69
												169	H	UAB	85 71
												177	H	George Mason	88 59
												253	N	Coppin St.	69 54
												290	A	Towson	74 52
												293	A	Savannah St.	62 40
												303	A	Southeastern La.	80 68
												309	H	Winthrop	76 33
LAST 12 Division I GAMES:															
149	A	Alabama	59 55	23	A	Kentucky	47 <b>54</b>								
58	H	Vanderbilt	53 45	149	H	Alabama	72 59								
116	A	LSU	63 53	15	A	Tennessee	52 <b>79</b>								
28	A	Georgia	30 <b>63</b>	22	A	Mississippi St.	45 <b>60</b>								
131	H	Arkansas	71 60	23	H	Kentucky	66 61								
3	H	South Carolina	58 <b>74</b>	72	A	FGCU	45 <b>52</b>								

Non-Div I Games:

Auburn

■ Loss, 
 ■ Non-Conf, S Site, 
 ■ Home 
 ■ Away 
 N Neutral

Average RPI Win:	280	WON-LOST	WINNING	LAST 10	STRENGTH OF	OPP. STRENGTH	TEAM	ADJ.	CONF.	ADJ CONF.
Average RPI Loss:	134	RECORD	PCT. RANK	GAMES	SCHEDULE	OF SCHEDULE	RPI	RPI	RPI	RPI
DIV. I ONLY	5- 17	297	4- 6	137	211	266	266	24	24	
DIV. I NON-CONF.	0- 11	338	0- 1	25	105	267	267	23	23	
TOTALS	RPI 1-25	RPI 26-50	W-L RECORDS	RPI 51-100	RPI 101-150	RPI 150+				
5- 17	0- 0	0- 1	OVERALL	0- 8	0- 2	5- 6				
4- 3	0- 0	0- 0	HOME	0- 2	0- 0	4- 1				
1- 13	0- 0	0- 0	AWAY	0- 6	0- 2	1- 5				
0- 1	0- 0	0- 1	NEUTRAL	0- 0	0- 0	0- 0				
0- 11	0- 0	0- 1	NON-CONFERENCE	0- 7	0- 1	0- 2				
0- 2	0- 0	0- 0	HOME	0- 2	0- 0	0- 0				
0- 8	0- 0	0- 0	AWAY	0- 5	0- 1	0- 2				
0- 1	0- 0	0- 1	NEUTRAL	0- 0	0- 0	0- 0				
5- 6	0- 0	0- 0	CONFERENCE	0- 1	0- 1	5- 4				
4- 1	0- 0	0- 0	HOME	0- 0	0- 0	4- 1				
1- 5	0- 0	0- 0	AWAY	0- 1	0- 1	1- 3				
0- 0	0- 0	0- 0	NEUTRAL	0- 0	0- 0	0- 0				

RPI 1-25				RPI 26-50				RPI 51-100				RPI 101+ Team's RPI: 266			
RPI	S	Opponent	Score	RPI	S	Opponent	Score	RPI	S	Opponent	Score	RPI	S	Opponent	Score
				41	N	Indiana	58 90	52	A	Arkansas St.	55 66	110	A	Belmont	82 88
								54	A	Ball St.	44 72	147	A	ETSU	76 80
								57	A	Western Ky.	69 88	151	H	SIUE	61 72
								58	A	Vanderbilt	56 73	199	A	Southeast Mo. St.	69 71
								74	H	California	58 67	208	H	Eastern Ky.	94 66
								79	H	Middle Tenn.	55 86	242	A	Tennessee St.	58 66
								91	A	UT Martin	51 75	251	A	Miami (OH)	60 75
								99	A	Wright St.	56 77	275	H	Jacksonville St.	61 59
												284	H	Tennessee Tech	91 75
												285	A	Kennesaw St.	65 73
												292	A	Murray St.	72 75
												296	A	Morehead St.	96 75
												338	H	Eastern Ill.	80 45
LAST 12 Division I GAMES:															
292	A	Murray St.	72 75	110	A	Belmont	82 88								
91	A	UT Martin	51 75	242	A	Tennessee St.	58 66								
199	A	Southeast Mo. St.	69 71	284	H	Tennessee Tech	91 75								
151	H	SIUE	61 72	275	H	Jacksonville St.	61 59								
338	H	Eastern Ill.	80 45	208	H	Eastern Ky.	94 66								
296	A	Morehead St.	96 75	147	A	ETSU	76 80								

Non-Div I Games: Trevecca Nazarene 97 75 Christian Bros. 74 55

Austin Peay

■ Loss, 
 ■ Non-Conf, 
 ■ S Site, 
 ■ H Home 
 ■ A Away 
 N Neutral

Average RPI Win:	156	WON-LOST	WINNING	LAST 10	STRENGTH OF	OPP. STRENGTH	TEAM	ADJ.	CONF.	ADJ CONF.
Average RPI Loss:	46	RECORD	PCT. RANK	GAMES	SCHEDULE	OF SCHEDULE	RPI	RPI	RPI	RPI
DIV. I ONLY	19- 4	24	10- 0	54	90	12	12	9	9	
DIV. I NON-CONF.	7- 3	91	0- 0	14	69	15	15	9	9	
TOTALS	RPI 1-25	RPI 26-50	W-L RECORDS	RPI 51-100	RPI 101-150	RPI 150+				
19- 4	1- 0	2- 2	OVERALL	3- 2	4- 0	9- 0				
9- 0	0- 0	1- 0	HOME	2- 0	1- 0	5- 0				
7- 3	0- 0	1- 1	AWAY	1- 2	2- 0	3- 0				
3- 1	1- 0	0- 1	NEUTRAL	0- 0	1- 0	1- 0				
7- 3	1- 0	0- 2	NON-CONFERENCE	1- 1	1- 0	4- 0				
3- 0	0- 0	0- 0	HOME	1- 0	0- 0	2- 0				
1- 2	0- 0	0- 1	AWAY	0- 1	0- 0	1- 0				
3- 1	1- 0	0- 1	NEUTRAL	0- 0	1- 0	1- 0				
12- 1	0- 0	2- 0	CONFERENCE	2- 1	3- 0	5- 0				
6- 0	0- 0	1- 0	HOME	1- 0	1- 0	3- 0				
6- 1	0- 0	1- 0	AWAY	1- 1	2- 0	2- 0				
0- 0	0- 0	0- 0	NEUTRAL	0- 0	0- 0	0- 0				

RPI 1-25				Team's RPI: 12				RPI 26-50				RPI 51-100				RPI 101+			
RPI	S	Opponent	Score	RPI	S	Opponent	Score	RPI	S	Opponent	Score	RPI	S	Opponent	Score	RPI	S	Opponent	Score
17	N	Texas A&M	72 64	28	N	Georgia	58 66	62	A	Colorado St.	55 61	120	A	San Francisco	66 57				
				30	A	Oklahoma	47 73	65	A	San Diego	65 78	140	A	Pacific	67 57				
				48	A	St. Mary's (CA)	65 44	66	A	Santa Clara	68 63	140	H	Pacific	79 62				
				48	H	St. Mary's (CA)	65 59	68	H	Utah	73 59	150	N	Hawaii	67 56				
								89	H	Gonzaga	58 54	155	N	Penn St.	63 51				
												188	A	Weber St.	68 51				
												217	H	Utah Valley	78 62				
												218	H	Utah St.	81 69				
												245	A	Loyola Marymount	82 75				
												245	H	Loyola Marymount	75 61				
												268	A	Pepperdine	77 66				
												268	H	Pepperdine	69 64				
												281	H	Portland	78 66				
LAST 12 Division I GAMES:																			
				48	A	St. Mary's (CA)	65 44	281	H	Portland	78 66								
				140	A	Pacific	67 57	89	H	Gonzaga	58 54								
				268	A	Pepperdine	77 66	120	A	San Francisco	66 57								
				245	A	Loyola Marymount	82 75	66	A	Santa Clara	68 63								
				268	H	Pepperdine	69 64	140	H	Pacific	79 62								
				245	H	Loyola Marymount	75 61	48	H	St. Mary's (CA)	65 59								

Non-Div I Games: BYU-Hawaii 85 40

BYU

■ Loss, 
 ■ Non-Conf, 
 ■ S Site, 
 ■ Home 
 ■ A Away 
 N Neutral

Average RPI Win:	179	WON-LOST	WINNING	LAST 10	STRENGTH OF	OPP. STRENGTH	TEAM	ADJ.	CONF.	ADJ CONF.
Average RPI Loss:	44	RECORD	PCT. RANK	GAMES	SCHEDULE	OF SCHEDULE	RPI	RPI	RPI	RPI
DIV. I ONLY	15- 5	45	8- 2	92	101	54	54	11	11	
DIV. I NON-CONF.	7- 3	91	2- 0	223	88	101	101	13	13	
TOTALS	RPI 1-25	RPI 26-50	W-L RECORDS	RPI 51-100	RPI 101-150	RPI 150+				
15- 5	0- 1	0- 3	OVERALL	2- 1	6- 0	7- 0				
9- 1	0- 0	0- 1	HOME	2- 0	4- 0	3- 0				
5- 3	0- 0	0- 1	AWAY	0- 0	2- 0	3- 0				
1- 1	0- 1	0- 0	NEUTRAL	0- 0	0- 0	1- 0				
7- 3	0- 1	0- 1	NON-CONFERENCE	2- 1	0- 0	5- 0				
4- 0	0- 0	0- 0	HOME	2- 0	0- 0	2- 0				
2- 2	0- 0	0- 1	AWAY	0- 1	0- 0	2- 0				
1- 1	0- 1	0- 0	NEUTRAL	0- 0	0- 0	1- 0				
8- 2	0- 0	0- 2	CONFERENCE	0- 0	6- 0	2- 0				
5- 1	0- 0	0- 1	HOME	0- 0	4- 0	1- 0				
3- 1	0- 0	0- 1	AWAY	0- 0	2- 0	1- 0				
0- 0	0- 0	0- 0	NEUTRAL	0- 0	0- 0	0- 0				

RPI S	Opponent	Score	RPI S	Opponent	Score	RPI S	Opponent	Score	RPI S	Opponent	Score
21 N	Florida	79 85	31 A	Ohio	48 73	57 H	Western Ky.	74 60	107 H	Akron	78 71
			31 H	Ohio	67 68	78 H	Saint Louis	79 70	109 H	Toledo	75 69
			47 A	Purdue	63 73	90 A	Charlotte	66 72	111 H	Eastern Mich.	76 54
									123 A	Western Mich.	77 53
									133 A	Buffalo	59 57
									133 H	Buffalo	68 63
									190 H	Butler	58 50
									231 A	Bowling Green	67 56
									239 N	Massachusetts	81 54
									251 H	Miami (OH)	66 41
									266 H	Austin Peay	72 44
									319 A	Evansville	73 53
									334 A	Lipscomb	72 60
LAST 12 Division I GAMES:											
133 A	Buffalo	59 57	133 H	Buffalo	68 63						
107 H	Akron	78 71	251 H	Miami (OH)	66 41						
31 H	Ohio	67 68	31 A	Ohio	48 73						
123 A	Western Mich.	77 53	109 H	Toledo	75 69						
111 H	Eastern Mich.	76 54	78 H	Saint Louis	79 70						
231 A	Bowling Green	67 56	319 A	Evansville	73 53						

Non-Div I Games: Ohio Valley 94 45

Ball St.

■ Loss, 
 ■ Non-Conf, S Site, 
 ■ Home 
 ■ Away 
 N Neutral

Average RPI Win:	109	WON-LOST	WINNING	LAST 10	STRENGTH OF	OPP. STRENGTH	TEAM	ADJ.	CONF.	ADJ CONF.
Average RPI Loss:	16	RECORD	PCT. RANK	GAMES	SCHEDULE	OF SCHEDULE	RPI	RPI	RPI	RPI
DIV. I ONLY	23- 1	2	10- 0	24	28	4	4	3	3	
DIV. I NON-CONF.	13- 0	1	1- 0	43	66	4	4	4	4	
TOTALS	RPI 1-25	RPI 26-50	W-L RECORDS	RPI 51-100	RPI 101-150	RPI 150+				
23- 1	3- 1	6- 0	OVERALL	3- 0	2- 0	9- 0				
15- 0	1- 0	4- 0	HOME	1- 0	2- 0	7- 0				
4- 1	1- 1	1- 0	AWAY	1- 0	0- 0	1- 0				
4- 0	1- 0	1- 0	NEUTRAL	1- 0	0- 0	1- 0				
13- 0	2- 0	2- 0	NON-CONFERENCE	1- 0	1- 0	7- 0				
9- 0	1- 0	1- 0	HOME	0- 0	1- 0	6- 0				
0- 0	0- 0	0- 0	AWAY	0- 0	0- 0	0- 0				
4- 0	1- 0	1- 0	NEUTRAL	1- 0	0- 0	1- 0				
10- 1	1- 1	4- 0	CONFERENCE	2- 0	1- 0	2- 0				
6- 0	0- 0	3- 0	HOME	1- 0	1- 0	1- 0				
4- 1	1- 1	1- 0	AWAY	1- 0	0- 0	1- 0				
0- 0	0- 0	0- 0	NEUTRAL	0- 0	0- 0	0- 0				

RPI	S	Opponent	Score	RPI	S	Opponent	Score	RPI	S	Opponent	Score	RPI	S	Opponent	Score
8	A	Texas	80 67	30	H	Oklahoma	78 68	53	N	James Madison	77 63	130	H	Texas Tech	69 43
13	N	Michigan St.	84 76	36	A	West Virginia	71 61	92	A	Iowa St.	77 61	138	H	Southern Miss.	97 42
16	A	Oklahoma St.	45 52	36	H	West Virginia	69 64	93	H	TCU	72 55	156	H	Texas-Arlington	62 20
19	H	DePaul	86 72	38	N	Miami (FL)	88 81					158	H	Oral Roberts	97 39
				43	H	South Fla.	66 63					172	H	McNeese St.	105 46
				49	H	Kansas St.	87 52					173	H	Northwestern St.	86 44
												191	A	Kansas	58 40
												191	H	Kansas	81 49
												205	N	Cincinnati	72 34
												230	H	Grambling	96 42
												244	H	Rice	89 38
LAST 12 Division I GAMES:															
191	H	Kansas	81 49	36	H	West Virginia	69 64								
49	H	Kansas St.	87 52	93	H	TCU	72 55								
36	A	West Virginia	71 61	191	A	Kansas	58 40								
130	H	Texas Tech	69 43	30	H	Oklahoma	78 68								
92	A	Iowa St.	77 61	16	A	Oklahoma St.	45 52								
8	A	Texas	80 67	53	N	James Madison	77 63								

Non-Div I Games:

Baylor

Belmont

Through Games Of Feb. 8, 2016

Average RPI Win:	262	WON-LOST	WINNING	LAST 10	STRENGTH OF	OPP. STRENGTH	TEAM	ADJ.	CONF.	ADJ CONF.
Average RPI Loss:	86	RECORD	PCT. RANK	GAMES	SCHEDULE	OF SCHEDULE	RPI	RPI	RPI	RPI
DIV. I ONLY	14- 7	88	8- 2	253	210	110	110	24	24	
DIV. I NON-CONF.	6- 5	146	0- 2	123	127	91	91	23	23	
TOTALS	RPI 1-25	RPI 26-50	W-L RECORDS	RPI 51-100	RPI 101-150	RPI 150+				
14- 7	0- 2	0- 0	OVERALL	0- 2	1- 1	13- 2				
9- 0	0- 0	0- 0	HOME	0- 0	0- 0	9- 0				
5- 7	0- 2	0- 0	AWAY	0- 2	1- 1	4- 2				
0- 0	0- 0	0- 0	NEUTRAL	0- 0	0- 0	0- 0				
6- 5	0- 2	0- 0	NON-CONFERENCE	0- 2	1- 1	5- 0				
3- 0	0- 0	0- 0	HOME	0- 0	0- 0	3- 0				
3- 5	0- 2	0- 0	AWAY	0- 2	1- 1	2- 0				
0- 0	0- 0	0- 0	NEUTRAL	0- 0	0- 0	0- 0				
8- 2	0- 0	0- 0	CONFERENCE	0- 0	0- 0	8- 2				
6- 0	0- 0	0- 0	HOME	0- 0	0- 0	6- 0				
2- 2	0- 0	0- 0	AWAY	0- 0	0- 0	2- 2				
0- 0	0- 0	0- 0	NEUTRAL	0- 0	0- 0	0- 0				

RPI 1-25					RPI 26-50					RPI 51-100					RPI 101+					Team's RPI: 110	
RPI	S	Opponent	Score		RPI	S	Opponent	Score		RPI	S	Opponent	Score		RPI	S	Opponent	Score			
5	A	Ohio St.	56	84						56	A	Chattanooga	53	62	114	A	IUPUI	59	62		
20	A	Green Bay	62	66						57	A	Western Ky.	65	80							
LAST 12 Division I GAMES:																					
208	H	Eastern Ky.	72	61	292	H	Murray St.	87	61												
296	H	Morehead St.	99	71	338	H	Eastern Ill.	89	61												
284	A	Tennessee Tech	80	79	151	A	SIUE	60	73												
242	H	Tennessee St.	80	65	199	A	Southeast Mo. St.	74	81												
275	A	Jacksonville St.	44	32	57	A	Western Ky.	65	80												
266	H	Austin Peay	88	82	20	A	Green Bay	62	66												

Non-Div I Games: Young Harris 80 31 Trevecca Nazarene 86 59

Belmont

Loss, Non-Conf, S Site, H Home A Away N Neutral

Average RPI Win:	295	WON-LOST	WINNING	LAST 10	STRENGTH OF	OPP. STRENGTH	TEAM	ADJ.	CONF.	ADJ CONF.
Average RPI Loss:	186	RECORD	PCT. RANK	GAMES	SCHEDULE	OF SCHEDULE	RPI	RPI	RPI	RPI
DIV. I ONLY	12- 9	128	8- 2	334	316	248	248	30	30	
DIV. I NON-CONF.	4- 7	222	2- 1	271	304	260	260	30	30	
TOTALS	RPI 1-25	RPI 26-50	W-L RECORDS	RPI 51-100	RPI 101-150	RPI 150+				
12- 9	0- 0	0- 1	OVERALL	0- 0	0- 1	12- 7				
6- 3	0- 0	0- 0	HOME	0- 0	0- 1	6- 2				
4- 4	0- 0	0- 0	AWAY	0- 0	0- 0	4- 0				
2- 2	0- 0	0- 0	NEUTRAL	0- 0	0- 0	2- 2				
4- 7	0- 0	0- 1	NON-CONFERENCE	0- 0	0- 1	4- 5				
0- 3	0- 0	0- 0	HOME	0- 0	0- 1	0- 2				
2- 2	0- 0	0- 1	AWAY	0- 0	0- 0	2- 1				
2- 2	0- 0	0- 0	NEUTRAL	0- 0	0- 0	2- 2				
8- 2	0- 0	0- 0	CONFERENCE	0- 0	0- 0	8- 2				
6- 0	0- 0	0- 0	HOME	0- 0	0- 0	6- 0				
2- 2	0- 0	0- 0	AWAY	0- 0	0- 0	2- 2				
0- 0	0- 0	0- 0	NEUTRAL	0- 0	0- 0	0- 0				

RPI 1-25				RPI 26-50				RPI 51-100				RPI 101+ Team's RPI: 248			
RPI	S	Opponent	Score	RPI	S	Opponent	Score	RPI	S	Opponent	Score	RPI	S	Opponent	Score
				38	A	Miami (FL)	47 55					146	H	Brown	61 68
												162	A	Fla. Atlantic	60 82
												167	A	Hampton	45 60
												168	H	Jacksonville	53 63
												179	H	Stetson	38 62
												215	H	Morgan St.	63 48
												227	N	Western Ill.	59 75
												253	H	Coppin St.	69 56
												263	N	Georgia St.	61 68
												270	N	Ga. Southern	65 49
												293	H	Savannah St.	50 44
												295	H	Florida A&M	67 60
												297	A	North Florida	53 49
												298	A	Western Caro.	66 59
												304	H	Delaware St.	66 35
												313	H	South Carolina St.	65 50
												320	A	UMES	71 76
												325	N	LIU Brooklyn	68 55
												327	A	Howard	81 77
												346	A	Norfolk St.	53 45
LAST 12 Division I GAMES:															
				304	H	Delaware St.	66 35					253	H	Coppin St.	69 56
				293	H	Savannah St.	50 44					346	A	Norfolk St.	53 45
				295	H	Florida A&M	67 60					167	A	Hampton	45 60
				327	A	Howard	81 77					325	N	LIU Brooklyn	68 55
				320	A	UMES	71 76					162	A	Fla. Atlantic	60 82
				215	H	Morgan St.	63 48					270	N	Ga. Southern	65 49

Non-Div I Games: Warner 100 28 Edward Waters 67 48

Bethune-Cookman

Loss, Non-Conf, S Site, H Home A Away N Neutral



Binghamton

Through Games Of Feb. 8, 2016

Average RPI Win:	264	WON-LOST	WINNING	LAST 10	STRENGTH OF	OPP. STRENGTH	TEAM	ADJ.	CONF.	ADJ CONF.
Average RPI Loss:	148	RECORD	PCT. RANK	GAMES	SCHEDULE	OF SCHEDULE	RPI	RPI	RPI	RPI
DIV. I ONLY	7- 14	258	5- 5	145	275	212	212	15	15	
DIV. I NON-CONF.	2- 8	290	0- 0	205	323	293	293	18	18	
TOTALS	RPI 1-25	RPI 26-50	W-L RECORDS	RPI 51-100	RPI 101-150	RPI 150+				
7- 14	0- 0	0- 0	OVERALL	0- 4	1- 4	6- 6				
4- 2	0- 0	0- 0	HOME	0- 2	1- 0	3- 0				
3- 12	0- 0	0- 0	AWAY	0- 2	0- 4	3- 6				
0- 0	0- 0	0- 0	NEUTRAL	0- 0	0- 0	0- 0				
2- 8	0- 0	0- 0	NON-CONFERENCE	0- 1	0- 3	2- 4				
2- 0	0- 0	0- 0	HOME	0- 0	0- 0	2- 0				
0- 8	0- 0	0- 0	AWAY	0- 1	0- 3	0- 4				
0- 0	0- 0	0- 0	NEUTRAL	0- 0	0- 0	0- 0				
5- 6	0- 0	0- 0	CONFERENCE	0- 3	1- 1	4- 2				
2- 2	0- 0	0- 0	HOME	0- 2	1- 0	1- 0				
3- 4	0- 0	0- 0	AWAY	0- 1	0- 1	3- 2				
0- 0	0- 0	0- 0	NEUTRAL	0- 0	0- 0	0- 0				

RPI S	Opponent	Score	RPI S	Opponent	Score	RPI S	Opponent	Score	RPI S	Opponent	Score	Team's RPI: 212
						51	A Albany (NY)	58 64	102	A Bucknell	46 76	
						51	H Albany (NY)	47 59	112	A Stony Brook	58 64	
						76	A Michigan	62 90	112	H Stony Brook	54 47	
						88	H Maine	38 52	135	A Xavier	55 64	
									146	A Brown	65 67	
									163	A Cornell	57 64	
									186	A UMBC	51 62	
									214	A Canisius	50 80	
									221	A Hartford	53 47	
									229	A Columbia	64 71	
									260	A Sacred Heart	60 69	
									265	A New Hampshire	49 64	
									265	H New Hampshire	51 50	
									287	A Vermont	57 53	
									308	H Colgate	63 56	
									316	A UMass Lowell	75 70	
									341	H NJIT	54 50	
LAST 12 Division I GAMES:												
			51	A Albany (NY)	58 64	287	A Vermont	57 53				
			265	A New Hampshire	49 64	51	H Albany (NY)	47 59				
			112	H Stony Brook	54 47	221	A Hartford	53 47				
			88	H Maine	38 52	265	H New Hampshire	51 50				
			186	A UMBC	51 62	112	A Stony Brook	58 64				
			316	A UMass Lowell	75 70	163	A Cornell	57 64				

Non-Div I Games: Cedar Crest 74 18 Misericordia 73 44 Nyack 65 33

Binghamton

Loss, Non-Conf, S Site, H Home A Away N Neutral

Average RPI Win:	232	WON-LOST	WINNING	LAST 10	STRENGTH OF	OPP. STRENGTH	TEAM	ADJ.	CONF.	ADJ CONF.
Average RPI Loss:	121	RECORD	PCT. RANK	GAMES	SCHEDULE	OF SCHEDULE	RPI	RPI	RPI	RPI
DIV. I ONLY	14- 6	69	9- 1	248	193	129	129	19	19	
DIV. I NON-CONF.	5- 4	138	1- 0	247	154	191	191	20	20	
TOTALS	RPI 1-25	RPI 26-50	W-L RECORDS	RPI 51-100	RPI 101-150	RPI 150+				
14- 6	0- 0	0- 0	OVERALL	0- 3	0- 1	14- 2				
6- 3	0- 0	0- 0	HOME	0- 1	0- 0	6- 2				
7- 2	0- 0	0- 0	AWAY	0- 1	0- 1	7- 0				
1- 1	0- 0	0- 0	NEUTRAL	0- 1	0- 0	1- 0				
5- 4	0- 0	0- 0	NON-CONFERENCE	0- 2	0- 0	5- 2				
1- 3	0- 0	0- 0	HOME	0- 1	0- 0	1- 2				
3- 0	0- 0	0- 0	AWAY	0- 0	0- 0	3- 0				
1- 1	0- 0	0- 0	NEUTRAL	0- 1	0- 0	1- 0				
9- 2	0- 0	0- 0	CONFERENCE	0- 1	0- 1	9- 0				
5- 0	0- 0	0- 0	HOME	0- 0	0- 0	5- 0				
4- 2	0- 0	0- 0	AWAY	0- 1	0- 1	4- 0				
0- 0	0- 0	0- 0	NEUTRAL	0- 0	0- 0	0- 0				

RPI 1-25			RPI 26-50			RPI 51-100			RPI 101+ Team's RPI: 129		
RPI	S	Opponent	Score	RPI	S	Opponent	Score	RPI	S	Opponent	Score
						55 N Auburn	53 55	122 A Fresno St.		57 62	
						62 A Colorado St.	64 68	174 H Col. of Charleston		61 38	
						67 H Washington St.	52 57	179 N Stetson		71 65	
								180 H UNLV		75 56	
								183 A Eastern Wash.		84 79	
								189 A New Mexico		81 60	
								200 H Idaho St.		77 80	
								209 A San Jose St.		78 75	
								217 H Utah Valley		70 72	
								218 A Utah St.		63 58	
								218 H Utah St.		84 78	
								249 A Seattle		84 66	
								252 H Wyoming		58 49	
								261 A San Diego St.		75 45	
								281 A Portland		89 49	
								312 H Nevada		66 58	
								343 H Air Force		61 48	
LAST 12 Division I GAMES:											
343	H	Air Force	61 48	261	A	San Diego St.	75 45				
218	A	Utah St.	63 58	312	H	Nevada	66 58				
189	A	New Mexico	81 60	122	A	Fresno St.	57 62				
180	H	UNLV	75 56	218	H	Utah St.	84 78				
252	H	Wyoming	58 49	62	A	Colorado St.	64 68				
209	A	San Jose St.	78 75	183	A	Eastern Wash.	84 79				

Non-Div I Games: Concordia Portland 84 77 Cal St. L.A. 58 44

Boise St.

■ Loss, 
 ■ Non-Conf, 
 ■ S Site, 
 ■ H Home 
 ■ A Away 
 N Neutral

Average RPI Win:	<b>195</b>	WON-LOST	WINNING	LAST 10	STRENGTH OF	OPP. STRENGTH	TEAM	ADJ.	CONF.	ADJ CONF.
Average RPI Loss:	<b>55</b>	RECORD	PCT. RANK	GAMES	SCHEDULE	OF SCHEDULE	RPI	RPI	RPI	RPI
DIV. I ONLY	<b>13- 10</b>	<b>139</b>	<b>2- 8</b>	<b>85</b>	<b>64</b>	<b>100</b>	<b>100</b>	<b>5</b>	<b>5</b>	
DIV. I NON-CONF.	<b>12- 1</b>	<b>9</b>	<b>2- 0</b>	<b>257</b>	<b>145</b>	<b>62</b>	<b>62</b>	<b>5</b>	<b>5</b>	
TOTALS	RPI 1-25	RPI 26-50	W-L RECORDS	RPI 51-100	RPI 101-150	RPI 150+				
13- 10	0- 2	1- 4	OVERALL	2- 2	2- 2	8- 0				
8- 4	0- 1	0- 1	HOME	1- 0	2- 2	5- 0				
4- 5	0- 1	1- 2	AWAY	0- 2	0- 0	3- 0				
1- 1	0- 0	0- 1	NEUTRAL	1- 0	0- 0	0- 0				
12- 1	0- 0	1- 1	NON-CONFERENCE	2- 0	1- 0	8- 0				
7- 0	0- 0	0- 0	HOME	1- 0	1- 0	5- 0				
4- 0	0- 0	1- 0	AWAY	0- 0	0- 0	3- 0				
1- 1	0- 0	0- 1	NEUTRAL	1- 0	0- 0	0- 0				
1- 9	0- 2	0- 3	CONFERENCE	0- 2	1- 2	0- 0				
1- 4	0- 1	0- 1	HOME	0- 0	1- 2	0- 0				
0- 5	0- 1	0- 2	AWAY	0- 2	0- 0	0- 0				
0- 0	0- 0	0- 0	NEUTRAL	0- 0	0- 0	0- 0				

RPI 1-25				RPI 26-50				RPI 51-100 Team's RPI: 100				RPI 101+			
RPI	S	Opponent	Score	RPI	S	Opponent	Score	RPI	S	Opponent	Score	RPI	S	Opponent	Score
1	H	Notre Dame	50 <b>63</b>	27	A	Syracuse	61 <b>62</b>	68	N	Utah	76 51	106	H	North Carolina	78 <b>86</b>
14	A	Florida St.	42 <b>75</b>	30	N	Oklahoma	61 <b>76</b>	75	A	Georgia Tech	56 <b>62</b>	108	H	Yale	73 60
				38	H	Miami (FL)	62 <b>67</b>	88	H	Maine	55 48	128	H	Wake Forest	59 <b>65</b>
				39	A	Duke	51 <b>71</b>	94	A	Virginia Tech	33 <b>58</b>	145	H	Pittsburgh	54 43
				47	A	Purdue	58 56					195	A	Northeastern	71 45
												211	H	Bryant	74 59
												221	H	Hartford	62 28
												250	A	Providence	67 41
												265	H	New Hampshire	71 51
												271	H	Holy Cross	60 51
												316	H	UMass Lowell	66 55
												348	A	Boston U.	58 37
LAST 12 Division I GAMES:															
106	H	North Carolina	78 <b>86</b>	39	A	Duke	51 <b>71</b>								
38	H	Miami (FL)	62 <b>67</b>	1	H	Notre Dame	50 <b>63</b>								
75	A	Georgia Tech	56 <b>62</b>	108	H	Yale	73 60								
27	A	Syracuse	61 <b>62</b>	14	A	Florida St.	42 <b>75</b>								
128	H	Wake Forest	59 <b>65</b>	94	A	Virginia Tech	33 <b>58</b>								
145	H	Pittsburgh	54 43	211	H	Bryant	74 59								

Non-Div I Games:

Boston College

■ Loss, 
 ■ Non-Conf, 
 S Site, 
 ■ Home 
 ■ Away 
 N Neutral

Average RPI Win:	258	WON-LOST	WINNING	LAST 10	STRENGTH OF	OPP. STRENGTH	TEAM	ADJ.	CONF.	ADJ CONF.
Average RPI Loss:	225	RECORD	PCT. RANK	GAMES	SCHEDULE	OF SCHEDULE	RPI	RPI	RPI	RPI
DIV. I ONLY	2- 20	342	2- 8	326	281	348	348	29	29	
DIV. I NON-CONF.	0- 11	338	0- 1	321	206	349	349	29	29	
TOTALS	RPI 1-25	RPI 26-50	W-L RECORDS	RPI 51-100	RPI 101-150	RPI 150+				
2- 20	0- 0	0- 0	OVERALL	0- 2	0- 2	2- 16				
2- 10	0- 0	0- 0	HOME	0- 2	0- 0	2- 8				
0- 10	0- 0	0- 0	AWAY	0- 0	0- 0	0- 3				
0- 0	0- 0	0- 0	NEUTRAL	0- 0	0- 0	0- 0				
0- 11	0- 0	0- 0	NON-CONFERENCE	0- 2	0- 1	0- 8				
0- 6	0- 0	0- 0	HOME	0- 2	0- 0	0- 4				
0- 5	0- 0	0- 0	AWAY	0- 0	0- 1	0- 4				
0- 0	0- 0	0- 0	NEUTRAL	0- 0	0- 0	0- 0				
2- 9	0- 0	0- 0	CONFERENCE	0- 0	0- 1	2- 8				
2- 4	0- 0	0- 0	HOME	0- 0	0- 0	2- 4				
0- 5	0- 0	0- 0	AWAY	0- 0	0- 1	0- 4				
0- 0	0- 0	0- 0	NEUTRAL	0- 0	0- 0	0- 0				

RPI 1-25				RPI 26-50				RPI 51-100				RPI 101+				Team's RPI: 348	
RPI	S	Opponent	Score	RPI	S	Opponent	Score	RPI	S	Opponent	Score	RPI	S	Opponent	Score		
								51	H	Albany (NY)	43	83	102	A	Bucknell	56	74
								100	H	Boston College	37	58	142	A	Harvard	55	73
													185	H	Marist	54	73
													195	H	Northeastern	44	77
													196	H	Rhode Island	41	57
													202	A	Lehigh	48	72
													202	H	Lehigh	66	73
													239	A	Massachusetts	56	73
													254	H	American	63	59
													255	A	Loyola Maryland	54	63
													262	A	Navy	56	67
													262	H	Navy	51	49
													265	A	New Hampshire	52	69
													269	A	Dartmouth	52	72
													271	H	Holy Cross	41	60
													287	H	Vermont	45	60
													308	H	Colgate	63	72
													316	A	UMass Lowell	57	70
													326	A	Lafayette	56	71
													326	H	Lafayette	64	71
LAST 12 Division I GAMES:																	
326	H	Lafayette	64	71	254	H	American	63	59								
262	H	Navy	51	49	326	A	Lafayette	56	71								
202	A	Lehigh	48	72	262	A	Navy	56	67								
102	A	Bucknell	56	74	202	H	Lehigh	66	73								
308	H	Colgate	63	72	271	H	Holy Cross	41	60								
255	A	Loyola Maryland	54	63	287	H	Vermont	45	60								

Non-Div I Games:

Boston U.

## Bowling Green

Through Games Of Feb. 8, 2016

Average RPI Win:	258	WON-LOST	WINNING	LAST 10	STRENGTH OF	OPP. STRENGTH	TEAM	ADJ.	CONF.	ADJ CONF.
Average RPI Loss:	121	RECORD	PCT. RANK	GAMES	SCHEDULE	OF SCHEDULE	RPI	RPI	RPI	RPI
DIV. I ONLY	8- 11	214	4- 6	221	160	231	231	11	11	
DIV. I NON-CONF.	4- 5	193	0- 2	326	208	283	283	13	13	
TOTALS	RPI 1-25	RPI 26-50	W-L RECORDS	RPI 51-100	RPI 101-150	RPI 150+				
8- 11	0- 0	0- 1	OVERALL	0- 4	1- 3	7- 3				
5- 4	0- 0	0- 1	HOME	0- 2	1- 1	4- 0				
2- 6	0- 0	0- 0	AWAY	0- 2	0- 2	2- 2				
1- 1	0- 0	0- 0	NEUTRAL	0- 0	0- 0	1- 1				
4- 5	0- 0	0- 0	NON-CONFERENCE	0- 2	0- 0	4- 3				
3- 1	0- 0	0- 0	HOME	0- 1	0- 0	3- 0				
0- 3	0- 0	0- 0	AWAY	0- 1	0- 0	0- 2				
1- 1	0- 0	0- 0	NEUTRAL	0- 0	0- 0	1- 1				
4- 6	0- 0	0- 1	CONFERENCE	0- 2	1- 3	3- 0				
2- 3	0- 0	0- 1	HOME	0- 1	1- 1	1- 0				
2- 3	0- 0	0- 0	AWAY	0- 1	0- 2	2- 0				
0- 0	0- 0	0- 0	NEUTRAL	0- 0	0- 0	0- 0				

RPI S	Opponent	Score	RPI S	Opponent	Score	RPI S	Opponent	Score	RPI S	Opponent	Score	Team's RPI: 231
			31	H Ohio	57 72	54	H Ball St.	56 67	107	H Akron	55 71	
						59	H South Dakota St.	45 58	109	A Toledo	61 75	
						82	A Central Mich.	75 76	111	H Eastern Mich.	67 63	
						94	A Virginia	39 68	123	A Western Mich.	45 74	
									165	N Davidson	56 60	
									168	N Jacksonville	72 69	
									205	A Cincinnati	51 54	
									251	A Miami (OH)	64 58	
									256	A Northern Ill.	58 43	
									301	A Cleveland St.	48 69	
									314	H Bradley	66 53	
									315	H Illinois St.	70 52	
									319	H Evansville	74 56	
									332	H Kent St.	71 49	
LAST 12 Division I GAMES:												
			82	A Central Mich.	75 76	107	H Akron	55 71				
			109	A Toledo	61 75	31	H Ohio	57 72				
			111	H Eastern Mich.	67 63	123	A Western Mich.	45 74				
			332	H Kent St.	71 49	251	A Miami (OH)	64 58				
			256	A Northern Ill.	58 43	59	H South Dakota St.	45 58				
			54	H Ball St.	56 67	94	A Virginia	39 68				

Non-Div I Games:

Bowling Green

■ Loss, 
 ■ Non-Conf, 
 ■ S Site, 
 ■ H Home 
 ■ A Away 
 N Neutral

Average RPI Win: <b>288</b>	WON-LOST	WINNING	LAST 10	STRENGTH OF	OPP. STRENGTH	TEAM	ADJ.	CONF.	ADJ CONF.
Average RPI Loss: <b>164</b>	RECORD	PCT. RANK	GAMES	SCHEDULE	OF SCHEDULE	RPI	RPI	RPI	RPI
DIV. I ONLY	5- 16	292	2- 8	283	195	314	314	21	21
DIV. I NON-CONF.	3- 7	248	0- 1	241	216	256	256	17	17
TOTALS	RPI 1-25	RPI 26-50	W-L RECORDS	RPI 51-100	RPI 101-150	RPI 150+			
5- 16	0- 0	0- 2	OVERALL	0- 3	0- 4	5- 7			
3- 8	0- 0	0- 1	HOME	0- 2	0- 3	3- 2			
2- 8	0- 0	0- 1	AWAY	0- 1	0- 1	2- 5			
0- 0	0- 0	0- 0	NEUTRAL	0- 0	0- 0	0- 0			
3- 7	0- 0	0- 2	NON-CONFERENCE	0- 1	0- 1	3- 3			
1- 3	0- 0	0- 1	HOME	0- 0	0- 1	1- 1			
2- 4	0- 0	0- 1	AWAY	0- 1	0- 0	2- 2			
0- 0	0- 0	0- 0	NEUTRAL	0- 0	0- 0	0- 0			
2- 9	0- 0	0- 0	CONFERENCE	0- 2	0- 3	2- 4			
2- 5	0- 0	0- 0	HOME	0- 2	0- 2	2- 1			
0- 4	0- 0	0- 0	AWAY	0- 0	0- 1	0- 3			
0- 0	0- 0	0- 0	NEUTRAL	0- 0	0- 0	0- 0			

RPI S	Opponent	Score	RPI S	Opponent	Score	RPI S	Opponent	Score	RPI S	Opponent	Score	Team's RPI: 314
30	H Oklahoma	46 79	78	A Saint Louis	58 75	123	H Western Mich.	59 72				
50	A Iowa	53 60	87	H Missouri St.	44 55	132	H UNI	47 55				
			98	H Drake	64 76	139	A Southern Ill.	49 75				
						139	H Southern Ill.	51 65				
						154	H Loyola Chicago	54 67				
						161	A Detroit	75 67				
						220	H Ill.-Chicago	56 66				
						231	A Bowling Green	53 66				
						247	A Indiana St.	37 59				
						256	A Northern Ill.	64 68				
						291	H Wichita St.	50 44				
						315	A Illinois St.	49 54				
						319	A Evansville	46 62				
						319	H Evansville	66 52				
						332	H Kent St.	68 60				
						339	A Chicago St.	66 60				
LAST 12 Division I GAMES:												
139	H Southern Ill.	51 65	291	H Wichita St.	50 44							
319	H Evansville	66 52	87	H Missouri St.	44 55							
132	H UNI	47 55	319	A Evansville	46 62							
98	H Drake	64 76	139	A Southern Ill.	49 75							
247	A Indiana St.	37 59	154	H Loyola Chicago	54 67							
315	A Illinois St.	49 54	78	A Saint Louis	58 75							

Non-Div I Games: Eureka 87 47

Bradley

Average RPI Win:	257	WON-LOST	WINNING	LAST 10	STRENGTH OF	OPP. STRENGTH	TEAM	ADJ.	CONF.	ADJ CONF.
Average RPI Loss:	146	RECORD	PCT. RANK	GAMES	SCHEDULE	OF SCHEDULE	RPI	RPI	RPI	RPI
DIV. I ONLY	11- 7	110	3- 6	285	234	146	146	10	10	
DIV. I NON-CONF.	10- 2	33	4- 1	336	328	147	147	11	11	
TOTALS	RPI 1-25	RPI 26-50	W-L RECORDS	RPI 51-100	RPI 101-150	RPI 150+				
11- 7	0- 0	0- 2	OVERALL	0- 0	0- 2	11- 3				
5- 1	0- 0	0- 0	HOME	0- 0	0- 1	5- 0				
6- 6	0- 0	0- 2	AWAY	0- 0	0- 1	6- 3				
0- 0	0- 0	0- 0	NEUTRAL	0- 0	0- 0	0- 0				
10- 2	0- 0	0- 0	NON-CONFERENCE	0- 0	0- 0	10- 2				
5- 0	0- 0	0- 0	HOME	0- 0	0- 0	5- 0				
5- 2	0- 0	0- 0	AWAY	0- 0	0- 0	5- 2				
0- 0	0- 0	0- 0	NEUTRAL	0- 0	0- 0	0- 0				
1- 5	0- 0	0- 2	CONFERENCE	0- 0	0- 2	1- 1				
0- 1	0- 0	0- 0	HOME	0- 0	0- 1	0- 0				
1- 4	0- 0	0- 2	AWAY	0- 0	0- 1	1- 1				
0- 0	0- 0	0- 0	NEUTRAL	0- 0	0- 0	0- 0				

RPI 1-25			RPI 26-50			RPI 51-100			RPI 101+			Team's RPI: 146
RPI	S	Opponent	Score	RPI	S	Opponent	Score	RPI	S	Opponent	Score	
				44	A	Penn	49 66					
				46	A	Princeton	53 72					
								108	A	Yale	54 81	
								108	H	Yale	39 48	
								163	A	Cornell	70 85	
								196	H	Rhode Island	67 63	
								211	A	Bryant	84 67	
								212	H	Binghamton	67 65	
								215	H	Morgan St.	72 45	
								224	A	Manhattan	56 80	
								229	A	Columbia	73 63	
								248	A	Bethune-Cookman	68 61	
								250	H	Providence	57 47	
								287	H	Vermont	71 54	
								311	A	Fairleigh Dickinson	63 48	
								330	A	Saint Peter's	67 79	
								332	A	Kent St.	62 57	
								341	A	NJIT	74 49	
LAST 12 Division I GAMES:												
				229	A	Columbia	73 63					
				163	A	Cornell	70 85					
				44	A	Penn	49 66					
				46	A	Princeton	53 72					
				108	H	Yale	39 48					
				108	A	Yale	54 81					
				341	A	NJIT	74 49					
				330	A	Saint Peter's	67 79					
				311	A	Fairleigh Dickinson	63 48					
				332	A	Kent St.	62 57					
				211	A	Bryant	84 67					
				212	H	Binghamton	67 65					

Non-Div I Games: Mount Ida 114 28 Rhode Island Col. 90 35

Brown

Loss, Non-Conf, S Site, H Home A Away N Neutral

Average RPI Win:	292	WON-LOST	WINNING	LAST 10	STRENGTH OF	OPP. STRENGTH	TEAM	ADJ.	CONF.	ADJ CONF.
Average RPI Loss:	175	RECORD	PCT. RANK	GAMES	SCHEDULE	OF SCHEDULE	RPI	RPI	RPI	RPI
DIV. I ONLY	13- 10	139	8- 2	319	328	211	211	31	31	
DIV. I NON-CONF.	3- 8	258	0- 0	278	228	302	302	32	32	
TOTALS	RPI 1-25	RPI 26-50	W-L RECORDS	RPI 51-100	RPI 101-150	RPI 150+				
13- 10	0- 0	0- 1	OVERALL	0- 2	0- 1	13- 6				
6- 3	0- 0	0- 0	HOME	0- 0	0- 1	6- 2				
7- 7	0- 0	0- 1	AWAY	0- 2	0- 0	7- 4				
0- 0	0- 0	0- 0	NEUTRAL	0- 0	0- 0	0- 0				
3- 8	0- 0	0- 1	NON-CONFERENCE	0- 2	0- 1	3- 4				
2- 3	0- 0	0- 0	HOME	0- 0	0- 1	2- 2				
1- 5	0- 0	0- 1	AWAY	0- 2	0- 0	1- 2				
0- 0	0- 0	0- 0	NEUTRAL	0- 0	0- 0	0- 0				
10- 2	0- 0	0- 0	CONFERENCE	0- 0	0- 0	10- 2				
4- 0	0- 0	0- 0	HOME	0- 0	0- 0	4- 0				
6- 2	0- 0	0- 0	AWAY	0- 0	0- 0	6- 2				
0- 0	0- 0	0- 0	NEUTRAL	0- 0	0- 0	0- 0				

RPI S	Opponent	Score	RPI S	Opponent	Score	RPI S	Opponent	Score	RPI S	Opponent	Score	Team's RPI: 211
29	A Seton Hall	57 93	88	A Maine	38 76	146	H Brown	67 84	163	H Cornell	62 70	
			100	A Boston College	59 74	184	A Robert Morris	53 55	184	H Robert Morris	71 65	
						239	H Massachusetts	69 86	250	A Providence	78 88	
						260	A Sacred Heart	61 59	265	H New Hampshire	55 42	
						271	A Holy Cross	64 65	276	A Central Conn. St.	65 53	
						276	H Central Conn. St.	70 56	277	A Saint Francis (PA)	72 85	
						277	H Saint Francis (PA)	84 72	287	H Vermont	68 52	
						311	A Fairleigh Dickinson	70 41	316	A UMass Lowell	83 64	
						325	H LIU Brooklyn	63 55	337	A Mt. St. Mary's	70 59	
						342	A Wagner	82 71	344	A St. Francis Brooklyn	70 42	
LAST 12 Division I GAMES:												
277	A Saint Francis (PA)	72 85	344	A St. Francis Brooklyn	70 42							
184	A Robert Morris	53 55	325	H LIU Brooklyn	63 55							
276	A Central Conn. St.	65 53	337	A Mt. St. Mary's	70 59							
260	A Sacred Heart	61 59	342	A Wagner	82 71							
277	H Saint Francis (PA)	84 72	311	A Fairleigh Dickinson	70 41							
184	H Robert Morris	71 65	276	H Central Conn. St.	70 56							

Non-Div I Games:

Bryant

■ Loss, 
 ■ Non-Conf, 
 ■ S Site, 
 ■ H Home 
 ■ A Away 
 N Neutral



Average RPI Win:	255	WON-LOST	WINNING	LAST 10	STRENGTH OF	OPP. STRENGTH	TEAM	ADJ.	CONF.	ADJ CONF.
Average RPI Loss:	135	RECORD	PCT. RANK	GAMES	SCHEDULE	OF SCHEDULE	RPI	RPI	RPI	RPI
DIV. I ONLY	16- 6	59	9- 1	208	298	102	102	29	29	
DIV. I NON-CONF.	6- 5	146	0- 1	233	291	170	170	29	29	
TOTALS	RPI 1-25	RPI 26-50	W-L RECORDS	RPI 51-100	RPI 101-150	RPI 150+				
16- 6	0- 1	0- 0	OVERALL	1- 1	0- 1	15- 3				
10- 1	0- 0	0- 0	HOME	1- 0	0- 1	9- 0				
6- 5	0- 1	0- 0	AWAY	0- 1	0- 0	6- 3				
0- 0	0- 0	0- 0	NEUTRAL	0- 0	0- 0	0- 0				
6- 5	0- 1	0- 0	NON-CONFERENCE	0- 0	0- 1	6- 3				
4- 1	0- 0	0- 0	HOME	0- 0	0- 1	4- 0				
2- 4	0- 1	0- 0	AWAY	0- 0	0- 0	2- 3				
0- 0	0- 0	0- 0	NEUTRAL	0- 0	0- 0	0- 0				
10- 1	0- 0	0- 0	CONFERENCE	1- 1	0- 0	9- 0				
6- 0	0- 0	0- 0	HOME	1- 0	0- 0	5- 0				
4- 1	0- 0	0- 0	AWAY	0- 1	0- 0	4- 0				
0- 0	0- 0	0- 0	NEUTRAL	0- 0	0- 0	0- 0				

RPI 1-25				RPI 26-50				RPI 51-100				RPI 101+				Team's RPI: 102	
RPI	S	Opponent	Score	RPI	S	Opponent	Score	RPI	S	Opponent	Score	RPI	S	Opponent	Score		
1	A	Notre Dame	54 85					69	A	Army West Point	63 68	124	H	Youngstown St.	47 55		
								69	H	Army West Point	79 69	186	A	UMBC	52 65		
												194	H	Delaware	80 51		
												202	H	Lehigh	80 77		
												212	H	Binghamton	76 46		
												214	A	Canisius	56 61		
												215	A	Morgan St.	50 64		
												224	A	Manhattan	61 56		
												254	A	American	66 60		
												254	H	American	60 54		
												255	H	Loyola Maryland	71 64		
												262	A	Navy	51 41		
												271	A	Holy Cross	58 51		
												271	H	Holy Cross	74 64		
												301	A	Cleveland St.	59 57		
												308	A	Colgate	71 51		
												311	H	Fairleigh Dickinson	72 62		
												337	H	Mt. St. Mary's	71 45		
												348	H	Boston U.	74 56		
LAST 12 Division I GAMES:																	
				271	H	Holy Cross	74 64					202	H	Lehigh	80 77		
				254	H	American	60 54					271	A	Holy Cross	58 51		
				69	A	Army West Point	63 68					254	A	American	66 60		
				348	H	Boston U.	74 56					69	H	Army West Point	79 69		
				255	H	Loyola Maryland	71 64					262	A	Navy	51 41		
				308	A	Colgate	71 51					215	A	Morgan St.	50 64		

Non-Div I Games:

Bucknell

■ Loss, 
■ Non-Conf, S Site, 
■ Home 
■ Away 
N Neutral

## Buffalo

Through Games Of Feb. 8, 2016

Average RPI Win:	221	WON-LOST	WINNING	LAST 10	STRENGTH OF	OPP. STRENGTH	TEAM	ADJ.	CONF.	ADJ CONF.
Average RPI Loss:	109	RECORD	PCT. RANK	GAMES	SCHEDULE	OF SCHEDULE	RPI	RPI	RPI	RPI
DIV. I ONLY	11- 10	158	3- 7	131	173	133	133	11	11	
DIV. I NON-CONF.	8- 3	77	2- 0	201	239	95	95	13	13	
TOTALS	RPI 1-25	RPI 26-50	W-L RECORDS	RPI 51-100	RPI 101-150	RPI 150+				
11- 10	0- 1	1- 1	OVERALL	1- 3	0- 3	9- 2				
5- 4	0- 1	1- 0	HOME	1- 1	0- 2	3- 0				
5- 6	0- 0	0- 1	AWAY	0- 2	0- 1	5- 2				
1- 0	0- 0	0- 0	NEUTRAL	0- 0	0- 0	1- 0				
8- 3	0- 1	0- 1	NON-CONFERENCE	0- 1	0- 0	8- 0				
3- 1	0- 1	0- 0	HOME	0- 0	0- 0	3- 0				
4- 2	0- 0	0- 1	AWAY	0- 1	0- 0	4- 0				
1- 0	0- 0	0- 0	NEUTRAL	0- 0	0- 0	1- 0				
3- 7	0- 0	1- 0	CONFERENCE	1- 2	0- 3	1- 2				
2- 3	0- 0	1- 0	HOME	1- 1	0- 2	0- 0				
1- 4	0- 0	0- 0	AWAY	0- 1	0- 1	1- 2				
0- 0	0- 0	0- 0	NEUTRAL	0- 0	0- 0	0- 0				

RPI 1-25				RPI 26-50				RPI 51-100				RPI 101+ Team's RPI: 133			
RPI	S	Opponent	Score	RPI	S	Opponent	Score	RPI	S	Opponent	Score	RPI	S	Opponent	Score
24	H	Duquesne	62 79	31	H	Ohio	51 43	54	A	Ball St.	63 68	107	H	Akron	61 69
				34	A	St. Bonaventure	32 59	54	H	Ball St.	57 59	111	A	Eastern Mich.	56 67
								77	A	Hofstra	36 79	123	H	Western Mich.	78 92
								82	H	Central Mich.	67 61	163	H	Cornell	59 41
												214	H	Canisius	54 40
												237	N	Clemson	61 51
												239	A	Massachusetts	56 48
												251	A	Miami (OH)	58 69
												256	A	Northern Ill.	74 76
												258	A	UCF	66 60
												260	A	Sacred Heart	66 53
												289	A	Niagara	57 48
												325	H	LIU Brooklyn	55 38
												332	A	Kent St.	77 66
LAST 12 Division I GAMES:															
				54	H	Ball St.	57 59	54	A	Ball St.	63 68				
				31	H	Ohio	51 43	332	A	Kent St.	77 66				
				256	A	Northern Ill.	74 76	82	H	Central Mich.	67 61				
				251	A	Miami (OH)	58 69	111	A	Eastern Mich.	56 67				
				123	H	Western Mich.	78 92	260	A	Sacred Heart	66 53				
				107	H	Akron	61 69	289	A	Niagara	57 48				

Non-Div I Games:

Buffalo

■ Loss, 
 ■ Non-Conf, 
 S Site, 
 ■ Home 
 ■ Away 
 N Neutral

Average RPI Win:	191	WON-LOST	WINNING	LAST 10	STRENGTH OF	OPP. STRENGTH	TEAM	ADJ.	CONF.	ADJ CONF.
Average RPI Loss:	83	RECORD	PCT. RANK	GAMES	SCHEDULE	OF SCHEDULE	RPI	RPI	RPI	RPI
DIV. I ONLY	8- 15	252	2- 8	102	46	190	190	6	6	
DIV. I NON-CONF.	5- 6	180	0- 0	130	21	141	141	6	6	
TOTALS	RPI 1-25	RPI 26-50	W-L RECORDS	RPI 51-100	RPI 101-150	RPI 150+				
8- 15	0- 2	0- 3	OVERALL	1- 5	2- 4	5- 1				
5- 6	0- 2	0- 0	HOME	1- 2	2- 2	2- 0				
2- 9	0- 0	0- 3	AWAY	0- 3	0- 2	2- 1				
1- 0	0- 0	0- 0	NEUTRAL	0- 0	0- 0	1- 0				
5- 6	0- 1	0- 1	NON-CONFERENCE	1- 3	1- 0	3- 1				
3- 1	0- 1	0- 0	HOME	1- 0	1- 0	1- 0				
1- 5	0- 0	0- 1	AWAY	0- 3	0- 0	1- 1				
1- 0	0- 0	0- 0	NEUTRAL	0- 0	0- 0	1- 0				
3- 9	0- 1	0- 2	CONFERENCE	0- 2	1- 4	2- 0				
2- 5	0- 1	0- 0	HOME	0- 2	1- 2	1- 0				
1- 4	0- 0	0- 2	AWAY	0- 0	0- 2	1- 0				
0- 0	0- 0	0- 0	NEUTRAL	0- 0	0- 0	0- 0				

RPI 1-25				RPI 26-50				RPI 51-100				RPI 101+ Team's RPI: 190			
RPI	S	Opponent	Score	RPI	S	Opponent	Score	RPI	S	Opponent	Score	RPI	S	Opponent	Score
19	H	DePaul	54 61	29	A	Seton Hall	77 98	54	A	Ball St.	50 58	105	H	Georgetown	82 76
20	H	Green Bay	46 55	33	A	St. John's (NY)	41 68	56	A	Chattanooga	49 60	115	A	Creighton	49 77
				43	A	South Fla.	77 87	64	H	Villanova	45 57	115	H	Creighton	42 52
								84	H	Marquette	64 80	131	H	Arkansas	63 57
								93	H	TCU	65 53	135	A	Xavier	47 55
								99	A	Wright St.	53 66	135	H	Xavier	63 73
												207	H	Valparaiso	72 53
												237	N	Clemson	54 50
												247	A	Indiana St.	63 70
												250	A	Providence	77 67
												250	H	Providence	65 50
												258	A	UCF	71 63
LAST 12 Division I GAMES:															
250	H	Providence	65 50	19	H	DePaul	54 61	115	A	Creighton	49 77	250	A	Providence	77 67
115	H	Creighton	42 52	135	H	Xavier	63 73	105	H	Georgetown	82 76	64	H	Villanova	45 57
135	A	Xavier	47 55	29	A	Seton Hall	77 98								
29	A	Seton Hall	77 98	33	A	St. John's (NY)	41 68								
33	A	St. John's (NY)	41 68	84	H	Marquette	64 80								

Non-Div I Games:

Butler

■ Loss, 
 ■ Non-Conf, 
 S Site, 
 H Home 
 A Away 
 N Neutral

CSU Bakersfield

Through Games Of Feb. 8, 2016

Average RPI Win:	272	WON-LOST	WINNING	LAST 10	STRENGTH OF	OPP. STRENGTH	TEAM	ADJ.	CONF.	ADJ CONF.
Average RPI Loss:	127	RECORD	PCT. RANK	GAMES	SCHEDULE	OF SCHEDULE	RPI	RPI	RPI	RPI
DIV. I ONLY	8- 16	258	6- 4	165	154	246	246	25	25	
DIV. I NON-CONF.	3- 12	290	1- 2	82	30	242	242	25	25	
TOTALS	RPI 1-25	RPI 26-50	W-L RECORDS	RPI 51-100	RPI 101-150	RPI 150+				
8- 16	0- 5	0- 0	OVERALL	0- 1	0- 5	8- 5				
6- 5	0- 0	0- 0	HOME	0- 0	0- 2	6- 3				
2- 9	0- 3	0- 0	AWAY	0- 1	0- 3	2- 2				
0- 2	0- 2	0- 0	NEUTRAL	0- 0	0- 0	0- 0				
3- 12	0- 5	0- 0	NON-CONFERENCE	0- 1	0- 4	3- 2				
3- 3	0- 0	0- 0	HOME	0- 0	0- 2	3- 1				
0- 7	0- 3	0- 0	AWAY	0- 1	0- 2	0- 1				
0- 2	0- 2	0- 0	NEUTRAL	0- 0	0- 0	0- 0				
5- 4	0- 0	0- 0	CONFERENCE	0- 0	0- 1	5- 3				
3- 2	0- 0	0- 0	HOME	0- 0	0- 0	3- 2				
2- 2	0- 0	0- 0	AWAY	0- 0	0- 1	2- 1				
0- 0	0- 0	0- 0	NEUTRAL	0- 0	0- 0	0- 0				

RPI 1-25				RPI 26-50				RPI 51-100				RPI 101+ Team's RPI: 246			
RPI	S	Opponent	Score	RPI	S	Opponent	Score	RPI	S	Opponent	Score	RPI	S	Opponent	Score
3	N	South Carolina	71 90					70	A	UC Riverside	61 81	103	A	New Mexico St.	63 86
6	A	Stanford	41 83									122	A	Fresno St.	52 57
7	A	Oregon St.	51 75									140	H	Pacific	74 80
9	A	UCLA	68 82									150	A	Hawaii	60 74
10	N	Arizona St.	47 60									150	H	Hawaii	55 65
												182	A	UTRGV	46 60
												193	H	Cal Poly	57 52
												209	H	San Jose St.	90 88
												217	H	Utah Valley	61 54
												233	H	Grand Canyon	51 61
												249	H	Seattle	76 68
												267	A	UC Santa Barbara	60 61
												268	H	Pepperdine	73 76
												307	A	UMKC	78 68
												307	H	UMKC	40 56
												323	H	UC Irvine	65 39
												339	A	Chicago St.	74 61
												339	H	Chicago St.	76 43
LAST 12 Division I GAMES:															
339	A	Chicago St.	74 61	249	H	Seattle	76 68								
307	A	UMKC	78 68	307	H	UMKC	40 56								
217	H	Utah Valley	61 54	339	H	Chicago St.	76 43								
233	H	Grand Canyon	51 61	323	H	UC Irvine	65 39								
103	A	New Mexico St.	63 86	150	H	Hawaii	55 65								
182	A	UTRGV	46 60	6	A	Stanford	41 83								

Non-Div I Games:

CSU Bakersfield

Loss, Non-Conf, S Site, H Home A Away N Neutral

C  
S  
U  
NC  
S  
U  
N

CSUN

Page 37



Average RPI Win:	284	WON-LOST	WINNING	LAST 10	STRENGTH OF	OPP. STRENGTH	TEAM	ADJ.	CONF.	ADJ CONF.
Average RPI Loss:	213	RECORD	PCT. RANK	GAMES	SCHEDULE	OF SCHEDULE	RPI	RPI	RPI	RPI
DIV. I ONLY	2- 21	345	0- 10	264	323	340	340	22	22	
DIV. I NON-CONF.	2- 12	311	0- 3	253	339	329	329	22	22	
TOTALS	RPI 1-25	RPI 26-50	W-L RECORDS	RPI 51-100	RPI 101-150	RPI 150+				
2- 21	0- 0	0- 0	OVERALL	0- 1	0- 3	2- 17				
1- 9	0- 0	0- 0	HOME	0- 1	0- 1	1- 7				
1- 11	0- 0	0- 0	AWAY	0- 0	0- 2	1- 9				
0- 1	0- 0	0- 0	NEUTRAL	0- 0	0- 0	0- 1				
2- 12	0- 0	0- 0	NON-CONFERENCE	0- 1	0- 0	2- 11				
1- 5	0- 0	0- 0	HOME	0- 1	0- 0	1- 4				
1- 6	0- 0	0- 0	AWAY	0- 0	0- 0	1- 6				
0- 1	0- 0	0- 0	NEUTRAL	0- 0	0- 0	0- 1				
0- 9	0- 0	0- 0	CONFERENCE	0- 0	0- 3	0- 6				
0- 4	0- 0	0- 0	HOME	0- 0	0- 1	0- 3				
0- 5	0- 0	0- 0	AWAY	0- 0	0- 2	0- 3				
0- 0	0- 0	0- 0	NEUTRAL	0- 0	0- 0	0- 0				

RPI 1-25			RPI 26-50			RPI 51-100			RPI 101+			Team's RPI: 340		
RPI	S	Opponent	Score	RPI	S	Opponent	Score	RPI	S	Opponent	Score			
								65	H	San Diego	44	53		
										148	A	Long Beach St.	57	62
										148	H	Long Beach St.	61	82
										150	A	Hawaii	53	62
										158	A	SMU	53	74
										160	A	Montana St.	66	89
										163	H	Cornell	47	59
										183	H	Eastern Wash.	57	68
										188	H	Weber St.	40	60
										193	A	Cal Poly	46	51
										197	H	UC Davis	59	63
										225	A	Montana	51	86
										245	A	Loyola Marymount	75	73
										252	H	Wyoming	56	61
										256	N	Northern Ill.	49	72
										261	A	San Diego St.	43	54
										267	A	UC Santa Barbara	49	79
										267	H	UC Santa Barbara	47	65
										268	A	Pepperdine	75	81
										283	A	CSUN	52	79
										321	A	North Dakota St.	64	79
										322	H	Portland St.	84	69
										323	H	UC Irvine	58	62
LAST 12 Division I GAMES:														
197	H	UC Davis	59	63	193	A	Cal Poly	46	51					
267	A	UC Santa Barbara	49	79	267	H	UC Santa Barbara	47	65					
283	A	CSUN	52	79	148	H	Long Beach St.	61	82					
150	A	Hawaii	53	62	321	A	North Dakota St.	64	79					
323	H	UC Irvine	58	62	163	H	Cornell	47	59					
148	A	Long Beach St.	57	62	261	A	San Diego St.	43	54					

Non-Div I Games:

Cal St. Fullerton

■ Loss, 
 ■ Non-Conf, 
 ■ S Site, 
 ■ H Home 
 ■ A Away 
 N Neutral

## California

Through Games Of Feb. 8, 2016

Average RPI Win:	133	WON-LOST	WINNING	LAST 10	STRENGTH OF	OPP. STRENGTH	TEAM	ADJ.	CONF.	ADJ CONF.
Average RPI Loss:	33	RECORD	PCT. RANK	GAMES	SCHEDULE	OF SCHEDULE	RPI	RPI	RPI	RPI
DIV. I ONLY	11- 12	182	2- 8	13	3	74	74	1	1	
DIV. I NON-CONF.	8- 2	51	0- 0	66	43	44	44	1	1	
TOTALS	RPI 1-25	RPI 26-50	W-L RECORDS	RPI 51-100	RPI 101-150	RPI 150+				
11- 12	2- 6	0- 3	OVERALL	3- 2	1- 1	5- 0				
8- 4	1- 1	0- 2	HOME	3- 1	0- 0	4- 0				
2- 7	1- 1	0- 0	AWAY	0- 0	0- 0	1- 0				
1- 1	0- 1	0- 0	NEUTRAL	0- 0	1- 0	0- 0				
8- 2	1- 1	0- 1	NON-CONFERENCE	2- 0	1- 0	4- 0				
5- 1	0- 0	0- 1	HOME	2- 0	0- 0	3- 0				
2- 0	1- 0	0- 0	AWAY	0- 0	0- 0	1- 0				
1- 1	0- 1	0- 0	NEUTRAL	0- 0	1- 0	0- 0				
3- 10	1- 5	0- 2	CONFERENCE	1- 2	0- 1	1- 0				
3- 3	1- 1	0- 1	HOME	1- 1	0- 0	1- 0				
0- 7	0- 4	0- 1	AWAY	0- 1	0- 1	0- 0				
0- 0	0- 0	0- 0	NEUTRAL	0- 0	0- 0	0- 0				

RPI 1-25				RPI 26-50				RPI 51-100 Team's RPI: 74				RPI 101+			
RPI	S	Opponent	Score	RPI	S	Opponent	Score	RPI	S	Opponent	Score	RPI	S	Opponent	Score
6	A	Stanford	46 53	26	A	Southern California	47 61	61	A	Oregon	59 69	101	N	Liberty	77 72
6	H	Stanford	55 60	37	H	Washington	65 75	67	H	Washington St.	74 71	104	A	Arizona	52 57
7	A	Oregon St.	48 70	48	H	St. Mary's (CA)	63 64	68	H	Utah	79 84	181	H	Colorado	64 35
9	A	UCLA	56 75					70	H	UC Riverside	64 58	193	H	Cal Poly	82 57
9	H	UCLA	108 104					73	H	Nebraska	87 80	206	H	Sacramento St.	117 99
10	A	Arizona St.	49 57									266	A	Austin Peay	67 58
17	N	Texas A&M	58 75									283	H	CSUN	106 44
18	A	Louisville	75 71												
LAST 12 Division I GAMES:															
6	H	Stanford	55 60	61	A	Oregon	59 69								
6	A	Stanford	46 53	7	A	Oregon St.	48 70								
37	H	Washington	65 75	68	H	Utah	79 84								
67	H	Washington St.	74 71	181	H	Colorado	64 35								
26	A	Southern California	47 61	104	A	Arizona	52 57								
9	A	UCLA	56 75	10	A	Arizona St.	49 57								

Non-Div I Games:

California

■ Loss, 
 ■ Non-Conf, S Site, 
 ■ Home 
 ■ Away 
 N Neutral



Average RPI Win:	309	WON-LOST	WINNING	LAST 10	STRENGTH OF	OPP. STRENGTH	TEAM	ADJ.	CONF.	ADJ CONF.
Average RPI Loss:	194	RECORD	PCT. RANK	GAMES	SCHEDULE	OF SCHEDULE	RPI	RPI	RPI	RPI
DIV. I ONLY	8- 12	231	2- 8	311	344	280	280	26	26	
DIV. I NON-CONF.	5- 3	118	1- 0	290	347	189	189	28	28	
TOTALS	RPI 1-25	RPI 26-50	W-L RECORDS	RPI 51-100	RPI 101-150	RPI 150+				
8- 12	0- 0	0- 0	OVERALL	0- 1	0- 4	8- 7				
4- 5	0- 0	0- 0	HOME	0- 0	0- 2	4- 3				
4- 6	0- 0	0- 0	AWAY	0- 1	0- 1	4- 4				
0- 1	0- 0	0- 0	NEUTRAL	0- 0	0- 1	0- 0				
5- 3	0- 0	0- 0	NON-CONFERENCE	0- 1	0- 2	5- 0				
3- 0	0- 0	0- 0	HOME	0- 0	0- 0	3- 0				
2- 2	0- 0	0- 0	AWAY	0- 1	0- 1	2- 0				
0- 1	0- 0	0- 0	NEUTRAL	0- 0	0- 1	0- 0				
3- 9	0- 0	0- 0	CONFERENCE	0- 0	0- 2	3- 7				
1- 5	0- 0	0- 0	HOME	0- 0	0- 2	1- 3				
2- 4	0- 0	0- 0	AWAY	0- 0	0- 0	2- 4				
0- 0	0- 0	0- 0	NEUTRAL	0- 0	0- 0	0- 0				

RPI 1-25			RPI 26-50			RPI 51-100			RPI 101+			Team's RPI: 280
RPI	S	Opponent	Score	RPI	S	Opponent	Score	RPI	S	Opponent	Score	
						97 A VCU	34 57			101 H Liberty	52 62	
										113 N Central Ark.	34 57	
										143 H UNC Asheville	58 72	
										147 A ETSU	55 70	
										222 H Presbyterian	45 69	
										223 A Gardner-Webb	56 68	
										223 H Gardner-Webb	35 70	
										226 A Radford	59 62	
										232 H High Point	55 69	
										274 H N.C. A&T	56 55	
										294 A Charleston So.	57 65	
										297 A North Florida	66 55	
										298 H Western Caro.	73 66	
										300 A Coastal Caro.	83 70	
										300 H Coastal Caro.	73 52	
										309 A Winthrop	49 50	
										317 A Longwood	73 56	
										337 H Mt. St. Mary's	62 53	
										349 A N.C. Central	57 48	
LAST 12 Division I GAMES:												
223 A		Gardner-Webb	56 68	226 A		Radford	59 62					
300 H		Coastal Caro.	73 52	317 A		Longwood	73 56					
294 A		Charleston So.	57 65	223 H		Gardner-Webb	35 70					
309 A		Winthrop	49 50	143 H		UNC Asheville	58 72					
222 H		Presbyterian	45 69	101 H		Liberty	52 62					
232 H		High Point	55 69	297 A		North Florida	66 55					

Non-Div I Games: UNC Pembroke

62

67

Campbell

Average RPI Win:	256	WON-LOST	WINNING	LAST 10	STRENGTH OF	OPP. STRENGTH	TEAM	ADJ.	CONF.	ADJ CONF.
Average RPI Loss:	153	RECORD	PCT. RANK	GAMES	SCHEDULE	OF SCHEDULE	RPI	RPI	RPI	RPI
DIV. I ONLY	9- 14	235	2- 8	178	251	214	214	23	23	
DIV. I NON-CONF.	5- 4	138	0- 0	65	159	97	97	24	24	
TOTALS	RPI 1-25	RPI 26-50	W-L RECORDS	RPI 51-100	RPI 101-150	RPI 150+				
9- 14	0- 1	0- 1	OVERALL	0- 0	1- 6	8- 6				
4- 5	0- 0	0- 1	HOME	0- 0	1- 2	3- 2				
5- 9	0- 1	0- 0	AWAY	0- 0	0- 4	5- 4				
0- 0	0- 0	0- 0	NEUTRAL	0- 0	0- 0	0- 0				
5- 4	0- 1	0- 1	NON-CONFERENCE	0- 0	1- 2	4- 0				
3- 1	0- 0	0- 1	HOME	0- 0	1- 0	2- 0				
2- 3	0- 1	0- 0	AWAY	0- 0	0- 2	2- 0				
0- 0	0- 0	0- 0	NEUTRAL	0- 0	0- 0	0- 0				
4- 10	0- 0	0- 0	CONFERENCE	0- 0	0- 4	4- 6				
1- 4	0- 0	0- 0	HOME	0- 0	0- 2	1- 2				
3- 6	0- 0	0- 0	AWAY	0- 0	0- 2	3- 4				
0- 0	0- 0	0- 0	NEUTRAL	0- 0	0- 0	0- 0				

RPI 1-25				RPI 26-50				RPI 51-100				RPI 101+ Team's RPI: 214			
RPI	S	Opponent	Score	RPI	S	Opponent	Score	RPI	S	Opponent	Score	RPI	S	Opponent	Score
8	A	Texas	62 92	34	H	St. Bonaventure	47 59					102	H	Bucknell	61 56
												117	A	Quinnipiac	54 63
												117	H	Quinnipiac	68 80
												118	A	Iona	56 79
												118	H	Iona	76 79
												124	A	Youngstown St.	51 53
												133	A	Buffalo	40 54
												195	A	Northeastern	68 57
												212	H	Binghamton	80 50
												213	A	Fairfield	48 52
												213	H	Fairfield	50 51
												219	A	Siena	57 61
												219	H	Siena	52 58
												224	A	Manhattan	55 77
												273	A	Lamar	57 55
												277	H	Saint Francis (PA)	77 52
												288	A	Monmouth	75 79
												289	A	Niagara	68 66
												299	A	Rider	73 64
												330	A	Saint Peter's	60 53
												330	H	Saint Peter's	54 42
LAST 12 Division I GAMES:															
288	A	Monmouth	75 79	117	H	Quinnipiac	68 80								
224	A	Manhattan	55 77	330	H	Saint Peter's	54 42								
118	H	Iona	76 79	118	A	Iona	56 79								
289	A	Niagara	68 66	117	A	Quinnipiac	54 63								
213	A	Fairfield	48 52	219	H	Siena	52 58								
219	A	Siena	57 61	213	H	Fairfield	50 51								

Non-Div I Games:

Canisius

## Central Ark.

Through Games Of Feb. 8, 2016

Average RPI Win:	282	WON-LOST	WINNING	LAST 10	STRENGTH OF	OPP. STRENGTH	TEAM	ADJ.	CONF.	ADJ CONF.
Average RPI Loss:	39	RECORD	PCT. RANK	GAMES	SCHEDULE	OF SCHEDULE	RPI	RPI	RPI	RPI
DIV. I ONLY	15- 2	10	9- 1	330	289	113	113	27	27	
DIV. I NON-CONF.	6- 1	27	1- 0	312	309	112	112	26	26	
TOTALS	RPI 1-25	RPI 26-50	W-L RECORDS	RPI 51-100	RPI 101-150	RPI 150+				
15- 2	0- 1	0- 0	OVERALL	0- 1	0- 0	15- 0				
6- 1	0- 0	0- 0	HOME	0- 1	0- 0	6- 0				
7- 1	0- 0	0- 0	AWAY	0- 0	0- 0	7- 0				
2- 0	0- 0	0- 0	NEUTRAL	0- 0	0- 0	2- 0				
6- 1	0- 1	0- 0	NON-CONFERENCE	0- 0	0- 0	6- 0				
2- 0	0- 0	0- 0	HOME	0- 0	0- 0	2- 0				
2- 1	0- 1	0- 0	AWAY	0- 0	0- 0	2- 0				
2- 0	0- 0	0- 0	NEUTRAL	0- 0	0- 0	2- 0				
9- 1	0- 0	0- 0	CONFERENCE	0- 1	0- 0	9- 0				
4- 1	0- 0	0- 0	HOME	0- 1	0- 0	4- 0				
5- 0	0- 0	0- 0	AWAY	0- 0	0- 0	5- 0				
0- 0	0- 0	0- 0	NEUTRAL	0- 0	0- 0	0- 0				

RPI 1-25				RPI 26-50				RPI 51-100				RPI 101+ Team's RPI: 113			
RPI	S	Opponent	Score	RPI	S	Opponent	Score	RPI	S	Opponent	Score	RPI	S	Opponent	Score
15	A	Tennessee	47 102					63	H	Abilene Christian	49 61	173	A	Northwestern St.	74 49
												199	A	Southeast Mo. St.	63 54
												234	A	Stephen F. Austin	55 53
												243	H	Houston Baptist	45 44
												273	H	Lamar	74 49
												280	N	Campbell	57 34
												292	A	Murray St.	61 51
												292	H	Murray St.	50 40
												303	H	Southeastern La.	80 58
												310	A	Nicholls St.	71 65
												313	N	South Carolina St.	51 38
												318	H	Alcorn	58 35
												328	A	A&M-Corpus Christi	66 55
												335	A	New Orleans	59 44
												335	H	New Orleans	67 55
LAST 12 Division I GAMES:															
335	H	New Orleans	67 55	273	H	Lamar	74 49								
303	H	Southeastern La.	80 58	234	A	Stephen F. Austin	55 53								
173	A	Northwestern St.	74 49	328	A	A&M-Corpus Christi	66 55								
310	A	Nicholls St.	71 65	63	H	Abilene Christian	49 61								
335	A	New Orleans	59 44	313	N	South Carolina St.	51 38								
243	H	Houston Baptist	45 44	280	N	Campbell	57 34								

Non-Div I Games: Central Baptist 70 37 Hendrix 72 43 Crowley's Ridge 93 38 Jarvis Christian 77 23  
Central Ark.

Loss, Non-Conf, S Site, H Home A Away N Neutral

Average RPI Win:	284	WON-LOST	WINNING	LAST 10	STRENGTH OF	OPP. STRENGTH	TEAM	ADJ.	CONF.	ADJ CONF.
Average RPI Loss:	198	RECORD	PCT. RANK	GAMES	SCHEDULE	OF SCHEDULE	RPI	RPI	RPI	RPI
DIV. I ONLY	9- 14	235	6- 4	300	318	276	276	31	31	
DIV. I NON-CONF.	3- 8	258	0- 0	261	176	291	291	32	32	
TOTALS	RPI 1-25	RPI 26-50	W-L RECORDS	RPI 51-100	RPI 101-150	RPI 150+				
9- 14	0- 1	0- 0	OVERALL	0- 2	0- 0	9- 11				
6- 4	0- 0	0- 0	HOME	0- 0	0- 0	6- 4				
3- 10	0- 1	0- 0	AWAY	0- 2	0- 0	3- 7				
0- 0	0- 0	0- 0	NEUTRAL	0- 0	0- 0	0- 0				
3- 8	0- 1	0- 0	NON-CONFERENCE	0- 2	0- 0	3- 5				
3- 1	0- 0	0- 0	HOME	0- 0	0- 0	3- 1				
0- 7	0- 1	0- 0	AWAY	0- 2	0- 0	0- 4				
0- 0	0- 0	0- 0	NEUTRAL	0- 0	0- 0	0- 0				
6- 6	0- 0	0- 0	CONFERENCE	0- 0	0- 0	6- 6				
3- 3	0- 0	0- 0	HOME	0- 0	0- 0	3- 3				
3- 3	0- 0	0- 0	AWAY	0- 0	0- 0	3- 3				
0- 0	0- 0	0- 0	NEUTRAL	0- 0	0- 0	0- 0				

RPI 1-25				RPI 26-50				RPI 51-100				RPI 101+ Team's RPI: 276			
RPI	S	Opponent	Score	RPI	S	Opponent	Score	RPI	S	Opponent	Score	RPI	S	Opponent	Score
11	A	Maryland	43 86					69	A	Army West Point	52 81	152	A	Fordham	48 63
								88	A	Maine	42 62	155	A	Penn St.	47 73
												184	A	Robert Morris	55 72
												184	H	Robert Morris	48 39
												211	A	Bryant	56 70
												211	H	Bryant	53 65
												221	A	Hartford	41 49
												239	H	Massachusetts	78 68
												260	H	Sacred Heart	57 61
												265	H	New Hampshire	50 64
												269	H	Dartmouth	59 55
												277	A	Saint Francis (PA)	79 59
												277	H	Saint Francis (PA)	66 51
												287	A	Vermont	63 79
												311	A	Fairleigh Dickinson	78 75
												316	H	UMass Lowell	64 53
												325	H	LIU Brooklyn	45 59
												337	A	Mt. St. Mary's	48 54
												342	A	Wagner	62 52
												344	H	St. Francis Brooklyn	65 61
LAST 12 Division I GAMES:															
184	A	Robert Morris	55 72	260	H	Sacred Heart	57 61								
277	A	Saint Francis (PA)	79 59	342	A	Wagner	62 52								
211	H	Bryant	53 65	311	A	Fairleigh Dickinson	78 75								
344	H	St. Francis Brooklyn	65 61	337	A	Mt. St. Mary's	48 54								
184	H	Robert Morris	48 39	325	H	LIU Brooklyn	45 59								
277	H	Saint Francis (PA)	66 51	211	A	Bryant	56 70								

Non-Div I Games:

Central Conn. St.

■ Loss, 
 ■ Non-Conf, 
 ■ S Site, 
 ■ H Home 
 ■ A Away 
 N Neutral

Average RPI Win:	193	WON-LOST	WINNING	LAST 10	STRENGTH OF	OPP. STRENGTH	TEAM	ADJ.	CONF.	ADJ CONF.
Average RPI Loss:	111	RECORD	PCT. RANK	GAMES	SCHEDULE	OF SCHEDULE	RPI	RPI	RPI	RPI
DIV. I ONLY	15- 7	81	8- 2	140	134	82	82	11	11	
DIV. I NON-CONF.	6- 5	146	0- 1	139	114	135	135	13	13	
TOTALS	RPI 1-25	RPI 26-50	W-L RECORDS	RPI 51-100	RPI 101-150	RPI 150+				
15- 7	0- 1	0- 1	OVERALL	1- 1	4- 2	10- 2				
9- 2	0- 1	0- 0	HOME	1- 0	2- 1	6- 0				
5- 5	0- 0	0- 1	AWAY	0- 1	2- 1	3- 2				
1- 0	0- 0	0- 0	NEUTRAL	0- 0	0- 0	1- 0				
6- 5	0- 1	0- 0	NON-CONFERENCE	1- 1	0- 1	5- 2				
3- 2	0- 1	0- 0	HOME	1- 0	0- 1	2- 0				
2- 3	0- 0	0- 0	AWAY	0- 1	0- 0	2- 2				
1- 0	0- 0	0- 0	NEUTRAL	0- 0	0- 0	1- 0				
9- 2	0- 0	0- 1	CONFERENCE	0- 0	4- 1	5- 0				
6- 0	0- 0	0- 0	HOME	0- 0	2- 0	4- 0				
3- 2	0- 0	0- 1	AWAY	0- 0	2- 1	1- 0				
0- 0	0- 0	0- 0	NEUTRAL	0- 0	0- 0	0- 0				

RPI 1-25				RPI 26-50				RPI 51-100 Team's RPI: 82				RPI 101+			
RPI	S	Opponent	Score	RPI	S	Opponent	Score	RPI	S	Opponent	Score	RPI	S	Opponent	Score
24	H	Duquesne	49 68	31	A	Ohio	84 86	79	H	Middle Tenn.	81 59	107	A	Akron	97 77
								96	A	Saint Joseph's	66 76	107	H	Akron	81 60
												111	A	Eastern Mich.	66 65
												119	H	Memphis	61 64
												123	H	Western Mich.	53 51
												133	A	Buffalo	61 67
												151	H	SIUE	78 65
												153	A	Illinois	69 74
												154	A	Loyola Chicago	68 59
												203	A	Oakland	110 87
												220	A	Ill.-Chicago	63 66
												231	H	Bowling Green	76 75
												247	H	Indiana St.	85 65
												251	A	Miami (OH)	72 58
												251	H	Miami (OH)	77 54
												256	H	Northern Ill.	95 63
												299	N	Rider	76 58
												332	H	Kent St.	81 61
LAST 12 Division I GAMES:															
231	H	Bowling Green	76 75	31	A	Ohio	84 86	256	H	Northern Ill.	95 63	107	A	Akron	97 77
111	A	Eastern Mich.	66 65					133	A	Buffalo	61 67	332	H	Kent St.	81 61
251	H	Miami (OH)	77 54					96	A	Saint Joseph's	66 76				
123	H	Western Mich.	53 51												
107	H	Akron	81 60												
251	A	Miami (OH)	72 58												

Non-Div I Games:

Central Mich.

■ Loss, 
 ■ Non-Conf, S Site, 
 ■ Home 
 ■ Away 
 N Neutral

Average RPI Win:	296	WON-LOST	WINNING	LAST 10	STRENGTH OF	OPP. STRENGTH	TEAM	ADJ.	CONF.	ADJ CONF.
Average RPI Loss:	190	RECORD	PCT. RANK	GAMES	SCHEDULE	OF SCHEDULE	RPI	RPI	RPI	RPI
DIV. I ONLY	8- 11	214	4- 6	342	220	294	294	26	26	
DIV. I NON-CONF.	2- 4	234	1- 0	349	61	341	341	28	28	
TOTALS	RPI 1-25	RPI 26-50	W-L RECORDS	RPI 51-100	RPI 101-150	RPI 150+				
8- 11	0- 0	0- 0	OVERALL	0- 1	0- 3	8- 7				
5- 4	0- 0	0- 0	HOME	0- 0	0- 2	5- 2				
3- 7	0- 0	0- 0	AWAY	0- 1	0- 1	3- 5				
0- 0	0- 0	0- 0	NEUTRAL	0- 0	0- 0	0- 0				
2- 4	0- 0	0- 0	NON-CONFERENCE	0- 1	0- 0	2- 3				
2- 0	0- 0	0- 0	HOME	0- 0	0- 0	2- 0				
0- 4	0- 0	0- 0	AWAY	0- 1	0- 0	0- 3				
0- 0	0- 0	0- 0	NEUTRAL	0- 0	0- 0	0- 0				
6- 7	0- 0	0- 0	CONFERENCE	0- 0	0- 3	6- 4				
3- 4	0- 0	0- 0	HOME	0- 0	0- 2	3- 2				
3- 3	0- 0	0- 0	AWAY	0- 0	0- 1	3- 2				
0- 0	0- 0	0- 0	NEUTRAL	0- 0	0- 0	0- 0				

RPI 1-25			RPI 26-50			RPI 51-100			RPI 101+			Team's RPI: 294
RPI	S	Opponent	Score	RPI	S	Opponent	Score	RPI	S	Opponent	Score	
						94 A Virginia	65 85			101 A Liberty	40 51	
										101 H Liberty	49 59	
										143 H UNC Asheville	50 58	
										174 A Col. of Charleston	66 81	
										222 H Presbyterian	49 63	
										223 A Gardner-Webb	55 63	
										226 A Radford	40 55	
										232 A High Point	64 62	
										237 A Clemson	36 43	
										270 A Ga. Southern	51 64	
										280 H Campbell	65 57	
										298 H Western Caro.	80 59	
										300 H Coastal Caro.	62 73	
										302 H Wofford	74 64	
										309 A Winthrop	58 50	
										309 H Winthrop	54 51	
										317 A Longwood	63 54	
										317 H Longwood	66 58	
LAST 12 Division I GAMES:												
						317 H Longwood	66 58			223 A Gardner-Webb	55 63	
						101 H Liberty	49 59			143 H UNC Asheville	50 58	
						309 A Winthrop	58 50			232 A High Point	64 62	
						280 H Campbell	65 57			222 H Presbyterian	49 63	
						226 A Radford	40 55			317 A Longwood	63 54	
						300 H Coastal Caro.	62 73			298 H Western Caro.	80 59	

Non-Div I Games: Paine 69 62 Columbia Int'l 67 35 Warner 73 53

Charleston So.

Loss, Non-Conf, S Site, H Home A Away N Neutral

Average RPI Win:	185	WON-LOST	WINNING	LAST 10	STRENGTH OF	OPP. STRENGTH	TEAM	ADJ.	CONF.	ADJ CONF.
Average RPI Loss:	89	RECORD	PCT. RANK	GAMES	SCHEDULE	OF SCHEDULE	RPI	RPI	RPI	RPI
DIV. I ONLY	12- 9	128	5- 5	67	147	90	90	12	12	
DIV. I NON-CONF.	7- 4	110	1- 1	38	166	59	59	10	10	
TOTALS	RPI 1-25	RPI 26-50	W-L RECORDS	RPI 51-100	RPI 101-150	RPI 150+				
12- 9	0- 0	0- 3	OVERALL	1- 3	3- 0	8- 3				
8- 2	0- 0	0- 1	HOME	1- 0	1- 0	6- 1				
3- 7	0- 0	0- 2	AWAY	0- 3	1- 0	2- 2				
1- 0	0- 0	0- 0	NEUTRAL	0- 0	1- 0	0- 0				
7- 4	0- 0	0- 3	NON-CONFERENCE	1- 1	1- 0	5- 0				
4- 1	0- 0	0- 1	HOME	1- 0	0- 0	3- 0				
2- 3	0- 0	0- 2	AWAY	0- 1	0- 0	2- 0				
1- 0	0- 0	0- 0	NEUTRAL	0- 0	1- 0	0- 0				
5- 5	0- 0	0- 0	CONFERENCE	0- 2	2- 0	3- 3				
4- 1	0- 0	0- 0	HOME	0- 0	1- 0	3- 1				
1- 4	0- 0	0- 0	AWAY	0- 2	1- 0	0- 2				
0- 0	0- 0	0- 0	NEUTRAL	0- 0	0- 0	0- 0				

RPI 1-25				RPI 26-50				RPI 51-100				Team's RPI: 90	RPI 101+			
RPI	S	Opponent	Score	RPI	S	Opponent	Score	RPI	S	Opponent	Score		RPI	S	Opponent	Score
				32	A	Missouri	71 88	54	H	Ball St.	72 66		126	N	Mercer	72 62
				38	H	Miami (FL)	70 77	57	A	Western Ky.	66 77		134	A	Marshall	64 61
				40	A	North Carolina St.	65 72	71	A	Elon	83 90		138	H	Southern Miss.	80 59
								79	A	Middle Tenn.	67 72		157	A	Old Dominion	85 94
													157	H	Old Dominion	59 71
													162	H	Fla. Atlantic	85 79
													165	A	Davidson	99 88
													166	H	Louisiana Tech	63 58
													169	A	UAB	57 75
													174	H	Col. of Charleston	89 61
													184	H	Robert Morris	94 73
													263	A	Georgia St.	83 71
													306	H	FIU	87 74
													349	H	N.C. Central	67 52
LAST 12 Division I GAMES:																
				157	A	Old Dominion	85 94	79	A	Middle Tenn.	67 72					
				162	H	Fla. Atlantic	85 79	166	H	Louisiana Tech	63 58					
				306	H	FIU	87 74	138	H	Southern Miss.	80 59					
				57	A	Western Ky.	66 77	157	H	Old Dominion	59 71					
				134	A	Marshall	64 61	32	A	Missouri	71 88					
				169	A	UAB	57 75	165	A	Davidson	99 88					

Non-Div I Games:

Charlotte

## Chattanooga

Through Games Of Feb. 8, 2016

Average RPI Win:	192	WON-LOST	WINNING	LAST 10	STRENGTH OF	OPP. STRENGTH	TEAM	ADJ.	CONF.	ADJ CONF.
Average RPI Loss:	51	RECORD	PCT. RANK	GAMES	SCHEDULE	OF SCHEDULE	RPI	RPI	RPI	RPI
DIV. I ONLY	16- 7	71	4- 1	87	102	56	56	17	17	
DIV. I NON-CONF.	9- 5	109	1- 0	17	25	37	37	16	16	
TOTALS	RPI 1-25	RPI 26-50	W-L RECORDS	RPI 51-100	RPI 101-150	RPI 150+				
16- 7	0- 3	0- 2	OVERALL	2- 0	4- 2	10- 0				
11- 1	0- 1	0- 0	HOME	2- 0	3- 0	6- 0				
4- 6	0- 2	0- 2	AWAY	0- 0	1- 2	3- 0				
1- 0	0- 0	0- 0	NEUTRAL	0- 0	0- 0	1- 0				
9- 5	0- 3	0- 2	NON-CONFERENCE	2- 0	3- 0	4- 0				
7- 1	0- 1	0- 0	HOME	2- 0	3- 0	2- 0				
1- 4	0- 2	0- 2	AWAY	0- 0	0- 0	1- 0				
1- 0	0- 0	0- 0	NEUTRAL	0- 0	0- 0	1- 0				
7- 2	0- 0	0- 0	CONFERENCE	0- 0	1- 2	6- 0				
4- 0	0- 0	0- 0	HOME	0- 0	0- 0	4- 0				
3- 2	0- 0	0- 0	AWAY	0- 0	1- 2	2- 0				
0- 0	0- 0	0- 0	NEUTRAL	0- 0	0- 0	0- 0				

RPI 1-25				RPI 26-50				RPI 51-100				Team's RPI: 56	RPI 101+			
RPI	S	Opponent	Score	RPI	S	Opponent	Score	RPI	S	Opponent	Score		RPI	S	Opponent	Score
2	H	UConn	31 79	41	A	Indiana	43 54	52	H	Arkansas St.	55 54		110	H	Belmont	62 53
6	A	Stanford	30 73	43	A	South Fla.	33 61	91	H	UT Martin	61 46		121	A	Samford	43 48
15	A	Tennessee	57 59										126	A	Mercer	44 67
													138	H	Southern Miss.	53 48
													142	H	Harvard	62 58
													147	A	ETSU	65 57
													164	N	East Carolina	72 61
													172	H	McNeese St.	68 53
													190	H	Butler	60 49
													216	A	Furman	56 50
													216	H	Furman	61 46
													241	A	UNCW	61 33
													286	H	UNCG	72 61
													298	H	Western Caro.	77 59
													302	A	Wofford	53 40
													302	H	Wofford	65 48
LAST 12 Division I GAMES:																
138	H	Southern Miss.	53 48	286	H	UNCG	72 61									
302	H	Wofford	65 48	298	H	Western Caro.	77 59									
216	H	Furman	61 46	216	A	Furman	56 50									
147	A	ETSU	65 57	302	A	Wofford	53 40									
121	A	Samford	43 48	142	H	Harvard	62 58									
126	A	Mercer	44 67	6	A	Stanford	30 73									

Non-Div I Games:

Chattanooga

■ Loss, 
■ Non-Conf, S Site, 
■ Home 
■ Away 
N Neutral



Average RPI Win:	295	WON-LOST	WINNING	LAST 10	STRENGTH OF	OPP. STRENGTH	TEAM	ADJ.	CONF.	ADJ CONF.
Average RPI Loss:	203	RECORD	PCT. RANK	GAMES	SCHEDULE	OF SCHEDULE	RPI	RPI	RPI	RPI
DIV. I ONLY	4- 19	320	2- 8	318	263	339	339	25	25	
DIV. I NON-CONF.	2- 12	311	0- 3	297	278	340	340	25	25	
TOTALS	RPI 1-25	RPI 26-50	W-L RECORDS	RPI 51-100	RPI 101-150	RPI 150+				
4- 19	0- 1	0- 1	OVERALL	0- 0	0- 2	4- 15				
3- 9	0- 0	0- 1	HOME	0- 0	0- 1	3- 7				
1- 10	0- 1	0- 0	AWAY	0- 0	0- 1	1- 8				
0- 0	0- 0	0- 0	NEUTRAL	0- 0	0- 0	0- 0				
2- 12	0- 1	0- 1	NON-CONFERENCE	0- 0	0- 1	2- 9				
1- 6	0- 0	0- 1	HOME	0- 0	0- 0	1- 5				
1- 6	0- 1	0- 0	AWAY	0- 0	0- 1	1- 4				
0- 0	0- 0	0- 0	NEUTRAL	0- 0	0- 0	0- 0				
2- 7	0- 0	0- 0	CONFERENCE	0- 0	0- 1	2- 6				
2- 3	0- 0	0- 0	HOME	0- 0	0- 1	2- 2				
0- 4	0- 0	0- 0	AWAY	0- 0	0- 0	0- 4				
0- 0	0- 0	0- 0	NEUTRAL	0- 0	0- 0	0- 0				

RPI S	Opponent	Score	RPI S	Opponent	Score	RPI S	Opponent	Score	RPI S	Opponent	Score	Team's RPI: 339
19	A DePaul	42 88	49	H Kansas St.	54 63				103	H New Mexico St.	60 70	
									123	A Western Mich.	56 65	
									153	A Illinois	36 67	
									175	H Milwaukee	48 55	
									182	H UTRGV	56 64	
									203	H Oakland	51 74	
									217	A Utah Valley	46 74	
									220	H Ill.-Chicago	47 51	
									227	A Western Ill.	50 88	
									233	A Grand Canyon	36 74	
									246	A CSU Bakersfield	43 76	
									246	H CSU Bakersfield	61 74	
									249	A Seattle	45 59	
									249	H Seattle	57 49	
									256	H Northern Ill.	50 68	
									296	H Morehead St.	75 71	
									307	H UMKC	77 72	
									314	H Bradley	60 66	
									315	A Illinois St.	53 57	
									329	A Jackson St.	76 59	
									333	A IPFW	51 62	
LAST 12 Division I GAMES:												
246	H	CSU Bakersfield	61	74	182	H	UTRGV	56	64			
249	H	Seattle	57	49	249	A	Seattle	45	59			
307	H	UMKC	77	72	246	A	CSU Bakersfield	43	76			
217	A	Utah Valley	46	74	175	H	Milwaukee	48	55			
233	A	Grand Canyon	36	74	256	H	Northern Ill.	50	68			
103	H	New Mexico St.	60	70	315	A	Illinois St.	53	57			

Non-Div I Games:

Chicago St.

■ Loss, 
■ Non-Conf, 
■ S Site, 
■ H Home 
■ A Away 
N Neutral

Average RPI Win:	<b>238</b>	WON-LOST	WINNING	LAST 10	STRENGTH OF	OPP. STRENGTH	TEAM	ADJ.	CONF.	ADJ CONF.
Average RPI Loss:	<b>91</b>	RECORD	PCT. RANK	GAMES	SCHEDULE	OF SCHEDULE	RPI	RPI	RPI	RPI
DIV. I ONLY	<b>7- 15</b>	<b>265</b>	<b>3- 7</b>	<b>90</b>	<b>75</b>	<b>205</b>	<b>205</b>	<b>8</b>	<b>8</b>	
DIV. I NON-CONF.	<b>4- 7</b>	<b>222</b>	<b>0- 1</b>	<b>26</b>	<b>84</b>	<b>166</b>	<b>166</b>	<b>7</b>	<b>7</b>	
TOTALS	RPI 1-25	RPI 26-50	W-L RECORDS	RPI 51-100	RPI 101-150	RPI 150+				
7- 15	0- 4	0- 2	OVERALL	0- 2	1- 3	6- 4				
5- 6	0- 2	0- 0	HOME	0- 1	1- 1	4- 2				
2- 7	0- 0	0- 2	AWAY	0- 1	0- 2	2- 2				
0- 2	0- 2	0- 0	NEUTRAL	0- 0	0- 0	0- 0				
4- 7	0- 3	0- 1	NON-CONFERENCE	0- 1	1- 1	3- 1				
4- 2	0- 1	0- 0	HOME	0- 1	1- 0	3- 0				
0- 3	0- 0	0- 1	AWAY	0- 0	0- 1	0- 1				
0- 2	0- 2	0- 0	NEUTRAL	0- 0	0- 0	0- 0				
3- 8	0- 1	0- 1	CONFERENCE	0- 1	0- 2	3- 3				
1- 4	0- 1	0- 0	HOME	0- 0	0- 1	1- 2				
2- 4	0- 0	0- 1	AWAY	0- 1	0- 1	2- 1				
0- 0	0- 0	0- 0	NEUTRAL	0- 0	0- 0	0- 0				

RPI 1-25				RPI 26-50				RPI 51-100				RPI 101+ Team's RPI: 205			
RPI	S	Opponent	Score	RPI	S	Opponent	Score	RPI	S	Opponent	Score	RPI	S	Opponent	Score
2	H	UConn	45 <b>107</b>	28	A	Georgia	42 <b>60</b>	60	A	Temple	51 <b>74</b>	119	A	Memphis	51 <b>54</b>
4	N	Baylor	34 <b>72</b>	43	A	South Fla.	49 <b>82</b>	91	H	UT Martin	57 <b>63</b>	119	H	Memphis	47 <b>64</b>
5	H	Ohio St.	76 <b>105</b>									135	A	Xavier	56 <b>65</b>
13	N	Michigan St.	63 <b>103</b>									144	H	Northern Ky.	71 68
												158	H	SMU	55 <b>73</b>
												161	A	Detroit	68 <b>77</b>
												164	A	East Carolina	60 <b>63</b>
												178	A	Tulsa	55 53
												231	H	Bowling Green	54 51
												240	H	Houston	56 50
												258	A	UCF	68 50
												258	H	UCF	60 <b>80</b>
												277	H	Saint Francis (PA)	93 86
												338	H	Eastern Ill.	70 57
LAST 12 Division I GAMES:															
119	A	Memphis	51 <b>54</b>	178	A	Tulsa	55 53								
43	A	South Fla.	49 <b>82</b>	60	A	Temple	51 <b>74</b>								
240	H	Houston	56 50	119	H	Memphis	47 <b>64</b>								
158	H	SMU	55 <b>73</b>	258	A	UCF	68 50								
164	A	East Carolina	60 <b>63</b>	2	H	UConn	45 <b>107</b>								
258	H	UCF	60 <b>80</b>	28	A	Georgia	42 <b>60</b>								

Non-Div I Games:

Cincinnati

■ Loss, 
■ Non-Conf, 
■ S Site, 
■ H Home 
■ A Away 
N Neutral

Average RPI Win:	259	WON-LOST	WINNING	LAST 10	STRENGTH OF	OPP. STRENGTH	TEAM	ADJ.	CONF.	ADJ CONF.
Average RPI Loss:	108	RECORD	PCT. RANK	GAMES	SCHEDULE	OF SCHEDULE	RPI	RPI	RPI	RPI
DIV. I ONLY	4- 19	320	0- 10	44	126	237	237	5	5	
DIV. I NON-CONF.	4- 9	245	1- 1	137	334	259	259	5	5	
TOTALS	RPI 1-25	RPI 26-50	W-L RECORDS	RPI 51-100	RPI 101-150	RPI 150+				
4- 19	0- 4	0- 3	OVERALL	0- 4	1- 3	3- 5				
3- 9	0- 2	0- 2	HOME	0- 1	1- 1	2- 3				
1- 8	0- 2	0- 1	AWAY	0- 3	0- 1	1- 1				
0- 2	0- 0	0- 0	NEUTRAL	0- 0	0- 1	0- 1				
4- 9	0- 1	0- 0	NON-CONFERENCE	0- 2	1- 1	3- 5				
3- 4	0- 1	0- 0	HOME	0- 0	1- 0	2- 3				
1- 3	0- 0	0- 0	AWAY	0- 2	0- 0	1- 1				
0- 2	0- 0	0- 0	NEUTRAL	0- 0	0- 1	0- 1				
0- 10	0- 3	0- 3	CONFERENCE	0- 2	0- 2	0- 0				
0- 5	0- 1	0- 2	HOME	0- 1	0- 1	0- 0				
0- 5	0- 2	0- 1	AWAY	0- 1	0- 1	0- 0				
0- 0	0- 0	0- 0	NEUTRAL	0- 0	0- 0	0- 0				

RPI 1-25				RPI 26-50				RPI 51-100				RPI 101+ Team's RPI: 237			
RPI	S	Opponent	Score	RPI	S	Opponent	Score	RPI	S	Opponent	Score	RPI	S	Opponent	Score
3	H	South Carolina	41 67	27	A	Syracuse	62 83	61	A	Oregon	56 69	106	A	North Carolina	56 72
14	A	Florida St.	56 75	38	H	Miami (FL)	49 83	75	H	Georgia Tech	63 76	133	N	Buffalo	51 61
14	H	Florida St.	40 85	39	H	Duke	43 72	88	A	Maine	42 75	143	H	UNC Asheville	67 49
18	A	Louisville	33 75					94	A	Virginia Tech	49 79	145	H	Pittsburgh	56 59
												190	N	Butler	50 54
												198	H	William & Mary	41 58
												216	A	Furman	49 70
												284	A	Tennessee Tech	71 53
												294	H	Charleston So.	43 36
												295	H	Florida A&M	68 77
												300	H	Coastal Caro.	47 63
												313	H	South Carolina St.	63 54
LAST 12 Division I GAMES:															
14	A	Florida St.	56 75	94	A	Virginia Tech	49 79	14	H	Florida St.	40 85				
27	A	Syracuse	62 83	38	H	Miami (FL)	49 83	106	A	North Carolina	56 72				
145	H	Pittsburgh	56 59	75	H	Georgia Tech	63 76	295	H	Florida A&M	68 77				
18	A	Louisville	33 75	88	A	Maine	42 75	143	H	UNC Asheville	67 49				
75	H	Georgia Tech	63 76												
39	H	Duke	43 72												

Non-Div I Games:

Clemson

■ Loss, 
■ Non-Conf, S Site, 
■ Home 
■ Away 
N Neutral

Average RPI Win:	239	WON-LOST	WINNING	LAST 10	STRENGTH OF	OPP. STRENGTH	TEAM	ADJ.	CONF.	ADJ CONF.
Average RPI Loss:	168	RECORD	PCT. RANK	GAMES	SCHEDULE	OF SCHEDULE	RPI	RPI	RPI	RPI
DIV. I ONLY	5- 16	292	1- 2	215	205	301	301	14	14	
DIV. I NON-CONF.	3- 7	248	0- 1	319	277	320	320	15	15	
TOTALS	RPI 1-25	RPI 26-50	W-L RECORDS	RPI 51-100	RPI 101-150	RPI 150+				
5- 16	0- 1	0- 0	OVERALL	0- 2	1- 4	4- 9				
4- 7	0- 1	0- 0	HOME	0- 1	1- 2	3- 3				
1- 7	0- 0	0- 0	AWAY	0- 0	0- 2	1- 5				
0- 2	0- 0	0- 0	NEUTRAL	0- 1	0- 0	0- 1				
3- 7	0- 0	0- 0	NON-CONFERENCE	0- 1	0- 3	3- 3				
2- 2	0- 0	0- 0	HOME	0- 0	0- 1	2- 1				
1- 3	0- 0	0- 0	AWAY	0- 0	0- 2	1- 1				
0- 2	0- 0	0- 0	NEUTRAL	0- 1	0- 0	0- 1				
2- 9	0- 1	0- 0	CONFERENCE	0- 1	1- 1	1- 6				
2- 5	0- 1	0- 0	HOME	0- 1	1- 1	1- 2				
0- 4	0- 0	0- 0	AWAY	0- 0	0- 0	0- 4				
0- 0	0- 0	0- 0	NEUTRAL	0- 0	0- 0	0- 0				

RPI 1-25				RPI 26-50				RPI 51-100				RPI 101+ Team's RPI: 301			
RPI	S	Opponent	Score	RPI	S	Opponent	Score	RPI	S	Opponent	Score	RPI	S	Opponent	Score
20	H	Green Bay	45 66					78	N	Saint Louis	65 76	102	H	Bucknell	57 59
								99	H	Wright St.	65 93	109	A	Toledo	53 66
												110	A	Belmont	58 76
												124	H	Youngstown St.	75 68
												144	H	Northern Ky.	51 83
												161	A	Detroit	68 82
												161	H	Detroit	60 66
												175	H	Milwaukee	46 62
												203	A	Oakland	69 79
												203	H	Oakland	88 75
												207	A	Valparaiso	59 66
												220	A	Ill.-Chicago	62 80
												231	H	Bowling Green	69 48
												286	N	UNCG	51 55
												289	A	Niagara	72 73
												306	H	FIU	64 57
												319	H	Evansville	63 72
												332	A	Kent St.	60 49
LAST 12 Division I GAMES:															
286	N	UNCG	51 55	207	A	Valparaiso	59 66								
203	H	Oakland	88 75	124	H	Youngstown St.	75 68								
161	H	Detroit	60 66	175	H	Milwaukee	46 62								
99	H	Wright St.	65 93	20	H	Green Bay	45 66								
144	H	Northern Ky.	51 83	161	A	Detroit	68 82								
220	A	Ill.-Chicago	62 80	203	A	Oakland	69 79								

Non-Div I Games:

Cleveland St.

■ Loss, 
■ Non-Conf, 
■ S Site, 
■ H Home 
■ A Away 
N Neutral

Average RPI Win:	264	WON-LOST	WINNING	LAST 10	STRENGTH OF	OPP. STRENGTH	TEAM	ADJ.	CONF.	ADJ CONF.
Average RPI Loss:	208	RECORD	PCT. RANK	GAMES	SCHEDULE	OF SCHEDULE	RPI	RPI	RPI	RPI
DIV. I ONLY	4- 14	302	2- 8	246	332	300	300	26	26	
DIV. I NON-CONF.	2- 4	234	1- 1	288	248	278	278	28	28	
TOTALS	RPI 1-25	RPI 26-50	W-L RECORDS	RPI 51-100	RPI 101-150	RPI 150+				
4- 14	0- 0	0- 0	OVERALL	0- 1	0- 4	4- 9				
1- 5	0- 0	0- 0	HOME	0- 0	0- 2	1- 3				
3- 6	0- 0	0- 0	AWAY	0- 0	0- 1	3- 5				
0- 3	0- 0	0- 0	NEUTRAL	0- 1	0- 1	0- 1				
2- 4	0- 0	0- 0	NON-CONFERENCE	0- 1	0- 1	2- 2				
1- 0	0- 0	0- 0	HOME	0- 0	0- 0	1- 0				
1- 1	0- 0	0- 0	AWAY	0- 0	0- 0	1- 1				
0- 3	0- 0	0- 0	NEUTRAL	0- 1	0- 1	0- 1				
2- 10	0- 0	0- 0	CONFERENCE	0- 0	0- 3	2- 7				
0- 5	0- 0	0- 0	HOME	0- 0	0- 2	0- 3				
2- 5	0- 0	0- 0	AWAY	0- 0	0- 1	2- 4				
0- 0	0- 0	0- 0	NEUTRAL	0- 0	0- 0	0- 0				

RPI 1-25			RPI 26-50			RPI 51-100			RPI 101+			Team's RPI: 300
RPI	S	Opponent	Score	RPI	S	Opponent	Score	RPI	S	Opponent	Score	
						77 N Hofstra	40 82	101 H Liberty			63 65	
								128 N Wake Forest			52 81	
								143 A UNC Asheville			69 77	
								143 H UNC Asheville			52 63	
								222 A Presbyterian			42 66	
								223 A Gardner-Webb			59 56	
								226 A Radford			45 61	
								226 H Radford			36 49	
								232 A High Point			52 53	
								237 A Clemson			63 47	
								260 N Sacred Heart			62 71	
								277 A Saint Francis (PA)			74 106	
								280 A Campbell			52 73	
								280 H Campbell			70 83	
								294 A Charleston So.			73 62	
								302 H Wofford			83 69	
								317 H Longwood			48 56	
LAST 12 Division I GAMES:												
143 A		UNC Asheville	69 77	232 A		High Point	52 53					
226 H		Radford	36 49	317 H		Longwood	48 56					
280 A		Campbell	52 73	223 A		Gardner-Webb	59 56					
222 A		Presbyterian	42 66	226 A		Radford	45 61					
101 H		Liberty	63 65	302 H		Wofford	83 69					
294 A		Charleston So.	73 62	128 N		Wake Forest	52 81					

Non-Div I Games: Allen 86 45 Warren Wilson 100 49 Mid-Atlantic Christ105 15

Coastal Caro.

Loss, Non-Conf, S Site, H Home A Away N Neutral

Average RPI Win:	231	WON-LOST	WINNING	LAST 10	STRENGTH OF	OPP. STRENGTH	TEAM	ADJ.	CONF.	ADJ CONF.
Average RPI Loss:	99	RECORD	PCT. RANK	GAMES	SCHEDULE	OF SCHEDULE	RPI	RPI	RPI	RPI
DIV. I ONLY	9- 12	208	4- 6	100	168	174	174	13	13	
DIV. I NON-CONF.	5- 6	180	1- 1	96	236	160	160	12	12	
TOTALS	RPI 1-25	RPI 26-50	W-L RECORDS	RPI 51-100	RPI 101-150	RPI 150+				
9- 12	0- 1	0- 0	OVERALL	1- 7	0- 2	8- 2				
6- 5	0- 1	0- 0	HOME	1- 2	0- 0	5- 2				
3- 7	0- 0	0- 0	AWAY	0- 5	0- 2	3- 0				
0- 0	0- 0	0- 0	NEUTRAL	0- 0	0- 0	0- 0				
5- 6	0- 1	0- 0	NON-CONFERENCE	0- 3	0- 2	5- 0				
4- 2	0- 1	0- 0	HOME	0- 1	0- 0	4- 0				
1- 4	0- 0	0- 0	AWAY	0- 2	0- 2	1- 0				
0- 0	0- 0	0- 0	NEUTRAL	0- 0	0- 0	0- 0				
4- 6	0- 0	0- 0	CONFERENCE	1- 4	0- 0	3- 2				
2- 3	0- 0	0- 0	HOME	1- 1	0- 0	1- 2				
2- 3	0- 0	0- 0	AWAY	0- 3	0- 0	2- 0				
0- 0	0- 0	0- 0	NEUTRAL	0- 0	0- 0	0- 0				

RPI 1-25				RPI 26-50				RPI 51-100				RPI 101+ Team's RPI: 174			
RPI	S	Opponent	Score	RPI	S	Opponent	Score	RPI	S	Opponent	Score	RPI	S	Opponent	Score
18	H	Louisville	67 71					53	A	James Madison	61 83	126	A	Mercer	58 66
								57	H	Western Ky.	44 78	129	A	Boise St.	38 61
								71	A	Elon	41 52	188	A	Weber St.	50 42
								77	H	Hofstra	58 62	194	H	Delaware	47 63
								83	A	Drexel	54 66	195	H	Northeastern	49 52
								83	H	Drexel	49 46	198	A	William & Mary	55 51
								90	A	Charlotte	61 89	238	H	Appalachian St.	60 50
								94	A	Virginia Tech	47 81	240	H	Houston	55 48
												241	A	UNCW	64 53
												290	H	Towson	67 55
												294	H	Charleston So.	81 66
												309	H	Winthrop	77 63
LAST 12 Division I GAMES:															
83	H	Drexel	49 46	194	H	Delaware	47 63								
195	H	Northeastern	49 52	77	H	Hofstra	58 62								
290	H	Towson	67 55	53	A	James Madison	61 83								
198	A	William & Mary	55 51	83	A	Drexel	54 66								
71	A	Elon	41 52	126	A	Mercer	58 66								
241	A	UNCW	64 53	309	H	Winthrop	77 63								

Non-Div I Games:

Col. of Charleston

■ Loss, 
 ■ Non-Conf, S Site, 
 ■ Home 
 ■ Away 
 N Neutral

Average RPI Win: <b>305</b>	WON-LOST	WINNING	LAST 10	STRENGTH OF	OPP. STRENGTH	TEAM	ADJ.	CONF.	ADJ CONF.
Average RPI Loss: <b>185</b>	RECORD	PCT. RANK	GAMES	SCHEDULE	OF SCHEDULE	RPI	RPI	RPI	RPI
DIV. I ONLY	4- 17	313	1- 9	254	253	308	308	29	29
DIV. I NON-CONF.	2- 8	290	1- 0	117	182	255	255	29	29
TOTALS	RPI 1-25	RPI 26-50	W-L RECORDS	RPI 51-100	RPI 101-150	RPI 150+			
4- 17	0- 2	0- 1	OVERALL	0- 2	0- 1	4- 11			
1- 9	0- 1	0- 1	HOME	0- 1	0- 1	1- 5			
3- 8	0- 1	0- 0	AWAY	0- 1	0- 0	3- 6			
0- 0	0- 0	0- 0	NEUTRAL	0- 0	0- 0	0- 0			
2- 8	0- 2	0- 1	NON-CONFERENCE	0- 1	0- 0	2- 4			
1- 4	0- 1	0- 1	HOME	0- 1	0- 0	1- 1			
1- 4	0- 1	0- 0	AWAY	0- 0	0- 0	1- 3			
0- 0	0- 0	0- 0	NEUTRAL	0- 0	0- 0	0- 0			
2- 9	0- 0	0- 0	CONFERENCE	0- 1	0- 1	2- 7			
0- 5	0- 0	0- 0	HOME	0- 0	0- 1	0- 4			
2- 4	0- 0	0- 0	AWAY	0- 1	0- 0	2- 3			
0- 0	0- 0	0- 0	NEUTRAL	0- 0	0- 0	0- 0			

RPI 1-25				RPI 26-50				RPI 51-100				RPI 101+ Team's RPI: 308			
RPI	S	Opponent	Score	RPI	S	Opponent	Score	RPI	S	Opponent	Score	RPI	S	Opponent	Score
2	H	UConn	50 <b>94</b>	34	H	St. Bonaventure	38 <b>62</b>	69	A	Army West Point	55 <b>67</b>	102	H	Bucknell	51 <b>71</b>
19	A	DePaul	46 <b>96</b>					89	H	Gonzaga	50 <b>80</b>	163	A	Cornell	60 <b>73</b>
												212	A	Binghamton	56 <b>63</b>
												219	H	Siena	52 50
												254	A	American	56 <b>64</b>
												254	H	American	37 <b>49</b>
												255	H	Loyola Maryland	49 <b>65</b>
												262	A	Navy	41 <b>51</b>
												262	H	Navy	58 <b>62</b>
												271	A	Holy Cross	61 <b>70</b>
												271	H	Holy Cross	71 <b>80</b>
												288	H	Monmouth	80 <b>86</b>
												325	A	LIU Brooklyn	63 53
												326	A	Lafayette	72 59
												332	A	Kent St.	71 <b>76</b>
												348	A	Boston U.	72 63
LAST 12 Division I GAMES:															
262	H	Navy	58 <b>62</b>	69	A	Army West Point	55 <b>67</b>								
271	A	Holy Cross	61 <b>70</b>	262	A	Navy	41 <b>51</b>								
254	A	American	56 <b>64</b>	271	H	Holy Cross	71 <b>80</b>								
255	H	Loyola Maryland	49 <b>65</b>	254	H	American	37 <b>49</b>								
348	A	Boston U.	72 63	219	H	Siena	52 50								
102	H	Bucknell	51 <b>71</b>	326	A	Lafayette	72 59								

Non-Div I Games:

Colgate

■ Loss, 
 ■ Non-Conf, S Site, 
 ■ Home 
 ■ Away 
 N Neutral

Colorado

Through Games Of Feb. 8, 2016

Average RPI Win:	194	WON-LOST	WINNING	LAST 10	STRENGTH OF	OPP. STRENGTH	TEAM	ADJ.	CONF.	ADJ CONF.
Average RPI Loss:	62	RECORD	PCT. RANK	GAMES	SCHEDULE	OF SCHEDULE	RPI	RPI	RPI	RPI
DIV. I ONLY	6- 17	288	1- 9	18	26	181	181	1	1	
DIV. I NON-CONF.	5- 6	180	0- 0	59	178	164	164	1	1	
TOTALS	RPI 1-25	RPI 26-50	W-L RECORDS	RPI 51-100	RPI 101-150	RPI 150+				
6- 17	0- 6	1- 2	OVERALL	0- 6	0- 2	5- 1				
6- 8	0- 3	1- 2	HOME	0- 3	0- 0	5- 0				
0- 9	0- 3	0- 0	AWAY	0- 3	0- 2	0- 1				
0- 0	0- 0	0- 0	NEUTRAL	0- 0	0- 0	0- 0				
5- 6	0- 2	0- 1	NON-CONFERENCE	0- 1	0- 1	5- 1				
5- 2	0- 1	0- 1	HOME	0- 0	0- 0	5- 0				
0- 4	0- 1	0- 0	AWAY	0- 1	0- 1	0- 1				
0- 0	0- 0	0- 0	NEUTRAL	0- 0	0- 0	0- 0				
1- 11	0- 4	1- 1	CONFERENCE	0- 5	0- 1	0- 0				
1- 6	0- 2	1- 1	HOME	0- 3	0- 0	0- 0				
0- 5	0- 2	0- 0	AWAY	0- 2	0- 1	0- 0				
0- 0	0- 0	0- 0	NEUTRAL	0- 0	0- 0	0- 0				

RPI S Opponent Score	RPI S Opponent Score	RPI S Opponent Score	RPI S Opponent Score
6 A Stanford 56 71	26 H Southern California 66 63	61 H Oregon 46 59	104 A Arizona 52 63
7 H Oregon St. 47 61	32 H Missouri 75 79	62 A Colorado St. 63 64	148 A Long Beach St. 42 59
9 H UCLA 64 82	37 H Washington 74 76	67 H Washington St. 66 74	170 H Northern Colo. 63 41
10 A Arizona St. 37 64		68 A Utah 55 71	222 H Presbyterian 72 60
21 H Florida 61 83		68 H Utah 68 76	239 H Massachusetts 90 63
23 A Kentucky 61 86		74 A California 35 64	245 H Loyola Marymount 92 81
			252 A Wyoming 68 77
			259 H Northern Ariz. 90 66
LAST 12 Division I GAMES:			
68 H Utah 68 76	104 A Arizona 52 63		
68 A Utah 55 71	10 A Arizona St. 37 64		
26 H Southern California 66 63	6 A Stanford 56 71		
9 H UCLA 64 82	74 A California 35 64		
7 H Oregon St. 47 61	67 H Washington St. 66 74		
61 H Oregon 46 59	37 H Washington 74 76		

Non-Div I Games:

Colorado

Loss, Non-Conf, S Site, H Home A Away N Neutral



Average RPI Win:	226	WON-LOST	WINNING	LAST 10	STRENGTH OF	OPP. STRENGTH	TEAM	ADJ.	CONF.	ADJ CONF.
Average RPI Loss:	44	RECORD	PCT. RANK	GAMES	SCHEDULE	OF SCHEDULE	RPI	RPI	RPI	RPI
DIV. I ONLY	18- 1	6	10- 0	295	189	62	62	19	19	
DIV. I NON-CONF.	8- 1	23	1- 0	216	183	47	47	20	20	
TOTALS	RPI 1-25	RPI 26-50	W-L RECORDS	RPI 51-100	RPI 101-150	RPI 150+				
18- 1	1- 0	0- 1	OVERALL	0- 0	1- 0	16- 0				
9- 0	1- 0	0- 0	HOME	0- 0	1- 0	7- 0				
8- 1	0- 0	0- 1	AWAY	0- 0	0- 0	8- 0				
1- 0	0- 0	0- 0	NEUTRAL	0- 0	0- 0	1- 0				
8- 1	1- 0	0- 1	NON-CONFERENCE	0- 0	0- 0	7- 0				
4- 0	1- 0	0- 0	HOME	0- 0	0- 0	3- 0				
3- 1	0- 0	0- 1	AWAY	0- 0	0- 0	3- 0				
1- 0	0- 0	0- 0	NEUTRAL	0- 0	0- 0	1- 0				
10- 0	0- 0	0- 0	CONFERENCE	0- 0	1- 0	9- 0				
5- 0	0- 0	0- 0	HOME	0- 0	1- 0	4- 0				
5- 0	0- 0	0- 0	AWAY	0- 0	0- 0	5- 0				
0- 0	0- 0	0- 0	NEUTRAL	0- 0	0- 0	0- 0				

RPI 1-25				RPI 26-50				RPI 51-100 Team's RPI: 62				RPI 101+			
RPI	S	Opponent	Score	RPI	S	Opponent	Score	RPI	S	Opponent	Score	RPI	S	Opponent	Score
12	H	BYU	61 55	44	A	Penn	48 49					129	H	Boise St.	68 64
												170	A	Northern Colo.	62 46
												180	A	UNLV	64 56
												181	H	Colorado	64 63
												209	A	San Jose St.	80 78
												209	H	San Jose St.	76 54
												215	N	Morgan St.	54 36
												218	A	Utah St.	69 49
												225	H	Montana	75 43
												252	H	Wyoming	63 42
												261	A	San Diego St.	60 57
												261	H	San Diego St.	70 54
												262	A	Navy	82 73
												305	A	Denver	74 46
												312	A	Nevada	64 37
												324	H	Incarnate Word	60 37
												343	H	Air Force	71 47
LAST 12 Division I GAMES:															
312	A	Nevada	64 37	261	A	San Diego St.	60 57								
261	H	San Diego St.	70 54	209	H	San Jose St.	76 54								
252	H	Wyoming	63 42	180	A	UNLV	64 56								
209	A	San Jose St.	80 78	129	H	Boise St.	68 64								
343	H	Air Force	71 47	305	A	Denver	74 46								
218	A	Utah St.	69 49	225	H	Montana	75 43								

Non-Div I Games: Okla. Panhandle 90 45 Western St. 84 42

Colorado St.

Average RPI Win:	269	WON-LOST	WINNING	LAST 10	STRENGTH OF	OPP. STRENGTH	TEAM	ADJ.	CONF.	ADJ CONF.
Average RPI Loss:	146	RECORD	PCT. RANK	GAMES	SCHEDULE	OF SCHEDULE	RPI	RPI	RPI	RPI
DIV. I ONLY	11- 9	146	4- 5	289	258	229	229	10	10	
DIV. I NON-CONF.	10- 4	86	4- 1	304	314	169	169	11	11	
TOTALS	RPI 1-25	RPI 26-50	W-L RECORDS	RPI 51-100	RPI 101-150	RPI 150+				
11- 9	0- 1	0- 0	OVERALL	0- 0	1- 4	10- 4				
7- 5	0- 0	0- 0	HOME	0- 0	1- 3	6- 2				
4- 3	0- 1	0- 0	AWAY	0- 0	0- 0	4- 2				
0- 1	0- 0	0- 0	NEUTRAL	0- 0	0- 1	0- 0				
10- 4	0- 1	0- 0	NON-CONFERENCE	0- 0	0- 2	10- 1				
6- 1	0- 0	0- 0	HOME	0- 0	0- 1	6- 0				
4- 2	0- 1	0- 0	AWAY	0- 0	0- 0	4- 1				
0- 1	0- 0	0- 0	NEUTRAL	0- 0	0- 1	0- 0				
1- 5	0- 0	0- 0	CONFERENCE	0- 0	1- 2	0- 3				
1- 4	0- 0	0- 0	HOME	0- 0	1- 2	0- 2				
0- 1	0- 0	0- 0	AWAY	0- 0	0- 0	0- 1				
0- 0	0- 0	0- 0	NEUTRAL	0- 0	0- 0	0- 0				

RPI 1-25			RPI 26-50			RPI 51-100			RPI 101+ Team's RPI: 229		
RPI	S	Opponent	Score	RPI	S	Opponent	Score	RPI	S	Opponent	Score
10	A	Arizona St.	49 70					108	H	Yale	77 71
								109	N	Toledo	75 88
								112	H	Stony Brook	71 79
								142	H	Harvard	66 69
								146	H	Brown	63 73
								163	A	Cornell	73 84
								163	H	Cornell	59 66
								186	A	UMBC	70 68
								196	A	Rhode Island	56 57
								212	H	Binghamton	71 64
								255	H	Loyola Maryland	63 53
								269	H	Dartmouth	73 76
								277	H	Saint Francis (PA)	82 78
								287	H	Vermont	73 56
								311	A	Fairleigh Dickinson	87 83
								316	A	UMass Lowell	67 57
								325	A	LIU Brooklyn	84 74
								341	H	NJIT	72 52
								342	H	Wagner	67 48
LAST 12 Division I GAMES:											
146	H	Brown	63 73	341	H	NJIT	72 52				
108	H	Yale	77 71	311	A	Fairleigh Dickinson	87 83				
142	H	Harvard	66 69	342	H	Wagner	67 48				
269	H	Dartmouth	73 76	325	A	LIU Brooklyn	84 74				
163	A	Cornell	73 84	196	A	Rhode Island	56 57				
163	H	Cornell	59 66	212	H	Binghamton	71 64				

Non-Div I Games: Central Penn 102 18

Columbia

■ Loss, 
 ■ Non-Conf, S Site, 
 ■ Home 
 ■ Away 
 N Neutral

Average RPI Win:	317	WON-LOST	WINNING	LAST 10	STRENGTH OF	OPP. STRENGTH	TEAM	ADJ.	CONF.	ADJ CONF.
Average RPI Loss:	153	RECORD	PCT. RANK	GAMES	SCHEDULE	OF SCHEDULE	RPI	RPI	RPI	RPI
DIV. I ONLY	7- 13	249	4- 5	247	282	253	253	30	30	
DIV. I NON-CONF.	3- 8	258	1- 1	89	132	190	190	30	30	
TOTALS	RPI 1-25	RPI 26-50	W-L RECORDS	RPI 51-100	RPI 101-150	RPI 150+				
7- 13	0- 0	0- 3	OVERALL	0- 4	0- 0	7- 6				
4- 1	0- 0	0- 0	HOME	0- 0	0- 0	4- 1				
2- 11	0- 0	0- 3	AWAY	0- 3	0- 0	2- 5				
1- 1	0- 0	0- 0	NEUTRAL	0- 1	0- 0	1- 0				
3- 8	0- 0	0- 3	NON-CONFERENCE	0- 4	0- 0	3- 1				
1- 1	0- 0	0- 0	HOME	0- 0	0- 0	1- 1				
1- 6	0- 0	0- 3	AWAY	0- 3	0- 0	1- 0				
1- 1	0- 0	0- 0	NEUTRAL	0- 1	0- 0	1- 0				
4- 5	0- 0	0- 0	CONFERENCE	0- 0	0- 0	4- 5				
3- 0	0- 0	0- 0	HOME	0- 0	0- 0	3- 0				
1- 5	0- 0	0- 0	AWAY	0- 0	0- 0	1- 5				
0- 0	0- 0	0- 0	NEUTRAL	0- 0	0- 0	0- 0				

RPI	S	Opponent	Score	RPI	S	Opponent	Score	RPI	S	Opponent	Score	RPI	S	Opponent	Score	Team's RPI: 253
27	A	Syracuse	56 88	55	N	Auburn	54 69	186	H	UMBC	61 68	215	A	Morgan St.	51 72	
36	A	West Virginia	64 96	94	A	Virginia	40 75	248	A	Bethune-Cookman	56 69	274	H	N.C. A&T	65 59	
38	A	Miami (FL)	59 78	94	A	Virginia Tech	39 72	290	A	Towson	81 69	293	A	Savannah St.	55 57	
				97	A	VCU	42 73	295	A	Florida A&M	73 79	313	A	South Carolina St.	63 67	
								320	H	UMES	61 54	326	N	Lafayette	64 57	
								327	A	Howard	83 67	337	H	Mt. St. Mary's	66 55	
								346	H	Norfolk St.	69 44					
LAST 12 Division I GAMES:																
293	A	Savannah St.	55 57	248	A	Bethune-Cookman	56 69									
313	A	South Carolina St.	63 67	327	A	Howard	83 67									
215	A	Morgan St.	51 72	346	H	Norfolk St.	69 44									
320	H	UMES	61 54	326	N	Lafayette	64 57									
274	H	N.C. A&T	65 59	94	A	Virginia	40 75									
295	A	Florida A&M	73 79	55	N	Auburn	54 69									

Non-Div I Games: Bowie St.

63 64

Coppin St.

Average RPI Win: <b>241</b>	WON-LOST	WINNING	LAST 10	STRENGTH OF	OPP. STRENGTH	TEAM	ADJ.	CONF.	ADJ CONF.
Average RPI Loss: <b>154</b>	RECORD	PCT. RANK	GAMES	SCHEDULE	OF SCHEDULE	RPI	RPI	RPI	RPI
DIV. I ONLY	13- 7	96	8- 2	261	232	163	163	10	10
DIV. I NON-CONF.	8- 6	136	4- 2	292	285	201	201	11	11
-----									
TOTALS	RPI 1-25	RPI 26-50	W-L RECORDS	RPI 51-100	RPI 101-150	RPI 150+			
13- 7	0- 1	0- 0	OVERALL	0- 0	2- 4	11- 2			
10- 2	0- 0	0- 0	HOME	0- 0	2- 2	8- 0			
3- 5	0- 1	0- 0	AWAY	0- 0	0- 2	3- 2			
0- 0	0- 0	0- 0	NEUTRAL	0- 0	0- 0	0- 0			
8- 6	0- 1	0- 0	NON-CONFERENCE	0- 0	0- 3	8- 2			
6- 1	0- 0	0- 0	HOME	0- 0	0- 1	6- 0			
2- 5	0- 1	0- 0	AWAY	0- 0	0- 2	2- 2			
0- 0	0- 0	0- 0	NEUTRAL	0- 0	0- 0	0- 0			
5- 1	0- 0	0- 0	CONFERENCE	0- 0	2- 1	3- 0			
4- 1	0- 0	0- 0	HOME	0- 0	2- 1	2- 0			
1- 0	0- 0	0- 0	AWAY	0- 0	0- 0	1- 0			
0- 0	0- 0	0- 0	NEUTRAL	0- 0	0- 0	0- 0			

RPI 1-25				RPI 26-50				RPI 51-100				RPI 101+ Team's RPI: 163			
RPI	S	Opponent	Score	RPI	S	Opponent	Score	RPI	S	Opponent	Score	RPI	S	Opponent	Score
6	A	Stanford	38 <b>93</b>									108	H	Yale	74 63
												112	H	Stony Brook	49 <b>58</b>
												133	A	Buffalo	41 <b>59</b>
												134	A	Marshall	47 <b>73</b>
												142	H	Harvard	56 <b>65</b>
												146	H	Brown	85 70
												211	A	Bryant	70 62
												212	H	Binghamton	64 57
												213	H	Fairfield	59 35
												221	A	Hartford	50 <b>53</b>
												229	A	Columbia	66 59
												229	H	Columbia	84 73
												269	H	Dartmouth	71 58
												277	H	Saint Francis (PA)	75 69
												290	H	Towson	88 60
												304	H	Delaware St.	71 62
												308	H	Colgate	73 60
												327	A	Howard	74 <b>76</b>
												340	A	Cal St. Fullerton	59 47
LAST 12 Division I GAMES:															
108	H	Yale	74 63	304	H	Delaware St.	71 62								
146	H	Brown	85 70	327	A	Howard	74 <b>76</b>								
269	H	Dartmouth	71 58	212	H	Binghamton	64 57								
142	H	Harvard	56 <b>65</b>	340	A	Cal St. Fullerton	59 47								
229	H	Columbia	84 73	6	A	Stanford	38 <b>93</b>								
229	A	Columbia	66 59	213	H	Fairfield	59 35								

Non-Div I Games:

Cornell

## Creighton

Through Games Of Feb. 8, 2016

Average RPI Win:	176	WON-LOST	WINNING	LAST 10	STRENGTH OF	OPP. STRENGTH	TEAM	ADJ.	CONF.	ADJ CONF.
Average RPI Loss:	83	RECORD	PCT. RANK	GAMES	SCHEDULE	OF SCHEDULE	RPI	RPI	RPI	RPI
DIV. I ONLY	12- 13	181	6- 4	71	84	115	115	6	6	
DIV. I NON-CONF.	6- 6	160	0- 0	114	112	129	129	6	6	
TOTALS	RPI 1-25	RPI 26-50	W-L RECORDS	RPI 51-100	RPI 101-150	RPI 150+				
12- 13	0- 1	0- 2	OVERALL	2- 6	2- 3	8- 1				
7- 4	0- 0	0- 2	HOME	1- 1	2- 1	4- 0				
3- 8	0- 1	0- 0	AWAY	1- 4	0- 2	2- 1				
2- 1	0- 0	0- 0	NEUTRAL	0- 1	0- 0	2- 0				
6- 6	0- 0	0- 0	NON-CONFERENCE	0- 5	1- 0	5- 1				
3- 1	0- 0	0- 0	HOME	0- 1	1- 0	2- 0				
1- 4	0- 0	0- 0	AWAY	0- 3	0- 0	1- 1				
2- 1	0- 0	0- 0	NEUTRAL	0- 1	0- 0	2- 0				
6- 7	0- 1	0- 2	CONFERENCE	2- 1	1- 3	3- 0				
4- 3	0- 0	0- 2	HOME	1- 0	1- 1	2- 0				
2- 4	0- 1	0- 0	AWAY	1- 1	0- 2	1- 0				
0- 0	0- 0	0- 0	NEUTRAL	0- 0	0- 0	0- 0				

RPI 1-25				RPI 26-50				RPI 51-100				RPI 101+ Team's RPI: 115			
RPI	S	Opponent	Score	RPI	S	Opponent	Score	RPI	S	Opponent	Score	RPI	S	Opponent	Score
19	A	DePaul	63 81	29	H	Seton Hall	82 86	59	H	South Dakota St.	51 53	105	A	Georgetown	57 69
				33	H	St. John's (NY)	55 66	64	A	Villanova	65 62	105	H	Georgetown	44 57
								64	H	Villanova	53 48	132	H	UNI	69 61
								68	A	Utah	58 74	135	A	Xavier	55 57
								73	A	Nebraska	63 65	135	H	Xavier	74 47
								84	A	Marquette	72 79	164	N	East Carolina	91 66
								85	N	Northwestern	52 75	183	N	Eastern Wash.	66 60
								98	A	Drake	72 81	185	H	Marist	89 46
												190	A	Butler	52 42
												190	H	Butler	77 49
												191	A	Kansas	54 67
												250	H	Providence	72 48
												264	A	Omaha	69 46
												291	H	Wichita St.	79 54
LAST 12 Division I GAMES:															
135	A	Xavier	55 57	250	H	Providence	72 48								
190	A	Butler	52 42	190	H	Butler	77 49								
105	H	Georgetown	44 57	135	H	Xavier	74 47								
64	H	Villanova	53 48	64	A	Villanova	65 62								
84	A	Marquette	72 79	105	A	Georgetown	57 69								
19	A	DePaul	63 81	29	H	Seton Hall	82 86								

Non-Div I Games:

Creighton

■ Loss, 
 ■ Non-Conf, 
 ■ S Site, 
 ■ H Home 
 ■ A Away 
 N Neutral

Average RPI Win: <b>263</b>	WON-LOST	WINNING	LAST 10	STRENGTH OF	OPP. STRENGTH	TEAM	ADJ.	CONF.	ADJ CONF.
Average RPI Loss: <b>160</b>	RECORD	PCT. RANK	GAMES	SCHEDULE	OF SCHEDULE	RPI	RPI	RPI	RPI
DIV. I ONLY	7- 15	265	5- 5	241	233	269	269	10	10
DIV. I NON-CONF.	5- 11	244	3- 3	310	302	308	308	11	11
TOTALS	RPI 1-25	RPI 26-50	W-L RECORDS	RPI 51-100	RPI 101-150	RPI 150+			
7- 15	0- 1	0- 2	OVERALL	0- 2	1- 1	6- 9			
2- 8	0- 0	0- 2	HOME	0- 1	0- 1	2- 4			
5- 5	0- 1	0- 0	AWAY	0- 1	1- 0	4- 3			
0- 2	0- 0	0- 0	NEUTRAL	0- 0	0- 0	0- 2			
5- 11	0- 1	0- 0	NON-CONFERENCE	0- 2	0- 0	5- 8			
2- 5	0- 0	0- 0	HOME	0- 1	0- 0	2- 4			
3- 4	0- 1	0- 0	AWAY	0- 1	0- 0	3- 2			
0- 2	0- 0	0- 0	NEUTRAL	0- 0	0- 0	0- 2			
2- 4	0- 0	0- 2	CONFERENCE	0- 0	1- 1	1- 1			
0- 3	0- 0	0- 2	HOME	0- 0	0- 1	0- 0			
2- 1	0- 0	0- 0	AWAY	0- 0	1- 0	1- 1			
0- 0	0- 0	0- 0	NEUTRAL	0- 0	0- 0	0- 0			

RPI 1-25				RPI 26-50				RPI 51-100				RPI 101+ Team's RPI: 269			
RPI	S	Opponent	Score	RPI	S	Opponent	Score	RPI	S	Opponent	Score	RPI	S	Opponent	Score
18	A	Louisville	52 <b>94</b>	44	H	Penn	41 <b>56</b>	83	A	Drexel	53 <b>69</b>	142	A	Harvard	70 64
				46	H	Princeton	48 <b>85</b>	88	H	Maine	41 <b>59</b>	142	H	Harvard	43 <b>56</b>
												163	A	Cornell	58 <b>71</b>
												168	N	Jacksonville	44 <b>51</b>
												172	N	McNeese St.	56 <b>78</b>
												196	H	Rhode Island	41 <b>57</b>
												203	A	Oakland	60 <b>78</b>
												221	A	Hartford	43 36
												229	A	Columbia	76 73
												254	H	American	41 <b>45</b>
												265	H	New Hampshire	57 <b>61</b>
												271	A	Holy Cross	60 54
												276	A	Central Conn. St.	55 <b>59</b>
												287	H	Vermont	54 <b>56</b>
												289	H	Niagara	60 47
												341	A	NJIT	46 39
												348	H	Boston U.	72 52
LAST 12 Division I GAMES:															
				44	H	Penn	41 <b>56</b>	341	A	NJIT	46 39				
				46	H	Princeton	48 <b>85</b>	276	A	Central Conn. St.	55 <b>59</b>				
				163	A	Cornell	58 <b>71</b>	271	A	Holy Cross	60 54				
				229	A	Columbia	76 73	289	H	Niagara	60 47				
				142	A	Harvard	70 64	254	H	American	41 <b>45</b>				
				142	H	Harvard	43 <b>56</b>	18	A	Louisville	52 <b>94</b>				

Non-Div I Games:

Dartmouth

■ Loss, 
 ■ Non-Conf, S Site, 
 ■ Home 
 ■ Away 
 N Neutral

Average RPI Win:	224	WON-LOST	WINNING	LAST 10	STRENGTH OF	OPP. STRENGTH	TEAM	ADJ.	CONF.	ADJ CONF.
Average RPI Loss:	90	RECORD	PCT. RANK	GAMES	SCHEDULE	OF SCHEDULE	RPI	RPI	RPI	RPI
DIV. I ONLY	10- 14	221	4- 6	101	110	165	165	7	7	
DIV. I NON-CONF.	6- 7	176	0- 1	220	147	185	185	8	8	
TOTALS	RPI 1-25	RPI 26-50	W-L RECORDS	RPI 51-100	RPI 101-150	RPI 150+				
10- 14	0- 2	0- 4	OVERALL	1- 3	0- 2	9- 3				
4- 7	0- 2	0- 2	HOME	0- 2	0- 1	4- 0				
5- 7	0- 0	0- 2	AWAY	1- 1	0- 1	4- 3				
1- 0	0- 0	0- 0	NEUTRAL	0- 0	0- 0	1- 0				
6- 7	0- 1	0- 1	NON-CONFERENCE	0- 2	0- 2	6- 1				
2- 3	0- 1	0- 0	HOME	0- 1	0- 1	2- 0				
3- 4	0- 0	0- 1	AWAY	0- 1	0- 1	3- 1				
1- 0	0- 0	0- 0	NEUTRAL	0- 0	0- 0	1- 0				
4- 7	0- 1	0- 3	CONFERENCE	1- 1	0- 0	3- 2				
2- 4	0- 1	0- 2	HOME	0- 1	0- 0	2- 0				
2- 3	0- 0	0- 1	AWAY	1- 0	0- 0	1- 2				
0- 0	0- 0	0- 0	NEUTRAL	0- 0	0- 0	0- 0				

RPI 1-25				RPI 26-50				RPI 51-100				RPI 101+ Team's RPI: 165			
RPI	S	Opponent	Score	RPI	S	Opponent	Score	RPI	S	Opponent	Score	RPI	S	Opponent	Score
13	H	Michigan St.	44 73	34	H	St. Bonaventure	47 59	53	A	James Madison	45 87	128	A	Wake Forest	58 77
24	H	Duquesne	62 77	35	H	George Washington	60 79	78	H	Saint Louis	50 79	147	H	ETSU	58 65
				40	A	North Carolina St.	42 58	90	H	Charlotte	88 99	152	A	Fordham	40 51
				45	A	Dayton	66 77	97	A	VCU	56 50	152	H	Fordham	69 51
												177	H	George Mason	68 63
												196	A	Rhode Island	62 78
												216	A	Furman	69 51
												226	A	Radford	68 79
												231	N	Bowling Green	60 56
												232	A	High Point	62 60
												241	A	UNCW	77 50
												278	A	La Salle	66 58
												298	H	Western Caro.	64 51
												313	H	South Carolina St.	63 51
LAST 12 Division I GAMES:															
24	H	Duquesne	62 77	97	A	VCU	56 50	34	H	St. Bonaventure	47 59				
177	H	George Mason	68 63	78	H	Saint Louis	50 79	278	A	La Salle	66 58				
45	A	Dayton	66 77	152	A	Fordham	40 51	53	A	James Madison	45 87				
35	H	George Washington	60 79												
196	A	Rhode Island	62 78												
152	H	Fordham	69 51												

Non-Div I Games:

Davidson

■ Loss, 
■ Non-Conf, 
■ S Site, 
■ H Home 
■ A Away 
N Neutral

Average RPI Win:	126	WON-LOST	WINNING	LAST 10	STRENGTH OF	OPP. STRENGTH	TEAM	ADJ.	CONF.	ADJ CONF.
Average RPI Loss:	48	RECORD	PCT. RANK	GAMES	SCHEDULE	OF SCHEDULE	RPI	RPI	RPI	RPI
DIV. I ONLY	12- 9	128	5- 5	6	49	45	45	7	7	
DIV. I NON-CONF.	7- 4	110	1- 1	7	4	18	18	8	8	
TOTALS	RPI 1-25	RPI 26-50	W-L RECORDS	RPI 51-100	RPI 101-150	RPI 150+				
12- 9	1- 3	1- 3	OVERALL	3- 3	3- 0	4- 0				
5- 4	0- 0	1- 2	HOME	1- 2	2- 0	1- 0				
5- 4	0- 2	0- 1	AWAY	1- 1	1- 0	3- 0				
2- 1	1- 1	0- 0	NEUTRAL	1- 0	0- 0	0- 0				
7- 4	1- 2	1- 1	NON-CONFERENCE	2- 1	3- 0	0- 0				
4- 1	0- 0	1- 0	HOME	1- 1	2- 0	0- 0				
1- 2	0- 1	0- 1	AWAY	0- 0	1- 0	0- 0				
2- 1	1- 1	0- 0	NEUTRAL	1- 0	0- 0	0- 0				
5- 5	0- 1	0- 2	CONFERENCE	1- 2	0- 0	4- 0				
1- 3	0- 0	0- 2	HOME	0- 1	0- 0	1- 0				
4- 2	0- 1	0- 0	AWAY	1- 1	0- 0	3- 0				
0- 0	0- 0	0- 0	NEUTRAL	0- 0	0- 0	0- 0				

RPI 1-25				RPI 26-50				Team's RPI: 45				RPI 51-100				RPI 101+			
RPI	S	Opponent	Score	RPI	S	Opponent	Score	RPI	S	Opponent	Score	RPI	S	Opponent	Score	RPI	S	Opponent	Score
6	N	Stanford	66 74	34	H	St. Bonaventure	54 59	58	H	Vanderbilt	81 56	108	H	Yale	81 75				
18	N	Louisville	79 66	35	H	George Washington	61 62	78	A	Saint Louis	56 70	109	A	Toledo	83 57				
20	A	Green Bay	52 68	46	H	Princeton	85 81	88	N	Maine	58 37	141	H	Wisconsin	87 64				
24	A	Duquesne	58 89	47	A	Purdue	58 61	89	H	Gonzaga	47 57	165	H	Davidson	77 66				
								96	A	Saint Joseph's	71 61	196	A	Rhode Island	67 53				
								97	H	VCU	72 74	204	A	Richmond	60 48				
												278	A	La Salle	67 51				
LAST 12 Division I GAMES:																			
196	A	Rhode Island	67 53	97	H	VCU	72 74	35	H	George Washington	61 62	204	A	Richmond	60 48				
165	H	Davidson	77 66	278	A	La Salle	67 51	24	A	Duquesne	58 89	20	A	Green Bay	52 68				
96	A	Saint Joseph's	71 61	34	H	St. Bonaventure	54 59	46	H	Princeton	85 81								
78	A	Saint Louis	56 70																

Non-Div I Games:

Dayton

■ Loss, 
 ■ Non-Conf, 
 ■ S Site, 
 ■ H Home 
 ■ A Away 
 N Neutral




















































Average RPI Win: 127		WON-LOST	WINNING	LAST 10	STRENGTH OF		OPP. STRENGTH	TEAM	ADJ.	CONF.	ADJ CONF.
Average RPI Loss: 45		RECORD	PCT. RANK	GAMES	SCHEDULE		OF SCHEDULE	RPI	RPI	RPI	RPI
DIV. I ONLY		19- 7	58	3- 2	10		53	19	19	6	6
DIV. I NON-CONF.		8- 5	119	0- 1	11		39	41	41	6	6
<hr/>											
TOTALS	RPI 1-25	RPI 26-50		W-L RECORDS		RPI 51-100		RPI 101-150		RPI 150+	
19- 7	1- 3	5- 1		OVERALL		3- 2		5- 0		5- 1	
11- 4	0- 1	3- 1		HOME		1- 1		3- 0		4- 1	
8- 3	1- 2	2- 0		AWAY		2- 1		2- 0		1- 0	
0- 0	0- 0	0- 0		NEUTRAL		0- 0		0- 0		0- 0	
<hr/>											
8- 5	1- 3	2- 0		NON-CONFERENCE		1- 1		1- 0		3- 1	
6- 2	0- 1	2- 0		HOME		0- 0		1- 0		3- 1	
2- 3	1- 2	0- 0		AWAY		1- 1		0- 0		0- 0	
0- 0	0- 0	0- 0		NEUTRAL		0- 0		0- 0		0- 0	
<hr/>											
11- 2	0- 0	3- 1		CONFERENCE		2- 1		4- 0		2- 0	
5- 2	0- 0	1- 1		HOME		1- 1		2- 0		1- 0	
6- 0	0- 0	2- 0		AWAY		1- 0		2- 0		1- 0	
0- 0	0- 0	0- 0		NEUTRAL		0- 0		0- 0		0- 0	

RPI 1-25				Team's RPI: 19				RPI 26-50				RPI 51-100				RPI 101+			
RPI	S	Opponent	Score		RPI	S	Opponent	Score		RPI	S	Opponent	Score		RPI	S	Opponent	Score	
1	A	Notre Dame	90 95		29	A	Seton Hall	86 74		59	A	South Dakota St.	79 88		105	A	Georgetown	80 66	
2	H	UConn	70 86		29	H	Seton Hall	74 83		64	A	Villanova	75 47		105	H	Georgetown	75 53	
4	A	Baylor	72 86		33	A	St. John's (NY)	71 61		64	H	Villanova	60 64		115	H	Creighton	81 63	
17	A	Texas A&M	80 66		33	H	St. John's (NY)	77 71		84	H	Marquette	91 86		135	A	Xavier	70 53	
					34	H	St. Bonaventure	77 54		85	A	Northwestern	77 64		139	H	Southern Ill.	105 61	
					41	H	Indiana	84 69							154	H	Loyola Chicago	75 88	
															190	A	Butler	61 54	
															250	H	Providence	96 50	
															308	H	Colgate	96 46	
															315	H	Illinois St.	89 41	
															339	H	Chicago St.	88 42	
LAST 12 Division I GAMES:																			
4	A	Baylor	72 86		115	H	Creighton	81 63											
105	A	Georgetown	80 66		135	A	Xavier	70 53											
64	A	Villanova	75 47		190	A	Butler	61 54											
33	H	St. John's (NY)	77 71		64	H	Villanova	60 64											
29	H	Seton Hall	74 83		105	H	Georgetown	75 53											
250	H	Providence	96 50		29	A	Seton Hall	86 74											

Non-Div I Games:





DePaul

Average RPI Win:	<b>242</b>	WON-LOST	WINNING	LAST 10	STRENGTH OF	OPP. STRENGTH	TEAM	ADJ.	CONF.	ADJ CONF.
Average RPI Loss:	<b>113</b>	RECORD	PCT. RANK	GAMES	SCHEDULE	OF SCHEDULE	RPI	RPI	RPI	RPI
DIV. I ONLY	<b>11- 11</b>	<b>167</b>	<b>6- 4</b>	<b>251</b>	<b>135</b>	<b>194</b>	<b>194</b>	<b>13</b>	<b>13</b>	
DIV. I NON-CONF.	<b>5- 6</b>	<b>180</b>	<b>0- 1</b>	<b>291</b>	<b>189</b>	<b>221</b>	<b>221</b>	<b>12</b>	<b>12</b>	
TOTALS	RPI 1-25	RPI 26-50	W-L RECORDS	RPI 51-100	RPI 101-150	RPI 150+				
11- 11	0- 0	0- 0	OVERALL	0- 5	0- 3	11- 3				
6- 3	0- 0	0- 0	HOME	0- 2	0- 0	6- 1				
4- 7	0- 0	0- 0	AWAY	0- 3	0- 2	4- 2				
1- 1	0- 0	0- 0	NEUTRAL	0- 0	0- 1	1- 0				
5- 6	0- 0	0- 0	NON-CONFERENCE	0- 0	0- 3	5- 3				
2- 1	0- 0	0- 0	HOME	0- 0	0- 0	2- 1				
2- 4	0- 0	0- 0	AWAY	0- 0	0- 2	2- 2				
1- 1	0- 0	0- 0	NEUTRAL	0- 0	0- 1	1- 0				
6- 5	0- 0	0- 0	CONFERENCE	0- 5	0- 0	6- 0				
4- 2	0- 0	0- 0	HOME	0- 2	0- 0	4- 0				
2- 3	0- 0	0- 0	AWAY	0- 3	0- 0	2- 0				
0- 0	0- 0	0- 0	NEUTRAL	0- 0	0- 0	0- 0				

RPI 1-25			RPI 26-50			RPI 51-100			RPI 101+			Team's RPI: 194
RPI	S	Opponent	Score	RPI	S	Opponent	Score	RPI	S	Opponent	Score	
						53  James Madison	55  75	102  Bucknell	51  80			
						71  Elon	64  66	105  Georgetown	50  61			
						77  Hofstra	49  58	141 N Wisconsin	52  54			
						83  Drexel	43  47	152  Fordham	55 48			
						83  Drexel	53  54	164  East Carolina	58  68			
								174  Col. of Charleston	63 47			
								177  George Mason	83  90			
								184  Robert Morris	50  53			
								185  Marist	56 50			
								195  Northeastern	59 52			
								198  William & Mary	67 63			
								241  UNCW	67 59			
								287  Vermont	71 60			
								290  Towson	66 62			
								290  Towson	69 64			
								321 N North Dakota St.	62 50			
								326  Lafayette	67 47			
LAST 12 Division I GAMES:												
						71  Elon	64  66	290  Towson	69 64			
						290  Towson	66 62	174  Col. of Charleston	63 47			
						83  Drexel	43  47	195  Northeastern	59 52			
						53  James Madison	55  75	241  UNCW	67 59			
						198  William & Mary	67 63	77  Hofstra	49  58			
						83  Drexel	53  54	184  Robert Morris	50  53			

Non-Div I Games:

Delaware

 Loss, 
  Non-Conf, S Site, 
  Home 
  Away 
 N Neutral

Average RPI Win:	311	WON-LOST	WINNING	LAST 10	STRENGTH OF	OPP. STRENGTH	TEAM	ADJ.	CONF.	ADJ CONF.
Average RPI Loss:	192	RECORD	PCT. RANK	GAMES	SCHEDULE	OF SCHEDULE	RPI	RPI	RPI	RPI
DIV. I ONLY	7- 15	265	4- 6	288	338	304	304	30	30	
DIV. I NON-CONF.	3- 10	277	1- 2	206	288	290	290	30	30	
TOTALS	RPI 1-25	RPI 26-50	W-L RECORDS	RPI 51-100	RPI 101-150	RPI 150+				
7- 15	0- 0	0- 1	OVERALL	0- 2	0- 1	7- 11				
5- 5	0- 0	0- 0	HOME	0- 1	0- 0	5- 4				
1- 10	0- 0	0- 1	AWAY	0- 1	0- 1	1- 7				
1- 0	0- 0	0- 0	NEUTRAL	0- 0	0- 0	1- 0				
3- 10	0- 0	0- 1	NON-CONFERENCE	0- 2	0- 1	3- 6				
2- 4	0- 0	0- 0	HOME	0- 1	0- 0	2- 3				
0- 6	0- 0	0- 1	AWAY	0- 1	0- 1	0- 3				
1- 0	0- 0	0- 0	NEUTRAL	0- 0	0- 0	1- 0				
4- 5	0- 0	0- 0	CONFERENCE	0- 0	0- 0	4- 5				
3- 1	0- 0	0- 0	HOME	0- 0	0- 0	3- 1				
1- 4	0- 0	0- 0	AWAY	0- 0	0- 0	1- 4				
0- 0	0- 0	0- 0	NEUTRAL	0- 0	0- 0	0- 0				

RPI S	Opponent	Score	RPI S	Opponent	Score	RPI S	Opponent	Score	RPI S	Opponent	Score	Team's RPI: 304
36	A West Virginia	34 77	60	A Temple	59 100	145	A Pittsburgh	43 77				
			77	H Hofstra	49 66	152	A Fordham	58 74				
						162	A Fla. Atlantic	55 83				
						163	A Cornell	62 71				
						198	H William & Mary	59 65				
						202	H Lehigh	49 83				
						215	A Morgan St.	49 56				
						238	N Appalachian St.	76 69				
						248	A Bethune-Cookman	35 66				
						274	H N.C. A&T	64 84				
						293	A Savannah St.	67 59				
						295	A Florida A&M	56 86				
						313	A South Carolina St.	48 61				
						313	H South Carolina St.	79 61				
						317	H Longwood	88 63				
						327	H Howard	87 86				
						337	H Mt. St. Mary's	41 54				
						342	H Wagner	66 44				
						349	H N.C. Central	66 56				
LAST 12 Division I GAMES:												
295	A Florida A&M	56 86	313	A South Carolina St.	48 61							
248	A Bethune-Cookman	35 66	327	H Howard	87 86							
313	H South Carolina St.	79 61	215	A Morgan St.	49 56							
274	H N.C. A&T	64 84	163	A Cornell	62 71							
349	H N.C. Central	66 56	77	H Hofstra	49 66							
293	A Savannah St.	67 59	317	H Longwood	88 63							

Non-Div I Games:

Delaware St.

■ Loss, 
■ Non-Conf, 
■ S Site, 
■ H Home 
■ A Away 
N Neutral

Average RPI Win:	293	WON-LOST	WINNING	LAST 10	STRENGTH OF	OPP. STRENGTH	TEAM	ADJ.	CONF.	ADJ CONF.
Average RPI Loss:	175	RECORD	PCT. RANK	GAMES	SCHEDULE	OF SCHEDULE	RPI	RPI	RPI	RPI
DIV. I ONLY	4- 20	325	2- 8	181	283	305	305	18	18	
DIV. I NON-CONF.	2- 11	306	0- 1	174	320	286	286	19	19	
TOTALS	RPI 1-25	RPI 26-50	W-L RECORDS	RPI 51-100	RPI 101-150	RPI 150+				
4- 20	0- 1	0- 0	OVERALL	0- 4	0- 2	4- 13				
2- 9	0- 0	0- 0	HOME	0- 3	0- 1	2- 5				
2- 9	0- 0	0- 0	AWAY	0- 0	0- 0	2- 1				
0- 2	0- 1	0- 0	NEUTRAL	0- 0	0- 0	0- 1				
2- 11	0- 1	0- 0	NON-CONFERENCE	0- 1	0- 1	2- 8				
0- 6	0- 0	0- 0	HOME	0- 1	0- 1	0- 4				
2- 3	0- 0	0- 0	AWAY	0- 0	0- 0	2- 3				
0- 2	0- 1	0- 0	NEUTRAL	0- 0	0- 0	0- 1				
2- 9	0- 0	0- 0	CONFERENCE	0- 3	0- 1	2- 5				
2- 3	0- 0	0- 0	HOME	0- 2	0- 0	2- 1				
0- 6	0- 0	0- 0	AWAY	0- 1	0- 1	0- 4				
0- 0	0- 0	0- 0	NEUTRAL	0- 0	0- 0	0- 0				

RPI S	Opponent	Score	RPI S	Opponent	Score	RPI S	Opponent	Score	RPI S	Opponent	Score	Team's RPI: 305
1 N	Notre Dame	52 94				59 H	South Dakota St.	39 76	114 A	IUPUI	75 81	
						62 H	Colorado St.	46 74	148 H	Long Beach St.	41 48	
						81 A	South Dakota	60 85	158 A	Oral Roberts	33 65	
						81 H	South Dakota	33 79	158 H	Oral Roberts	56 59	
									166 N	Louisiana Tech	53 58	
									170 H	Northern Colo.	51 60	
									175 A	Milwaukee	56 49	
									188 H	Weber St.	49 61	
									220 H	Ill.-Chicago	46 56	
									227 A	Western Ill.	60 63	
									249 A	Seattle	51 59	
									252 H	Wyoming	64 75	
									264 A	Omaha	55 67	
									268 A	Pepperdine	60 64	
									307 A	UMKC	58 68	
									321 H	North Dakota St.	64 53	
									333 A	IPFW	49 61	
									333 H	IPFW	53 50	
									343 A	Air Force	57 48	
LAST 12 Division I GAMES:												
158 H	Oral Roberts	56 59	227 A	Western Ill.	60 63							
81 H	South Dakota	33 79	333 H	IPFW	53 50							
333 A	IPFW	49 61	321 H	North Dakota St.	64 53							
114 A	IUPUI	75 81	81 A	South Dakota	60 85							
158 A	Oral Roberts	33 65	59 H	South Dakota St.	39 76							
264 A	Omaha	55 67	148 H	Long Beach St.	41 48							

Non-Div I Games:

Denver

■ Loss, 
■ Non-Conf, 
■ S Site, 
■ H Home 
■ A Away 
N Neutral

Average RPI Win: <b>230</b>	WON-LOST	WINNING	LAST 10	STRENGTH OF	OPP. STRENGTH	TEAM	ADJ.	CONF.	ADJ CONF.
Average RPI Loss: <b>103</b>	RECORD	PCT. RANK	GAMES	SCHEDULE	OF SCHEDULE	RPI	RPI	RPI	RPI
DIV. I ONLY	10- 11	185	7- 3	123	140	161	161	14	14
DIV. I NON-CONF.	3- 7	248	0- 1	177	76	264	264	15	15
TOTALS	RPI 1-25	RPI 26-50	W-L RECORDS	RPI 51-100	RPI 101-150	RPI 150+			
10- 11	0- 3	0- 1	OVERALL	0- 2	2- 3	8- 2			
5- 6	0- 0	0- 0	HOME	0- 2	1- 2	4- 2			
5- 5	0- 3	0- 1	AWAY	0- 0	1- 1	4- 0			
0- 0	0- 0	0- 0	NEUTRAL	0- 0	0- 0	0- 0			
3- 7	0- 2	0- 1	NON-CONFERENCE	0- 1	0- 2	3- 1			
3- 3	0- 0	0- 0	HOME	0- 1	0- 1	3- 1			
0- 4	0- 2	0- 1	AWAY	0- 0	0- 1	0- 0			
0- 0	0- 0	0- 0	NEUTRAL	0- 0	0- 0	0- 0			
7- 4	0- 1	0- 0	CONFERENCE	0- 1	2- 1	5- 1			
2- 3	0- 0	0- 0	HOME	0- 1	1- 1	1- 1			
5- 1	0- 1	0- 0	AWAY	0- 0	1- 0	4- 0			
0- 0	0- 0	0- 0	NEUTRAL	0- 0	0- 0	0- 0			

RPI S	Opponent	Score	RPI S	Opponent	Score	RPI S	Opponent	Score	RPI S	Opponent	Score	Team's RPI: 161
11	A Maryland	41 97	34	A St. Bonaventure	73 84	76	H Michigan	61 88	111	H Eastern Mich.	68 85	
13	A Michigan St.	42 81				99	H Wright St.	71 89	123	A Western Mich.	66 70	
20	A Green Bay	36 58							124	A Youngstown St.	69 68	
									124	H Youngstown St.	70 72	
									144	H Northern Ky.	66 65	
									175	A Milwaukee	89 79	
									203	H Oakland	73 79	
									205	H Cincinnati	77 68	
									207	A Valparaiso	72 66	
									220	A Ill.-Chicago	89 80	
									289	H Niagara	80 75	
									301	A Cleveland St.	66 60	
									301	H Cleveland St.	82 68	
									314	H Bradley	67 75	
									333	H IPFW	64 63	
LAST 12 Division I GAMES:												
124	A Youngstown St.	69 68	99	H Wright St.	71 89							
301	A Cleveland St.	66 60	220	A Ill.-Chicago	89 80							
20	A Green Bay	36 58	207	A Valparaiso	72 66							
175	A Milwaukee	89 79	301	H Cleveland St.	82 68							
203	H Oakland	73 79	124	H Youngstown St.	70 72							
144	H Northern Ky.	66 65	111	H Eastern Mich.	68 85							

Non-Div I Games: Salem Int'l 81 50

Detroit

Loss, Non-Conf, S Site, H Home A Away N Neutral

## Drake

Through Games Of Feb. 8, 2016

Average RPI Win:	196	WON-LOST	WINNING	LAST 10	STRENGTH OF	OPP. STRENGTH	TEAM	ADJ.	CONF.	ADJ CONF.
Average RPI Loss:	113	RECORD	PCT. RANK	GAMES	SCHEDULE	OF SCHEDULE	RPI	RPI	RPI	RPI
DIV. I ONLY	15- 6	66	9- 1	182	124	98	98	21	21	
DIV. I NON-CONF.	6- 4	125	0- 1	100	40	85	85	17	17	
TOTALS	RPI 1-25	RPI 26-50	W-L RECORDS	RPI 51-100	RPI 101-150	RPI 150+				
15- 6	0- 1	0- 1	OVERALL	3- 1	3- 2	9- 1				
8- 3	0- 1	0- 0	HOME	2- 0	2- 2	4- 0				
6- 3	0- 0	0- 1	AWAY	1- 1	1- 0	4- 1				
1- 0	0- 0	0- 0	NEUTRAL	0- 0	0- 0	1- 0				
6- 4	0- 1	0- 1	NON-CONFERENCE	1- 1	3- 0	2- 1				
3- 1	0- 1	0- 0	HOME	1- 0	2- 0	0- 0				
2- 3	0- 0	0- 1	AWAY	0- 1	1- 0	1- 1				
1- 0	0- 0	0- 0	NEUTRAL	0- 0	0- 0	1- 0				
9- 2	0- 0	0- 0	CONFERENCE	2- 0	0- 2	7- 0				
5- 2	0- 0	0- 0	HOME	1- 0	0- 2	4- 0				
4- 0	0- 0	0- 0	AWAY	1- 0	0- 0	3- 0				
0- 0	0- 0	0- 0	NEUTRAL	0- 0	0- 0	0- 0				

RPI S	Opponent	Score	RPI S	Opponent	Score	RPI S	Opponent	Score	RPI S	Opponent	Score
20	H Green Bay	61 86	50	A Iowa	76 89	81	A South Dakota	87 92	115	H Creighton	81 72
						87	A Missouri St.	82 75	127	H North Dakota	73 63
						87	H Missouri St.	95 72	132	H UNI	73 79
						92	H Iowa St.	74 70	139	H Southern Ill.	67 77
									141	A Wisconsin	89 70
									154	A Loyola Chicago	81 65
									178	N Tulsa	91 80
									180	A UNLV	76 68
									247	H Indiana St.	80 55
									256	A Northern Ill.	73 87
									291	A Wichita St.	87 56
									291	H Wichita St.	81 59
									314	A Bradley	76 64
									315	H Illinois St.	76 41
									319	H Evansville	94 52
LAST 12 Division I GAMES:											
87	H Missouri St.	95 72	247	H Indiana St.	80 55						
291	H Wichita St.	81 59	291	A Wichita St.	87 56						
154	A Loyola Chicago	81 65	87	A Missouri St.	82 75						
314	A Bradley	76 64	319	H Evansville	94 52						
132	H UNI	73 79	139	H Southern Ill.	67 77						
315	H Illinois St.	76 41	50	A Iowa	76 89						

Non-Div I Games: William Penn 100 61

Drake

■ Loss, 
 ■ Non-Conf, S Site, 
 ■ Home 
 ■ Away 
 N Neutral

Average RPI Win:	161	WON-LOST	WINNING	LAST 10	STRENGTH OF	OPP. STRENGTH	TEAM	ADJ.	CONF.	ADJ CONF.
Average RPI Loss:	98	RECORD	PCT. RANK	GAMES	SCHEDULE	OF SCHEDULE	RPI	RPI	RPI	RPI
DIV. I ONLY	12- 10	149	7- 3	57	109	83	83	13	13	
DIV. I NON-CONF.	4- 7	222	0- 1	18	62	123	123	12	12	
TOTALS	RPI 1-25	RPI 26-50	W-L RECORDS	RPI 51-100	RPI 101-150	RPI 150+				
12- 10	0- 0	1- 3	OVERALL	2- 4	1- 0	8- 3				
7- 2	0- 0	1- 0	HOME	2- 1	1- 0	3- 1				
5- 6	0- 0	0- 3	AWAY	0- 2	0- 0	5- 1				
0- 2	0- 0	0- 0	NEUTRAL	0- 1	0- 0	0- 1				
4- 7	0- 0	1- 3	NON-CONFERENCE	0- 3	1- 0	2- 1				
3- 1	0- 0	1- 0	HOME	0- 1	1- 0	1- 0				
1- 4	0- 0	0- 3	AWAY	0- 1	0- 0	1- 0				
0- 2	0- 0	0- 0	NEUTRAL	0- 1	0- 0	0- 1				
8- 3	0- 0	0- 0	CONFERENCE	2- 1	0- 0	6- 2				
4- 1	0- 0	0- 0	HOME	2- 0	0- 0	2- 1				
4- 2	0- 0	0- 0	AWAY	0- 1	0- 0	4- 1				
0- 0	0- 0	0- 0	NEUTRAL	0- 0	0- 0	0- 0				

RPI 1-25				RPI 26-50				RPI 51-100				Team's RPI: 83		RPI 101+			
RPI	S	Opponent	Score	RPI	S	Opponent	Score	RPI	S	Opponent	Score	RPI	S	Opponent	Score		
				27	A	Syracuse	62 83	53	A	James Madison	56 67	117	H	Quinnipiac	62 49		
				34	H	St. Bonaventure	58 46	58	H	Vanderbilt	64 74	167	A	Hampton	57 36		
				43	A	South Fla.	58 73	64	N	Villanova	55 67	174	A	Col. of Charleston	46 49		
				44	A	Penn	67 72	71	H	Elon	74 31	174	H	Col. of Charleston	66 54		
								77	H	Hofstra	67 64	194	A	Delaware	54 53		
								96	A	Saint Joseph's	46 53	194	H	Delaware	47 43		
												195	A	Northeastern	53 49		
												195	H	Northeastern	65 73		
												198	A	William & Mary	67 50		
												225	N	Montana	50 58		
												241	A	UNCW	71 57		
												269	H	Dartmouth	69 53		
LAST 12 Division I GAMES:																	
				174	A	Col. of Charleston	46 49	71	H	Elon	74 31						
				241	A	UNCW	71 57	53	A	James Madison	56 67						
				194	H	Delaware	47 43	198	A	William & Mary	67 50						
				77	H	Hofstra	67 64	195	H	Northeastern	65 73						
				195	A	Northeastern	53 49	174	H	Col. of Charleston	66 54						
				194	A	Delaware	54 53	27	A	Syracuse	62 83						

Non-Div I Games:

Drexel

Average RPI Win:	154	WON-LOST	WINNING	LAST 10	STRENGTH OF	OPP. STRENGTH	TEAM	ADJ.	CONF.	ADJ CONF.
Average RPI Loss:	21	RECORD	PCT. RANK	GAMES	SCHEDULE	OF SCHEDULE	RPI	RPI	RPI	RPI
DIV. I ONLY	17- 8	87	6- 4	33	31	39	39	5	5	
DIV. I NON-CONF.	11- 3	54	1- 0	42	50	25	25	5	5	
TOTALS	RPI 1-25	RPI 26-50	W-L RECORDS	RPI 51-100	RPI 101-150	RPI 150+				
17- 8	0- 5	1- 3	OVERALL	5- 0	5- 0	6- 0				
11- 3	0- 2	0- 1	HOME	4- 0	3- 0	4- 0				
3- 5	0- 3	1- 2	AWAY	0- 0	1- 0	1- 0				
3- 0	0- 0	0- 0	NEUTRAL	1- 0	1- 0	1- 0				
11- 3	0- 3	1- 0	NON-CONFERENCE	3- 0	2- 0	5- 0				
7- 1	0- 1	0- 0	HOME	2- 0	1- 0	4- 0				
1- 2	0- 2	1- 0	AWAY	0- 0	0- 0	0- 0				
3- 0	0- 0	0- 0	NEUTRAL	1- 0	1- 0	1- 0				
6- 5	0- 2	0- 3	CONFERENCE	2- 0	3- 0	1- 0				
4- 2	0- 1	0- 1	HOME	2- 0	2- 0	0- 0				
2- 3	0- 1	0- 2	AWAY	0- 0	1- 0	1- 0				
0- 0	0- 0	0- 0	NEUTRAL	0- 0	0- 0	0- 0				

RPI 1-25				RPI 26-50				Team's RPI: 39				RPI 51-100				RPI 101+			
RPI	S	Opponent	Score	RPI	S	Opponent	Score	RPI	S	Opponent	Score	RPI	S	Opponent	Score	RPI	S	Opponent	Score
1	H	Notre Dame	61 68	27	A	Syracuse	50 86	69	H	Army West Point	72 61	101	H	Liberty	79 41				
3	A	South Carolina	55 66	38	A	Miami (FL)	53 61	86	H	Minnesota	84 64	106	H	North Carolina	71 55				
17	H	Texas A&M	66 72	40	H	North Carolina St.	62 65	92	N	Iowa St.	86 48	128	H	Wake Forest	95 68				
18	A	Louisville	48 65	44	A	Penn	57 50	94	H	Virginia	67 52	136	N	Idaho	74 68				
23	A	Kentucky	61 71					100	H	Boston College	71 51	145	A	Pittsburgh	70 48				
												187	N	Texas St.	85 34				
												237	A	Clemson	72 43				
												239	H	Massachusetts	70 46				
												241	H	UNCW	78 56				
												298	H	Western Caro.	84 47				
												309	H	Winthrop	78 50				
LAST 12 Division I GAMES:																			
				38	A	Miami (FL)	53 61	100	H	Boston College	71 51								
				94	H	Virginia	67 52	40	H	North Carolina St.	62 65								
				1	H	Notre Dame	61 68	18	A	Louisville	48 65								
				145	A	Pittsburgh	70 48	128	H	Wake Forest	95 68								
				106	H	North Carolina	71 55	27	A	Syracuse	50 86								
				237	A	Clemson	72 43	241	H	UNCW	78 56								

Non-Div I Games:

Duke

■ Loss, 
■ Non-Conf, S Site, 
■ Home 
■ Away 
N Neutral



Average RPI Win:	175	WON-LOST	WINNING	LAST 10	STRENGTH OF	OPP. STRENGTH	TEAM	ADJ.	CONF.	ADJ CONF.
Average RPI Loss:	41	RECORD	PCT. RANK	GAMES	SCHEDULE	OF SCHEDULE	RPI	RPI	RPI	RPI
DIV. I ONLY	20- 2	7	9- 1	107	141	24	24	7	7	
DIV. I NON-CONF.	11- 1	16	2- 0	175	245	29	29	8	8	
TOTALS	RPI 1-25	RPI 26-50	W-L RECORDS	RPI 51-100	RPI 101-150	RPI 150+				
20- 2	0- 0	4- 2	OVERALL	2- 0	2- 0	12- 0				
8- 1	0- 0	4- 1	HOME	0- 0	0- 0	4- 0				
11- 1	0- 0	0- 1	AWAY	2- 0	2- 0	7- 0				
1- 0	0- 0	0- 0	NEUTRAL	0- 0	0- 0	1- 0				
11- 1	0- 0	2- 1	NON-CONFERENCE	1- 0	2- 0	6- 0				
4- 0	0- 0	2- 0	HOME	0- 0	0- 0	2- 0				
6- 1	0- 0	0- 1	AWAY	1- 0	2- 0	3- 0				
1- 0	0- 0	0- 0	NEUTRAL	0- 0	0- 0	1- 0				
9- 1	0- 0	2- 1	CONFERENCE	1- 0	0- 0	6- 0				
4- 1	0- 0	2- 1	HOME	0- 0	0- 0	2- 0				
5- 0	0- 0	0- 0	AWAY	1- 0	0- 0	4- 0				
0- 0	0- 0	0- 0	NEUTRAL	0- 0	0- 0	0- 0				

RPI S	Opponent	Score	RPI S	Opponent	Score	RPI S	Opponent	Score	RPI S	Opponent	Score
31	H Ohio	64 47	33	H St. John's (NY)	76 57	82	A Central Mich.	68 49	133	A Buffalo	79 62
34	H St. Bonaventure	74 62	35	H George Washington	52 70	97	A VCU	71 67	145	A Pittsburgh	79 65
45	H Dayton	89 58	46	A Princeton	66 94				152	H Fordham	55 40
									165	A Davidson	77 62
									177	A George Mason	72 56
									189	A New Mexico	78 69
									196	A Rhode Island	79 70
									204	A Richmond	65 44
									239	H Massachusetts	73 64
									274	N N.C. A&T	81 67
									320	H UMES	95 59
									326	A Lafayette	73 65
									327	H Howard	86 62
									330	A Saint Peter's	63 38
LAST 12 Division I GAMES:											
165	A Davidson	77 62	196	A Rhode Island	79 70						
239	H Massachusetts	73 64	152	H Fordham	55 40						
97	A VCU	71 67	177	A George Mason	72 56						
204	A Richmond	65 44	45	H Dayton	89 58						
34	H St. Bonaventure	74 62	145	A Pittsburgh	79 65						
35	H George Washington	52 70	33	H St. John's (NY)	76 57						

Non-Div I Games: Slippery Rock 79 54

Duquesne

■ Loss, 
 ■ Non-Conf, 
 ■ S Site, 
 ■ H Home 
 ■ A Away 
 N Neutral

Average RPI Win: <b>231</b>	WON-LOST	WINNING	LAST 10	STRENGTH OF	OPP. STRENGTH	TEAM	ADJ.	CONF.	ADJ CONF.
Average RPI Loss: <b>123</b>	RECORD	PCT. RANK	GAMES	SCHEDULE	OF SCHEDULE	RPI	RPI	RPI	RPI
DIV. I ONLY	<b>11- 10</b>	<b>158</b>	<b>6- 3</b>	<b>190</b>	<b>164</b>	<b>147</b>	<b>147</b>	<b>17</b>	<b>17</b>
DIV. I NON-CONF.	<b>5- 7</b>	<b>198</b>	<b>1- 1</b>	<b>150</b>	<b>127</b>	<b>146</b>	<b>146</b>	<b>16</b>	<b>16</b>
TOTALS	RPI 1-25	RPI 26-50	W-L RECORDS	RPI 51-100	RPI 101-150	RPI 150+			
11- 10	0- 1	0- 0	OVERALL	0- 3	2- 3	9- 3			
7- 1	0- 0	0- 0	HOME	0- 1	1- 0	6- 0			
4- 9	0- 1	0- 0	AWAY	0- 2	1- 3	3- 3			
0- 0	0- 0	0- 0	NEUTRAL	0- 0	0- 0	0- 0			
5- 7	0- 1	0- 0	NON-CONFERENCE	0- 2	1- 2	4- 2			
3- 0	0- 0	0- 0	HOME	0- 0	1- 0	2- 0			
2- 7	0- 1	0- 0	AWAY	0- 2	0- 2	2- 2			
0- 0	0- 0	0- 0	NEUTRAL	0- 0	0- 0	0- 0			
6- 3	0- 0	0- 0	CONFERENCE	0- 1	1- 1	5- 1			
4- 1	0- 0	0- 0	HOME	0- 1	0- 0	4- 0			
2- 2	0- 0	0- 0	AWAY	0- 0	1- 1	1- 1			
0- 0	0- 0	0- 0	NEUTRAL	0- 0	0- 0	0- 0			

RPI 1-25				RPI 26-50				RPI 51-100				RPI 101+ Team's RPI: 147			
RPI	S	Opponent	Score	RPI	S	Opponent	Score	RPI	S	Opponent	Score	RPI	S	Opponent	Score
15	A	Tennessee	49 <b>85</b>					56	H	Chattanooga	57 <b>65</b>	118	A	Iona	50 <b>56</b>
								58	A	Vanderbilt	39 <b>65</b>	121	A	Samford	47 <b>55</b>
								71	A	Elon	38 <b>50</b>	126	A	Mercer	55 53
												128	A	Wake Forest	52 <b>69</b>
												143	H	UNC Asheville	74 68
												157	A	Old Dominion	56 52
												165	A	Davidson	65 58
												208	A	Eastern Ky.	41 <b>64</b>
												216	A	Furman	77 <b>81</b>
												216	H	Furman	68 64
												238	A	Appalachian St.	52 <b>70</b>
												266	H	Austin Peay	80 76
												280	H	Campbell	70 55
												286	H	UNCG	89 73
												298	H	Western Caro.	74 62
												302	A	Wofford	70 54
												302	H	Wofford	70 69
LAST 12 Division I GAMES:															
216	H	Furman	68 64	286	H	UNCG	89 73								
302	H	Wofford	70 69	302	A	Wofford	70 54								
56	H	Chattanooga	57 <b>65</b>	216	A	Furman	77 <b>81</b>								
126	A	Mercer	55 53	118	A	Iona	50 <b>56</b>								
121	A	Samford	47 <b>55</b>	266	H	Austin Peay	80 76								
298	H	Western Caro.	74 62	165	A	Davidson	65 58								

Non-Div I Games: Armstrong St. 62 52 Lees-McRae 73 46 Brevard 69 46

ETSU

Loss, Non-Conf, S Site, H Home A Away N Neutral

# East Carolina

Through Games Of Feb. 8, 2016

Average RPI Win:	237	WON-LOST	WINNING	LAST 10	STRENGTH OF	OPP. STRENGTH	TEAM	ADJ.	CONF.	ADJ CONF.
Average RPI Loss:	72	RECORD	PCT. RANK	GAMES	SCHEDULE	OF SCHEDULE	RPI	RPI	RPI	RPI
DIV. I ONLY	9- 14	235	3- 7	80	95	164	164	8	8	
DIV. I NON-CONF.	6- 6	160	0- 1	49	195	113	113	7	7	
TOTALS	RPI 1-25	RPI 26-50	W-L RECORDS	RPI 51-100	RPI 101-150	RPI 150+				
9- 14	0- 2	0- 3	OVERALL	0- 6	0- 1	9- 2				
4- 4	0- 0	0- 1	HOME	0- 2	0- 0	4- 1				
3- 5	0- 1	0- 1	AWAY	0- 2	0- 0	3- 1				
2- 5	0- 1	0- 1	NEUTRAL	0- 2	0- 1	2- 0				
6- 6	0- 1	0- 1	NON-CONFERENCE	0- 3	0- 1	6- 0				
2- 0	0- 0	0- 0	HOME	0- 0	0- 0	2- 0				
2- 1	0- 0	0- 0	AWAY	0- 1	0- 0	2- 0				
2- 5	0- 1	0- 1	NEUTRAL	0- 2	0- 1	2- 0				
3- 8	0- 1	0- 2	CONFERENCE	0- 3	0- 0	3- 2				
2- 4	0- 0	0- 1	HOME	0- 2	0- 0	2- 1				
1- 4	0- 1	0- 1	AWAY	0- 1	0- 0	1- 1				
0- 0	0- 0	0- 0	NEUTRAL	0- 0	0- 0	0- 0				

RPI 1-25				RPI 26-50				RPI 51-100				RPI 101+ Team's RPI: 164			
RPI	S	Opponent	Score	RPI	S	Opponent	Score	RPI	S	Opponent	Score	RPI	S	Opponent	Score
2	A	UConn	46 92	31	N	Ohio	61 64	55	A	Auburn	69 83	115	N	Creighton	66 91
3	N	South Carolina	57 88	43	A	South Fla.	54 75	56	N	Chattanooga	61 72	178	A	Tulsa	79 81
				43	H	South Fla.	59 61	60	H	Temple	63 83	178	H	Tulsa	54 55
								80	A	Tulane	73 78	182	N	UTRGV	70 59
								80	H	Tulane	51 66	183	N	Eastern Wash.	80 62
								85	N	Northwestern	75 78	194	A	Delaware	68 58
												205	H	Cincinnati	63 60
												222	H	Presbyterian	84 57
												240	H	Houston	76 70
												258	A	UCF	71 56
												318	H	Alcorn	87 58
												328	A	A&M-Corpus Christi	82 46
LAST 12 Division I GAMES:															
2	A	UConn	46 92	240	H	Houston	76 70								
178	H	Tulsa	54 55	258	A	UCF	71 56								
60	H	Temple	63 83	80	H	Tulane	51 66								
80	A	Tulane	73 78	43	H	South Fla.	59 61								
205	H	Cincinnati	63 60	178	A	Tulsa	79 81								
43	A	South Fla.	54 75	3	N	South Carolina	57 88								

Non-Div I Games:

East Carolina

Loss, Non-Conf, S Site, H Home A Away N Neutral

Average RPI Win:	157	WON-LOST	WINNING	LAST 10	STRENGTH OF	OPP. STRENGTH	TEAM	ADJ.	CONF.	ADJ CONF.
Average RPI Loss:	207	RECORD	PCT. RANK	GAMES	SCHEDULE	OF SCHEDULE	RPI	RPI	RPI	RPI
DIV. I ONLY	2- 21	345	1- 9	225	292	338	338	24	24	
DIV. I NON-CONF.	1- 11	336	0- 1	179	313	322	322	23	23	
TOTALS	RPI 1-25	RPI 26-50	W-L RECORDS	RPI 51-100	RPI 101-150	RPI 150+				
2- 21	0- 0	0- 0	OVERALL	0- 2	1- 2	1- 17				
2- 8	0- 0	0- 0	HOME	0- 1	1- 0	1- 7				
0- 13	0- 0	0- 0	AWAY	0- 1	0- 2	0- 10				
0- 0	0- 0	0- 0	NEUTRAL	0- 0	0- 0	0- 0				
1- 11	0- 0	0- 0	NON-CONFERENCE	0- 1	1- 1	0- 9				
1- 4	0- 0	0- 0	HOME	0- 0	1- 0	0- 4				
0- 7	0- 0	0- 0	AWAY	0- 1	0- 1	0- 5				
0- 0	0- 0	0- 0	NEUTRAL	0- 0	0- 0	0- 0				
1- 10	0- 0	0- 0	CONFERENCE	0- 1	0- 1	1- 8				
1- 4	0- 0	0- 0	HOME	0- 1	0- 0	1- 3				
0- 6	0- 0	0- 0	AWAY	0- 0	0- 1	0- 5				
0- 0	0- 0	0- 0	NEUTRAL	0- 0	0- 0	0- 0				

RPI 1-25				RPI 26-50				RPI 51-100				RPI 101+				Team's RPI: 338	
RPI	S	Opponent	Score	RPI	S	Opponent	Score	RPI	S	Opponent	Score	RPI	S	Opponent	Score		
								78	A	Saint Louis	47	78	110	A	Belmont	61	89
								91	H	UT Martin	39	65	114	H	IUPUI	77	71
												119	A	Memphis	49	80	
												151	A	SIUE	75	87	
												154	H	Loyola Chicago	75	86	
												175	H	Milwaukee	71	82	
												179	H	Stetson	66	68	
												199	H	Southeast Mo. St.	64	59	
												205	A	Cincinnati	57	70	
												208	H	Eastern Ky.	56	75	
												220	A	Ill.-Chicago	54	66	
												227	H	Western Ill.	69	92	
												242	H	Tennessee St.	53	62	
												247	A	Indiana St.	42	60	
												256	A	Northern Ill.	63	79	
												264	A	Omaha	67	76	
												266	A	Austin Peay	45	80	
												275	A	Jacksonville St.	52	60	
												284	A	Tennessee Tech	74	81	
												292	A	Murray St.	56	66	
												296	H	Morehead St.	77	85	
LAST 12 Division I GAMES:																	
199	H	Southeast Mo. St.	64	59	208	H	Eastern Ky.	56	75								
151	A	SIUE	75	87	110	A	Belmont	61	89								
292	A	Murray St.	56	66	242	H	Tennessee St.	53	62								
266	A	Austin Peay	45	80	275	A	Jacksonville St.	52	60								
91	H	UT Martin	39	65	284	A	Tennessee Tech	74	81								
296	H	Morehead St.	77	85	220	A	Ill.-Chicago	54	66								

Non-Div I Games:

Eastern Ill.

Average RPI Win:	243	WON-LOST	WINNING	LAST 10	STRENGTH OF	OPP. STRENGTH	TEAM	ADJ.	CONF.	ADJ CONF.
Average RPI Loss:	157	RECORD	PCT. RANK	GAMES	SCHEDULE	OF SCHEDULE	RPI	RPI	RPI	RPI
DIV. I ONLY	10- 10	167	6- 4	244	240	208	208	24	24	
DIV. I NON-CONF.	4- 5	193	0- 0	143	169	167	167	23	23	
TOTALS	RPI 1-25	RPI 26-50	W-L RECORDS	RPI 51-100	RPI 101-150	RPI 150+				
10- 10	0- 0	0- 1	OVERALL	1- 3	1- 1	8- 5				
6- 3	0- 0	0- 0	HOME	1- 1	1- 0	4- 2				
3- 6	0- 0	0- 0	AWAY	0- 2	0- 1	3- 3				
1- 1	0- 0	0- 1	NEUTRAL	0- 0	0- 0	1- 0				
4- 5	0- 0	0- 1	NON-CONFERENCE	0- 3	1- 0	3- 1				
2- 1	0- 0	0- 0	HOME	0- 1	1- 0	1- 0				
1- 3	0- 0	0- 0	AWAY	0- 2	0- 0	1- 1				
1- 1	0- 0	0- 1	NEUTRAL	0- 0	0- 0	1- 0				
6- 5	0- 0	0- 0	CONFERENCE	1- 0	0- 1	5- 4				
4- 2	0- 0	0- 0	HOME	1- 0	0- 0	3- 2				
2- 3	0- 0	0- 0	AWAY	0- 0	0- 1	2- 2				
0- 0	0- 0	0- 0	NEUTRAL	0- 0	0- 0	0- 0				

RPI 1-25				RPI 26-50				RPI 51-100				RPI 101+ Team's RPI: 208			
RPI	S	Opponent	Score	RPI	S	Opponent	Score	RPI	S	Opponent	Score	RPI	S	Opponent	Score
				40	N	North Carolina St.	62 73	57	A	Western Ky.	60 76	110	A	Belmont	61 72
								87	A	Missouri St.	63 87	147	H	ETSU	64 41
								91	H	UT Martin	70 61	151	A	SIUE	74 89
								99	H	Wright St.	69 71	199	H	Southeast Mo. St.	56 55
												204	A	Richmond	62 81
												242	A	Tennessee St.	70 66
												251	A	Miami (OH)	77 72
												266	A	Austin Peay	66 94
												275	H	Jacksonville St.	54 56
												277	N	Saint Francis (PA)	88 82
												284	H	Tennessee Tech	72 77
												292	H	Murray St.	72 60
												296	H	Morehead St.	100 93
												298	H	Western Caro.	91 62
												338	A	Eastern Ill.	75 56
LAST 12 Division I GAMES:															
				110	A	Belmont	61 72					151	A	SIUE	74 89
				242	A	Tennessee St.	70 66					338	A	Eastern Ill.	75 56
				296	H	Morehead St.	100 93					199	H	Southeast Mo. St.	56 55
				275	H	Jacksonville St.	54 56					91	H	UT Martin	70 61
				284	H	Tennessee Tech	72 77					266	A	Austin Peay	66 94
				292	H	Murray St.	72 60					277	N	Saint Francis (PA)	88 82

Non-Div I Games: Cincinnati Christian 112 34 Davis &amp; Elkins 73 58

Eastern Ky.

Average RPI Win:	192	WON-LOST	WINNING	LAST 10	STRENGTH OF	OPP. STRENGTH	TEAM	ADJ.	CONF.	ADJ CONF.
Average RPI Loss:	87	RECORD	PCT. RANK	GAMES	SCHEDULE	OF SCHEDULE	RPI	RPI	RPI	RPI
DIV. I ONLY	12- 8	115	4- 6	141	120	111	111	11	11	
DIV. I NON-CONF.	7- 2	57	1- 0	186	121	61	61	13	13	
TOTALS	RPI 1-25	RPI 26-50	W-L RECORDS	RPI 51-100	RPI 101-150	RPI 150+				
12- 8	0- 1	0- 1	OVERALL	1- 3	4- 2	7- 1				
7- 3	0- 0	0- 1	HOME	1- 1	3- 1	3- 0				
5- 4	0- 1	0- 0	AWAY	0- 1	1- 1	4- 1				
0- 1	0- 0	0- 0	NEUTRAL	0- 1	0- 0	0- 0				
7- 2	0- 1	0- 0	NON-CONFERENCE	1- 1	1- 0	5- 0				
3- 0	0- 0	0- 0	HOME	1- 0	0- 0	2- 0				
4- 1	0- 1	0- 0	AWAY	0- 0	1- 0	3- 0				
0- 1	0- 0	0- 0	NEUTRAL	0- 1	0- 0	0- 0				
5- 6	0- 0	0- 1	CONFERENCE	0- 2	3- 2	2- 1				
4- 3	0- 0	0- 1	HOME	0- 1	3- 1	1- 0				
1- 3	0- 0	0- 0	AWAY	0- 1	0- 1	1- 1				
0- 0	0- 0	0- 0	NEUTRAL	0- 0	0- 0	0- 0				

RPI 1-25				RPI 26-50				RPI 51-100				RPI 101+				Team's RPI: 111
RPI	S	Opponent	Score	RPI	S	Opponent	Score	RPI	S	Opponent	Score	RPI	S	Opponent	Score	
23	A	Kentucky	67 89	31	H	Ohio	64 71	54	A	Ball St.	54 76	107	A	Akron	72 75	
								63	N	Abilene Christian	59 83	107	H	Akron	65 68	
								76	H	Michigan	64 63	109	H	Toledo	59 41	
								82	H	Central Mich.	65 66	123	H	Western Mich.	70 66	
												133	H	Buffalo	67 56	
												142	A	Harvard	85 81	
												158	H	Oral Roberts	77 69	
												161	A	Detroit	85 68	
												182	H	UTRGV	78 56	
												231	A	Bowling Green	63 67	
												256	A	Northern Ill.	87 80	
												288	A	Monmouth	78 68	
												332	H	Kent St.	72 51	
												343	A	Air Force	72 59	
LAST 12 Division I GAMES:																
123	H	Western Mich.	70 66	332	H	Kent St.	72 51									
82	H	Central Mich.	65 66	31	H	Ohio	64 71									
107	A	Akron	72 75	256	A	Northern Ill.	87 80									
231	A	Bowling Green	63 67	107	H	Akron	65 68									
109	H	Toledo	59 41	133	H	Buffalo	67 56									
54	A	Ball St.	54 76	161	A	Detroit	85 68									

Non-Div I Games: Madonna 104 45 Hillsdale 94 77

Eastern Mich.

Average RPI Win:	245	WON-LOST	WINNING	LAST 10	STRENGTH OF	OPP. STRENGTH	TEAM	ADJ.	CONF.	ADJ CONF.
Average RPI Loss:	138	RECORD	PCT. RANK	GAMES	SCHEDULE	OF SCHEDULE	RPI	RPI	RPI	RPI
DIV. I ONLY	15- 7	81	9- 1	325	158	183	183	20	20	
DIV. I NON-CONF.	5- 6	180	0- 1	300	158	265	265	21	21	
TOTALS	RPI 1-25	RPI 26-50	W-L RECORDS	RPI 51-100	RPI 101-150	RPI 150+				
15- 7	0- 0	0- 0	OVERALL	0- 3	2- 2	13- 2				
9- 2	0- 0	0- 0	HOME	0- 1	1- 1	8- 0				
6- 2	0- 0	0- 0	AWAY	0- 0	1- 0	5- 0				
0- 3	0- 0	0- 0	NEUTRAL	0- 1	0- 1	0- 1				
5- 6	0- 0	0- 0	NON-CONFERENCE	0- 3	0- 2	5- 1				
3- 2	0- 0	0- 0	HOME	0- 1	0- 1	3- 0				
2- 1	0- 0	0- 0	AWAY	0- 1	0- 0	2- 0				
0- 3	0- 0	0- 0	NEUTRAL	0- 1	0- 1	0- 1				
10- 1	0- 0	0- 0	CONFERENCE	0- 0	2- 0	8- 1				
6- 0	0- 0	0- 0	HOME	0- 0	1- 0	5- 0				
4- 1	0- 0	0- 0	AWAY	0- 0	1- 0	3- 1				
0- 0	0- 0	0- 0	NEUTRAL	0- 0	0- 0	0- 0				

RPI 1-25			RPI 26-50			RPI 51-100			RPI 101+ Team's RPI: 183		
RPI	S	Opponent	Score	RPI	S	Opponent	Score	RPI	S	Opponent	Score
								63	H	Abilene Christian	60 72
								85	N	Northwestern	70 74
								89	A	Gonzaga	56 78
								115	N	Creighton	60 66
								127	H	North Dakota	60 57
								129	H	Boise St.	79 84
								136	A	Idaho	74 66
								160	H	Montana St.	81 69
								164	N	East Carolina	62 80
								170	H	Northern Colo.	59 55
								206	A	Sacramento St.	100 83
								217	H	Utah Valley	68 64
								225	H	Montana	67 65
								259	A	Northern Ariz.	81 71
								259	H	Northern Ariz.	72 65
								283	H	CSUN	70 59
								291	A	Wichita St.	67 62
								322	A	Portland St.	79 81
								331	A	Southern Utah	85 82
								331	H	Southern Utah	64 53
								340	A	Cal St. Fullerton	68 57
								343	H	Air Force	65 44
LAST 12 Division I GAMES:											
331	H	Southern Utah	64 53	259	A	Northern Ariz.	81 71	331	A	Southern Utah	85 82
259	H	Northern Ariz.	72 65	136	A	Idaho	74 66	127	H	North Dakota	60 57
206	A	Sacramento St.	100 83	170	H	Northern Colo.	59 55	129	H	Boise St.	79 84
322	A	Portland St.	79 81								
225	H	Montana	67 65								
160	H	Montana St.	81 69								

Non-Div I Games: Eastern Ore. 64 40

Eastern Wash.

■ Loss, 
 ■ Non-Conf, 
 ■ S Site, 
 ■ H Home 
 ■ A Away 
 N Neutral

Average RPI Win: <b>177</b>	WON-LOST	WINNING	LAST 10	STRENGTH OF	OPP. STRENGTH	TEAM	ADJ.	CONF.	ADJ CONF.
Average RPI Loss: <b>113</b>	RECORD	PCT. RANK	GAMES	SCHEDULE	OF SCHEDULE	RPI	RPI	RPI	RPI
DIV. I ONLY	13- 8	107	6- 4	96	112	71	71	13	13
DIV. I NON-CONF.	6- 4	125	0- 1	74	58	50	50	12	12
TOTALS	RPI 1-25	RPI 26-50	W-L RECORDS	RPI 51-100	RPI 101-150	RPI 150+			
13- 8	0- 1	1- 1	OVERALL	2- 3	1- 1	9- 2			
7- 1	0- 0	0- 0	HOME	2- 1	1- 0	4- 0			
6- 7	0- 1	1- 1	AWAY	0- 2	0- 1	5- 2			
0- 0	0- 0	0- 0	NEUTRAL	0- 0	0- 0	0- 0			
6- 4	0- 1	1- 1	NON-CONFERENCE	1- 0	1- 1	3- 1			
3- 0	0- 0	0- 0	HOME	1- 0	1- 0	1- 0			
3- 4	0- 1	1- 1	AWAY	0- 0	0- 1	2- 1			
0- 0	0- 0	0- 0	NEUTRAL	0- 0	0- 0	0- 0			
7- 4	0- 0	0- 0	CONFERENCE	1- 3	0- 0	6- 1			
4- 1	0- 0	0- 0	HOME	1- 1	0- 0	3- 0			
3- 3	0- 0	0- 0	AWAY	0- 2	0- 0	3- 1			
0- 0	0- 0	0- 0	NEUTRAL	0- 0	0- 0	0- 0			

RPI 1-25				RPI 26-50				RPI 51-100				Team's RPI: 71	RPI 101+			
RPI	S	Opponent	Score	RPI	S	Opponent	Score	RPI	S	Opponent	Score		RPI	S	Opponent	Score
3	A	South Carolina	63 <b>78</b>	36	A	West Virginia	57 <b>67</b>	53	H	James Madison	76 <b>81</b>		101	A	Liberty	63 <b>72</b>
				40	A	North Carolina St.	69 66	77	A	Hofstra	49 <b>59</b>		147	H	ETSU	50 38
								77	H	Hofstra	61 60		174	H	Col. of Charleston	52 41
								83	A	Drexel	31 <b>74</b>		194	A	Delaware	66 64
								90	H	Charlotte	90 83		195	A	Northeastern	56 54
													198	H	William & Mary	73 51
													216	A	Furman	65 55
													232	H	High Point	80 69
													241	A	UNCW	67 60
													241	H	UNCW	70 53
													254	A	American	62 54
													262	A	Navy	70 <b>73</b>
													290	A	Towson	78 <b>85</b>
LAST 12 Division I GAMES:																
194	A	Delaware	66 64	83	A	Drexel	31 <b>74</b>									
198	H	William & Mary	73 51	290	A	Towson	78 <b>85</b>									
77	A	Hofstra	49 <b>59</b>	53	H	James Madison	76 <b>81</b>									
195	A	Northeastern	56 54	77	H	Hofstra	61 60									
241	H	UNCW	70 53	241	A	UNCW	67 60									
174	H	Col. of Charleston	52 41	36	A	West Virginia	57 <b>67</b>									

Non-Div I Games: Lenoir-Rhyne 67 29

Elon



Average RPI Win:	308	WON-LOST	WINNING	LAST 10	STRENGTH OF	OPP. STRENGTH	TEAM	ADJ.	CONF.	ADJ CONF.
Average RPI Loss:	170	RECORD	PCT. RANK	GAMES	SCHEDULE	OF SCHEDULE	RPI	RPI	RPI	RPI
DIV. I ONLY	2- 20	342	1- 9	158	269	319	319	21	21	
DIV. I NON-CONF.	1- 10	330	0- 1	63	316	268	268	17	17	
TOTALS	RPI 1-25	RPI 26-50	W-L RECORDS	RPI 51-100	RPI 101-150	RPI 150+				
2- 20	0- 0	0- 0	OVERALL	0- 6	0- 4	2- 10				
1- 7	0- 0	0- 0	HOME	0- 2	0- 1	1- 4				
1- 11	0- 0	0- 0	AWAY	0- 3	0- 3	1- 5				
0- 2	0- 0	0- 0	NEUTRAL	0- 1	0- 0	0- 1				
1- 10	0- 0	0- 0	NON-CONFERENCE	0- 4	0- 2	1- 4				
0- 4	0- 0	0- 0	HOME	0- 2	0- 1	0- 1				
1- 4	0- 0	0- 0	AWAY	0- 1	0- 1	1- 2				
0- 2	0- 0	0- 0	NEUTRAL	0- 1	0- 0	0- 1				
1- 10	0- 0	0- 0	CONFERENCE	0- 2	0- 2	1- 6				
1- 3	0- 0	0- 0	HOME	0- 0	0- 0	1- 3				
0- 7	0- 0	0- 0	AWAY	0- 2	0- 2	0- 3				
0- 0	0- 0	0- 0	NEUTRAL	0- 0	0- 0	0- 0				

RPI S	Opponent	Score	RPI S	Opponent	Score	RPI S	Opponent	Score	RPI S	Opponent	Score	Team's RPI: 319
						54	H Ball St.	53 73	114	H IUPUI	62 68	
						66	N Santa Clara	44 62	132	A UNI	51 62	
						73	A Nebraska	40 85	135	A Xavier	57 65	
						87	A Missouri St.	70 77	139	A Southern Ill.	56 74	
						91	H UT Martin	48 75	154	A Loyola Chicago	54 67	
						98	A Drake	52 94	154	H Loyola Chicago	49 63	
									160	N Montana St.	55 81	
									231	A Bowling Green	56 74	
									247	H Indiana St.	44 59	
									251	A Miami (OH)	85 91	
									291	A Wichita St.	50 58	
									292	H Murray St.	54 73	
									301	A Cleveland St.	72 63	
									314	A Bradley	52 66	
									314	H Bradley	62 46	
									315	H Illinois St.	57 64	
LAST 12 Division I GAMES:												
			154	A Loyola Chicago	54 67	139	A Southern Ill.	56 74				
			314	A Bradley	52 66	314	H Bradley	62 46				
			247	H Indiana St.	44 59	154	H Loyola Chicago	49 63				
			315	H Illinois St.	57 64	98	A Drake	52 94				
			291	A Wichita St.	50 58	132	A UNI	51 62				
			87	A Missouri St.	70 77	114	H IUPUI	62 68				

Non-Div I Games:

Evansville

■ Loss, 
■ Non-Conf, 
■ S Site, 
■ H Home 
■ A Away 
N Neutral

Average RPI Win:	204	WON-LOST	WINNING	LAST 10	STRENGTH OF	OPP. STRENGTH	TEAM	ADJ.	CONF.	ADJ CONF.
Average RPI Loss:	67	RECORD	PCT. RANK	GAMES	SCHEDULE	OF SCHEDULE	RPI	RPI	RPI	RPI
DIV. I ONLY	19- 4	24	10- 0	168	170	72	72	28	28	
DIV. I NON-CONF.	11- 4	76	4- 0	70	75	54	54	27	27	
TOTALS	RPI 1-25	RPI 26-50	W-L RECORDS	RPI 51-100	RPI 101-150	RPI 150+				
19- 4	0- 1	1- 1	OVERALL	1- 1	5- 0	12- 1				
9- 2	0- 0	0- 0	HOME	1- 1	2- 0	6- 1				
8- 0	0- 0	1- 0	AWAY	0- 0	1- 0	6- 0				
2- 2	0- 1	0- 1	NEUTRAL	0- 0	2- 0	0- 0				
11- 4	0- 1	1- 1	NON-CONFERENCE	1- 1	5- 0	4- 1				
4- 2	0- 0	0- 0	HOME	1- 1	2- 0	1- 1				
5- 0	0- 0	1- 0	AWAY	0- 0	1- 0	3- 0				
2- 2	0- 1	0- 1	NEUTRAL	0- 0	2- 0	0- 0				
8- 0	0- 0	0- 0	CONFERENCE	0- 0	0- 0	8- 0				
5- 0	0- 0	0- 0	HOME	0- 0	0- 0	5- 0				
3- 0	0- 0	0- 0	AWAY	0- 0	0- 0	3- 0				
0- 0	0- 0	0- 0	NEUTRAL	0- 0	0- 0	0- 0				

RPI 1-25			RPI 26-50			RPI 51-100			Team's RPI: 72	RPI 101+		
RPI	S	Opponent	Score	RPI	S	Opponent	Score	RPI	S	Opponent	Score	
22	N	Mississippi St.	60 65	31	N	Ohio	57 69	52	H	Arkansas St.	48 62	104 N Arizona 57 55
				35	A	George Washington	64 60	55	H	Auburn	52 45	107 A Akron 82 64
												117 H Quinnipiac 71 70
												123 N Western Mich. 60 42
												142 H Harvard 74 65
												162 H Fla. Atlantic 55 62
												168 H Jacksonville 58 39
												179 H Stetson 61 48
												221 H Hartford 64 44
												235 H USC Upstate 54 43
												250 A Providence 50 41
												274 A N.C. A&T 60 36
												285 A Kennesaw St. 78 47
												297 A North Florida 65 38
												297 H North Florida 75 50
												306 A FIU 81 53
												334 A Lipscomb 71 39
												341 H NJIT 70 37
LAST 12 Division I GAMES:												
297	H	North Florida	75 50	235	H	USC Upstate	54 43					
168	H	Jacksonville	58 39	179	H	Stetson	61 48					
297	A	North Florida	65 38	221	H	Hartford	64 44					
285	A	Kennesaw St.	78 47	55	H	Auburn	52 45					
334	A	Lipscomb	71 39	117	H	Quinnipiac	71 70					
341	H	NJIT	70 37	123	N	Western Mich.	60 42					

Non-Div I Games: St. Thomas (FL) 86 33

FGCU

■ Loss, 
■ Non-Conf, S Site, 
■ Home 
■ Away 
N Neutral

Average RPI Win:	260	WON-LOST	WINNING	LAST 10	STRENGTH OF	OPP. STRENGTH	TEAM	ADJ.	CONF.	ADJ CONF.
Average RPI Loss:	146	RECORD	PCT. RANK	GAMES	SCHEDULE	OF SCHEDULE	RPI	RPI	RPI	RPI
DIV. I ONLY	3- 19	334	1- 9	148	157	306	306	12	12	
DIV. I NON-CONF.	2- 9	296	0- 1	267	242	333	333	10	10	
TOTALS	RPI 1-25	RPI 26-50	W-L RECORDS	RPI 51-100	RPI 101-150	RPI 150+				
3- 19	0- 1	0- 1	OVERALL	0- 5	0- 3	3- 9				
3- 10	0- 1	0- 0	HOME	0- 4	0- 2	3- 3				
0- 9	0- 0	0- 0	AWAY	0- 0	0- 0	0- 2				
0- 0	0- 0	0- 0	NEUTRAL	0- 0	0- 0	0- 0				
2- 9	0- 0	0- 1	NON-CONFERENCE	0- 2	0- 1	2- 5				
2- 5	0- 0	0- 0	HOME	0- 2	0- 1	2- 2				
0- 4	0- 0	0- 1	AWAY	0- 0	0- 0	0- 3				
0- 0	0- 0	0- 0	NEUTRAL	0- 0	0- 0	0- 0				
1- 10	0- 1	0- 0	CONFERENCE	0- 3	0- 2	1- 4				
1- 5	0- 1	0- 0	HOME	0- 2	0- 1	1- 1				
0- 5	0- 0	0- 0	AWAY	0- 1	0- 1	0- 3				
0- 0	0- 0	0- 0	NEUTRAL	0- 0	0- 0	0- 0				

RPI	S	Opponent	Score	RPI	S	Opponent	Score	RPI	S	Opponent	Score	RPI	S	Opponent	Score	Team's RPI: 306
25	H	UTEP	57 69	38	A	Miami (FL)	55 83	57	H	Western Ky.	69 71	128	H	Wake Forest	53 57	
								72	H	FGCU	53 81	134	H	Marshall	58 65	
								79	H	Middle Tenn.	62 85	138	A	Southern Miss.	55 82	
								84	H	Marquette	83 95	157	A	Old Dominion	49 84	
								90	A	Charlotte	74 87	162	A	Fla. Atlantic	82 87	
												166	A	Louisiana Tech	63 82	
												168	A	Jacksonville	44 80	
												169	H	UAB	72 61	
												196	H	Rhode Island	50 68	
												228	H	UTSA	52 63	
												258	A	UCF	72 89	
												291	H	Wichita St.	62 76	
												295	H	Florida A&M	81 65	
												301	A	Cleveland St.	57 64	
												316	H	UMass Lowell	71 68	
LAST 12 Division I GAMES:																
79	H	Middle Tenn.	62 85	138	A	Southern Miss.	55 82									
169	H	UAB	72 61	166	A	Louisiana Tech	63 82									
157	A	Old Dominion	49 84	134	H	Marshall	58 65									
90	A	Charlotte	74 87	57	H	Western Ky.	69 71									
25	H	UTEP	57 69	162	A	Fla. Atlantic	82 87									
228	H	UTSA	52 63	128	H	Wake Forest	53 57									

Non-Div I Games:

FIU

■ Loss, 
■ Non-Conf, S Site, 
■ Home 
■ Away 
N Neutral

Average RPI Win:	255	WON-LOST	WINNING	LAST 10	STRENGTH OF	OPP. STRENGTH	TEAM	ADJ.	CONF.	ADJ CONF.
Average RPI Loss:	159	RECORD	PCT. RANK	GAMES	SCHEDULE	OF SCHEDULE	RPI	RPI	RPI	RPI
DIV. I ONLY	13- 10	139	7- 3	275	254	213	213	23	23	
DIV. I NON-CONF.	5- 4	138	0- 0	142	256	161	161	24	24	
TOTALS	RPI 1-25	RPI 26-50	W-L RECORDS	RPI 51-100	RPI 101-150	RPI 150+				
13- 10	0- 0	0- 1	OVERALL	0- 2	1- 2	12- 5				
8- 6	0- 0	0- 0	HOME	0- 2	1- 2	7- 2				
5- 4	0- 0	0- 1	AWAY	0- 0	0- 0	5- 3				
0- 0	0- 0	0- 0	NEUTRAL	0- 0	0- 0	0- 0				
5- 4	0- 0	0- 1	NON-CONFERENCE	0- 2	1- 0	4- 1				
4- 2	0- 0	0- 0	HOME	0- 2	1- 0	3- 0				
1- 2	0- 0	0- 1	AWAY	0- 0	0- 0	1- 1				
0- 0	0- 0	0- 0	NEUTRAL	0- 0	0- 0	0- 0				
8- 6	0- 0	0- 0	CONFERENCE	0- 0	0- 2	8- 4				
4- 4	0- 0	0- 0	HOME	0- 0	0- 2	4- 2				
4- 2	0- 0	0- 0	AWAY	0- 0	0- 0	4- 2				
0- 0	0- 0	0- 0	NEUTRAL	0- 0	0- 0	0- 0				

RPI 1-25				RPI 26-50				RPI 51-100				RPI 101+				Team's RPI: 213	
RPI	S	Opponent	Score	RPI	S	Opponent	Score	RPI	S	Opponent	Score	RPI	S	Opponent	Score		
				33	A	St. John's (NY)	54 73	51	H	Albany (NY)	50 62	117	H	Quinnipiac	55 64		
								77	H	Hofstra	53 67	118	H	Iona	46 56		
												142	H	Harvard	67 50		
												163	A	Cornell	35 59		
												185	H	Marist	57 72		
												214	A	Canisius	51 50		
												214	H	Canisius	52 48		
												219	H	Siena	67 55		
												224	A	Manhattan	59 57		
												224	H	Manhattan	55 70		
												255	A	Loyola Maryland	71 45		
												260	H	Sacred Heart	61 50		
												278	H	La Salle	62 59		
												288	A	Monmouth	68 60		
												289	A	Niagara	55 56		
												289	H	Niagara	61 43		
												299	A	Rider	55 39		
												299	H	Rider	63 56		
												330	A	Saint Peter's	46 56		
												333	H	IPFW	74 62		
LAST 12 Division I GAMES:																	
				219	H	Siena	67 55	224	A	Manhattan	59 57						
				289	H	Niagara	61 43	299	A	Rider	55 39						
				288	A	Monmouth	68 60	330	A	Saint Peter's	46 56						
				299	H	Rider	63 56	224	H	Manhattan	55 70						
				214	H	Canisius	52 48	289	A	Niagara	55 56						
				117	H	Quinnipiac	55 64	214	A	Canisius	51 50						

Non-Div I Games:

Fairfield

■ Loss, 
 ■ Non-Conf, 
 S Site, 
 ■ Home 
 ■ Away 
 N Neutral

Average RPI Win:	296	WON-LOST	WINNING	LAST 10	STRENGTH OF	OPP. STRENGTH	TEAM	ADJ.	CONF.	ADJ CONF.
Average RPI Loss:	206	RECORD	PCT. RANK	GAMES	SCHEDULE	OF SCHEDULE	RPI	RPI	RPI	RPI
DIV. I ONLY	9- 16	248	5- 5	315	336	311	311	31	31	
DIV. I NON-CONF.	3- 10	277	0- 1	228	254	307	307	32	32	
TOTALS	RPI 1-25	RPI 26-50	W-L RECORDS	RPI 51-100	RPI 101-150	RPI 150+				
9- 16	0- 0	0- 1	OVERALL	0- 0	0- 5	9- 10				
6- 7	0- 0	0- 0	HOME	0- 0	0- 1	6- 6				
2- 7	0- 0	0- 1	AWAY	0- 0	0- 2	2- 4				
1- 2	0- 0	0- 0	NEUTRAL	0- 0	0- 2	1- 0				
3- 10	0- 0	0- 1	NON-CONFERENCE	0- 0	0- 5	3- 4				
2- 5	0- 0	0- 0	HOME	0- 0	0- 1	2- 4				
0- 3	0- 0	0- 1	AWAY	0- 0	0- 2	0- 0				
1- 2	0- 0	0- 0	NEUTRAL	0- 0	0- 2	1- 0				
6- 6	0- 0	0- 0	CONFERENCE	0- 0	0- 0	6- 6				
4- 2	0- 0	0- 0	HOME	0- 0	0- 0	4- 2				
2- 4	0- 0	0- 0	AWAY	0- 0	0- 0	2- 4				
0- 0	0- 0	0- 0	NEUTRAL	0- 0	0- 0	0- 0				

RPI 1-25			RPI 26-50			RPI 51-100			RPI 101+			Team's RPI: 311
RPI	S	Opponent	Score	RPI	S	Opponent	Score	RPI	S	Opponent	Score	
				36	A	West Virginia	42 91					
								102	A	Bucknell	62 72	
								106	A	North Carolina	46 64	
								108	N	Yale	58 77	
								118	N	Iona	54 77	
								146	H	Brown	48 63	
								184	A	Robert Morris	83 68	
								211	H	Bryant	41 70	
								219	H	Siena	65 81	
								224	H	Manhattan	78 85	
								229	H	Columbia	83 87	
								233	N	Grand Canyon	74 68	
								260	A	Sacred Heart	61 72	
								276	H	Central Conn. St.	75 78	
								277	A	Saint Francis (PA)	67 87	
								277	H	Saint Francis (PA)	73 72	
								288	H	Monmouth	81 75	
								316	H	UMass Lowell	67 78	
								325	A	LIU Brooklyn	62 65	
								325	H	LIU Brooklyn	75 58	
								330	H	Saint Peter's	73 52	
								337	H	Mt. St. Mary's	66 53	
								342	A	Wagner	73 57	
								344	A	St. Francis Brooklyn	78 88	
								344	H	St. Francis Brooklyn	65 61	
LAST 12 Division I GAMES:												
				344	A	St. Francis Brooklyn	78 88					
				342	A	Wagner	73 57					
				277	H	Saint Francis (PA)	73 72					
				325	A	LIU Brooklyn	62 65					
				325	H	LIU Brooklyn	75 58					
				337	H	Mt. St. Mary's	66 53					
				277	A	Saint Francis (PA)	67 87					
				184	A	Robert Morris	83 68					
				276	H	Central Conn. St.	75 78					
				260	A	Sacred Heart	61 72					
				229	H	Columbia	83 87					
				211	H	Bryant	41 70					

Non-Div I Games:

Fairleigh Dickinson

■ Loss, 
 ■ Non-Conf, 
 ■ S Site, 
 ■ Home 
 ■ A Away 
 N Neutral

Fla. Atlantic

Through Games Of Feb. 8, 2016

Average RPI Win:	207	WON-LOST	WINNING	LAST 10	STRENGTH OF	OPP. STRENGTH	TEAM	ADJ.	CONF.	ADJ CONF.
Average RPI Loss:	112	RECORD	PCT. RANK	GAMES	SCHEDULE	OF SCHEDULE	RPI	RPI	RPI	RPI
DIV. I ONLY	10- 11	185	2- 8	69	181	162	162	12	12	
DIV. I NON-CONF.	7- 3	91	1- 0	60	297	76	76	10	10	
TOTALS	RPI 1-25	RPI 26-50	W-L RECORDS	RPI 51-100	RPI 101-150	RPI 150+				
10- 11	0- 1	0- 1	OVERALL	1- 4	2- 1	7- 4				
8- 5	0- 1	0- 0	HOME	0- 3	2- 0	6- 1				
1- 6	0- 0	0- 1	AWAY	1- 1	0- 1	0- 3				
1- 0	0- 0	0- 0	NEUTRAL	0- 0	0- 0	1- 0				
7- 3	0- 0	0- 1	NON-CONFERENCE	1- 1	1- 0	5- 1				
5- 1	0- 0	0- 0	HOME	0- 1	1- 0	4- 0				
1- 2	0- 0	0- 1	AWAY	1- 0	0- 0	0- 1				
1- 0	0- 0	0- 0	NEUTRAL	0- 0	0- 0	1- 0				
3- 8	0- 1	0- 0	CONFERENCE	0- 3	1- 1	2- 3				
3- 4	0- 1	0- 0	HOME	0- 2	1- 0	2- 1				
0- 4	0- 0	0- 0	AWAY	0- 1	0- 1	0- 2				
0- 0	0- 0	0- 0	NEUTRAL	0- 0	0- 0	0- 0				

RPI 1-25				RPI 26-50				RPI 51-100				RPI 101+ Team's RPI: 162			
RPI	S	Opponent	Score	RPI	S	Opponent	Score	RPI	S	Opponent	Score	RPI	S	Opponent	Score
25	H	UTEP	66 78	49	A	Kansas St.	53 102	57	H	Western Ky.	62 81	107	H	Akron	91 77
								72	A	FGCU	62 55	134	H	Marshall	84 73
								79	H	Middle Tenn.	73 83	138	A	Southern Miss.	80 89
								81	H	South Dakota	53 76	157	A	Old Dominion	45 85
								90	A	Charlotte	79 85	166	A	Louisiana Tech	62 65
												169	H	UAB	62 67
												175	H	Milwaukee	71 67
												225	A	Montana	69 83
												228	H	UTSA	64 51
												242	N	Tennessee St.	69 64
												248	H	Bethune-Cookman	82 60
												251	H	Miami (OH)	68 65
												304	H	Delaware St.	83 55
												306	H	FIU	87 82
LAST 12 Division I GAMES:															
169	H	UAB	62 67	166	A	Louisiana Tech	62 65								
79	H	Middle Tenn.	73 83	138	A	Southern Miss.	80 89								
90	A	Charlotte	79 85	57	H	Western Ky.	62 81								
157	A	Old Dominion	45 85	134	H	Marshall	84 73								
228	H	UTSA	64 51	306	H	FIU	87 82								
25	H	UTEP	66 78	251	H	Miami (OH)	68 65								

Non-Div I Games: Keiser 74 52

Fla. Atlantic

Loss, Non-Conf, S Site, H Home A Away N Neutral

Average RPI Win:	136	WON-LOST	WINNING	LAST 10	STRENGTH OF	OPP. STRENGTH	TEAM	ADJ.	CONF.	ADJ CONF.
Average RPI Loss:	36	RECORD	PCT. RANK	GAMES	SCHEDULE	OF SCHEDULE	RPI	RPI	RPI	RPI
DIV. I ONLY	19- 4	24	7- 3	63	30	21	21	2	2	
DIV. I NON-CONF.	12- 1	9	2- 0	138	93	19	19	2	2	
TOTALS	RPI 1-25	RPI 26-50	W-L RECORDS	RPI 51-100	RPI 101-150	RPI 150+				
19- 4	4- 1	1- 2	OVERALL	2- 1	5- 0	7- 0				
11- 2	3- 1	1- 1	HOME	1- 0	2- 0	4- 0				
6- 2	1- 0	0- 1	AWAY	0- 1	3- 0	2- 0				
2- 0	0- 0	0- 0	NEUTRAL	1- 0	0- 0	1- 0				
12- 1	1- 0	1- 0	NON-CONFERENCE	2- 1	1- 0	7- 0				
7- 0	1- 0	1- 0	HOME	1- 0	0- 0	4- 0				
3- 1	0- 0	0- 0	AWAY	0- 1	1- 0	2- 0				
2- 0	0- 0	0- 0	NEUTRAL	1- 0	0- 0	1- 0				
7- 3	3- 1	0- 2	CONFERENCE	0- 0	4- 0	0- 0				
4- 2	2- 1	0- 1	HOME	0- 0	2- 0	0- 0				
3- 1	1- 0	0- 1	AWAY	0- 0	2- 0	0- 0				
0- 0	0- 0	0- 0	NEUTRAL	0- 0	0- 0	0- 0				

RPI	S	Opponent	Score	RPI	S	Opponent	Score	RPI	S	Opponent	Score	RPI	S	Opponent	Score
14	H	Florida St.	82 72	28	H	Georgia	61 71	52	H	Arkansas St.	76 72	116	H	LSU	53 45
15	A	Tennessee	74 66	32	A	Missouri	64 79	54	N	Ball St.	85 79	131	A	Arkansas	71 66
17	H	Texas A&M	83 81	40	H	North Carolina St.	79 72	60	A	Temple	91 97	137	A	Ole Miss	85 65
22	H	Mississippi St.	70 76									141	A	Wisconsin	91 75
23	H	Kentucky	85 79									149	H	Alabama	80 72
												181	A	Colorado	83 61
												184	H	Robert Morris	79 52
												210	A	South Ala.	72 60
												258	N	UCF	93 79
												277	H	Saint Francis (PA)	122 65
												285	H	Kennesaw St.	84 57
												293	H	Savannah St.	99 34
LAST 12 Division I GAMES:															
17	H	Texas A&M	83 81	28	H	Georgia	61 71	137	A	Ole Miss	85 65	15	A	Tennessee	74 66
23	H	Kentucky	85 79	131	A	Arkansas	71 66	22	H	Mississippi St.	70 76	258	N	UCF	93 79
32	A	Missouri	64 79	149	H	Alabama	80 72	40	H	North Carolina St.	79 72				
116	H	LSU	53 45												

Non-Div I Games:

Florida

■ Loss, 
 ■ Non-Conf, S Site, 
 ■ Home 
 ■ Away 
 N Neutral

Average RPI Win:	277	WON-LOST	WINNING	LAST 10	STRENGTH OF	OPP. STRENGTH	TEAM	ADJ.	CONF.	ADJ CONF.
Average RPI Loss:	220	RECORD	PCT. RANK	GAMES	SCHEDULE	OF SCHEDULE	RPI	RPI	RPI	RPI
DIV. I ONLY	10- 10	167	6- 3	347	257	295	295	30	30	
DIV. I NON-CONF.	4- 7	222	2- 1	343	133	313	313	30	30	
TOTALS	RPI 1-25	RPI 26-50	W-L RECORDS	RPI 51-100	RPI 101-150	RPI 150+				
10- 10	0- 0	0- 1	OVERALL	0- 0	0- 2	10- 7				
5- 4	0- 0	0- 0	HOME	0- 0	0- 1	5- 3				
3- 5	0- 0	0- 1	AWAY	0- 0	0- 1	3- 3				
2- 1	0- 0	0- 0	NEUTRAL	0- 0	0- 0	2- 1				
4- 7	0- 0	0- 1	NON-CONFERENCE	0- 0	0- 2	4- 4				
1- 2	0- 0	0- 0	HOME	0- 0	0- 1	1- 1				
1- 4	0- 0	0- 1	AWAY	0- 0	0- 1	1- 2				
2- 1	0- 0	0- 0	NEUTRAL	0- 0	0- 0	2- 1				
6- 3	0- 0	0- 0	CONFERENCE	0- 0	0- 0	6- 3				
4- 2	0- 0	0- 0	HOME	0- 0	0- 0	4- 2				
2- 1	0- 0	0- 0	AWAY	0- 0	0- 0	2- 1				
0- 0	0- 0	0- 0	NEUTRAL	0- 0	0- 0	0- 0				

RPI 1-25			RPI 26-50			RPI 51-100			RPI 101+ Team's RPI: 295		
RPI	S	Opponent	Score	RPI	S	Opponent	Score	RPI	S	Opponent	Score
				26	A	Southern California	45 88				
								106	A	North Carolina	58 94
								126	H	Mercer	50 54
								167	A	Hampton	66 59
								197	N	UC Davis	61 58
								215	H	Morgan St.	62 67
								237	A	Clemson	77 68
								248	A	Bethune-Cookman	60 67
								253	H	Coppin St.	79 73
								258	A	UCF	55 93
								285	H	Kennesaw St.	69 67
								293	H	Savannah St.	59 38
								298	N	Western Caro.	53 69
								303	H	Southeastern La.	57 62
								304	H	Delaware St.	86 56
								306	A	FIU	65 81
								313	H	South Carolina St.	62 68
								335	N	New Orleans	71 60
								346	A	Norfolk St.	83 67
								349	H	N.C. Central	55 45
LAST 12 Division I GAMES:											
304	H	Delaware St.	86 56	346	A	Norfolk St.	83 67				
349	H	N.C. Central	55 45	126	H	Mercer	50 54				
248	A	Bethune-Cookman	60 67	293	H	Savannah St.	59 38				
253	H	Coppin St.	79 73	237	A	Clemson	77 68				
215	H	Morgan St.	62 67	197	N	UC Davis	61 58				
167	A	Hampton	66 59	26	A	Southern California	45 88				

Non-Div I Games: Clark Atlanta 98 88 Fla. Memorial 66 62

Florida A&amp;M

■ Loss, 
 ■ Non-Conf, 
 ■ S Site, 
 ■ Home 
 ■ A Away 
 N Neutral



Average RPI Win:	156	WON-LOST	WINNING	LAST 10	STRENGTH OF	OPP. STRENGTH	TEAM	ADJ.	CONF.	ADJ CONF.
Average RPI Loss:	13	RECORD	PCT. RANK	GAMES	SCHEDULE	OF SCHEDULE	RPI	RPI	RPI	RPI
DIV. I ONLY	19- 4	24	9- 1	55	68	14	14	5	5	
DIV. I NON-CONF.	10- 3	61	1- 1	34	122	26	26	5	5	
TOTALS	RPI 1-25	RPI 26-50	W-L RECORDS	RPI 51-100	RPI 101-150	RPI 150+				
19- 4	0- 4	2- 0	OVERALL	6- 0	3- 0	8- 0				
13- 0	0- 0	1- 0	HOME	6- 0	1- 0	5- 0				
5- 3	0- 3	1- 0	AWAY	0- 0	2- 0	2- 0				
1- 1	0- 1	0- 0	NEUTRAL	0- 0	0- 0	1- 0				
10- 3	0- 3	1- 0	NON-CONFERENCE	2- 0	1- 0	6- 0				
8- 0	0- 0	1- 0	HOME	2- 0	1- 0	4- 0				
1- 2	0- 2	0- 0	AWAY	0- 0	0- 0	1- 0				
1- 1	0- 1	0- 0	NEUTRAL	0- 0	0- 0	1- 0				
9- 1	0- 1	1- 0	CONFERENCE	4- 0	2- 0	2- 0				
5- 0	0- 0	0- 0	HOME	4- 0	0- 0	1- 0				
4- 1	0- 1	1- 0	AWAY	0- 0	2- 0	1- 0				
0- 0	0- 0	0- 0	NEUTRAL	0- 0	0- 0	0- 0				

RPI	S	Opponent	Score	RPI	S	Opponent	Score	RPI	S	Opponent	Score	RPI	S	Opponent	Score
2	N	UConn	49 73	38	A	Miami (FL)	69 58	60	H	Temple	75 47	126	H	Mercer	79 36
10	A	Arizona St.	56 68	42	H	Rutgers	65 43	75	H	Georgia Tech	75 69	128	A	Wake Forest	96 55
18	A	Louisville	69 79					80	H	Tulane	78 72	145	A	Pittsburgh	66 55
21	A	Florida	72 82					94	H	Virginia Tech	68 50	168	H	Jacksonville	77 60
								94	H	Virginia	70 48	169	H	UAB	84 44
								100	H	Boston College	75 42	237	A	Clemson	85 40
												237	H	Clemson	75 56
												257	N	Sam Houston St.	94 37
												292	H	Murray St.	101 59
												297	H	North Florida	80 28
												325	A	LIU Brooklyn	78 42
LAST 12 Division I GAMES:															
237	H	Clemson	75 56	237	A	Clemson	85 40								
94	H	Virginia Tech	68 50	75	H	Georgia Tech	75 69								
128	A	Wake Forest	96 55	100	H	Boston College	75 42								
38	A	Miami (FL)	69 58	18	A	Louisville	69 79								
94	H	Virginia	70 48	168	H	Jacksonville	77 60								
145	A	Pittsburgh	66 55	10	A	Arizona St.	56 68								

Non-Div I Games:

Florida St.

Average RPI Win: <b>215</b>	WON-LOST	WINNING	LAST 10	STRENGTH OF	OPP. STRENGTH	TEAM	ADJ.	CONF.	ADJ CONF.
Average RPI Loss: <b>85</b>	RECORD	PCT. RANK	GAMES	SCHEDULE	OF SCHEDULE	RPI	RPI	RPI	RPI
DIV. I ONLY	<b>11- 12</b>	<b>182</b>	<b>6- 4</b>	<b>89</b>	<b>106</b>	<b>152</b>	<b>152</b>	<b>7</b>	<b>7</b>
DIV. I NON-CONF.	<b>5- 8</b>	<b>209</b>	<b>1- 1</b>	<b>164</b>	<b>152</b>	<b>223</b>	<b>223</b>	<b>8</b>	<b>8</b>
TOTALS	RPI 1-25	RPI 26-50	W-L RECORDS	RPI 51-100	RPI 101-150	RPI 150+			
11- 12	0- 1	1- 4	OVERALL	1- 3	0- 1	9- 3			
9- 3	0- 0	1- 0	HOME	1- 2	0- 0	7- 1			
2- 7	0- 0	0- 2	AWAY	0- 1	0- 0	2- 0			
0- 2	0- 0	0- 1	NEUTRAL	0- 0	0- 1	0- 0			
5- 8	0- 0	0- 3	NON-CONFERENCE	0- 2	0- 1	5- 2			
4- 3	0- 0	0- 0	HOME	0- 2	0- 0	4- 1			
1- 3	0- 0	0- 2	AWAY	0- 0	0- 0	1- 1			
0- 2	0- 0	0- 1	NEUTRAL	0- 0	0- 1	0- 0			
6- 4	0- 1	1- 1	CONFERENCE	1- 1	0- 0	4- 1			
5- 0	0- 0	1- 0	HOME	1- 0	0- 0	3- 0			
1- 4	0- 1	0- 1	AWAY	0- 1	0- 0	1- 1			
0- 0	0- 0	0- 0	NEUTRAL	0- 0	0- 0	0- 0			

RPI	S	Opponent	Score	RPI	S	Opponent	Score	RPI	S	Opponent	Score	RPI	S	Opponent	Score	Team's RPI: 152
24	A	Duquesne	40 <b>55</b>	27	N	Syracuse	54 <b>76</b>	58	H	Vanderbilt	40 <b>53</b>	130	N	Texas Tech	48 <b>62</b>	
				29	A	Seton Hall	54 <b>66</b>	60	H	Temple	44 <b>57</b>	155	A	Penn St.	59 <b>75</b>	
				34	A	St. Bonaventure	41 <b>55</b>	96	H	Saint Joseph's	47 40	165	A	Davidson	51 <b>69</b>	
				35	H	George Washington	76 69	97	A	VCU	51 <b>61</b>	165	H	Davidson	51 40	
				46	A	Princeton	44 <b>55</b>					177	H	George Mason	66 54	
												194	H	Delaware	48 <b>55</b>	
												196	H	Rhode Island	50 42	
												224	A	Manhattan	60 49	
												239	A	Massachusetts	60 55	
												276	H	Central Conn. St.	63 48	
												304	H	Delaware St.	74 58	
												326	H	Lafayette	61 49	
												328	H	A&M-Corpus Christi	67 49	
LAST 12 Division I GAMES:																
239	A	Massachusetts	60 55	177	H	George Mason	66 54									
35	H	George Washington	76 69	24	A	Duquesne	40 <b>55</b>									
196	H	Rhode Island	50 42	34	A	St. Bonaventure	41 <b>55</b>									
97	A	VCU	51 <b>61</b>	165	H	Davidson	51 40									
165	A	Davidson	51 <b>69</b>	58	H	Vanderbilt	40 <b>53</b>									
96	H	Saint Joseph's	47 40	328	H	A&M-Corpus Christi	67 49									

Non-Div I Games:

Fordham

Average RPI Win:	227	WON-LOST	WINNING	LAST 10	STRENGTH OF	OPP. STRENGTH	TEAM	ADJ.	CONF.	ADJ CONF.
Average RPI Loss:	91	RECORD	PCT. RANK	GAMES	SCHEDULE	OF SCHEDULE	RPI	RPI	RPI	RPI
DIV. I ONLY	11- 8	126	9- 1	143	143	122	122	19	19	
DIV. I NON-CONF.	2- 7	280	0- 2	19	57	180	180	20	20	
TOTALS	RPI 1-25	RPI 26-50	W-L RECORDS	RPI 51-100	RPI 101-150	RPI 150+				
11- 8	0- 0	0- 3	OVERALL	0- 3	1- 0	10- 2				
5- 4	0- 0	0- 2	HOME	0- 1	1- 0	4- 1				
5- 4	0- 0	0- 1	AWAY	0- 2	0- 0	5- 1				
1- 0	0- 0	0- 0	NEUTRAL	0- 0	0- 0	1- 0				
2- 7	0- 0	0- 3	NON-CONFERENCE	0- 3	0- 0	2- 1				
1- 3	0- 0	0- 2	HOME	0- 1	0- 0	1- 0				
0- 4	0- 0	0- 1	AWAY	0- 2	0- 0	0- 1				
1- 0	0- 0	0- 0	NEUTRAL	0- 0	0- 0	1- 0				
9- 1	0- 0	0- 0	CONFERENCE	0- 0	1- 0	8- 1				
4- 1	0- 0	0- 0	HOME	0- 0	1- 0	3- 1				
5- 0	0- 0	0- 0	AWAY	0- 0	0- 0	5- 0				
0- 0	0- 0	0- 0	NEUTRAL	0- 0	0- 0	0- 0				

RPI S	Opponent	Score	RPI S	Opponent	Score	RPI S	Opponent	Score	RPI S	Opponent	Score	Team's RPI: 122
35	H George Washington	53 61	65	H San Diego	68 72	129	H Boise St.	62 57				
37	H Washington	79 89	68	A Utah	63 78	180	A UNLV	57 52				
48	A St. Mary's (CA)	81 83	70	A UC Riverside	68 86	180	H UNLV	58 54				
						189	A New Mexico	69 65				
						193	A Cal Poly	60 64				
						195	N Northeastern	69 55				
						209	A San Jose St.	59 54				
						209	H San Jose St.	64 66				
						246	H CSU Bakersfield	57 52				
						252	A Wyoming	49 42				
						261	H San Diego St.	54 49				
						312	A Nevada	67 59				
						343	H Air Force	70 46				
LAST 12 Division I GAMES:												
180	A UNLV	57 52	129	H Boise St.	62 57							
209	H San Jose St.	64 66	312	A Nevada	67 59							
252	A Wyoming	49 42	189	A New Mexico	69 65							
343	H Air Force	70 46	180	H UNLV	58 54							
261	H San Diego St.	54 49	68	A Utah	63 78							
209	A San Jose St.	59 54	65	H San Diego	68 72							

Non-Div I Games: Fresno Pacific 78 33 Stanislaus St. 72 49

Fresno St.

■ Loss, 
 ■ Non-Conf, S Site, 
 ■ Home 
 ■ Away 
 N Neutral

Average RPI Win:	259	WON-LOST	WINNING	LAST 10	STRENGTH OF	OPP. STRENGTH	TEAM	ADJ.	CONF.	ADJ CONF.
Average RPI Loss:	130	RECORD	PCT. RANK	GAMES	SCHEDULE	OF SCHEDULE	RPI	RPI	RPI	RPI
DIV. I ONLY	9- 13	224	4- 6	197	213	216	216	17	17	
DIV. I NON-CONF.	5- 8	209	0- 2	239	268	228	228	16	16	
TOTALS	RPI 1-25	RPI 26-50	W-L RECORDS	RPI 51-100	RPI 101-150	RPI 150+				
9- 13	0- 0	0- 1	OVERALL	0- 5	1- 4	8- 3				
4- 5	0- 0	0- 0	HOME	0- 2	1- 2	3- 1				
5- 8	0- 0	0- 0	AWAY	0- 1	0- 1	5- 0				
0- 0	0- 0	0- 0	NEUTRAL	0- 0	0- 0	0- 0				
5- 8	0- 0	0- 1	NON-CONFERENCE	0- 3	0- 1	5- 3				
3- 2	0- 0	0- 0	HOME	0- 1	0- 0	3- 1				
2- 6	0- 0	0- 1	AWAY	0- 2	0- 1	2- 2				
0- 0	0- 0	0- 0	NEUTRAL	0- 0	0- 0	0- 0				
4- 5	0- 0	0- 0	CONFERENCE	0- 2	1- 3	3- 0				
1- 3	0- 0	0- 0	HOME	0- 1	1- 2	0- 0				
3- 2	0- 0	0- 0	AWAY	0- 1	0- 1	3- 0				
0- 0	0- 0	0- 0	NEUTRAL	0- 0	0- 0	0- 0				

RPI S	Opponent	Score	RPI S	Opponent	Score	RPI S	Opponent	Score	RPI S	Opponent	Score	Team's RPI: 216
28	A Georgia	39 77	56	A Chattanooga	46 61	121	H Samford	45 58				
			56	H Chattanooga	50 56	126	H Mercer	50 61				
			71	H Elon	55 65	143	A UNC Asheville	71 84				
			94	A Virginia Tech	30 59	147	A ETSU	64 68				
			97	A VCU	45 67	147	H ETSU	81 77				
						165	H Davidson	51 69				
						204	A Richmond	69 62				
						235	A USC Upstate	75 63				
						237	H Clemson	70 49				
						238	A Appalachian St.	78 92				
						286	A UNCG	75 59				
						298	A Western Caro.	83 76				
						302	A Wofford	70 61				
						309	H Winthrop	71 52				
						313	H South Carolina St.	59 46				
						349	A N.C. Central	61 66				
LAST 12 Division I GAMES:												
147	A ETSU	64 68	302	A Wofford	70 61							
56	A Chattanooga	46 61	56	H Chattanooga	50 56							
126	H Mercer	50 61	147	H ETSU	81 77							
121	H Samford	45 58	349	A N.C. Central	61 66							
286	A UNCG	75 59	94	A Virginia Tech	30 59							
298	A Western Caro.	83 76	238	A Appalachian St.	78 92							

Non-Div I Games: Converse 89 52 North Greenville 69 39

Furman

Loss, Non-Conf, S Site, H Home A Away N Neutral

## Ga. Southern

Through Games Of Feb. 8, 2016

Average RPI Win:	251	WON-LOST	WINNING	LAST 10	STRENGTH OF	OPP. STRENGTH	TEAM	ADJ.	CONF.	ADJ CONF.
Average RPI Loss:	173	RECORD	PCT. RANK	GAMES	SCHEDULE	OF SCHEDULE	RPI	RPI	RPI	RPI
DIV. I ONLY	7- 14	258	4- 6	222	267	270	270	16	16	
DIV. I NON-CONF.	3- 6	234	0- 0	222	344	269	269	14	14	
TOTALS	RPI 1-25	RPI 26-50	W-L RECORDS	RPI 51-100	RPI 101-150	RPI 150+				
7- 14	0- 0	0- 1	OVERALL	0- 1	0- 2	7- 10				
4- 6	0- 0	0- 0	HOME	0- 0	0- 1	4- 5				
3- 7	0- 0	0- 1	AWAY	0- 1	0- 1	3- 4				
0- 1	0- 0	0- 0	NEUTRAL	0- 0	0- 0	0- 1				
3- 6	0- 0	0- 1	NON-CONFERENCE	0- 0	0- 1	3- 4				
2- 2	0- 0	0- 0	HOME	0- 0	0- 0	2- 2				
1- 3	0- 0	0- 1	AWAY	0- 0	0- 1	1- 1				
0- 1	0- 0	0- 0	NEUTRAL	0- 0	0- 0	0- 1				
4- 8	0- 0	0- 0	CONFERENCE	0- 1	0- 1	4- 6				
2- 4	0- 0	0- 0	HOME	0- 0	0- 1	2- 3				
2- 4	0- 0	0- 0	AWAY	0- 1	0- 0	2- 3				
0- 0	0- 0	0- 0	NEUTRAL	0- 0	0- 0	0- 0				

RPI	S	Opponent	Score	RPI	S	Opponent	Score	RPI	S	Opponent	Score	RPI	S	Opponent	Score	Team's RPI: 270
28	A	Georgia	75	52	A	Arkansas St.	77	125	H	La.-Lafayette	56	126	A	Mercer	62	
								156	A	Texas-Arlington	70	156	H	Texas-Arlington	53	
								171	A	Little Rock	69	179	A	Stetson	79	
								184	H	Robert Morris	64	187	A	Texas St.	61	
								187	H	Texas St.	64	192	H	Troy	81	
								210	H	South Ala.	43	238	A	Appalachian St.	50	
								248	N	Bethune-Cookman	65	263	A	Georgia St.	50	
								275	H	Jacksonville St.	56	279	H	La.-Monroe	50	
								293	A	Savannah St.	48	294	H	Charleston So.	51	
								334	H	Lipscomb	66					
LAST 12 Division I GAMES:																
187	H	Texas St.	64	279	H	La.-Monroe	50									
156	H	Texas-Arlington	53	125	H	La.-Lafayette	56									
52	A	Arkansas St.	77	192	H	Troy	81									
171	A	Little Rock	69	210	H	South Ala.	43									
238	A	Appalachian St.	50	156	A	Texas-Arlington	70									
263	A	Georgia St.	50	187	A	Texas St.	61									

Non-Div I Games:

Ga. Southern

■ Loss, 
■ Non-Conf, 
■ S Site, 
■ H Home 
■ A Away 
N Neutral

Average RPI Win:	<b>243</b>	WON-LOST	WINNING	LAST 10	STRENGTH OF	OPP. STRENGTH	TEAM	ADJ.	CONF.	ADJ CONF.
Average RPI Loss:	<b>182</b>	RECORD	PCT. RANK	GAMES	SCHEDULE	OF SCHEDULE	RPI	RPI	RPI	RPI
DIV. I ONLY	<b>13- 8</b>	<b>107</b>	<b>8- 2</b>	<b>320</b>	<b>225</b>	<b>223</b>	<b>223</b>	<b>26</b>	<b>26</b>	
DIV. I NON-CONF.	<b>4- 4</b>	<b>160</b>	<b>0- 0</b>	<b>311</b>	<b>70</b>	<b>261</b>	<b>261</b>	<b>28</b>	<b>28</b>	
TOTALS	RPI 1-25	RPI 26-50	W-L RECORDS	RPI 51-100	RPI 101-150	RPI 150+				
13- 8	0- 0	0- 0	OVERALL	0- 0	3- 4	10- 4				
10- 2	0- 0	0- 0	HOME	0- 0	1- 1	9- 1				
3- 3	0- 0	0- 0	AWAY	0- 0	2- 1	1- 2				
0- 3	0- 0	0- 0	NEUTRAL	0- 0	0- 2	0- 1				
4- 4	0- 0	0- 0	NON-CONFERENCE	0- 0	1- 3	3- 1				
3- 1	0- 0	0- 0	HOME	0- 0	0- 1	3- 0				
1- 0	0- 0	0- 0	AWAY	0- 0	1- 0	0- 0				
0- 3	0- 0	0- 0	NEUTRAL	0- 0	0- 2	0- 1				
9- 4	0- 0	0- 0	CONFERENCE	0- 0	2- 1	7- 3				
7- 1	0- 0	0- 0	HOME	0- 0	1- 0	6- 1				
2- 3	0- 0	0- 0	AWAY	0- 0	1- 1	1- 2				
0- 0	0- 0	0- 0	NEUTRAL	0- 0	0- 0	0- 0				

RPI 1-25			RPI 26-50			RPI 51-100			RPI 101+			Team's RPI: 223
RPI	S	Opponent	Score	RPI	S	Opponent	Score	RPI	S	Opponent	Score	
								101	A	Liberty	51	73
								101	H	Liberty	61	57
								104	N	Arizona	60	79
								106	A	North Carolina	66	65
								123	N	Western Mich.	44	71
								140	H	Pacific	77	84
								143	A	UNC Asheville	58	56
								158	N	SMU	61	69
								222	A	Presbyterian	53	60
								226	H	Radford	54	50
								232	H	High Point	82	70
								280	A	Campbell	70	35
								280	H	Campbell	68	56
								285	H	Kennesaw St.	70	56
								286	H	UNCG	59	57
								294	H	Charleston So.	63	55
								300	H	Coastal Caro.	56	59
								302	H	Wofford	64	61
								309	A	Winthrop	62	81
								309	H	Winthrop	70	52
								317	H	Longwood	67	42
LAST 12 Division I GAMES:												
309	H	Winthrop	70	52	143	A	UNC Asheville	58	56			
280	H	Campbell	68	56	294	H	Charleston So.	63	55			
222	A	Presbyterian	53	60	232	H	High Point	82	70			
101	A	Liberty	51	73	280	A	Campbell	70	35			
226	H	Radford	54	50	300	H	Coastal Caro.	56	59			
317	H	Longwood	67	42	104	N	Arizona	60	79			

Non-Div I Games: Montreat 84 49 Bluefield Col. 64 51

Gardner-Webb

Loss, Non-Conf, S Site, H Home A Away N Neutral

## George Mason

Through Games Of Feb. 8, 2016

Average RPI Win:	206	WON-LOST	WINNING	LAST 10	STRENGTH OF	OPP. STRENGTH	TEAM	ADJ.	CONF.	ADJ CONF.
Average RPI Loss:	98	RECORD	PCT. RANK	GAMES	SCHEDULE	OF SCHEDULE	RPI	RPI	RPI	RPI
DIV. I ONLY	10- 14	221	4- 6	116	100	177	177	7	7	
DIV. I NON-CONF.	5- 8	209	0- 1	250	118	234	234	8	8	
TOTALS	RPI 1-25	RPI 26-50	W-L RECORDS	RPI 51-100	RPI 101-150	RPI 150+				
10- 14	0- 1	0- 2	OVERALL	3- 5	0- 2	7- 4				
7- 3	0- 1	0- 0	HOME	2- 1	0- 1	5- 0				
1- 10	0- 0	0- 2	AWAY	1- 3	0- 1	0- 4				
2- 1	0- 0	0- 0	NEUTRAL	0- 1	0- 0	2- 0				
5- 8	0- 0	0- 0	NON-CONFERENCE	0- 4	0- 2	5- 2				
3- 1	0- 0	0- 0	HOME	0- 0	0- 1	3- 0				
0- 6	0- 0	0- 0	AWAY	0- 3	0- 1	0- 2				
2- 1	0- 0	0- 0	NEUTRAL	0- 1	0- 0	2- 0				
5- 6	0- 1	0- 2	CONFERENCE	3- 1	0- 0	2- 2				
4- 2	0- 1	0- 0	HOME	2- 1	0- 0	2- 0				
1- 4	0- 0	0- 2	AWAY	1- 0	0- 0	0- 2				
0- 0	0- 0	0- 0	NEUTRAL	0- 0	0- 0	0- 0				

RPI 1-25				RPI 26-50				RPI 51-100				RPI 101+ Team's RPI: 177			
RPI	S	Opponent	Score	RPI	S	Opponent	Score	RPI	S	Opponent	Score	RPI	S	Opponent	Score
24	H	Duquesne	56 72	34	A	St. Bonaventure	55 70	55	A	Auburn	59 88	104	A	Arizona	60 68
				35	A	George Washington	68 82	57	N	Western Ky.	58 84	105	H	Georgetown	57 63
								68	A	Utah	62 74	152	A	Fordham	54 66
								78	A	Saint Louis	73 63	165	A	Davidson	63 68
								78	H	Saint Louis	50 61	178	N	Tulsa	64 63
								94	A	Virginia Tech	63 80	180	A	UNLV	59 67
								96	H	Saint Joseph's	55 41	194	H	Delaware	90 83
								97	H	VCU	70 54	226	A	Radford	63 66
												239	H	Massachusetts	64 59
												268	N	Pepperdine	71 63
												278	H	La Salle	79 70
												290	H	Towson	88 76
												343	H	Air Force	69 52
LAST 12 Division I GAMES:															
96	H	Saint Joseph's	55 41	34	A	St. Bonaventure	55 70								
165	A	Davidson	63 68	152	A	Fordham	54 66								
239	H	Massachusetts	64 59	278	H	La Salle	79 70								
78	H	Saint Louis	50 61	24	H	Duquesne	56 72								
35	A	George Washington	68 82	78	A	Saint Louis	73 63								
97	H	VCU	70 54	104	A	Arizona	60 68								

Non-Div I Games:

George Mason

■ Loss, 
 ■ Non-Conf, 
 ■ S Site, 
 ■ H Home 
 ■ A Away 
 N Neutral

Average RPI Win:	154	WON-LOST	WINNING	LAST 10	STRENGTH OF	OPP. STRENGTH	TEAM	ADJ.	CONF.	ADJ CONF.
Average RPI Loss:	82	RECORD	PCT. RANK	GAMES	SCHEDULE	OF SCHEDULE	RPI	RPI	RPI	RPI
DIV. I ONLY	20- 4	19	9- 1	111	69	35	35	7	7	
DIV. I NON-CONF.	10- 3	61	1- 0	98	45	48	48	8	8	
TOTALS	RPI 1-25	RPI 26-50	W-L RECORDS	RPI 51-100	RPI 101-150	RPI 150+				
20- 4	1- 1	2- 0	OVERALL	3- 2	3- 0	11- 1				
10- 1	0- 0	0- 0	HOME	2- 1	1- 0	7- 0				
8- 2	1- 1	1- 0	AWAY	1- 0	2- 0	3- 1				
2- 1	0- 0	1- 0	NEUTRAL	0- 1	0- 0	1- 0				
10- 3	0- 1	1- 0	NON-CONFERENCE	1- 2	3- 0	5- 0				
5- 1	0- 0	0- 0	HOME	1- 1	1- 0	3- 0				
3- 1	0- 1	0- 0	AWAY	0- 0	2- 0	1- 0				
2- 1	0- 0	1- 0	NEUTRAL	0- 1	0- 0	1- 0				
10- 1	1- 0	1- 0	CONFERENCE	2- 0	0- 0	6- 1				
5- 0	0- 0	0- 0	HOME	1- 0	0- 0	4- 0				
5- 1	1- 0	1- 0	AWAY	1- 0	0- 0	2- 1				
0- 0	0- 0	0- 0	NEUTRAL	0- 0	0- 0	0- 0				

RPI 1-25				RPI 26-50				Team's RPI: 35				RPI 51-100				RPI 101+			
RPI	S	Opponent	Score	RPI	S	Opponent	Score	RPI	S	Opponent	Score	RPI	S	Opponent	Score	RPI	S	Opponent	Score
6	A	Stanford	63 84	45	A	Dayton	62 61	64	H	Villanova	78 70	118	H	Iona	70 65				
24	A	Duquesne	70 52	50	N	Iowa	81 77	72	H	FGCU	60 64	119	A	Memphis	68 62				
								78	H	Saint Louis	89 80	122	A	Fresno St.	61 53				
								96	A	Saint Joseph's	70 45	152	A	Fordham	69 76				
								99	N	Wright St.	71 77	153	A	Illinois	70 57				
												165	A	Davidson	79 60				
												177	H	George Mason	82 68				
												196	H	Rhode Island	68 52				
												204	A	Richmond	62 47				
												221	H	Hartford	82 51				
												230	H	Grambling	85 58				
												239	H	Massachusetts	67 50				
												240	N	Houston	82 78				
												254	H	American	78 48				
												278	H	La Salle	83 59				
LAST 12 Division I GAMES:																			
204	A	Richmond	62 47	24	A	Duquesne	70 52												
152	A	Fordham	69 76	278	H	La Salle	83 59												
78	H	Saint Louis	89 80	45	A	Dayton	62 61												
165	A	Davidson	79 60	196	H	Rhode Island	68 52												
177	H	George Mason	82 68	96	A	Saint Joseph's	70 45												
239	H	Massachusetts	67 50	221	H	Hartford	82 51												

Non-Div I Games:

George Washington

■ Loss, 
 ■ Non-Conf, S Site, 
 ■ Home 
 ■ Away 
 N Neutral



## Georgetown

Through Games Of Feb. 8, 2016

Average RPI Win:	186	WON-LOST	WINNING	LAST 10	STRENGTH OF	OPP. STRENGTH	TEAM	ADJ.	CONF.	ADJ CONF.
Average RPI Loss:	81	RECORD	PCT. RANK	GAMES	SCHEDULE	OF SCHEDULE	RPI	RPI	RPI	RPI
DIV. I ONLY	13- 10	139	5- 5	138	81	105	105	6	6	
DIV. I NON-CONF.	7- 3	91	0- 0	184	272	87	87	6	6	
TOTALS	RPI 1-25	RPI 26-50	W-L RECORDS	RPI 51-100	RPI 101-150	RPI 150+				
13- 10	0- 2	0- 3	OVERALL	3- 1	3- 3	7- 1				
6- 3	0- 1	0- 2	HOME	2- 0	1- 0	3- 0				
5- 7	0- 1	0- 1	AWAY	1- 1	1- 3	3- 1				
2- 0	0- 0	0- 0	NEUTRAL	0- 0	1- 0	1- 0				
7- 3	0- 0	0- 1	NON-CONFERENCE	1- 0	1- 2	5- 0				
3- 0	0- 0	0- 0	HOME	1- 0	0- 0	2- 0				
2- 3	0- 0	0- 1	AWAY	0- 0	0- 2	2- 0				
2- 0	0- 0	0- 0	NEUTRAL	0- 0	1- 0	1- 0				
6- 7	0- 2	0- 2	CONFERENCE	2- 1	2- 1	2- 1				
3- 3	0- 1	0- 2	HOME	1- 0	1- 0	1- 0				
3- 4	0- 1	0- 0	AWAY	1- 1	1- 1	1- 1				
0- 0	0- 0	0- 0	NEUTRAL	0- 0	0- 0	0- 0				

RPI 1-25				RPI 26-50				RPI 51-100				RPI 101+ Team's RPI: 105			
RPI	S	Opponent	Score	RPI	S	Opponent	Score	RPI	S	Opponent	Score	RPI	S	Opponent	Score
19	A	DePaul	53 75	29	H	Seton Hall	75 83	64	A	Villanova	57 51	115	A	Creighton	57 44
19	H	DePaul	66 80	33	H	St. John's (NY)	60 65	84	A	Marquette	72 87	115	H	Creighton	69 57
				34	A	St. Bonaventure	54 69	84	H	Marquette	75 72	117	N	Quinnipiac	80 68
								94	H	Virginia Tech	73 56	119	A	Memphis	53 57
												135	A	Xavier	54 59
												149	A	Alabama	66 78
												177	A	George Mason	63 57
												190	A	Butler	76 82
												194	H	Delaware	61 50
												250	A	Providence	82 51
												250	H	Providence	63 53
												290	H	Towson	82 46
												320	A	UMES	71 60
												344	N	St. Francis Brooklyn	74 52
LAST 12 Division I GAMES:															
19	H	DePaul	66 80	33	H	St. John's (NY)	60 65								
84	H	Marquette	75 72	84	A	Marquette	72 87								
115	A	Creighton	57 44	19	A	DePaul	53 75								
250	A	Providence	82 51	250	H	Providence	63 53								
64	A	Villanova	57 51	115	H	Creighton	69 57								
29	H	Seton Hall	75 83	190	A	Butler	76 82								

Non-Div I Games:

Georgetown

■ Loss, 
 ■ Non-Conf, 
 S Site, 
 ■ Home 
 ■ Away 
 N Neutral

Georgi a

Georgi a

## Georgia

Page 98

Average RPI Win:	244	WON-LOST	WINNING	LAST 10	STRENGTH OF	OPP. STRENGTH	TEAM	ADJ.	CONF.	ADJ CONF.
Average RPI Loss:	182	RECORD	PCT. RANK	GAMES	SCHEDULE	OF SCHEDULE	RPI	RPI	RPI	RPI
DIV. I ONLY	9- 12	208	3- 7	289	243	263	263	16	16	
DIV. I NON-CONF.	5- 4	138	0- 0	305	331	233	233	14	14	
TOTALS	RPI 1-25	RPI 26-50	W-L RECORDS	RPI 51-100	RPI 101-150	RPI 150+				
9- 12	0- 0	0- 0	OVERALL	0- 2	0- 2	9- 8				
4- 7	0- 0	0- 0	HOME	0- 1	0- 1	4- 5				
4- 5	0- 0	0- 0	AWAY	0- 1	0- 1	4- 3				
1- 0	0- 0	0- 0	NEUTRAL	0- 0	0- 0	1- 0				
5- 4	0- 0	0- 0	NON-CONFERENCE	0- 1	0- 1	5- 2				
2- 2	0- 0	0- 0	HOME	0- 1	0- 0	2- 1				
2- 2	0- 0	0- 0	AWAY	0- 0	0- 1	2- 1				
1- 0	0- 0	0- 0	NEUTRAL	0- 0	0- 0	1- 0				
4- 8	0- 0	0- 0	CONFERENCE	0- 1	0- 1	4- 6				
2- 5	0- 0	0- 0	HOME	0- 0	0- 1	2- 4				
2- 3	0- 0	0- 0	AWAY	0- 1	0- 0	2- 2				
0- 0	0- 0	0- 0	NEUTRAL	0- 0	0- 0	0- 0				

RPI	S	Opponent	Score	RPI	S	Opponent	Score	RPI	S	Opponent	Score	RPI	S	Opponent	Score	Team's RPI: 263
52	A	Arkansas St.	54	75	125	H	La.-Lafayette	57	77	149	A	Alabama	56	72		
90	H	Charlotte	71	83	156	A	Texas-Arlington	68	63	156	H	Texas-Arlington	45	74		
					171	A	Little Rock	32	59	179	A	Stetson	80	72		
					187	A	Texas St.	71	80	187	H	Texas St.	73	62		
					192	H	Troy	90	97	210	H	South Ala.	52	60		
					238	A	Appalachian St.	80	75	238	A	Appalachian St.	80	75		
					248	N	Bethune-Cookman	68	61	270	H	Ga. Southern	50	61		
					279	H	La.-Monroe	65	52	279	H	La.-Monroe	65	52		
					284	A	Tennessee Tech	65	72	285	A	Kennesaw St.	66	62		
					296	H	Morehead St.	90	99	297	H	North Florida	76	63		
					327	H	Howard	65	58							
LAST 12 Division I GAMES:																
156	H	Texas-Arlington	45	74	125	H	La.-Lafayette	57	77							
187	H	Texas St.	73	62	279	H	La.-Monroe	65	52							
171	A	Little Rock	32	59	210	H	South Ala.	52	60							
52	A	Arkansas St.	54	75	192	H	Troy	90	97							
238	A	Appalachian St.	80	75	187	A	Texas St.	71	80							
270	H	Ga. Southern	50	61	156	A	Texas-Arlington	68	63							

Non-Div I Games:

Georgia St.

■ Loss, 
 ■ Non-Conf, 
 ■ S Site, 
 ■ H Home 
 ■ A Away 
 N Neutral

Average RPI Win:	<b>196</b>	WON-LOST	WINNING	LAST 10	STRENGTH OF	OPP. STRENGTH	TEAM	ADJ.	CONF.	ADJ CONF.
Average RPI Loss:	<b>40</b>	RECORD	PCT. RANK	GAMES	SCHEDULE	OF SCHEDULE	RPI	RPI	RPI	RPI
DIV. I ONLY	<b>14- 10</b>	<b>121</b>	<b>4- 6</b>	<b>41</b>	<b>86</b>	<b>75</b>	<b>75</b>	<b>5</b>	<b>5</b>	
DIV. I NON-CONF.	<b>10- 3</b>	<b>61</b>	<b>1- 0</b>	<b>132</b>	<b>306</b>	<b>79</b>	<b>79</b>	<b>5</b>	<b>5</b>	
TOTALS	RPI 1-25	RPI 26-50	W-L RECORDS	RPI 51-100	RPI 101-150	RPI 150+				
14- 10	0- 4	0- 4	OVERALL	2- 1	4- 1	8- 0				
10- 3	0- 2	0- 0	HOME	1- 1	3- 0	6- 0				
3- 6	0- 2	0- 4	AWAY	1- 0	1- 0	1- 0				
1- 1	0- 0	0- 0	NEUTRAL	0- 0	0- 1	1- 0				
10- 3	0- 0	0- 2	NON-CONFERENCE	0- 0	3- 1	7- 0				
8- 0	0- 0	0- 0	HOME	0- 0	2- 0	6- 0				
1- 2	0- 0	0- 2	AWAY	0- 0	1- 0	0- 0				
1- 1	0- 0	0- 0	NEUTRAL	0- 0	0- 1	1- 0				
4- 7	0- 4	0- 2	CONFERENCE	2- 1	1- 0	1- 0				
2- 3	0- 2	0- 0	HOME	1- 1	1- 0	0- 0				
2- 4	0- 2	0- 2	AWAY	1- 0	0- 0	1- 0				
0- 0	0- 0	0- 0	NEUTRAL	0- 0	0- 0	0- 0				

RPI 1-25				RPI 26-50				RPI 51-100				Team's RPI: 75	RPI 101+			
RPI	S	Opponent	Score	RPI	S	Opponent	Score	RPI	S	Opponent	Score		RPI	S	Opponent	Score
1	A	Notre Dame	76 85	27	A	Syracuse	52 71	94	A	Virginia Tech	51 34		106	H	North Carolina	80 73
1	H	Notre Dame	42 54	28	A	Georgia	66 78	94	H	Virginia	67 78		114	A	IUPUI	60 50
14	A	Florida St.	69 75	40	A	North Carolina St.	57 65	100	H	Boston College	62 56		121	H	Samford	66 55
18	H	Louisville	65 78	41	A	Indiana	60 69						132	N	UNI	58 61
													149	H	Alabama	70 58
													154	H	Loyola Chicago	84 77
													232	N	High Point	81 61
													235	H	USC Upstate	87 46
													237	A	Clemson	76 63
													272	H	Prairie View	96 48
													282	H	Alabama St.	80 54
													303	H	Southeastern La.	102 49
													344	H	St. Francis Brooklyn	89 51
LAST 12 Division I GAMES:																
27	A	Syracuse	52 71	106	H	North Carolina	80 73	14	A	Florida St.	69 75					
94	A	Virginia Tech	51 34	40	A	North Carolina St.	57 65	18	H	Louisville	65 78					
100	H	Boston College	62 56	1	H	Notre Dame	42 54	1	A	Notre Dame	76 85					
				237	A	Clemson	76 63	114	A	IUPUI	60 50					
				94	H	Virginia	67 78									

Non-Div I Games:

Georgia Tech

■ Loss, 
 ■ Non-Conf, 
 ■ S Site, 
 ■ H Home 
 ■ A Away 
 N Neutral

Average RPI Win:	200	WON-LOST	WINNING	LAST 10	STRENGTH OF	OPP. STRENGTH	TEAM	ADJ.	CONF.	ADJ CONF.
Average RPI Loss:	57	RECORD	PCT. RANK	GAMES	SCHEDULE	OF SCHEDULE	RPI	RPI	RPI	RPI
DIV. I ONLY	16- 9	99	5- 5	99	97	89	89	9	9	
DIV. I NON-CONF.	8- 4	100	0- 0	111	77	104	104	9	9	
TOTALS	RPI 1-25	RPI 26-50	W-L RECORDS	RPI 51-100	RPI 101-150	RPI 150+				
16- 9	0- 2	2- 2	OVERALL	1- 3	2- 2	11- 0				
11- 3	0- 1	1- 2	HOME	1- 0	2- 0	7- 0				
5- 5	0- 1	1- 0	AWAY	0- 3	0- 1	4- 0				
0- 1	0- 0	0- 0	NEUTRAL	0- 0	0- 1	0- 0				
8- 4	0- 1	2- 1	NON-CONFERENCE	0- 1	0- 1	6- 0				
6- 2	0- 1	1- 1	HOME	0- 0	0- 0	5- 0				
2- 1	0- 0	1- 0	AWAY	0- 1	0- 0	1- 0				
0- 1	0- 0	0- 0	NEUTRAL	0- 0	0- 1	0- 0				
8- 5	0- 1	0- 1	CONFERENCE	1- 2	2- 1	5- 0				
5- 1	0- 0	0- 1	HOME	1- 0	2- 0	2- 0				
3- 4	0- 1	0- 0	AWAY	0- 2	0- 1	3- 0				
0- 0	0- 0	0- 0	NEUTRAL	0- 0	0- 0	0- 0				

RPI 1-25				RPI 26-50				RPI 51-100				Team's RPI: 89	RPI 101+			
RPI	S	Opponent	Score	RPI	S	Opponent	Score	RPI	S	Opponent	Score		RPI	S	Opponent	Score
6	H	Stanford	48 65	26	H	Southern California	56 60	65	A	San Diego	54 63		106	N	North Carolina	62 67
12	A	BYU	54 58	36	H	West Virginia	62 57	66	A	Santa Clara	64 71		120	A	San Francisco	52 71
				45	A	Dayton	57 47	66	H	Santa Clara	53 44		120	H	San Francisco	68 47
				48	H	St. Mary's (CA)	68 69	67	A	Washington St.	48 55		140	H	Pacific	68 61
													160	H	Montana St.	65 52
													183	H	Eastern Wash.	78 56
													233	H	Grand Canyon	70 44
													245	A	Loyola Marymount	66 59
													245	H	Loyola Marymount	83 68
													252	H	Wyoming	61 57
													268	A	Pepperdine	74 57
													268	H	Pepperdine	56 39
													281	A	Portland	71 63
													308	A	Colgate	80 50
													343	H	Air Force	88 35
LAST 12 Division I GAMES:																
268	H	Pepperdine	56 39	65	A	San Diego	54 63									
245	H	Loyola Marymount	83 68	12	A	BYU	54 58									
120	A	San Francisco	52 71	281	A	Portland	71 63									
66	A	Santa Clara	64 71	66	H	Santa Clara	53 44									
140	H	Pacific	68 61	120	H	San Francisco	68 47									
48	H	St. Mary's (CA)	68 69	245	A	Loyola Marymount	66 59									

Non-Div I Games:

Gonzaga

■ Loss, 
 ■ Non-Conf, S Site, 
 ■ Home 
 ■ Away 
 N Neutral

Average RPI Win: <b>297</b>	WON-LOST	WINNING	LAST 10	STRENGTH OF	OPP. STRENGTH	TEAM	ADJ.	CONF.	ADJ CONF.
Average RPI Loss: <b>163</b>	RECORD	PCT. RANK	GAMES	SCHEDULE	OF SCHEDULE	RPI	RPI	RPI	RPI
DIV. I ONLY	<b>8- 12</b>	<b>231</b>	<b>6- 4</b>	<b>256</b>	<b>305</b>	<b>230</b>	<b>230</b>	<b>32</b>	<b>32</b>
DIV. I NON-CONF.	<b>1- 8</b>	<b>320</b>	<b>1- 0</b>	<b>40</b>	<b>101</b>	<b>197</b>	<b>197</b>	<b>31</b>	<b>31</b>
TOTALS	RPI 1-25	RPI 26-50	W-L RECORDS	RPI 51-100	RPI 101-150	RPI 150+			
8- 12	0- 2	0- 1	OVERALL	0- 0	0- 2	8- 7			
4- 2	0- 0	0- 0	HOME	0- 0	0- 0	4- 2			
4- 10	0- 0	0- 0	AWAY	0- 0	0- 1	4- 3			
0- 0	0- 0	0- 0	NEUTRAL	0- 0	0- 0	0- 0			
1- 8	0- 2	0- 1	NON-CONFERENCE	0- 0	0- 2	1- 3			
0- 0	0- 0	0- 0	HOME	0- 0	0- 0	0- 0			
1- 8	0- 2	0- 1	AWAY	0- 0	0- 2	1- 3			
0- 0	0- 0	0- 0	NEUTRAL	0- 0	0- 0	0- 0			
7- 4	0- 0	0- 0	CONFERENCE	0- 0	0- 0	7- 4			
4- 2	0- 0	0- 0	HOME	0- 0	0- 0	4- 2			
3- 2	0- 0	0- 0	AWAY	0- 0	0- 0	3- 2			
0- 0	0- 0	0- 0	NEUTRAL	0- 0	0- 0	0- 0			

RPI 1-25				RPI 26-50				RPI 51-100				RPI 101+ Team's RPI: 230			
RPI	S	Opponent	Score	RPI	S	Opponent	Score	RPI	S	Opponent	Score	RPI	S	Opponent	Score
4	A	Baylor	42 <b>96</b>	35	A	George Washington	58 <b>85</b>					130	A	Texas Tech	55 <b>70</b>
22	A	Mississippi St.	43 <b>107</b>									149	A	Alabama	57 <b>72</b>
												173	A	Northwestern St.	62 <b>71</b>
												176	A	Southern U.	68 <b>80</b>
												176	H	Southern U.	65 52
												178	A	Tulsa	51 <b>79</b>
												198	A	William & Mary	55 <b>74</b>
												236	H	Texas Southern	50 <b>62</b>
												272	H	Prairie View	69 66
												282	H	Alabama St.	89 69
												310	A	Nicholls St.	69 65
												318	A	Alcorn	85 76
												318	H	Alcorn	66 <b>70</b>
												329	A	Jackson St.	79 58
												336	A	Ark.-Pine Bluff	68 <b>83</b>
												345	H	Alabama A&M	75 56
												347	A	Mississippi Val.	65 52
LAST 12 Division I GAMES:															
318	H	Alcorn	66 <b>70</b>	272	H	Prairie View	69 66								
176	H	Southern U.	65 52	318	A	Alcorn	85 76								
347	A	Mississippi Val.	65 52	176	A	Southern U.	68 <b>80</b>								
336	A	Ark.-Pine Bluff	68 <b>83</b>	282	H	Alabama St.	89 69								
329	A	Jackson St.	79 58	345	H	Alabama A&M	75 56								
236	H	Texas Southern	50 <b>62</b>	310	A	Nicholls St.	69 65								

Non-Div I Games: Southern-N.O. 73 61 LSU-Alexandria 106 50

Grambling

Loss, Non-Conf, S Site, H Home A Away N Neutral

## Grand Canyon

Through Games Of Feb. 8, 2016

Average RPI Win: <b>263</b>	WON-LOST	WINNING	LAST 10	STRENGTH OF	OPP. STRENGTH	TEAM	ADJ.	CONF.	ADJ CONF.
Average RPI Loss: <b>141</b>	RECORD	PCT. RANK	GAMES	SCHEDULE	OF SCHEDULE	RPI	RPI	RPI	RPI
DIV. I ONLY	9- 13	224	4- 5	218	249	233	233	25	25
DIV. I NON-CONF.	5- 8	209	0- 1	235	185	236	236	25	25
TOTALS	RPI 1-25	RPI 26-50	W-L RECORDS	RPI 51-100	RPI 101-150	RPI 150+			
9- 13	0- 0	0- 2	OVERALL	0- 3	0- 3	9- 5			
3- 6	0- 0	0- 0	HOME	0- 1	0- 2	3- 3			
6- 3	0- 0	0- 0	AWAY	0- 0	0- 0	6- 0			
0- 4	0- 0	0- 2	NEUTRAL	0- 1	0- 0	0- 1			
5- 8	0- 0	0- 2	NON-CONFERENCE	0- 3	0- 1	5- 2			
2- 3	0- 0	0- 0	HOME	0- 1	0- 1	2- 1			
3- 1	0- 0	0- 0	AWAY	0- 1	0- 0	3- 0			
0- 4	0- 0	0- 2	NEUTRAL	0- 1	0- 0	0- 1			
4- 5	0- 0	0- 0	CONFERENCE	0- 0	0- 2	4- 3			
1- 3	0- 0	0- 0	HOME	0- 0	0- 1	1- 2			
3- 2	0- 0	0- 0	AWAY	0- 0	0- 1	3- 1			
0- 0	0- 0	0- 0	NEUTRAL	0- 0	0- 0	0- 0			

RPI S	Opponent	Score	RPI S	Opponent	Score	RPI S	Opponent	Score	RPI S	Opponent	Score	Team's RPI: 233
26	N Southern California	44 <b>75</b>	63	N Abilene Christian	71 <b>75</b>	103	A New Mexico St.	58 <b>60</b>				
36	N West Virginia	50 <b>68</b>	70	H UC Riverside	67 <b>85</b>	103	H New Mexico St.	44 <b>64</b>				
			89	A Gonzaga	44 <b>70</b>	150	H Hawaii	41 <b>74</b>				
						158	H Oral Roberts	66 64				
						170	H Northern Colo.	69 59				
						182	A UTRGV	28 <b>52</b>				
						182	H UTRGV	66 <b>68</b>				
						210	H South Ala.	56 <b>59</b>				
						217	A Utah Valley	61 53				
						246	A CSU Bakersfield	61 51				
						249	A Seattle	67 54				
						307	H UMKC	57 <b>63</b>				
						311	N Fairleigh Dickinson	68 <b>74</b>				
						321	A North Dakota St.	76 67				
						323	A UC Irvine	58 53				
						339	H Chicago St.	74 36				
						343	A Air Force	73 39				
LAST 12 Division I GAMES:												
182	H UTRGV	66 <b>68</b>	217	A Utah Valley	61 53							
103	H New Mexico St.	44 <b>64</b>	103	A New Mexico St.	58 <b>60</b>							
249	A Seattle	67 54	182	A UTRGV	28 <b>52</b>							
246	A CSU Bakersfield	61 51	70	H UC Riverside	67 <b>85</b>							
307	H UMKC	57 <b>63</b>	170	H Northern Colo.	69 59							
339	H Chicago St.	74 36	210	H South Ala.	56 <b>59</b>							

Non-Div I Games: Western St. 77 40 San Diego Christian 60 40 Arizona Christian 87 54

Grand Canyon

Loss, Non-Conf, S Site, H Home A Away N Neutral

Average RPI Win: <b>138</b>	WON-LOST	WINNING	LAST 10	STRENGTH OF	OPP. STRENGTH	TEAM	ADJ.	CONF.	ADJ CONF.
Average RPI Loss: <b>113</b>	RECORD	PCT. RANK	GAMES	SCHEDULE	OF SCHEDULE	RPI	RPI	RPI	RPI
DIV. I ONLY	19- 3	15	9- 1	61	96	20	20	14	14
DIV. I NON-CONF.	10- 2	33	2- 0	35	13	11	11	15	15
TOTALS	RPI 1-25	RPI 26-50	W-L RECORDS	RPI 51-100	RPI 101-150	RPI 150+			
19- 3	0- 0	1- 1	OVERALL	6- 1	4- 0	8- 1			
10- 1	0- 0	1- 0	HOME	3- 0	1- 0	5- 1			
8- 0	0- 0	0- 0	AWAY	2- 0	3- 0	3- 0			
1- 2	0- 0	0- 1	NEUTRAL	1- 1	0- 0	0- 0			
10- 2	0- 0	1- 1	NON-CONFERENCE	5- 1	2- 0	2- 0			
6- 0	0- 0	1- 0	HOME	3- 0	1- 0	1- 0			
3- 0	0- 0	0- 0	AWAY	1- 0	1- 0	1- 0			
1- 2	0- 0	0- 1	NEUTRAL	1- 1	0- 0	0- 0			
9- 1	0- 0	0- 0	CONFERENCE	1- 0	2- 0	6- 1			
4- 1	0- 0	0- 0	HOME	0- 0	0- 0	4- 1			
5- 0	0- 0	0- 0	AWAY	1- 0	2- 0	2- 0			
0- 0	0- 0	0- 0	NEUTRAL	0- 0	0- 0	0- 0			

RPI S	Opponent	Score	RPI S	Opponent	Score	RPI S	Opponent	Score	RPI S	Opponent	Score
42 N	Rutgers	43 54	45 H	Dayton	68 52	58 H	Vanderbilt	58 56	110 H	Belmont	66 62
						59 H	South Dakota St.	58 57	124 A	Youngstown St.	68 60
						80 N	Tulane	79 58	141 A	Wisconsin	72 58
						84 H	Marquette	75 55	144 A	Northern Ky.	81 73
						94 N	Virginia	59 68	154 H	Loyola Chicago	65 51
						98 A	Drake	86 61	161 H	Detroit	58 36
						99 A	Wright St.	63 58	175 A	Milwaukee	63 42
									175 H	Milwaukee	69 46
									190 A	Butler	55 46
									203 H	Oakland	56 58
									207 H	Valparaiso	81 42
									220 H	Ill.-Chicago	64 22
									301 A	Cleveland St.	66 45
LAST 12 Division I GAMES:											
175 H	Milwaukee	69 46	207 H	Valparaiso	81 42						
161 H	Detroit	58 36	124 A	Youngstown St.	68 60						
203 H	Oakland	56 58	301 A	Cleveland St.	66 45						
99 A	Wright St.	63 58	175 A	Milwaukee	63 42						
144 A	Northern Ky.	81 73	45 H	Dayton	68 52						
220 H	Ill.-Chicago	64 22	110 H	Belmont	66 62						

Non-Div I Games:

Green Bay

■ Loss, 
 ■ Non-Conf, S Site, 
 ■ Home 
 ■ Away 
 N Neutral



Average RPI Win:	268	WON-LOST	WINNING	LAST 10	STRENGTH OF	OPP. STRENGTH	TEAM	ADJ.	CONF.	ADJ CONF.
Average RPI Loss:	111	RECORD	PCT. RANK	GAMES	SCHEDULE	OF SCHEDULE	RPI	RPI	RPI	RPI
DIV. I ONLY	10- 13	205	7- 3	106	262	167	167	30	30	
DIV. I NON-CONF.	2- 11	306	1- 2	6	73	143	143	30	30	
TOTALS	RPI 1-25	RPI 26-50	W-L RECORDS	RPI 51-100	RPI 101-150	RPI 150+				
10- 13	0- 3	0- 1	OVERALL	0- 5	1- 0	9- 4				
4- 4	0- 0	0- 0	HOME	0- 2	0- 0	4- 2				
4- 9	0- 3	0- 1	AWAY	0- 3	0- 0	4- 2				
2- 0	0- 0	0- 0	NEUTRAL	0- 0	1- 0	1- 0				
2- 11	0- 3	0- 1	NON-CONFERENCE	0- 5	1- 0	1- 2				
0- 3	0- 0	0- 0	HOME	0- 2	0- 0	0- 1				
0- 8	0- 3	0- 1	AWAY	0- 3	0- 0	0- 1				
2- 0	0- 0	0- 0	NEUTRAL	0- 0	1- 0	1- 0				
8- 2	0- 0	0- 0	CONFERENCE	0- 0	0- 0	8- 2				
4- 1	0- 0	0- 0	HOME	0- 0	0- 0	4- 1				
4- 1	0- 0	0- 0	AWAY	0- 0	0- 0	4- 1				
0- 0	0- 0	0- 0	NEUTRAL	0- 0	0- 0	0- 0				

RPI 1-25				RPI 26-50				RPI 51-100				RPI 101+ Team's RPI: 167			
RPI	S	Opponent	Score	RPI	S	Opponent	Score	RPI	S	Opponent	Score	RPI	S	Opponent	Score
3	A	South Carolina	48 86	46	A	Princeton	55 79	53	H	James Madison	56 68	128	N	Wake Forest	47 42
8	A	Texas	52 79					61	A	Oregon	51 86	179	A	Stetson	59 68
25	A	UTEP	54 78					67	A	Washington St.	61 68	196	N	Rhode Island	59 54
								83	H	Drexel	36 57	202	H	Lehigh	56 63
								92	A	Iowa St.	59 95	215	A	Morgan St.	65 51
												248	H	Bethune-Cookman	60 45
												274	A	N.C. A&T	55 52
												293	H	Savannah St.	65 53
												295	H	Florida A&M	59 66
												313	H	South Carolina St.	63 50
												320	A	UMES	76 55
												327	A	Howard	77 83
												346	H	Norfolk St.	73 62
												349	A	N.C. Central	76 42
LAST 12 Division I GAMES:															
327	A	Howard	77 83	274	A	N.C. A&T	55 52	295	H	Florida A&M	59 66				
320	A	UMES	76 55	248	H	Bethune-Cookman	60 45	46	A	Princeton	55 79				
346	H	Norfolk St.	73 62	179	A	Stetson	59 68	196	N	Rhode Island	59 54				
313	H	South Carolina St.	63 50												
293	H	Savannah St.	65 53												
349	A	N.C. Central	76 42												

Non-Div I Games:

Hampton

■ Loss, 
 ■ Non-Conf, 
 ■ S Site, 
 ■ Home 
 ■ A Away 
 N Neutral

## Hartford

Through Games Of Feb. 8, 2016

Average RPI Win: <b>266</b>	WON-LOST	WINNING	LAST 10	STRENGTH OF	OPP. STRENGTH	TEAM	ADJ.	CONF.	ADJ CONF.
Average RPI Loss: <b>125</b>	RECORD	PCT. RANK	GAMES	SCHEDULE	OF SCHEDULE	RPI	RPI	RPI	RPI
DIV. I ONLY	9- 14	235	5- 5	157	200	221	221	15	15
DIV. I NON-CONF.	4- 9	245	0- 2	139	172	220	220	18	18
TOTALS	RPI 1-25	RPI 26-50	W-L RECORDS	RPI 51-100	RPI 101-150	RPI 150+			
9- 14	0- 1	0- 1	OVERALL	0- 5	0- 3	9- 4			
6- 5	0- 1	0- 0	HOME	0- 1	0- 1	6- 2			
3- 9	0- 0	0- 1	AWAY	0- 4	0- 2	3- 2			
0- 0	0- 0	0- 0	NEUTRAL	0- 0	0- 0	0- 0			
4- 9	0- 1	0- 1	NON-CONFERENCE	0- 3	0- 1	4- 3			
3- 2	0- 1	0- 0	HOME	0- 0	0- 0	3- 1			
1- 7	0- 0	0- 1	AWAY	0- 3	0- 1	1- 2			
0- 0	0- 0	0- 0	NEUTRAL	0- 0	0- 0	0- 0			
5- 5	0- 0	0- 0	CONFERENCE	0- 2	0- 2	5- 1			
3- 3	0- 0	0- 0	HOME	0- 1	0- 1	3- 1			
2- 2	0- 0	0- 0	AWAY	0- 1	0- 1	2- 0			
0- 0	0- 0	0- 0	NEUTRAL	0- 0	0- 0	0- 0			

RPI 1-25				RPI 26-50				RPI 51-100				RPI 101+ Team's RPI: 221			
RPI	S	Opponent	Score	RPI	S	Opponent	Score	RPI	S	Opponent	Score	RPI	S	Opponent	Score
10	H	Arizona St.	29 60	35	A	George Washington	51 82	51	H	Albany (NY)	41 78	112	A	Stony Brook	35 58
								72	A	FGCU	44 64	112	H	Stony Brook	42 45
								76	A	Michigan	47 83	117	A	Quinnipiac	69 71
								88	A	Maine	43 61	163	H	Cornell	53 50
								100	A	Boston College	28 62	186	H	UMBC	65 57
												212	H	Binghamton	47 53
												239	A	Massachusetts	57 63
												250	A	Providence	50 69
												260	A	Sacred Heart	68 67
												265	H	New Hampshire	48 44
												269	H	Dartmouth	36 43
												276	H	Central Conn. St.	49 41
												287	A	Vermont	51 47
												316	A	UMass Lowell	75 70
												316	H	UMass Lowell	72 59
												326	H	Lafayette	55 50
LAST 12 Division I GAMES:															
112	H	Stony Brook	42 45	112	A	Stony Brook	35 58								
316	A	UMass Lowell	75 70	287	A	Vermont	51 47								
51	H	Albany (NY)	41 78	212	H	Binghamton	47 53								
88	A	Maine	43 61	316	H	UMass Lowell	72 59								
265	H	New Hampshire	48 44	72	A	FGCU	44 64								
186	H	UMBC	65 57	35	A	George Washington	51 82								

Non-Div I Games:

Hartford

■ Loss, 
 ■ Non-Conf, S Site, 
 ■ Home 
 ■ Away 
 N Neutral

Average RPI Win:	215	WON-LOST	WINNING	LAST 10	STRENGTH OF	OPP. STRENGTH	TEAM	ADJ.	CONF.	ADJ CONF.
Average RPI Loss:	114	RECORD	PCT. RANK	GAMES	SCHEDULE	OF SCHEDULE	RPI	RPI	RPI	RPI
DIV. I ONLY	8- 11	214	4- 6	82	204	142	142	10	10	
DIV. I NON-CONF.	5- 8	209	1- 5	109	210	162	162	11	11	
TOTALS	RPI 1-25	RPI 26-50	W-L RECORDS	RPI 51-100	RPI 101-150	RPI 150+				
8- 11	0- 0	0- 3	OVERALL	0- 3	2- 2	6- 3				
2- 5	0- 0	0- 2	HOME	0- 1	0- 1	2- 1				
5- 6	0- 0	0- 1	AWAY	0- 2	1- 1	4- 2				
1- 0	0- 0	0- 0	NEUTRAL	0- 0	1- 0	0- 0				
5- 8	0- 0	0- 1	NON-CONFERENCE	0- 3	2- 2	3- 2				
2- 2	0- 0	0- 0	HOME	0- 1	0- 1	2- 0				
2- 6	0- 0	0- 1	AWAY	0- 2	1- 1	1- 2				
1- 0	0- 0	0- 0	NEUTRAL	0- 0	1- 0	0- 0				
3- 3	0- 0	0- 2	CONFERENCE	0- 0	0- 0	3- 1				
0- 3	0- 0	0- 2	HOME	0- 0	0- 0	0- 1				
3- 0	0- 0	0- 0	AWAY	0- 0	0- 0	3- 0				
0- 0	0- 0	0- 0	NEUTRAL	0- 0	0- 0	0- 0				

RPI 1-25				RPI 26-50				RPI 51-100				RPI 101+				Team's RPI: 142	
RPI	S	Opponent	Score	RPI	S	Opponent	Score	RPI	S	Opponent	Score	RPI	S	Opponent	Score		
				43	A	South Fla.	59 86	56	A	Chattanooga	58 62	109	N	Toledo	76 70		
				44	H	Penn	48 68	72	A	FGCU	65 74	111	H	Eastern Mich.	81 85		
				46	H	Princeton	83 92	88	H	Maine	53 64	112	A	Stony Brook	63 64		
												121	A	Samford	60 54		
												163	A	Cornell	65 56		
												196	A	Rhode Island	52 56		
												213	A	Fairfield	50 67		
												229	A	Columbia	69 66		
												239	H	Massachusetts	67 65		
												244	A	Rice	67 61		
												269	A	Dartmouth	56 43		
												269	H	Dartmouth	64 70		
												348	H	Boston U.	73 55		
LAST 12 Division I GAMES:																	
				46	H	Princeton	83 92	56	A	Chattanooga	58 62						
				44	H	Penn	48 68	121	A	Samford	60 54						
				229	A	Columbia	69 66	112	A	Stony Brook	63 64						
				163	A	Cornell	65 56	213	A	Fairfield	50 67						
				269	H	Dartmouth	64 70	111	H	Eastern Mich.	81 85						
				269	A	Dartmouth	56 43	72	A	FGCU	65 74						

Non-Div I Games:

Harvard

■ Loss, 
■ Non-Conf, 
■ S Site, 
■ H Home 
■ A Away 
N Neutral

Average RPI Win:	252	WON-LOST	WINNING	LAST 10	STRENGTH OF	OPP. STRENGTH	TEAM	ADJ.	CONF.	ADJ CONF.
Average RPI Loss:	78	RECORD	PCT. RANK	GAMES	SCHEDULE	OF SCHEDULE	RPI	RPI	RPI	RPI
DIV. I ONLY	14- 9	111	7- 3	227	125	150	150	22	22	
DIV. I NON-CONF.	7- 6	156	1- 1	112	16	118	118	22	22	
TOTALS	RPI 1-25	RPI 26-50	W-L RECORDS	RPI 51-100	RPI 101-150	RPI 150+				
14- 9	0- 4	0- 1	OVERALL	0- 2	1- 0	13- 2				
5- 5	0- 2	0- 1	HOME	0- 2	0- 0	5- 0				
9- 2	0- 0	0- 0	AWAY	0- 0	1- 0	8- 2				
0- 2	0- 2	0- 0	NEUTRAL	0- 0	0- 0	0- 0				
7- 6	0- 4	0- 1	NON-CONFERENCE	0- 1	0- 0	7- 0				
2- 4	0- 2	0- 1	HOME	0- 1	0- 0	2- 0				
5- 0	0- 0	0- 0	AWAY	0- 0	0- 0	5- 0				
0- 2	0- 2	0- 0	NEUTRAL	0- 0	0- 0	0- 0				
7- 3	0- 0	0- 0	CONFERENCE	0- 1	1- 0	6- 2				
3- 1	0- 0	0- 0	HOME	0- 1	0- 0	3- 0				
4- 2	0- 0	0- 0	AWAY	0- 0	1- 0	3- 2				
0- 0	0- 0	0- 0	NEUTRAL	0- 0	0- 0	0- 0				

RPI 1-25				RPI 26-50				RPI 51-100				RPI 101+ Team's RPI: 150			
RPI	S	Opponent	Score	RPI	S	Opponent	Score	RPI	S	Opponent	Score	RPI	S	Opponent	Score
3	H	South Carolina	51 67	44	H	Penn	54 64	67	H	Washington St.	52 62	148	A	Long Beach St.	67 55
10	H	Arizona St.	49 75					70	H	UC Riverside	74 77	193	A	Cal Poly	64 58
12	N	BYU	56 67									197	A	UC Davis	58 60
17	N	Texas A&M	41 82									206	A	Sacramento St.	74 72
												209	A	San Jose St.	76 73
												233	A	Grand Canyon	74 41
												245	H	Loyola Marymount	65 51
												246	A	CSU Bakersfield	65 55
												246	H	CSU Bakersfield	74 60
												259	A	Northern Ariz.	61 52
												267	A	UC Santa Barbara	63 62
												283	A	CSUN	60 63
												283	H	CSUN	77 50
												323	A	UC Irvine	83 65
												323	H	UC Irvine	59 35
												340	H	Cal St. Fullerton	62 53
LAST 12 Division I GAMES:															
267	A	UC Santa Barbara	63 62	70	H	UC Riverside	74 77								
193	A	Cal Poly	64 58	283	H	CSUN	77 50								
323	H	UC Irvine	59 35	197	A	UC Davis	58 60								
340	H	Cal St. Fullerton	62 53	148	A	Long Beach St.	67 55								
283	A	CSUN	60 63	44	H	Penn	54 64								
323	A	UC Irvine	83 65	246	A	CSU Bakersfield	65 55								

Non-Div I Games:

Hawaii

■ Loss, 
 ■ Non-Conf, 
 ■ S Site, 
 ■ H Home 
 ■ A Away 
 N Neutral

Average RPI Win:	269	WON-LOST	WINNING	LAST 10	STRENGTH OF	OPP. STRENGTH	TEAM	ADJ.	CONF.	ADJ CONF.
Average RPI Loss:	146	RECORD	PCT. RANK	GAMES	SCHEDULE	OF SCHEDULE	RPI	RPI	RPI	RPI
DIV. I ONLY	7- 13	249	5- 5	161	238	232	232	26	26	
DIV. I NON-CONF.	0- 8	338	0- 2	73	36	284	284	28	28	
TOTALS	RPI 1-25	RPI 26-50	W-L RECORDS	RPI 51-100	RPI 101-150	RPI 150+				
7- 13	0- 1	0- 1	OVERALL	0- 3	0- 2	7- 6				
4- 4	0- 0	0- 0	HOME	0- 1	0- 1	4- 2				
3- 7	0- 1	0- 1	AWAY	0- 1	0- 1	3- 3				
0- 2	0- 0	0- 0	NEUTRAL	0- 1	0- 0	0- 1				
0- 8	0- 1	0- 1	NON-CONFERENCE	0- 3	0- 0	0- 3				
0- 2	0- 0	0- 0	HOME	0- 1	0- 0	0- 1				
0- 4	0- 1	0- 1	AWAY	0- 1	0- 0	0- 1				
0- 2	0- 0	0- 0	NEUTRAL	0- 1	0- 0	0- 1				
7- 5	0- 0	0- 0	CONFERENCE	0- 0	0- 2	7- 3				
4- 2	0- 0	0- 0	HOME	0- 0	0- 1	4- 1				
3- 3	0- 0	0- 0	AWAY	0- 0	0- 1	3- 2				
0- 0	0- 0	0- 0	NEUTRAL	0- 0	0- 0	0- 0				

RPI 1-25				RPI 26-50				RPI 51-100				RPI 101+ Team's RPI: 232			
RPI	S	Opponent	Score	RPI	S	Opponent	Score	RPI	S	Opponent	Score	RPI	S	Opponent	Score
11	A	Maryland	50 105	40	A	North Carolina St.	48 89	71	A	Elon	69 80	101	A	Liberty	43 56
								75	N	Georgia Tech	61 81	143	H	UNC Asheville	81 82
								97	H	VCU	39 69	165	H	Davidson	60 62
												169	N	UAB	46 56
												222	A	Presbyterian	70 82
												222	H	Presbyterian	61 47
												223	A	Gardner-Webb	70 82
												226	A	Radford	56 54
												226	H	Radford	71 66
												280	A	Campbell	69 55
												286	A	UNCG	72 82
												294	H	Charleston So.	62 64
												300	H	Coastal Caro.	53 52
												309	A	Winthrop	74 67
												317	H	Longwood	79 68
LAST 12 Division I GAMES:															
222	H	Presbyterian	61 47	300	H	Coastal Caro.	53 52	223	A	Gardner-Webb	70 82				
101	A	Liberty	43 56	294	H	Charleston So.	62 64	222	A	Presbyterian	70 82				
226	A	Radford	56 54	71	A	Elon	69 80	97	H	VCU	39 69				
143	H	UNC Asheville	81 82												
309	A	Winthrop	74 67												
280	A	Campbell	69 55												

Non-Div I Games: Greensboro 82 49

High Point

■ Loss, 
 ■ Non-Conf, S Site, 
 ■ Home 
 ■ Away 
 N Neutral

Average RPI Win:	207	WON-LOST	WINNING	LAST 10	STRENGTH OF	OPP. STRENGTH	TEAM	ADJ.	CONF.	ADJ CONF.
Average RPI Loss:	91	RECORD	PCT. RANK	GAMES	SCHEDULE	OF SCHEDULE	RPI	RPI	RPI	RPI
DIV. I ONLY	17- 5	40	7- 3	189	137	77	77	13	13	
DIV. I NON-CONF.	9- 2	37	1- 0	227	157	71	71	12	12	
TOTALS	RPI 1-25	RPI 26-50	W-L RECORDS	RPI 51-100	RPI 101-150	RPI 150+				
17- 5	0- 1	0- 0	OVERALL	2- 3	2- 0	13- 1				
9- 1	0- 0	0- 0	HOME	2- 1	2- 0	5- 0				
7- 3	0- 0	0- 0	AWAY	0- 2	0- 0	7- 1				
1- 1	0- 1	0- 0	NEUTRAL	0- 0	0- 0	1- 0				
9- 2	0- 1	0- 0	NON-CONFERENCE	1- 0	2- 0	6- 1				
4- 0	0- 0	0- 0	HOME	1- 0	2- 0	1- 0				
4- 1	0- 0	0- 0	AWAY	0- 0	0- 0	4- 1				
1- 1	0- 1	0- 0	NEUTRAL	0- 0	0- 0	1- 0				
8- 3	0- 0	0- 0	CONFERENCE	1- 3	0- 0	7- 0				
5- 1	0- 0	0- 0	HOME	1- 1	0- 0	4- 0				
3- 2	0- 0	0- 0	AWAY	0- 2	0- 0	3- 0				
0- 0	0- 0	0- 0	NEUTRAL	0- 0	0- 0	0- 0				

RPI 1-25				RPI 26-50				RPI 51-100				Team's RPI: 77		RPI 101+			
RPI	S	Opponent	Score	RPI	S	Opponent	Score	RPI	S	Opponent	Score			RPI	S	Opponent	Score
7	N	Oregon St.	50 73					53	H	James Madison	54 71			112	H	Stony Brook	71 66
								71	A	Elon	60 61			133	H	Buffalo	79 36
								71	H	Elon	59 49			174	A	Col. of Charleston	62 58
								83	A	Drexel	64 67			185	A	Marist	71 67
								96	H	Saint Joseph's	75 62			194	H	Delaware	58 49
														195	H	Northeastern	75 50
														198	H	William & Mary	75 45
														213	A	Fairfield	67 53
														239	A	Massachusetts	56 57
														241	A	UNCW	68 64
														254	A	American	60 51
														262	H	Navy	65 63
														290	A	Towson	74 56
														290	H	Towson	64 60
														300	N	Coastal Caro.	82 40
														304	A	Delaware St.	66 49
LAST 12 Division I GAMES:																	
				290	A	Towson	74 56					198	H	William & Mary	75 45		
				53	H	James Madison	54 71					241	A	UNCW	68 64		
				71	H	Elon	59 49					174	A	Col. of Charleston	62 58		
				83	A	Drexel	64 67					71	A	Elon	60 61		
				290	H	Towson	64 60					194	H	Delaware	58 49		
				195	H	Northeastern	75 50					304	A	Delaware St.	66 49		

Non-Div I Games:

Hofstra

■ Loss, 
 ■ Non-Conf, S Site, 
 ■ Home 
 ■ Away 
 N Neutral

# Holy Cross

Through Games Of Feb. 8, 2016

Average RPI Win:	281	WON-LOST	WINNING	LAST 10	STRENGTH OF	OPP. STRENGTH	TEAM	ADJ.	CONF.	ADJ CONF.
Average RPI Loss:	168	RECORD	PCT. RANK	GAMES	SCHEDULE	OF SCHEDULE	RPI	RPI	RPI	RPI
DIV. I ONLY	9- 13	224	5- 5	301	259	271	271	29	29	
DIV. I NON-CONF.	3- 8	258	0- 1	307	165	323	323	29	29	
TOTALS	RPI 1-25	RPI 26-50	W-L RECORDS	RPI 51-100	RPI 101-150	RPI 150+				
9- 13	0- 0	0- 0	OVERALL	0- 2	0- 5	9- 6				
7- 3	0- 0	0- 0	HOME	0- 0	0- 1	7- 2				
2- 10	0- 0	0- 0	AWAY	0- 2	0- 4	2- 4				
0- 0	0- 0	0- 0	NEUTRAL	0- 0	0- 0	0- 0				
3- 8	0- 0	0- 0	NON-CONFERENCE	0- 1	0- 3	3- 4				
3- 2	0- 0	0- 0	HOME	0- 0	0- 0	3- 2				
0- 6	0- 0	0- 0	AWAY	0- 1	0- 3	0- 2				
0- 0	0- 0	0- 0	NEUTRAL	0- 0	0- 0	0- 0				
6- 5	0- 0	0- 0	CONFERENCE	0- 1	0- 2	6- 2				
4- 1	0- 0	0- 0	HOME	0- 0	0- 1	4- 0				
2- 4	0- 0	0- 0	AWAY	0- 1	0- 1	2- 2				
0- 0	0- 0	0- 0	NEUTRAL	0- 0	0- 0	0- 0				

RPI S	Opponent	Score	RPI S	Opponent	Score	RPI S	Opponent	Score	RPI S	Opponent	Score	Team's RPI: 271
						69	A Army West Point	58 77	102	A Bucknell	64 74	
						100	A Boston College	51 60	102	H Bucknell	51 58	
									108	A Yale	59 69	
									117	A Quinnipiac	61 74	
									145	A Pittsburgh	50 56	
									155	A Penn St.	82 86	
									202	A Lehigh	58 61	
									211	H Bryant	65 64	
									224	H Manhattan	58 44	
									239	H Massachusetts	60 74	
									254	H American	59 54	
									262	A Navy	49 50	
									262	H Navy	57 49	
									269	H Dartmouth	54 60	
									287	H Vermont	77 63	
									308	A Colgate	80 71	
									308	H Colgate	70 61	
									316	A UMass Lowell	67 75	
									326	H Lafayette	66 49	
									348	A Boston U.	60 41	
LAST 12 Division I GAMES:												
			102	A Bucknell	64 74		326	H Lafayette	66 49			
			308	H Colgate	70 61		102	H Bucknell	51 58			
			262	A Navy	49 50		308	A Colgate	80 71			
			254	H American	59 54		262	H Navy	57 49			
			69	A Army West Point	58 77		348	A Boston U.	60 41			
			202	A Lehigh	58 61		269	H Dartmouth	54 60			

Non-Div I Games:

Holy Cross

Loss, Non-Conf, S Site, H Home A Away N Neutral

Average RPI Win:	256	WON-LOST	WINNING	LAST 10	STRENGTH OF	OPP. STRENGTH	TEAM	ADJ.	CONF.	ADJ CONF.
Average RPI Loss:	115	RECORD	PCT. RANK	GAMES	SCHEDULE	OF SCHEDULE	RPI	RPI	RPI	RPI
DIV. I ONLY	5- 17	297	1- 8	103	122	240	240	8	8	
DIV. I NON-CONF.	4- 7	222	0- 0	124	287	199	199	7	7	
TOTALS	RPI 1-25	RPI 26-50	W-L RECORDS	RPI 51-100	RPI 101-150	RPI 150+				
5- 17	0- 1	0- 3	OVERALL	0- 4	1- 2	4- 7				
2- 8	0- 1	0- 0	HOME	0- 2	1- 1	1- 4				
3- 6	0- 0	0- 1	AWAY	0- 1	0- 1	3- 3				
0- 3	0- 0	0- 2	NEUTRAL	0- 1	0- 0	0- 0				
4- 7	0- 0	0- 2	NON-CONFERENCE	0- 1	1- 1	3- 3				
1- 3	0- 0	0- 0	HOME	0- 0	1- 1	0- 2				
3- 1	0- 0	0- 0	AWAY	0- 0	0- 0	3- 1				
0- 3	0- 0	0- 2	NEUTRAL	0- 1	0- 0	0- 0				
1- 10	0- 1	0- 1	CONFERENCE	0- 3	0- 1	1- 4				
1- 5	0- 1	0- 0	HOME	0- 2	0- 0	1- 2				
0- 5	0- 0	0- 1	AWAY	0- 1	0- 1	0- 2				
0- 0	0- 0	0- 0	NEUTRAL	0- 0	0- 0	0- 0				

RPI	S	Opponent	Score	RPI	S	Opponent	Score	RPI	S	Opponent	Score	RPI	S	Opponent	Score	Team's RPI: 240
2	H	UConn	37 76	35	N	George Washington	78 82	60	H	Temple	66 75	119	A	Memphis	57 74	
				43	A	South Fla.	49 73	80	A	Tulane	48 70	125	H	La.-Lafayette	52 51	
				50	N	Iowa	50 64	80	H	Tulane	56 59	148	H	Long Beach St.	41 47	
								99	N	Wright St.	61 75	158	H	SMU	48 50	
												164	A	East Carolina	70 76	
												174	A	Col. of Charleston	48 55	
												178	H	Tulsa	62 79	
												180	H	UNLV	60 63	
												182	H	UTRGV	45 55	
												205	A	Cincinnati	50 56	
												244	A	Rice	62 59	
												258	H	UCF	64 55	
												324	A	Incarnate Word	67 51	
												328	A	A&M-Corpus Christi	76 73	
LAST 12 Division I GAMES:																
80	H	Tulane	56 59	158	H	SMU	48 50									
258	H	UCF	64 55	2	H	UConn	37 76									
205	A	Cincinnati	50 56	119	A	Memphis	57 74									
43	A	South Fla.	49 73	60	H	Temple	66 75									
178	H	Tulsa	62 79	80	A	Tulane	48 70									
164	A	East Carolina	70 76	182	H	UTRGV	45 55									

Non-Div I Games:

Houston

■ Loss, 
 ■ Non-Conf, S Site, 
 ■ Home 
 ■ Away 
 N Neutral



## Houston Baptist

Through Games Of Feb. 8, 2016

Average RPI Win:	290	WON-LOST	WINNING	LAST 10	STRENGTH OF	OPP. STRENGTH	TEAM	ADJ.	CONF.	ADJ CONF.
Average RPI Loss:	165	RECORD	PCT. RANK	GAMES	SCHEDULE	OF SCHEDULE	RPI	RPI	RPI	RPI
DIV. I ONLY	7- 11	240	5- 5	230	294	243	243	27	27	
DIV. I NON-CONF.	2- 5	253	0- 0	166	268	225	225	26	26	
TOTALS	RPI 1-25	RPI 26-50	W-L RECORDS	RPI 51-100	RPI 101-150	RPI 150+				
7- 11	0- 1	0- 0	OVERALL	0- 1	0- 1	7- 8				
3- 4	0- 0	0- 0	HOME	0- 0	0- 0	3- 4				
3- 7	0- 1	0- 0	AWAY	0- 1	0- 1	3- 4				
1- 0	0- 0	0- 0	NEUTRAL	0- 0	0- 0	1- 0				
2- 5	0- 1	0- 0	NON-CONFERENCE	0- 0	0- 0	2- 4				
0- 2	0- 0	0- 0	HOME	0- 0	0- 0	0- 2				
1- 3	0- 1	0- 0	AWAY	0- 0	0- 0	1- 2				
1- 0	0- 0	0- 0	NEUTRAL	0- 0	0- 0	1- 0				
5- 6	0- 0	0- 0	CONFERENCE	0- 1	0- 1	5- 4				
3- 2	0- 0	0- 0	HOME	0- 0	0- 0	3- 2				
2- 4	0- 0	0- 0	AWAY	0- 1	0- 1	2- 2				
0- 0	0- 0	0- 0	NEUTRAL	0- 0	0- 0	0- 0				

RPI 1-25				RPI 26-50				RPI 51-100				RPI 101+ Team's RPI: 243			
RPI	S	Opponent	Score	RPI	S	Opponent	Score	RPI	S	Opponent	Score	RPI	S	Opponent	Score
25	A	UTEP	63 98					63	A	Abilene Christian	60 77	113	A	Central Ark.	44 45
												156	H	Texas-Arlington	40 64
												172	H	McNeese St.	64 71
												173	A	Northwestern St.	44 55
												187	H	Texas St.	66 71
												189	A	New Mexico	57 65
												228	A	UTSA	50 79
												234	H	Stephen F. Austin	50 64
												236	A	Texas Southern	77 65
												257	H	Sam Houston St.	67 63
												264	N	Omaha	64 51
												273	A	Lamar	70 77
												303	H	Southeastern La.	64 56
												310	H	Nicholls St.	80 71
												328	A	A&M-Corpus Christi	73 59
												335	A	New Orleans	71 51
LAST 12 Division I GAMES:															
234	H	Stephen F. Austin	50 64	113	A	Central Ark.	44 45								
328	A	A&M-Corpus Christi	73 59	303	H	Southeastern La.	64 56								
257	H	Sam Houston St.	67 63	310	H	Nicholls St.	80 71								
63	A	Abilene Christian	60 77	172	H	McNeese St.	64 71								
273	A	Lamar	70 77	173	A	Northwestern St.	44 55								
335	A	New Orleans	71 51	156	H	Texas-Arlington	40 64								

Non-Div I Games: Trinity (TX) 60 46 Huston-Tillotson 96 65 Paul Quinn 95 42

Houston Baptist

Loss, Non-Conf, S Site, H Home A Away N Neutral

Average RPI Win: <b>254</b>	WON-LOST	WINNING	LAST 10	STRENGTH OF	OPP. STRENGTH	TEAM	ADJ.	CONF.	ADJ CONF.
Average RPI Loss: <b>206</b>	RECORD	PCT. RANK	GAMES	SCHEDULE	OF SCHEDULE	RPI	RPI	RPI	RPI
DIV. I ONLY	4- 18	315	2- 7	286	286	327	327	30	30
DIV. I NON-CONF.	2- 11	306	1- 3	152	235	275	275	30	30
TOTALS	RPI 1-25	RPI 26-50	W-L RECORDS	RPI 51-100	RPI 101-150	RPI 150+			
4- 18	0- 1	0- 1	OVERALL	0- 1	0- 3	4- 12			
2- 6	0- 0	0- 0	HOME	0- 0	0- 0	2- 6			
2- 11	0- 1	0- 0	AWAY	0- 1	0- 2	2- 6			
0- 1	0- 0	0- 0	NEUTRAL	0- 0	0- 1	0- 0			
2- 11	0- 1	0- 1	NON-CONFERENCE	0- 1	0- 3	2- 5			
1- 3	0- 0	0- 0	HOME	0- 0	0- 0	1- 3			
1- 7	0- 1	0- 1	AWAY	0- 1	0- 2	1- 2			
0- 1	0- 0	0- 0	NEUTRAL	0- 0	0- 1	0- 0			
2- 7	0- 0	0- 0	CONFERENCE	0- 0	0- 0	2- 7			
1- 3	0- 0	0- 0	HOME	0- 0	0- 0	1- 3			
1- 4	0- 0	0- 0	AWAY	0- 0	0- 0	1- 4			
0- 0	0- 0	0- 0	NEUTRAL	0- 0	0- 0	0- 0			

RPI 1-25				RPI 26-50				RPI 51-100				RPI 101+ Team's RPI: 327			
RPI	S	Opponent	Score	RPI	S	Opponent	Score	RPI	S	Opponent	Score	RPI	S	Opponent	Score
24	A	Duquesne	62 <b>86</b>	27	A	Syracuse	48 <b>97</b>	85	A	Northwestern	49 <b>89</b>	104	A	Arizona	28 <b>65</b>
												126	N	Mercer	53 <b>70</b>
												135	A	Xavier	47 <b>70</b>
												157	H	Old Dominion	64 <b>83</b>
												163	H	Cornell	76 74
												167	H	Hampton	83 77
												215	A	Morgan St.	66 <b>78</b>
												220	A	Ill.-Chicago	48 <b>75</b>
												248	H	Bethune-Cookman	77 <b>81</b>
												253	H	Coppin St.	67 <b>83</b>
												263	A	Georgia St.	58 <b>65</b>
												274	A	N.C. A&T	70 <b>88</b>
												278	H	La Salle	68 <b>71</b>
												304	A	Delaware St.	86 <b>87</b>
												320	A	UMES	59 <b>62</b>
												325	H	LIU Brooklyn	72 <b>89</b>
												337	A	Mt. St. Mary's	62 49
												346	H	Norfolk St.	108 <b>110</b>
												349	A	N.C. Central	68 61
LAST 12 Division I GAMES:															
167	H	Hampton	83 77	253	H	Coppin St.	67 <b>83</b>								
346	H	Norfolk St.	108 <b>110</b>	163	H	Cornell	76 74								
320	A	UMES	59 <b>62</b>	27	A	Syracuse	48 <b>97</b>								
215	A	Morgan St.	66 <b>78</b>	135	A	Xavier	47 <b>70</b>								
248	H	Bethune-Cookman	77 <b>81</b>	157	H	Old Dominion	64 <b>83</b>								
304	A	Delaware St.	86 <b>87</b>	337	A	Mt. St. Mary's	62 49								

Non-Div I Games:

Howard

■ Loss, 
 ■ Non-Conf, S Site, 
 ■ Home 
 ■ Away 
 N Neutral

Average RPI Win:	325	WON-LOST	WINNING	LAST 10	STRENGTH OF	OPP. STRENGTH	TEAM	ADJ.	CONF.	ADJ CONF.
Average RPI Loss:	171	RECORD	PCT. RANK	GAMES	SCHEDULE	OF SCHEDULE	RPI	RPI	RPI	RPI
DIV. I ONLY	3- 18	332	1- 9	219	268	333	333	18	18	
DIV. I NON-CONF.	2- 9	296	0- 2	192	294	310	310	19	19	
TOTALS	RPI 1-25	RPI 26-50	W-L RECORDS	RPI 51-100	RPI 101-150	RPI 150+				
3- 18	0- 0	0- 2	OVERALL	0- 2	0- 3	3- 11				
3- 7	0- 0	0- 1	HOME	0- 1	0- 2	3- 3				
0- 11	0- 0	0- 1	AWAY	0- 1	0- 1	0- 8				
0- 0	0- 0	0- 0	NEUTRAL	0- 0	0- 0	0- 0				
2- 9	0- 0	0- 2	NON-CONFERENCE	0- 0	0- 2	2- 5				
2- 3	0- 0	0- 1	HOME	0- 0	0- 1	2- 1				
0- 6	0- 0	0- 1	AWAY	0- 0	0- 1	0- 4				
0- 0	0- 0	0- 0	NEUTRAL	0- 0	0- 0	0- 0				
1- 9	0- 0	0- 0	CONFERENCE	0- 2	0- 1	1- 6				
1- 4	0- 0	0- 0	HOME	0- 1	0- 1	1- 2				
0- 5	0- 0	0- 0	AWAY	0- 1	0- 0	0- 4				
0- 0	0- 0	0- 0	NEUTRAL	0- 0	0- 0	0- 0				

RPI S	Opponent	Score	RPI S	Opponent	Score	RPI S	Opponent	Score	RPI S	Opponent	Score	Team's RPI: 333
31	A Ohio	52 79	59	H South Dakota St.	42 61	114	H IUPUI	50 69				
41	H Indiana	72 79	81	A South Dakota	60 92	123	H Western Mich.	48 70				
						144	A Northern Ky.	64 77				
						158	A Oral Roberts	59 61				
						161	A Detroit	63 64				
						175	A Milwaukee	60 73				
						203	A Oakland	74 81				
						213	A Fairfield	62 74				
						227	A Western Ill.	87 88				
						227	H Western Ill.	74 78				
						235	H USC Upstate	81 84				
						264	H Omaha	58 60				
						305	A Denver	50 53				
						305	H Denver	61 49				
						321	A North Dakota St.	85 94				
						332	H Kent St.	86 68				
						339	H Chicago St.	62 51				
LAST 12 Division I GAMES:												
227	A Western Ill.	87 88	59	H South Dakota St.	42 61							
305	H Denver	61 49	305	A Denver	50 53							
264	H Omaha	58 60	227	H Western Ill.	74 78							
321	A North Dakota St.	85 94	114	H IUPUI	50 69							
81	A South Dakota	60 92	175	A Milwaukee	60 73							
158	A Oral Roberts	59 61	203	A Oakland	74 81							

Non-Div I Games: Trine 82 62 Grace (IN) 91 39

IPFW

Loss, Non-Conf, S Site, H Home A Away N Neutral

Average RPI Win: <b>220</b>	WON-LOST	WINNING	LAST 10	STRENGTH OF	OPP. STRENGTH	TEAM	ADJ.	CONF.	ADJ CONF.
Average RPI Loss: <b>133</b>	RECORD	PCT. RANK	GAMES	SCHEDULE	OF SCHEDULE	RPI	RPI	RPI	RPI
DIV. I ONLY	14- 7	88	7- 3	217	192	114	114	18	18
DIV. I NON-CONF.	7- 4	110	1- 1	225	119	116	116	19	19
TOTALS	RPI 1-25	RPI 26-50	W-L RECORDS	RPI 51-100	RPI 101-150	RPI 150+			
14- 7	0- 1	0- 0	OVERALL	2- 3	1- 0	11- 3			
7- 2	0- 0	0- 0	HOME	1- 1	1- 0	5- 1			
6- 5	0- 1	0- 0	AWAY	1- 2	0- 0	5- 2			
1- 0	0- 0	0- 0	NEUTRAL	0- 0	0- 0	1- 0			
7- 4	0- 1	0- 0	NON-CONFERENCE	2- 1	1- 0	4- 2			
3- 1	0- 0	0- 0	HOME	1- 1	1- 0	1- 0			
3- 3	0- 1	0- 0	AWAY	1- 0	0- 0	2- 2			
1- 0	0- 0	0- 0	NEUTRAL	0- 0	0- 0	1- 0			
7- 3	0- 0	0- 0	CONFERENCE	0- 2	0- 0	7- 1			
4- 1	0- 0	0- 0	HOME	0- 0	0- 0	4- 1			
3- 2	0- 0	0- 0	AWAY	0- 2	0- 0	3- 0			
0- 0	0- 0	0- 0	NEUTRAL	0- 0	0- 0	0- 0			

RPI 1-25				RPI 26-50				RPI 51-100				RPI 101+ Team's RPI: 114			
RPI	S	Opponent	Score	RPI	S	Opponent	Score	RPI	S	Opponent	Score	RPI	S	Opponent	Score
18	A	Louisville	61 70					59	A	South Dakota St.	66 68	110	H	Belmont	62 59
								75	H	Georgia Tech	50 60	151	A	SIUE	85 67
								81	A	South Dakota	59 65	158	A	Oral Roberts	57 54
								84	A	Marquette	60 55	158	H	Oral Roberts	47 52
								97	H	VCU	70 69	201	A	North Texas	67 68
												227	A	Western Ill.	68 60
												227	H	Western Ill.	96 87
												234	N	Stephen F. Austin	62 55
												247	H	Indiana St.	68 43
												264	H	Omaha	75 59
												305	H	Denver	81 75
												319	A	Evansville	68 62
												321	H	North Dakota St.	67 44
												333	A	IPFW	69 50
												338	A	Eastern Ill.	71 77
LAST 12 Division I GAMES:															
227	H	Western Ill.	96 87	264	H	Omaha	75 59	227	A	Western Ill.	68 60				
158	A	Oral Roberts	57 54	158	H	Oral Roberts	47 52	333	A	IPFW	69 50				
305	H	Denver	81 75	319	A	Evansville	68 62	75	H	Georgia Tech	50 60				
81	A	South Dakota	59 65												
59	A	South Dakota St.	66 68												
321	H	North Dakota St.	67 44												

Non-Div I Games: Oakland City 104 30 Ind.-Southeast 99 50

IUPUI

Loss, Non-Conf, S Site, H Home A Away N Neutral

Average RPI Win:	237	WON-LOST	WINNING	LAST 10	STRENGTH OF	OPP. STRENGTH	TEAM	ADJ.	CONF.	ADJ CONF.
Average RPI Loss:	97	RECORD	PCT. RANK	GAMES	SCHEDULE	OF SCHEDULE	RPI	RPI	RPI	RPI
DIV. I ONLY	15- 6	66	8- 2	268	142	136	136	20	20	
DIV. I NON-CONF.	6- 4	125	0- 0	133	98	128	128	21	21	
TOTALS	RPI 1-25	RPI 26-50	W-L RECORDS	RPI 51-100	RPI 101-150	RPI 150+				
15- 6	0- 1	0- 1	OVERALL	1- 1	1- 1	13- 2				
9- 3	0- 0	0- 0	HOME	0- 1	1- 0	8- 2				
4- 2	0- 1	0- 0	AWAY	0- 0	0- 1	4- 0				
2- 1	0- 0	0- 1	NEUTRAL	1- 0	0- 0	1- 0				
6- 4	0- 1	0- 1	NON-CONFERENCE	1- 1	0- 1	5- 0				
4- 1	0- 0	0- 0	HOME	0- 1	0- 0	4- 0				
0- 2	0- 1	0- 0	AWAY	0- 0	0- 1	0- 0				
2- 1	0- 0	0- 1	NEUTRAL	1- 0	0- 0	1- 0				
9- 2	0- 0	0- 0	CONFERENCE	0- 0	1- 0	8- 2				
5- 2	0- 0	0- 0	HOME	0- 0	1- 0	4- 2				
4- 0	0- 0	0- 0	AWAY	0- 0	0- 0	4- 0				
0- 0	0- 0	0- 0	NEUTRAL	0- 0	0- 0	0- 0				

RPI 1-25			RPI 26-50			RPI 51-100			RPI 101+			Team's RPI: 136
RPI	S	Opponent	Score	RPI	S	Opponent	Score	RPI	S	Opponent	Score	
7	A	Oregon St.	44 69	39	N	Duke	68 74	63	H	Abilene Christian	59 71	127 H North Dakota 92 65
								92	N	Iowa St.	97 65	130 A Texas Tech 62 78
												160 H Montana St. 59 62
												170 H Northern Colo. 66 56
												183 H Eastern Wash. 66 74
												187 N Texas St. 75 55
												206 A Sacramento St. 98 88
												225 H Montana 78 61
												249 H Seattle 64 60
												252 H Wyoming 61 57
												259 A Northern Ariz. 72 51
												259 H Northern Ariz. 76 59
												267 H UC Santa Barbara 64 42
												283 H CSUN 106 50
												322 A Portland St. 94 65
												331 A Southern Utah 62 51
												331 H Southern Utah 93 48
LAST 12 Division I GAMES:												
259	H	Northern Ariz.	76 59	331	A	Southern Utah	62 51					
331	H	Southern Utah	93 48	259	A	Northern Ariz.	72 51					
322	A	Portland St.	94 65	183	H	Eastern Wash.	66 74					
206	A	Sacramento St.	98 88	170	H	Northern Colo.	66 56					
160	H	Montana St.	59 62	127	H	North Dakota	92 65					
225	H	Montana	78 61	63	H	Abilene Christian	59 71					

Non-Div I Games: Carroll (MT) 75 47 Northwest Chrst. 71 48

Idaho

Loss, Non-Conf, S Site, H Home A Away N Neutral

Average RPI Win:	232	WON-LOST	WINNING	LAST 10	STRENGTH OF	OPP. STRENGTH	TEAM	ADJ.	CONF.	ADJ CONF.
Average RPI Loss:	136	RECORD	PCT. RANK	GAMES	SCHEDULE	OF SCHEDULE	RPI	RPI	RPI	RPI
DIV. I ONLY	8- 11	214	0- 2	204	132	200	200	20	20	
DIV. I NON-CONF.	5- 4	138	0- 1	45	117	55	55	21	21	
TOTALS	RPI 1-25	RPI 26-50	W-L RECORDS	RPI 51-100	RPI 101-150	RPI 150+				
8- 11	0- 2	0- 0	OVERALL	0- 1	1- 3	7- 5				
3- 4	0- 0	0- 0	HOME	0- 0	0- 1	3- 3				
4- 7	0- 2	0- 0	AWAY	0- 1	1- 2	3- 2				
1- 0	0- 0	0- 0	NEUTRAL	0- 0	0- 0	1- 0				
5- 4	0- 2	0- 0	NON-CONFERENCE	0- 1	1- 1	4- 0				
2- 0	0- 0	0- 0	HOME	0- 0	0- 0	2- 0				
2- 4	0- 2	0- 0	AWAY	0- 1	1- 1	1- 0				
1- 0	0- 0	0- 0	NEUTRAL	0- 0	0- 0	1- 0				
3- 7	0- 0	0- 0	CONFERENCE	0- 0	0- 2	3- 5				
1- 4	0- 0	0- 0	HOME	0- 0	0- 1	1- 3				
2- 3	0- 0	0- 0	AWAY	0- 0	0- 1	2- 2				
0- 0	0- 0	0- 0	NEUTRAL	0- 0	0- 0	0- 0				

RPI 1-25				RPI 26-50				RPI 51-100				RPI 101+ Team's RPI: 200			
RPI	S	Opponent	Score	RPI	S	Opponent	Score	RPI	S	Opponent	Score	RPI	S	Opponent	Score
13	A	Michigan St.	60 79					85	A	Northwestern	36 72	127	A	North Dakota	42 45
25	A	UTEP	54 67									127	H	North Dakota	57 60
												129	A	Boise St.	80 77
												130	A	Texas Tech	64 79
												170	A	Northern Colo.	47 48
												170	H	Northern Colo.	59 61
												188	A	Weber St.	58 57
												188	H	Weber St.	46 61
												199	N	Southeast Mo. St.	65 64
												206	H	Sacramento St.	59 68
												217	A	Utah Valley	56 47
												218	H	Utah St.	81 67
												249	H	Seattle	83 67
												259	A	Northern Ariz.	62 63
												322	H	Portland St.	71 70
												331	A	Southern Utah	71 67
LAST 12 Division I GAMES:															
25	A	UTEP	54 67	322	H	Portland St.	71 70								
170	H	Northern Colo.	59 61	206	H	Sacramento St.	59 68								
127	H	North Dakota	57 60	127	A	North Dakota	42 45								
259	A	Northern Ariz.	62 63	170	A	Northern Colo.	47 48								
331	A	Southern Utah	71 67	188	H	Weber St.	46 61								
188	A	Weber St.	58 57	217	A	Utah Valley	56 47								

Non-Div I Games: Colo. Christian 82 56 Montana Tech 82 55

Idaho St.

■ Loss, 
 ■ Non-Conf, 
 ■ S Site, 
 ■ H Home 
 ■ A Away 
 N Neutral

Average RPI Win:	279	WON-LOST	WINNING	LAST 10	STRENGTH OF	OPP. STRENGTH	TEAM	ADJ.	CONF.	ADJ CONF.
Average RPI Loss:	120	RECORD	PCT. RANK	GAMES	SCHEDULE	OF SCHEDULE	RPI	RPI	RPI	RPI
DIV. I ONLY	11- 11	167	2- 8	267	215	220	220	14	14	
DIV. I NON-CONF.	9- 2	37	1- 0	341	296	173	173	15	15	
TOTALS	RPI 1-25	RPI 26-50	W-L RECORDS	RPI 51-100	RPI 101-150	RPI 150+				
11- 11	0- 1	0- 1	OVERALL	1- 2	0- 4	10- 3				
5- 6	0- 0	0- 0	HOME	1- 1	0- 3	4- 2				
6- 5	0- 1	0- 1	AWAY	0- 1	0- 1	6- 1				
0- 0	0- 0	0- 0	NEUTRAL	0- 0	0- 0	0- 0				
9- 2	0- 0	0- 1	NON-CONFERENCE	1- 0	0- 1	8- 0				
4- 1	0- 0	0- 0	HOME	1- 0	0- 1	3- 0				
5- 1	0- 0	0- 1	AWAY	0- 0	0- 0	5- 0				
0- 0	0- 0	0- 0	NEUTRAL	0- 0	0- 0	0- 0				
2- 9	0- 1	0- 0	CONFERENCE	0- 2	0- 3	2- 3				
1- 5	0- 0	0- 0	HOME	0- 1	0- 2	1- 2				
1- 4	0- 1	0- 0	AWAY	0- 1	0- 1	1- 1				
0- 0	0- 0	0- 0	NEUTRAL	0- 0	0- 0	0- 0				

RPI 1-25				RPI 26-50				RPI 51-100				RPI 101+ Team's RPI: 220			
RPI	S	Opponent	Score	RPI	S	Opponent	Score	RPI	S	Opponent	Score	RPI	S	Opponent	Score
20	A	Green Bay	22 64	47	A	Purdue	51 62	82	H	Central Mich.	66 63	109	H	Toledo	51 60
								99	A	Wright St.	62 73	124	H	Youngstown St.	64 69
								99	H	Wright St.	72 80	144	A	Northern Ky.	53 55
												144	H	Northern Ky.	61 72
												161	H	Detroit	80 89
												175	A	Milwaukee	53 54
												203	H	Oakland	76 78
												207	A	Valparaiso	54 50
												227	A	Western Ill.	78 70
												301	H	Cleveland St.	80 62
												305	A	Denver	56 46
												312	H	Nevada	70 55
												314	A	Bradley	66 56
												315	A	Illinois St.	74 65
												327	H	Howard	75 48
												338	H	Eastern Ill.	66 54
												339	A	Chicago St.	51 47
LAST 12 Division I GAMES:															
				99	H	Wright St.	72 80	175	A	Milwaukee	53 54				
				144	H	Northern Ky.	61 72	161	H	Detroit	80 89				
				207	A	Valparaiso	54 50	203	H	Oakland	76 78				
				301	H	Cleveland St.	80 62	144	A	Northern Ky.	53 55				
				124	H	Youngstown St.	64 69	99	A	Wright St.	62 73				
				20	A	Green Bay	22 64	338	H	Eastern Ill.	66 54				

Non-Div I Games:

Ill.-Chicago

Average RPI Win:	158	WON-LOST	WINNING	LAST 10	STRENGTH OF	OPP. STRENGTH	TEAM	ADJ.	CONF.	ADJ CONF.
Average RPI Loss:	65	RECORD	PCT. RANK	GAMES	SCHEDULE	OF SCHEDULE	RPI	RPI	RPI	RPI
DIV. I ONLY	8- 15	252	1- 9	9	78	153	153	4	4	
DIV. I NON-CONF.	7- 4	110	0- 0	10	263	73	73	3	3	
TOTALS	RPI 1-25	RPI 26-50	W-L RECORDS	RPI 51-100	RPI 101-150	RPI 150+				
8- 15	0- 2	1- 5	OVERALL	2- 6	2- 1	3- 1				
8- 7	0- 2	1- 1	HOME	2- 3	2- 0	3- 1				
0- 8	0- 0	0- 4	AWAY	0- 3	0- 1	0- 0				
0- 0	0- 0	0- 0	NEUTRAL	0- 0	0- 0	0- 0				
7- 4	0- 0	1- 2	NON-CONFERENCE	2- 1	1- 1	3- 0				
7- 2	0- 0	1- 1	HOME	2- 1	1- 0	3- 0				
0- 2	0- 0	0- 1	AWAY	0- 0	0- 1	0- 0				
0- 0	0- 0	0- 0	NEUTRAL	0- 0	0- 0	0- 0				
1- 11	0- 2	0- 3	CONFERENCE	0- 5	1- 0	0- 1				
1- 5	0- 2	0- 0	HOME	0- 2	1- 0	0- 1				
0- 6	0- 0	0- 3	AWAY	0- 3	0- 0	0- 0				
0- 0	0- 0	0- 0	NEUTRAL	0- 0	0- 0	0- 0				

RPI S	Opponent	Score	RPI S	Opponent	Score	RPI S	Opponent	Score	RPI S	Opponent	Score	Team's RPI: 153
5	H Ohio St.	70 80	31	H Ohio	62 53	73	A Nebraska	57 73	119	A Memphis	75 81	
11	H Maryland	63 79	35	H George Washington	57 70	76	A Michigan	83 96	139	H Southern Ill.	78 64	
			38	A Miami (FL)	64 73	81	H South Dakota	76 85	141	H Wisconsin	71 65	
			41	A Indiana	66 68	82	H Central Mich.	74 69	155	H Penn St.	56 65	
			42	A Rutgers	54 67	85	H Northwestern	59 69	202	H Lehigh	76 67	
			47	A Purdue	65 69	86	A Minnesota	77 82	242	H Tennessee St.	98 43	
						86	H Minnesota	75 106	339	H Chicago St.	67 36	
						91	H UT Martin	94 74				
LAST 12 Division I GAMES:												
76	A Michigan	83 96	141	H Wisconsin	71 65							
85	H Northwestern	59 69	42	A Rutgers	54 67							
5	H Ohio St.	70 80	73	A Nebraska	57 73							
86	A Minnesota	77 82	86	H Minnesota	75 106							
155	H Penn St.	56 65	47	A Purdue	65 69							
41	A Indiana	66 68	11	H Maryland	63 79							

Non-Div I Games:

Illinois



Average RPI Win:	300	WON-LOST	WINNING	LAST 10	STRENGTH OF	OPP. STRENGTH	TEAM	ADJ.	CONF.	ADJ CONF.
Average RPI Loss:	171	RECORD	PCT. RANK	GAMES	SCHEDULE	OF SCHEDULE	RPI	RPI	RPI	RPI
DIV. I ONLY	6- 15	281	4- 6	299	219	315	315	21	21	
DIV. I NON-CONF.	2- 9	296	1- 1	298	248	342	342	17	17	
TOTALS	RPI 1-25	RPI 26-50	W-L RECORDS	RPI 51-100	RPI 101-150	RPI 150+				
6- 15	0- 1	0- 0	OVERALL	0- 2	0- 3	6- 9				
5- 5	0- 0	0- 0	HOME	0- 1	0- 0	5- 4				
1- 8	0- 1	0- 0	AWAY	0- 1	0- 3	1- 3				
0- 2	0- 0	0- 0	NEUTRAL	0- 0	0- 0	0- 2				
2- 9	0- 1	0- 0	NON-CONFERENCE	0- 0	0- 1	2- 7				
2- 3	0- 0	0- 0	HOME	0- 0	0- 0	2- 3				
0- 4	0- 1	0- 0	AWAY	0- 0	0- 1	0- 2				
0- 2	0- 0	0- 0	NEUTRAL	0- 0	0- 0	0- 2				
4- 6	0- 0	0- 0	CONFERENCE	0- 2	0- 2	4- 2				
3- 2	0- 0	0- 0	HOME	0- 1	0- 0	3- 1				
1- 4	0- 0	0- 0	AWAY	0- 1	0- 2	1- 1				
0- 0	0- 0	0- 0	NEUTRAL	0- 0	0- 0	0- 0				

RPI S	Opponent	Score	RPI S	Opponent	Score	RPI S	Opponent	Score	RPI S	Opponent	Score	Team's RPI: 315
19	A DePaul	41 89				87	H Missouri St.	51 73	108	A Yale	47 60	
						98	A Drake	41 76	132	A UNI	51 65	
									139	A Southern Ill.	71 76	
									151	H SIUE	57 65	
									154	H Loyola Chicago	41 57	
									220	H Ill.-Chicago	65 74	
									227	H Western Ill.	64 79	
									228	A UTSA	51 77	
									231	A Bowling Green	52 70	
									247	A Indiana St.	56 63	
									247	H Indiana St.	73 62	
									256	N Northern Ill.	59 68	
									264	N Omaha	56 60	
									291	H Wichita St.	70 49	
									292	H Murray St.	81 76	
									314	H Bradley	54 49	
									319	A Evansville	64 57	
									339	H Chicago St.	57 53	
LAST 12 Division I GAMES:												
247	H Indiana St.	73 62	132	A UNI	51 65							
139	A Southern Ill.	71 76	247	A Indiana St.	56 63							
319	A Evansville	64 57	291	H Wichita St.	70 49							
154	H Loyola Chicago	41 57	87	H Missouri St.	51 73							
314	H Bradley	54 49	227	H Western Ill.	64 79							
98	A Drake	41 76	339	H Chicago St.	57 53							

Non-Div I Games:

Illinois St.

Average RPI Win:	262	WON-LOST	WINNING	LAST 10	STRENGTH OF	OPP. STRENGTH	TEAM	ADJ.	CONF.	ADJ CONF.
Average RPI Loss:	199	RECORD	PCT. RANK	GAMES	SCHEDULE	OF SCHEDULE	RPI	RPI	RPI	RPI
DIV. I ONLY	3- 14	319	3- 7	298	266	324	324	27	27	
DIV. I NON-CONF.	0- 7	338	0- 2	160	173	324	324	26	26	
TOTALS	RPI 1-25	RPI 26-50	W-L RECORDS	RPI 51-100	RPI 101-150	RPI 150+				
3- 14	0- 0	0- 1	OVERALL	0- 2	0- 1	3- 10				
0- 8	0- 0	0- 0	HOME	0- 1	0- 0	0- 7				
3- 6	0- 0	0- 1	AWAY	0- 1	0- 1	3- 3				
0- 0	0- 0	0- 0	NEUTRAL	0- 0	0- 0	0- 0				
0- 7	0- 0	0- 1	NON-CONFERENCE	0- 1	0- 1	0- 4				
0- 3	0- 0	0- 0	HOME	0- 0	0- 0	0- 3				
0- 4	0- 0	0- 1	AWAY	0- 1	0- 1	0- 1				
0- 0	0- 0	0- 0	NEUTRAL	0- 0	0- 0	0- 0				
3- 7	0- 0	0- 0	CONFERENCE	0- 1	0- 0	3- 6				
0- 5	0- 0	0- 0	HOME	0- 1	0- 0	0- 4				
3- 2	0- 0	0- 0	AWAY	0- 0	0- 0	3- 2				
0- 0	0- 0	0- 0	NEUTRAL	0- 0	0- 0	0- 0				

RPI 1-25				RPI 26-50				RPI 51-100				RPI 101+				Team's RPI: 324	
RPI	S	Opponent	Score	RPI	S	Opponent	Score	RPI	S	Opponent	Score	RPI	S	Opponent	Score		
				47	A	Purdue	27 95	62	A	Colorado St.	37 60	130	A	Texas Tech	55 70		
								63	H	Abilene Christian	71 86	172	A	McNeese St.	68 55		
												173	H	Northwestern St.	48 53		
												182	A	UTRGV	47 60		
												182	H	UTRGV	50 68		
												201	H	North Texas	55 62		
												240	H	Houston	51 67		
												257	H	Sam Houston St.	60 65		
												273	A	Lamar	49 59		
												303	A	Southeastern La.	70 66		
												310	A	Nicholls St.	63 61		
												310	H	Nicholls St.	64 66		
												328	H	A&M-Corpus Christi	56 57		
												335	A	New Orleans	49 55		
LAST 12 Division I GAMES:																	
				273	A	Lamar	49 59	303	A	Southeastern La.	70 66						
				310	A	Nicholls St.	63 61	173	H	Northwestern St.	48 53						
				310	H	Nicholls St.	64 66	335	A	New Orleans	49 55						
				328	H	A&M-Corpus Christi	56 57	257	H	Sam Houston St.	60 65						
				63	H	Abilene Christian	71 86	201	H	North Texas	55 62						
				172	A	McNeese St.	68 55	182	A	UTRGV	47 60						

Non-Div I Games: LSU-Alexandria 96 59 Howard Payne 78 65 Sul Ross St. 54 35 Trinity (TX) 55 61 Incarnate Word

## Indiana

Through Games Of Feb. 8, 2016

Average RPI Win:	129	WON-LOST	WINNING	LAST 10	STRENGTH OF	OPP. STRENGTH	TEAM	ADJ.	CONF.	ADJ CONF.
Average RPI Loss:	46	RECORD	PCT. RANK	GAMES	SCHEDULE	OF SCHEDULE	RPI	RPI	RPI	RPI
DIV. I ONLY	15- 9	104	6- 4	29	23	41	41	4	4	
DIV. I NON-CONF.	8- 4	100	0- 0	67	59	67	67	3	3	
TOTALS	RPI 1-25	RPI 26-50	W-L RECORDS	RPI 51-100	RPI 101-150	RPI 150+				
15- 9	1- 3	2- 4	OVERALL	5- 1	2- 1	5- 0				
11- 0	1- 0	2- 0	HOME	4- 0	2- 0	2- 0				
3- 6	0- 3	0- 1	AWAY	1- 1	0- 1	2- 0				
1- 3	0- 0	0- 3	NEUTRAL	0- 0	0- 0	1- 0				
8- 4	0- 1	0- 3	NON-CONFERENCE	2- 0	2- 0	4- 0				
5- 0	0- 0	0- 0	HOME	2- 0	2- 0	1- 0				
2- 1	0- 1	0- 0	AWAY	0- 0	0- 0	2- 0				
1- 3	0- 0	0- 3	NEUTRAL	0- 0	0- 0	1- 0				
7- 5	1- 2	2- 1	CONFERENCE	3- 1	0- 1	1- 0				
6- 0	1- 0	2- 0	HOME	2- 0	0- 0	1- 0				
1- 5	0- 2	0- 1	AWAY	1- 1	0- 1	0- 0				
0- 0	0- 0	0- 0	NEUTRAL	0- 0	0- 0	0- 0				

RPI 1-25				RPI 26-50				Team's RPI: 41	RPI 51-100				RPI 101+			
RPI	S	Opponent	Score	RPI	S	Opponent	Score		RPI	S	Opponent	Score	RPI	S	Opponent	Score
5	A	Ohio St.	70 97	31	N	Ohio	56 63		56	H	Chattanooga	54 43	108	H	Yale	76 60
11	A	Maryland	63 86	36	N	West Virginia	64 75		73	H	Nebraska	59 47	121	H	Samford	65 56
13	H	Michigan St.	81 65	38	N	Miami (FL)	75 89		75	H	Georgia Tech	69 60	141	A	Wisconsin	69 73
19	A	DePaul	69 84	42	H	Rutgers	64 48		76	H	Michigan	77 69	153	H	Illinois	68 66
				47	A	Purdue	53 63		85	A	Northwestern	91 84	242	H	Tennessee St.	88 56
				50	H	Iowa	79 74		86	A	Minnesota	76 78	247	A	Indiana St.	53 50
													266	N	Austin Peay	90 58
													333	A	IPFW	79 72
LAST 12 Division I GAMES:																
73	H	Nebraska	59 47	86	A	Minnesota	76 78									
50	H	Iowa	79 74	13	H	Michigan St.	81 65									
11	A	Maryland	63 86	47	A	Purdue	53 63									
42	H	Rutgers	64 48	5	A	Ohio St.	70 97									
85	A	Northwestern	91 84	76	H	Michigan	77 69									
153	H	Illinois	68 66	141	A	Wisconsin	69 73									

Non-Div I Games:

Indiana

■ Loss, 
■ Non-Conf, 
■ S Site, 
■ H Home 
■ A Away 
N Neutral

Average RPI Win:	267	WON-LOST	WINNING	LAST 10	STRENGTH OF	OPP. STRENGTH	TEAM	ADJ.	CONF.	ADJ CONF.
Average RPI Loss:	144	RECORD	PCT. RANK	GAMES	SCHEDULE	OF SCHEDULE	RPI	RPI	RPI	RPI
DIV. I ONLY	9- 12	208	5- 5	271	216	247	247	21	21	
DIV. I NON-CONF.	4- 7	222	1- 1	231	222	247	247	17	17	
TOTALS	RPI 1-25	RPI 26-50	W-L RECORDS	RPI 51-100	RPI 101-150	RPI 150+				
9- 12	0- 0	0- 1	OVERALL	0- 4	0- 4	9- 3				
6- 4	0- 0	0- 1	HOME	0- 2	0- 0	6- 1				
3- 7	0- 0	0- 0	AWAY	0- 2	0- 4	3- 1				
0- 1	0- 0	0- 0	NEUTRAL	0- 0	0- 0	0- 1				
4- 7	0- 0	0- 1	NON-CONFERENCE	0- 2	0- 2	4- 2				
2- 3	0- 0	0- 1	HOME	0- 1	0- 0	2- 1				
2- 3	0- 0	0- 0	AWAY	0- 1	0- 2	2- 0				
0- 1	0- 0	0- 0	NEUTRAL	0- 0	0- 0	0- 1				
5- 5	0- 0	0- 0	CONFERENCE	0- 2	0- 2	5- 1				
4- 1	0- 0	0- 0	HOME	0- 1	0- 0	4- 0				
1- 4	0- 0	0- 0	AWAY	0- 1	0- 2	1- 1				
0- 0	0- 0	0- 0	NEUTRAL	0- 0	0- 0	0- 0				

RPI S	Opponent	Score	RPI S	Opponent	Score	RPI S	Opponent	Score	RPI S	Opponent	Score	Team's RPI: 247
41	H Indiana	50 53	78	H Saint Louis	52 62	114	A IUPUI	43 68				
			82	A Central Mich.	65 85	132	A UNI	42 53				
			87	H Missouri St.	51 59	139	A Southern Ill.	64 76				
			98	A Drake	55 80	144	A Northern Ky.	67 73				
						154	H Loyola Chicago	62 48				
						178	A Tulsa	67 63				
						190	H Butler	70 63				
						234	N Stephen F. Austin	62 71				
						264	H Omaha	50 51				
						291	H Wichita St.	59 33				
						307	A UMKC	77 47				
						314	H Bradley	59 37				
						315	A Illinois St.	62 73				
						315	H Illinois St.	63 56				
						319	A Evansville	59 44				
						338	H Eastern Ill.	60 42				
LAST 12 Division I GAMES:												
315	A Illinois St.	62 73	98	A Drake	55 80							
319	A Evansville	59 44	315	H Illinois St.	63 56							
139	A Southern Ill.	64 76	87	H Missouri St.	51 59							
314	H Bradley	59 37	291	H Wichita St.	59 33							
154	H Loyola Chicago	62 48	190	H Butler	70 63							
132	A UNI	42 53	41	H Indiana	50 53							

Non-Div I Games:

Indiana St.

Average RPI Win: <b>243</b>	WON-LOST	WINNING	LAST 10	STRENGTH OF	OPP. STRENGTH	TEAM	ADJ.	CONF.	ADJ CONF.
Average RPI Loss: <b>104</b>	RECORD	PCT. RANK	GAMES	SCHEDULE	OF SCHEDULE	RPI	RPI	RPI	RPI
DIV. I ONLY	<b>16- 9</b>	<b>99</b>	<b>8- 2</b>	<b>234</b>	<b>150</b>	<b>118</b>	<b>118</b>	<b>23</b>	<b>23</b>
DIV. I NON-CONF.	<b>4- 7</b>	<b>222</b>	<b>0- 0</b>	<b>76</b>	<b>26</b>	<b>151</b>	<b>151</b>	<b>24</b>	<b>24</b>
TOTALS	RPI 1-25	RPI 26-50	W-L RECORDS	RPI 51-100	RPI 101-150	RPI 150+			
16- 9	0- 0	0- 3	OVERALL	1- 1	1- 3	14- 2			
8- 1	0- 0	0- 0	HOME	0- 1	1- 0	7- 0			
7- 6	0- 0	0- 2	AWAY	1- 0	0- 2	6- 2			
1- 2	0- 0	0- 1	NEUTRAL	0- 0	0- 1	1- 0			
4- 7	0- 0	0- 3	NON-CONFERENCE	1- 1	1- 3	2- 0			
2- 1	0- 0	0- 0	HOME	0- 1	1- 0	1- 0			
1- 4	0- 0	0- 2	AWAY	1- 0	0- 2	0- 0			
1- 2	0- 0	0- 1	NEUTRAL	0- 0	0- 1	1- 0			
12- 2	0- 0	0- 0	CONFERENCE	0- 0	0- 0	12- 2			
6- 0	0- 0	0- 0	HOME	0- 0	0- 0	6- 0			
6- 2	0- 0	0- 0	AWAY	0- 0	0- 0	6- 2			
0- 0	0- 0	0- 0	NEUTRAL	0- 0	0- 0	0- 0			

RPI 1-25				RPI 26-50				RPI 51-100				RPI 101+ Team's RPI: 118			
RPI	S	Opponent	Score	RPI	S	Opponent	Score	RPI	S	Opponent	Score	RPI	S	Opponent	Score
				26	N	Southern California	56 76	96	A	Saint Joseph's	81 75	106	A	North Carolina	52 64
				35	A	George Washington	65 70	97	H	VCU	58 74	108	N	Yale	48 63
				42	A	Rutgers	33 58					112	A	Stony Brook	53 58
												147	H	ETSU	56 50
												185	A	Marist	61 62
												185	H	Marist	69 49
												201	H	North Texas	62 51
												213	A	Fairfield	56 46
												214	A	Canisius	79 76
												214	H	Canisius	79 56
												224	A	Manhattan	56 63
												224	H	Manhattan	67 56
												288	A	Monmouth	64 49
												288	H	Monmouth	68 56
												289	A	Niagara	73 52
												289	H	Niagara	73 46
												299	A	Rider	67 48
												299	H	Rider	59 46
												311	N	Fairleigh Dickinson	77 54
												330	A	Saint Peter's	65 51
LAST 12 Division I GAMES:															
				299	A	Rider	67 48					224	A	Manhattan	56 63
				288	H	Monmouth	68 56					185	A	Marist	61 62
				214	A	Canisius	79 76					214	H	Canisius	79 56
				289	A	Niagara	73 52					185	H	Marist	69 49
				288	A	Monmouth	64 49					330	A	Saint Peter's	65 51
				289	H	Niagara	73 46					224	H	Manhattan	67 56

Non-Div I Games:

Iona

■ Loss, 
 ■ Non-Conf, 
 ■ S Site, 
 ■ H Home 
 ■ A Away 
 N Neutral

Average RPI Win:	135	WON-LOST	WINNING	LAST 10	STRENGTH OF	OPP. STRENGTH	TEAM	ADJ.	CONF.	ADJ CONF.
Average RPI Loss:	54	RECORD	PCT. RANK	GAMES	SCHEDULE	OF SCHEDULE	RPI	RPI	RPI	RPI
DIV. I ONLY	15- 9	104	3- 7	36	43	50	50	4	4	
DIV. I NON-CONF.	10- 2	33	0- 0	53	161	23	23	3	3	
TOTALS	RPI 1-25	RPI 26-50	W-L RECORDS	RPI 51-100	RPI 101-150	RPI 150+				
15- 9	0- 3	1- 3	OVERALL	7- 2	3- 0	4- 1				
8- 3	0- 2	1- 0	HOME	3- 0	1- 0	3- 1				
5- 5	0- 1	0- 2	AWAY	3- 2	2- 0	0- 0				
2- 1	0- 0	0- 1	NEUTRAL	1- 0	0- 0	1- 0				
10- 2	0- 0	0- 1	NON-CONFERENCE	4- 1	2- 0	4- 0				
6- 0	0- 0	0- 0	HOME	2- 0	1- 0	3- 0				
2- 1	0- 0	0- 0	AWAY	1- 1	1- 0	0- 0				
2- 1	0- 0	0- 1	NEUTRAL	1- 0	0- 0	1- 0				
5- 7	0- 3	1- 2	CONFERENCE	3- 1	1- 0	0- 1				
2- 3	0- 2	1- 0	HOME	1- 0	0- 0	0- 1				
3- 4	0- 1	0- 2	AWAY	2- 1	1- 0	0- 0				
0- 0	0- 0	0- 0	NEUTRAL	0- 0	0- 0	0- 0				

RPI 1-25				RPI 26-50				Team's RPI: 50	RPI 51-100				RPI 101+			
RPI	S	Opponent	Score	RPI	S	Opponent	Score		RPI	S	Opponent	Score	RPI	S	Opponent	Score
11	H	Maryland	56 76	35	N	George Washington	77 81		73	A	Nebraska	74 68	127	H	North Dakota	83 61
13	A	Michigan St.	73 80	41	A	Indiana	74 79		76	A	Michigan	75 82	132	A	UNI	80 65
13	H	Michigan St.	69 74	42	H	Rutgers	69 65		76	H	Michigan	85 69	141	A	Wisconsin	57 54
				47	A	Purdue	73 90		85	A	Northwestern	79 64	155	H	Penn St.	69 82
									91	H	UT Martin	62 56	184	H	Robert Morris	69 50
									92	A	Iowa St.	66 69	227	H	Western Ill.	96 81
									94	A	Virginia	85 73	240	N	Houston	64 50
									98	H	Drake	89 76	314	H	Bradley	60 53
									99	N	Wright St.	83 77				
LAST 12 Division I GAMES:																
13	H	Michigan St.	69 74	13	A	Michigan St.	73 80									
41	A	Indiana	74 79	141	A	Wisconsin	57 54									
85	A	Northwestern	79 64	11	H	Maryland	56 76									
76	H	Michigan	85 69	76	A	Michigan	75 82									
47	A	Purdue	73 90	42	H	Rutgers	69 65									
155	H	Penn St.	69 82	73	A	Nebraska	74 68									

Non-Div I Games:

Iowa

Average RPI Win:	173	WON-LOST	WINNING	LAST 10	STRENGTH OF	OPP. STRENGTH	TEAM	ADJ.	CONF.	ADJ CONF.
Average RPI Loss:	56	RECORD	PCT. RANK	GAMES	SCHEDULE	OF SCHEDULE	RPI	RPI	RPI	RPI
DIV. I ONLY	12- 10	149	3- 7	52	39	92	92	3	3	
DIV. I NON-CONF.	8- 3	77	1- 0	207	146	111	111	4	4	
TOTALS	RPI 1-25	RPI 26-50	W-L RECORDS	RPI 51-100	RPI 101-150	RPI 150+				
12- 10	1- 4	2- 2	OVERALL	0- 2	1- 2	8- 0				
8- 4	1- 2	1- 1	HOME	0- 1	0- 0	6- 0				
3- 4	0- 2	1- 0	AWAY	0- 1	1- 1	1- 0				
1- 2	0- 0	0- 1	NEUTRAL	0- 0	0- 1	1- 0				
8- 3	0- 0	1- 1	NON-CONFERENCE	0- 1	1- 1	6- 0				
6- 0	0- 0	1- 0	HOME	0- 0	0- 0	5- 0				
1- 1	0- 0	0- 0	AWAY	0- 1	1- 0	0- 0				
1- 2	0- 0	0- 1	NEUTRAL	0- 0	0- 1	1- 0				
4- 7	1- 4	1- 1	CONFERENCE	0- 1	0- 1	2- 0				
2- 4	1- 2	0- 1	HOME	0- 1	0- 0	1- 0				
2- 3	0- 2	1- 0	AWAY	0- 0	0- 1	1- 0				
0- 0	0- 0	0- 0	NEUTRAL	0- 0	0- 0	0- 0				

RPI 1-25				RPI 26-50				RPI 51-100				Team's RPI: 92	RPI 101+			
RPI	S	Opponent	Score	RPI	S	Opponent	Score	RPI	S	Opponent	Score		RPI	S	Opponent	Score
4	H	Baylor	61 77	30	H	Oklahoma	71 77	93	H	TCU	62 72		130	A	Texas Tech	66 69
8	A	Texas	54 75	39	N	Duke	48 86	98	A	Drake	70 74		132	A	UNI	84 75
8	H	Texas	49 65	49	A	Kansas St.	84 79						136	N	Idaho	65 97
16	A	Oklahoma St.	76 79	50	H	Iowa	69 66						167	H	Hampton	95 59
16	H	Oklahoma St.	49 42										176	H	Southern U.	86 46
													187	N	Texas St.	83 61
													191	A	Kansas	63 53
													191	H	Kansas	65 49
													259	H	Northern Ariz.	79 63
													318	H	Alcorn	91 41
													336	H	Ark.-Pine Bluff	70 41
LAST 12 Division I GAMES:																
	8	H	Texas	49	65				130	A	Texas Tech	66	69			
	191	A	Kansas	63	53				191	H	Kansas	65	49			
	30	H	Oklahoma	71	77				8	A	Texas	54	75			
	93	H	TCU	62	72				16	H	Oklahoma St.	49	42			
	4	H	Baylor	61	77				49	A	Kansas St.	84	79			
	16	A	Oklahoma St.	76	79				259	H	Northern Ariz.	79	63			

Non-Div I Games:

Iowa St.

■ Loss, 
 ■ Non-Conf, S Site, 
 ■ Home 
 ■ Away 
 N Neutral

Average RPI Win:	315	WON-LOST	WINNING	LAST 10	STRENGTH OF	OPP. STRENGTH	TEAM	ADJ.	CONF.	ADJ CONF.
Average RPI Loss:	216	RECORD	PCT. RANK	GAMES	SCHEDULE	OF SCHEDULE	RPI	RPI	RPI	RPI
DIV. I ONLY	8- 11	214	4- 6	348	327	329	329	32	32	
DIV. I NON-CONF.	3- 5	218	1- 0	339	225	312	312	31	31	
TOTALS	RPI 1-25	RPI 26-50	W-L RECORDS	RPI 51-100	RPI 101-150	RPI 150+				
8- 11	0- 1	0- 0	OVERALL	0- 1	0- 0	8- 9				
5- 5	0- 0	0- 0	HOME	0- 0	0- 0	5- 5				
3- 6	0- 1	0- 0	AWAY	0- 1	0- 0	3- 4				
0- 0	0- 0	0- 0	NEUTRAL	0- 0	0- 0	0- 0				
3- 5	0- 1	0- 0	NON-CONFERENCE	0- 1	0- 0	3- 3				
2- 1	0- 0	0- 0	HOME	0- 0	0- 0	2- 1				
1- 4	0- 1	0- 0	AWAY	0- 1	0- 0	1- 2				
0- 0	0- 0	0- 0	NEUTRAL	0- 0	0- 0	0- 0				
5- 6	0- 0	0- 0	CONFERENCE	0- 0	0- 0	5- 6				
3- 4	0- 0	0- 0	HOME	0- 0	0- 0	3- 4				
2- 2	0- 0	0- 0	AWAY	0- 0	0- 0	2- 2				
0- 0	0- 0	0- 0	NEUTRAL	0- 0	0- 0	0- 0				

RPI 1-25				RPI 26-50				RPI 51-100				RPI 101+ Team's RPI: 329			
RPI	S	Opponent	Score	RPI	S	Opponent	Score	RPI	S	Opponent	Score	RPI	S	Opponent	Score
23	A	Kentucky	24 92					80	A	Tulane	49 92	173	A	Northwestern St.	54 59
												176	A	Southern U.	57 84
												176	H	Southern U.	57 66
												230	H	Grambling	58 79
												236	H	Texas Southern	36 62
												272	H	Prairie View	52 62
												275	H	Jacksonville St.	71 65
												282	H	Alabama St.	70 69
												303	A	Southeastern La.	79 72
												318	A	Alcorn	73 66
												318	H	Alcorn	79 65
												334	H	Lipscomb	53 52
												335	A	New Orleans	68 85
												336	A	Ark.-Pine Bluff	66 71
												339	H	Chicago St.	59 76
												345	H	Alabama A&M	59 58
												347	A	Mississippi Val.	72 46
LAST 12 Division I GAMES:															
176	H	Southern U.	57 66	236	H	Texas Southern	36 62								
318	H	Alcorn	79 65	176	A	Southern U.	57 84								
336	A	Ark.-Pine Bluff	66 71	318	A	Alcorn	73 66								
347	A	Mississippi Val.	72 46	345	H	Alabama A&M	59 58								
230	H	Grambling	58 79	282	H	Alabama St.	70 69								
272	H	Prairie View	52 62	334	H	Lipscomb	53 52								

Non-Div I Games: Fisk 78 58 Blue Mountain 74 52 Mobile 100 57

Jackson St.

Loss, Non-Conf, S Site, H Home A Away N Neutral



## Jacksonville

Through Games Of Feb. 8, 2016

Average RPI Win:	283	WON-LOST	WINNING	LAST 10	STRENGTH OF	OPP. STRENGTH	TEAM	ADJ.	CONF.	ADJ CONF.
Average RPI Loss:	121	RECORD	PCT. RANK	GAMES	SCHEDULE	OF SCHEDULE	RPI	RPI	RPI	RPI
DIV. I ONLY	12- 9	128	8- 2	277	250	168	168	28	28	
DIV. I NON-CONF.	6- 7	176	2- 2	258	213	202	202	27	27	
TOTALS	RPI 1-25	RPI 26-50	W-L RECORDS	RPI 51-100	RPI 101-150	RPI 150+				
12- 9	0- 1	0- 2	OVERALL	0- 1	0- 1	12- 4				
7- 0	0- 0	0- 0	HOME	0- 0	0- 0	7- 0				
4- 8	0- 0	0- 2	AWAY	0- 0	0- 0	4- 1				
1- 1	0- 0	0- 0	NEUTRAL	0- 0	0- 0	1- 1				
6- 7	0- 1	0- 2	NON-CONFERENCE	0- 0	0- 1	6- 3				
4- 0	0- 0	0- 0	HOME	0- 0	0- 0	4- 0				
1- 6	0- 1	0- 2	AWAY	0- 0	0- 1	1- 2				
1- 1	0- 0	0- 0	NEUTRAL	0- 0	0- 0	1- 1				
6- 2	0- 0	0- 0	CONFERENCE	0- 1	0- 0	6- 1				
3- 0	0- 0	0- 0	HOME	0- 0	0- 0	3- 0				
3- 2	0- 0	0- 0	AWAY	0- 1	0- 0	3- 1				
0- 0	0- 0	0- 0	NEUTRAL	0- 0	0- 0	0- 0				

RPI 1-25				RPI 26-50				RPI 51-100				RPI 101+ Team's RPI: 168			
RPI	S	Opponent	Score	RPI	S	Opponent	Score	RPI	S	Opponent	Score	RPI	S	Opponent	Score
14	A	Florida St.	60 77	27	A	Syracuse	49 65	72	A	FGCU	39 58	128	A	Wake Forest	51 57
				43	A	South Fla.	52 74					156	A	Texas-Arlington	54 56
												179	A	Stetson	61 66
												179	H	Stetson	69 49
												231	N	Bowling Green	69 72
												235	A	USC Upstate	49 43
												241	A	UNCW	49 51
												248	A	Bethune-Cookman	63 53
												269	N	Dartmouth	51 44
												285	H	Kennesaw St.	78 63
												292	H	Murray St.	79 54
												293	H	Savannah St.	65 52
												297	A	North Florida	73 39
												306	H	FIU	80 44
												313	H	South Carolina St.	79 47
												334	H	Lipscomb	81 51
												341	A	NJIT	65 36
LAST 12 Division I GAMES:															
179	A	Stetson	61 66	334	H	Lipscomb	81 51								
72	A	FGCU	39 58	297	A	North Florida	73 39								
179	H	Stetson	69 49	293	H	Savannah St.	65 52								
341	A	NJIT	65 36	313	H	South Carolina St.	79 47								
235	A	USC Upstate	49 43	14	A	Florida St.	60 77								
285	H	Kennesaw St.	78 63	27	A	Syracuse	49 65								

Non-Div I Games: Edward Waters 90 51 Thomas (GA) 88 50

Jacksonville

Loss, Non-Conf, S Site, H Home A Away N Neutral

Average RPI Win: <b>286</b>	WON-LOST	WINNING	LAST 10	STRENGTH OF	OPP. STRENGTH	TEAM	ADJ.	CONF.	ADJ CONF.
Average RPI Loss: <b>187</b>	RECORD	PCT. RANK	GAMES	SCHEDULE	OF SCHEDULE	RPI	RPI	RPI	RPI
DIV. I ONLY	9- 13	224	5- 5	314	299	275	275	24	24
DIV. I NON-CONF.	4- 7	222	0- 1	293	332	277	277	23	23
TOTALS	RPI 1-25	RPI 26-50	W-L RECORDS	RPI 51-100	RPI 101-150	RPI 150+			
9- 13	0- 0	0- 1	OVERALL	0- 1	0- 4	9- 7			
6- 4	0- 0	0- 0	HOME	0- 1	0- 2	6- 1			
3- 9	0- 0	0- 1	AWAY	0- 0	0- 2	3- 6			
0- 0	0- 0	0- 0	NEUTRAL	0- 0	0- 0	0- 0			
4- 7	0- 0	0- 1	NON-CONFERENCE	0- 0	0- 3	4- 3			
3- 1	0- 0	0- 0	HOME	0- 0	0- 1	3- 0			
1- 6	0- 0	0- 1	AWAY	0- 0	0- 2	1- 3			
0- 0	0- 0	0- 0	NEUTRAL	0- 0	0- 0	0- 0			
5- 6	0- 0	0- 0	CONFERENCE	0- 1	0- 1	5- 4			
3- 3	0- 0	0- 0	HOME	0- 1	0- 1	3- 1			
2- 3	0- 0	0- 0	AWAY	0- 0	0- 0	2- 3			
0- 0	0- 0	0- 0	NEUTRAL	0- 0	0- 0	0- 0			

RPI S	Opponent	Score	RPI S	Opponent	Score	RPI S	Opponent	Score	RPI S	Opponent	Score	Team's RPI: 275
47	A Purdue	48 67	91	H UT Martin	53 63	110	H Belmont	32 44	119	A Memphis	55 70	
						121	H Samford	39 50	126	A Mercer	39 46	
						151	H SIUE	57 62	199	A Southeast Mo. St.	47 61	
						208	A Eastern Ky.	56 54	242	H Tennessee St.	69 55	
						266	A Austin Peay	59 61	270	A Ga. Southern	56 60	
						284	H Tennessee Tech	55 46	285	H Kennesaw St.	61 52	
						292	A Murray St.	74 71	293	H Savannah St.	50 35	
						296	A Morehead St.	63 67	302	A Wofford	54 66	
						310	A Nicholls St.	63 49	318	H Alcorn	67 65	
						329	A Jackson St.	65 71	338	H Eastern Ill.	60 52	
LAST 12 Division I GAMES:												
284	H Tennessee Tech	55 46	199	A Southeast Mo. St.	47 61							
242	H Tennessee St.	69 55	292	A Murray St.	74 71							
208	A Eastern Ky.	56 54	266	A Austin Peay	59 61							
296	A Morehead St.	63 67	338	H Eastern Ill.	60 52							
110	H Belmont	32 44	151	H SIUE	57 62							
91	H UT Martin	53 63	126	A Mercer	39 46							

Non-Div I Games: Tuskegee 74 47

Jacksonville St.

■ Loss, 
■ Non-Conf, S Site, 
■ Home 
■ Away 
N Neutral

Average RPI Win:	184	WON-LOST	WINNING	LAST 10	STRENGTH OF	OPP. STRENGTH	TEAM	ADJ.	CONF.	ADJ CONF.
Average RPI Loss:	56	RECORD	PCT. RANK	GAMES	SCHEDULE	OF SCHEDULE	RPI	RPI	RPI	RPI
DIV. I ONLY	16- 5	43	9- 1	117	92	53	53	13	13	
DIV. I NON-CONF.	7- 4	110	1- 1	92	42	80	80	12	12	
TOTALS	RPI 1-25	RPI 26-50	W-L RECORDS	RPI 51-100	RPI 101-150	RPI 150+				
16- 5	0- 2	0- 2	OVERALL	3- 0	1- 0	12- 1				
10- 0	0- 0	0- 0	HOME	1- 0	1- 0	8- 0				
6- 3	0- 1	0- 1	AWAY	2- 0	0- 0	4- 1				
0- 2	0- 1	0- 1	NEUTRAL	0- 0	0- 0	0- 0				
7- 4	0- 2	0- 2	NON-CONFERENCE	0- 0	1- 0	6- 0				
5- 0	0- 0	0- 0	HOME	0- 0	1- 0	4- 0				
2- 2	0- 1	0- 1	AWAY	0- 0	0- 0	2- 0				
0- 2	0- 1	0- 1	NEUTRAL	0- 0	0- 0	0- 0				
9- 1	0- 0	0- 0	CONFERENCE	3- 0	0- 0	6- 1				
5- 0	0- 0	0- 0	HOME	1- 0	0- 0	4- 0				
4- 1	0- 0	0- 0	AWAY	2- 0	0- 0	2- 1				
0- 0	0- 0	0- 0	NEUTRAL	0- 0	0- 0	0- 0				

RPI 1-25				RPI 26-50				RPI 51-100				Team's RPI: 53	RPI 101+			
RPI	S	Opponent	Score	RPI	S	Opponent	Score	RPI	S	Opponent	Score		RPI	S	Opponent	Score
4	N	Baylor	63 77	34	A	St. Bonaventure	45 56	71	A	Elon	81 76		101	H	Liberty	72 56
9	A	UCLA	61 90	36	N	West Virginia	62 69	77	A	Hofstra	71 54		165	H	Davidson	87 45
								83	H	Drexel	67 56		167	A	Hampton	68 56
													174	H	Col. of Charleston	83 61
													194	H	Delaware	75 55
													195	A	Northeastern	61 52
													195	H	Northeastern	85 62
													198	A	William & Mary	59 65
													204	A	Richmond	73 47
													215	H	Morgan St.	92 31
													241	H	UNCW	60 40
													254	H	American	74 45
													290	A	Towson	64 57
													317	H	Longwood	88 30
LAST 12 Division I GAMES:																
195	A	Northeastern	61 52	83	H	Drexel	67 56									
77	A	Hofstra	71 54	71	A	Elon	81 76									
241	H	UNCW	60 40	174	H	Col. of Charleston	83 61									
194	H	Delaware	75 55	198	A	William & Mary	59 65									
290	A	Towson	64 57	165	H	Davidson	87 45									
195	H	Northeastern	85 62	4	N	Baylor	63 77									

Non-Div I Games:

James Madison

■ Loss, 
■ Non-Conf, 
■ S Site, 
■ H Home 
■ A Away 
N Neutral

Kansas

Through Games Of Feb. 8, 2016

Average RPI Win:	198	WON-LOST	WINNING	LAST 10	STRENGTH OF	OPP. STRENGTH	TEAM	ADJ.	CONF.	ADJ CONF.
Average RPI Loss:	74	RECORD	PCT. RANK	GAMES	SCHEDULE	OF SCHEDULE	RPI	RPI	RPI	RPI
DIV. I ONLY	5- 18	305	0- 10	14	54	191	191	3	3	
DIV. I NON-CONF.	5- 6	180	0- 0	183	199	230	230	4	4	
TOTALS	RPI 1-25	RPI 26-50	W-L RECORDS	RPI 51-100	RPI 101-150	RPI 150+				
5- 18	0- 5	0- 5	OVERALL	0- 3	2- 2	3- 3				
4- 10	0- 3	0- 3	HOME	0- 2	2- 0	2- 2				
0- 8	0- 2	0- 2	AWAY	0- 1	0- 2	0- 1				
1- 0	0- 0	0- 0	NEUTRAL	0- 0	0- 0	1- 0				
5- 6	0- 0	0- 1	NON-CONFERENCE	0- 1	2- 1	3- 3				
4- 4	0- 0	0- 1	HOME	0- 1	2- 0	2- 2				
0- 2	0- 0	0- 0	AWAY	0- 0	0- 1	0- 1				
1- 0	0- 0	0- 0	NEUTRAL	0- 0	0- 0	1- 0				
0- 12	0- 5	0- 4	CONFERENCE	0- 2	0- 1	0- 0				
0- 6	0- 3	0- 2	HOME	0- 1	0- 0	0- 0				
0- 6	0- 2	0- 2	AWAY	0- 1	0- 1	0- 0				
0- 0	0- 0	0- 0	NEUTRAL	0- 0	0- 0	0- 0				

RPI 1-25				RPI 26-50				RPI 51-100				RPI 101+ Team's RPI: 191			
RPI	S	Opponent	Score	RPI	S	Opponent	Score	RPI	S	Opponent	Score	RPI	S	Opponent	Score
4	A	Baylor	49 81	30	A	Oklahoma	44 67	67	H	Washington St.	53 66	104	A	Arizona	52 67
4	H	Baylor	40 58	33	H	St. John's (NY)	71 86	92	A	Iowa St.	49 65	115	H	Creighton	67 54
8	A	Texas	46 70	36	A	West Virginia	35 72	92	H	Iowa St.	53 63	119	H	Memphis	72 63
8	H	Texas	38 75	36	H	West Virginia	45 65					130	A	Texas Tech	44 54
16	H	Oklahoma St.	46 74	49	H	Kansas St.	46 59					158	A	SMU	64 73

Non-Div I Games:

Kansas

Loss, Non-Conf, S Site, H Home A Away N Neutral

Average RPI Win:	161	WON-LOST	WINNING	LAST 10	STRENGTH OF	OPP. STRENGTH	TEAM	ADJ.	CONF.	ADJ CONF.
Average RPI Loss:	38	RECORD	PCT. RANK	GAMES	SCHEDULE	OF SCHEDULE	RPI	RPI	RPI	RPI
DIV. I ONLY	14- 8	101	4- 6	23	67	49	49	3	3	
DIV. I NON-CONF.	10- 1	19	1- 0	79	240	16	16	4	4	
TOTALS	RPI 1-25	RPI 26-50	W-L RECORDS	RPI 51-100	RPI 101-150	RPI 150+				
14- 8	1- 3	0- 3	OVERALL	3- 2	1- 0	9- 0				
10- 3	1- 1	0- 1	HOME	3- 1	0- 0	6- 0				
4- 5	0- 2	0- 2	AWAY	0- 1	1- 0	3- 0				
0- 0	0- 0	0- 0	NEUTRAL	0- 0	0- 0	0- 0				
10- 1	0- 1	0- 0	NON-CONFERENCE	2- 0	0- 0	8- 0				
8- 0	0- 0	0- 0	HOME	2- 0	0- 0	6- 0				
2- 1	0- 1	0- 0	AWAY	0- 0	0- 0	2- 0				
0- 0	0- 0	0- 0	NEUTRAL	0- 0	0- 0	0- 0				
4- 7	1- 2	0- 3	CONFERENCE	1- 2	1- 0	1- 0				
2- 3	1- 1	0- 1	HOME	1- 1	0- 0	0- 0				
2- 4	0- 1	0- 2	AWAY	0- 1	1- 0	1- 0				
0- 0	0- 0	0- 0	NEUTRAL	0- 0	0- 0	0- 0				

RPI 1-25				RPI 26-50				Team's RPI: 49	RPI 51-100				RPI 101+			
RPI	S	Opponent	Score	RPI	S	Opponent	Score		RPI	S	Opponent	Score	RPI	S	Opponent	Score
2	A	UConn	57 97	30	A	Oklahoma	58 68		63	H	Abilene Christian	76 45	130	A	Texas Tech	65 53
4	A	Baylor	52 87	36	A	West Virginia	44 64		81	H	South Dakota	84 81	156	H	Texas-Arlington	61 41
8	H	Texas	51 66	36	H	West Virginia	53 72		92	H	Iowa St.	79 84	162	H	Fla. Atlantic	102 53
16	H	Oklahoma St.	47 44						93	A	TCU	73 87	176	H	Southern U.	59 47
									93	H	TCU	58 49	178	A	Tulsa	75 67
													182	H	UTRGV	61 43
													191	A	Kansas	59 46
													227	H	Western Ill.	84 45
													257	H	Sam Houston St.	78 50
													339	A	Chicago St.	63 54
LAST 12 Division I GAMES:																
36	A	West Virginia	44 64	16	H	Oklahoma St.	47 44		30	A	Oklahoma	58 68				
4	A	Baylor	52 87	36	H	West Virginia	53 72		93	A	TCU	73 87				
8	H	Texas	51 66	92	H	Iowa St.	79 84		227	H	Western Ill.	84 45				
130	A	Texas Tech	65 53													
191	A	Kansas	59 46													
93	H	TCU	58 49													

Non-Div I Games:

Kansas St.

Average RPI Win:	304	WON-LOST	WINNING	LAST 10	STRENGTH OF	OPP. STRENGTH	TEAM	ADJ.	CONF.	ADJ CONF.
Average RPI Loss:	187	RECORD	PCT. RANK	GAMES	SCHEDULE	OF SCHEDULE	RPI	RPI	RPI	RPI
DIV. I ONLY	8- 14	244	4- 5	292	310	285	285	28	28	
DIV. I NON-CONF.	4- 10	253	0- 3	243	327	299	299	27	27	
TOTALS	RPI 1-25	RPI 26-50	W-L RECORDS	RPI 51-100	RPI 101-150	RPI 150+				
8- 14	0- 1	0- 1	OVERALL	0- 1	0- 2	8- 9				
6- 4	0- 0	0- 0	HOME	0- 1	0- 1	6- 2				
2- 10	0- 1	0- 1	AWAY	0- 0	0- 1	2- 7				
0- 0	0- 0	0- 0	NEUTRAL	0- 0	0- 0	0- 0				
4- 10	0- 1	0- 1	NON-CONFERENCE	0- 0	0- 2	4- 6				
4- 2	0- 0	0- 0	HOME	0- 0	0- 1	4- 1				
0- 8	0- 1	0- 1	AWAY	0- 0	0- 1	0- 5				
0- 0	0- 0	0- 0	NEUTRAL	0- 0	0- 0	0- 0				
4- 4	0- 0	0- 0	CONFERENCE	0- 1	0- 0	4- 3				
2- 2	0- 0	0- 0	HOME	0- 1	0- 0	2- 1				
2- 2	0- 0	0- 0	AWAY	0- 0	0- 0	2- 2				
0- 0	0- 0	0- 0	NEUTRAL	0- 0	0- 0	0- 0				

RPI 1-25				RPI 26-50				RPI 51-100				RPI 101+ Team's RPI: 285			
RPI	S	Opponent	Score	RPI	S	Opponent	Score	RPI	S	Opponent	Score	RPI	S	Opponent	Score
21	A	Florida	57 84	28	A	Georgia	34 89	72	H	FGCU	47 78	126	H	Mercer	61 72
												135	A	Xavier	59 62
												168	A	Jacksonville	63 78
												179	H	Stetson	54 57
												222	H	Presbyterian	49 47
												223	A	Gardner-Webb	56 70
												235	A	USC Upstate	57 66
												263	H	Georgia St.	62 66
												266	H	Austin Peay	73 65
												275	A	Jacksonville St.	52 61
												295	A	Florida A&M	67 69
												296	A	Morehead St.	77 83
												297	A	North Florida	70 55
												298	H	Western Caro.	65 53
												302	A	Wofford	59 70
												334	H	Lipscomb	55 54
												335	H	New Orleans	60 53
												341	A	NJIT	82 77
												341	H	NJIT	64 48
LAST 12 Division I GAMES:															
341	A	NJIT	82 77	297	A	North Florida	70 55								
235	A	USC Upstate	57 66	334	H	Lipscomb	55 54								
341	H	NJIT	64 48	302	A	Wofford	59 70								
72	H	FGCU	47 78	135	A	Xavier	59 62								
179	H	Stetson	54 57	296	A	Morehead St.	77 83								
168	A	Jacksonville	63 78	223	A	Gardner-Webb	56 70								

Non-Div I Games: Thomas (GA) 70 41

Kennesaw St.

Loss, Non-Conf, S Site, H Home A Away N Neutral

RPI 1-25				RPI 26-50				RPI 51-100				RPI 101+				Team's RPI: 332	
RPI	S	Opponent	Score	RPI	S	Opponent	Score	RPI	S	Opponent	Score	RPI	S	Opponent	Score		
				31	H	Ohio	54 93					109	A	Toledo	67 73		
								82	A	Central Mich.	61 81	109	H	Toledo	64 67		
								86	H	Minnesota	73 85						
								99	H	Wright St.	68 73	111	A	Eastern Mich.	51 72		
												123	A	Western Mich.	52 73		
												123	H	Western Mich.	53 65		
												124	A	Youngstown St.	61 91		
												133	H	Buffalo	66 77		
												146	H	Brown	57 62		
												231	A	Bowling Green	49 71		
												251	A	Miami (OH)	52 55		
												256	H	Northern Ill.	95 85		
												301	H	Cleveland St.	49 60		
												308	H	Colgate	76 71		
												314	A	Bradley	60 68		
												321	H	North Dakota St.	75 54		
												333	A	IPFW	68 86		
LAST 12 Division I GAMES:																	
				109	H	Toledo	64 67	111	A	Eastern Mich.	51 72						
				251	A	Miami (OH)	52 55	123	A	Western Mich.	52 73						
				123	H	Western Mich.	53 65	133	H	Buffalo	66 77						
				256	H	Northern Ill.	95 85	109	A	Toledo	67 73						
				231	A	Bowling Green	49 71	82	A	Central Mich.	61 81						
				31	H	Ohio	54 93	146	H	Brown	57 62						

Non-Div I Games:	Malone	73	59
------------------	--------	----	----

Page 135

## Kentucky

Through Games Of Feb. 8, 2016

Average RPI Win:	129	WON-LOST	WINNING	LAST 10	STRENGTH OF	OPP. STRENGTH	TEAM	ADJ.	CONF.	ADJ CONF.
Average RPI Loss:	46	RECORD	PCT. RANK	GAMES	SCHEDULE	OF SCHEDULE	RPI	RPI	RPI	RPI
DIV. I ONLY	16- 6	59	5- 5	21	24	23	23	2	2	
DIV. I NON-CONF.	11- 0	1	1- 0	106	86	8	8	2	2	
TOTALS	RPI 1-25	RPI 26-50	W-L RECORDS	RPI 51-100	RPI 101-150	RPI 150+				
16- 6	3- 3	2- 0	OVERALL	2- 2	4- 1	5- 0				
12- 2	2- 1	1- 0	HOME	1- 1	3- 0	5- 0				
4- 4	1- 2	1- 0	AWAY	1- 1	1- 1	0- 0				
0- 0	0- 0	0- 0	NEUTRAL	0- 0	0- 0	0- 0				
11- 0	2- 0	1- 0	NON-CONFERENCE	1- 0	2- 0	5- 0				
8- 0	1- 0	1- 0	HOME	0- 0	1- 0	5- 0				
3- 0	1- 0	0- 0	AWAY	1- 0	1- 0	0- 0				
0- 0	0- 0	0- 0	NEUTRAL	0- 0	0- 0	0- 0				
5- 6	1- 3	1- 0	CONFERENCE	1- 2	2- 1	0- 0				
4- 2	1- 1	0- 0	HOME	1- 1	2- 0	0- 0				
1- 4	0- 2	1- 0	AWAY	0- 1	0- 1	0- 0				
0- 0	0- 0	0- 0	NEUTRAL	0- 0	0- 0	0- 0				

RPI	S	Opponent	Score	RPI	S	Opponent	Score	RPI	S	Opponent	Score	RPI	S	Opponent	Score
3	A	South Carolina	68 78	28	A	Georgia	64 53	55	A	Auburn	61 66	111	H	Eastern Mich.	89 67
3	H	South Carolina	62 73	39	H	Duke	71 61	55	H	Auburn	54 47	116	H	LSU	70 58
10	A	Arizona St.	68 64					58	H	Vanderbilt	69 71	137	A	Ole Miss	65 73
15	H	Tennessee	64 63					79	A	Middle Tenn.	68 52	144	A	Northern Ky.	84 65
18	H	Louisville	72 54									149	H	Alabama	73 48
21	A	Florida	79 85									181	H	Colorado	86 61
												242	H	Tennessee St.	81 39
												244	H	Rice	72 39
												296	H	Morehead St.	112 57
												329	H	Jackson St.	92 24
LAST 12 Division I GAMES:															
116	H	LSU	70 58	55	H	Auburn	54 47								
3	A	South Carolina	68 78	3	H	South Carolina	62 73								
21	A	Florida	79 85	28	A	Georgia	64 53								
58	H	Vanderbilt	69 71	149	H	Alabama	73 48								
15	H	Tennessee	64 63	55	A	Auburn	61 66								
137	A	Ole Miss	65 73	242	H	Tennessee St.	81 39								

Non-Div I Games:

Kentucky

■ Loss, 
■ Non-Conf, S Site, 
■ Home 
■ Away 
N Neutral



Average RPI Win: 313		WON-LOST	WINNING	LAST 10	STRENGTH OF	OPP. STRENGTH	TEAM	ADJ.	CONF.	ADJ CONF.
Average RPI Loss: 234		RECORD	PCT. RANK	GAMES	SCHEDULE	OF SCHEDULE	RPI	RPI	RPI	RPI
DIV. I ONLY		7- 16	273	3- 7	327	349	325	325	31	31
DIV. I NON-CONF.		2- 9	296	0- 0	295	325	328	328	32	32
TOTALS		RPI 1-25	RPI 26-50	W-L RECORDS	RPI 51-100	RPI 101-150	RPI 150+			
7- 16	0- 1		0- 0	OVERALL	0- 0	0- 2	7- 13			
2- 9	0- 1		0- 0	HOME	0- 0	0- 0	2- 8			
5- 5	0- 0		0- 0	AWAY	0- 0	0- 2	5- 3			
0- 2	0- 0		0- 0	NEUTRAL	0- 0	0- 0	0- 2			
2- 9	0- 1		0- 0	NON-CONFERENCE	0- 0	0- 2	2- 6			
0- 5	0- 1		0- 0	HOME	0- 0	0- 0	0- 4			
2- 2	0- 0		0- 0	AWAY	0- 0	0- 2	2- 0			
0- 2	0- 0		0- 0	NEUTRAL	0- 0	0- 0	0- 2			
5- 7	0- 0		0- 0	CONFERENCE	0- 0	0- 0	5- 7			
2- 4	0- 0		0- 0	HOME	0- 0	0- 0	2- 4			
3- 3	0- 0		0- 0	AWAY	0- 0	0- 0	3- 3			
0- 0	0- 0		0- 0	NEUTRAL	0- 0	0- 0	0- 0			

RPI 1-25				RPI 26-50				RPI 51-100				RPI 101+ Team's RPI: 325			
RPI	S	Opponent	Score	RPI	S	Opponent	Score	RPI	S	Opponent	Score	RPI	S	Opponent	Score
14	H	Florida St.	42 78									112	A	Stony Brook	54 71
												133	A	Buffalo	38 55
												184	H	Robert Morris	49 52
												211	A	Bryant	55 63
												229	H	Columbia	74 84
												248	N	Bethune-Cookman	55 68
												251	N	Miami (OH)	49 68
												257	H	Sam Houston St.	56 63
												260	A	Sacred Heart	47 71
												260	H	Sacred Heart	53 62
												262	A	Navy	68 66
												276	A	Central Conn. St.	59 45
												277	H	Saint Francis (PA)	75 84
												308	H	Colgate	53 63
												311	A	Fairleigh Dickinson	58 75
												311	H	Fairleigh Dickinson	65 62
												327	A	Howard	89 72
												337	A	Mt. St. Mary's	61 51
												337	H	Mt. St. Mary's	53 50
												341	H	NJIT	44 53
												342	A	Wagner	73 63
												344	H	St. Francis Brooklyn	51 71
LAST 12 Division I GAMES:															
260	A	Sacred Heart	47 71	342	A	Wagner	73 63								
337	H	Mt. St. Mary's	53 50	211	A	Bryant	55 63								
260	H	Sacred Heart	53 62	184	H	Robert Morris	49 52								
311	H	Fairleigh Dickinson	65 62	277	H	Saint Francis (PA)	75 84								
311	A	Fairleigh Dickinson	58 75	276	A	Central Conn. St.	59 45								
344	H	St. Francis Brooklyn	51 71	337	A	Mt. St. Mary's	61 51								

Non-Div I Games:

LIU Brooklyn

Loss, Non-Conf, S Site, H Home A Away N Neutral

Average RPI Win:	181	WON-LOST	WINNING	LAST 10	STRENGTH OF	OPP. STRENGTH	TEAM	ADJ.	CONF.	ADJ CONF.
Average RPI Loss:	64	RECORD	PCT. RANK	GAMES	SCHEDULE	OF SCHEDULE	RPI	RPI	RPI	RPI
DIV. I ONLY	8- 16	258	2- 8	7	76	116	116	2	2	
DIV. I NON-CONF.	6- 7	176	0- 1	24	205	114	114	2	2	
TOTALS	RPI 1-25	RPI 26-50	W-L RECORDS	RPI 51-100	RPI 101-150	RPI 150+				
8- 16	0- 5	1- 3	OVERALL	0- 4	2- 4	5- 0				
5- 5	0- 2	0- 0	HOME	0- 1	2- 2	3- 0				
2- 9	0- 3	1- 2	AWAY	0- 2	0- 2	1- 0				
1- 2	0- 0	0- 1	NEUTRAL	0- 1	0- 0	1- 0				
6- 7	0- 1	0- 2	NON-CONFERENCE	0- 2	1- 2	5- 0				
4- 1	0- 0	0- 0	HOME	0- 0	1- 1	3- 0				
1- 4	0- 1	0- 1	AWAY	0- 1	0- 1	1- 0				
1- 2	0- 0	0- 1	NEUTRAL	0- 1	0- 0	1- 0				
2- 9	0- 4	1- 1	CONFERENCE	0- 2	1- 2	0- 0				
1- 4	0- 2	0- 0	HOME	0- 1	1- 1	0- 0				
1- 5	0- 2	1- 1	AWAY	0- 1	0- 1	0- 0				
0- 0	0- 0	0- 0	NEUTRAL	0- 0	0- 0	0- 0				

RPI	S	Opponent	Score	RPI	S	Opponent	Score	RPI	S	Opponent	Score	RPI	S	Opponent	Score	Team's RPI: 116
2	A	UConn	40 86	28	A	Georgia	53 46	55	H	Auburn	53 63	121	H	Samford	44 47	
17	H	Texas A&M	35 53	32	A	Missouri	46 52	58	A	Vanderbilt	42 58	128	A	Wake Forest	57 60	
21	A	Florida	45 53	42	A	Rutgers	57 69	80	A	Tulane	63 67	131	H	Arkansas	44 48	
22	H	Mississippi St.	52 71	47	N	Purdue	52 69	88	N	Maine	41 52	137	H	Ole Miss	76 57	
23	A	Kentucky	58 70									148	H	Long Beach St.	59 53	
												149	A	Alabama	45 62	
												171	A	Little Rock	57 51	
												185	N	Marist	72 49	
												236	H	Texas Southern	86 36	
												267	H	UC Santa Barbara	68 50	
												279	H	La.-Monroe	61 54	
LAST 12 Division I GAMES:																
23	A	Kentucky	58 70	21	A	Florida	45 53									
22	H	Mississippi St.	52 71	58	A	Vanderbilt	42 58									
55	H	Auburn	53 63	17	H	Texas A&M	35 53									
32	A	Missouri	46 52	137	H	Ole Miss	76 57									
28	A	Georgia	53 46	149	A	Alabama	45 62									
131	H	Arkansas	44 48	121	H	Samford	44 47									

Non-Div I Games:

LSU

■ Loss, 
■ Non-Conf, 
■ S Site, 
■ H Home 
■ A Away 
N Neutral

Average RPI Win:	320	WON-LOST	WINNING	LAST 10	STRENGTH OF	OPP. STRENGTH	TEAM	ADJ.	CONF.	ADJ CONF.
Average RPI Loss:	129	RECORD	PCT. RANK	GAMES	SCHEDULE	OF SCHEDULE	RPI	RPI	RPI	RPI
DIV. I ONLY	3- 20	337	0- 10	128	161	278	278	7	7	
DIV. I NON-CONF.	3- 10	277	1- 1	155	275	253	253	8	8	
TOTALS	RPI 1-25	RPI 26-50	W-L RECORDS	RPI 51-100	RPI 101-150	RPI 150+				
3- 20	0- 0	0- 4	OVERALL	0- 5	0- 1	3- 10				
0- 10	0- 0	0- 2	HOME	0- 3	0- 0	0- 5				
2- 9	0- 0	0- 2	AWAY	0- 2	0- 1	2- 4				
1- 1	0- 0	0- 0	NEUTRAL	0- 0	0- 0	1- 1				
3- 10	0- 0	0- 2	NON-CONFERENCE	0- 2	0- 1	3- 5				
0- 5	0- 0	0- 1	HOME	0- 2	0- 0	0- 2				
2- 4	0- 0	0- 1	AWAY	0- 0	0- 1	2- 2				
1- 1	0- 0	0- 0	NEUTRAL	0- 0	0- 0	1- 1				
0- 10	0- 0	0- 2	CONFERENCE	0- 3	0- 0	0- 5				
0- 5	0- 0	0- 1	HOME	0- 1	0- 0	0- 3				
0- 5	0- 0	0- 1	AWAY	0- 2	0- 0	0- 2				
0- 0	0- 0	0- 0	NEUTRAL	0- 0	0- 0	0- 0				

RPI S	Opponent	Score	RPI S	Opponent	Score	RPI S	Opponent	Score	RPI S	Opponent	Score	Team's RPI: 278
			35 A	George Washington	59 83	60 H	Temple	48 77	128 A	Wake Forest	53 61	
			38 A	Miami (FL)	58 86	64 H	Villanova	56 67	165 H	Davidson	58 66	
			44 H	Penn	68 78	78 A	Saint Louis	70 79	175 N	Milwaukee	53 69	
			45 H	Dayton	51 67	96 A	Saint Joseph's	55 64	177 A	George Mason	70 79	
						97 H	VCU	76 84	184 H	Robert Morris	45 76	
									186 A	UMBC	29 60	
									196 A	Rhode Island	52 62	
									196 H	Rhode Island	61 72	
									201 H	North Texas	63 69	
									204 H	Richmond	43 60	
									213 A	Fairfield	59 62	
									288 A	Monmouth	65 50	
									327 A	Howard	71 68	
									346 N	Norfolk St.	67 59	
LAST 12 Division I GAMES:												
			97 H	VCU	76 84	196 H	Rhode Island	61 72				
			196 A	Rhode Island	52 62	35 A	George Washington	59 83				
			96 A	Saint Joseph's	55 64	177 A	George Mason	70 79				
			45 H	Dayton	51 67	165 H	Davidson	58 66				
			78 A	Saint Louis	70 79	204 H	Richmond	43 60				
			44 H	Penn	68 78	288 A	Monmouth	65 50				

Non-Div I Games:

La Salle

■ Loss, 
■ Non-Conf, 
■ S Site, 
■ H Home 
■ A Away 
N Neutral

## La.-Lafayette

Through Games Of Feb. 8, 2016

Average RPI Win:	227	WON-LOST	WINNING	LAST 10	STRENGTH OF	OPP. STRENGTH	TEAM	ADJ.	CONF.	ADJ CONF.
Average RPI Loss:	177	RECORD	PCT. RANK	GAMES	SCHEDULE	OF SCHEDULE	RPI	RPI	RPI	RPI
DIV. I ONLY	14- 5	57	7- 3	313	186	125	125	16	16	
DIV. I NON-CONF.	5- 2	86	1- 0	330	155	150	150	14	14	
TOTALS	RPI 1-25	RPI 26-50	W-L RECORDS	RPI 51-100	RPI 101-150	RPI 150+				
14- 5	0- 0	0- 0	OVERALL	0- 1	2- 0	12- 4				
7- 1	0- 0	0- 0	HOME	0- 0	0- 0	7- 1				
5- 4	0- 0	0- 0	AWAY	0- 1	1- 0	4- 3				
2- 0	0- 0	0- 0	NEUTRAL	0- 0	1- 0	1- 0				
5- 2	0- 0	0- 0	NON-CONFERENCE	0- 0	2- 0	3- 2				
2- 0	0- 0	0- 0	HOME	0- 0	0- 0	2- 0				
1- 2	0- 0	0- 0	AWAY	0- 0	1- 0	0- 2				
2- 0	0- 0	0- 0	NEUTRAL	0- 0	1- 0	1- 0				
9- 3	0- 0	0- 0	CONFERENCE	0- 1	0- 0	9- 2				
5- 1	0- 0	0- 0	HOME	0- 0	0- 0	5- 1				
4- 2	0- 0	0- 0	AWAY	0- 1	0- 0	4- 1				
0- 0	0- 0	0- 0	NEUTRAL	0- 0	0- 0	0- 0				

RPI 1-25			RPI 26-50			RPI 51-100			RPI 101+			Team's RPI: 125
RPI	S	Opponent	Score	RPI	S	Opponent	Score	RPI	S	Opponent	Score	
						52	A Arkansas St.	56	83	131	N Arkansas	67 59
										137	A Ole Miss	82 78
										156	H Texas-Arlington	63 52
										166	A Louisiana Tech	62 79
										171	A Little Rock	65 58
										187	H Texas St.	42 46
										192	H Troy	56 53
										210	H South Ala.	69 50
										238	A Appalachian St.	59 76
										238	H Appalachian St.	60 51
										240	A Houston	51 52
										260	N Sacred Heart	60 58
										263	A Georgia St.	77 57
										267	H UC Santa Barbara	61 42
										270	A Ga. Southern	56 39
										279	A La.-Monroe	71 52
										279	H La.-Monroe	52 40
										318	H Alcorn	73 61
LAST 12 Division I GAMES:												
						238	A Appalachian St.	59	76	263	A Georgia St.	77 57
						279	H La.-Monroe	52	40	270	A Ga. Southern	56 39
						156	H Texas-Arlington	63	52	52	A Arkansas St.	56 83
						187	H Texas St.	42	46	171	A Little Rock	65 58
						192	H Troy	56	53	238	H Appalachian St.	60 51
						210	H South Ala.	69	50	318	H Alcorn	73 61

Non-Div I Games: Southern-N.O. 81 28 Dillard 84 36

La.-Lafayette

Loss, Non-Conf, S Site, H Home A Away N Neutral

Average RPI Win:	252	WON-LOST	WINNING	LAST 10	STRENGTH OF	OPP. STRENGTH	TEAM	ADJ.	CONF.	ADJ CONF.
Average RPI Loss:	163	RECORD	PCT. RANK	GAMES	SCHEDULE	OF SCHEDULE	RPI	RPI	RPI	RPI
DIV. I ONLY	5- 12	278	3- 7	257	199	279	279	16	16	
DIV. I NON-CONF.	2- 3	201	0- 0	324	138	244	244	14	14	
TOTALS	RPI 1-25	RPI 26-50	W-L RECORDS	RPI 51-100	RPI 101-150	RPI 150+				
5- 12	0- 0	0- 0	OVERALL	0- 2	0- 3	5- 7				
3- 4	0- 0	0- 0	HOME	0- 0	0- 1	3- 3				
2- 8	0- 0	0- 0	AWAY	0- 2	0- 2	2- 4				
0- 0	0- 0	0- 0	NEUTRAL	0- 0	0- 0	0- 0				
2- 3	0- 0	0- 0	NON-CONFERENCE	0- 1	0- 1	2- 1				
1- 0	0- 0	0- 0	HOME	0- 0	0- 0	1- 0				
1- 3	0- 0	0- 0	AWAY	0- 1	0- 1	1- 1				
0- 0	0- 0	0- 0	NEUTRAL	0- 0	0- 0	0- 0				
3- 9	0- 0	0- 0	CONFERENCE	0- 1	0- 2	3- 6				
2- 4	0- 0	0- 0	HOME	0- 0	0- 1	2- 3				
1- 5	0- 0	0- 0	AWAY	0- 1	0- 1	1- 3				
0- 0	0- 0	0- 0	NEUTRAL	0- 0	0- 0	0- 0				

RPI 1-25			RPI 26-50			RPI 51-100			RPI 101+			Team's RPI: 279
RPI	S	Opponent	Score	RPI	S	Opponent	Score	RPI	S	Opponent	Score	
						52 A	Arkansas St.	43 66	116 A	LSU	54 61	
						93 A	TCU	42 80	125 A	La.-Lafayette	40 52	
									125 H	La.-Lafayette	52 71	
									156 H	Texas-Arlington	50 60	
									171 A	Little Rock	44 56	
									172 A	McNeese St.	62 72	
									187 H	Texas St.	63 59	
									192 H	Troy	77 73	
									210 H	South Ala.	57 63	
									238 A	Appalachian St.	52 64	
									238 H	Appalachian St.	54 57	
									263 A	Georgia St.	52 65	
									270 A	Ga. Southern	50 49	
									303 A	Southeastern La.	88 84	
									310 H	Nicholls St.	69 57	
LAST 12 Division I GAMES:												
238 A		Appalachian St.	52 64	270 A		Ga. Southern	50 49					
125 A		La.-Lafayette	40 52	263 A		Georgia St.	52 65					
187 H		Texas St.	63 59	171 A		Little Rock	44 56					
156 H		Texas-Arlington	50 60	52 A		Arkansas St.	43 66					
210 H		South Ala.	57 63	238 H		Appalachian St.	54 57					
192 H		Troy	77 73	172 A		McNeese St.	62 72					

Non-Div I Games: LSU-Alexandria 73 42 Louisiana Col. 85 42 LSU-Shreveport 57 40 Dillard 70 46  
La.-Monroe

Lafayette

Through Games Of Feb. 8, 2016

Average RPI Win:	325	WON-LOST	WINNING	LAST 10	STRENGTH OF	OPP. STRENGTH	TEAM	ADJ.	CONF.	ADJ CONF.
Average RPI Loss:	195	RECORD	PCT. RANK	GAMES	SCHEDULE	OF SCHEDULE	RPI	RPI	RPI	RPI
DIV. I ONLY	5- 16	292	3- 7	308	312	326	326	29	29	
DIV. I NON-CONF.	2- 8	290	0- 2	285	293	335	335	29	29	
TOTALS	RPI 1-25	RPI 26-50	W-L RECORDS	RPI 51-100	RPI 101-150	RPI 150+				
5- 16	0- 1	0- 1	OVERALL	0- 2	0- 0	5- 12				
3- 5	0- 1	0- 0	HOME	0- 1	0- 0	3- 3				
2- 9	0- 0	0- 1	AWAY	0- 1	0- 0	2- 7				
0- 2	0- 0	0- 0	NEUTRAL	0- 0	0- 0	0- 2				
2- 8	0- 1	0- 1	NON-CONFERENCE	0- 0	0- 0	2- 6				
2- 1	0- 1	0- 0	HOME	0- 0	0- 0	2- 0				
0- 5	0- 0	0- 1	AWAY	0- 0	0- 0	0- 4				
0- 2	0- 0	0- 0	NEUTRAL	0- 0	0- 0	0- 2				
3- 8	0- 0	0- 0	CONFERENCE	0- 2	0- 0	3- 6				
1- 4	0- 0	0- 0	HOME	0- 1	0- 0	1- 3				
2- 4	0- 0	0- 0	AWAY	0- 1	0- 0	2- 3				
0- 0	0- 0	0- 0	NEUTRAL	0- 0	0- 0	0- 0				

RPI 1-25				RPI 26-50				RPI 51-100				RPI 101+ Team's RPI: 326			
RPI	S	Opponent	Score	RPI	S	Opponent	Score	RPI	S	Opponent	Score	RPI	S	Opponent	Score
24	H	Duquesne	65 73	44	A	Penn	37 54	69	A	Army West Point	57 84	152	A	Fordham	49 61
								69	H	Army West Point	45 78	194	A	Delaware	47 67
												202	A	Lehigh	74 82
												204	N	Richmond	46 54
												221	A	Hartford	50 55
												253	N	Coppin St.	57 64
												254	A	American	60 51
												255	A	Loyola Maryland	65 66
												255	H	Loyola Maryland	51 55
												262	H	Navy	58 65
												271	A	Holy Cross	49 66
												308	H	Colgate	59 72
												330	H	Saint Peter's	72 69
												342	A	Wagner	48 69
												344	H	St. Francis Brooklyn	77 59
												348	A	Boston U.	71 64
												348	H	Boston U.	71 56
LAST 12 Division I GAMES:															
348	A	Boston U.	71 64	271	A	Holy Cross	49 66								
69	A	Army West Point	57 84	348	H	Boston U.	71 56								
255	H	Loyola Maryland	51 55	69	H	Army West Point	45 78								
202	A	Lehigh	74 82	255	A	Loyola Maryland	65 66								
254	A	American	60 51	253	N	Coppin St.	57 64								
262	H	Navy	58 65	204	N	Richmond	46 54								

Non-Div I Games:

Lafayette

Loss, Non-Conf, S Site, H Home A Away N Neutral

Average RPI Win:	255	WON-LOST	WINNING	LAST 10	STRENGTH OF	OPP. STRENGTH	TEAM	ADJ.	CONF.	ADJ CONF.
Average RPI Loss:	172	RECORD	PCT. RANK	GAMES	SCHEDULE	OF SCHEDULE	RPI	RPI	RPI	RPI
DIV. I ONLY	6- 13	271	5- 5	211	237	273	273	27	27	
DIV. I NON-CONF.	0- 7	338	0- 0	156	80	319	319	26	26	
TOTALS	RPI 1-25	RPI 26-50	W-L RECORDS	RPI 51-100	RPI 101-150	RPI 150+				
6- 13	0- 1	0- 1	OVERALL	1- 2	0- 1	5- 8				
5- 3	0- 0	0- 0	HOME	1- 0	0- 0	4- 3				
1- 10	0- 1	0- 1	AWAY	0- 2	0- 1	1- 5				
0- 0	0- 0	0- 0	NEUTRAL	0- 0	0- 0	0- 0				
0- 7	0- 1	0- 1	NON-CONFERENCE	0- 1	0- 0	0- 4				
0- 1	0- 0	0- 0	HOME	0- 0	0- 0	0- 1				
0- 6	0- 1	0- 1	AWAY	0- 1	0- 0	0- 3				
0- 0	0- 0	0- 0	NEUTRAL	0- 0	0- 0	0- 0				
6- 6	0- 0	0- 0	CONFERENCE	1- 1	0- 1	5- 4				
5- 2	0- 0	0- 0	HOME	1- 0	0- 0	4- 2				
1- 4	0- 0	0- 0	AWAY	0- 1	0- 1	1- 2				
0- 0	0- 0	0- 0	NEUTRAL	0- 0	0- 0	0- 0				

RPI 1-25				RPI 26-50				RPI 51-100				RPI 101+ Team's RPI: 273			
RPI	S	Opponent	Score	RPI	S	Opponent	Score	RPI	S	Opponent	Score	RPI	S	Opponent	Score
16	A	Oklahoma St.	45 90	32	A	Missouri	57 91	63	A	Abilene Christian	62 90	113	A	Central Ark.	49 74
								63	H	Abilene Christian	63 54	154	A	Loyola Chicago	71 82
								68	A	Utah	67 71	173	H	Northwestern St.	51 73
												214	H	Canisius	55 57
												234	A	Stephen F. Austin	64 60
												243	H	Houston Baptist	77 70
												257	H	Sam Houston St.	76 78
												259	A	Northern Ariz.	63 75
												272	A	Prairie View	72 80
												303	A	Southeastern La.	66 73
												310	A	Nicholls St.	59 69
												324	H	Incarinate Word	59 49
												328	H	A&M-Corpus Christi	75 70
												335	H	New Orleans	79 52
LAST 12 Division I GAMES:															
324	H	Incarinate Word	59 49	173	H	Northwestern St.	51 73								
63	H	Abilene Christian	63 54	303	A	Southeastern La.	66 73								
63	A	Abilene Christian	62 90	113	A	Central Ark.	49 74								
257	H	Sam Houston St.	76 78	328	H	A&M-Corpus Christi	75 70								
243	H	Houston Baptist	77 70	335	H	New Orleans	79 52								
234	A	Stephen F. Austin	64 60	310	A	Nicholls St.	59 69								

Non-Div I Games: Howard Payne 88 50 Schreiner 60 41 Tex. A&M-Kingsville 82 66 Louisiana Col. 99 34  
Lamar

Loss, Non-Conf, S Site, H Home A Away N Neutral

Average RPI Win: <b>284</b>		WON-LOST	WINNING	LAST 10	STRENGTH OF	OPP. STRENGTH	TEAM	ADJ.	CONF.	ADJ CONF.
Average RPI Loss: <b>148</b>		RECORD	PCT. RANK	GAMES	SCHEDULE	OF SCHEDULE	RPI	RPI	RPI	RPI
DIV. I ONLY		<b>14- 7</b>	<b>88</b>	<b>8- 2</b>	<b>339</b>	<b>241</b>	<b>202</b>	<b>202</b>	<b>29</b>	<b>29</b>
DIV. I NON-CONF.		<b>6- 4</b>	<b>125</b>	<b>1- 0</b>	<b>337</b>	<b>139</b>	<b>237</b>	<b>237</b>	<b>29</b>	<b>29</b>
TOTALS	RPI 1-25	RPI 26-50		W-L RECORDS	RPI 51-100		RPI 101-150		RPI 150+	
14- 7	0- 0	0- 0		OVERALL	0- 3		0- 1		14- 3	
7- 3	0- 0	0- 0		HOME	0- 2		0- 0		7- 1	
7- 4	0- 0	0- 0		AWAY	0- 1		0- 1		7- 2	
0- 0	0- 0	0- 0		NEUTRAL	0- 0		0- 0		0- 0	
6- 4	0- 0	0- 0		NON-CONFERENCE	0- 2		0- 0		6- 2	
3- 2	0- 0	0- 0		HOME	0- 2		0- 0		3- 0	
3- 2	0- 0	0- 0		AWAY	0- 0		0- 0		3- 2	
0- 0	0- 0	0- 0		NEUTRAL	0- 0		0- 0		0- 0	
8- 3	0- 0	0- 0		CONFERENCE	0- 1		0- 1		8- 1	
4- 1	0- 0	0- 0		HOME	0- 0		0- 0		4- 1	
4- 2	0- 0	0- 0		AWAY	0- 1		0- 1		4- 0	
0- 0	0- 0	0- 0		NEUTRAL	0- 0		0- 0		0- 0	

RPI 1-25				RPI 26-50				RPI 51-100				RPI 101+				Team's RPI: 202	
RPI	S	Opponent	Score	RPI	S	Opponent	Score	RPI	S	Opponent	Score	RPI	S	Opponent	Score		
								64	H	Villanova	44 65	102	A	Bucknell	77 80		
								69	A	Army West Point	39 63	153	A	Illinois	67 76		
								96	H	Saint Joseph's	62 63	167	A	Hampton	63 56		
												225	H	Montana	80 53		
												254	A	American	61 52		
												254	H	American	55 59		
												255	A	Loyola Maryland	76 68		
												255	H	Loyola Maryland	66 48		
												262	A	Navy	51 48		
												271	H	Holy Cross	61 58		
												288	H	Monmouth	95 88		
												299	A	Rider	60 61		
												304	A	Delaware St.	83 49		
												326	H	Lafayette	82 74		
												330	H	Saint Peter's	74 42		
												341	A	NJIT	75 47		
												348	A	Boston U.	73 66		
												348	H	Boston U.	72 48		
LAST 12 Division I GAMES:																	
				254	A	American	61 52	102	A	Bucknell	77 80						
				255	A	Loyola Maryland	76 68	254	H	American	55 59						
				348	H	Boston U.	72 48	255	H	Loyola Maryland	66 48						
				326	H	Lafayette	82 74	348	A	Boston U.	73 66						
				262	A	Navy	51 48	69	A	Army West Point	39 63						
				271	H	Holy Cross	61 58	167	A	Hampton	63 56						

Non-Div I Games:	Kutztown	81	51
------------------	----------	----	----

Lehigh

Loss, Non-Conf, S Site, H Home A Away N Neutral



Liberty

Through Games Of Feb. 8, 2016

Average RPI Win:	243	WON-LOST	WINNING	LAST 10	STRENGTH OF	OPP. STRENGTH	TEAM	ADJ.	CONF.	ADJ CONF.
Average RPI Loss:	86	RECORD	PCT. RANK	GAMES	SCHEDULE	OF SCHEDULE	RPI	RPI	RPI	RPI
DIV. I ONLY	13- 8	107	9- 1	115	205	101	101	26	26	
DIV. I NON-CONF.	2- 6	272	0- 0	13	3	133	133	28	28	
TOTALS	RPI 1-25	RPI 26-50	W-L RECORDS	RPI 51-100	RPI 101-150	RPI 150+				
13- 8	0- 1	0- 3	OVERALL	1- 2	1- 0	11- 2				
7- 2	0- 0	0- 2	HOME	1- 0	1- 0	5- 0				
6- 4	0- 0	0- 1	AWAY	0- 1	0- 0	6- 2				
0- 2	0- 1	0- 0	NEUTRAL	0- 1	0- 0	0- 0				
2- 6	0- 1	0- 3	NON-CONFERENCE	1- 2	0- 0	1- 0				
1- 2	0- 0	0- 2	HOME	1- 0	0- 0	0- 0				
1- 2	0- 0	0- 1	AWAY	0- 1	0- 0	1- 0				
0- 2	0- 1	0- 0	NEUTRAL	0- 1	0- 0	0- 0				
11- 2	0- 0	0- 0	CONFERENCE	0- 0	1- 0	10- 2				
6- 0	0- 0	0- 0	HOME	0- 0	1- 0	5- 0				
5- 2	0- 0	0- 0	AWAY	0- 0	0- 0	5- 2				
0- 0	0- 0	0- 0	NEUTRAL	0- 0	0- 0	0- 0				

RPI 1-25				RPI 26-50				RPI 51-100				RPI 101+				Team's RPI: 101	
RPI	S	Opponent	Score	RPI	S	Opponent	Score	RPI	S	Opponent	Score	RPI	S	Opponent	Score		
5	N	Ohio St.	65 75	29	H	Seton Hall	56 92	53	A	James Madison	56 72	143	H	UNC Asheville	71 53		
				39	A	Duke	41 79	71	H	Elon	72 63	222	A	Presbyterian	42 60		
				40	H	North Carolina St.	53 61	74	N	California	72 77	223	A	Gardner-Webb	57 61		
												223	H	Gardner-Webb	73 51		
												226	A	Radford	49 43		
												226	H	Radford	67 53		
												232	H	High Point	56 43		
												238	A	Appalachian St.	74 68		
												280	A	Campbell	62 52		
												294	A	Charleston So.	59 49		
												294	H	Charleston So.	51 40		
												300	A	Coastal Caro.	65 63		
												309	H	Winthrop	77 61		
												317	A	Longwood	72 67		
LAST 12 Division I GAMES:																	
				226	H	Radford	67 53					309	H	Winthrop	77 61		
				294	A	Charleston So.	59 49					222	A	Presbyterian	42 60		
				232	H	High Point	56 43					143	H	UNC Asheville	71 53		
				223	H	Gardner-Webb	73 51					226	A	Radford	49 43		
				317	A	Longwood	72 67					280	A	Campbell	62 52		
				300	A	Coastal Caro.	65 63					39	A	Duke	41 79		

Non-Div I Games: Shepherd 69 57

Liberty

Loss, Non-Conf, S Site, H Home A Away N Neutral

Average RPI Win:	281	WON-LOST	WINNING	LAST 10	STRENGTH OF	OPP. STRENGTH	TEAM	ADJ.	CONF.	ADJ CONF.
Average RPI Loss:	206	RECORD	PCT. RANK	GAMES	SCHEDULE	OF SCHEDULE	RPI	RPI	RPI	RPI
DIV. I ONLY	2- 20	342	0- 10	196	341	334	334	28	28	
DIV. I NON-CONF.	2- 12	311	0- 4	191	341	314	314	27	27	
TOTALS	RPI 1-25	RPI 26-50	W-L RECORDS	RPI 51-100	RPI 101-150	RPI 150+				
2- 20	0- 0	0- 0	OVERALL	0- 4	0- 2	2- 14				
1- 9	0- 0	0- 0	HOME	0- 3	0- 1	1- 5				
1- 10	0- 0	0- 0	AWAY	0- 1	0- 1	1- 8				
0- 1	0- 0	0- 0	NEUTRAL	0- 0	0- 0	0- 1				
2- 12	0- 0	0- 0	NON-CONFERENCE	0- 3	0- 2	2- 7				
1- 6	0- 0	0- 0	HOME	0- 2	0- 1	1- 3				
1- 5	0- 0	0- 0	AWAY	0- 1	0- 1	1- 3				
0- 1	0- 0	0- 0	NEUTRAL	0- 0	0- 0	0- 1				
0- 8	0- 0	0- 0	CONFERENCE	0- 1	0- 0	0- 7				
0- 3	0- 0	0- 0	HOME	0- 1	0- 0	0- 2				
0- 5	0- 0	0- 0	AWAY	0- 0	0- 0	0- 5				
0- 0	0- 0	0- 0	NEUTRAL	0- 0	0- 0	0- 0				

RPI	S	Opponent	Score	RPI	S	Opponent	Score	RPI	S	Opponent	Score	RPI	S	Opponent	Score	Team's RPI: 334
54	H	Ball St.	60	72	110	H	Belmont	68	90							
57	H	Western Ky.	56	64	149	A	Alabama	49	68							
72	H	FGCU	39	71	168	A	Jacksonville	51	81							
99	A	Wright St.	65	92	179	H	Stetson	62	83							
					199	H	Southeast Mo. St.	69	84							
					235	A	USC Upstate	71	93							
					235	H	USC Upstate	54	81							
					236	N	Texas Southern	62	66							
					242	A	Tennessee St.	65	77							
					255	H	Loyola Maryland	52	57							
					270	A	Ga. Southern	66	55							
					284	A	Tennessee Tech	70	81							
					285	A	Kennesaw St.	54	55							
					292	H	Murray St.	93	85							
					296	H	Morehead St.	77	92							
					297	A	North Florida	70	78							
					329	A	Jackson St.	52	53							
					341	A	NJIT	51	61							
LAST 12 Division I GAMES:																
235	A	USC Upstate	71	93	168	A	Jacksonville	51	81							
341	A	NJIT	51	61	285	A	Kennesaw St.	54	55							
235	H	USC Upstate	54	81	329	A	Jackson St.	52	53							
179	H	Stetson	62	83	149	A	Alabama	49	68							
72	H	FGCU	39	71	57	H	Western Ky.	56	64							
297	A	North Florida	70	78	242	A	Tennessee St.	65	77							

Non-Div I Games: North Ala. 88 67

Lipscomb

■ Loss, 
 ■ Non-Conf, 
 ■ S Site, 
 ■ H Home 
 ■ A Away 
 N Neutral

Little Rock

Through Games Of Feb. 8, 2016

Average RPI Win:	210	WON-LOST	WINNING	LAST 10	STRENGTH OF	OPP. STRENGTH	TEAM	ADJ.	CONF.	ADJ CONF.
Average RPI Loss:	97	RECORD	PCT. RANK	GAMES	SCHEDULE	OF SCHEDULE	RPI	RPI	RPI	RPI
DIV. I ONLY	10- 11	185	7- 3	126	114	171	171	16	16	
DIV. I NON-CONF.	2- 7	280	0- 0	36	9	184	184	14	14	
TOTALS	RPI 1-25	RPI 26-50	W-L RECORDS	RPI 51-100	RPI 101-150	RPI 150+				
10- 11	0- 2	0- 1	OVERALL	0- 3	1- 2	9- 3				
7- 5	0- 1	0- 0	HOME	0- 1	1- 2	6- 1				
3- 6	0- 1	0- 1	AWAY	0- 2	0- 0	3- 2				
0- 0	0- 0	0- 0	NEUTRAL	0- 0	0- 0	0- 0				
2- 7	0- 2	0- 1	NON-CONFERENCE	0- 2	1- 1	1- 1				
1- 4	0- 1	0- 0	HOME	0- 1	1- 1	0- 1				
1- 3	0- 1	0- 1	AWAY	0- 1	0- 0	1- 0				
0- 0	0- 0	0- 0	NEUTRAL	0- 0	0- 0	0- 0				
8- 4	0- 0	0- 0	CONFERENCE	0- 1	0- 1	8- 2				
6- 1	0- 0	0- 0	HOME	0- 0	0- 1	6- 0				
2- 3	0- 0	0- 0	AWAY	0- 1	0- 0	2- 2				
0- 0	0- 0	0- 0	NEUTRAL	0- 0	0- 0	0- 0				

RPI 1-25				RPI 26-50				RPI 51-100				RPI 101+ Team's RPI: 171			
RPI	S	Opponent	Score	RPI	S	Opponent	Score	RPI	S	Opponent	Score	RPI	S	Opponent	Score
8	H	Texas	56 66	30	A	Oklahoma	52 65	52	A	Arkansas St.	53 66	116	H	LSU	51 57
17	A	Texas A&M	39 69					80	A	Tulane	53 69	119	H	Memphis	61 53
								87	H	Missouri St.	58 64	125	H	La.-Lafayette	58 65
												156	A	Texas-Arlington	59 55
												158	A	Oral Roberts	66 52
												178	H	Tulsa	63 74
												187	A	Texas St.	57 67
												192	A	Troy	71 78
												192	H	Troy	79 64
												210	A	South Ala.	47 34
												210	H	South Ala.	74 43
												238	H	Appalachian St.	67 50
												263	H	Georgia St.	59 32
												270	H	Ga. Southern	69 36
												279	H	La.-Monroe	56 44
LAST 12 Division I GAMES:															
210	H	South Ala.	74 43	52	A	Arkansas St.	53 66								
192	H	Troy	79 64	238	H	Appalachian St.	67 50								
263	H	Georgia St.	59 32	279	H	La.-Monroe	56 44								
270	H	Ga. Southern	69 36	125	H	La.-Lafayette	58 65								
156	A	Texas-Arlington	59 55	192	A	Troy	71 78								
187	A	Texas St.	57 67	210	A	South Ala.	47 34								

Non-Div I Games:

Little Rock

Loss, Non-Conf, S Site, H Home A Away N Neutral

Average RPI Win:	236	WON-LOST	WINNING	LAST 10	STRENGTH OF	OPP. STRENGTH	TEAM	ADJ.	CONF.	ADJ CONF.
Average RPI Loss:	96	RECORD	PCT. RANK	GAMES	SCHEDULE	OF SCHEDULE	RPI	RPI	RPI	RPI
DIV. I ONLY	17- 5	40	8- 2	331	123	148	148	22	22	
DIV. I NON-CONF.	11- 3	54	4- 0	308	38	119	119	22	22	
TOTALS	RPI 1-25	RPI 26-50	W-L RECORDS	RPI 51-100	RPI 101-150	RPI 150+				
17- 5	1- 0	0- 1	OVERALL	0- 1	1- 3	15- 0				
8- 3	1- 0	0- 0	HOME	0- 1	0- 2	7- 0				
7- 2	0- 0	0- 1	AWAY	0- 0	1- 1	6- 0				
2- 0	0- 0	0- 0	NEUTRAL	0- 0	0- 0	2- 0				
11- 3	1- 0	0- 1	NON-CONFERENCE	0- 0	1- 2	9- 0				
5- 1	1- 0	0- 0	HOME	0- 0	0- 1	4- 0				
4- 2	0- 0	0- 1	AWAY	0- 0	1- 1	3- 0				
2- 0	0- 0	0- 0	NEUTRAL	0- 0	0- 0	2- 0				
6- 2	0- 0	0- 0	CONFERENCE	0- 1	0- 1	6- 0				
3- 2	0- 0	0- 0	HOME	0- 1	0- 1	3- 0				
3- 0	0- 0	0- 0	AWAY	0- 0	0- 0	3- 0				
0- 0	0- 0	0- 0	NEUTRAL	0- 0	0- 0	0- 0				

RPI 1-25				RPI 26-50				RPI 51-100				RPI 101+ Team's RPI: 148			
RPI	S	Opponent	Score	RPI	S	Opponent	Score	RPI	S	Opponent	Score	RPI	S	Opponent	Score
25	H	UTEP	47 40	26	A	Southern California	43 69	70	H	UC Riverside	60 78	116	A	LSU	53 59
												120	H	San Francisco	52 66
												140	A	Pacific	68 60
												150	H	Hawaii	55 67
												173	N	Northwestern St.	60 59
												180	H	UNLV	67 63
												181	H	Colorado	59 42
												193	H	Cal Poly	65 53
												197	A	UC Davis	75 62
												240	A	Houston	47 41
												249	A	Seattle	69 57
												259	N	Northern Ariz.	69 48
												261	H	San Diego St.	74 54
												283	H	CSUN	74 71
												305	A	Denver	48 41
												322	H	Portland St.	89 71
												323	A	UC Irvine	71 65
												340	A	Cal St. Fullerton	82 61
												340	H	Cal St. Fullerton	62 57
LAST 12 Division I GAMES:															
283	H	CSUN	74 71	340	A	Cal St. Fullerton	82 61	150	H	Hawaii	55 67				
193	H	Cal Poly	65 53	249	A	Seattle	69 57	305	A	Denver	48 41				
197	A	UC Davis	75 62	180	H	UNLV	67 63								
340	H	Cal St. Fullerton	62 57	25	H	UTEP	47 40								
323	A	UC Irvine	71 65												
70	H	UC Riverside	60 78												

Non-Div I Games:

Long Beach St.

■ Loss, 
 ■ Non-Conf, S Site, 
 ■ Home 
 ■ Away 
 N Neutral

Average RPI Win:	317	WON-LOST	WINNING	LAST 10	STRENGTH OF	OPP. STRENGTH	TEAM	ADJ.	CONF.	ADJ CONF.
Average RPI Loss:	189	RECORD	PCT. RANK	GAMES	SCHEDULE	OF SCHEDULE	RPI	RPI	RPI	RPI
DIV. I ONLY	4- 16	310	3- 7	278	290	317	317	26	26	
DIV. I NON-CONF.	1- 6	311	0- 1	163	156	281	281	28	28	
TOTALS	RPI 1-25	RPI 26-50	W-L RECORDS	RPI 51-100	RPI 101-150	RPI 150+				
4- 16	0- 1	0- 1	OVERALL	0- 2	0- 2	4- 10				
2- 5	0- 0	0- 0	HOME	0- 0	0- 1	2- 4				
2- 11	0- 0	0- 0	AWAY	0- 0	0- 1	2- 0				
0- 0	0- 0	0- 0	NEUTRAL	0- 0	0- 0	0- 0				
1- 6	0- 1	0- 1	NON-CONFERENCE	0- 2	0- 0	1- 2				
1- 0	0- 0	0- 0	HOME	0- 0	0- 0	1- 0				
0- 6	0- 1	0- 1	AWAY	0- 2	0- 0	0- 2				
0- 0	0- 0	0- 0	NEUTRAL	0- 0	0- 0	0- 0				
3- 10	0- 0	0- 0	CONFERENCE	0- 0	0- 2	3- 8				
1- 5	0- 0	0- 0	HOME	0- 0	0- 1	1- 4				
2- 5	0- 0	0- 0	AWAY	0- 0	0- 1	2- 4				
0- 0	0- 0	0- 0	NEUTRAL	0- 0	0- 0	0- 0				

RPI 1-25			RPI 26-50			RPI 51-100			RPI 101+			Team's RPI: 317
RPI	S	Opponent	Score	RPI	S	Opponent	Score	RPI	S	Opponent	Score	
7	A	Oregon St.	45 110	36	A	West Virginia	43 74	53	A	James Madison	30 88	101 H Liberty 67 72
								94	A	Virginia	46 81	143 A UNC Asheville 42 81
												222 A Presbyterian 49 75
												222 H Presbyterian 38 59
												223 A Gardner-Webb 42 67
												226 H Radford 67 79
												232 A High Point 68 79
												280 H Campbell 56 73
												286 A UNCG 60 81
												294 A Charleston So. 58 66
												294 H Charleston So. 54 63
												300 A Coastal Caro. 56 48
												304 A Delaware St. 63 88
												309 A Winthrop 63 60
												309 H Winthrop 67 60
												349 H N.C. Central 60 49
LAST 12 Division I GAMES:												
294	A	Charleston So.	58 66	143	A	UNC Asheville	42 81					
222	A	Presbyterian	49 75	280	H	Campbell	56 73					
309	H	Winthrop	67 60	300	A	Coastal Caro.	56 48					
101	H	Liberty	67 72	309	A	Winthrop	63 60					
223	A	Gardner-Webb	42 67	294	H	Charleston So.	54 63					
226	H	Radford	67 79	304	A	Delaware St.	63 88					

Non-Div I Games: Notre Dame (MD) 83 32 N.C. Wesleyan 100 57

Longwood

■ Loss, 
■ Non-Conf, 
■ S Site, 
■ H Home 
■ A Away 
N Neutral

## Louisiana Tech

Through Games Of Feb. 8, 2016

Average RPI Win:	219	WON-LOST	WINNING	LAST 10	STRENGTH OF	OPP. STRENGTH	TEAM	ADJ.	CONF.	ADJ CONF.
Average RPI Loss:	108	RECORD	PCT. RANK	GAMES	SCHEDULE	OF SCHEDULE	RPI	RPI	RPI	RPI
DIV. I ONLY	11- 9	146	7- 3	188	111	166	166	12	12	
DIV. I NON-CONF.	4- 6	201	1- 1	171	170	212	212	10	10	
TOTALS	RPI 1-25	RPI 26-50	W-L RECORDS	RPI 51-100	RPI 101-150	RPI 150+				
11- 9	0- 3	0- 0	OVERALL	0- 1	2- 3	9- 2				
7- 3	0- 1	0- 0	HOME	0- 0	2- 0	5- 2				
3- 5	0- 0	0- 0	AWAY	0- 1	0- 0	3- 0				
1- 1	0- 1	0- 0	NEUTRAL	0- 0	0- 0	1- 0				
4- 6	0- 2	0- 0	NON-CONFERENCE	0- 0	1- 2	3- 2				
2- 3	0- 1	0- 0	HOME	0- 0	1- 0	1- 2				
1- 2	0- 0	0- 0	AWAY	0- 0	0- 2	1- 0				
1- 1	0- 1	0- 0	NEUTRAL	0- 0	0- 0	1- 0				
7- 3	0- 1	0- 0	CONFERENCE	0- 1	1- 1	6- 0				
5- 0	0- 0	0- 0	HOME	0- 0	1- 0	4- 0				
2- 3	0- 1	0- 0	AWAY	0- 1	0- 1	2- 0				
0- 0	0- 0	0- 0	NEUTRAL	0- 0	0- 0	0- 0				

RPI 1-25				RPI 26-50				RPI 51-100				RPI 101+ Team's RPI: 166			
RPI	S	Opponent	Score	RPI	S	Opponent	Score	RPI	S	Opponent	Score	RPI	S	Opponent	Score
9	N	UCLA	57 68					90	A	Charlotte	58 63	104	A	Arizona	67 77
22	H	Mississippi St.	63 93									125	H	La.-Lafayette	79 62
25	A	UTEP	80 86									138	A	Southern Miss.	59 69
												138	H	Southern Miss.	72 37
												141	A	Wisconsin	65 79
												157	A	Old Dominion	69 51
												162	H	Fla. Atlantic	65 62
												172	H	McNeese St.	71 74
												201	H	North Texas	77 71
												228	A	UTSA	82 72
												234	H	Stephen F. Austin	76 44
												244	H	Rice	63 61
												272	H	Prairie View	68 77
												305	N	Denver	58 53
												306	H	FIU	82 63
												310	A	Nicholls St.	58 55
LAST 12 Division I GAMES:															
201	H	North Texas	77 71	306	H	FIU	82 63								
244	H	Rice	63 61	90	A	Charlotte	58 63								
25	A	UTEP	80 86	157	A	Old Dominion	69 51								
228	A	UTSA	82 72	138	A	Southern Miss.	59 69								
138	H	Southern Miss.	72 37	172	H	McNeese St.	71 74								
162	H	Fla. Atlantic	65 62	125	H	La.-Lafayette	79 62								

Non-Div I Games: Loyola (LA) 76 40

Louisiana Tech

Loss, Non-Conf, S Site, H Home A Away N Neutral

## Louisville

Through Games Of Feb. 8, 2016

Average RPI Win:	122	WON-LOST	WINNING	LAST 10	STRENGTH OF	OPP. STRENGTH	TEAM	ADJ.	CONF.	ADJ CONF.
Average RPI Loss:	41	RECORD	PCT. RANK	GAMES	SCHEDULE	OF SCHEDULE	RPI	RPI	RPI	RPI
DIV. I ONLY	18- 6	45	9- 1	30	20	18	18	5	5	
DIV. I NON-CONF.	8- 5	119	1- 0	72	31	77	77	5	5	
TOTALS	RPI 1-25	RPI 26-50	W-L RECORDS	RPI 51-100	RPI 101-150	RPI 150+				
18- 6	2- 2	3- 2	OVERALL	4- 2	3- 0	6- 0				
9- 2	1- 1	1- 0	HOME	2- 1	2- 0	3- 0				
8- 2	1- 1	2- 0	AWAY	2- 1	1- 0	2- 0				
1- 2	0- 0	0- 2	NEUTRAL	0- 0	0- 0	1- 0				
8- 5	1- 1	0- 2	NON-CONFERENCE	1- 2	1- 0	5- 0				
4- 1	0- 0	0- 0	HOME	1- 1	1- 0	2- 0				
3- 2	1- 1	0- 0	AWAY	0- 1	0- 0	2- 0				
1- 2	0- 0	0- 2	NEUTRAL	0- 0	0- 0	1- 0				
10- 1	1- 1	3- 0	CONFERENCE	3- 0	2- 0	1- 0				
5- 1	1- 1	1- 0	HOME	1- 0	1- 0	1- 0				
5- 0	0- 0	2- 0	AWAY	2- 0	1- 0	0- 0				
0- 0	0- 0	0- 0	NEUTRAL	0- 0	0- 0	0- 0				

RPI	S	Opponent	Score	RPI	S	Opponent	Score	RPI	S	Opponent	Score	RPI	S	Opponent	Score
1	H	Notre Dame	61 66	27	A	Syracuse	71 53	57	A	Western Ky.	69 71	106	A	North Carolina	78 60
13	A	Michigan St.	85 78	39	H	Duke	65 48	74	H	California	71 75	114	H	IUPUI	70 61
14	H	Florida St.	79 69	40	A	North Carolina St.	92 90	75	A	Georgia Tech	78 65	128	H	Wake Forest	78 54
23	A	Kentucky	54 72	45	N	Dayton	66 79	91	H	UT Martin	88 66	174	A	Col. of Charleston	71 67
				47	N	Purdue	60 62	94	A	Virginia	59 41	185	N	Marist	65 53
								94	H	Virginia Tech	56 45	207	H	Valparaiso	75 42
												237	H	Clemson	75 33
												269	H	Dartmouth	94 52
												284	A	Tennessee Tech	76 54
LAST 12 Division I GAMES:															
1	H	Notre Dame	61 66	94	A	Virginia	59 41								
106	A	North Carolina	78 60	39	H	Duke	65 48								
128	H	Wake Forest	78 54	94	H	Virginia Tech	56 45								
237	H	Clemson	75 33	75	A	Georgia Tech	78 65								
27	A	Syracuse	71 53	14	H	Florida St.	79 69								
40	A	North Carolina St.	92 90	91	H	UT Martin	88 66								

Non-Div I Games:

Louisville

■ Loss, 
 ■ Non-Conf, S Site, 
 ■ Home 
 ■ Away 
 N Neutral

Average RPI Win:	<b>237</b>	WON-LOST	WINNING	LAST 10	STRENGTH OF	OPP. STRENGTH	TEAM	ADJ.	CONF.	ADJ CONF.
Average RPI Loss:	<b>87</b>	RECORD	PCT. RANK	GAMES	SCHEDULE	OF SCHEDULE	RPI	RPI	RPI	RPI
DIV. I ONLY	<b>12- 10</b>	<b>149</b>	<b>7- 3</b>	<b>175</b>	<b>115</b>	<b>154</b>	<b>154</b>	<b>21</b>	<b>21</b>	
DIV. I NON-CONF.	<b>4- 7</b>	<b>222</b>	<b>1- 0</b>	<b>85</b>	<b>20</b>	<b>148</b>	<b>148</b>	<b>17</b>	<b>17</b>	
TOTALS	RPI 1-25	RPI 26-50	W-L RECORDS	RPI 51-100	RPI 101-150	RPI 150+				
12- 10	1- 2	0- 1	OVERALL	0- 5	3- 1	8- 1				
5- 6	0- 0	0- 1	HOME	0- 4	2- 1	3- 0				
7- 4	1- 2	0- 0	AWAY	0- 1	1- 0	5- 1				
0- 0	0- 0	0- 0	NEUTRAL	0- 0	0- 0	0- 0				
4- 7	1- 2	0- 1	NON-CONFERENCE	0- 3	0- 1	3- 0				
1- 4	0- 0	0- 1	HOME	0- 2	0- 1	1- 0				
3- 3	1- 2	0- 0	AWAY	0- 1	0- 0	2- 0				
0- 0	0- 0	0- 0	NEUTRAL	0- 0	0- 0	0- 0				
8- 3	0- 0	0- 0	CONFERENCE	0- 2	3- 0	5- 1				
4- 2	0- 0	0- 0	HOME	0- 2	2- 0	2- 0				
4- 1	0- 0	0- 0	AWAY	0- 0	1- 0	3- 1				
0- 0	0- 0	0- 0	NEUTRAL	0- 0	0- 0	0- 0				

RPI 1-25				RPI 26-50				RPI 51-100				RPI 101+ Team's RPI: 154			
RPI	S	Opponent	Score	RPI	S	Opponent	Score	RPI	S	Opponent	Score	RPI	S	Opponent	Score
13	A	Michigan St.	47 <b>76</b>	38	H	Miami (FL)	50 <b>77</b>	75	A	Georgia Tech	77 <b>84</b>	123	H	Western Mich.	45 <b>68</b>
19	A	DePaul	88 75					82	H	Central Mich.	59 <b>68</b>	132	H	UNI	64 60
20	A	Green Bay	51 <b>65</b>					85	H	Northwestern	72 <b>81</b>	139	A	Southern Ill.	69 68
								87	H	Missouri St.	62 <b>73</b>	139	H	Southern Ill.	83 59
								98	H	Drake	65 <b>81</b>	244	A	Rice	57 50
												247	A	Indiana St.	48 <b>62</b>
												273	H	Lamar	82 71
												291	H	Wichita St.	60 55
												314	A	Bradley	67 54
												315	A	Illinois St.	57 41
												319	A	Evansville	63 49
												319	H	Evansville	67 54
												338	A	Eastern Ill.	86 75
LAST 12 Division I GAMES:															
319	H	Evansville	67 54	87	H	Missouri St.	62 <b>73</b>								
139	H	Southern Ill.	83 59	291	H	Wichita St.	60 55								
98	H	Drake	65 <b>81</b>	139	A	Southern Ill.	69 68								
132	H	UNI	64 60	319	A	Evansville	63 49								
315	A	Illinois St.	57 41	314	A	Bradley	67 54								
247	A	Indiana St.	48 <b>62</b>	244	A	Rice	57 50								

Non-Div I Games:

Loyola Chicago

■ Loss, 
 ■ Non-Conf, S Site, 
 ■ Home 
 ■ Away 
 N Neutral



Loyola Maryland

Through Games Of Feb. 8, 2016

Average RPI Win:	316	WON-LOST	WINNING	LAST 10	STRENGTH OF	OPP. STRENGTH	TEAM	ADJ.	CONF.	ADJ CONF.
Average RPI Loss:	157	RECORD	PCT. RANK	GAMES	SCHEDULE	OF SCHEDULE	RPI	RPI	RPI	RPI
DIV. I ONLY	9- 13	224	5- 5	243	339	255	255	29	29	
DIV. I NON-CONF.	3- 8	258	0- 1	281	335	296	296	29	29	
TOTALS	RPI 1-25	RPI 26-50	W-L RECORDS	RPI 51-100	RPI 101-150	RPI 150+				
9- 13	0- 1	0- 0	OVERALL	0- 3	0- 1	9- 8				
5- 5	0- 0	0- 0	HOME	0- 1	0- 0	5- 4				
4- 8	0- 1	0- 0	AWAY	0- 2	0- 1	4- 4				
0- 0	0- 0	0- 0	NEUTRAL	0- 0	0- 0	0- 0				
3- 8	0- 1	0- 0	NON-CONFERENCE	0- 1	0- 0	3- 6				
1- 3	0- 0	0- 0	HOME	0- 0	0- 0	1- 3				
2- 5	0- 1	0- 0	AWAY	0- 1	0- 0	2- 3				
0- 0	0- 0	0- 0	NEUTRAL	0- 0	0- 0	0- 0				
6- 5	0- 0	0- 0	CONFERENCE	0- 2	0- 1	6- 2				
4- 2	0- 0	0- 0	HOME	0- 1	0- 0	4- 1				
2- 3	0- 0	0- 0	AWAY	0- 1	0- 1	2- 1				
0- 0	0- 0	0- 0	NEUTRAL	0- 0	0- 0	0- 0				

RPI 1-25				RPI 26-50				RPI 51-100				RPI 101+ Team's RPI: 255			
RPI	S	Opponent	Score	RPI	S	Opponent	Score	RPI	S	Opponent	Score	RPI	S	Opponent	Score
11	A	Maryland	47 97					64	A	Villanova	55 67	102	A	Bucknell	64 71
								69	A	Army West Point	37 70	157	A	Old Dominion	41 64
								69	H	Army West Point	44 52	186	H	UMBC	46 52
												198	H	William & Mary	61 62
												202	A	Lehigh	48 66
												202	H	Lehigh	68 76
												213	H	Fairfield	45 71
												229	A	Columbia	53 63
												254	H	American	52 46
												262	H	Navy	51 38
												308	A	Colgate	65 49
												326	A	Lafayette	55 51
												326	H	Lafayette	66 65
												334	A	Lipscomb	57 52
												337	A	Mt. St. Mary's	65 63
												344	A	St. Francis Brooklyn	54 64
												346	H	Norfolk St.	75 67
												348	H	Boston U.	63 54
LAST 12 Division I GAMES:															
69	H	Army West Point	44 52	262	H	Navy	51 38								
202	H	Lehigh	68 76	69	A	Army West Point	37 70								
326	A	Lafayette	55 51	202	A	Lehigh	48 66								
308	A	Colgate	65 49	326	H	Lafayette	66 65								
102	A	Bucknell	64 71	254	H	American	52 46								
348	H	Boston U.	63 54	344	A	St. Francis Brooklyn	54 64								

Non-Div I Games:

Loyola Maryland

Loss, Non-Conf, S Site, H Home A Away N Neutral

Average RPI Win:	267	WON-LOST	WINNING	LAST 10	STRENGTH OF	OPP. STRENGTH	TEAM	ADJ.	CONF.	ADJ CONF.
Average RPI Loss:	111	RECORD	PCT. RANK	GAMES	SCHEDULE	OF SCHEDULE	RPI	RPI	RPI	RPI
DIV. I ONLY	8- 16	258	2- 3	193	108	245	245	9	9	
DIV. I NON-CONF.	4- 7	222	1- 0	333	181	306	306	9	9	
TOTALS	RPI 1-25	RPI 26-50	W-L RECORDS	RPI 51-100	RPI 101-150	RPI 150+				
8- 16	0- 2	0- 2	OVERALL	0- 6	1- 2	7- 4				
4- 7	0- 1	0- 0	HOME	0- 3	0- 1	4- 2				
3- 9	0- 1	0- 2	AWAY	0- 3	1- 1	2- 2				
1- 0	0- 0	0- 0	NEUTRAL	0- 0	0- 0	1- 0				
4- 7	0- 0	0- 1	NON-CONFERENCE	0- 1	0- 1	4- 4				
2- 2	0- 0	0- 0	HOME	0- 0	0- 0	2- 2				
1- 5	0- 0	0- 1	AWAY	0- 1	0- 1	1- 2				
1- 0	0- 0	0- 0	NEUTRAL	0- 0	0- 0	1- 0				
4- 9	0- 2	0- 1	CONFERENCE	0- 5	1- 1	3- 0				
2- 5	0- 1	0- 0	HOME	0- 3	0- 1	2- 0				
2- 4	0- 1	0- 1	AWAY	0- 2	1- 0	1- 0				
0- 0	0- 0	0- 0	NEUTRAL	0- 0	0- 0	0- 0				

RPI 1-25			RPI 26-50			RPI 51-100			RPI 101+			Team's RPI: 245
RPI	S	Opponent	Score	RPI	S	Opponent	Score	RPI	S	Opponent	Score	Score
12	A	BYU	61 75	32	A	Missouri	48 80	65	A	San Diego	58 82	120 H San Francisco 73 75
12	H	BYU	75 82	48	A	St. Mary's (CA)	57 72	65	H	San Diego	67 75	140 A Pacific 63 60
								66	H	Santa Clara	56 57	150 A Hawaii 51 65
								70	A	UC Riverside	62 80	181 A Colorado 81 92
								89	A	Gonzaga	68 83	193 A Cal Poly 58 70
								89	H	Gonzaga	59 66	249 H Seattle 69 78
												261 H San Diego St. 92 65
												267 A UC Santa Barbara 70 63
												268 H Pepperdine 79 69
												281 A Portland 77 62
												281 H Portland 62 52
												312 N Nevada 69 58
												323 H UC Irvine 95 50
												340 H Cal St. Fullerton 73 75
LAST 12 Division I GAMES:												
323	H	UC Irvine	95 50	12	A	BYU	61 75	66	H	Santa Clara	56 57	
281	A	Portland	77 62					120	H	San Francisco	73 75	
89	A	Gonzaga	68 83					140	A	Pacific	63 60	
65	H	San Diego	67 75					48	A	St. Mary's (CA)	57 72	
12	H	BYU	75 82					268	H	Pepperdine	79 69	
65	A	San Diego	58 82									

Non-Div I Games:

Loyola Marymount

■ Loss, 
 ■ Non-Conf, 
 ■ S Site, 
 ■ H Home 
 ■ A Away 
 N Neutral

## Maine

Through Games Of Feb. 8, 2016

Average RPI Win:	222	WON-LOST	WINNING	LAST 10	STRENGTH OF	OPP. STRENGTH	TEAM	ADJ.	CONF.	ADJ CONF.
Average RPI Loss:	90	RECORD	PCT. RANK	GAMES	SCHEDULE	OF SCHEDULE	RPI	RPI	RPI	RPI
DIV. I ONLY	18- 7	65	9- 1	235	133	88	88	15	15	
DIV. I NON-CONF.	8- 6	136	0- 1	248	48	126	126	18	18	
TOTALS	RPI 1-25	RPI 26-50	W-L RECORDS	RPI 51-100	RPI 101-150	RPI 150+				
18- 7	0- 0	0- 2	OVERALL	1- 3	3- 1	14- 1				
9- 0	0- 0	0- 0	HOME	0- 0	1- 0	8- 0				
7- 6	0- 0	0- 1	AWAY	0- 3	1- 1	6- 1				
2- 1	0- 0	0- 1	NEUTRAL	1- 0	1- 0	0- 0				
8- 6	0- 0	0- 2	NON-CONFERENCE	1- 2	2- 1	5- 1				
3- 0	0- 0	0- 0	HOME	0- 0	0- 0	3- 0				
3- 5	0- 0	0- 1	AWAY	0- 2	1- 1	2- 1				
2- 1	0- 0	0- 1	NEUTRAL	1- 0	1- 0	0- 0				
10- 1	0- 0	0- 0	CONFERENCE	0- 1	1- 0	9- 0				
6- 0	0- 0	0- 0	HOME	0- 0	1- 0	5- 0				
4- 1	0- 0	0- 0	AWAY	0- 1	0- 0	4- 0				
0- 0	0- 0	0- 0	NEUTRAL	0- 0	0- 0	0- 0				

RPI 1-25				RPI 26-50				RPI 51-100				Team's RPI: 88	RPI 101+			
RPI	S	Opponent	Score	RPI	S	Opponent	Score	RPI	S	Opponent	Score	RPI	S	Opponent	Score	
				45	N	Dayton	37 58	51	A	Albany (NY)	59 64	106	A	North Carolina	58 59	
				47	A	Purdue	33 56	86	A	Minnesota	64 91	112	H	Stony Brook	55 52	
								87	N	Missouri St.	69 65	116	N	LSU	52 41	
								100	A	Boston College	48 55	142	A	Harvard	64 53	
												186	A	UMBC	72 38	
												186	H	UMBC	65 55	
												195	A	Northeastern	44 56	
												211	H	Bryant	76 38	
												212	A	Binghamton	52 38	
												221	H	Hartford	61 43	
												237	H	Clemson	75 42	
												265	A	New Hampshire	62 52	
												265	H	New Hampshire	59 55	
												269	A	Dartmouth	59 41	
												276	H	Central Conn. St.	62 42	
												287	A	Vermont	62 41	
												287	H	Vermont	63 51	
												316	H	UMass Lowell	74 44	
												321	A	North Dakota St.	82 51	
LAST 12 Division I GAMES:																
				265	H	New Hampshire	59 55	265	A	New Hampshire	62 52					
				186	A	UMBC	72 38	51	A	Albany (NY)	59 64					
				287	H	Vermont	63 51	316	H	UMass Lowell	74 44					
				212	A	Binghamton	52 38	186	H	UMBC	65 55					
				221	H	Hartford	61 43	287	A	Vermont	62 41					
				112	H	Stony Brook	55 52	106	A	North Carolina	58 59					

Non-Div I Games: Colby

82 42

Maine

■ Loss, 
 ■ Non-Conf, 
 ■ S Site, 
 ■ Home 
 ■ A Away 
 N Neutral

Average RPI Win:	233	WON-LOST	WINNING	LAST 10	STRENGTH OF	OPP. STRENGTH	TEAM	ADJ.	CONF.	ADJ CONF.
Average RPI Loss:	198	RECORD	PCT. RANK	GAMES	SCHEDULE	OF SCHEDULE	RPI	RPI	RPI	RPI
DIV. I ONLY	11- 11	167	5- 4	280	271	224	224	23	23	
DIV. I NON-CONF.	3- 6	234	0- 0	299	298	300	300	24	24	
TOTALS	RPI 1-25	RPI 26-50	W-L RECORDS	RPI 51-100	RPI 101-150	RPI 150+				
11- 11	0- 0	0- 0	OVERALL	0- 0	3- 3	8- 8				
6- 4	0- 0	0- 0	HOME	0- 0	2- 1	4- 3				
5- 7	0- 0	0- 0	AWAY	0- 0	1- 2	4- 5				
0- 0	0- 0	0- 0	NEUTRAL	0- 0	0- 0	0- 0				
3- 6	0- 0	0- 0	NON-CONFERENCE	0- 0	1- 2	2- 4				
2- 2	0- 0	0- 0	HOME	0- 0	1- 1	1- 1				
1- 4	0- 0	0- 0	AWAY	0- 0	0- 1	1- 3				
0- 0	0- 0	0- 0	NEUTRAL	0- 0	0- 0	0- 0				
8- 5	0- 0	0- 0	CONFERENCE	0- 0	2- 1	6- 4				
4- 2	0- 0	0- 0	HOME	0- 0	1- 0	3- 2				
4- 3	0- 0	0- 0	AWAY	0- 0	1- 1	3- 2				
0- 0	0- 0	0- 0	NEUTRAL	0- 0	0- 0	0- 0				

RPI 1-25			RPI 26-50			RPI 51-100			RPI 101+			Team's RPI: 224
RPI	S	Opponent	Score	RPI	S	Opponent	Score	RPI	S	Opponent	Score	
								102	H	Bucknell	56	61
								108	A	Yale	36	62
								117	A	Quinnipiac	52	42
								118	A	Iona	56	67
								118	H	Iona	63	56
								146	H	Brown	80	56
								152	H	Fordham	49	60
								185	A	Marist	64	59
								185	H	Marist	73	79
								213	A	Fairfield	70	55
								213	H	Fairfield	57	59
								214	H	Canisius	77	55
								219	A	Siena	59	60
								254	A	American	48	52
								265	A	New Hampshire	57	72
								271	A	Holy Cross	44	58
								288	A	Monmouth	62	72
								289	H	Niagara	80	62
								299	A	Rider	74	70
								311	A	Fairleigh Dickinson	85	78
								330	H	Saint Peter's	64	47
								344	H	St. Francis Brooklyn	61	53
LAST 12 Division I GAMES:												
185	A	Marist	64	59	213	H	Fairfield	57	59			
214	H	Canisius	77	55	185	H	Marist	73	79			
288	A	Monmouth	62	72	219	A	Siena	59	60			
299	A	Rider	74	70	213	A	Fairfield	70	55			
330	H	Saint Peter's	64	47	118	A	Iona	56	67			
118	H	Iona	63	56	254	A	American	48	52			

Non-Div I Games:

Manhattan

■ Loss, 
 ■ Non-Conf, 
 ■ S Site, 
 ■ H Home 
 ■ A Away 
 N Neutral

M  
a  
r  
i  
s  
t

M  
a  
r  
i  
s  
t

Marist

Page 157



Average RPI Win:	231	WON-LOST	WINNING	LAST 10	STRENGTH OF	OPP. STRENGTH	TEAM	ADJ.	CONF.	ADJ CONF.
Average RPI Loss:	104	RECORD	PCT. RANK	GAMES	SCHEDULE	OF SCHEDULE	RPI	RPI	RPI	RPI
DIV. I ONLY	14- 6	69	6- 4	255	178	134	134	12	12	
DIV. I NON-CONF.	8- 1	23	1- 0	306	340	124	124	10	10	
TOTALS	RPI 1-25	RPI 26-50	W-L RECORDS	RPI 51-100	RPI 101-150	RPI 150+				
14- 6	1- 0	0- 1	OVERALL	0- 3	1- 0	12- 2				
10- 2	1- 0	0- 0	HOME	0- 1	0- 0	9- 1				
4- 3	0- 0	0- 0	AWAY	0- 2	1- 0	3- 1				
0- 1	0- 0	0- 1	NEUTRAL	0- 0	0- 0	0- 0				
8- 1	0- 0	0- 1	NON-CONFERENCE	0- 0	1- 0	7- 0				
6- 0	0- 0	0- 0	HOME	0- 0	0- 0	6- 0				
2- 0	0- 0	0- 0	AWAY	0- 0	1- 0	1- 0				
0- 1	0- 0	0- 1	NEUTRAL	0- 0	0- 0	0- 0				
6- 5	1- 0	0- 0	CONFERENCE	0- 3	0- 0	5- 2				
4- 2	1- 0	0- 0	HOME	0- 1	0- 0	3- 1				
2- 3	0- 0	0- 0	AWAY	0- 2	0- 0	2- 1				
0- 0	0- 0	0- 0	NEUTRAL	0- 0	0- 0	0- 0				

RPI 1-25				RPI 26-50				RPI 51-100				RPI 101+ Team's RPI: 134			
RPI	S	Opponent	Score	RPI	S	Opponent	Score	RPI	S	Opponent	Score	RPI	S	Opponent	Score
25	H	UTEP	79 64	36	N	West Virginia	60 66	57	A	Western Ky.	52 81	139	A	Southern Ill.	61 55
								79	A	Middle Tenn.	54 65	157	H	Old Dominion	80 62
								90	H	Charlotte	61 64	162	A	Fla. Atlantic	73 84
												163	H	Cornell	73 47
												169	A	UAB	64 61
												196	H	Rhode Island	72 62
												201	H	North Texas	63 71
												228	H	UTSA	80 76
												244	H	Rice	81 52
												277	H	Saint Francis (PA)	81 73
												296	A	Morehead St.	104 101
												306	A	FIU	65 58
												341	H	NJIT	63 50
												345	H	Alabama A&M	81 45
												346	H	Norfolk St.	81 67
LAST 12 Division I GAMES:															
228	H	UTSA	80 76	244	H	Rice	81 52								
25	H	UTEP	79 64	201	H	North Texas	63 71								
169	A	UAB	64 61	306	A	FIU	65 58								
79	A	Middle Tenn.	54 65	162	A	Fla. Atlantic	73 84								
157	H	Old Dominion	80 62	57	A	Western Ky.	52 81								
90	H	Charlotte	61 64	139	A	Southern Ill.	61 55								

Non-Div I Games:      Brescia                      92    40                      West Va. Tech                      83    39

Marshall

Loss, Non-Conf, S Site, H Home A Away N Neutral





Massachusetts

Through Games Of Feb. 8, 2016

Average RPI Win:	241	WON-LOST	WINNING	LAST 10	STRENGTH OF	OPP. STRENGTH	TEAM	ADJ.	CONF.	ADJ CONF.
Average RPI Loss:	120	RECORD	PCT. RANK	GAMES	SCHEDULE	OF SCHEDULE	RPI	RPI	RPI	RPI
DIV. I ONLY	6- 16	285	0- 4	120	131	239	239	7	7	
DIV. I NON-CONF.	6- 6	160	0- 1	263	207	200	200	8	8	
TOTALS	RPI 1-25	RPI 26-50	W-L RECORDS	RPI 51-100	RPI 101-150	RPI 150+				
6- 16	0- 1	0- 3	OVERALL	1- 4	0- 2	5- 6				
4- 6	0- 0	0- 0	HOME	1- 2	0- 1	3- 3				
2- 9	0- 1	0- 3	AWAY	0- 1	0- 1	2- 3				
0- 1	0- 0	0- 0	NEUTRAL	0- 1	0- 0	0- 0				
6- 6	0- 0	0- 1	NON-CONFERENCE	1- 1	0- 2	5- 2				
4- 1	0- 0	0- 0	HOME	1- 0	0- 1	3- 0				
2- 4	0- 0	0- 1	AWAY	0- 0	0- 1	2- 2				
0- 1	0- 0	0- 0	NEUTRAL	0- 1	0- 0	0- 0				
0- 10	0- 1	0- 2	CONFERENCE	0- 3	0- 0	0- 4				
0- 5	0- 0	0- 0	HOME	0- 2	0- 0	0- 3				
0- 5	0- 1	0- 2	AWAY	0- 1	0- 0	0- 1				
0- 0	0- 0	0- 0	NEUTRAL	0- 0	0- 0	0- 0				

RPI S	Opponent	Score	RPI S	Opponent	Score	RPI S	Opponent	Score	RPI S	Opponent	Score	Team's RPI: 239
24	A Duquesne	64 73	34	A St. Bonaventure	41 66	54	N Ball St.	54 81	133	H Buffalo	48 56	
			35	A George Washington	50 67	77	H Hofstra	57 56	142	A Harvard	65 67	
			39	A Duke	46 70	78	A Saint Louis	49 69	152	H Fordham	55 60	
						96	H Saint Joseph's	58 62	177	A George Mason	59 64	
						97	H VCU	66 74	181	A Colorado	63 90	
									196	H Rhode Island	79 80	
									204	H Richmond	68 74	
									211	A Bryant	86 69	
									221	H Hartford	63 57	
									271	A Holy Cross	74 60	
									276	A Central Conn. St.	68 78	
									316	H UMass Lowell	84 58	
									348	H Boston U.	73 56	
LAST 12 Division I GAMES:												
54	N Ball St.	54 81	204	H Richmond	68 74							
152	H Fordham	55 60	78	A Saint Louis	49 69							
24	A Duquesne	64 73	34	A St. Bonaventure	41 66							
177	A George Mason	59 64	96	H Saint Joseph's	58 62							
196	H Rhode Island	79 80	97	H VCU	66 74							
35	A George Washington	50 67	316	H UMass Lowell	84 58							

Non-Div I Games:

Massachusetts

Loss, Non-Conf, S Site, H Home A Away N Neutral

Average RPI Win:	257	WON-LOST	WINNING	LAST 10	STRENGTH OF	OPP. STRENGTH	TEAM	ADJ.	CONF.	ADJ CONF.
Average RPI Loss:	151	RECORD	PCT. RANK	GAMES	SCHEDULE	OF SCHEDULE	RPI	RPI	RPI	RPI
DIV. I ONLY	12- 8	115	2- 1	302	198	172	172	27	27	
DIV. I NON-CONF.	5- 4	138	1- 0	154	67	96	96	26	26	
TOTALS	RPI 1-25	RPI 26-50	W-L RECORDS	RPI 51-100	RPI 101-150	RPI 150+				
12- 8	0- 1	0- 0	OVERALL	0- 3	0- 1	12- 3				
7- 1	0- 0	0- 0	HOME	0- 0	0- 0	7- 1				
4- 7	0- 1	0- 0	AWAY	0- 3	0- 1	4- 2				
1- 0	0- 0	0- 0	NEUTRAL	0- 0	0- 0	1- 0				
5- 4	0- 1	0- 0	NON-CONFERENCE	0- 2	0- 1	5- 0				
2- 0	0- 0	0- 0	HOME	0- 0	0- 0	2- 0				
2- 4	0- 1	0- 0	AWAY	0- 2	0- 1	2- 0				
1- 0	0- 0	0- 0	NEUTRAL	0- 0	0- 0	1- 0				
7- 4	0- 0	0- 0	CONFERENCE	0- 1	0- 0	7- 3				
5- 1	0- 0	0- 0	HOME	0- 0	0- 0	5- 1				
2- 3	0- 0	0- 0	AWAY	0- 1	0- 0	2- 2				
0- 0	0- 0	0- 0	NEUTRAL	0- 0	0- 0	0- 0				

RPI 1-25				RPI 26-50				RPI 51-100				RPI 101+ Team's RPI: 172			
RPI	S	Opponent	Score	RPI	S	Opponent	Score	RPI	S	Opponent	Score	RPI	S	Opponent	Score
4	A	Baylor	46 105					56	A	Chattanooga	53 68	137	A	Ole Miss	56 96
								63	A	Abilene Christian	62 79	156	A	Texas-Arlington	63 57
								80	A	Tulane	55 74	166	A	Louisiana Tech	74 71
												173	H	Northwestern St.	78 74
												234	A	Stephen F. Austin	55 80
												243	A	Houston Baptist	71 64
												244	H	Rice	61 53
												257	H	Sam Houston St.	82 79
												269	N	Dartmouth	78 56
												279	H	La.-Monroe	72 62
												303	H	Southeastern La.	96 79
												310	A	Nicholls St.	81 85
												324	H	Incarinate Word	55 68
												328	H	A&M-Corpus Christi	72 51
												335	A	New Orleans	77 74
												335	H	New Orleans	92 63
LAST 12 Division I GAMES:															
156	A	Texas-Arlington	63 57	324	H	Incarinate Word	55 68								
310	A	Nicholls St.	81 85	257	H	Sam Houston St.	82 79								
335	H	New Orleans	92 63	63	A	Abilene Christian	62 79								
335	A	New Orleans	77 74	328	H	A&M-Corpus Christi	72 51								
303	H	Southeastern La.	96 79	243	A	Houston Baptist	71 64								
173	H	Northwestern St.	78 74	234	A	Stephen F. Austin	55 80								

Non-Div I Games: Loyola (LA) 70 69 Louisiana Col. 73 59 Southern-N.O. 97 61

McNeese St.

Loss, Non-Conf, S Site, H Home A Away N Neutral

Average RPI Win:	177	WON-LOST	WINNING	LAST 10	STRENGTH OF	OPP. STRENGTH	TEAM	ADJ.	CONF.	ADJ CONF.
Average RPI Loss:	96	RECORD	PCT. RANK	GAMES	SCHEDULE	OF SCHEDULE	RPI	RPI	RPI	RPI
DIV. I ONLY	13- 10	139	6- 4	112	73	119	119	8	8	
DIV. I NON-CONF.	6- 5	146	0- 0	144	111	154	154	7	7	
TOTALS	RPI 1-25	RPI 26-50	W-L RECORDS	RPI 51-100	RPI 101-150	RPI 150+				
13- 10	0- 2	1- 1	OVERALL	2- 3	2- 0	8- 4				
10- 4	0- 1	1- 1	HOME	1- 1	2- 0	6- 1				
3- 6	0- 1	0- 0	AWAY	1- 2	0- 0	2- 3				
0- 0	0- 0	0- 0	NEUTRAL	0- 0	0- 0	0- 0				
6- 5	0- 0	0- 1	NON-CONFERENCE	1- 2	2- 0	3- 2				
5- 2	0- 0	0- 1	HOME	0- 1	2- 0	3- 0				
1- 3	0- 0	0- 0	AWAY	1- 1	0- 0	0- 2				
0- 0	0- 0	0- 0	NEUTRAL	0- 0	0- 0	0- 0				
7- 5	0- 2	1- 0	CONFERENCE	1- 1	0- 0	5- 2				
5- 2	0- 1	1- 0	HOME	1- 0	0- 0	3- 1				
2- 3	0- 1	0- 0	AWAY	0- 1	0- 0	2- 1				
0- 0	0- 0	0- 0	NEUTRAL	0- 0	0- 0	0- 0				

RPI 1-25				RPI 26-50				RPI 51-100				RPI 101+ Team's RPI: 119			
RPI	S	Opponent	Score	RPI	S	Opponent	Score	RPI	S	Opponent	Score	RPI	S	Opponent	Score
2	A	UConn	40 83	35	H	George Washington	62 68	60	A	Temple	58 82	105	H	Georgetown	57 53
2	H	UConn	46 86	43	H	South Fla.	88 87	78	H	Saint Louis	57 63	139	H	Southern Ill.	61 58
								80	H	Tulane	83 67	153	H	Illinois	81 75
								82	A	Central Mich.	64 61	158	A	SMU	49 58
								86	A	Minnesota	60 70	171	A	Little Rock	53 61
												178	A	Tulsa	69 58
												178	H	Tulsa	59 65
												191	A	Kansas	63 72
												205	A	Cincinnati	64 47
												205	H	Cincinnati	54 51
												240	H	Houston	74 57
												258	H	UCF	75 59
												275	H	Jacksonville St.	70 55
												338	H	Eastern Ill.	80 49
LAST 12 Division I GAMES:															
205	H	Cincinnati	54 51	2	H	UConn	46 86	178	H	Tulsa	59 65	205	A	Cincinnati	64 47
2	A	UConn	40 83	43	H	South Fla.	88 87	80	H	Tulane	83 67	240	H	Houston	74 57
258	H	UCF	75 59	158	A	SMU	49 58	60	A	Temple	58 82				

Non-Div I Games:

Memphis

■ Loss, 
 ■ Non-Conf, 
 ■ S Site, 
 ■ H Home 
 ■ A Away 
 N Neutral

Average RPI Win:	254	WON-LOST	WINNING	LAST 10	STRENGTH OF	OPP. STRENGTH	TEAM	ADJ.	CONF.	ADJ CONF.
Average RPI Loss:	83	RECORD	PCT. RANK	GAMES	SCHEDULE	OF SCHEDULE	RPI	RPI	RPI	RPI
DIV. I ONLY	16- 6	59	9- 1	265	207	126	126	17	17	
DIV. I NON-CONF.	8- 5	119	3- 0	211	260	149	149	16	16	
TOTALS	RPI 1-25	RPI 26-50	W-L RECORDS	RPI 51-100	RPI 101-150	RPI 150+				
16- 6	0- 1	0- 1	OVERALL	1- 2	1- 2	14- 0				
7- 3	0- 0	0- 0	HOME	1- 1	0- 2	6- 0				
8- 2	0- 1	0- 1	AWAY	0- 0	1- 0	7- 0				
1- 1	0- 0	0- 0	NEUTRAL	0- 1	0- 0	1- 0				
8- 5	0- 1	0- 1	NON-CONFERENCE	0- 2	0- 1	8- 0				
4- 2	0- 0	0- 0	HOME	0- 1	0- 1	4- 0				
3- 2	0- 1	0- 1	AWAY	0- 0	0- 0	3- 0				
1- 1	0- 0	0- 0	NEUTRAL	0- 1	0- 0	1- 0				
8- 1	0- 0	0- 0	CONFERENCE	1- 0	1- 1	6- 0				
3- 1	0- 0	0- 0	HOME	1- 0	0- 1	2- 0				
5- 0	0- 0	0- 0	AWAY	0- 0	1- 0	4- 0				
0- 0	0- 0	0- 0	NEUTRAL	0- 0	0- 0	0- 0				

RPI S	Opponent	Score	RPI S	Opponent	Score	RPI S	Opponent	Score	RPI S	Opponent	Score	Team's RPI: 126
14 A	Florida St.	36 79	28 A	Georgia	44 57	56 H	Chattanooga	67 44	121 A	Samford	63 60	
						78 H	Saint Louis	60 68	139 H	Southern Ill.	52 55	
						90 N	Charlotte	62 72	147 H	ETSU	53 55	
									174 H	Col. of Charleston	66 58	
									216 A	Furman	61 50	
									270 H	Ga. Southern	62 50	
									275 H	Jacksonville St.	46 39	
									284 A	Tennessee Tech	63 47	
									285 A	Kennesaw St.	72 61	
									286 A	UNCG	86 78	
									286 H	UNCG	81 47	
									295 A	Florida A&M	54 50	
									297 H	North Florida	68 54	
									298 A	Western Caro.	92 88	
									298 H	Western Caro.	63 42	
									302 A	Wofford	70 61	
									327 N	Howard	70 53	
LAST 12 Division I GAMES:												
286 H	UNCG	81 47	121 A	Samford	63 60							
298 H	Western Caro.	63 42	298 A	Western Caro.	92 88							
216 A	Furman	61 50	286 A	UNCG	86 78							
302 A	Wofford	70 61	295 A	Florida A&M	54 50							
147 H	ETSU	53 55	297 H	North Florida	68 54							
56 H	Chattanooga	67 44	174 H	Col. of Charleston	66 58							

Non-Div I Games: Faulkner 86 33 Coastal Ga. 87 48

Mercer

Loss, Non-Conf, S Site, H Home A Away N Neutral

Average RPI Win:	158	WON-LOST	WINNING	LAST 10	STRENGTH OF	OPP. STRENGTH	TEAM	ADJ.	CONF.	ADJ CONF.
Average RPI Loss:	35	RECORD	PCT. RANK	GAMES	SCHEDULE	OF SCHEDULE	RPI	RPI	RPI	RPI
DIV. I ONLY	20- 4	19	7- 3	95	56	38	38	5	5	
DIV. I NON-CONF.	12- 1	9	1- 0	197	109	43	43	5	5	
TOTALS	RPI 1-25	RPI 26-50	W-L RECORDS	RPI 51-100	RPI 101-150	RPI 150+				
20- 4	0- 2	3- 1	OVERALL	4- 1	3- 0	10- 0				
12- 2	0- 1	2- 1	HOME	1- 0	2- 0	7- 0				
7- 1	0- 0	0- 0	AWAY	3- 1	1- 0	3- 0				
1- 1	0- 1	1- 0	NEUTRAL	0- 0	0- 0	0- 0				
12- 1	0- 1	1- 0	NON-CONFERENCE	2- 0	0- 0	9- 0				
8- 0	0- 0	0- 0	HOME	1- 0	0- 0	7- 0				
3- 0	0- 0	0- 0	AWAY	1- 0	0- 0	2- 0				
1- 1	0- 1	1- 0	NEUTRAL	0- 0	0- 0	0- 0				
8- 3	0- 1	2- 1	CONFERENCE	2- 1	3- 0	1- 0				
4- 2	0- 1	2- 1	HOME	0- 0	2- 0	0- 0				
4- 1	0- 0	0- 0	AWAY	2- 1	1- 0	1- 0				
0- 0	0- 0	0- 0	NEUTRAL	0- 0	0- 0	0- 0				

RPI 1-25				RPI 26-50				Team's RPI: 38				RPI 51-100				RPI 101+			
RPI	S	Opponent	Score	RPI	S	Opponent	Score	RPI	S	Opponent	Score	RPI	S	Opponent	Score	RPI	S	Opponent	Score
4	N	Baylor	81 88	27	H	Syracuse	51 57	90	A	Charlotte	77 70	106	A	North Carolina	76 61				
14	H	Florida St.	58 69	39	H	Duke	61 53	94	A	Virginia	56 76	128	H	Wake Forest	71 60				
				40	H	North Carolina St.	73 44	94	A	Virginia Tech	57 45	145	H	Pittsburgh	79 55				
				41	N	Indiana	89 75	99	H	Wright St.	80 67	153	H	Illinois	73 64				
								100	A	Boston College	67 62	154	A	Loyola Chicago	77 50				
												157	A	Old Dominion	61 35				
												175	H	Milwaukee	77 38				
												237	A	Clemson	83 49				
												248	H	Bethune-Cookman	55 47				
												253	H	Coppin St.	78 59				
												278	H	La Salle	86 58				
												306	H	FIU	83 55				
												316	H	UMass Lowell	84 53				
LAST 12 Division I GAMES:																			
				39	H	Duke	61 53	128	H	Wake Forest	71 60								
				100	A	Boston College	67 62	237	A	Clemson	83 49								
				27	H	Syracuse	51 57	145	H	Pittsburgh	79 55								
				94	A	Virginia Tech	57 45	94	A	Virginia	56 76								
				14	H	Florida St.	58 69	40	H	North Carolina St.	73 44								
				106	A	North Carolina	76 61	306	H	FIU	83 55								

Non-Div I Games:

Miami (FL)

■ Loss, 
■ Non-Conf, S Site, 
■ Home 
■ Away 
N Neutral

Team (Only)				Through Games Of Feb. 9, 1918						
Average RPI Win: 260	WON-LOST	WINNING	LAST 10	STRENGTH OF	OPP. STRENGTH	TEAM	ADJ.	CONF.	ADJ CONF.	
Average RPI Loss: 122	RECORD	PCT. RANK	GAMES	SCHEDULE	OF SCHEDULE	RPI	RPI	RPI	RPI	
DIV. I ONLY	9- 12	208	3- 7	242	156	251	251	11	11	
DIV. I NON-CONF.	6- 5	146	1- 1	301	201	232	232	13	13	
-----										
TOTALS	RPI 1-25	RPI 26-50	W-L RECORDS		RPI 51-100	RPI 101-150	RPI 150+			
9- 12	0- 0	0- 0	OVERALL		0- 5	1- 4	8- 3			
7- 5	0- 0	0- 0	HOME		0- 1	1- 2	6- 2			
1- 7	0- 0	0- 0	AWAY		0- 4	0- 2	1- 1			
1- 0	0- 0	0- 0	NEUTRAL		0- 0	0- 0	1- 0			
6- 5	0- 0	0- 0	NON-CONFERENCE		0- 2	0- 1	6- 2			
4- 2	0- 0	0- 0	HOME		0- 0	0- 1	4- 1			
1- 3	0- 0	0- 0	AWAY		0- 2	0- 0	1- 1			
1- 0	0- 0	0- 0	NEUTRAL		0- 0	0- 0	1- 0			
3- 7	0- 0	0- 0	CONFERENCE		0- 3	1- 3	2- 1			
3- 3	0- 0	0- 0	HOME		0- 1	1- 1	2- 1			
0- 4	0- 0	0- 0	AWAY		0- 2	0- 2	0- 0			
0- 0	0- 0	0- 0	NEUTRAL		0- 0	0- 0	0- 0			

RPI 1-25				RPI 26-50				RPI 51-100				RPI 101+				Team's RPI: 251	
RPI	S	Opponent	Score	RPI	S	Opponent	Score	RPI	S	Opponent	Score	RPI	S	Opponent	Score		
								54	A	Ball St.	41 66	107	A	Akron	65 77		
								76	A	Michigan	55 97	109	H	Toledo	50 55		
								82	A	Central Mich.	54 77	123	A	Western Mich.	66 80		
								82	H	Central Mich.	58 72	133	H	Buffalo	69 58		
								91	A	UT Martin	47 74	144	H	Northern Ky.	57 71		
												162	A	Fla. Atlantic	65 68		
												203	H	Oakland	65 54		
												207	A	Valparaiso	75 72		
												208	H	Eastern Ky.	72 77		
												231	H	Bowling Green	58 64		
												256	H	Northern Ill.	66 60		
												266	H	Austin Peay	75 60		
												296	H	Morehead St.	59 57		
												319	H	Evansville	91 85		
												325	N	LIU Brooklyn	68 49		
												332	H	Kent St.	55 52		
LAST 12 Division I GAMES:																	
				107	A	Akron	65 77	109	H	Toledo	50 55						
				332	H	Kent St.	55 52	54	A	Ball St.	41 66						
				82	A	Central Mich.	54 77	256	H	Northern Ill.	66 60						
				133	H	Buffalo	69 58	231	H	Bowling Green	58 64						
				82	H	Central Mich.	58 72	162	A	Fla. Atlantic	65 68						
				123	A	Western Mich.	66 80	325	N	LIU Brooklyn	68 49						

Non-Div I Games:

Miami (OH)

Loss, Non-Conf, S Site, H Home A Away N Neutral

## Michigan

Through Games Of Feb. 8, 2016

Average RPI Win:	158	WON-LOST	WINNING	LAST 10	STRENGTH OF	OPP. STRENGTH	TEAM	ADJ.	CONF.	ADJ CONF.
Average RPI Loss:	41	RECORD	PCT. RANK	GAMES	SCHEDULE	OF SCHEDULE	RPI	RPI	RPI	RPI
DIV. I ONLY	13- 10	139	5- 5	20	59	76	76	4	4	
DIV. I NON-CONF.	8- 3	77	0- 0	80	194	72	72	3	3	
TOTALS	RPI 1-25	RPI 26-50	W-L RECORDS	RPI 51-100	RPI 101-150	RPI 150+				
13- 10	0- 4	1- 4	OVERALL	2- 1	2- 1	8- 0				
10- 5	0- 3	1- 1	HOME	1- 1	2- 0	6- 0				
3- 5	0- 1	0- 3	AWAY	1- 0	0- 1	2- 0				
0- 0	0- 0	0- 0	NEUTRAL	0- 0	0- 0	0- 0				
8- 3	0- 1	0- 1	NON-CONFERENCE	0- 0	2- 1	6- 0				
7- 1	0- 1	0- 0	HOME	0- 0	2- 0	5- 0				
1- 2	0- 0	0- 1	AWAY	0- 0	0- 1	1- 0				
0- 0	0- 0	0- 0	NEUTRAL	0- 0	0- 0	0- 0				
5- 7	0- 3	1- 3	CONFERENCE	2- 1	0- 0	2- 0				
3- 4	0- 2	1- 1	HOME	1- 1	0- 0	1- 0				
2- 3	0- 1	0- 2	AWAY	1- 0	0- 0	1- 0				
0- 0	0- 0	0- 0	NEUTRAL	0- 0	0- 0	0- 0				

RPI S	Opponent	Score	RPI S	Opponent	Score	RPI S	Opponent	Score	RPI S	Opponent	Score
5	H Ohio St.	93 97	41	A Indiana	69 77	73	H Nebraska	81 93	111	A Eastern Mich.	63 64
9	H UCLA	77 86	46	A Princeton	57 74	86	A Minnesota	93 86	135	H Xavier	92 54
11	H Maryland	67 74	47	H Purdue	63 65	86	H Minnesota	92 76	145	H Pittsburgh	82 45
13	A Michigan St.	64 85	50	A Iowa	69 85				153	H Illinois	96 83
			50	H Iowa	82 75				155	A Penn St.	91 87
									158	H Oral Roberts	61 44
									161	A Detroit	88 61
									212	H Binghamton	90 62
									221	H Hartford	83 47
									235	H USC Upstate	119 61
									251	H Miami (OH)	97 55
LAST 12 Division I GAMES:											
153	H Illinois	96 83	155	A Penn St.	91 87						
13	A Michigan St.	64 85	11	H Maryland	67 74						
86	H Minnesota	92 76	86	A Minnesota	93 86						
50	A Iowa	69 85	50	H Iowa	82 75						
73	H Nebraska	81 93	41	A Indiana	69 77						
5	H Ohio St.	93 97	47	H Purdue	63 65						

Non-Div I Games:

Michigan

■ Loss, 
 ■ Non-Conf, 
 ■ S Site, 
 ■ H Home 
 ■ A Away 
 N Neutral

Average RPI Win:	123	WON-LOST	WINNING	LAST 10	STRENGTH OF	OPP. STRENGTH	TEAM	ADJ.	CONF.	ADJ CONF.
Average RPI Loss:	16	RECORD	PCT. RANK	GAMES	SCHEDULE	OF SCHEDULE	RPI	RPI	RPI	RPI
DIV. I ONLY	18- 5	37	3- 1	45	10	13	13	4	4	
DIV. I NON-CONF.	9- 2	37	0- 0	69	44	32	32	3	3	
TOTALS	RPI 1-25	RPI 26-50	W-L RECORDS	RPI 51-100	RPI 101-150	RPI 150+				
18- 5	0- 4	5- 1	OVERALL	2- 0	3- 0	8- 0				
11- 1	0- 1	4- 0	HOME	2- 0	2- 0	3- 0				
6- 3	0- 2	1- 1	AWAY	0- 0	1- 0	4- 0				
1- 1	0- 1	0- 0	NEUTRAL	0- 0	0- 0	1- 0				
9- 2	0- 2	1- 0	NON-CONFERENCE	0- 0	1- 0	7- 0				
5- 1	0- 1	1- 0	HOME	0- 0	1- 0	3- 0				
3- 0	0- 0	0- 0	AWAY	0- 0	0- 0	3- 0				
1- 1	0- 1	0- 0	NEUTRAL	0- 0	0- 0	1- 0				
9- 3	0- 2	4- 1	CONFERENCE	2- 0	2- 0	1- 0				
6- 0	0- 0	3- 0	HOME	2- 0	1- 0	0- 0				
3- 3	0- 2	1- 1	AWAY	0- 0	1- 0	1- 0				
0- 0	0- 0	0- 0	NEUTRAL	0- 0	0- 0	0- 0				

RPI 1-25				Team's RPI: 13		RPI 26-50				RPI 51-100				RPI 101+			
RPI	S	Opponent	Score	RPI	S	Opponent	Score	RPI	S	Opponent	Score	RPI	S	Opponent	Score		
4	N	Baylor	76 84	28	H	Georgia	66 45	76	H	Michigan	85 64	123	H	Western Mich.	78 40		
5	A	Ohio St.	80 85	41	A	Indiana	65 81	85	H	Northwestern	74 51	141	A	Wisconsin	77 54		
11	A	Maryland	76 85	42	H	Rutgers	59 48					141	H	Wisconsin	77 67		
18	H	Louisville	78 85	47	H	Purdue	68 56					154	H	Loyola Chicago	76 47		
				50	A	Iowa	74 69					155	A	Penn St.	71 55		
				50	H	Iowa	80 73					161	H	Detroit	81 42		
												165	A	Davidson	73 44		
												195	A	Northeastern	77 51		
												200	H	Idaho St.	79 60		
												203	A	Oakland	82 62		
												205	N	Cincinnati	103 63		
LAST 12 Division I GAMES:																	
		11	A	Maryland	76 85	50	H	Iowa	80 73								
		50	A	Iowa	74 69	41	A	Indiana	65 81								
		76	H	Michigan	85 64	85	H	Northwestern	74 51								
		141	A	Wisconsin	77 54	155	A	Penn St.	71 55								
		47	H	Purdue	68 56	141	H	Wisconsin	77 67								
		42	H	Rutgers	59 48	5	A	Ohio St.	80 85								

Non-Div I Games:

Michigan St.



Average RPI Win:	187	WON-LOST	WINNING	LAST 10	STRENGTH OF	OPP. STRENGTH	TEAM	ADJ.	CONF.	ADJ CONF.
Average RPI Loss:	80	RECORD	PCT. RANK	GAMES	SCHEDULE	OF SCHEDULE	RPI	RPI	RPI	RPI
DIV. I ONLY	15- 7	81	8- 2	132	91	79	79	12	12	
DIV. I NON-CONF.	6- 5	146	0- 1	120	81	122	122	10	10	
TOTALS	RPI 1-25	RPI 26-50	W-L RECORDS	RPI 51-100	RPI 101-150	RPI 150+				
15- 7	0- 2	0- 1	OVERALL	3- 2	3- 1	9- 1				
7- 3	0- 1	0- 0	HOME	3- 1	2- 0	2- 1				
8- 3	0- 0	0- 1	AWAY	0- 0	1- 0	7- 0				
0- 1	0- 0	0- 0	NEUTRAL	0- 0	0- 1	0- 0				
6- 5	0- 1	0- 1	NON-CONFERENCE	1- 2	2- 1	3- 0				
3- 2	0- 1	0- 0	HOME	1- 1	1- 0	1- 0				
3- 2	0- 0	0- 1	AWAY	0- 1	1- 0	2- 0				
0- 1	0- 0	0- 0	NEUTRAL	0- 0	0- 1	0- 0				
9- 2	0- 1	0- 0	CONFERENCE	2- 0	1- 0	6- 1				
4- 1	0- 0	0- 0	HOME	2- 0	1- 0	1- 1				
5- 1	0- 1	0- 0	AWAY	0- 0	0- 0	5- 0				
0- 0	0- 0	0- 0	NEUTRAL	0- 0	0- 0	0- 0				

RPI 1-25				RPI 26-50				RPI 51-100 Team's RPI: 79				RPI 101+			
RPI	S	Opponent	Score	RPI	S	Opponent	Score	RPI	S	Opponent	Score	RPI	S	Opponent	Score
23	H	Kentucky	52 68	31	A	Ohio	49 72	57	H	Western Ky.	83 75	134	H	Marshall	65 54
25	A	UTEP	73 84					82	A	Central Mich.	59 81	135	A	Xavier	62 53
								87	H	Missouri St.	70 54	137	H	Ole Miss	84 75
								90	H	Charlotte	72 67	149	N	Alabama	46 64
								94	H	Virginia	66 70	157	H	Old Dominion	58 61
												162	A	Fla. Atlantic	83 73
												169	H	UAB	68 40
												201	A	North Texas	76 52
												228	A	UTSA	74 63
												244	A	Rice	61 60
												266	A	Austin Peay	86 55
												284	H	Tennessee Tech	69 53
												306	A	FIU	85 62
												312	A	Nevada	90 46
LAST 12 Division I GAMES:															
306	A	FIU	85 62	157	H	Old Dominion	58 61								
162	A	Fla. Atlantic	83 73	90	H	Charlotte	72 67								
57	H	Western Ky.	83 75	228	A	UTSA	74 63								
134	H	Marshall	65 54	25	A	UTEP	73 84								
244	A	Rice	61 60	169	H	UAB	68 40								
201	A	North Texas	76 52	31	A	Ohio	49 72								

Non-Div I Games:

Middle Tenn.

■ Loss, 
 ■ Non-Conf, S Site, 
 ■ Home 
 ■ Away 
 N Neutral

Average RPI Win:	252	WON-LOST	WINNING	LAST 10	STRENGTH OF	OPP. STRENGTH	TEAM	ADJ.	CONF.	ADJ CONF.
Average RPI Loss:	111	RECORD	PCT. RANK	GAMES	SCHEDULE	OF SCHEDULE	RPI	RPI	RPI	RPI
DIV. I ONLY	12- 9	128	7- 3	258	155	175	175	14	14	
DIV. I NON-CONF.	6- 5	146	2- 0	346	200	271	271	15	15	
TOTALS	RPI 1-25	RPI 26-50	W-L RECORDS	RPI 51-100	RPI 101-150	RPI 150+				
12- 9	0- 2	0- 1	OVERALL	1- 2	1- 1	10- 3				
6- 4	0- 1	0- 0	HOME	0- 1	0- 0	6- 2				
5- 5	0- 1	0- 1	AWAY	1- 1	1- 1	3- 1				
1- 0	0- 0	0- 0	NEUTRAL	0- 0	0- 0	1- 0				
6- 5	0- 0	0- 1	NON-CONFERENCE	0- 2	0- 0	6- 2				
3- 2	0- 0	0- 0	HOME	0- 1	0- 0	3- 1				
2- 3	0- 0	0- 1	AWAY	0- 1	0- 0	2- 1				
1- 0	0- 0	0- 0	NEUTRAL	0- 0	0- 0	1- 0				
6- 4	0- 2	0- 0	CONFERENCE	1- 0	1- 1	4- 1				
3- 2	0- 1	0- 0	HOME	0- 0	0- 0	3- 1				
3- 2	0- 1	0- 0	AWAY	1- 0	1- 1	1- 0				
0- 0	0- 0	0- 0	NEUTRAL	0- 0	0- 0	0- 0				

RPI 1-25				RPI 26-50				RPI 51-100				RPI 101+ Team's RPI: 175			
RPI	S	Opponent	Score	RPI	S	Opponent	Score	RPI	S	Opponent	Score	RPI	S	Opponent	Score
20	A	Green Bay	46 69	38	A	Miami (FL)	38 77	84	H	Marquette	81 101	124	A	Youngstown St.	67 69
20	H	Green Bay	42 63					85	A	Northwestern	44 69	144	A	Northern Ky.	86 60
								99	A	Wright St.	82 60	161	H	Detroit	79 89
												162	A	Fla. Atlantic	67 71
												203	H	Oakland	77 64
												207	H	Valparaiso	82 60
												220	H	Ill.-Chicago	54 53
												256	H	Northern Ill.	73 58
												278	N	La Salle	69 53
												301	A	Cleveland St.	62 46
												305	H	Denver	49 56
												307	H	UMKC	70 48
												333	H	IPFW	73 60
												338	A	Eastern Ill.	82 71
												339	A	Chicago St.	55 48
LAST 12 Division I GAMES:															
20	A	Green Bay	46 69	220	H	Ill.-Chicago	54 53	301	A	Cleveland St.	62 46				
203	H	Oakland	77 64					124	A	Youngstown St.	67 69				
161	H	Detroit	79 89					339	A	Chicago St.	55 48				
144	A	Northern Ky.	86 60					20	H	Green Bay	42 63				
99	A	Wright St.	82 60					333	H	IPFW	73 60				
207	H	Valparaiso	82 60												

Non-Div I Games:

Milwaukee

■ Loss, 
■ Non-Conf, S Site, 
■ Home 
■ Away 
N Neutral

Average RPI Win:	165	WON-LOST	WINNING	LAST 10	STRENGTH OF	OPP. STRENGTH	TEAM	ADJ.	CONF.	ADJ CONF.
Average RPI Loss:	75	RECORD	PCT. RANK	GAMES	SCHEDULE	OF SCHEDULE	RPI	RPI	RPI	RPI
DIV. I ONLY	16- 7	71	7- 3	171	25	86	86	4	4	
DIV. I NON-CONF.	8- 3	77	0- 0	252	174	142	142	3	3	
TOTALS	RPI 1-25	RPI 26-50	W-L RECORDS	RPI 51-100	RPI 101-150	RPI 150+				
16- 7	0- 0	2- 3	OVERALL	3- 3	3- 0	8- 1				
11- 2	0- 0	2- 0	HOME	2- 1	2- 0	5- 1				
4- 4	0- 0	0- 3	AWAY	1- 1	1- 0	2- 0				
1- 1	0- 0	0- 0	NEUTRAL	0- 1	0- 0	1- 0				
8- 3	0- 0	0- 1	NON-CONFERENCE	1- 1	2- 0	5- 1				
6- 1	0- 0	0- 0	HOME	1- 0	2- 0	3- 1				
1- 1	0- 0	0- 1	AWAY	0- 0	0- 0	1- 0				
1- 1	0- 0	0- 0	NEUTRAL	0- 1	0- 0	1- 0				
8- 4	0- 0	2- 2	CONFERENCE	2- 2	1- 0	3- 0				
5- 1	0- 0	2- 0	HOME	1- 1	0- 0	2- 0				
3- 3	0- 0	0- 2	AWAY	1- 1	1- 0	1- 0				
0- 0	0- 0	0- 0	NEUTRAL	0- 0	0- 0	0- 0				

RPI S	Opponent	Score	RPI S	Opponent	Score	RPI S	Opponent	Score	RPI S	Opponent	Score
39	A Duke	64 84	41	H Indiana	78 76	55	N Auburn	79 81	119	H Memphis	70 60
42	A Rutgers	55 66	42	H Rutgers	85 72	76	A Michigan	76 92	127	H North Dakota	57 47
47	A Purdue	72 84	47	A Purdue	72 84	76	H Michigan	86 93	141	A Wisconsin	84 77
						85	A Northwestern	112 106	153	A Illinois	106 75
						85	H Northwestern	95 92	153	H Illinois	82 77
						88	H Maine	91 64	155	H Penn St.	98 85
									179	N Stetson	72 69
									189	H New Mexico	53 72
									290	H Towson	105 86
									302	H Wofford	98 54
									332	A Kent St.	85 73
									341	H NJIT	83 50
LAST 12 Division I GAMES:											
85	A Northwestern	112 106	41	H Indiana	78 76						
42	H Rutgers	85 72	47	A Purdue	72 84						
76	A Michigan	76 92	76	H Michigan	86 93						
153	H Illinois	82 77	153	A Illinois	106 75						
141	A Wisconsin	84 77	155	H Penn St.	98 85						
85	H Northwestern	95 92	42	A Rutgers	55 66						

Non-Div I Games:

Minnesota

■ Loss, 
 ■ Non-Conf, S Site, 
 ■ Home 
 ■ Away 
 N Neutral

## Mississippi St.

Through Games Of Feb. 8, 2016

Average RPI Win:	153	WON-LOST	WINNING	LAST 10	STRENGTH OF	OPP. STRENGTH	TEAM	ADJ.	CONF.	ADJ CONF.
Average RPI Loss:	18	RECORD	PCT. RANK	GAMES	SCHEDULE	OF SCHEDULE	RPI	RPI	RPI	RPI
DIV. I ONLY	21- 4	18	7- 3	73	65	22	22	2	2	
DIV. I NON-CONF.	13- 1	8	1- 0	210	244	46	46	2	2	
TOTALS	RPI 1-25	RPI 26-50	W-L RECORDS	RPI 51-100	RPI 101-150	RPI 150+				
21- 4	2- 2	2- 2	OVERALL	2- 0	7- 0	8- 0				
13- 1	1- 1	1- 0	HOME	1- 0	4- 0	6- 0				
4- 3	1- 1	0- 2	AWAY	0- 0	2- 0	1- 0				
4- 0	0- 0	1- 0	NEUTRAL	1- 0	1- 0	1- 0				
13- 1	0- 1	1- 0	NON-CONFERENCE	1- 0	3- 0	8- 0				
8- 0	0- 0	0- 0	HOME	0- 0	2- 0	6- 0				
1- 1	0- 1	0- 0	AWAY	0- 0	0- 0	1- 0				
4- 0	0- 0	1- 0	NEUTRAL	1- 0	1- 0	1- 0				
8- 3	2- 1	1- 2	CONFERENCE	1- 0	4- 0	0- 0				
5- 1	1- 1	1- 0	HOME	1- 0	2- 0	0- 0				
3- 2	1- 0	0- 2	AWAY	0- 0	2- 0	0- 0				
0- 0	0- 0	0- 0	NEUTRAL	0- 0	0- 0	0- 0				

RPI 1-25				RPI 26-50				RPI 51-100				RPI 101+			
RPI	S	Opponent	Score	RPI	S	Opponent	Score	RPI	S	Opponent	Score	RPI	S	Opponent	Score
3	H	South Carolina	51 57	28	A	Georgia	43 47	55	H	Auburn	60 45	116	A	LSU	71 52
8	A	Texas	47 53	32	A	Missouri	54 66	72	N	FGCU	65 60	121	H	Samford	68 47
15	H	Tennessee	65 63	32	H	Missouri	52 42					123	N	Western Mich.	90 68
21	A	Florida	76 70	43	N	South Fla.	68 58					131	A	Arkansas	65 55
												131	H	Arkansas	80 55
												137	H	Ole Miss	79 51
												138	H	Southern Miss.	78 65
												158	N	SMU	72 70
												166	A	Louisiana Tech	93 63
												230	H	Grambling	107 43
												242	H	Tennessee St.	82 54
												293	H	Savannah St.	92 25
												303	H	Southeastern La.	81 41
												346	H	Norfolk St.	92 34
												347	H	Mississippi Val.	109 37
LAST 12 Division I GAMES:															
				32	H	Missouri	52 42	137	H	Ole Miss	79 51				
				116	A	LSU	71 52	32	A	Missouri	54 66				
				131	A	Arkansas	65 55	131	H	Arkansas	80 55				
				15	H	Tennessee	65 63	55	H	Auburn	60 45				
				3	H	South Carolina	51 57	21	A	Florida	76 70				
				28	A	Georgia	43 47	43	N	South Fla.	68 58				

Non-Div I Games:

Mississippi St.

■ Loss, 
 ■ Non-Conf, S Site, 
 ■ Home 
 ■ Away 
 N Neutral

Mississippi Valley				Through Games of Feb. 9, 1918						
Average RPI Win:	336	WON-LOST	WINNING	LAST 10	STRENGTH OF	OPP. STRENGTH	TEAM	ADJ.	CONF.	ADJ CONF.
Average RPI Loss:	218	RECORD	PCT. RANK	GAMES	SCHEDULE	OF SCHEDULE	RPI	RPI	RPI	RPI
DIV. I ONLY	1- 18	348	0- 10	317	320	347	347	32	32	
DIV. I NON-CONF.	0- 8	338	0- 1	148	82	317	317	31	31	
TOTALS	RPI 1-25		RPI 26-50	W-L RECORDS	RPI 51-100		RPI 101-150		RPI 150+	
1- 18	0- 1		0- 0	OVERALL	0- 1		0- 4		1- 12	
1- 6	0- 0		0- 0	HOME	0- 0		0- 0		1- 6	
0- 11	0- 1		0- 0	AWAY	0- 1		0- 4		0- 5	
0- 1	0- 0		0- 0	NEUTRAL	0- 0		0- 0		0- 1	
0- 8	0- 1		0- 0	NON-CONFERENCE	0- 1		0- 4		0- 2	
0- 0	0- 0		0- 0	HOME	0- 0		0- 0		0- 0	
0- 7	0- 1		0- 0	AWAY	0- 1		0- 4		0- 1	
0- 1	0- 0		0- 0	NEUTRAL	0- 0		0- 0		0- 1	
1- 10	0- 0		0- 0	CONFERENCE	0- 0		0- 0		1- 10	
1- 6	0- 0		0- 0	HOME	0- 0		0- 0		1- 6	
0- 4	0- 0		0- 0	AWAY	0- 0		0- 0		0- 4	
0- 0	0- 0		0- 0	NEUTRAL	0- 0		0- 0		0- 0	

RPI 1-25				RPI 26-50				RPI 51-100				RPI 101+				Team's RPI: 347	
RPI	S	Opponent	Score	RPI	S	Opponent	Score	RPI	S	Opponent	Score	RPI	S	Opponent	Score		
22	A	Mississippi St.	37 109					58	A	Vanderbilt	39 89	131	A	Arkansas	46 86		
												137	A	Ole Miss	61 97		
												138	A	Southern Miss.	55 71		
												149	A	Alabama	35 98		
												169	A	UAB	33 80		
												176	H	Southern U.	36 99		
												230	H	Grambling	52 65		
												236	A	Texas Southern	38 76		
												272	A	Prairie View	57 80		
												282	A	Alabama St.	50 100		
												282	H	Alabama St.	51 79		
												310	N	Nicholls St.	54 63		
												318	H	Alcorn	66 81		
												329	H	Jackson St.	46 72		
												336	H	Ark.-Pine Bluff	62 60		
												345	A	Alabama A&M	68 79		
												345	H	Alabama A&M	74 84		
LAST 12 Division I GAMES:																	
345	H	Alabama A&M	74 84	176	H	Southern U.	36 99										
282	H	Alabama St.	51 79	318	H	Alcorn	66 81										
230	H	Grambling	52 65	345	A	Alabama A&M	68 79										
329	H	Jackson St.	46 72	282	A	Alabama St.	50 100										
272	A	Prairie View	57 80	336	H	Ark.-Pine Bluff	62 60										
236	A	Texas Southern	38 76	131	A	Arkansas	46 86										

Non-Div I Games:	Philander Smith	64	53	Blue Mountain	72	67
------------------	-----------------	----	----	---------------	----	----

Mississippi Val.

Loss, Non-Conf, S Site, H Home A Away N Neutral

Average RPI Win: 152		WON-LOST	WINNING	LAST 10	STRENGTH OF	OPP. STRENGTH	TEAM	ADJ.	CONF.	ADJ CONF.
Average RPI Loss: 36		RECORD	PCT. RANK	GAMES	SCHEDULE	OF SCHEDULE	RPI	RPI	RPI	RPI
DIV. I ONLY		18- 6	45	5- 5	62	33	32	32	2	2
DIV. I NON-CONF.		13- 0	1	1- 0	237	135	31	31	2	2
TOTALS		RPI 1-25	RPI 26-50		W-L RECORDS		RPI 51-100	RPI 101-150	RPI 150+	
18- 6	2- 4	2- 1		OVERALL		2- 0	3- 1	9- 0		
11- 2	2- 1	0- 1		HOME		1- 0	2- 0	6- 0		
6- 4	0- 1	2- 0		AWAY		1- 0	1- 0	2- 0		
1- 0	0- 0	0- 0		NEUTRAL		0- 0	0- 0	1- 0		
13- 0	0- 0	1- 0		NON-CONFERENCE		2- 0	1- 0	9- 0		
8- 0	0- 0	0- 0		HOME		1- 0	1- 0	6- 0		
4- 0	0- 0	1- 0		AWAY		1- 0	0- 0	2- 0		
1- 0	0- 0	0- 0		NEUTRAL		0- 0	0- 0	1- 0		
5- 6	2- 4	1- 1		CONFERENCE		0- 0	2- 1	0- 0		
3- 2	2- 1	0- 1		HOME		0- 0	1- 0	0- 0		
2- 4	0- 3	1- 0		AWAY		0- 0	1- 1	0- 0		
0- 0	0- 0	0- 0		NEUTRAL		0- 0	0- 0	0- 0		

RPI 1-25				RPI 26-50				Team's RPI: 32				RPI 51-100				RPI 101+			
RPI	S	Opponent	Score	RPI	S	Opponent	Score	RPI	S	Opponent	Score	RPI	S	Opponent	Score	RPI	S	Opponent	Score
3	A	South Carolina	58 83	28	A	Georgia	54 48	87	A	Missouri St.	71 55	116	H	LSU	52 46				
15	H	Tennessee	55 71	28	H	Georgia	50 65	90	H	Charlotte	88 71	128	H	Wake Forest	94 81				
17	A	Texas A&M	77 81	48	A	St. Mary's (CA)	95 78					131	A	Arkansas	52 64				
21	H	Florida	79 64									137	A	Ole Miss	60 46				
22	A	Mississippi St.	42 52									151	H	SIUE	75 46				
22	H	Mississippi St.	66 54									181	A	Colorado	79 75				
												187	H	Texas St.	82 56				
												195	N	Northeastern	69 56				
												199	H	Southeast Mo. St.	74 32				
												245	H	Loyola Marymount	80 48				
												273	H	Lamar	91 57				
												291	A	Wichita St.	57 37				
												336	H	Ark.-Pine Bluff	85 34				
LAST 12 Division I GAMES:																			
22	A	Mississippi St.	42 52	131	A	Arkansas	52 64												
28	H	Georgia	50 65	22	H	Mississippi St.	66 54												
137	A	Ole Miss	60 46	3	A	South Carolina	58 83												
116	H	LSU	52 46	28	A	Georgia	54 48												
21	H	Florida	79 64	15	H	Tennessee	55 71												
17	A	Texas A&M	77 81	90	H	Charlotte	88 71												

Non-Div I Games:

Missouri

■ Loss, 
 ■ Non-Conf, S Site, 
 ■ Home 
 ■ Away 
 N Neutral

Average RPI Win:	207	WON-LOST	WINNING	LAST 10	STRENGTH OF	OPP. STRENGTH	TEAM	ADJ.	CONF.	ADJ CONF.
Average RPI Loss:	69	RECORD	PCT. RANK	GAMES	SCHEDULE	OF SCHEDULE	RPI	RPI	RPI	RPI
DIV. I ONLY	14- 8	101	7- 3	105	127	87	87	21	21	
DIV. I NON-CONF.	6- 5	146	1- 0	30	37	78	78	17	17	
TOTALS	RPI 1-25	RPI 26-50	W-L RECORDS	RPI 51-100	RPI 101-150	RPI 150+				
14- 8	0- 2	0- 1	OVERALL	0- 4	4- 1	10- 0				
4- 4	0- 1	0- 1	HOME	0- 1	1- 1	3- 0				
9- 2	0- 0	0- 0	AWAY	0- 2	3- 0	6- 0				
1- 2	0- 1	0- 0	NEUTRAL	0- 1	0- 0	1- 0				
6- 5	0- 2	0- 1	NON-CONFERENCE	0- 2	2- 0	4- 0				
2- 2	0- 1	0- 1	HOME	0- 0	0- 0	2- 0				
3- 1	0- 0	0- 0	AWAY	0- 1	2- 0	1- 0				
1- 2	0- 1	0- 0	NEUTRAL	0- 1	0- 0	1- 0				
8- 3	0- 0	0- 0	CONFERENCE	0- 2	2- 1	6- 0				
2- 2	0- 0	0- 0	HOME	0- 1	1- 1	1- 0				
6- 1	0- 0	0- 0	AWAY	0- 1	1- 0	5- 0				
0- 0	0- 0	0- 0	NEUTRAL	0- 0	0- 0	0- 0				

RPI 1-25				RPI 26-50				RPI 51-100 Team's RPI: 87				RPI 101+			
RPI	S	Opponent	Score	RPI	S	Opponent	Score	RPI	S	Opponent	Score	RPI	S	Opponent	Score
6	N	Stanford	65 82	32	H	Missouri	55 71	79	A	Middle Tenn.	54 70	131	A	Arkansas	69 54
16	H	Oklahoma St.	55 74					88	N	Maine	65 69	132	A	UNI	78 75
								98	A	Drake	72 95	132	H	UNI	60 65
								98	H	Drake	75 82	137	A	Ole Miss	91 78
												139	H	Southern Ill.	82 77
												154	A	Loyola Chicago	73 62
												158	H	Oral Roberts	72 64
												171	A	Little Rock	64 58
												185	N	Marist	77 45
												208	H	Eastern Ky.	87 63
												247	A	Indiana St.	59 51
												291	A	Wichita St.	77 57
												314	A	Bradley	55 44
												315	A	Illinois St.	73 51
												319	H	Evansville	77 70
LAST 12 Division I GAMES:															
		98	A	Drake	72	95				314	A	Bradley	55	44	
		132	A	UNI	78	75				132	H	UNI	60	65	
		291	A	Wichita St.	77	57				98	H	Drake	75	82	
		139	H	Southern Ill.	82	77				247	A	Indiana St.	59	51	
		319	H	Evansville	77	70				315	A	Illinois St.	73	51	
		154	A	Loyola Chicago	73	62				171	A	Little Rock	64	58	

Non-Div I Games: MidAmerica Naz. 88 61

Missouri St.

■ Loss, 
 ■ Non-Conf, S Site, 
 ■ Home 
 ■ Away 
 N Neutral

Average RPI Win:	248	WON-LOST	WINNING	LAST 10	STRENGTH OF	OPP. STRENGTH	TEAM	ADJ.	CONF.	ADJ CONF.
Average RPI Loss:	193	RECORD	PCT. RANK	GAMES	SCHEDULE	OF SCHEDULE	RPI	RPI	RPI	RPI
DIV. I ONLY	8- 15	252	4- 6	279	295	288	288	23	23	
DIV. I NON-CONF.	2- 7	280	0- 0	316	329	334	334	24	24	
TOTALS	RPI 1-25	RPI 26-50	W-L RECORDS	RPI 51-100	RPI 101-150	RPI 150+				
8- 15	0- 0	0- 1	OVERALL	0- 0	1- 4	7- 10				
6- 6	0- 0	0- 0	HOME	0- 0	1- 2	5- 4				
2- 9	0- 0	0- 1	AWAY	0- 0	0- 2	2- 6				
0- 0	0- 0	0- 0	NEUTRAL	0- 0	0- 0	0- 0				
2- 7	0- 0	0- 1	NON-CONFERENCE	0- 0	0- 1	2- 5				
1- 3	0- 0	0- 0	HOME	0- 0	0- 1	1- 2				
1- 4	0- 0	0- 1	AWAY	0- 0	0- 0	1- 3				
0- 0	0- 0	0- 0	NEUTRAL	0- 0	0- 0	0- 0				
6- 8	0- 0	0- 0	CONFERENCE	0- 0	1- 3	5- 5				
5- 3	0- 0	0- 0	HOME	0- 0	1- 1	4- 2				
1- 5	0- 0	0- 0	AWAY	0- 0	0- 2	1- 3				
0- 0	0- 0	0- 0	NEUTRAL	0- 0	0- 0	0- 0				

RPI 1-25			RPI 26-50			RPI 51-100			RPI 101+ Team's RPI: 288		
RPI	S	Opponent	Score	RPI	S	Opponent	Score	RPI	S	Opponent	Score
				46	A	Princeton	70 81				
								111	H	Eastern Mich.	68 78
								117	A	Quinnipiac	58 85
								117	H	Quinnipiac	63 60
								118	A	Iona	56 68
								118	H	Iona	49 64
								184	H	Robert Morris	47 60
								185	A	Marist	55 78
								185	H	Marist	60 52
								202	A	Lehigh	88 95
								213	H	Fairfield	60 68
								214	H	Canisius	79 75
								219	A	Siena	54 64
								219	H	Siena	63 69
								224	H	Manhattan	72 62
								250	A	Providence	59 71
								278	H	La Salle	50 65
								289	H	Niagara	83 60
								299	A	Rider	87 75
								308	A	Colgate	86 80
								311	A	Fairleigh Dickinson	75 81
								330	A	Saint Peter's	62 67
								344	H	St. Francis Brooklyn	63 54
LAST 12 Division I GAMES:											
214	H	Canisius	79 75	299	A	Rider	87 75				
118	A	Iona	56 68	185	A	Marist	55 78				
224	H	Manhattan	72 62	219	A	Siena	54 64				
213	H	Fairfield	60 68	185	H	Marist	60 52				
117	A	Quinnipiac	58 85	330	A	Saint Peter's	62 67				
118	H	Iona	49 64	117	H	Quinnipiac	63 60				

Non-Div I Games:

Monmouth



Average RPI Win: <b>236</b>	WON-LOST	WINNING	LAST 10	STRENGTH OF	OPP. STRENGTH	TEAM	ADJ.	CONF.	ADJ CONF.
Average RPI Loss: <b>175</b>	RECORD	PCT. RANK	GAMES	SCHEDULE	OF SCHEDULE	RPI	RPI	RPI	RPI
DIV. I ONLY	<b>12- 9</b>	<b>128</b>	<b>5- 5</b>	<b>312</b>	<b>188</b>	<b>225</b>	<b>225</b>	<b>20</b>	<b>20</b>
DIV. I NON-CONF.	<b>6- 4</b>	<b>125</b>	<b>1- 0</b>	<b>260</b>	<b>241</b>	<b>195</b>	<b>195</b>	<b>21</b>	<b>21</b>
TOTALS	RPI 1-25	RPI 26-50	W-L RECORDS	RPI 51-100	RPI 101-150	RPI 150+			
12- 9	0- 0	0- 0	OVERALL	1- 1	1- 2	10- 6			
10- 2	0- 0	0- 0	HOME	0- 0	1- 1	9- 1			
1- 7	0- 0	0- 0	AWAY	0- 1	0- 1	1- 5			
1- 0	0- 0	0- 0	NEUTRAL	1- 0	0- 0	0- 0			
6- 4	0- 0	0- 0	NON-CONFERENCE	1- 1	1- 0	4- 3			
5- 1	0- 0	0- 0	HOME	0- 0	1- 0	4- 1			
0- 3	0- 0	0- 0	AWAY	0- 1	0- 0	0- 2			
1- 0	0- 0	0- 0	NEUTRAL	1- 0	0- 0	0- 0			
6- 5	0- 0	0- 0	CONFERENCE	0- 0	0- 2	6- 3			
5- 1	0- 0	0- 0	HOME	0- 0	0- 1	5- 0			
1- 4	0- 0	0- 0	AWAY	0- 0	0- 1	1- 3			
0- 0	0- 0	0- 0	NEUTRAL	0- 0	0- 0	0- 0			

RPI 1-25			RPI 26-50			RPI 51-100			RPI 101+			Team's RPI: 225
RPI	S	Opponent	Score	RPI	S	Opponent	Score	RPI	S	Opponent	Score	
						62 A Colorado St.	43 75	127 H North Dakota			59 61	
						83 N Drexel	58 50	136 A Idaho			61 78	
								140 H Pacific			64 54	
								160 A Montana St.			52 61	
								162 H Fla. Atlantic			83 69	
								170 H Northern Colo.			58 46	
								183 A Eastern Wash.			65 67	
								202 A Lehigh			53 80	
								206 A Sacramento St.			75 83	
								206 H Sacramento St.			90 83	
								218 H Utah St.			86 70	
								249 H Seattle			44 58	
								252 A Wyoming			61 68	
								259 H Northern Ariz.			81 58	
								281 H Portland			90 67	
								322 A Portland St.			79 58	
								322 H Portland St.			76 57	
								331 H Southern Utah			66 60	
								340 H Cal St. Fullerton			86 51	
LAST 12 Division I GAMES:												
322	H	Portland St.	76 57	170	H	Northern Colo.	58 46					
206	H	Sacramento St.	90 83	206	A	Sacramento St.	75 83					
160	A	Montana St.	52 61	322	A	Portland St.	79 58					
183	A	Eastern Wash.	65 67	331	H	Southern Utah	66 60					
136	A	Idaho	61 78	259	H	Northern Ariz.	81 58					
127	H	North Dakota	59 61	218	H	Utah St.	86 70					

Non-Div I Games: Mont. St.-Northern 80 32

Montana

Loss, Non-Conf, S Site, H Home A Away N Neutral

Average RPI Win:	254	WON-LOST	WINNING	LAST 10	STRENGTH OF	OPP. STRENGTH	TEAM	ADJ.	CONF.	ADJ CONF.
Average RPI Loss:	156	RECORD	PCT. RANK	GAMES	SCHEDULE	OF SCHEDULE	RPI	RPI	RPI	RPI
DIV. I ONLY	15- 5	45	9- 1	337	183	160	160	20	20	
DIV. I NON-CONF.	5- 4	138	0- 0	335	250	241	241	21	21	
TOTALS	RPI 1-25	RPI 26-50	W-L RECORDS	RPI 51-100	RPI 101-150	RPI 150+				
15- 5	0- 0	0- 0	OVERALL	0- 2	2- 0	13- 3				
9- 1	0- 0	0- 0	HOME	0- 1	1- 0	8- 0				
5- 4	0- 0	0- 0	AWAY	0- 1	1- 0	4- 3				
1- 0	0- 0	0- 0	NEUTRAL	0- 0	0- 0	1- 0				
5- 4	0- 0	0- 0	NON-CONFERENCE	0- 2	0- 0	5- 2				
2- 1	0- 0	0- 0	HOME	0- 1	0- 0	2- 0				
2- 3	0- 0	0- 0	AWAY	0- 1	0- 0	2- 2				
1- 0	0- 0	0- 0	NEUTRAL	0- 0	0- 0	1- 0				
10- 1	0- 0	0- 0	CONFERENCE	0- 0	2- 0	8- 1				
7- 0	0- 0	0- 0	HOME	0- 0	1- 0	6- 0				
3- 1	0- 0	0- 0	AWAY	0- 0	1- 0	2- 1				
0- 0	0- 0	0- 0	NEUTRAL	0- 0	0- 0	0- 0				

RPI S	Opponent	Score	RPI S	Opponent	Score	RPI S	Opponent	Score	RPI S	Opponent	Score	Team's RPI: 160
						65	H San Diego	49 62	127	H North Dakota	69 61	
						89	A Gonzaga	52 65	136	A Idaho	62 59	
									170	H Northern Colo.	66 58	
									183	A Eastern Wash.	69 81	
									193	A Cal Poly	57 66	
									206	A Sacramento St.	80 79	
									206	H Sacramento St.	116 99	
									225	H Montana	61 52	
									249	A Seattle	80 51	
									252	A Wyoming	69 75	
									259	H Northern Ariz.	86 77	
									281	H Portland	86 57	
									312	A Nevada	66 53	
									319	N Evansville	81 55	
									322	A Portland St.	106 59	
									322	H Portland St.	74 64	
									331	H Southern Utah	86 59	
									340	H Cal St. Fullerton	89 66	
LAST 12 Division I GAMES:												
206	H	Sacramento St.	116	99	127	H	North Dakota	69	61			
322	H	Portland St.	74	64	322	A	Portland St.	106	59			
225	H	Montana	61	52	206	A	Sacramento St.	80	79			
136	A	Idaho	62	59	259	H	Northern Ariz.	86	77			
183	A	Eastern Wash.	69	81	331	H	Southern Utah	86	59			
170	H	Northern Colo.	66	58	252	A	Wyoming	69	75			

Non-Div I Games: Montana Western 74 36 Carroll (MT) 74 34

Montana St.

Loss, Non-Conf, S Site, H Home A Away N Neutral

Average RPI Win:	303	WON-LOST	WINNING	LAST 10	STRENGTH OF	OPP. STRENGTH	TEAM	ADJ.	CONF.	ADJ CONF.
Average RPI Loss:	186	RECORD	PCT. RANK	GAMES	SCHEDULE	OF SCHEDULE	RPI	RPI	RPI	RPI
DIV. I ONLY	7- 16	273	3- 7	304	287	296	296	24	24	
DIV. I NON-CONF.	4- 8	234	0- 1	277	319	272	272	23	23	
TOTALS	RPI 1-25	RPI 26-50	W-L RECORDS	RPI 51-100	RPI 101-150	RPI 150+				
7- 16	0- 1	0- 1	OVERALL	0- 1	0- 3	7- 10				
4- 5	0- 0	0- 0	HOME	0- 1	0- 1	4- 3				
3- 11	0- 0	0- 0	AWAY	0- 0	0- 0	3- 0				
0- 0	0- 0	0- 0	NEUTRAL	0- 0	0- 0	0- 0				
4- 8	0- 1	0- 1	NON-CONFERENCE	0- 0	0- 2	4- 4				
2- 2	0- 0	0- 0	HOME	0- 0	0- 1	2- 1				
2- 6	0- 1	0- 1	AWAY	0- 0	0- 1	2- 3				
0- 0	0- 0	0- 0	NEUTRAL	0- 0	0- 0	0- 0				
3- 8	0- 0	0- 0	CONFERENCE	0- 1	0- 1	3- 6				
2- 3	0- 0	0- 0	HOME	0- 1	0- 0	2- 2				
1- 5	0- 0	0- 0	AWAY	0- 0	0- 1	1- 4				
0- 0	0- 0	0- 0	NEUTRAL	0- 0	0- 0	0- 0				

RPI 1-25				RPI 26-50				RPI 51-100				RPI 101+ Team's RPI: 296			
RPI	S	Opponent	Score	RPI	S	Opponent	Score	RPI	S	Opponent	Score	RPI	S	Opponent	Score
23	A	Kentucky	57 112	36	A	West Virginia	56 94	91	H	UT Martin	67 85	110	A	Belmont	71 99
												134	H	Marshall	101 104
												139	A	Southern Ill.	69 102
												151	A	SIUE	81 90
												199	H	Southeast Mo. St.	79 89
												208	A	Eastern Ky.	93 100
												235	H	USC Upstate	72 86
												242	A	Tennessee St.	76 78
												251	A	Miami (OH)	57 59
												263	A	Georgia St.	99 90
												266	H	Austin Peay	75 96
												267	A	UC Santa Barbara	78 93
												275	H	Jacksonville St.	67 63
												284	H	Tennessee Tech	75 71
												285	H	Kennesaw St.	83 77
												292	A	Murray St.	79 83
												334	A	Lipscomb	92 77
												338	A	Eastern Ill.	85 77
												339	A	Chicago St.	71 75
												345	H	Alabama A&M	112 69
LAST 12 Division I GAMES:															
242	A	Tennessee St.	76 78	338	A	Eastern Ill.	85 77								
110	A	Belmont	71 99	151	A	SIUE	81 90								
208	A	Eastern Ky.	93 100	91	H	UT Martin	67 85								
284	H	Tennessee Tech	75 71	199	H	Southeast Mo. St.	79 89								
275	H	Jacksonville St.	67 63	292	A	Murray St.	79 83								
266	H	Austin Peay	75 96	267	A	UC Santa Barbara	78 93								

Non-Div I Games: Ky. Christian 121 91 Mt. St. Joseph 117 53

Morehead St.

■ Loss, 
 ■ Non-Conf, S Site, 
 ■ Home 
 ■ Away 
 N Neutral

Average RPI Win:	284	WON-LOST	WINNING	LAST 10	STRENGTH OF	OPP. STRENGTH	TEAM	ADJ.	CONF.	ADJ CONF.
Average RPI Loss:	150	RECORD	PCT. RANK	GAMES	SCHEDULE	OF SCHEDULE	RPI	RPI	RPI	RPI
DIV. I ONLY	9- 12	208	8- 2	174	330	215	215	30	30	
DIV. I NON-CONF.	1- 10	330	1- 3	16	305	248	248	30	30	
TOTALS	RPI 1-25	RPI 26-50	W-L RECORDS	RPI 51-100	RPI 101-150	RPI 150+				
9- 12	0- 0	0- 1	OVERALL	0- 3	1- 2	8- 6				
5- 3	0- 0	0- 0	HOME	0- 0	1- 0	4- 3				
4- 7	0- 0	0- 0	AWAY	0- 0	0- 0	4- 1				
0- 2	0- 0	0- 0	NEUTRAL	0- 1	0- 0	0- 1				
1- 10	0- 0	0- 1	NON-CONFERENCE	0- 3	1- 2	0- 4				
1- 2	0- 0	0- 0	HOME	0- 0	1- 0	0- 2				
0- 6	0- 0	0- 1	AWAY	0- 2	0- 2	0- 1				
0- 2	0- 0	0- 0	NEUTRAL	0- 1	0- 0	0- 1				
8- 2	0- 0	0- 0	CONFERENCE	0- 0	0- 0	8- 2				
4- 1	0- 0	0- 0	HOME	0- 0	0- 0	4- 1				
4- 1	0- 0	0- 0	AWAY	0- 0	0- 0	4- 1				
0- 0	0- 0	0- 0	NEUTRAL	0- 0	0- 0	0- 0				

RPI S	Opponent	Score	RPI S	Opponent	Score	RPI S	Opponent	Score	RPI S	Opponent	Score	Team's RPI: 215
27	A Syracuse	61 90	53	A James Madison	31 92	102	H Bucknell	64 50				
			62	N Colorado St.	36 54	112	A Stony Brook	42 46				
			94	A Virginia Tech	33 73	146	A Brown	45 72				
						167	H Hampton	51 65				
						184	A Robert Morris	44 76				
						186	H UMBC	46 65				
						219	N Siena	46 69				
						248	A Bethune-Cookman	48 63				
						253	H Coppin St.	72 51				
						293	A Savannah St.	66 60				
						295	A Florida A&M	67 62				
						304	H Delaware St.	56 49				
						307	H UMKC	50 59				
						313	A South Carolina St.	62 56				
						320	A UMES	77 69				
						327	H Howard	78 66				
						346	H Norfolk St.	67 58				
LAST 12 Division I GAMES:												
313	A South Carolina St.	62 56	320	A UMES	77 69							
293	A Savannah St.	66 60	304	H Delaware St.	56 49							
253	H Coppin St.	72 51	307	H UMKC	50 59							
327	H Howard	78 66	102	H Bucknell	64 50							
248	A Bethune-Cookman	48 63	112	A Stony Brook	42 46							
295	A Florida A&M	67 62	186	H UMBC	46 65							

Non-Div I Games: Washington Adventis74 36

Morgan St.

Average RPI Win:	321	WON-LOST	WINNING	LAST 10	STRENGTH OF	OPP. STRENGTH	TEAM	ADJ.	CONF.	ADJ CONF.
Average RPI Loss:	236	RECORD	PCT. RANK	GAMES	SCHEDULE	OF SCHEDULE	RPI	RPI	RPI	RPI
DIV. I ONLY	6- 17	288	3- 7	336	347	337	337	31	31	
DIV. I NON-CONF.	2- 9	296	0- 0	318	326	331	331	32	32	
TOTALS	RPI 1-25	RPI 26-50	W-L RECORDS	RPI 51-100	RPI 101-150	RPI 150+				
6- 17	0- 0	0- 0	OVERALL	0- 1	0- 2	6- 14				
3- 7	0- 0	0- 0	HOME	0- 0	0- 0	3- 7				
3- 10	0- 0	0- 0	AWAY	0- 0	0- 0	3- 3				
0- 0	0- 0	0- 0	NEUTRAL	0- 0	0- 0	0- 0				
2- 9	0- 0	0- 0	NON-CONFERENCE	0- 1	0- 2	2- 6				
0- 4	0- 0	0- 0	HOME	0- 0	0- 0	0- 4				
2- 5	0- 0	0- 0	AWAY	0- 1	0- 2	2- 2				
0- 0	0- 0	0- 0	NEUTRAL	0- 0	0- 0	0- 0				
4- 8	0- 0	0- 0	CONFERENCE	0- 0	0- 0	4- 8				
3- 3	0- 0	0- 0	HOME	0- 0	0- 0	3- 3				
1- 5	0- 0	0- 0	AWAY	0- 0	0- 0	1- 5				
0- 0	0- 0	0- 0	NEUTRAL	0- 0	0- 0	0- 0				

RPI 1-25			RPI 26-50			RPI 51-100			RPI 101+			Team's RPI: 337
RPI	S	Opponent	Score	RPI	S	Opponent	Score	RPI	S	Opponent	Score	
						94 A Virginia Tech	42 59	102 A Bucknell			45 71	
								145 A Pittsburgh			57 74	
								184 A Robert Morris			56 61	
								184 H Robert Morris			67 74	
								198 H William & Mary			74 76	
								211 H Bryant			59 70	
								253 A Coppin St.			55 66	
								255 H Loyola Maryland			63 65	
								260 A Sacred Heart			58 61	
								276 H Central Conn. St.			54 48	
								277 A Saint Francis (PA)			57 87	
								280 A Campbell			53 62	
								289 H Niagara			51 53	
								304 A Delaware St.			54 41	
								311 A Fairleigh Dickinson			53 66	
								320 A UMES			57 50	
								325 A LIU Brooklyn			50 53	
								325 H LIU Brooklyn			51 61	
								327 H Howard			49 62	
								342 A Wagner			59 50	
								342 H Wagner			64 55	
								344 H St. Francis Brooklyn			66 56	
LAST 12 Division I GAMES:												
342 A Wagner			59 50	184 A Robert Morris			56 61					
325 A LIU Brooklyn			50 53	277 A Saint Francis (PA)			57 87					
184 H Robert Morris			67 74	211 H Bryant			59 70					
342 H Wagner			64 55	276 H Central Conn. St.			54 48					
260 A Sacred Heart			58 61	344 H St. Francis Brooklyn			66 56					
311 A Fairleigh Dickinson			53 66	325 H LIU Brooklyn			51 61					

Non-Div I Games:

Mt. St. Mary's

Average RPI Win:	308	WON-LOST	WINNING	LAST 10	STRENGTH OF	OPP. STRENGTH	TEAM	ADJ.	CONF.	ADJ CONF.
Average RPI Loss:	177	RECORD	PCT. RANK	GAMES	SCHEDULE	OF SCHEDULE	RPI	RPI	RPI	RPI
DIV. I ONLY	6- 14	275	3- 7	282	304	292	292	24	24	
DIV. I NON-CONF.	2- 7	280	0- 1	234	337	270	270	23	23	
TOTALS	RPI 1-25	RPI 26-50	W-L RECORDS	RPI 51-100	RPI 101-150	RPI 150+				
6- 14	0- 1	0- 0	OVERALL	0- 1	0- 4	6- 8				
4- 4	0- 0	0- 0	HOME	0- 0	0- 2	4- 2				
2- 10	0- 1	0- 0	AWAY	0- 1	0- 2	2- 6				
0- 0	0- 0	0- 0	NEUTRAL	0- 0	0- 0	0- 0				
2- 7	0- 1	0- 0	NON-CONFERENCE	0- 0	0- 3	2- 3				
0- 2	0- 0	0- 0	HOME	0- 0	0- 2	0- 0				
2- 5	0- 1	0- 0	AWAY	0- 0	0- 1	2- 3				
0- 0	0- 0	0- 0	NEUTRAL	0- 0	0- 0	0- 0				
4- 7	0- 0	0- 0	CONFERENCE	0- 1	0- 1	4- 5				
4- 2	0- 0	0- 0	HOME	0- 0	0- 0	4- 2				
0- 5	0- 0	0- 0	AWAY	0- 1	0- 1	0- 3				
0- 0	0- 0	0- 0	NEUTRAL	0- 0	0- 0	0- 0				

RPI 1-25				RPI 26-50				RPI 51-100				RPI 101+ Team's RPI: 292			
RPI	S	Opponent	Score	RPI	S	Opponent	Score	RPI	S	Opponent	Score	RPI	S	Opponent	Score
14	A	Florida St.	59 101					91	A	UT Martin	62 92	110	A	Belmont	61 87
												113	A	Central Ark.	40 50
												113	H	Central Ark.	51 61
												139	H	Southern Ill.	57 70
												151	H	SIUE	61 64
												168	A	Jacksonville	54 79
												199	A	Southeast Mo. St.	59 96
												208	A	Eastern Ky.	60 72
												242	A	Tennessee St.	58 69
												266	H	Austin Peay	75 72
												275	H	Jacksonville St.	71 74
												284	H	Tennessee Tech	56 50
												296	H	Morehead St.	83 79
												315	A	Illinois St.	76 81
												319	A	Evansville	73 54
												334	A	Lipscomb	85 93
												338	H	Eastern Ill.	66 56
												345	A	Alabama A&M	76 59
LAST 12 Division I GAMES:															
266	H	Austin Peay	75 72	242	A	Tennessee St.	58 69								
199	A	Southeast Mo. St.	59 96	110	A	Belmont	61 87								
91	A	UT Martin	62 92	275	H	Jacksonville St.	71 74								
338	H	Eastern Ill.	66 56	284	H	Tennessee Tech	56 50								
151	H	SIUE	61 64	296	H	Morehead St.	83 79								
208	A	Eastern Ky.	60 72	14	A	Florida St.	59 101								

Non-Div I Games: Blue Mountain 89 64 Oakland City 91 75

Murray St.

Loss, Non-Conf, S Site, H Home A Away N Neutral

Average RPI Win:	320	WON-LOST	WINNING	LAST 10	STRENGTH OF	OPP. STRENGTH	TEAM	ADJ.	CONF.	ADJ CONF.
Average RPI Loss:	177	RECORD	PCT. RANK	GAMES	SCHEDULE	OF SCHEDULE	RPI	RPI	RPI	RPI
DIV. I ONLY	9- 10	191	6- 3	335	284	274	274	30	30	
DIV. I NON-CONF.	2- 7	280	1- 2	178	184	262	262	30	30	
TOTALS	RPI 1-25	RPI 26-50	W-L RECORDS	RPI 51-100	RPI 101-150	RPI 150+				
9- 10	0- 2	0- 0	OVERALL	0- 2	0- 0	9- 6				
3- 4	0- 0	0- 0	HOME	0- 2	0- 0	3- 2				
4- 5	0- 1	0- 0	AWAY	0- 0	0- 0	4- 4				
2- 1	0- 1	0- 0	NEUTRAL	0- 0	0- 0	2- 0				
2- 7	0- 2	0- 0	NON-CONFERENCE	0- 2	0- 0	2- 3				
0- 2	0- 0	0- 0	HOME	0- 2	0- 0	0- 0				
0- 4	0- 1	0- 0	AWAY	0- 0	0- 0	0- 3				
2- 1	0- 1	0- 0	NEUTRAL	0- 0	0- 0	2- 0				
7- 3	0- 0	0- 0	CONFERENCE	0- 0	0- 0	7- 3				
3- 2	0- 0	0- 0	HOME	0- 0	0- 0	3- 2				
4- 1	0- 0	0- 0	AWAY	0- 0	0- 0	4- 1				
0- 0	0- 0	0- 0	NEUTRAL	0- 0	0- 0	0- 0				

RPI 1-25				RPI 26-50				RPI 51-100				RPI 101+ Team's RPI: 274			
RPI	S	Opponent	Score	RPI	S	Opponent	Score	RPI	S	Opponent	Score	RPI	S	Opponent	Score
5	A	Ohio St.	56 89					72	H	FGCU	36 60	167	H	Hampton	52 55
24	N	Duquesne	67 81					97	H	VCU	49 64	253	A	Coppin St.	59 65
												262	A	Navy	48 52
												280	A	Campbell	55 56
												291	A	Wichita St.	53 55
												293	A	Savannah St.	69 59
												293	H	Savannah St.	60 31
												304	A	Delaware St.	84 64
												313	A	South Carolina St.	57 54
												320	H	UMES	50 56
												321	N	North Dakota St.	72 64
												327	H	Howard	88 70
												331	N	Southern Utah	78 65
												346	H	Norfolk St.	64 53
												349	A	N.C. Central	76 54
LAST 12 Division I GAMES:															
349	A	N.C. Central	76 54	313	A	South Carolina St.	57 54								
293	H	Savannah St.	60 31	293	A	Savannah St.	69 59								
304	A	Delaware St.	84 64	97	H	VCU	49 64								
253	A	Coppin St.	59 65	291	A	Wichita St.	53 55								
346	H	Norfolk St.	64 53	321	N	North Dakota St.	72 64								
167	H	Hampton	52 55	5	A	Ohio St.	56 89								

Non-Div I Games: Pfeiffer 74 55 North Greenville 64 37

N.C. A&T

Loss, Non-Conf, S Site, H Home A Away N Neutral

N.C. Central

Through Games Of Feb. 8, 2016

Average RPI Win:	294	WON-LOST	WINNING	LAST 10	STRENGTH OF	OPP. STRENGTH	TEAM	ADJ.	CONF.	ADJ CONF.
Average RPI Loss:	255	RECORD	PCT. RANK	GAMES	SCHEDULE	OF SCHEDULE	RPI	RPI	RPI	RPI
DIV. I ONLY	3- 16	326	2- 7	346	340	349	349	30	30	
DIV. I NON-CONF.	1- 9	325	1- 3	328	321	348	348	30	30	
TOTALS	RPI 1-25	RPI 26-50	W-L RECORDS	RPI 51-100	RPI 101-150	RPI 150+				
3- 16	0- 0	0- 0	OVERALL	0- 2	0- 0	3- 14				
3- 4	0- 0	0- 0	HOME	0- 0	0- 0	3- 4				
0- 12	0- 0	0- 0	AWAY	0- 2	0- 0	0- 10				
0- 0	0- 0	0- 0	NEUTRAL	0- 0	0- 0	0- 0				
1- 9	0- 0	0- 0	NON-CONFERENCE	0- 2	0- 0	1- 7				
1- 1	0- 0	0- 0	HOME	0- 0	0- 0	1- 1				
0- 8	0- 0	0- 0	AWAY	0- 2	0- 0	0- 6				
0- 0	0- 0	0- 0	NEUTRAL	0- 0	0- 0	0- 0				
2- 7	0- 0	0- 0	CONFERENCE	0- 0	0- 0	2- 7				
2- 3	0- 0	0- 0	HOME	0- 0	0- 0	2- 3				
0- 4	0- 0	0- 0	AWAY	0- 0	0- 0	0- 4				
0- 0	0- 0	0- 0	NEUTRAL	0- 0	0- 0	0- 0				

RPI S	Opponent	Score	RPI S	Opponent	Score	RPI S	Opponent	Score	RPI S	Opponent	Score	Team's RPI: 349
73	A Nebraska	47 88				167	H Hampton	42 76				
90	A Charlotte	52 67				216	H Furman	66 61				
						222	A Presbyterian	50 60				
						235	A USC Upstate	46 68				
						274	H N.C. A&T	54 76				
						280	H Campbell	48 57				
						286	A UNCG	56 103				
						293	A Savannah St.	39 57				
						295	A Florida A&M	45 55				
						302	A Wofford	37 60				
						304	A Delaware St.	56 66				
						309	A Winthrop	39 62				
						313	A South Carolina St.	51 58				
						317	A Longwood	49 60				
						320	H UMES	49 46				
						327	H Howard	61 68				
						346	H Norfolk St.	63 62				
LAST 12 Division I GAMES:												
274	H N.C. A&T	54 76	313	A South Carolina St.	51 58							
295	A Florida A&M	45 55	216	H Furman	66 61							
304	A Delaware St.	56 66	286	A UNCG	56 103							
167	H Hampton	42 76	222	A Presbyterian	50 60							
346	H Norfolk St.	63 62	235	A USC Upstate	46 68							
293	A Savannah St.	39 57	302	A Wofford	37 60							

Non-Div I Games: Johnson & Wales (NC68 58

N.C. Central

Loss, Non-Conf, S Site, H Home A Away N Neutral



Average RPI Win:	330	WON-LOST	WINNING	LAST 10	STRENGTH OF	OPP. STRENGTH	TEAM	ADJ.	CONF.	ADJ CONF.
Average RPI Loss:	206	RECORD	PCT. RANK	GAMES	SCHEDULE	OF SCHEDULE	RPI	RPI	RPI	RPI
DIV. I ONLY	2- 19	339	1- 9	273	321	341	341	28	28	
DIV. I NON-CONF.	1- 12	337	0- 4	249	336	337	337	27	27	
TOTALS	RPI 1-25	RPI 26-50	W-L RECORDS	RPI 51-100	RPI 101-150	RPI 150+				
2- 19	0- 0	0- 0	OVERALL	0- 4	0- 2	2- 13				
1- 10	0- 0	0- 0	HOME	0- 1	0- 1	1- 8				
1- 9	0- 0	0- 0	AWAY	0- 3	0- 1	1- 5				
0- 0	0- 0	0- 0	NEUTRAL	0- 0	0- 0	0- 0				
1- 12	0- 0	0- 0	NON-CONFERENCE	0- 3	0- 2	1- 7				
0- 6	0- 0	0- 0	HOME	0- 1	0- 1	0- 4				
1- 6	0- 0	0- 0	AWAY	0- 2	0- 1	1- 3				
0- 0	0- 0	0- 0	NEUTRAL	0- 0	0- 0	0- 0				
1- 7	0- 0	0- 0	CONFERENCE	0- 1	0- 0	1- 6				
1- 4	0- 0	0- 0	HOME	0- 0	0- 0	1- 4				
0- 3	0- 0	0- 0	AWAY	0- 1	0- 0	0- 2				
0- 0	0- 0	0- 0	NEUTRAL	0- 0	0- 0	0- 0				

RPI S	Opponent	Score	RPI S	Opponent	Score	RPI S	Opponent	Score	RPI S	Opponent	Score	Team's RPI: 341
69	H Army West Point	35 71				134	A Marshall	50 63				
72	A FGCU	37 70				146	H Brown	49 74				
86	A Minnesota	50 83				168	H Jacksonville	36 65				
94	A Virginia	54 81				179	A Stetson	55 60				
						202	H Lehigh	47 75				
						212	A Binghamton	50 54				
						229	A Columbia	52 72				
						235	H USC Upstate	41 58				
						269	H Dartmouth	39 46				
						285	A Kennesaw St.	48 64				
						285	H Kennesaw St.	77 82				
						287	H Vermont	46 54				
						297	H North Florida	51 68				
						321	H North Dakota St.	59 64				
						325	A LIU Brooklyn	53 44				
						334	H Lipscomb	61 51				
						342	A Wagner	53 76				
LAST 12 Division I GAMES:												
285	H Kennesaw St.	77 82	179	A Stetson	55 60							
334	H Lipscomb	61 51	229	A Columbia	52 72							
285	A Kennesaw St.	48 64	235	H USC Upstate	41 58							
168	H Jacksonville	36 65	146	H Brown	49 74							
297	H North Florida	51 68	269	H Dartmouth	39 46							
72	A FGCU	37 70	86	A Minnesota	50 83							

Non-Div I Games: St. Joseph (VT) 71 50 St. Joseph's (Brkln) 78 41

NJIT

Loss, Non-Conf, S Site, H Home A Away N Neutral

Average RPI Win: <b>280</b>	WON-LOST	WINNING	LAST 10	STRENGTH OF	OPP. STRENGTH	TEAM	ADJ.	CONF.	ADJ CONF.
Average RPI Loss: <b>177</b>	RECORD	PCT. RANK	GAMES	SCHEDULE	OF SCHEDULE	RPI	RPI	RPI	RPI
DIV. I ONLY	10- 11	185	5- 5	294	324	262	262	29	29
DIV. I NON-CONF.	5- 5	160	1- 0	213	295	207	207	29	29
TOTALS	RPI 1-25	RPI 26-50	W-L RECORDS	RPI 51-100	RPI 101-150	RPI 150+			
10- 11	0- 0	0- 1	OVERALL	1- 3	0- 1	9- 6			
7- 4	0- 0	0- 0	HOME	1- 1	0- 1	6- 2			
3- 6	0- 0	0- 1	AWAY	0- 1	0- 0	3- 4			
0- 1	0- 0	0- 0	NEUTRAL	0- 1	0- 0	0- 0			
5- 5	0- 0	0- 1	NON-CONFERENCE	1- 2	0- 0	4- 2			
4- 2	0- 0	0- 0	HOME	1- 1	0- 0	3- 1			
1- 3	0- 0	0- 1	AWAY	0- 1	0- 0	1- 1			
0- 0	0- 0	0- 0	NEUTRAL	0- 0	0- 0	0- 0			
5- 6	0- 0	0- 0	CONFERENCE	0- 1	0- 1	5- 4			
3- 2	0- 0	0- 0	HOME	0- 0	0- 1	3- 1			
2- 3	0- 0	0- 0	AWAY	0- 0	0- 0	2- 3			
0- 1	0- 0	0- 0	NEUTRAL	0- 1	0- 0	0- 0			

RPI 1-25	RPI 26-50	RPI 51-100	RPI 101+ Team's RPI: 262
RPI S Opponent Score	RPI S Opponent Score	RPI S Opponent Score	RPI S Opponent Score
	44 <b>A</b> Penn 43 <b>57</b>	62 <b>H</b> Colorado St. 73 <b>82</b>	102 <b>H</b> Bucknell 41 <b>51</b>
		69 <b>N</b> Army West Point 38 <b>75</b>	191 <b>A</b> Kansas 54 <b>61</b>
		71 <b>H</b> Elon 73 70	202 <b>H</b> Lehigh 48 <b>51</b>
		77 <b>A</b> Hofstra 63 <b>65</b>	219 <b>H</b> Siena 59 58
			255 <b>A</b> Loyola Maryland 38 <b>51</b>
			271 <b>A</b> Holy Cross 49 <b>57</b>
			271 <b>H</b> Holy Cross 50 49
			274 <b>H</b> N.C. A&T 52 48
			308 <b>A</b> Colgate 62 58
			308 <b>H</b> Colgate 51 41
			325 <b>H</b> LIU Brooklyn 66 <b>68</b>
			326 <b>A</b> Lafayette 65 58
			330 <b>A</b> Saint Peter's 50 39
			343 <b>H</b> Air Force 64 46
			348 <b>A</b> Boston U. 49 <b>51</b>
			348 <b>H</b> Boston U. 67 56
LAST 12 Division I GAMES:			
308 <b>A</b> Colgate 62 58	255 <b>A</b> Loyola Maryland 38 <b>51</b>	308 <b>H</b> Colgate 51 41	
348 <b>A</b> Boston U. 49 <b>51</b>	348 <b>H</b> Boston U. 67 56	271 <b>A</b> Holy Cross 49 <b>57</b>	
271 <b>H</b> Holy Cross 50 49	69 <b>N</b> Army West Point 38 <b>75</b>	102 <b>H</b> Bucknell 41 <b>51</b>	
202 <b>H</b> Lehigh 48 <b>51</b>	326 <b>A</b> Lafayette 65 58	343 <b>H</b> Air Force 64 46	

Non-Div I Games: Johns Hopkins 77 45

Navy

Average RPI Win: 170		WON-LOST	WINNING	LAST 10	STRENGTH OF	OPP. STRENGTH	TEAM	ADJ.	CONF.	ADJ CONF.
Average RPI Loss: 44		RECORD	PCT. RANK	GAMES	SCHEDULE	OF SCHEDULE	RPI	RPI	RPI	RPI
DIV. I ONLY		16- 7	71	7- 3	153	21	73	73	4	4
DIV. I NON-CONF.		9- 2	37	0- 0	256	115	90	90	3	3
TOTALS		RPI 1-25	RPI 26-50		W-L RECORDS		RPI 51-100	RPI 101-150	RPI 150+	
16- 7	0- 2	3- 3		OVERALL		2- 2	2- 0		9- 0	
13- 1	0- 0	2- 1		HOME		1- 0	2- 0		8- 0	
3- 6	0- 2	1- 2		AWAY		1- 2	0- 0		1- 0	
0- 0	0- 0	0- 0		NEUTRAL		0- 0	0- 0		0- 0	
9- 2	0- 1	1- 0		NON-CONFERENCE		1- 1	1- 0		6- 0	
9- 0	0- 0	1- 0		HOME		1- 0	1- 0		6- 0	
0- 2	0- 1	0- 0		AWAY		0- 1	0- 0		0- 0	
0- 0	0- 0	0- 0		NEUTRAL		0- 0	0- 0		0- 0	
7- 5	0- 1	2- 3		CONFERENCE		1- 1	1- 0		3- 0	
4- 1	0- 0	1- 1		HOME		0- 0	1- 0		2- 0	
3- 4	0- 1	1- 2		AWAY		1- 1	0- 0		1- 0	
0- 0	0- 0	0- 0		NEUTRAL		0- 0	0- 0		0- 0	

RPI	S	Opponent	Score	RPI	S	Opponent	Score	RPI	S	Opponent	Score	RPI	S	Opponent	Score
2	A	UConn	46 88	40	H	North Carolina St.	88 67	52	H	Arkansas St.	79 71	115	H	Creighton	65 63
11	A	Maryland	50 89	41	A	Indiana	47 59	74	A	California	80 87	141	H	Wisconsin	75 62
				42	A	Rutgers	56 66	76	A	Michigan	93 81	153	H	Illinois	73 57
				42	H	Rutgers	65 54	85	A	Northwestern	62 85	155	A	Penn St.	83 78
				47	A	Purdue	62 61					155	H	Penn St.	87 69
				50	H	Iowa	68 74					176	H	Southern U.	89 38
												259	H	Northern Ariz.	90 67
												297	H	North Florida	91 46
												319	H	Evansville	85 40
												336	H	Ark.-Pine Bluff	96 46
												349	H	N.C. Central	88 47
LAST 12 Division I GAMES:															
41	A	Indiana	47 59	42	H	Rutgers	65 54								
155	H	Penn St.	87 69	155	A	Penn St.	83 78								
42	A	Rutgers	56 66	153	H	Illinois	73 57								
141	H	Wisconsin	75 62	11	A	Maryland	50 89								
76	A	Michigan	93 81	85	A	Northwestern	62 85								
47	A	Purdue	62 61	50	H	Iowa	68 74								

Non-Div I Games:

Nebraska

Average RPI Win: <b>285</b>	WON-LOST	WINNING	LAST 10	STRENGTH OF	OPP. STRENGTH	TEAM	ADJ.	CONF.	ADJ CONF.
Average RPI Loss: <b>164</b>	RECORD	PCT. RANK	GAMES	SCHEDULE	OF SCHEDULE	RPI	RPI	RPI	RPI
DIV. I ONLY	3- 17	328	3- 7	169	245	312	312	19	19
DIV. I NON-CONF.	0- 10	338	0- 2	190	221	336	336	20	20
TOTALS	RPI 1-25	RPI 26-50	W-L RECORDS	RPI 51-100	RPI 101-150	RPI 150+			
3- 17	0- 0	0- 0	OVERALL	0- 4	0- 4	3- 9			
2- 9	0- 0	0- 0	HOME	0- 3	0- 2	2- 4			
1- 6	0- 0	0- 0	AWAY	0- 0	0- 2	1- 4			
0- 2	0- 0	0- 0	NEUTRAL	0- 1	0- 0	0- 1			
0- 10	0- 0	0- 0	NON-CONFERENCE	0- 3	0- 2	0- 5			
0- 5	0- 0	0- 0	HOME	0- 2	0- 1	0- 2			
0- 3	0- 0	0- 0	AWAY	0- 0	0- 1	0- 2			
0- 2	0- 0	0- 0	NEUTRAL	0- 1	0- 0	0- 1			
3- 7	0- 0	0- 0	CONFERENCE	0- 1	0- 2	3- 4			
2- 4	0- 0	0- 0	HOME	0- 1	0- 1	2- 2			
1- 3	0- 0	0- 0	AWAY	0- 0	0- 1	1- 2			
0- 0	0- 0	0- 0	NEUTRAL	0- 0	0- 0	0- 0			

N  
e  
v  
a  
d  
aN  
e  
v  
a  
d  
a

RPI 1-25			RPI 26-50			RPI 51-100			RPI 101+ Team's RPI: 312		
RPI	S	Opponent	Score	RPI	S	Opponent	Score	RPI	S	Opponent	Score
						62 H Colorado St.	37 64	120 H San Francisco		62 70	
						65 H San Diego	47 84	122 H Fresno St.		59 67	
						67 N Washington St.	57 70	129 A Boise St.		58 66	
						79 H Middle Tenn.	46 90	140 A Pacific		52 74	
								160 H Montana St.		53 66	
								180 A UNLV		59 65	
								189 H New Mexico		47 51	
								217 H Utah Valley		65 73	
								218 H Utah St.		66 79	
								220 A Ill.-Chicago		55 70	
								245 N Loyola Marymount		58 69	
								252 A Wyoming		53 68	
								252 H Wyoming		68 65	
								261 A San Diego St.		70 64	
								323 A UC Irvine		64 68	
								343 H Air Force		68 57	
LAST 12 Division I GAMES:											
						62 H Colorado St.	37 64	343 H Air Force		68 57	
						218 H Utah St.	66 79	122 H Fresno St.		59 67	
						261 A San Diego St.	70 64	252 A Wyoming		53 68	
						180 A UNLV	59 65	189 H New Mexico		47 51	
						252 H Wyoming	68 65	220 A Ill.-Chicago		55 70	
						129 A Boise St.	58 66	140 A Pacific		52 74	

Non-Div I Games: San Fran. St. 57 51

Nevada

# New Hampshire

Through Games Of Feb. 8, 2016

Average RPI Win:	272	WON-LOST	WINNING	LAST 10	STRENGTH OF	OPP. STRENGTH	TEAM	ADJ.	CONF.	ADJ CONF.
Average RPI Loss:	149	RECORD	PCT. RANK	GAMES	SCHEDULE	OF SCHEDULE	RPI	RPI	RPI	RPI
DIV. I ONLY	7- 15	265	2- 8	201	239	265	265	15	15	
DIV. I NON-CONF.	5- 7	198	0- 2	245	270	219	219	18	18	
TOTALS	RPI 1-25	RPI 26-50	W-L RECORDS	RPI 51-100	RPI 101-150	RPI 150+				
7- 15	0- 0	0- 1	OVERALL	0- 4	0- 3	7- 7				
4- 6	0- 0	0- 1	HOME	0- 2	0- 0	4- 3				
3- 9	0- 0	0- 0	AWAY	0- 0	0- 1	3- 1				
0- 0	0- 0	0- 0	NEUTRAL	0- 0	0- 0	0- 0				
5- 7	0- 0	0- 1	NON-CONFERENCE	0- 1	0- 2	5- 3				
2- 3	0- 0	0- 1	HOME	0- 0	0- 0	2- 2				
3- 4	0- 0	0- 0	AWAY	0- 1	0- 2	3- 1				
0- 0	0- 0	0- 0	NEUTRAL	0- 0	0- 0	0- 0				
2- 8	0- 0	0- 0	CONFERENCE	0- 3	0- 1	2- 4				
2- 3	0- 0	0- 0	HOME	0- 2	0- 0	2- 1				
0- 5	0- 0	0- 0	AWAY	0- 1	0- 1	0- 3				
0- 0	0- 0	0- 0	NEUTRAL	0- 0	0- 0	0- 0				

RPI S	Opponent	Score	RPI S	Opponent	Score	RPI S	Opponent	Score	RPI S	Opponent	Score
44	H Penn	60 67	51	H Albany (NY)	52 78	106	A North Carolina	60 65			
			88	A Maine	55 59	108	A Yale	46 63			
			88	H Maine	52 62	112	A Stony Brook	54 63			
			100	A Boston College	51 71	186	H UMBC	55 65			
						195	H Northeastern	54 66			
						211	A Bryant	42 55			
						212	A Binghamton	50 51			
						212	H Binghamton	64 49			
						219	H Siena	53 57			
						221	A Hartford	44 48			
						224	H Manhattan	72 57			
						260	A Sacred Heart	81 69			
						269	A Dartmouth	61 57			
						276	A Central Conn. St.	64 50			
						287	A Vermont	63 83			
						316	H UMass Lowell	65 61			
						348	H Boston U.	69 52			
LAST 12 Division I GAMES:											
88	A Maine	55 59	88	H Maine	52 62						
212	H Binghamton	64 49	112	A Stony Brook	54 63						
186	H UMBC	55 65	51	H Albany (NY)	52 78						
287	A Vermont	63 83	212	A Binghamton	50 51						
221	A Hartford	44 48	108	A Yale	46 63						
316	H UMass Lowell	65 61	106	A North Carolina	60 65						

Non-Div I Games: Colby-Sawyer 72 41

New Hampshire

Loss, Non-Conf, S Site, H Home A Away N Neutral

Average RPI Win:	241	WON-LOST	WINNING	LAST 10	STRENGTH OF	OPP. STRENGTH	TEAM	ADJ.	CONF.	ADJ CONF.
Average RPI Loss:	142	RECORD	PCT. RANK	GAMES	SCHEDULE	OF SCHEDULE	RPI	RPI	RPI	RPI
DIV. I ONLY	11- 10	158	0- 2	186	229	189	189	19	19	
DIV. I NON-CONF.	7- 4	110	0- 1	83	243	106	106	20	20	
TOTALS	RPI 1-25	RPI 26-50	W-L RECORDS	RPI 51-100	RPI 101-150	RPI 150+				
11- 10	0- 2	0- 0	OVERALL	1- 0	0- 4	10- 4				
7- 5	0- 1	0- 0	HOME	0- 0	0- 3	7- 1				
4- 5	0- 1	0- 0	AWAY	1- 0	0- 1	3- 3				
0- 0	0- 0	0- 0	NEUTRAL	0- 0	0- 0	0- 0				
7- 4	0- 2	0- 0	NON-CONFERENCE	1- 0	0- 2	6- 0				
5- 2	0- 1	0- 0	HOME	0- 0	0- 1	5- 0				
2- 2	0- 1	0- 0	AWAY	1- 0	0- 1	1- 0				
0- 0	0- 0	0- 0	NEUTRAL	0- 0	0- 0	0- 0				
4- 6	0- 0	0- 0	CONFERENCE	0- 0	0- 2	4- 4				
2- 3	0- 0	0- 0	HOME	0- 0	0- 2	2- 1				
2- 3	0- 0	0- 0	AWAY	0- 0	0- 0	2- 3				
0- 0	0- 0	0- 0	NEUTRAL	0- 0	0- 0	0- 0				

RPI 1-25				RPI 26-50				RPI 51-100				RPI 101+ Team's RPI: 189			
RPI	S	Opponent	Score	RPI	S	Opponent	Score	RPI	S	Opponent	Score	RPI	S	Opponent	Score
24	H	Duquesne	69 78					86	A	Minnesota	72 53	103	A	New Mexico St.	59 78
25	A	UTEP	62 70									103	H	New Mexico St.	47 52
												122	H	Fresno St.	65 69
												129	H	Boise St.	60 81
												158	A	SMU	63 58
												180	A	UNLV	48 57
												180	H	UNLV	67 53
												206	H	Sacramento St.	84 71
												209	H	San Jose St.	71 57
												218	A	Utah St.	56 72
												243	H	Houston Baptist	65 57
												252	A	Wyoming	48 66
												261	H	San Diego St.	46 51
												268	H	Pepperdine	60 52
												310	H	Nicholls St.	83 43
												312	A	Nevada	51 47
												331	H	Southern Utah	70 48
												343	A	Air Force	63 33
LAST 12 Division I GAMES:															
24	H	Duquesne	69 78	252	A	Wyoming	48 66								
261	H	San Diego St.	46 51	180	H	UNLV	67 53								
180	A	UNLV	48 57	218	A	Utah St.	56 72								
129	H	Boise St.	60 81	122	H	Fresno St.	65 69								
343	A	Air Force	63 33	312	A	Nevada	51 47								
209	H	San Jose St.	71 57	103	H	New Mexico St.	47 52								

Non-Div I Games:

New Mexico

■ Loss, 
 ■ Non-Conf, S Site, 
 ■ Home 
 ■ Away 
 N Neutral

Average RPI Win:	246	WON-LOST	WINNING	LAST 10	STRENGTH OF	OPP. STRENGTH	TEAM	ADJ.	CONF.	ADJ CONF.
Average RPI Loss:	62	RECORD	PCT. RANK	GAMES	SCHEDULE	OF SCHEDULE	RPI	RPI	RPI	RPI
DIV. I ONLY	18- 3	16	9- 0	316	182	103	103	25	25	
DIV. I NON-CONF.	9- 3	69	1- 1	284	106	137	137	25	25	
TOTALS	RPI 1-25	RPI 26-50	W-L RECORDS	RPI 51-100	RPI 101-150	RPI 150+				
18- 3	0- 1	0- 0	OVERALL	0- 1	0- 1	18- 0				
9- 1	0- 1	0- 0	HOME	0- 0	0- 0	9- 0				
8- 1	0- 0	0- 0	AWAY	0- 0	0- 1	8- 0				
1- 1	0- 0	0- 0	NEUTRAL	0- 1	0- 0	1- 0				
9- 3	0- 1	0- 0	NON-CONFERENCE	0- 1	0- 1	9- 0				
5- 1	0- 1	0- 0	HOME	0- 0	0- 0	5- 0				
3- 1	0- 0	0- 0	AWAY	0- 0	0- 1	3- 0				
1- 1	0- 0	0- 0	NEUTRAL	0- 1	0- 0	1- 0				
9- 0	0- 0	0- 0	CONFERENCE	0- 0	0- 0	9- 0				
4- 0	0- 0	0- 0	HOME	0- 0	0- 0	4- 0				
5- 0	0- 0	0- 0	AWAY	0- 0	0- 0	5- 0				
0- 0	0- 0	0- 0	NEUTRAL	0- 0	0- 0	0- 0				

RPI 1-25				RPI 26-50				RPI 51-100				RPI 101+ Team's RPI: 103			
RPI	S	Opponent	Score	RPI	S	Opponent	Score	RPI	S	Opponent	Score	RPI	S	Opponent	Score
25	H	UTEP	65 71					58	N	Vanderbilt	45 71	104	A	Arizona	64 68
												173	H	Northwestern St.	65 54
												182	A	UTRGV	68 57
												189	A	New Mexico	52 47
												189	H	New Mexico	78 59
												206	H	Sacramento St.	80 77
												209	A	San Jose St.	75 66
												217	A	Utah Valley	59 53
												217	H	Utah Valley	73 68
												233	A	Grand Canyon	64 44
												233	H	Grand Canyon	60 58
												246	H	CSU Bakersfield	86 63
												249	H	Seattle	69 54
												259	H	Northern Ariz.	87 53
												307	A	UMKC	68 62
												321	A	North Dakota St.	79 69
												328	N	A&M-Corpus Christi	70 51
												331	H	Southern Utah	74 60
												339	A	Chicago St.	70 60
LAST 12 Division I GAMES:															
217	A	Utah Valley	59 53	307	A	UMKC	68 62								
233	A	Grand Canyon	64 44	233	H	Grand Canyon	60 58								
182	A	UTRGV	68 57	217	H	Utah Valley	73 68								
246	H	CSU Bakersfield	86 63	328	N	A&M-Corpus Christi	70 51								
249	H	Seattle	69 54	58	N	Vanderbilt	45 71								
339	A	Chicago St.	70 60	189	A	New Mexico	52 47								

Non-Div I Games: Eastern N.M. 76 61 Western N.M. 68 39

New Mexico St.

■ Loss, 
 ■ Non-Conf, S Site, 
 ■ Home 
 ■ Away 
 N Neutral

Average RPI Win:	299	WON-LOST	WINNING	LAST 10	STRENGTH OF	OPP. STRENGTH	TEAM	ADJ.	CONF.	ADJ CONF.
Average RPI Loss:	207	RECORD	PCT. RANK	GAMES	SCHEDULE	OF SCHEDULE	RPI	RPI	RPI	RPI
DIV. I ONLY	4- 14	302	3- 7	284	331	335	335	27	27	
DIV. I NON-CONF.	1- 6	311	0- 1	309	292	344	344	26	26	
TOTALS	RPI 1-25	RPI 26-50	W-L RECORDS	RPI 51-100	RPI 101-150	RPI 150+				
4- 14	0- 0	0- 0	OVERALL	0- 1	0- 4	4- 9				
4- 4	0- 0	0- 0	HOME	0- 0	0- 1	4- 3				
0- 9	0- 0	0- 0	AWAY	0- 0	0- 0	0- 1				
0- 1	0- 0	0- 0	NEUTRAL	0- 0	0- 0	0- 1				
1- 6	0- 0	0- 0	NON-CONFERENCE	0- 1	0- 2	1- 3				
1- 1	0- 0	0- 0	HOME	0- 0	0- 0	1- 1				
0- 4	0- 0	0- 0	AWAY	0- 1	0- 2	0- 1				
0- 1	0- 0	0- 0	NEUTRAL	0- 0	0- 0	0- 1				
3- 8	0- 0	0- 0	CONFERENCE	0- 0	0- 2	3- 6				
3- 3	0- 0	0- 0	HOME	0- 0	0- 1	3- 2				
0- 5	0- 0	0- 0	AWAY	0- 0	0- 1	0- 4				
0- 0	0- 0	0- 0	NEUTRAL	0- 0	0- 0	0- 0				

RPI S	Opponent	Score	RPI S	Opponent	Score	RPI S	Opponent	Score	RPI S	Opponent	Score	Team's RPI: 335
						93 A	TCU	36 85	113 A	Central Ark.	55 67	
									113 H	Central Ark.	44 59	
									131 A	Arkansas	41 73	
									137 A	Ole Miss	59 97	
									172 A	McNeese St.	63 92	
									172 H	McNeese St.	74 77	
									234 H	Stephen F. Austin	58 57	
									243 H	Houston Baptist	51 71	
									257 A	Sam Houston St.	52 64	
									273 A	Lamar	52 79	
									285 A	Kennesaw St.	53 60	
									286 H	UNCG	79 81	
									295 N	Florida A&M	60 71	
									310 H	Nicholls St.	62 55	
									324 H	Incarnate Word	55 49	
									328 A	A&M-Corpus Christi	59 73	
									329 H	Jackson St.	85 68	
LAST 12 Division I GAMES:												
113 A	Central Ark.	55 67	243 H	Houston Baptist	51 71							
172 A	McNeese St.	63 92	234 H	Stephen F. Austin	58 57							
172 H	McNeese St.	74 77	257 A	Sam Houston St.	52 64							
310 H	Nicholls St.	62 55	324 H	Incarnate Word	55 49							
328 A	A&M-Corpus Christi	59 73	273 A	Lamar	52 79							
113 H	Central Ark.	44 59	131 A	Arkansas	41 73							

Non-Div I Games: LSU-Alexandria 93 75 Trinity Baptist 109 46

New Orleans

Loss, Non-Conf, S Site, H Home A Away N Neutral



## Niagara

Through Games Of Feb. 8, 2016

Average RPI Win:	302	WON-LOST	WINNING	LAST 10	STRENGTH OF	OPP. STRENGTH	TEAM	ADJ.	CONF.	ADJ CONF.
Average RPI Loss:	169	RECORD	PCT. RANK	GAMES	SCHEDULE	OF SCHEDULE	RPI	RPI	RPI	RPI
DIV. I ONLY	6- 17	288	3- 7	245	261	289	289	23	23	
DIV. I NON-CONF.	2- 7	280	0- 0	251	237	295	295	24	24	
TOTALS	RPI 1-25	RPI 26-50	W-L RECORDS	RPI 51-100	RPI 101-150	RPI 150+				
6- 17	0- 0	0- 1	OVERALL	0- 0	0- 7	6- 9				
3- 7	0- 0	0- 0	HOME	0- 0	0- 4	3- 3				
3- 10	0- 0	0- 1	AWAY	0- 0	0- 3	3- 6				
0- 0	0- 0	0- 0	NEUTRAL	0- 0	0- 0	0- 0				
2- 7	0- 0	0- 1	NON-CONFERENCE	0- 0	0- 3	2- 3				
1- 3	0- 0	0- 0	HOME	0- 0	0- 2	1- 1				
1- 4	0- 0	0- 1	AWAY	0- 0	0- 1	1- 2				
0- 0	0- 0	0- 0	NEUTRAL	0- 0	0- 0	0- 0				
4- 10	0- 0	0- 0	CONFERENCE	0- 0	0- 4	4- 6				
2- 4	0- 0	0- 0	HOME	0- 0	0- 2	2- 2				
2- 6	0- 0	0- 0	AWAY	0- 0	0- 2	2- 4				
0- 0	0- 0	0- 0	NEUTRAL	0- 0	0- 0	0- 0				

RPI 1-25			RPI 26-50			RPI 51-100			RPI 101+			Team's RPI: 289
RPI	S	Opponent	Score	RPI	S	Opponent	Score	RPI	S	Opponent	Score	
				34	A	St. Bonaventure	55 67					
								117	A	Quinnipiac	52 70	
								117	H	Quinnipiac	54 61	
								118	A	Iona	46 73	
								118	H	Iona	52 73	
								124	H	Youngstown St.	54 71	
								130	A	Texas Tech	45 79	
								133	H	Buffalo	48 57	
								161	A	Detroit	75 80	
								185	A	Marist	50 63	
								203	H	Oakland	67 77	
								213	A	Fairfield	43 61	
								213	H	Fairfield	56 55	
								214	H	Canisius	66 68	
								219	H	Siena	51 59	
								224	A	Manhattan	62 80	
								269	A	Dartmouth	47 60	
								288	A	Monmouth	60 83	
								299	A	Rider	67 57	
								301	H	Cleveland St.	73 72	
								330	A	Saint Peter's	52 48	
								330	H	Saint Peter's	51 46	
								337	A	Mt. St. Mary's	53 51	
LAST 12 Division I GAMES:												
117	A	Quinnipiac	52 70	330	H	Saint Peter's	51 46					
213	A	Fairfield	43 61	117	H	Quinnipiac	54 61					
118	H	Iona	52 73	299	A	Rider	67 57					
214	H	Canisius	66 68	330	A	Saint Peter's	52 48					
185	A	Marist	50 63	213	H	Fairfield	56 55					
118	A	Iona	46 73	219	H	Siena	51 59					

Non-Div I Games:

Niagara

■ Loss, 
 ■ Non-Conf, 
 ■ S Site, 
 ■ H Home 
 ■ A Away 
 N Neutral

Average RPI Win:	268	WON-LOST	WINNING	LAST 10	STRENGTH OF	OPP. STRENGTH	TEAM	ADJ.	CONF.	ADJ CONF.
Average RPI Loss:	216	RECORD	PCT. RANK	GAMES	SCHEDULE	OF SCHEDULE	RPI	RPI	RPI	RPI
DIV. I ONLY	7- 13	249	2- 1	323	335	310	310	27	27	
DIV. I NON-CONF.	1- 8	320	1- 0	323	343	347	347	26	26	
TOTALS	RPI 1-25	RPI 26-50	W-L RECORDS	RPI 51-100	RPI 101-150	RPI 150+				
7- 13	0- 0	0- 0	OVERALL	0- 1	0- 2	7- 10				
3- 7	0- 0	0- 0	HOME	0- 1	0- 1	3- 5				
3- 5	0- 0	0- 0	AWAY	0- 0	0- 0	3- 5				
1- 1	0- 0	0- 0	NEUTRAL	0- 0	0- 1	1- 0				
1- 8	0- 0	0- 0	NON-CONFERENCE	0- 0	0- 1	1- 7				
0- 4	0- 0	0- 0	HOME	0- 0	0- 0	0- 4				
0- 3	0- 0	0- 0	AWAY	0- 0	0- 0	0- 3				
1- 1	0- 0	0- 0	NEUTRAL	0- 0	0- 1	1- 0				
6- 5	0- 0	0- 0	CONFERENCE	0- 1	0- 1	6- 3				
3- 3	0- 0	0- 0	HOME	0- 1	0- 1	3- 1				
3- 2	0- 0	0- 0	AWAY	0- 0	0- 0	3- 2				
0- 0	0- 0	0- 0	NEUTRAL	0- 0	0- 0	0- 0				

RPI S	Opponent	Score	RPI S	Opponent	Score	RPI S	Opponent	Score	RPI S	Opponent	Score	Team's RPI: 310
						63 H	Abilene Christian	68 71	113 H	Central Ark.	65 71	
									121 N	Samford	43 45	
									166 H	Louisiana Tech	55 58	
									172 H	McNeese St.	85 81	
									173 H	Northwestern St.	70 61	
									189 A	New Mexico	43 83	
									192 A	Troy	51 104	
									230 H	Grambling	65 69	
									243 A	Houston Baptist	71 80	
									257 A	Sam Houston St.	67 63	
									272 H	Prairie View	70 81	
									273 H	Lamar	69 59	
									275 H	Jacksonville St.	49 63	
									279 A	La.-Monroe	57 69	
									324 A	Incarnate Word	66 64	
									324 H	Incarnate Word	61 63	
									328 A	A&M-Corpus Christi	64 62	
									335 A	New Orleans	55 62	
									347 N	Mississippi Val.	63 54	
LAST 12 Division I GAMES:												
			347 N	Mississippi Val.	63 54				173 H	Northwestern St.	70 61	
			172 H	McNeese St.	85 81				328 A	A&M-Corpus Christi	64 62	
			324 H	Incarnate Word	61 63				257 A	Sam Houston St.	67 63	
			324 A	Incarnate Word	66 64				63 H	Abilene Christian	68 71	
			335 A	New Orleans	55 62				243 A	Houston Baptist	71 80	
			113 H	Central Ark.	65 71				273 H	Lamar	69 59	

Non-Div I Games: Southern-N.O. 98 65

Nicholls St.

Loss, Non-Conf, S Site, H Home A Away N Neutral

Average RPI Win:	324	WON-LOST	WINNING	LAST 10	STRENGTH OF	OPP. STRENGTH	TEAM	ADJ.	CONF.	ADJ CONF.
Average RPI Loss:	232	RECORD	PCT. RANK	GAMES	SCHEDULE	OF SCHEDULE	RPI	RPI	RPI	RPI
DIV. I ONLY	2- 19	339	2- 8	329	343	346	346	30	30	
DIV. I NON-CONF.	0- 10	338	0- 2	254	317	346	346	30	30	
TOTALS	RPI 1-25	RPI 26-50	W-L RECORDS	RPI 51-100	RPI 101-150	RPI 150+				
2- 19	0- 1	0- 0	OVERALL	0- 1	0- 1	2- 16				
0- 7	0- 0	0- 0	HOME	0- 0	0- 0	0- 7				
2- 10	0- 1	0- 0	AWAY	0- 1	0- 1	2- 7				
0- 2	0- 0	0- 0	NEUTRAL	0- 0	0- 0	0- 2				
0- 10	0- 1	0- 0	NON-CONFERENCE	0- 1	0- 1	0- 7				
0- 3	0- 0	0- 0	HOME	0- 0	0- 0	0- 3				
0- 5	0- 1	0- 0	AWAY	0- 1	0- 1	0- 2				
0- 2	0- 0	0- 0	NEUTRAL	0- 0	0- 0	0- 2				
2- 9	0- 0	0- 0	CONFERENCE	0- 0	0- 0	2- 9				
0- 4	0- 0	0- 0	HOME	0- 0	0- 0	0- 4				
2- 5	0- 0	0- 0	AWAY	0- 0	0- 0	2- 5				
0- 0	0- 0	0- 0	NEUTRAL	0- 0	0- 0	0- 0				

RPI S	Opponent	Score	RPI S	Opponent	Score	RPI S	Opponent	Score	RPI S	Opponent	Score	Team's RPI: 346
22	A Mississippi St.	34 92				94	A Virginia	50 86	134	A Marshall	67 81	
									167	A Hampton	62 73	
									198	A William & Mary	47 67	
									203	H Oakland	73 83	
									215	A Morgan St.	58 67	
									235	H USC Upstate	62 82	
									241	H UNCW	57 61	
									248	H Bethune-Cookman	45 53	
									253	A Coppin St.	44 69	
									255	A Loyola Maryland	67 75	
									274	A N.C. A&T	53 64	
									278	N La Salle	59 67	
									293	H Savannah St.	53 68	
									295	H Florida A&M	67 83	
									313	H South Carolina St.	52 60	
									320	A UMES	74 63	
									327	A Howard	110 108	
									344	N St. Francis Brooklyn	55 59	
									349	A N.C. Central	62 63	
LAST 12 Division I GAMES:												
320	A UMES	74 63	349	A N.C. Central	62 63							
327	A Howard	110 108	248	H Bethune-Cookman	45 53							
167	A Hampton	62 73	295	H Florida A&M	67 83							
293	H Savannah St.	53 68	253	A Coppin St.	44 69							
313	H South Carolina St.	52 60	344	N St. Francis Brooklyn	55 59							
274	A N.C. A&T	53 64	278	N La Salle	59 67							

Non-Div I Games:

Norfolk St.

■ Loss, 
 ■ Non-Conf, S Site, 
 ■ Home 
 ■ Away 
 N Neutral

## North Carolina

Through Games Of Feb. 8, 2016

Average RPI Win:	173	WON-LOST	WINNING	LAST 10	STRENGTH OF	OPP. STRENGTH	TEAM	ADJ.	CONF.	ADJ CONF.
Average RPI Loss:	72	RECORD	PCT. RANK	GAMES	SCHEDULE	OF SCHEDULE	RPI	RPI	RPI	RPI
DIV. I ONLY	13- 12	166	3- 7	35	87	106	106	5	5	
DIV. I NON-CONF.	10- 5	100	2- 0	68	251	121	121	5	5	
TOTALS	RPI 1-25	RPI 26-50	W-L RECORDS	RPI 51-100	RPI 101-150	RPI 150+				
13- 12	0- 3	1- 3	OVERALL	3- 3	3- 2	6- 1				
10- 6	0- 1	1- 1	HOME	1- 2	2- 1	6- 1				
1- 6	0- 2	0- 2	AWAY	1- 1	0- 1	0- 0				
2- 0	0- 0	0- 0	NEUTRAL	1- 0	1- 0	0- 0				
10- 5	0- 1	0- 0	NON-CONFERENCE	2- 2	3- 1	5- 1				
8- 4	0- 0	0- 0	HOME	1- 2	2- 1	5- 1				
0- 1	0- 1	0- 0	AWAY	0- 0	0- 0	0- 0				
2- 0	0- 0	0- 0	NEUTRAL	1- 0	1- 0	0- 0				
3- 7	0- 2	1- 3	CONFERENCE	1- 1	0- 1	1- 0				
2- 2	0- 1	1- 1	HOME	0- 0	0- 0	1- 0				
1- 5	0- 1	0- 2	AWAY	1- 1	0- 1	0- 0				
0- 0	0- 0	0- 0	NEUTRAL	0- 0	0- 0	0- 0				

RPI S	Opponent	Score	RPI S	Opponent	Score	RPI S	Opponent	Score	RPI S	Opponent	Score	Team's RPI: 106
1	A Notre Dame	54 88	27	H Syracuse	77 73	61	H Oregon	77 79	108	H Yale	70 63	
16	A Oklahoma St.	67 77	38	H Miami (FL)	61 76	75	A Georgia Tech	73 80	118	H Iona	64 52	
18	H Louisville	60 78	39	A Duke	55 71	85	H Northwestern	72 85	128	A Wake Forest	63 75	
			40	A North Carolina St.	49 78	88	H Maine	59 58	138	N Southern Miss.	69 62	
						89	N Gonzaga	67 62	140	H Pacific	63 66	
						100	A Boston College	86 78	223	H Gardner-Webb	65 66	
									235	H USC Upstate	80 40	
									237	H Clemson	72 56	
									238	H Appalachian St.	68 59	
									265	H New Hampshire	65 60	
									295	H Florida A&M	94 58	
									311	H Fairleigh Dickinson	64 46	
LAST 12 Division I GAMES:												
100	A Boston College	86 78	75	A Georgia Tech	73 80							
18	H Louisville	60 78	1	A Notre Dame	54 88							
40	A North Carolina St.	49 78	27	H Syracuse	77 73							
39	A Duke	55 71	237	H Clemson	72 56							
128	A Wake Forest	63 75	88	H Maine	59 58							
38	H Miami (FL)	61 76	265	H New Hampshire	65 60							

Non-Div I Games:

North Carolina

■ Loss, 
 ■ Non-Conf, S Site, 
 ■ Home 
 ■ Away 
 N Neutral

Average RPI Win:	140	WON-LOST	WINNING	LAST 10	STRENGTH OF	OPP. STRENGTH	TEAM	ADJ.	CONF.	ADJ CONF.
Average RPI Loss:	47	RECORD	PCT. RANK	GAMES	SCHEDULE	OF SCHEDULE	RPI	RPI	RPI	RPI
DIV. I ONLY	16- 8	88	7- 3	34	44	40	40	5	5	
DIV. I NON-CONF.	9- 4	96	0- 1	90	83	75	75	5	5	
TOTALS	RPI 1-25	RPI 26-50	W-L RECORDS	RPI 51-100	RPI 101-150	RPI 150+				
16- 8	0- 3	1- 2	OVERALL	5- 2	4- 1	6- 0				
10- 2	0- 1	0- 0	HOME	4- 1	2- 0	4- 0				
4- 5	0- 2	1- 1	AWAY	1- 1	2- 1	0- 0				
2- 1	0- 0	0- 1	NEUTRAL	0- 0	0- 0	2- 0				
9- 4	0- 1	0- 1	NON-CONFERENCE	2- 2	1- 0	6- 0				
6- 1	0- 0	0- 0	HOME	2- 1	0- 0	4- 0				
1- 2	0- 1	0- 0	AWAY	0- 1	1- 0	0- 0				
2- 1	0- 0	0- 1	NEUTRAL	0- 0	0- 0	2- 0				
7- 4	0- 2	1- 1	CONFERENCE	3- 0	3- 1	0- 0				
4- 1	0- 1	0- 0	HOME	2- 0	2- 0	0- 0				
3- 3	0- 1	1- 1	AWAY	1- 0	1- 1	0- 0				
0- 0	0- 0	0- 0	NEUTRAL	0- 0	0- 0	0- 0				

RPI 1-25				RPI 26-50				Team's RPI: 40				RPI 51-100				RPI 101+			
RPI	S	Opponent	Score	RPI	S	Opponent	Score	RPI	S	Opponent	Score	RPI	S	Opponent	Score	RPI	S	Opponent	Score
1	A	Notre Dame	46 82	29	N	Seton Hall	55 58	64	H	Villanova	70 64	101	A	Liberty	61 53				
18	H	Louisville	90 92	38	A	Miami (FL)	44 73	71	H	Elon	66 69	106	H	North Carolina	78 49				
21	A	Florida	72 79	39	A	Duke	65 62	73	A	Nebraska	67 88	128	A	Wake Forest	58 63				
								75	H	Georgia Tech	65 57	128	H	Wake Forest	64 47				
								90	H	Charlotte	72 65	145	A	Pittsburgh	78 76				
								94	A	Virginia Tech	72 61	165	H	Davidson	58 42				
								94	H	Virginia	63 52	169	N	UAB	67 56				
												208	N	Eastern Ky.	73 62				
												226	H	Radford	67 52				
												232	H	High Point	89 48				
												298	H	Western Caro.	86 55				
LAST 12 Division I GAMES:																			
128	A	Wake Forest	58 63	39	A	Duke	65 62	145	A	Pittsburgh	78 76	75	H	Georgia Tech	65 57	128	H	Wake Forest	64 47
1	A	Notre Dame	46 82	18	H	Louisville	90 92	21	A	Florida	72 79	38	A	Miami (FL)	44 73	94	A	Virginia Tech	72 61
106	H	North Carolina	78 49	94	H	Virginia	63 52	71	H	Elon	66 69	73	A	Nebraska	67 88	101	A	Liberty	61 53


















































Non-Div I Games:

North Carolina St.

## North Dakota



Through Games Of Feb. 8, 2016

Average RPI Win: <b>229</b>	WON-LOST	WINNING	LAST 10	STRENGTH OF	OPP. STRENGTH	TEAM	ADJ.	CONF.	ADJ CONF.
Average RPI Loss: <b>114</b>	RECORD	PCT. RANK	GAMES	SCHEDULE	OF SCHEDULE	RPI	RPI	RPI	RPI
DIV. I ONLY	11- 11	167	7- 3	68	274	127	127	20	20
DIV. I NON-CONF.	4- 7	222	0- 1	39	224	176	176	21	21
TOTALS	RPI 1-25	RPI 26-50	W-L RECORDS	RPI 51-100	RPI 101-150	RPI 150+			
11- 11	0- 0	0- 1	OVERALL	0- 5	1- 2	10- 3			
8- 2	0- 0	0- 0	HOME	0- 1	1- 0	7- 1			
3- 8	0- 0	0- 0	AWAY	0- 0	0- 0	3- 0			
0- 1	0- 0	0- 0	NEUTRAL	0- 1	0- 0	0- 0			
4- 7	0- 0	0- 1	NON-CONFERENCE	0- 5	1- 1	3- 0			
4- 1	0- 0	0- 0	HOME	0- 1	1- 0	3- 0			
0- 5	0- 0	0- 1	AWAY	0- 3	0- 1	0- 0			
0- 1	0- 0	0- 0	NEUTRAL	0- 1	0- 0	0- 0			
7- 4	0- 0	0- 0	CONFERENCE	0- 0	0- 1	7- 3			
4- 1	0- 0	0- 0	HOME	0- 0	0- 0	4- 1			
3- 3	0- 0	0- 0	AWAY	0- 0	0- 1	3- 2			
0- 0	0- 0	0- 0	NEUTRAL	0- 0	0- 0	0- 0			

RPI S	Opponent	Score	RPI S	Opponent	Score	RPI S	Opponent	Score	RPI S	Opponent	Score	Team's RPI: 127
			50  Iowa		61  83	61  Oregon		51  77	120  San Francisco		57  74	
						81  South Dakota		70  73	132  UNI		64 59	
						86  Minnesota		47  57	136  Idaho		65  92	
						91 N UT Martin		58  84	160  Montana St.		61  69	
						98  Drake		63  73	170  Northern Colo.		54 51	
									183  Eastern Wash.		57  60	
									188  Weber St.		85 78	
									188  Weber St.		56  62	
									200  Idaho St.		60 57	
									200  Idaho St.		45 42	
									225  Montana		61 59	
									227  Western Ill.		78 67	
									259  Northern Ariz.		63 56	
									264  Omaha		67 52	
									321  North Dakota St.		71 54	
									331  Southern Utah		68 56	
LAST 12 Division I GAMES:												
			188  Weber St.		85 78	160  Montana St.		61  69				
			200  Idaho St.		60 57	200  Idaho St.		45 42				
			170  Northern Colo.		54 51	188  Weber St.		56  62				
			331  Southern Utah		68 56	183  Eastern Wash.		57  60				
			259  Northern Ariz.		63 56	136  Idaho		65  92				
			225  Montana		61 59	86  Minnesota		47  57				

Non-Div I Games:

North Dakota

 Loss, 
  Non-Conf, S Site, 
  Home 
  Away 
 N Neutral

Average RPI Win:	322	WON-LOST	WINNING	LAST 10	STRENGTH OF	OPP. STRENGTH	TEAM	ADJ.	CONF.	ADJ CONF.
Average RPI Loss:	173	RECORD	PCT. RANK	GAMES	SCHEDULE	OF SCHEDULE	RPI	RPI	RPI	RPI
DIV. I ONLY	4- 18	315	1- 9	236	293	321	321	18	18	
DIV. I NON-CONF.	3- 8	258	1- 0	317	338	327	327	19	19	
TOTALS	RPI 1-25	RPI 26-50	W-L RECORDS	RPI 51-100	RPI 101-150	RPI 150+				
4- 18	0- 0	0- 0	OVERALL	0- 5	0- 3	4- 10				
2- 7	0- 0	0- 0	HOME	0- 3	0- 1	2- 3				
1- 9	0- 0	0- 0	AWAY	0- 2	0- 2	1- 5				
1- 2	0- 0	0- 0	NEUTRAL	0- 0	0- 0	1- 2				
3- 8	0- 0	0- 0	NON-CONFERENCE	0- 1	0- 2	3- 5				
1- 3	0- 0	0- 0	HOME	0- 1	0- 1	1- 1				
1- 3	0- 0	0- 0	AWAY	0- 0	0- 1	1- 2				
1- 2	0- 0	0- 0	NEUTRAL	0- 0	0- 0	1- 2				
1- 10	0- 0	0- 0	CONFERENCE	0- 4	0- 1	1- 5				
1- 4	0- 0	0- 0	HOME	0- 2	0- 0	1- 2				
0- 6	0- 0	0- 0	AWAY	0- 2	0- 1	0- 3				
0- 0	0- 0	0- 0	NEUTRAL	0- 0	0- 0	0- 0				

RPI S	Opponent	Score	RPI S	Opponent	Score	RPI S	Opponent	Score	RPI S	Opponent	Score	Team's RPI: 321
						59	A South Dakota St.	47 81	103	H New Mexico St.	69 79	
						59	H South Dakota St.	63 81	114	A IUPUI	44 67	
						81	A South Dakota	54 80	127	A North Dakota	54 71	
						81	H South Dakota	94 96	158	A Oral Roberts	58 59	
						88	H Maine	51 82	158	H Oral Roberts	42 52	
									194	N Delaware	50 62	
									227	H Western Ill.	82 94	
									233	H Grand Canyon	67 76	
									261	A San Diego St.	54 64	
									264	A Omaha	52 77	
									272	N Prairie View	79 58	
									274	N N.C. A&T	64 72	
									305	A Denver	53 64	
									332	A Kent St.	54 75	
									333	H IPFW	94 85	
									340	H Cal St. Fullerton	79 64	
									341	A NJIT	64 59	
LAST 12 Division I GAMES:												
			59	A South Dakota St.	47 81	81	H South Dakota	94 96				
			158	A Oral Roberts	58 59	158	H Oral Roberts	42 52				
			81	A South Dakota	54 80	305	A Denver	53 64				
			333	H IPFW	94 85	59	H South Dakota St.	63 81				
			227	H Western Ill.	82 94	264	A Omaha	52 77				
			114	A IUPUI	44 67	340	H Cal St. Fullerton	79 64				

Non-Div I Games: Valley City St. 85 77 St. Mary (NE) 88 68

North Dakota St.

Loss, Non-Conf, S Site, H Home A Away N Neutral

## North Florida

Through Games Of Feb. 8, 2016

Average RPI Win:	318	WON-LOST	WINNING	LAST 10	STRENGTH OF	OPP. STRENGTH	TEAM	ADJ.	CONF.	ADJ CONF.
Average RPI Loss:	173	RECORD	PCT. RANK	GAMES	SCHEDULE	OF SCHEDULE	RPI	RPI	RPI	RPI
DIV. I ONLY	4- 16	310	2- 8	179	303	297	297	28	28	
DIV. I NON-CONF.	2- 10	304	0- 4	198	312	303	303	27	27	
TOTALS	RPI 1-25	RPI 26-50	W-L RECORDS	RPI 51-100	RPI 101-150	RPI 150+				
4- 16	0- 1	0- 1	OVERALL	0- 3	0- 2	4- 9				
2- 8	0- 0	0- 1	HOME	0- 1	0- 0	2- 6				
2- 8	0- 1	0- 0	AWAY	0- 2	0- 2	2- 3				
0- 0	0- 0	0- 0	NEUTRAL	0- 0	0- 0	0- 0				
2- 10	0- 1	0- 1	NON-CONFERENCE	0- 1	0- 2	2- 5				
1- 5	0- 0	0- 1	HOME	0- 0	0- 0	1- 4				
1- 5	0- 1	0- 0	AWAY	0- 1	0- 2	1- 1				
0- 0	0- 0	0- 0	NEUTRAL	0- 0	0- 0	0- 0				
2- 6	0- 0	0- 0	CONFERENCE	0- 2	0- 0	2- 4				
1- 3	0- 0	0- 0	HOME	0- 1	0- 0	1- 2				
1- 3	0- 0	0- 0	AWAY	0- 1	0- 0	1- 2				
0- 0	0- 0	0- 0	NEUTRAL	0- 0	0- 0	0- 0				

RPI 1-25				RPI 26-50				RPI 51-100				RPI 101+ Team's RPI: 297			
RPI	S	Opponent	Score	RPI	S	Opponent	Score	RPI	S	Opponent	Score	RPI	S	Opponent	Score
14	A	Florida St.	28 80	47	H	Purdue	47 70	72	A	FGCU	50 75	126	A	Mercer	54 68
								72	H	FGCU	38 65	149	A	Alabama	47 69
								73	A	Nebraska	46 91	168	H	Jacksonville	39 73
												179	A	Stetson	61 81
												235	A	USC Upstate	54 69
												241	H	UNCW	47 63
												248	H	Bethune-Cookman	49 53
												263	A	Georgia St.	63 76
												280	H	Campbell	55 66
												285	H	Kennesaw St.	55 70
												290	H	Towson	74 72
												307	A	UMKC	62 55
												313	H	South Carolina St.	48 53
												334	H	Lipscomb	78 70
												341	A	NJIT	68 51
LAST 12 Division I GAMES:															
72	A	FGCU	50 75	285	H	Kennesaw St.	55 70								
179	A	Stetson	61 81	168	H	Jacksonville	39 73								
72	H	FGCU	38 65	126	A	Mercer	54 68								
235	A	USC Upstate	54 69	241	H	UNCW	47 63								
341	A	NJIT	68 51	280	H	Campbell	55 66								
334	H	Lipscomb	78 70	313	H	South Carolina St.	48 53								

Non-Div I Games: Warner 60 51 Webber Int'l 60 72 Trinity Baptist 97 30

North Florida

Loss, Non-Conf, S Site, H Home A Away N Neutral



## North Texas

Through Games Of Feb. 8, 2016

Average RPI Win:	179	WON-LOST	WINNING	LAST 10	STRENGTH OF	OPP. STRENGTH	TEAM	ADJ.	CONF.	ADJ CONF.
Average RPI Loss:	139	RECORD	PCT. RANK	GAMES	SCHEDULE	OF SCHEDULE	RPI	RPI	RPI	RPI
DIV. I ONLY	8- 12	231	3- 7	154	138	201	201	12	12	
DIV. I NON-CONF.	5- 5	160	2- 0	199	188	175	175	10	10	
TOTALS	RPI 1-25	RPI 26-50	W-L RECORDS	RPI 51-100	RPI 101-150	RPI 150+				
8- 12	0- 1	1- 0	OVERALL	0- 2	2- 4	5- 5				
4- 6	0- 1	0- 0	HOME	0- 1	1- 2	3- 2				
4- 6	0- 0	1- 0	AWAY	0- 1	1- 2	2- 3				
0- 0	0- 0	0- 0	NEUTRAL	0- 0	0- 0	0- 0				
5- 5	0- 0	1- 0	NON-CONFERENCE	0- 0	1- 3	3- 2				
2- 3	0- 0	0- 0	HOME	0- 0	1- 2	1- 1				
3- 2	0- 0	1- 0	AWAY	0- 0	0- 1	2- 1				
0- 0	0- 0	0- 0	NEUTRAL	0- 0	0- 0	0- 0				
3- 7	0- 1	0- 0	CONFERENCE	0- 2	1- 1	2- 3				
2- 3	0- 1	0- 0	HOME	0- 1	0- 0	2- 1				
1- 4	0- 0	0- 0	AWAY	0- 1	1- 1	0- 2				
0- 0	0- 0	0- 0	NEUTRAL	0- 0	0- 0	0- 0				

RPI 1-25				RPI 26-50				RPI 51-100				RPI 101+ Team's RPI: 201			
RPI	S	Opponent	Score	RPI	S	Opponent	Score	RPI	S	Opponent	Score	RPI	S	Opponent	Score
25	H	UTEP	67 75	30	A	Oklahoma	61 57	57	A	Western Ky.	53 65	104	H	Arizona	44 51
								79	H	Middle Tenn.	52 76	114	H	IUPUI	68 67
												118	A	Iona	51 62
												120	H	San Francisco	61 69
												134	A	Marshall	71 63
												138	A	Southern Miss.	38 57
												158	H	SMU	60 57
												166	A	Louisiana Tech	71 77
												169	H	UAB	53 51
												187	A	Texas St.	62 64
												188	H	Weber St.	38 45
												228	H	UTSA	68 58
												244	A	Rice	97 100
												244	H	Rice	73 79
												278	A	La Salle	69 63
												324	A	Incarnate Word	62 55
LAST 12 Division I GAMES:															
166	A	Louisiana Tech	71 77	134	A	Marshall	71 63								
138	A	Southern Miss.	38 57	244	A	Rice	97 100								
244	H	Rice	73 79	25	H	UTEP	67 75								
169	H	UAB	53 51	228	H	UTSA	68 58								
79	H	Middle Tenn.	52 76	324	A	Incarnate Word	62 55								
57	A	Western Ky.	53 65	278	A	La Salle	69 63								

Non-Div I Games:

North Texas

■ Loss, 
 ■ Non-Conf, S Site, 
 ■ Home 
 ■ Away 
 N Neutral

## Northeastern

Through Games Of Feb. 8, 2016

Average RPI Win:	212	WON-LOST	WINNING	LAST 10	STRENGTH OF	OPP. STRENGTH	TEAM	ADJ.	CONF.	ADJ CONF.
Average RPI Loss:	116	RECORD	PCT. RANK	GAMES	SCHEDULE	OF SCHEDULE	RPI	RPI	RPI	RPI
DIV. I ONLY	8- 14	244	3- 7	93	179	195	195	13	13	
DIV. I NON-CONF.	5- 6	180	0- 1	168	230	198	198	12	12	
TOTALS	RPI 1-25	RPI 26-50	W-L RECORDS	RPI 51-100	RPI 101-150	RPI 150+				
8- 14	0- 1	0- 1	OVERALL	2- 6	0- 2	6- 4				
3- 8	0- 1	0- 0	HOME	1- 4	0- 1	2- 2				
5- 4	0- 0	0- 0	AWAY	1- 2	0- 0	4- 2				
0- 2	0- 0	0- 1	NEUTRAL	0- 0	0- 1	0- 0				
5- 6	0- 1	0- 1	NON-CONFERENCE	1- 1	0- 2	4- 1				
2- 4	0- 1	0- 0	HOME	1- 1	0- 1	1- 1				
3- 0	0- 0	0- 0	AWAY	0- 0	0- 0	3- 0				
0- 2	0- 0	0- 1	NEUTRAL	0- 0	0- 1	0- 0				
3- 8	0- 0	0- 0	CONFERENCE	1- 5	0- 0	2- 3				
1- 4	0- 0	0- 0	HOME	0- 3	0- 0	1- 1				
2- 4	0- 0	0- 0	AWAY	1- 2	0- 0	1- 2				
0- 0	0- 0	0- 0	NEUTRAL	0- 0	0- 0	0- 0				

RPI 1-25				RPI 26-50				RPI 51-100				RPI 101+ Team's RPI: 195			
RPI	S	Opponent	Score	RPI	S	Opponent	Score	RPI	S	Opponent	Score	RPI	S	Opponent	Score
13	H	Michigan St.	51 77	32	N	Missouri	56 69	53	A	James Madison	62 85	117	H	Quinnipiac	60 71
								53	H	James Madison	52 61	122	N	Fresno St.	55 69
								71	H	Elon	54 56	174	A	Col. of Charleston	52 49
								77	A	Hofstra	50 75	194	A	Delaware	52 59
								83	A	Drexel	73 65	198	A	William & Mary	62 69
								83	H	Drexel	49 53	198	H	William & Mary	69 68
								88	H	Maine	56 44	214	H	Canisius	57 68
								100	H	Boston College	45 71	219	A	Siena	70 67
												265	A	New Hampshire	66 54
												290	H	Towson	71 72
												320	H	UMES	60 49
												348	A	Boston U.	77 44
LAST 12 Division I GAMES:															
53	H	James Madison	52 61	53	A	James Madison	62 85								
174	A	Col. of Charleston	52 49	198	H	William & Mary	69 68								
198	A	William & Mary	62 69	194	A	Delaware	52 59								
71	H	Elon	54 56	83	A	Drexel	73 65								
83	H	Drexel	49 53	290	H	Towson	71 72								
77	A	Hofstra	50 75	100	H	Boston College	45 71								

Non-Div I Games:

Northeastern

■ Loss, 
 ■ Non-Conf, S Site, 
 ■ Home 
 ■ Away 
 N Neutral

Average RPI Win:	282	WON-LOST	WINNING	LAST 10	STRENGTH OF	OPP. STRENGTH	TEAM	ADJ.	CONF.	ADJ CONF.
Average RPI Loss:	143	RECORD	PCT. RANK	GAMES	SCHEDULE	OF SCHEDULE	RPI	RPI	RPI	RPI
DIV. I ONLY	4- 16	310	2- 8	79	280	259	259	20	20	
DIV. I NON-CONF.	2- 7	280	0- 1	88	219	211	211	21	21	
TOTALS	RPI 1-25	RPI 26-50	W-L RECORDS	RPI 51-100	RPI 101-150	RPI 150+				
4- 16	0- 1	0- 0	OVERALL	0- 2	0- 6	4- 7				
3- 4	0- 0	0- 0	HOME	0- 0	0- 2	3- 2				
1- 11	0- 1	0- 0	AWAY	0- 2	0- 3	1- 5				
0- 1	0- 0	0- 0	NEUTRAL	0- 0	0- 1	0- 0				
2- 7	0- 1	0- 0	NON-CONFERENCE	0- 2	0- 3	2- 1				
1- 1	0- 0	0- 0	HOME	0- 0	0- 1	1- 0				
1- 5	0- 1	0- 0	AWAY	0- 2	0- 1	1- 1				
0- 1	0- 0	0- 0	NEUTRAL	0- 0	0- 1	0- 0				
2- 9	0- 0	0- 0	CONFERENCE	0- 0	0- 3	2- 6				
2- 3	0- 0	0- 0	HOME	0- 0	0- 1	2- 2				
0- 6	0- 0	0- 0	AWAY	0- 0	0- 2	0- 4				
0- 0	0- 0	0- 0	NEUTRAL	0- 0	0- 0	0- 0				

RPI 1-25				RPI 26-50				RPI 51-100				RPI 101+ Team's RPI: 259			
RPI	S	Opponent	Score	RPI	S	Opponent	Score	RPI	S	Opponent	Score	RPI	S	Opponent	Score
25	A	UTEP	66 77					73	A	Nebraska	67 90	103	A	New Mexico St.	53 87
								92	A	Iowa St.	63 79	127	A	North Dakota	56 63
												136	A	Idaho	59 76
												136	H	Idaho	51 72
												148	N	Long Beach St.	48 69
												150	H	Hawaii	52 61
												160	A	Montana St.	77 86
												170	A	Northern Colo.	55 79
												181	A	Colorado	66 90
												183	A	Eastern Wash.	65 72
												183	H	Eastern Wash.	71 81
												188	H	Weber St.	56 76
												200	H	Idaho St.	63 62
												225	A	Montana	58 81
												273	H	Lamar	75 63
												323	A	UC Irvine	71 55
												331	H	Southern Utah	57 48
LAST 12 Division I GAMES:															
136	A	Idaho	59 76	183	H	Eastern Wash.	71 81								
183	A	Eastern Wash.	65 72	136	H	Idaho	51 72								
200	H	Idaho St.	63 62	331	H	Southern Utah	57 48								
188	H	Weber St.	56 76	160	A	Montana St.	77 86								
170	A	Northern Colo.	55 79	225	A	Montana	58 81								
127	A	North Dakota	56 63	92	A	Iowa St.	63 79								

Non-Div I Games: N.M. Highlands 91 43 Dixie St. 68 66

Northern Ariz.

■ Loss, 
 ■ Non-Conf, S Site, 
 ■ Home 
 ■ Away 
 N Neutral

NORTHSHORE COLLEGE				THROUGH SUMMER OF 1987-88, 1988-89						
Average RPI Win:	224	WON-LOST	WINNING	LAST 10	STRENGTH OF	OPP. STRENGTH	TEAM	ADJ.	CONF.	ADJ CONF.
Average RPI Loss:	146	RECORD	PCT. RANK	GAMES	SCHEDULE	OF SCHEDULE	RPI	RPI	RPI	RPI
DIV. I ONLY	9- 11	198	5- 5	130	230	170	170	20	20	
DIV. I NON-CONF.	4- 5	193	0- 1	158	95	163	163	21	21	
-----										
TOTALS	RPI 1-25	RPI 26-50		W-L RECORDS		RPI 51-100	RPI 101-150	RPI 150+		
9- 11	0- 0	0- 1		OVERALL		0- 2	1- 2	8- 6		
5- 2	0- 0	0- 1		HOME		0- 1	0- 0	5- 0		
2- 9	0- 0	0- 0		AWAY		0- 1	0- 2	2- 6		
2- 0	0- 0	0- 0		NEUTRAL		0- 0	1- 0	1- 0		
4- 5	0- 0	0- 1		NON-CONFERENCE		0- 2	1- 0	3- 2		
1- 2	0- 0	0- 1		HOME		0- 1	0- 0	1- 0		
1- 3	0- 0	0- 0		AWAY		0- 1	0- 0	1- 2		
2- 0	0- 0	0- 0		NEUTRAL		0- 0	1- 0	1- 0		
5- 6	0- 0	0- 0		CONFERENCE		0- 0	0- 2	5- 4		
4- 0	0- 0	0- 0		HOME		0- 0	0- 0	4- 0		
1- 6	0- 0	0- 0		AWAY		0- 0	0- 2	1- 4		
0- 0	0- 0	0- 0		NEUTRAL		0- 0	0- 0	0- 0		

RPI 1-25				RPI 26-50				RPI 51-100				RPI 101+				Team's RPI: 170	
RPI	S	Opponent	Score	RPI	S	Opponent	Score	RPI	S	Opponent	Score	RPI	S	Opponent	Score		
				48	H	St. Mary's (CA)	52 65	59	A	South Dakota St.	62 66	107	N	Akron	78 65		
								62	H	Colorado St.	46 62	127	A	North Dakota	51 54		
												136	A	Idaho	56 66		
												160	A	Montana St.	58 66		
												181	A	Colorado	41 63		
												183	A	Eastern Wash.	55 59		
												188	A	Weber St.	79 82		
												188	H	Weber St.	65 63		
												200	A	Idaho St.	61 59		
												200	H	Idaho St.	48 47		
												207	N	Valparaiso	77 63		
												218	H	Utah St.	74 60		
												225	A	Montana	46 58		
												233	A	Grand Canyon	59 69		
												259	H	Northern Ariz.	79 55		
												305	A	Denver	60 51		
												331	H	Southern Utah	64 44		
LAST 12 Division I GAMES:																	
				200	A	Idaho St.	61 59	225	A	Montana	46 58						
				188	A	Weber St.	79 82	188	H	Weber St.	65 63						
				127	A	North Dakota	51 54	200	H	Idaho St.	48 47						
				259	H	Northern Ariz.	79 55	136	A	Idaho	56 66						
				331	H	Southern Utah	64 44	183	A	Eastern Wash.	55 59						
				160	A	Montana St.	58 66	233	A	Grand Canyon	59 69						

Non-Div I Games:	Western St.	101	48
------------------	-------------	-----	----

Northern Colo.

Loss, Non-Conf, S Site, H Home A Away N Neutral

## Northern Ill.

Through Games Of Feb. 8, 2016

Average RPI Win:	248	WON-LOST	WINNING	LAST 10	STRENGTH OF	OPP. STRENGTH	TEAM	ADJ.	CONF.	ADJ CONF.
Average RPI Loss:	153	RECORD	PCT. RANK	GAMES	SCHEDULE	OF SCHEDULE	RPI	RPI	RPI	RPI
DIV. I ONLY	8- 12	231	1- 1	293	174	256	256	11	11	
DIV. I NON-CONF.	6- 4	125	1- 0	347	253	250	250	13	13	
TOTALS	RPI 1-25	RPI 26-50	W-L RECORDS	RPI 51-100	RPI 101-150	RPI 150+				
8- 12	0- 0	0- 2	OVERALL	1- 1	2- 3	5- 6				
4- 3	0- 0	0- 1	HOME	1- 0	1- 1	2- 1				
2- 8	0- 0	0- 1	AWAY	0- 1	1- 2	1- 4				
2- 1	0- 0	0- 0	NEUTRAL	0- 0	0- 0	2- 1				
6- 4	0- 0	0- 0	NON-CONFERENCE	1- 0	0- 1	5- 3				
3- 0	0- 0	0- 0	HOME	1- 0	0- 0	2- 0				
1- 3	0- 0	0- 0	AWAY	0- 0	0- 1	1- 2				
2- 1	0- 0	0- 0	NEUTRAL	0- 0	0- 0	2- 1				
2- 8	0- 0	0- 2	CONFERENCE	0- 1	2- 2	0- 3				
1- 3	0- 0	0- 1	HOME	0- 0	1- 1	0- 1				
1- 5	0- 0	0- 1	AWAY	0- 1	1- 1	0- 2				
0- 0	0- 0	0- 0	NEUTRAL	0- 0	0- 0	0- 0				

RPI 1-25				RPI 26-50				RPI 51-100				RPI 101+				Team's RPI: 256
RPI	S	Opponent	Score	RPI	S	Opponent	Score	RPI	S	Opponent	Score	RPI	S	Opponent	Score	
				31	A	Ohio	70 95	82	A	Central Mich.	63 95	107	A	Akron	65 58	
				31	H	Ohio	47 72	98	H	Drake	87 73	109	A	Toledo	59 66	
												111	H	Eastern Mich.	80 87	
												133	H	Buffalo	76 74	
												141	A	Wisconsin	62 89	
												151	A	SIUE	67 93	
												175	A	Milwaukee	58 73	
												191	N	Kansas	58 66	
												231	H	Bowling Green	43 58	
												251	A	Miami (OH)	60 66	
												314	H	Bradley	68 64	
												315	N	Illinois St.	68 59	
												332	A	Kent St.	85 95	
												338	H	Eastern Ill.	79 63	
												339	A	Chicago St.	68 50	
												340	N	Cal St. Fullerton	72 49	
LAST 12 Division I GAMES:																
				340	N	Cal St. Fullerton	72 49					109	A	Toledo	59 66	
				31	A	Ohio	70 95					82	A	Central Mich.	63 95	
				133	H	Buffalo	76 74					111	H	Eastern Mich.	80 87	
				332	A	Kent St.	85 95					251	A	Miami (OH)	60 66	
				31	H	Ohio	47 72					107	A	Akron	65 58	
				231	H	Bowling Green	43 58					339	A	Chicago St.	68 50	

Non-Div I Games: Wis. Lutheran 69 42

Northern Ill.

■ Loss, 
 ■ Non-Conf, 
 ■ S Site, 
 ■ Home 
 ■ A Away 
 N Neutral

Average RPI Win:	222	WON-LOST	WINNING	LAST 10	STRENGTH OF	OPP. STRENGTH	TEAM	ADJ.	CONF.	ADJ CONF.
Average RPI Loss:	125	RECORD	PCT. RANK	GAMES	SCHEDULE	OF SCHEDULE	RPI	RPI	RPI	RPI
DIV. I ONLY	12- 8	115	6- 4	194	146	144	144	14	14	
DIV. I NON-CONF.	6- 3	100	0- 1	273	125	172	172	15	15	
TOTALS	RPI 1-25	RPI 26-50	W-L RECORDS	RPI 51-100	RPI 101-150	RPI 150+				
12- 8	0- 2	0- 0	OVERALL	1- 1	1- 1	10- 4				
5- 5	0- 2	0- 0	HOME	1- 0	0- 1	4- 2				
7- 3	0- 0	0- 0	AWAY	0- 1	1- 0	6- 2				
0- 0	0- 0	0- 0	NEUTRAL	0- 0	0- 0	0- 0				
6- 3	0- 1	0- 0	NON-CONFERENCE	1- 0	0- 1	5- 1				
4- 2	0- 1	0- 0	HOME	1- 0	0- 1	3- 0				
2- 1	0- 0	0- 0	AWAY	0- 0	0- 0	2- 1				
0- 0	0- 0	0- 0	NEUTRAL	0- 0	0- 0	0- 0				
6- 5	0- 1	0- 0	CONFERENCE	0- 1	1- 0	5- 3				
1- 3	0- 1	0- 0	HOME	0- 0	0- 0	1- 2				
5- 2	0- 0	0- 0	AWAY	0- 1	1- 0	4- 1				
0- 0	0- 0	0- 0	NEUTRAL	0- 0	0- 0	0- 0				

RPI	S	Opponent	Score	RPI	S	Opponent	Score	RPI	S	Opponent	Score	RPI	S	Opponent	Score	Team's RPI: 144
20	H	Green Bay	73 81					84	H	Marquette	83 78	107	H	Akron	75 77	
23	H	Kentucky	65 84					99	A	Wright St.	61 66	124	A	Youngstown St.	88 77	
												161	A	Detroit	65 66	
												175	H	Milwaukee	60 86	
												184	A	Robert Morris	72 70	
												203	A	Oakland	75 71	
												205	A	Cincinnati	68 71	
												207	A	Valparaiso	68 50	
												207	H	Valparaiso	60 61	
												220	A	Ill.-Chicago	72 61	
												220	H	Ill.-Chicago	55 53	
												247	H	Indiana St.	73 67	
												251	A	Miami (OH)	71 57	
												284	H	Tennessee Tech	88 62	
												301	A	Cleveland St.	83 51	
												333	H	IPFW	77 64	
LAST 12 Division I GAMES:																
207	A	Valparaiso	68 50	161	A	Detroit	65 66									
220	A	Ill.-Chicago	72 61	203	A	Oakland	75 71									
124	A	Youngstown St.	88 77	99	A	Wright St.	61 66									
301	A	Cleveland St.	83 51	220	H	Ill.-Chicago	55 53									
175	H	Milwaukee	60 86	207	H	Valparaiso	60 61									
20	H	Green Bay	73 81	107	H	Akron	75 77									

Non-Div I Games: Ind.-Kokomo 104 33 West Virginia St. 92 47

Northern Ky.

Loss, Non-Conf, S Site, H Home A Away N Neutral

## Northwestern

Through Games Of Feb. 8, 2016

Average RPI Win:	172	WON-LOST	WINNING	LAST 10	STRENGTH OF	OPP. STRENGTH	TEAM	ADJ.	CONF.	ADJ CONF.
Average RPI Loss:	51	RECORD	PCT. RANK	GAMES	SCHEDULE	OF SCHEDULE	RPI	RPI	RPI	RPI
DIV. I ONLY	14- 10	121	2- 8	59	58	85	85	4	4	
DIV. I NON-CONF.	11- 1	16	0- 0	226	196	65	65	3	3	
TOTALS	RPI 1-25	RPI 26-50	W-L RECORDS	RPI 51-100	RPI 101-150	RPI 150+				
14- 10	1- 4	0- 3	OVERALL	1- 2	3- 0	9- 1				
8- 5	1- 1	0- 3	HOME	1- 1	1- 0	5- 0				
3- 5	0- 0	0- 0	AWAY	0- 0	1- 0	2- 1				
3- 0	0- 0	0- 0	NEUTRAL	0- 0	1- 0	2- 0				
11- 1	0- 1	0- 0	NON-CONFERENCE	0- 0	3- 0	8- 0				
6- 1	0- 1	0- 0	HOME	0- 0	1- 0	5- 0				
2- 0	0- 0	0- 0	AWAY	0- 0	1- 0	1- 0				
3- 0	0- 0	0- 0	NEUTRAL	0- 0	1- 0	2- 0				
3- 9	1- 3	0- 3	CONFERENCE	1- 2	0- 0	1- 1				
2- 4	1- 0	0- 3	HOME	1- 1	0- 0	0- 0				
1- 5	0- 3	0- 0	AWAY	0- 1	0- 0	1- 1				
0- 0	0- 0	0- 0	NEUTRAL	0- 0	0- 0	0- 0				

RPI 1-25				RPI 26-50				RPI 51-100				Team's RPI: 85	RPI 101+			
RPI	S	Opponent	Score	RPI	S	Opponent	Score	RPI	S	Opponent	Score		RPI	S	Opponent	Score
5	A	Ohio St.	73 76	41	H	Indiana	84 91	73	H	Nebraska	85 62		106	A	North Carolina	85 72
5	H	Ohio St.	86 82	47	H	Purdue	71 85	86	A	Minnesota	92 95		115	N	Creighton	75 52
11	A	Maryland	62 80	50	H	Iowa	64 79	86	H	Minnesota	106 112		123	H	Western Mich.	86 62
13	A	Michigan St.	51 74										153	A	Illinois	69 59
19	H	DePaul	64 77										154	A	Loyola Chicago	81 72
													155	A	Penn St.	72 79
													164	N	East Carolina	78 75
													175	H	Milwaukee	69 44
													183	N	Eastern Wash.	74 70
													200	H	Idaho St.	72 36
													307	H	UMKC	80 38
													318	H	Alcorn	91 47
													327	H	Howard	89 49
LAST 12 Division I GAMES:																
86	H	Minnesota	106 112	11	A	Maryland	62 80									
153	A	Illinois	69 59	5	H	Ohio St.	86 82									
50	H	Iowa	64 79	13	A	Michigan St.	51 74									
5	A	Ohio St.	73 76	47	H	Purdue	71 85									
41	H	Indiana	84 91	73	H	Nebraska	85 62									
86	A	Minnesota	92 95	155	A	Penn St.	72 79									

Non-Div I Games:

Northwestern

■ Loss, 
 ■ Non-Conf, S Site, 
 ■ Home 
 ■ Away 
 N Neutral

Average RPI Win:	286	WON-LOST	WINNING	LAST 10	STRENGTH OF	OPP. STRENGTH	TEAM	ADJ.	CONF.	ADJ CONF.
Average RPI Loss:	131	RECORD	PCT. RANK	GAMES	SCHEDULE	OF SCHEDULE	RPI	RPI	RPI	RPI
DIV. I ONLY	8- 10	202	5- 5	108	313	173	173	27	27	
DIV. I NON-CONF.	2- 5	253	0- 0	4	300	132	132	26	26	
TOTALS	RPI 1-25	RPI 26-50	W-L RECORDS	RPI 51-100	RPI 101-150	RPI 150+				
8- 10	0- 2	0- 0	OVERALL	0- 1	0- 3	8- 4				
6- 1	0- 0	0- 0	HOME	0- 0	0- 1	6- 0				
2- 8	0- 1	0- 0	AWAY	0- 0	0- 0	2- 0				
0- 1	0- 0	0- 0	NEUTRAL	0- 0	0- 1	0- 0				
2- 5	0- 2	0- 0	NON-CONFERENCE	0- 0	0- 2	2- 1				
2- 0	0- 0	0- 0	HOME	0- 0	0- 0	2- 0				
0- 4	0- 2	0- 0	AWAY	0- 0	0- 1	0- 1				
0- 1	0- 0	0- 0	NEUTRAL	0- 0	0- 1	0- 0				
6- 5	0- 0	0- 0	CONFERENCE	0- 1	0- 1	6- 3				
4- 1	0- 0	0- 0	HOME	0- 0	0- 1	4- 0				
2- 4	0- 0	0- 0	AWAY	0- 1	0- 0	2- 3				
0- 0	0- 0	0- 0	NEUTRAL	0- 0	0- 0	0- 0				

RPI 1-25				RPI 26-50				RPI 51-100				RPI 101+ Team's RPI: 173			
RPI	S	Opponent	Score	RPI	S	Opponent	Score	RPI	S	Opponent	Score	RPI	S	Opponent	Score
4	A	Baylor	44 86					63	A	Abilene Christian	46 67	103	A	New Mexico St.	54 65
8	A	Texas	33 86									113	H	Central Ark.	49 74
												148	N	Long Beach St.	59 60
												158	A	SMU	36 74
												172	A	McNeese St.	74 78
												230	H	Grambling	71 62
												234	A	Stephen F. Austin	52 68
												243	H	Houston Baptist	55 44
												257	H	Sam Houston St.	69 49
												273	A	Lamar	73 51
												303	H	Southeastern La.	82 62
												310	A	Nicholls St.	61 70
												324	A	Incarnate Word	53 48
												328	H	A&M-Corpus Christi	60 43
												329	H	Jackson St.	59 54
LAST 12 Division I GAMES:															
234	A	Stephen F. Austin	52 68	328	H	A&M-Corpus Christi	60 43								
303	H	Southeastern La.	82 62	324	A	Incarnate Word	53 48								
113	H	Central Ark.	49 74	63	A	Abilene Christian	46 67								
172	A	McNeese St.	74 78	257	H	Sam Houston St.	69 49								
310	A	Nicholls St.	61 70	243	H	Houston Baptist	55 44								
273	A	Lamar	73 51	329	H	Jackson St.	59 54								

Non-Div I Games: LeTourneau 73 44 Xavier (LA) 73 57 LSU-Alexandria 94 65 Central Baptist 86 56 Northwestern St.



Average RPI Win:	80	WON-LOST	WINNING	LAST 10	STRENGTH OF	OPP. STRENGTH	TEAM	ADJ.	CONF.	ADJ CONF.
Average RPI Loss:	2	RECORD	PCT. RANK	GAMES	SCHEDULE	OF SCHEDULE	RPI	RPI	RPI	RPI
DIV. I ONLY	23- 1	2	5- 0	4	1	1	1	5	5	
DIV. I NON-CONF.	12- 1	9	1- 0	9	2	2	2	5	5	
TOTALS	RPI 1-25	RPI 26-50	W-L RECORDS	RPI 51-100	RPI 101-150	RPI 150+				
23- 1	6- 1	3- 0	OVERALL	8- 0	4- 0	2- 0				
11- 0	4- 0	2- 0	HOME	2- 0	3- 0	0- 0				
10- 1	1- 1	1- 0	AWAY	6- 0	1- 0	1- 0				
2- 0	1- 0	0- 0	NEUTRAL	0- 0	0- 0	1- 0				
12- 1	5- 1	0- 0	NON-CONFERENCE	3- 0	2- 0	2- 0				
6- 0	4- 0	0- 0	HOME	0- 0	2- 0	0- 0				
4- 1	0- 1	0- 0	AWAY	3- 0	0- 0	1- 0				
2- 0	1- 0	0- 0	NEUTRAL	0- 0	0- 0	1- 0				
11- 0	1- 0	3- 0	CONFERENCE	5- 0	2- 0	0- 0				
5- 0	0- 0	2- 0	HOME	2- 0	1- 0	0- 0				
6- 0	1- 0	1- 0	AWAY	3- 0	1- 0	0- 0				
0- 0	0- 0	0- 0	NEUTRAL	0- 0	0- 0	0- 0				

RPI 1-25				RPI 26-50				RPI 51-100				RPI 101+			
RPI	S	Opponent	Score	RPI	S	Opponent	Score	RPI	S	Opponent	Score	RPI	S	Opponent	Score
2	A	UConn	81 91	27	H	Syracuse	90 62	59	A	South Dakota St.	75 64	102	H	Bucknell	85 54
5	H	Ohio St.	75 72	39	A	Duke	68 61	75	A	Georgia Tech	54 42	106	H	North Carolina	88 54
7	H	Oregon St.	62 61	40	H	North Carolina St.	82 46	75	H	Georgia Tech	85 76	109	H	Toledo	74 39
9	N	UCLA	92 84					93	A	TCU	88 72	145	A	Pittsburgh	65 55
15	H	Tennessee	79 66					94	A	Virginia	74 46	207	A	Valparaiso	110 54
18	A	Louisville	66 61					94	H	Virginia Tech	80 41	305	N	Denver	94 52
19	H	DePaul	95 90					96	A	Saint Joseph's	91 55				
								100	A	Boston College	63 50				
LAST 12 Division I GAMES:															
		9 N UCLA	92 84			27 H Syracuse	90 62								
		18 A Louisville	66 61			15 H Tennessee	79 66								
		40 H North Carolina St.	82 46			100 A Boston College	63 50								
		39 A Duke	68 61			106 H North Carolina	88 54								
		75 A Georgia Tech	54 42			94 A Virginia	74 46								
		94 H Virginia Tech	80 41			145 A Pittsburgh	65 55								

Non-Div I Games:

Notre Dame

Average RPI Win:	257	WON-LOST	WINNING	LAST 10	STRENGTH OF	OPP. STRENGTH	TEAM	ADJ.	CONF.	ADJ CONF.
Average RPI Loss:	152	RECORD	PCT. RANK	GAMES	SCHEDULE	OF SCHEDULE	RPI	RPI	RPI	RPI
DIV. I ONLY	10- 10	167	4- 6	281	221	203	203	14	14	
DIV. I NON-CONF.	6- 3	100	2- 0	338	310	224	224	15	15	
TOTALS	RPI 1-25	RPI 26-50	W-L RECORDS	RPI 51-100	RPI 101-150	RPI 150+				
10- 10	1- 1	0- 0	OVERALL	0- 2	0- 3	9- 4				
3- 5	0- 1	0- 0	HOME	0- 2	0- 2	3- 0				
7- 5	1- 0	0- 0	AWAY	0- 0	0- 1	6- 4				
0- 0	0- 0	0- 0	NEUTRAL	0- 0	0- 0	0- 0				
6- 3	0- 1	0- 0	NON-CONFERENCE	0- 1	0- 0	6- 1				
2- 2	0- 1	0- 0	HOME	0- 1	0- 0	2- 0				
4- 1	0- 0	0- 0	AWAY	0- 0	0- 0	4- 1				
0- 0	0- 0	0- 0	NEUTRAL	0- 0	0- 0	0- 0				
4- 7	1- 0	0- 0	CONFERENCE	0- 1	0- 3	3- 3				
1- 3	0- 0	0- 0	HOME	0- 1	0- 2	1- 0				
3- 4	1- 0	0- 0	AWAY	0- 0	0- 1	2- 3				
0- 0	0- 0	0- 0	NEUTRAL	0- 0	0- 0	0- 0				

RPI 1-25				RPI 26-50				RPI 51-100				RPI 101+ Team's RPI: 203			
RPI	S	Opponent	Score	RPI	S	Opponent	Score	RPI	S	Opponent	Score	RPI	S	Opponent	Score
13	H	Michigan St.	62 82					82	H	Central Mich.	87 110	124	A	Youngstown St.	63 67
20	A	Green Bay	58 56					99	H	Wright St.	72 77	124	H	Youngstown St.	77 96
												144	H	Northern Ky.	71 75
												161	A	Detroit	79 73
												175	A	Milwaukee	64 77
												207	A	Valparaiso	66 81
												220	A	Ill.-Chicago	78 76
												251	A	Miami (OH)	54 65
												269	H	Dartmouth	78 60
												287	A	Vermont	74 68
												289	A	Niagara	77 67
												301	A	Cleveland St.	75 88
												301	H	Cleveland St.	79 69
												333	H	IPFW	81 74
												339	A	Chicago St.	74 51
												346	A	Norfolk St.	83 73
LAST 12 Division I GAMES:															
301	A	Cleveland St.	75 88	144	H	Northern Ky.	71 75								
124	A	Youngstown St.	63 67	207	A	Valparaiso	66 81								
175	A	Milwaukee	64 77	220	A	Ill.-Chicago	78 76								
20	A	Green Bay	58 56	301	H	Cleveland St.	79 69								
161	A	Detroit	79 73	287	A	Vermont	74 68								
99	H	Wright St.	72 77	333	H	IPFW	81 74								

Non-Div I Games: Rochester College 83 49 Mich.-Dearborn 123 38

Oakland

Loss, Non-Conf, S Site, H Home A Away N Neutral

Average RPI Win:	173	WON-LOST	WINNING	LAST 10	STRENGTH OF	OPP. STRENGTH	TEAM	ADJ.	CONF.	ADJ CONF.
Average RPI Loss:	92	RECORD	PCT. RANK	GAMES	SCHEDULE	OF SCHEDULE	RPI	RPI	RPI	RPI
DIV. I ONLY	18- 4	31	9- 1	113	103	31	31	11	11	
DIV. I NON-CONF.	8- 3	77	1- 0	188	54	64	64	13	13	
TOTALS	RPI 1-25	RPI 26-50	W-L RECORDS	RPI 51-100	RPI 101-150	RPI 150+				
18- 4	0- 1	1- 0	OVERALL	5- 1	3- 1	9- 1				
8- 0	0- 0	0- 0	HOME	3- 0	2- 0	3- 0				
6- 4	0- 0	0- 0	AWAY	1- 1	1- 0	4- 0				
4- 0	0- 0	1- 0	NEUTRAL	1- 0	0- 0	2- 0				
8- 3	0- 1	1- 0	NON-CONFERENCE	2- 1	0- 0	5- 1				
3- 0	0- 0	0- 0	HOME	1- 0	0- 0	2- 0				
1- 3	0- 1	0- 0	AWAY	0- 1	0- 0	1- 1				
4- 0	0- 0	1- 0	NEUTRAL	1- 0	0- 0	2- 0				
10- 1	0- 0	0- 0	CONFERENCE	3- 0	3- 1	4- 0				
5- 0	0- 0	0- 0	HOME	2- 0	2- 0	1- 0				
5- 1	0- 0	0- 0	AWAY	1- 0	1- 1	3- 0				
0- 0	0- 0	0- 0	NEUTRAL	0- 0	0- 0	0- 0				

RPI 1-25				RPI 26-50				Team's RPI: 31				RPI 51-100				RPI 101+			
RPI	S	Opponent	Score	RPI	S	Opponent	Score	RPI	S	Opponent	Score	RPI	S	Opponent	Score	RPI	S	Opponent	Score
24	A	Duquesne	47 64	41	N	Indiana	63 56	54	A	Ball St.	68 67	107	H	Akron	75 55				
								54	H	Ball St.	73 48	111	A	Eastern Mich.	71 64				
								58	A	Vanderbilt	59 62	123	H	Western Mich.	73 63				
								72	N	FGCU	69 57	133	A	Buffalo	43 51				
								79	H	Middle Tenn.	72 49	153	A	Illinois	53 62				
								82	H	Central Mich.	86 84	164	N	East Carolina	64 61				
												231	A	Bowling Green	72 57				
												241	A	UNCW	75 59				
												256	A	Northern Ill.	72 47				
												256	H	Northern Ill.	95 70				
												277	H	Saint Francis (PA)	91 65				
												309	N	Winthrop	75 54				
												332	A	Kent St.	93 54				
												333	H	IPFW	79 52				
LAST 12 Division I GAMES:																			
256	H	Northern Ill.	95 70	82	H	Central Mich.	86 84	111	A	Eastern Mich.	71 64								
133	A	Buffalo	43 51	231	A	Bowling Green	72 57	54	H	Ball St.	73 48								
54	A	Ball St.	68 67	123	H	Western Mich.	73 63	79	H	Middle Tenn.	72 49								
107	H	Akron	75 55																
256	A	Northern Ill.	72 47																
332	A	Kent St.	93 54																

Non-Div I Games:

Ohio

Average RPI Win: 97		WON-LOST	WINNING	LAST 10	STRENGTH OF		OPP. STRENGTH	TEAM	ADJ.	CONF.	ADJ CONF.
Average RPI Loss: 23		RECORD	PCT. RANK	GAMES	SCHEDULE		OF SCHEDULE	RPI	RPI	RPI	RPI
DIV. I ONLY		19- 4	24	9- 1	2		13	5	5	4	4
DIV. I NON-CONF.		8- 3	77	0- 0	8		34	9	9	3	3
TOTALS		RPI 1-25	RPI 26-50		W-L RECORDS		RPI 51-100	RPI 101-150		RPI 150+	
19- 4	4- 3	5- 0		OVERALL		3- 1	3- 0		4- 0		
12- 1	2- 1	4- 0		HOME		2- 0	2- 0		2- 0		
5- 3	1- 2	1- 0		AWAY		1- 1	0- 0		2- 0		
2- 0	1- 0	0- 0		NEUTRAL		0- 0	1- 0		0- 0		
8- 3	1- 3	1- 0		NON-CONFERENCE		1- 0	2- 0		3- 0		
5- 1	0- 1	1- 0		HOME		1- 0	1- 0		2- 0		
1- 2	0- 2	0- 0		AWAY		0- 0	0- 0		1- 0		
2- 0	1- 0	0- 0		NEUTRAL		0- 0	1- 0		0- 0		
11- 1	3- 0	4- 0		CONFERENCE		2- 1	1- 0		1- 0		
7- 0	2- 0	3- 0		HOME		1- 0	1- 0		0- 0		
4- 1	1- 0	1- 0		AWAY		1- 1	0- 0		1- 0		
0- 0	0- 0	0- 0		NEUTRAL		0- 0	0- 0		0- 0		

RPI	S	Opponent	Score	RPI	S	Opponent	Score	RPI	S	Opponent	Score	RPI	S	Opponent	Score
1	A	Notre Dame	72 75	41	H	Indiana	97 70	76	A	Michigan	97 93	101	N	Liberty	75 65
2	H	UConn	56 100	42	A	Rutgers	67 58	85	A	Northwestern	82 86	110	H	Belmont	84 56
3	A	South Carolina	80 88	42	H	Rutgers	90 78	85	H	Northwestern	76 73	141	H	Wisconsin	87 61
11	A	Maryland	80 71	46	H	Princeton	90 70	94	H	Virginia	93 73	153	A	Illinois	80 70
11	H	Maryland	94 86	47	H	Purdue	90 70					205	A	Cincinnati	105 76
13	H	Michigan St.	85 80									274	H	N.C. A&T	89 56
17	N	Texas A&M	95 80									342	H	Wagner	106 47
LAST 12 Division I GAMES:															
		11	H	Maryland	94	86			47	H	Purdue	90	70		
		141	H	Wisconsin	87	61			85	A	Northwestern	82	86		
		153	A	Illinois	80	70			42	H	Rutgers	90	78		
		85	H	Northwestern	76	73			41	H	Indiana	97	70		
		42	A	Rutgers	67	58			11	A	Maryland	80	71		
		76	A	Michigan	97	93			13	H	Michigan St.	85	80		

Non-Div I Games:

Ohio St.

■ Loss, 
■ Non-Conf, S Site, 
■ Home 
■ Away 
N Neutral

Average RPI Win:	131	WON-LOST	WINNING	LAST 10	STRENGTH OF	OPP. STRENGTH	TEAM	ADJ.	CONF.	ADJ CONF.
Average RPI Loss:	44	RECORD	PCT. RANK	GAMES	SCHEDULE	OF SCHEDULE	RPI	RPI	RPI	RPI
DIV. I ONLY	16- 6	59	6- 4	46	14	30	30	3	3	
DIV. I NON-CONF.	9- 2	37	0- 1	202	18	69	69	4	4	
TOTALS	RPI 1-25	RPI 26-50	W-L RECORDS	RPI 51-100	RPI 101-150	RPI 150+				
16- 6	1- 5	3- 0	OVERALL	5- 0	1- 0	6- 1				
9- 2	1- 1	2- 0	HOME	1- 0	1- 0	4- 1				
5- 3	0- 3	1- 0	AWAY	2- 0	0- 0	2- 0				
2- 1	0- 1	0- 0	NEUTRAL	2- 0	0- 0	0- 0				
9- 2	1- 1	1- 0	NON-CONFERENCE	2- 0	0- 0	5- 1				
4- 1	1- 0	0- 0	HOME	0- 0	0- 0	3- 1				
3- 0	0- 0	1- 0	AWAY	0- 0	0- 0	2- 0				
2- 1	0- 1	0- 0	NEUTRAL	2- 0	0- 0	0- 0				
7- 4	0- 4	2- 0	CONFERENCE	3- 0	1- 0	1- 0				
5- 1	0- 1	2- 0	HOME	1- 0	1- 0	1- 0				
2- 3	0- 3	0- 0	AWAY	2- 0	0- 0	0- 0				
0- 0	0- 0	0- 0	NEUTRAL	0- 0	0- 0	0- 0				

RPI 1-25				RPI 26-50				RPI 51-100				RPI 101+			
RPI	S	Opponent	Score	RPI	S	Opponent	Score	RPI	S	Opponent	Score	RPI	S	Opponent	Score
4	A	Baylor	68 78	36	H	West Virginia	57 54	68	N	Utah	70 55	130	H	Texas Tech	92 53
8	A	Texas	76 83	37	A	Washington	71 68	92	A	Iowa St.	77 71	171	H	Little Rock	65 52
12	H	BYU	73 47	49	H	Kansas St.	68 58	93	A	TCU	78 65	178	A	Tulsa	75 62
16	A	Oklahoma St.	42 73					93	H	TCU	77 64	191	H	Kansas	67 44
16	H	Oklahoma St.	69 71					100	N	Boston College	76 61	201	H	North Texas	57 61
17	N	Texas A&M	68 74									228	H	UTSA	80 41
												309	H	Winthrop	78 48
												314	A	Bradley	79 46
LAST 12 Division I GAMES:															
93	H	TCU	77 64	16	A	Oklahoma St.	42 73								
16	H	Oklahoma St.	69 71	49	H	Kansas St.	68 58								
92	A	Iowa St.	77 71	93	A	TCU	78 65								
36	H	West Virginia	57 54	4	A	Baylor	68 78								
8	A	Texas	76 83	191	H	Kansas	67 44								
130	H	Texas Tech	92 53	17	N	Texas A&M	68 74								

Non-Div I Games:

Oklahoma

■ Loss, 
 ■ Non-Conf, S Site, 
 ■ Home 
 ■ Away 
 N Neutral

Average RPI Win:	140	WON-LOST	WINNING	LAST 10	STRENGTH OF	OPP. STRENGTH	TEAM	ADJ.	CONF.	ADJ CONF.
Average RPI Loss:	48	RECORD	PCT. RANK	GAMES	SCHEDULE	OF SCHEDULE	RPI	RPI	RPI	RPI
DIV. I ONLY	18- 4	31	7- 3	51	50	16	16	3	3	
DIV. I NON-CONF.	10- 1	19	1- 0	161	191	28	28	4	4	
TOTALS	RPI 1-25	RPI 26-50	W-L RECORDS	RPI 51-100	RPI 101-150	RPI 150+				
18- 4	1- 1	2- 2	OVERALL	4- 1	3- 0	8- 0				
13- 1	1- 1	1- 0	HOME	3- 0	2- 0	6- 0				
5- 3	0- 0	1- 2	AWAY	1- 1	1- 0	2- 0				
0- 0	0- 0	0- 0	NEUTRAL	0- 0	0- 0	0- 0				
10- 1	0- 0	0- 1	NON-CONFERENCE	2- 0	1- 0	7- 0				
8- 0	0- 0	0- 0	HOME	1- 0	1- 0	6- 0				
2- 1	0- 0	0- 1	AWAY	1- 0	0- 0	1- 0				
0- 0	0- 0	0- 0	NEUTRAL	0- 0	0- 0	0- 0				
8- 3	1- 1	2- 1	CONFERENCE	2- 1	2- 0	1- 0				
5- 1	1- 1	1- 0	HOME	2- 0	1- 0	0- 0				
3- 2	0- 0	1- 1	AWAY	0- 1	1- 0	1- 0				
0- 0	0- 0	0- 0	NEUTRAL	0- 0	0- 0	0- 0				

RPI	S	Opponent	Score	RPI	S	Opponent	Score	RPI	S	Opponent	Score	RPI	S	Opponent	Score
4	H	Baylor	52 45	30	A	Oklahoma	71 69	67	H	Washington St.	70 60	106	H	North Carolina	77 67
8	H	Texas	48 78	30	H	Oklahoma	73 42	87	A	Missouri St.	74 55	130	A	Texas Tech	69 46
				43	A	South Fla.	46 68	92	A	Iowa St.	42 49	130	H	Texas Tech	70 57
				49	A	Kansas St.	44 47	92	H	Iowa St.	79 76	151	H	SIUE	86 61
								93	H	TCU	80 52	158	H	Oral Roberts	59 55
												182	H	UTRGV	78 54
												191	A	Kansas	74 46
												236	H	Texas Southern	87 52
												258	A	UCF	74 55
												273	H	Lamar	90 45
												293	H	Savannah St.	76 48
LAST 12 Division I GAMES:															
130	H	Texas Tech	70 57	49	A	Kansas St.	44 47								
30	A	Oklahoma	71 69	8	H	Texas	48 78								
93	H	TCU	80 52	130	A	Texas Tech	69 46								
191	A	Kansas	74 46	92	A	Iowa St.	42 49								
92	H	Iowa St.	79 76	4	H	Baylor	52 45								
30	H	Oklahoma	73 42	293	H	Savannah St.	76 48								

Non-Div I Games:

Oklahoma St.

Average RPI Win:	211	WON-LOST	WINNING	LAST 10	STRENGTH OF	OPP. STRENGTH	TEAM	ADJ.	CONF.	ADJ CONF.
Average RPI Loss:	119	RECORD	PCT. RANK	GAMES	SCHEDULE	OF SCHEDULE	RPI	RPI	RPI	RPI
DIV. I ONLY	10- 12	194	6- 4	98	172	157	157	12	12	
DIV. I NON-CONF.	4- 8	234	1- 1	167	255	222	222	10	10	
TOTALS	RPI 1-25	RPI 26-50	W-L RECORDS	RPI 51-100	RPI 101-150	RPI 150+				
10- 12	0- 1	0- 1	OVERALL	3- 3	1- 3	6- 4				
6- 3	0- 0	0- 1	HOME	1- 0	1- 1	4- 1				
4- 6	0- 0	0- 0	AWAY	2- 2	0- 1	2- 3				
0- 3	0- 1	0- 0	NEUTRAL	0- 1	0- 1	0- 0				
4- 8	0- 1	0- 1	NON-CONFERENCE	0- 2	0- 2	4- 2				
2- 2	0- 0	0- 1	HOME	0- 0	0- 1	2- 0				
2- 3	0- 0	0- 0	AWAY	0- 1	0- 0	2- 2				
0- 3	0- 1	0- 0	NEUTRAL	0- 1	0- 1	0- 0				
6- 4	0- 0	0- 0	CONFERENCE	3- 1	1- 1	2- 2				
4- 1	0- 0	0- 0	HOME	1- 0	1- 0	2- 1				
2- 3	0- 0	0- 0	AWAY	2- 1	0- 1	0- 1				
0- 0	0- 0	0- 0	NEUTRAL	0- 0	0- 0	0- 0				

RPI 1-25				RPI 26-50				RPI 51-100				RPI 101+ Team's RPI: 157			
RPI	S	Opponent	Score	RPI	S	Opponent	Score	RPI	S	Opponent	Score	RPI	S	Opponent	Score
11	N	Maryland	49 95	38	H	Miami (FL)	35 61	57	A	Western Ky.	51 68	134	A	Marshall	62 80
								59	N	South Dakota St.	39 71	138	H	Southern Miss.	53 45
								79	A	Middle Tenn.	61 58	145	N	Pittsburgh	58 67
								90	A	Charlotte	71 59	147	H	ETSU	52 56
								90	H	Charlotte	94 85	162	H	Fla. Atlantic	85 45
								97	A	VCU	54 74	166	H	Louisiana Tech	51 69
												169	A	UAB	55 58
												198	A	William & Mary	64 75
												204	A	Richmond	57 62
												255	H	Loyola Maryland	64 41
												306	H	FIU	84 49
												320	A	UMES	69 52
												327	A	Howard	83 64
												342	H	Wagner	71 57
LAST 12 Division I GAMES:															
		90	H	Charlotte			94	85			169	A	UAB		55 58
		306	H	FIU			84	49			138	H	Southern Miss.		53 45
		162	H	Fla. Atlantic			85	45			166	H	Louisiana Tech		51 69
		134	A	Marshall			62	80			90	A	Charlotte		71 59
		57	A	Western Ky.			51	68			198	A	William & Mary		64 75
		79	A	Middle Tenn.			61	58			320	A	UMES		69 52

Non-Div I Games:

Old Dominion

■ Loss, 
■ Non-Conf, 
■ S Site, 
■ H Home 
■ A Away 
N Neutral

Average RPI Win:	213	WON-LOST	WINNING	LAST 10	STRENGTH OF	OPP. STRENGTH	TEAM	ADJ.	CONF.	ADJ CONF.
Average RPI Loss:	69	RECORD	PCT. RANK	GAMES	SCHEDULE	OF SCHEDULE	RPI	RPI	RPI	RPI
DIV. I ONLY	10- 13	205	2- 8	49	113	137	137	2	2	
DIV. I NON-CONF.	8- 5	119	2- 0	219	333	183	183	2	2	
TOTALS	RPI 1-25	RPI 26-50	W-L RECORDS	RPI 51-100	RPI 101-150	RPI 150+				
10- 13	1- 4	0- 2	OVERALL	2- 3	1- 4	6- 0				
8- 5	1- 1	0- 1	HOME	2- 2	0- 1	5- 0				
2- 8	0- 3	0- 1	AWAY	0- 1	1- 3	1- 0				
0- 0	0- 0	0- 0	NEUTRAL	0- 0	0- 0	0- 0				
8- 5	0- 0	0- 0	NON-CONFERENCE	1- 3	1- 2	6- 0				
6- 3	0- 0	0- 0	HOME	1- 2	0- 1	5- 0				
2- 2	0- 0	0- 0	AWAY	0- 1	1- 1	1- 0				
0- 0	0- 0	0- 0	NEUTRAL	0- 0	0- 0	0- 0				
2- 8	1- 4	0- 2	CONFERENCE	1- 0	0- 2	0- 0				
2- 2	1- 1	0- 1	HOME	1- 0	0- 0	0- 0				
0- 6	0- 3	0- 1	AWAY	0- 0	0- 2	0- 0				
0- 0	0- 0	0- 0	NEUTRAL	0- 0	0- 0	0- 0				

RPI	S	Opponent	Score	RPI	S	Opponent	Score	RPI	S	Opponent	Score	RPI	S	Opponent	Score	Team's RPI: 137
3	A	South Carolina	62 81	28	A	Georgia	56 70	57	H	Western Ky.	59 53	112	A	Stony Brook	72 57	
17	A	Texas A&M	58 81	32	H	Missouri	46 60	58	H	Vanderbilt	55 52	116	A	LSU	57 76	
21	H	Florida	65 85					79	A	Middle Tenn.	75 84	125	H	La.-Lafayette	78 82	
22	A	Mississippi St.	51 79					80	H	Tulane	59 61	138	A	Southern Miss.	38 57	
23	H	Kentucky	73 65					87	H	Missouri St.	78 91	149	A	Alabama	37 48	
												172	H	McNeese St.	96 56	
												335	H	New Orleans	97 59	
												336	H	Ark.-Pine Bluff	80 45	
												342	A	Wagner	86 49	
												345	H	Alabama A&M	103 42	
												347	H	Mississippi Val.	97 61	
LAST 12 Division I GAMES:																
28	A	Georgia	56 70	17	A	Texas A&M	58 81									
149	A	Alabama	37 48	21	H	Florida	65 85									
32	H	Missouri	46 60	116	A	LSU	57 76									
3	A	South Carolina	62 81	58	H	Vanderbilt	55 52									
23	H	Kentucky	73 65	345	H	Alabama A&M	103 42									
22	A	Mississippi St.	51 79	172	H	McNeese St.	96 56									

Non-Div I Games:

Ole Miss

■ Loss, 
 ■ Non-Conf, 
 ■ S Site, 
 ■ H Home 
 ■ A Away 
 N Neutral



Average RPI Win: <b>295</b>	WON-LOST	WINNING	LAST 10	STRENGTH OF	OPP. STRENGTH	TEAM	ADJ.	CONF.	ADJ CONF.
Average RPI Loss: <b>136</b>	RECORD	PCT. RANK	GAMES	SCHEDULE	OF SCHEDULE	RPI	RPI	RPI	RPI
DIV. I ONLY	<b>9- 12</b>	<b>208</b>	<b>3- 7</b>	<b>266</b>	<b>252</b>	<b>264</b>	<b>264</b>	<b>18</b>	<b>18</b>
DIV. I NON-CONF.	<b>5- 5</b>	<b>160</b>	<b>0- 1</b>	<b>334</b>	<b>265</b>	<b>285</b>	<b>285</b>	<b>19</b>	<b>19</b>
TOTALS	RPI 1-25	RPI 26-50	W-L RECORDS	RPI 51-100	RPI 101-150	RPI 150+			
9- 12	0- 0	0- 0	OVERALL	0- 4	0- 3	9- 5			
6- 5	0- 0	0- 0	HOME	0- 2	0- 1	6- 2			
2- 6	0- 0	0- 0	AWAY	0- 2	0- 2	2- 2			
1- 1	0- 0	0- 0	NEUTRAL	0- 0	0- 0	1- 1			
5- 5	0- 0	0- 0	NON-CONFERENCE	0- 0	0- 2	5- 3			
3- 2	0- 0	0- 0	HOME	0- 0	0- 1	3- 1			
1- 2	0- 0	0- 0	AWAY	0- 0	0- 1	1- 1			
1- 1	0- 0	0- 0	NEUTRAL	0- 0	0- 0	1- 1			
4- 7	0- 0	0- 0	CONFERENCE	0- 4	0- 1	4- 2			
3- 3	0- 0	0- 0	HOME	0- 2	0- 0	3- 1			
1- 4	0- 0	0- 0	AWAY	0- 2	0- 1	1- 1			
0- 0	0- 0	0- 0	NEUTRAL	0- 0	0- 0	0- 0			

RPI	S	Opponent	Score	RPI	S	Opponent	Score	RPI	S	Opponent	Score	RPI	S	Opponent	Score	Team's RPI: 264
59	A	South Dakota St.	58	68	114	A	IUPUI	59	75							
59	H	South Dakota St.	47	65	115	H	Creighton	46	69							
81	A	South Dakota	76	82	127	A	North Dakota	52	67							
81	H	South Dakota	55	70	151	A	SIUE	86	90							
					158	H	Oral Roberts	65	67							
					217	H	Utah Valley	59	74							
					227	A	Western Ill.	55	74							
					227	H	Western Ill.	79	66							
					243	N	Houston Baptist	51	64							
					247	A	Indiana St.	51	50							
					258	H	UCF	75	60							
					305	H	Denver	67	55							
					307	H	UMKC	57	42							
					315	N	Illinois St.	60	56							
					321	H	North Dakota St.	77	52							
					333	A	IPFW	60	58							
					338	H	Eastern Ill.	76	67							
LAST 12 Division I GAMES:																
81	H	South Dakota	55	70	114	A	IUPUI	59	75							
59	H	South Dakota St.	47	65	81	A	South Dakota	76	82							
227	A	Western Ill.	55	74	59	A	South Dakota St.	58	68							
333	A	IPFW	60	58	227	H	Western Ill.	79	66							
158	H	Oral Roberts	65	67	321	H	North Dakota St.	77	52							
305	H	Denver	67	55	217	H	Utah Valley	59	74							

Non-Div I Games: Midland 58 53 Waldorf 97 32

Omaha

Loss, Non-Conf, S Site, H Home A Away N Neutral

Oral Roberts

Through Games Of Feb. 8, 2016

Average RPI Win:	241	WON-LOST	WINNING	LAST 10	STRENGTH OF	OPP. STRENGTH	TEAM	ADJ.	CONF.	ADJ CONF.
Average RPI Loss:	112	RECORD	PCT. RANK	GAMES	SCHEDULE	OF SCHEDULE	RPI	RPI	RPI	RPI
DIV. I ONLY	10- 11	185	8- 2	187	118	158	158	18	18	
DIV. I NON-CONF.	2- 8	290	1- 0	122	6	187	187	19	19	
TOTALS	RPI 1-25	RPI 26-50	W-L RECORDS	RPI 51-100	RPI 101-150	RPI 150+				
10- 11	0- 2	0- 0	OVERALL	1- 3	1- 3	8- 3				
4- 3	0- 0	0- 0	HOME	1- 1	0- 1	3- 1				
6- 8	0- 2	0- 0	AWAY	0- 2	1- 2	5- 2				
0- 0	0- 0	0- 0	NEUTRAL	0- 0	0- 0	0- 0				
2- 8	0- 2	0- 0	NON-CONFERENCE	0- 2	0- 2	2- 2				
0- 1	0- 0	0- 0	HOME	0- 0	0- 0	0- 1				
2- 7	0- 2	0- 0	AWAY	0- 2	0- 2	2- 1				
0- 0	0- 0	0- 0	NEUTRAL	0- 0	0- 0	0- 0				
8- 3	0- 0	0- 0	CONFERENCE	1- 1	1- 1	6- 1				
4- 2	0- 0	0- 0	HOME	1- 1	0- 1	3- 0				
4- 1	0- 0	0- 0	AWAY	0- 0	1- 0	3- 1				
0- 0	0- 0	0- 0	NEUTRAL	0- 0	0- 0	0- 0				

RPI 1-25				RPI 26-50				RPI 51-100				RPI 101+ Team's RPI: 158			
RPI	S	Opponent	Score	RPI	S	Opponent	Score	RPI	S	Opponent	Score	RPI	S	Opponent	Score
4	A	Baylor	39 97					59	H	South Dakota St.	50 68	111	A	Eastern Mich.	69 77
16	A	Oklahoma St.	55 59					76	A	Michigan	44 61	114	A	IUPUI	52 47
								81	H	South Dakota	60 56	114	H	IUPUI	54 57
								87	A	Missouri St.	64 72	131	A	Arkansas	50 65
												171	H	Little Rock	52 66
												178	A	Tulsa	59 53
												191	A	Kansas	70 63
												227	A	Western Ill.	61 72
												233	A	Grand Canyon	64 66
												264	A	Omaha	67 65
												305	A	Denver	59 56
												305	H	Denver	65 33
												321	A	North Dakota St.	52 42
												321	H	North Dakota St.	59 58
												333	H	IPFW	61 59
LAST 12 Division I GAMES:															
305	A	Denver	59 56	333	H	IPFW	61 59								
321	H	North Dakota St.	59 58	321	A	North Dakota St.	52 42								
114	H	IUPUI	54 57	81	H	South Dakota	60 56								
59	H	South Dakota St.	50 68	114	A	IUPUI	52 47								
305	H	Denver	65 33	227	A	Western Ill.	61 72								
264	A	Omaha	67 65	191	A	Kansas	70 63								

Non-Div I Games: Lyon 49 68 Evangel 89 46

Oral Roberts

Loss, Non-Conf, S Site, H Home A Away N Neutral

Oregon

Through Games Of Feb. 8, 2016

Average RPI Win:	164	WON-LOST	WINNING	LAST 10	STRENGTH OF	OPP. STRENGTH	TEAM	ADJ.	CONF.	ADJ CONF.
Average RPI Loss:	11	RECORD	PCT. RANK	GAMES	SCHEDULE	OF SCHEDULE	RPI	RPI	RPI	RPI
DIV. I ONLY	17- 6	52	6- 4	129	5	61	61	1	1	
DIV. I NON-CONF.	11- 0	1	0- 0	332	51	83	83	1	1	
TOTALS	RPI 1-25	RPI 26-50	W-L RECORDS	RPI 51-100	RPI 101-150	RPI 150+				
17- 6	0- 5	1- 1	OVERALL	4- 0	3- 0	9- 0				
12- 3	0- 3	0- 0	HOME	2- 0	2- 0	8- 0				
5- 3	0- 2	1- 1	AWAY	2- 0	1- 0	1- 0				
0- 0	0- 0	0- 0	NEUTRAL	0- 0	0- 0	0- 0				
11- 0	0- 0	0- 0	NON-CONFERENCE	1- 0	2- 0	8- 0				
10- 0	0- 0	0- 0	HOME	1- 0	1- 0	8- 0				
1- 0	0- 0	0- 0	AWAY	0- 0	1- 0	0- 0				
0- 0	0- 0	0- 0	NEUTRAL	0- 0	0- 0	0- 0				
6- 6	0- 5	1- 1	CONFERENCE	3- 0	1- 0	1- 0				
2- 3	0- 3	0- 0	HOME	1- 0	1- 0	0- 0				
4- 3	0- 2	1- 1	AWAY	2- 0	0- 0	1- 0				
0- 0	0- 0	0- 0	NEUTRAL	0- 0	0- 0	0- 0				

RPI S	Opponent	Score	RPI S	Opponent	Score	RPI S	Opponent	Score	Team's RPI: 61	RPI S	Opponent	Score
6	H Stanford	62 64	26	A Southern California	67 74	67	A Washington St.	73 48		104	H Arizona	76 54
7	A Oregon St.	33 60	37	A Washington	75 63	68	A Utah	77 65		106	A North Carolina	79 77
7	H Oregon St.	45 59				70	H UC Riverside	95 81		127	H North Dakota	77 51
9	A UCLA	69 80				74	H California	69 59		167	H Hampton	86 51
10	H Arizona St.	58 63								181	A Colorado	59 46
LAST 12 Division I GAMES:												
			37	A Washington	75 63	74	H California	69 59		209	H San Jose St.	104 74
			67	A Washington St.	73 48	6	H Stanford	62 64		217	H Utah Valley	79 68
			104	H Arizona	76 54	7	H Oregon St.	45 59		237	H Clemson	69 56
			10	H Arizona St.	58 63	7	A Oregon St.	33 60		249	H Seattle	82 62
			68	A Utah	77 65	26	A Southern California	67 74		267	H UC Santa Barbara	79 51
			181	A Colorado	59 46	9	A UCLA	69 80		281	H Portland	93 52
										322	H Portland St.	122 59

Non-Div I Games:

Oregon

Loss, Non-Conf, S Site, H Home A Away N Neutral

Average RPI Win:	112	WON-LOST	WINNING	LAST 10	STRENGTH OF	OPP. STRENGTH	TEAM	ADJ.	CONF.	ADJ CONF.
Average RPI Loss:	8	RECORD	PCT. RANK	GAMES	SCHEDULE	OF SCHEDULE	RPI	RPI	RPI	RPI
DIV. I ONLY	20- 3	12	10- 0	32	6	7	7	1	1	
DIV. I NON-CONF.	9- 2	37	0- 0	115	27	42	42	1	1	
TOTALS	RPI 1-25	RPI 26-50	W-L RECORDS	RPI 51-100	RPI 101-150	RPI 150+				
20- 3	2- 3	2- 0	OVERALL	8- 0	3- 0	5- 0				
10- 1	2- 1	0- 0	HOME	3- 0	2- 0	3- 0				
8- 2	0- 2	2- 0	AWAY	4- 0	0- 0	2- 0				
2- 0	0- 0	0- 0	NEUTRAL	1- 0	1- 0	0- 0				
9- 2	0- 2	0- 0	NON-CONFERENCE	3- 0	2- 0	4- 0				
5- 1	0- 1	0- 0	HOME	1- 0	1- 0	3- 0				
2- 1	0- 1	0- 0	AWAY	1- 0	0- 0	1- 0				
2- 0	0- 0	0- 0	NEUTRAL	1- 0	1- 0	0- 0				
11- 1	2- 1	2- 0	CONFERENCE	5- 0	1- 0	1- 0				
5- 0	2- 0	0- 0	HOME	2- 0	1- 0	0- 0				
6- 1	0- 1	2- 0	AWAY	3- 0	0- 0	1- 0				
0- 0	0- 0	0- 0	NEUTRAL	0- 0	0- 0	0- 0				

RPI 1-25				RPI 26-50				RPI 51-100				RPI 101+			
RPI	S	Opponent	Score	RPI	S	Opponent	Score	RPI	S	Opponent	Score	RPI	S	Opponent	Score
1	A	Notre Dame	61 62	26	A	Southern California	57 49	61	A	Oregon	59 45	104	H	Arizona	71 43
6	H	Stanford	58 50	37	A	Washington	61 53	61	H	Oregon	60 33	131	N	Arkansas	63 47
9	A	UCLA	51 71					67	A	Washington St.	54 45	136	H	Idaho	69 44
10	H	Arizona St.	67 44					68	A	Utah	62 53	181	A	Colorado	61 47
15	H	Tennessee	50 53					70	H	UC Riverside	86 65	193	H	Cal Poly	80 43
								74	H	California	70 48	246	H	CSU Bakersfield	75 51
								77	N	Hofstra	73 50	281	A	Portland	94 50
								84	A	Marquette	65 58	317	H	Longwood	110 45
LAST 12 Division I GAMES:															
				67	A	Washington St.	54 45	6	H	Stanford	58 50				
				37	A	Washington	61 53	74	H	California	70 48				
				10	H	Arizona St.	67 44	61	A	Oregon	59 45				
				104	H	Arizona	71 43	61	H	Oregon	60 33				
				181	A	Colorado	61 47	9	A	UCLA	51 71				
				68	A	Utah	62 53	26	A	Southern California	57 49				

Non-Div I Games:

Oregon St.

## Pacific

Through Games Of Feb. 8, 2016

Average RPI Win:	218	WON-LOST	WINNING	LAST 10	STRENGTH OF	OPP. STRENGTH	TEAM	ADJ.	CONF.	ADJ CONF.
Average RPI Loss:	103	RECORD	PCT. RANK	GAMES	SCHEDULE	OF SCHEDULE	RPI	RPI	RPI	RPI
DIV. I ONLY	9- 13	224	2- 8	74	145	140	140	9	9	
DIV. I NON-CONF.	6- 4	125	0- 0	218	261	125	125	9	9	
TOTALS	RPI 1-25	RPI 26-50	W-L RECORDS	RPI 51-100	RPI 101-150	RPI 150+				
9- 13	0- 2	0- 2	OVERALL	0- 4	2- 2	7- 3				
4- 5	0- 1	0- 1	HOME	0- 1	1- 1	3- 1				
5- 8	0- 0	0- 0	AWAY	0- 0	1- 0	4- 0				
0- 0	0- 0	0- 0	NEUTRAL	0- 0	0- 0	0- 0				
6- 4	0- 0	0- 0	NON-CONFERENCE	0- 0	1- 2	5- 2				
2- 1	0- 0	0- 0	HOME	0- 0	0- 1	2- 0				
4- 3	0- 0	0- 0	AWAY	0- 0	1- 1	3- 2				
0- 0	0- 0	0- 0	NEUTRAL	0- 0	0- 0	0- 0				
3- 9	0- 2	0- 2	CONFERENCE	0- 4	1- 0	2- 1				
2- 4	0- 1	0- 1	HOME	0- 1	1- 0	1- 1				
1- 5	0- 1	0- 1	AWAY	0- 3	0- 0	1- 0				
0- 0	0- 0	0- 0	NEUTRAL	0- 0	0- 0	0- 0				

RPI 1-25				RPI 26-50				RPI 51-100				RPI 101+ Team's RPI: 140			
RPI	S	Opponent	Score	RPI	S	Opponent	Score	RPI	S	Opponent	Score	RPI	S	Opponent	Score
12	A	BYU	62 79	48	A	St. Mary's (CA)	75 83	65	A	San Diego	56 69	104	A	Arizona	56 69
12	H	BYU	57 67	48	H	St. Mary's (CA)	73 82	65	H	San Diego	56 59	106	A	North Carolina	66 63
								66	A	Santa Clara	52 76	120	H	San Francisco	70 57
								89	A	Gonzaga	61 68	148	H	Long Beach St.	60 68
												197	A	UC Davis	66 53
												209	H	San Jose St.	81 69
												218	A	Utah St.	70 78
												223	A	Gardner-Webb	84 77
												225	A	Montana	54 64
												245	H	Loyola Marymount	60 63
												246	A	CSU Bakersfield	80 74
												268	H	Pepperdine	65 62
												281	A	Portland	72 64
												312	H	Nevada	74 52
LAST 12 Division I GAMES:															
65	H	San Diego	56 59	245	H	Loyola Marymount	60 63								
12	H	BYU	57 67	268	H	Pepperdine	65 62								
48	A	St. Mary's (CA)	75 83	12	A	BYU	62 79								
89	A	Gonzaga	61 68	65	A	San Diego	56 69								
281	A	Portland	72 64	120	H	San Francisco	70 57								
48	H	St. Mary's (CA)	73 82	66	A	Santa Clara	52 76								

Non-Div I Games: Stanislaus St. 74 61

Pacific

■ Loss, 
 ■ Non-Conf, 
 ■ S Site, 
 ■ Home 
 ■ A Away 
 N Neutral

Average RPI Win: <b>182</b>	WON-LOST	WINNING	LAST 10	STRENGTH OF	OPP. STRENGTH	TEAM	ADJ.	CONF.	ADJ CONF.
Average RPI Loss: <b>66</b>	RECORD	PCT. RANK	GAMES	SCHEDULE	OF SCHEDULE	RPI	RPI	RPI	RPI
DIV. I ONLY	15- 3	19	8- 1	134	149	44	44	10	10
DIV. I NON-CONF.	10- 3	61	5- 1	165	171	70	70	11	11
TOTALS	RPI 1-25	RPI 26-50	W-L RECORDS	RPI 51-100	RPI 101-150	RPI 150+			
15- 3	0- 0	1- 1	OVERALL	3- 2	4- 0	7- 0			
8- 1	0- 0	1- 1	HOME	2- 0	2- 0	3- 0			
7- 2	0- 0	0- 0	AWAY	1- 2	2- 0	4- 0			
0- 0	0- 0	0- 0	NEUTRAL	0- 0	0- 0	0- 0			
10- 3	0- 0	0- 1	NON-CONFERENCE	3- 2	1- 0	6- 0			
5- 1	0- 0	0- 1	HOME	2- 0	0- 0	3- 0			
5- 2	0- 0	0- 0	AWAY	1- 2	1- 0	3- 0			
0- 0	0- 0	0- 0	NEUTRAL	0- 0	0- 0	0- 0			
5- 0	0- 0	1- 0	CONFERENCE	0- 0	3- 0	1- 0			
3- 0	0- 0	1- 0	HOME	0- 0	2- 0	0- 0			
2- 0	0- 0	0- 0	AWAY	0- 0	1- 0	1- 0			
0- 0	0- 0	0- 0	NEUTRAL	0- 0	0- 0	0- 0			

RPI 1-25				RPI 26-50				Team's RPI: 44				RPI 51-100				RPI 101+			
RPI	S	Opponent	Score	RPI	S	Opponent	Score	RPI	S	Opponent	Score	RPI	S	Opponent	Score	RPI	S	Opponent	Score
				39	H	Duke	50 57	60	A	Temple	60 54	108	H	Yale	68 49				
				46	H	Princeton	50 48	62	H	Colorado St.	49 48	142	A	Harvard	68 48				
								64	A	Villanova	46 66	146	H	Brown	66 49				
								83	H	Drexel	72 67	150	A	Hawaii	64 54				
								96	A	Saint Joseph's	46 50	186	A	UMBC	81 46				
												262	H	Navy	57 43				
												265	A	New Hampshire	67 60				
												269	A	Dartmouth	56 41				
												278	A	La Salle	78 68				
												326	H	Lafayette	54 37				
												342	H	Wagner	78 50				
LAST 12 Division I GAMES:																			
				269	A	Dartmouth	56 41	278	A	La Salle	78 68								
				142	A	Harvard	68 48	46	H	Princeton	50 48								
				146	H	Brown	66 49	150	A	Hawaii	64 54								
				108	H	Yale	68 49	342	H	Wagner	78 50								
				64	A	Villanova	46 66	83	H	Drexel	72 67								
				60	A	Temple	60 54	96	A	Saint Joseph's	46 50								

Non-Div I Games: BYU-Hawaii 73 41

Penn

■ Loss, 
 ■ Non-Conf, S Site, 
 ■ Home 
 ■ Away 
 N Neutral

Average RPI Win:	171	WON-LOST	WINNING	LAST 10	STRENGTH OF	OPP. STRENGTH	TEAM	ADJ.	CONF.	ADJ CONF.
Average RPI Loss:	70	RECORD	PCT. RANK	GAMES	SCHEDULE	OF SCHEDULE	RPI	RPI	RPI	RPI
DIV. I ONLY	8- 15	252	0- 4	39	48	155	155	4	4	
DIV. I NON-CONF.	5- 6	180	0- 1	56	120	152	152	3	3	
TOTALS	RPI 1-25	RPI 26-50	W-L RECORDS	RPI 51-100	RPI 101-150	RPI 150+				
8- 15	0- 4	1- 4	OVERALL	1- 5	1- 1	5- 1				
6- 7	0- 2	0- 2	HOME	1- 3	1- 0	4- 0				
2- 7	0- 1	1- 2	AWAY	0- 2	0- 1	1- 1				
0- 1	0- 1	0- 0	NEUTRAL	0- 0	0- 0	0- 0				
5- 6	0- 2	0- 2	NON-CONFERENCE	0- 1	1- 0	4- 1				
5- 1	0- 0	0- 0	HOME	0- 1	1- 0	4- 0				
0- 4	0- 1	0- 2	AWAY	0- 0	0- 0	0- 1				
0- 1	0- 1	0- 0	NEUTRAL	0- 0	0- 0	0- 0				
3- 9	0- 2	1- 2	CONFERENCE	1- 4	0- 1	1- 0				
1- 6	0- 2	0- 2	HOME	1- 2	0- 0	0- 0				
2- 3	0- 0	1- 0	AWAY	0- 2	0- 1	1- 0				
0- 0	0- 0	0- 0	NEUTRAL	0- 0	0- 0	0- 0				

RPI 1-25				RPI 26-50				RPI 51-100				RPI 101+ Team's RPI: 155			
RPI	S	Opponent	Score	RPI	S	Opponent	Score	RPI	S	Opponent	Score	RPI	S	Opponent	Score
11	H	Maryland	53 89	34	A	St. Bonaventure	60 70	73	A	Nebraska	69 87	124	H	Youngstown St.	68 51
12	N	BYU	51 63	42	H	Rutgers	62 74	73	H	Nebraska	78 83	141	A	Wisconsin	62 82
13	H	Michigan St.	55 71	43	A	South Fla.	79 101	76	H	Michigan	87 91	152	H	Fordham	75 59
15	A	Tennessee	66 74	47	H	Purdue	78 88	85	H	Northwestern	79 72	153	A	Illinois	65 56
				50	A	Iowa	82 69	86	A	Minnesota	85 98	260	H	Sacred Heart	83 46
								94	H	Virginia Tech	59 64	271	H	Holy Cross	86 82
												276	H	Central Conn. St.	73 47
												283	A	CSUN	73 81
LAST 12 Division I GAMES:															
12	N	BYU	51 63	50	A	Iowa	82 69	76	H	Michigan	87 91				
42	H	Rutgers	62 74	76	H	Michigan	87 91	73	H	Nebraska	78 83				
73	A	Nebraska	69 87	73	H	Nebraska	78 83	141	A	Wisconsin	62 82				
47	H	Purdue	78 88	141	A	Wisconsin	62 82	13	H	Michigan St.	55 71				
11	H	Maryland	53 89	13	H	Michigan St.	55 71	86	A	Minnesota	85 98				
153	A	Illinois	65 56	86	A	Minnesota	85 98								

Non-Div I Games:

Penn St.

# Pepperdine

Through Games Of Feb. 8, 2016

Average RPI Win:	288	WON-LOST	WINNING	LAST 10	STRENGTH OF	OPP. STRENGTH	TEAM	ADJ.	CONF.	ADJ CONF.
Average RPI Loss:	116	RECORD	PCT. RANK	GAMES	SCHEDULE	OF SCHEDULE	RPI	RPI	RPI	RPI
DIV. I ONLY	5- 18	305	0- 5	122	139	268	268	9	9	
DIV. I NON-CONF.	4- 6	201	0- 1	246	283	246	246	9	9	
TOTALS	RPI 1-25	RPI 26-50	W-L RECORDS	RPI 51-100	RPI 101-150	RPI 150+				
5- 18	0- 2	0- 1	OVERALL	0- 7	0- 2	5- 6				
4- 6	0- 1	0- 0	HOME	0- 3	0- 1	4- 1				
1- 11	0- 1	0- 1	AWAY	0- 4	0- 1	1- 4				
0- 1	0- 0	0- 0	NEUTRAL	0- 0	0- 0	0- 1				
4- 6	0- 0	0- 0	NON-CONFERENCE	0- 2	0- 0	4- 4				
3- 1	0- 0	0- 0	HOME	0- 0	0- 0	3- 1				
1- 4	0- 0	0- 0	AWAY	0- 2	0- 0	1- 2				
0- 1	0- 0	0- 0	NEUTRAL	0- 0	0- 0	0- 1				
1- 12	0- 2	0- 1	CONFERENCE	0- 5	0- 2	1- 2				
1- 5	0- 1	0- 0	HOME	0- 3	0- 1	1- 0				
0- 7	0- 1	0- 1	AWAY	0- 2	0- 1	0- 2				
0- 0	0- 0	0- 0	NEUTRAL	0- 0	0- 0	0- 0				

RPI	S	Opponent	Score	RPI	S	Opponent	Score	RPI	S	Opponent	Score	RPI	S	Opponent	Score	Team's RPI: 268
12	A	BYU	64 69	48	A	St. Mary's (CA)	72 88	51	A	Albany (NY)	49 64	120	H	San Francisco	74 81	
12	H	BYU	66 77					65	A	San Diego	55 74	140	A	Pacific	62 65	
								65	H	San Diego	54 70	177	N	George Mason	63 71	
								66	H	Santa Clara	60 62	180	A	UNLV	63 83	
								69	A	Army West Point	53 63	189	A	New Mexico	52 60	
								89	A	Gonzaga	39 56	193	H	Cal Poly	47 61	
								89	H	Gonzaga	57 74	245	A	Loyola Marymount	69 79	
												246	A	CSU Bakersfield	76 73	
												267	H	UC Santa Barbara	71 69	
												281	A	Portland	79 81	
												281	H	Portland	74 62	
												305	H	Denver	64 60	
												340	H	Cal St. Fullerton	81 75	
LAST 12 Division I GAMES:																
177	N	George Mason	63 71	65	A	San Diego	55 74									
89	A	Gonzaga	39 56	120	H	San Francisco	74 81									
281	A	Portland	79 81	66	H	Santa Clara	60 62									
12	H	BYU	66 77	48	A	St. Mary's (CA)	72 88									
65	H	San Diego	54 70	140	A	Pacific	62 65									
12	A	BYU	64 69	245	A	Loyola Marymount	69 79									

Non-Div I Games: Alas. Anchorage 61 94

Pepperdine

Loss, Non-Conf, S Site, H Home A Away N Neutral



Average RPI Win:	257	WON-LOST	WINNING	LAST 10	STRENGTH OF	OPP. STRENGTH	TEAM	ADJ.	CONF.	ADJ CONF.
Average RPI Loss:	46	RECORD	PCT. RANK	GAMES	SCHEDULE	OF SCHEDULE	RPI	RPI	RPI	RPI
DIV. I ONLY	10- 13	205	2- 8	66	79	145	145	5	5	
DIV. I NON-CONF.	8- 5	119	1- 1	194	212	153	153	5	5	
TOTALS	RPI 1-25	RPI 26-50	W-L RECORDS	RPI 51-100	RPI 101-150	RPI 150+				
10- 13	0- 4	0- 5	OVERALL	1- 3	0- 1	9- 0				
6- 6	0- 3	0- 2	HOME	0- 0	0- 1	6- 0				
3- 5	0- 0	0- 3	AWAY	1- 2	0- 0	2- 0				
1- 2	0- 1	0- 0	NEUTRAL	0- 1	0- 0	1- 0				
8- 5	0- 2	0- 1	NON-CONFERENCE	0- 2	0- 0	8- 0				
6- 1	0- 1	0- 0	HOME	0- 0	0- 0	6- 0				
1- 2	0- 0	0- 1	AWAY	0- 1	0- 0	1- 0				
1- 2	0- 1	0- 0	NEUTRAL	0- 1	0- 0	1- 0				
2- 8	0- 2	0- 4	CONFERENCE	1- 1	0- 1	1- 0				
0- 5	0- 2	0- 2	HOME	0- 0	0- 1	0- 0				
2- 3	0- 0	0- 2	AWAY	1- 1	0- 0	1- 0				
0- 0	0- 0	0- 0	NEUTRAL	0- 0	0- 0	0- 0				

RPI 1-25				RPI 26-50				RPI 51-100				RPI 101+ Team's RPI: 145			
RPI	S	Opponent	Score	RPI	S	Opponent	Score	RPI	S	Opponent	Score	RPI	S	Opponent	Score
1	H	Notre Dame	55 65	27	A	Syracuse	48 71	59	N	South Dakota St.	54 55	128	H	Wake Forest	49 60
11	N	Maryland	49 70	38	A	Miami (FL)	55 79	76	A	Michigan	45 82	157	N	Old Dominion	67 58
14	H	Florida St.	55 66	39	H	Duke	48 70	94	A	Virginia	58 55	237	A	Clemson	59 56
24	H	Duquesne	65 79	40	H	North Carolina St.	76 78	100	A	Boston College	43 54	254	H	American	76 58
				46	A	Princeton	47 61					271	H	Holy Cross	56 50
												277	A	Saint Francis (PA)	74 59
												299	H	Rider	75 44
												304	H	Delaware St.	77 43
												337	H	Mt. St. Mary's	74 57
												342	H	Wagner	67 41
LAST 12 Division I GAMES:															
128	H	Wake Forest	49 60	27	A	Syracuse	48 71	40	H	North Carolina St.	76 78	1	H	Notre Dame	55 65
237	A	Clemson	59 56	38	A	Miami (FL)	55 79	24	H	Duquesne	65 79	254	H	American	76 58
39	H	Duke	48 70	94	A	Virginia	58 55								
100	A	Boston College	43 54	14	H	Florida St.	55 66								

Non-Div I Games:

Pittsburgh

■ Loss, 
■ Non-Conf, 
■ S Site, 
■ H Home 
■ A Away 
N Neutral

Average RPI Win:	295	WON-LOST	WINNING	LAST 10	STRENGTH OF	OPP. STRENGTH	TEAM	ADJ.	CONF.	ADJ CONF.
Average RPI Loss:	132	RECORD	PCT. RANK	GAMES	SCHEDULE	OF SCHEDULE	RPI	RPI	RPI	RPI
DIV. I ONLY	2- 21	345	1- 9	83	167	281	281	9	9	
DIV. I NON-CONF.	1- 9	325	0- 0	55	290	258	258	9	9	
TOTALS	RPI 1-25	RPI 26-50	W-L RECORDS	RPI 51-100	RPI 101-150	RPI 150+				
2- 21	0- 2	0- 2	OVERALL	0- 5	0- 4	2- 8				
1- 11	0- 1	0- 1	HOME	0- 2	0- 3	1- 4				
1- 10	0- 1	0- 1	AWAY	0- 3	0- 1	1- 4				
0- 0	0- 0	0- 0	NEUTRAL	0- 0	0- 0	0- 0				
1- 9	0- 1	0- 1	NON-CONFERENCE	0- 1	0- 1	1- 5				
0- 5	0- 1	0- 0	HOME	0- 0	0- 1	0- 3				
1- 4	0- 0	0- 1	AWAY	0- 1	0- 0	1- 2				
0- 0	0- 0	0- 0	NEUTRAL	0- 0	0- 0	0- 0				
1- 12	0- 1	0- 1	CONFERENCE	0- 4	0- 3	1- 3				
1- 6	0- 0	0- 1	HOME	0- 2	0- 2	1- 1				
0- 6	0- 1	0- 0	AWAY	0- 2	0- 1	0- 2				
0- 0	0- 0	0- 0	NEUTRAL	0- 0	0- 0	0- 0				

RPI 1-25				RPI 26-50				RPI 51-100				RPI 101+ Team's RPI: 281			
RPI	S	Opponent	Score	RPI	S	Opponent	Score	RPI	S	Opponent	Score	RPI	S	Opponent	Score
7	H	Oregon St.	50 94	37	A	Washington	65 83	61	A	Oregon	52 93	120	A	San Francisco	69 90
12	A	BYU	66 78	48	H	St. Mary's (CA)	51 78	65	A	San Diego	43 71	120	H	San Francisco	63 82
								66	A	Santa Clara	47 66	129	H	Boise St.	49 89
								66	H	Santa Clara	45 67	140	H	Pacific	64 72
								89	H	Gonzaga	63 71	160	A	Montana St.	57 86
												188	H	Weber St.	55 57
												197	H	UC Davis	47 72
												225	A	Montana	67 90
												245	A	Loyola Marymount	52 62
												245	H	Loyola Marymount	62 77
												268	A	Pepperdine	62 74
												268	H	Pepperdine	81 79
												283	H	CSUN	62 68
												322	A	Portland St.	69 53
LAST 12 Division I GAMES:															
245	H	Loyola Marymount	62 77	12	A	BYU	66 78								
268	H	Pepperdine	81 79	65	A	San Diego	43 71								
66	A	Santa Clara	47 66	89	H	Gonzaga	63 71								
120	A	San Francisco	69 90	120	H	San Francisco	63 82								
48	H	St. Mary's (CA)	51 78	66	H	Santa Clara	45 67								
140	H	Pacific	64 72	268	A	Pepperdine	62 74								

Non-Div I Games: Willamette 73 54

Portland

■ Loss, 
 ■ Non-Conf, S Site, 
 ■ Home 
 ■ Away 
 N Neutral

Average RPI Win: <b>233</b>	WON-LOST	WINNING	LAST 10	STRENGTH OF	OPP. STRENGTH	TEAM	ADJ.	CONF.	ADJ CONF.
Average RPI Loss: <b>184</b>	RECORD	PCT. RANK	GAMES	SCHEDULE	OF SCHEDULE	RPI	RPI	RPI	RPI
DIV. I ONLY	2- 17	338	1- 9	142	319	322	322	20	20
DIV. I NON-CONF.	1- 8	320	1- 1	229	301	332	332	21	21
TOTALS	RPI 1-25	RPI 26-50	W-L RECORDS	RPI 51-100	RPI 101-150	RPI 150+			
2- 17	0- 0	0- 0	OVERALL	0- 3	0- 2	2- 12			
2- 7	0- 0	0- 0	HOME	0- 0	0- 1	2- 6			
0- 10	0- 0	0- 0	AWAY	0- 3	0- 1	0- 6			
0- 0	0- 0	0- 0	NEUTRAL	0- 0	0- 0	0- 0			
1- 8	0- 0	0- 0	NON-CONFERENCE	0- 3	0- 1	1- 4			
1- 3	0- 0	0- 0	HOME	0- 0	0- 0	1- 3			
0- 5	0- 0	0- 0	AWAY	0- 3	0- 1	0- 1			
0- 0	0- 0	0- 0	NEUTRAL	0- 0	0- 0	0- 0			
1- 9	0- 0	0- 0	CONFERENCE	0- 0	0- 1	1- 8			
1- 4	0- 0	0- 0	HOME	0- 0	0- 1	1- 3			
0- 5	0- 0	0- 0	AWAY	0- 0	0- 0	0- 5			
0- 0	0- 0	0- 0	NEUTRAL	0- 0	0- 0	0- 0			

RPI 1-25				RPI 26-50				RPI 51-100				RPI 101+				Team's RPI: 322	
RPI	S	Opponent	Score	RPI	S	Opponent	Score	RPI	S	Opponent	Score	RPI	S	Opponent	Score		
								59	A	South Dakota St.	65	74	136	H	Idaho	65	94
								61	A	Oregon	59	122	148	A	Long Beach St.	71	89
								81	A	South Dakota	61	103	160	A	Montana St.	64	74
												160	H	Montana St.	59	106	
												183	H	Eastern Wash.	81	79	
												188	A	Weber St.	73	102	
												197	H	UC Davis	70	82	
												200	A	Idaho St.	70	71	
												206	A	Sacramento St.	91	132	
												206	H	Sacramento St.	78	126	
												225	A	Montana	57	76	
												225	H	Montana	58	79	
												249	H	Seattle	64	85	
												281	H	Portland	53	69	
												283	H	CSUN	83	77	
												340	A	Cal St. Fullerton	69	84	
LAST 12 Division I GAMES:																	
225	A	Montana	57	76	188	A	Weber St.	73	102								
160	A	Montana St.	64	74	160	H	Montana St.	59	106								
136	H	Idaho	65	94	225	H	Montana	58	79								
183	H	Eastern Wash.	81	79	206	A	Sacramento St.	91	132								
206	H	Sacramento St.	78	126	283	H	CSUN	83	77								
200	A	Idaho St.	70	71	61	A	Oregon	59	122								

Non-Div I Games: Warner Pacific 64 76 Corban 90 76

Portland St.

Loss, Non-Conf, S Site, H Home A Away N Neutral

Average RPI Win:	303	WON-LOST	WINNING	LAST 10	STRENGTH OF	OPP. STRENGTH	TEAM	ADJ.	CONF.	ADJ CONF.
Average RPI Loss:	196	RECORD	PCT. RANK	GAMES	SCHEDULE	OF SCHEDULE	RPI	RPI	RPI	RPI
DIV. I ONLY	8- 10	202	5- 5	333	326	272	272	32	32	
DIV. I NON-CONF.	3- 5	218	0- 2	289	110	216	216	31	31	
TOTALS	RPI 1-25	RPI 26-50	W-L RECORDS	RPI 51-100	RPI 101-150	RPI 150+				
8- 10	0- 1	0- 0	OVERALL	0- 2	0- 0	8- 7				
4- 2	0- 0	0- 0	HOME	0- 0	0- 0	4- 2				
4- 7	0- 1	0- 0	AWAY	0- 0	0- 0	4- 0				
0- 1	0- 0	0- 0	NEUTRAL	0- 0	0- 0	0- 1				
3- 5	0- 1	0- 0	NON-CONFERENCE	0- 2	0- 0	3- 2				
1- 0	0- 0	0- 0	HOME	0- 0	0- 0	1- 0				
2- 4	0- 1	0- 0	AWAY	0- 2	0- 0	2- 1				
0- 1	0- 0	0- 0	NEUTRAL	0- 0	0- 0	0- 1				
5- 5	0- 0	0- 0	CONFERENCE	0- 0	0- 0	5- 5				
3- 2	0- 0	0- 0	HOME	0- 0	0- 0	3- 2				
2- 3	0- 0	0- 0	AWAY	0- 0	0- 0	2- 3				
0- 0	0- 0	0- 0	NEUTRAL	0- 0	0- 0	0- 0				

RPI 1-25				RPI 26-50				RPI 51-100				RPI 101+ Team's RPI: 272			
RPI	S	Opponent	Score	RPI	S	Opponent	Score	RPI	S	Opponent	Score	RPI	S	Opponent	Score
17	A	Texas A&M	30 88					75	A	Georgia Tech	48 96	166	A	Louisiana Tech	77 68
								93	A	TCU	60 69	176	H	Southern U.	55 65
												230	A	Grambling	66 69
												236	A	Texas Southern	65 72
												236	H	Texas Southern	43 50
												273	H	Lamar	80 72
												282	A	Alabama St.	54 65
												291	A	Wichita St.	36 64
												310	A	Nicholls St.	81 70
												318	H	Alcorn	58 54
												321	N	North Dakota St.	58 79
												329	A	Jackson St.	62 52
												336	H	Ark.-Pine Bluff	70 55
												345	A	Alabama A&M	67 52
												347	H	Mississippi Val.	80 57
LAST 12 Division I GAMES:															
236	H	Texas Southern	43 50	230	A	Grambling	66 69								
282	A	Alabama St.	54 65	236	A	Texas Southern	65 72								
345	A	Alabama A&M	67 52	176	H	Southern U.	55 65								
347	H	Mississippi Val.	80 57	318	H	Alcorn	58 54								
336	H	Ark.-Pine Bluff	70 55	17	A	Texas A&M	30 88								
329	A	Jackson St.	62 52	321	N	North Dakota St.	58 79								

Non-Div I Games: Howard Payne 86 46

Prairie View

Loss, Non-Conf, S Site, H Home A Away N Neutral

Presbyterian

Through Games Of Feb. 8, 2016

Average RPI Win:	272	WON-LOST	WINNING	LAST 10	STRENGTH OF	OPP. STRENGTH	TEAM	ADJ.	CONF.	ADJ CONF.
Average RPI Loss:	170	RECORD	PCT. RANK	GAMES	SCHEDULE	OF SCHEDULE	RPI	RPI	RPI	RPI
DIV. I ONLY	10- 9	156	7- 3	305	285	222	222	26	26	
DIV. I NON-CONF.	1- 5	304	1- 0	320	149	339	339	28	28	
TOTALS	RPI 1-25	RPI 26-50	W-L RECORDS	RPI 51-100	RPI 101-150	RPI 150+				
10- 9	0- 0	0- 0	OVERALL	0- 2	1- 2	9- 5				
6- 2	0- 0	0- 0	HOME	0- 0	1- 1	5- 1				
4- 7	0- 0	0- 0	AWAY	0- 2	0- 1	4- 4				
0- 0	0- 0	0- 0	NEUTRAL	0- 0	0- 0	0- 0				
1- 5	0- 0	0- 0	NON-CONFERENCE	0- 2	0- 0	1- 3				
1- 0	0- 0	0- 0	HOME	0- 0	0- 0	1- 0				
0- 5	0- 0	0- 0	AWAY	0- 2	0- 0	0- 3				
0- 0	0- 0	0- 0	NEUTRAL	0- 0	0- 0	0- 0				
9- 4	0- 0	0- 0	CONFERENCE	0- 0	1- 2	8- 2				
5- 2	0- 0	0- 0	HOME	0- 0	1- 1	4- 1				
4- 2	0- 0	0- 0	AWAY	0- 0	0- 1	4- 1				
0- 0	0- 0	0- 0	NEUTRAL	0- 0	0- 0	0- 0				

RPI 1-25			RPI 26-50			RPI 51-100			RPI 101+			Team's RPI: 222
RPI	S	Opponent	Score	RPI	S	Opponent	Score	RPI	S	Opponent	Score	
						58	A Vanderbilt	38	56	101	H Liberty	60 42
						94	A Virginia Tech	44	58	143	A UNC Asheville	59 68
										143	H UNC Asheville	63 72
										164	A East Carolina	57 84
										181	A Colorado	60 72
										223	H Gardner-Webb	60 53
										226	H Radford	53 64
										232	A High Point	47 61
										232	H High Point	82 70
										280	A Campbell	69 45
										285	A Kennesaw St.	47 49
										294	A Charleston So.	63 49
										300	H Coastal Caro.	66 42
										309	A Winthrop	59 48
										317	A Longwood	59 38
										317	H Longwood	75 49
										349	H N.C. Central	60 50
LAST 12 Division I GAMES:												
						232	A High Point	47	61	309	A Winthrop	59 48
						317	H Longwood	75	49	101	H Liberty	60 42
						223	H Gardner-Webb	60	53	226	H Radford	53 64
						143	A UNC Asheville	59	68	294	A Charleston So.	63 49
						300	H Coastal Caro.	66	42	232	H High Point	82 70
						280	A Campbell	69	45	349	H N.C. Central	60 50

Non-Div I Games: Warren Wilson 95 56 Columbia (SC) 104 37 Brevard 70 53

Presbyterian

Loss, Non-Conf, S Site, H Home A Away N Neutral

Average RPI Win:	188	WON-LOST	WINNING	LAST 10	STRENGTH OF	OPP. STRENGTH	TEAM	ADJ.	CONF.	ADJ CONF.
Average RPI Loss:	31	RECORD	PCT. RANK	GAMES	SCHEDULE	OF SCHEDULE	RPI	RPI	RPI	RPI
DIV. I ONLY	15- 4	36	7- 3	152	77	46	46	10	10	
DIV. I NON-CONF.	11- 3	54	5- 2	204	33	57	57	11	11	
TOTALS	RPI 1-25	RPI 26-50	W-L RECORDS	RPI 51-100	RPI 101-150	RPI 150+				
15- 4	1- 1	0- 3	OVERALL	1- 0	4- 0	9- 0				
9- 0	1- 0	0- 0	HOME	1- 0	3- 0	4- 0				
4- 4	0- 1	0- 3	AWAY	0- 0	1- 0	3- 0				
2- 0	0- 0	0- 0	NEUTRAL	0- 0	0- 0	2- 0				
11- 3	1- 1	0- 2	NON-CONFERENCE	1- 0	1- 0	8- 0				
7- 0	1- 0	0- 0	HOME	1- 0	1- 0	4- 0				
2- 3	0- 1	0- 2	AWAY	0- 0	0- 0	2- 0				
2- 0	0- 0	0- 0	NEUTRAL	0- 0	0- 0	2- 0				
4- 1	0- 0	0- 1	CONFERENCE	0- 0	3- 0	1- 0				
2- 0	0- 0	0- 0	HOME	0- 0	2- 0	0- 0				
2- 1	0- 0	0- 1	AWAY	0- 0	1- 0	1- 0				
0- 0	0- 0	0- 0	NEUTRAL	0- 0	0- 0	0- 0				

RPI S	Opponent	Score	RPI S	Opponent	Score	Team's RPI: 46	RPI S	Opponent	Score	RPI S	Opponent	Score
5	A Ohio St.	70 90	29	A Seton Hall	64 71		76	H Michigan	74 57	108	H Yale	65 50
24	H Duquesne	94 66	44	A Penn	48 50					142	A Harvard	92 83
			45	A Dayton	81 85					145	H Pittsburgh	61 47
										146	H Brown	72 53
										152	H Fordham	55 44
										167	H Hampton	79 55
										185	A Marist	77 44
										249	N Seattle	85 48
										254	H American	72 34
										269	A Dartmouth	85 48
										288	H Monmouth	81 70
										299	A Rider	78 59
										323	N UC Irvine	83 42
LAST 12 Division I GAMES:												
142	A Harvard	92 83	185	A Marist	77 44							
269	A Dartmouth	85 48	45	A Dayton	81 85							
108	H Yale	65 50	5	A Ohio St.	70 90							
146	H Brown	72 53	152	H Fordham	55 44							
44	A Penn	48 50	145	H Pittsburgh	61 47							
167	H Hampton	79 55	288	H Monmouth	81 70							

Non-Div I Games:

Princeton

Providence

Through Games Of Feb. 8, 2016

Average RPI Win: <b>229</b>	WON-LOST	WINNING	LAST 10	STRENGTH OF	OPP. STRENGTH	TEAM	ADJ.	CONF.	ADJ CONF.
Average RPI Loss: <b>102</b>	RECORD	PCT. RANK	GAMES	SCHEDULE	OF SCHEDULE	RPI	RPI	RPI	RPI
DIV. I ONLY	4- 19	320	0- 10	64	117	250	250	6	6
DIV. I NON-CONF.	4- 6	201	0- 0	61	273	182	182	6	6
TOTALS	RPI 1-25	RPI 26-50	W-L RECORDS	RPI 51-100	RPI 101-150	RPI 150+			
4- 19	0- 1	0- 2	OVERALL	0- 7	0- 6	4- 3			
3- 9	0- 0	0- 2	HOME	0- 3	0- 2	3- 2			
1- 10	0- 1	0- 0	AWAY	0- 4	0- 4	1- 1			
0- 0	0- 0	0- 0	NEUTRAL	0- 0	0- 0	0- 0			
4- 6	0- 0	0- 0	NON-CONFERENCE	0- 4	0- 1	4- 1			
3- 3	0- 0	0- 0	HOME	0- 2	0- 0	3- 1			
1- 3	0- 0	0- 0	AWAY	0- 2	0- 1	1- 0			
0- 0	0- 0	0- 0	NEUTRAL	0- 0	0- 0	0- 0			
0- 13	0- 1	0- 2	CONFERENCE	0- 3	0- 5	0- 2			
0- 6	0- 0	0- 2	HOME	0- 1	0- 2	0- 1			
0- 7	0- 1	0- 0	AWAY	0- 2	0- 3	0- 1			
0- 0	0- 0	0- 0	NEUTRAL	0- 0	0- 0	0- 0			

RPI 1-25				RPI 26-50				RPI 51-100				RPI 101+				Team's RPI: 250	
RPI	S	Opponent	Score	RPI	S	Opponent	Score	RPI	S	Opponent	Score	RPI	S	Opponent	Score		
19	A	DePaul	50 96	29	H	Seton Hall	54 64	51	A	Albany (NY)	58 71	105	A	Georgetown	53 63		
				33	H	St. John's (NY)	61 80	64	A	Villanova	39 67	105	H	Georgetown	51 82		
								64	H	Villanova	47 76	115	A	Creighton	48 72		
								72	H	FGCU	41 50	135	A	Xavier	47 72		
								84	A	Marquette	75 105	135	H	Xavier	54 62		
								94	A	Virginia Tech	46 62	146	A	Brown	47 57		
								100	H	Boston College	41 67	190	A	Butler	50 65		
												190	H	Butler	67 77		
												196	A	Rhode Island	64 55		
												204	H	Richmond	50 57		
												211	H	Bryant	88 78		
												221	H	Hartford	69 50		
												288	H	Monmouth	71 59		
LAST 12 Division I GAMES:																	
190	A	Butler	50 65	115	A	Creighton	48 72										
135	A	Xavier	47 72	135	H	Xavier	54 62										
64	H	Villanova	47 76	190	H	Butler	67 77										
105	H	Georgetown	51 82	105	A	Georgetown	53 63										
19	A	DePaul	50 96	64	A	Villanova	39 67										
84	A	Marquette	75 105	33	H	St. John's (NY)	61 80										

Non-Div I Games:

Providence

Loss, Non-Conf, S Site, H Home A Away N Neutral

Average RPI Win:	130	WON-LOST	WINNING	LAST 10	STRENGTH OF	OPP. STRENGTH	TEAM	ADJ.	CONF.	ADJ CONF.
Average RPI Loss:	50	RECORD	PCT. RANK	GAMES	SCHEDULE	OF SCHEDULE	RPI	RPI	RPI	RPI
DIV. I ONLY	16- 7	71	5- 5	50	19	47	47	4	4	
DIV. I NON-CONF.	9- 2	37	0- 0	107	47	53	53	3	3	
TOTALS	RPI 1-25	RPI 26-50	W-L RECORDS	RPI 51-100	RPI 101-150	RPI 150+				
16- 7	1- 4	3- 0	OVERALL	5- 2	1- 1	6- 0				
10- 3	0- 1	3- 0	HOME	3- 2	0- 0	4- 0				
4- 3	0- 2	0- 0	AWAY	2- 0	0- 1	2- 0				
2- 1	1- 1	0- 0	NEUTRAL	0- 0	1- 0	0- 0				
9- 2	1- 1	1- 0	NON-CONFERENCE	2- 1	1- 0	4- 0				
6- 1	0- 0	1- 0	HOME	2- 1	0- 0	3- 0				
1- 0	0- 0	0- 0	AWAY	0- 0	0- 0	1- 0				
2- 1	1- 1	0- 0	NEUTRAL	0- 0	1- 0	0- 0				
7- 5	0- 3	2- 0	CONFERENCE	3- 1	0- 1	2- 0				
4- 2	0- 1	2- 0	HOME	1- 1	0- 0	1- 0				
3- 3	0- 2	0- 0	AWAY	2- 0	0- 1	1- 0				
0- 0	0- 0	0- 0	NEUTRAL	0- 0	0- 0	0- 0				

RPI 1-25				RPI 26-50				Team's RPI: 47				RPI 51-100				RPI 101+			
RPI	S	Opponent	Score	RPI	S	Opponent	Score	RPI	S	Opponent	Score	RPI	S	Opponent	Score	RPI	S	Opponent	Score
5	A	Ohio St.	70 90	41	H	Indiana	63 53	54	H	Ball St.	73 63	116	N	LSU	69 52				
6	N	Stanford	65 71	45	H	Dayton	61 58	73	H	Nebraska	61 62	141	A	Wisconsin	57 64				
11	H	Maryland	67 87	50	H	Iowa	90 73	76	A	Michigan	65 63	153	H	Illinois	69 65				
13	A	Michigan St.	56 68					85	A	Northwestern	85 71	155	A	Penn St.	88 78				
18	N	Louisville	62 60					86	H	Minnesota	84 72	220	H	Ill.-Chicago	62 51				
								88	H	Maine	56 33	275	H	Jacksonville St.	67 48				
								100	H	Boston College	56 58	297	A	North Florida	70 47				
												324	H	Incarnate Word	95 27				
LAST 12 Division I GAMES:																			
141	A	Wisconsin	57 64	5	A	Ohio St.	70 90												
11	H	Maryland	67 87	86	H	Minnesota	84 72												
155	A	Penn St.	88 78	41	H	Indiana	63 53												
13	A	Michigan St.	56 68	85	A	Northwestern	85 71												
50	H	Iowa	90 73	153	H	Illinois	69 65												
73	H	Nebraska	61 62	76	A	Michigan	65 63												

Non-Div I Games:

Purdue

■ Loss, 
■ Non-Conf, 
■ S Site, 
■ H Home 
■ A Away 
N Neutral



Quinnipiac

Through Games Of Feb. 8, 2016

Average RPI Win:	241	WON-LOST	WINNING	LAST 10	STRENGTH OF	OPP. STRENGTH	TEAM	ADJ.	CONF.	ADJ CONF.
Average RPI Loss:	147	RECORD	PCT. RANK	GAMES	SCHEDULE	OF SCHEDULE	RPI	RPI	RPI	RPI
DIV. I ONLY	15- 7	81	9- 0	237	244	117	117	23	23	
DIV. I NON-CONF.	5- 4	138	0- 0	86	175	92	92	24	24	
TOTALS	RPI 1-25	RPI 26-50	W-L RECORDS	RPI 51-100	RPI 101-150	RPI 150+				
15- 7	0- 0	0- 0	OVERALL	1- 3	0- 1	14- 3				
9- 1	0- 0	0- 0	HOME	1- 0	0- 0	8- 1				
6- 5	0- 0	0- 0	AWAY	0- 0	0- 0	6- 1				
0- 1	0- 0	0- 0	NEUTRAL	0- 0	0- 1	0- 0				
5- 4	0- 0	0- 0	NON-CONFERENCE	1- 3	0- 1	4- 0				
3- 0	0- 0	0- 0	HOME	1- 0	0- 0	2- 0				
2- 3	0- 0	0- 0	AWAY	0- 3	0- 0	2- 0				
0- 1	0- 0	0- 0	NEUTRAL	0- 0	0- 1	0- 0				
10- 3	0- 0	0- 0	CONFERENCE	0- 0	0- 0	10- 3				
6- 1	0- 0	0- 0	HOME	0- 0	0- 0	6- 1				
4- 2	0- 0	0- 0	AWAY	0- 0	0- 0	4- 2				
0- 0	0- 0	0- 0	NEUTRAL	0- 0	0- 0	0- 0				

RPI 1-25				RPI 26-50				RPI 51-100				RPI 101+				Team's RPI: 117	
RPI	S	Opponent	Score	RPI	S	Opponent	Score	RPI	S	Opponent	Score	RPI	S	Opponent	Score		
								60	H	Temple	58 56	105	N	Georgetown	68	80	
								69	A	Army West Point	57 67	185	A	Marist	47	56	
								72	A	FGCU	70 71	195	A	Northeastern	71	60	
								83	A	Drexel	49 62	213	A	Fairfield	64	55	
												214	A	Canisius	80	68	
												214	H	Canisius	63	54	
												219	A	Siena	69	59	
												219	H	Siena	94	52	
												221	H	Hartford	71	69	
												224	H	Manhattan	42	52	
												271	H	Holy Cross	74	61	
												287	A	Vermont	77	65	
												288	A	Monmouth	60	63	
												288	H	Monmouth	85	58	
												289	A	Niagara	61	54	
												289	H	Niagara	70	52	
												299	H	Rider	64	51	
												330	H	Saint Peter's	66	49	
LAST 12 Division I GAMES:																	
				289	H	Niagara	70 52					214	A	Canisius	80 68		
				219	A	Siena	69 59					289	A	Niagara	61 54		
				330	H	Saint Peter's	66 49					214	H	Canisius	63 54		
				288	H	Monmouth	85 58					299	H	Rider	64 51		
				219	H	Siena	94 52					288	A	Monmouth	60 63		
				213	A	Fairfield	64 55					72	A	FGCU	70 71		

Non-Div I Games:

Quinnipiac

Loss, Non-Conf, S Site, H Home A Away N Neutral

Average RPI Win:	263	WON-LOST	WINNING	LAST 10	STRENGTH OF	OPP. STRENGTH	TEAM	ADJ.	CONF.	ADJ CONF.
Average RPI Loss:	157	RECORD	PCT. RANK	GAMES	SCHEDULE	OF SCHEDULE	RPI	RPI	RPI	RPI
DIV. I ONLY	9- 11	198	6- 4	250	255	226	226	26	26	
DIV. I NON-CONF.	2- 5	253	0- 0	125	123	218	218	28	28	
TOTALS	RPI 1-25	RPI 26-50	W-L RECORDS	RPI 51-100	RPI 101-150	RPI 150+				
9- 11	0- 0	0- 1	OVERALL	0- 1	0- 5	9- 4				
6- 3	0- 0	0- 0	HOME	0- 0	0- 2	6- 1				
3- 8	0- 0	0- 1	AWAY	0- 1	0- 3	3- 3				
0- 0	0- 0	0- 0	NEUTRAL	0- 0	0- 0	0- 0				
2- 5	0- 0	0- 1	NON-CONFERENCE	0- 1	0- 2	2- 1				
2- 0	0- 0	0- 0	HOME	0- 0	0- 0	2- 0				
0- 5	0- 0	0- 1	AWAY	0- 1	0- 2	0- 1				
0- 0	0- 0	0- 0	NEUTRAL	0- 0	0- 0	0- 0				
7- 6	0- 0	0- 0	CONFERENCE	0- 0	0- 3	7- 3				
4- 3	0- 0	0- 0	HOME	0- 0	0- 2	4- 1				
3- 3	0- 0	0- 0	AWAY	0- 0	0- 1	3- 2				
0- 0	0- 0	0- 0	NEUTRAL	0- 0	0- 0	0- 0				

RPI 1-25			RPI 26-50			RPI 51-100			RPI 101+			Team's RPI: 226
RPI	S	Opponent	Score	RPI	S	Opponent	Score	RPI	S	Opponent	Score	
				40	A	North Carolina St.	52 67	94	A	Virginia Tech	40 47	
										101	A	Liberty 53 67
										101	H	Liberty 43 49
										124	A	Youngstown St. 53 54
										135	A	Xavier 56 63
										143	H	UNC Asheville 46 54
										165	H	Davidson 79 68
										177	H	George Mason 66 63
										222	A	Presbyterian 64 53
										223	A	Gardner-Webb 50 54
										232	A	High Point 66 71
										232	H	High Point 54 56
										280	H	Campbell 62 59
										294	H	Charleston So. 55 40
										300	A	Coastal Caro. 49 36
										300	H	Coastal Caro. 61 45
										302	A	Wofford 70 79
										309	H	Winthrop 66 44
										317	A	Longwood 79 67
LAST 12 Division I GAMES:												
				101	A	Liberty	53 67	317	A	Longwood	79 67	
				300	A	Coastal Caro.	49 36	280	H	Campbell	62 59	
				143	H	UNC Asheville	46 54	309	H	Winthrop	66 44	
				232	H	High Point	54 56	222	A	Presbyterian	64 53	
				223	A	Gardner-Webb	50 54	101	H	Liberty	43 49	
				294	H	Charleston So.	55 40	300	H	Coastal Caro.	61 45	

Non-Div I Games: Concord 92 36 Lees-McRae 84 39

Radford

Loss, Non-Conf, S Site, H Home A Away N Neutral

## Rhode Island

Through Games Of Feb. 8, 2016

Average RPI Win:	252	WON-LOST	WINNING	LAST 10	STRENGTH OF	OPP. STRENGTH	TEAM	ADJ.	CONF.	ADJ CONF.
Average RPI Loss:	97	RECORD	PCT. RANK	GAMES	SCHEDULE	OF SCHEDULE	RPI	RPI	RPI	RPI
DIV. I ONLY	11- 11	167	5- 5	233	121	196	196	7	7	
DIV. I NON-CONF.	6- 6	160	1- 1	279	223	227	227	8	8	
TOTALS	RPI 1-25	RPI 26-50	W-L RECORDS	RPI 51-100	RPI 101-150	RPI 150+				
11- 11	0- 1	0- 4	OVERALL	0- 1	1- 2	10- 3				
5- 6	0- 1	0- 3	HOME	0- 1	1- 0	4- 1				
6- 4	0- 0	0- 1	AWAY	0- 0	0- 2	6- 1				
0- 1	0- 0	0- 0	NEUTRAL	0- 0	0- 0	0- 1				
6- 6	0- 0	0- 1	NON-CONFERENCE	0- 1	1- 2	5- 2				
3- 3	0- 0	0- 1	HOME	0- 1	1- 0	2- 1				
3- 2	0- 0	0- 0	AWAY	0- 0	0- 2	3- 0				
0- 1	0- 0	0- 0	NEUTRAL	0- 0	0- 0	0- 1				
5- 5	0- 1	0- 3	CONFERENCE	0- 0	0- 0	5- 1				
2- 3	0- 1	0- 2	HOME	0- 0	0- 0	2- 0				
3- 2	0- 0	0- 1	AWAY	0- 0	0- 0	3- 1				
0- 0	0- 0	0- 0	NEUTRAL	0- 0	0- 0	0- 0				

RPI 1-25				RPI 26-50				RPI 51-100				RPI 101+ Team's RPI: 196			
RPI	S	Opponent	Score	RPI	S	Opponent	Score	RPI	S	Opponent	Score	RPI	S	Opponent	Score
24	H	Duquesne	70 <b>79</b>	27	H	Syracuse	54 <b>57</b>	51	H	Albany (NY)	58 <b>67</b>	134	A	Marshall	62 <b>72</b>
				34	H	St. Bonaventure	56 <b>69</b>					142	H	Harvard	56 52
				35	A	George Washington	52 <b>68</b>					146	A	Brown	63 <b>67</b>
				45	H	Dayton	53 <b>67</b>					152	A	Fordham	42 <b>50</b>
												165	H	Davidson	78 62
												167	N	Hampton	54 <b>59</b>
												204	A	Richmond	57 50
												229	H	Columbia	57 56
												239	A	Massachusetts	80 79
												250	H	Providence	55 <b>64</b>
												269	A	Dartmouth	57 41
												278	A	La Salle	72 61
												278	H	La Salle	62 52
												306	A	FIU	68 50
												316	H	UMass Lowell	72 64
												348	A	Boston U.	57 41
LAST 12 Division I GAMES:															
45	H	Dayton	53 <b>67</b>	24	H	Duquesne	70 <b>79</b>	204	A	Richmond	57 50	35	A	George Washington	52 <b>68</b>
278	H	La Salle	62 52	34	H	St. Bonaventure	56 <b>69</b>	167	N	Hampton	54 <b>59</b>	306	A	FIU	68 50
152	A	Fordham	42 <b>50</b>												
239	A	Massachusetts	80 79												
165	H	Davidson	78 62												
278	A	La Salle	72 61												

Non-Div I Games:

Rhode Island

■ Loss, 
 ■ Non-Conf, 
 ■ S Site, 
 ■ H Home 
 ■ A Away 
 N Neutral

Average RPI Win:	<b>222</b>	WON-LOST	WINNING	LAST 10	STRENGTH OF	OPP. STRENGTH	TEAM	ADJ.	CONF.	ADJ CONF.
Average RPI Loss:	<b>136</b>	RECORD	PCT. RANK	GAMES	SCHEDULE	OF SCHEDULE	RPI	RPI	RPI	RPI
DIV. I ONLY	<b>4- 17</b>	<b>313</b>	<b>3- 7</b>	<b>75</b>	<b>163</b>	<b>244</b>	<b>244</b>	<b>12</b>	<b>12</b>	
DIV. I NON-CONF.	<b>1- 10</b>	<b>330</b>	<b>0- 2</b>	<b>108</b>	<b>202</b>	<b>274</b>	<b>274</b>	<b>10</b>	<b>10</b>	
TOTALS	RPI 1-25	RPI 26-50	W-L RECORDS	RPI 51-100	RPI 101-150	RPI 150+				
4- 17	0- 4	0- 0	OVERALL	0- 2	0- 3	4- 8				
2- 8	0- 2	0- 0	HOME	0- 1	0- 1	2- 4				
2- 9	0- 2	0- 0	AWAY	0- 1	0- 2	2- 4				
0- 0	0- 0	0- 0	NEUTRAL	0- 0	0- 0	0- 0				
1- 10	0- 3	0- 0	NON-CONFERENCE	0- 0	0- 1	1- 6				
0- 5	0- 1	0- 0	HOME	0- 0	0- 1	0- 3				
1- 5	0- 2	0- 0	AWAY	0- 0	0- 0	1- 3				
0- 0	0- 0	0- 0	NEUTRAL	0- 0	0- 0	0- 0				
3- 7	0- 1	0- 0	CONFERENCE	0- 2	0- 2	3- 2				
2- 3	0- 1	0- 0	HOME	0- 1	0- 0	2- 1				
1- 4	0- 0	0- 0	AWAY	0- 1	0- 2	1- 1				
0- 0	0- 0	0- 0	NEUTRAL	0- 0	0- 0	0- 0				

RPI 1-25				RPI 26-50				RPI 51-100				RPI 101+ Team's RPI: 244			
RPI	S	Opponent	Score	RPI	S	Opponent	Score	RPI	S	Opponent	Score	RPI	S	Opponent	Score
4	A	Baylor	38 <b>89</b>					57	A	Western Ky.	49 <b>52</b>	134	A	Marshall	52 <b>81</b>
8	H	Texas	47 <b>70</b>					79	H	Middle Tenn.	60 <b>61</b>	138	A	Southern Miss.	62 <b>68</b>
23	A	Kentucky	39 <b>72</b>									142	H	Harvard	61 <b>67</b>
25	H	UTEP	54 <b>60</b>									154	H	Loyola Chicago	50 <b>57</b>
												166	A	Louisiana Tech	61 <b>63</b>
												169	H	UAB	55 <b>64</b>
												172	A	McNeese St.	53 <b>61</b>
												201	A	North Texas	79 73
												201	H	North Texas	100 97
												228	H	UTSA	49 48
												234	A	Stephen F. Austin	45 <b>59</b>
												236	H	Texas Southern	66 <b>69</b>
												240	H	Houston	59 <b>62</b>
												257	A	Sam Houston St.	58 46
												328	A	A&M-Corpus Christi	55 <b>60</b>
LAST 12 Division I GAMES:															
138	A	Southern Miss.	62 <b>68</b>	57	A	Western Ky.	49 <b>52</b>								
166	A	Louisiana Tech	61 <b>63</b>	201	H	North Texas	100 97								
201	A	North Texas	79 73	228	H	UTSA	49 48								
79	H	Middle Tenn.	60 <b>61</b>	25	H	UTEP	54 <b>60</b>								
169	H	UAB	55 <b>64</b>	154	H	Loyola Chicago	50 <b>57</b>								
134	A	Marshall	52 <b>81</b>	236	H	Texas Southern	66 <b>69</b>								

Non-Div I Games:

Rice

■ Loss, 
■ Non-Conf, 
■ S Site, 
■ H Home 
■ A Away 
N Neutral

Average RPI Win:	243	WON-LOST	WINNING	LAST 10	STRENGTH OF	OPP. STRENGTH	TEAM	ADJ.	CONF.	ADJ CONF.
Average RPI Loss:	101	RECORD	PCT. RANK	GAMES	SCHEDULE	OF SCHEDULE	RPI	RPI	RPI	RPI
DIV. I ONLY	9- 14	235	2- 8	162	98	204	204	7	7	
DIV. I NON-CONF.	7- 6	156	1- 1	283	143	213	213	8	8	
TOTALS	RPI 1-25	RPI 26-50	W-L RECORDS	RPI 51-100	RPI 101-150	RPI 150+				
9- 14	0- 1	0- 3	OVERALL	0- 6	0- 1	9- 3				
4- 6	0- 1	0- 2	HOME	0- 1	0- 0	4- 2				
3- 7	0- 0	0- 1	AWAY	0- 4	0- 1	3- 1				
2- 1	0- 0	0- 0	NEUTRAL	0- 1	0- 0	2- 0				
7- 6	0- 0	0- 0	NON-CONFERENCE	0- 3	0- 1	7- 2				
4- 2	0- 0	0- 0	HOME	0- 1	0- 0	4- 1				
1- 3	0- 0	0- 0	AWAY	0- 1	0- 1	1- 1				
2- 1	0- 0	0- 0	NEUTRAL	0- 1	0- 0	2- 0				
2- 8	0- 1	0- 3	CONFERENCE	0- 3	0- 0	2- 1				
0- 4	0- 1	0- 2	HOME	0- 0	0- 0	0- 1				
2- 4	0- 0	0- 1	AWAY	0- 3	0- 0	2- 0				
0- 0	0- 0	0- 0	NEUTRAL	0- 0	0- 0	0- 0				

RPI	S	Opponent	Score	RPI	S	Opponent	Score	RPI	S	Opponent	Score	RPI	S	Opponent	Score	Team's RPI: 204
24	H	Duquesne	44 65	34	A	St. Bonaventure	43 66	53	H	James Madison	47 73	128	A	Wake Forest	33 43	
				35	H	George Washington	47 62	78	A	Saint Louis	48 73	157	H	Old Dominion	62 57	
				45	H	Dayton	48 60	84	N	Marquette	80 98	196	H	Rhode Island	50 57	
								94	A	Virginia	51 71	198	H	William & Mary	56 50	
								96	A	Saint Joseph's	53 64	208	H	Eastern Ky.	81 62	
								97	A	VCU	42 53	216	H	Furman	62 69	
												238	A	Appalachian St.	59 73	
												239	A	Massachusetts	74 68	
												241	H	UNCW	63 53	
												250	A	Providence	57 50	
												278	A	La Salle	60 43	
												291	N	Wichita St.	63 50	
												326	N	Lafayette	54 46	
LAST 12 Division I GAMES:																
35	H	George Washington	47 62	96	A	Saint Joseph's	53 64									
78	A	Saint Louis	48 73	196	H	Rhode Island	50 57									
34	A	St. Bonaventure	43 66	45	H	Dayton	48 60									
24	H	Duquesne	44 65	278	A	La Salle	60 43									
97	A	VCU	42 53	94	A	Virginia	51 71									
239	A	Massachusetts	74 68	326	N	Lafayette	54 46									

Non-Div I Games:

Richmond

  Loss, 
  Non-Conf, 
  S Site, 
  H Home 
  A Away 
N Neutral

Average RPI Win:	264	WON-LOST	WINNING	LAST 10	STRENGTH OF	OPP. STRENGTH	TEAM	ADJ.	CONF.	ADJ CONF.
Average RPI Loss:	172	RECORD	PCT. RANK	GAMES	SCHEDULE	OF SCHEDULE	RPI	RPI	RPI	RPI
DIV. I ONLY	4- 18	315	1- 9	147	306	299	299	23	23	
DIV. I NON-CONF.	3- 6	234	0- 1	97	330	208	208	24	24	
TOTALS	RPI 1-25	RPI 26-50	W-L RECORDS	RPI 51-100	RPI 101-150	RPI 150+				
4- 18	0- 0	0- 1	OVERALL	0- 2	0- 4	4- 11				
3- 8	0- 0	0- 1	HOME	0- 0	0- 1	3- 6				
1- 8	0- 0	0- 0	AWAY	0- 1	0- 3	1- 4				
0- 2	0- 0	0- 0	NEUTRAL	0- 1	0- 0	0- 1				
3- 6	0- 0	0- 1	NON-CONFERENCE	0- 2	0- 1	3- 2				
2- 1	0- 0	0- 1	HOME	0- 0	0- 0	2- 0				
1- 3	0- 0	0- 0	AWAY	0- 1	0- 1	1- 1				
0- 2	0- 0	0- 0	NEUTRAL	0- 1	0- 0	0- 1				
1- 12	0- 0	0- 0	CONFERENCE	0- 0	0- 3	1- 9				
1- 7	0- 0	0- 0	HOME	0- 0	0- 1	1- 6				
0- 5	0- 0	0- 0	AWAY	0- 0	0- 2	0- 3				
0- 0	0- 0	0- 0	NEUTRAL	0- 0	0- 0	0- 0				

RPI	S	Opponent	Score	RPI	S	Opponent	Score	RPI	S	Opponent	Score	RPI	S	Opponent	Score	Team's RPI: 299
46	H	Princeton	59	78	69	A	Army West Point	42	57	117	A	Quinnipiac	51	64		
					82	N	Central Mich.	58	76	118	A	Iona	46	59		
										118	H	Iona	48	67		
										145	A	Pittsburgh	44	75		
										185	A	Marist	54	66		
										185	H	Marist	56	74		
										186	A	UMBC	53	58		
										186	N	UMBC	58	67		
										202	H	Lehigh	61	60		
										213	A	Fairfield	56	63		
										213	H	Fairfield	39	55		
										214	H	Canisius	64	73		
										219	A	Siena	45	66		
										219	H	Siena	70	58		
										224	H	Manhattan	70	74		
										288	H	Monmouth	75	87		
										289	H	Niagara	57	67		
										290	H	Towson	78	72		
										344	A	St. Francis Brooklyn	71	59		
LAST 12 Division I GAMES:																
118	H	Iona	48	67	213	H	Fairfield	39	55							
185	H	Marist	56	74	289	H	Niagara	57	67							
213	A	Fairfield	56	63	219	A	Siena	45	66							
224	H	Manhattan	70	74	117	A	Quinnipiac	51	64							
288	H	Monmouth	75	87	185	A	Marist	54	66							
219	H	Siena	70	58	186	N	UMBC	58	67							

Non-Div I Games:

Rider

Average RPI Win:	283	WON-LOST	WINNING	LAST 10	STRENGTH OF	OPP. STRENGTH	TEAM	ADJ.	CONF.	ADJ CONF.
Average RPI Loss:	167	RECORD	PCT. RANK	GAMES	SCHEDULE	OF SCHEDULE	RPI	RPI	RPI	RPI
DIV. I ONLY	13- 9	119	6- 4	297	322	184	184	31	31	
DIV. I NON-CONF.	5- 5	160	0- 0	182	141	140	140	32	32	
TOTALS	RPI 1-25	RPI 26-50	W-L RECORDS	RPI 51-100	RPI 101-150	RPI 150+				
13- 9	0- 1	0- 1	OVERALL	0- 1	0- 2	13- 4				
7- 2	0- 0	0- 0	HOME	0- 0	0- 1	7- 1				
6- 7	0- 0	0- 0	AWAY	0- 0	0- 0	6- 0				
0- 0	0- 0	0- 0	NEUTRAL	0- 0	0- 0	0- 0				
5- 5	0- 1	0- 1	NON-CONFERENCE	0- 1	0- 2	5- 0				
2- 1	0- 0	0- 0	HOME	0- 0	0- 1	2- 0				
3- 4	0- 1	0- 1	AWAY	0- 1	0- 1	3- 0				
0- 0	0- 0	0- 0	NEUTRAL	0- 0	0- 0	0- 0				
8- 4	0- 0	0- 0	CONFERENCE	0- 0	0- 0	8- 4				
5- 1	0- 0	0- 0	HOME	0- 0	0- 0	5- 1				
3- 3	0- 0	0- 0	AWAY	0- 0	0- 0	3- 3				
0- 0	0- 0	0- 0	NEUTRAL	0- 0	0- 0	0- 0				

RPI 1-25				RPI 26-50				RPI 51-100				RPI 101+ Team's RPI: 184			
RPI	S	Opponent	Score	RPI	S	Opponent	Score	RPI	S	Opponent	Score	RPI	S	Opponent	Score
21	A	Florida	52 79	50	A	Iowa	50 69	90	A	Charlotte	73 94	124	A	Youngstown St.	46 55
												144	H	Northern Ky.	70 72
												194	H	Delaware	53 50
												211	A	Bryant	65 71
												211	H	Bryant	55 53
												215	H	Morgan St.	76 44
												260	H	Sacred Heart	78 63
												270	A	Ga. Southern	64 49
												276	A	Central Conn. St.	39 48
												276	H	Central Conn. St.	72 55
												277	A	Saint Francis (PA)	54 62
												278	A	La Salle	76 45
												288	A	Monmouth	60 47
												311	H	Fairleigh Dickinson	68 83
												325	A	LIU Brooklyn	52 49
												337	A	Mt. St. Mary's	74 67
												337	H	Mt. St. Mary's	61 56
												342	H	Wagner	64 44
												344	A	St. Francis Brooklyn	62 53
LAST 12 Division I GAMES:															
276	H	Central Conn. St.	72 55	337	H	Mt. St. Mary's	61 56								
211	H	Bryant	55 53	311	H	Fairleigh Dickinson	68 83								
337	A	Mt. St. Mary's	74 67	325	A	LIU Brooklyn	52 49								
277	A	Saint Francis (PA)	54 62	344	A	St. Francis Brooklyn	62 53								
276	A	Central Conn. St.	39 48	342	H	Wagner	64 44								
211	A	Bryant	65 71	260	H	Sacred Heart	78 63								

Non-Div I Games: West Va. Wesleyan 124 59

Robert Morris

■ Loss, 
■ Non-Conf, 
■ S Site, 
■ H Home 
■ A Away 
N Neutral

Average RPI Win: 115		WON-LOST	WINNING	LAST 10	STRENGTH OF	OPP. STRENGTH	TEAM	ADJ.	CONF.	ADJ CONF.
Average RPI Loss: 35		RECORD	PCT. RANK	GAMES	SCHEDULE	OF SCHEDULE	RPI	RPI	RPI	RPI
DIV. I ONLY		14- 10	121	4- 6	15	12	42	42	4	4
DIV. I NON-CONF.		9- 3	69	0- 0	21	8	17	17	3	3
TOTALS		RPI 1-25	RPI 26-50		W-L RECORDS		RPI 51-100	RPI 101-150	RPI 150+	
14- 10	1- 4	0- 4		OVERALL		6- 2	4- 0	3- 0		
9- 2	0- 1	0- 1		HOME		3- 0	4- 0	2- 0		
2- 8	0- 3	0- 3		AWAY		1- 2	0- 0	1- 0		
3- 0	1- 0	0- 0		NEUTRAL		2- 0	0- 0	0- 0		
9- 3	1- 1	0- 2		NON-CONFERENCE		4- 0	3- 0	1- 0		
5- 1	0- 0	0- 1		HOME		1- 0	3- 0	1- 0		
1- 2	0- 1	0- 1		AWAY		1- 0	0- 0	0- 0		
3- 0	1- 0	0- 0		NEUTRAL		2- 0	0- 0	0- 0		
5- 7	0- 3	0- 2		CONFERENCE		2- 2	1- 0	2- 0		
4- 1	0- 1	0- 0		HOME		2- 0	1- 0	1- 0		
1- 6	0- 2	0- 2		AWAY		0- 2	0- 0	1- 0		
0- 0	0- 0	0- 0		NEUTRAL		0- 0	0- 0	0- 0		

RPI 1-25				RPI 26-50				Team's RPI: 42				RPI 51-100				RPI 101+			
RPI	S	Opponent	Score	RPI	S	Opponent	Score	RPI	S	Opponent	Score	RPI	S	Opponent	Score	RPI	S	Opponent	Score
5	A	Ohio St.	78 90	29	A	Seton Hall	49 77	60	H	Temple	61 51	116	H	LSU	69 57				
5	H	Ohio St.	58 67	33	H	St. John's (NY)	62 69	73	A	Nebraska	54 65	118	H	Iona	58 33				
13	A	Michigan St.	48 59	41	A	Indiana	48 64	73	H	Nebraska	66 56	131	H	Arkansas	60 40				
14	A	Florida St.	43 65	50	A	Iowa	65 69	80	N	Tulane	75 51	141	H	Wisconsin	61 41				
20	N	Green Bay	54 43					86	A	Minnesota	72 85	153	H	Illinois	67 54				
								86	H	Minnesota	66 55	155	A	Penn St.	74 62				
								94	N	Virginia	60 48	293	H	Savannah St.	65 26				
								96	A	Saint Joseph's	78 65								
LAST 12 Division I GAMES:																			
155	A	Penn St.	74 62	73	A	Nebraska	54 65												
86	A	Minnesota	72 85	153	H	Illinois	67 54												
73	H	Nebraska	66 56	5	A	Ohio St.	78 90												
41	A	Indiana	48 64	141	H	Wisconsin	61 41												
5	H	Ohio St.	58 67	50	A	Iowa	65 69												
13	A	Michigan St.	48 59	86	H	Minnesota	66 55												

Non-Div I Games:

Rutgers

■ Loss, 
■ Non-Conf, 
■ S Site, 
■ H Home 
■ A Away 
N Neutral



SIUE				STRENGTH OF SCHEDULE	OPP. STRENGTH OF SCHEDULE	TEAM RPI	ADJ. RPI	CONF. RPI	ADJ CONF. RPI
Average RPI Win:	249	WON-LOST	WINNING						
Average RPI Loss:	138	RECORD	PCT. RANK						
DIV. I ONLY	14- 10	121	8- 2	205	265	151	151	24	24
DIV. I NON-CONF.	5- 8	209	0- 1	128	259	179	179	23	23
TOTALS	RPI 1-25	RPI 26-50	W-L RECORDS	RPI 51-100	RPI 101-150	RPI 150+			
14- 10	0- 1	0- 1	OVERALL	1- 2	1- 2	12- 4			
8- 2	0- 0	0- 0	HOME	1- 1	1- 1	6- 0			
6- 7	0- 1	0- 1	AWAY	0- 1	0- 1	6- 3			
0- 1	0- 0	0- 0	NEUTRAL	0- 0	0- 0	0- 1			
5- 8	0- 1	0- 1	NON-CONFERENCE	1- 1	0- 2	4- 3			
3- 1	0- 0	0- 0	HOME	1- 0	0- 1	2- 0			
2- 6	0- 1	0- 1	AWAY	0- 1	0- 1	2- 2			
0- 1	0- 0	0- 0	NEUTRAL	0- 0	0- 0	0- 1			
9- 2	0- 0	0- 0	CONFERENCE	0- 1	1- 0	8- 1			
5- 1	0- 0	0- 0	HOME	0- 1	1- 0	4- 0			
4- 1	0- 0	0- 0	AWAY	0- 0	0- 0	4- 1			
0- 0	0- 0	0- 0	NEUTRAL	0- 0	0- 0	0- 0			

RPI 1-25				RPI 26-50				RPI 51-100				RPI 101+ Team's RPI: 151			
RPI	S	Opponent	Score	RPI	S	Opponent	Score	RPI	S	Opponent	Score	RPI	S	Opponent	Score
16	A	Oklahoma St.	61 86	32	A	Missouri	46 75	78	H	Saint Louis	71 64	110	H	Belmont	73 60
								82	A	Central Mich.	65 78	114	H	IUPUI	67 85
								91	H	UT Martin	79 85	139	A	Southern Ill.	57 71
												199	H	Southeast Mo. St.	80 73
												207	A	Valparaiso	56 69
												208	H	Eastern Ky.	89 74
												227	A	Western Ill.	74 78
												234	N	Stephen F. Austin	74 82
												242	A	Tennessee St.	61 73
												256	H	Northern Ill.	93 67
												264	H	Omaha	90 86
												266	A	Austin Peay	72 61
												275	A	Jacksonville St.	62 57
												284	A	Tennessee Tech	83 68
												292	A	Murray St.	64 61
												296	H	Morehead St.	90 81
												307	A	UMKC	63 58
												315	A	Illinois St.	65 57
												338	H	Eastern Ill.	87 75
LAST 12 Division I GAMES:															
91	H	UT Martin	79 85	296	H	Morehead St.	90 81								
338	H	Eastern Ill.	87 75	242	A	Tennessee St.	61 73								
266	A	Austin Peay	72 61	110	H	Belmont	73 60								
292	A	Murray St.	64 61	284	A	Tennessee Tech	83 68								
199	H	Southeast Mo. St.	80 73	275	A	Jacksonville St.	62 57								
208	H	Eastern Ky.	89 74	82	A	Central Mich.	65 78								

Non-Div I Games:

SIUE

■ Loss, 
 ■ Non-Conf, 
 ■ S Site, 
 ■ H Home 
 ■ A Away 
 N Neutral

SMU				STRENGTH OF SCHEDULE	OPP. STRENGTH OF SCHEDULE	TEAM RPI	ADJ. RPI	CONF. RPI	ADJ CONF. RPI
Average RPI Win:	191	WON-LOST RECORD	WINNING PCT. RANK						
Average RPI Loss:	78		LAST 10 GAMES						
DIV. I ONLY	10- 12	194	5- 5	94	45	158	158	8	8
DIV. I NON-CONF.	5- 6	180	0- 1	157	23	193	193	7	7
-----									
TOTALS	RPI 1-25	RPI 26-50	W-L RECORDS	RPI 51-100	RPI 101-150	RPI 150+			
10- 12	0- 4	0- 2	OVERALL	1- 3	2- 0	7- 3			
6- 6	0- 2	0- 1	HOME	1- 2	1- 0	4- 1			
2- 5	0- 1	0- 1	AWAY	0- 1	0- 0	2- 2			
2- 1	0- 1	0- 0	NEUTRAL	0- 0	1- 0	1- 0			
5- 6	0- 3	0- 0	NON-CONFERENCE	0- 1	1- 0	4- 2			
3- 3	0- 1	0- 0	HOME	0- 1	0- 0	3- 1			
0- 2	0- 1	0- 0	AWAY	0- 0	0- 0	0- 1			
2- 1	0- 1	0- 0	NEUTRAL	0- 0	1- 0	1- 0			
5- 6	0- 1	0- 2	CONFERENCE	1- 2	1- 0	3- 1			
3- 3	0- 1	0- 1	HOME	1- 1	1- 0	1- 0			
2- 3	0- 0	0- 1	AWAY	0- 1	0- 0	2- 1			
0- 0	0- 0	0- 0	NEUTRAL	0- 0	0- 0	0- 0			

RPI 1-25				RPI 26-50				RPI 51-100				RPI 101+ Team's RPI: 158			
RPI	S	Opponent	Score	RPI	S	Opponent	Score	RPI	S	Opponent	Score	RPI	S	Opponent	Score
2	H	UConn	37 90	43	A	South Fla.	56 83	60	A	Temple	35 55	104	N	Arizona	58 46
10	H	Arizona St.	57 64	43	H	South Fla.	48 66	60	H	Temple	69 67	119	H	Memphis	58 49
17	A	Texas A&M	55 67					80	H	Tulane	42 54	173	H	Northwestern St.	74 36
22	N	Mississippi St.	70 72					93	H	TCU	79 89	178	A	Tulsa	54 56
												189	H	New Mexico	58 63
												191	H	Kansas	73 64
												201	A	North Texas	57 60
												205	A	Cincinnati	73 55
												223	N	Gardner-Webb	69 61
												240	A	Houston	50 48
												258	H	UCF	65 50
												340	H	Cal St. Fullerton	74 53
LAST 12 Division I GAMES:															
258	H	UCF	65 50	119	H	Memphis	58 49								
60	A	Temple	35 55	240	A	Houston	50 48								
43	H	South Fla.	48 66	43	A	South Fla.	56 83								
205	A	Cincinnati	73 55	60	H	Temple	69 67								
2	H	UConn	37 90	178	A	Tulsa	54 56								
80	H	Tulane	42 54	22	N	Mississippi St.	70 72								

Non-Div I Games:

SMU

■ Loss, 
 ■ Non-Conf, 
 S Site, 
 ■ Home 
 ■ Away 
 N Neutral

Average RPI Win:	258	WON-LOST	WINNING	LAST 10	STRENGTH OF	OPP. STRENGTH	TEAM	ADJ.	CONF.	ADJ CONF.
Average RPI Loss:	140	RECORD	PCT. RANK	GAMES	SCHEDULE	OF SCHEDULE	RPI	RPI	RPI	RPI
DIV. I ONLY	7- 14	258	4- 6	97	279	206	206	20	20	
DIV. I NON-CONF.	3- 8	258	1- 1	104	187	209	209	21	21	
TOTALS	RPI 1-25	RPI 26-50	W-L RECORDS	RPI 51-100	RPI 101-150	RPI 150+				
7- 14	0- 1	0- 0	OVERALL	0- 2	0- 4	7- 7				
3- 6	0- 1	0- 0	HOME	0- 0	0- 3	3- 2				
4- 7	0- 0	0- 0	AWAY	0- 1	0- 1	4- 5				
0- 1	0- 0	0- 0	NEUTRAL	0- 1	0- 0	0- 0				
3- 8	0- 1	0- 0	NON-CONFERENCE	0- 2	0- 3	3- 2				
1- 3	0- 1	0- 0	HOME	0- 0	0- 2	1- 0				
2- 4	0- 0	0- 0	AWAY	0- 1	0- 1	2- 2				
0- 1	0- 0	0- 0	NEUTRAL	0- 1	0- 0	0- 0				
4- 6	0- 0	0- 0	CONFERENCE	0- 0	0- 1	4- 5				
2- 3	0- 0	0- 0	HOME	0- 0	0- 1	2- 2				
2- 3	0- 0	0- 0	AWAY	0- 0	0- 0	2- 3				
0- 0	0- 0	0- 0	NEUTRAL	0- 0	0- 0	0- 0				

RPI 1-25				RPI 26-50				RPI 51-100				RPI 101+ Team's RPI: 206			
RPI	S	Opponent	Score	RPI	S	Opponent	Score	RPI	S	Opponent	Score	RPI	S	Opponent	Score
9	H	UCLA	76 109					64	N	Villanova	54 78	103	A	New Mexico St.	77 80
								74	A	California	99 117	120	H	San Francisco	94 95
												136	H	Idaho	88 98
												150	H	Hawaii	72 74
												160	A	Montana St.	99 116
												160	H	Montana St.	79 80
												183	H	Eastern Wash.	83 100
												188	A	Weber St.	66 77
												189	A	New Mexico	71 84
												193	A	Cal Poly	72 97
												197	A	UC Davis	92 77
												200	A	Idaho St.	68 59
												218	A	Utah St.	95 86
												225	A	Montana	83 90
												225	H	Montana	83 75
												322	A	Portland St.	126 78
												322	H	Portland St.	132 91
												323	H	UC Irvine	126 78
LAST 12 Division I GAMES:															
160	A	Montana St.	99 116	200	A	Idaho St.	68 59								
225	A	Montana	83 90	225	H	Montana	83 75								
183	H	Eastern Wash.	83 100	160	H	Montana St.	79 80								
136	H	Idaho	88 98	322	H	Portland St.	132 91								
322	A	Portland St.	126 78	193	A	Cal Poly	72 97								
188	A	Weber St.	66 77	323	H	UC Irvine	126 78								

Non-Div I Games:

Sacramento St.

■ Loss, 
 ■ Non-Conf, 
 ■ S Site, 
 ■ Home 
 ■ A Away 
 N Neutral

## Sacred Heart

Through Games Of Feb. 8, 2016

Average RPI Win:	311	WON-LOST	WINNING	LAST 10	STRENGTH OF	OPP. STRENGTH	TEAM	ADJ.	CONF.	ADJ CONF.
Average RPI Loss:	172	RECORD	PCT. RANK	GAMES	SCHEDULE	OF SCHEDULE	RPI	RPI	RPI	RPI
DIV. I ONLY	12- 11	164	9- 1	328	334	260	260	31	31	
DIV. I NON-CONF.	2- 9	296	0- 0	259	193	316	316	32	32	
TOTALS	RPI 1-25	RPI 26-50	W-L RECORDS	RPI 51-100	RPI 101-150	RPI 150+				
12- 11	0- 0	0- 1	OVERALL	0- 1	0- 2	12- 7				
6- 4	0- 0	0- 0	HOME	0- 0	0- 1	6- 3				
5- 6	0- 0	0- 1	AWAY	0- 1	0- 0	5- 4				
1- 1	0- 0	0- 0	NEUTRAL	0- 0	0- 1	1- 0				
2- 9	0- 0	0- 1	NON-CONFERENCE	0- 1	0- 2	2- 5				
1- 3	0- 0	0- 0	HOME	0- 0	0- 1	1- 2				
0- 5	0- 0	0- 1	AWAY	0- 1	0- 0	0- 3				
1- 1	0- 0	0- 0	NEUTRAL	0- 0	0- 1	1- 0				
10- 2	0- 0	0- 0	CONFERENCE	0- 0	0- 0	10- 2				
5- 1	0- 0	0- 0	HOME	0- 0	0- 0	5- 1				
5- 1	0- 0	0- 0	AWAY	0- 0	0- 0	5- 1				
0- 0	0- 0	0- 0	NEUTRAL	0- 0	0- 0	0- 0				

RPI 1-25			RPI 26-50			RPI 51-100			RPI 101+ Team's RPI: 260		
RPI	S	Opponent	Score	RPI	S	Opponent	Score	RPI	S	Opponent	Score
				33	A	St. John's (NY)	54 67	60	A	Temple	62 92
								125	N	La.-Lafayette	58 60
								133	H	Buffalo	53 66
								155	A	Penn St.	46 83
								184	A	Robert Morris	63 78
								211	H	Bryant	59 61
								212	H	Binghamton	69 60
								213	A	Fairfield	50 61
								221	H	Hartford	67 68
								265	H	New Hampshire	69 81
								276	A	Central Conn. St.	61 57
								277	A	Saint Francis (PA)	81 77
								287	A	Vermont	51 53
								300	N	Coastal Caro.	71 62
								311	H	Fairleigh Dickinson	72 61
								325	A	LIU Brooklyn	62 53
								325	H	LIU Brooklyn	71 47
								337	H	Mt. St. Mary's	61 58
								342	A	Wagner	77 73
								342	H	Wagner	73 62
								344	A	St. Francis Brooklyn	68 51
								344	H	St. Francis Brooklyn	63 55
LAST 12 Division I GAMES:											
325	H	LIU Brooklyn	71 47	276	A	Central Conn. St.	61 57				
344	H	St. Francis Brooklyn	63 55	344	A	St. Francis Brooklyn	68 51				
325	A	LIU Brooklyn	62 53	342	H	Wagner	73 62				
211	H	Bryant	59 61	311	H	Fairleigh Dickinson	72 61				
337	H	Mt. St. Mary's	61 58	277	A	Saint Francis (PA)	81 77				
342	A	Wagner	77 73	184	A	Robert Morris	63 78				

Non-Div I Games:

Sacred Heart

■ Loss, 
 ■ Non-Conf, 
 ■ S Site, 
 ■ Home 
 ■ A Away 
 N Neutral

Average RPI Win:	294	WON-LOST	WINNING	LAST 10	STRENGTH OF	OPP. STRENGTH	TEAM	ADJ.	CONF.	ADJ CONF.
Average RPI Loss:	192	RECORD	PCT. RANK	GAMES	SCHEDULE	OF SCHEDULE	RPI	RPI	RPI	RPI
DIV. I ONLY	8- 14	244	6- 4	262	337	277	277	31	31	
DIV. I NON-CONF.	1- 9	325	0- 0	135	209	301	301	32	32	
TOTALS	RPI 1-25	RPI 26-50	W-L RECORDS	RPI 51-100	RPI 101-150	RPI 150+				
8- 14	0- 1	0- 1	OVERALL	0- 0	0- 2	8- 10				
6- 3	0- 0	0- 0	HOME	0- 0	0- 1	6- 2				
2- 10	0- 1	0- 1	AWAY	0- 0	0- 1	2- 7				
0- 1	0- 0	0- 0	NEUTRAL	0- 0	0- 0	0- 1				
1- 9	0- 1	0- 1	NON-CONFERENCE	0- 0	0- 2	1- 5				
1- 1	0- 0	0- 0	HOME	0- 0	0- 1	1- 0				
0- 7	0- 1	0- 1	AWAY	0- 0	0- 1	0- 4				
0- 1	0- 0	0- 0	NEUTRAL	0- 0	0- 0	0- 1				
7- 5	0- 0	0- 0	CONFERENCE	0- 0	0- 0	7- 5				
5- 2	0- 0	0- 0	HOME	0- 0	0- 0	5- 2				
2- 3	0- 0	0- 0	AWAY	0- 0	0- 0	2- 3				
0- 0	0- 0	0- 0	NEUTRAL	0- 0	0- 0	0- 0				

RPI 1-25				RPI 26-50				RPI 51-100				RPI 101+ Team's RPI: 277			
RPI	S	Opponent	Score	RPI	S	Opponent	Score	RPI	S	Opponent	Score	RPI	S	Opponent	Score
21	A	Florida	65 122	31	A	Ohio	65 91					134	A	Marshall	73 81
												145	H	Pittsburgh	59 74
												163	A	Cornell	69 75
												184	H	Robert Morris	62 54
												205	A	Cincinnati	86 93
												208	N	Eastern Ky.	82 88
												211	A	Bryant	72 84
												211	H	Bryant	85 72
												214	A	Canisius	52 77
												229	A	Columbia	78 82
												260	H	Sacred Heart	77 81
												276	A	Central Conn. St.	51 66
												276	H	Central Conn. St.	59 79
												300	H	Coastal Caro.	106 74
												311	A	Fairleigh Dickinson	72 73
												311	H	Fairleigh Dickinson	87 67
												325	A	LIU Brooklyn	84 75
												337	H	Mt. St. Mary's	87 57
												342	H	Wagner	93 78
												344	A	St. Francis Brooklyn	83 76
LAST 12 Division I GAMES:															
211	H	Bryant	85 72	311	H	Fairleigh Dickinson	87 67								
276	H	Central Conn. St.	59 79	337	H	Mt. St. Mary's	87 57								
311	A	Fairleigh Dickinson	72 73	344	A	St. Francis Brooklyn	83 76								
184	H	Robert Morris	62 54	325	A	LIU Brooklyn	84 75								
211	A	Bryant	72 84	260	H	Sacred Heart	77 81								
276	A	Central Conn. St.	51 66	342	H	Wagner	93 78								

Non-Div I Games: Pitt.-Johnstown 82 78

Saint Francis (PA)

■ Loss, 
 ■ Non-Conf, 
 ■ S Site, 
 ■ Home 
 ■ A Away 
 N Neutral

## Saint Joseph's

Through Games Of Feb. 8, 2016

Average RPI Win:	148	WON-LOST	WINNING	LAST 10	STRENGTH OF	OPP. STRENGTH	TEAM	ADJ.	CONF.	ADJ CONF.
Average RPI Loss:	71	RECORD	PCT. RANK	GAMES	SCHEDULE	OF SCHEDULE	RPI	RPI	RPI	RPI
DIV. I ONLY	10- 12	194	4- 6	11	82	96	96	7	7	
DIV. I NON-CONF.	6- 6	160	2- 0	3	65	52	52	8	8	
TOTALS	RPI 1-25	RPI 26-50	W-L RECORDS	RPI 51-100	RPI 101-150	RPI 150+				
10- 12	0- 1	1- 5	OVERALL	4- 3	0- 1	5- 2				
6- 7	0- 1	1- 4	HOME	2- 1	0- 1	3- 0				
4- 5	0- 0	0- 1	AWAY	2- 2	0- 0	2- 2				
0- 0	0- 0	0- 0	NEUTRAL	0- 0	0- 0	0- 0				
6- 6	0- 1	1- 2	NON-CONFERENCE	3- 2	0- 1	2- 0				
4- 4	0- 1	1- 2	HOME	2- 0	0- 1	1- 0				
2- 2	0- 0	0- 0	AWAY	1- 2	0- 0	1- 0				
0- 0	0- 0	0- 0	NEUTRAL	0- 0	0- 0	0- 0				
4- 6	0- 0	0- 3	CONFERENCE	1- 1	0- 0	3- 2				
2- 3	0- 0	0- 2	HOME	0- 1	0- 0	2- 0				
2- 3	0- 0	0- 1	AWAY	1- 0	0- 0	1- 2				
0- 0	0- 0	0- 0	NEUTRAL	0- 0	0- 0	0- 0				

RPI 1-25				RPI 26-50				RPI 51-100 Team's RPI: 96				RPI 101+			
RPI	S	Opponent	Score	RPI	S	Opponent	Score	RPI	S	Opponent	Score	RPI	S	Opponent	Score
1	H	Notre Dame	55 91	29	H	Seton Hall	54 66	60	A	Temple	70 67	118	H	Iona	75 81
				34	A	St. Bonaventure	51 65	64	A	Villanova	49 55	152	A	Fordham	40 47
				35	H	George Washington	45 70	77	A	Hofstra	62 75	177	A	George Mason	41 55
				42	H	Rutgers	65 78	78	H	Saint Louis	66 77	186	H	UMBC	104 45
				44	H	Penn	50 46	82	H	Central Mich.	76 66	202	A	Lehigh	63 62
				45	H	Dayton	61 71	83	H	Drexel	53 46	204	H	Richmond	64 53
								97	A	VCU	66 63	239	A	Massachusetts	62 58
												278	H	La Salle	64 55
LAST 12 Division I GAMES:															
				177	A	George Mason	41 55	204	H	Richmond	64 53				
				278	H	La Salle	64 55	97	A	VCU	66 63				
				34	A	St. Bonaventure	51 65	239	A	Massachusetts	62 58				
				45	H	Dayton	61 71	35	H	George Washington	45 70				
				78	H	Saint Louis	66 77	82	H	Central Mich.	76 66				
				152	A	Fordham	40 47	186	H	UMBC	104 45				

Non-Div I Games:

Saint Joseph's

■ Loss, 
 ■ Non-Conf, 
 ■ S Site, 
 ■ H Home 
 ■ A Away 
 N Neutral

Average RPI Win:	204	WON-LOST	WINNING	LAST 10	STRENGTH OF	OPP. STRENGTH	TEAM	ADJ.	CONF.	ADJ CONF.
Average RPI Loss:	99	RECORD	PCT. RANK	GAMES	SCHEDULE	OF SCHEDULE	RPI	RPI	RPI	RPI
DIV. I ONLY	17- 5	40	8- 2	231	130	78	78	7	7	
DIV. I NON-CONF.	9- 3	69	1- 1	255	279	99	99	8	8	
TOTALS	RPI 1-25	RPI 26-50	W-L RECORDS	RPI 51-100	RPI 101-150	RPI 150+				
17- 5	0- 0	1- 1	OVERALL	2- 2	2- 0	12- 2				
8- 1	0- 0	1- 0	HOME	0- 0	0- 0	7- 1				
8- 4	0- 0	0- 1	AWAY	2- 2	2- 0	4- 1				
1- 0	0- 0	0- 0	NEUTRAL	0- 0	0- 0	1- 0				
9- 3	0- 0	0- 0	NON-CONFERENCE	0- 2	2- 0	7- 1				
4- 0	0- 0	0- 0	HOME	0- 0	0- 0	4- 0				
4- 3	0- 0	0- 0	AWAY	0- 2	2- 0	2- 1				
1- 0	0- 0	0- 0	NEUTRAL	0- 0	0- 0	1- 0				
8- 2	0- 0	1- 1	CONFERENCE	2- 0	0- 0	5- 1				
4- 1	0- 0	1- 0	HOME	0- 0	0- 0	3- 1				
4- 1	0- 0	0- 1	AWAY	2- 0	0- 0	2- 0				
0- 0	0- 0	0- 0	NEUTRAL	0- 0	0- 0	0- 0				

RPI 1-25				RPI 26-50				RPI 51-100				Team's RPI: 78		RPI 101+			
RPI	S	Opponent	Score	RPI	S	Opponent	Score	RPI	S	Opponent	Score			RPI	S	Opponent	Score
				35	A	George Washington	80 89	54	A	Ball St.	70 79			119	A	Memphis	63 57
				45	H	Dayton	70 56	80	A	Tulane	58 66			126	A	Mercer	68 60
								96	A	Saint Joseph's	77 66			151	A	SIUE	64 71
								97	A	VCU	77 72			165	A	Davidson	79 50
														177	A	George Mason	61 50
														177	H	George Mason	63 73
														178	H	Tulsa	82 73
														199	H	Southeast Mo. St.	67 52
														204	H	Richmond	73 48
														239	H	Massachusetts	69 49
														247	A	Indiana St.	62 52
														278	H	La Salle	79 70
														301	N	Cleveland St.	76 65
														314	H	Bradley	75 58
														338	H	Eastern Ill.	78 47
														345	A	Alabama A&M	91 60
LAST 12 Division I GAMES:																	
				204	H	Richmond	73 48					239	H	Massachusetts	69 49		
				35	A	George Washington	80 89					165	A	Davidson	79 50		
				177	A	George Mason	61 50					97	A	VCU	77 72		
				278	H	La Salle	79 70					177	H	George Mason	63 73		
				96	A	Saint Joseph's	77 66					314	H	Bradley	75 58		
				45	H	Dayton	70 56					54	A	Ball St.	70 79		

Non-Div I Games: Mo.-St. Louis 67 31

Saint Louis

## Saint Peter's

Through Games Of Feb. 8, 2016

Average RPI Win:	248	WON-LOST	WINNING	LAST 10	STRENGTH OF	OPP. STRENGTH	TEAM	ADJ.	CONF.	ADJ CONF.
Average RPI Loss:	197	RECORD	PCT. RANK	GAMES	SCHEDULE	OF SCHEDULE	RPI	RPI	RPI	RPI
DIV. I ONLY	4- 18	315	2- 8	210	315	330	330	23	23	
DIV. I NON-CONF.	2- 7	280	1- 0	121	345	282	282	24	24	
TOTALS	RPI 1-25	RPI 26-50	W-L RECORDS	RPI 51-100	RPI 101-150	RPI 150+				
4- 18	0- 1	0- 1	OVERALL	0- 0	1- 3	3- 13				
4- 8	0- 1	0- 0	HOME	0- 0	1- 2	3- 5				
0- 10	0- 0	0- 0	AWAY	0- 0	0- 1	0- 0				
0- 0	0- 0	0- 0	NEUTRAL	0- 0	0- 0	0- 0				
2- 7	0- 1	0- 1	NON-CONFERENCE	0- 0	1- 1	1- 4				
2- 3	0- 1	0- 0	HOME	0- 0	1- 1	1- 1				
0- 4	0- 0	0- 1	AWAY	0- 0	0- 0	0- 3				
0- 0	0- 0	0- 0	NEUTRAL	0- 0	0- 0	0- 0				
2- 11	0- 0	0- 0	CONFERENCE	0- 0	0- 2	2- 9				
2- 5	0- 0	0- 0	HOME	0- 0	0- 1	2- 4				
0- 6	0- 0	0- 0	AWAY	0- 0	0- 1	0- 5				
0- 0	0- 0	0- 0	NEUTRAL	0- 0	0- 0	0- 0				

RPI 1-25				RPI 26-50				RPI 51-100				RPI 101+ Team's RPI: 330			
RPI	S	Opponent	Score	RPI	S	Opponent	Score	RPI	S	Opponent	Score	RPI	S	Opponent	Score
24	H	Duquesne	38 63	29	A	Seton Hall	65 81					112	H	Stony Brook	35 69
												117	A	Quinnipiac	49 66
												118	H	Iona	51 65
												146	H	Brown	79 67
												185	A	Marist	46 69
												185	H	Marist	55 74
												202	A	Lehigh	42 74
												213	H	Fairfield	56 46
												214	A	Canisius	42 54
												214	H	Canisius	53 60
												219	A	Siena	58 59
												219	H	Siena	55 64
												224	A	Manhattan	47 64
												262	H	Navy	39 50
												288	H	Monmouth	67 62
												289	A	Niagara	46 51
												289	H	Niagara	48 52
												311	A	Fairleigh Dickinson	52 73
												326	A	Lafayette	69 72
												344	H	St. Francis Brooklyn	44 40
LAST 12 Division I GAMES:															
185	H	Marist	55 74	214	A	Canisius	42 54								
117	A	Quinnipiac	49 66	213	H	Fairfield	56 46								
219	H	Siena	55 64	289	H	Niagara	48 52								
185	A	Marist	46 69	288	H	Monmouth	67 62								
224	A	Manhattan	47 64	118	H	Iona	51 65								
289	A	Niagara	46 51	146	H	Brown	79 67								

Non-Div I Games:

Saint Peter's

■ Loss, 
 ■ Non-Conf, 
 ■ S Site, 
 ■ H Home 
 ■ A Away 
 N Neutral



Average RPI Win:	299	WON-LOST	WINNING	LAST 10	STRENGTH OF	OPP. STRENGTH	TEAM	ADJ.	CONF.	ADJ CONF.
Average RPI Loss:	159	RECORD	PCT. RANK	GAMES	SCHEDULE	OF SCHEDULE	RPI	RPI	RPI	RPI
DIV. I ONLY	6- 13	271	3- 7	260	212	257	257	27	27	
DIV. I NON-CONF.	2- 6	272	0- 1	87	71	165	165	26	26	
TOTALS	RPI 1-25	RPI 26-50	W-L RECORDS	RPI 51-100	RPI 101-150	RPI 150+				
6- 13	0- 2	0- 1	OVERALL	0- 2	0- 1	6- 7				
2- 3	0- 0	0- 0	HOME	0- 1	0- 0	2- 2				
4- 9	0- 1	0- 1	AWAY	0- 1	0- 1	4- 5				
0- 1	0- 1	0- 0	NEUTRAL	0- 0	0- 0	0- 0				
2- 6	0- 2	0- 1	NON-CONFERENCE	0- 1	0- 1	2- 1				
0- 1	0- 0	0- 0	HOME	0- 0	0- 0	0- 1				
2- 4	0- 1	0- 1	AWAY	0- 1	0- 1	2- 0				
0- 1	0- 1	0- 0	NEUTRAL	0- 0	0- 0	0- 0				
4- 7	0- 0	0- 0	CONFERENCE	0- 1	0- 0	4- 6				
2- 2	0- 0	0- 0	HOME	0- 1	0- 0	2- 1				
2- 5	0- 0	0- 0	AWAY	0- 0	0- 0	2- 5				
0- 0	0- 0	0- 0	NEUTRAL	0- 0	0- 0	0- 0				

RPI 1-25				RPI 26-50				RPI 51-100				RPI 101+ Team's RPI: 257			
RPI	S	Opponent	Score	RPI	S	Opponent	Score	RPI	S	Opponent	Score	RPI	S	Opponent	Score
8	A	Texas	49 83	49	A	Kansas St.	50 78	63	H	Abilene Christian	76 87	131	A	Arkansas	47 67
14	N	Florida St.	37 94					93	A	TCU	59 85	172	A	McNeese St.	79 82
												173	A	Northwestern St.	49 69
												234	A	Stephen F. Austin	63 70
												236	A	Texas Southern	53 51
												243	A	Houston Baptist	63 67
												244	H	Rice	46 58
												273	A	Lamar	78 76
												303	H	Southeastern La.	80 56
												310	H	Nicholls St.	63 67
												324	A	Incarinate Word	65 60
												325	A	LIU Brooklyn	63 56
												328	A	A&M-Corpus Christi	71 81
												335	H	New Orleans	64 52
LAST 12 Division I GAMES:															
328	A	A&M-Corpus Christi	71 81	310	H	Nicholls St.	63 67								
243	A	Houston Baptist	63 67	335	H	New Orleans	64 52								
273	A	Lamar	78 76	303	H	Southeastern La.	80 56								
234	A	Stephen F. Austin	63 70	173	A	Northwestern St.	49 69								
63	H	Abilene Christian	76 87	324	A	Incarinate Word	65 60								
172	A	McNeese St.	79 82	8	A	Texas	49 83								

Non-Div I Games: LSU-Alexandria 85 50 Our Lady Of The Lak67 56

Sam Houston St.

Loss, Non-Conf, S Site, H Home A Away N Neutral

Average RPI Win: <b>244</b>	WON-LOST	WINNING	LAST 10	STRENGTH OF	OPP. STRENGTH	TEAM	ADJ.	CONF.	ADJ CONF.
Average RPI Loss: <b>101</b>	RECORD	PCT. RANK	GAMES	SCHEDULE	OF SCHEDULE	RPI	RPI	RPI	RPI
DIV. I ONLY	14- 8	101	8- 2	249	176	121	121	17	17
DIV. I NON-CONF.	6- 7	176	1- 2	203	180	145	145	16	16
-----									
TOTALS	RPI 1-25	RPI 26-50	W-L RECORDS	RPI 51-100	RPI 101-150	RPI 150+			
14- 8	0- 1	0- 1	OVERALL	1- 2	2- 3	11- 1			
5- 2	0- 0	0- 0	HOME	1- 0	1- 2	3- 0			
8- 6	0- 1	0- 1	AWAY	0- 2	1- 1	7- 1			
1- 0	0- 0	0- 0	NEUTRAL	0- 0	0- 0	1- 0			
6- 7	0- 1	0- 1	NON-CONFERENCE	0- 2	1- 2	5- 1			
1- 1	0- 0	0- 0	HOME	0- 0	0- 1	1- 0			
4- 6	0- 1	0- 1	AWAY	0- 2	1- 1	3- 1			
1- 0	0- 0	0- 0	NEUTRAL	0- 0	0- 0	1- 0			
8- 1	0- 0	0- 0	CONFERENCE	1- 0	1- 1	6- 0			
4- 1	0- 0	0- 0	HOME	1- 0	1- 1	2- 0			
4- 0	0- 0	0- 0	AWAY	0- 0	0- 0	4- 0			
0- 0	0- 0	0- 0	NEUTRAL	0- 0	0- 0	0- 0			

RPI 1-25				RPI 26-50				RPI 51-100				RPI 101+ Team's RPI: 121			
RPI	S	Opponent	Score	RPI	S	Opponent	Score	RPI	S	Opponent	Score	RPI	S	Opponent	Score
22	A	Mississippi St.	47 68	41	A	Indiana	56 65	56	H	Chattanooga	48 43	116	A	LSU	47 44
								75	A	Georgia Tech	55 66	126	H	Mercer	60 63
								91	A	UT Martin	50 52	138	A	Southern Miss.	48 56
												142	H	Harvard	54 60
												147	H	ETSU	55 47
												169	A	UAB	41 61
												192	H	Troy	73 69
												216	A	Furman	58 45
												275	A	Jacksonville St.	50 39
												282	A	Alabama St.	54 35
												286	A	UNCG	57 52
												286	H	UNCG	80 49
												298	A	Western Caro.	59 42
												298	H	Western Caro.	57 52
												302	A	Wofford	58 39
												310	N	Nicholls St.	45 43
												345	A	Alabama A&M	54 30
LAST 12 Division I GAMES:															
298	H	Western Caro.	57 52	126	H	Mercer	60 63								
286	H	UNCG	80 49	286	A	UNCG	57 52								
302	A	Wofford	58 39	298	A	Western Caro.	59 42								
216	A	Furman	58 45	142	H	Harvard	54 60								
56	H	Chattanooga	48 43	116	A	LSU	47 44								
147	H	ETSU	55 47	169	A	UAB	41 61								

Non-Div I Games: AUM 82 32 Shorter 53 33

Samford

■ Loss, 
 ■ Non-Conf, S Site, 
 ■ Home 
 ■ Away 
 N Neutral

Average RPI Win:	189	WON-LOST	WINNING	LAST 10	STRENGTH OF	OPP. STRENGTH	TEAM	ADJ.	CONF.	ADJ CONF.
Average RPI Loss:	54	RECORD	PCT. RANK	GAMES	SCHEDULE	OF SCHEDULE	RPI	RPI	RPI	RPI
DIV. I ONLY	20- 3	12	9- 1	232	88	65	65	9	9	
DIV. I NON-CONF.	9- 1	22	0- 0	314	102	108	108	9	9	
TOTALS	RPI 1-25	RPI 26-50	W-L RECORDS	RPI 51-100	RPI 101-150	RPI 150+				
20- 3	1- 0	0- 2	OVERALL	2- 1	6- 0	11- 0				
10- 2	1- 0	0- 1	HOME	1- 1	3- 0	5- 0				
10- 1	0- 0	0- 1	AWAY	1- 0	3- 0	6- 0				
0- 0	0- 0	0- 0	NEUTRAL	0- 0	0- 0	0- 0				
9- 1	0- 0	0- 0	NON-CONFERENCE	0- 1	3- 0	6- 0				
4- 1	0- 0	0- 0	HOME	0- 1	2- 0	2- 0				
5- 0	0- 0	0- 0	AWAY	0- 0	1- 0	4- 0				
0- 0	0- 0	0- 0	NEUTRAL	0- 0	0- 0	0- 0				
11- 2	1- 0	0- 2	CONFERENCE	2- 0	3- 0	5- 0				
6- 1	1- 0	0- 1	HOME	1- 0	1- 0	3- 0				
5- 1	0- 0	0- 1	AWAY	1- 0	2- 0	2- 0				
0- 0	0- 0	0- 0	NEUTRAL	0- 0	0- 0	0- 0				

RPI	S	Opponent	Score	RPI	S	Opponent	Score	RPI	S	Opponent	Score	RPI	S	Opponent	Score
12	H	BYU	78 65	48	A	St. Mary's (CA)	60 68	66	A	Santa Clara	70 58	104	H	Arizona	59 54
				48	H	St. Mary's (CA)	68 73	67	H	Washington St.	72 78	107	H	Akron	86 65
								89	H	Gonzaga	63 54	120	A	San Francisco	67 58
												122	A	Fresno St.	72 68
												140	A	Pacific	59 56
												140	H	Pacific	69 56
												160	A	Montana St.	62 49
												207	H	Valparaiso	76 60
												245	A	Loyola Marymount	75 67
												245	H	Loyola Marymount	82 58
												261	A	San Diego St.	60 53
												268	A	Pepperdine	70 54
												268	H	Pepperdine	74 55
												281	H	Portland	71 43
												283	H	CSUN	86 64
												312	A	Nevada	84 47
												340	A	Cal St. Fullerton	53 44
LAST 12 Division I GAMES:															
140	A	Pacific	59 56	89	H	Gonzaga	63 54	281	H	Portland	71 43	66	A	Santa Clara	70 58
48	A	St. Mary's (CA)	60 68	268	H	Pepperdine	74 55	120	A	San Francisco	67 58	48	H	St. Mary's (CA)	68 73
245	A	Loyola Marymount	75 67	140	H	Pacific	69 56	48	H	St. Mary's (CA)	68 73	120	A	San Francisco	67 58
268	A	Pepperdine	70 54					48	H	St. Mary's (CA)	68 73	120	A	San Francisco	67 58
245	H	Loyola Marymount	82 58					48	H	St. Mary's (CA)	68 73	120	A	San Francisco	67 58
268	H	Pepperdine	74 55					48	H	St. Mary's (CA)	68 73	120	A	San Francisco	67 58

Non-Div I Games: Hope Int'l 90 52

San Diego

Average RPI Win:	254	WON-LOST	WINNING	LAST 10	STRENGTH OF	OPP. STRENGTH	TEAM	ADJ.	CONF.	ADJ CONF.
Average RPI Loss:	152	RECORD	PCT. RANK	GAMES	SCHEDULE	OF SCHEDULE	RPI	RPI	RPI	RPI
DIV. I ONLY	6- 15	281	1- 9	155	242	261	261	19	19	
DIV. I NON-CONF.	4- 6	201	0- 0	238	229	254	254	20	20	
TOTALS	RPI 1-25	RPI 26-50	W-L RECORDS	RPI 51-100	RPI 101-150	RPI 150+				
6- 15	0- 0	0- 1	OVERALL	0- 4	1- 3	5- 7				
3- 8	0- 0	0- 0	HOME	0- 3	1- 1	2- 4				
3- 7	0- 0	0- 1	AWAY	0- 1	0- 2	3- 3				
0- 0	0- 0	0- 0	NEUTRAL	0- 0	0- 0	0- 0				
4- 6	0- 0	0- 1	NON-CONFERENCE	0- 2	1- 1	3- 2				
3- 3	0- 0	0- 0	HOME	0- 2	1- 0	2- 1				
1- 3	0- 0	0- 1	AWAY	0- 0	0- 1	1- 1				
0- 0	0- 0	0- 0	NEUTRAL	0- 0	0- 0	0- 0				
2- 9	0- 0	0- 0	CONFERENCE	0- 2	0- 2	2- 5				
0- 5	0- 0	0- 0	HOME	0- 1	0- 1	0- 3				
2- 4	0- 0	0- 0	AWAY	0- 1	0- 1	2- 2				
0- 0	0- 0	0- 0	NEUTRAL	0- 0	0- 0	0- 0				

RPI 1-25				RPI 26-50				RPI 51-100				RPI 101+				Team's RPI: 261	
RPI	S	Opponent	Score	RPI	S	Opponent	Score	RPI	S	Opponent	Score	RPI	S	Opponent	Score		
				37	A	Washington	51 80	62	A	Colorado St.	54 70	122	A	Fresno St.	49 54		
								62	H	Colorado St.	57 60	129	H	Boise St.	45 75		
								65	H	San Diego	53 60	141	H	Wisconsin	63 57		
								70	H	UC Riverside	68 85	148	A	Long Beach St.	54 74		
												180	H	UNLV	41 55		
												189	A	New Mexico	51 46		
												197	H	UC Davis	54 65		
												209	A	San Jose St.	73 78		
												218	A	Utah St.	59 72		
												218	H	Utah St.	36 55		
												245	A	Loyola Marymount	65 92		
												252	A	Wyoming	84 77		
												283	A	CSUN	67 65		
												312	H	Nevada	64 70		
												321	H	North Dakota St.	64 54		
												340	H	Cal St. Fullerton	54 43		
LAST 12 Division I GAMES:																	
				189	A	New Mexico	51 46	129	H	Boise St.	45 75						
				62	A	Colorado St.	54 70	62	H	Colorado St.	57 60						
				180	H	UNLV	41 55	209	A	San Jose St.	73 78						
				312	H	Nevada	64 70	218	H	Utah St.	36 55						
				218	A	Utah St.	59 72	252	A	Wyoming	84 77						
				122	A	Fresno St.	49 54	340	H	Cal St. Fullerton	54 43						

Non-Div I Games: San Diego Christian60 25


















































San Diego St.

■ Loss, 
 ■ Non-Conf, 
 ■ S Site, 
 ■ Home 
 ■ A Away 
 N Neutral

## San Francisco





Through Games Of Feb. 8, 2016

Average RPI Win:	203	WON-LOST	WINNING	LAST 10	STRENGTH OF	OPP. STRENGTH	TEAM	ADJ.	CONF.	ADJ CONF.
Average RPI Loss:	100	RECORD	PCT. RANK	GAMES	SCHEDULE	OF SCHEDULE	RPI	RPI	RPI	RPI
DIV. I ONLY	12- 9	128	5- 5	156	105	120	120	9	9	
DIV. I NON-CONF.	7- 2	57	0- 0	244	163	94	94	9	9	
TOTALS	RPI 1-25	RPI 26-50	W-L RECORDS	RPI 51-100	RPI 101-150	RPI 150+				
12- 9	0- 1	0- 1	OVERALL	2- 4	2- 1	8- 2				
4- 5	0- 1	0- 1	HOME	2- 2	1- 0	1- 1				
8- 4	0- 0	0- 0	AWAY	0- 2	1- 1	7- 1				
0- 0	0- 0	0- 0	NEUTRAL	0- 0	0- 0	0- 0				
7- 2	0- 0	0- 0	NON-CONFERENCE	1- 0	2- 0	4- 2				
2- 1	0- 0	0- 0	HOME	1- 0	1- 0	0- 1				
5- 1	0- 0	0- 0	AWAY	0- 0	1- 0	4- 1				
0- 0	0- 0	0- 0	NEUTRAL	0- 0	0- 0	0- 0				
5- 7	0- 1	0- 1	CONFERENCE	1- 4	0- 1	4- 0				
2- 4	0- 1	0- 1	HOME	1- 2	0- 0	1- 0				
3- 3	0- 0	0- 0	AWAY	0- 2	0- 1	3- 0				
0- 0	0- 0	0- 0	NEUTRAL	0- 0	0- 0	0- 0				

RPI S Opponent	Score	RPI S Opponent	Score	RPI S Opponent	Score	RPI S Opponent	Score	Team's RPI: 120
12  BYU	57  66	48  St. Mary's (CA)	68  78	65  San Diego	58  67	127  North Dakota	74 57	
				66  Santa Clara	57  68	140  Pacific	57  70	
				66  Santa Clara	57  59	148  Long Beach St.	66 52	
				70  UC Riverside	88 76	193  Cal Poly	61  62	
				89  Gonzaga	47  68	201  North Texas	69 61	
				89  Gonzaga	71 52	206  Sacramento St.	95 94	
						209  San Jose St.	82 78	
						217  Utah Valley	88  94	
						245  Loyola Marymount	75 73	
						268  Pepperdine	81 74	
						281  Portland	82 63	
						281  Portland	90 69	
						312  Nevada	70 62	
LAST 12 Division I GAMES:								
66  Santa Clara	57  59	12  BYU	57  66					
89  Gonzaga	71 52	65  San Diego	58  67					
281  Portland	90 69	281  Portland	82 63					
66  Santa Clara	57  68	89  Gonzaga	47  68					
268  Pepperdine	81 74	140  Pacific	57  70					
245  Loyola Marymount	75 73	48  St. Mary's (CA)	68  78					

Non-Div I Games: Holy Names 77 31 San Fran. St. 73 45

San Francisco

 Loss,  Non-Conf, S Site,  Home  Away N Neutral

Average RPI Win:	266	WON-LOST	WINNING	LAST 10	STRENGTH OF	OPP. STRENGTH	TEAM	ADJ.	CONF.	ADJ CONF.
Average RPI Loss:	113	RECORD	PCT. RANK	GAMES	SCHEDULE	OF SCHEDULE	RPI	RPI	RPI	RPI
DIV. I ONLY	7- 14	258	5- 5	110	214	209	209	19	19	
DIV. I NON-CONF.	1- 9	325	0- 1	81	168	279	279	20	20	
TOTALS	RPI 1-25	RPI 26-50	W-L RECORDS	RPI 51-100	RPI 101-150	RPI 150+				
7- 14	0- 0	0- 1	OVERALL	0- 5	1- 6	6- 2				
3- 7	0- 0	0- 0	HOME	0- 2	0- 5	3- 0				
4- 7	0- 0	0- 1	AWAY	0- 3	1- 1	3- 2				
0- 0	0- 0	0- 0	NEUTRAL	0- 0	0- 0	0- 0				
1- 9	0- 0	0- 1	NON-CONFERENCE	0- 3	0- 4	1- 1				
1- 4	0- 0	0- 0	HOME	0- 1	0- 3	1- 0				
0- 5	0- 0	0- 1	AWAY	0- 2	0- 1	0- 1				
0- 0	0- 0	0- 0	NEUTRAL	0- 0	0- 0	0- 0				
6- 5	0- 0	0- 0	CONFERENCE	0- 2	1- 2	5- 1				
2- 3	0- 0	0- 0	HOME	0- 1	0- 2	2- 0				
4- 2	0- 0	0- 0	AWAY	0- 1	1- 0	3- 1				
0- 0	0- 0	0- 0	NEUTRAL	0- 0	0- 0	0- 0				

RPI 1-25				RPI 26-50				RPI 51-100				RPI 101+				Team's RPI: 209
RPI	S	Opponent	Score	RPI	S	Opponent	Score	RPI	S	Opponent	Score	RPI	S	Opponent	Score	
				48	A	St. Mary's (CA)	81 91	61	A	Oregon	74 104	103	H	New Mexico St.	66 75	
								62	A	Colorado St.	54 76	120	H	San Francisco	78 82	
								62	H	Colorado St.	78 80	122	A	Fresno St.	66 64	
								67	A	Washington St.	80 95	122	H	Fresno St.	54 59	
								81	H	South Dakota	77 87	129	H	Boise St.	75 78	
												140	A	Pacific	69 81	
												150	H	Hawaii	73 76	
												189	A	New Mexico	57 71	
												218	A	Utah St.	86 74	
												246	A	CSU Bakersfield	88 90	
												252	A	Wyoming	67 66	
												261	H	San Diego St.	78 73	
												323	H	UC Irvine	79 58	
												343	A	Air Force	72 49	
												343	H	Air Force	81 60	
LAST 12 Division I GAMES:																
				122	A	Fresno St.	66 64	252	A	Wyoming	67 66					
				343	A	Air Force	72 49	62	A	Colorado St.	54 76					
				62	H	Colorado St.	78 80	261	H	San Diego St.	78 73					
				189	A	New Mexico	57 71	343	H	Air Force	81 60					
				129	H	Boise St.	75 78	218	A	Utah St.	86 74					
				122	H	Fresno St.	54 59	150	H	Hawaii	73 76					

Non-Div I Games: Southern Ore. 92 78

San Jose St.

Santa Clara

Through Games Of Feb. 8, 2016

Average RPI Win:	195	WON-LOST	WINNING	LAST 10	STRENGTH OF	OPP. STRENGTH	TEAM	ADJ.	CONF.	ADJ CONF.
Average RPI Loss:	46	RECORD	PCT. RANK	GAMES	SCHEDULE	OF SCHEDULE	RPI	RPI	RPI	RPI
DIV. I ONLY	16- 5	43	7- 3	177	70	66	66	9	9	
DIV. I NON-CONF.	7- 2	57	0- 0	270	28	81	81	9	9	
TOTALS	RPI 1-25	RPI 26-50	W-L RECORDS	RPI 51-100	RPI 101-150	RPI 150+				
16- 5	1- 1	1- 2	OVERALL	1- 2	4- 0	9- 0				
7- 2	0- 1	0- 0	HOME	1- 1	3- 0	3- 0				
8- 3	1- 0	1- 2	AWAY	0- 1	1- 0	5- 0				
1- 0	0- 0	0- 0	NEUTRAL	0- 0	0- 0	1- 0				
7- 2	1- 0	0- 2	NON-CONFERENCE	0- 0	1- 0	5- 0				
3- 0	0- 0	0- 0	HOME	0- 0	1- 0	2- 0				
3- 2	1- 0	0- 2	AWAY	0- 0	0- 0	2- 0				
1- 0	0- 0	0- 0	NEUTRAL	0- 0	0- 0	1- 0				
9- 3	0- 1	1- 0	CONFERENCE	1- 2	3- 0	4- 0				
4- 2	0- 1	0- 0	HOME	1- 1	2- 0	1- 0				
5- 1	0- 0	1- 0	AWAY	0- 1	1- 0	3- 0				
0- 0	0- 0	0- 0	NEUTRAL	0- 0	0- 0	0- 0				

RPI 1-25				RPI 26-50				RPI 51-100				RPI 101+			
RPI	S	Opponent	Score	RPI	S	Opponent	Score	RPI	S	Opponent	Score	RPI	S	Opponent	Score
6	A	Stanford	61 58	26	A	Southern California	46 81	65	H	San Diego	58 70	120	A	San Francisco	59 57
12	H	BYU	63 68	37	A	Washington	55 100	89	A	Gonzaga	44 53	120	H	San Francisco	68 57
				48	A	St. Mary's (CA)	73 67	89	H	Gonzaga	71 64	130	H	Texas Tech	75 70
												140	H	Pacific	76 52
												193	A	Cal Poly	69 63
												245	A	Loyola Marymount	57 56
												267	A	UC Santa Barbara	48 37
												267	H	UC Santa Barbara	66 48
												268	A	Pepperdine	62 60
												281	A	Portland	67 45
												281	H	Portland	66 47
												319	N	Evansville	62 44
												343	H	Air Force	68 34
LAST 12 Division I GAMES:															
120	A	San Francisco	59 57	65	H	San Diego	58 70								
281	H	Portland	66 47	12	H	BYU	63 68								
89	H	Gonzaga	71 64	89	A	Gonzaga	44 53								
120	H	San Francisco	68 57	281	A	Portland	67 45								
245	A	Loyola Marymount	57 56	48	A	St. Mary's (CA)	73 67								
268	A	Pepperdine	62 60	140	H	Pacific	76 52								

Non-Div I Games: Hope Int'l 78 54 Simpson (CA) 112 34

Santa Clara

Loss, Non-Conf, S Site, H Home A Away N Neutral

Average RPI Win:	310	WON-LOST	WINNING	LAST 10	STRENGTH OF	OPP. STRENGTH	TEAM	ADJ.	CONF.	ADJ CONF.
Average RPI Loss:	176	RECORD	PCT. RANK	GAMES	SCHEDULE	OF SCHEDULE	RPI	RPI	RPI	RPI
DIV. I ONLY	5- 15	291	4- 6	226	307	293	293	30	30	
DIV. I NON-CONF.	1- 8	320	0- 1	27	136	205	205	30	30	
TOTALS	RPI 1-25	RPI 26-50	W-L RECORDS	RPI 51-100	RPI 101-150	RPI 150+				
5- 15	0- 3	0- 1	OVERALL	0- 1	0- 0	5- 10				
3- 5	0- 0	0- 0	HOME	0- 1	0- 0	3- 4				
2- 10	0- 3	0- 1	AWAY	0- 0	0- 0	2- 6				
0- 0	0- 0	0- 0	NEUTRAL	0- 0	0- 0	0- 0				
1- 8	0- 3	0- 1	NON-CONFERENCE	0- 1	0- 0	1- 3				
0- 2	0- 0	0- 0	HOME	0- 1	0- 0	0- 1				
1- 6	0- 3	0- 1	AWAY	0- 0	0- 0	1- 2				
0- 0	0- 0	0- 0	NEUTRAL	0- 0	0- 0	0- 0				
4- 7	0- 0	0- 0	CONFERENCE	0- 0	0- 0	4- 7				
3- 3	0- 0	0- 0	HOME	0- 0	0- 0	3- 3				
1- 4	0- 0	0- 0	AWAY	0- 0	0- 0	1- 4				
0- 0	0- 0	0- 0	NEUTRAL	0- 0	0- 0	0- 0				

RPI 1-25				RPI 26-50				RPI 51-100				RPI 101+ Team's RPI: 293			
RPI	S	Opponent	Score	RPI	S	Opponent	Score	RPI	S	Opponent	Score	RPI	S	Opponent	Score
16	A	Oklahoma St.	48 76	42	A	Rutgers	26 65	55	H	Auburn	40 62	167	A	Hampton	53 65
21	A	Florida	34 99									168	A	Jacksonville	52 65
22	A	Mississippi St.	25 92									215	H	Morgan St.	60 66
												248	A	Bethune-Cookman	44 50
												253	H	Coppin St.	57 55
												270	H	Ga. Southern	48 64
												274	A	N.C. A&T	31 60
												274	H	N.C. A&T	59 69
												275	A	Jacksonville St.	35 50
												282	A	Alabama St.	60 49
												295	A	Florida A&M	38 59
												304	H	Delaware St.	59 67
												320	H	UMES	60 42
												346	A	Norfolk St.	68 53
												349	H	N.C. Central	57 39
LAST 12 Division I GAMES:															
253	H	Coppin St.	57 55	304	H	Delaware St.	59 67								
215	H	Morgan St.	60 66	320	H	UMES	60 42								
248	A	Bethune-Cookman	44 50	349	H	N.C. Central	57 39								
274	A	N.C. A&T	31 60	274	H	N.C. A&T	59 69								
346	A	Norfolk St.	68 53	168	A	Jacksonville	52 65								
167	A	Hampton	53 65	295	A	Florida A&M	38 59								

Non-Div I Games: Columbia (SC) 101 34 Allen 72 46

Savannah St.

Loss, Non-Conf, S Site, H Home A Away N Neutral



Average RPI Win:	276	WON-LOST	WINNING	LAST 10	STRENGTH OF	OPP. STRENGTH	TEAM	ADJ.	CONF.	ADJ CONF.
Average RPI Loss:	162	RECORD	PCT. RANK	GAMES	SCHEDULE	OF SCHEDULE	RPI	RPI	RPI	RPI
DIV. I ONLY	8- 15	252	4- 6	206	301	249	249	25	25	
DIV. I NON-CONF.	5- 9	233	1- 2	105	284	181	181	25	25	
TOTALS	RPI 1-25	RPI 26-50	W-L RECORDS	RPI 51-100	RPI 101-150	RPI 150+				
8- 15	0- 0	0- 2	OVERALL	0- 2	0- 4	8- 7				
3- 6	0- 0	0- 0	HOME	0- 1	0- 2	3- 3				
5- 8	0- 0	0- 1	AWAY	0- 1	0- 2	5- 4				
0- 1	0- 0	0- 1	NEUTRAL	0- 0	0- 0	0- 0				
5- 9	0- 0	0- 2	NON-CONFERENCE	0- 2	0- 3	5- 2				
1- 4	0- 0	0- 0	HOME	0- 1	0- 2	1- 1				
4- 4	0- 0	0- 1	AWAY	0- 1	0- 1	4- 1				
0- 1	0- 0	0- 1	NEUTRAL	0- 0	0- 0	0- 0				
3- 6	0- 0	0- 0	CONFERENCE	0- 0	0- 1	3- 5				
2- 2	0- 0	0- 0	HOME	0- 0	0- 0	2- 2				
1- 4	0- 0	0- 0	AWAY	0- 0	0- 1	1- 3				
0- 0	0- 0	0- 0	NEUTRAL	0- 0	0- 0	0- 0				

RPI 1-25				RPI 26-50				RPI 51-100				RPI 101+				Team's RPI: 249	
RPI	S	Opponent	Score	RPI	S	Opponent	Score	RPI	S	Opponent	Score	RPI	S	Opponent	Score		
				37	A	Washington	55 96	61	A	Oregon	62 82	103	A	New Mexico St.	54 69		
				46	N	Princeton	48 85	70	H	UC Riverside	70 92	129	H	Boise St.	66 84		
												136	A	Idaho	60 64		
												148	H	Long Beach St.	57 69		
												160	H	Montana St.	51 80		
												182	A	UTRGV	74 71		
												200	A	Idaho St.	67 83		
												217	H	Utah Valley	44 61		
												225	A	Montana	58 44		
												233	H	Grand Canyon	54 67		
												245	A	Loyola Marymount	78 69		
												246	A	CSU Bakersfield	68 76		
												283	A	CSUN	62 56		
												305	H	Denver	59 51		
												307	A	UMKC	43 64		
												307	H	UMKC	69 63		
												322	A	Portland St.	85 64		
												339	A	Chicago St.	49 57		
												339	H	Chicago St.	59 45		
LAST 12 Division I GAMES:																	
				307	A	UMKC	43 64	246	A	CSU Bakersfield	68 76						
				339	A	Chicago St.	49 57	339	H	Chicago St.	59 45						
				233	H	Grand Canyon	54 67	307	H	UMKC	69 63						
				217	H	Utah Valley	44 61	283	A	CSUN	62 56						
				182	A	UTRGV	74 71	148	H	Long Beach St.	57 69						
				103	A	New Mexico St.	54 69	61	A	Oregon	62 82						

Non-Div I Games: Evergreen St. 81 38

Seattle

■ Loss, 
 ■ Non-Conf, 
 ■ S Site, 
 ■ H Home 
 ■ A Away 
 N Neutral

Average RPI Win:	130	WON-LOST	WINNING	LAST 10	STRENGTH OF	OPP. STRENGTH	TEAM	ADJ.	CONF.	ADJ CONF.
Average RPI Loss:	44	RECORD	PCT. RANK	GAMES	SCHEDULE	OF SCHEDULE	RPI	RPI	RPI	RPI
DIV. I ONLY	17- 6	52	5- 5	56	35	29	29	6	6	
DIV. I NON-CONF.	10- 1	19	0- 0	50	29	6	6	6	6	
TOTALS	RPI 1-25	RPI 26-50	W-L RECORDS	RPI 51-100	RPI 101-150	RPI 150+				
17- 6	1- 1	3- 3	OVERALL	2- 2	5- 0	6- 0				
8- 2	0- 1	2- 1	HOME	1- 0	1- 0	4- 0				
7- 4	1- 0	0- 2	AWAY	1- 2	3- 0	2- 0				
2- 0	0- 0	1- 0	NEUTRAL	0- 0	1- 0	0- 0				
10- 1	0- 0	3- 1	NON-CONFERENCE	1- 0	2- 0	4- 0				
5- 0	0- 0	2- 0	HOME	0- 0	0- 0	3- 0				
3- 1	0- 0	0- 1	AWAY	1- 0	1- 0	1- 0				
2- 0	0- 0	1- 0	NEUTRAL	0- 0	1- 0	0- 0				
7- 5	1- 1	0- 2	CONFERENCE	1- 2	3- 0	2- 0				
3- 2	0- 1	0- 1	HOME	1- 0	1- 0	1- 0				
4- 3	1- 0	0- 1	AWAY	0- 2	2- 0	1- 0				
0- 0	0- 0	0- 0	NEUTRAL	0- 0	0- 0	0- 0				

RPI 1-25				RPI 26-50				Team's RPI: 29				RPI 51-100				RPI 101+			
RPI	S	Opponent	Score	RPI	S	Opponent	Score	RPI	S	Opponent	Score	RPI	S	Opponent	Score	RPI	S	Opponent	Score
19	A	DePaul	83 74	28	A	Georgia	52 70	64	A	Villanova	45 55	101	A	Liberty	92 56				
19	H	DePaul	74 86	33	A	St. John's (NY)	69 71	84	A	Marquette	82 89	105	A	Georgetown	83 75				
				33	H	St. John's (NY)	64 72	84	H	Marquette	99 68	115	A	Creighton	86 82				
				40	N	North Carolina St.	58 55	96	A	Saint Joseph's	66 54	132	N	UNI	57 49				
				42	H	Rutgers	77 49					135	H	Xavier	82 66				
				46	H	Princeton	71 64					152	H	Fordham	66 54				
												156	A	Texas-Arlington	61 54				
												190	H	Butler	98 77				
												211	H	Bryant	93 57				
												250	A	Providence	64 54				
												330	H	Saint Peter's	81 65				
LAST 12 Division I GAMES:																			
33	H	St. John's (NY)	64 72	64	A	Villanova	45 55												
84	A	Marquette	82 89	33	A	St. John's (NY)	69 71												
19	A	DePaul	83 74	19	H	DePaul	74 86												
190	H	Butler	98 77	84	H	Marquette	99 68												
135	H	Xavier	82 66	115	A	Creighton	86 82												
105	A	Georgetown	83 75	250	A	Providence	64 54												

Non-Div I Games:

Seton Hall

Average RPI Win: <b>272</b>	WON-LOST	WINNING	LAST 10	STRENGTH OF	OPP. STRENGTH	TEAM	ADJ.	CONF.	ADJ CONF.
Average RPI Loss: <b>184</b>	RECORD	PCT. RANK	GAMES	SCHEDULE	OF SCHEDULE	RPI	RPI	RPI	RPI
DIV. I ONLY	<b>12- 12</b>	<b>167</b>	<b>1- 3</b>	<b>296</b>	<b>273</b>	<b>219</b>	<b>219</b>	<b>23</b>	<b>23</b>
DIV. I NON-CONF.	<b>3- 7</b>	<b>248</b>	<b>1- 1</b>	<b>209</b>	<b>318</b>	<b>235</b>	<b>235</b>	<b>24</b>	<b>24</b>
TOTALS	RPI 1-25	RPI 26-50	W-L RECORDS	RPI 51-100	RPI 101-150	RPI 150+			
12- 12	0- 0	0- 1	OVERALL	0- 1	0- 3	12- 7			
5- 3	0- 0	0- 0	HOME	0- 1	0- 1	5- 1			
6- 8	0- 0	0- 1	AWAY	0- 0	0- 2	6- 5			
1- 1	0- 0	0- 0	NEUTRAL	0- 0	0- 0	1- 1			
3- 7	0- 0	0- 1	NON-CONFERENCE	0- 1	0- 1	3- 4			
0- 2	0- 0	0- 0	HOME	0- 1	0- 0	0- 1			
2- 4	0- 0	0- 1	AWAY	0- 0	0- 1	2- 2			
1- 1	0- 0	0- 0	NEUTRAL	0- 0	0- 0	1- 1			
9- 5	0- 0	0- 0	CONFERENCE	0- 0	0- 2	9- 3			
5- 1	0- 0	0- 0	HOME	0- 0	0- 1	5- 0			
4- 4	0- 0	0- 0	AWAY	0- 0	0- 1	4- 3			
0- 0	0- 0	0- 0	NEUTRAL	0- 0	0- 0	0- 0			

RPI 1-25				RPI 26-50				RPI 51-100				RPI 101+				Team's RPI: 219	
RPI	S	Opponent	Score	RPI	S	Opponent	Score	RPI	S	Opponent	Score	RPI	S	Opponent	Score		
				34	A	St. Bonaventure	40 57					117	A	Quinnipiac	52 94		
												117	H	Quinnipiac	59 69		
												139	A	Southern Ill.	54 73		
												185	A	Marist	37 66		
												195	H	Northeastern	67 70		
												213	A	Fairfield	55 67		
												214	A	Canisius	58 52		
												214	H	Canisius	61 57		
												215	N	Morgan St.	69 46		
												224	H	Manhattan	60 59		
												262	A	Navy	58 59		
												265	A	New Hampshire	57 53		
												282	N	Alabama St.	53 57		
												288	A	Monmouth	69 63		
												288	H	Monmouth	64 54		
												289	A	Niagara	59 51		
												299	A	Rider	58 70		
												299	H	Rider	66 45		
												308	A	Colgate	50 52		
												311	A	Fairleigh Dickinson	81 65		
												330	A	Saint Peter's	64 55		
												330	H	Saint Peter's	59 58		
LAST 12 Division I GAMES:																	
				215	N	Morgan St.	69 46					117	A	Quinnipiac	52 94		
				282	N	Alabama St.	53 57					214	H	Canisius	61 57		
				213	A	Fairfield	55 67					299	A	Rider	58 70		
				117	H	Quinnipiac	59 69					288	H	Monmouth	64 54		
				330	A	Saint Peter's	64 55					224	H	Manhattan	60 59		
				185	A	Marist	37 66					299	H	Rider	66 45		

Non-Div I Games:

Siena

■ Loss, 
 ■ Non-Conf, 
 ■ S Site, 
 ■ Home 
 ■ A Away 
 N Neutral

Average RPI Win: <b>235</b>	WON-LOST	WINNING	LAST 10	STRENGTH OF	OPP. STRENGTH	TEAM	ADJ.	CONF.	ADJ CONF.
Average RPI Loss: <b>149</b>	RECORD	PCT. RANK	GAMES	SCHEDULE	OF SCHEDULE	RPI	RPI	RPI	RPI
DIV. I ONLY	7- 12	242	5- 5	159	222	210	210	16	16
DIV. I NON-CONF.	2- 5	253	0- 0	193	262	240	240	14	14
TOTALS	RPI 1-25	RPI 26-50	W-L RECORDS	RPI 51-100	RPI 101-150	RPI 150+			
7- 12	0- 1	0- 0	OVERALL	0- 2	0- 2	7- 7			
2- 6	0- 1	0- 0	HOME	0- 1	0- 0	2- 4			
5- 6	0- 0	0- 0	AWAY	0- 1	0- 2	5- 2			
0- 0	0- 0	0- 0	NEUTRAL	0- 0	0- 0	0- 0			
2- 5	0- 1	0- 0	NON-CONFERENCE	0- 0	0- 1	2- 3			
0- 3	0- 1	0- 0	HOME	0- 0	0- 0	0- 2			
2- 2	0- 0	0- 0	AWAY	0- 0	0- 1	2- 1			
0- 0	0- 0	0- 0	NEUTRAL	0- 0	0- 0	0- 0			
5- 7	0- 0	0- 0	CONFERENCE	0- 2	0- 1	5- 4			
2- 3	0- 0	0- 0	HOME	0- 1	0- 0	2- 2			
3- 4	0- 0	0- 0	AWAY	0- 1	0- 1	3- 2			
0- 0	0- 0	0- 0	NEUTRAL	0- 0	0- 0	0- 0			

RPI	S	Opponent	Score	RPI	S	Opponent	Score	RPI	S	Opponent	Score	RPI	S	Opponent	Score	Team's RPI: 210
21	H	Florida	60 <b>72</b>					52	A	Arkansas St.	51 <b>58</b>	125	A	La.-Lafayette	50 <b>69</b>	
								52	H	Arkansas St.	53 <b>66</b>	138	A	Southern Miss.	51 <b>71</b>	
												156	H	Texas-Arlington	59 55	
												169	H	UAB	39 <b>53</b>	
												171	A	Little Rock	43 <b>74</b>	
												171	H	Little Rock	34 <b>47</b>	
												176	A	Southern U.	45 <b>50</b>	
												187	H	Texas St.	71 <b>73</b>	
												192	A	Troy	75 71	
												233	A	Grand Canyon	59 56	
												238	H	Appalachian St.	71 55	
												258	H	UCF	36 <b>77</b>	
												263	A	Georgia St.	60 52	
												270	A	Ga. Southern	43 <b>57</b>	
												279	A	La.-Monroe	63 57	
												282	A	Alabama St.	47 43	
LAST 12 Division I GAMES:																
171	A	Little Rock	43 <b>74</b>	156	H	Texas-Arlington	59 55									
52	A	Arkansas St.	51 <b>58</b>	187	H	Texas St.	71 <b>73</b>									
238	H	Appalachian St.	71 55	263	A	Georgia St.	60 52									
192	A	Troy	75 71	270	A	Ga. Southern	43 <b>57</b>									
279	A	La.-Monroe	63 57	52	H	Arkansas St.	53 <b>66</b>									
125	A	La.-Lafayette	50 <b>69</b>	171	H	Little Rock	34 <b>47</b>									

Non-Div I Games: Spring Hill 64 49 William Carey 66 30

South Ala.

■ Loss, 
 ■ Non-Conf, S Site, 
 ■ Home 
 ■ Away 
 N Neutral

Average RPI Win:	100	WON-LOST	WINNING	LAST 10	STRENGTH OF	OPP. STRENGTH	TEAM	ADJ.	CONF.	ADJ CONF.
Average RPI Loss:	2	RECORD	PCT. RANK	GAMES	SCHEDULE	OF SCHEDULE	RPI	RPI	RPI	RPI
DIV. I ONLY	22- 1	4	9- 1	12	7	3	3	2	2	
DIV. I NON-CONF.	12- 1	9	1- 1	71	7	10	10	2	2	
TOTALS	RPI 1-25	RPI 26-50	W-L RECORDS	RPI 51-100	RPI 101-150	RPI 150+				
22- 1	8- 1	2- 0	OVERALL	3- 0	3- 0	6- 0				
11- 1	3- 1	2- 0	HOME	1- 0	2- 0	3- 0				
8- 0	4- 0	0- 0	AWAY	2- 0	1- 0	1- 0				
3- 0	1- 0	0- 0	NEUTRAL	0- 0	0- 0	2- 0				
12- 1	3- 1	1- 0	NON-CONFERENCE	1- 0	1- 0	6- 0				
6- 1	1- 1	1- 0	HOME	1- 0	0- 0	3- 0				
3- 0	1- 0	0- 0	AWAY	0- 0	1- 0	1- 0				
3- 0	1- 0	0- 0	NEUTRAL	0- 0	0- 0	2- 0				
10- 0	5- 0	1- 0	CONFERENCE	2- 0	2- 0	0- 0				
5- 0	2- 0	1- 0	HOME	0- 0	2- 0	0- 0				
5- 0	3- 0	0- 0	AWAY	2- 0	0- 0	0- 0				
0- 0	0- 0	0- 0	NEUTRAL	0- 0	0- 0	0- 0				

RPI	S	Opponent	Score	RPI	S	Opponent	Score	RPI	S	Opponent	Score	RPI	S	Opponent	Score
2	H	UConn	54 66	32	H	Missouri	83 58	55	A	Auburn	74 58	131	H	Arkansas	85 32
5	H	Ohio St.	88 80	39	H	Duke	66 55	58	A	Vanderbilt	71 61	137	H	Ole Miss	81 62
9	A	UCLA	68 65					71	H	Elon	78 63	150	A	Hawaii	67 51
10	N	Arizona St.	60 58									164	N	East Carolina	88 57
17	A	Texas A&M	70 63									167	H	Hampton	86 48
17	H	Texas A&M	59 58									237	A	Clemson	67 41
22	A	Mississippi St.	57 51									246	N	CSU Bakersfield	90 71
23	A	Kentucky	73 62									286	H	UNCG	92 44
23	H	Kentucky	78 68									309	H	Winthrop	86 37
LAST 12 Division I GAMES:															
2	H	UConn	54 66	17	H	Texas A&M	59 58								
23	H	Kentucky	78 68	23	A	Kentucky	73 62								
17	A	Texas A&M	70 63	32	H	Missouri	83 58								
137	H	Ole Miss	81 62	58	A	Vanderbilt	71 61								
22	A	Mississippi St.	57 51	131	H	Arkansas	85 32								
55	A	Auburn	74 58	71	H	Elon	78 63								

Non-Div I Games:

South Carolina

■ Loss, 
 ■ Non-Conf, S Site, 
 ■ Home 
 ■ Away 
 N Neutral

Average RPI Win: 307		WON-LOST	WINNING	LAST 10	STRENGTH OF	OPP. STRENGTH	TEAM	ADJ.	CONF.	ADJ CONF.
Average RPI Loss: 216		RECORD	PCT. RANK	GAMES	SCHEDULE	OF SCHEDULE	RPI	RPI	RPI	RPI
DIV. I ONLY		7- 12	242	4- 5	341	329	313	313	30	30
DIV. I NON-CONF.		2- 6	272	0- 2	303	238	297	297	30	30
TOTALS	RPI 1-25	RPI 26-50		W-L RECORDS		RPI 51-100	RPI 101-150	RPI 150+		
7- 12	0- 0	0- 0		OVERALL		0- 0	0- 1	7- 11		
4- 3	0- 0	0- 0		HOME		0- 0	0- 0	4- 3		
3- 8	0- 0	0- 0		AWAY		0- 0	0- 0	3- 8		
0- 1	0- 0	0- 0		NEUTRAL		0- 0	0- 1	0- 0		
2- 6	0- 0	0- 0		NON-CONFERENCE		0- 0	0- 1	2- 5		
1- 0	0- 0	0- 0		HOME		0- 0	0- 0	1- 0		
1- 5	0- 0	0- 0		AWAY		0- 0	0- 0	1- 5		
0- 1	0- 0	0- 0		NEUTRAL		0- 0	0- 1	0- 0		
5- 6	0- 0	0- 0		CONFERENCE		0- 0	0- 0	5- 6		
3- 3	0- 0	0- 0		HOME		0- 0	0- 0	3- 3		
2- 3	0- 0	0- 0		AWAY		0- 0	0- 0	2- 3		
0- 0	0- 0	0- 0		NEUTRAL		0- 0	0- 0	0- 0		

RPI 1-25				RPI 26-50				RPI 51-100				RPI 101+				Team's RPI: 313	
RPI	S	Opponent	Score	RPI	S	Opponent	Score	RPI	S	Opponent	Score	RPI	S	Opponent	Score		
												113	N	Central Ark.	38	51	
												165	A	Davidson	51	63	
												167	A	Hampton	50	63	
												168	A	Jacksonville	47	79	
												169	A	UAB	38	71	
												215	H	Morgan St.	56	62	
												216	A	Furman	46	59	
												237	A	Clemson	54	63	
												248	A	Bethune-Cookman	50	65	
												253	H	Coppin St.	67	63	
												274	H	N.C. A&T	54	57	
												295	A	Florida A&M	68	62	
												297	A	North Florida	53	48	
												302	H	Wofford	60	47	
												304	A	Delaware St.	61	79	
												304	H	Delaware St.	61	48	
												320	H	UMES	56	63	
												346	A	Norfolk St.	60	52	
												349	H	N.C. Central	58	51	
LAST 12 Division I GAMES:																	
				215	H	Morgan St.	56	62	304	H	Delaware St.	61	48				
				253	H	Coppin St.	67	63	274	H	N.C. A&T	54	57				
				304	A	Delaware St.	61	79	349	H	N.C. Central	58	51				
				167	A	Hampton	50	63	168	A	Jacksonville	47	79				
				346	A	Norfolk St.	60	52	113	N	Central Ark.	38	51				
				320	H	UMES	56	63	297	A	North Florida	53	48				

Non-Div I Games:	Morris	90	39	Southern Wesleyan	75	52
------------------	--------	----	----	-------------------	----	----

South Carolina St.

Loss, Non-Conf, S Site, H Home A Away N Neutral

Average RPI Win:	217	WON-LOST	WINNING	LAST 10	STRENGTH OF	OPP. STRENGTH	TEAM	ADJ.	CONF.	ADJ CONF.
Average RPI Loss:	89	RECORD	PCT. RANK	GAMES	SCHEDULE	OF SCHEDULE	RPI	RPI	RPI	RPI
DIV. I ONLY	18- 5	37	9- 1	259	104	81	81	18	18	
DIV. I NON-CONF.	8- 4	100	1- 0	196	10	86	86	19	19	
TOTALS	RPI 1-25	RPI 26-50	W-L RECORDS	RPI 51-100	RPI 101-150	RPI 150+				
18- 5	0- 0	0- 2	OVERALL	3- 1	2- 1	13- 1				
8- 1	0- 0	0- 1	HOME	2- 0	1- 0	5- 0				
9- 4	0- 0	0- 1	AWAY	1- 1	1- 1	7- 1				
1- 0	0- 0	0- 0	NEUTRAL	0- 0	0- 0	1- 0				
8- 4	0- 0	0- 2	NON-CONFERENCE	2- 1	1- 1	5- 0				
3- 1	0- 0	0- 1	HOME	2- 0	0- 0	1- 0				
4- 3	0- 0	0- 1	AWAY	0- 1	1- 1	3- 0				
1- 0	0- 0	0- 0	NEUTRAL	0- 0	0- 0	1- 0				
10- 1	0- 0	0- 0	CONFERENCE	1- 0	1- 0	8- 1				
5- 0	0- 0	0- 0	HOME	0- 0	1- 0	4- 0				
5- 1	0- 0	0- 0	AWAY	1- 0	0- 0	4- 1				
0- 0	0- 0	0- 0	NEUTRAL	0- 0	0- 0	0- 0				

RPI S	Opponent	Score	RPI S	Opponent	Score	RPI S	Opponent	Score	RPI S	Opponent	Score
37	H Washington	64 77	49	A Kansas St.	81 84	59	A South Dakota St.	63 58	114	H IUPUI	65 59
						68	A Utah	59 66	127	A North Dakota	73 70
						84	H Marquette	97 69	132	A UNI	43 64
						98	H Drake	92 87	153	A Illinois	85 76
									158	A Oral Roberts	56 60
									162	A Fla. Atlantic	76 53
									209	A San Jose St.	87 77
									227	A Western Ill.	102 77
									238	N Appalachian St.	87 60
									264	A Omaha	70 55
									264	H Omaha	82 76
									305	A Denver	79 33
									305	H Denver	85 60
									321	A North Dakota St.	96 94
									321	H North Dakota St.	80 54
									322	H Portland St.	103 61
									333	H IPFW	92 60
LAST 12 Division I GAMES:											
264	A Omaha	70 55	59	A South Dakota St.	63 58	321	A North Dakota St.	96 94	264	H Omaha	82 76
305	A Denver	79 33	321	A North Dakota St.	96 94	158	A Oral Roberts	56 60	305	H Denver	85 60
321	H North Dakota St.	80 54	264	H Omaha	82 76	305	H Denver	85 60	321	A North Dakota St.	96 94
227	A Western Ill.	102 77	158	A Oral Roberts	56 60	322	H Portland St.	103 61	322	H Portland St.	103 61
114	H IUPUI	65 59	305	H Denver	85 60	333	H IPFW	92 60	333	H IPFW	92 60
333	H IPFW	92 60	153	A Illinois	85 76						

Non-Div I Games: Dakota Wesleyan 94 54

South Dakota

Average RPI Win:	206	WON-LOST	WINNING	LAST 10	STRENGTH OF	OPP. STRENGTH	TEAM	ADJ.	CONF.	ADJ CONF.
Average RPI Loss:	28	RECORD	PCT. RANK	GAMES	SCHEDULE	OF SCHEDULE	RPI	RPI	RPI	RPI
DIV. I ONLY	19- 4	24	9- 1	151	116	59	59	18	18	
DIV. I NON-CONF.	10- 3	61	1- 1	58	14	34	34	19	19	
TOTALS	RPI 1-25	RPI 26-50	W-L RECORDS	RPI 51-100	RPI 101-150	RPI 150+				
19- 4	1- 3	0- 0	OVERALL	0- 1	5- 0	13- 0				
10- 2	1- 1	0- 0	HOME	0- 1	3- 0	6- 0				
7- 1	0- 1	0- 0	AWAY	0- 0	1- 0	6- 0				
2- 1	0- 1	0- 0	NEUTRAL	0- 0	1- 0	1- 0				
10- 3	1- 3	0- 0	NON-CONFERENCE	0- 0	4- 0	5- 0				
6- 1	1- 1	0- 0	HOME	0- 0	2- 0	3- 0				
2- 1	0- 1	0- 0	AWAY	0- 0	1- 0	1- 0				
2- 1	0- 1	0- 0	NEUTRAL	0- 0	1- 0	1- 0				
9- 1	0- 0	0- 0	CONFERENCE	0- 1	1- 0	8- 0				
4- 1	0- 0	0- 0	HOME	0- 1	1- 0	3- 0				
5- 0	0- 0	0- 0	AWAY	0- 0	0- 0	5- 0				
0- 0	0- 0	0- 0	NEUTRAL	0- 0	0- 0	0- 0				

RPI 1-25				RPI 26-50				RPI 51-100				Team's RPI: 59		RPI 101+			
RPI	S	Opponent	Score	RPI	S	Opponent	Score	RPI	S	Opponent	Score		RPI	S	Opponent	Score	
1	H	Notre Dame	64 75					81	H	South Dakota	58 63		114	H	IUPUI	68 66	
11	N	Maryland	55 62										115	A	Creighton	53 51	
19	H	DePaul	88 79										131	H	Arkansas	76 69	
20	A	Green Bay	57 58										132	H	UNI	89 86	
													145	N	Pittsburgh	55 54	
													157	N	Old Dominion	71 39	
													158	A	Oral Roberts	68 50	
													170	H	Northern Colo.	66 62	
													185	H	Marist	77 68	
													227	H	Western Ill.	85 63	
													231	A	Bowling Green	58 45	
													264	A	Omaha	65 47	
													264	H	Omaha	68 58	
													305	A	Denver	76 39	
													321	A	North Dakota St.	81 63	
													321	H	North Dakota St.	81 47	
													322	H	Portland St.	74 65	
													333	A	IPFW	61 42	
LAST 12 Division I GAMES:																	
321	H	North Dakota St.	81 47	333	A	IPFW	61 42										
264	A	Omaha	65 47	264	H	Omaha	68 58										
158	A	Oral Roberts	68 50	321	A	North Dakota St.	81 63										
227	H	Western Ill.	85 63	305	A	Denver	76 39										
114	H	IUPUI	68 66	231	A	Bowling Green	58 45										
81	H	South Dakota	58 63	20	A	Green Bay	57 58										

Non-Div I Games:

South Dakota St.

■ Loss, 
 ■ Non-Conf, 
 ■ S Site, 
 ■ Home 
 ■ Away 
 N Neutral



Average RPI Win:	156	WON-LOST	WINNING	LAST 10	STRENGTH OF	OPP. STRENGTH	TEAM	ADJ.	CONF.	ADJ CONF.
Average RPI Loss:	40	RECORD	PCT. RANK	GAMES	SCHEDULE	OF SCHEDULE	RPI	RPI	RPI	RPI
DIV. I ONLY	16- 6	59	1- 2	70	40	43	43	8	8	
DIV. I NON-CONF.	7- 3	91	0- 1	12	12	22	22	7	7	
TOTALS	RPI 1-25	RPI 26-50	W-L RECORDS	RPI 51-100	RPI 101-150	RPI 150+				
16- 6	1- 3	0- 1	OVERALL	3- 1	1- 1	11- 0				
12- 1	1- 1	0- 0	HOME	2- 0	1- 0	8- 0				
4- 4	0- 1	0- 0	AWAY	1- 1	0- 0	3- 0				
0- 1	0- 1	0- 0	NEUTRAL	0- 0	0- 0	0- 0				
7- 3	1- 2	0- 1	NON-CONFERENCE	2- 0	1- 0	3- 0				
7- 0	1- 0	0- 0	HOME	2- 0	1- 0	3- 0				
0- 2	0- 1	0- 1	AWAY	0- 0	0- 0	0- 0				
0- 1	0- 1	0- 0	NEUTRAL	0- 0	0- 0	0- 0				
9- 3	0- 1	0- 0	CONFERENCE	1- 1	0- 1	8- 0				
5- 1	0- 1	0- 0	HOME	0- 0	0- 0	5- 0				
4- 2	0- 0	0- 0	AWAY	1- 1	0- 1	3- 0				
0- 0	0- 0	0- 0	NEUTRAL	0- 0	0- 0	0- 0				

RPI S	Opponent	Score	RPI S	Opponent	Score	RPI S	Opponent	Score	RPI S	Opponent	Score
2	H UConn	59 75	33	A St. John's (NY)	70 74	56	H Chattanooga	61 33	119	A Memphis	87 88
4	A Baylor	63 66				60	A Temple	66 68	142	H Harvard	86 59
16	H Oklahoma St.	68 46				80	A Tulane	71 67	155	H Penn St.	101 79
22	N Mississippi St.	58 68				83	H Drexel	73 58	158	A SMU	66 48
									158	H SMU	83 56
									164	A East Carolina	61 59
									164	H East Carolina	75 54
									168	H Jacksonville	74 52
									190	H Butler	87 77
									205	H Cincinnati	82 49
									240	H Houston	73 49
									258	A UCF	88 49
									258	H UCF	108 63
LAST 12 Division I GAMES:											
4	A Baylor	63 66	119	A Memphis	87 88						
60	A Temple	66 68	164	H East Carolina	75 54						
205	H Cincinnati	82 49	80	A Tulane	71 67						
158	A SMU	66 48	2	H UConn	59 75						
240	H Houston	73 49	158	H SMU	83 56						
258	A UCF	88 49	258	H UCF	108 63						

Non-Div I Games:

South Fla.

Average RPI Win:	272	WON-LOST	WINNING	LAST 10	STRENGTH OF	OPP. STRENGTH	TEAM	ADJ.	CONF.	ADJ CONF.
Average RPI Loss:	142	RECORD	PCT. RANK	GAMES	SCHEDULE	OF SCHEDULE	RPI	RPI	RPI	RPI
DIV. I ONLY	12- 10	149	2- 3	269	297	199	199	24	24	
DIV. I NON-CONF.	5- 6	180	0- 1	208	322	194	194	23	23	
TOTALS	RPI 1-25	RPI 26-50	W-L RECORDS	RPI 51-100	RPI 101-150	RPI 150+				
12- 10	0- 0	0- 1	OVERALL	0- 3	1- 2	11- 4				
6- 3	0- 0	0- 0	HOME	0- 1	1- 2	5- 0				
6- 5	0- 0	0- 1	AWAY	0- 1	0- 0	6- 3				
0- 2	0- 0	0- 0	NEUTRAL	0- 1	0- 0	0- 1				
5- 6	0- 0	0- 1	NON-CONFERENCE	0- 2	0- 2	5- 1				
1- 2	0- 0	0- 0	HOME	0- 0	0- 2	1- 0				
4- 2	0- 0	0- 1	AWAY	0- 1	0- 0	4- 0				
0- 2	0- 0	0- 0	NEUTRAL	0- 1	0- 0	0- 1				
7- 4	0- 0	0- 0	CONFERENCE	0- 1	1- 0	6- 3				
5- 1	0- 0	0- 0	HOME	0- 1	1- 0	4- 0				
2- 3	0- 0	0- 0	AWAY	0- 0	0- 0	2- 3				
0- 0	0- 0	0- 0	NEUTRAL	0- 0	0- 0	0- 0				

RPI S	Opponent	Score	RPI S	Opponent	Score	RPI S	Opponent	Score	RPI S	Opponent	Score	Team's RPI: 199
32	A Missouri	74	70	N UC Riverside	85	110	H Belmont	74	113	H Central Ark.	63	
			78	A Saint Louis	67	139	H Southern Ill.	87	151	A SIUE	80	
			91	H UT Martin	84	200	N Idaho St.	65	208	A Eastern Ky.	56	
						227	A Western Ill.	84	242	H Tennessee St.	65	
						266	H Austin Peay	69	275	H Jacksonville St.	47	
						284	A Tennessee Tech	57	291	A Wichita St.	62	
						292	H Murray St.	59	296	A Morehead St.	79	
						307	H UMKC	65	334	A Lipscomb	69	
						338	A Eastern Ill.	64	345	A Alabama A&M	58	
LAST 12 Division I GAMES:												
70	N UC Riverside	85	284	A Tennessee Tech	57							
338	A Eastern Ill.	64	275	H Jacksonville St.	47							
292	H Murray St.	59	208	A Eastern Ky.	56							
266	H Austin Peay	69	296	A Morehead St.	79							
91	H UT Martin	84	242	H Tennessee St.	65							
151	A SIUE	80	110	H Belmont	74							

Non-Div I Games: Harris-Stowe 78 66 William Woods 94 58

Southeast Mo. St.

Loss, Non-Conf, S Site, H Home A Away N Neutral

Average RPI Win:	<b>267</b>	WON-LOST	WINNING	LAST 10	STRENGTH OF	OPP. STRENGTH	TEAM	ADJ.	CONF.	ADJ CONF.
Average RPI Loss:	<b>173</b>	RECORD	PCT. RANK	GAMES	SCHEDULE	OF SCHEDULE	RPI	RPI	RPI	RPI
DIV. I ONLY	<b>3- 18</b>	<b>332</b>	<b>2- 8</b>	<b>163</b>	<b>260</b>	<b>303</b>	<b>303</b>	<b>27</b>	<b>27</b>	
DIV. I NON-CONF.	<b>1- 10</b>	<b>330</b>	<b>0- 2</b>	<b>119</b>	<b>217</b>	<b>276</b>	<b>276</b>	<b>26</b>	<b>26</b>	
TOTALS	RPI 1-25	RPI 26-50	W-L RECORDS	RPI 51-100	RPI 101-150	RPI 150+				
3- 18	0- 1	0- 0	OVERALL	0- 4	0- 4	3- 9				
2- 6	0- 0	0- 0	HOME	0- 2	0- 0	2- 4				
1- 12	0- 1	0- 0	AWAY	0- 2	0- 4	1- 5				
0- 0	0- 0	0- 0	NEUTRAL	0- 0	0- 0	0- 0				
1- 10	0- 1	0- 0	NON-CONFERENCE	0- 3	0- 3	1- 3				
0- 4	0- 0	0- 0	HOME	0- 1	0- 0	0- 3				
1- 6	0- 1	0- 0	AWAY	0- 2	0- 3	1- 0				
0- 0	0- 0	0- 0	NEUTRAL	0- 0	0- 0	0- 0				
2- 8	0- 0	0- 0	CONFERENCE	0- 1	0- 1	2- 6				
2- 2	0- 0	0- 0	HOME	0- 1	0- 0	2- 1				
0- 6	0- 0	0- 0	AWAY	0- 0	0- 1	0- 5				
0- 0	0- 0	0- 0	NEUTRAL	0- 0	0- 0	0- 0				

RPI 1-25				RPI 26-50				RPI 51-100				RPI 101+ Team's RPI: 303			
RPI	S	Opponent	Score	RPI	S	Opponent	Score	RPI	S	Opponent	Score	RPI	S	Opponent	Score
22	A	Mississippi St.	41 81					55	H	Auburn	68 80	113	A	Central Ark.	58 80
								63	H	Abilene Christian	72 88	130	A	Texas Tech	51 113
								75	A	Georgia Tech	49 102	131	A	Arkansas	53 97
								99	A	Wright St.	72 106	135	A	Xavier	27 67
												172	A	McNeese St.	79 96
												173	A	Northwestern St.	62 82
												192	H	Troy	90 100
												234	H	Stephen F. Austin	65 56
												243	A	Houston Baptist	56 64
												257	A	Sam Houston St.	56 80
												273	H	Lamar	73 66
												279	H	La.-Monroe	84 88
												295	A	Florida A&M	62 57
												324	H	Incarinate Word	66 70
												328	A	A&M-Corpus Christi	67 69
												329	H	Jackson St.	72 79
LAST 12 Division I GAMES:															
63	H	Abilene Christian	72 88	273	H	Lamar	73 66								
113	A	Central Ark.	58 80	243	A	Houston Baptist	56 64								
173	A	Northwestern St.	62 82	257	A	Sam Houston St.	56 80								
172	A	McNeese St.	79 96	234	H	Stephen F. Austin	65 56								
328	A	A&M-Corpus Christi	67 69	22	A	Mississippi St.	41 81								
324	H	Incarinate Word	66 70	192	H	Troy	90 100								

Non-Div I Games:

Southeastern La.

■ Loss, 
 ■ Non-Conf, S Site, 
 ■ Home 
 ■ Away 
 N Neutral

Average RPI Win:	137	WON-LOST	WINNING	LAST 10	STRENGTH OF	OPP. STRENGTH	TEAM	ADJ.	CONF.	ADJ CONF.
Average RPI Loss:	45	RECORD	PCT. RANK	GAMES	SCHEDULE	OF SCHEDULE	RPI	RPI	RPI	RPI
DIV. I ONLY	16- 7	71	5- 5	16	55	26	26	1	1	
DIV. I NON-CONF.	11- 0	1	0- 0	44	311	5	5	1	1	
TOTALS	RPI 1-25	RPI 26-50	W-L RECORDS	RPI 51-100	RPI 101-150	RPI 150+				
16- 7	1- 4	1- 1	OVERALL	6- 1	3- 0	5- 1				
10- 2	1- 2	0- 0	HOME	4- 0	1- 0	4- 0				
3- 5	0- 2	0- 1	AWAY	2- 1	1- 0	0- 1				
3- 0	0- 0	1- 0	NEUTRAL	0- 0	1- 0	1- 0				
11- 0	0- 0	1- 0	NON-CONFERENCE	3- 0	2- 0	5- 0				
7- 0	0- 0	0- 0	HOME	2- 0	1- 0	4- 0				
1- 0	0- 0	0- 0	AWAY	1- 0	0- 0	0- 0				
3- 0	0- 0	1- 0	NEUTRAL	0- 0	1- 0	1- 0				
5- 7	1- 4	0- 1	CONFERENCE	3- 1	1- 0	0- 1				
3- 2	1- 2	0- 0	HOME	2- 0	0- 0	0- 0				
2- 5	0- 2	0- 1	AWAY	1- 1	1- 0	0- 1				
0- 0	0- 0	0- 0	NEUTRAL	0- 0	0- 0	0- 0				

RPI 1-25				RPI 26-50				Team's RPI: 26				RPI 51-100				RPI 101+			
RPI	S	Opponent	Score	RPI	S	Opponent	Score	RPI	S	Opponent	Score	RPI	S	Opponent	Score	RPI	S	Opponent	Score
6	H	Stanford	47 57	36	N	West Virginia	78 67	51	H	Albany (NY)	68 67	104	A	Arizona	67 57				
7	H	Oregon St.	49 57	37	A	Washington	60 69	61	H	Oregon	74 67	118	N	Iona	76 56				
9	A	UCLA	73 78					66	H	Santa Clara	81 46	148	H	Long Beach St.	69 43				
9	H	UCLA	71 68					67	A	Washington St.	61 73	180	H	UNLV	73 42				
10	A	Arizona St.	68 69					68	A	Utah	70 59	181	A	Colorado	63 66				
								74	H	California	61 47	233	N	Grand Canyon	75 44				
								89	A	Gonzaga	60 56	295	H	Florida A&M	88 45				
												323	H	UC Irvine	75 56				
												331	H	Southern Utah	71 32				
LAST 12 Division I GAMES:																			
10	A	Arizona St.	68 69	37	A	Washington	60 69												
104	A	Arizona	67 57	67	A	Washington St.	61 73												
181	A	Colorado	63 66	9	H	UCLA	71 68												
68	A	Utah	70 59	61	H	Oregon	74 67												
74	H	California	61 47	7	H	Oregon St.	49 57												
6	H	Stanford	47 57	9	A	UCLA	73 78												

Non-Div I Games: Hope Int'l 92 43

Southern California

Loss, Non-Conf, S Site, H Home A Away N Neutral

Average RPI Win:	233	WON-LOST	WINNING	LAST 10	STRENGTH OF	OPP. STRENGTH	TEAM	ADJ.	CONF.	ADJ CONF.
Average RPI Loss:	134	RECORD	PCT. RANK	GAMES	SCHEDULE	OF SCHEDULE	RPI	RPI	RPI	RPI
DIV. I ONLY	14- 9	111	2- 1	199	224	139	139	21	21	
DIV. I NON-CONF.	7- 5	135	1- 0	118	234	117	117	17	17	
TOTALS	RPI 1-25	RPI 26-50	W-L RECORDS	RPI 51-100	RPI 101-150	RPI 150+				
14- 9	0- 1	0- 0	OVERALL	1- 2	2- 2	11- 4				
8- 3	0- 0	0- 0	HOME	0- 1	0- 1	8- 1				
6- 6	0- 1	0- 0	AWAY	1- 1	2- 1	3- 3				
0- 0	0- 0	0- 0	NEUTRAL	0- 0	0- 0	0- 0				
7- 5	0- 1	0- 0	NON-CONFERENCE	0- 1	1- 2	6- 1				
4- 2	0- 0	0- 0	HOME	0- 1	0- 1	4- 0				
3- 3	0- 1	0- 0	AWAY	0- 0	1- 1	2- 1				
0- 0	0- 0	0- 0	NEUTRAL	0- 0	0- 0	0- 0				
7- 4	0- 0	0- 0	CONFERENCE	1- 1	1- 0	5- 3				
4- 1	0- 0	0- 0	HOME	0- 0	0- 0	4- 1				
3- 3	0- 0	0- 0	AWAY	1- 1	1- 0	1- 2				
0- 0	0- 0	0- 0	NEUTRAL	0- 0	0- 0	0- 0				

RPI S	Opponent	Score	RPI S	Opponent	Score	RPI S	Opponent	Score	RPI S	Opponent	Score	Team's RPI: 139
19	A DePaul	61 105				87	A Missouri St.	77 82	119	A Memphis	58 61	
						91	H UT Martin	63 70	126	A Mercer	55 52	
						98	A Drake	77 67	132	A UNI	65 60	
									134	H Marshall	55 61	
									151	H SIUE	71 57	
									153	A Illinois	64 78	
									154	A Loyola Chicago	59 83	
									154	H Loyola Chicago	68 69	
									199	A Southeast Mo. St.	87 72	
									219	H Siena	73 54	
									242	H Tennessee St.	79 70	
									247	H Indiana St.	76 64	
									291	A Wichita St.	48 57	
									292	A Murray St.	70 57	
									296	H Morehead St.	102 69	
									314	A Bradley	65 51	
									314	H Bradley	75 49	
									315	H Illinois St.	76 71	
									319	H Evansville	74 56	
LAST 12 Division I GAMES:												
242	H Tennessee St.	79 70	291	A Wichita St.	48 57							
314	A Bradley	65 51	319	H Evansville	74 56							
154	A Loyola Chicago	59 83	154	H Loyola Chicago	68 69							
315	H Illinois St.	76 71	314	H Bradley	75 49							
247	H Indiana St.	76 64	132	A UNI	65 60							
87	A Missouri St.	77 82	98	A Drake	77 67							

Non-Div I Games:

Southern Ill.

Average RPI Win:	224	WON-LOST	WINNING	LAST 10	STRENGTH OF	OPP. STRENGTH	TEAM	ADJ.	CONF.	ADJ CONF.
Average RPI Loss:	95	RECORD	PCT. RANK	GAMES	SCHEDULE	OF SCHEDULE	RPI	RPI	RPI	RPI
DIV. I ONLY	11- 9	146	1- 1	166	99	138	138	12	12	
DIV. I NON-CONF.	6- 4	125	1- 1	113	129	103	103	10	10	
TOTALS	RPI 1-25	RPI 26-50	W-L RECORDS	RPI 51-100	RPI 101-150	RPI 150+				
11- 9	0- 3	0- 0	OVERALL	0- 2	2- 1	9- 3				
10- 0	0- 0	0- 0	HOME	0- 0	2- 0	8- 0				
1- 8	0- 3	0- 0	AWAY	0- 2	0- 0	1- 3				
0- 1	0- 0	0- 0	NEUTRAL	0- 0	0- 1	0- 0				
6- 4	0- 2	0- 0	NON-CONFERENCE	0- 1	2- 1	4- 0				
5- 0	0- 0	0- 0	HOME	0- 0	2- 0	3- 0				
1- 3	0- 2	0- 0	AWAY	0- 1	0- 0	1- 0				
0- 1	0- 0	0- 0	NEUTRAL	0- 0	0- 1	0- 0				
5- 5	0- 1	0- 0	CONFERENCE	0- 1	0- 0	5- 3				
5- 0	0- 0	0- 0	HOME	0- 0	0- 0	5- 0				
0- 5	0- 1	0- 0	AWAY	0- 1	0- 0	0- 3				
0- 0	0- 0	0- 0	NEUTRAL	0- 0	0- 0	0- 0				

RPI 1-25				RPI 26-50				RPI 51-100				RPI 101+ Team's RPI: 138			
RPI	S	Opponent	Score	RPI	S	Opponent	Score	RPI	S	Opponent	Score	RPI	S	Opponent	Score
4	A	Baylor	42 97					56	A	Chattanooga	48 53	106	N	North Carolina	62 69
22	A	Mississippi St.	65 78					90	A	Charlotte	59 80	121	H	Samford	56 48
25	A	UTEP	64 72									137	H	Ole Miss	57 38
												157	A	Old Dominion	45 53
												162	H	Fla. Atlantic	89 80
												166	A	Louisiana Tech	37 72
												166	H	Louisiana Tech	69 59
												201	H	North Texas	57 38
												210	H	South Ala.	71 51
												228	A	UTSA	41 47
												244	H	Rice	68 62
												282	H	Alabama St.	65 44
												284	A	Tennessee Tech	69 57
												306	H	FIU	82 55
												347	H	Mississippi Val.	71 55
LAST 12 Division I GAMES:															
121	H	Samford	56 48	166	A	Louisiana Tech	37 72								
56	A	Chattanooga	48 53	306	H	FIU	82 55								
244	H	Rice	68 62	162	H	Fla. Atlantic	89 80								
201	H	North Texas	57 38	157	A	Old Dominion	45 53								
228	A	UTSA	41 47	90	A	Charlotte	59 80								
25	A	UTEP	64 72	166	H	Louisiana Tech	69 59								

Non-Div I Games: William Carey 75 34

Southern Miss.

■ Loss, 
 ■ Non-Conf, 
 ■ S Site, 
 ■ Home 
 ■ A Away 
 N Neutral

Average RPI Win:	302	WON-LOST	WINNING	LAST 10	STRENGTH OF	OPP. STRENGTH	TEAM	ADJ.	CONF.	ADJ CONF.
Average RPI Loss:	119	RECORD	PCT. RANK	GAMES	SCHEDULE	OF SCHEDULE	RPI	RPI	RPI	RPI
DIV. I ONLY	9- 9	167	8- 2	224	302	176	176	32	32	
DIV. I NON-CONF.	1- 6	311	0- 1	15	5	177	177	31	31	
TOTALS	RPI 1-25	RPI 26-50	W-L RECORDS	RPI 51-100	RPI 101-150	RPI 150+				
9- 9	0- 2	0- 1	OVERALL	0- 3	0- 0	9- 3				
5- 1	0- 0	0- 0	HOME	0- 0	0- 0	5- 1				
4- 8	0- 1	0- 1	AWAY	0- 3	0- 0	4- 2				
0- 0	0- 0	0- 0	NEUTRAL	0- 0	0- 0	0- 0				
1- 6	0- 2	0- 1	NON-CONFERENCE	0- 3	0- 0	1- 0				
1- 0	0- 0	0- 0	HOME	0- 0	0- 0	1- 0				
0- 6	0- 2	0- 1	AWAY	0- 3	0- 0	0- 0				
0- 0	0- 0	0- 0	NEUTRAL	0- 0	0- 0	0- 0				
8- 3	0- 0	0- 0	CONFERENCE	0- 0	0- 0	8- 3				
4- 1	0- 0	0- 0	HOME	0- 0	0- 0	4- 1				
4- 2	0- 0	0- 0	AWAY	0- 0	0- 0	4- 2				
0- 0	0- 0	0- 0	NEUTRAL	0- 0	0- 0	0- 0				

RPI 1-25				RPI 26-50				RPI 51-100				RPI 101+ Team's RPI: 176			
RPI	S	Opponent	Score	RPI	S	Opponent	Score	RPI	S	Opponent	Score	RPI	S	Opponent	Score
11	A	Maryland	61 94	49	A	Kansas St.	47 59	73	A	Nebraska	38 89	210	H	South Ala.	50 45
17	A	Texas A&M	47 88					80	A	Tulane	48 77	230	A	Grambling	52 65
								92	A	Iowa St.	46 86	230	H	Grambling	80 68
												236	A	Texas Southern	45 59
												272	A	Prairie View	65 55
												282	H	Alabama St.	59 60
												318	H	Alcorn	66 57
												329	A	Jackson St.	66 57
												329	H	Jackson St.	84 57
												336	A	Ark.-Pine Bluff	78 61
												345	H	Alabama A&M	77 38
												347	A	Mississippi Val.	99 36
LAST 12 Division I GAMES:															
329	A	Jackson St.	66 57	336	A	Ark.-Pine Bluff	78 61								
230	A	Grambling	52 65	329	H	Jackson St.	84 57								
318	H	Alcorn	66 57	230	H	Grambling	80 68								
345	H	Alabama A&M	77 38	272	A	Prairie View	65 55								
282	H	Alabama St.	59 60	236	A	Texas Southern	45 59								
347	A	Mississippi Val.	99 36	80	A	Tulane	48 77								

Non-Div I Games:      Tougaloo                      81   48                      Spring Hill                      65   46

Southern U.

Loss, Non-Conf, S Site, H Home A Away N Neutral

## Southern Utah

Through Games Of Feb. 8, 2016

Average RPI Win:	313	WON-LOST	WINNING	LAST 10	STRENGTH OF	OPP. STRENGTH	TEAM	ADJ.	CONF.	ADJ CONF.
Average RPI Loss:	177	RECORD	PCT. RANK	GAMES	SCHEDULE	OF SCHEDULE	RPI	RPI	RPI	RPI
DIV. I ONLY	2- 19	339	0- 10	173	277	331	331	20	20	
DIV. I NON-CONF.	2- 8	290	0- 1	286	257	330	330	21	21	
TOTALS	RPI 1-25	RPI 26-50	W-L RECORDS	RPI 51-100	RPI 101-150	RPI 150+				
2- 19	0- 0	0- 1	OVERALL	0- 1	0- 4	2- 13				
2- 5	0- 0	0- 0	HOME	0- 0	0- 1	2- 4				
0- 13	0- 0	0- 1	AWAY	0- 1	0- 3	0- 8				
0- 1	0- 0	0- 0	NEUTRAL	0- 0	0- 0	0- 1				
2- 8	0- 0	0- 1	NON-CONFERENCE	0- 1	0- 1	2- 5				
2- 1	0- 0	0- 0	HOME	0- 0	0- 0	2- 1				
0- 6	0- 0	0- 1	AWAY	0- 1	0- 1	0- 3				
0- 1	0- 0	0- 0	NEUTRAL	0- 0	0- 0	0- 1				
0- 11	0- 0	0- 0	CONFERENCE	0- 0	0- 3	0- 8				
0- 4	0- 0	0- 0	HOME	0- 0	0- 1	0- 3				
0- 7	0- 0	0- 0	AWAY	0- 0	0- 2	0- 5				
0- 0	0- 0	0- 0	NEUTRAL	0- 0	0- 0	0- 0				

RPI 1-25			RPI 26-50			RPI 51-100			RPI 101+			Team's RPI: 331
RPI	S	Opponent	Score	RPI	S	Opponent	Score	RPI	S	Opponent	Score	
				26	A	Southern California	32 71	93	A	TCU	47 76	
								103	A	New Mexico St.	60 74	
								127	A	North Dakota	56 68	
								136	A	Idaho	48 93	
								136	H	Idaho	51 62	
								160	A	Montana St.	59 86	
								170	A	Northern Colo.	44 64	
								180	A	UNLV	44 79	
								183	A	Eastern Wash.	53 64	
								183	H	Eastern Wash.	82 85	
								188	H	Weber St.	51 69	
								189	A	New Mexico	48 70	
								200	H	Idaho St.	67 71	
								217	A	Utah Valley	58 70	
								225	A	Montana	60 66	
								259	A	Northern Ariz.	48 57	
								274	N	N.C. A&T	65 78	
								283	H	CSUN	67 65	
								323	H	UC Irvine	58 63	
								343	H	Air Force	75 56	
LAST 12 Division I GAMES:												
183	A	Eastern Wash.	53 64	136	H	Idaho	51 62					
136	A	Idaho	48 93	183	H	Eastern Wash.	82 85					
188	H	Weber St.	51 69	259	A	Northern Ariz.	48 57					
200	H	Idaho St.	67 71	225	A	Montana	60 66					
127	A	North Dakota	56 68	160	A	Montana St.	59 86					
170	A	Northern Colo.	44 64	93	A	TCU	47 76					

Non-Div I Games:

Southern Utah

■ Loss, 
■ Non-Conf, 
■ S Site, 
■ Home 
■ A Away 
N Neutral



Average RPI Win: 165		WON-LOST	WINNING	LAST 10	STRENGTH OF	OPP. STRENGTH	TEAM	ADJ.	CONF.	ADJ CONF.
Average RPI Loss: 56		RECORD	PCT. RANK	GAMES	SCHEDULE	OF SCHEDULE	RPI	RPI	RPI	RPI
DIV. I ONLY		19- 4	24	2- 2	124	85	34	34	7	7
DIV. I NON-CONF.		11- 2	28	0- 1	149	103	33	33	8	8
TOTALS		RPI 1-25	RPI 26-50		W-L RECORDS		RPI 51-100	RPI 101-150		RPI 150+
19- 4	0- 2	1- 0		OVERALL		2- 2	4- 0		12- 0	
13- 0	0- 0	0- 0		HOME		2- 0	3- 0		8- 0	
6- 4	0- 1	1- 0		AWAY		0- 2	1- 0		4- 0	
0- 0	0- 0	0- 0		NEUTRAL		0- 0	0- 0		0- 0	
11- 2	0- 1	0- 0		NON-CONFERENCE		1- 1	4- 0		6- 0	
8- 0	0- 0	0- 0		HOME		1- 0	3- 0		4- 0	
3- 2	0- 1	0- 0		AWAY		0- 1	1- 0		2- 0	
0- 0	0- 0	0- 0		NEUTRAL		0- 0	0- 0		0- 0	
8- 2	0- 1	1- 0		CONFERENCE		1- 1	0- 0		6- 0	
5- 0	0- 0	0- 0		HOME		1- 0	0- 0		4- 0	
3- 2	0- 1	1- 0		AWAY		0- 1	0- 0		2- 0	
0- 0	0- 0	0- 0		NEUTRAL		0- 0	0- 0		0- 0	

RPI 1-25				RPI 26-50				Team's RPI: 34	RPI 51-100				RPI 101+			
RPI	S	Opponent	Score	RPI	S	Opponent	Score		RPI	S	Opponent	Score	RPI	S	Opponent	Score
19	A	DePaul	54 77	45	A	Dayton	59 54		53	H	James Madison	56 45	105	H	Georgetown	69 54
24	A	Duquesne	62 74						83	A	Drexel	46 58	109	H	Toledo	74 63
									96	H	Saint Joseph's	65 51	112	A	Stony Brook	73 68
									97	A	VCU	47 52	133	H	Buffalo	59 32
													152	H	Fordham	55 41
													155	H	Penn St.	70 60
													161	H	Detroit	84 73
													165	A	Davidson	59 47
													177	H	George Mason	70 55
													196	A	Rhode Island	69 56
													204	H	Richmond	66 43
													214	A	Canisius	59 47
													219	H	Siena	57 40
													239	H	Massachusetts	66 41
													289	H	Niagara	67 55
													308	A	Colgate	62 38
LAST 12 Division I GAMES:																
83	A	Drexel	46 58	177	H	George Mason	70 55		165	A	Davidson	59 47				
97	A	VCU	47 52	239	H	Massachusetts	66 41		152	H	Fordham	55 41				
204	H	Richmond	66 43	196	A	Rhode Island	69 56		214	A	Canisius	59 47				
96	H	Saint Joseph's	65 51													
24	A	Duquesne	62 74													
45	A	Dayton	59 54													

Non-Div I Games:

St. Bonaventure

Average RPI Win:	305	WON-LOST	WINNING	LAST 10	STRENGTH OF	OPP. STRENGTH	TEAM	ADJ.	CONF.	ADJ CONF.
Average RPI Loss:	251	RECORD	PCT. RANK	GAMES	SCHEDULE	OF SCHEDULE	RPI	RPI	RPI	RPI
DIV. I ONLY	5- 18	305	2- 8	344	345	344	344	31	31	
DIV. I NON-CONF.	3- 8	258	0- 0	331	307	326	326	32	32	
TOTALS	RPI 1-25	RPI 26-50	W-L RECORDS	RPI 51-100	RPI 101-150	RPI 150+				
5- 18	0- 0	0- 0	OVERALL	0- 2	0- 1	5- 15				
2- 7	0- 0	0- 0	HOME	0- 1	0- 0	2- 6				
2- 10	0- 0	0- 0	AWAY	0- 1	0- 0	2- 9				
1- 1	0- 0	0- 0	NEUTRAL	0- 0	0- 1	1- 0				
3- 8	0- 0	0- 0	NON-CONFERENCE	0- 2	0- 1	3- 5				
1- 2	0- 0	0- 0	HOME	0- 1	0- 0	1- 1				
1- 5	0- 0	0- 0	AWAY	0- 1	0- 0	1- 4				
1- 1	0- 0	0- 0	NEUTRAL	0- 0	0- 1	1- 0				
2- 10	0- 0	0- 0	CONFERENCE	0- 0	0- 0	2- 10				
1- 5	0- 0	0- 0	HOME	0- 0	0- 0	1- 5				
1- 5	0- 0	0- 0	AWAY	0- 0	0- 0	1- 5				
0- 0	0- 0	0- 0	NEUTRAL	0- 0	0- 0	0- 0				

RPI 1-25				RPI 26-50				RPI 51-100				RPI 101+				Team's RPI: 344	
RPI	S	Opponent	Score	RPI	S	Opponent	Score	RPI	S	Opponent	Score	RPI	S	Opponent	Score		
								69	H	Army West Point	35	74	105	N	Georgetown	52	74
								75	A	Georgia Tech	51	89	184	H	Robert Morris	53	62
													211	H	Bryant	42	70
													224	A	Manhattan	53	61
													255	H	Loyola Maryland	64	54
													260	A	Sacred Heart	55	63
													260	H	Sacred Heart	51	68
													276	A	Central Conn. St.	61	65
													277	H	Saint Francis (PA)	76	83
													287	A	Vermont	59	55
													288	A	Monmouth	54	63
													299	H	Rider	59	71
													311	A	Fairleigh Dickinson	61	65
													311	H	Fairleigh Dickinson	88	78
													325	A	LIU Brooklyn	71	51
													326	A	Lafayette	59	77
													330	A	Saint Peter's	40	44
													337	A	Mt. St. Mary's	56	66
													342	A	Wagner	53	70
													342	H	Wagner	78	82
													346	N	Norfolk St.	59	55
LAST 12 Division I GAMES:																	
311	H	Fairleigh Dickinson	88	78	211	H	Bryant	42	70								
260	A	Sacred Heart	55	63	260	H	Sacred Heart	51	68								
342	H	Wagner	78	82	277	H	Saint Francis (PA)	76	83								
276	A	Central Conn. St.	61	65	184	H	Robert Morris	53	62								
342	A	Wagner	53	70	337	A	Mt. St. Mary's	56	66								
325	A	LIU Brooklyn	71	51	311	A	Fairleigh Dickinson	61	65								

Non-Div I Games:

St. Francis Brooklyn

Average RPI Win:	151	WON-LOST	WINNING	LAST 10	STRENGTH OF	OPP. STRENGTH	TEAM	ADJ.	CONF.	ADJ CONF.
Average RPI Loss:	37	RECORD	PCT. RANK	GAMES	SCHEDULE	OF SCHEDULE	RPI	RPI	RPI	RPI
DIV. I ONLY	17- 6	52	6- 4	81	37	33	33	6	6	
DIV. I NON-CONF.	9- 2	37	0- 0	139	52	27	27	6	6	
TOTALS	RPI 1-25	RPI 26-50	W-L RECORDS	RPI 51-100	RPI 101-150	RPI 150+				
17- 6	0- 4	4- 0	OVERALL	1- 2	4- 0	8- 0				
9- 1	0- 1	2- 0	HOME	1- 0	2- 0	4- 0				
8- 5	0- 3	2- 0	AWAY	0- 2	2- 0	4- 0				
0- 0	0- 0	0- 0	NEUTRAL	0- 0	0- 0	0- 0				
9- 2	0- 2	2- 0	NON-CONFERENCE	0- 0	1- 0	6- 0				
5- 0	0- 0	1- 0	HOME	0- 0	1- 0	3- 0				
4- 2	0- 2	1- 0	AWAY	0- 0	0- 0	3- 0				
0- 0	0- 0	0- 0	NEUTRAL	0- 0	0- 0	0- 0				
8- 4	0- 2	2- 0	CONFERENCE	1- 2	3- 0	2- 0				
4- 1	0- 1	1- 0	HOME	1- 0	1- 0	1- 0				
4- 3	0- 1	1- 0	AWAY	0- 2	2- 0	1- 0				
0- 0	0- 0	0- 0	NEUTRAL	0- 0	0- 0	0- 0				

RPI 1-25				RPI 26-50				Team's RPI: 33		RPI 51-100				RPI 101+			
RPI	S	Opponent	Score	RPI	S	Opponent	Score			RPI	S	Opponent	Score	RPI	S	Opponent	Score
9	A	UCLA	58 73	29	A	Seton Hall	72 64			64	A	Villanova	54 58	105	A	Georgetown	65 60
19	A	DePaul	71 77	29	H	Seton Hall	71 69			84	A	Marquette	64 67	108	H	Yale	69 56
19	H	DePaul	61 71	42	A	Rutgers	69 62			84	H	Marquette	81 77	115	A	Creighton	66 55
24	A	Duquesne	57 76	43	H	South Fla.	74 70							135	H	Xavier	57 41
														185	H	Marist	61 47
														190	H	Butler	68 41
														191	A	Kansas	86 71
														213	H	Fairfield	73 54
														250	A	Providence	80 61
														258	A	UCF	70 42
														260	H	Sacred Heart	67 54
														323	A	UC Irvine	85 63
LAST 12 Division I GAMES:																	
29	A	Seton Hall	72 64	105	A	Georgetown	65 60			29	H	Seton Hall	71 69				
19	A	DePaul	71 77	84	A	Marquette	64 67			84	H	Marquette	81 77				
135	H	Xavier	57 41	19	H	DePaul	61 71			19	H	DePaul	61 71				
190	H	Butler	68 41	250	A	Providence	80 61			250	A	Providence	80 61				
64	A	Villanova	54 58	115	A	Creighton	66 55			115	A	Creighton	66 55				

Non-Div I Games:

St. John's (NY)

■ Loss, 
■ Non-Conf, 
■ S Site, 
■ Home 
■ A Away 
N Neutral

## St. Mary's (CA)

Through Games Of Feb. 8, 2016

Average RPI Win:	158	WON-LOST	WINNING	LAST 10	STRENGTH OF	OPP. STRENGTH	TEAM	ADJ.	CONF.	ADJ CONF.
Average RPI Loss:	64	RECORD	PCT. RANK	GAMES	SCHEDULE	OF SCHEDULE	RPI	RPI	RPI	RPI
DIV. I ONLY	18- 5	37	8- 2	76	94	48	48	9	9	
DIV. I NON-CONF.	9- 2	37	0- 0	153	97	68	68	9	9	
TOTALS	RPI 1-25	RPI 26-50	W-L RECORDS	RPI 51-100	RPI 101-150	RPI 150+				
18- 5	0- 2	0- 1	OVERALL	6- 1	4- 0	8- 1				
8- 4	0- 1	0- 1	HOME	2- 1	2- 0	4- 1				
9- 1	0- 1	0- 0	AWAY	3- 0	2- 0	4- 0				
1- 0	0- 0	0- 0	NEUTRAL	1- 0	0- 0	0- 0				
9- 2	0- 0	0- 1	NON-CONFERENCE	3- 0	1- 0	5- 1				
4- 2	0- 0	0- 1	HOME	1- 0	1- 0	2- 1				
4- 0	0- 0	0- 0	AWAY	1- 0	0- 0	3- 0				
1- 0	0- 0	0- 0	NEUTRAL	1- 0	0- 0	0- 0				
9- 3	0- 2	0- 0	CONFERENCE	3- 1	3- 0	3- 0				
4- 2	0- 1	0- 0	HOME	1- 1	1- 0	2- 0				
5- 1	0- 1	0- 0	AWAY	2- 0	2- 0	1- 0				
0- 0	0- 0	0- 0	NEUTRAL	0- 0	0- 0	0- 0				

RPI 1-25				RPI 26-50				Team's RPI: 48				RPI 51-100				RPI 101+			
RPI	S	Opponent	Score	RPI	S	Opponent	Score	RPI	S	Opponent	Score	RPI	S	Opponent	Score	RPI	S	Opponent	Score
12	A	BYU	59 65	32	H	Missouri	78 95	64	N	Villanova	67 60	120	A	San Francisco	78 68				
12	H	BYU	44 65					65	A	San Diego	73 68	122	H	Fresno St.	83 81				
								65	H	San Diego	68 60	140	A	Pacific	82 73				
								66	H	Santa Clara	67 73	140	H	Pacific	83 75				
								67	H	Washington St.	75 71	170	A	Northern Colo.	65 52				
								74	A	California	64 63	193	H	Cal Poly	87 83				
								89	A	Gonzaga	69 68	197	H	UC Davis	71 78				
												209	H	San Jose St.	91 81				
												245	H	Loyola Marymount	72 57				
												252	A	Wyoming	70 64				
												268	H	Pepperdine	88 72				
												281	A	Portland	78 51				
												283	A	CSUN	93 59				
LAST 12 Division I GAMES:																			
12	H	BYU	44 65	268	H	Pepperdine	88 72												
65	H	San Diego	68 60	245	H	Loyola Marymount	72 57												
140	H	Pacific	83 75	65	A	San Diego	73 68												
281	A	Portland	78 51	12	A	BYU	59 65												
89	A	Gonzaga	69 68	66	H	Santa Clara	67 73												
140	A	Pacific	82 73	120	A	San Francisco	78 68												

Non-Div I Games:

St. Mary's (CA)

■ Loss, 
 ■ Non-Conf, 
 ■ S Site, 
 ■ Home 
 ■ A Away 
 N Neutral

Average RPI Win:	88	WON-LOST	WINNING	LAST 10	STRENGTH OF	OPP. STRENGTH	TEAM	ADJ.	CONF.	ADJ CONF.
Average RPI Loss:	20	RECORD	PCT. RANK	GAMES	SCHEDULE	OF SCHEDULE	RPI	RPI	RPI	RPI
DIV. I ONLY	19- 5	35	8- 2	3	8	6	6	1	1	
DIV. I NON-CONF.	10- 2	33	0- 0	5	35	3	3	1	1	
TOTALS	RPI 1-25	RPI 26-50	W-L RECORDS	RPI 51-100	RPI 101-150	RPI 150+				
19- 5	1- 4	5- 0	OVERALL	8- 1	1- 0	4- 0				
10- 1	1- 0	2- 0	HOME	4- 1	0- 0	3- 0				
6- 4	0- 4	1- 0	AWAY	3- 0	1- 0	1- 0				
3- 0	0- 0	2- 0	NEUTRAL	1- 0	0- 0	0- 0				
10- 2	1- 1	3- 0	NON-CONFERENCE	3- 1	0- 0	3- 0				
5- 1	1- 0	1- 0	HOME	1- 1	0- 0	2- 0				
2- 1	0- 1	0- 0	AWAY	1- 0	0- 0	1- 0				
3- 0	0- 0	2- 0	NEUTRAL	1- 0	0- 0	0- 0				
9- 3	0- 3	2- 0	CONFERENCE	5- 0	1- 0	1- 0				
5- 0	0- 0	1- 0	HOME	3- 0	0- 0	1- 0				
4- 3	0- 3	1- 0	AWAY	2- 0	1- 0	0- 0				
0- 0	0- 0	0- 0	NEUTRAL	0- 0	0- 0	0- 0				

RPI 1-25				Team's RPI: 6		RPI 26-50				RPI 51-100				RPI 101+					
RPI	S	Opponent	Score		RPI	S	Opponent	Score		RPI	S	Opponent	Score		RPI	S	Opponent	Score	
7	A	Oregon St.	50	58	26	A	Southern California	57	47	56	H	Chattanooga	73	30	104	A	Arizona	59	34
8	A	Texas	69	77	35	H	George Washington	84	63	61	A	Oregon	64	62	163	H	Cornell	93	38
9	A	UCLA	36	56	37	H	Washington	69	53	66	H	Santa Clara	58	61	181	H	Colorado	71	56
10	A	Arizona St.	31	49	45	N	Dayton	74	66	67	H	Washington St.	69	52	197	A	UC Davis	74	45
15	H	Tennessee	69	55	47	N	Purdue	71	65	68	H	Utah	72	52	246	H	CSU Bakersfield	83	41
LAST 12 Division I GAMES:																			
74	A	California	60	55	7	A	Oregon St.	50	58	61	A	Oregon	64	62	181	H	Colorado	71	56
74	H	California	53	46	67	H	Washington St.	69	52	68	H	Utah	72	52	10	A	Arizona St.	31	49
37	H	Washington	69	53	9	A	UCLA	36	56	26	A	Southern California	57	47	104	A	Arizona	59	34

Non-Div I Games:

Stanford

Average RPI Win:	227	WON-LOST	WINNING	LAST 10	STRENGTH OF	OPP. STRENGTH	TEAM	ADJ.	CONF.	ADJ CONF.
Average RPI Loss:	180	RECORD	PCT. RANK	GAMES	SCHEDULE	OF SCHEDULE	RPI	RPI	RPI	RPI
DIV. I ONLY	8- 10	202	5- 5	214	270	234	234	27	27	
DIV. I NON-CONF.	3- 5	218	1- 0	173	233	217	217	26	26	
TOTALS	RPI 1-25	RPI 26-50	W-L RECORDS	RPI 51-100	RPI 101-150	RPI 150+				
8- 10	0- 0	0- 0	OVERALL	0- 2	0- 2	8- 6				
4- 4	0- 0	0- 0	HOME	0- 1	0- 1	4- 2				
2- 4	0- 0	0- 0	AWAY	0- 1	0- 0	2- 3				
2- 2	0- 0	0- 0	NEUTRAL	0- 0	0- 1	2- 1				
3- 5	0- 0	0- 0	NON-CONFERENCE	0- 1	0- 1	3- 3				
1- 1	0- 0	0- 0	HOME	0- 0	0- 0	1- 1				
0- 2	0- 0	0- 0	AWAY	0- 1	0- 0	0- 1				
2- 2	0- 0	0- 0	NEUTRAL	0- 0	0- 1	2- 1				
5- 5	0- 0	0- 0	CONFERENCE	0- 1	0- 1	5- 3				
3- 3	0- 0	0- 0	HOME	0- 1	0- 1	3- 1				
2- 2	0- 0	0- 0	AWAY	0- 0	0- 0	2- 2				
0- 0	0- 0	0- 0	NEUTRAL	0- 0	0- 0	0- 0				

RPI 1-25				RPI 26-50				RPI 51-100				RPI 101+ Team's RPI: 234					
RPI	S	Opponent	Score	RPI	S	Opponent	Score	RPI	S	Opponent	Score	RPI	S	Opponent	Score		
								63	H	Abilene Christian	70	85	113	H	Central Ark.	53	55
								93	A	TCU	55	88	114	N	IUPUI	55	62
													151	N	SIUE	82	74
													156	H	Texas-Arlington	63	67
													166	A	Louisiana Tech	44	76
													172	H	McNeese St.	80	55
													173	H	Northwestern St.	68	52
													188	N	Weber St.	46	56
													243	A	Houston Baptist	64	50
													244	H	Rice	59	45
													247	N	Indiana St.	71	62
													257	H	Sam Houston St.	70	63
													273	H	Lamar	60	64
													303	A	Southeastern La.	56	65
													328	A	A&M-Corpus Christi	71	66
													335	A	New Orleans	57	58
LAST 12 Division I GAMES:																	
243	A	Houston Baptist	64	50	335	A	New Orleans	57	58								
173	H	Northwestern St.	68	52	113	H	Central Ark.	53	55								
328	A	A&M-Corpus Christi	71	66	303	A	Southeastern La.	56	65								
257	H	Sam Houston St.	70	63	172	H	McNeese St.	80	55								
273	H	Lamar	60	64	244	H	Rice	59	45								
63	H	Abilene Christian	70	85	93	A	TCU	55	88								

Non-Div I Games: Texas-Tyler 91 69 Tex. A&M-Commerce 75 65 LSU-Shreveport 94 39

Stephen F. Austin

Average RPI Win: <b>268</b>	WON-LOST	WINNING	LAST 10	STRENGTH OF	OPP. STRENGTH	TEAM	ADJ.	CONF.	ADJ CONF.
Average RPI Loss: <b>125</b>	RECORD	PCT. RANK	GAMES	SCHEDULE	OF SCHEDULE	RPI	RPI	RPI	RPI
DIV. I ONLY	11- 8	126	6- 4	272	227	179	179	28	28
DIV. I NON-CONF.	6- 5	146	2- 2	242	144	168	168	27	27
TOTALS	RPI 1-25	RPI 26-50	W-L RECORDS	RPI 51-100	RPI 101-150	RPI 150+			
11- 8	0- 1	0- 1	OVERALL	0- 2	0- 1	11- 3			
6- 2	0- 0	0- 0	HOME	0- 0	0- 0	6- 2			
5- 4	0- 1	0- 1	AWAY	0- 1	0- 0	5- 1			
0- 2	0- 0	0- 0	NEUTRAL	0- 1	0- 1	0- 0			
6- 5	0- 1	0- 1	NON-CONFERENCE	0- 1	0- 1	6- 1			
3- 1	0- 0	0- 0	HOME	0- 0	0- 0	3- 1			
3- 2	0- 1	0- 1	AWAY	0- 0	0- 0	3- 0			
0- 2	0- 0	0- 0	NEUTRAL	0- 1	0- 1	0- 0			
5- 3	0- 0	0- 0	CONFERENCE	0- 1	0- 0	5- 2			
3- 1	0- 0	0- 0	HOME	0- 0	0- 0	3- 1			
2- 2	0- 0	0- 0	AWAY	0- 1	0- 0	2- 1			
0- 0	0- 0	0- 0	NEUTRAL	0- 0	0- 0	0- 0			

RPI 1-25				RPI 26-50				RPI 51-100				RPI 101+ Team's RPI: 179			
RPI	S	Opponent	Score	RPI	S	Opponent	Score	RPI	S	Opponent	Score	RPI	S	Opponent	Score
15	A	Tennessee	56 <b>90</b>	28	A	Georgia	55 <b>76</b>	72	A	FGCU	48 <b>61</b>	129	N	Boise St.	65 <b>71</b>
								86	N	Minnesota	69 <b>72</b>	167	H	Hampton	68 59
												168	A	Jacksonville	49 <b>69</b>
												168	H	Jacksonville	66 61
												235	H	USC Upstate	56 <b>61</b>
												241	A	UNCW	52 49
												248	A	Bethune-Cookman	62 38
												258	H	UCF	83 68
												263	H	Georgia St.	72 <b>80</b>
												270	H	Ga. Southern	79 57
												285	A	Kennesaw St.	57 54
												297	H	North Florida	81 61
												334	A	Lipscomb	83 62
												338	A	Eastern Ill.	68 66
												341	H	NJIT	60 55
LAST 12 Division I GAMES:															
168	H	Jacksonville	66 61	341	H	NJIT	60 55								
297	H	North Florida	81 61	72	A	FGCU	48 <b>61</b>								
168	A	Jacksonville	49 <b>69</b>	167	H	Hampton	68 59								
334	A	Lipscomb	83 62	15	A	Tennessee	56 <b>90</b>								
285	A	Kennesaw St.	57 54	263	H	Georgia St.	72 <b>80</b>								
235	H	USC Upstate	56 <b>61</b>	270	H	Ga. Southern	79 57								

Non-Div I Games: Trinity Baptist 107 30 Armstrong St. 61 45 Flagler 84 47

Stetson

Loss, Non-Conf, S Site, H Home A Away N Neutral

Average RPI Win:	<b>243</b>	WON-LOST	WINNING	LAST 10	STRENGTH OF	OPP. STRENGTH	TEAM	ADJ.	CONF.	ADJ CONF.
Average RPI Loss:	<b>92</b>	RECORD	PCT. RANK	GAMES	SCHEDULE	OF SCHEDULE	RPI	RPI	RPI	RPI
DIV. I ONLY	<b>16- 8</b>	<b>88</b>	<b>7- 3</b>	<b>209</b>	<b>196</b>	<b>112</b>	<b>112</b>	<b>15</b>	<b>15</b>	
DIV. I NON-CONF.	<b>8- 5</b>	<b>119</b>	<b>1- 0</b>	<b>159</b>	<b>203</b>	<b>115</b>	<b>115</b>	<b>18</b>	<b>18</b>	
TOTALS	RPI 1-25	RPI 26-50	W-L RECORDS	RPI 51-100	RPI 101-150	RPI 150+				
16- 8	0- 0	0- 2	OVERALL	0- 3	2- 2	14- 1				
9- 2	0- 0	0- 1	HOME	0- 0	2- 1	7- 0				
7- 6	0- 0	0- 1	AWAY	0- 3	0- 1	7- 1				
0- 0	0- 0	0- 0	NEUTRAL	0- 0	0- 0	0- 0				
8- 5	0- 0	0- 2	NON-CONFERENCE	0- 1	2- 2	6- 0				
4- 2	0- 0	0- 1	HOME	0- 0	2- 1	2- 0				
4- 3	0- 0	0- 1	AWAY	0- 1	0- 1	4- 0				
0- 0	0- 0	0- 0	NEUTRAL	0- 0	0- 0	0- 0				
8- 3	0- 0	0- 0	CONFERENCE	0- 2	0- 0	8- 1				
5- 0	0- 0	0- 0	HOME	0- 0	0- 0	5- 0				
3- 3	0- 0	0- 0	AWAY	0- 2	0- 0	3- 1				
0- 0	0- 0	0- 0	NEUTRAL	0- 0	0- 0	0- 0				

RPI S	Opponent	Score	RPI S	Opponent	Score	RPI S	Opponent	Score	RPI S	Opponent	Score	Team's RPI: 112
27	A Syracuse	49 64	51	A Albany (NY)	54 73	108	A Yale	57 62				
34	H St. Bonaventure	68 73	77	A Hofstra	66 71	118	H Iona	58 53				
			88	A Maine	52 55	137	H Ole Miss	57 72				
						142	H Harvard	64 63				
						163	A Cornell	58 49				
						186	A UMBC	69 60				
						212	A Binghamton	47 54				
						212	H Binghamton	64 58				
						215	H Morgan St.	46 42				
						221	A Hartford	45 42				
						221	H Hartford	58 35				
						229	A Columbia	79 71				
						265	H New Hampshire	63 54				
						287	H Vermont	73 59				
						316	A UMass Lowell	64 50				
						316	H UMass Lowell	60 46				
						325	H LIU Brooklyn	71 54				
						330	A Saint Peter's	69 35				
						342	A Wagner	73 62				
LAST 12 Division I GAMES:												
221	A Hartford	45 42	221	H Hartford	58 35							
316	H UMass Lowell	60 46	265	H New Hampshire	63 54							
212	A Binghamton	47 54	186	A UMBC	69 60							
287	H Vermont	73 59	316	A UMass Lowell	64 50							
88	A Maine	52 55	212	H Binghamton	64 58							
51	A Albany (NY)	54 73	142	H Harvard	64 63							

Non-Div I Games:

Stony Brook

■ Loss, 
■ Non-Conf, 
■ S Site, 
■ H Home 
■ A Away 
N Neutral



Average RPI Win:	143	WON-LOST	WINNING	LAST 10	STRENGTH OF	OPP. STRENGTH	TEAM	ADJ.	CONF.	ADJ CONF.
Average RPI Loss:	27	RECORD	PCT. RANK	GAMES	SCHEDULE	OF SCHEDULE	RPI	RPI	RPI	RPI
DIV. I ONLY	18- 6	45	7- 3	37	41	27	27	5	5	
DIV. I NON-CONF.	10- 3	61	1- 0	57	74	40	40	5	5	
TOTALS	RPI 1-25	RPI 26-50	W-L RECORDS	RPI 51-100	RPI 101-150	RPI 150+				
18- 6	0- 5	3- 0	OVERALL	4- 0	3- 1	8- 0				
13- 2	0- 2	1- 0	HOME	4- 0	2- 0	6- 0				
3- 4	0- 3	1- 0	AWAY	0- 0	1- 1	1- 0				
2- 0	0- 0	1- 0	NEUTRAL	0- 0	0- 0	1- 0				
10- 3	0- 3	1- 0	NON-CONFERENCE	1- 0	1- 0	7- 0				
7- 1	0- 1	0- 0	HOME	1- 0	1- 0	5- 0				
1- 2	0- 2	0- 0	AWAY	0- 0	0- 0	1- 0				
2- 0	0- 0	1- 0	NEUTRAL	0- 0	0- 0	1- 0				
8- 3	0- 2	2- 0	CONFERENCE	3- 0	2- 1	1- 0				
6- 1	0- 1	1- 0	HOME	3- 0	1- 0	1- 0				
2- 2	0- 1	1- 0	AWAY	0- 0	1- 1	0- 0				
0- 0	0- 0	0- 0	NEUTRAL	0- 0	0- 0	0- 0				

RPI 1-25				RPI 26-50				Team's RPI: 27				RPI 51-100				RPI 101+			
RPI	S	Opponent	Score	RPI	S	Opponent	Score	RPI	S	Opponent	Score	RPI	S	Opponent	Score	RPI	S	Opponent	Score
1	A	Notre Dame	62 90	37	N	Washington	66 62	75	H	Georgia Tech	71 52	106	A	North Carolina	73 77				
10	H	Arizona St.	54 61	38	A	Miami (FL)	57 51	83	H	Drexel	83 62	112	H	Stony Brook	64 49				
11	A	Maryland	64 82	39	H	Duke	86 50	94	H	Virginia Tech	60 39	128	A	Wake Forest	91 65				
15	A	Tennessee	55 57					100	H	Boston College	62 61	145	H	Pittsburgh	71 48				
18	H	Louisville	53 71									152	N	Fordham	76 54				
												168	H	Jacksonville	65 49				
												182	H	UTRGV	91 32				
												196	A	Rhode Island	57 54				
												215	H	Morgan St.	90 61				
												237	H	Clemson	83 62				
												253	H	Coppin St.	88 56				
												327	H	Howard	97 48				
LAST 12 Division I GAMES:																			
75	H	Georgia Tech	71 52	128	A	Wake Forest	91 65												
237	H	Clemson	83 62	145	H	Pittsburgh	71 48												
38	A	Miami (FL)	57 51	94	H	Virginia Tech	60 39												
100	H	Boston College	62 61	106	A	North Carolina	73 77												
18	H	Louisville	53 71	39	H	Duke	86 50												
1	A	Notre Dame	62 90	182	H	UTRGV	91 32												

Non-Div I Games:

Syracuse



Average RPI Win:	168	WON-LOST	WINNING	LAST 10	STRENGTH OF	OPP. STRENGTH	TEAM	ADJ.	CONF.	ADJ CONF.
Average RPI Loss:	68	RECORD	PCT. RANK	GAMES	SCHEDULE	OF SCHEDULE	RPI	RPI	RPI	RPI
DIV. I ONLY	15- 7	81	7- 2	91	63	60	60	8	8	
DIV. I NON-CONF.	6- 5	146	0- 1	53	60	102	102	7	7	
TOTALS	RPI 1-25	RPI 26-50	W-L RECORDS	RPI 51-100	RPI 101-150	RPI 150+				
15- 7	1- 2	1- 2	OVERALL	2- 1	1- 1	10- 1				
9- 2	1- 0	1- 1	HOME	1- 1	1- 0	5- 0				
6- 5	0- 1	0- 0	AWAY	1- 0	0- 1	5- 0				
0- 0	0- 0	0- 0	NEUTRAL	0- 0	0- 0	0- 0				
6- 5	1- 1	0- 2	NON-CONFERENCE	1- 1	0- 1	4- 0				
4- 2	1- 0	0- 1	HOME	1- 1	0- 0	2- 0				
2- 3	0- 1	0- 1	AWAY	0- 0	0- 1	2- 0				
0- 0	0- 0	0- 0	NEUTRAL	0- 0	0- 0	0- 0				
9- 2	0- 1	1- 0	CONFERENCE	1- 0	1- 0	6- 1				
5- 0	0- 0	1- 0	HOME	0- 0	1- 0	3- 0				
4- 2	0- 1	0- 0	AWAY	1- 0	0- 0	3- 1				
0- 0	0- 0	0- 0	NEUTRAL	0- 0	0- 0	0- 0				

RPI 1-25				RPI 26-50				RPI 51-100				RPI 101+			
RPI	S	Opponent	Score	RPI	S	Opponent	Score	RPI	S	Opponent	Score	RPI	S	Opponent	Score
2	A	UConn	49 104	42	A	Rutgers	51 61	64	H	Villanova	61 55	117	A	Quinnipiac	56 58
14	A	Florida St.	47 75	43	H	South Fla.	68 66	80	A	Tulane	72 54	119	H	Memphis	82 58
21	H	Florida	97 91	44	H	Penn	54 60	96	H	Saint Joseph's	67 70	152	A	Fordham	57 44
												158	A	SMU	67 69
												158	H	SMU	55 35
												164	A	East Carolina	83 63
												178	H	Tulsa	66 46
												205	H	Cincinnati	74 51
												240	A	Houston	75 66
												258	A	UCF	71 63
												260	H	Sacred Heart	92 62
												278	A	La Salle	77 48
												304	H	Delaware St.	100 59
LAST 12 Division I GAMES:															
				43	H	South Fla.	68 66	258	A	UCF	71 63				
				158	H	SMU	55 35	205	H	Cincinnati	74 51				
				164	A	East Carolina	83 63	178	H	Tulsa	66 46				
				80	A	Tulane	72 54	158	A	SMU	67 69				
				44	H	Penn	54 60	240	A	Houston	75 66				
				2	A	UConn	49 104	119	H	Memphis	82 58				

Non-Div I Games:

Temple

## Tennessee

Through Games Of Feb. 8, 2016

Average RPI Win: 104		WON-LOST	WINNING	LAST 10	STRENGTH OF	OPP. STRENGTH	TEAM	ADJ.	CONF.	ADJ CONF.
Average RPI Loss: 36		RECORD	PCT. RANK	GAMES	SCHEDULE	OF SCHEDULE	RPI	RPI	RPI	RPI
DIV. I ONLY		14- 9	111	4- 6	1	27	15	15	2	2
DIV. I NON-CONF.		9- 4	96	1- 1	2	32	7	7	2	2
TOTALS		RPI 1-25	RPI 26-50		W-L RECORDS		RPI 51-100	RPI 101-150	RPI 150+	
14- 9	1- 7	2- 0		OVERALL		4- 1	4- 1	3- 0		
11- 3	0- 2	1- 0		HOME		4- 1	4- 0	2- 0		
3- 6	1- 5	1- 0		AWAY		0- 0	0- 1	1- 0		
0- 0	0- 0	0- 0		NEUTRAL		0- 0	0- 0	0- 0		
9- 4	1- 3	1- 0		NON-CONFERENCE		2- 1	2- 0	3- 0		
7- 2	0- 1	1- 0		HOME		2- 1	2- 0	2- 0		
2- 2	1- 2	0- 0		AWAY		0- 0	0- 0	1- 0		
0- 0	0- 0	0- 0		NEUTRAL		0- 0	0- 0	0- 0		
5- 5	0- 4	1- 0		CONFERENCE		2- 0	2- 1	0- 0		
4- 1	0- 1	0- 0		HOME		2- 0	2- 0	0- 0		
1- 4	0- 3	1- 0		AWAY		0- 0	0- 1	0- 0		
0- 0	0- 0	0- 0		NEUTRAL		0- 0	0- 0	0- 0		

RPI	S	Opponent	Score	RPI	S	Opponent	Score	RPI	S	Opponent	Score	RPI	S	Opponent	Score
1	A	Notre Dame	66 79	27	H	Syracuse	57 55	51	H	Albany (NY)	63 55	113	H	Central Ark.	102 47
6	A	Stanford	55 69	32	A	Missouri	71 55	55	H	Auburn	79 52	131	A	Arkansas	59 64
7	A	Oregon St.	53 50					56	H	Chattanooga	59 57	131	H	Arkansas	75 57
8	H	Texas	53 64					58	H	Vanderbilt	58 49	147	H	ETSU	85 49
17	A	Texas A&M	71 76					94	H	Virginia Tech	43 57	149	H	Alabama	70 42
21	H	Florida	66 74									155	H	Penn St.	74 66
22	A	Mississippi St.	63 65									179	H	Stetson	90 56
23	A	Kentucky	63 64									291	A	Wichita St.	58 51
LAST 12 Division I GAMES:															
17	A	Texas A&M	71 76	1	A	Notre Dame	66 79	131	A	Arkansas	59 64	55	H	Auburn	79 52
131	H	Arkansas	75 57	21	H	Florida	66 74	32	A	Missouri	71 55	179	H	Stetson	90 56
149	H	Alabama	70 42	23	A	Kentucky	63 64	58	H	Vanderbilt	58 49				

Non-Div I Games:

Tennessee

■ Loss, 
 ■ Non-Conf, S Site, 
 ■ Home 
 ■ Away 
 N Neutral

Average RPI Win:	274	WON-LOST	WINNING	LAST 10	STRENGTH OF	OPP. STRENGTH	TEAM	ADJ.	CONF.	ADJ CONF.
Average RPI Loss:	146	RECORD	PCT. RANK	GAMES	SCHEDULE	OF SCHEDULE	RPI	RPI	RPI	RPI
DIV. I ONLY	8- 14	244	5- 5	203	226	242	242	24	24	
DIV. I NON-CONF.	3- 8	258	0- 1	116	148	215	215	23	23	
TOTALS	RPI 1-25	RPI 26-50	W-L RECORDS	RPI 51-100	RPI 101-150	RPI 150+				
8- 14	0- 2	0- 1	OVERALL	0- 1	0- 3	8- 7				
6- 1	0- 0	0- 0	HOME	0- 0	0- 0	6- 1				
1- 11	0- 2	0- 1	AWAY	0- 1	0- 3	1- 4				
1- 2	0- 0	0- 0	NEUTRAL	0- 0	0- 0	1- 2				
3- 8	0- 2	0- 1	NON-CONFERENCE	0- 0	0- 2	3- 3				
2- 0	0- 0	0- 0	HOME	0- 0	0- 0	2- 0				
0- 6	0- 2	0- 1	AWAY	0- 0	0- 2	0- 1				
1- 2	0- 0	0- 0	NEUTRAL	0- 0	0- 0	1- 2				
5- 6	0- 0	0- 0	CONFERENCE	0- 1	0- 1	5- 4				
4- 1	0- 0	0- 0	HOME	0- 0	0- 0	4- 1				
1- 5	0- 0	0- 0	AWAY	0- 1	0- 1	1- 3				
0- 0	0- 0	0- 0	NEUTRAL	0- 0	0- 0	0- 0				

RPI 1-25				RPI 26-50				RPI 51-100				RPI 101+ Team's RPI: 242			
RPI	S	Opponent	Score	RPI	S	Opponent	Score	RPI	S	Opponent	Score	RPI	S	Opponent	Score
22	A	Mississippi St.	54 82	41	A	Indiana	56 88	91	A	UT Martin	50 77	110	A	Belmont	65 80
23	A	Kentucky	39 81									124	A	Youngstown St.	58 69
												139	A	Southern Ill.	70 79
												151	H	SIUE	73 61
												153	A	Illinois	43 98
												162	N	Fla. Atlantic	64 69
												199	A	Southeast Mo. St.	65 75
												208	H	Eastern Ky.	66 70
												218	N	Utah St.	46 63
												236	H	Texas Southern	72 56
												266	H	Austin Peay	66 58
												275	A	Jacksonville St.	55 69
												282	N	Alabama St.	74 64
												284	A	Tennessee Tech	60 70
												292	H	Murray St.	69 58
												296	H	Morehead St.	78 76
												334	H	Lipscomb	77 65
												338	A	Eastern Ill.	62 53
LAST 12 Division I GAMES:															
296	H	Morehead St.	78 76	292	H	Murray St.	69 58								
208	H	Eastern Ky.	66 70	266	H	Austin Peay	66 58								
275	A	Jacksonville St.	55 69	151	H	SIUE	73 61								
91	A	UT Martin	50 77	338	A	Eastern Ill.	62 53								
110	A	Belmont	65 80	199	A	Southeast Mo. St.	65 75								
284	A	Tennessee Tech	60 70	124	A	Youngstown St.	58 69								

Non-Div I Games: Lane 75 44 North Ala. 58 40

Tennessee St.

Loss, Non-Conf, S Site, H Home A Away N Neutral

## Tennessee Tech

Through Games Of Feb. 8, 2016

Average RPI Win:	280	WON-LOST	WINNING	LAST 10	STRENGTH OF	OPP. STRENGTH	TEAM	ADJ.	CONF.	ADJ CONF.
Average RPI Loss:	155	RECORD	PCT. RANK	GAMES	SCHEDULE	OF SCHEDULE	RPI	RPI	RPI	RPI
DIV. I ONLY	7- 17	279	2- 8	213	228	284	284	24	24	
DIV. I NON-CONF.	4- 9	245	0- 1	146	164	249	249	23	23	
TOTALS	RPI 1-25	RPI 26-50	W-L RECORDS	RPI 51-100	RPI 101-150	RPI 150+				
7- 17	0- 1	0- 1	OVERALL	0- 3	0- 5	7- 7				
5- 8	0- 1	0- 0	HOME	0- 1	0- 3	5- 3				
2- 9	0- 0	0- 1	AWAY	0- 2	0- 2	2- 4				
0- 0	0- 0	0- 0	NEUTRAL	0- 0	0- 0	0- 0				
4- 9	0- 1	0- 1	NON-CONFERENCE	0- 2	0- 4	4- 1				
3- 5	0- 1	0- 0	HOME	0- 1	0- 2	3- 1				
1- 4	0- 0	0- 1	AWAY	0- 1	0- 2	1- 0				
0- 0	0- 0	0- 0	NEUTRAL	0- 0	0- 0	0- 0				
3- 8	0- 0	0- 0	CONFERENCE	0- 1	0- 1	3- 6				
2- 3	0- 0	0- 0	HOME	0- 0	0- 1	2- 2				
1- 5	0- 0	0- 0	AWAY	0- 1	0- 0	1- 4				
0- 0	0- 0	0- 0	NEUTRAL	0- 0	0- 0	0- 0				

RPI 1-25				RPI 26-50				RPI 51-100				RPI 101+ Team's RPI: 284			
RPI	S	Opponent	Score	RPI	S	Opponent	Score	RPI	S	Opponent	Score	RPI	S	Opponent	Score
18	H	Louisville	54 76	28	A	Georgia	48 81	52	H	Arkansas St.	55 77	110	H	Belmont	79 80
								79	A	Middle Tenn.	53 69	126	H	Mercer	47 63
								91	A	UT Martin	53 67	135	A	Xavier	47 64
												138	H	Southern Miss.	57 69
												144	A	Northern Ky.	62 88
												151	H	SIUE	68 83
												199	H	Southeast Mo. St.	57 60
												208	A	Eastern Ky.	77 72
												237	H	Clemson	53 71
												242	H	Tennessee St.	70 60
												263	H	Georgia St.	72 65
												266	A	Austin Peay	75 91
												275	A	Jacksonville St.	46 55
												286	A	UNCG	73 64
												291	H	Wichita St.	54 48
												292	A	Murray St.	50 56
												296	A	Morehead St.	71 75
												334	H	Lipscomb	81 70
												338	H	Eastern Ill.	81 74
LAST 12 Division I GAMES:															
275	A	Jacksonville St.	46 55	91	A	UT Martin	53 67								
110	H	Belmont	79 80	266	A	Austin Peay	75 91								
296	A	Morehead St.	71 75	292	A	Murray St.	50 56								
208	A	Eastern Ky.	77 72	151	H	SIUE	68 83								
242	H	Tennessee St.	70 60	338	H	Eastern Ill.	81 74								
199	H	Southeast Mo. St.	57 60	28	A	Georgia	48 81								

Non-Div I Games:

Tennessee Tech

■ Loss, 
■ Non-Conf, 
■ S Site, 
■ H Home 
■ A Away 
N Neutral

Average RPI Win: 121		WON-LOST	WINNING	LAST 10	STRENGTH OF	OPP. STRENGTH	TEAM	ADJ.	CONF.	ADJ CONF.
Average RPI Loss: 4		RECORD	PCT. RANK	GAMES	SCHEDULE	OF SCHEDULE	RPI	RPI	RPI	RPI
DIV. I ONLY		21- 1	5	9- 1	78	4	8	8	3	3
DIV. I NON-CONF.		11- 0	1	1- 0	200	11	14	14	4	4
TOTALS		RPI 1-25	RPI 26-50		W-L RECORDS		RPI 51-100	RPI 101-150	RPI 150+	
21- 1	4- 1	3- 0		OVERALL		3- 0	2- 0	9- 0		
11- 1	2- 1	1- 0		HOME		1- 0	1- 0	6- 0		
9- 0	2- 0	2- 0		AWAY		2- 0	0- 0	3- 0		
1- 0	0- 0	0- 0		NEUTRAL		0- 0	1- 0	0- 0		
11- 0	3- 0	0- 0		NON-CONFERENCE		0- 0	1- 0	7- 0		
7- 0	2- 0	0- 0		HOME		0- 0	0- 0	5- 0		
3- 0	1- 0	0- 0		AWAY		0- 0	0- 0	2- 0		
1- 0	0- 0	0- 0		NEUTRAL		0- 0	1- 0	0- 0		
10- 1	1- 1	3- 0		CONFERENCE		3- 0	1- 0	2- 0		
4- 1	0- 1	1- 0		HOME		1- 0	1- 0	1- 0		
6- 0	1- 0	2- 0		AWAY		2- 0	0- 0	1- 0		
0- 0	0- 0	0- 0		NEUTRAL		0- 0	0- 0	0- 0		

RPI	S	Opponent	Score	RPI	S	Opponent	Score	RPI	S	Opponent	Score	RPI	S	Opponent	Score
4	H	Baylor	67 80	30	H	Oklahoma	83 76	92	A	Iowa St.	65 49	130	H	Texas Tech	86 62
6	H	Stanford	77 69	36	A	West Virginia	65 54	92	H	Iowa St.	75 54	131	N	Arkansas	61 50
15	A	Tennessee	64 53	49	A	Kansas St.	66 51	93	A	TCU	65 58	167	H	Hampton	79 52
16	A	Oklahoma St.	78 48									171	A	Little Rock	66 56
22	H	Mississippi St.	53 47									173	H	Northwestern St.	86 33
												191	A	Kansas	75 38
												191	H	Kansas	70 46
												214	H	Canisius	92 62
												228	H	UTSA	90 53
												244	A	Rice	70 47
												257	H	Sam Houston St.	83 49
LAST 12 Division I GAMES:															
92	A	Iowa St.	65 49	191	A	Kansas	75 38								
49	A	Kansas St.	66 51	16	A	Oklahoma St.	78 48								
191	H	Kansas	70 46	92	H	Iowa St.	75 54								
30	H	Oklahoma	83 76	130	H	Texas Tech	86 62								
93	A	TCU	65 58	36	A	West Virginia	65 54								
4	H	Baylor	67 80	257	H	Sam Houston St.	83 49								

Non-Div I Games:

Texas

Average RPI Win:	114	WON-LOST	WINNING	LAST 10	STRENGTH OF	OPP. STRENGTH	TEAM	ADJ.	CONF.	ADJ CONF.
Average RPI Loss:	28	RECORD	PCT. RANK	GAMES	SCHEDULE	OF SCHEDULE	RPI	RPI	RPI	RPI
DIV. I ONLY	16- 7	71	6- 4	5	11	17	17	2	2	
DIV. I NON-CONF.	10- 3	61	2- 0	22	17	24	24	2	2	
TOTALS	RPI 1-25	RPI 26-50	W-L RECORDS	RPI 51-100	RPI 101-150	RPI 150+				
16- 7	1- 6	4- 0	OVERALL	2- 0	4- 1	5- 0				
10- 2	1- 2	2- 0	HOME	1- 0	1- 0	5- 0				
3- 3	0- 0	1- 0	AWAY	0- 0	2- 0	0- 0				
3- 2	0- 2	1- 0	NEUTRAL	1- 0	1- 0	0- 0				
10- 3	0- 3	2- 0	NON-CONFERENCE	2- 0	1- 0	5- 0				
6- 1	0- 1	0- 0	HOME	1- 0	0- 0	5- 0				
1- 0	0- 0	1- 0	AWAY	0- 0	0- 0	0- 0				
3- 2	0- 2	1- 0	NEUTRAL	1- 0	1- 0	0- 0				
6- 4	1- 3	2- 0	CONFERENCE	0- 0	3- 1	0- 0				
4- 1	1- 1	2- 0	HOME	0- 0	1- 0	0- 0				
2- 3	0- 2	0- 0	AWAY	0- 0	2- 1	0- 0				
0- 0	0- 0	0- 0	NEUTRAL	0- 0	0- 0	0- 0				

RPI	S	Opponent	Score	RPI	S	Opponent	Score	RPI	S	Opponent	Score	RPI	S	Opponent	Score
3	A	South Carolina	58 59	28	H	Georgia	73 62	74	N	California	75 58	116	A	LSU	53 35
3	H	South Carolina	63 70	30	N	Oklahoma	74 68	93	H	TCU	82 78	131	A	Arkansas	61 67
5	N	Ohio St.	80 95	32	H	Missouri	81 77					137	H	Ole Miss	81 58
12	N	BYU	64 72	39	A	Duke	72 66					149	A	Alabama	59 56
15	H	Tennessee	76 71									150	N	Hawaii	82 41
19	H	DePaul	66 80									158	H	SMU	67 55
21	A	Florida	81 83									171	H	Little Rock	69 39
												176	H	Southern U.	88 47
												187	H	Texas St.	87 50
												272	H	Prairie View	88 30
LAST 12 Division I GAMES:															
15	H	Tennessee	76 71	137	H	Ole Miss	81 58								
21	A	Florida	81 83	116	A	LSU	53 35								
3	H	South Carolina	63 70	131	A	Arkansas	61 67								
149	A	Alabama	59 56	28	H	Georgia	73 62								
32	H	Missouri	81 77	272	H	Prairie View	88 30								
3	A	South Carolina	58 59	171	H	Little Rock	69 39								

Non-Div I Games:

Texas A&amp;M

■ Loss, 
 ■ Non-Conf, S Site, 
 ■ Home 
 ■ Away 
 N Neutral



Average RPI Win:	289	WON-LOST	WINNING	LAST 10	STRENGTH OF	OPP. STRENGTH	TEAM	ADJ.	CONF.	ADJ CONF.
Average RPI Loss:	192	RECORD	PCT. RANK	GAMES	SCHEDULE	OF SCHEDULE	RPI	RPI	RPI	RPI
DIV. I ONLY	13- 7	96	9- 1	349	276	236	236	32	32	
DIV. I NON-CONF.	4- 6	201	2- 0	348	78	305	305	31	31	
TOTALS	RPI 1-25	RPI 26-50	W-L RECORDS	RPI 51-100	RPI 101-150	RPI 150+				
13- 7	0- 1	0- 0	OVERALL	0- 0	0- 1	13- 5				
6- 2	0- 0	0- 0	HOME	0- 0	0- 0	6- 2				
6- 5	0- 1	0- 0	AWAY	0- 0	0- 1	6- 3				
1- 0	0- 0	0- 0	NEUTRAL	0- 0	0- 0	1- 0				
4- 6	0- 1	0- 0	NON-CONFERENCE	0- 0	0- 1	4- 4				
1- 2	0- 0	0- 0	HOME	0- 0	0- 0	1- 2				
2- 4	0- 1	0- 0	AWAY	0- 0	0- 1	2- 2				
1- 0	0- 0	0- 0	NEUTRAL	0- 0	0- 0	1- 0				
9- 1	0- 0	0- 0	CONFERENCE	0- 0	0- 0	9- 1				
5- 0	0- 0	0- 0	HOME	0- 0	0- 0	5- 0				
4- 1	0- 0	0- 0	AWAY	0- 0	0- 0	4- 1				
0- 0	0- 0	0- 0	NEUTRAL	0- 0	0- 0	0- 0				

RPI 1-25			RPI 26-50			RPI 51-100			RPI 101+ Team's RPI: 236		
RPI	S	Opponent	Score	RPI	S	Opponent	Score	RPI	S	Opponent	Score
16	A	Oklahoma St.	52 87					116	A	LSU	36 86
								176	H	Southern U.	59 45
								191	A	Kansas	65 72
								228	A	UTSA	59 44
								230	A	Grambling	62 50
								242	A	Tennessee St.	56 72
								243	H	Houston Baptist	65 77
								244	A	Rice	69 66
								257	H	Sam Houston St.	51 53
								272	A	Prairie View	50 43
								272	H	Prairie View	72 65
								282	A	Alabama St.	51 57
								318	H	Alcorn	68 39
								328	H	A&M-Corpus Christi	51 43
								329	A	Jackson St.	62 36
								334	N	Lipscomb	66 62
								336	H	Ark.-Pine Bluff	57 30
								345	A	Alabama A&M	57 38
								347	H	Mississippi Val.	76 38
LAST 12 Division I GAMES:											
272	A	Prairie View	50 43	329	A	Jackson St.	62 36				
345	A	Alabama A&M	57 38	272	H	Prairie View	72 65				
282	A	Alabama St.	51 57	318	H	Alcorn	68 39				
336	H	Ark.-Pine Bluff	57 30	176	H	Southern U.	59 45				
347	H	Mississippi Val.	76 38	228	A	UTSA	59 44				
230	A	Grambling	62 50	244	A	Rice	69 66				

Non-Div I Games:

Texas Southern

Average RPI Win:	214	WON-LOST	WINNING	LAST 10	STRENGTH OF	OPP. STRENGTH	TEAM	ADJ.	CONF.	ADJ CONF.
Average RPI Loss:	146	RECORD	PCT. RANK	GAMES	SCHEDULE	OF SCHEDULE	RPI	RPI	RPI	RPI
DIV. I ONLY	8- 11	214	4- 6	164	152	187	187	16	16	
DIV. I NON-CONF.	3- 5	218	0- 1	93	24	158	158	14	14	
TOTALS	RPI 1-25	RPI 26-50	W-L RECORDS	RPI 51-100	RPI 101-150	RPI 150+				
8- 11	0- 1	0- 2	OVERALL	0- 2	1- 1	7- 5				
5- 1	0- 0	0- 0	HOME	0- 1	0- 0	5- 0				
3- 7	0- 1	0- 1	AWAY	0- 0	1- 0	2- 5				
0- 3	0- 0	0- 1	NEUTRAL	0- 1	0- 1	0- 0				
3- 5	0- 1	0- 2	NON-CONFERENCE	0- 1	0- 1	3- 0				
2- 0	0- 0	0- 0	HOME	0- 0	0- 0	2- 0				
1- 2	0- 1	0- 1	AWAY	0- 0	0- 0	1- 0				
0- 3	0- 0	0- 1	NEUTRAL	0- 1	0- 1	0- 0				
5- 6	0- 0	0- 0	CONFERENCE	0- 1	1- 0	4- 5				
3- 1	0- 0	0- 0	HOME	0- 1	0- 0	3- 0				
2- 5	0- 0	0- 0	AWAY	0- 0	1- 0	1- 5				
0- 0	0- 0	0- 0	NEUTRAL	0- 0	0- 0	0- 0				

RPI 1-25				RPI 26-50				RPI 51-100				RPI 101+ Team's RPI: 187			
RPI	S	Opponent	Score	RPI	S	Opponent	Score	RPI	S	Opponent	Score	RPI	S	Opponent	Score
17	A	Texas A&M	50 87	32	A	Missouri	56 82	52	H	Arkansas St.	59 74	125	A	La.-Lafayette	46 42
				39	N	Duke	34 85	92	N	Iowa St.	61 83	136	N	Idaho	55 75
												171	H	Little Rock	67 57
												192	A	Troy	79 112
												201	H	North Texas	64 62
												210	A	South Ala.	73 71
												228	H	UTSA	72 64
												238	A	Appalachian St.	71 90
												243	A	Houston Baptist	71 66
												263	A	Georgia St.	62 73
												263	H	Georgia St.	80 71
												270	A	Ga. Southern	64 78
												270	H	Ga. Southern	61 56
												279	A	La.-Monroe	59 63
LAST 12 Division I GAMES:															
270	A	Ga. Southern	64 78	192	A	Troy	79 112								
263	A	Georgia St.	62 73	210	A	South Ala.	73 71								
279	A	La.-Monroe	59 63	238	A	Appalachian St.	71 90								
125	A	La.-Lafayette	46 42	263	H	Georgia St.	80 71								
52	H	Arkansas St.	59 74	270	H	Ga. Southern	61 56								
171	H	Little Rock	67 57	32	A	Missouri	56 82								

Non-Div I Games: Tex. A&amp;M-Commerce 80 60 St. Edward's 52 44

Texas St.

■ Loss, 
 ■ Non-Conf, 
 ■ S Site, 
 ■ Home 
 ■ A Away 
 N Neutral

Average RPI Win:	211	WON-LOST	WINNING	LAST 10	STRENGTH OF	OPP. STRENGTH	TEAM	ADJ.	CONF.	ADJ CONF.
Average RPI Loss:	40	RECORD	PCT. RANK	GAMES	SCHEDULE	OF SCHEDULE	RPI	RPI	RPI	RPI
DIV. I ONLY	11- 12	182	2- 8	48	66	130	130	3	3	
DIV. I NON-CONF.	9- 2	37	0- 0	221	267	98	98	4	4	
TOTALS	RPI 1-25	RPI 26-50	W-L RECORDS	RPI 51-100	RPI 101-150	RPI 150+				
11- 12	0- 4	0- 5	OVERALL	2- 3	1- 0	8- 0				
10- 4	0- 1	0- 2	HOME	2- 1	1- 0	7- 0				
0- 7	0- 0	0- 0	AWAY	0- 0	0- 0	0- 0				
1- 1	0- 0	0- 1	NEUTRAL	0- 0	0- 0	1- 0				
9- 2	0- 0	0- 1	NON-CONFERENCE	1- 1	1- 0	7- 0				
8- 0	0- 0	0- 0	HOME	1- 0	1- 0	6- 0				
0- 1	0- 0	0- 0	AWAY	0- 1	0- 0	0- 0				
1- 1	0- 0	0- 1	NEUTRAL	0- 0	0- 0	1- 0				
2- 10	0- 4	0- 4	CONFERENCE	1- 2	0- 0	1- 0				
2- 4	0- 1	0- 2	HOME	1- 1	0- 0	1- 0				
0- 6	0- 3	0- 2	AWAY	0- 1	0- 0	0- 0				
0- 0	0- 0	0- 0	NEUTRAL	0- 0	0- 0	0- 0				

RPI 1-25				RPI 26-50				RPI 51-100				RPI 101+ Team's RPI: 130			
RPI	S	Opponent	Score	RPI	S	Opponent	Score	RPI	S	Opponent	Score	RPI	S	Opponent	Score
4	A	Baylor	43 69	30	A	Oklahoma	53 92	63	H	Abilene Christian	71 65	136	H	Idaho	78 62
8	A	Texas	62 86	36	A	West Virginia	57 79	66	A	Santa Clara	70 75	152	N	Fordham	62 48
16	A	Oklahoma St.	57 70	36	H	West Virginia	42 69	92	H	Iowa St.	69 66	191	H	Kansas	54 44
16	H	Oklahoma St.	46 69	37	N	Washington	73 77	93	A	TCU	48 69	200	H	Idaho St.	79 64
				49	H	Kansas St.	53 65	93	H	TCU	69 78	230	H	Grambling	70 55
												289	H	Niagara	79 45
												303	H	Southeastern La.	113 51
												324	H	Incarnate Word	70 55
												336	H	Ark.-Pine Bluff	84 40
LAST 12 Division I GAMES:															
16	A	Oklahoma St.	57 70	92	H	Iowa St.	69 66								
36	H	West Virginia	42 69	93	A	TCU	48 69								
191	H	Kansas	54 44	36	A	West Virginia	57 79								
4	A	Baylor	43 69	16	H	Oklahoma St.	46 69								
49	H	Kansas St.	53 65	8	A	Texas	62 86								
30	A	Oklahoma	53 92	93	H	TCU	69 78								

Non-Div I Games:

Texas Tech

■ Loss, 
■ Non-Conf, 
■ S Site, 
■ H Home 
■ A Away 
N Neutral

## Texas-Arlington

Through Games Of Feb. 8, 2016

Average RPI Win:	244	WON-LOST	WINNING	LAST 10	STRENGTH OF	OPP. STRENGTH	TEAM	ADJ.	CONF.	ADJ CONF.
Average RPI Loss:	120	RECORD	PCT. RANK	GAMES	SCHEDULE	OF SCHEDULE	RPI	RPI	RPI	RPI
DIV. I ONLY	9- 11	198	5- 5	118	190	156	156	16	16	
DIV. I NON-CONF.	4- 5	193	1- 0	29	107	105	105	14	14	
TOTALS	RPI 1-25	RPI 26-50	W-L RECORDS	RPI 51-100	RPI 101-150	RPI 150+				
9- 11	0- 1	0- 2	OVERALL	0- 2	0- 1	9- 5				
2- 6	0- 0	0- 1	HOME	0- 2	0- 0	2- 3				
7- 5	0- 1	0- 1	AWAY	0- 0	0- 1	7- 2				
0- 0	0- 0	0- 0	NEUTRAL	0- 0	0- 0	0- 0				
4- 5	0- 1	0- 2	NON-CONFERENCE	0- 1	0- 0	4- 1				
1- 3	0- 0	0- 1	HOME	0- 1	0- 0	1- 1				
3- 2	0- 1	0- 1	AWAY	0- 0	0- 0	3- 0				
0- 0	0- 0	0- 0	NEUTRAL	0- 0	0- 0	0- 0				
5- 6	0- 0	0- 0	CONFERENCE	0- 1	0- 1	5- 4				
1- 3	0- 0	0- 0	HOME	0- 1	0- 0	1- 2				
4- 3	0- 0	0- 0	AWAY	0- 0	0- 1	4- 2				
0- 0	0- 0	0- 0	NEUTRAL	0- 0	0- 0	0- 0				

RPI 1-25				RPI 26-50				RPI 51-100				RPI 101+ Team's RPI: 156			
RPI	S	Opponent	Score	RPI	S	Opponent	Score	RPI	S	Opponent	Score	RPI	S	Opponent	Score
4	A	Baylor	20 62	29	H	Seton Hall	54 61	52	H	Arkansas St.	71 78	125	A	La.-Lafayette	52 63
				49	A	Kansas St.	41 61	57	H	Western Ky.	64 73	168	H	Jacksonville	56 54
												171	H	Little Rock	55 59
												172	H	McNeese St.	57 63
												192	A	Troy	71 88
												210	A	South Ala.	55 59
												228	A	UTSA	51 47
												234	A	Stephen F. Austin	67 63
												238	A	Appalachian St.	76 45
												243	A	Houston Baptist	64 40
												263	A	Georgia St.	74 45
												263	H	Georgia St.	63 68
												270	A	Ga. Southern	53 41
												270	H	Ga. Southern	70 31
												279	A	La.-Monroe	60 50
LAST 12 Division I GAMES:															
263	A	Georgia St.	74 45	210	A	South Ala.	55 59								
270	A	Ga. Southern	53 41	192	A	Troy	71 88								
125	A	La.-Lafayette	52 63	238	A	Appalachian St.	76 45								
279	A	La.-Monroe	60 50	270	H	Ga. Southern	70 31								
171	H	Little Rock	55 59	263	H	Georgia St.	63 68								
52	H	Arkansas St.	71 78	228	A	UTSA	51 47								

Non-Div I Games: Missouri Valley 96 30

Texas-Arlington

■ Loss, 
 ■ Non-Conf, 
 ■ S Site, 
 ■ Home 
 ■ A Away 
 N Neutral

Average RPI Win:	236	WON-LOST	WINNING	LAST 10	STRENGTH OF	OPP. STRENGTH	TEAM	ADJ.	CONF.	ADJ CONF.
Average RPI Loss:	72	RECORD	PCT. RANK	GAMES	SCHEDULE	OF SCHEDULE	RPI	RPI	RPI	RPI
DIV. I ONLY	12- 9	128	7- 3	125	128	109	109	11	11	
DIV. I NON-CONF.	5- 6	180	2- 0	52	92	131	131	13	13	
TOTALS	RPI 1-25	RPI 26-50	W-L RECORDS	RPI 51-100	RPI 101-150	RPI 150+				
12- 9	0- 1	0- 2	OVERALL	1- 2	2- 4	9- 0				
6- 2	0- 0	0- 1	HOME	0- 0	1- 1	5- 0				
4- 5	0- 0	0- 0	AWAY	0- 0	1- 0	3- 0				
2- 2	0- 0	0- 0	NEUTRAL	1- 1	0- 1	1- 0				
5- 6	0- 1	0- 2	NON-CONFERENCE	1- 1	0- 2	4- 0				
2- 2	0- 0	0- 1	HOME	0- 0	0- 1	2- 0				
1- 2	0- 1	0- 1	AWAY	0- 0	0- 0	1- 0				
2- 2	0- 0	0- 0	NEUTRAL	1- 1	0- 1	1- 0				
7- 3	0- 0	0- 0	CONFERENCE	0- 1	2- 2	5- 0				
4- 0	0- 0	0- 0	HOME	0- 0	1- 0	3- 0				
3- 3	0- 0	0- 0	AWAY	0- 1	1- 2	2- 0				
0- 0	0- 0	0- 0	NEUTRAL	0- 0	0- 0	0- 0				

RPI 1-25				RPI 26-50				RPI 51-100				RPI 101+ Team's RPI: 109			
RPI	S	Opponent	Score	RPI	S	Opponent	Score	RPI	S	Opponent	Score	RPI	S	Opponent	Score
1	A	Notre Dame	39 74	34	A	St. Bonaventure	63 74	51	N	Albany (NY)	55 63	104	H	Arizona	59 62
				45	H	Dayton	57 83	54	A	Ball St.	69 75	107	A	Akron	71 81
								97	N	VCU	80 61	111	A	Eastern Mich.	41 59
												123	A	Western Mich.	80 68
												123	H	Western Mich.	80 73
												142	N	Harvard	70 76
												220	A	Ill.-Chicago	60 51
												229	N	Columbia	88 75
												231	H	Bowling Green	75 61
												251	A	Miami (OH)	55 50
												256	H	Northern Ill.	66 59
												301	H	Cleveland St.	66 53
												332	A	Kent St.	67 64
												332	H	Kent St.	73 67
												336	H	Ark.-Pine Bluff	74 47
LAST 12 Division I GAMES:															
332	A	Kent St.	67 64	251	A	Miami (OH)	55 50								
123	A	Western Mich.	80 68	123	H	Western Mich.	80 73								
231	H	Bowling Green	75 61	332	H	Kent St.	73 67								
111	A	Eastern Mich.	41 59	54	A	Ball St.	69 75								
107	A	Akron	71 81	336	H	Ark.-Pine Bluff	74 47								
256	H	Northern Ill.	66 59	220	A	Ill.-Chicago	60 51								

Non-Div I Games:

Toledo

■ Loss, 
 ■ Non-Conf, S Site, 
 ■ Home 
 ■ Away 
 N Neutral

Average RPI Win: <b>197</b>	WON-LOST	WINNING	LAST 10	STRENGTH OF	OPP. STRENGTH	TEAM	ADJ.	CONF.	ADJ CONF.
Average RPI Loss: <b>170</b>	RECORD	PCT. RANK	GAMES	SCHEDULE	OF SCHEDULE	RPI	RPI	RPI	RPI
DIV. I ONLY	5- 17	297	1- 9	191	202	290	290	13	13
DIV. I NON-CONF.	3- 8	258	1- 0	262	276	298	298	12	12
TOTALS	RPI 1-25	RPI 26-50	W-L RECORDS	RPI 51-100	RPI 101-150	RPI 150+			
5- 17	0- 0	0- 0	OVERALL	1- 5	0- 1	4- 11			
3- 7	0- 0	0- 0	HOME	1- 3	0- 0	2- 4			
1- 10	0- 0	0- 0	AWAY	0- 2	0- 1	1- 7			
1- 0	0- 0	0- 0	NEUTRAL	0- 0	0- 0	1- 0			
3- 8	0- 0	0- 0	NON-CONFERENCE	0- 2	0- 1	3- 5			
2- 2	0- 0	0- 0	HOME	0- 1	0- 0	2- 1			
0- 6	0- 0	0- 0	AWAY	0- 1	0- 1	0- 4			
1- 0	0- 0	0- 0	NEUTRAL	0- 0	0- 0	1- 0			
2- 9	0- 0	0- 0	CONFERENCE	1- 3	0- 0	1- 6			
1- 5	0- 0	0- 0	HOME	1- 2	0- 0	0- 3			
1- 4	0- 0	0- 0	AWAY	0- 1	0- 0	1- 3			
0- 0	0- 0	0- 0	NEUTRAL	0- 0	0- 0	0- 0			

RPI S	Opponent	Score	RPI S	Opponent	Score	RPI S	Opponent	Score	RPI S	Opponent	Score	Team's RPI: 290
						53	H James Madison	57 <b>64</b>	105	A Georgetown	46 <b>82</b>	
						55	H Auburn	52 <b>74</b>	163	A Cornell	60 <b>88</b>	
						71	H Elon	85 78	174	A Col. of Charleston	55 <b>67</b>	
						77	A Hofstra	60 <b>64</b>	177	A George Mason	76 <b>88</b>	
						77	H Hofstra	56 <b>74</b>	186	H UMBC	61 51	
						86	A Minnesota	86 <b>105</b>	194	A Delaware	64 <b>69</b>	
									194	H Delaware	62 <b>66</b>	
									195	A Northeastern	72 71	
									198	H William & Mary	54 <b>73</b>	
									227	N Western Ill.	83 77	
									241	A UNCW	51 <b>53</b>	
									241	H UNCW	49 <b>52</b>	
									253	H Coppin St.	69 <b>81</b>	
									297	A North Florida	72 <b>74</b>	
									299	A Rider	72 <b>78</b>	
									307	H UMKC	70 47	
LAST 12 Division I GAMES:												
			77	H Hofstra	56 <b>74</b>		194	A Delaware	64 <b>69</b>			
			194	H Delaware	62 <b>66</b>		71	H Elon	85 78			
			174	A Col. of Charleston	55 <b>67</b>		241	H UNCW	49 <b>52</b>			
			241	A UNCW	51 <b>53</b>		198	H William & Mary	54 <b>73</b>			
			77	A Hofstra	60 <b>64</b>		195	A Northeastern	72 71			
			53	H James Madison	57 <b>64</b>		307	H UMKC	70 47			

Non-Div I Games:

Towson

■ Loss, 
 ■ Non-Conf, 
 ■ S Site, 
 ■ H Home 
 ■ A Away 
 N Neutral

Average RPI Win: <b>243</b>	WON-LOST	WINNING	LAST 10	STRENGTH OF	OPP. STRENGTH	TEAM	ADJ.	CONF.	ADJ CONF.
Average RPI Loss: <b>144</b>	RECORD	PCT. RANK	GAMES	SCHEDULE	OF SCHEDULE	RPI	RPI	RPI	RPI
DIV. I ONLY	8- 11	214	4- 6	160	248	192	192	16	16
DIV. I NON-CONF.	3- 4	197	0- 0	195	324	157	157	14	14
TOTALS	RPI 1-25	RPI 26-50	W-L RECORDS	RPI 51-100	RPI 101-150	RPI 150+			
8- 11	0- 0	0- 0	OVERALL	0- 3	0- 3	8- 5			
4- 3	0- 0	0- 0	HOME	0- 1	0- 0	4- 2			
4- 8	0- 0	0- 0	AWAY	0- 2	0- 3	4- 3			
0- 0	0- 0	0- 0	NEUTRAL	0- 0	0- 0	0- 0			
3- 4	0- 0	0- 0	NON-CONFERENCE	0- 1	0- 2	3- 1			
1- 0	0- 0	0- 0	HOME	0- 0	0- 0	1- 0			
2- 4	0- 0	0- 0	AWAY	0- 1	0- 2	2- 1			
0- 0	0- 0	0- 0	NEUTRAL	0- 0	0- 0	0- 0			
5- 7	0- 0	0- 0	CONFERENCE	0- 2	0- 1	5- 4			
3- 3	0- 0	0- 0	HOME	0- 1	0- 0	3- 2			
2- 4	0- 0	0- 0	AWAY	0- 1	0- 1	2- 2			
0- 0	0- 0	0- 0	NEUTRAL	0- 0	0- 0	0- 0			

RPI S	Opponent	Score	RPI S	Opponent	Score	RPI S	Opponent	Score	RPI S	Opponent	Score	Team's RPI: 192
						52	A Arkansas St.	80 <b>94</b>	110	A Belmont	93 <b>102</b>	
						52	H Arkansas St.	81 <b>101</b>	121	A Samford	69 <b>73</b>	
						58	A Vanderbilt	43 <b>97</b>	125	A La.-Lafayette	53 <b>56</b>	
									156	H Texas-Arlington	88 71	
									169	A UAB	67 <b>89</b>	
									171	A Little Rock	64 <b>79</b>	
									171	H Little Rock	78 71	
									187	H Texas St.	112 79	
									210	H South Ala.	71 <b>75</b>	
									238	H Appalachian St.	81 <b>96</b>	
									263	A Georgia St.	97 90	
									270	A Ga. Southern	81 66	
									279	A La.-Monroe	73 <b>77</b>	
									282	A Alabama St.	73 59	
									303	A Southeastern La.	100 90	
									310	H Nicholls St.	104 51	
LAST 12 Division I GAMES:												
			52	A Arkansas St.	80 <b>94</b>		187	H Texas St.	112 79			
			171	A Little Rock	64 <b>79</b>		156	H Texas-Arlington	88 71			
			238	H Appalachian St.	81 <b>96</b>		270	A Ga. Southern	81 66			
			210	H South Ala.	71 <b>75</b>		263	A Georgia St.	97 90			
			125	A La.-Lafayette	53 <b>56</b>		171	H Little Rock	78 71			
			279	A La.-Monroe	73 <b>77</b>		52	H Arkansas St.	81 <b>101</b>			

Non-Div I Games: West Ala. 103 72 Fort Valley St. 118 72

Troy

Average RPI Win:	185	WON-LOST	WINNING	LAST 10	STRENGTH OF	OPP. STRENGTH	TEAM	ADJ.	CONF.	ADJ CONF.
Average RPI Loss:	43	RECORD	PCT. RANK	GAMES	SCHEDULE	OF SCHEDULE	RPI	RPI	RPI	RPI
DIV. I ONLY	16- 7	71	6- 4	109	74	80	80	8	8	
DIV. I NON-CONF.	9- 3	69	1- 0	64	94	49	49	7	7	
TOTALS	RPI 1-25	RPI 26-50	W-L RECORDS	RPI 51-100	RPI 101-150	RPI 150+				
16- 7	0- 3	0- 2	OVERALL	2- 1	2- 1	12- 0				
10- 3	0- 1	0- 1	HOME	1- 1	1- 0	8- 0				
5- 2	0- 1	0- 0	AWAY	0- 0	1- 1	4- 0				
1- 2	0- 1	0- 1	NEUTRAL	1- 0	0- 0	0- 0				
9- 3	0- 2	0- 1	NON-CONFERENCE	2- 0	2- 0	5- 0				
7- 0	0- 0	0- 0	HOME	1- 0	1- 0	5- 0				
1- 1	0- 1	0- 0	AWAY	0- 0	1- 0	0- 0				
1- 2	0- 1	0- 1	NEUTRAL	1- 0	0- 0	0- 0				
7- 4	0- 1	0- 1	CONFERENCE	0- 1	0- 1	7- 0				
3- 3	0- 1	0- 1	HOME	0- 1	0- 0	3- 0				
4- 1	0- 0	0- 0	AWAY	0- 0	0- 1	4- 0				
0- 0	0- 0	0- 0	NEUTRAL	0- 0	0- 0	0- 0				

RPI 1-25				RPI 26-50				RPI 51-100 Team's RPI: 80				RPI 101+			
RPI	S	Opponent	Score	RPI	S	Opponent	Score	RPI	S	Opponent	Score	RPI	S	Opponent	Score
2	H	UConn	38 96	42	N	Rutgers	51 75	60	H	Temple	54 72	116	H	LSU	67 63
14	A	Florida St.	72 78	43	H	South Fla.	67 71	78	H	Saint Louis	66 58	119	A	Memphis	67 83
20	N	Green Bay	58 79					94	N	Virginia	67 62	137	A	Ole Miss	61 59
												158	A	SMU	54 42
												164	A	East Carolina	66 51
												164	H	East Carolina	78 73
												171	H	Little Rock	69 53
												172	H	McNeese St.	74 55
												176	H	Southern U.	77 48
												178	A	Tulsa	71 47
												240	A	Houston	59 56
												240	H	Houston	70 48
												258	H	UCF	75 54
												286	H	UNCG	74 53
												329	H	Jackson St.	92 49
LAST 12 Division I GAMES:															
240	A	Houston	59 56	43	H	South Fla.	67 71	258	H	UCF	75 54				
2	H	UConn	38 96	164	A	East Carolina	66 51	119	A	Memphis	67 83				
60	H	Temple	54 72	240	H	Houston	70 48	78	H	Saint Louis	66 58				
164	H	East Carolina	78 73												
158	A	SMU	54 42												
178	A	Tulsa	71 47												

Non-Div I Games:

Tulane

■ Loss, 
 ■ Non-Conf, S Site, 
 ■ Home 
 ■ Away 
 N Neutral



## Tulsa

Through Games Of Feb. 8, 2016

Average RPI Win:	172	WON-LOST	WINNING	LAST 10	STRENGTH OF	OPP. STRENGTH	TEAM	ADJ.	CONF.	ADJ CONF.
Average RPI Loss:	113	RECORD	PCT. RANK	GAMES	SCHEDULE	OF SCHEDULE	RPI	RPI	RPI	RPI
DIV. I ONLY	8- 15	252	3- 7	88	71	178	178	8	8	
DIV. I NON-CONF.	3- 8	258	0- 0	110	100	210	210	7	7	
TOTALS	RPI 1-25	RPI 26-50	W-L RECORDS	RPI 51-100	RPI 101-150	RPI 150+				
8- 15	0- 2	0- 2	OVERALL	0- 4	2- 2	6- 5				
3- 8	0- 1	0- 2	HOME	0- 1	0- 1	3- 3				
5- 5	0- 1	0- 0	AWAY	0- 2	2- 1	3- 1				
0- 2	0- 0	0- 0	NEUTRAL	0- 1	0- 0	0- 1				
3- 8	0- 0	0- 2	NON-CONFERENCE	0- 2	1- 1	2- 3				
1- 4	0- 0	0- 2	HOME	0- 0	0- 0	1- 2				
2- 2	0- 0	0- 0	AWAY	0- 1	1- 1	1- 0				
0- 2	0- 0	0- 0	NEUTRAL	0- 1	0- 0	0- 1				
5- 7	0- 2	0- 0	CONFERENCE	0- 2	1- 1	4- 2				
2- 4	0- 1	0- 0	HOME	0- 1	0- 1	2- 1				
3- 3	0- 1	0- 0	AWAY	0- 1	1- 0	2- 1				
0- 0	0- 0	0- 0	NEUTRAL	0- 0	0- 0	0- 0				

RPI 1-25				RPI 26-50				RPI 51-100				RPI 101+ Team's RPI: 178			
RPI	S	Opponent	Score	RPI	S	Opponent	Score	RPI	S	Opponent	Score	RPI	S	Opponent	Score
2	A	UConn	35 95	30	H	Oklahoma	62 75	60	A	Temple	46 66	119	A	Memphis	65 59
2	H	UConn	30 94	49	H	Kansas St.	67 75	78	A	Saint Louis	73 82	119	H	Memphis	58 69
								80	H	Tulane	47 71	131	A	Arkansas	74 67
								98	N	Drake	80 91	132	A	UNI	59 75
												158	H	Oral Roberts	53 59
												158	H	SMU	56 54
												164	A	East Carolina	55 54
												164	H	East Carolina	81 79
												171	A	Little Rock	74 63
												177	N	George Mason	63 64
												205	H	Cincinnati	53 55
												230	H	Grambling	79 51
												240	A	Houston	79 62
												247	H	Indiana St.	63 67
												258	A	UCF	74 75
LAST 12 Division I GAMES:															
164	A	East Carolina	55 54	205	H	Cincinnati	53 55								
258	A	UCF	74 75	119	A	Memphis	65 59								
2	H	UConn	30 94	60	A	Temple	46 66								
119	H	Memphis	58 69	2	A	UConn	35 95								
240	A	Houston	79 62	158	H	SMU	56 54								
80	H	Tulane	47 71	164	H	East Carolina	81 79								

Non-Div I Games:

Tulsa

■ Loss, 
 ■ Non-Conf, 
 ■ S Site, 
 ■ H Home 
 ■ A Away 
 N Neutral

Average RPI Win:	219	WON-LOST	WINNING	LAST 10	STRENGTH OF	OPP. STRENGTH	TEAM	ADJ.	CONF.	ADJ CONF.
Average RPI Loss:	114	RECORD	PCT. RANK	GAMES	SCHEDULE	OF SCHEDULE	RPI	RPI	RPI	RPI
DIV. I ONLY	11- 11	167	4- 6	172	144	169	169	12	12	
DIV. I NON-CONF.	7- 4	110	1- 0	215	247	130	130	10	10	
TOTALS	RPI 1-25	RPI 26-50	W-L RECORDS	RPI 51-100	RPI 101-150	RPI 150+				
11- 11	0- 2	0- 1	OVERALL	1- 3	1- 2	9- 3				
7- 2	0- 0	0- 0	HOME	1- 1	1- 1	5- 0				
3- 8	0- 2	0- 0	AWAY	0- 2	0- 1	3- 3				
1- 1	0- 0	0- 1	NEUTRAL	0- 0	0- 0	1- 0				
7- 4	0- 1	0- 1	NON-CONFERENCE	0- 1	1- 1	6- 0				
5- 0	0- 0	0- 0	HOME	0- 0	1- 0	4- 0				
1- 3	0- 1	0- 0	AWAY	0- 1	0- 1	1- 0				
1- 1	0- 0	0- 1	NEUTRAL	0- 0	0- 0	1- 0				
4- 7	0- 1	0- 0	CONFERENCE	1- 2	0- 1	3- 3				
2- 2	0- 0	0- 0	HOME	1- 1	0- 1	1- 0				
2- 5	0- 1	0- 0	AWAY	0- 1	0- 0	2- 3				
0- 0	0- 0	0- 0	NEUTRAL	0- 0	0- 0	0- 0				

RPI 1-25				RPI 26-50				RPI 51-100				RPI 101+ Team's RPI: 169			
RPI	S	Opponent	Score	RPI	S	Opponent	Score	RPI	S	Opponent	Score	RPI	S	Opponent	Score
14	A	Florida St.	44 84	40	N	North Carolina St.	56 67	55	A	Auburn	71 85	110	A	Belmont	62 63
25	A	UTEP	54 62					57	H	Western Ky.	49 63	121	H	Samford	61 41
								79	A	Middle Tenn.	40 68	134	H	Marshall	61 64
								90	H	Charlotte	75 57	157	H	Old Dominion	58 55
												162	A	Fla. Atlantic	67 62
												192	H	Troy	89 67
												201	A	North Texas	51 53
												210	A	South Ala.	53 39
												228	A	UTSA	52 54
												232	N	High Point	56 46
												244	A	Rice	64 55
												306	A	FIU	61 72
												313	H	South Carolina St.	71 38
												336	H	Ark.-Pine Bluff	82 32
												347	H	Mississippi Val.	80 33
LAST 12 Division I GAMES:															
162	A	Fla. Atlantic	67 62	90	H	Charlotte	75 57	25	A	UTEP	54 62				
306	A	FIU	61 72	157	H	Old Dominion	58 55	228	A	UTSA	52 54				
134	H	Marshall	61 64					79	A	Middle Tenn.	40 68				
57	H	Western Ky.	49 63					121	H	Samford	61 41				
201	A	North Texas	51 53												
244	A	Rice	64 55												

Non-Div I Games:

UAB

■ Loss, 
■ Non-Conf, 
■ S Site, 
■ H Home 
■ A Away 
N Neutral

Average RPI Win:	252	WON-LOST	WINNING	LAST 10	STRENGTH OF	OPP. STRENGTH	TEAM	ADJ.	CONF.	ADJ CONF.
Average RPI Loss:	139	RECORD	PCT. RANK	GAMES	SCHEDULE	OF SCHEDULE	RPI	RPI	RPI	RPI
DIV. I ONLY	12- 9	128	7- 3	310	169	197	197	22	22	
DIV. I NON-CONF.	6- 6	160	1- 2	282	87	203	203	22	22	
TOTALS	RPI 1-25	RPI 26-50	W-L RECORDS	RPI 51-100	RPI 101-150	RPI 150+				
12- 9	0- 1	1- 0	OVERALL	0- 3	1- 2	10- 3				
4- 4	0- 1	0- 0	HOME	0- 0	1- 2	3- 1				
8- 3	0- 0	1- 0	AWAY	0- 2	0- 0	7- 1				
0- 2	0- 0	0- 0	NEUTRAL	0- 1	0- 0	0- 1				
6- 6	0- 1	1- 0	NON-CONFERENCE	0- 2	0- 1	5- 2				
1- 3	0- 1	0- 0	HOME	0- 0	0- 1	1- 1				
5- 1	0- 0	1- 0	AWAY	0- 1	0- 0	4- 0				
0- 2	0- 0	0- 0	NEUTRAL	0- 1	0- 0	0- 1				
6- 3	0- 0	0- 0	CONFERENCE	0- 1	1- 1	5- 1				
3- 1	0- 0	0- 0	HOME	0- 0	1- 1	2- 0				
3- 2	0- 0	0- 0	AWAY	0- 1	0- 0	3- 1				
0- 0	0- 0	0- 0	NEUTRAL	0- 0	0- 0	0- 0				

RPI 1-25			RPI 26-50			RPI 51-100			RPI 101+ Team's RPI: 197		
RPI	S	Opponent	Score	RPI	S	Opponent	Score	RPI	S	Opponent	Score
6	H	Stanford	45 74	48	A	St. Mary's (CA)	78 71	51	N	Albany (NY)	70 80
								68	A	Utah	58 88
								70	A	UC Riverside	73 80
								140	H	Pacific	53 66
								148	H	Long Beach St.	62 75
								150	H	Hawaii	60 58
								193	A	Cal Poly	75 57
								206	H	Sacramento St.	77 92
								217	A	Utah Valley	59 55
								261	A	San Diego St.	65 54
								267	A	UC Santa Barbara	59 66
								267	H	UC Santa Barbara	80 51
								281	A	Portland	72 47
								283	A	CSUN	75 52
								295	N	Florida A&M	58 61
								322	A	Portland St.	82 70
								323	H	UC Irvine	74 61
								340	A	Cal St. Fullerton	63 59
								343	H	Air Force	66 40
LAST 12 Division I GAMES:											
340	A	Cal St. Fullerton	63 59	323	H	UC Irvine	74 61				
70	A	UC Riverside	73 80	150	H	Hawaii	60 58				
267	H	UC Santa Barbara	80 51	283	A	CSUN	75 52				
148	H	Long Beach St.	62 75	217	A	Utah Valley	59 55				
193	A	Cal Poly	75 57	68	A	Utah	58 88				
267	A	UC Santa Barbara	59 66	295	N	Florida A&M	58 61				

Non-Div I Games: Cal St. Monterey Ba91 36

UC Davis

■ Loss, 
 ■ Non-Conf, 
 ■ S Site, 
 ■ Home 
 ■ A Away 
 N Neutral

Average RPI Win:	328	WON-LOST	WINNING	LAST 10	STRENGTH OF	OPP. STRENGTH	TEAM	ADJ.	CONF.	ADJ CONF.
Average RPI Loss:	162	RECORD	PCT. RANK	GAMES	SCHEDULE	OF SCHEDULE	RPI	RPI	RPI	RPI
DIV. I ONLY	3- 19	334	1- 9	276	166	323	323	22	22	
DIV. I NON-CONF.	2- 11	306	0- 3	294	72	321	321	22	22	
TOTALS	RPI 1-25	RPI 26-50	W-L RECORDS	RPI 51-100	RPI 101-150	RPI 150+				
3- 19	0- 1	0- 3	OVERALL	0- 1	0- 3	3- 11				
1- 7	0- 0	0- 1	HOME	0- 0	0- 2	1- 4				
2- 11	0- 0	0- 0	AWAY	0- 0	0- 0	2- 1				
0- 1	0- 0	0- 1	NEUTRAL	0- 0	0- 0	0- 0				
2- 11	0- 1	0- 3	NON-CONFERENCE	0- 0	0- 0	2- 7				
1- 3	0- 0	0- 1	HOME	0- 0	0- 0	1- 2				
1- 7	0- 1	0- 1	AWAY	0- 0	0- 0	1- 5				
0- 1	0- 0	0- 1	NEUTRAL	0- 0	0- 0	0- 0				
1- 8	0- 0	0- 0	CONFERENCE	0- 1	0- 3	1- 4				
0- 4	0- 0	0- 0	HOME	0- 0	0- 2	0- 2				
1- 4	0- 0	0- 0	AWAY	0- 1	0- 1	1- 2				
0- 0	0- 0	0- 0	NEUTRAL	0- 0	0- 0	0- 0				

RPI	S	Opponent	Score	RPI	S	Opponent	Score	RPI	S	Opponent	Score	RPI	S	Opponent	Score	Team's RPI: 323
9	A	UCLA	48 83	26	A	Southern California	56 75	70	A	UC Riverside	69 93	148	H	Long Beach St.	65 71	
				33	H	St. John's (NY)	63 85					150	A	Hawaii	35 59	
				46	N	Princeton	42 83					150	H	Hawaii	65 83	
												180	A	UNLV	52 72	
												193	A	Cal Poly	38 50	
												193	H	Cal Poly	54 72	
												197	A	UC Davis	61 74	
												206	A	Sacramento St.	78 126	
												209	A	San Jose St.	58 79	
												233	H	Grand Canyon	53 58	
												245	A	Loyola Marymount	50 95	
												246	A	CSU Bakersfield	39 65	
												259	H	Northern Ariz.	55 71	
												283	H	CSUN	64 83	
												312	H	Nevada	68 64	
												331	A	Southern Utah	63 58	
												340	A	Cal St. Fullerton	62 58	
LAST 12 Division I GAMES:																
193	A	Cal Poly	38 50	197	A	UC Davis	61 74									
150	A	Hawaii	35 59	193	H	Cal Poly	54 72									
283	H	CSUN	64 83	70	A	UC Riverside	69 93									
340	A	Cal St. Fullerton	62 58	246	A	CSU Bakersfield	39 65									
150	H	Hawaii	65 83	26	A	Southern California	56 75									
148	H	Long Beach St.	65 71	206	A	Sacramento St.	78 126									

Non-Div I Games: San Diego Christian78 49

UC Irvine

■ Loss, 
 ■ Non-Conf, S Site, 
 ■ Home 
 ■ Away 
 N Neutral

## UC Riverside

Through Games Of Feb. 8, 2016

Average RPI Win:	226	WON-LOST	WINNING	LAST 10	STRENGTH OF	OPP. STRENGTH	TEAM	ADJ.	CONF.	ADJ CONF.
Average RPI Loss:	48	RECORD	PCT. RANK	GAMES	SCHEDULE	OF SCHEDULE	RPI	RPI	RPI	RPI
DIV. I ONLY	15- 7	81	9- 1	121	153	70	70	22	22	
DIV. I NON-CONF.	7- 7	160	2- 2	75	63	93	93	22	22	
TOTALS	RPI 1-25	RPI 26-50	W-L RECORDS	RPI 51-100	RPI 101-150	RPI 150+				
15- 7	0- 3	0- 1	OVERALL	0- 2	3- 1	12- 0				
8- 1	0- 1	0- 0	HOME	0- 0	1- 0	7- 0				
6- 6	0- 2	0- 1	AWAY	0- 2	2- 1	4- 0				
1- 0	0- 0	0- 0	NEUTRAL	0- 0	0- 0	1- 0				
7- 7	0- 3	0- 1	NON-CONFERENCE	0- 2	1- 1	6- 0				
3- 1	0- 1	0- 0	HOME	0- 0	1- 0	2- 0				
3- 6	0- 2	0- 1	AWAY	0- 2	0- 1	3- 0				
1- 0	0- 0	0- 0	NEUTRAL	0- 0	0- 0	1- 0				
8- 0	0- 0	0- 0	CONFERENCE	0- 0	2- 0	6- 0				
5- 0	0- 0	0- 0	HOME	0- 0	0- 0	5- 0				
3- 0	0- 0	0- 0	AWAY	0- 0	2- 0	1- 0				
0- 0	0- 0	0- 0	NEUTRAL	0- 0	0- 0	0- 0				

RPI 1-25				RPI 26-50				RPI 51-100 Team's RPI: 70				RPI 101+			
RPI	S	Opponent	Score	RPI	S	Opponent	Score	RPI	S	Opponent	Score	RPI	S	Opponent	Score
7	A	Oregon St.	65 86	37	A	Washington	43 78	61	A	Oregon	81 95	120	A	San Francisco	76 88
9	H	UCLA	56 70					74	A	California	58 64	122	H	Fresno St.	86 68
25	A	UTEP	57 68									148	A	Long Beach St.	78 60
												150	A	Hawaii	77 74
												193	H	Cal Poly	93 83
												197	H	UC Davis	80 73
												199	N	Southeast Mo. St.	85 67
												233	A	Grand Canyon	85 67
												245	H	Loyola Marymount	80 62
												246	H	CSU Bakersfield	81 61
												249	A	Seattle	92 70
												261	A	San Diego St.	85 68
												267	A	UC Santa Barbara	83 53
												267	H	UC Santa Barbara	92 81
												283	H	CSUN	83 76
												323	H	UC Irvine	93 69
LAST 12 Division I GAMES:															
283	H	CSUN	83 76	267	A	UC Santa Barbara	83 53								
197	H	UC Davis	80 73	323	H	UC Irvine	93 69								
193	H	Cal Poly	93 83	233	A	Grand Canyon	85 67								
267	H	UC Santa Barbara	92 81	9	H	UCLA	56 70								
150	A	Hawaii	77 74	249	A	Seattle	92 70								
148	A	Long Beach St.	78 60	37	A	Washington	43 78								

Non-Div I Games:

UC Riverside

■ Loss, 
 ■ Non-Conf, 
 ■ S Site, 
 ■ Home 
 ■ A Away 
 N Neutral

Average RPI Win:	271	WON-LOST	WINNING	LAST 10	STRENGTH OF	OPP. STRENGTH	TEAM	ADJ.	CONF.	ADJ CONF.
Average RPI Loss:	138	RECORD	PCT. RANK	GAMES	SCHEDULE	OF SCHEDULE	RPI	RPI	RPI	RPI
DIV. I ONLY	7- 15	265	6- 4	192	231	267	267	22	22	
DIV. I NON-CONF.	2- 11	306	1- 1	180	220	304	304	22	22	
TOTALS	RPI 1-25	RPI 26-50	W-L RECORDS	RPI 51-100	RPI 101-150	RPI 150+				
7- 15	0- 0	0- 0	OVERALL	0- 6	0- 4	7- 5				
5- 5	0- 0	0- 0	HOME	0- 2	0- 1	5- 2				
2- 10	0- 0	0- 0	AWAY	0- 4	0- 3	2- 3				
0- 0	0- 0	0- 0	NEUTRAL	0- 0	0- 0	0- 0				
2- 11	0- 0	0- 0	NON-CONFERENCE	0- 4	0- 3	2- 4				
2- 3	0- 0	0- 0	HOME	0- 1	0- 0	2- 2				
0- 8	0- 0	0- 0	AWAY	0- 3	0- 3	0- 2				
0- 0	0- 0	0- 0	NEUTRAL	0- 0	0- 0	0- 0				
5- 4	0- 0	0- 0	CONFERENCE	0- 2	0- 1	5- 1				
3- 2	0- 0	0- 0	HOME	0- 1	0- 1	3- 0				
2- 2	0- 0	0- 0	AWAY	0- 1	0- 0	2- 1				
0- 0	0- 0	0- 0	NEUTRAL	0- 0	0- 0	0- 0				

RPI S	Opponent	Score	RPI S	Opponent	Score	RPI S	Opponent	Score	RPI S	Opponent	Score	Team's RPI: 267
						61	A Oregon	51 79	116	A LSU	50 68	
						66	A Santa Clara	48 66	125	A La.-Lafayette	42 61	
						66	H Santa Clara	37 48	136	A Idaho	42 64	
						67	A Washington St.	44 61	150	H Hawaii	62 63	
						70	A UC Riverside	81 92	182	H UTRGV	60 62	
						70	H UC Riverside	53 83	193	H Cal Poly	78 67	
									197	A UC Davis	51 80	
									197	H UC Davis	66 59	
									245	H Loyola Marymount	63 70	
									246	H CSU Bakersfield	61 60	
									252	A Wyoming	67 76	
									268	A Pepperdine	69 71	
									283	A CSUN	65 49	
									296	H Morehead St.	93 78	
									340	A Cal St. Fullerton	65 47	
									340	H Cal St. Fullerton	79 49	
LAST 12 Division I GAMES:												
150	H Hawaii	62 63	340	A Cal St. Fullerton	65 47							
340	H Cal St. Fullerton	79 49	70	H UC Riverside	53 83							
197	A UC Davis	51 80	193	H Cal Poly	78 67							
70	A UC Riverside	81 92	296	H Morehead St.	93 78							
197	H UC Davis	66 59	66	A Santa Clara	48 66							
283	A CSUN	65 49	125	A La.-Lafayette	42 61							

Non-Div I Games: La Verne 89 41

UC Santa Barbara

■ Loss, 
 ■ Non-Conf, 
 ■ S Site, 
 ■ H Home 
 ■ A Away 
 N Neutral

Average RPI Win:	239	WON-LOST	WINNING	LAST 10	STRENGTH OF	OPP. STRENGTH	TEAM	ADJ.	CONF.	ADJ CONF.
Average RPI Loss:	114	RECORD	PCT. RANK	GAMES	SCHEDULE	OF SCHEDULE	RPI	RPI	RPI	RPI
DIV. I ONLY	5- 18	305	2- 8	135	82	258	258	8	8	
DIV. I NON-CONF.	3- 8	258	0- 0	151	151	252	252	7	7	
TOTALS	RPI 1-25	RPI 26-50	W-L RECORDS	RPI 51-100	RPI 101-150	RPI 150+				
5- 18	0- 3	0- 3	OVERALL	0- 2	0- 3	5- 7				
3- 8	0- 1	0- 2	HOME	0- 1	0- 1	3- 3				
2- 9	0- 1	0- 1	AWAY	0- 1	0- 2	2- 4				
0- 1	0- 1	0- 0	NEUTRAL	0- 0	0- 0	0- 0				
3- 8	0- 2	0- 1	NON-CONFERENCE	0- 0	0- 2	3- 3				
2- 4	0- 1	0- 1	HOME	0- 0	0- 1	2- 1				
1- 3	0- 0	0- 0	AWAY	0- 0	0- 1	1- 2				
0- 1	0- 1	0- 0	NEUTRAL	0- 0	0- 0	0- 0				
2- 10	0- 1	0- 2	CONFERENCE	0- 2	0- 1	2- 4				
1- 4	0- 0	0- 1	HOME	0- 1	0- 0	1- 2				
1- 6	0- 1	0- 1	AWAY	0- 1	0- 1	1- 2				
0- 0	0- 0	0- 0	NEUTRAL	0- 0	0- 0	0- 0				

RPI	S	Opponent	Score	RPI	S	Opponent	Score	RPI	S	Opponent	Score	RPI	S	Opponent	Score	Team's RPI: 258
2	A	UConn	51 106	33	H	St. John's (NY)	42 70	60	H	Temple	63 71	107	A	Akron	54 74	
16	H	Oklahoma St.	55 74	43	A	South Fla.	63 108	80	A	Tulane	54 75	119	A	Memphis	59 75	
21	N	Florida	79 93	43	H	South Fla.	49 88					133	H	Buffalo	60 66	
												158	A	SMU	50 65	
												164	H	East Carolina	56 71	
												178	H	Tulsa	75 74	
												179	A	Stetson	68 83	
												190	H	Butler	63 71	
												205	A	Cincinnati	80 60	
												205	H	Cincinnati	50 68	
												210	A	South Ala.	77 36	
												240	A	Houston	55 64	
												264	A	Omaha	60 75	
												295	H	Florida A&M	93 55	
												306	H	FIU	89 72	
LAST 12 Division I GAMES:																
158	A	SMU	50 65	205	A	Cincinnati	80 60									
240	A	Houston	55 64	60	H	Temple	63 71									
178	H	Tulsa	75 74	80	A	Tulane	54 75									
119	A	Memphis	59 75	164	H	East Carolina	56 71									
43	H	South Fla.	49 88	43	A	South Fla.	63 108									
2	A	UConn	51 106	205	H	Cincinnati	50 68									

Non-Div I Games:

UCF

■ Loss, 
 ■ Non-Conf, 
 ■ S Site, 
 ■ Home 
 ■ A Away 
 N Neutral

Average RPI Win: 104		WON-LOST	WINNING	LAST 10	STRENGTH OF	OPP. STRENGTH	TEAM	ADJ.	CONF.	ADJ CONF.
Average RPI Loss: 25		RECORD	PCT. RANK	GAMES	SCHEDULE	OF SCHEDULE	RPI	RPI	RPI	RPI
DIV. I ONLY		17- 6	52	7- 3	8	2	9	9	1	1
DIV. I NON-CONF.		8- 2	51	0- 0	20	22	13	13	1	1
TOTALS		RPI 1-25	RPI 26-50		W-L RECORDS		RPI 51-100	RPI 101-150	RPI 150+	
17- 6	2- 3	2- 2		OVERALL		7- 1	1- 0	5- 0		
9- 1	2- 1	2- 0		HOME		3- 0	0- 0	2- 0		
7- 4	0- 0	0- 0		AWAY		4- 0	1- 0	2- 0		
1- 1	0- 1	0- 0		NEUTRAL		0- 0	0- 0	1- 0		
8- 2	0- 2	1- 0		NON-CONFERENCE		3- 0	0- 0	4- 0		
4- 1	0- 1	1- 0		HOME		1- 0	0- 0	2- 0		
3- 0	0- 0	0- 0		AWAY		2- 0	0- 0	1- 0		
1- 1	0- 1	0- 0		NEUTRAL		0- 0	0- 0	1- 0		
9- 4	2- 1	1- 2		CONFERENCE		4- 1	1- 0	1- 0		
5- 0	2- 0	1- 0		HOME		2- 0	0- 0	0- 0		
4- 4	0- 1	0- 2		AWAY		2- 1	1- 0	1- 0		
0- 0	0- 0	0- 0		NEUTRAL		0- 0	0- 0	0- 0		

RPI	S	Opponent	Score	RPI	S	Opponent	Score	RPI	S	Opponent	Score	RPI	S	Opponent	Score
1	N	Notre Dame	84 92	26	A	Southern California	68 71	53	H	James Madison	90 61	104	A	Arizona	73 39
3	H	South Carolina	65 68	26	H	Southern California	78 73	61	H	Oregon	80 69	166	N	Louisiana Tech	68 57
6	H	Stanford	56 36	33	H	St. John's (NY)	73 58	67	A	Washington St.	75 73	181	A	Colorado	82 64
7	H	Oregon St.	71 51	37	A	Washington	56 64	68	A	Utah	69 63	206	A	Sacramento St.	109 76
10	A	Arizona St.	61 65					70	A	UC Riverside	70 56	246	H	CSU Bakersfield	82 68
								74	A	California	104 108	323	H	UC Irvine	83 48
								74	H	California	75 56				
								76	A	Michigan	86 77				
LAST 12 Division I GAMES:															
104	A	Arizona	73 39	67	A	Washington St.	75 73								
10	A	Arizona St.	61 65	37	A	Washington	56 64								
68	A	Utah	69 63	26	A	Southern California	68 71								
181	A	Colorado	82 64	7	H	Oregon St.	71 51								
6	H	Stanford	56 36	61	H	Oregon	80 69								
74	H	California	75 56	26	H	Southern California	78 73								

Non-Div I Games:

UCLA

■ Loss, 
 ■ Non-Conf, 
 ■ S Site, 
 ■ Home 
 ■ A Away 
 N Neutral



Average RPI Win:	107	WON-LOST	WINNING	LAST 10	STRENGTH OF	OPP. STRENGTH	TEAM	ADJ.	CONF.	ADJ CONF.
Average RPI Loss:	0	RECORD	PCT. RANK	GAMES	SCHEDULE	OF SCHEDULE	RPI	RPI	RPI	RPI
DIV. I ONLY	23- 0	1	10- 0	26	17	2	2	8	8	
DIV. I NON-CONF.	11- 0	1	1- 0	1	1	1	1	7	7	
TOTALS	RPI 1-25	RPI 26-50	W-L RECORDS	RPI 51-100	RPI 101-150	RPI 150+				
23- 0	6- 0	2- 0	OVERALL	4- 0	3- 0	8- 0				
9- 0	1- 0	1- 0	HOME	2- 0	2- 0	3- 0				
12- 0	3- 0	1- 0	AWAY	2- 0	1- 0	5- 0				
2- 0	2- 0	0- 0	NEUTRAL	0- 0	0- 0	0- 0				
11- 0	6- 0	1- 0	NON-CONFERENCE	2- 0	1- 0	1- 0				
4- 0	1- 0	1- 0	HOME	1- 0	1- 0	0- 0				
5- 0	3- 0	0- 0	AWAY	1- 0	0- 0	1- 0				
2- 0	2- 0	0- 0	NEUTRAL	0- 0	0- 0	0- 0				
12- 0	0- 0	1- 0	CONFERENCE	2- 0	2- 0	7- 0				
5- 0	0- 0	0- 0	HOME	1- 0	1- 0	3- 0				
7- 0	0- 0	1- 0	AWAY	1- 0	1- 0	4- 0				
0- 0	0- 0	0- 0	NEUTRAL	0- 0	0- 0	0- 0				

RPI	S	Opponent	Score	RPI	S	Opponent	Score	RPI	S	Opponent	Score	RPI	S	Opponent	Score
1	H	Notre Dame	91 81	43	A	South Fla.	75 59	56	A	Chattanooga	79 31	116	H	LSU	86 40
3	A	South Carolina	66 54	49	H	Kansas St.	97 57	60	H	Temple	104 49	119	A	Memphis	86 46
5	A	Ohio St.	100 56					73	H	Nebraska	88 46	119	H	Memphis	83 40
11	N	Maryland	83 73					80	A	Tulane	96 38	158	A	SMU	90 37
14	N	Florida St.	73 49									164	H	East Carolina	92 46
19	A	DePaul	86 70									178	A	Tulsa	94 30
												178	H	Tulsa	95 35
												205	A	Cincinnati	107 45
												240	A	Houston	76 37
												258	H	UCF	106 51
												308	A	Colgate	94 50
LAST 12 Division I GAMES:															
3	A	South Carolina	66 54	258	H	UCF	106 51	60	H	Temple	104 49				
164	H	East Carolina	92 46					119	A	Memphis	86 46				
80	A	Tulane	96 38					43	A	South Fla.	75 59				
119	H	Memphis	83 40					240	A	Houston	76 37				
178	A	Tulsa	94 30					178	H	Tulsa	95 35				
158	A	SMU	90 37												

Non-Div I Games:

UConn

■ Loss, 
 ■ Non-Conf, S Site, 
 ■ Home 
 ■ Away 
 N Neutral

Average RPI Win:	258	WON-LOST	WINNING	LAST 10	STRENGTH OF	OPP. STRENGTH	TEAM	ADJ.	CONF.	ADJ CONF.
Average RPI Loss:	127	RECORD	PCT. RANK	GAMES	SCHEDULE	OF SCHEDULE	RPI	RPI	RPI	RPI
DIV. I ONLY	13- 10	139	4- 6	263	197	186	186	15	15	
DIV. I NON-CONF.	9- 4	96	1- 1	325	197	187	187	18	18	
TOTALS	RPI 1-25	RPI 26-50	W-L RECORDS	RPI 51-100	RPI 101-150	RPI 150+				
13- 10	0- 0	0- 1	OVERALL	0- 5	1- 1	12- 3				
6- 5	0- 0	0- 1	HOME	0- 2	1- 1	5- 1				
6- 5	0- 0	0- 0	AWAY	0- 3	0- 0	6- 2				
1- 0	0- 0	0- 0	NEUTRAL	0- 0	0- 0	1- 0				
9- 4	0- 0	0- 1	NON-CONFERENCE	0- 1	1- 0	8- 2				
4- 2	0- 0	0- 1	HOME	0- 0	1- 0	3- 1				
4- 2	0- 0	0- 0	AWAY	0- 1	0- 0	4- 1				
1- 0	0- 0	0- 0	NEUTRAL	0- 0	0- 0	1- 0				
4- 6	0- 0	0- 0	CONFERENCE	0- 4	0- 1	4- 1				
2- 3	0- 0	0- 0	HOME	0- 2	0- 1	2- 0				
2- 3	0- 0	0- 0	AWAY	0- 2	0- 0	2- 1				
0- 0	0- 0	0- 0	NEUTRAL	0- 0	0- 0	0- 0				

RPI S	Opponent	Score	RPI S	Opponent	Score	RPI S	Opponent	Score	RPI S	Opponent	Score	Team's RPI: 186
44	H Penn	46 81	51	A Albany (NY)	39 63	102	H Bucknell	65 52				
			51	H Albany (NY)	42 77	112	H Stony Brook	60 69				
			88	A Maine	55 65	212	H Binghamton	62 51				
			88	H Maine	38 72	215	A Morgan St.	65 46				
			96	A Saint Joseph's	45 104	221	A Hartford	57 65				
						229	H Columbia	68 70				
						253	A Coppin St.	68 61				
						254	H American	47 46				
						255	A Loyola Maryland	52 46				
						265	A New Hampshire	65 55				
						278	H La Salle	60 29				
						287	H Vermont	85 48				
						290	A Towson	51 61				
						299	H Rider	58 53				
						299	N Rider	67 58				
						316	A UMass Lowell	68 44				
						320	A UMES	55 52				
LAST 12 Division I GAMES:												
88	H Maine	38 72	112	H Stony Brook	60 69							
51	A Albany (NY)	39 63	88	A Maine	55 65							
265	A New Hampshire	65 55	51	H Albany (NY)	42 77							
212	H Binghamton	62 51	287	H Vermont	85 48							
221	A Hartford	57 65	299	N Rider	67 58							
316	A UMass Lowell	68 44	96	A Saint Joseph's	45 104							

Non-Div I Games:

UMBC

■ Loss, 
 ■ Non-Conf, 
 ■ S Site, 
 ■ H Home 
 ■ A Away 
 N Neutral

Average RPI Win:	279	WON-LOST	WINNING	LAST 10	STRENGTH OF	OPP. STRENGTH	TEAM	ADJ.	CONF.	ADJ CONF.
Average RPI Loss:	197	RECORD	PCT. RANK	GAMES	SCHEDULE	OF SCHEDULE	RPI	RPI	RPI	RPI
DIV. I ONLY	5- 16	292	3- 7	274	317	320	320	30	30	
DIV. I NON-CONF.	1- 10	330	0- 4	78	274	288	288	30	30	
TOTALS	RPI 1-25	RPI 26-50	W-L RECORDS	RPI 51-100	RPI 101-150	RPI 150+				
5- 16	0- 2	0- 0	OVERALL	0- 1	0- 2	5- 11				
3- 8	0- 1	0- 0	HOME	0- 0	0- 1	3- 6				
2- 8	0- 1	0- 0	AWAY	0- 1	0- 1	2- 5				
0- 0	0- 0	0- 0	NEUTRAL	0- 0	0- 0	0- 0				
1- 10	0- 2	0- 0	NON-CONFERENCE	0- 1	0- 2	1- 5				
1- 5	0- 1	0- 0	HOME	0- 0	0- 1	1- 3				
0- 5	0- 1	0- 0	AWAY	0- 1	0- 1	0- 2				
0- 0	0- 0	0- 0	NEUTRAL	0- 0	0- 0	0- 0				
4- 6	0- 0	0- 0	CONFERENCE	0- 0	0- 0	4- 6				
2- 3	0- 0	0- 0	HOME	0- 0	0- 0	2- 3				
2- 3	0- 0	0- 0	AWAY	0- 0	0- 0	2- 3				
0- 0	0- 0	0- 0	NEUTRAL	0- 0	0- 0	0- 0				

RPI 1-25				RPI 26-50				RPI 51-100				RPI 101+ Team's RPI: 320			
RPI	S	Opponent	Score	RPI	S	Opponent	Score	RPI	S	Opponent	Score	RPI	S	Opponent	Score
11	H	Maryland	30 106					97	A	VCU	39 63	105	H	Georgetown	60 71
24	A	Duquesne	59 95									135	A	Xavier	56 61
												157	H	Old Dominion	52 69
												167	H	Hampton	55 76
												186	H	UMBC	52 55
												195	A	Northeastern	49 60
												215	H	Morgan St.	69 77
												235	H	USC Upstate	78 59
												248	H	Bethune-Cookman	76 71
												253	A	Coppin St.	54 61
												274	A	N.C. A&T	56 50
												286	A	UNCG	51 71
												293	A	Savannah St.	42 60
												313	A	South Carolina St.	63 56
												327	H	Howard	62 59
												337	H	Mt. St. Mary's	50 57
												346	H	Norfolk St.	63 74
												349	A	N.C. Central	46 49
LAST 12 Division I GAMES:															
346	H	Norfolk St.	63 74	293	A	Savannah St.	42 60								
167	H	Hampton	55 76	215	H	Morgan St.	69 77								
327	H	Howard	62 59	286	A	UNCG	51 71								
253	A	Coppin St.	54 61	157	H	Old Dominion	52 69								
248	H	Bethune-Cookman	76 71	11	H	Maryland	30 106								
313	A	South Carolina St.	63 56	186	H	UMBC	52 55								

Non-Div I Games: Cheyney 76 46

UMES

■ Loss, 
 ■ Non-Conf, 
 ■ S Site, 
 ■ H Home 
 ■ A Away 
 N Neutral

Average RPI Win:	240	WON-LOST	WINNING	LAST 10	STRENGTH OF	OPP. STRENGTH	TEAM	ADJ.	CONF.	ADJ CONF.
Average RPI Loss:	217	RECORD	PCT. RANK	GAMES	SCHEDULE	OF SCHEDULE	RPI	RPI	RPI	RPI
DIV. I ONLY	6- 14	275	4- 6	332	235	307	307	25	25	
DIV. I NON-CONF.	3- 8	258	1- 2	327	214	315	315	25	25	
TOTALS	RPI 1-25	RPI 26-50	W-L RECORDS	RPI 51-100	RPI 101-150	RPI 150+				
6- 14	0- 0	0- 0	OVERALL	0- 1	0- 1	6- 12				
2- 6	0- 0	0- 0	HOME	0- 0	0- 1	2- 5				
4- 8	0- 0	0- 0	AWAY	0- 1	0- 0	4- 7				
0- 0	0- 0	0- 0	NEUTRAL	0- 0	0- 0	0- 0				
3- 8	0- 0	0- 0	NON-CONFERENCE	0- 1	0- 0	3- 7				
1- 3	0- 0	0- 0	HOME	0- 0	0- 0	1- 3				
2- 5	0- 0	0- 0	AWAY	0- 1	0- 0	2- 4				
0- 0	0- 0	0- 0	NEUTRAL	0- 0	0- 0	0- 0				
3- 6	0- 0	0- 0	CONFERENCE	0- 0	0- 1	3- 5				
1- 3	0- 0	0- 0	HOME	0- 0	0- 1	1- 2				
2- 3	0- 0	0- 0	AWAY	0- 0	0- 0	2- 3				
0- 0	0- 0	0- 0	NEUTRAL	0- 0	0- 0	0- 0				

RPI 1-25			RPI 26-50			RPI 51-100			RPI 101+			Team's RPI: 307
RPI	S	Opponent	Score	RPI	S	Opponent	Score	RPI	S	Opponent	Score	
						85 A Northwestern	38 80			103 H New Mexico St.	62 68	
										151 H SIUE	58 63	
										175 A Milwaukee	48 70	
										182 H UTRGV	53 62	
										191 A Kansas	47 44	
										199 A Southeast Mo. St.	65 78	
										215 A Morgan St.	59 50	
										217 A Utah Valley	71 79	
										233 A Grand Canyon	63 57	
										246 A CSU Bakersfield	56 40	
										246 H CSU Bakersfield	68 78	
										247 H Indiana St.	47 77	
										249 A Seattle	63 69	
										249 H Seattle	64 43	
										264 A Omaha	42 57	
										290 A Towson	47 70	
										297 H North Florida	55 62	
										305 H Denver	68 58	
										339 A Chicago St.	72 77	
LAST 12 Division I GAMES:												
249	H	Seattle	64 43	103	H	New Mexico St.	62 68					
246	H	CSU Bakersfield	68 78	246	A	CSU Bakersfield	56 40					
339	A	Chicago St.	72 77	249	A	Seattle	63 69					
233	A	Grand Canyon	63 57	215	A	Morgan St.	59 50					
217	A	Utah Valley	71 79	290	A	Towson	47 70					
182	H	UTRGV	53 62	85	A	Northwestern	38 80					

Non-Div I Games: Stephens College 76 46 Bethany (KS) 64 51

UMKC

Loss, Non-Conf, S Site, H Home A Away N Neutral

Average RPI Win:	304	WON-LOST	WINNING	LAST 10	STRENGTH OF	OPP. STRENGTH	TEAM	ADJ.	CONF.	ADJ CONF.
Average RPI Loss:	177	RECORD	PCT. RANK	GAMES	SCHEDULE	OF SCHEDULE	RPI	RPI	RPI	RPI
DIV. I ONLY	4- 19	320	1- 9	239	256	316	316	15	15	
DIV. I NON-CONF.	3- 9	272	0- 1	266	299	294	294	18	18	
TOTALS	RPI 1-25	RPI 26-50	W-L RECORDS	RPI 51-100	RPI 101-150	RPI 150+				
4- 19	0- 1	0- 1	OVERALL	0- 3	0- 2	4- 12				
2- 8	0- 0	0- 0	HOME	0- 1	0- 1	2- 6				
2- 11	0- 0	0- 0	AWAY	0- 0	0- 0	2- 0				
0- 0	0- 0	0- 0	NEUTRAL	0- 0	0- 0	0- 0				
3- 9	0- 1	0- 1	NON-CONFERENCE	0- 1	0- 0	3- 6				
2- 2	0- 0	0- 0	HOME	0- 0	0- 0	2- 2				
1- 7	0- 1	0- 1	AWAY	0- 1	0- 0	1- 4				
0- 0	0- 0	0- 0	NEUTRAL	0- 0	0- 0	0- 0				
1- 10	0- 0	0- 0	CONFERENCE	0- 2	0- 2	1- 6				
0- 6	0- 0	0- 0	HOME	0- 1	0- 1	0- 4				
1- 4	0- 0	0- 0	AWAY	0- 1	0- 1	1- 2				
0- 0	0- 0	0- 0	NEUTRAL	0- 0	0- 0	0- 0				

RPI 1-25				RPI 26-50				RPI 51-100				RPI 101+ Team's RPI: 316			
RPI	S	Opponent	Score	RPI	S	Opponent	Score	RPI	S	Opponent	Score	RPI	S	Opponent	Score
11	A	Maryland	53 102	38	A	Miami (FL)	53 84	51	H	Albany (NY)	55 85	112	A	Stony Brook	46 60
								88	A	Maine	44 74	112	H	Stony Brook	50 64
								100	A	Boston College	55 66	186	H	UMBC	44 68
												196	A	Rhode Island	64 72
												211	H	Bryant	64 83
												212	H	Binghamton	70 75
												221	A	Hartford	59 72
												221	H	Hartford	70 75
												229	H	Columbia	57 67
												239	A	Massachusetts	58 84
												265	A	New Hampshire	61 65
												271	H	Holy Cross	75 67
												276	A	Central Conn. St.	53 64
												287	A	Vermont	68 66
												287	H	Vermont	51 59
												306	A	FIU	68 71
												311	A	Fairleigh Dickinson	78 67
												348	H	Boston U.	70 57
LAST 12 Division I GAMES:															
287	A	Vermont	68 66	287	H	Vermont	51 59	186	H	UMBC	44 68	88	A	Maine	44 74
112	A	Stony Brook	46 60	112	H	Stony Brook	50 64	221	A	Hartford	59 72	239	A	Massachusetts	58 84
221	H	Hartford	70 75	51	H	Albany (NY)	55 85	221	A	Hartford	59 72				
51	H	Albany (NY)	55 85	212	H	Binghamton	70 75								
212	H	Binghamton	70 75	265	A	New Hampshire	61 65								

Non-Div I Games:

UMass Lowell

■ Loss, 
 ■ Non-Conf, 
 ■ S Site, 
 ■ H Home 
 ■ A Away 
 N Neutral

## UNC Asheville

Through Games Of Feb. 8, 2016

Average RPI Win:	272	WON-LOST	WINNING	LAST 10	STRENGTH OF	OPP. STRENGTH	TEAM	ADJ.	CONF.	ADJ CONF.
Average RPI Loss:	177	RECORD	PCT. RANK	GAMES	SCHEDULE	OF SCHEDULE	RPI	RPI	RPI	RPI
DIV. I ONLY	16- 4	34	8- 2	338	291	143	143	26	26	
DIV. I NON-CONF.	5- 2	86	0- 1	342	266	185	185	28	28	
TOTALS	RPI 1-25	RPI 26-50	W-L RECORDS	RPI 51-100	RPI 101-150	RPI 150+				
16- 4	0- 0	0- 0	OVERALL	0- 0	0- 2	16- 2				
7- 1	0- 0	0- 0	HOME	0- 0	0- 0	7- 1				
9- 3	0- 0	0- 0	AWAY	0- 0	0- 0	9- 0				
0- 0	0- 0	0- 0	NEUTRAL	0- 0	0- 0	0- 0				
5- 2	0- 0	0- 0	NON-CONFERENCE	0- 0	0- 1	5- 1				
3- 0	0- 0	0- 0	HOME	0- 0	0- 0	3- 0				
2- 2	0- 0	0- 0	AWAY	0- 0	0- 1	2- 1				
0- 0	0- 0	0- 0	NEUTRAL	0- 0	0- 0	0- 0				
11- 2	0- 0	0- 0	CONFERENCE	0- 0	0- 1	11- 1				
4- 1	0- 0	0- 0	HOME	0- 0	0- 0	4- 1				
7- 1	0- 0	0- 0	AWAY	0- 0	0- 1	7- 0				
0- 0	0- 0	0- 0	NEUTRAL	0- 0	0- 0	0- 0				

RPI 1-25			RPI 26-50			RPI 51-100			RPI 101+ Team's RPI: 143		
RPI	S	Opponent	Score	RPI	S	Opponent	Score	RPI	S	Opponent	Score
								101	A	Liberty	53 71
								147	A	ETSU	68 74
								216	H	Furman	84 71
								222	A	Presbyterian	72 63
								222	H	Presbyterian	68 59
								223	H	Gardner-Webb	56 58
								226	A	Radford	54 46
								232	A	High Point	82 81
								235	H	USC Upstate	68 59
								237	A	Clemson	49 67
								280	A	Campbell	72 58
								286	H	UNCG	95 52
								294	A	Charleston So.	58 50
								298	A	Western Caro.	67 45
								300	A	Coastal Caro.	63 52
								300	H	Coastal Caro.	77 69
								302	A	Wofford	70 63
								309	A	Winthrop	67 59
								309	H	Winthrop	63 55
								317	H	Longwood	81 42
LAST 12 Division I GAMES:											
300	H	Coastal Caro.	77 69	317	H	Longwood	81 42				
309	A	Winthrop	67 59	294	A	Charleston So.	58 50				
226	A	Radford	54 46	101	A	Liberty	53 71				
222	H	Presbyterian	68 59	280	A	Campbell	72 58				
232	A	High Point	82 81	309	H	Winthrop	63 55				
223	H	Gardner-Webb	56 58	237	A	Clemson	49 67				

Non-Div I Games: Montreat 89 41 Warren Wilson 108 47

UNC Asheville

Loss, Non-Conf, S Site, H Home A Away N Neutral

Average RPI Win:	309	WON-LOST	WINNING	LAST 10	STRENGTH OF	OPP. STRENGTH	TEAM	ADJ.	CONF.	ADJ CONF.
Average RPI Loss:	165	RECORD	PCT. RANK	GAMES	SCHEDULE	OF SCHEDULE	RPI	RPI	RPI	RPI
DIV. I ONLY	6- 15	281	1- 9	223	296	286	286	17	17	
DIV. I NON-CONF.	6- 6	160	3- 0	269	342	214	214	16	16	
TOTALS	RPI 1-25	RPI 26-50	W-L RECORDS	RPI 51-100	RPI 101-150	RPI 150+				
6- 15	0- 1	0- 0	OVERALL	0- 2	0- 6	6- 6				
4- 5	0- 0	0- 0	HOME	0- 0	0- 2	4- 3				
1- 10	0- 1	0- 0	AWAY	0- 2	0- 4	1- 3				
1- 0	0- 0	0- 0	NEUTRAL	0- 0	0- 0	1- 0				
6- 6	0- 1	0- 0	NON-CONFERENCE	0- 1	0- 1	6- 3				
4- 1	0- 0	0- 0	HOME	0- 0	0- 0	4- 1				
1- 5	0- 1	0- 0	AWAY	0- 1	0- 1	1- 2				
1- 0	0- 0	0- 0	NEUTRAL	0- 0	0- 0	1- 0				
0- 9	0- 0	0- 0	CONFERENCE	0- 1	0- 5	0- 3				
0- 4	0- 0	0- 0	HOME	0- 0	0- 2	0- 2				
0- 5	0- 0	0- 0	AWAY	0- 1	0- 3	0- 1				
0- 0	0- 0	0- 0	NEUTRAL	0- 0	0- 0	0- 0				

RPI 1-25				RPI 26-50				RPI 51-100				RPI 101+ Team's RPI: 286			
RPI	S	Opponent	Score	RPI	S	Opponent	Score	RPI	S	Opponent	Score	RPI	S	Opponent	Score
3	A	South Carolina	44 92					56	A	Chattanooga	61 72	121	A	Samford	49 80
								80	A	Tulane	53 74	121	H	Samford	52 57
												126	A	Mercer	47 81
												126	H	Mercer	78 86
												143	A	UNC Asheville	52 95
												147	A	ETSU	73 89
												216	H	Furman	59 75
												223	A	Gardner-Webb	57 59
												232	H	High Point	82 72
												235	A	USC Upstate	61 84
												284	H	Tennessee Tech	64 73
												298	A	Western Caro.	72 84
												301	N	Cleveland St.	55 51
												302	H	Wofford	56 58
												317	H	Longwood	81 60
												320	H	UMES	71 51
												335	A	New Orleans	81 79
												349	H	N.C. Central	103 56
LAST 12 Division I GAMES:															
126	A	Mercer	47 81	147	A	ETSU	73 89								
121	A	Samford	49 80	121	H	Samford	52 57								
298	A	Western Caro.	72 84	126	H	Mercer	78 86								
216	H	Furman	59 75	349	H	N.C. Central	103 56								
302	H	Wofford	56 58	320	H	UMES	71 51								
56	A	Chattanooga	61 72	301	N	Cleveland St.	55 51								

Non-Div I Games: Barton 82 55 Pfeiffer 71 52 Francis Marion 63 66

UNCG

Loss, Non-Conf, S Site, H Home A Away N Neutral

Average RPI Win:	265	WON-LOST	WINNING	LAST 10	STRENGTH OF	OPP. STRENGTH	TEAM	ADJ.	CONF.	ADJ CONF.
Average RPI Loss:	113	RECORD	PCT. RANK	GAMES	SCHEDULE	OF SCHEDULE	RPI	RPI	RPI	RPI
DIV. I ONLY	6- 15	281	3- 7	139	177	241	241	13	13	
DIV. I NON-CONF.	3- 7	248	0- 1	169	185	231	231	12	12	
TOTALS	RPI 1-25	RPI 26-50	W-L RECORDS	RPI 51-100	RPI 101-150	RPI 150+				
6- 15	0- 0	0- 2	OVERALL	0- 7	0- 0	6- 6				
3- 8	0- 0	0- 1	HOME	0- 4	0- 0	3- 3				
3- 7	0- 0	0- 1	AWAY	0- 3	0- 0	3- 3				
0- 0	0- 0	0- 0	NEUTRAL	0- 0	0- 0	0- 0				
3- 7	0- 0	0- 2	NON-CONFERENCE	0- 2	0- 0	3- 3				
1- 4	0- 0	0- 1	HOME	0- 1	0- 0	1- 2				
2- 3	0- 0	0- 1	AWAY	0- 1	0- 0	2- 1				
0- 0	0- 0	0- 0	NEUTRAL	0- 0	0- 0	0- 0				
3- 8	0- 0	0- 0	CONFERENCE	0- 5	0- 0	3- 3				
2- 4	0- 0	0- 0	HOME	0- 3	0- 0	2- 1				
1- 4	0- 0	0- 0	AWAY	0- 2	0- 0	1- 2				
0- 0	0- 0	0- 0	NEUTRAL	0- 0	0- 0	0- 0				

RPI S	Opponent	Score	RPI S	Opponent	Score	RPI S	Opponent	Score	RPI S	Opponent	Score	Team's RPI: 241
31	H Ohio	59 75	53	A James Madison	40 60	165	H Davidson	50 77				
39	A Duke	56 78	56	H Chattanooga	33 61	168	H Jacksonville	51 49				
			71	A Elon	53 70	174	H Col. of Charleston	53 64				
			71	H Elon	60 67	179	H Stetson	49 52				
			77	H Hofstra	64 68	194	A Delaware	59 67				
			83	H Drexel	57 71	198	A William & Mary	65 77				
			97	A VCU	45 58	198	H William & Mary	59 44				
						204	A Richmond	53 63				
						290	A Towson	52 49				
						290	H Towson	53 51				
						297	A North Florida	63 47				
						346	A Norfolk St.	61 57				
LAST 12 Division I GAMES:												
198	H William & Mary	59 44	174	H Col. of Charleston	53 64							
83	H Drexel	57 71	77	H Hofstra	64 68							
53	A James Madison	40 60	290	A Towson	52 49							
290	H Towson	53 51	194	A Delaware	59 67							
71	A Elon	53 70	71	H Elon	60 67							
198	A William & Mary	65 77	39	A Duke	56 78							

Non-Div I Games: UNC Pembroke 68 43

UNCW

■ Loss, 
 ■ Non-Conf, 
 ■ S Site, 
 ■ Home 
 ■ Away 
 N Neutral



U  
N  
IU  
N  
I

UNI

Page 313

Average RPI Win:	270	WON-LOST	WINNING	LAST 10	STRENGTH OF	OPP. STRENGTH	TEAM	ADJ.	CONF.	ADJ CONF.
Average RPI Loss:	102	RECORD	PCT. RANK	GAMES	SCHEDULE	OF SCHEDULE	RPI	RPI	RPI	RPI
DIV. I ONLY	12- 9	128	6- 4	238	208	180	180	19	19	
DIV. I NON-CONF.	6- 4	125	0- 1	264	198	174	174	20	20	
TOTALS	RPI 1-25	RPI 26-50	W-L RECORDS	RPI 51-100	RPI 101-150	RPI 150+				
12- 9	0- 1	0- 1	OVERALL	0- 2	0- 4	12- 1				
8- 3	0- 0	0- 0	HOME	0- 2	0- 1	8- 0				
4- 5	0- 0	0- 1	AWAY	0- 0	0- 3	4- 1				
0- 1	0- 1	0- 0	NEUTRAL	0- 0	0- 0	0- 0				
6- 4	0- 1	0- 1	NON-CONFERENCE	0- 1	0- 1	6- 0				
4- 1	0- 0	0- 0	HOME	0- 1	0- 0	4- 0				
2- 2	0- 0	0- 1	AWAY	0- 0	0- 1	2- 0				
0- 1	0- 1	0- 0	NEUTRAL	0- 0	0- 0	0- 0				
6- 5	0- 0	0- 0	CONFERENCE	0- 1	0- 3	6- 1				
4- 2	0- 0	0- 0	HOME	0- 1	0- 1	4- 0				
2- 3	0- 0	0- 0	AWAY	0- 0	0- 2	2- 1				
0- 0	0- 0	0- 0	NEUTRAL	0- 0	0- 0	0- 0				

RPI 1-25			RPI 26-50			RPI 51-100			RPI 101+ Team's RPI: 180		
RPI	S	Opponent	Score	RPI	S	Opponent	Score	RPI	S	Opponent	Score
25	N	UTEP	52 60	26	A	Southern California	42 73	62	H	Colorado St.	56 64
								98	H	Drake	68 76
								122	A	Fresno St.	54 58
								122	H	Fresno St.	52 57
								129	A	Boise St.	56 75
								148	A	Long Beach St.	63 67
								177	H	George Mason	67 59
								189	A	New Mexico	53 67
								189	H	New Mexico	57 48
								218	H	Utah St.	46 38
								240	A	Houston	63 60
								252	H	Wyoming	66 37
								261	A	San Diego St.	55 41
								268	H	Pepperdine	83 63
								312	H	Nevada	65 59
								323	H	UC Irvine	72 52
								328	A	A&M-Corpus Christi	65 51
								331	H	Southern Utah	79 44
								343	A	Air Force	60 56
LAST 12 Division I GAMES:											
122	H	Fresno St.	52 57	343	A	Air Force	60 56				
189	H	New Mexico	57 48	189	A	New Mexico	53 67				
261	A	San Diego St.	55 41	252	H	Wyoming	66 37				
129	A	Boise St.	56 75	62	H	Colorado St.	56 64				
312	H	Nevada	65 59	122	A	Fresno St.	54 58				
218	H	Utah St.	46 38	148	A	Long Beach St.	63 67				

Non-Div I Games: Cal St. San Marcos 62 43

UNLV

■ Loss, 
 ■ Non-Conf, S Site, 
 ■ Home 
 ■ Away 
 N Neutral

Average RPI Win:	307	WON-LOST	WINNING	LAST 10	STRENGTH OF	OPP. STRENGTH	TEAM	ADJ.	CONF.	ADJ CONF.
Average RPI Loss:	147	RECORD	PCT. RANK	GAMES	SCHEDULE	OF SCHEDULE	RPI	RPI	RPI	RPI
DIV. I ONLY	12- 8	115	7- 2	345	264	235	235	28	28	
DIV. I NON-CONF.	6- 6	160	2- 1	340	289	263	263	27	27	
TOTALS	RPI 1-25	RPI 26-50	W-L RECORDS	RPI 51-100	RPI 101-150	RPI 150+				
12- 8	0- 0	0- 0	OVERALL	0- 3	0- 2	12- 3				
6- 2	0- 0	0- 0	HOME	0- 0	0- 0	6- 2				
6- 6	0- 0	0- 0	AWAY	0- 3	0- 2	6- 1				
0- 0	0- 0	0- 0	NEUTRAL	0- 0	0- 0	0- 0				
6- 6	0- 0	0- 0	NON-CONFERENCE	0- 2	0- 2	6- 2				
3- 1	0- 0	0- 0	HOME	0- 0	0- 0	3- 1				
3- 5	0- 0	0- 0	AWAY	0- 2	0- 2	3- 1				
0- 0	0- 0	0- 0	NEUTRAL	0- 0	0- 0	0- 0				
6- 2	0- 0	0- 0	CONFERENCE	0- 1	0- 0	6- 1				
3- 1	0- 0	0- 0	HOME	0- 0	0- 0	3- 1				
3- 1	0- 0	0- 0	AWAY	0- 1	0- 0	3- 0				
0- 0	0- 0	0- 0	NEUTRAL	0- 0	0- 0	0- 0				

RPI 1-25				RPI 26-50				RPI 51-100				RPI 101+ Team's RPI: 235					
RPI	S	Opponent	Score	RPI	S	Opponent	Score	RPI	S	Opponent	Score	RPI	S	Opponent	Score		
								72	A	FGCU	43	54	106	A	North Carolina	40	80
								75	A	Georgia Tech	46	87	143	A	UNC Asheville	59	68
								76	A	Michigan	61	119	168	H	Jacksonville	43	49
													179	A	Stetson	61	56
													216	H	Furman	63	75
													285	H	Kennesaw St.	66	57
													286	H	UNCG	84	61
													296	A	Morehead St.	86	72
													297	H	North Florida	69	54
													298	H	Western Caro.	68	59
													320	A	UMES	59	78
													333	A	IPFW	84	81
													334	A	Lipscomb	81	54
													334	H	Lipscomb	93	71
													341	A	NJIT	58	41
													346	A	Norfolk St.	82	62
													349	H	N.C. Central	68	46
LAST 12 Division I GAMES:																	
334	H	Lipscomb	93	71	72	A	FGCU	43	54								
285	H	Kennesaw St.	66	57	341	A	NJIT	58	41								
334	A	Lipscomb	81	54	298	H	Western Caro.	68	59								
297	H	North Florida	69	54	349	H	N.C. Central	68	46								
168	H	Jacksonville	43	49	106	A	North Carolina	40	80								
179	A	Stetson	61	56	296	A	Morehead St.	86	72								

Non-Div I Games: Southern Wesleyan 84 51 Mars Hill 81 65 Bob Jones 96 46

USC Upstate

Loss, Non-Conf, S Site, H Home A Away N Neutral

Average RPI Win:	228	WON-LOST	WINNING	LAST 10	STRENGTH OF	OPP. STRENGTH	TEAM	ADJ.	CONF.	ADJ CONF.
Average RPI Loss:	85	RECORD	PCT. RANK	GAMES	SCHEDULE	OF SCHEDULE	RPI	RPI	RPI	RPI
DIV. I ONLY	16- 7	71	9- 1	207	159	91	91	24	24	
DIV. I NON-CONF.	7- 6	156	0- 2	101	53	88	88	23	23	
TOTALS	RPI 1-25	RPI 26-50	W-L RECORDS	RPI 51-100	RPI 101-150	RPI 150+				
16- 7	0- 1	0- 1	OVERALL	0- 3	4- 0	12- 2				
7- 1	0- 0	0- 0	HOME	0- 1	2- 0	5- 0				
8- 6	0- 1	0- 1	AWAY	0- 2	1- 0	7- 2				
1- 0	0- 0	0- 0	NEUTRAL	0- 0	1- 0	0- 0				
7- 6	0- 1	0- 1	NON-CONFERENCE	0- 3	4- 0	3- 1				
3- 1	0- 0	0- 0	HOME	0- 1	2- 0	1- 0				
3- 5	0- 1	0- 1	AWAY	0- 2	1- 0	2- 1				
1- 0	0- 0	0- 0	NEUTRAL	0- 0	1- 0	0- 0				
9- 1	0- 0	0- 0	CONFERENCE	0- 0	0- 0	9- 1				
4- 0	0- 0	0- 0	HOME	0- 0	0- 0	4- 0				
5- 1	0- 0	0- 0	AWAY	0- 0	0- 0	5- 1				
0- 0	0- 0	0- 0	NEUTRAL	0- 0	0- 0	0- 0				

RPI 1-25				RPI 26-50				RPI 51-100				Team's RPI: 91	RPI 101+			
RPI	S	Opponent	Score	RPI	S	Opponent	Score	RPI	S	Opponent	Score		RPI	S	Opponent	Score
18	A	Louisville	66 88	50	A	Iowa	56 62	52	H	Arkansas St.	74 76		121	H	Samford	52 50
								56	A	Chattanooga	46 61		127	N	North Dakota	84 58
								58	A	Vanderbilt	61 64		139	A	Southern Ill.	70 63
													149	H	Alabama	83 65
													151	A	SIUE	85 79
													153	A	Illinois	74 94
													199	A	Southeast Mo. St.	84 74
													205	A	Cincinnati	63 57
													208	A	Eastern Ky.	61 70
													242	H	Tennessee St.	77 50
													251	H	Miami (OH)	74 47
													266	H	Austin Peay	75 51
													275	A	Jacksonville St.	63 53
													284	H	Tennessee Tech	67 53
													292	H	Murray St.	92 62
													296	A	Morehead St.	85 67
													319	A	Evansville	75 48
													338	A	Eastern Ill.	65 39
LAST 12 Division I GAMES:																
151	A	SIUE	85 79	275	A	Jacksonville St.	63 53									
266	H	Austin Peay	75 51	284	H	Tennessee Tech	67 53									
292	H	Murray St.	92 62	296	A	Morehead St.	85 67									
242	H	Tennessee St.	77 50	208	A	Eastern Ky.	61 70									
199	A	Southeast Mo. St.	84 74	18	A	Louisville	66 88									
338	A	Eastern Ill.	65 39	58	A	Vanderbilt	61 64									

Non-Div I Games:

UT Martin

■ Loss, 
 ■ Non-Conf, 
 ■ S Site, 
 ■ H Home 
 ■ A Away 
 N Neutral

Average RPI Win: <b>176</b>	WON-LOST	WINNING	LAST 10	STRENGTH OF	OPP. STRENGTH	TEAM	ADJ.	CONF.	ADJ CONF.
Average RPI Loss: <b>141</b>	RECORD	PCT. RANK	GAMES	SCHEDULE	OF SCHEDULE	RPI	RPI	RPI	RPI
DIV. I ONLY	18- 2	8	9- 1	114	175	25	25	12	12
DIV. I NON-CONF.	8- 1	23	1- 0	77	280	20	20	10	10
-----									
TOTALS	RPI 1-25	RPI 26-50	W-L RECORDS	RPI 51-100	RPI 101-150	RPI 150+			
18- 2	0- 0	0- 0	OVERALL	3- 0	2- 2	13- 0			
11- 0	0- 0	0- 0	HOME	2- 0	1- 0	8- 0			
6- 2	0- 0	0- 0	AWAY	1- 0	1- 2	4- 0			
1- 0	0- 0	0- 0	NEUTRAL	0- 0	0- 0	1- 0			
8- 1	0- 0	0- 0	NON-CONFERENCE	1- 0	1- 1	6- 0			
6- 0	0- 0	0- 0	HOME	1- 0	0- 0	5- 0			
1- 1	0- 0	0- 0	AWAY	0- 0	1- 1	0- 0			
1- 0	0- 0	0- 0	NEUTRAL	0- 0	0- 0	1- 0			
10- 1	0- 0	0- 0	CONFERENCE	2- 0	1- 1	7- 0			
5- 0	0- 0	0- 0	HOME	1- 0	1- 0	3- 0			
5- 1	0- 0	0- 0	AWAY	1- 0	0- 1	4- 0			
0- 0	0- 0	0- 0	NEUTRAL	0- 0	0- 0	0- 0			

RPI	S	Opponent	Score	RPI	S	Opponent	Score	RPI	S	Opponent	Score	RPI	S	Opponent	Score
57	A	Western Ky.	85 78	70	H	UC Riverside	68 57	79	H	Middle Tenn.	84 73	103	A	New Mexico St.	71 65
134	A	Marshall	64 79	166	H	Louisiana Tech	86 80	167	H	Hampton	78 54	138	H	Southern Miss.	72 64
162	A	Fla. Atlantic	78 66	169	H	UAB	62 54	180	N	UNLV	60 52	148	A	Long Beach St.	40 47
244	A	Rice	60 54	201	A	North Texas	75 67	228	H	UTSA	62 55	162	A	Fla. Atlantic	78 66
259	H	Northern Ariz.	77 66	244	A	Rice	60 54	243	H	Houston Baptist	98 63	166	H	Louisiana Tech	86 80
306	A	FIU	69 57	259	H	Northern Ariz.	77 66	167	H	Hampton	78 54	169	H	UAB	62 54
				306	A	FIU	69 57	180	N	UNLV	60 52	189	H	New Mexico	70 62
								189	H	New Mexico	70 62	200	H	Idaho St.	67 54
								200	H	Idaho St.	67 54	201	A	North Texas	75 67
								201	A	North Texas	75 67	228	H	UTSA	62 55
								228	H	UTSA	62 55	243	H	Houston Baptist	98 63
								243	H	Houston Baptist	98 63	244	A	Rice	60 54
								244	A	Rice	60 54	259	H	Northern Ariz.	77 66
								259	H	Northern Ariz.	77 66	306	A	FIU	69 57
								306	A	FIU	69 57				
LAST 12 Division I GAMES:															
57	A	Western Ky.	85 78	228	H	UTSA	62 55	57	A	Western Ky.	85 78	228	H	UTSA	62 55
134	A	Marshall	64 79	169	H	UAB	62 54	134	A	Marshall	64 79	169	H	UAB	62 54
166	H	Louisiana Tech	86 80	79	H	Middle Tenn.	84 73	166	H	Louisiana Tech	86 80	79	H	Middle Tenn.	84 73
138	H	Southern Miss.	72 64	201	A	North Texas	75 67	138	H	Southern Miss.	72 64	201	A	North Texas	75 67
306	A	FIU	69 57	244	A	Rice	60 54	306	A	FIU	69 57	244	A	Rice	60 54
162	A	Fla. Atlantic	78 66	180	N	UNLV	60 52	162	A	Fla. Atlantic	78 66	180	N	UNLV	60 52

Non-Div I Games: Tex. Permian Basin 86 32

UTEP

■ Loss, 
 ■ Non-Conf, 
 ■ S Site, 
 ■ Home 
 ■ A Away 
 N Neutral

U  
T  
R  
G  
V

U  
T  
R  
G  
V

UTRGV

Page 318

Average RPI Win:	234	WON-LOST	WINNING	LAST 10	STRENGTH OF	OPP. STRENGTH	TEAM	ADJ.	CONF.	ADJ CONF.
Average RPI Loss:	125	RECORD	PCT. RANK	GAMES	SCHEDULE	OF SCHEDULE	RPI	RPI	RPI	RPI
DIV. I ONLY	5- 14	286	3- 7	84	171	228	228	12	12	
DIV. I NON-CONF.	2- 6	272	0- 1	47	264	229	229	10	10	
TOTALS	RPI 1-25	RPI 26-50	W-L RECORDS	RPI 51-100	RPI 101-150	RPI 150+				
5- 14	0- 2	0- 1	OVERALL	0- 3	1- 1	4- 7				
4- 4	0- 0	0- 0	HOME	0- 1	1- 0	3- 3				
1- 10	0- 2	0- 1	AWAY	0- 2	0- 1	1- 4				
0- 0	0- 0	0- 0	NEUTRAL	0- 0	0- 0	0- 0				
2- 6	0- 1	0- 1	NON-CONFERENCE	0- 1	0- 0	2- 3				
2- 2	0- 0	0- 0	HOME	0- 0	0- 0	2- 2				
0- 4	0- 1	0- 1	AWAY	0- 1	0- 0	0- 1				
0- 0	0- 0	0- 0	NEUTRAL	0- 0	0- 0	0- 0				
3- 8	0- 1	0- 0	CONFERENCE	0- 2	1- 1	2- 4				
2- 2	0- 0	0- 0	HOME	0- 1	1- 0	1- 1				
1- 6	0- 1	0- 0	AWAY	0- 1	0- 1	1- 3				
0- 0	0- 0	0- 0	NEUTRAL	0- 0	0- 0	0- 0				

RPI 1-25				RPI 26-50				RPI 51-100				RPI 101+ Team's RPI: 228			
RPI	S	Opponent	Score	RPI	S	Opponent	Score	RPI	S	Opponent	Score	RPI	S	Opponent	Score
8	A	Texas	53 90	30	A	Oklahoma	41 80	57	A	Western Ky.	65 72	134	A	Marshall	76 80
25	A	UTEP	55 62					63	A	Abilene Christian	60 79	138	H	Southern Miss.	47 41
								79	H	Middle Tenn.	63 74	156	H	Texas-Arlington	47 51
												162	A	Fla. Atlantic	51 64
												166	H	Louisiana Tech	72 82
												169	H	UAB	54 52
												187	A	Texas St.	64 72
												201	A	North Texas	58 68
												236	H	Texas Southern	44 59
												243	H	Houston Baptist	79 50
												244	A	Rice	48 49
												306	A	FIU	63 52
												315	H	Illinois St.	77 51
LAST 12 Division I GAMES:															
134	A	Marshall	76 80	25	A	UTEP	55 62								
57	A	Western Ky.	65 72	79	H	Middle Tenn.	63 74								
138	H	Southern Miss.	47 41	169	H	UAB	54 52								
166	H	Louisiana Tech	72 82	244	A	Rice	48 49								
162	A	Fla. Atlantic	51 64	201	A	North Texas	58 68								
306	A	FIU	63 52	236	H	Texas Southern	44 59								

Non-Div I Games: Howard Payne 106 65 Tex. A&M-Kingsville 88 51

UTSA

Loss, Non-Conf, S Site, H Home A Away N Neutral

Average RPI Win:	151	WON-LOST	WINNING	LAST 10	STRENGTH OF	OPP. STRENGTH	TEAM	ADJ.	CONF.	ADJ CONF.
Average RPI Loss:	29	RECORD	PCT. RANK	GAMES	SCHEDULE	OF SCHEDULE	RPI	RPI	RPI	RPI
DIV. I ONLY	14- 9	111	4- 6	43	18	68	68	1	1	
DIV. I NON-CONF.	8- 3	77	0- 0	94	134	74	74	1	1	
TOTALS	RPI 1-25	RPI 26-50	W-L RECORDS	RPI 51-100	RPI 101-150	RPI 150+				
14- 9	0- 5	1- 2	OVERALL	3- 2	3- 0	7- 0				
10- 4	0- 2	1- 1	HOME	2- 1	2- 0	5- 0				
4- 3	0- 3	0- 0	AWAY	1- 0	1- 0	2- 0				
0- 2	0- 0	0- 1	NEUTRAL	0- 1	0- 0	0- 0				
8- 3	0- 1	0- 1	NON-CONFERENCE	1- 1	2- 0	5- 0				
7- 0	0- 0	0- 0	HOME	1- 0	2- 0	4- 0				
1- 1	0- 1	0- 0	AWAY	0- 0	0- 0	1- 0				
0- 2	0- 0	0- 1	NEUTRAL	0- 1	0- 0	0- 0				
6- 6	0- 4	1- 1	CONFERENCE	2- 1	1- 0	2- 0				
3- 4	0- 2	1- 1	HOME	1- 1	0- 0	1- 0				
3- 2	0- 2	0- 0	AWAY	1- 0	1- 0	1- 0				
0- 0	0- 0	0- 0	NEUTRAL	0- 0	0- 0	0- 0				

RPI	S	Opponent	Score	RPI	S	Opponent	Score	RPI	S	Opponent	Score	RPI	S	Opponent	Score
6	A	Stanford	52 72	26	H	Southern California	59 70	61	H	Oregon	65 77	104	A	Arizona	60 55
7	H	Oregon St.	53 62	30	N	Oklahoma	55 70	67	H	Washington St.	73 71	115	H	Creighton	74 58
9	H	UCLA	63 69	37	H	Washington	88 83	74	A	California	84 79	122	H	Fresno St.	78 63
10	A	Arizona St.	60 80					81	H	South Dakota	66 59	177	H	George Mason	74 62
12	A	BYU	59 73					100	N	Boston College	51 76	181	A	Colorado	76 68
												181	H	Colorado	71 55
												197	H	UC Davis	88 58
												218	A	Utah St.	64 61
												273	H	Lamar	71 67
												283	H	CSUN	97 56
LAST 12 Division I GAMES:															
181	A	Colorado	76 68	10	A	Arizona St.	60 80								
181	H	Colorado	71 55	104	A	Arizona	60 55								
9	H	UCLA	63 69	74	A	California	84 79								
26	H	Southern California	59 70	6	A	Stanford	52 72								
61	H	Oregon	65 77	37	H	Washington	88 83								
7	H	Oregon St.	53 62	67	H	Washington St.	73 71								

Non-Div I Games:

Utah



Average RPI Win:	246	WON-LOST	WINNING	LAST 10	STRENGTH OF	OPP. STRENGTH	TEAM	ADJ.	CONF.	ADJ CONF.
Average RPI Loss:	145	RECORD	PCT. RANK	GAMES	SCHEDULE	OF SCHEDULE	RPI	RPI	RPI	RPI
DIV. I ONLY	9- 11	198	6- 4	228	180	218	218	19	19	
DIV. I NON-CONF.	3- 6	234	0- 1	224	99	226	226	20	20	
TOTALS	RPI 1-25	RPI 26-50	W-L RECORDS	RPI 51-100	RPI 101-150	RPI 150+				
9- 11	0- 1	0- 0	OVERALL	0- 2	1- 2	8- 6				
4- 5	0- 0	0- 0	HOME	0- 2	1- 1	3- 2				
4- 6	0- 1	0- 0	AWAY	0- 0	0- 1	4- 4				
1- 0	0- 0	0- 0	NEUTRAL	0- 0	0- 0	1- 0				
3- 6	0- 1	0- 0	NON-CONFERENCE	0- 1	1- 0	2- 4				
1- 2	0- 0	0- 0	HOME	0- 1	1- 0	0- 1				
1- 4	0- 1	0- 0	AWAY	0- 0	0- 0	1- 3				
1- 0	0- 0	0- 0	NEUTRAL	0- 0	0- 0	1- 0				
6- 5	0- 0	0- 0	CONFERENCE	0- 1	0- 2	6- 2				
3- 3	0- 0	0- 0	HOME	0- 1	0- 1	3- 1				
3- 2	0- 0	0- 0	AWAY	0- 0	0- 1	3- 1				
0- 0	0- 0	0- 0	NEUTRAL	0- 0	0- 0	0- 0				

RPI 1-25				RPI 26-50				RPI 51-100				RPI 101+ Team's RPI: 218			
RPI	S	Opponent	Score	RPI	S	Opponent	Score	RPI	S	Opponent	Score	RPI	S	Opponent	Score
12	A	BYU	69 81					62	H	Colorado St.	49 69	129	A	Boise St.	78 84
								68	H	Utah	61 64	129	H	Boise St.	58 63
												140	H	Pacific	78 70
												170	A	Northern Colo.	60 74
												180	A	UNLV	38 46
												189	H	New Mexico	72 56
												200	A	Idaho St.	67 81
												206	H	Sacramento St.	86 95
												209	H	San Jose St.	74 86
												217	A	Utah Valley	76 72
												225	A	Montana	70 86
												242	N	Tennessee St.	63 46
												252	H	Wyoming	84 75
												261	A	San Diego St.	55 36
												261	H	San Diego St.	72 59
												312	A	Nevada	79 66
												343	A	Air Force	66 53
LAST 12 Division I GAMES:															
252	H	Wyoming	84 75	343	A	Air Force	66 53								
129	H	Boise St.	58 63	189	H	New Mexico	72 56								
312	A	Nevada	79 66	129	A	Boise St.	78 84								
261	H	San Diego St.	72 59	261	A	San Diego St.	55 36								
180	A	UNLV	38 46	209	H	San Jose St.	74 86								
62	H	Colorado St.	49 69	68	H	Utah	61 64								

Non-Div I Games: Westminster (UT) 74 67 Haskell 90 63

Utah St.

Loss, Non-Conf, S Site, H Home A Away N Neutral

## Utah Valley

Through Games Of Feb. 8, 2016

Average RPI Win:	248	WON-LOST	WINNING	LAST 10	STRENGTH OF	OPP. STRENGTH	TEAM	ADJ.	CONF.	ADJ CONF.
Average RPI Loss:	160	RECORD	PCT. RANK	GAMES	SCHEDULE	OF SCHEDULE	RPI	RPI	RPI	RPI
DIV. I ONLY	9- 13	224	4- 6	149	309	217	217	25	25	
DIV. I NON-CONF.	5- 8	209	1- 2	131	303	196	196	25	25	
TOTALS	RPI 1-25	RPI 26-50	W-L RECORDS	RPI 51-100	RPI 101-150	RPI 150+				
9- 13	0- 1	0- 0	OVERALL	0- 1	2- 3	7- 8				
5- 5	0- 0	0- 0	HOME	0- 0	1- 1	4- 4				
4- 7	0- 1	0- 0	AWAY	0- 1	1- 1	3- 4				
0- 1	0- 0	0- 0	NEUTRAL	0- 0	0- 1	0- 0				
5- 8	0- 1	0- 0	NON-CONFERENCE	0- 1	2- 1	3- 5				
2- 3	0- 0	0- 0	HOME	0- 0	1- 0	1- 3				
3- 4	0- 1	0- 0	AWAY	0- 1	1- 0	2- 2				
0- 1	0- 0	0- 0	NEUTRAL	0- 0	0- 1	0- 0				
4- 5	0- 0	0- 0	CONFERENCE	0- 0	0- 2	4- 3				
3- 2	0- 0	0- 0	HOME	0- 0	0- 1	3- 1				
1- 3	0- 0	0- 0	AWAY	0- 0	0- 1	1- 2				
0- 0	0- 0	0- 0	NEUTRAL	0- 0	0- 0	0- 0				

RPI 1-25				RPI 26-50				RPI 51-100				RPI 101+ Team's RPI: 217			
RPI	S	Opponent	Score	RPI	S	Opponent	Score	RPI	S	Opponent	Score	RPI	S	Opponent	Score
12	A	BYU	62 78					61	A	Oregon	68 79	103	A	New Mexico St.	68 73
												103	H	New Mexico St.	53 59
												120	H	San Francisco	94 88
												129	A	Boise St.	72 70
												149	N	Alabama	60 67
												182	A	UTRGV	48 61
												182	H	UTRGV	71 57
												183	A	Eastern Wash.	64 68
												188	A	Weber St.	56 61
												197	H	UC Davis	55 59
												200	H	Idaho St.	47 56
												218	H	Utah St.	72 76
												233	H	Grand Canyon	53 61
												246	A	CSU Bakersfield	54 61
												249	A	Seattle	61 44
												264	A	Omaha	74 59
												307	H	UMKC	79 71
												312	A	Nevada	73 65
												331	H	Southern Utah	70 58
												339	H	Chicago St.	74 46
LAST 12 Division I GAMES:															
103	H	New Mexico St.	53 59	233	H	Grand Canyon	53 61								
182	H	UTRGV	71 57	182	A	UTRGV	48 61								
246	A	CSU Bakersfield	54 61	103	A	New Mexico St.	68 73								
249	A	Seattle	61 44	197	H	UC Davis	55 59								
339	H	Chicago St.	74 46	200	H	Idaho St.	47 56								
307	H	UMKC	79 71	264	A	Omaha	74 59								

Non-Div I Games: Bethesda (CA) 91 64 Dixie St. 77 63

Utah Valley

Loss, Non-Conf, S Site, H Home A Away N Neutral

Average RPI Win:	191	WON-LOST	WINNING	LAST 10	STRENGTH OF	OPP. STRENGTH	TEAM	ADJ.	CONF.	ADJ CONF.
Average RPI Loss:	109	RECORD	PCT. RANK	GAMES	SCHEDULE	OF SCHEDULE	RPI	RPI	RPI	RPI
DIV. I ONLY	17- 7	68	5- 5	150	136	97	97	7	7	
DIV. I NON-CONF.	11- 2	28	1- 0	187	286	60	60	8	8	
TOTALS	RPI 1-25	RPI 26-50	W-L RECORDS	RPI 51-100	RPI 101-150	RPI 150+				
17- 7	1- 1	2- 0	OVERALL	0- 2	1- 2	13- 2				
10- 4	0- 1	1- 0	HOME	0- 2	0- 0	9- 1				
7- 2	1- 0	1- 0	AWAY	0- 0	1- 0	4- 0				
0- 1	0- 0	0- 0	NEUTRAL	0- 0	0- 1	0- 0				
11- 2	1- 0	0- 0	NON-CONFERENCE	0- 0	1- 2	9- 0				
7- 0	0- 0	0- 0	HOME	0- 0	0- 0	7- 0				
4- 1	1- 0	0- 0	AWAY	0- 0	1- 1	2- 0				
0- 1	0- 0	0- 0	NEUTRAL	0- 0	0- 1	0- 0				
6- 5	0- 1	2- 0	CONFERENCE	0- 2	0- 0	4- 2				
3- 4	0- 1	1- 0	HOME	0- 2	0- 0	2- 1				
3- 1	0- 0	1- 0	AWAY	0- 0	0- 0	2- 1				
0- 0	0- 0	0- 0	NEUTRAL	0- 0	0- 0	0- 0				

RPI 1-25			RPI 26-50			RPI 51-100			Team's RPI: 97	RPI 101+		
RPI	S	Opponent	Score	RPI	S	Opponent	Score	RPI	S	Opponent	Score	
10	A	Arizona St.	57 48	34	H	St. Bonaventure	52 47	78	H	Saint Louis	72 77	109 N Toledo 61 80
24	H	Duquesne	67 71	45	A	Dayton	74 72	96	H	Saint Joseph's	63 66	114 A IUPUI 69 70
												118 A Iona 74 58
												152 H Fordham 61 51
												157 H Old Dominion 74 54
												165 H Davidson 50 56
												177 A George Mason 54 70
												198 H William & Mary 73 47
												204 H Richmond 53 42
												216 H Furman 67 45
												232 A High Point 69 39
												239 A Massachusetts 74 66
												241 H UNCW 58 45
												253 H Coppin St. 73 42
												274 A N.C. A&T 64 49
												278 A La Salle 84 76
												280 H Campbell 57 34
												320 H UMES 63 39
LAST 12 Division I GAMES:												
278	A	La Salle	84 76	165	H	Davidson	50 56					
34	H	St. Bonaventure	52 47	45	A	Dayton	74 72					
24	H	Duquesne	67 71	96	H	Saint Joseph's	63 66					
152	H	Fordham	61 51	78	H	Saint Louis	72 77					
204	H	Richmond	53 42	239	A	Massachusetts	74 66					
177	A	George Mason	54 70	274	A	N.C. A&T	64 49					

Non-Div I Games:

VCU

■ Loss, 
■ Non-Conf, S Site, 
■ Home 
■ Away 
N Neutral

## Valparaiso

Through Games Of Feb. 8, 2016

Average RPI Win:	185	WON-LOST	WINNING	LAST 10	STRENGTH OF	OPP. STRENGTH	TEAM	ADJ.	CONF.	ADJ CONF.
Average RPI Loss:	123	RECORD	PCT. RANK	GAMES	SCHEDULE	OF SCHEDULE	RPI	RPI	RPI	RPI
DIV. I ONLY	5- 14	286	3- 7	42	148	207	207	14	14	
DIV. I NON-CONF.	1- 7	318	0- 0	32	46	238	238	15	15	
TOTALS	RPI 1-25	RPI 26-50	W-L RECORDS	RPI 51-100	RPI 101-150	RPI 150+				
5- 14	0- 3	0- 0	OVERALL	0- 3	2- 2	3- 6				
4- 7	0- 1	0- 0	HOME	0- 1	1- 2	3- 3				
1- 6	0- 2	0- 0	AWAY	0- 2	1- 0	0- 2				
0- 1	0- 0	0- 0	NEUTRAL	0- 0	0- 0	0- 1				
1- 7	0- 2	0- 0	NON-CONFERENCE	0- 1	0- 1	1- 3				
1- 3	0- 1	0- 0	HOME	0- 0	0- 1	1- 1				
0- 3	0- 1	0- 0	AWAY	0- 1	0- 0	0- 1				
0- 1	0- 0	0- 0	NEUTRAL	0- 0	0- 0	0- 1				
4- 7	0- 1	0- 0	CONFERENCE	0- 2	2- 1	2- 3				
3- 4	0- 0	0- 0	HOME	0- 1	1- 1	2- 2				
1- 3	0- 1	0- 0	AWAY	0- 1	1- 0	0- 1				
0- 0	0- 0	0- 0	NEUTRAL	0- 0	0- 0	0- 0				

RPI 1-25				RPI 26-50				RPI 51-100				RPI 101+ Team's RPI: 207			
RPI	S	Opponent	Score	RPI	S	Opponent	Score	RPI	S	Opponent	Score	RPI	S	Opponent	Score
1	H	Notre Dame	54 110					65	A	San Diego	60 76	107	H	Akron	74 85
18	A	Louisville	42 75					99	A	Wright St.	63 80	124	H	Youngstown St.	65 60
20	A	Green Bay	42 81					99	H	Wright St.	54 65	144	A	Northern Ky.	61 60
												144	H	Northern Ky.	50 68
												151	H	SIUE	69 56
												161	H	Detroit	66 72
												170	N	Northern Colo.	63 77
												175	A	Milwaukee	60 82
												190	A	Butler	53 72
												203	H	Oakland	81 66
												220	H	Ill.-Chicago	50 54
												251	H	Miami (OH)	72 75
												301	H	Cleveland St.	66 59
LAST 12 Division I GAMES:															
144	H	Northern Ky.	50 68	20	A	Green Bay	42 81								
99	H	Wright St.	54 65	203	H	Oakland	81 66								
220	H	Ill.-Chicago	50 54	161	H	Detroit	66 72								
124	H	Youngstown St.	65 60	99	A	Wright St.	63 80								
301	H	Cleveland St.	66 59	144	A	Northern Ky.	61 60								
175	A	Milwaukee	60 82	151	H	SIUE	69 56								

Non-Div I Games: Ind.-Northwest 79 57 Cardinal Stitch 63 62 Ind.-Kokomo 88 22

Valparaiso

Loss, Non-Conf, S Site, H Home A Away N Neutral

## Vanderbilt

Through Games Of Feb. 8, 2016

Average RPI Win:	161	WON-LOST	WINNING	LAST 10	STRENGTH OF	OPP. STRENGTH	TEAM	ADJ.	CONF.	ADJ CONF.
Average RPI Loss:	54	RECORD	PCT. RANK	GAMES	SCHEDULE	OF SCHEDULE	RPI	RPI	RPI	RPI
DIV. I ONLY	15- 8	94	4- 6	65	57	58	58	2	2	
DIV. I NON-CONF.	11- 2	28	2- 0	136	160	38	38	2	2	
TOTALS	RPI 1-25	RPI 26-50	W-L RECORDS	RPI 51-100	RPI 101-150	RPI 150+				
15- 8	1- 3	1- 2	OVERALL	2- 1	5- 2	6- 0				
10- 2	0- 1	1- 1	HOME	1- 0	3- 0	5- 0				
4- 6	1- 2	0- 1	AWAY	1- 1	1- 2	1- 0				
1- 0	0- 0	0- 0	NEUTRAL	0- 0	1- 0	0- 0				
11- 2	0- 1	1- 1	NON-CONFERENCE	2- 0	2- 0	6- 0				
8- 0	0- 0	1- 0	HOME	1- 0	1- 0	5- 0				
2- 2	0- 1	0- 1	AWAY	1- 0	0- 0	1- 0				
1- 0	0- 0	0- 0	NEUTRAL	0- 0	1- 0	0- 0				
4- 6	1- 2	0- 1	CONFERENCE	0- 1	3- 2	0- 0				
2- 2	0- 1	0- 1	HOME	0- 0	2- 0	0- 0				
2- 4	1- 1	0- 0	AWAY	0- 1	1- 2	0- 0				
0- 0	0- 0	0- 0	NEUTRAL	0- 0	0- 0	0- 0				
































































RPI S Opponent Score	RPI S Opponent Score	RPI S Opponent Score	RPI S Opponent Score
3 H South Carolina 61 71	28 H Georgia 58 64	55 A Auburn 45 53	103 N New Mexico St. 71 45
15 A Tennessee 49 58	31 H Ohio 62 59	83 A Drexel 74 64	116 H LSU 58 42
20 A Green Bay 56 58	45 A Dayton 56 81	91 H UT Martin 64 61	131 A Arkansas 56 57
23 A Kentucky 71 69			137 A Ole Miss 52 55
			147 H ETSU 65 39
			149 A Alabama 54 48
			149 H Alabama 67 52
			152 A Fordham 53 40
			192 H Troy 97 43
			222 H Presbyterian 56 38
			266 H Austin Peay 73 56
			343 H Air Force 86 29
			347 H Mississippi Val. 89 39
LAST 12 Division I GAMES:			
131 A Arkansas 56 57	116 H LSU 58 42		
55 A Auburn 45 53	149 A Alabama 54 48		
28 H Georgia 58 64	3 H South Carolina 61 71		
23 A Kentucky 71 69	137 A Ole Miss 52 55		
149 H Alabama 67 52	152 A Fordham 53 40		
15 A Tennessee 49 58	103 N New Mexico St. 71 45		

Non-Div I Games:

Vanderbilt





■ Loss, 
■ Non-Conf, S Site, 
■ Home 
■ Away 
N Neutral

Average RPI Win: <b>296</b>	WON-LOST	WINNING	LAST 10	STRENGTH OF	OPP. STRENGTH	TEAM	ADJ.	CONF.	ADJ CONF.
Average RPI Loss: <b>179</b>	RECORD	PCT. RANK	GAMES	SCHEDULE	OF SCHEDULE	RPI	RPI	RPI	RPI
DIV. I ONLY	7- 17	279	2- 8	252	333	287	287	15	15
DIV. I NON-CONF.	5- 8	209	0- 1	302	348	280	280	18	18
TOTALS	RPI 1-25	RPI 26-50	W-L RECORDS	RPI 51-100	RPI 101-150	RPI 150+			
7- 17	0- 0	0- 0	OVERALL	0- 4	0- 3	7- 10			
3- 8	0- 0	0- 0	HOME	0- 2	0- 1	3- 5			
4- 9	0- 0	0- 0	AWAY	0- 2	0- 2	4- 5			
0- 0	0- 0	0- 0	NEUTRAL	0- 0	0- 0	0- 0			
5- 8	0- 0	0- 0	NON-CONFERENCE	0- 0	0- 2	5- 6			
2- 3	0- 0	0- 0	HOME	0- 0	0- 1	2- 2			
3- 5	0- 0	0- 0	AWAY	0- 0	0- 1	3- 4			
0- 0	0- 0	0- 0	NEUTRAL	0- 0	0- 0	0- 0			
2- 9	0- 0	0- 0	CONFERENCE	0- 4	0- 1	2- 4			
1- 5	0- 0	0- 0	HOME	0- 2	0- 0	1- 3			
1- 4	0- 0	0- 0	AWAY	0- 2	0- 1	1- 1			
0- 0	0- 0	0- 0	NEUTRAL	0- 0	0- 0	0- 0			

RPI 1-25			RPI 26-50			RPI 51-100			RPI 101+			Team's RPI: 287
RPI	S	Opponent	Score	RPI	S	Opponent	Score	RPI	S	Opponent	Score	
						51  Albany (NY)	43  72	112  Stony Brook			59  73	
						51  Albany (NY)	40  75	117  Quinnipiac			65  77	
						88  Maine	51  63	146  Brown			54  71	
						88  Maine	41  62	186  UMBC			48  85	
								194  Delaware			60  71	
								203  Oakland			68  74	
								211  Bryant			52  68	
								212  Binghamton			53  57	
								221  Hartford			47  51	
								229  Columbia			56  73	
								260  Sacred Heart			53 51	
								265  New Hampshire			83 63	
								269  Dartmouth			56 54	
								271  Holy Cross			63  77	
								276  Central Conn. St.			79 63	
								316  UMass Lowell			59 51	
								316  UMass Lowell			66  68	
								341  NJIT			54 46	
								344  St. Francis Brooklyn			55  59	
								348  Boston U.			60 45	
LAST 12 Division I GAMES:												
						316  UMass Lowell	66  68	316  UMass Lowell			59 51	
						51  Albany (NY)	40  75	221  Hartford			47  51	
						88  Maine	51  63	51  Albany (NY)			43  72	
						112  Stony Brook	59  73	88  Maine			41  62	
						265  New Hampshire	83 63	186  UMBC			48  85	
						212  Binghamton	53  57	203  Oakland			68  74	

Non-Div I Games:

Vermont

 Loss, 
  Non-Conf, S Site, 
  Home 
  Away 
 N Neutral

Average RPI Win:	140	WON-LOST	WINNING	LAST 10	STRENGTH OF	OPP. STRENGTH	TEAM	ADJ.	CONF.	ADJ CONF.
Average RPI Loss:	75	RECORD	PCT. RANK	GAMES	SCHEDULE	OF SCHEDULE	RPI	RPI	RPI	RPI
DIV. I ONLY	15- 9	104	7- 3	72	38	64	64	6	6	
DIV. I NON-CONF.	7- 4	110	1- 0	41	55	45	45	6	6	
TOTALS	RPI 1-25	RPI 26-50	W-L RECORDS	RPI 51-100	RPI 101-150	RPI 150+				
15- 9	1- 1	3- 3	OVERALL	4- 1	0- 4	7- 0				
7- 3	0- 1	3- 0	HOME	2- 0	0- 2	2- 0				
6- 5	1- 0	0- 2	AWAY	1- 1	0- 2	4- 0				
2- 1	0- 0	0- 1	NEUTRAL	1- 0	0- 0	1- 0				
7- 4	0- 0	1- 3	NON-CONFERENCE	2- 1	0- 0	4- 0				
3- 0	0- 0	1- 0	HOME	1- 0	0- 0	1- 0				
2- 3	0- 0	0- 2	AWAY	0- 1	0- 0	2- 0				
2- 1	0- 0	0- 1	NEUTRAL	1- 0	0- 0	1- 0				
8- 5	1- 1	2- 0	CONFERENCE	2- 0	0- 4	3- 0				
4- 3	0- 1	2- 0	HOME	1- 0	0- 2	1- 0				
4- 2	1- 0	0- 0	AWAY	1- 0	0- 2	2- 0				
0- 0	0- 0	0- 0	NEUTRAL	0- 0	0- 0	0- 0				

RPI 1-25				RPI 26-50				RPI 51-100 Team's RPI: 64				RPI 101+			
RPI	S	Opponent	Score	RPI	S	Opponent	Score	RPI	S	Opponent	Score	RPI	S	Opponent	Score
19	A	DePaul	64 60	29	H	Seton Hall	55 45	60	A	Temple	55 61	105	H	Georgetown	51 57
19	H	DePaul	47 75	33	H	St. John's (NY)	58 54	83	N	Drexel	67 55	115	A	Creighton	48 53
				35	A	George Washington	70 78	84	A	Marquette	82 75	115	H	Creighton	62 65
				40	A	North Carolina St.	64 70	84	H	Marquette	81 60	135	A	Xavier	67 74
				44	H	Penn	66 46	96	H	Saint Joseph's	55 49	190	A	Butler	57 45
				48	N	St. Mary's (CA)	60 67					202	A	Lehigh	65 44
												206	N	Sacramento St.	78 54
												250	A	Providence	76 47
												250	H	Providence	67 39
												255	H	Loyola Maryland	67 55
												278	A	La Salle	67 56
LAST 12 Division I GAMES:															
				84	H	Marquette	81 60	33	H	St. John's (NY)	58 54				
				19	H	DePaul	47 75	29	H	Seton Hall	55 45				
				250	A	Providence	76 47	19	A	DePaul	64 60				
				115	A	Creighton	48 53	84	A	Marquette	82 75				
				44	H	Penn	66 46	115	H	Creighton	62 65				
				105	H	Georgetown	51 57	250	H	Providence	67 39				

Non-Div I Games:

Villanova

■ Loss, 
■ Non-Conf, S Site, 
■ Home 
■ Away 
N Neutral

RPI 1-25				RPI 26-50				RPI 51-100				RPI 101+			
RPI	S	Opponent	Score	RPI	S	Opponent	Score	RPI	S	Opponent	Score	RPI	S	Opponent	Score
1	H	Notre Dame	46 74	38	H	Miami (FL)	76 56	55	A	Auburn	69 52	128	A	Wake Forest	52 50
5	A	Ohio St.	73 93	39	A	Duke	52 67	75	A	Georgia Tech	78 67	145	H	Pittsburgh	55 58
14	A	Florida St.	48 70	40	A	North Carolina St.	52 63	79	A	Middle Tenn.	70 66	204	H	Richmond	71 51
18	H	Louisville	41 59	42	N	Rutgers	48 60	80	N	Tulane	62 67	231	H	Bowling Green	68 39
20	N	Green Bay	68 59	50	H	Iowa	73 85	94	H	Virginia Tech	46 66	253	H	Coppin St.	75 40
LAST 12 Division I GAMES:															
				94	H	Virginia Tech	46 66	18	H	Louisville	41 59				
				39	A	Duke	52 67	128	A	Wake Forest	52 50				
				40	A	North Carolina St.	52 63	1	H	Notre Dame	46 74				
				145	H	Pittsburgh	55 58	38	H	Miami (FL)	76 56				
				14	A	Florida St.	48 70	204	H	Richmond	71 51				
				75	A	Georgia Tech	78 67	253	H	Coppin St.	75 40				

Virginia

Page 328



Average RPI Win:	<b>198</b>	WON-LOST	WINNING	LAST 10	STRENGTH OF	OPP. STRENGTH	TEAM	ADJ.	CONF.	ADJ CONF.
Average RPI Loss:	<b>40</b>	RECORD	PCT. RANK	GAMES	SCHEDULE	OF SCHEDULE	RPI	RPI	RPI	RPI
DIV. I ONLY	<b>15- 8</b>	<b>94</b>	<b>3- 7</b>	<b>119</b>	<b>52</b>	<b>94</b>	<b>94</b>	<b>5</b>	<b>5</b>	
DIV. I NON-CONF.	<b>12- 1</b>	<b>9</b>	<b>2- 0</b>	<b>296</b>	<b>137</b>	<b>84</b>	<b>84</b>	<b>5</b>	<b>5</b>	
TOTALS	RPI 1-25	RPI 26-50	W-L RECORDS	RPI 51-100	RPI 101-150	RPI 150+				
15- 8	1- 3	0- 3	OVERALL	2- 1	0- 1	12- 0				
12- 3	0- 0	0- 2	HOME	1- 1	0- 0	11- 0				
3- 5	1- 3	0- 1	AWAY	1- 0	0- 1	1- 0				
0- 0	0- 0	0- 0	NEUTRAL	0- 0	0- 0	0- 0				
12- 1	1- 0	0- 0	NON-CONFERENCE	0- 0	0- 1	11- 0				
10- 0	0- 0	0- 0	HOME	0- 0	0- 0	10- 0				
2- 1	1- 0	0- 0	AWAY	0- 0	0- 1	1- 0				
0- 0	0- 0	0- 0	NEUTRAL	0- 0	0- 0	0- 0				
3- 7	0- 3	0- 3	CONFERENCE	2- 1	0- 0	1- 0				
2- 3	0- 0	0- 2	HOME	1- 1	0- 0	1- 0				
1- 4	0- 3	0- 1	AWAY	1- 0	0- 0	0- 0				
0- 0	0- 0	0- 0	NEUTRAL	0- 0	0- 0	0- 0				

RPI 1-25				RPI 26-50				RPI 51-100				Team's RPI: 94				RPI 101+			
RPI	S	Opponent	Score	RPI	S	Opponent	Score	RPI	S	Opponent	Score	RPI	S	Opponent	Score	RPI	S	Opponent	Score
1	A	Notre Dame	41 80	27	A	Syracuse	39 60	75	H	Georgia Tech	34 51	105	A	Georgetown	56 73				
14	A	Florida St.	50 68	38	H	Miami (FL)	45 57	94	A	Virginia	66 46	155	A	Penn St.	64 59				
15	A	Tennessee	57 43	40	H	North Carolina St.	61 72	100	H	Boston College	58 33	174	H	Col. of Charleston	81 47				
18	A	Louisville	45 56									177	H	George Mason	80 63				
												215	H	Morgan St.	73 33				
												216	H	Furman	59 30				
												222	H	Presbyterian	58 44				
												226	H	Radford	47 40				
												237	H	Clemson	79 49				
												250	H	Providence	62 46				
												253	H	Coppin St.	72 39				
												302	H	Wofford	73 42				
												337	H	Mt. St. Mary's	59 42				
LAST 12 Division I GAMES:																			
94	A	Virginia	66 46	237	H	Clemson	79 49												
75	H	Georgia Tech	34 51	27	A	Syracuse	39 60												
14	A	Florida St.	50 68	18	A	Louisville	45 56												
38	H	Miami (FL)	45 57	100	H	Boston College	58 33												
1	A	Notre Dame	41 80	216	H	Furman	59 30												
40	H	North Carolina St.	61 72	226	H	Radford	47 40												

Non-Div I Games:

Virginia Tech

Average RPI Win: <b>339</b>	WON-LOST	WINNING	LAST 10	STRENGTH OF	OPP. STRENGTH	TEAM	ADJ.	CONF.	ADJ CONF.
Average RPI Loss: <b>212</b>	RECORD	PCT. RANK	GAMES	SCHEDULE	OF SCHEDULE	RPI	RPI	RPI	RPI
DIV. I ONLY	4- 19	320	2- 8	321	314	342	342	31	31
DIV. I NON-CONF.	2- 9	296	0- 0	240	108	311	311	32	32
TOTALS	RPI 1-25	RPI 26-50	W-L RECORDS	RPI 51-100	RPI 101-150	RPI 150+			
4- 19	0- 1	0- 1	OVERALL	0- 0	0- 4	4- 13			
3- 8	0- 0	0- 0	HOME	0- 0	0- 2	3- 6			
1- 11	0- 1	0- 1	AWAY	0- 0	0- 2	1- 7			
0- 0	0- 0	0- 0	NEUTRAL	0- 0	0- 0	0- 0			
2- 9	0- 1	0- 1	NON-CONFERENCE	0- 0	0- 4	2- 3			
2- 2	0- 0	0- 0	HOME	0- 0	0- 2	2- 0			
0- 7	0- 1	0- 1	AWAY	0- 0	0- 2	0- 3			
0- 0	0- 0	0- 0	NEUTRAL	0- 0	0- 0	0- 0			
2- 10	0- 0	0- 0	CONFERENCE	0- 0	0- 0	2- 10			
1- 6	0- 0	0- 0	HOME	0- 0	0- 0	1- 6			
1- 4	0- 0	0- 0	AWAY	0- 0	0- 0	1- 4			
0- 0	0- 0	0- 0	NEUTRAL	0- 0	0- 0	0- 0			

RPI 1-25				RPI 26-50				RPI 51-100				RPI 101+ Team's RPI: 342			
RPI	S	Opponent	Score	RPI	S	Opponent	Score	RPI	S	Opponent	Score	RPI	S	Opponent	Score
5	A	Ohio St.	47 106	44	A	Penn	50 78					108	A	Yale	60 78
												112	H	Stony Brook	62 73
												137	H	Ole Miss	49 86
												145	A	Pittsburgh	41 67
												157	A	Old Dominion	57 71
												184	A	Robert Morris	44 64
												211	H	Bryant	71 82
												229	A	Columbia	48 67
												260	A	Sacred Heart	62 73
												260	H	Sacred Heart	73 77
												276	H	Central Conn. St.	52 62
												277	A	Saint Francis (PA)	78 93
												304	A	Delaware St.	44 66
												311	H	Fairleigh Dickinson	57 73
												325	H	LIU Brooklyn	63 73
												326	H	Lafayette	69 48
												337	A	Mt. St. Mary's	55 64
												337	H	Mt. St. Mary's	50 59
												341	H	NJIT	76 53
												344	A	St. Francis Brooklyn	82 78
												344	H	St. Francis Brooklyn	70 53
LAST 12 Division I GAMES:															
337	H	Mt. St. Mary's	50 59	325	H	LIU Brooklyn	63 73								
311	H	Fairleigh Dickinson	57 73	276	H	Central Conn. St.	52 62								
344	A	St. Francis Brooklyn	82 78	260	A	Sacred Heart	62 73								
337	A	Mt. St. Mary's	55 64	211	H	Bryant	71 82								
344	H	St. Francis Brooklyn	70 53	184	A	Robert Morris	44 64								
260	H	Sacred Heart	73 77	277	A	Saint Francis (PA)	78 93								

Non-Div I Games:

Wagner

## Wake Forest

Through Games Of Feb. 8, 2016

Average RPI Win:	179	WON-LOST	WINNING	LAST 10	STRENGTH OF	OPP. STRENGTH	TEAM	ADJ.	CONF.	ADJ CONF.
Average RPI Loss:	65	RECORD	PCT. RANK	GAMES	SCHEDULE	OF SCHEDULE	RPI	RPI	RPI	RPI
DIV. I ONLY	13- 11	154	4- 6	136	36	128	128	5	5	
DIV. I NON-CONF.	9- 4	96	1- 0	313	90	192	192	5	5	
TOTALS	RPI 1-25	RPI 26-50	W-L RECORDS	RPI 51-100	RPI 101-150	RPI 150+				
13- 11	0- 2	1- 5	OVERALL	1- 1	4- 2	7- 1				
8- 5	0- 1	1- 1	HOME	0- 1	3- 2	4- 0				
4- 5	0- 1	0- 4	AWAY	1- 0	1- 0	2- 0				
1- 1	0- 0	0- 0	NEUTRAL	0- 0	0- 0	1- 1				
9- 4	0- 0	0- 1	NON-CONFERENCE	0- 0	2- 2	7- 1				
6- 2	0- 0	0- 0	HOME	0- 0	2- 2	4- 0				
2- 1	0- 0	0- 1	AWAY	0- 0	0- 0	2- 0				
1- 1	0- 0	0- 0	NEUTRAL	0- 0	0- 0	1- 1				
4- 7	0- 2	1- 4	CONFERENCE	1- 1	2- 0	0- 0				
2- 3	0- 1	1- 1	HOME	0- 1	1- 0	0- 0				
2- 4	0- 1	0- 3	AWAY	1- 0	1- 0	0- 0				
0- 0	0- 0	0- 0	NEUTRAL	0- 0	0- 0	0- 0				

RPI S	Opponent	Score	RPI S	Opponent	Score	RPI S	Opponent	Score	RPI S	Opponent	Score	Team's RPI: 128
14	H Florida St.	55 96	27	H Syracuse	65 91	94	H Virginia	50 52	106	H North Carolina	75 63	
18	A Louisville	54 78	32	A Missouri	81 94	100	A Boston College	65 59	110	H Belmont	64 78	
			38	A Miami (FL)	60 71				116	H LSU	60 57	
			39	A Duke	68 95				141	H Wisconsin	51 64	
			40	A North Carolina St.	47 64				145	A Pittsburgh	60 49	
			40	H North Carolina St.	63 58				147	H ETSU	69 52	
									165	H Davidson	77 58	
									167	N Hampton	42 47	
									168	H Jacksonville	57 51	
									204	H Richmond	43 33	
									254	A American	71 70	
									278	H La Salle	61 53	
									300	N Coastal Caro.	81 52	
									306	A FIU	57 53	
LAST 12 Division I GAMES:												
40	H North Carolina St.	63 58	27	H Syracuse	65 91							
145	A Pittsburgh	60 49	38	A Miami (FL)	60 71							
18	A Louisville	54 78	94	H Virginia	50 52							
14	H Florida St.	55 96	39	A Duke	68 95							
100	A Boston College	65 59	40	A North Carolina St.	47 64							
106	H North Carolina	75 63	306	A FIU	57 53							

Non-Div I Games:

Wake Forest

■ Loss, 
 ■ Non-Conf, 
 ■ S Site, 
 ■ H Home 
 ■ A Away 
 N Neutral

Average RPI Win:	124	WON-LOST	WINNING	LAST 10	STRENGTH OF	OPP. STRENGTH	TEAM	ADJ.	CONF.	ADJ CONF.
Average RPI Loss:	30	RECORD	PCT. RANK	GAMES	SCHEDULE	OF SCHEDULE	RPI	RPI	RPI	RPI
DIV. I ONLY	16- 7	71	5- 5	22	16	37	37	1	1	
DIV. I NON-CONF.	9- 2	37	0- 0	48	116	39	39	1	1	
TOTALS	RPI 1-25	RPI 26-50	W-L RECORDS	RPI 51-100	RPI 101-150	RPI 150+				
16- 7	1- 3	1- 2	OVERALL	6- 2	3- 0	5- 0				
10- 4	1- 2	1- 1	HOME	3- 1	1- 0	4- 0				
5- 2	0- 1	0- 0	AWAY	3- 1	1- 0	1- 0				
1- 1	0- 0	0- 1	NEUTRAL	0- 0	1- 0	0- 0				
9- 2	0- 0	0- 2	NON-CONFERENCE	3- 0	2- 0	4- 0				
6- 1	0- 0	0- 1	HOME	2- 0	0- 0	4- 0				
2- 0	0- 0	0- 0	AWAY	1- 0	1- 0	0- 0				
1- 1	0- 0	0- 1	NEUTRAL	0- 0	1- 0	0- 0				
7- 5	1- 3	1- 0	CONFERENCE	3- 2	1- 0	1- 0				
4- 3	1- 2	1- 0	HOME	1- 1	1- 0	0- 0				
3- 2	0- 1	0- 0	AWAY	2- 1	0- 0	1- 0				
0- 0	0- 0	0- 0	NEUTRAL	0- 0	0- 0	0- 0				

RPI	S	Opponent	Score	RPI	S	Opponent	Score	Team's RPI: 37	RPI	S	Opponent	Score	RPI	S	Opponent	Score
6	A	Stanford	53 69	26	H	Southern California	69 60		61	H	Oregon	63 75	104	H	Arizona	63 47
7	H	Oregon St.	53 61	27	N	Syracuse	62 66		66	H	Santa Clara	100 55	122	A	Fresno St.	89 79
9	H	UCLA	64 56	30	H	Oklahoma	68 71		67	A	Washington St.	79 64	130	N	Texas Tech	77 73
10	H	Arizona St.	61 68						67	H	Washington St.	69 63	181	A	Colorado	76 74
									68	A	Utah	83 88	188	H	Weber St.	69 56
									70	H	UC Riverside	78 43	249	H	Seattle	96 55
									74	A	California	75 65	261	H	San Diego St.	80 51
									81	A	South Dakota	77 64	281	H	Portland	83 65
LAST 12 Division I GAMES:																
61	H	Oregon	63 75	9	H	UCLA	64 56									
7	H	Oregon St.	53 61	104	H	Arizona	63 47									
74	A	California	75 65	10	H	Arizona St.	61 68									
6	A	Stanford	53 69	68	A	Utah	83 88									
67	H	Washington St.	69 63	181	A	Colorado	76 74									
26	H	Southern California	69 60	67	A	Washington St.	79 64									

Non-Div I Games:

Washington

■ Loss, 
 ■ Non-Conf, S Site, 
 ■ Home 
 ■ Away 
 N Neutral

Average RPI Win:	<b>158</b>	WON-LOST	WINNING	LAST 10	STRENGTH OF	OPP. STRENGTH	TEAM	ADJ.	CONF.	ADJ CONF.
Average RPI Loss:	<b>34</b>	RECORD	PCT. RANK	GAMES	SCHEDULE	OF SCHEDULE	RPI	RPI	RPI	RPI
DIV. I ONLY	<b>12- 11</b>	<b>164</b>	<b>3- 7</b>	<b>31</b>	<b>15</b>	<b>67</b>	<b>67</b>	<b>1</b>	<b>1</b>	
DIV. I NON-CONF.	<b>9- 2</b>	<b>37</b>	<b>0- 0</b>	<b>99</b>	<b>96</b>	<b>21</b>	<b>21</b>	<b>1</b>	<b>1</b>	
TOTALS	RPI 1-25	RPI 26-50	W-L RECORDS	RPI 51-100	RPI 101-150	RPI 150+				
12- 11	0- 5	1- 3	OVERALL	2- 3	3- 0	6- 0				
6- 5	0- 3	1- 1	HOME	1- 1	1- 0	3- 0				
5- 6	0- 2	0- 2	AWAY	1- 2	2- 0	2- 0				
1- 0	0- 0	0- 0	NEUTRAL	0- 0	0- 0	1- 0				
9- 2	0- 1	0- 1	NON-CONFERENCE	2- 0	2- 0	5- 0				
4- 0	0- 0	0- 0	HOME	1- 0	0- 0	3- 0				
4- 2	0- 1	0- 1	AWAY	1- 0	2- 0	1- 0				
1- 0	0- 0	0- 0	NEUTRAL	0- 0	0- 0	1- 0				
3- 9	0- 4	1- 2	CONFERENCE	0- 3	1- 0	1- 0				
2- 5	0- 3	1- 1	HOME	0- 1	1- 0	0- 0				
1- 4	0- 1	0- 1	AWAY	0- 2	0- 0	1- 0				
0- 0	0- 0	0- 0	NEUTRAL	0- 0	0- 0	0- 0				

RPI 1-25				RPI 26-50				RPI 51-100				Team's RPI: 67		RPI 101+			
RPI	S	Opponent	Score	RPI	S	Opponent	Score	RPI	S	Opponent	Score			RPI	S	Opponent	Score
6	A	Stanford	52 69	26	H	Southern California	73 61	61	H	Oregon	48 73			104	H	Arizona	67 46
7	H	Oregon St.	45 54	37	A	Washington	63 69	65	A	San Diego	78 72			129	A	Boise St.	57 52
9	H	UCLA	73 75	37	H	Washington	64 79	68	A	Utah	71 73			150	A	Hawaii	62 52
10	H	Arizona St.	45 63	48	A	St. Mary's (CA)	71 75	74	A	California	71 74			167	H	Hampton	68 61
16	A	Oklahoma St.	60 70					89	H	Gonzaga	55 48			181	A	Colorado	74 66

Average RPI Win:	246	WON-LOST	WINNING	LAST 10	STRENGTH OF	OPP. STRENGTH	TEAM	ADJ.	CONF.	ADJ CONF.
Average RPI Loss:	120	RECORD	PCT. RANK	GAMES	SCHEDULE	OF SCHEDULE	RPI	RPI	RPI	RPI
DIV. I ONLY	13- 6	80	7- 3	340	93	188	188	20	20	
DIV. I NON-CONF.	6- 3	100	0- 1	315	91	171	171	21	21	
TOTALS	RPI 1-25	RPI 26-50	W-L RECORDS	RPI 51-100	RPI 101-150	RPI 150+				
13- 6	0- 1	0- 1	OVERALL	0- 0	1- 1	12- 3				
4- 4	0- 1	0- 0	HOME	0- 0	0- 1	4- 2				
8- 2	0- 0	0- 1	AWAY	0- 0	1- 0	7- 1				
1- 0	0- 0	0- 0	NEUTRAL	0- 0	0- 0	1- 0				
6- 3	0- 1	0- 1	NON-CONFERENCE	0- 0	0- 0	6- 1				
1- 2	0- 1	0- 0	HOME	0- 0	0- 0	1- 1				
4- 1	0- 0	0- 1	AWAY	0- 0	0- 0	4- 0				
1- 0	0- 0	0- 0	NEUTRAL	0- 0	0- 0	1- 0				
7- 3	0- 0	0- 0	CONFERENCE	0- 0	1- 1	6- 2				
3- 2	0- 0	0- 0	HOME	0- 0	0- 1	3- 1				
4- 1	0- 0	0- 0	AWAY	0- 0	1- 0	3- 1				
0- 0	0- 0	0- 0	NEUTRAL	0- 0	0- 0	0- 0				

RPI 1-25				RPI 26-50				RPI 51-100				RPI 101+ Team's RPI: 188			
RPI	S	Opponent	Score	RPI	S	Opponent	Score	RPI	S	Opponent	Score	RPI	S	Opponent	Score
12	H	BYU	51 68	37	A	Washington	56 69					127	A	North Dakota	62 56
												127	H	North Dakota	78 85
												170	A	Northern Colo.	63 65
												170	H	Northern Colo.	82 79
												174	H	Col. of Charleston	42 50
												200	A	Idaho St.	61 46
												200	H	Idaho St.	57 58
												201	A	North Texas	45 38
												206	H	Sacramento St.	77 66
												217	H	Utah Valley	61 56
												234	N	Stephen F. Austin	56 46
												259	A	Northern Ariz.	76 56
												281	A	Portland	57 55
												305	A	Denver	61 49
												322	H	Portland St.	102 73
												331	A	Southern Utah	69 51
												340	A	Cal St. Fullerton	60 40
LAST 12 Division I GAMES:															
127	H	North Dakota	78 85	322	H	Portland St.	102 73								
170	H	Northern Colo.	82 79	170	A	Northern Colo.	63 65								
331	A	Southern Utah	69 51	127	A	North Dakota	62 56								
259	A	Northern Ariz.	76 56	200	A	Idaho St.	61 46								
200	H	Idaho St.	57 58	37	A	Washington	56 69								
206	H	Sacramento St.	77 66	217	H	Utah Valley	61 56								

Non-Div I Games: Westminster (UT) 79 46 Bethesda (CA) 86 60

Weber St.

Loss, Non-Conf, S Site, H Home A Away N Neutral

Average RPI Win:	164	WON-LOST	WINNING	LAST 10	STRENGTH OF	OPP. STRENGTH	TEAM	ADJ.	CONF.	ADJ CONF.
Average RPI Loss:	27	RECORD	PCT. RANK	GAMES	SCHEDULE	OF SCHEDULE	RPI	RPI	RPI	RPI
DIV. I ONLY	18- 6	45	7- 3	58	47	36	36	3	3	
DIV. I NON-CONF.	11- 2	28	1- 0	162	167	51	51	4	4	
TOTALS	RPI 1-25	RPI 26-50	W-L RECORDS	RPI 51-100	RPI 101-150	RPI 150+				
18- 6	0- 3	3- 2	OVERALL	3- 1	4- 0	8- 0				
9- 2	0- 2	1- 0	HOME	1- 0	1- 0	6- 0				
4- 3	0- 1	1- 1	AWAY	1- 1	1- 0	1- 0				
5- 1	0- 0	1- 1	NEUTRAL	1- 0	2- 0	1- 0				
11- 2	0- 0	1- 1	NON-CONFERENCE	2- 1	2- 0	6- 0				
6- 0	0- 0	0- 0	HOME	1- 0	0- 0	5- 0				
0- 1	0- 0	0- 0	AWAY	0- 1	0- 0	0- 0				
5- 1	0- 0	1- 1	NEUTRAL	1- 0	2- 0	1- 0				
7- 4	0- 3	2- 1	CONFERENCE	1- 0	2- 0	2- 0				
3- 2	0- 2	1- 0	HOME	0- 0	1- 0	1- 0				
4- 2	0- 1	1- 1	AWAY	1- 0	1- 0	1- 0				
0- 0	0- 0	0- 0	NEUTRAL	0- 0	0- 0	0- 0				

RPI	S	Opponent	Score	RPI	S	Opponent	Score	Team's RPI: 36	RPI	S	Opponent	Score	RPI	S	Opponent	Score
4	A	Baylor	64 69	26	N	Southern California	67 78		53	N	James Madison	69 62	108	N	Yale	70 60
4	H	Baylor	61 71	30	A	Oklahoma	54 57		71	H	Elon	67 57	130	A	Texas Tech	69 42
8	H	Texas	54 65	41	N	Indiana	75 64		89	A	Gonzaga	57 62	130	H	Texas Tech	79 57
				49	A	Kansas St.	72 53		93	A	TCU	97 84	134	N	Marshall	66 60
				49	H	Kansas St.	64 44						191	A	Kansas	65 45
LAST 12 Division I GAMES:																
				49	H	Kansas St.	64 44		4	A	Baylor	64 69				
				130	A	Texas Tech	69 42		130	H	Texas Tech	79 57				
				4	H	Baylor	61 71		49	A	Kansas St.	72 53				
				30	A	Oklahoma	54 57		191	A	Kansas	65 45				
				93	A	TCU	97 84		8	H	Texas	54 65				
				191	H	Kansas	72 35		71	H	Elon	67 57				

Non-Div I Games:

West Virginia

Average RPI Win:	294	WON-LOST	WINNING	LAST 10	STRENGTH OF	OPP. STRENGTH	TEAM	ADJ.	CONF.	ADJ CONF.
Average RPI Loss:	168	RECORD	PCT. RANK	GAMES	SCHEDULE	OF SCHEDULE	RPI	RPI	RPI	RPI
DIV. I ONLY	3- 17	328	2- 7	127	311	298	298	17	17	
DIV. I NON-CONF.	1- 10	330	0- 2	147	346	309	309	16	16	
TOTALS	RPI 1-25	RPI 26-50	W-L RECORDS	RPI 51-100	RPI 101-150	RPI 150+				
3- 17	0- 0	0- 2	OVERALL	0- 1	0- 6	3- 8				
2- 5	0- 0	0- 0	HOME	0- 0	0- 3	2- 2				
0- 12	0- 0	0- 2	AWAY	0- 1	0- 3	0- 6				
1- 0	0- 0	0- 0	NEUTRAL	0- 0	0- 0	1- 0				
1- 10	0- 0	0- 2	NON-CONFERENCE	0- 0	0- 1	1- 7				
0- 2	0- 0	0- 0	HOME	0- 0	0- 1	0- 1				
0- 8	0- 0	0- 2	AWAY	0- 0	0- 0	0- 6				
1- 0	0- 0	0- 0	NEUTRAL	0- 0	0- 0	1- 0				
2- 7	0- 0	0- 0	CONFERENCE	0- 1	0- 5	2- 1				
2- 3	0- 0	0- 0	HOME	0- 0	0- 2	2- 1				
0- 4	0- 0	0- 0	AWAY	0- 1	0- 3	0- 0				
0- 0	0- 0	0- 0	NEUTRAL	0- 0	0- 0	0- 0				

RPI 1-25				RPI 26-50				RPI 51-100				RPI 101+				Team's RPI: 298
RPI	S	Opponent	Score	RPI	S	Opponent	Score	RPI	S	Opponent	Score	RPI	S	Opponent	Score	
				39	A	Duke	47 84	56	A	Chattanooga	59 77	121	A	Samford	52 57	
				40	A	North Carolina St.	55 86					121	H	Samford	42 59	
												126	A	Mercer	42 63	
												126	H	Mercer	88 92	
												143	H	UNC Asheville	45 67	
												147	A	ETSU	62 74	
												165	A	Davidson	51 64	
												208	A	Eastern Ky.	62 91	
												216	H	Furman	76 83	
												235	A	USC Upstate	59 68	
												248	H	Bethune-Cookman	59 66	
												280	A	Campbell	66 73	
												285	A	Kennesaw St.	53 65	
												286	H	UNCG	84 72	
												294	A	Charleston So.	59 80	
												295	N	Florida A&M	69 53	
												302	H	Wofford	74 72	
LAST 12 Division I GAMES:																
				121	A	Samford	52 57	56	A	Chattanooga	59 77					
				126	A	Mercer	42 63	126	H	Mercer	88 92					
				286	H	UNCG	84 72	121	H	Samford	42 59					
				302	H	Wofford	74 72	235	A	USC Upstate	59 68					
				216	H	Furman	76 83	39	A	Duke	47 84					
				147	A	ETSU	62 74	294	A	Charleston So.	59 80					

Non-Div I Games: Anderson (SC) 72 55 Brevard 68 60 Warren Wilson 106 52

Western Caro.



Average RPI Win:	282	WON-LOST	WINNING	LAST 10	STRENGTH OF	OPP. STRENGTH	TEAM	ADJ.	CONF.	ADJ CONF.
Average RPI Loss:	142	RECORD	PCT. RANK	GAMES	SCHEDULE	OF SCHEDULE	RPI	RPI	RPI	RPI
DIV. I ONLY	11- 11	167	5- 5	287	247	227	227	18	18	
DIV. I NON-CONF.	5- 6	180	1- 0	287	258	243	243	19	19	
TOTALS	RPI 1-25	RPI 26-50	W-L RECORDS	RPI 51-100	RPI 101-150	RPI 150+				
11- 11	0- 0	0- 2	OVERALL	0- 2	0- 3	11- 4				
6- 4	0- 0	0- 0	HOME	0- 1	0- 1	6- 2				
4- 6	0- 0	0- 2	AWAY	0- 1	0- 2	4- 1				
1- 1	0- 0	0- 0	NEUTRAL	0- 0	0- 0	1- 1				
5- 6	0- 0	0- 2	NON-CONFERENCE	0- 0	0- 1	5- 3				
2- 2	0- 0	0- 0	HOME	0- 0	0- 0	2- 2				
2- 3	0- 0	0- 2	AWAY	0- 0	0- 1	2- 0				
1- 1	0- 0	0- 0	NEUTRAL	0- 0	0- 0	1- 1				
6- 5	0- 0	0- 0	CONFERENCE	0- 2	0- 2	6- 1				
4- 2	0- 0	0- 0	HOME	0- 1	0- 1	4- 0				
2- 3	0- 0	0- 0	AWAY	0- 1	0- 1	2- 1				
0- 0	0- 0	0- 0	NEUTRAL	0- 0	0- 0	0- 0				

RPI S	Opponent	Score	RPI S	Opponent	Score	RPI S	Opponent	Score	RPI S	Opponent	Score	Team's RPI: 227
49	A Kansas St.	45 84	59	A South Dakota St.	63 85	114	A IUPUI	87 96	114	H IUPUI	60 68	
50	A Iowa	81 96	81	H South Dakota	77 102	127	A North Dakota	67 78	151	H SIUE	78 74	
						158	H Oral Roberts	72 61	199	H Southeast Mo. St.	84 89	
						220	H Ill.-Chicago	70 78	248	N Bethune-Cookman	75 59	
						264	A Omaha	66 79	264	H Omaha	74 55	
						290	N Towson	77 83	305	H Denver	63 60	
						315	A Illinois St.	79 64	321	A North Dakota St.	94 82	
						333	A IPFW	78 74	333	H IPFW	88 87	
						338	A Eastern Ill.	92 69	339	H Chicago St.	88 50	
LAST 12 Division I GAMES:												
114	A IUPUI	87 96	305	H Denver	63 60							
333	H IPFW	88 87	114	H IUPUI	60 68							
264	H Omaha	74 55	333	A IPFW	78 74							
81	H South Dakota	77 102	264	A Omaha	66 79							
59	A South Dakota St.	63 85	158	H Oral Roberts	72 61							
321	A North Dakota St.	94 82	315	A Illinois St.	79 64							

Non-Div I Games: Ashford 86 58 Central Methodist 108 46

Western Ill.

Average RPI Win:	184	WON-LOST	WINNING	LAST 10	STRENGTH OF	OPP. STRENGTH	TEAM	ADJ.	CONF.	ADJ CONF.
Average RPI Loss:	74	RECORD	PCT. RANK	GAMES	SCHEDULE	OF SCHEDULE	RPI	RPI	RPI	RPI
DIV. I ONLY	17- 4	33	8- 2	176	89	57	57	12	12	
DIV. I NON-CONF.	8- 2	51	1- 0	212	89	56	56	10	10	
TOTALS	RPI 1-25	RPI 26-50	W-L RECORDS	RPI 51-100	RPI 101-150	RPI 150+				
17- 4	1- 1	0- 0	OVERALL	1- 2	2- 1	13- 0				
10- 1	1- 1	0- 0	HOME	1- 0	2- 0	6- 0				
6- 3	0- 0	0- 0	AWAY	0- 2	0- 1	6- 0				
1- 0	0- 0	0- 0	NEUTRAL	0- 0	0- 0	1- 0				
8- 2	1- 0	0- 0	NON-CONFERENCE	0- 1	1- 1	6- 0				
4- 0	1- 0	0- 0	HOME	0- 0	1- 0	2- 0				
3- 2	0- 0	0- 0	AWAY	0- 1	0- 1	3- 0				
1- 0	0- 0	0- 0	NEUTRAL	0- 0	0- 0	1- 0				
9- 2	0- 1	0- 0	CONFERENCE	1- 1	1- 0	7- 0				
6- 1	0- 1	0- 0	HOME	1- 0	1- 0	4- 0				
3- 1	0- 0	0- 0	AWAY	0- 1	0- 0	3- 0				
0- 0	0- 0	0- 0	NEUTRAL	0- 0	0- 0	0- 0				

RPI 1-25				RPI 26-50				RPI 51-100 Team's RPI: 57				RPI 101+			
RPI	S	Opponent	Score	RPI	S	Opponent	Score	RPI	S	Opponent	Score	RPI	S	Opponent	Score
18	H	Louisville	71 69					54	A	Ball St.	60 74	110	H	Belmont	80 65
25	H	UTEP	78 85					79	A	Middle Tenn.	75 83	134	H	Marshall	81 52
								90	H	Charlotte	77 66	137	A	Ole Miss	53 59
												156	A	Texas-Arlington	73 64
												157	H	Old Dominion	68 51
												162	A	Fla. Atlantic	81 62
												169	A	UAB	63 49
												174	A	Col. of Charleston	78 44
												177	N	George Mason	84 58
												201	H	North Texas	65 53
												208	H	Eastern Ky.	76 60
												228	H	UTSA	72 65
												244	H	Rice	52 49
												266	H	Austin Peay	88 69
												306	A	FIU	71 69
												334	A	Lipscomb	64 56
LAST 12 Division I GAMES:															
25	H	UTEP	78 85	201	H	North Texas	65 53								
228	H	UTSA	72 65	244	H	Rice	52 49								
79	A	Middle Tenn.	75 83	162	A	Fla. Atlantic	81 62								
169	A	UAB	63 49	306	A	FIU	71 69								
90	H	Charlotte	77 66	134	H	Marshall	81 52								
157	H	Old Dominion	68 51	110	H	Belmont	80 65								

Non-Div I Games: Alas. Anchorage 62 58

Western Ky.

Average RPI Win:	255	WON-LOST	WINNING	LAST 10	STRENGTH OF	OPP. STRENGTH	TEAM	ADJ.	CONF.	ADJ CONF.
Average RPI Loss:	69	RECORD	PCT. RANK	GAMES	SCHEDULE	OF SCHEDULE	RPI	RPI	RPI	RPI
DIV. I ONLY	11- 10	158	5- 5	133	162	123	123	11	11	
DIV. I NON-CONF.	6- 4	125	0- 0	127	204	100	100	13	13	
TOTALS	RPI 1-25	RPI 26-50	W-L RECORDS	RPI 51-100	RPI 101-150	RPI 150+				
11- 10	0- 2	0- 1	OVERALL	0- 4	1- 3	10- 0				
5- 2	0- 0	0- 0	HOME	0- 1	0- 1	5- 0				
5- 6	0- 1	0- 1	AWAY	0- 2	1- 2	4- 0				
1- 2	0- 1	0- 0	NEUTRAL	0- 1	0- 0	1- 0				
6- 4	0- 2	0- 0	NON-CONFERENCE	0- 2	0- 0	6- 0				
2- 0	0- 0	0- 0	HOME	0- 0	0- 0	2- 0				
3- 2	0- 1	0- 0	AWAY	0- 1	0- 0	3- 0				
1- 2	0- 1	0- 0	NEUTRAL	0- 1	0- 0	1- 0				
5- 6	0- 0	0- 1	CONFERENCE	0- 2	1- 3	4- 0				
3- 2	0- 0	0- 0	HOME	0- 1	0- 1	3- 0				
2- 4	0- 0	0- 1	AWAY	0- 1	1- 2	1- 0				
0- 0	0- 0	0- 0	NEUTRAL	0- 0	0- 0	0- 0				

RPI 1-25				RPI 26-50				RPI 51-100				RPI 101+				Team's RPI: 123
RPI	S	Opponent	Score	RPI	S	Opponent	Score	RPI	S	Opponent	Score	RPI	S	Opponent	Score	
13	A	Michigan St.	40 78	31	A	Ohio	63 73	54	H	Ball St.	53 77	109	A	Toledo	73 80	
22	N	Mississippi St.	68 90					72	N	FGCU	42 60	109	H	Toledo	68 80	
								82	A	Central Mich.	51 53	111	A	Eastern Mich.	66 70	
								85	A	Northwestern	62 86	133	A	Buffalo	92 78	
												154	A	Loyola Chicago	68 45	
												161	H	Detroit	70 66	
												223	N	Gardner-Webb	71 44	
												231	H	Bowling Green	74 45	
												251	H	Miami (OH)	80 66	
												314	A	Bradley	72 59	
												332	A	Kent St.	65 53	
												332	H	Kent St.	73 52	
												333	A	IPFW	70 48	
												339	H	Chicago St.	65 56	
LAST 12 Division I GAMES:																
111	A	Eastern Mich.	66 70	251	H	Miami (OH)	80 66									
109	H	Toledo	68 80	332	H	Kent St.	73 52									
332	A	Kent St.	65 53	109	A	Toledo	73 80									
82	A	Central Mich.	51 53	231	H	Bowling Green	74 45									
54	H	Ball St.	53 77	31	A	Ohio	63 73									
133	A	Buffalo	92 78	72	N	FGCU	42 60									

Non-Div I Games: Ferris St. 73 41 Wis.-Parkside 56 49

Western Mich.

Loss, Non-Conf, S Site, H Home A Away N Neutral

Average RPI Win:	262	WON-LOST	WINNING	LAST 10	STRENGTH OF	OPP. STRENGTH	TEAM	ADJ.	CONF.	ADJ CONF.
Average RPI Loss:	157	RECORD	PCT. RANK	GAMES	SCHEDULE	OF SCHEDULE	RPI	RPI	RPI	RPI
DIV. I ONLY	5- 17	297	1- 2	180	201	291	291	21	21	
DIV. I NON-CONF.	3- 8	258	1- 0	172	218	266	266	17	17	
TOTALS	RPI 1-25	RPI 26-50	W-L RECORDS	RPI 51-100	RPI 101-150	RPI 150+				
5- 17	0- 1	0- 1	OVERALL	0- 4	1- 3	4- 8				
4- 7	0- 1	0- 1	HOME	0- 2	1- 1	3- 2				
1- 9	0- 0	0- 0	AWAY	0- 2	0- 2	1- 5				
0- 1	0- 0	0- 0	NEUTRAL	0- 0	0- 0	0- 1				
3- 8	0- 1	0- 1	NON-CONFERENCE	0- 1	0- 1	3- 4				
2- 4	0- 1	0- 1	HOME	0- 0	0- 0	2- 2				
1- 3	0- 0	0- 0	AWAY	0- 1	0- 1	1- 1				
0- 1	0- 0	0- 0	NEUTRAL	0- 0	0- 0	0- 1				
2- 9	0- 0	0- 0	CONFERENCE	0- 3	1- 2	1- 4				
2- 3	0- 0	0- 0	HOME	0- 2	1- 1	1- 0				
0- 6	0- 0	0- 0	AWAY	0- 1	0- 1	0- 4				
0- 0	0- 0	0- 0	NEUTRAL	0- 0	0- 0	0- 0				

RPI 1-25				RPI 26-50				RPI 51-100				RPI 101+ Team's RPI: 291			
RPI	S	Opponent	Score	RPI	S	Opponent	Score	RPI	S	Opponent	Score	RPI	S	Opponent	Score
15	H	Tennessee	51 58	32	H	Missouri	37 57	52	A	Arkansas St.	40 67	115	A	Creighton	54 79
								87	H	Missouri St.	57 77	132	A	UNI	48 69
								98	A	Drake	59 81	132	H	UNI	44 55
								98	H	Drake	56 87	139	H	Southern Ill.	57 48
												154	A	Loyola Chicago	55 60
												183	H	Eastern Wash.	62 67
												199	H	Southeast Mo. St.	62 66
												204	N	Richmond	50 63
												247	A	Indiana St.	33 59
												272	H	Prairie View	64 36
												274	H	N.C. A&T	55 53
												284	A	Tennessee Tech	48 54
												306	A	FIU	76 62
												314	A	Bradley	44 50
												315	A	Illinois St.	49 70
												319	H	Evansville	58 50
LAST 12 Division I GAMES:															
306	A	FIU	76 62	314	A	Bradley	44 50								
132	A	UNI	48 69	154	A	Loyola Chicago	55 60								
98	A	Drake	59 81	98	H	Drake	56 87								
87	H	Missouri St.	57 77	132	H	UNI	44 55								
319	H	Evansville	58 50	315	A	Illinois St.	49 70								
139	H	Southern Ill.	57 48	247	A	Indiana St.	33 59								

Non-Div I Games:

Wichita St.

■ Loss, 
 ■ Non-Conf, S Site, 
 ■ Home 
 ■ Away 
 N Neutral

William & Mary

Through Games Of Feb. 8, 2016

Average RPI Win:	246	WON-LOST	WINNING	LAST 10	STRENGTH OF	OPP. STRENGTH	TEAM	ADJ.	CONF.	ADJ CONF.
Average RPI Loss:	148	RECORD	PCT. RANK	GAMES	SCHEDULE	OF SCHEDULE	RPI	RPI	RPI	RPI
DIV. I ONLY	13- 9	119	3- 7	324	165	198	198	13	13	
DIV. I NON-CONF.	9- 2	37	1- 0	344	282	156	156	12	12	
TOTALS	RPI 1-25	RPI 26-50	W-L RECORDS	RPI 51-100	RPI 101-150	RPI 150+				
13- 9	0- 0	0- 0	OVERALL	1- 4	0- 0	12- 5				
8- 2	0- 0	0- 0	HOME	1- 1	0- 0	7- 1				
5- 7	0- 0	0- 0	AWAY	0- 0	0- 0	5- 2				
0- 0	0- 0	0- 0	NEUTRAL	0- 0	0- 0	0- 0				
9- 2	0- 0	0- 0	NON-CONFERENCE	0- 1	0- 0	9- 1				
5- 0	0- 0	0- 0	HOME	0- 0	0- 0	5- 0				
4- 2	0- 0	0- 0	AWAY	0- 1	0- 0	4- 1				
0- 0	0- 0	0- 0	NEUTRAL	0- 0	0- 0	0- 0				
4- 7	0- 0	0- 0	CONFERENCE	1- 3	0- 0	3- 4				
3- 2	0- 0	0- 0	HOME	1- 1	0- 0	2- 1				
1- 5	0- 0	0- 0	AWAY	0- 2	0- 0	1- 3				
0- 0	0- 0	0- 0	NEUTRAL	0- 0	0- 0	0- 0				

RPI S	Opponent	Score	RPI S	Opponent	Score	RPI S	Opponent	Score	RPI S	Opponent	Score	Team's RPI: 198
						53	H James Madison	65 59	157	H Old Dominion	75 64	
						71	A Elon	51 73	174	H Col. of Charleston	51 55	
						77	A Hofstra	45 75	194	A Delaware	63 67	
						83	H Drexel	50 67	195	A Northeastern	68 69	
						97	A VCU	47 73	195	H Northeastern	69 62	
									204	A Richmond	50 56	
									230	H Grambling	74 55	
									237	A Clemson	58 41	
									241	A UNCW	44 59	
									241	H UNCW	77 65	
									254	H American	62 51	
									255	A Loyola Maryland	62 61	
									290	A Towson	73 54	
									302	H Wofford	75 55	
									304	A Delaware St.	65 59	
									337	A Mt. St. Mary's	76 74	
									346	H Norfolk St.	67 47	
LAST 12 Division I GAMES:												
241	A UNCW	44 59	77	A Hofstra	45 75							
71	A Elon	51 73	195	A Northeastern	68 69							
195	H Northeastern	69 62	83	H Drexel	50 67							
174	H Col. of Charleston	51 55	290	A Towson	73 54							
194	A Delaware	63 67	53	H James Madison	65 59							
241	H UNCW	77 65	157	H Old Dominion	75 64							

Non-Div I Games:

William & Mary

Loss, Non-Conf, S Site, H Home A Away N Neutral

Average RPI Win:	284	WON-LOST	WINNING	LAST 10	STRENGTH OF	OPP. STRENGTH	TEAM	ADJ.	CONF.	ADJ CONF.
Average RPI Loss:	167	RECORD	PCT. RANK	GAMES	SCHEDULE	OF SCHEDULE	RPI	RPI	RPI	RPI
DIV. I ONLY	3- 19	334	1- 9	144	272	309	309	26	26	
DIV. I NON-CONF.	1- 8	320	0- 1	46	49	245	245	28	28	
TOTALS	RPI 1-25	RPI 26-50	W-L RECORDS	RPI 51-100	RPI 101-150	RPI 150+				
3- 19	0- 1	0- 3	OVERALL	0- 1	0- 4	3- 10				
3- 5	0- 0	0- 0	HOME	0- 0	0- 1	3- 4				
0- 13	0- 1	0- 2	AWAY	0- 1	0- 3	0- 6				
0- 1	0- 0	0- 1	NEUTRAL	0- 0	0- 0	0- 0				
1- 8	0- 1	0- 3	NON-CONFERENCE	0- 1	0- 1	1- 2				
1- 0	0- 0	0- 0	HOME	0- 0	0- 0	1- 0				
0- 7	0- 1	0- 2	AWAY	0- 1	0- 1	0- 2				
0- 1	0- 0	0- 1	NEUTRAL	0- 0	0- 0	0- 0				
2- 11	0- 0	0- 0	CONFERENCE	0- 0	0- 3	2- 8				
2- 5	0- 0	0- 0	HOME	0- 0	0- 1	2- 4				
0- 6	0- 0	0- 0	AWAY	0- 0	0- 2	0- 4				
0- 0	0- 0	0- 0	NEUTRAL	0- 0	0- 0	0- 0				

RPI 1-25				RPI 26-50				RPI 51-100				RPI 101+ Team's RPI: 309			
RPI	S	Opponent	Score	RPI	S	Opponent	Score	RPI	S	Opponent	Score	RPI	S	Opponent	Score
3	A	South Carolina	37 86	30	A	Oklahoma	48 78	55	A	Auburn	33 76	101	A	Liberty	61 77
				31	N	Ohio	54 75					107	A	Akron	59 76
				39	A	Duke	50 78					143	A	UNC Asheville	55 63
												143	H	UNC Asheville	59 67
												174	A	Col. of Charleston	63 77
												216	A	Furman	52 71
												222	H	Presbyterian	48 59
												223	A	Gardner-Webb	52 70
												223	H	Gardner-Webb	81 62
												226	A	Radford	44 66
												232	H	High Point	67 74
												280	H	Campbell	50 49
												294	A	Charleston So.	51 54
												294	H	Charleston So.	50 58
												317	A	Longwood	60 67
												317	H	Longwood	60 63
												349	H	N.C. Central	62 39
LAST 12 Division I GAMES:															
223	A	Gardner-Webb	52 70	101	A	Liberty	61 77								
143	H	UNC Asheville	59 67	222	H	Presbyterian	48 59								
294	H	Charleston So.	50 58	226	A	Radford	44 66								
317	A	Longwood	60 67	317	H	Longwood	60 63								
280	H	Campbell	50 49	143	A	UNC Asheville	55 63								
232	H	High Point	67 74	174	A	Col. of Charleston	63 77								

Non-Div I Games:

Winthrop

■ Loss, 
 ■ Non-Conf, S Site, 
 ■ Home 
 ■ Away 
 N Neutral

Average RPI Win:	141	WON-LOST	WINNING	LAST 10	STRENGTH OF	OPP. STRENGTH	TEAM	ADJ.	CONF.	ADJ CONF.
Average RPI Loss:	65	RECORD	PCT. RANK	GAMES	SCHEDULE	OF SCHEDULE	RPI	RPI	RPI	RPI
DIV. I ONLY	7- 15	265	2- 8	19	22	141	141	4	4	
DIV. I NON-CONF.	4- 6	201	0- 0	62	68	155	155	3	3	
TOTALS	RPI 1-25	RPI 26-50	W-L RECORDS	RPI 51-100	RPI 101-150	RPI 150+				
7- 15	0- 6	2- 3	OVERALL	0- 4	1- 0	4- 2				
5- 7	0- 4	2- 1	HOME	0- 2	0- 0	3- 0				
1- 8	0- 2	0- 2	AWAY	0- 2	1- 0	0- 2				
1- 0	0- 0	0- 0	NEUTRAL	0- 0	0- 0	1- 0				
4- 6	0- 2	0- 1	NON-CONFERENCE	0- 2	1- 0	3- 1				
2- 3	0- 2	0- 0	HOME	0- 1	0- 0	2- 0				
1- 3	0- 0	0- 1	AWAY	0- 1	1- 0	0- 1				
1- 0	0- 0	0- 0	NEUTRAL	0- 0	0- 0	1- 0				
3- 9	0- 4	2- 2	CONFERENCE	0- 2	0- 0	1- 1				
3- 4	0- 2	2- 1	HOME	0- 1	0- 0	1- 0				
0- 5	0- 2	0- 1	AWAY	0- 1	0- 0	0- 1				
0- 0	0- 0	0- 0	NEUTRAL	0- 0	0- 0	0- 0				

RPI	S	Opponent	Score	RPI	S	Opponent	Score	RPI	S	Opponent	Score	RPI	S	Opponent	Score	Team's RPI: 141
5	A	Ohio St.	61 87	41	H	Indiana	73 69	73	A	Nebraska	62 75	128	A	Wake Forest	64 51	
11	H	Maryland	65 90	42	A	Rutgers	41 61	84	A	Marquette	61 77	153	A	Illinois	65 71	
13	A	Michigan St.	67 77	45	A	Dayton	64 87	86	H	Minnesota	77 84	155	H	Penn St.	82 62	
13	H	Michigan St.	54 77	47	H	Purdue	64 57	98	H	Drake	70 89	166	H	Louisiana Tech	79 65	
20	H	Green Bay	58 72	50	H	Iowa	54 57					194	N	Delaware	54 52	
21	H	Florida	75 91									256	H	Northern Ill.	89 62	
												261	A	San Diego St.	57 63	
LAST 12 Division I GAMES:																
47	H	Purdue	64 57	153	A	Illinois	65 71									
5	A	Ohio St.	61 87	50	H	Iowa	54 57									
13	H	Michigan St.	54 77	155	H	Penn St.	82 62									
73	A	Nebraska	62 75	42	A	Rutgers	41 61									
86	H	Minnesota	77 84	13	A	Michigan St.	67 77									
11	H	Maryland	65 90	41	H	Indiana	73 69									

Non-Div I Games:

Wisconsin

■ Loss, 
■ Non-Conf, 
■ S Site, 
■ H Home 
■ A Away 
N Neutral

Average RPI Win: <b>284</b>	WON-LOST	WINNING	LAST 10	STRENGTH OF	OPP. STRENGTH	TEAM	ADJ.	CONF.	ADJ CONF.
Average RPI Loss: <b>176</b>	RECORD	PCT. RANK	GAMES	SCHEDULE	OF SCHEDULE	RPI	RPI	RPI	RPI
DIV. I ONLY	5- 16	292	1- 8	195	325	302	302	17	17
DIV. I NON-CONF.	4- 8	234	1- 1	236	349	287	287	16	16
TOTALS	RPI 1-25	RPI 26-50	W-L RECORDS	RPI 51-100	RPI 101-150	RPI 150+			
5- 16	0- 0	0- 0	OVERALL	0- 4	0- 5	5- 7			
4- 6	0- 0	0- 0	HOME	0- 1	0- 4	4- 1			
1- 10	0- 0	0- 0	AWAY	0- 3	0- 1	1- 6			
0- 0	0- 0	0- 0	NEUTRAL	0- 0	0- 0	0- 0			
4- 8	0- 0	0- 0	NON-CONFERENCE	0- 2	0- 1	4- 5			
4- 1	0- 0	0- 0	HOME	0- 0	0- 1	4- 0			
0- 7	0- 0	0- 0	AWAY	0- 2	0- 0	0- 5			
0- 0	0- 0	0- 0	NEUTRAL	0- 0	0- 0	0- 0			
1- 8	0- 0	0- 0	CONFERENCE	0- 2	0- 4	1- 2			
0- 5	0- 0	0- 0	HOME	0- 1	0- 3	0- 1			
1- 3	0- 0	0- 0	AWAY	0- 1	0- 1	1- 1			
0- 0	0- 0	0- 0	NEUTRAL	0- 0	0- 0	0- 0			

RPI 1-25			RPI 26-50			RPI 51-100			RPI 101+ Team's RPI: 302		
RPI	S	Opponent	Score	RPI	S	Opponent	Score	RPI	S	Opponent	Score
						56  Chattanooga	48  65	121  Samford			39  58
						56  Chattanooga	40  53	126  Mercer			61  70
						86  Minnesota	54  98	143  UNC Asheville			63  70
						94  Virginia Tech	42  73	147  ETSU			69  70
								147  ETSU			54  70
								198  William & Mary			55  75
								216  Furman			61  70
								223  Gardner-Webb			61  64
								226  Radford			79 70
								275  Jacksonville St.			66 54
								285  Kennesaw St.			70 59
								286  UNCG			58 56
								294  Charleston So.			64  74
								298  Western Caro.			72  74
								300  Coastal Caro.			69  83
								313  South Carolina St.			47  60
								349  N.C. Central			60 37
LAST 12 Division I GAMES:											
56  Chattanooga			48  65	216  Furman			61  70				
147  ETSU			69  70	147  ETSU			54  70				
121  Samford			39  58	56  Chattanooga			40  53				
126  Mercer			61  70	285  Kennesaw St.			70 59				
298  Western Caro.			72  74	300  Coastal Caro.			69  83				
286  UNCG			58 56	226  Radford			79 70				

Non-Div I Games: Montreat 83 48 Bluefield Col. 69 58

Wofford

Loss, Non-Conf, S Site, Home Away N Neutral



Average RPI Win:	223	WON-LOST	WINNING	LAST 10	STRENGTH OF	OPP. STRENGTH	TEAM	ADJ.	CONF.	ADJ CONF.
Average RPI Loss:	73	RECORD	PCT. RANK	GAMES	SCHEDULE	OF SCHEDULE	RPI	RPI	RPI	RPI
DIV. I ONLY	16- 6	59	7- 3	202	119	99	99	14	14	
DIV. I NON-CONF.	8- 3	77	0- 1	274	79	136	136	15	15	
TOTALS	RPI 1-25	RPI 26-50	W-L RECORDS	RPI 51-100	RPI 101-150	RPI 150+				
16- 6	0- 1	1- 3	OVERALL	0- 0	1- 1	14- 1				
7- 3	0- 1	0- 1	HOME	0- 0	1- 0	6- 1				
7- 2	0- 0	0- 1	AWAY	0- 0	0- 1	7- 0				
2- 1	0- 0	1- 1	NEUTRAL	0- 0	0- 0	1- 0				
8- 3	0- 0	1- 3	NON-CONFERENCE	0- 0	0- 0	7- 0				
4- 1	0- 0	0- 1	HOME	0- 0	0- 0	4- 0				
2- 1	0- 0	0- 1	AWAY	0- 0	0- 0	2- 0				
2- 1	0- 0	1- 1	NEUTRAL	0- 0	0- 0	1- 0				
8- 3	0- 1	0- 0	CONFERENCE	0- 0	1- 1	7- 1				
3- 2	0- 1	0- 0	HOME	0- 0	1- 0	2- 1				
5- 1	0- 0	0- 0	AWAY	0- 0	0- 1	5- 0				
0- 0	0- 0	0- 0	NEUTRAL	0- 0	0- 0	0- 0				

RPI 1-25				RPI 26-50				RPI 51-100 Team's RPI: 99				RPI 101+			
RPI	S	Opponent	Score	RPI	S	Opponent	Score	RPI	S	Opponent	Score	RPI	S	Opponent	Score
20	H	Green Bay	58 63	28	H	Georgia	57 63					124	A	Youngstown St.	69 72
				35	N	George Washington	77 71					144	H	Northern Ky.	66 61
				38	A	Miami (FL)	67 80					161	A	Detroit	89 71
				50	N	Iowa	77 83					175	H	Milwaukee	60 82
												190	H	Butler	66 53
												203	A	Oakland	77 72
												207	A	Valparaiso	65 54
												207	H	Valparaiso	80 63
												208	A	Eastern Ky.	71 69
												220	A	Ill.-Chicago	80 72
												220	H	Ill.-Chicago	73 62
												240	N	Houston	75 61
												266	H	Austin Peay	77 56
												301	A	Cleveland St.	93 65
												303	H	Southeastern La.	106 72
												332	A	Kent St.	73 68
												334	H	Lipscomb	92 65
LAST 12 Division I GAMES:															
220	A	Ill.-Chicago	80 72	203	A	Oakland	77 72								
207	A	Valparaiso	65 54	161	A	Detroit	89 71								
301	A	Cleveland St.	93 65	144	H	Northern Ky.	66 61								
124	A	Youngstown St.	69 72	207	H	Valparaiso	80 63								
20	H	Green Bay	58 63	220	H	Ill.-Chicago	73 62								
175	H	Milwaukee	60 82	28	H	Georgia	57 63								

Non-Div I Games: Mt. St. Joseph 117 26 Cincinnati Christian 107 44

Wright St.

Loss, Non-Conf, S Site, H Home A Away N Neutral

Average RPI Win:	267	WON-LOST	WINNING	LAST 10	STRENGTH OF	OPP. STRENGTH	TEAM	ADJ.	CONF.	ADJ CONF.
Average RPI Loss:	161	RECORD	PCT. RANK	GAMES	SCHEDULE	OF SCHEDULE	RPI	RPI	RPI	RPI
DIV. I ONLY	10- 11	185	3- 7	306	223	252	252	19	19	
DIV. I NON-CONF.	6- 3	100	0- 0	214	246	127	127	20	20	
TOTALS	RPI 1-25	RPI 26-50	W-L RECORDS	RPI 51-100	RPI 101-150	RPI 150+				
10- 11	0- 0	0- 1	OVERALL	0- 2	0- 3	10- 5				
7- 4	0- 0	0- 1	HOME	0- 0	0- 1	7- 2				
3- 7	0- 0	0- 0	AWAY	0- 2	0- 2	3- 3				
0- 0	0- 0	0- 0	NEUTRAL	0- 0	0- 0	0- 0				
6- 3	0- 0	0- 1	NON-CONFERENCE	0- 1	0- 1	6- 0				
4- 1	0- 0	0- 1	HOME	0- 0	0- 0	4- 0				
2- 2	0- 0	0- 0	AWAY	0- 1	0- 1	2- 0				
0- 0	0- 0	0- 0	NEUTRAL	0- 0	0- 0	0- 0				
4- 8	0- 0	0- 0	CONFERENCE	0- 1	0- 2	4- 5				
3- 3	0- 0	0- 0	HOME	0- 0	0- 1	3- 2				
1- 5	0- 0	0- 0	AWAY	0- 1	0- 1	1- 3				
0- 0	0- 0	0- 0	NEUTRAL	0- 0	0- 0	0- 0				

RPI S	Opponent	Score	RPI S	Opponent	Score	RPI S	Opponent	Score	RPI S	Opponent	Score	Team's RPI: 252
48	H St. Mary's (CA)	64 70	62	A Colorado St.	42 63	122	H Fresno St.	42 49				
			89	A Gonzaga	57 61	129	A Boise St.	49 58				
						136	A Idaho	57 61				
						160	H Montana St.	75 69				
						180	A UNLV	37 66				
						181	H Colorado	77 68				
						189	H New Mexico	66 48				
						209	H San Jose St.	66 67				
						218	A Utah St.	75 84				
						225	H Montana	68 61				
						261	H San Diego St.	77 84				
						267	H UC Santa Barbara	76 67				
						305	A Denver	75 64				
						312	A Nevada	65 68				
						312	H Nevada	68 53				
						340	A Cal St. Fullerton	61 56				
						343	A Air Force	67 45				
						343	H Air Force	84 56				
LAST 12 Division I GAMES:												
218	A Utah St.	75 84	189	H New Mexico	66 48							
343	H Air Force	84 56	209	H San Jose St.	66 67							
62	A Colorado St.	42 63	180	A UNLV	37 66							
122	H Fresno St.	42 49	343	A Air Force	67 45							
129	A Boise St.	49 58	312	H Nevada	68 53							
312	A Nevada	65 68	261	H San Diego St.	77 84							

Non-Div I Games: Chadron St. 81 53

Wyoming

■ Loss, 
 ■ Non-Conf, 
 ■ S Site, 
 ■ H Home 
 ■ A Away 
 N Neutral

Average RPI Win:	219	WON-LOST	WINNING	LAST 10	STRENGTH OF	OPP. STRENGTH	TEAM	ADJ.	CONF.	ADJ CONF.
Average RPI Loss:	59	RECORD	PCT. RANK	GAMES	SCHEDULE	OF SCHEDULE	RPI	RPI	RPI	RPI
DIV. I ONLY	17- 6	52	6- 4	303	80	135	135	6	6	
DIV. I NON-CONF.	9- 2	37	0- 0	345	211	204	204	6	6	
TOTALS	RPI 1-25	RPI 26-50	W-L RECORDS	RPI 51-100	RPI 101-150	RPI 150+				
17- 6	0- 1	0- 2	OVERALL	2- 2	2- 1	13- 0				
15- 2	0- 1	0- 0	HOME	2- 1	2- 0	11- 0				
2- 4	0- 0	0- 0	AWAY	0- 0	0- 0	2- 0				
0- 0	0- 0	0- 0	NEUTRAL	0- 0	0- 0	0- 0				
9- 2	0- 0	0- 0	NON-CONFERENCE	0- 2	0- 0	9- 0				
9- 1	0- 0	0- 0	HOME	0- 1	0- 0	9- 0				
0- 1	0- 0	0- 0	AWAY	0- 1	0- 0	0- 0				
0- 0	0- 0	0- 0	NEUTRAL	0- 0	0- 0	0- 0				
8- 4	0- 1	0- 2	CONFERENCE	2- 0	2- 1	4- 0				
6- 1	0- 1	0- 0	HOME	2- 0	2- 0	2- 0				
2- 3	0- 0	0- 2	AWAY	0- 0	0- 1	2- 0				
0- 0	0- 0	0- 0	NEUTRAL	0- 0	0- 0	0- 0				

RPI 1-25	RPI 26-50	RPI 51-100	RPI 101+	Team's RPI: 135
RPI S Opponent Score	RPI S Opponent Score	RPI S Opponent Score	RPI S Opponent Score	Score
19 H DePaul 53 70	29 A Seton Hall 66 82	64 H Villanova 74 67	105 H Georgetown 59 54	
	33 A St. John's (NY) 41 57	76 A Michigan 54 92	115 A Creighton 47 74	
		79 H Middle Tenn. 53 62	115 H Creighton 57 55	
		84 H Marquette 71 66	190 A Butler 73 63	
			190 H Butler 55 47	
			205 H Cincinnati 65 56	
			212 H Binghamton 64 55	
			226 H Radford 63 56	
			250 A Providence 62 54	
			250 H Providence 72 47	
			284 H Tennessee Tech 64 47	
			285 H Kennesaw St. 62 59	
			303 H Southeastern La. 67 27	
			319 H Evansville 65 57	
			320 H UMES 61 56	
			327 H Howard 70 47	
LAST 12 Division I GAMES:				
115 H Creighton 57 55	84 H Marquette 71 66			
250 H Providence 72 47	250 A Providence 62 54			
190 H Butler 55 47	115 A Creighton 47 74			
33 A St. John's (NY) 41 57	190 A Butler 73 63			
29 A Seton Hall 66 82	64 H Villanova 74 67			
19 H DePaul 53 70	105 H Georgetown 59 54			

Non-Div I Games:

Xavier

Average RPI Win:	225	WON-LOST	WINNING	LAST 10	STRENGTH OF	OPP. STRENGTH	TEAM	ADJ.	CONF.	ADJ CONF.
Average RPI Loss:	80	RECORD	PCT. RANK	GAMES	SCHEDULE	OF SCHEDULE	RPI	RPI	RPI	RPI
DIV. I ONLY	10- 12	194	3- 7	40	194	108	108	10	10	
DIV. I NON-CONF.	8- 8	160	3- 3	84	190	139	139	11	11	
TOTALS	RPI 1-25	RPI 26-50	W-L RECORDS	RPI 51-100	RPI 101-150	RPI 150+				
10- 12	0- 0	0- 6	OVERALL	0- 3	4- 1	6- 2				
7- 1	0- 0	0- 0	HOME	0- 1	2- 0	5- 0				
1- 10	0- 0	0- 5	AWAY	0- 2	1- 1	0- 2				
2- 1	0- 0	0- 1	NEUTRAL	0- 0	1- 0	1- 0				
8- 8	0- 0	0- 4	NON-CONFERENCE	0- 3	2- 1	6- 0				
6- 1	0- 0	0- 0	HOME	0- 1	1- 0	5- 0				
0- 6	0- 0	0- 3	AWAY	0- 2	0- 1	0- 0				
2- 1	0- 0	0- 1	NEUTRAL	0- 0	1- 0	1- 0				
2- 4	0- 0	0- 2	CONFERENCE	0- 0	2- 0	0- 2				
1- 0	0- 0	0- 0	HOME	0- 0	1- 0	0- 0				
1- 4	0- 0	0- 2	AWAY	0- 0	1- 0	0- 2				
0- 0	0- 0	0- 0	NEUTRAL	0- 0	0- 0	0- 0				














































RPI S	Opponent	Score	RPI S	Opponent	Score	RPI S	Opponent	Score	RPI S	Opponent	Score	Team's RPI: 108
33	A St. John's (NY)	56 69	51	A Albany (NY)	70 74	106	A North Carolina	63 70				
36	N West Virginia	60 70	69	H Army West Point	61 65	112	H Stony Brook	62 57				
41	A Indiana	60 76	100	A Boston College	60 73	118	N Iona	63 48				
44	A Penn	49 68				146	A Brown	48 39				
45	A Dayton	75 81				146	H Brown	81 54				
46	A Princeton	50 65				163	A Cornell	63 74				
						224	H Manhattan	62 36				
						229	A Columbia	71 77				
						265	H New Hampshire	63 46				
						271	H Holy Cross	69 59				
						311	N Fairleigh Dickinson	77 58				
						315	H Illinois St.	60 47				
						342	H Wagner	78 60				
LAST 12 Division I GAMES:												
163	A Cornell	63 74	100	A Boston College	60 73							
229	A Columbia	71 77	265	H New Hampshire	63 46							
46	A Princeton	50 65	51	A Albany (NY)	70 74							
44	A Penn	49 68	41	A Indiana	60 76							
146	A Brown	48 39	315	H Illinois St.	60 47							
146	H Brown	81 54	112	H Stony Brook	62 57							

Non-Div I Games: Albertus Magnus 67 34

Yale





■ Loss, 
■ Non-Conf, 
■ S Site, 
■ H Home 
■ A Away 
N Neutral

Average RPI Win:	204	WON-LOST	WINNING	LAST 10	STRENGTH OF	OPP. STRENGTH	TEAM	ADJ.	CONF.	ADJ CONF.
Average RPI Loss:	156	RECORD	PCT. RANK	GAMES	SCHEDULE	OF SCHEDULE	RPI	RPI	RPI	RPI
DIV. I ONLY	13- 7	96	5- 5	185	191	124	124	14	14	
DIV. I NON-CONF.	7- 2	57	1- 1	280	232	110	110	15	15	
TOTALS	RPI 1-25	RPI 26-50	W-L RECORDS	RPI 51-100	RPI 101-150	RPI 150+				
13- 7	0- 1	0- 0	OVERALL	1- 0	1- 2	11- 4				
8- 3	0- 1	0- 0	HOME	1- 0	0- 1	7- 1				
5- 4	0- 0	0- 0	AWAY	0- 0	1- 1	4- 3				
0- 0	0- 0	0- 0	NEUTRAL	0- 0	0- 0	0- 0				
7- 2	0- 0	0- 0	NON-CONFERENCE	0- 0	1- 1	6- 1				
5- 0	0- 0	0- 0	HOME	0- 0	0- 0	5- 0				
2- 2	0- 0	0- 0	AWAY	0- 0	1- 1	1- 1				
0- 0	0- 0	0- 0	NEUTRAL	0- 0	0- 0	0- 0				
6- 5	0- 1	0- 0	CONFERENCE	1- 0	0- 1	5- 3				
3- 3	0- 1	0- 0	HOME	1- 0	0- 1	2- 1				
3- 2	0- 0	0- 0	AWAY	0- 0	0- 0	3- 2				
0- 0	0- 0	0- 0	NEUTRAL	0- 0	0- 0	0- 0				

RPI 1-25	RPI 26-50	RPI 51-100	RPI 101+	Team's RPI: 124
RPI S Opponent Score	RPI S Opponent Score	RPI S Opponent Score	RPI S Opponent Score	
20  Green Bay 60 		99  Wright St. 72 69	102  Bucknell 55 47	
			107  Akron 49 	
			144  Northern Ky. 77 	
			155  Penn St. 51 	
			161  Detroit 72 70	
			161  Detroit 68 	
			175  Milwaukee 69 67	
			184  Robert Morris 55 46	
			203  Oakland 96 77	
			203  Oakland 67 63	
			207  Valparaiso 60 	
			214  Canisius 53 51	
			220  Ill.-Chicago 69 64	
			226  Radford 54 53	
			242  Tennessee St. 69 58	
			289  Niagara 71 54	
			301  Cleveland St. 68 	
			332  Kent St. 91 61	
LAST 12 Division I GAMES:				
161  Detroit 68 	301  Cleveland St. 68 			
203  Oakland 67 63	20  Green Bay 60 			
144  Northern Ky. 77 	175  Milwaukee 69 67			
99  Wright St. 72 69	161  Detroit 72 70			
207  Valparaiso 60 	242  Tennessee St. 69 58			
220  Ill.-Chicago 69 64	107  Akron 49 			

Non-Div I Games: Lake Erie 89 61 Salem Int'l 80 40

Youngstown St.

 Loss,  Non-Conf, S Site,  Home  Away N Neutral