

Average RPI Win: 276		WON-LOST	WINNING	LAST 10	STRENGTH OF	OPP. STRENGTH	TEAM	ADJ.	CONF.	ADJ CONF.
Average RPI Loss: 199		RECORD	PCT. RANK	GAMES	SCHEDULE	OF SCHEDULE	RPI	RPI	RPI	RPI
DIV. I ONLY		6- 14	275	4- 6	308	289	326	326	27	27
DIV. I NON-CONF.		2- 7	280	0- 1	227	282	318	318	26	26
TOTALS		RPI 1-25	RPI 26-50	W-L RECORDS	RPI 51-100	RPI 101-150	RPI 150+			
6- 14	0- 0		0- 0	OVERALL	0- 1	0- 1	6- 12			
5- 8	0- 0		0- 0	HOME	0- 0	0- 1	5- 7			
1- 5	0- 0		0- 0	AWAY	0- 0	0- 0	1- 5			
0- 1	0- 0		0- 0	NEUTRAL	0- 1	0- 0	0- 0			
2- 7	0- 0		0- 0	NON-CONFERENCE	0- 1	0- 0	2- 6			
2- 4	0- 0		0- 0	HOME	0- 0	0- 0	2- 4			
0- 2	0- 0		0- 0	AWAY	0- 0	0- 0	0- 2			
0- 1	0- 0		0- 0	NEUTRAL	0- 1	0- 0	0- 0			
4- 7	0- 0		0- 0	CONFERENCE	0- 0	0- 1	4- 6			
3- 4	0- 0		0- 0	HOME	0- 0	0- 1	3- 3			
1- 3	0- 0		0- 0	AWAY	0- 0	0- 0	1- 3			
0- 0	0- 0		0- 0	NEUTRAL	0- 0	0- 0	0- 0			

RPI 1-25				RPI 26-50				RPI 51-100				RPI 101+				Team's RPI: 326	
RPI	S	Opponent	Score	RPI	S	Opponent	Score	RPI	S	Opponent	Score	RPI	S	Opponent	Score		
								100	N	New Mexico St.	51 70	113	H	Central Ark.	55 66		
												151	A	Fordham	49 67		
												165	H	East Carolina	46 82		
												172	A	McNeese St.	51 72		
												173	A	Northwestern St.	43 60		
												178	H	UNLV	51 65		
												186	H	UTRGV	49 46		
												197	H	Cal Poly	45 56		
												233	H	Stephen F. Austin	66 71		
												239	A	Texas Southern	43 51		
												242	H	Houston Baptist	59 73		
												243	H	Houston	73 76		
												245	H	Rice	60 55		
												258	H	Sam Houston St.	81 71		
												272	A	Lamar	70 75		
												308	H	Southeastern La.	69 67		
												312	H	Nicholls St.	62 64		
												320	A	Incarnate Word	57 56		
												336	H	New Orleans	73 59		
LAST 12 Division I GAMES:																	
				258	H	Sam Houston St.	81 71	312	H	Nicholls St.	62 64						
				242	H	Houston Baptist	59 73	173	A	Northwestern St.	43 60						
				233	H	Stephen F. Austin	66 71	172	A	McNeese St.	51 72						
				320	A	Incarnate Word	57 56	272	A	Lamar	70 75						
				336	H	New Orleans	73 59	113	H	Central Ark.	55 66						
				308	H	Southeastern La.	69 67	100	N	New Mexico St.	51 70						

Non-Div I Games:	Western N.M.	57	42	Angelo St.	80	85
------------------	--------------	----	----	------------	----	----

A&M-Corpus Christi

Loss, Non-Conf, S Site, H Home A Away N Neutral

Average RPI Win:	219	WON-LOST	WINNING	LAST 10	STRENGTH OF	OPP. STRENGTH	TEAM	ADJ.	CONF.	ADJ CONF.
Average RPI Loss:	151	RECORD	PCT. RANK	GAMES	SCHEDULE	OF SCHEDULE	RPI	RPI	RPI	RPI
DIV. I ONLY	15- 3	18	9- 1	223	243	62	62	27	27	
DIV. I NON-CONF.	5- 2	86	0- 0	89	131	34	34	26	26	
TOTALS	RPI 1-25	RPI 26-50	W-L RECORDS	RPI 51-100	RPI 101-150	RPI 150+				
15- 3	0- 0	0- 0	OVERALL	0- 1	3- 1	12- 1				
5- 0	0- 0	0- 0	HOME	0- 0	0- 0	5- 0				
8- 3	0- 0	0- 0	AWAY	0- 1	2- 1	6- 1				
2- 0	0- 0	0- 0	NEUTRAL	0- 0	1- 0	1- 0				
5- 2	0- 0	0- 0	NON-CONFERENCE	0- 1	2- 1	3- 0				
1- 0	0- 0	0- 0	HOME	0- 0	0- 0	1- 0				
2- 2	0- 0	0- 0	AWAY	0- 1	1- 1	1- 0				
2- 0	0- 0	0- 0	NEUTRAL	0- 0	1- 0	1- 0				
10- 1	0- 0	0- 0	CONFERENCE	0- 0	1- 0	9- 1				
4- 0	0- 0	0- 0	HOME	0- 0	0- 0	4- 0				
6- 1	0- 0	0- 0	AWAY	0- 0	1- 0	5- 1				
0- 0	0- 0	0- 0	NEUTRAL	0- 0	0- 0	0- 0				

RPI 1-25			RPI 26-50			RPI 51-100			Team's RPI: 62	RPI 101+		
RPI	S	Opponent	Score	RPI	S	Opponent	Score	RPI	S	Opponent	Score	
						52	A Kansas St.	45	76	110	N Eastern Mich.	83 59
										113	A Central Ark.	61 49
										128	A Texas Tech	65 71
										135	A Idaho	71 59
										172	H McNeese St.	79 62
										173	H Northwestern St.	67 46
										181	A Eastern Wash.	72 60
										228	H UTSA	79 60
										232	N Grand Canyon	75 71
										233	A Stephen F. Austin	85 70
										242	H Houston Baptist	77 60
										258	A Sam Houston St.	87 76
										272	A Lamar	54 63
										272	H Lamar	90 62
										308	A Southeastern La.	88 72
										312	A Nicholls St.	71 68
										320	A Incarnate Word	86 71
LAST 12 Division I GAMES:												
308	A	Southeastern La.	88 72	233	A	Stephen F. Austin	85 70					
272	A	Lamar	54 63	172	H	McNeese St.	79 62					
272	H	Lamar	90 62	312	A	Nicholls St.	71 68					
242	H	Houston Baptist	77 60	173	H	Northwestern St.	67 46					
320	A	Incarnate Word	86 71	113	A	Central Ark.	61 49					
258	A	Sam Houston St.	87 76	135	A	Idaho	71 59					

Non-Div I Games: Southwest (NM) 91 39 Schreiner 79 51 Wayland Baptist 96 71 Missouri Valley 96 35

Abilene Christian

Loss, Non-Conf, S Site, H Home A Away N Neutral

Average RPI Win:	0	WON-LOST	WINNING	LAST 10	STRENGTH OF	OPP. STRENGTH	TEAM	ADJ.	CONF.	ADJ CONF.
Average RPI Loss:	188	RECORD	PCT. RANK	GAMES	SCHEDULE	OF SCHEDULE	RPI	RPI	RPI	RPI
DIV. I ONLY	0- 22	349	0- 10	218	232	343	343	19	19	
DIV. I NON-CONF.	0- 11	338	0- 1	225	237	342	342	21	21	
TOTALS	RPI 1-25	RPI 26-50	W-L RECORDS	RPI 51-100	RPI 101-150	RPI 150+				
0- 22	0- 0	0- 0	OVERALL	0- 4	0- 3	0- 15				
0- 8	0- 0	0- 0	HOME	0- 0	0- 1	0- 7				
0- 14	0- 0	0- 0	AWAY	0- 4	0- 2	0- 8				
0- 0	0- 0	0- 0	NEUTRAL	0- 0	0- 0	0- 0				
0- 11	0- 0	0- 0	NON-CONFERENCE	0- 3	0- 1	0- 7				
0- 3	0- 0	0- 0	HOME	0- 0	0- 1	0- 2				
0- 8	0- 0	0- 0	AWAY	0- 3	0- 0	0- 5				
0- 0	0- 0	0- 0	NEUTRAL	0- 0	0- 0	0- 0				
0- 11	0- 0	0- 0	CONFERENCE	0- 1	0- 2	0- 8				
0- 5	0- 0	0- 0	HOME	0- 0	0- 0	0- 5				
0- 6	0- 0	0- 0	AWAY	0- 1	0- 2	0- 3				
0- 0	0- 0	0- 0	NEUTRAL	0- 0	0- 0	0- 0				

RPI S	Opponent	Score	RPI S	Opponent	Score	RPI S	Opponent	Score	RPI S	Opponent	Score	Team's RPI: 343
						51	A Vanderbilt	29 86	110	H Eastern Mich.	59 72	
						60	A Colorado St.	47 71	121	A Fresno St.	46 70	
						67	A Santa Clara	34 68	129	A Boise St.	48 61	
						92	A Gonzaga	35 88	178	H UNLV	56 60	
									181	A Eastern Wash.	44 65	
									183	A George Mason	52 69	
									193	H New Mexico	33 63	
									198	A UC Davis	40 66	
									213	A San Jose St.	60 81	
									213	H San Jose St.	49 72	
									218	H Utah St.	53 66	
									232	H Grand Canyon	39 73	
									250	A Wyoming	56 84	
									250	H Wyoming	45 67	
									259	A Navy	46 64	
									300	H Denver	48 57	
									315	A Nevada	57 68	
									328	A Southern Utah	56 75	
LAST 12 Division I GAMES:												
129	A Boise St.	48 61	178	H UNLV	56 60							
250	A Wyoming	56 84	218	H Utah St.	53 66							
213	H San Jose St.	49 72	315	A Nevada	57 68							
193	H New Mexico	33 63	250	H Wyoming	45 67							
121	A Fresno St.	46 70	213	A San Jose St.	60 81							
60	A Colorado St.	47 71	259	A Navy	46 64							

Non-Div I Games:

Air Force

■ Loss,
 ■ Non-Conf,
 ■ S Site,
 ■ H Home
 ■ A Away
 N Neutral

Average RPI Win: 182	WON-LOST	WINNING	LAST 10	STRENGTH OF	OPP. STRENGTH	TEAM	ADJ.	CONF.	ADJ CONF.
Average RPI Loss: 110	RECORD	PCT. RANK	GAMES	SCHEDULE	OF SCHEDULE	RPI	RPI	RPI	RPI
DIV. I ONLY	11- 10	156	6- 4	78	124	105	105	11	11
DIV. I NON-CONF.	5- 5	160	1- 0	174	108	159	159	13	13
TOTALS	RPI 1-25	RPI 26-50	W-L RECORDS	RPI 51-100	RPI 101-150	RPI 150+			
11- 10	0- 0	0- 1	OVERALL	0- 5	6- 1	5- 3			
6- 3	0- 0	0- 0	HOME	0- 2	3- 0	3- 1			
5- 5	0- 0	0- 1	AWAY	0- 3	3- 0	2- 1			
0- 2	0- 0	0- 0	NEUTRAL	0- 0	0- 1	0- 1			
5- 5	0- 0	0- 0	NON-CONFERENCE	0- 2	2- 1	3- 2			
3- 1	0- 0	0- 0	HOME	0- 1	1- 0	2- 0			
2- 2	0- 0	0- 0	AWAY	0- 1	1- 0	1- 1			
0- 2	0- 0	0- 0	NEUTRAL	0- 0	0- 1	0- 1			
6- 5	0- 0	0- 1	CONFERENCE	0- 3	4- 0	2- 1			
3- 2	0- 0	0- 0	HOME	0- 1	2- 0	1- 1			
3- 3	0- 0	0- 1	AWAY	0- 2	2- 0	1- 0			
0- 0	0- 0	0- 0	NEUTRAL	0- 0	0- 0	0- 0			

RPI 1-25				RPI 26-50				RPI 51-100				RPI 101+				Team's RPI: 105	
RPI	S	Opponent	Score	RPI	S	Opponent	Score	RPI	S	Opponent	Score	RPI	S	Opponent	Score		
				35	A	Ohio	55 75	54	A	Ball St.	71 78	108	H	Toledo	81 71		
								65	A	San Diego	65 86	110	A	Eastern Mich.	68 65		
								74	H	FGCU	64 82	110	H	Eastern Mich.	75 72		
								84	A	Central Mich.	60 81	118	N	UNI	51 59		
								84	H	Central Mich.	77 97	124	H	Youngstown St.	74 49		
												132	A	Buffalo	69 61		
												149	A	Northern Ky.	77 75		
												164	A	Fla. Atlantic	77 91		
												166	N	Northern Colo.	65 78		
												209	A	Valparaiso	85 74		
												231	A	Bowling Green	71 55		
												251	H	Miami (OH)	77 65		
												256	H	Northern Ill.	58 65		
												261	H	UCF	74 54		
												313	H	Winthrop	76 59		
LAST 12 Division I GAMES:																	
				251	H	Miami (OH)	77 65	132	A	Buffalo	69 61						
				54	A	Ball St.	71 78	231	A	Bowling Green	71 55						
				110	H	Eastern Mich.	75 72	84	H	Central Mich.	77 97						
				35	A	Ohio	55 75	110	A	Eastern Mich.	68 65						
				84	A	Central Mich.	60 81	256	H	Northern Ill.	58 65						
				108	H	Toledo	81 71	124	H	Youngstown St.	74 49						

Non-Div I Games: Rochester College 103 37

Akron

 Loss,
 Non-Conf,
 S Site,
 H Home
 A Away
N Neutral

Alabama

Through Games Of Feb. 6, 2016

Average RPI Win:	216	WON-LOST	WINNING	LAST 10	STRENGTH OF	OPP. STRENGTH	TEAM	ADJ.	CONF.	ADJ CONF.
Average RPI Loss:	44	RECORD	PCT. RANK	GAMES	SCHEDULE	OF SCHEDULE	RPI	RPI	RPI	RPI
DIV. I ONLY	14- 9	109	3- 7	177	60	131	131	2	2	
DIV. I NON-CONF.	11- 2	28	2- 0	329	254	137	137	2	2	
TOTALS	RPI 1-25	RPI 26-50	W-L RECORDS	RPI 51-100	RPI 101-150	RPI 150+				
14- 9	1- 4	0- 0	OVERALL	2- 5	2- 0	9- 0				
12- 2	1- 1	0- 0	HOME	1- 1	2- 0	8- 0				
0- 7	0- 3	0- 0	AWAY	0- 4	0- 0	0- 0				
2- 0	0- 0	0- 0	NEUTRAL	1- 0	0- 0	1- 0				
11- 2	0- 0	0- 0	NON-CONFERENCE	2- 2	0- 0	9- 0				
9- 0	0- 0	0- 0	HOME	1- 0	0- 0	8- 0				
0- 2	0- 0	0- 0	AWAY	0- 2	0- 0	0- 0				
2- 0	0- 0	0- 0	NEUTRAL	1- 0	0- 0	1- 0				
3- 7	1- 4	0- 0	CONFERENCE	0- 3	2- 0	0- 0				
3- 2	1- 1	0- 0	HOME	0- 1	2- 0	0- 0				
0- 5	0- 3	0- 0	AWAY	0- 2	0- 0	0- 0				
0- 0	0- 0	0- 0	NEUTRAL	0- 0	0- 0	0- 0				

RPI 1-25				RPI 26-50				RPI 51-100				RPI 101+				Team's RPI: 131
RPI	S	Opponent	Score	RPI	S	Opponent	Score	RPI	S	Opponent	Score	RPI	S	Opponent	Score	
13	A	Tennessee	42 70					51	A	Vanderbilt	52 67	116	H	LSU	62 45	
16	A	Kentucky	48 73					51	H	Vanderbilt	48 54	134	H	Ole Miss	48 37	
19	H	Texas A&M	56 59					61	A	Auburn	59 72	202	H	Grambling	72 57	
21	A	Florida	72 80					76	A	Georgia Tech	58 70	214	N	Utah Valley	67 60	
24	H	Georgia	64 50					80	N	Middle Tenn.	64 46	238	H	Appalachian St.	93 59	
								89	A	UT Martin	65 83	264	H	Georgia St.	72 56	
								97	H	Georgetown	78 66	291	H	North Florida	69 47	
												332	H	Alcorn	97 50	
												335	H	Lipscomb	68 49	
												345	H	Alabama A&M	96 44	
												346	H	Mississippi Val.	98 35	
LAST 12 Division I GAMES:																
134	H	Ole Miss	48 37	61	A	Auburn	59 72									
13	A	Tennessee	42 70	51	H	Vanderbilt	48 54									
19	H	Texas A&M	56 59	16	A	Kentucky	48 73									
51	A	Vanderbilt	52 67	116	H	LSU	62 45									
21	A	Florida	72 80	335	H	Lipscomb	68 49									
24	H	Georgia	64 50	202	H	Grambling	72 57									

Non-Div I Games:

Alabama

■ Loss,
■ Non-Conf, S Site,
■ Home
■ Away
N Neutral

Average RPI Win:	338	WON-LOST	WINNING	LAST 10	STRENGTH OF	OPP. STRENGTH	TEAM	ADJ.	CONF.	ADJ CONF.
Average RPI Loss:	217	RECORD	PCT. RANK	GAMES	SCHEDULE	OF SCHEDULE	RPI	RPI	RPI	RPI
DIV. I ONLY	2- 17	337	2- 8	302	349	345	345	32	32	
DIV. I NON-CONF.	0- 9	338	0- 2	118	318	325	325	31	31	
TOTALS	RPI 1-25	RPI 26-50	W-L RECORDS	RPI 51-100	RPI 101-150	RPI 150+				
2- 17	0- 0	0- 0	OVERALL	0- 1	0- 5	2- 11				
2- 7	0- 0	0- 0	HOME	0- 1	0- 2	2- 4				
0- 10	0- 0	0- 0	AWAY	0- 0	0- 3	0- 7				
0- 0	0- 0	0- 0	NEUTRAL	0- 0	0- 0	0- 0				
0- 9	0- 0	0- 0	NON-CONFERENCE	0- 1	0- 5	0- 3				
0- 5	0- 0	0- 0	HOME	0- 1	0- 2	0- 2				
0- 4	0- 0	0- 0	AWAY	0- 0	0- 3	0- 1				
0- 0	0- 0	0- 0	NEUTRAL	0- 0	0- 0	0- 0				
2- 8	0- 0	0- 0	CONFERENCE	0- 0	0- 0	2- 8				
2- 2	0- 0	0- 0	HOME	0- 0	0- 0	2- 2				
0- 6	0- 0	0- 0	AWAY	0- 0	0- 0	0- 6				
0- 0	0- 0	0- 0	NEUTRAL	0- 0	0- 0	0- 0				

RPI 1-25				RPI 26-50				RPI 51-100				RPI 101+				Team's RPI: 345	
RPI	S	Opponent	Score	RPI	S	Opponent	Score	RPI	S	Opponent	Score	RPI	S	Opponent	Score		
								83	H	Saint Louis	60	91	112	H	Belmont	28	78
												123	H	Samford	30	54	
												131	A	Alabama	44	96	
												134	A	Ole Miss	42	103	
												139	A	Marshall	45	81	
												195	A	Southern U.	38	77	
												200	H	Southeast Mo. St.	58	69	
												202	A	Grambling	56	75	
												239	H	Texas Southern	38	57	
												273	H	Prairie View	52	67	
												288	A	Alabama St.	50	86	
												290	H	Murray St.	59	76	
												296	A	Morehead St.	69	112	
												325	A	Jackson St.	58	59	
												330	A	Ark.-Pine Bluff	60	69	
												330	H	Ark.-Pine Bluff	78	70	
												332	A	Alcorn	52	68	
												346	H	Mississippi Val.	79	68	
LAST 12 Division I GAMES:																	
330	A	Ark.-Pine Bluff	60	69	346	H	Mississippi Val.	79	68								
239	H	Texas Southern	38	57	330	H	Ark.-Pine Bluff	78	70								
273	H	Prairie View	52	67	325	A	Jackson St.	58	59								
195	A	Southern U.	38	77	202	A	Grambling	56	75								
332	A	Alcorn	52	68	134	A	Ole Miss	42	103								
288	A	Alabama St.	50	86	296	A	Morehead St.	69	112								

Non-Div I Games: Tuskegee 66 55

Alabama A&M

■ Loss,
 ■ Non-Conf, S Site,
 ■ Home
 ■ Away
 N Neutral

Average RPI Win:	291	WON-LOST	WINNING	LAST 10	STRENGTH OF	OPP. STRENGTH	TEAM	ADJ.	CONF.	ADJ CONF.
Average RPI Loss:	203	RECORD	PCT. RANK	GAMES	SCHEDULE	OF SCHEDULE	RPI	RPI	RPI	RPI
DIV. I ONLY	9- 9	168	8- 2	342	339	288	288	32	32	
DIV. I NON-CONF.	1- 7	318	0- 1	275	242	337	337	31	31	
TOTALS	RPI 1-25	RPI 26-50	W-L RECORDS	RPI 51-100	RPI 101-150	RPI 150+				
9- 9	0- 0	0- 0	OVERALL	0- 1	0- 2	9- 6				
5- 4	0- 0	0- 0	HOME	0- 0	0- 1	5- 3				
3- 4	0- 0	0- 0	AWAY	0- 1	0- 1	3- 2				
1- 1	0- 0	0- 0	NEUTRAL	0- 0	0- 0	1- 1				
1- 7	0- 0	0- 0	NON-CONFERENCE	0- 1	0- 2	1- 4				
0- 4	0- 0	0- 0	HOME	0- 0	0- 1	0- 3				
0- 2	0- 0	0- 0	AWAY	0- 1	0- 1	0- 0				
1- 1	0- 0	0- 0	NEUTRAL	0- 0	0- 0	1- 1				
8- 2	0- 0	0- 0	CONFERENCE	0- 0	0- 0	8- 2				
5- 0	0- 0	0- 0	HOME	0- 0	0- 0	5- 0				
3- 2	0- 0	0- 0	AWAY	0- 0	0- 0	3- 2				
0- 0	0- 0	0- 0	NEUTRAL	0- 0	0- 0	0- 0				

RPI 1-25			RPI 26-50			RPI 51-100			RPI 101+			Team's RPI: 288
RPI	S	Opponent	Score	RPI	S	Opponent	Score	RPI	S	Opponent	Score	
						76 A Georgia Tech	54 80	123 H Samford		35 54		
								141 A Southern Miss.		44 65		
								194 H Troy		59 73		
								195 A Southern U.		60 59		
								202 A Grambling		69 89		
								215 N Siena		57 53		
								217 H South Ala.		43 47		
								239 H Texas Southern		57 51		
								246 N Tennessee St.		64 74		
								273 H Prairie View		65 54		
								304 H Savannah St.		49 60		
								325 A Jackson St.		69 70		
								330 H Ark.-Pine Bluff		72 63		
								332 A Alcorn		52 51		
								345 H Alabama A&M		86 50		
								346 A Mississippi Val.		79 51		
								346 H Mississippi Val.		100 50		
LAST 12 Division I GAMES:												
346 A Mississippi Val.		79 51	330 H Ark.-Pine Bluff		72 63							
273 H Prairie View		65 54	346 H Mississippi Val.		100 50							
239 H Texas Southern		57 51	202 A Grambling		69 89							
332 A Alcorn		52 51	325 A Jackson St.		69 70							
195 A Southern U.		60 59	123 H Samford		35 54							
345 H Alabama A&M		86 50	194 H Troy		59 73							

Non-Div I Games: Mobile 71 56

Alabama St.

■ Loss,
 ■ Non-Conf,
 ■ S Site,
 ■ H Home
 ■ A Away
 N Neutral

Average RPI Win:	213	WON-LOST	WINNING	LAST 10	STRENGTH OF	OPP. STRENGTH	TEAM	ADJ.	CONF.	ADJ CONF.
Average RPI Loss:	36	RECORD	PCT. RANK	GAMES	SCHEDULE	OF SCHEDULE	RPI	RPI	RPI	RPI
DIV. I ONLY	19- 3	13	10- 0	183	188	49	49	15	15	
DIV. I NON-CONF.	9- 3	69	1- 1	170	135	55	55	18	18	
TOTALS	RPI 1-25	RPI 26-50	W-L RECORDS	RPI 51-100	RPI 101-150	RPI 150+				
19- 3	0- 1	0- 1	OVERALL	1- 1	3- 0	15- 0				
7- 0	0- 0	0- 0	HOME	1- 0	2- 0	4- 0				
10- 3	0- 1	0- 1	AWAY	0- 1	0- 0	10- 0				
2- 0	0- 0	0- 0	NEUTRAL	0- 0	1- 0	1- 0				
9- 3	0- 1	0- 1	NON-CONFERENCE	0- 1	2- 0	7- 0				
3- 0	0- 0	0- 0	HOME	0- 0	1- 0	2- 0				
4- 3	0- 1	0- 1	AWAY	0- 1	0- 0	4- 0				
2- 0	0- 0	0- 0	NEUTRAL	0- 0	1- 0	1- 0				
10- 0	0- 0	0- 0	CONFERENCE	1- 0	1- 0	8- 0				
4- 0	0- 0	0- 0	HOME	1- 0	1- 0	2- 0				
6- 0	0- 0	0- 0	AWAY	0- 0	0- 0	6- 0				
0- 0	0- 0	0- 0	NEUTRAL	0- 0	0- 0	0- 0				

RPI 1-25				RPI 26-50				Team's RPI: 49	RPI 51-100				RPI 101+			
RPI	S	Opponent	Score	RPI	S	Opponent	Score		RPI	S	Opponent	Score	RPI	S	Opponent	Score
13	A	Tennessee	55 63	26	A	Southern California	67 68		70	A	Army West Point	62 65	107	H	Yale	74 70
									86	H	Maine	64 59	108	N	Toledo	63 55
													117	H	Stony Brook	73 54
													188	A	UMBC	77 42
													188	H	UMBC	63 39
													191	A	Rhode Island	67 58
													198	N	UC Davis	80 70
													211	A	Hartford	78 41
													215	A	Siena	61 42
													223	A	Fairfield	62 50
													224	A	Binghamton	59 47
													234	H	Providence	71 58
													268	A	New Hampshire	78 52
													269	H	Pepperdine	64 49
													274	A	Vermont	75 40
													274	H	Vermont	72 43
													321	A	UMass Lowell	85 55
													347	A	Boston U.	83 43
LAST 12 Division I GAMES:																
274	A	Vermont	75 40	86	H	Maine	64 59									
188	H	UMBC	63 39	268	A	New Hampshire	78 52									
211	A	Hartford	78 41	274	H	Vermont	72 43									
321	A	UMass Lowell	85 55	188	A	UMBC	77 42									
117	H	Stony Brook	73 54	107	H	Yale	74 70									
224	A	Binghamton	59 47	26	A	Southern California	67 68									

Non-Div I Games:

Albany (NY)

■ Loss,
■ Non-Conf, S Site,
■ Home
■ Away
N Neutral

Average RPI Win:	346	WON-LOST	WINNING	LAST 10	STRENGTH OF	OPP. STRENGTH	TEAM	ADJ.	CONF.	ADJ CONF.
Average RPI Loss:	201	RECORD	PCT. RANK	GAMES	SCHEDULE	OF SCHEDULE	RPI	RPI	RPI	RPI
DIV. I ONLY	2- 16	336	2- 8	235	346	332	332	32	32	
DIV. I NON-CONF.	0- 8	338	0- 2	22	231	271	271	31	31	
TOTALS	RPI 1-25	RPI 26-50	W-L RECORDS	RPI 51-100	RPI 101-150	RPI 150+				
2- 16	0- 0	0- 0	OVERALL	0- 3	0- 3	2- 10				
1- 3	0- 0	0- 0	HOME	0- 0	0- 0	1- 3				
1- 13	0- 0	0- 0	AWAY	0- 1	0- 2	1- 5				
0- 0	0- 0	0- 0	NEUTRAL	0- 0	0- 0	0- 0				
0- 8	0- 0	0- 0	NON-CONFERENCE	0- 3	0- 3	0- 2				
0- 0	0- 0	0- 0	HOME	0- 0	0- 0	0- 0				
0- 8	0- 0	0- 0	AWAY	0- 3	0- 3	0- 2				
0- 0	0- 0	0- 0	NEUTRAL	0- 0	0- 0	0- 0				
2- 8	0- 0	0- 0	CONFERENCE	0- 0	0- 0	2- 8				
1- 3	0- 0	0- 0	HOME	0- 0	0- 0	1- 3				
1- 5	0- 0	0- 0	AWAY	0- 0	0- 0	1- 5				
0- 0	0- 0	0- 0	NEUTRAL	0- 0	0- 0	0- 0				

RPI 1-25				RPI 26-50				RPI 51-100				RPI 101+				Team's RPI: 332	
RPI	S	Opponent	Score	RPI	S	Opponent	Score	RPI	S	Opponent	Score	RPI	S	Opponent	Score		
								53	A	Arkansas St.	50	82	113	A	Central Ark.	35	58
								79	A	Northwestern	47	91	127	A	La.-Lafayette	61	73
								94	A	Iowa St.	41	91	131	A	Alabama	50	97
													165	A	East Carolina	58	87
													195	A	Southern U.	57	66
													202	H	Grambling	76	85
													239	A	Texas Southern	39	68
													273	A	Prairie View	54	58
													277	A	Jacksonville St.	65	67
													288	H	Alabama St.	51	52
													325	A	Jackson St.	65	79
													325	H	Jackson St.	66	73
													330	A	Ark.-Pine Bluff	69	71
													345	H	Alabama A&M	68	52
													346	A	Mississippi Val.	81	66
LAST 12 Division I GAMES:																	
				325	A	Jackson St.	65	79				202	H	Grambling	76	85	
				195	A	Southern U.	57	66				325	H	Jackson St.	66	73	
				288	H	Alabama St.	51	52				239	A	Texas Southern	39	68	
				345	H	Alabama A&M	68	52				273	A	Prairie View	54	58	
				330	A	Ark.-Pine Bluff	69	71				127	A	La.-Lafayette	61	73	
				346	A	Mississippi Val.	81	66				94	A	Iowa St.	41	91	

Non-Div I Games: Mt. Mercy 60 56 Delta St. 66 57

Alcorn

Loss, Non-Conf, S Site, H Home A Away N Neutral

Average RPI Win: 266	WON-LOST	WINNING	LAST 10	STRENGTH OF	OPP. STRENGTH	TEAM	ADJ.	CONF.	ADJ CONF.
Average RPI Loss: 154	RECORD	PCT. RANK	GAMES	SCHEDULE	OF SCHEDULE	RPI	RPI	RPI	RPI
DIV. I ONLY	5- 17	298	3- 7	113	291	254	254	29	29
DIV. I NON-CONF.	2- 9	296	0- 1	38	200	207	207	29	29
TOTALS	RPI 1-25	RPI 26-50	W-L RECORDS	RPI 51-100	RPI 101-150	RPI 150+			
5- 17	0- 0	0- 2	OVERALL	0- 4	0- 4	5- 7			
2- 7	0- 0	0- 0	HOME	0- 3	0- 2	2- 2			
3- 10	0- 0	0- 2	AWAY	0- 1	0- 2	3- 5			
0- 0	0- 0	0- 0	NEUTRAL	0- 0	0- 0	0- 0			
2- 9	0- 0	0- 2	NON-CONFERENCE	0- 3	0- 2	2- 2			
1- 3	0- 0	0- 0	HOME	0- 2	0- 1	1- 0			
1- 6	0- 0	0- 2	AWAY	0- 1	0- 1	1- 2			
0- 0	0- 0	0- 0	NEUTRAL	0- 0	0- 0	0- 0			
3- 8	0- 0	0- 0	CONFERENCE	0- 1	0- 2	3- 5			
1- 4	0- 0	0- 0	HOME	0- 1	0- 1	1- 2			
2- 4	0- 0	0- 0	AWAY	0- 0	0- 1	2- 3			
0- 0	0- 0	0- 0	NEUTRAL	0- 0	0- 0	0- 0			

RPI S	Opponent	Score	RPI S	Opponent	Score	RPI S	Opponent	Score	RPI S	Opponent	Score	Team's RPI: 254
36	A George Washington	48 78	55	A James Madison	45 74	103	A Bucknell	54 60				
50	A Princeton	34 72	70	H Army West Point	42 52	103	H Bucknell	60 66				
			77	H Hofstra	51 60	133	H Wake Forest	70 71				
			78	H Elon	54 62	148	A Pittsburgh	58 76				
						182	A William & Mary	51 62				
						188	A UMBC	46 47				
						204	A Lehigh	59 55				
						204	H Lehigh	52 61				
						236	H Manhattan	52 48				
						257	A Loyola Maryland	46 52				
						266	A Dartmouth	45 41				
						270	A Holy Cross	54 59				
						311	A Colgate	49 37				
						311	H Colgate	64 56				
						324	H Lafayette	51 60				
						347	A Boston U.	59 63				
LAST 12 Division I GAMES:												
204	H Lehigh	52 61	347	A Boston U.	59 63							
103	A Bucknell	54 60	204	A Lehigh	59 55							
311	H Colgate	64 56	103	H Bucknell	60 66							
270	A Holy Cross	54 59	311	A Colgate	49 37							
324	H Lafayette	51 60	257	A Loyola Maryland	46 52							
70	H Army West Point	42 52	148	A Pittsburgh	58 76							

Non-Div I Games:

American

■ Loss,
 ■ Non-Conf, S Site,
 ■ Home
 ■ Away
 N Neutral

Average RPI Win:	205	WON-LOST	WINNING	LAST 10	STRENGTH OF	OPP. STRENGTH	TEAM	ADJ.	CONF.	ADJ CONF.
Average RPI Loss:	168	RECORD	PCT. RANK	GAMES	SCHEDULE	OF SCHEDULE	RPI	RPI	RPI	RPI
DIV. I ONLY	8- 13	242	4- 6	173	224	238	238	16	16	
DIV. I NON-CONF.	3- 6	234	0- 0	185	191	259	259	14	14	
TOTALS	RPI 1-25	RPI 26-50	W-L RECORDS	RPI 51-100	RPI 101-150	RPI 150+				
8- 13	0- 0	0- 0	OVERALL	0- 2	1- 4	7- 7				
6- 4	0- 0	0- 0	HOME	0- 0	1- 1	5- 3				
2- 7	0- 0	0- 0	AWAY	0- 1	0- 3	2- 3				
0- 2	0- 0	0- 0	NEUTRAL	0- 1	0- 0	0- 1				
3- 6	0- 0	0- 0	NON-CONFERENCE	0- 1	0- 3	3- 2				
3- 1	0- 0	0- 0	HOME	0- 0	0- 1	3- 0				
0- 3	0- 0	0- 0	AWAY	0- 0	0- 2	0- 1				
0- 2	0- 0	0- 0	NEUTRAL	0- 1	0- 0	0- 1				
5- 7	0- 0	0- 0	CONFERENCE	0- 1	1- 1	4- 5				
3- 3	0- 0	0- 0	HOME	0- 0	1- 0	2- 3				
2- 4	0- 0	0- 0	AWAY	0- 1	0- 1	2- 2				
0- 0	0- 0	0- 0	NEUTRAL	0- 0	0- 0	0- 0				

RPI 1-25				RPI 26-50				RPI 51-100				RPI 101+				Team's RPI: 238	
RPI	S	Opponent	Score	RPI	S	Opponent	Score	RPI	S	Opponent	Score	RPI	S	Opponent	Score		
								53	A	Arkansas St.	60	83	104	H	Liberty	68	74
								88	N	South Dakota	60	87	115	A	North Carolina	59	68
													127	A	La.-Lafayette	51	60
													127	H	La.-Lafayette	76	59
													131	A	Alabama	59	93
													153	H	ETSU	70	52
													157	H	Texas-Arlington	45	76
													171	A	Little Rock	50	67
													184	A	Col. of Charleston	50	60
													189	H	Texas St.	90	71
													194	A	Troy	96	81
													206	H	Richmond	73	59
													216	H	Furman	92	78
													217	A	South Ala.	55	71
													264	H	Georgia St.	75	80
													271	H	Ga. Southern	50	65
													278	A	La.-Monroe	57	54
													278	H	La.-Monroe	64	52
													306	N	Delaware St.	69	76
LAST 12 Division I GAMES:																	
278	H	La.-Monroe	64	52	53	A	Arkansas St.	60	83								
127	H	La.-Lafayette	76	59	171	A	Little Rock	50	67								
217	A	South Ala.	55	71	189	H	Texas St.	90	71								
194	A	Troy	96	81	157	H	Texas-Arlington	45	76								
271	H	Ga. Southern	50	65	127	A	La.-Lafayette	51	60								
264	H	Georgia St.	75	80	278	A	La.-Monroe	57	54								

Non-Div I Games:

Appalachian St.

■ Loss,
 ■ Non-Conf, S Site,
 ■ Home
 ■ Away
 N Neutral

Arizona

Through Games Of Feb. 6, 2016

Average RPI Win:	172	WON-LOST	WINNING	LAST 10	STRENGTH OF	OPP. STRENGTH	TEAM	ADJ.	CONF.	ADJ CONF.
Average RPI Loss:	49	RECORD	PCT. RANK	GAMES	SCHEDULE	OF SCHEDULE	RPI	RPI	RPI	RPI
DIV. I ONLY	11- 12	180	2- 8	35	34	99	99	1	1	
DIV. I NON-CONF.	9- 3	69	1- 0	110	187	68	68	1	1	
TOTALS	RPI 1-25	RPI 26-50	W-L RECORDS	RPI 51-100	RPI 101-150	RPI 150+				
11- 12	0- 4	0- 2	OVERALL	2- 5	2- 0	7- 1				
8- 4	0- 2	0- 1	HOME	2- 1	1- 0	5- 0				
2- 6	0- 0	0- 0	AWAY	0- 0	1- 0	1- 0				
1- 2	0- 0	0- 0	NEUTRAL	0- 1	0- 0	1- 1				
9- 3	0- 0	0- 0	NON-CONFERENCE	1- 2	2- 0	6- 1				
6- 0	0- 0	0- 0	HOME	1- 0	1- 0	4- 0				
2- 1	0- 0	0- 0	AWAY	0- 1	1- 0	1- 0				
1- 2	0- 0	0- 0	NEUTRAL	0- 1	0- 0	1- 1				
2- 9	0- 4	0- 2	CONFERENCE	1- 3	0- 0	1- 0				
2- 4	0- 2	0- 1	HOME	1- 1	0- 0	1- 0				
0- 5	0- 2	0- 1	AWAY	0- 2	0- 0	0- 0				
0- 0	0- 0	0- 0	NEUTRAL	0- 0	0- 0	0- 0				

RPI 1-25				RPI 26-50				RPI 51-100				Team's RPI: 99				RPI 101+			
RPI	S	Opponent	Score	RPI	S	Opponent	Score	RPI	S	Opponent	Score			RPI	S	Opponent	Score		
5	H	Stanford	34 59	26	H	Southern California	57 67	63	A	Washington St.	46 67			108	A	Toledo	62 59		
7	A	Oregon St.	43 71	28	A	Washington	47 63	65	A	San Diego	54 59			138	H	Pacific	69 56		
10	A	Arizona St.	49 61					68	H	Utah	55 60			160	N	SMU	46 58		
10	H	Arizona St.	47 62					71	A	Oregon	54 76			169	H	Louisiana Tech	77 67		
								73	H	California	57 52			174	H	Colorado	63 52		
								74	N	FGCU	55 57			183	H	George Mason	68 60		
								100	H	New Mexico St.	68 64			192	H	Kansas	67 52		
														201	A	North Texas	51 44		
														222	N	Gardner-Webb	79 60		
														334	H	Howard	65 28		
LAST 12 Division I GAMES:																			
				26	H	Southern California	57 67	68	H	Utah	55 60								
				71	A	Oregon	54 76	28	A	Washington	47 63								
				7	A	Oregon St.	43 71	63	A	Washington St.	46 67								
				10	H	Arizona St.	47 62	73	H	California	57 52								
				10	A	Arizona St.	49 61	5	H	Stanford	34 59								
				174	H	Colorado	63 52	183	H	George Mason	68 60								

Non-Div I Games:

Arizona

Loss, Non-Conf, S Site, H Home A Away N Neutral

Average RPI Win:	110	WON-LOST	WINNING	LAST 10	STRENGTH OF	OPP. STRENGTH	TEAM	ADJ.	CONF.	ADJ CONF.
Average RPI Loss:	30	RECORD	PCT. RANK	GAMES	SCHEDULE	OF SCHEDULE	RPI	RPI	RPI	RPI
DIV. I ONLY	19- 4	21	9- 1	19	9	10	10	1	1	
DIV. I NON-CONF.	9- 3	69	1- 0	32	36	31	31	1	1	
TOTALS	RPI 1-25	RPI 26-50	W-L RECORDS	RPI 51-100	RPI 101-150	RPI 150+				
19- 4	3- 3	2- 0	OVERALL	7- 1	0- 0	7- 0				
10- 2	3- 1	0- 0	HOME	4- 1	0- 0	3- 0				
8- 1	0- 1	2- 0	AWAY	3- 0	0- 0	3- 0				
1- 1	0- 1	0- 0	NEUTRAL	0- 0	0- 0	1- 0				
9- 3	1- 2	1- 0	NON-CONFERENCE	1- 1	0- 0	6- 0				
4- 2	1- 1	0- 0	HOME	1- 1	0- 0	2- 0				
4- 0	0- 0	1- 0	AWAY	0- 0	0- 0	3- 0				
1- 1	0- 1	0- 0	NEUTRAL	0- 0	0- 0	1- 0				
10- 1	2- 1	1- 0	CONFERENCE	6- 0	0- 0	1- 0				
6- 0	2- 0	0- 0	HOME	3- 0	0- 0	1- 0				
4- 1	0- 1	1- 0	AWAY	3- 0	0- 0	0- 0				
0- 0	0- 0	0- 0	NEUTRAL	0- 0	0- 0	0- 0				

RPI	S	Opponent	Score	RPI	S	Opponent	Score	RPI	S	Opponent	Score	RPI	S	Opponent	Score
2	N	South Carolina	58 60	28	A	Washington	68 61	63	A	Washington St.	63 45	154	A	Hawaii	75 49
5	H	Stanford	49 31	30	A	Syracuse	61 54	68	H	Utah	80 60	160	A	SMU	64 57
7	A	Oregon St.	44 67					71	A	Oregon	63 58	174	H	Colorado	64 37
9	H	UCLA	65 61					73	H	California	57 49	211	A	Hartford	60 29
12	H	Florida St.	68 56					81	H	Marquette	90 80	227	H	Columbia	70 49
16	H	Kentucky	64 68					96	H	VCU	48 57	247	N	CSU Bakersfield	60 47
								99	A	Arizona	62 47	281	H	CSUN	69 46
								99	H	Arizona	61 49				
LAST 12 Division I GAMES:															
9	H	UCLA	65 61	174	H	Colorado	64 37								
7	A	Oregon St.	44 67	63	A	Washington St.	63 45								
71	A	Oregon	63 58	28	A	Washington	68 61								
99	A	Arizona	62 47	5	H	Stanford	49 31								
99	H	Arizona	61 49	73	H	California	57 49								
68	H	Utah	80 60	281	H	CSUN	69 46								

Non-Div I Games:

Arizona St.

■ Loss,
 ■ Non-Conf, S Site,
 ■ Home
 ■ Away
 N Neutral

Average RPI Win:	301	WON-LOST	WINNING	LAST 10	STRENGTH OF	OPP. STRENGTH	TEAM	ADJ.	CONF.	ADJ CONF.
Average RPI Loss:	186	RECORD	PCT. RANK	GAMES	SCHEDULE	OF SCHEDULE	RPI	RPI	RPI	RPI
DIV. I ONLY	4- 13	297	4- 6	316	287	330	330	32	32	
DIV. I NON-CONF.	0- 7	338	0- 2	75	21	282	282	31	31	
TOTALS	RPI 1-25	RPI 26-50	W-L RECORDS	RPI 51-100	RPI 101-150	RPI 150+				
4- 13	0- 0	0- 1	OVERALL	0- 2	0- 3	4- 7				
4- 1	0- 0	0- 0	HOME	0- 0	0- 0	4- 1				
0- 12	0- 0	0- 1	AWAY	0- 0	0- 2	0- 3				
0- 0	0- 0	0- 0	NEUTRAL	0- 0	0- 0	0- 0				
0- 7	0- 0	0- 1	NON-CONFERENCE	0- 2	0- 3	0- 1				
0- 0	0- 0	0- 0	HOME	0- 0	0- 0	0- 0				
0- 7	0- 0	0- 1	AWAY	0- 2	0- 3	0- 1				
0- 0	0- 0	0- 0	NEUTRAL	0- 0	0- 0	0- 0				
4- 6	0- 0	0- 0	CONFERENCE	0- 0	0- 0	4- 6				
4- 1	0- 0	0- 0	HOME	0- 0	0- 0	4- 1				
0- 5	0- 0	0- 0	AWAY	0- 0	0- 0	0- 5				
0- 0	0- 0	0- 0	NEUTRAL	0- 0	0- 0	0- 0				

RPI 1-25				RPI 26-50				RPI 51-100				RPI 101+				Team's RPI: 330	
RPI	S	Opponent	Score	RPI	S	Opponent	Score	RPI	S	Opponent	Score	RPI	S	Opponent	Score		
				33	A	Missouri	34 85	66	A	Nebraska	46 96	108	A	Toledo	47 74		
								94	A	Iowa St.	41 70	128	A	Texas Tech	40 84		
												134	A	Ole Miss	45 80		
												163	A	UAB	32 82		
												195	H	Southern U.	61 78		
												202	H	Grambling	83 68		
												239	A	Texas Southern	30 57		
												273	A	Prairie View	55 70		
												288	A	Alabama St.	63 72		
												325	H	Jackson St.	71 66		
												332	H	Alcorn	71 69		
												345	A	Alabama A&M	70 78		
												345	H	Alabama A&M	69 60		
												346	A	Mississippi Val.	60 62		
LAST 12 Division I GAMES:																	
				345	H	Alabama A&M	69 60	195	H	Southern U.	61 78						
				325	H	Jackson St.	71 66	288	A	Alabama St.	63 72						
				202	H	Grambling	83 68	345	A	Alabama A&M	70 78						
				239	A	Texas Southern	30 57	346	A	Mississippi Val.	60 62						
				273	A	Prairie View	55 70	108	A	Toledo	47 74						
				332	H	Alcorn	71 69	128	A	Texas Tech	40 84						

Non-Div I Games: Talladega 73 83 Philander Smith 63 51 Tougaloo 65 51 Talladega 68 55
Ark.-Pine Bluff

Loss, Non-Conf, S Site, H Home A Away N Neutral

Arkansas

Through Games Of Feb. 6, 2016

Average RPI Win:	177	WON-LOST	WINNING	LAST 10	STRENGTH OF	OPP. STRENGTH	TEAM	ADJ.	CONF.	ADJ CONF.
Average RPI Loss:	61	RECORD	PCT. RANK	GAMES	SCHEDULE	OF SCHEDULE	RPI	RPI	RPI	RPI
DIV. I ONLY	9- 14	237	4- 6	36	32	136	136	2	2	
DIV. I NON-CONF.	5- 8	209	2- 0	197	125	250	250	2	2	
TOTALS	RPI 1-25	RPI 26-50	W-L RECORDS	RPI 51-100	RPI 101-150	RPI 150+				
9- 14	2- 5	1- 3	OVERALL	0- 3	1- 1	5- 2				
8- 4	2- 1	1- 1	HOME	0- 1	0- 0	5- 1				
1- 7	0- 2	0- 2	AWAY	0- 2	1- 0	0- 1				
0- 3	0- 2	0- 0	NEUTRAL	0- 0	0- 1	0- 0				
5- 8	0- 2	0- 1	NON-CONFERENCE	0- 2	0- 1	5- 2				
5- 2	0- 0	0- 0	HOME	0- 1	0- 0	5- 1				
0- 3	0- 0	0- 1	AWAY	0- 1	0- 0	0- 1				
0- 3	0- 2	0- 0	NEUTRAL	0- 0	0- 1	0- 0				
4- 6	2- 3	1- 2	CONFERENCE	0- 1	1- 0	0- 0				
3- 2	2- 1	1- 1	HOME	0- 0	0- 0	0- 0				
1- 4	0- 2	0- 1	AWAY	0- 1	1- 0	0- 0				
0- 0	0- 0	0- 0	NEUTRAL	0- 0	0- 0	0- 0				

RPI 1-25				RPI 26-50				RPI 51-100				RPI 101+ Team's RPI: 136			
RPI	S	Opponent	Score	RPI	S	Opponent	Score	RPI	S	Opponent	Score	RPI	S	Opponent	Score
2	A	South Carolina	32 85	29	A	Mississippi St.	55 80	57	A	South Dakota St.	69 76	116	A	LSU	48 44
7	N	Oregon St.	47 63	29	H	Mississippi St.	55 65	61	A	Auburn	60 71	127	N	La.-Lafayette	59 67
8	N	Texas	50 61	33	H	Missouri	64 52	91	H	Missouri St.	54 69	161	H	Oral Roberts	65 50
13	A	Tennessee	57 75	44	A	Rutgers	40 60					180	H	Tulsa	67 74
13	H	Tennessee	64 59									184	A	Butler	57 63
19	H	Texas A&M	67 61									258	H	Sam Houston St.	67 47
21	H	Florida	66 71									308	H	Southeastern La.	97 53
												336	H	New Orleans	73 41
												346	H	Mississippi Val.	86 46
LAST 12 Division I GAMES:															
13	A	Tennessee	57 75	13	H	Tennessee	64 59								
29	H	Mississippi St.	55 65	29	A	Mississippi St.	55 80								
21	H	Florida	66 71	19	H	Texas A&M	67 61								
61	A	Auburn	60 71	2	A	South Carolina	32 85								
116	A	LSU	48 44	336	H	New Orleans	73 41								
33	H	Missouri	64 52	346	H	Mississippi Val.	86 46								

Non-Div I Games:

Arkansas

■ Loss,
 ■ Non-Conf, S Site,
 ■ Home
 ■ Away
 N Neutral

Average RPI Win:	214	WON-LOST	WINNING	LAST 10	STRENGTH OF	OPP. STRENGTH	TEAM	ADJ.	CONF.	ADJ CONF.
Average RPI Loss:	48	RECORD	PCT. RANK	GAMES	SCHEDULE	OF SCHEDULE	RPI	RPI	RPI	RPI
DIV. I ONLY	18- 3	16	10- 0	185	186	53	53	16	16	
DIV. I NON-CONF.	6- 3	100	0- 0	138	155	65	65	14	14	
TOTALS	RPI 1-25	RPI 26-50	W-L RECORDS	RPI 51-100	RPI 101-150	RPI 150+				
18- 3	0- 1	0- 0	OVERALL	2- 2	1- 0	15- 0				
11- 0	0- 0	0- 0	HOME	0- 0	1- 0	10- 0				
7- 3	0- 1	0- 0	AWAY	2- 2	0- 0	5- 0				
0- 0	0- 0	0- 0	NEUTRAL	0- 0	0- 0	0- 0				
6- 3	0- 1	0- 0	NON-CONFERENCE	2- 2	0- 0	4- 0				
3- 0	0- 0	0- 0	HOME	0- 0	0- 0	3- 0				
3- 3	0- 1	0- 0	AWAY	2- 2	0- 0	1- 0				
0- 0	0- 0	0- 0	NEUTRAL	0- 0	0- 0	0- 0				
12- 0	0- 0	0- 0	CONFERENCE	0- 0	1- 0	11- 0				
8- 0	0- 0	0- 0	HOME	0- 0	1- 0	7- 0				
4- 0	0- 0	0- 0	AWAY	0- 0	0- 0	4- 0				
0- 0	0- 0	0- 0	NEUTRAL	0- 0	0- 0	0- 0				

RPI 1-25				RPI 26-50				RPI 51-100 Team's RPI: 53				RPI 101+			
RPI	S	Opponent	Score	RPI	S	Opponent	Score	RPI	S	Opponent	Score	RPI	S	Opponent	Score
21	A	Florida	72 76					58	A	Chattanooga	54 55	127	H	La.-Lafayette	83 56
								66	A	Nebraska	71 79	157	A	Texas-Arlington	78 71
								74	A	FGCU	62 48	171	H	Little Rock	66 53
								89	A	UT Martin	76 74	189	A	Texas St.	74 59
												194	A	Troy	101 81
												194	H	Troy	94 80
												217	A	South Ala.	66 53
												217	H	South Ala.	58 51
												238	H	Appalachian St.	83 60
												264	H	Georgia St.	75 54
												265	H	Austin Peay	66 55
												271	H	Ga. Southern	77 54
												278	H	La.-Monroe	66 43
												280	A	Tennessee Tech	77 55
												287	H	Wichita St.	67 40
												332	H	Alcorn	82 50
LAST 12 Division I GAMES:															
194	H	Troy	94 80	171	H	Little Rock	66 53								
217	H	South Ala.	58 51	238	H	Appalachian St.	83 60								
271	H	Ga. Southern	77 54	127	H	La.-Lafayette	83 56								
264	H	Georgia St.	75 54	278	H	La.-Monroe	66 43								
189	A	Texas St.	74 59	217	A	South Ala.	66 53								
157	A	Texas-Arlington	78 71	194	A	Troy	101 81								

Non-Div I Games:

Arkansas St.

■ Loss,
 ■ Non-Conf, S Site,
 ■ Home
 ■ Away
 N Neutral

Average RPI Win:	242	WON-LOST	WINNING	LAST 10	STRENGTH OF	OPP. STRENGTH	TEAM	ADJ.	CONF.	ADJ CONF.
Average RPI Loss:	71	RECORD	PCT. RANK	GAMES	SCHEDULE	OF SCHEDULE	RPI	RPI	RPI	RPI
DIV. I ONLY	18- 2	9	9- 1	267	285	70	70	29	29	
DIV. I NON-CONF.	8- 1	23	0- 0	277	227	81	81	29	29	
TOTALS	RPI 1-25	RPI 26-50	W-L RECORDS	RPI 51-100	RPI 101-150	RPI 150+				
18- 2	0- 0	1- 1	OVERALL	0- 0	3- 1	14- 0				
11- 0	0- 0	1- 0	HOME	0- 0	2- 0	8- 0				
6- 2	0- 0	0- 1	AWAY	0- 0	1- 1	5- 0				
1- 0	0- 0	0- 0	NEUTRAL	0- 0	0- 0	1- 0				
8- 1	0- 0	1- 1	NON-CONFERENCE	0- 0	2- 0	5- 0				
5- 0	0- 0	1- 0	HOME	0- 0	1- 0	3- 0				
3- 1	0- 0	0- 1	AWAY	0- 0	1- 0	2- 0				
0- 0	0- 0	0- 0	NEUTRAL	0- 0	0- 0	0- 0				
10- 1	0- 0	0- 0	CONFERENCE	0- 0	1- 1	9- 0				
6- 0	0- 0	0- 0	HOME	0- 0	1- 0	5- 0				
3- 1	0- 0	0- 0	AWAY	0- 0	0- 1	3- 0				
1- 0	0- 0	0- 0	NEUTRAL	0- 0	0- 0	1- 0				

RPI S	Opponent	Score	RPI S	Opponent	Score	RPI S	Opponent	Score	RPI S	Opponent	Score
39	A Duke	61 72	49	H Albany (NY)	65 62				103	A Bucknell	69 79
									103	H Bucknell	68 63
									107	A Yale	65 61
									109	H Quinnipiac	67 57
									204	H Lehigh	63 39
									254	A American	52 42
									257	A Loyola Maryland	52 44
									257	H Loyola Maryland	70 37
									259	N Navy	75 38
									269	H Pepperdine	63 53
									270	H Holy Cross	77 58
									276	H Central Conn. St.	81 52
									297	H Rider	57 42
									311	H Colgate	67 55
									324	A Lafayette	78 45
									324	H Lafayette	84 57
									340	A NJIT	71 35
									344	A St. Francis Brooklyn	74 35
LAST 12 Division I GAMES:											
257	A Loyola Maryland	52 44	311	H Colgate	67 55						
324	H Lafayette	84 57	257	H Loyola Maryland	70 37						
103	H Bucknell	68 63	324	A Lafayette	78 45						
259	N Navy	75 38	103	A Bucknell	69 79						
270	H Holy Cross	77 58	204	H Lehigh	63 39						
254	A American	52 42	340	A NJIT	71 35						

Non-Div I Games: Emerson 86 47

Army West Point

■ Loss,
 ■ Non-Conf, S Site,
 ■ Home
 ■ Away
 N Neutral

A

A

Non-Div I Games:

Auburn

Average RPI Win:	280	WON-LOST	WINNING	LAST 10	STRENGTH OF	OPP. STRENGTH	TEAM	ADJ.	CONF.	ADJ CONF.
Average RPI Loss:	135	RECORD	PCT. RANK	GAMES	SCHEDULE	OF SCHEDULE	RPI	RPI	RPI	RPI
DIV. I ONLY	5- 17	298	4- 6	135	207	265	265	24	24	
DIV. I NON-CONF.	0- 11	338	0- 1	25	101	267	267	23	23	
TOTALS	RPI 1-25	RPI 26-50	W-L RECORDS	RPI 51-100	RPI 101-150	RPI 150+				
5- 17	0- 0	0- 1	OVERALL	0- 7	0- 2	5- 7				
4- 3	0- 0	0- 0	HOME	0- 2	0- 0	4- 1				
1- 13	0- 0	0- 0	AWAY	0- 5	0- 2	1- 6				
0- 1	0- 0	0- 1	NEUTRAL	0- 0	0- 0	0- 0				
0- 11	0- 0	0- 1	NON-CONFERENCE	0- 6	0- 1	0- 3				
0- 2	0- 0	0- 0	HOME	0- 2	0- 0	0- 0				
0- 8	0- 0	0- 0	AWAY	0- 4	0- 1	0- 3				
0- 1	0- 0	0- 1	NEUTRAL	0- 0	0- 0	0- 0				
5- 6	0- 0	0- 0	CONFERENCE	0- 1	0- 1	5- 4				
4- 1	0- 0	0- 0	HOME	0- 0	0- 0	4- 1				
1- 5	0- 0	0- 0	AWAY	0- 1	0- 1	1- 3				
0- 0	0- 0	0- 0	NEUTRAL	0- 0	0- 0	0- 0				

RPI 1-25			RPI 26-50			RPI 51-100			RPI 101+ Team's RPI: 265		
RPI	S	Opponent	Score	RPI	S	Opponent	Score	RPI	S	Opponent	Score
				46	N	Indiana	58 90	51	A	Vanderbilt	56 73
								53	A	Arkansas St.	55 66
								54	A	Ball St.	44 72
								56	A	Western Ky.	69 88
								73	H	California	58 67
								80	H	Middle Tenn.	55 86
								89	A	UT Martin	51 75
								102	A	Wright St.	56 77
								112	A	Belmont	82 88
								153	A	ETSU	76 80
								155	H	SIUE	61 72
								200	A	Southeast Mo. St.	69 71
								208	H	Eastern Ky.	94 66
								246	A	Tennessee St.	58 66
								251	A	Miami (OH)	60 75
								277	H	Jacksonville St.	61 59
								280	H	Tennessee Tech	91 75
								284	A	Kennesaw St.	65 73
								290	A	Murray St.	72 75
								296	A	Morehead St.	96 75
								337	H	Eastern Ill.	80 45
LAST 12 Division I GAMES:											
290	A	Murray St.	72 75	112	A	Belmont	82 88				
89	A	UT Martin	51 75	246	A	Tennessee St.	58 66				
200	A	Southeast Mo. St.	69 71	280	H	Tennessee Tech	91 75				
155	H	SIUE	61 72	277	H	Jacksonville St.	61 59				
337	H	Eastern Ill.	80 45	208	H	Eastern Ky.	94 66				
296	A	Morehead St.	96 75	153	A	ETSU	76 80				

Non-Div I Games: Trevecca Nazarene 97 75 Christian Bros. 74 55

Austin Peay

■ Loss,
 ■ Non-Conf,
 ■ S Site,
 ■ H Home
 ■ A Away
 N Neutral

Average RPI Win:	155	WON-LOST	WINNING	LAST 10	STRENGTH OF	OPP. STRENGTH	TEAM	ADJ.	CONF.	ADJ CONF.
Average RPI Loss:	45	RECORD	PCT. RANK	GAMES	SCHEDULE	OF SCHEDULE	RPI	RPI	RPI	RPI
DIV. I ONLY	19- 4	21	10- 0	59	85	14	14	9	9	
DIV. I NON-CONF.	7- 3	91	0- 0	15	61	15	15	9	9	
TOTALS	RPI 1-25	RPI 26-50	W-L RECORDS	RPI 51-100	RPI 101-150	RPI 150+				
19- 4	1- 1	2- 1	OVERALL	3- 2	4- 0	9- 0				
9- 0	0- 0	1- 0	HOME	2- 0	1- 0	5- 0				
7- 3	0- 0	1- 1	AWAY	1- 2	2- 0	3- 0				
3- 1	1- 1	0- 0	NEUTRAL	0- 0	1- 0	1- 0				
7- 3	1- 1	0- 1	NON-CONFERENCE	1- 1	1- 0	4- 0				
3- 0	0- 0	0- 0	HOME	1- 0	0- 0	2- 0				
1- 2	0- 0	0- 1	AWAY	0- 1	0- 0	1- 0				
3- 1	1- 1	0- 0	NEUTRAL	0- 0	1- 0	1- 0				
12- 1	0- 0	2- 0	CONFERENCE	2- 1	3- 0	5- 0				
6- 0	0- 0	1- 0	HOME	1- 0	1- 0	3- 0				
6- 1	0- 0	1- 0	AWAY	1- 1	2- 0	2- 0				
0- 0	0- 0	0- 0	NEUTRAL	0- 0	0- 0	0- 0				

RPI S	Opponent	Score	RPI S	Opponent	Score	RPI S	Opponent	Score	RPI S	Opponent	Score
19 N	Texas A&M	72 64	31 A	Oklahoma	47 73	60 A	Colorado St.	55 61	120 A	San Francisco	66 57
24 N	Georgia	58 66	47 A	St. Mary's (CA)	65 44	65 A	San Diego	65 78	137 N	Penn St.	63 51
			47 H	St. Mary's (CA)	65 59	67 A	Santa Clara	68 63	138 A	Pacific	67 57
						68 H	Utah	73 59	138 H	Pacific	79 62
						92 H	Gonzaga	58 54	154 N	Hawaii	67 56
									190 A	Weber St.	68 51
									214 H	Utah Valley	78 62
									218 H	Utah St.	81 69
									241 A	Loyola Marymount	82 75
									241 H	Loyola Marymount	75 61
									269 A	Pepperdine	77 66
									269 H	Pepperdine	69 64
									279 H	Portland	78 66
LAST 12 Division I GAMES:											
47 A	St. Mary's (CA)	65 44	279 H	Portland	78 66						
138 A	Pacific	67 57	92 H	Gonzaga	58 54						
269 A	Pepperdine	77 66	120 A	San Francisco	66 57						
241 A	Loyola Marymount	82 75	67 A	Santa Clara	68 63						
269 H	Pepperdine	69 64	138 H	Pacific	79 62						
241 H	Loyola Marymount	75 61	47 H	St. Mary's (CA)	65 59						

Non-Div I Games: BYU-Hawaii 85 40

BYU

■ Loss,
 ■ Non-Conf, S Site,
 ■ Home
 ■ Away
 N Neutral

Average RPI Win:	178	WON-LOST	WINNING	LAST 10	STRENGTH OF	OPP. STRENGTH	TEAM	ADJ.	CONF.	ADJ CONF.
Average RPI Loss:	44	RECORD	PCT. RANK	GAMES	SCHEDULE	OF SCHEDULE	RPI	RPI	RPI	RPI
DIV. I ONLY	15- 5	47	8- 2	90	99	54	54	11	11	
DIV. I NON-CONF.	7- 3	91	2- 0	222	70	99	99	13	13	
TOTALS	RPI 1-25	RPI 26-50	W-L RECORDS	RPI 51-100	RPI 101-150	RPI 150+				
15- 5	0- 1	0- 3	OVERALL	2- 1	6- 0	7- 0				
9- 1	0- 0	0- 1	HOME	2- 0	4- 0	3- 0				
5- 3	0- 0	0- 1	AWAY	0- 0	2- 0	3- 0				
1- 1	0- 1	0- 0	NEUTRAL	0- 0	0- 0	1- 0				
7- 3	0- 1	0- 1	NON-CONFERENCE	2- 1	0- 0	5- 0				
4- 0	0- 0	0- 0	HOME	2- 0	0- 0	2- 0				
2- 2	0- 0	0- 1	AWAY	0- 1	0- 0	2- 0				
1- 1	0- 1	0- 0	NEUTRAL	0- 0	0- 0	1- 0				
8- 2	0- 0	0- 2	CONFERENCE	0- 0	6- 0	2- 0				
5- 1	0- 0	0- 1	HOME	0- 0	4- 0	1- 0				
3- 1	0- 0	0- 1	AWAY	0- 0	2- 0	1- 0				
0- 0	0- 0	0- 0	NEUTRAL	0- 0	0- 0	0- 0				

RPI 1-25				RPI 26-50				RPI 51-100				Team's RPI: 54	RPI 101+			
RPI	S	Opponent	Score	RPI	S	Opponent	Score	RPI	S	Opponent	Score		RPI	S	Opponent	Score
21	N	Florida	79 85	35	A	Ohio	48 73	56	H	Western Ky.	74 60		105	H	Akron	78 71
				35	H	Ohio	67 68	83	H	Saint Louis	79 70		108	H	Toledo	75 69
				37	A	Purdue	63 73	93	A	Charlotte	66 72		110	H	Eastern Mich.	76 54
													125	A	Western Mich.	77 53
													132	A	Buffalo	59 57
													132	H	Buffalo	68 63
													184	H	Butler	58 50
													231	A	Bowling Green	67 56
													237	N	Massachusetts	81 54
													251	H	Miami (OH)	66 41
													265	H	Austin Peay	72 44
													318	A	Evansville	73 53
													335	A	Lipscomb	72 60
LAST 12 Division I GAMES:																
132	A	Buffalo	59 57	132	H	Buffalo	68 63									
105	H	Akron	78 71	251	H	Miami (OH)	66 41									
35	H	Ohio	67 68	35	A	Ohio	48 73									
125	A	Western Mich.	77 53	108	H	Toledo	75 69									
110	H	Eastern Mich.	76 54	83	H	Saint Louis	79 70									
231	A	Bowling Green	67 56	318	A	Evansville	73 53									

Non-Div I Games: Ohio Valley 94 45

Ball St.

■ Loss,
 ■ Non-Conf, S Site,
 ■ Home
 ■ Away
 N Neutral

Average RPI Win:	109	WON-LOST	WINNING	LAST 10	STRENGTH OF	OPP. STRENGTH	TEAM	ADJ.	CONF.	ADJ CONF.
Average RPI Loss:	17	RECORD	PCT. RANK	GAMES	SCHEDULE	OF SCHEDULE	RPI	RPI	RPI	RPI
DIV. I ONLY	23- 1	3	10- 0	26	26	4	4	3	3	
DIV. I NON-CONF.	13- 0	1	1- 0	46	64	4	4	3	3	
TOTALS	RPI 1-25	RPI 26-50	W-L RECORDS	RPI 51-100	RPI 101-150	RPI 150+				
23- 1	3- 1	5- 0	OVERALL	4- 0	2- 0	9- 0				
15- 0	1- 0	3- 0	HOME	2- 0	2- 0	7- 0				
4- 1	1- 1	1- 0	AWAY	1- 0	0- 0	1- 0				
4- 0	1- 0	1- 0	NEUTRAL	1- 0	0- 0	1- 0				
13- 0	2- 0	2- 0	NON-CONFERENCE	1- 0	1- 0	7- 0				
9- 0	1- 0	1- 0	HOME	0- 0	1- 0	6- 0				
0- 0	0- 0	0- 0	AWAY	0- 0	0- 0	0- 0				
4- 0	1- 0	1- 0	NEUTRAL	1- 0	0- 0	1- 0				
10- 1	1- 1	3- 0	CONFERENCE	3- 0	1- 0	2- 0				
6- 0	0- 0	2- 0	HOME	2- 0	1- 0	1- 0				
4- 1	1- 1	1- 0	AWAY	1- 0	0- 0	1- 0				
0- 0	0- 0	0- 0	NEUTRAL	0- 0	0- 0	0- 0				

RPI	S	Opponent	Score	RPI	S	Opponent	Score	RPI	S	Opponent	Score	RPI	S	Opponent	Score
8	A	Texas	80 67	31	H	Oklahoma	78 68	52	H	Kansas St.	87 52	128	H	Texas Tech	69 43
17	A	Oklahoma St.	45 52	38	A	West Virginia	71 61	55	N	James Madison	77 63	141	H	Southern Miss.	97 42
18	N	Michigan St.	84 76	38	H	West Virginia	69 64	94	A	Iowa St.	77 61	157	H	Texas-Arlington	62 20
23	H	DePaul	86 72	42	N	Miami (FL)	88 81	94	H	TCU	72 55	161	H	Oral Roberts	97 39
				45	H	South Fla.	66 63					172	H	McNeese St.	105 46
												173	H	Northwestern St.	86 44
												192	A	Kansas	58 40
												192	H	Kansas	81 49
												202	H	Grambling	96 42
												212	N	Cincinnati	72 34
												245	H	Rice	89 38
LAST 12 Division I GAMES:															
192	H	Kansas	81 49	38	H	West Virginia	69 64								
52	H	Kansas St.	87 52	94	H	TCU	72 55								
38	A	West Virginia	71 61	192	A	Kansas	58 40								
128	H	Texas Tech	69 43	31	H	Oklahoma	78 68								
94	A	Iowa St.	77 61	17	A	Oklahoma St.	45 52								
8	A	Texas	80 67	55	N	James Madison	77 63								

Non-Div I Games:

Baylor

■ Loss,
 ■ Non-Conf,
 ■ S Site,
 ■ H Home
 ■ A Away
 N Neutral

Belmont

Through Games Of Feb. 6, 2016

Average RPI Win:	262	WON-LOST	WINNING	LAST 10	STRENGTH OF	OPP. STRENGTH	TEAM	ADJ.	CONF.	ADJ CONF.
Average RPI Loss:	87	RECORD	PCT. RANK	GAMES	SCHEDULE	OF SCHEDULE	RPI	RPI	RPI	RPI
DIV. I ONLY	14- 7	89	8- 2	255	209	112	112	24	24	
DIV. I NON-CONF.	6- 5	146	0- 2	135	126	98	98	23	23	
TOTALS	RPI 1-25	RPI 26-50	W-L RECORDS	RPI 51-100	RPI 101-150	RPI 150+				
14- 7	0- 2	0- 0	OVERALL	0- 2	1- 1	13- 2				
9- 0	0- 0	0- 0	HOME	0- 0	0- 0	9- 0				
5- 7	0- 2	0- 0	AWAY	0- 2	1- 1	4- 2				
0- 0	0- 0	0- 0	NEUTRAL	0- 0	0- 0	0- 0				
6- 5	0- 2	0- 0	NON-CONFERENCE	0- 2	1- 1	5- 0				
3- 0	0- 0	0- 0	HOME	0- 0	0- 0	3- 0				
3- 5	0- 2	0- 0	AWAY	0- 2	1- 1	2- 0				
0- 0	0- 0	0- 0	NEUTRAL	0- 0	0- 0	0- 0				
8- 2	0- 0	0- 0	CONFERENCE	0- 0	0- 0	8- 2				
6- 0	0- 0	0- 0	HOME	0- 0	0- 0	6- 0				
2- 2	0- 0	0- 0	AWAY	0- 0	0- 0	2- 2				
0- 0	0- 0	0- 0	NEUTRAL	0- 0	0- 0	0- 0				

RPI S	Opponent	Score	RPI S	Opponent	Score	RPI S	Opponent	Score	RPI S	Opponent	Score	Team's RPI: 112
6	A Ohio St.	56 84				56	A Western Ky.	65 80	111	A IUPUI	59 62	
22	A Green Bay	62 66				58	A Chattanooga	53 62	133	A Wake Forest	78 64	
									155	A SIUE	60 73	
									163	H UAB	63 62	
									194	H Troy	102 93	
									200	A Southeast Mo. St.	74 81	
									208	H Eastern Ky.	72 61	
									246	H Tennessee St.	80 65	
									265	H Austin Peay	88 82	
									277	A Jacksonville St.	44 32	
									280	A Tennessee Tech	80 79	
									290	H Murray St.	87 61	
									296	H Morehead St.	99 71	
									301	H Cleveland St.	76 58	
									335	A Lipscomb	90 68	
									337	H Eastern Ill.	89 61	
									345	A Alabama A&M	78 28	
LAST 12 Division I GAMES:												
208	H Eastern Ky.	72 61	290	H Murray St.	87 61							
296	H Morehead St.	99 71	337	H Eastern Ill.	89 61							
280	A Tennessee Tech	80 79	155	A SIUE	60 73							
246	H Tennessee St.	80 65	200	A Southeast Mo. St.	74 81							
277	A Jacksonville St.	44 32	56	A Western Ky.	65 80							
265	H Austin Peay	88 82	22	A Green Bay	62 66							

Non-Div I Games: Young Harris 80 31 Trevecca Nazarene 86 59

Belmont

Loss, Non-Conf, S Site, H Home A Away N Neutral

Average RPI Win:	296	WON-LOST	WINNING	LAST 10	STRENGTH OF	OPP. STRENGTH	TEAM	ADJ.	CONF.	ADJ CONF.
Average RPI Loss:	181	RECORD	PCT. RANK	GAMES	SCHEDULE	OF SCHEDULE	RPI	RPI	RPI	RPI
DIV. I ONLY	12- 9	129	8- 2	335	318	252	252	30	30	
DIV. I NON-CONF.	4- 7	222	2- 1	269	309	260	260	30	30	
TOTALS	RPI 1-25	RPI 26-50	W-L RECORDS	RPI 51-100	RPI 101-150	RPI 150+				
12- 9	0- 0	0- 1	OVERALL	0- 0	0- 2	12- 6				
6- 3	0- 0	0- 0	HOME	0- 0	0- 1	6- 2				
4- 4	0- 0	0- 0	AWAY	0- 0	0- 0	4- 0				
2- 2	0- 0	0- 0	NEUTRAL	0- 0	0- 0	2- 2				
4- 7	0- 0	0- 1	NON-CONFERENCE	0- 0	0- 1	4- 5				
0- 3	0- 0	0- 0	HOME	0- 0	0- 1	0- 2				
2- 2	0- 0	0- 1	AWAY	0- 0	0- 0	2- 1				
2- 2	0- 0	0- 0	NEUTRAL	0- 0	0- 0	2- 2				
8- 2	0- 0	0- 0	CONFERENCE	0- 0	0- 1	8- 1				
6- 0	0- 0	0- 0	HOME	0- 0	0- 0	6- 0				
2- 2	0- 0	0- 0	AWAY	0- 0	0- 1	2- 1				
0- 0	0- 0	0- 0	NEUTRAL	0- 0	0- 0	0- 0				

RPI 1-25			RPI 26-50			RPI 51-100			RPI 101+			Team's RPI: 252
RPI	S	Opponent	Score	RPI	S	Opponent	Score	RPI	S	Opponent	Score	
				42	A	Miami (FL)	47 55					
								143	A	Hampton	45 60	
								147	H	Brown	61 68	
								164	A	Fla. Atlantic	60 82	
								170	H	Jacksonville	53 63	
								177	H	Stetson	38 62	
								226	N	Western Ill.	59 75	
								230	H	Morgan St.	63 48	
								240	H	Coppin St.	69 56	
								264	N	Georgia St.	61 68	
								271	N	Ga. Southern	65 49	
								291	A	North Florida	53 49	
								294	A	Western Caro.	66 59	
								298	A	UMES	71 76	
								299	H	South Carolina St.	65 50	
								302	H	Florida A&M	67 60	
								304	H	Savannah St.	50 44	
								306	H	Delaware St.	66 35	
								327	N	LIU Brooklyn	68 55	
								334	A	Howard	81 77	
								348	A	Norfolk St.	53 45	
LAST 12 Division I GAMES:												
306	H	Delaware St.	66 35	240	H	Coppin St.	69 56					
304	H	Savannah St.	50 44	348	A	Norfolk St.	53 45					
302	H	Florida A&M	67 60	143	A	Hampton	45 60					
334	A	Howard	81 77	327	N	LIU Brooklyn	68 55					
298	A	UMES	71 76	164	A	Fla. Atlantic	60 82					
230	H	Morgan St.	63 48	271	N	Ga. Southern	65 49					

Non-Div I Games: Warner 100 28 Edward Waters 67 48

Bethune-Cookman

Loss, Non-Conf, S Site, H Home A Away N Neutral

Binghamton

Through Games Of Feb. 6, 2016

Average RPI Win:	263	WON-LOST	WINNING	LAST 10	STRENGTH OF	OPP. STRENGTH	TEAM	ADJ.	CONF.	ADJ CONF.
Average RPI Loss:	157	RECORD	PCT. RANK	GAMES	SCHEDULE	OF SCHEDULE	RPI	RPI	RPI	RPI
DIV. I ONLY	7- 13	251	5- 5	176	273	224	224	15	15	
DIV. I NON-CONF.	2- 8	290	0- 1	208	321	297	297	18	18	
TOTALS	RPI 1-25	RPI 26-50	W-L RECORDS	RPI 51-100	RPI 101-150	RPI 150+				
7- 13	0- 0	0- 1	OVERALL	0- 2	1- 4	6- 6				
4- 2	0- 0	0- 1	HOME	0- 1	1- 0	3- 0				
3- 11	0- 0	0- 0	AWAY	0- 1	0- 4	3- 6				
0- 0	0- 0	0- 0	NEUTRAL	0- 0	0- 0	0- 0				
2- 8	0- 0	0- 0	NON-CONFERENCE	0- 1	0- 3	2- 4				
2- 0	0- 0	0- 0	HOME	0- 0	0- 0	2- 0				
0- 8	0- 0	0- 0	AWAY	0- 1	0- 3	0- 4				
0- 0	0- 0	0- 0	NEUTRAL	0- 0	0- 0	0- 0				
5- 5	0- 0	0- 1	CONFERENCE	0- 1	1- 1	4- 2				
2- 2	0- 0	0- 1	HOME	0- 1	1- 0	1- 0				
3- 3	0- 0	0- 0	AWAY	0- 0	0- 1	3- 2				
0- 0	0- 0	0- 0	NEUTRAL	0- 0	0- 0	0- 0				

RPI S	Opponent	Score	RPI S	Opponent	Score	RPI S	Opponent	Score	RPI S	Opponent	Score	Team's RPI: 224
49	H Albany (NY)	47 59	72	A Michigan	62 90	103	A Bucknell	46 76	117	A Stony Brook	58 64	
			86	H Maine	38 52	117	H Stony Brook	54 47	145	A Xavier	55 64	
						147	A Brown	65 67	167	A Cornell	57 64	
						188	A UMBC	51 62	205	A Canisius	50 80	
						211	A Hartford	53 47	227	A Columbia	64 71	
						263	A Sacred Heart	60 69	268	A New Hampshire	49 64	
						268	H New Hampshire	51 50	274	A Vermont	57 53	
						311	H Colgate	63 56	321	A UMass Lowell	75 70	
						340	H NJIT	54 50				
LAST 12 Division I GAMES:												
268	A New Hampshire	49 64	49	H Albany (NY)	47 59	211	A Hartford	53 47				
117	H Stony Brook	54 47	268	H New Hampshire	51 50	117	A Stony Brook	58 64				
86	H Maine	38 52	167	A Cornell	57 64	263	A Sacred Heart	60 69				
188	A UMBC	51 62										
321	A UMass Lowell	75 70										
274	A Vermont	57 53										

Non-Div I Games: Cedar Crest 74 18 Misericordia 73 44 Nyack 65 33

Binghamton

Loss, Non-Conf, S Site, H Home A Away N Neutral

Average RPI Win:	233	WON-LOST	WINNING	LAST 10	STRENGTH OF	OPP. STRENGTH	TEAM	ADJ.	CONF.	ADJ CONF.
Average RPI Loss:	120	RECORD	PCT. RANK	GAMES	SCHEDULE	OF SCHEDULE	RPI	RPI	RPI	RPI
DIV. I ONLY	14- 6	72	9- 1	249	196	129	129	19	19	
DIV. I NON-CONF.	5- 4	138	1- 0	252	158	191	191	21	21	
TOTALS	RPI 1-25	RPI 26-50	W-L RECORDS	RPI 51-100	RPI 101-150	RPI 150+				
14- 6	0- 0	0- 0	OVERALL	0- 3	0- 1	14- 2				
6- 3	0- 0	0- 0	HOME	0- 1	0- 0	6- 2				
7- 2	0- 0	0- 0	AWAY	0- 1	0- 1	7- 0				
1- 1	0- 0	0- 0	NEUTRAL	0- 1	0- 0	1- 0				
5- 4	0- 0	0- 0	NON-CONFERENCE	0- 2	0- 0	5- 2				
1- 3	0- 0	0- 0	HOME	0- 1	0- 0	1- 2				
3- 0	0- 0	0- 0	AWAY	0- 0	0- 0	3- 0				
1- 1	0- 0	0- 0	NEUTRAL	0- 1	0- 0	1- 0				
9- 2	0- 0	0- 0	CONFERENCE	0- 1	0- 1	9- 0				
5- 0	0- 0	0- 0	HOME	0- 0	0- 0	5- 0				
4- 2	0- 0	0- 0	AWAY	0- 1	0- 1	4- 0				
0- 0	0- 0	0- 0	NEUTRAL	0- 0	0- 0	0- 0				

RPI 1-25				RPI 26-50				RPI 51-100				RPI 101+ Team's RPI: 129						
RPI	S	Opponent	Score	RPI	S	Opponent	Score	RPI	S	Opponent	Score	RPI	S	Opponent	Score			
								60	A	Colorado St.	64	68	121	A	Fresno St.	57	62	
								61	N	Auburn	53	55	177	N	Stetson	71	65	
								63	H	Washington St.	52	57	178	H	UNLV	75	56	
														181	A	Eastern Wash.	84	79
														184	H	Col. of Charleston	61	38
														193	A	New Mexico	81	60
														199	H	Idaho St.	77	80
														213	A	San Jose St.	78	75
														214	H	Utah Valley	70	72
														218	A	Utah St.	63	58
														218	H	Utah St.	84	78
														248	A	Seattle	84	66
														250	H	Wyoming	58	49
														260	A	San Diego St.	75	45
														279	A	Portland	89	49
														315	H	Nevada	66	58
														343	H	Air Force	61	48
LAST 12 Division I GAMES:																		
				343	H	Air Force	61	48					260	A	San Diego St.	75	45	
				218	A	Utah St.	63	58					315	H	Nevada	66	58	
				193	A	New Mexico	81	60					121	A	Fresno St.	57	62	
				178	H	UNLV	75	56					218	H	Utah St.	84	78	
				250	H	Wyoming	58	49					60	A	Colorado St.	64	68	
				213	A	San Jose St.	78	75					181	A	Eastern Wash.	84	79	

Non-Div I Games: Concordia Portland 84 77 Cal St. L.A. 58 44

Boise St.

■ Loss,
 ■ Non-Conf,
 ■ S Site,
 ■ Home
 ■ A Away
 N Neutral

Average RPI Win:	191	WON-LOST	WINNING	LAST 10	STRENGTH OF	OPP. STRENGTH	TEAM	ADJ.	CONF.	ADJ CONF.
Average RPI Loss:	52	RECORD	PCT. RANK	GAMES	SCHEDULE	OF SCHEDULE	RPI	RPI	RPI	RPI
DIV. I ONLY	13- 9	121	2- 8	80	61	90	90	5	5	
DIV. I NON-CONF.	12- 1	10	3- 0	253	121	59	59	5	5	
TOTALS	RPI 1-25	RPI 26-50	W-L RECORDS	RPI 51-100	RPI 101-150	RPI 150+				
13- 9	0- 2	1- 4	OVERALL	2- 1	2- 2	8- 0				
8- 3	0- 1	0- 1	HOME	1- 0	2- 1	5- 0				
4- 5	0- 1	1- 2	AWAY	0- 1	0- 1	3- 0				
1- 1	0- 0	0- 1	NEUTRAL	1- 0	0- 0	0- 0				
12- 1	0- 0	1- 1	NON-CONFERENCE	2- 0	1- 0	8- 0				
7- 0	0- 0	0- 0	HOME	1- 0	1- 0	5- 0				
4- 0	0- 0	1- 0	AWAY	0- 0	0- 0	3- 0				
1- 1	0- 0	0- 1	NEUTRAL	1- 0	0- 0	0- 0				
1- 8	0- 2	0- 3	CONFERENCE	0- 1	1- 2	0- 0				
1- 3	0- 1	0- 1	HOME	0- 0	1- 1	0- 0				
0- 5	0- 1	0- 2	AWAY	0- 1	0- 1	0- 0				
0- 0	0- 0	0- 0	NEUTRAL	0- 0	0- 0	0- 0				

RPI 1-25				RPI 26-50				RPI 51-100				Team's RPI: 90	RPI 101+			
RPI	S	Opponent	Score	RPI	S	Opponent	Score	RPI	S	Opponent	Score		RPI	S	Opponent	Score
1	H	Notre Dame	50 63	30	A	Syracuse	61 62	68	N	Utah	76 51		101	A	Virginia Tech	33 58
12	A	Florida St.	42 75	31	N	Oklahoma	61 76	76	A	Georgia Tech	56 62		107	H	Yale	73 60
				37	A	Purdue	58 56	86	H	Maine	55 48		133	H	Wake Forest	59 65
				39	A	Duke	51 71						148	H	Pittsburgh	54 43
				42	H	Miami (FL)	62 67						187	A	Northeastern	71 45
													203	H	Bryant	74 59
													211	H	Hartford	62 28
													234	A	Providence	67 41
													268	H	New Hampshire	71 51
													270	H	Holy Cross	60 51
													321	H	UMass Lowell	66 55
													347	A	Boston U.	58 37
LAST 12 Division I GAMES:																
				42	H	Miami (FL)	62 67	1	H	Notre Dame	50 63					
				76	A	Georgia Tech	56 62	107	H	Yale	73 60					
				30	A	Syracuse	61 62	12	A	Florida St.	42 75					
				133	H	Wake Forest	59 65	101	A	Virginia Tech	33 58					
				148	H	Pittsburgh	54 43	203	H	Bryant	74 59					
				39	A	Duke	51 71	187	A	Northeastern	71 45					

Non-Div I Games:

Boston College

Division I				Through Games of Feb. 6, 1918						
Average RPI Win:	257	WON-LOST	WINNING	LAST 10	STRENGTH OF	OPP. STRENGTH	TEAM	ADJ.	CONF.	ADJ CONF.
Average RPI Loss:	223	RECORD	PCT. RANK	GAMES	SCHEDULE	OF SCHEDULE	RPI	RPI	RPI	RPI
DIV. I ONLY	2- 20	342	2- 8	325	281	347	347	29	29	
DIV. I NON-CONF.	0- 11	338	0- 1	314	195	349	349	29	29	

TOTALS	RPI 1-25		RPI 26-50		W-L RECORDS		RPI 51-100		RPI 101-150	RPI 150+
2- 20	0- 0		0- 1		OVERALL		0- 1		0- 2	2- 16
2- 10	0- 0		0- 1		HOME		0- 1		0- 0	2- 8
0- 10	0- 0		0- 0		AWAY		0- 0		0- 0	0- 3
0- 0	0- 0		0- 0		NEUTRAL		0- 0		0- 0	0- 0
0- 11	0- 0		0- 1		NON-CONFERENCE		0- 1		0- 1	0- 8
0- 6	0- 0		0- 1		HOME		0- 1		0- 0	0- 4
0- 5	0- 0		0- 0		AWAY		0- 0		0- 1	0- 4
0- 0	0- 0		0- 0		NEUTRAL		0- 0		0- 0	0- 0
2- 9	0- 0		0- 0		CONFERENCE		0- 0		0- 1	2- 8
2- 4	0- 0		0- 0		HOME		0- 0		0- 0	2- 4
0- 5	0- 0		0- 0		AWAY		0- 0		0- 1	0- 4
0- 0	0- 0		0- 0		NEUTRAL		0- 0		0- 0	0- 0

RPI 1-25				RPI 26-50				RPI 51-100				RPI 101+				Team's RPI: 347	
RPI	S	Opponent	Score	RPI	S	Opponent	Score	RPI	S	Opponent	Score	RPI	S	Opponent	Score		
				49	H	Albany (NY)	43 83	90	H	Boston College	37 58	103	A	Bucknell	56 74		
												140	A	Harvard	55 73		
												175	H	Marist	54 73		
												187	H	Northeastern	44 77		
												191	H	Rhode Island	41 57		
												204	A	Lehigh	48 72		
												204	H	Lehigh	66 73		
												237	A	Massachusetts	56 73		
												254	H	American	63 59		
												257	A	Loyola Maryland	54 63		
												259	A	Navy	56 67		
												259	H	Navy	51 49		
												266	A	Dartmouth	52 72		
												268	A	New Hampshire	52 69		
												270	H	Holy Cross	41 60		
												274	H	Vermont	45 60		
												311	H	Colgate	63 72		
												321	A	UMass Lowell	57 70		
												324	A	Lafayette	56 71		
												324	H	Lafayette	64 71		
LAST 12 Division I GAMES:																	
				324	H	Lafayette	64 71	254	H	American	63 59						
				259	H	Navy	51 49	324	A	Lafayette	56 71						
				204	A	Lehigh	48 72	259	A	Navy	56 67						
				103	A	Bucknell	56 74	204	H	Lehigh	66 73						
				311	H	Colgate	63 72	270	H	Holy Cross	41 60						
				257	A	Loyola Maryland	54 63	274	H	Vermont	45 60						

Non-Div I Games:

Boston U.

Loss, Non-Conf, S Site, H Home A Away N Neutral

Bowling Green

Through Games Of Feb. 6, 2016

Average RPI Win:	258	WON-LOST	WINNING	LAST 10	STRENGTH OF	OPP. STRENGTH	TEAM	ADJ.	CONF.	ADJ CONF.
Average RPI Loss:	121	RECORD	PCT. RANK	GAMES	SCHEDULE	OF SCHEDULE	RPI	RPI	RPI	RPI
DIV. I ONLY	8- 11	214	4- 6	222	164	231	231	11	11	
DIV. I NON-CONF.	4- 5	193	0- 2	324	216	283	283	13	13	
TOTALS	RPI 1-25	RPI 26-50	W-L RECORDS	RPI 51-100	RPI 101-150	RPI 150+				
8- 11	0- 0	0- 1	OVERALL	0- 4	1- 3	7- 3				
5- 4	0- 0	0- 1	HOME	0- 2	1- 1	4- 0				
2- 6	0- 0	0- 0	AWAY	0- 2	0- 2	2- 2				
1- 1	0- 0	0- 0	NEUTRAL	0- 0	0- 0	1- 1				
4- 5	0- 0	0- 0	NON-CONFERENCE	0- 2	0- 0	4- 3				
3- 1	0- 0	0- 0	HOME	0- 1	0- 0	3- 0				
0- 3	0- 0	0- 0	AWAY	0- 1	0- 0	0- 2				
1- 1	0- 0	0- 0	NEUTRAL	0- 0	0- 0	1- 1				
4- 6	0- 0	0- 1	CONFERENCE	0- 2	1- 3	3- 0				
2- 3	0- 0	0- 1	HOME	0- 1	1- 1	1- 0				
2- 3	0- 0	0- 0	AWAY	0- 1	0- 2	2- 0				
0- 0	0- 0	0- 0	NEUTRAL	0- 0	0- 0	0- 0				

RPI S	Opponent	Score	RPI S	Opponent	Score	RPI S	Opponent	Score	RPI S	Opponent	Score	Team's RPI: 231
			35 H	Ohio	57 72	54 H	Ball St.	56 67	105 H	Akron	55 71	
						57 H	South Dakota St.	45 58	108 A	Toledo	61 75	
						84 A	Central Mich.	75 76	110 H	Eastern Mich.	67 63	
						85 A	Virginia	39 68	125 A	Western Mich.	45 74	
									168 N	Davidson	56 60	
									170 N	Jacksonville	72 69	
									212 A	Cincinnati	51 54	
									251 A	Miami (OH)	64 58	
									256 A	Northern Ill.	58 43	
									301 A	Cleveland St.	48 69	
									314 H	Bradley	66 53	
									317 H	Illinois St.	70 52	
									318 H	Evansville	74 56	
									331 H	Kent St.	71 49	
LAST 12 Division I GAMES:												
			84 A	Central Mich.	75 76	105 H	Akron	55 71				
			108 A	Toledo	61 75	35 H	Ohio	57 72				
			110 H	Eastern Mich.	67 63	125 A	Western Mich.	45 74				
			331 H	Kent St.	71 49	251 A	Miami (OH)	64 58				
			256 A	Northern Ill.	58 43	57 H	South Dakota St.	45 58				
			54 H	Ball St.	56 67	85 A	Virginia	39 68				

Non-Div I Games:

Bowling Green

■ Loss,
 ■ Non-Conf,
 S Site,
 ■ Home
 ■ Away
 N Neutral

Average RPI Win: 287	WON-LOST	WINNING	LAST 10	STRENGTH OF	OPP. STRENGTH	TEAM	ADJ.	CONF.	ADJ CONF.
Average RPI Loss: 165	RECORD	PCT. RANK	GAMES	SCHEDULE	OF SCHEDULE	RPI	RPI	RPI	RPI
DIV. I ONLY	5- 15	289	2- 8	290	193	314	314	21	21
DIV. I NON-CONF.	3- 7	248	0- 2	236	220	253	253	17	17
TOTALS	RPI 1-25	RPI 26-50	W-L RECORDS	RPI 51-100	RPI 101-150	RPI 150+			
5- 15	0- 0	0- 2	OVERALL	0- 2	0- 5	5- 6			
3- 7	0- 0	0- 1	HOME	0- 1	0- 4	3- 1			
2- 8	0- 0	0- 1	AWAY	0- 1	0- 1	2- 5			
0- 0	0- 0	0- 0	NEUTRAL	0- 0	0- 0	0- 0			
3- 7	0- 0	0- 2	NON-CONFERENCE	0- 1	0- 1	3- 3			
1- 3	0- 0	0- 1	HOME	0- 0	0- 1	1- 1			
2- 4	0- 0	0- 1	AWAY	0- 1	0- 0	2- 2			
0- 0	0- 0	0- 0	NEUTRAL	0- 0	0- 0	0- 0			
2- 8	0- 0	0- 0	CONFERENCE	0- 1	0- 4	2- 3			
2- 4	0- 0	0- 0	HOME	0- 1	0- 3	2- 0			
0- 4	0- 0	0- 0	AWAY	0- 0	0- 1	0- 3			
0- 0	0- 0	0- 0	NEUTRAL	0- 0	0- 0	0- 0			

RPI S	Opponent	Score	RPI S	Opponent	Score	RPI S	Opponent	Score	RPI S	Opponent	Score	Team's RPI: 314
31	H Oklahoma	46 79	83	A Saint Louis	58 75	106	H Drake	64 76				
43	A Iowa	53 60	91	H Missouri St.	44 55	118	H UNI	47 55				
						125	H Western Mich.	59 72				
						142	H Loyola Chicago	54 67				
						144	A Southern Ill.	49 75				
						162	A Detroit	75 67				
						219	H Ill.-Chicago	56 66				
						231	A Bowling Green	53 66				
						249	A Indiana St.	37 59				
						256	A Northern Ill.	64 68				
						287	H Wichita St.	50 44				
						317	A Illinois St.	49 54				
						318	A Evansville	46 62				
						318	H Evansville	66 52				
						331	H Kent St.	68 60				
						339	A Chicago St.	66 60				
LAST 12 Division I GAMES:												
318	H Evansville	66 52	91	H Missouri St.	44 55							
118	H UNI	47 55	318	A Evansville	46 62							
106	H Drake	64 76	144	A Southern Ill.	49 75							
249	A Indiana St.	37 59	142	H Loyola Chicago	54 67							
317	A Illinois St.	49 54	83	A Saint Louis	58 75							
287	H Wichita St.	50 44	256	A Northern Ill.	64 68							

Non-Div I Games: Eureka 87 47

Bradley

■ Loss,
 ■ Non-Conf, S Site,
 ■ Home
 ■ Away
 N Neutral

Average RPI Win: 256	WON-LOST	WINNING	LAST 10	STRENGTH OF	OPP. STRENGTH	TEAM	ADJ.	CONF.	ADJ CONF.
Average RPI Loss: 148	RECORD	PCT. RANK	GAMES	SCHEDULE	OF SCHEDULE	RPI	RPI	RPI	RPI
DIV. I ONLY	11- 7	108	3- 6	279	234	147	147	10	10
DIV. I NON-CONF.	10- 2	33	4- 1	335	327	144	144	11	11
TOTALS	RPI 1-25	RPI 26-50	W-L RECORDS	RPI 51-100	RPI 101-150	RPI 150+			
11- 7	0- 0	0- 2	OVERALL	0- 0	0- 2	11- 3			
5- 1	0- 0	0- 0	HOME	0- 0	0- 1	5- 0			
6- 6	0- 0	0- 2	AWAY	0- 0	0- 1	6- 3			
0- 0	0- 0	0- 0	NEUTRAL	0- 0	0- 0	0- 0			
10- 2	0- 0	0- 0	NON-CONFERENCE	0- 0	0- 0	10- 2			
5- 0	0- 0	0- 0	HOME	0- 0	0- 0	5- 0			
5- 2	0- 0	0- 0	AWAY	0- 0	0- 0	5- 2			
0- 0	0- 0	0- 0	NEUTRAL	0- 0	0- 0	0- 0			
1- 5	0- 0	0- 2	CONFERENCE	0- 0	0- 2	1- 1			
0- 1	0- 0	0- 0	HOME	0- 0	0- 1	0- 0			
1- 4	0- 0	0- 2	AWAY	0- 0	0- 1	1- 1			
0- 0	0- 0	0- 0	NEUTRAL	0- 0	0- 0	0- 0			

RPI S	Opponent	Score	RPI S	Opponent	Score	RPI S	Opponent	Score	RPI S	Opponent	Score	Team's RPI: 147
41	A Penn	49 66	41	A Penn	49 66	107	A Yale	54 81	107	A Yale	54 81	
50	A Princeton	53 72	50	A Princeton	53 72	107	H Yale	39 48	107	H Yale	39 48	
						167	A Cornell	70 85	167	A Cornell	70 85	
						191	H Rhode Island	67 63	191	H Rhode Island	67 63	
						203	A Bryant	84 67	203	A Bryant	84 67	
						224	H Binghamton	67 65	224	H Binghamton	67 65	
						227	A Columbia	73 63	227	A Columbia	73 63	
						230	H Morgan St.	72 45	230	H Morgan St.	72 45	
						234	H Providence	57 47	234	H Providence	57 47	
						236	A Manhattan	56 80	236	A Manhattan	56 80	
						252	A Bethune-Cookman	68 61	252	A Bethune-Cookman	68 61	
						274	H Vermont	71 54	274	H Vermont	71 54	
						307	A Fairleigh Dickinson	63 48	307	A Fairleigh Dickinson	63 48	
						329	A Saint Peter's	67 79	329	A Saint Peter's	67 79	
						331	A Kent St.	62 57	331	A Kent St.	62 57	
						340	A NJIT	74 49	340	A NJIT	74 49	
LAST 12 Division I GAMES:												
227	A Columbia	73 63	340	A NJIT	74 49	227	A Columbia	73 63	340	A NJIT	74 49	
167	A Cornell	70 85	329	A Saint Peter's	67 79	167	A Cornell	70 85	329	A Saint Peter's	67 79	
41	A Penn	49 66	307	A Fairleigh Dickinson	63 48	41	A Penn	49 66	307	A Fairleigh Dickinson	63 48	
50	A Princeton	53 72	331	A Kent St.	62 57	50	A Princeton	53 72	331	A Kent St.	62 57	
107	H Yale	39 48	203	A Bryant	84 67	107	H Yale	39 48	203	A Bryant	84 67	
107	A Yale	54 81	224	H Binghamton	67 65	107	A Yale	54 81	224	H Binghamton	67 65	

Non-Div I Games: Mount Ida 114 28 Rhode Island Col. 90 35

Brown

Loss, Non-Conf, S Site, H Home A Away N Neutral

Average RPI Win:	294	WON-LOST	WINNING	LAST 10	STRENGTH OF	OPP. STRENGTH	TEAM	ADJ.	CONF.	ADJ CONF.
Average RPI Loss:	161	RECORD	PCT. RANK	GAMES	SCHEDULE	OF SCHEDULE	RPI	RPI	RPI	RPI
DIV. I ONLY	13- 9	121	9- 1	317	326	203	203	31	31	
DIV. I NON-CONF.	3- 8	258	0- 1	274	210	296	296	32	32	
TOTALS	RPI 1-25	RPI 26-50	W-L RECORDS	RPI 51-100	RPI 101-150	RPI 150+				
13- 9	0- 1	0- 0	OVERALL	0- 2	0- 1	13- 5				
6- 3	0- 0	0- 0	HOME	0- 0	0- 1	6- 2				
7- 6	0- 1	0- 0	AWAY	0- 2	0- 0	7- 3				
0- 0	0- 0	0- 0	NEUTRAL	0- 0	0- 0	0- 0				
3- 8	0- 1	0- 0	NON-CONFERENCE	0- 2	0- 1	3- 4				
2- 3	0- 0	0- 0	HOME	0- 0	0- 1	2- 2				
1- 5	0- 1	0- 0	AWAY	0- 2	0- 0	1- 2				
0- 0	0- 0	0- 0	NEUTRAL	0- 0	0- 0	0- 0				
10- 1	0- 0	0- 0	CONFERENCE	0- 0	0- 0	10- 1				
4- 0	0- 0	0- 0	HOME	0- 0	0- 0	4- 0				
6- 1	0- 0	0- 0	AWAY	0- 0	0- 0	6- 1				
0- 0	0- 0	0- 0	NEUTRAL	0- 0	0- 0	0- 0				

RPI S	Opponent	Score	RPI S	Opponent	Score	RPI S	Opponent	Score	RPI S	Opponent	Score	Team's RPI: 203
20	A Seton Hall	57 93				86	A Maine	38 76	147	H Brown	67 84	
						90	A Boston College	59 74	167	H Cornell	62 70	
									196	A Robert Morris	53 55	
									196	H Robert Morris	71 65	
									234	A Providence	78 88	
									237	H Massachusetts	69 86	
									263	A Sacred Heart	61 59	
									268	H New Hampshire	55 42	
									270	A Holy Cross	64 65	
									274	H Vermont	68 52	
									276	A Central Conn. St.	65 53	
									276	H Central Conn. St.	70 56	
									286	H Saint Francis (PA)	84 72	
									307	A Fairleigh Dickinson	70 41	
									321	A UMass Lowell	83 64	
									327	H LIU Brooklyn	63 55	
									338	A Wagner	82 71	
									342	A Mt. St. Mary's	70 59	
									344	A St. Francis Brooklyn	70 42	
LAST 12 Division I GAMES:												
196	A	Robert Morris	53	55	327	H	LIU Brooklyn	63	55			
276	A	Central Conn. St.	65	53	342	A	Mt. St. Mary's	70	59			
263	A	Sacred Heart	61	59	338	A	Wagner	82	71			
286	H	Saint Francis (PA)	84	72	307	A	Fairleigh Dickinson	70	41			
196	H	Robert Morris	71	65	276	H	Central Conn. St.	70	56			
344	A	St. Francis Brooklyn	70	42	90	A	Boston College	59	74			

Non-Div I Games:

Bryant

■ Loss,
■ Non-Conf,
■ S Site,
■ H Home
■ A Away
N Neutral

Average RPI Win:	255	WON-LOST	WINNING	LAST 10	STRENGTH OF	OPP. STRENGTH	TEAM	ADJ.	CONF.	ADJ CONF.
Average RPI Loss:	136	RECORD	PCT. RANK	GAMES	SCHEDULE	OF SCHEDULE	RPI	RPI	RPI	RPI
DIV. I ONLY	16- 6	54	9- 1	210	302	103	103	29	29	
DIV. I NON-CONF.	6- 5	146	0- 1	235	291	171	171	29	29	
TOTALS	RPI 1-25	RPI 26-50	W-L RECORDS	RPI 51-100	RPI 101-150	RPI 150+				
16- 6	0- 1	0- 0	OVERALL	1- 1	0- 1	15- 3				
10- 1	0- 0	0- 0	HOME	1- 0	0- 1	9- 0				
6- 5	0- 1	0- 0	AWAY	0- 1	0- 0	6- 3				
0- 0	0- 0	0- 0	NEUTRAL	0- 0	0- 0	0- 0				
6- 5	0- 1	0- 0	NON-CONFERENCE	0- 0	0- 1	6- 3				
4- 1	0- 0	0- 0	HOME	0- 0	0- 1	4- 0				
2- 4	0- 1	0- 0	AWAY	0- 0	0- 0	2- 3				
0- 0	0- 0	0- 0	NEUTRAL	0- 0	0- 0	0- 0				
10- 1	0- 0	0- 0	CONFERENCE	1- 1	0- 0	9- 0				
6- 0	0- 0	0- 0	HOME	1- 0	0- 0	5- 0				
4- 1	0- 0	0- 0	AWAY	0- 1	0- 0	4- 0				
0- 0	0- 0	0- 0	NEUTRAL	0- 0	0- 0	0- 0				

RPI 1-25			RPI 26-50			RPI 51-100			RPI 101+ Team's RPI: 103		
RPI	S	Opponent	Score	RPI	S	Opponent	Score	RPI	S	Opponent	Score
1	A	Notre Dame	54 85					70	A	Army West Point	63 68
								70	H	Army West Point	79 69
								124	H	Youngstown St.	47 55
								179	H	Delaware	80 51
								188	A	UMBC	52 65
								204	H	Lehigh	80 77
								205	A	Canisius	56 61
								224	H	Binghamton	76 46
								230	A	Morgan St.	50 64
								236	A	Manhattan	61 56
								254	A	American	66 60
								254	H	American	60 54
								257	H	Loyola Maryland	71 64
								259	A	Navy	51 41
								270	A	Holy Cross	58 51
								270	H	Holy Cross	74 64
								301	A	Cleveland St.	59 57
								307	H	Fairleigh Dickinson	72 62
								311	A	Colgate	71 51
								342	H	Mt. St. Mary's	71 45
								347	H	Boston U.	74 56
LAST 12 Division I GAMES:											
270	H	Holy Cross	74 64	204	H	Lehigh	80 77				
254	H	American	60 54	270	A	Holy Cross	58 51				
70	A	Army West Point	63 68	254	A	American	66 60				
347	H	Boston U.	74 56	70	H	Army West Point	79 69				
257	H	Loyola Maryland	71 64	259	A	Navy	51 41				
311	A	Colgate	71 51	230	A	Morgan St.	50 64				

Non-Div I Games:

Bucknell

Average RPI Win: 222	WON-LOST	WINNING	LAST 10	STRENGTH OF	OPP. STRENGTH	TEAM	ADJ.	CONF.	ADJ CONF.
Average RPI Loss: 109	RECORD	PCT. RANK	GAMES	SCHEDULE	OF SCHEDULE	RPI	RPI	RPI	RPI
DIV. I ONLY	11- 10	156	3- 7	132	175	132	132	11	11
DIV. I NON-CONF.	8- 3	77	2- 0	195	246	93	93	13	13
TOTALS	RPI 1-25	RPI 26-50	W-L RECORDS	RPI 51-100	RPI 101-150	RPI 150+			
11- 10	0- 0	1- 2	OVERALL	1- 3	0- 3	9- 2			
5- 4	0- 0	1- 1	HOME	1- 1	0- 2	3- 0			
5- 6	0- 0	0- 1	AWAY	0- 2	0- 1	5- 2			
1- 0	0- 0	0- 0	NEUTRAL	0- 0	0- 0	1- 0			
8- 3	0- 0	0- 2	NON-CONFERENCE	0- 1	0- 0	8- 0			
3- 1	0- 0	0- 1	HOME	0- 0	0- 0	3- 0			
4- 2	0- 0	0- 1	AWAY	0- 1	0- 0	4- 0			
1- 0	0- 0	0- 0	NEUTRAL	0- 0	0- 0	1- 0			
3- 7	0- 0	1- 0	CONFERENCE	1- 2	0- 3	1- 2			
2- 3	0- 0	1- 0	HOME	1- 1	0- 2	0- 0			
1- 4	0- 0	0- 0	AWAY	0- 1	0- 1	1- 2			
0- 0	0- 0	0- 0	NEUTRAL	0- 0	0- 0	0- 0			

RPI S	Opponent	Score	RPI S	Opponent	Score	RPI S	Opponent	Score	RPI S	Opponent	Score	Team's RPI: 132
27	H Duquesne	62 79	54	A Ball St.	63 68	105	H Akron	61 69				
32	A St. Bonaventure	32 59	54	H Ball St.	57 59	110	A Eastern Mich.	56 67				
35	H Ohio	51 43	77	A Hofstra	36 79	125	H Western Mich.	78 92				
			84	H Central Mich.	67 61	167	H Cornell	59 41				
						205	H Canisius	54 40				
						237	A Massachusetts	56 48				
						244	N Clemson	61 51				
						251	A Miami (OH)	58 69				
						256	A Northern Ill.	74 76				
						261	A UCF	66 60				
						263	A Sacred Heart	66 53				
						289	A Niagara	57 48				
						327	H LIU Brooklyn	55 38				
						331	A Kent St.	77 66				
LAST 12 Division I GAMES:												
54	H Ball St.	57 59	54	A Ball St.	63 68							
35	H Ohio	51 43	331	A Kent St.	77 66							
256	A Northern Ill.	74 76	84	H Central Mich.	67 61							
251	A Miami (OH)	58 69	110	A Eastern Mich.	56 67							
125	H Western Mich.	78 92	263	A Sacred Heart	66 53							
105	H Akron	61 69	289	A Niagara	57 48							

Non-Div I Games:

Buffalo

■ Loss,
 ■ Non-Conf,
 S Site,
 ■ Home
 ■ Away
 N Neutral

Average RPI Win:	182	WON-LOST	WINNING	LAST 10	STRENGTH OF	OPP. STRENGTH	TEAM	ADJ.	CONF.	ADJ CONF.
Average RPI Loss:	85	RECORD	PCT. RANK	GAMES	SCHEDULE	OF SCHEDULE	RPI	RPI	RPI	RPI
DIV. I ONLY	7- 15	265	2- 8	81	50	184	184	6	6	
DIV. I NON-CONF.	5- 6	180	0- 1	133	27	143	143	6	6	
<hr/>										
TOTALS	RPI 1-25	RPI 26-50	W-L RECORDS	RPI 51-100	RPI 101-150	RPI 150+				
7- 15	0- 3	0- 2	OVERALL	2- 4	1- 5	4- 1				
4- 6	0- 2	0- 0	HOME	2- 2	1- 2	1- 0				
2- 9	0- 1	0- 2	AWAY	0- 2	0- 3	2- 1				
1- 0	0- 0	0- 0	NEUTRAL	0- 0	0- 0	1- 0				
5- 6	0- 1	0- 1	NON-CONFERENCE	1- 2	1- 1	3- 1				
3- 1	0- 1	0- 0	HOME	1- 0	1- 0	1- 0				
1- 5	0- 0	0- 1	AWAY	0- 2	0- 1	1- 1				
1- 0	0- 0	0- 0	NEUTRAL	0- 0	0- 0	1- 0				
2- 9	0- 2	0- 1	CONFERENCE	1- 2	0- 4	1- 0				
1- 5	0- 1	0- 0	HOME	1- 2	0- 2	0- 0				
1- 4	0- 1	0- 1	AWAY	0- 0	0- 2	1- 0				
0- 0	0- 0	0- 0	NEUTRAL	0- 0	0- 0	0- 0				

RPI 1-25				RPI 26-50				RPI 51-100				RPI 101+ Team's RPI: 184			
RPI	S	Opponent	Score	RPI	S	Opponent	Score	RPI	S	Opponent	Score	RPI	S	Opponent	Score
20	A	Seton Hall	77 98	40	A	St. John's (NY)	41 68	54	A	Ball St.	50 58	102	A	Wright St.	53 66
22	H	Green Bay	46 55	45	A	South Fla.	77 87	58	A	Chattanooga	49 60	114	A	Creighton	49 77
23	H	DePaul	54 61					64	H	Villanova	45 57	114	H	Creighton	42 52
								81	H	Marquette	64 80	136	H	Arkansas	63 57
								94	H	TCU	65 53	145	A	Xavier	47 55
								97	H	Georgetown	82 76	145	H	Xavier	63 73
												209	H	Valparaiso	72 53
												234	A	Providence	77 67
												244	N	Clemson	54 50
												249	A	Indiana St.	63 70
												261	A	UCF	71 63
<hr/>															
LAST 12 Division I GAMES:															
114	H	Creighton	42 52	114	A	Creighton	49 77								
145	A	Xavier	47 55	234	A	Providence	77 67								
20	A	Seton Hall	77 98	145	H	Xavier	63 73								
40	A	St. John's (NY)	41 68	97	H	Georgetown	82 76								
81	H	Marquette	64 80	64	H	Villanova	45 57								
23	H	DePaul	54 61	249	A	Indiana St.	63 70								

Non-Div I Games:

Butler

CSU Bakersfield

Through Games Of Feb. 6, 2016

Average RPI Win:	273	WON-LOST	WINNING	LAST 10	STRENGTH OF	OPP. STRENGTH	TEAM	ADJ.	CONF.	ADJ CONF.
Average RPI Loss:	127	RECORD	PCT. RANK	GAMES	SCHEDULE	OF SCHEDULE	RPI	RPI	RPI	RPI
DIV. I ONLY	8- 16	257	6- 4	166	152	247	247	25	25	
DIV. I NON-CONF.	3- 12	290	1- 2	81	31	241	241	25	25	
TOTALS	RPI 1-25	RPI 26-50	W-L RECORDS	RPI 51-100	RPI 101-150	RPI 150+				
8- 16	0- 5	0- 0	OVERALL	0- 2	0- 2	8- 7				
6- 5	0- 0	0- 0	HOME	0- 0	0- 1	6- 4				
2- 9	0- 3	0- 0	AWAY	0- 2	0- 1	2- 3				
0- 2	0- 2	0- 0	NEUTRAL	0- 0	0- 0	0- 0				
3- 12	0- 5	0- 0	NON-CONFERENCE	0- 1	0- 2	3- 4				
3- 3	0- 0	0- 0	HOME	0- 0	0- 1	3- 2				
0- 7	0- 3	0- 0	AWAY	0- 1	0- 1	0- 2				
0- 2	0- 2	0- 0	NEUTRAL	0- 0	0- 0	0- 0				
5- 4	0- 0	0- 0	CONFERENCE	0- 1	0- 0	5- 3				
3- 2	0- 0	0- 0	HOME	0- 0	0- 0	3- 2				
2- 2	0- 0	0- 0	AWAY	0- 1	0- 0	2- 1				
0- 0	0- 0	0- 0	NEUTRAL	0- 0	0- 0	0- 0				

RPI 1-25				RPI 26-50				RPI 51-100				RPI 101+ Team's RPI: 247			
RPI	S	Opponent	Score	RPI	S	Opponent	Score	RPI	S	Opponent	Score	RPI	S	Opponent	Score
2	N	South Carolina	71 90					69	A	UC Riverside	61 81	121	A	Fresno St.	52 57
5	A	Stanford	41 83					100	A	New Mexico St.	63 86	138	H	Pacific	74 80
7	A	Oregon St.	51 75									154	A	Hawaii	60 74
9	A	UCLA	68 82									154	H	Hawaii	55 65
10	N	Arizona St.	47 60									186	A	UTRGV	46 60
												197	H	Cal Poly	57 52
												213	H	San Jose St.	90 88
												214	H	Utah Valley	61 54
												232	H	Grand Canyon	51 61
												248	H	Seattle	76 68
												267	A	UC Santa Barbara	60 61
												269	H	Pepperdine	73 76
												309	A	UMKC	78 68
												309	H	UMKC	40 56
												322	H	UC Irvine	65 39
												339	A	Chicago St.	74 61
												339	H	Chicago St.	76 43
LAST 12 Division I GAMES:															
339	A	Chicago St.	74 61	248	H	Seattle	76 68								
309	A	UMKC	78 68	309	H	UMKC	40 56								
214	H	Utah Valley	61 54	339	H	Chicago St.	76 43								
232	H	Grand Canyon	51 61	322	H	UC Irvine	65 39								
100	A	New Mexico St.	63 86	154	H	Hawaii	55 65								
186	A	UTRGV	46 60	5	A	Stanford	41 83								

Non-Div I Games:

CSU Bakersfield

Loss, Non-Conf, S Site, H Home A Away N Neutral

C
S
U
NC
S
U
N

CSUN

Page 37

Average RPI Win:	247	WON-LOST	WINNING	LAST 10	STRENGTH OF	OPP. STRENGTH	TEAM	ADJ.	CONF.	ADJ CONF.
Average RPI Loss:	133	RECORD	PCT. RANK	GAMES	SCHEDULE	OF SCHEDULE	RPI	RPI	RPI	RPI

DIV. I ONLY	11- 11	168	5- 5	217	214	197	197	22	22
DIV. I NON-CONF.	7- 6	156	1- 2	128	150	122	122	22	22
TOTALS	RPI 1-25	RPI 26-50	W-L RECORDS	RPI 51-100	RPI 101-150	RPI 150+			
11- 11	0- 1	0- 1	OVERALL	0- 3	2- 1	9- 5			
7- 3	0- 0	0- 0	HOME	0- 1	1- 0	6- 2			
4- 7	0- 1	0- 1	AWAY	0- 2	1- 1	3- 2			
0- 1	0- 0	0- 0	NEUTRAL	0- 0	0- 0	0- 1			
7- 6	0- 1	0- 1	NON-CONFERENCE	0- 2	2- 0	5- 2			
4- 1	0- 0	0- 0	HOME	0- 1	1- 0	3- 0			
3- 4	0- 1	0- 1	AWAY	0- 1	1- 0	2- 1			
0- 1	0- 0	0- 0	NEUTRAL	0- 0	0- 0	0- 1			
4- 5	0- 0	0- 0	CONFERENCE	0- 1	0- 1	4- 3			
3- 2	0- 0	0- 0	HOME	0- 0	0- 0	3- 2			
1- 3	0- 0	0- 0	AWAY	0- 1	0- 1	1- 1			
0- 0	0- 0	0- 0	NEUTRAL	0- 0	0- 0	0- 0			

RPI 1-25					
RPI	S	Opponent	Score		
7	A	Oregon St.	43	80	
RPI 26-50					
RPI	S	Opponent	Score		
47	A	St. Mary's (CA)	83	87	
RPI 51-100					
RPI	S	Opponent	Score		
67	H	Santa Clara	63	69	
69	A	UC Riverside	83	93	
73	A	California	57	82	
Team's RPI:					
RPI	S	Opponent	Score		
120	A	San Francisco	62	61	
121	H	Fresno St.	64	60	
150	A	Long Beach St.	53	65	
154	H	Hawaii	58	64	
159	H	Montana St.	66	57	
186	N	UTRGV	58	66	
198	H	UC Davis	57	75	
210	H	Sacramento St.	97	72	
241	H	Loyola Marymount	70	58	
247	A	CSU Bakersfield	52	57	
267	A	UC Santa Barbara	67	78	
269	A	Pepperdine	61	47	
281	H	CSUN	66	62	
322	A	UC Irvine	72	54	
322	H	UC Irvine	50	38	
326	A	A&M-Corpus Christi	56	45	
341	H	Cal St. Fullerton	51	46	
LAST 12 Division I GAMES:					
322	H	UC Irvine	50	38	
154	H	Hawaii	58	64	
150	A	Long Beach St.	53	65	
69	A	UC Riverside	83	93	
198	H	UC Davis	57	75	
281	H	CSUN	66	62	
341	H	Cal St. Fullerton	51	46	
322	A	UC Irvine	72	54	
267	A	UC Santa Barbara	67	78	
210	H	Sacramento St.	97	72	
7	A	Oregon St.	43	80	
247	A	CSU Bakersfield	52	57	

Cal Poly

Non-Div I Games:

Cal Poly

■ Loss, ■ Non-Conf, S Site, H Home A Away N Neutral

Average RPI Win:	282	WON-LOST	WINNING	LAST 10	STRENGTH OF	OPP. STRENGTH	TEAM	ADJ.	CONF.	ADJ CONF.
Average RPI Loss:	213	RECORD	PCT. RANK	GAMES	SCHEDULE	OF SCHEDULE	RPI	RPI	RPI	RPI
DIV. I ONLY	2- 21	344	0- 10	262	324	341	341	22	22	
DIV. I NON-CONF.	2- 12	311	0- 3	256	339	328	328	22	22	
TOTALS	RPI 1-25	RPI 26-50	W-L RECORDS	RPI 51-100	RPI 101-150	RPI 150+				
2- 21	0- 0	0- 0	OVERALL	0- 1	0- 2	2- 18				
1- 9	0- 0	0- 0	HOME	0- 1	0- 1	1- 7				
1- 11	0- 0	0- 0	AWAY	0- 0	0- 1	1- 10				
0- 1	0- 0	0- 0	NEUTRAL	0- 0	0- 0	0- 1				
2- 12	0- 0	0- 0	NON-CONFERENCE	0- 1	0- 0	2- 11				
1- 5	0- 0	0- 0	HOME	0- 1	0- 0	1- 4				
1- 6	0- 0	0- 0	AWAY	0- 0	0- 0	1- 6				
0- 1	0- 0	0- 0	NEUTRAL	0- 0	0- 0	0- 1				
0- 9	0- 0	0- 0	CONFERENCE	0- 0	0- 2	0- 7				
0- 4	0- 0	0- 0	HOME	0- 0	0- 1	0- 3				
0- 5	0- 0	0- 0	AWAY	0- 0	0- 1	0- 4				
0- 0	0- 0	0- 0	NEUTRAL	0- 0	0- 0	0- 0				

RPI 1-25				RPI 26-50				RPI 51-100				RPI 101+				Team's RPI: 341	
RPI	S	Opponent	Score	RPI	S	Opponent	Score	RPI	S	Opponent	Score	RPI	S	Opponent	Score		
								65	H	San Diego	44 53	150	A	Long Beach St.	57 62		
												150	H	Long Beach St.	61 82		
												154	A	Hawaii	53 62		
												159	A	Montana St.	66 89		
												160	A	SMU	53 74		
												167	H	Cornell	47 59		
												181	H	Eastern Wash.	57 68		
												190	H	Weber St.	40 60		
												197	A	Cal Poly	46 51		
												198	H	UC Davis	59 63		
												221	A	Montana	51 86		
												241	A	Loyola Marymount	75 73		
												250	H	Wyoming	56 61		
												256	N	Northern Ill.	49 72		
												260	A	San Diego St.	43 54		
												267	A	UC Santa Barbara	49 79		
												267	H	UC Santa Barbara	47 65		
												269	A	Pepperdine	75 81		
												281	A	CSUN	52 79		
												319	A	North Dakota St.	64 79		
												322	H	UC Irvine	58 62		
												323	H	Portland St.	84 69		
LAST 12 Division I GAMES:																	
				198	H	UC Davis	59 63					197	A	Cal Poly	46 51		
				267	A	UC Santa Barbara	49 79					267	H	UC Santa Barbara	47 65		
				281	A	CSUN	52 79					150	H	Long Beach St.	61 82		
				154	A	Hawaii	53 62					319	A	North Dakota St.	64 79		
				322	H	UC Irvine	58 62					167	H	Cornell	47 59		
				150	A	Long Beach St.	57 62					260	A	San Diego St.	43 54		

Non-Div I Games:

Cal St. Fullerton

■ Loss,
 ■ Non-Conf,
 ■ S Site,
 ■ H Home
 ■ A Away
 N Neutral

California

Through Games Of Feb. 6, 2016

Average RPI Win:	132	WON-LOST	WINNING	LAST 10	STRENGTH OF	OPP. STRENGTH	TEAM	ADJ.	CONF.	ADJ CONF.
Average RPI Loss:	33	RECORD	PCT. RANK	GAMES	SCHEDULE	OF SCHEDULE	RPI	RPI	RPI	RPI
DIV. I ONLY	11- 12	180	2- 8	15	2	73	73	1	1	
DIV. I NON-CONF.	8- 2	51	0- 0	64	45	43	43	1	1	
TOTALS	RPI 1-25	RPI 26-50	W-L RECORDS	RPI 51-100	RPI 101-150	RPI 150+				
11- 12	2- 6	0- 3	OVERALL	3- 3	1- 0	5- 0				
8- 4	1- 1	0- 2	HOME	3- 1	0- 0	4- 0				
2- 7	1- 1	0- 0	AWAY	0- 0	0- 0	1- 0				
1- 1	0- 1	0- 0	NEUTRAL	0- 0	1- 0	0- 0				
8- 2	1- 1	0- 1	NON-CONFERENCE	2- 0	1- 0	4- 0				
5- 1	0- 0	0- 1	HOME	2- 0	0- 0	3- 0				
2- 0	1- 0	0- 0	AWAY	0- 0	0- 0	1- 0				
1- 1	0- 1	0- 0	NEUTRAL	0- 0	1- 0	0- 0				
3- 10	1- 5	0- 2	CONFERENCE	1- 3	0- 0	1- 0				
3- 3	1- 1	0- 1	HOME	1- 1	0- 0	1- 0				
0- 7	0- 4	0- 1	AWAY	0- 2	0- 0	0- 0				
0- 0	0- 0	0- 0	NEUTRAL	0- 0	0- 0	0- 0				

RPI 1-25				RPI 26-50				RPI 51-100 Team's RPI: 73				RPI 101+			
RPI	S	Opponent	Score	RPI	S	Opponent	Score	RPI	S	Opponent	Score	RPI	S	Opponent	Score
5	A	Stanford	46 53	26	A	Southern California	47 61	63	H	Washington St.	74 71	104	N	Liberty	77 72
5	H	Stanford	55 60	28	H	Washington	65 75	66	H	Nebraska	87 80	174	H	Colorado	64 35
7	A	Oregon St.	48 70	47	H	St. Mary's (CA)	63 64	68	H	Utah	79 84	197	H	Cal Poly	82 57
9	A	UCLA	56 75					69	H	UC Riverside	64 58	210	H	Sacramento St.	117 99
9	H	UCLA	108 104					71	A	Oregon	59 69	265	A	Austin Peay	67 58
10	A	Arizona St.	49 57					99	A	Arizona	52 57	281	H	CSUN	106 44
15	A	Louisville	75 71												
19	N	Texas A&M	58 75												
LAST 12 Division I GAMES:															
5	H	Stanford	55 60	71	A	Oregon	59 69								
5	A	Stanford	46 53	7	A	Oregon St.	48 70								
28	H	Washington	65 75	68	H	Utah	79 84								
63	H	Washington St.	74 71	174	H	Colorado	64 35								
26	A	Southern California	47 61	99	A	Arizona	52 57								
9	A	UCLA	56 75	10	A	Arizona St.	49 57								

Non-Div I Games:

California

■ Loss,
 ■ Non-Conf,
 ■ S Site,
 ■ H Home
 ■ A Away
 N Neutral

Average RPI Win:	310	WON-LOST	WINNING	LAST 10	STRENGTH OF	OPP. STRENGTH	TEAM	ADJ.	CONF.	ADJ CONF.
Average RPI Loss:	195	RECORD	PCT. RANK	GAMES	SCHEDULE	OF SCHEDULE	RPI	RPI	RPI	RPI
DIV. I ONLY	8- 12	232	2- 8	313	342	282	282	26	26	
DIV. I NON-CONF.	5- 3	118	1- 0	295	347	192	192	28	28	
TOTALS	RPI 1-25	RPI 26-50	W-L RECORDS	RPI 51-100	RPI 101-150	RPI 150+				
8- 12	0- 0	0- 0	OVERALL	0- 1	0- 3	8- 8				
4- 5	0- 0	0- 0	HOME	0- 0	0- 2	4- 3				
4- 6	0- 0	0- 0	AWAY	0- 1	0- 0	4- 5				
0- 1	0- 0	0- 0	NEUTRAL	0- 0	0- 1	0- 0				
5- 3	0- 0	0- 0	NON-CONFERENCE	0- 1	0- 1	5- 1				
3- 0	0- 0	0- 0	HOME	0- 0	0- 0	3- 0				
2- 2	0- 0	0- 0	AWAY	0- 1	0- 0	2- 1				
0- 1	0- 0	0- 0	NEUTRAL	0- 0	0- 1	0- 0				
3- 9	0- 0	0- 0	CONFERENCE	0- 0	0- 2	3- 7				
1- 5	0- 0	0- 0	HOME	0- 0	0- 2	1- 3				
2- 4	0- 0	0- 0	AWAY	0- 0	0- 0	2- 4				
0- 0	0- 0	0- 0	NEUTRAL	0- 0	0- 0	0- 0				

RPI 1-25			RPI 26-50			RPI 51-100			RPI 101+			Team's RPI: 282
RPI	S	Opponent	Score	RPI	S	Opponent	Score	RPI	S	Opponent	Score	
						96 A VCU	34 57	104 H		Liberty	52 62	
								113 N		Central Ark.	34 57	
								146 H		UNC Asheville	58 72	
								153 A		ETSU	55 70	
								220 H		Presbyterian	45 69	
								222 A		Gardner-Webb	56 68	
								222 H		Gardner-Webb	35 70	
								225 A		Radford	59 62	
								229 H		High Point	55 69	
								275 H		N.C. A&T	56 55	
								291 A		North Florida	66 55	
								294 H		Western Caro.	73 66	
								295 A		Charleston So.	57 65	
								305 A		Coastal Caro.	83 70	
								305 H		Coastal Caro.	73 52	
								313 A		Winthrop	49 50	
								316 A		Longwood	73 56	
								342 H		Mt. St. Mary's	62 53	
								349 A		N.C. Central	57 48	
LAST 12 Division I GAMES:												
222 A		Gardner-Webb	56 68	225 A		Radford	59 62					
305 H		Coastal Caro.	73 52	316 A		Longwood	73 56					
295 A		Charleston So.	57 65	222 H		Gardner-Webb	35 70					
313 A		Winthrop	49 50	146 H		UNC Asheville	58 72					
220 H		Presbyterian	45 69	104 H		Liberty	52 62					
229 H		High Point	55 69	291 A		North Florida	66 55					

Non-Div I Games: UNC Pembroke

62 67

Campbell

Average RPI Win: 257	WON-LOST	WINNING	LAST 10	STRENGTH OF	OPP. STRENGTH	TEAM	ADJ.	CONF.	ADJ CONF.
Average RPI Loss: 143	RECORD	PCT. RANK	GAMES	SCHEDULE	OF SCHEDULE	RPI	RPI	RPI	RPI
DIV. I ONLY	9- 13	221	2- 8	169	251	205	205	23	23
DIV. I NON-CONF.	5- 4	138	0- 1	68	169	97	97	24	24
TOTALS	RPI 1-25	RPI 26-50	W-L RECORDS	RPI 51-100	RPI 101-150	RPI 150+			
9- 13	0- 1	0- 1	OVERALL	0- 0	1- 6	8- 5			
4- 5	0- 0	0- 1	HOME	0- 0	1- 2	3- 2			
5- 8	0- 1	0- 0	AWAY	0- 0	0- 4	5- 3			
0- 0	0- 0	0- 0	NEUTRAL	0- 0	0- 0	0- 0			
5- 4	0- 1	0- 1	NON-CONFERENCE	0- 0	1- 2	4- 0			
3- 1	0- 0	0- 1	HOME	0- 0	1- 0	2- 0			
2- 3	0- 1	0- 0	AWAY	0- 0	0- 2	2- 0			
0- 0	0- 0	0- 0	NEUTRAL	0- 0	0- 0	0- 0			
4- 9	0- 0	0- 0	CONFERENCE	0- 0	0- 4	4- 5			
1- 4	0- 0	0- 0	HOME	0- 0	0- 2	1- 2			
3- 5	0- 0	0- 0	AWAY	0- 0	0- 2	3- 3			
0- 0	0- 0	0- 0	NEUTRAL	0- 0	0- 0	0- 0			

RPI 1-25				RPI 26-50				RPI 51-100				RPI 101+ Team's RPI: 205			
RPI	S	Opponent	Score	RPI	S	Opponent	Score	RPI	S	Opponent	Score	RPI	S	Opponent	Score
8	A	Texas	62 92	32	H	St. Bonaventure	47 59					103	H	Bucknell	61 56
												109	A	Quinnipiac	54 63
												109	H	Quinnipiac	68 80
												119	A	Iona	56 79
												119	H	Iona	76 79
												124	A	Youngstown St.	51 53
												132	A	Buffalo	40 54
												187	A	Northeastern	68 57
												215	A	Siena	57 61
												215	H	Siena	52 58
												223	A	Fairfield	48 52
												223	H	Fairfield	50 51
												224	H	Binghamton	80 50
												236	A	Manhattan	55 77
												272	A	Lamar	57 55
												286	H	Saint Francis (PA)	77 52
												289	A	Niagara	68 66
												297	A	Rider	73 64
												329	A	Saint Peter's	60 53
												329	H	Saint Peter's	54 42
LAST 12 Division I GAMES:															
236	A	Manhattan	55 77	329	H	Saint Peter's	54 42								
119	H	Iona	76 79	119	A	Iona	56 79								
289	A	Niagara	68 66	109	A	Quinnipiac	54 63								
223	A	Fairfield	48 52	215	H	Siena	52 58								
215	A	Siena	57 61	223	H	Fairfield	50 51								
109	H	Quinnipiac	68 80	32	H	St. Bonaventure	47 59								

Non-Div I Games:

Canisius

Central Ark.

Through Games Of Feb. 6, 2016

Average RPI Win:	282	WON-LOST	WINNING	LAST 10	STRENGTH OF	OPP. STRENGTH	TEAM	ADJ.	CONF.	ADJ CONF.
Average RPI Loss:	38	RECORD	PCT. RANK	GAMES	SCHEDULE	OF SCHEDULE	RPI	RPI	RPI	RPI
DIV. I ONLY	15- 2	11	9- 1	331	294	113	113	27	27	
DIV. I NON-CONF.	6- 1	27	1- 0	313	312	112	112	26	26	
TOTALS	RPI 1-25	RPI 26-50	W-L RECORDS	RPI 51-100	RPI 101-150	RPI 150+				
15- 2	0- 1	0- 0	OVERALL	0- 1	0- 0	15- 0				
6- 1	0- 0	0- 0	HOME	0- 1	0- 0	6- 0				
7- 1	0- 0	0- 0	AWAY	0- 0	0- 0	7- 0				
2- 0	0- 0	0- 0	NEUTRAL	0- 0	0- 0	2- 0				
6- 1	0- 1	0- 0	NON-CONFERENCE	0- 0	0- 0	6- 0				
2- 0	0- 0	0- 0	HOME	0- 0	0- 0	2- 0				
2- 1	0- 1	0- 0	AWAY	0- 0	0- 0	2- 0				
2- 0	0- 0	0- 0	NEUTRAL	0- 0	0- 0	2- 0				
9- 1	0- 0	0- 0	CONFERENCE	0- 1	0- 0	9- 0				
4- 1	0- 0	0- 0	HOME	0- 1	0- 0	4- 0				
5- 0	0- 0	0- 0	AWAY	0- 0	0- 0	5- 0				
0- 0	0- 0	0- 0	NEUTRAL	0- 0	0- 0	0- 0				

RPI 1-25				RPI 26-50				RPI 51-100				RPI 101+ Team's RPI: 113			
RPI	S	Opponent	Score	RPI	S	Opponent	Score	RPI	S	Opponent	Score	RPI	S	Opponent	Score
13	A	Tennessee	47 102					62	H	Abilene Christian	49 61	173	A	Northwestern St.	74 49
												200	A	Southeast Mo. St.	63 54
												233	A	Stephen F. Austin	55 53
												242	H	Houston Baptist	45 44
												272	H	Lamar	74 49
												282	N	Campbell	57 34
												290	A	Murray St.	61 51
												290	H	Murray St.	50 40
												299	N	South Carolina St.	51 38
												308	H	Southeastern La.	80 58
												312	A	Nicholls St.	71 65
												326	A	A&M-Corpus Christi	66 55
												332	H	Alcorn	58 35
												336	A	New Orleans	59 44
												336	H	New Orleans	67 55
LAST 12 Division I GAMES:															
336	H	New Orleans	67 55	272	H	Lamar	74 49								
308	H	Southeastern La.	80 58	233	A	Stephen F. Austin	55 53								
173	A	Northwestern St.	74 49	326	A	A&M-Corpus Christi	66 55								
312	A	Nicholls St.	71 65	62	H	Abilene Christian	49 61								
336	A	New Orleans	59 44	299	N	South Carolina St.	51 38								
242	H	Houston Baptist	45 44	282	N	Campbell	57 34								

Non-Div I Games: Central Baptist 70 37 Hendrix 72 43 Crowley's Ridge 93 38 Jarvis Christian 77 23
Central Ark.

Loss, Non-Conf, S Site, H Home A Away N Neutral

Average RPI Win:	287	WON-LOST	WINNING	LAST 10	STRENGTH OF	OPP. STRENGTH	TEAM	ADJ.	CONF.	ADJ CONF.
Average RPI Loss:	196	RECORD	PCT. RANK	GAMES	SCHEDULE	OF SCHEDULE	RPI	RPI	RPI	RPI
DIV. I ONLY	9- 13	221	6- 4	311	313	276	276	31	31	
DIV. I NON-CONF.	3- 8	258	1- 0	260	162	292	292	32	32	
TOTALS	RPI 1-25	RPI 26-50	W-L RECORDS	RPI 51-100	RPI 101-150	RPI 150+				
9- 13	0- 1	0- 0	OVERALL	0- 2	0- 1	9- 9				
6- 4	0- 0	0- 0	HOME	0- 0	0- 0	6- 4				
3- 9	0- 1	0- 0	AWAY	0- 2	0- 1	3- 5				
0- 0	0- 0	0- 0	NEUTRAL	0- 0	0- 0	0- 0				
3- 8	0- 1	0- 0	NON-CONFERENCE	0- 2	0- 1	3- 4				
3- 1	0- 0	0- 0	HOME	0- 0	0- 0	3- 1				
0- 7	0- 1	0- 0	AWAY	0- 2	0- 1	0- 3				
0- 0	0- 0	0- 0	NEUTRAL	0- 0	0- 0	0- 0				
6- 5	0- 0	0- 0	CONFERENCE	0- 0	0- 0	6- 5				
3- 3	0- 0	0- 0	HOME	0- 0	0- 0	3- 3				
3- 2	0- 0	0- 0	AWAY	0- 0	0- 0	3- 2				
0- 0	0- 0	0- 0	NEUTRAL	0- 0	0- 0	0- 0				

RPI 1-25				RPI 26-50				RPI 51-100				RPI 101+ Team's RPI: 276			
RPI	S	Opponent	Score	RPI	S	Opponent	Score	RPI	S	Opponent	Score	RPI	S	Opponent	Score
11	A	Maryland	43 86					70	A	Army West Point	52 81	137	A	Penn St.	47 73
								86	A	Maine	42 62	151	A	Fordham	48 63
												196	H	Robert Morris	48 39
												203	A	Bryant	56 70
												203	H	Bryant	53 65
												211	A	Hartford	41 49
												237	H	Massachusetts	78 68
												263	H	Sacred Heart	57 61
												266	H	Dartmouth	59 55
												268	H	New Hampshire	50 64
												274	A	Vermont	63 79
												286	A	Saint Francis (PA)	79 59
												286	H	Saint Francis (PA)	66 51
												307	A	Fairleigh Dickinson	78 75
												321	H	UMass Lowell	64 53
												327	H	LIU Brooklyn	45 59
												338	A	Wagner	62 52
												342	A	Mt. St. Mary's	48 54
												344	H	St. Francis Brooklyn	65 61
LAST 12 Division I GAMES:															
286	A	Saint Francis (PA)	79 59	338	A	Wagner	62 52								
203	H	Bryant	53 65	307	A	Fairleigh Dickinson	78 75								
344	H	St. Francis Brooklyn	65 61	342	A	Mt. St. Mary's	48 54								
196	H	Robert Morris	48 39	327	H	LIU Brooklyn	45 59								
286	H	Saint Francis (PA)	66 51	203	A	Bryant	56 70								
263	H	Sacred Heart	57 61	266	H	Dartmouth	59 55								

Non-Div I Games:

Central Conn. St.

■ Loss,
 ■ Non-Conf,
 ■ S Site,
 ■ Home
 ■ A Away
 N Neutral

Average RPI Win:	193	WON-LOST	WINNING	LAST 10	STRENGTH OF	OPP. STRENGTH	TEAM	ADJ.	CONF.	ADJ CONF.
Average RPI Loss:	111	RECORD	PCT. RANK	GAMES	SCHEDULE	OF SCHEDULE	RPI	RPI	RPI	RPI
DIV. I ONLY	15- 7	81	8- 2	136	134	84	84	11	11	
DIV. I NON-CONF.	6- 5	146	0- 1	139	109	133	133	13	13	
TOTALS	RPI 1-25	RPI 26-50	W-L RECORDS	RPI 51-100	RPI 101-150	RPI 150+				
15- 7	0- 0	0- 2	OVERALL	1- 1	5- 2	9- 2				
9- 2	0- 0	0- 1	HOME	1- 0	2- 1	6- 0				
5- 5	0- 0	0- 1	AWAY	0- 1	3- 1	2- 2				
1- 0	0- 0	0- 0	NEUTRAL	0- 0	0- 0	1- 0				
6- 5	0- 0	0- 1	NON-CONFERENCE	1- 1	1- 1	4- 2				
3- 2	0- 0	0- 1	HOME	1- 0	0- 1	2- 0				
2- 3	0- 0	0- 0	AWAY	0- 1	1- 0	1- 2				
1- 0	0- 0	0- 0	NEUTRAL	0- 0	0- 0	1- 0				
9- 2	0- 0	0- 1	CONFERENCE	0- 0	4- 1	5- 0				
6- 0	0- 0	0- 0	HOME	0- 0	2- 0	4- 0				
3- 2	0- 0	0- 1	AWAY	0- 0	2- 1	1- 0				
0- 0	0- 0	0- 0	NEUTRAL	0- 0	0- 0	0- 0				

RPI 1-25				RPI 26-50				RPI 51-100				Team's RPI: 84		RPI 101+			
RPI	S	Opponent	Score	RPI	S	Opponent	Score	RPI	S	Opponent	Score			RPI	S	Opponent	Score
				27	H	Duquesne	49 68	80	H	Middle Tenn.	81 59			105	A	Akron	97 77
				35	A	Ohio	84 86	87	A	Saint Joseph's	66 76			105	H	Akron	81 60
														110	A	Eastern Mich.	66 65
														122	H	Memphis	61 64
														125	H	Western Mich.	53 51
														132	A	Buffalo	61 67
														142	A	Loyola Chicago	68 59
														152	A	Illinois	69 74
														155	H	SIUE	78 65
														207	A	Oakland	110 87
														219	A	Ill.-Chicago	63 66
														231	H	Bowling Green	76 75
														249	H	Indiana St.	85 65
														251	A	Miami (OH)	72 58
														251	H	Miami (OH)	77 54
														256	H	Northern Ill.	95 63
														297	N	Rider	76 58
														331	H	Kent St.	81 61
LAST 12 Division I GAMES:																	
				231	H	Bowling Green	76 75	35	A	Ohio	84 86						
				110	A	Eastern Mich.	66 65	256	H	Northern Ill.	95 63						
				251	H	Miami (OH)	77 54	105	A	Akron	97 77						
				125	H	Western Mich.	53 51	132	A	Buffalo	61 67						
				105	H	Akron	81 60	331	H	Kent St.	81 61						
				251	A	Miami (OH)	72 58	87	A	Saint Joseph's	66 76						

Non-Div I Games:

Central Mich.

■ Loss,
■ Non-Conf,
■ S Site,
■ H Home
■ A Away
N Neutral

Average RPI Win:	296	WON-LOST	WINNING	LAST 10	STRENGTH OF	OPP. STRENGTH	TEAM	ADJ.	CONF.	ADJ CONF.
Average RPI Loss:	192	RECORD	PCT. RANK	GAMES	SCHEDULE	OF SCHEDULE	RPI	RPI	RPI	RPI
DIV. I ONLY	8- 11	214	4- 6	343	223	295	295	26	26	
DIV. I NON-CONF.	2- 4	234	1- 0	349	66	341	341	28	28	
TOTALS	RPI 1-25	RPI 26-50	W-L RECORDS	RPI 51-100	RPI 101-150	RPI 150+				
8- 11	0- 0	0- 0	OVERALL	0- 1	0- 3	8- 7				
5- 4	0- 0	0- 0	HOME	0- 0	0- 2	5- 2				
3- 7	0- 0	0- 0	AWAY	0- 1	0- 1	3- 5				
0- 0	0- 0	0- 0	NEUTRAL	0- 0	0- 0	0- 0				
2- 4	0- 0	0- 0	NON-CONFERENCE	0- 1	0- 0	2- 3				
2- 0	0- 0	0- 0	HOME	0- 0	0- 0	2- 0				
0- 4	0- 0	0- 0	AWAY	0- 1	0- 0	0- 3				
0- 0	0- 0	0- 0	NEUTRAL	0- 0	0- 0	0- 0				
6- 7	0- 0	0- 0	CONFERENCE	0- 0	0- 3	6- 4				
3- 4	0- 0	0- 0	HOME	0- 0	0- 2	3- 2				
3- 3	0- 0	0- 0	AWAY	0- 0	0- 1	3- 2				
0- 0	0- 0	0- 0	NEUTRAL	0- 0	0- 0	0- 0				

RPI 1-25				RPI 26-50				RPI 51-100				RPI 101+				Team's RPI: 295	
RPI	S	Opponent	Score	RPI	S	Opponent	Score	RPI	S	Opponent	Score	RPI	S	Opponent	Score		
								85	A	Virginia	65	85	104	A	Liberty	40	51
												104	H	Liberty	49	59	
												146	H	UNC Asheville	50	58	
												184	A	Col. of Charleston	66	81	
												220	H	Presbyterian	49	63	
												222	A	Gardner-Webb	55	63	
												225	A	Radford	40	55	
												229	A	High Point	64	62	
												244	A	Clemson	36	43	
												271	A	Ga. Southern	51	64	
												282	H	Campbell	65	57	
												294	H	Western Caro.	80	59	
												303	H	Wofford	74	64	
												305	H	Coastal Caro.	62	73	
												313	A	Winthrop	58	50	
												313	H	Winthrop	54	51	
												316	A	Longwood	63	54	
												316	H	Longwood	66	58	
LAST 12 Division I GAMES:																	
				316	H	Longwood	66	58		222	A	Gardner-Webb	55	63			
				104	H	Liberty	49	59		146	H	UNC Asheville	50	58			
				313	A	Winthrop	58	50		229	A	High Point	64	62			
				282	H	Campbell	65	57		220	H	Presbyterian	49	63			
				225	A	Radford	40	55		316	A	Longwood	63	54			
				305	H	Coastal Caro.	62	73		294	H	Western Caro.	80	59			

Non-Div I Games: Paine 69 62 Columbia Int'l 67 35 Warner 73 53

Charleston So.

Average RPI Win:	189	WON-LOST	WINNING	LAST 10	STRENGTH OF	OPP. STRENGTH	TEAM	ADJ.	CONF.	ADJ CONF.
Average RPI Loss:	89	RECORD	PCT. RANK	GAMES	SCHEDULE	OF SCHEDULE	RPI	RPI	RPI	RPI
DIV. I ONLY	12- 9	129	5- 5	68	150	93	93	12	12	
DIV. I NON-CONF.	7- 4	110	1- 1	40	182	60	60	10	10	
TOTALS	RPI 1-25	RPI 26-50	W-L RECORDS	RPI 51-100	RPI 101-150	RPI 150+				
12- 9	0- 0	0- 3	OVERALL	1- 3	3- 0	8- 3				
8- 2	0- 0	0- 1	HOME	1- 0	1- 0	6- 1				
3- 7	0- 0	0- 2	AWAY	0- 3	1- 0	2- 2				
1- 0	0- 0	0- 0	NEUTRAL	0- 0	1- 0	0- 0				
7- 4	0- 0	0- 3	NON-CONFERENCE	1- 1	1- 0	5- 0				
4- 1	0- 0	0- 1	HOME	1- 0	0- 0	3- 0				
2- 3	0- 0	0- 2	AWAY	0- 1	0- 0	2- 0				
1- 0	0- 0	0- 0	NEUTRAL	0- 0	1- 0	0- 0				
5- 5	0- 0	0- 0	CONFERENCE	0- 2	2- 0	3- 3				
4- 1	0- 0	0- 0	HOME	0- 0	1- 0	3- 1				
1- 4	0- 0	0- 0	AWAY	0- 2	1- 0	0- 2				
0- 0	0- 0	0- 0	NEUTRAL	0- 0	0- 0	0- 0				

RPI 1-25				RPI 26-50				RPI 51-100				Team's RPI: 93				RPI 101+			
RPI	S	Opponent	Score	RPI	S	Opponent	Score	RPI	S	Opponent	Score	RPI	S	Opponent	Score	RPI	S	Opponent	Score
				33	A	Missouri	71 88	54	H	Ball St.	72 66	130	N	Mercer	72 62				
				34	A	North Carolina St.	65 72	56	A	Western Ky.	66 77	139	A	Marshall	64 61				
				42	H	Miami (FL)	70 77	78	A	Elon	83 90	141	H	Southern Miss.	80 59				
								80	A	Middle Tenn.	67 72	156	A	Old Dominion	85 94				
												156	H	Old Dominion	59 71				
												163	A	UAB	57 75				
												164	H	Fla. Atlantic	85 79				
												168	A	Davidson	99 88				
												169	H	Louisiana Tech	63 58				
												184	H	Col. of Charleston	89 61				
												196	H	Robert Morris	94 73				
												264	A	Georgia St.	83 71				
												310	H	FIU	87 74				
												349	H	N.C. Central	67 52				
LAST 12 Division I GAMES:																			
				156	A	Old Dominion	85 94	80	A	Middle Tenn.	67 72								
				164	H	Fla. Atlantic	85 79	169	H	Louisiana Tech	63 58								
				310	H	FIU	87 74	141	H	Southern Miss.	80 59								
				56	A	Western Ky.	66 77	156	H	Old Dominion	59 71								
				139	A	Marshall	64 61	33	A	Missouri	71 88								
				163	A	UAB	57 75	168	A	Davidson	99 88								

Non-Div I Games:

Charlotte

Loss, Non-Conf, S Site, H Home A Away N Neutral

Chattanooga

Through Games Of Feb. 6, 2016

Average RPI Win:	192	WON-LOST	WINNING	LAST 10	STRENGTH OF	OPP. STRENGTH	TEAM	ADJ.	CONF.	ADJ CONF.
Average RPI Loss:	52	RECORD	PCT. RANK	GAMES	SCHEDULE	OF SCHEDULE	RPI	RPI	RPI	RPI
DIV. I ONLY	16- 7	75	4- 1	88	104	58	58	17	17	
DIV. I NON-CONF.	9- 5	109	1- 0	19	29	41	41	16	16	
TOTALS	RPI 1-25	RPI 26-50	W-L RECORDS	RPI 51-100	RPI 101-150	RPI 150+				
16- 7	0- 3	0- 2	OVERALL	2- 0	3- 2	11- 0				
11- 1	0- 1	0- 0	HOME	2- 0	3- 0	6- 0				
4- 6	0- 2	0- 2	AWAY	0- 0	0- 2	4- 0				
1- 0	0- 0	0- 0	NEUTRAL	0- 0	0- 0	1- 0				
9- 5	0- 3	0- 2	NON-CONFERENCE	2- 0	3- 0	4- 0				
7- 1	0- 1	0- 0	HOME	2- 0	3- 0	2- 0				
1- 4	0- 2	0- 2	AWAY	0- 0	0- 0	1- 0				
1- 0	0- 0	0- 0	NEUTRAL	0- 0	0- 0	1- 0				
7- 2	0- 0	0- 0	CONFERENCE	0- 0	0- 2	7- 0				
4- 0	0- 0	0- 0	HOME	0- 0	0- 0	4- 0				
3- 2	0- 0	0- 0	AWAY	0- 0	0- 2	3- 0				
0- 0	0- 0	0- 0	NEUTRAL	0- 0	0- 0	0- 0				

RPI S	Opponent	Score	RPI S	Opponent	Score	RPI S	Opponent	Score	Team's RPI: 58	RPI S	Opponent	Score
3	H UConn	31 79	45	A South Fla.	33 61	53	H Arkansas St.	55 54		112	H Belmont	62 53
5	A Stanford	30 73	46	A Indiana	43 54	89	H UT Martin	61 46		123	A Samford	43 48
13	A Tennessee	57 59								130	A Mercer	44 67
										140	H Harvard	62 58
										141	H Southern Miss.	53 48
										153	A ETSU	65 57
										165	N East Carolina	72 61
										172	H McNeese St.	68 53
										184	H Butler	60 49
										216	A Furman	56 50
										216	H Furman	61 46
										253	A UNCW	61 33
										285	H UNCG	72 61
										294	H Western Caro.	77 59
										303	A Wofford	53 40
										303	H Wofford	65 48
LAST 12 Division I GAMES:												
141	H Southern Miss.	53 48	285	H UNCG	72 61							
303	H Wofford	65 48	294	H Western Caro.	77 59							
216	H Furman	61 46	216	A Furman	56 50							
153	A ETSU	65 57	303	A Wofford	53 40							
123	A Samford	43 48	140	H Harvard	62 58							
130	A Mercer	44 67	5	A Stanford	30 73							

Non-Div I Games:

Chattanooga

■ Loss,
 ■ Non-Conf, S Site,
 ■ Home
 ■ Away
 N Neutral

Average RPI Win:	295	WON-LOST	WINNING	LAST 10	STRENGTH OF	OPP. STRENGTH	TEAM	ADJ.	CONF.	ADJ CONF.
Average RPI Loss:	204	RECORD	PCT. RANK	GAMES	SCHEDULE	OF SCHEDULE	RPI	RPI	RPI	RPI
DIV. I ONLY	4- 19	322	2- 8	319	264	339	339	25	25	
DIV. I NON-CONF.	2- 12	311	0- 3	292	288	340	340	25	25	
TOTALS	RPI 1-25	RPI 26-50	W-L RECORDS	RPI 51-100	RPI 101-150	RPI 150+				
4- 19	0- 1	0- 0	OVERALL	0- 2	0- 1	4- 15				
3- 9	0- 0	0- 0	HOME	0- 2	0- 0	3- 7				
1- 10	0- 1	0- 0	AWAY	0- 0	0- 1	1- 8				
0- 0	0- 0	0- 0	NEUTRAL	0- 0	0- 0	0- 0				
2- 12	0- 1	0- 0	NON-CONFERENCE	0- 1	0- 1	2- 9				
1- 6	0- 0	0- 0	HOME	0- 1	0- 0	1- 5				
1- 6	0- 1	0- 0	AWAY	0- 0	0- 1	1- 4				
0- 0	0- 0	0- 0	NEUTRAL	0- 0	0- 0	0- 0				
2- 7	0- 0	0- 0	CONFERENCE	0- 1	0- 0	2- 6				
2- 3	0- 0	0- 0	HOME	0- 1	0- 0	2- 2				
0- 4	0- 0	0- 0	AWAY	0- 0	0- 0	0- 4				
0- 0	0- 0	0- 0	NEUTRAL	0- 0	0- 0	0- 0				

RPI S	Opponent	Score	RPI S	Opponent	Score	RPI S	Opponent	Score	RPI S	Opponent	Score	Team's RPI: 339
23	A DePaul	42 88				52	H Kansas St.	54 63	125	A Western Mich.	56 65	
						100	H New Mexico St.	60 70	152	A Illinois	36 67	
									176	H Milwaukee	48 55	
									186	H UTRGV	56 64	
									207	H Oakland	51 74	
									214	A Utah Valley	46 74	
									219	H Ill.-Chicago	47 51	
									226	A Western Ill.	50 88	
									232	A Grand Canyon	36 74	
									247	A CSU Bakersfield	43 76	
									247	H CSU Bakersfield	61 74	
									248	A Seattle	45 59	
									248	H Seattle	57 49	
									256	H Northern Ill.	50 68	
									296	H Morehead St.	75 71	
									309	H UMKC	77 72	
									314	H Bradley	60 66	
									317	A Illinois St.	53 57	
									325	A Jackson St.	76 59	
									333	A IPFW	51 62	
LAST 12 Division I GAMES:												
247	H	CSU Bakersfield	61	74	186	H	UTRGV	56	64			
248	H	Seattle	57	49	248	A	Seattle	45	59			
309	H	UMKC	77	72	247	A	CSU Bakersfield	43	76			
214	A	Utah Valley	46	74	176	H	Milwaukee	48	55			
232	A	Grand Canyon	36	74	256	H	Northern Ill.	50	68			
100	H	New Mexico St.	60	70	317	A	Illinois St.	53	57			

Non-Div I Games:

Chicago St.

■ Loss,
■ Non-Conf,
■ S Site,
■ H Home
■ A Away
N Neutral

Overall				Through Games of Feb. 6, 1918						
Average RPI Win:	241	WON-LOST	WINNING	LAST 10	STRENGTH OF	OPP. STRENGTH	TEAM	ADJ.	CONF.	ADJ CONF.
Average RPI Loss:	92	RECORD	PCT. RANK	GAMES	SCHEDULE	OF SCHEDULE	RPI	RPI	RPI	RPI
DIV. I ONLY	7- 15	265	3- 7	98	75	212	212	8	8	
DIV. I NON-CONF.	4- 7	222	0- 1	30	86	173	173	7	7	
TOTALS	RPI 1-25	RPI 26-50	W-L RECORDS	RPI 51-100	RPI 101-150	RPI 150+				
7- 15	0- 5	0- 1	OVERALL	0- 2	1- 3	6- 4				
5- 6	0- 2	0- 0	HOME	0- 1	1- 1	4- 2				
2- 7	0- 1	0- 1	AWAY	0- 1	0- 2	2- 2				
0- 2	0- 2	0- 0	NEUTRAL	0- 0	0- 0	0- 0				
4- 7	0- 4	0- 0	NON-CONFERENCE	0- 1	1- 1	3- 1				
4- 2	0- 1	0- 0	HOME	0- 1	1- 0	3- 0				
0- 3	0- 1	0- 0	AWAY	0- 0	0- 1	0- 1				
0- 2	0- 2	0- 0	NEUTRAL	0- 0	0- 0	0- 0				
3- 8	0- 1	0- 1	CONFERENCE	0- 1	0- 2	3- 3				
1- 4	0- 1	0- 0	HOME	0- 0	0- 1	1- 2				
2- 4	0- 0	0- 1	AWAY	0- 1	0- 1	2- 1				
0- 0	0- 0	0- 0	NEUTRAL	0- 0	0- 0	0- 0				

RPI	S	Opponent	Score	RPI	S	Opponent	Score	RPI	S	Opponent	Score	RPI	S	Opponent	Score	Team's RPI: 212
3	H	UConn	45 107	45	A	South Fla.	49 82	59	A	Temple	51 74	122	A	Memphis	51 54	
4	N	Baylor	34 72					89	H	UT Martin	57 63	122	H	Memphis	47 64	
6	H	Ohio St.	76 105									145	A	Xavier	56 65	
18	N	Michigan St.	63 103									149	H	Northern Ky.	71 68	
24	A	Georgia	42 60									160	H	SMU	55 73	
												162	A	Detroit	68 77	
												165	A	East Carolina	60 63	
												180	A	Tulsa	55 53	
												231	H	Bowling Green	54 51	
												243	H	Houston	56 50	
												261	A	UCF	68 50	
												261	H	UCF	60 80	
												286	H	Saint Francis (PA)	93 86	
												337	H	Eastern Ill.	70 57	
LAST 12 Division I GAMES:																
122	A	Memphis	51 54	180	A	Tulsa	55 53	59	A	Temple	51 74	122	H	Memphis	47 64	
45	A	South Fla.	49 82					261	A	UCF	68 50	3	H	UConn	45 107	
243	H	Houston	56 50					24	A	Georgia	42 60					
160	H	SMU	55 73													
165	A	East Carolina	60 63													
261	H	UCF	60 80													

Non-Div I Games:

Cincinnati

■ Loss,
■ Non-Conf, S Site,
■ Home
■ Away
N Neutral

Average RPI Win:	255	WON-LOST	WINNING	LAST 10	STRENGTH OF	OPP. STRENGTH	TEAM	ADJ.	CONF.	ADJ CONF.
Average RPI Loss:	114	RECORD	PCT. RANK	GAMES	SCHEDULE	OF SCHEDULE	RPI	RPI	RPI	RPI
DIV. I ONLY	4- 18	315	0- 10	53	140	244	244	5	5	
DIV. I NON-CONF.	4- 9	245	1- 2	140	336	257	257	5	5	
TOTALS	RPI 1-25	RPI 26-50	W-L RECORDS	RPI 51-100	RPI 101-150	RPI 150+				
4- 18	0- 3	0- 3	OVERALL	0- 3	1- 4	3- 5				
3- 9	0- 2	0- 2	HOME	0- 1	1- 1	2- 3				
1- 7	0- 1	0- 1	AWAY	0- 2	0- 2	1- 1				
0- 2	0- 0	0- 0	NEUTRAL	0- 0	0- 1	0- 1				
4- 9	0- 1	0- 0	NON-CONFERENCE	0- 2	1- 1	3- 5				
3- 4	0- 1	0- 0	HOME	0- 0	1- 0	2- 3				
1- 3	0- 0	0- 0	AWAY	0- 2	0- 0	1- 1				
0- 2	0- 0	0- 0	NEUTRAL	0- 0	0- 1	0- 1				
0- 9	0- 2	0- 3	CONFERENCE	0- 1	0- 3	0- 0				
0- 5	0- 1	0- 2	HOME	0- 1	0- 1	0- 0				
0- 4	0- 1	0- 1	AWAY	0- 0	0- 2	0- 0				
0- 0	0- 0	0- 0	NEUTRAL	0- 0	0- 0	0- 0				

RPI 1-25				RPI 26-50				RPI 51-100				RPI 101+ Team's RPI: 244			
RPI	S	Opponent	Score	RPI	S	Opponent	Score	RPI	S	Opponent	Score	RPI	S	Opponent	Score
2	H	South Carolina	41 67	30	A	Syracuse	62 83	71	A	Oregon	56 69	101	A	Virginia Tech	49 79
12	H	Florida St.	40 85	39	H	Duke	43 72	76	H	Georgia Tech	63 76	115	A	North Carolina	56 72
15	A	Louisville	33 75	42	H	Miami (FL)	49 83	86	A	Maine	42 75	132	N	Buffalo	51 61
												146	H	UNC Asheville	67 49
												148	H	Pittsburgh	56 59
												182	H	William & Mary	41 58
												184	N	Butler	50 54
												216	A	Furman	49 70
												280	A	Tennessee Tech	71 53
												295	H	Charleston So.	43 36
												299	H	South Carolina St.	63 54
												302	H	Florida A&M	68 77
												305	H	Coastal Caro.	47 63
LAST 12 Division I GAMES:															
30	A	Syracuse	62 83	12	H	Florida St.	40 85								
148	H	Pittsburgh	56 59	42	H	Miami (FL)	49 83								
15	A	Louisville	33 75	115	A	North Carolina	56 72								
76	H	Georgia Tech	63 76	302	H	Florida A&M	68 77								
39	H	Duke	43 72	146	H	UNC Asheville	67 49								
101	A	Virginia Tech	49 79	86	A	Maine	42 75								

Non-Div I Games:

Clemson

■ Loss,
■ Non-Conf, S Site,
■ Home
■ Away
N Neutral

Average RPI Win:	241	WON-LOST	WINNING	LAST 10	STRENGTH OF	OPP. STRENGTH	TEAM	ADJ.	CONF.	ADJ CONF.
Average RPI Loss:	169	RECORD	PCT. RANK	GAMES	SCHEDULE	OF SCHEDULE	RPI	RPI	RPI	RPI
DIV. I ONLY	5- 16	292	1- 2	216	208	301	301	14	14	
DIV. I NON-CONF.	3- 7	248	0- 1	319	287	320	320	15	15	
TOTALS	RPI 1-25	RPI 26-50	W-L RECORDS	RPI 51-100	RPI 101-150	RPI 150+				
5- 16	0- 1	0- 0	OVERALL	0- 1	1- 5	4- 9				
4- 7	0- 1	0- 0	HOME	0- 0	1- 3	3- 3				
1- 7	0- 0	0- 0	AWAY	0- 0	0- 2	1- 5				
0- 2	0- 0	0- 0	NEUTRAL	0- 1	0- 0	0- 1				
3- 7	0- 0	0- 0	NON-CONFERENCE	0- 1	0- 3	3- 3				
2- 2	0- 0	0- 0	HOME	0- 0	0- 1	2- 1				
1- 3	0- 0	0- 0	AWAY	0- 0	0- 2	1- 1				
0- 2	0- 0	0- 0	NEUTRAL	0- 1	0- 0	0- 1				
2- 9	0- 1	0- 0	CONFERENCE	0- 0	1- 2	1- 6				
2- 5	0- 1	0- 0	HOME	0- 0	1- 2	1- 2				
0- 4	0- 0	0- 0	AWAY	0- 0	0- 0	0- 4				
0- 0	0- 0	0- 0	NEUTRAL	0- 0	0- 0	0- 0				

RPI	S	Opponent	Score	RPI	S	Opponent	Score	RPI	S	Opponent	Score	RPI	S	Opponent	Score	Team's RPI: 301
22	H	Green Bay	45 66					83	N	Saint Louis	65 76	102	H	Wright St.	65 93	
												103	H	Bucknell	57 59	
												108	A	Toledo	53 66	
												112	A	Belmont	58 76	
												124	H	Youngstown St.	75 68	
												149	H	Northern Ky.	51 83	
												162	A	Detroit	68 82	
												162	H	Detroit	60 66	
												176	H	Milwaukee	46 62	
												207	A	Oakland	69 79	
												207	H	Oakland	88 75	
												209	A	Valparaiso	59 66	
												219	A	Ill.-Chicago	62 80	
												231	H	Bowling Green	69 48	
												285	N	UNCG	51 55	
												289	A	Niagara	72 73	
												310	H	FIU	64 57	
												318	H	Evansville	63 72	
												331	A	Kent St.	60 49	
LAST 12 Division I GAMES:																
285	N	UNCG	51 55	209	A	Valparaiso	59 66									
207	H	Oakland	88 75	124	H	Youngstown St.	75 68									
162	H	Detroit	60 66	176	H	Milwaukee	46 62									
102	H	Wright St.	65 93	22	H	Green Bay	45 66									
149	H	Northern Ky.	51 83	162	A	Detroit	68 82									
219	A	Ill.-Chicago	62 80	207	A	Oakland	69 79									

Non-Div I Games:

Cleveland St.

■ Loss,
 ■ Non-Conf,
 ■ S Site,
 ■ H Home
 ■ A Away
 N Neutral

Average RPI Win:	266	WON-LOST	WINNING	LAST 10	STRENGTH OF	OPP. STRENGTH	TEAM	ADJ.	CONF.	ADJ CONF.
Average RPI Loss:	210	RECORD	PCT. RANK	GAMES	SCHEDULE	OF SCHEDULE	RPI	RPI	RPI	RPI
DIV. I ONLY	4- 14	302	2- 8	251	336	305	305	26	26	
DIV. I NON-CONF.	2- 4	234	1- 1	300	253	286	286	28	28	
TOTALS	RPI 1-25	RPI 26-50	W-L RECORDS	RPI 51-100	RPI 101-150	RPI 150+				
4- 14	0- 0	0- 0	OVERALL	0- 1	0- 4	4- 9				
1- 5	0- 0	0- 0	HOME	0- 0	0- 2	1- 3				
3- 6	0- 0	0- 0	AWAY	0- 0	0- 1	3- 5				
0- 3	0- 0	0- 0	NEUTRAL	0- 1	0- 1	0- 1				
2- 4	0- 0	0- 0	NON-CONFERENCE	0- 1	0- 1	2- 2				
1- 0	0- 0	0- 0	HOME	0- 0	0- 0	1- 0				
1- 1	0- 0	0- 0	AWAY	0- 0	0- 0	1- 1				
0- 3	0- 0	0- 0	NEUTRAL	0- 1	0- 1	0- 1				
2- 10	0- 0	0- 0	CONFERENCE	0- 0	0- 3	2- 7				
0- 5	0- 0	0- 0	HOME	0- 0	0- 2	0- 3				
2- 5	0- 0	0- 0	AWAY	0- 0	0- 1	2- 4				
0- 0	0- 0	0- 0	NEUTRAL	0- 0	0- 0	0- 0				

RPI 1-25			RPI 26-50			RPI 51-100			RPI 101+			Team's RPI: 305
RPI	S	Opponent	Score	RPI	S	Opponent	Score	RPI	S	Opponent	Score	
						77 N Hofstra	40 82	104 H		Liberty	63 65	
								133 N		Wake Forest	52 81	
								146 A		UNC Asheville	69 77	
								146 H		UNC Asheville	52 63	
								220 A		Presbyterian	42 66	
								222 A		Gardner-Webb	59 56	
								225 A		Radford	45 61	
								225 H		Radford	36 49	
								229 A		High Point	52 53	
								244 A		Clemson	63 47	
								263 N		Sacred Heart	62 71	
								282 A		Campbell	52 73	
								282 H		Campbell	70 83	
								286 A		Saint Francis (PA)	74 106	
								295 A		Charleston So.	73 62	
								303 H		Wofford	83 69	
								316 H		Longwood	48 56	
LAST 12 Division I GAMES:												
146 A		UNC Asheville	69 77	229 A		High Point	52 53					
225 H		Radford	36 49	316 H		Longwood	48 56					
282 A		Campbell	52 73	222 A		Gardner-Webb	59 56					
220 A		Presbyterian	42 66	225 A		Radford	45 61					
104 H		Liberty	63 65	303 H		Wofford	83 69					
295 A		Charleston So.	73 62	133 N		Wake Forest	52 81					

Non-Div I Games: Allen 86 45 Warren Wilson 100 49 Mid-Atlantic Christ105 15

Coastal Caro.

Average RPI Win:	251	WON-LOST	WINNING	LAST 10	STRENGTH OF	OPP. STRENGTH	TEAM	ADJ.	CONF.	ADJ CONF.
Average RPI Loss:	98	RECORD	PCT. RANK	GAMES	SCHEDULE	OF SCHEDULE	RPI	RPI	RPI	RPI
DIV. I ONLY	8- 12	232	3- 7	102	183	184	184	13	13	
DIV. I NON-CONF.	5- 6	180	1- 2	96	243	162	162	12	12	
TOTALS	RPI 1-25	RPI 26-50	W-L RECORDS	RPI 51-100	RPI 101-150	RPI 150+				
8- 12	0- 1	0- 0	OVERALL	0- 6	0- 3	8- 2				
5- 5	0- 1	0- 0	HOME	0- 2	0- 0	5- 2				
3- 7	0- 0	0- 0	AWAY	0- 4	0- 3	3- 0				
0- 0	0- 0	0- 0	NEUTRAL	0- 0	0- 0	0- 0				
5- 6	0- 1	0- 0	NON-CONFERENCE	0- 2	0- 3	5- 0				
4- 2	0- 1	0- 0	HOME	0- 1	0- 0	4- 0				
1- 4	0- 0	0- 0	AWAY	0- 1	0- 3	1- 0				
0- 0	0- 0	0- 0	NEUTRAL	0- 0	0- 0	0- 0				
3- 6	0- 0	0- 0	CONFERENCE	0- 4	0- 0	3- 2				
1- 3	0- 0	0- 0	HOME	0- 1	0- 0	1- 2				
2- 3	0- 0	0- 0	AWAY	0- 3	0- 0	2- 0				
0- 0	0- 0	0- 0	NEUTRAL	0- 0	0- 0	0- 0				

RPI 1-25				RPI 26-50				RPI 51-100				RPI 101+ Team's RPI: 184			
RPI	S	Opponent	Score	RPI	S	Opponent	Score	RPI	S	Opponent	Score	RPI	S	Opponent	Score
15	H	Louisville	67 71					55	A	James Madison	61 83	101	A	Virginia Tech	47 81
								56	H	Western Ky.	44 78	129	A	Boise St.	38 61
								75	A	Drexel	54 66	130	A	Mercer	58 66
								77	H	Hofstra	58 62	179	H	Delaware	47 63
								78	A	Elon	41 52	182	A	William & Mary	55 51
								93	A	Charlotte	61 89	187	H	Northeastern	49 52
												190	A	Weber St.	50 42
												238	H	Appalachian St.	60 50
												243	H	Houston	55 48
												253	A	UNCW	64 53
												293	H	Towson	67 55
												295	H	Charleston So.	81 66
												313	H	Winthrop	77 63
LAST 12 Division I GAMES:															
187	H	Northeastern	49 52	77	H	Hofstra	58 62								
293	H	Towson	67 55	55	A	James Madison	61 83								
182	A	William & Mary	55 51	75	A	Drexel	54 66								
78	A	Elon	41 52	130	A	Mercer	58 66								
253	A	UNCW	64 53	313	H	Winthrop	77 63								
179	H	Delaware	47 63	15	H	Louisville	67 71								

Non-Div I Games:

Col. of Charleston

■ Loss,
 ■ Non-Conf,
 S Site,
 ■ Home
 ■ Away
 N Neutral

Average RPI Win: 303	WON-LOST	WINNING	LAST 10	STRENGTH OF	OPP. STRENGTH	TEAM	ADJ.	CONF.	ADJ CONF.
Average RPI Loss: 186	RECORD	PCT. RANK	GAMES	SCHEDULE	OF SCHEDULE	RPI	RPI	RPI	RPI
DIV. I ONLY	4- 17	312	1- 9	248	263	311	311	29	29
DIV. I NON-CONF.	2- 8	290	1- 0	115	207	254	254	29	29
TOTALS	RPI 1-25	RPI 26-50	W-L RECORDS	RPI 51-100	RPI 101-150	RPI 150+			
4- 17	0- 2	0- 1	OVERALL	0- 2	0- 1	4- 11			
1- 9	0- 1	0- 1	HOME	0- 1	0- 1	1- 5			
3- 8	0- 1	0- 0	AWAY	0- 1	0- 0	3- 6			
0- 0	0- 0	0- 0	NEUTRAL	0- 0	0- 0	0- 0			
2- 8	0- 2	0- 1	NON-CONFERENCE	0- 1	0- 0	2- 4			
1- 4	0- 1	0- 1	HOME	0- 1	0- 0	1- 1			
1- 4	0- 1	0- 0	AWAY	0- 0	0- 0	1- 3			
0- 0	0- 0	0- 0	NEUTRAL	0- 0	0- 0	0- 0			
2- 9	0- 0	0- 0	CONFERENCE	0- 1	0- 1	2- 7			
0- 5	0- 0	0- 0	HOME	0- 0	0- 1	0- 4			
2- 4	0- 0	0- 0	AWAY	0- 1	0- 0	2- 3			
0- 0	0- 0	0- 0	NEUTRAL	0- 0	0- 0	0- 0			

RPI 1-25				RPI 26-50				RPI 51-100				RPI 101+ Team's RPI: 311			
RPI	S	Opponent	Score	RPI	S	Opponent	Score	RPI	S	Opponent	Score	RPI	S	Opponent	Score
3	H	UConn	50 94	32	H	St. Bonaventure	38 62	70	A	Army West Point	55 67	103	H	Bucknell	51 71
23	A	DePaul	46 96					92	H	Gonzaga	50 80	167	A	Cornell	60 73
												215	H	Siena	52 50
												224	A	Binghamton	56 63
												254	A	American	56 64
												254	H	American	37 49
												257	H	Loyola Maryland	49 65
												259	A	Navy	41 51
												259	H	Navy	58 62
												270	A	Holy Cross	61 70
												270	H	Holy Cross	71 80
												292	H	Monmouth	80 86
												324	A	Lafayette	72 59
												327	A	LIU Brooklyn	63 53
												331	A	Kent St.	71 76
												347	A	Boston U.	72 63
LAST 12 Division I GAMES:															
259	H	Navy	58 62	70	A	Army West Point	55 67								
270	A	Holy Cross	61 70	259	A	Navy	41 51								
254	A	American	56 64	270	H	Holy Cross	71 80								
257	H	Loyola Maryland	49 65	254	H	American	37 49								
347	A	Boston U.	72 63	215	H	Siena	52 50								
103	H	Bucknell	51 71	324	A	Lafayette	72 59								

Non-Div I Games:

Colgate

Colorado

Through Games Of Feb. 6, 2016

Average RPI Win:	191	WON-LOST	WINNING	LAST 10	STRENGTH OF	OPP. STRENGTH	TEAM	ADJ.	CONF.	ADJ CONF.
Average RPI Loss:	60	RECORD	PCT. RANK	GAMES	SCHEDULE	OF SCHEDULE	RPI	RPI	RPI	RPI
DIV. I ONLY	6- 16	284	1- 9	17	29	174	174	1	1	
DIV. I NON-CONF.	5- 6	180	0- 1	58	166	160	160	1	1	
TOTALS	RPI 1-25	RPI 26-50	W-L RECORDS	RPI 51-100	RPI 101-150	RPI 150+				
6- 16	0- 6	1- 2	OVERALL	0- 6	0- 1	5- 1				
6- 7	0- 3	1- 2	HOME	0- 2	0- 0	5- 0				
0- 9	0- 3	0- 0	AWAY	0- 4	0- 1	0- 1				
0- 0	0- 0	0- 0	NEUTRAL	0- 0	0- 0	0- 0				
5- 6	0- 2	0- 1	NON-CONFERENCE	0- 1	0- 1	5- 1				
5- 2	0- 1	0- 1	HOME	0- 0	0- 0	5- 0				
0- 4	0- 1	0- 0	AWAY	0- 1	0- 1	0- 1				
0- 0	0- 0	0- 0	NEUTRAL	0- 0	0- 0	0- 0				
1- 10	0- 4	1- 1	CONFERENCE	0- 5	0- 0	0- 0				
1- 5	0- 2	1- 1	HOME	0- 2	0- 0	0- 0				
0- 5	0- 2	0- 0	AWAY	0- 3	0- 0	0- 0				
0- 0	0- 0	0- 0	NEUTRAL	0- 0	0- 0	0- 0				

RPI 1-25				RPI 26-50				RPI 51-100				RPI 101+ Team's RPI: 174			
RPI	S	Opponent	Score	RPI	S	Opponent	Score	RPI	S	Opponent	Score	RPI	S	Opponent	Score
5	A	Stanford	56 71	26	H	Southern California	66 63	60	A	Colorado St.	63 64	150	A	Long Beach St.	42 59
7	H	Oregon St.	47 61	28	H	Washington	74 76	63	H	Washington St.	66 74	166	H	Northern Colo.	63 41
9	H	UCLA	64 82	33	H	Missouri	75 79	68	A	Utah	55 71	220	H	Presbyterian	72 60
10	A	Arizona St.	37 64					71	H	Oregon	46 59	237	H	Massachusetts	90 63
16	A	Kentucky	61 86					73	A	California	35 64	241	H	Loyola Marymount	92 81
21	H	Florida	61 83					99	A	Arizona	52 63	250	A	Wyoming	68 77
												255	H	Northern Ariz.	90 66
LAST 12 Division I GAMES:															
68	A	Utah	55 71	10	A	Arizona St.	37 64								
26	H	Southern California	66 63	5	A	Stanford	56 71								
9	H	UCLA	64 82	73	A	California	35 64								
7	H	Oregon St.	47 61	63	H	Washington St.	66 74								
71	H	Oregon	46 59	28	H	Washington	74 76								
99	A	Arizona	52 63	250	A	Wyoming	68 77								

Non-Div I Games:

Colorado

Loss, Non-Conf, S Site, H Home A Away N Neutral

Average RPI Win:	226	WON-LOST	WINNING	LAST 10	STRENGTH OF	OPP. STRENGTH	TEAM	ADJ.	CONF.	ADJ CONF.
Average RPI Loss:	41	RECORD	PCT. RANK	GAMES	SCHEDULE	OF SCHEDULE	RPI	RPI	RPI	RPI
DIV. I ONLY	18- 1	6	10- 0	294	190	60	60	19	19	
DIV. I NON-CONF.	8- 1	23	1- 0	216	170	48	48	21	21	
TOTALS	RPI 1-25	RPI 26-50	W-L RECORDS	RPI 51-100	RPI 101-150	RPI 150+				
18- 1	1- 0	0- 1	OVERALL	0- 0	1- 0	16- 0				
9- 0	1- 0	0- 0	HOME	0- 0	1- 0	7- 0				
8- 1	0- 0	0- 1	AWAY	0- 0	0- 0	8- 0				
1- 0	0- 0	0- 0	NEUTRAL	0- 0	0- 0	1- 0				
8- 1	1- 0	0- 1	NON-CONFERENCE	0- 0	0- 0	7- 0				
4- 0	1- 0	0- 0	HOME	0- 0	0- 0	3- 0				
3- 1	0- 0	0- 1	AWAY	0- 0	0- 0	3- 0				
1- 0	0- 0	0- 0	NEUTRAL	0- 0	0- 0	1- 0				
10- 0	0- 0	0- 0	CONFERENCE	0- 0	1- 0	9- 0				
5- 0	0- 0	0- 0	HOME	0- 0	1- 0	4- 0				
5- 0	0- 0	0- 0	AWAY	0- 0	0- 0	5- 0				
0- 0	0- 0	0- 0	NEUTRAL	0- 0	0- 0	0- 0				

RPI 1-25				RPI 26-50				RPI 51-100 Team's RPI: 60				RPI 101+			
RPI	S	Opponent	Score	RPI	S	Opponent	Score	RPI	S	Opponent	Score	RPI	S	Opponent	Score
14	H	BYU	61 55	41	A	Penn	48 49					129	H	Boise St.	68 64
												166	A	Northern Colo.	62 46
												174	H	Colorado	64 63
												178	A	UNLV	64 56
												213	A	San Jose St.	80 78
												213	H	San Jose St.	76 54
												218	A	Utah St.	69 49
												221	H	Montana	75 43
												230	N	Morgan St.	54 36
												250	H	Wyoming	63 42
												259	A	Navy	82 73
												260	A	San Diego St.	60 57
												260	H	San Diego St.	70 54
												300	A	Denver	74 46
												315	A	Nevada	64 37
												320	H	Incarnate Word	60 37
												343	H	Air Force	71 47
LAST 12 Division I GAMES:															
315	A	Nevada	64 37	260	A	San Diego St.	60 57								
260	H	San Diego St.	70 54	213	H	San Jose St.	76 54								
250	H	Wyoming	63 42	178	A	UNLV	64 56								
213	A	San Jose St.	80 78	129	H	Boise St.	68 64								
343	H	Air Force	71 47	300	A	Denver	74 46								
218	A	Utah St.	69 49	221	H	Montana	75 43								

Non-Div I Games: Okla. Panhandle 90 45 Western St. 84 42

Colorado St.

■ Loss,
 ■ Non-Conf, S Site,
 ■ Home
 ■ Away
 N Neutral

Average RPI Win: 270	WON-LOST	WINNING	LAST 10	STRENGTH OF	OPP. STRENGTH	TEAM	ADJ.	CONF.	ADJ CONF.
Average RPI Loss: 146	RECORD	PCT. RANK	GAMES	SCHEDULE	OF SCHEDULE	RPI	RPI	RPI	RPI
DIV. I ONLY	11- 9	144	4- 5	285	260	227	227	10	10
DIV. I NON-CONF.	10- 4	86	4- 1	306	317	168	168	11	11
TOTALS	RPI 1-25	RPI 26-50	W-L RECORDS	RPI 51-100	RPI 101-150	RPI 150+			
11- 9	0- 1	0- 0	OVERALL	0- 0	1- 4	10- 4			
7- 5	0- 0	0- 0	HOME	0- 0	1- 3	6- 2			
4- 3	0- 1	0- 0	AWAY	0- 0	0- 0	4- 2			
0- 1	0- 0	0- 0	NEUTRAL	0- 0	0- 1	0- 0			
10- 4	0- 1	0- 0	NON-CONFERENCE	0- 0	0- 2	10- 1			
6- 1	0- 0	0- 0	HOME	0- 0	0- 1	6- 0			
4- 2	0- 1	0- 0	AWAY	0- 0	0- 0	4- 1			
0- 1	0- 0	0- 0	NEUTRAL	0- 0	0- 1	0- 0			
1- 5	0- 0	0- 0	CONFERENCE	0- 0	1- 2	0- 3			
1- 4	0- 0	0- 0	HOME	0- 0	1- 2	0- 2			
0- 1	0- 0	0- 0	AWAY	0- 0	0- 0	0- 1			
0- 0	0- 0	0- 0	NEUTRAL	0- 0	0- 0	0- 0			

RPI 1-25			RPI 26-50			RPI 51-100			RPI 101+ Team's RPI: 227		
RPI	S	Opponent	Score	RPI	S	Opponent	Score	RPI	S	Opponent	Score
10	A	Arizona St.	49 70					107	H	Yale	77 71
								108	N	Toledo	75 88
								117	H	Stony Brook	71 79
								140	H	Harvard	66 69
								147	H	Brown	63 73
								167	A	Cornell	73 84
								167	H	Cornell	59 66
								188	A	UMBC	70 68
								191	A	Rhode Island	56 57
								224	H	Binghamton	71 64
								257	H	Loyola Maryland	63 53
								266	H	Dartmouth	73 76
								274	H	Vermont	73 56
								286	H	Saint Francis (PA)	82 78
								307	A	Fairleigh Dickinson	87 83
								321	A	UMass Lowell	67 57
								327	A	LIU Brooklyn	84 74
								338	H	Wagner	67 48
								340	H	NJIT	72 52
LAST 12 Division I GAMES:											
147	H	Brown	63 73	340	H	NJIT	72 52				
107	H	Yale	77 71	307	A	Fairleigh Dickinson	87 83				
140	H	Harvard	66 69	338	H	Wagner	67 48				
266	H	Dartmouth	73 76	327	A	LIU Brooklyn	84 74				
167	A	Cornell	73 84	191	A	Rhode Island	56 57				
167	H	Cornell	59 66	224	H	Binghamton	71 64				

Non-Div I Games: Central Penn 102 18

Columbia

■ Loss,
 ■ Non-Conf, S Site,
 ■ Home
 ■ Away
 N Neutral

Average RPI Win: 316	WON-LOST	WINNING	LAST 10	STRENGTH OF	OPP. STRENGTH	TEAM	ADJ.	CONF.	ADJ CONF.
Average RPI Loss: 144	RECORD	PCT. RANK	GAMES	SCHEDULE	OF SCHEDULE	RPI	RPI	RPI	RPI
DIV. I ONLY	7- 12	245	5- 4	243	282	240	240	30	30
DIV. I NON-CONF.	3- 8	258	1- 2	101	130	195	195	30	30
TOTALS	RPI 1-25	RPI 26-50	W-L RECORDS	RPI 51-100	RPI 101-150	RPI 150+			
7- 12	0- 0	0- 3	OVERALL	0- 3	0- 1	7- 5			
4- 1	0- 0	0- 0	HOME	0- 0	0- 0	4- 1			
2- 10	0- 0	0- 3	AWAY	0- 2	0- 1	2- 4			
1- 1	0- 0	0- 0	NEUTRAL	0- 1	0- 0	1- 0			
3- 8	0- 0	0- 3	NON-CONFERENCE	0- 3	0- 1	3- 1			
1- 1	0- 0	0- 0	HOME	0- 0	0- 0	1- 1			
1- 6	0- 0	0- 3	AWAY	0- 2	0- 1	1- 0			
1- 1	0- 0	0- 0	NEUTRAL	0- 1	0- 0	1- 0			
4- 4	0- 0	0- 0	CONFERENCE	0- 0	0- 0	4- 4			
3- 0	0- 0	0- 0	HOME	0- 0	0- 0	3- 0			
1- 4	0- 0	0- 0	AWAY	0- 0	0- 0	1- 4			
0- 0	0- 0	0- 0	NEUTRAL	0- 0	0- 0	0- 0			

RPI 1-25				RPI 26-50				RPI 51-100				RPI 101+				Team's RPI: 240	
RPI	S	Opponent	Score	RPI	S	Opponent	Score	RPI	S	Opponent	Score	RPI	S	Opponent	Score		
				30	A	Syracuse	56 88	61	N	Auburn	54 69	101	A	Virginia Tech	39 72		
				38	A	West Virginia	64 96	85	A	Virginia	40 75	188	H	UMBC	61 68		
				42	A	Miami (FL)	59 78	96	A	VCU	42 73	230	A	Morgan St.	51 72		
												252	A	Bethune-Cookman	56 69		
												275	H	N.C. A&T	65 59		
												293	A	Towson	81 69		
												298	H	UMES	61 54		
												299	A	South Carolina St.	63 67		
												302	A	Florida A&M	73 79		
												324	N	Lafayette	64 57		
												334	A	Howard	83 67		
												342	H	Mt. St. Mary's	66 55		
												348	H	Norfolk St.	69 44		
LAST 12 Division I GAMES:																	
				299	A	South Carolina St.	63 67	334	A	Howard	83 67						
				230	A	Morgan St.	51 72	348	H	Norfolk St.	69 44						
				298	H	UMES	61 54	324	N	Lafayette	64 57						
				275	H	N.C. A&T	65 59	85	A	Virginia	40 75						
				302	A	Florida A&M	73 79	61	N	Auburn	54 69						
				252	A	Bethune-Cookman	56 69	101	A	Virginia Tech	39 72						

Non-Div I Games: Bowie St.

63 **64**

Coppin St.

Average RPI Win:	243	WON-LOST	WINNING	LAST 10	STRENGTH OF	OPP. STRENGTH	TEAM	ADJ.	CONF.	ADJ CONF.
Average RPI Loss:	154	RECORD	PCT. RANK	GAMES	SCHEDULE	OF SCHEDULE	RPI	RPI	RPI	RPI
DIV. I ONLY	13- 7	97	8- 2	257	245	167	167	10	10	
DIV. I NON-CONF.	8- 6	136	4- 2	289	296	201	201	11	11	
TOTALS	RPI 1-25	RPI 26-50	W-L RECORDS	RPI 51-100	RPI 101-150	RPI 150+				
13- 7	0- 1	0- 0	OVERALL	0- 0	2- 4	11- 2				
10- 2	0- 0	0- 0	HOME	0- 0	2- 2	8- 0				
3- 5	0- 1	0- 0	AWAY	0- 0	0- 2	3- 2				
0- 0	0- 0	0- 0	NEUTRAL	0- 0	0- 0	0- 0				
8- 6	0- 1	0- 0	NON-CONFERENCE	0- 0	0- 3	8- 2				
6- 1	0- 0	0- 0	HOME	0- 0	0- 1	6- 0				
2- 5	0- 1	0- 0	AWAY	0- 0	0- 2	2- 2				
0- 0	0- 0	0- 0	NEUTRAL	0- 0	0- 0	0- 0				
5- 1	0- 0	0- 0	CONFERENCE	0- 0	2- 1	3- 0				
4- 1	0- 0	0- 0	HOME	0- 0	2- 1	2- 0				
1- 0	0- 0	0- 0	AWAY	0- 0	0- 0	1- 0				
0- 0	0- 0	0- 0	NEUTRAL	0- 0	0- 0	0- 0				

RPI 1-25				RPI 26-50				RPI 51-100				RPI 101+ Team's RPI: 167			
RPI	S	Opponent	Score	RPI	S	Opponent	Score	RPI	S	Opponent	Score	RPI	S	Opponent	Score
5	A	Stanford	38 93									107	H	Yale	74 63
												117	H	Stony Brook	49 58
												132	A	Buffalo	41 59
												139	A	Marshall	47 73
												140	H	Harvard	56 65
												147	H	Brown	85 70
												203	A	Bryant	70 62
												211	A	Hartford	50 53
												223	H	Fairfield	59 35
												224	H	Binghamton	64 57
												227	A	Columbia	66 59
												227	H	Columbia	84 73
												266	H	Dartmouth	71 58
												286	H	Saint Francis (PA)	75 69
												293	H	Towson	88 60
												306	H	Delaware St.	71 62
												311	H	Colgate	73 60
												334	A	Howard	74 76
												341	A	Cal St. Fullerton	59 47
LAST 12 Division I GAMES:															
107	H	Yale	74 63	306	H	Delaware St.	71 62								
147	H	Brown	85 70	334	A	Howard	74 76								
266	H	Dartmouth	71 58	224	H	Binghamton	64 57								
140	H	Harvard	56 65	341	A	Cal St. Fullerton	59 47								
227	H	Columbia	84 73	5	A	Stanford	38 93								
227	A	Columbia	66 59	223	H	Fairfield	59 35								

Non-Div I Games:

Cornell

■ Loss,
 ■ Non-Conf, S Site,
 ■ Home
 ■ Away
 N Neutral

Creighton

Through Games Of Feb. 6, 2016

Average RPI Win:	172	WON-LOST	WINNING	LAST 10	STRENGTH OF	OPP. STRENGTH	TEAM	ADJ.	CONF.	ADJ CONF.
Average RPI Loss:	77	RECORD	PCT. RANK	GAMES	SCHEDULE	OF SCHEDULE	RPI	RPI	RPI	RPI
DIV. I ONLY	12- 12	168	6- 4	79	71	114	114	6	6	
DIV. I NON-CONF.	6- 6	160	0- 0	104	111	128	128	6	6	
TOTALS	RPI 1-25	RPI 26-50	W-L RECORDS	RPI 51-100	RPI 101-150	RPI 150+				
12- 12	0- 2	0- 1	OVERALL	2- 7	2- 1	8- 1				
7- 4	0- 1	0- 1	HOME	1- 2	2- 0	4- 0				
3- 7	0- 1	0- 0	AWAY	1- 4	0- 1	2- 1				
2- 1	0- 0	0- 0	NEUTRAL	0- 1	0- 0	2- 0				
6- 6	0- 0	0- 0	NON-CONFERENCE	0- 4	1- 1	5- 1				
3- 1	0- 0	0- 0	HOME	0- 1	1- 0	2- 0				
1- 4	0- 0	0- 0	AWAY	0- 2	0- 1	1- 1				
2- 1	0- 0	0- 0	NEUTRAL	0- 1	0- 0	2- 0				
6- 6	0- 2	0- 1	CONFERENCE	2- 3	1- 0	3- 0				
4- 3	0- 1	0- 1	HOME	1- 1	1- 0	2- 0				
2- 3	0- 1	0- 0	AWAY	1- 2	0- 0	1- 0				
0- 0	0- 0	0- 0	NEUTRAL	0- 0	0- 0	0- 0				

RPI 1-25				RPI 26-50				RPI 51-100				RPI 101+ Team's RPI: 114			
RPI	S	Opponent	Score	RPI	S	Opponent	Score	RPI	S	Opponent	Score	RPI	S	Opponent	Score
20	H	Seton Hall	82 86	40	H	St. John's (NY)	55 66	57	H	South Dakota St.	51 53	106	A	Drake	72 81
23	A	DePaul	63 81					64	A	Villanova	65 62	118	H	UNI	69 61
								64	H	Villanova	53 48	145	H	Xavier	74 47
								66	A	Nebraska	63 65	165	N	East Carolina	91 66
								68	A	Utah	58 74	175	H	Marist	89 46
								79	N	Northwestern	52 75	181	N	Eastern Wash.	66 60
								81	A	Marquette	72 79	184	A	Butler	52 42
								97	A	Georgetown	57 69	184	H	Butler	77 49
								97	H	Georgetown	44 57	192	A	Kansas	54 67
												234	H	Providence	72 48
												262	A	Omaha	69 46
												287	H	Wichita St.	79 54
LAST 12 Division I GAMES:															
184	A	Butler	52 42	184	H	Butler	77 49								
97	H	Georgetown	44 57	145	H	Xavier	74 47								
64	H	Villanova	53 48	64	A	Villanova	65 62								
81	A	Marquette	72 79	97	A	Georgetown	57 69								
23	A	DePaul	63 81	20	H	Seton Hall	82 86								
234	H	Providence	72 48	40	H	St. John's (NY)	55 66								

Non-Div I Games:

Creighton

■ Loss,
 ■ Non-Conf,
 ■ S Site,
 ■ H Home
 ■ A Away
 N Neutral

Average RPI Win: 261	WON-LOST	WINNING	LAST 10	STRENGTH OF	OPP. STRENGTH	TEAM	ADJ.	CONF.	ADJ CONF.
Average RPI Loss: 159	RECORD	PCT. RANK	GAMES	SCHEDULE	OF SCHEDULE	RPI	RPI	RPI	RPI
DIV. I ONLY	7- 15	265	5- 5	226	240	266	266	10	10
DIV. I NON-CONF.	5- 11	244	3- 3	299	305	305	305	11	11
TOTALS	RPI 1-25	RPI 26-50	W-L RECORDS	RPI 51-100	RPI 101-150	RPI 150+			
7- 15	0- 1	0- 2	OVERALL	0- 2	1- 1	6- 9			
2- 8	0- 0	0- 2	HOME	0- 1	0- 1	2- 4			
5- 5	0- 1	0- 0	AWAY	0- 1	1- 0	4- 3			
0- 2	0- 0	0- 0	NEUTRAL	0- 0	0- 0	0- 2			
5- 11	0- 1	0- 0	NON-CONFERENCE	0- 2	0- 0	5- 8			
2- 5	0- 0	0- 0	HOME	0- 1	0- 0	2- 4			
3- 4	0- 1	0- 0	AWAY	0- 1	0- 0	3- 2			
0- 2	0- 0	0- 0	NEUTRAL	0- 0	0- 0	0- 2			
2- 4	0- 0	0- 2	CONFERENCE	0- 0	1- 1	1- 1			
0- 3	0- 0	0- 2	HOME	0- 0	0- 1	0- 0			
2- 1	0- 0	0- 0	AWAY	0- 0	1- 0	1- 1			
0- 0	0- 0	0- 0	NEUTRAL	0- 0	0- 0	0- 0			

RPI 1-25				RPI 26-50				RPI 51-100				RPI 101+ Team's RPI: 266			
RPI	S	Opponent	Score	RPI	S	Opponent	Score	RPI	S	Opponent	Score	RPI	S	Opponent	Score
15	A	Louisville	52 94	41	H	Penn	41 56	75	A	Drexel	53 69	140	A	Harvard	70 64
				50	H	Princeton	48 85	86	H	Maine	41 59	140	H	Harvard	43 56
												167	A	Cornell	58 71
												170	N	Jacksonville	44 51
												172	N	McNeese St.	56 78
												191	H	Rhode Island	41 57
												207	A	Oakland	60 78
												211	A	Hartford	43 36
												227	A	Columbia	76 73
												254	H	American	41 45
												268	H	New Hampshire	57 61
												270	A	Holy Cross	60 54
												274	H	Vermont	54 56
												276	A	Central Conn. St.	55 59
												289	H	Niagara	60 47
												340	A	NJIT	46 39
												347	H	Boston U.	72 52
LAST 12 Division I GAMES:															
41	H	Penn	41 56	340	A	NJIT	46 39								
50	H	Princeton	48 85	276	A	Central Conn. St.	55 59								
167	A	Cornell	58 71	270	A	Holy Cross	60 54								
227	A	Columbia	76 73	289	H	Niagara	60 47								
140	A	Harvard	70 64	254	H	American	41 45								
140	H	Harvard	43 56	15	A	Louisville	52 94								

Non-Div I Games:

Dartmouth

■ Loss,
■ Non-Conf, S Site,
■ Home
■ Away
N Neutral

Average RPI Win:	224	WON-LOST	WINNING	LAST 10	STRENGTH OF	OPP. STRENGTH	TEAM	ADJ.	CONF.	ADJ CONF.
Average RPI Loss:	91	RECORD	PCT. RANK	GAMES	SCHEDULE	OF SCHEDULE	RPI	RPI	RPI	RPI
DIV. I ONLY	10- 14	220	4- 6	103	107	168	168	7	7	
DIV. I NON-CONF.	6- 7	176	0- 1	220	149	187	187	8	8	
TOTALS	RPI 1-25	RPI 26-50	W-L RECORDS	RPI 51-100	RPI 101-150	RPI 150+				
10- 14	0- 1	0- 5	OVERALL	1- 3	0- 1	9- 4				
4- 7	0- 1	0- 3	HOME	0- 2	0- 0	4- 1				
5- 7	0- 0	0- 2	AWAY	1- 1	0- 1	4- 3				
1- 0	0- 0	0- 0	NEUTRAL	0- 0	0- 0	1- 0				
6- 7	0- 1	0- 1	NON-CONFERENCE	0- 2	0- 1	6- 2				
2- 3	0- 1	0- 0	HOME	0- 1	0- 0	2- 1				
3- 4	0- 0	0- 1	AWAY	0- 1	0- 1	3- 1				
1- 0	0- 0	0- 0	NEUTRAL	0- 0	0- 0	1- 0				
4- 7	0- 0	0- 4	CONFERENCE	1- 1	0- 0	3- 2				
2- 4	0- 0	0- 3	HOME	0- 1	0- 0	2- 0				
2- 3	0- 0	0- 1	AWAY	1- 0	0- 0	1- 2				
0- 0	0- 0	0- 0	NEUTRAL	0- 0	0- 0	0- 0				

RPI 1-25				RPI 26-50				RPI 51-100				RPI 101+ Team's RPI: 168			
RPI	S	Opponent	Score	RPI	S	Opponent	Score	RPI	S	Opponent	Score	RPI	S	Opponent	Score
18	H	Michigan St.	44 73	27	H	Duquesne	62 77	55	A	James Madison	45 87	133	A	Wake Forest	58 77
				32	H	St. Bonaventure	47 59	83	H	Saint Louis	50 79	151	A	Fordham	40 51
				34	A	North Carolina St.	42 58	93	H	Charlotte	88 99	151	H	Fordham	69 51
				36	H	George Washington	60 79	96	A	VCU	56 50	153	H	ETSU	58 65
				48	A	Dayton	66 77					183	H	George Mason	68 63
												191	A	Rhode Island	62 78
												216	A	Furman	69 51
												225	A	Radford	68 79
												229	A	High Point	62 60
												231	N	Bowling Green	60 56
												253	A	UNCW	77 50
												283	A	La Salle	66 58
												294	H	Western Caro.	64 51
												299	H	South Carolina St.	63 51
LAST 12 Division I GAMES:															
				27	H	Duquesne	62 77	96	A	VCU	56 50				
				183	H	George Mason	68 63	32	H	St. Bonaventure	47 59				
				48	A	Dayton	66 77	83	H	Saint Louis	50 79				
				36	H	George Washington	60 79	283	A	La Salle	66 58				
				191	A	Rhode Island	62 78	151	A	Fordham	40 51				
				151	H	Fordham	69 51	55	A	James Madison	45 87				

Non-Div I Games:

Davidson

■ Loss,
 ■ Non-Conf,
 S Site,
 ■ Home
 ■ Away
 N Neutral

Average RPI Win: 120	WON-LOST	WINNING	LAST 10	STRENGTH OF	OPP. STRENGTH	TEAM	ADJ.	CONF.	ADJ CONF.
Average RPI Loss: 48	RECORD	PCT. RANK	GAMES	SCHEDULE	OF SCHEDULE	RPI	RPI	RPI	RPI
DIV. I ONLY	11- 9	144	4- 6	5	38	48	48	7	7
DIV. I NON-CONF.	7- 4	110	1- 2	7	4	16	16	8	8
TOTALS	RPI 1-25	RPI 26-50	W-L RECORDS	RPI 51-100	RPI 101-150	RPI 150+			
11- 9	1- 2	1- 4	OVERALL	3- 3	2- 0	4- 0			
5- 4	0- 0	1- 2	HOME	1- 2	1- 0	2- 0			
4- 4	0- 1	0- 2	AWAY	1- 1	1- 0	2- 0			
2- 1	1- 1	0- 0	NEUTRAL	1- 0	0- 0	0- 0			
7- 4	1- 2	1- 1	NON-CONFERENCE	2- 1	2- 0	1- 0			
4- 1	0- 0	1- 0	HOME	1- 1	1- 0	1- 0			
1- 2	0- 1	0- 1	AWAY	0- 0	1- 0	0- 0			
2- 1	1- 1	0- 0	NEUTRAL	1- 0	0- 0	0- 0			
4- 5	0- 0	0- 3	CONFERENCE	1- 2	0- 0	3- 0			
1- 3	0- 0	0- 2	HOME	0- 1	0- 0	1- 0			
3- 2	0- 0	0- 1	AWAY	1- 1	0- 0	2- 0			
0- 0	0- 0	0- 0	NEUTRAL	0- 0	0- 0	0- 0			

RPI S	Opponent	Score	RPI S	Opponent	Score	Team's RPI: 48	RPI S	Opponent	Score	RPI S	Opponent	Score
5 N	Stanford	66 74	27 A	Duquesne	58 89		51 H	Vanderbilt	81 56	107 H	Yale	81 75
15 N	Louisville	79 66	32 H	St. Bonaventure	54 59		83 A	Saint Louis	56 70	108 A	Toledo	83 57
22 A	Green Bay	52 68	36 H	George Washington	61 62		86 N	Maine	58 37	158 H	Wisconsin	87 64
			37 A	Purdue	58 61		87 A	Saint Joseph's	71 61	168 H	Davidson	77 66
			50 H	Princeton	85 81		92 H	Gonzaga	47 57	206 A	Richmond	60 48
							96 H	VCU	72 74	283 A	La Salle	67 51
LAST 12 Division I GAMES:												
168 H	Davidson	77 66	36 H	George Washington	61 62		206 A	Richmond	60 48			
283 A	La Salle	67 51	27 A	Duquesne	58 89		22 A	Green Bay	52 68			
87 A	Saint Joseph's	71 61	50 H	Princeton	85 81		92 H	Gonzaga	47 57			
32 H	St. Bonaventure	54 59										
83 A	Saint Louis	56 70										
96 H	VCU	72 74										

Non-Div I Games:

Dayton

Average RPI Win:	128	WON-LOST	WINNING	LAST 10	STRENGTH OF	OPP. STRENGTH	TEAM	ADJ.	CONF.	ADJ CONF.
Average RPI Loss:	42	RECORD	PCT. RANK	GAMES	SCHEDULE	OF SCHEDULE	RPI	RPI	RPI	RPI
DIV. I ONLY	18- 7	67	2- 2	13	49	23	23	6	6	
DIV. I NON-CONF.	8- 5	119	0- 1	13	38	44	44	6	6	
TOTALS	RPI 1-25	RPI 26-50	W-L RECORDS	RPI 51-100	RPI 101-150	RPI 150+				
18- 7	2- 4	4- 0	OVERALL	4- 2	3- 1	5- 0				
11- 4	0- 2	3- 0	HOME	2- 1	2- 1	4- 0				
7- 3	2- 2	1- 0	AWAY	2- 1	1- 0	1- 0				
0- 0	0- 0	0- 0	NEUTRAL	0- 0	0- 0	0- 0				
8- 5	1- 3	2- 0	NON-CONFERENCE	1- 1	1- 1	3- 0				
6- 2	0- 1	2- 0	HOME	0- 0	1- 1	3- 0				
2- 3	1- 2	0- 0	AWAY	1- 1	0- 0	0- 0				
0- 0	0- 0	0- 0	NEUTRAL	0- 0	0- 0	0- 0				
10- 2	1- 1	2- 0	CONFERENCE	3- 1	2- 0	2- 0				
5- 2	0- 1	1- 0	HOME	2- 1	1- 0	1- 0				
5- 0	1- 0	1- 0	AWAY	1- 0	1- 0	1- 0				
0- 0	0- 0	0- 0	NEUTRAL	0- 0	0- 0	0- 0				

RPI	S	Opponent	Score	RPI	S	Opponent	Score	RPI	S	Opponent	Score	RPI	S	Opponent	Score
1	A	Notre Dame	90 95	32	H	St. Bonaventure	77 54	57	A	South Dakota St.	79 88	114	H	Creighton	81 63
3	H	UConn	70 86	40	A	St. John's (NY)	71 61	64	A	Villanova	75 47	142	H	Loyola Chicago	75 88
4	A	Baylor	72 86	40	H	St. John's (NY)	77 71	64	H	Villanova	60 64	144	H	Southern Ill.	105 61
19	A	Texas A&M	80 66	46	H	Indiana	84 69	79	A	Northwestern	77 64	145	A	Xavier	70 53
20	A	Seton Hall	86 74					81	H	Marquette	91 86	184	A	Butler	61 54
20	H	Seton Hall	74 83					97	H	Georgetown	75 53	234	H	Providence	96 50
												311	H	Colgate	96 46
												317	H	Illinois St.	89 41
												339	H	Chicago St.	88 42
LAST 12 Division I GAMES:															
4	A	Baylor	72 86	145	A	Xavier	70 53								
64	A	Villanova	75 47	184	A	Butler	61 54								
40	H	St. John's (NY)	77 71	64	H	Villanova	60 64								
20	H	Seton Hall	74 83	97	H	Georgetown	75 53								
234	H	Providence	96 50	20	A	Seton Hall	86 74								
114	H	Creighton	81 63	40	A	St. John's (NY)	71 61								

Non-Div I Games:

DePaul

■ Loss,
 ■ Non-Conf, S Site,
 ■ Home
 ■ Away
 N Neutral

Delaware

Through Games Of Feb. 6, 2016

Average RPI Win:	240	WON-LOST	WINNING	LAST 10	STRENGTH OF	OPP. STRENGTH	TEAM	ADJ.	CONF.	ADJ CONF.
Average RPI Loss:	118	RECORD	PCT. RANK	GAMES	SCHEDULE	OF SCHEDULE	RPI	RPI	RPI	RPI
DIV. I ONLY	11- 10	156	6- 4	258	143	179	179	13	13	
DIV. I NON-CONF.	5- 6	180	1- 1	291	177	223	223	12	12	
TOTALS	RPI 1-25	RPI 26-50	W-L RECORDS	RPI 51-100	RPI 101-150	RPI 150+				
11- 10	0- 0	0- 0	OVERALL	0- 5	0- 1	11- 4				
6- 2	0- 0	0- 0	HOME	0- 1	0- 0	6- 1				
4- 7	0- 0	0- 0	AWAY	0- 4	0- 1	4- 2				
1- 1	0- 0	0- 0	NEUTRAL	0- 0	0- 0	1- 1				
5- 6	0- 0	0- 0	NON-CONFERENCE	0- 1	0- 1	5- 4				
2- 1	0- 0	0- 0	HOME	0- 0	0- 0	2- 1				
2- 4	0- 0	0- 0	AWAY	0- 1	0- 1	2- 2				
1- 1	0- 0	0- 0	NEUTRAL	0- 0	0- 0	1- 1				
6- 4	0- 0	0- 0	CONFERENCE	0- 4	0- 0	6- 0				
4- 1	0- 0	0- 0	HOME	0- 1	0- 0	4- 0				
2- 3	0- 0	0- 0	AWAY	0- 3	0- 0	2- 0				
0- 0	0- 0	0- 0	NEUTRAL	0- 0	0- 0	0- 0				

RPI S	Opponent	Score	RPI S	Opponent	Score	RPI S	Opponent	Score	RPI S	Opponent	Score	Team's RPI: 179
						55	A James Madison	75	103	A Bucknell	51	80
						75	A Drexel	47	151	A Fordham	55	48
						75	H Drexel	54	158	N Wisconsin	52	54
						77	A Hofstra	58	165	H East Carolina	58	68
						97	A Georgetown	61	175	A Marist	56	50
									182	H William & Mary	67	63
									183	A George Mason	83	90
									184	A Col. of Charleston	63	47
									187	H Northeastern	59	52
									196	A Robert Morris	50	53
									253	H UNCW	67	59
									274	H Vermont	71	60
									293	A Towson	66	62
									293	H Towson	69	64
									319	N North Dakota St.	62	50
									324	H Lafayette	67	47
LAST 12 Division I GAMES:												
293	A Towson	66	62	184	A Col. of Charleston	63	47					
75	A Drexel	43	47	187	H Northeastern	59	52					
55	A James Madison	55	75	253	H UNCW	67	59					
182	H William & Mary	67	63	77	A Hofstra	49	58					
75	H Drexel	53	54	196	A Robert Morris	50	53					
293	H Towson	69	64	274	H Vermont	71	60					

Non-Div I Games:

Delaware

Loss, Non-Conf, S Site, H Home A Away N Neutral

Average RPI Win:	311	WON-LOST	WINNING	LAST 10	STRENGTH OF	OPP. STRENGTH	TEAM	ADJ.	CONF.	ADJ CONF.
Average RPI Loss:	185	RECORD	PCT. RANK	GAMES	SCHEDULE	OF SCHEDULE	RPI	RPI	RPI	RPI
DIV. I ONLY	7- 14	257	4- 6	297	327	306	306	30	30	
DIV. I NON-CONF.	3- 10	277	1- 3	204	271	293	293	30	30	
TOTALS	RPI 1-25	RPI 26-50	W-L RECORDS	RPI 51-100	RPI 101-150	RPI 150+				
7- 14	0- 0	0- 1	OVERALL	0- 2	0- 1	7- 10				
5- 5	0- 0	0- 0	HOME	0- 1	0- 0	5- 4				
1- 9	0- 0	0- 1	AWAY	0- 1	0- 1	1- 6				
1- 0	0- 0	0- 0	NEUTRAL	0- 0	0- 0	1- 0				
3- 10	0- 0	0- 1	NON-CONFERENCE	0- 2	0- 1	3- 6				
2- 4	0- 0	0- 0	HOME	0- 1	0- 0	2- 3				
0- 6	0- 0	0- 1	AWAY	0- 1	0- 1	0- 3				
1- 0	0- 0	0- 0	NEUTRAL	0- 0	0- 0	1- 0				
4- 4	0- 0	0- 0	CONFERENCE	0- 0	0- 0	4- 4				
3- 1	0- 0	0- 0	HOME	0- 0	0- 0	3- 1				
1- 3	0- 0	0- 0	AWAY	0- 0	0- 0	1- 3				
0- 0	0- 0	0- 0	NEUTRAL	0- 0	0- 0	0- 0				

RPI 1-25				RPI 26-50				RPI 51-100				RPI 101+				Team's RPI: 306	
RPI	S	Opponent	Score	RPI	S	Opponent	Score	RPI	S	Opponent	Score	RPI	S	Opponent	Score		
				38	A	West Virginia	34 77	59	A	Temple	59 100	148	A	Pittsburgh	43 77		
								77	H	Hofstra	49 66	151	A	Fordham	58 74		
												164	A	Fla. Atlantic	55 83		
												167	A	Cornell	62 71		
												182	H	William & Mary	59 65		
												204	H	Lehigh	49 83		
												230	A	Morgan St.	49 56		
												238	N	Appalachian St.	76 69		
												252	A	Bethune-Cookman	35 66		
												275	H	N.C. A&T	64 84		
												299	A	South Carolina St.	48 61		
												299	H	South Carolina St.	79 61		
												304	A	Savannah St.	67 59		
												316	H	Longwood	88 63		
												334	H	Howard	87 86		
												338	H	Wagner	66 44		
												342	H	Mt. St. Mary's	41 54		
												349	H	N.C. Central	66 56		
LAST 12 Division I GAMES:																	
				252	A	Bethune-Cookman	35 66					334	H	Howard	87 86		
				299	H	South Carolina St.	79 61					230	A	Morgan St.	49 56		
				275	H	N.C. A&T	64 84					167	A	Cornell	62 71		
				349	H	N.C. Central	66 56					77	H	Hofstra	49 66		
				304	A	Savannah St.	67 59					316	H	Longwood	88 63		
				299	A	South Carolina St.	48 61					59	A	Temple	59 100		

Non-Div I Games:

Delaware St.

■ Loss,
■ Non-Conf,
■ S Site,
■ H Home
■ A Away
N Neutral

RPI 1-25				RPI 26-50				RPI 51-100				RPI 101+ Team's RPI: 300			
RPI	S	Opponent	Score	RPI	S	Opponent	Score	RPI	S	Opponent	Score	RPI	S	Opponent	Score
1	N	Notre Dame	52 94					57	H	South Dakota St.	39 76	111	A	IUPUI	75 81
								60	H	Colorado St.	46 74	150	H	Long Beach St.	41 48
								88	A	South Dakota	60 85	161	A	Oral Roberts	33 65
								88	H	South Dakota	33 79	166	H	Northern Colo.	51 60
												169	N	Louisiana Tech	53 58
												176	A	Milwaukee	56 49
												190	H	Weber St.	49 61
												219	H	Ill.-Chicago	46 56
												226	A	Western Ill.	60 63
												248	A	Seattle	51 59
												250	H	Wyoming	64 75
												262	A	Omaha	55 67
												269	A	Pepperdine	60 64
												309	A	UMKC	58 68
												319	H	North Dakota St.	64 53
												333	A	IPFW	49 61
												333	H	IPFW	53 50
												343	A	Air Force	57 48
LAST 12 Division I GAMES:															
				88	H	South Dakota	33 79	333	H	IPFW	53 50				
				333	A	IPFW	49 61	319	H	North Dakota St.	64 53				
				111	A	IUPUI	75 81	88	A	South Dakota	60 85				
				161	A	Oral Roberts	33 65	57	H	South Dakota St.	39 76				
				262	A	Omaha	55 67	150	H	Long Beach St.	41 48				
				226	A	Western Ill.	60 63	60	H	Colorado St.	46 74				

Denver

Average RPI Win:	231	WON-LOST	WINNING	LAST 10	STRENGTH OF	OPP. STRENGTH	TEAM	ADJ.	CONF.	ADJ CONF.
Average RPI Loss:	103	RECORD	PCT. RANK	GAMES	SCHEDULE	OF SCHEDULE	RPI	RPI	RPI	RPI
DIV. I ONLY	10- 11	184	7- 3	123	146	162	162	14	14	
DIV. I NON-CONF.	3- 7	248	0- 1	169	88	263	263	15	15	
TOTALS	RPI 1-25	RPI 26-50	W-L RECORDS	RPI 51-100	RPI 101-150	RPI 150+				
10- 11	0- 3	0- 1	OVERALL	0- 1	2- 4	8- 2				
5- 6	0- 0	0- 0	HOME	0- 1	1- 3	4- 2				
5- 5	0- 3	0- 1	AWAY	0- 0	1- 1	4- 0				
0- 0	0- 0	0- 0	NEUTRAL	0- 0	0- 0	0- 0				
3- 7	0- 2	0- 1	NON-CONFERENCE	0- 1	0- 2	3- 1				
3- 3	0- 0	0- 0	HOME	0- 1	0- 1	3- 1				
0- 4	0- 2	0- 1	AWAY	0- 0	0- 1	0- 0				
0- 0	0- 0	0- 0	NEUTRAL	0- 0	0- 0	0- 0				
7- 4	0- 1	0- 0	CONFERENCE	0- 0	2- 2	5- 1				
2- 3	0- 0	0- 0	HOME	0- 0	1- 2	1- 1				
5- 1	0- 1	0- 0	AWAY	0- 0	1- 0	4- 0				
0- 0	0- 0	0- 0	NEUTRAL	0- 0	0- 0	0- 0				

RPI S	Opponent	Score	RPI S	Opponent	Score	RPI S	Opponent	Score	RPI S	Opponent	Score	Team's RPI: 162
11	A Maryland	41 97	32	A St. Bonaventure	73 84	72	H Michigan	61 88	102	H Wright St.	71 89	
18	A Michigan St.	42 81							110	H Eastern Mich.	68 85	
22	A Green Bay	36 58							124	A Youngstown St.	69 68	
									124	H Youngstown St.	70 72	
									125	A Western Mich.	66 70	
									149	H Northern Ky.	66 65	
									176	A Milwaukee	89 79	
									207	H Oakland	73 79	
									209	A Valparaiso	72 66	
									212	H Cincinnati	77 68	
									219	A Ill.-Chicago	89 80	
									289	H Niagara	80 75	
									301	A Cleveland St.	66 60	
									301	H Cleveland St.	82 68	
									314	H Bradley	67 75	
									333	H IPFW	64 63	
LAST 12 Division I GAMES:												
124	A Youngstown St.	69 68	102	H Wright St.	71 89							
301	A Cleveland St.	66 60	219	A Ill.-Chicago	89 80							
22	A Green Bay	36 58	209	A Valparaiso	72 66							
176	A Milwaukee	89 79	301	H Cleveland St.	82 68							
207	H Oakland	73 79	124	H Youngstown St.	70 72							
149	H Northern Ky.	66 65	110	H Eastern Mich.	68 85							

Non-Div I Games: Salem Int'l 81 50

Detroit

Average RPI Win: 204	WON-LOST	WINNING	LAST 10	STRENGTH OF	OPP. STRENGTH	TEAM	ADJ.	CONF.	ADJ CONF.
Average RPI Loss: 112	RECORD	PCT. RANK	GAMES	SCHEDULE	OF SCHEDULE	RPI	RPI	RPI	RPI
DIV. I ONLY	14- 6	72	8- 2	203	128	106	106	21	21
DIV. I NON-CONF.	6- 4	125	0- 2	99	51	86	86	17	17
TOTALS	RPI 1-25	RPI 26-50	W-L RECORDS	RPI 51-100	RPI 101-150	RPI 150+			
14- 6	0- 1	0- 1	OVERALL	2- 1	3- 2	9- 1			
7- 3	0- 1	0- 0	HOME	1- 0	2- 2	4- 0			
6- 3	0- 0	0- 1	AWAY	1- 1	1- 0	4- 1			
1- 0	0- 0	0- 0	NEUTRAL	0- 0	0- 0	1- 0			
6- 4	0- 1	0- 1	NON-CONFERENCE	1- 1	2- 0	3- 1			
3- 1	0- 1	0- 0	HOME	1- 0	2- 0	0- 0			
2- 3	0- 0	0- 1	AWAY	0- 1	0- 0	2- 1			
1- 0	0- 0	0- 0	NEUTRAL	0- 0	0- 0	1- 0			
8- 2	0- 0	0- 0	CONFERENCE	1- 0	1- 2	6- 0			
4- 2	0- 0	0- 0	HOME	0- 0	0- 2	4- 0			
4- 0	0- 0	0- 0	AWAY	1- 0	1- 0	2- 0			
0- 0	0- 0	0- 0	NEUTRAL	0- 0	0- 0	0- 0			

RPI 1-25				RPI 26-50				RPI 51-100				RPI 101+ Team's RPI: 106			
RPI	S	Opponent	Score	RPI	S	Opponent	Score	RPI	S	Opponent	Score	RPI	S	Opponent	Score
22	H	Green Bay	61 86	43	A	Iowa	76 89	88	A	South Dakota	87 92	114	H	Creighton	81 72
								91	A	Missouri St.	82 75	118	H	UNI	73 79
								94	H	Iowa St.	74 70	126	H	North Dakota	73 63
												142	A	Loyola Chicago	81 65
												144	H	Southern Ill.	67 77
												158	A	Wisconsin	89 70
												178	A	UNLV	76 68
												180	N	Tulsa	91 80
												249	H	Indiana St.	80 55
												256	A	Northern Ill.	73 87
												287	A	Wichita St.	87 56
												287	H	Wichita St.	81 59
												314	A	Bradley	76 64
												317	H	Illinois St.	76 41
												318	H	Evansville	94 52
LAST 12 Division I GAMES:															
287	H	Wichita St.	81 59	287	A	Wichita St.	87 56	287	A	Wichita St.	87 56				
142	A	Loyola Chicago	81 65	91	A	Missouri St.	82 75	91	A	Missouri St.	82 75				
314	A	Bradley	76 64	318	H	Evansville	94 52	318	H	Evansville	94 52				
118	H	UNI	73 79	144	H	Southern Ill.	67 77	144	H	Southern Ill.	67 77				
317	H	Illinois St.	76 41	43	A	Iowa	76 89	43	A	Iowa	76 89				
249	H	Indiana St.	80 55	256	A	Northern Ill.	73 87	256	A	Northern Ill.	73 87				

Non-Div I Games: William Penn 100 61

Drake

■ Loss,
 ■ Non-Conf,
 ■ S Site,
 ■ H Home
 ■ A Away
 N Neutral

Average RPI Win:	156	WON-LOST	WINNING	LAST 10	STRENGTH OF	OPP. STRENGTH	TEAM	ADJ.	CONF.	ADJ CONF.
Average RPI Loss:	87	RECORD	PCT. RANK	GAMES	SCHEDULE	OF SCHEDULE	RPI	RPI	RPI	RPI
DIV. I ONLY	12- 9	129	8- 2	46	100	75	75	13	13	
DIV. I NON-CONF.	4- 7	222	1- 1	16	41	121	121	12	12	
TOTALS	RPI 1-25	RPI 26-50	W-L RECORDS	RPI 51-100	RPI 101-150	RPI 150+				
12- 9	0- 0	1- 3	OVERALL	2- 4	2- 0	7- 2				
7- 2	0- 0	1- 0	HOME	2- 1	1- 0	3- 1				
5- 5	0- 0	0- 3	AWAY	0- 2	1- 0	4- 0				
0- 2	0- 0	0- 0	NEUTRAL	0- 1	0- 0	0- 1				
4- 7	0- 0	1- 3	NON-CONFERENCE	0- 3	2- 0	1- 1				
3- 1	0- 0	1- 0	HOME	0- 1	1- 0	1- 0				
1- 4	0- 0	0- 3	AWAY	0- 1	1- 0	0- 0				
0- 2	0- 0	0- 0	NEUTRAL	0- 1	0- 0	0- 1				
8- 2	0- 0	0- 0	CONFERENCE	2- 1	0- 0	6- 1				
4- 1	0- 0	0- 0	HOME	2- 0	0- 0	2- 1				
4- 1	0- 0	0- 0	AWAY	0- 1	0- 0	4- 0				
0- 0	0- 0	0- 0	NEUTRAL	0- 0	0- 0	0- 0				

RPI S	Opponent	Score	RPI S	Opponent	Score	RPI S	Opponent	Score	RPI S	Opponent	Score
30	A Syracuse	62 83	32	H St. Bonaventure	58 46	51	H Vanderbilt	64 74	109	H Quinnipiac	62 49
41	A Penn	67 72	45	A South Fla.	58 73	55	A James Madison	56 67	143	A Hampton	57 36
						64	N Villanova	55 67	179	A Delaware	54 53
						77	H Hofstra	67 64	179	H Delaware	47 43
						78	H Elon	74 31	182	A William & Mary	67 50
						87	A Saint Joseph's	46 53	184	H Col. of Charleston	66 54
									187	A Northeastern	53 49
									187	H Northeastern	65 73
									221	N Montana	50 58
									253	A UNCW	71 57
									266	H Dartmouth	69 53
LAST 12 Division I GAMES:											
253	A UNCW	71 57	55	A James Madison	56 67						
179	H Delaware	47 43	182	A William & Mary	67 50						
77	H Hofstra	67 64	187	H Northeastern	65 73						
187	A Northeastern	53 49	184	H Col. of Charleston	66 54						
179	A Delaware	54 53	30	A Syracuse	62 83						
78	H Elon	74 31	109	H Quinnipiac	62 49						

Non-Div I Games:

Drexel

■ Loss,
■ Non-Conf,
■ S Site,
■ H Home
■ A Away
N Neutral

Average RPI Win:	155	WON-LOST	WINNING	LAST 10	STRENGTH OF	OPP. STRENGTH	TEAM	ADJ.	CONF.	ADJ CONF.
Average RPI Loss:	17	RECORD	PCT. RANK	GAMES	SCHEDULE	OF SCHEDULE	RPI	RPI	RPI	RPI
DIV. I ONLY	17- 7	70	6- 4	39	28	39	39	5	5	
DIV. I NON-CONF.	11- 3	54	2- 0	47	48	25	25	5	5	
TOTALS	RPI 1-25	RPI 26-50	W-L RECORDS	RPI 51-100	RPI 101-150	RPI 150+				
17- 7	0- 5	1- 2	OVERALL	5- 0	5- 0	6- 0				
11- 3	0- 2	0- 1	HOME	4- 0	3- 0	4- 0				
3- 4	0- 3	1- 1	AWAY	0- 0	1- 0	1- 0				
3- 0	0- 0	0- 0	NEUTRAL	1- 0	1- 0	1- 0				
11- 3	0- 3	1- 0	NON-CONFERENCE	3- 0	2- 0	5- 0				
7- 1	0- 1	0- 0	HOME	2- 0	1- 0	4- 0				
1- 2	0- 2	1- 0	AWAY	0- 0	0- 0	0- 0				
3- 0	0- 0	0- 0	NEUTRAL	1- 0	1- 0	1- 0				
6- 4	0- 2	0- 2	CONFERENCE	2- 0	3- 0	1- 0				
4- 2	0- 1	0- 1	HOME	2- 0	2- 0	0- 0				
2- 2	0- 1	0- 1	AWAY	0- 0	1- 0	1- 0				
0- 0	0- 0	0- 0	NEUTRAL	0- 0	0- 0	0- 0				

RPI 1-25				RPI 26-50				Team's RPI: 39				RPI 51-100				RPI 101+			
RPI	S	Opponent	Score	RPI	S	Opponent	Score	RPI	S	Opponent	Score	RPI	S	Opponent	Score	RPI	S	Opponent	Score
1	H	Notre Dame	61 68	30	A	Syracuse	50 86	70	H	Army West Point	72 61	104	H	Liberty	79 41				
2	A	South Carolina	55 66	34	H	North Carolina St.	62 65	85	H	Virginia	67 52	115	H	North Carolina	71 55				
15	A	Louisville	48 65	41	A	Penn	57 50	90	H	Boston College	71 51	133	H	Wake Forest	95 68				
16	A	Kentucky	61 71					94	N	Iowa St.	86 48	135	N	Idaho	74 68				
19	H	Texas A&M	66 72					98	H	Minnesota	84 64	148	A	Pittsburgh	70 48				
												189	N	Texas St.	85 34				
												237	H	Massachusetts	70 46				
												244	A	Clemson	72 43				
												253	H	UNCW	78 56				
												294	H	Western Caro.	84 47				
												313	H	Winthrop	78 50				
LAST 12 Division I GAMES:																			
				85	H	Virginia	67 52	34	H	North Carolina St.	62 65								
				1	H	Notre Dame	61 68	15	A	Louisville	48 65								
				148	A	Pittsburgh	70 48	133	H	Wake Forest	95 68								
				115	H	North Carolina	71 55	30	A	Syracuse	50 86								
				244	A	Clemson	72 43	253	H	UNCW	78 56								
				90	H	Boston College	71 51	294	H	Western Caro.	84 47								

Non-Div I Games:

Duke

■ Loss,
■ Non-Conf, S Site,
■ Home
■ Away
N Neutral

Average RPI Win: 175	WON-LOST	WINNING	LAST 10	STRENGTH OF	OPP. STRENGTH	TEAM	ADJ.	CONF.	ADJ CONF.
Average RPI Loss: 43	RECORD	PCT. RANK	GAMES	SCHEDULE	OF SCHEDULE	RPI	RPI	RPI	RPI
DIV. I ONLY	20- 2	8	9- 1	116	132	27	27	7	7
DIV. I NON-CONF.	11- 1	16	2- 0	182	241	35	35	8	8
TOTALS	RPI 1-25	RPI 26-50	W-L RECORDS	RPI 51-100	RPI 101-150	RPI 150+			
20- 2	0- 0	4- 2	OVERALL	2- 0	2- 0	12- 0			
8- 1	0- 0	4- 1	HOME	0- 0	0- 0	4- 0			
11- 1	0- 0	0- 1	AWAY	2- 0	2- 0	7- 0			
1- 0	0- 0	0- 0	NEUTRAL	0- 0	0- 0	1- 0			
11- 1	0- 0	2- 1	NON-CONFERENCE	1- 0	2- 0	6- 0			
4- 0	0- 0	2- 0	HOME	0- 0	0- 0	2- 0			
6- 1	0- 0	0- 1	AWAY	1- 0	2- 0	3- 0			
1- 0	0- 0	0- 0	NEUTRAL	0- 0	0- 0	1- 0			
9- 1	0- 0	2- 1	CONFERENCE	1- 0	0- 0	6- 0			
4- 1	0- 0	2- 1	HOME	0- 0	0- 0	2- 0			
5- 0	0- 0	0- 0	AWAY	1- 0	0- 0	4- 0			
0- 0	0- 0	0- 0	NEUTRAL	0- 0	0- 0	0- 0			

RPI 1-25				RPI 26-50				Team's RPI: 27				RPI 51-100				RPI 101+			
RPI	S	Opponent	Score	RPI	S	Opponent	Score	RPI	S	Opponent	Score	RPI	S	Opponent	Score	RPI	S	Opponent	Score
				32	H	St. Bonaventure	74 62		84	A	Central Mich.	68 49		132	A	Buffalo	79 62		
				35	H	Ohio	64 47		96	A	VCU	71 67		148	A	Pittsburgh	79 65		
				36	H	George Washington	52 70							151	H	Fordham	55 40		
				40	H	St. John's (NY)	76 57							168	A	Davidson	77 62		
				48	H	Dayton	89 58							183	A	George Mason	72 56		
				50	A	Princeton	66 94							191	A	Rhode Island	79 70		
														193	A	New Mexico	78 69		
														206	A	Richmond	65 44		
														237	H	Massachusetts	73 64		
														275	N	N.C. A&T	81 67		
														298	H	UMES	95 59		
														324	A	Lafayette	73 65		
														329	A	Saint Peter's	63 38		
														334	H	Howard	86 62		
LAST 12 Division I GAMES:																			
				168	A	Davidson	77 62		191	A	Rhode Island	79 70							
				237	H	Massachusetts	73 64		151	H	Fordham	55 40							
				96	A	VCU	71 67		183	A	George Mason	72 56							
				206	A	Richmond	65 44		48	H	Dayton	89 58							
				32	H	St. Bonaventure	74 62		148	A	Pittsburgh	79 65							
				36	H	George Washington	52 70		40	H	St. John's (NY)	76 57							

Non-Div I Games: Slippery Rock 79 54

Duquesne

■ Loss,
■ Non-Conf, S Site,
■ Home
■ Away
N Neutral

Average RPI Win: 232	WON-LOST	WINNING	LAST 10	STRENGTH OF	OPP. STRENGTH	TEAM	ADJ.	CONF.	ADJ CONF.
Average RPI Loss: 124	RECORD	PCT. RANK	GAMES	SCHEDULE	OF SCHEDULE	RPI	RPI	RPI	RPI
DIV. I ONLY	11- 10	156	6- 3	195	160	153	153	17	17
DIV. I NON-CONF.	5- 7	198	1- 1	150	122	145	145	16	16
<hr/>									
TOTALS	RPI 1-25	RPI 26-50	W-L RECORDS	RPI 51-100	RPI 101-150	RPI 150+			
11- 10	0- 1	0- 0	OVERALL	0- 3	2- 3	9- 3			
7- 1	0- 0	0- 0	HOME	0- 1	1- 0	6- 0			
4- 9	0- 1	0- 0	AWAY	0- 2	1- 3	3- 3			
0- 0	0- 0	0- 0	NEUTRAL	0- 0	0- 0	0- 0			
5- 7	0- 1	0- 0	NON-CONFERENCE	0- 2	1- 2	4- 2			
3- 0	0- 0	0- 0	HOME	0- 0	1- 0	2- 0			
2- 7	0- 1	0- 0	AWAY	0- 2	0- 2	2- 2			
0- 0	0- 0	0- 0	NEUTRAL	0- 0	0- 0	0- 0			
6- 3	0- 0	0- 0	CONFERENCE	0- 1	1- 1	5- 1			
4- 1	0- 0	0- 0	HOME	0- 1	0- 0	4- 0			
2- 2	0- 0	0- 0	AWAY	0- 0	1- 1	1- 1			
0- 0	0- 0	0- 0	NEUTRAL	0- 0	0- 0	0- 0			

RPI 1-25				RPI 26-50				RPI 51-100				RPI 101+ Team's RPI: 153			
RPI	S	Opponent	Score	RPI	S	Opponent	Score	RPI	S	Opponent	Score	RPI	S	Opponent	Score
13	A	Tennessee	49 85					51	A	Vanderbilt	39 65	119	A	Iona	50 56
								58	H	Chattanooga	57 65	123	A	Samford	47 55
								78	A	Elon	38 50	130	A	Mercer	55 53
												133	A	Wake Forest	52 69
												146	H	UNC Asheville	74 68
												156	A	Old Dominion	56 52
												168	A	Davidson	65 58
												208	A	Eastern Ky.	41 64
												216	A	Furman	77 81
												216	H	Furman	68 64
												238	A	Appalachian St.	52 70
												265	H	Austin Peay	80 76
												282	H	Campbell	70 55
												285	H	UNCG	89 73
												294	H	Western Caro.	74 62
												303	A	Wofford	70 54
												303	H	Wofford	70 69
<hr/>															
LAST 12 Division I GAMES:															
216	H	Furman	68 64	285	H	UNCG	89 73								
303	H	Wofford	70 69	303	A	Wofford	70 54								
58	H	Chattanooga	57 65	216	A	Furman	77 81								
130	A	Mercer	55 53	119	A	Iona	50 56								
123	A	Samford	47 55	265	H	Austin Peay	80 76								
294	H	Western Caro.	74 62	168	A	Davidson	65 58								

Non-Div I Games: Armstrong St. 62 52 Lees-McRae 73 46 Brevard 69 46

ETSU

Loss, Non-Conf, S Site, H Home A Away N Neutral

East Carolina

Through Games Of Feb. 6, 2016

Average RPI Win:	238	WON-LOST	WINNING	LAST 10	STRENGTH OF	OPP. STRENGTH	TEAM	ADJ.	CONF.	ADJ CONF.
Average RPI Loss:	73	RECORD	PCT. RANK	GAMES	SCHEDULE	OF SCHEDULE	RPI	RPI	RPI	RPI
DIV. I ONLY	9- 14	237	3- 7	77	103	165	165	8	8	
DIV. I NON-CONF.	6- 6	160	0- 1	45	203	111	111	7	7	
TOTALS	RPI 1-25	RPI 26-50	W-L RECORDS	RPI 51-100	RPI 101-150	RPI 150+				
9- 14	0- 2	0- 3	OVERALL	0- 6	0- 1	9- 2				
4- 4	0- 0	0- 1	HOME	0- 2	0- 0	4- 1				
3- 5	0- 1	0- 1	AWAY	0- 2	0- 0	3- 1				
2- 5	0- 1	0- 1	NEUTRAL	0- 2	0- 1	2- 0				
6- 6	0- 1	0- 1	NON-CONFERENCE	0- 3	0- 1	6- 0				
2- 0	0- 0	0- 0	HOME	0- 0	0- 0	2- 0				
2- 1	0- 0	0- 0	AWAY	0- 1	0- 0	2- 0				
2- 5	0- 1	0- 1	NEUTRAL	0- 2	0- 1	2- 0				
3- 8	0- 1	0- 2	CONFERENCE	0- 3	0- 0	3- 2				
2- 4	0- 0	0- 1	HOME	0- 2	0- 0	2- 1				
1- 4	0- 1	0- 1	AWAY	0- 1	0- 0	1- 1				
0- 0	0- 0	0- 0	NEUTRAL	0- 0	0- 0	0- 0				

RPI 1-25				RPI 26-50				RPI 51-100				RPI 101+ Team's RPI: 165			
RPI	S	Opponent	Score	RPI	S	Opponent	Score	RPI	S	Opponent	Score	RPI	S	Opponent	Score
2	N	South Carolina	57 88	35	N	Ohio	61 64	58	N	Chattanooga	61 72	114	N	Creighton	66 91
3	A	UConn	46 92	45	A	South Fla.	54 75	59	H	Temple	63 83	179	A	Delaware	68 58
				45	H	South Fla.	59 61	61	A	Auburn	69 83	180	A	Tulsa	79 81
								79	N	Northwestern	75 78	180	H	Tulsa	54 55
								82	A	Tulane	73 78	181	N	Eastern Wash.	80 62
								82	H	Tulane	51 66	186	N	UTRGV	70 59
												212	H	Cincinnati	63 60
												220	H	Presbyterian	84 57
												243	H	Houston	76 70
												261	A	UCF	71 56
												326	A	A&M-Corpus Christi	82 46
												332	H	Alcorn	87 58
LAST 12 Division I GAMES:															
		3	A	UConn	46	92				243	H	Houston	76	70	
		180	H	Tulsa	54	55				261	A	UCF	71	56	
		59	H	Temple	63	83				82	H	Tulane	51	66	
		82	A	Tulane	73	78				45	H	South Fla.	59	61	
		212	H	Cincinnati	63	60				180	A	Tulsa	79	81	
		45	A	South Fla.	54	75				2	N	South Carolina	57	88	

Non-Div I Games:

East Carolina

Loss, Non-Conf, S Site, H Home A Away N Neutral

Average RPI Win: 156	WON-LOST	WINNING	LAST 10	STRENGTH OF	OPP. STRENGTH	TEAM	ADJ.	CONF.	ADJ CONF.
Average RPI Loss: 207	RECORD	PCT. RANK	GAMES	SCHEDULE	OF SCHEDULE	RPI	RPI	RPI	RPI
DIV. I ONLY	2- 21	344	1- 9	232	296	337	337	24	24
DIV. I NON-CONF.	1- 11	336	0- 1	177	313	324	324	23	23
TOTALS	RPI 1-25	RPI 26-50	W-L RECORDS	RPI 51-100	RPI 101-150	RPI 150+			
2- 21	0- 0	0- 0	OVERALL	0- 2	1- 3	1- 16			
2- 8	0- 0	0- 0	HOME	0- 1	1- 1	1- 6			
0- 13	0- 0	0- 0	AWAY	0- 1	0- 2	0- 10			
0- 0	0- 0	0- 0	NEUTRAL	0- 0	0- 0	0- 0			
1- 11	0- 0	0- 0	NON-CONFERENCE	0- 1	1- 2	0- 8			
1- 4	0- 0	0- 0	HOME	0- 0	1- 1	0- 3			
0- 7	0- 0	0- 0	AWAY	0- 1	0- 1	0- 5			
0- 0	0- 0	0- 0	NEUTRAL	0- 0	0- 0	0- 0			
1- 10	0- 0	0- 0	CONFERENCE	0- 1	0- 1	1- 8			
1- 4	0- 0	0- 0	HOME	0- 1	0- 0	1- 3			
0- 6	0- 0	0- 0	AWAY	0- 0	0- 1	0- 5			
0- 0	0- 0	0- 0	NEUTRAL	0- 0	0- 0	0- 0			

RPI 1-25			RPI 26-50			RPI 51-100			RPI 101+			Team's RPI: 337
RPI	S	Opponent	Score	RPI	S	Opponent	Score	RPI	S	Opponent	Score	
								83	A	Saint Louis	47	78
								89	H	UT Martin	39	65

Non-Div I Games:

Eastern Ill.

■ Loss,
 ■ Non-Conf,
 ■ S Site,
 ■ H Home
 ■ A Away
 N Neutral

Eastern Ky.

Through Games Of Feb. 6, 2016

Average RPI Win:	244	WON-LOST	WINNING	LAST 10	STRENGTH OF	OPP. STRENGTH	TEAM	ADJ.	CONF.	ADJ CONF.
Average RPI Loss:	158	RECORD	PCT. RANK	GAMES	SCHEDULE	OF SCHEDULE	RPI	RPI	RPI	RPI
DIV. I ONLY	10- 10	168	6- 4	244	241	208	208	24	24	
DIV. I NON-CONF.	4- 5	193	0- 0	131	188	163	163	23	23	
TOTALS	RPI 1-25	RPI 26-50	W-L RECORDS	RPI 51-100	RPI 101-150	RPI 150+				
10- 10	0- 0	0- 1	OVERALL	1- 2	0- 2	9- 5				
6- 3	0- 0	0- 0	HOME	1- 0	0- 1	5- 2				
3- 6	0- 0	0- 0	AWAY	0- 2	0- 1	3- 3				
1- 1	0- 0	0- 1	NEUTRAL	0- 0	0- 0	1- 0				
4- 5	0- 0	0- 1	NON-CONFERENCE	0- 2	0- 1	4- 1				
2- 1	0- 0	0- 0	HOME	0- 0	0- 1	2- 0				
1- 3	0- 0	0- 0	AWAY	0- 2	0- 0	1- 1				
1- 1	0- 0	0- 1	NEUTRAL	0- 0	0- 0	1- 0				
6- 5	0- 0	0- 0	CONFERENCE	1- 0	0- 1	5- 4				
4- 2	0- 0	0- 0	HOME	1- 0	0- 0	3- 2				
2- 3	0- 0	0- 0	AWAY	0- 0	0- 1	2- 2				
0- 0	0- 0	0- 0	NEUTRAL	0- 0	0- 0	0- 0				

RPI 1-25				RPI 26-50				RPI 51-100				RPI 101+				Team's RPI: 208
RPI	S	Opponent	Score	RPI	S	Opponent	Score	RPI	S	Opponent	Score	RPI	S	Opponent	Score	
				34	N	North Carolina St.	62 73	56	A	Western Ky.	60 76	102	H	Wright St.	69 71	
								89	H	UT Martin	70 61	112	A	Belmont	61 72	
								91	A	Missouri St.	63 87	153	H	ETSU	64 41	
												155	A	SIUE	74 89	
												200	H	Southeast Mo. St.	56 55	
												206	A	Richmond	62 81	
												246	A	Tennessee St.	70 66	
												251	A	Miami (OH)	77 72	
												265	A	Austin Peay	66 94	
												277	H	Jacksonville St.	54 56	
												280	H	Tennessee Tech	72 77	
												286	N	Saint Francis (PA)	88 82	
												290	H	Murray St.	72 60	
												294	H	Western Caro.	91 62	
												296	H	Morehead St.	100 93	
												337	A	Eastern Ill.	75 56	
LAST 12 Division I GAMES:																
				112	A	Belmont	61 72	155	A	SIUE	74 89					
				246	A	Tennessee St.	70 66	337	A	Eastern Ill.	75 56					
				296	H	Morehead St.	100 93	200	H	Southeast Mo. St.	56 55					
				277	H	Jacksonville St.	54 56	89	H	UT Martin	70 61					
				280	H	Tennessee Tech	72 77	265	A	Austin Peay	66 94					
				290	H	Murray St.	72 60	286	N	Saint Francis (PA)	88 82					

Non-Div I Games: Cincinnati Christian 112 34 Davis & Elkins 73 58

Eastern Ky.

Loss, Non-Conf, S Site, H Home A Away N Neutral

Average RPI Win:	192	WON-LOST	WINNING	LAST 10	STRENGTH OF	OPP. STRENGTH	TEAM	ADJ.	CONF.	ADJ CONF.
Average RPI Loss:	87	RECORD	PCT. RANK	GAMES	SCHEDULE	OF SCHEDULE	RPI	RPI	RPI	RPI
DIV. I ONLY	12- 8	115	4- 6	142	114	110	110	11	11	
DIV. I NON-CONF.	7- 2	57	1- 0	199	105	64	64	13	13	
TOTALS	RPI 1-25	RPI 26-50	W-L RECORDS	RPI 51-100	RPI 101-150	RPI 150+				
12- 8	0- 1	0- 1	OVERALL	1- 3	4- 2	7- 1				
7- 3	0- 0	0- 1	HOME	1- 1	3- 1	3- 0				
5- 4	0- 1	0- 0	AWAY	0- 1	1- 1	4- 1				
0- 1	0- 0	0- 0	NEUTRAL	0- 1	0- 0	0- 0				
7- 2	0- 1	0- 0	NON-CONFERENCE	1- 1	1- 0	5- 0				
3- 0	0- 0	0- 0	HOME	1- 0	0- 0	2- 0				
4- 1	0- 1	0- 0	AWAY	0- 0	1- 0	3- 0				
0- 1	0- 0	0- 0	NEUTRAL	0- 1	0- 0	0- 0				
5- 6	0- 0	0- 1	CONFERENCE	0- 2	3- 2	2- 1				
4- 3	0- 0	0- 1	HOME	0- 1	3- 1	1- 0				
1- 3	0- 0	0- 0	AWAY	0- 1	0- 1	1- 1				
0- 0	0- 0	0- 0	NEUTRAL	0- 0	0- 0	0- 0				

RPI 1-25				RPI 26-50				RPI 51-100				RPI 101+				Team's RPI: 110
RPI	S	Opponent	Score	RPI	S	Opponent	Score	RPI	S	Opponent	Score	RPI	S	Opponent	Score	
16	A	Kentucky	67 89	35	H	Ohio	64 71	54	A	Ball St.	54 76	105	A	Akron	72 75	
								62	N	Abilene Christian	59 83	105	H	Akron	65 68	
								72	H	Michigan	64 63	108	H	Toledo	59 41	
								84	H	Central Mich.	65 66	125	H	Western Mich.	70 66	
												132	H	Buffalo	67 56	
												140	A	Harvard	85 81	
												161	H	Oral Roberts	77 69	
												162	A	Detroit	85 68	
												186	H	UTRGV	78 56	
												231	A	Bowling Green	63 67	
												256	A	Northern Ill.	87 80	
												292	A	Monmouth	78 68	
												331	H	Kent St.	72 51	
												343	A	Air Force	72 59	
LAST 12 Division I GAMES:																
125	H	Western Mich.	70 66	331	H	Kent St.	72 51									
84	H	Central Mich.	65 66	35	H	Ohio	64 71									
105	A	Akron	72 75	256	A	Northern Ill.	87 80									
231	A	Bowling Green	63 67	105	H	Akron	65 68									
108	H	Toledo	59 41	132	H	Buffalo	67 56									
54	A	Ball St.	54 76	162	A	Detroit	85 68									

Non-Div I Games: Madonna 104 45 Hillsdale 94 77

Eastern Mich.

Loss, Non-Conf, S Site, H Home A Away N Neutral

Average RPI Win: 243	WON-LOST	WINNING	LAST 10	STRENGTH OF	OPP. STRENGTH	TEAM	ADJ.	CONF.	ADJ CONF.
Average RPI Loss: 138	RECORD	PCT. RANK	GAMES	SCHEDULE	OF SCHEDULE	RPI	RPI	RPI	RPI
DIV. I ONLY	15- 7	81	9- 1	326	156	181	181	20	20
DIV. I NON-CONF.	5- 6	180	0- 1	296	163	261	261	20	20
TOTALS	RPI 1-25	RPI 26-50	W-L RECORDS	RPI 51-100	RPI 101-150	RPI 150+			
15- 7	0- 0	0- 0	OVERALL	0- 3	2- 2	13- 2			
9- 2	0- 0	0- 0	HOME	0- 1	1- 1	8- 0			
6- 2	0- 0	0- 0	AWAY	0- 0	1- 0	5- 0			
0- 3	0- 0	0- 0	NEUTRAL	0- 1	0- 1	0- 1			
5- 6	0- 0	0- 0	NON-CONFERENCE	0- 3	0- 2	5- 1			
3- 2	0- 0	0- 0	HOME	0- 1	0- 1	3- 0			
2- 1	0- 0	0- 0	AWAY	0- 1	0- 0	2- 0			
0- 3	0- 0	0- 0	NEUTRAL	0- 1	0- 1	0- 1			
10- 1	0- 0	0- 0	CONFERENCE	0- 0	2- 0	8- 1			
6- 0	0- 0	0- 0	HOME	0- 0	1- 0	5- 0			
4- 1	0- 0	0- 0	AWAY	0- 0	1- 0	3- 1			
0- 0	0- 0	0- 0	NEUTRAL	0- 0	0- 0	0- 0			

RPI 1-25				RPI 26-50				RPI 51-100				RPI 101+ Team's RPI: 181			
RPI	S	Opponent	Score	RPI	S	Opponent	Score	RPI	S	Opponent	Score	RPI	S	Opponent	Score
								62	H	Abilene Christian	60 72	114	N	Creighton	60 66
								79	N	Northwestern	70 74	126	H	North Dakota	60 57
								92	A	Gonzaga	56 78	129	H	Boise St.	79 84
												135	A	Idaho	74 66
												159	H	Montana St.	81 69
												165	N	East Carolina	62 80
												166	H	Northern Colo.	59 55
												210	A	Sacramento St.	100 83
												214	H	Utah Valley	68 64
												221	H	Montana	67 65
												255	A	Northern Ariz.	81 71
												255	H	Northern Ariz.	72 65
												281	H	CSUN	70 59
												287	A	Wichita St.	67 62
												323	A	Portland St.	79 81
												328	A	Southern Utah	85 82
												328	H	Southern Utah	64 53
												341	A	Cal St. Fullerton	68 57
												343	H	Air Force	65 44
LAST 12 Division I GAMES:															
328	H	Southern Utah	64 53	255	A	Northern Ariz.	81 71								
255	H	Northern Ariz.	72 65	328	A	Southern Utah	85 82								
210	A	Sacramento St.	100 83	135	A	Idaho	74 66								
323	A	Portland St.	79 81	126	H	North Dakota	60 57								
221	H	Montana	67 65	166	H	Northern Colo.	59 55								
159	H	Montana St.	81 69	129	H	Boise St.	79 84								

Non-Div I Games: Eastern Ore. 64 40

Eastern Wash.

■ Loss,
 ■ Non-Conf,
 ■ S Site,
 ■ H Home
 ■ A Away
 N Neutral

Average RPI Win:	176	WON-LOST	WINNING	LAST 10	STRENGTH OF	OPP. STRENGTH	TEAM	ADJ.	CONF.	ADJ CONF.
Average RPI Loss:	113	RECORD	PCT. RANK	GAMES	SCHEDULE	OF SCHEDULE	RPI	RPI	RPI	RPI
DIV. I ONLY	12- 8	115	6- 4	91	101	78	78	13	13	
DIV. I NON-CONF.	6- 4	125	0- 2	69	60	50	50	12	12	
TOTALS	RPI 1-25	RPI 26-50	W-L RECORDS	RPI 51-100	RPI 101-150	RPI 150+				
12- 8	0- 1	1- 1	OVERALL	2- 3	0- 1	9- 2				
7- 1	0- 0	0- 0	HOME	2- 1	0- 0	5- 0				
5- 7	0- 1	1- 1	AWAY	0- 2	0- 1	4- 2				
0- 0	0- 0	0- 0	NEUTRAL	0- 0	0- 0	0- 0				
6- 4	0- 1	1- 1	NON-CONFERENCE	1- 0	0- 1	4- 1				
3- 0	0- 0	0- 0	HOME	1- 0	0- 0	2- 0				
3- 4	0- 1	1- 1	AWAY	0- 0	0- 1	2- 1				
0- 0	0- 0	0- 0	NEUTRAL	0- 0	0- 0	0- 0				
6- 4	0- 0	0- 0	CONFERENCE	1- 3	0- 0	5- 1				
4- 1	0- 0	0- 0	HOME	1- 1	0- 0	3- 0				
2- 3	0- 0	0- 0	AWAY	0- 2	0- 0	2- 1				
0- 0	0- 0	0- 0	NEUTRAL	0- 0	0- 0	0- 0				

RPI 1-25				RPI 26-50				RPI 51-100				RPI 101+			
RPI	S	Opponent	Score	RPI	S	Opponent	Score	RPI	S	Opponent	Score	RPI	S	Opponent	Score
2	A	South Carolina	63 78	34	A	North Carolina St.	69 66	55	H	James Madison	76 81	104	A	Liberty	63 72
				38	A	West Virginia	57 67	75	A	Drexel	31 74	153	H	ETSU	50 38
								77	A	Hofstra	49 59	182	H	William & Mary	73 51
								77	H	Hofstra	61 60	184	H	Col. of Charleston	52 41
								93	H	Charlotte	90 83	187	A	Northeastern	56 54
												216	A	Furman	65 55
												229	H	High Point	80 69
												253	A	UNCW	67 60
												253	H	UNCW	70 53
												254	A	American	62 54
												259	A	Navy	70 73
												293	A	Towson	78 85
LAST 12 Division I GAMES:															
182	H	William & Mary	73 51	293	A	Towson	78 85	55	H	James Madison	76 81				
77	A	Hofstra	49 59	77	H	Hofstra	61 60	253	A	UNCW	67 60				
187	A	Northeastern	56 54	38	A	West Virginia	57 67	2	A	South Carolina	63 78				
253	H	UNCW	70 53												
184	H	Col. of Charleston	52 41												
75	A	Drexel	31 74												

Non-Div I Games: Lenoir-Rhyne 67 29

Elon

Average RPI Win:	308	WON-LOST	WINNING	LAST 10	STRENGTH OF	OPP. STRENGTH	TEAM	ADJ.	CONF.	ADJ CONF.
Average RPI Loss:	170	RECORD	PCT. RANK	GAMES	SCHEDULE	OF SCHEDULE	RPI	RPI	RPI	RPI
DIV. I ONLY	2- 19	339	1- 9	158	271	318	318	21	21	
DIV. I NON-CONF.	1- 10	330	0- 2	62	315	268	268	17	17	
TOTALS	RPI 1-25	RPI 26-50	W-L RECORDS	RPI 51-100	RPI 101-150	RPI 150+				
2- 19	0- 0	0- 0	OVERALL	0- 5	0- 6	2- 8				
1- 7	0- 0	0- 0	HOME	0- 2	0- 2	1- 3				
1- 10	0- 0	0- 0	AWAY	0- 2	0- 4	1- 4				
0- 2	0- 0	0- 0	NEUTRAL	0- 1	0- 0	0- 1				
1- 10	0- 0	0- 0	NON-CONFERENCE	0- 4	0- 2	1- 4				
0- 4	0- 0	0- 0	HOME	0- 2	0- 1	0- 1				
1- 4	0- 0	0- 0	AWAY	0- 1	0- 1	1- 2				
0- 2	0- 0	0- 0	NEUTRAL	0- 1	0- 0	0- 1				
1- 9	0- 0	0- 0	CONFERENCE	0- 1	0- 4	1- 4				
1- 3	0- 0	0- 0	HOME	0- 0	0- 1	1- 2				
0- 6	0- 0	0- 0	AWAY	0- 1	0- 3	0- 2				
0- 0	0- 0	0- 0	NEUTRAL	0- 0	0- 0	0- 0				

RPI S	Opponent	Score	RPI S	Opponent	Score	RPI S	Opponent	Score	RPI S	Opponent	Score	Team's RPI: 318
						54	H Ball St.	53 73	106	A Drake	52 94	
						66	A Nebraska	40 85	111	H IUPUI	62 68	
						67	N Santa Clara	44 62	118	A UNI	51 62	
						89	H UT Martin	48 75	142	H Loyola Chicago	49 63	
						91	A Missouri St.	70 77	144	A Southern Ill.	56 74	
									145	A Xavier	57 65	
									159	N Montana St.	55 81	
									231	A Bowling Green	56 74	
									249	H Indiana St.	44 59	
									251	A Miami (OH)	85 91	
									287	A Wichita St.	50 58	
									290	H Murray St.	54 73	
									301	A Cleveland St.	72 63	
									314	A Bradley	52 66	
									314	H Bradley	62 46	
									317	H Illinois St.	57 64	
LAST 12 Division I GAMES:												
314	A Bradley	52 66	314	H Bradley	62 46							
249	H Indiana St.	44 59	142	H Loyola Chicago	49 63							
317	H Illinois St.	57 64	106	A Drake	52 94							
287	A Wichita St.	50 58	118	A UNI	51 62							
91	A Missouri St.	70 77	111	H IUPUI	62 68							
144	A Southern Ill.	56 74	54	H Ball St.	53 73							

Non-Div I Games:

Evansville

Average RPI Win:	201	WON-LOST	WINNING	LAST 10	STRENGTH OF	OPP. STRENGTH	TEAM	ADJ.	CONF.	ADJ CONF.
Average RPI Loss:	70	RECORD	PCT. RANK	GAMES	SCHEDULE	OF SCHEDULE	RPI	RPI	RPI	RPI
DIV. I ONLY	19- 4	21	10- 0	163	173	74	74	28	28	
DIV. I NON-CONF.	11- 4	76	4- 0	70	83	56	56	27	27	
TOTALS	RPI 1-25	RPI 26-50	W-L RECORDS	RPI 51-100	RPI 101-150	RPI 150+				
19- 4	0- 0	1- 2	OVERALL	2- 1	4- 0	12- 1				
9- 2	0- 0	0- 0	HOME	1- 1	2- 0	6- 1				
8- 0	0- 0	1- 0	AWAY	0- 0	1- 0	6- 0				
2- 2	0- 0	0- 2	NEUTRAL	1- 0	1- 0	0- 0				
11- 4	0- 0	1- 2	NON-CONFERENCE	2- 1	4- 0	4- 1				
4- 2	0- 0	0- 0	HOME	1- 1	2- 0	1- 1				
5- 0	0- 0	1- 0	AWAY	0- 0	1- 0	3- 0				
2- 2	0- 0	0- 2	NEUTRAL	1- 0	1- 0	0- 0				
8- 0	0- 0	0- 0	CONFERENCE	0- 0	0- 0	8- 0				
5- 0	0- 0	0- 0	HOME	0- 0	0- 0	5- 0				
3- 0	0- 0	0- 0	AWAY	0- 0	0- 0	3- 0				
0- 0	0- 0	0- 0	NEUTRAL	0- 0	0- 0	0- 0				

RPI 1-25				RPI 26-50				RPI 51-100				Team's RPI: 74		RPI 101+			
RPI	S	Opponent	Score	RPI	S	Opponent	Score	RPI	S	Opponent	Score			RPI	S	Opponent	Score
				29	N	Mississippi St.	60 65	53	H	Arkansas St.	48 62			105	A	Akron	82 64
				35	N	Ohio	57 69	61	H	Auburn	52 45			109	H	Quinnipiac	71 70
				36	A	George Washington	64 60	99	N	Arizona	57 55			125	N	Western Mich.	60 42
														140	H	Harvard	74 65
														164	H	Fla. Atlantic	55 62
														170	H	Jacksonville	58 39
														177	H	Stetson	61 48
														211	H	Hartford	64 44
														234	A	Providence	50 41
														235	H	USC Upstate	54 43
														275	A	N.C. A&T	60 36
														284	A	Kennesaw St.	78 47
														291	A	North Florida	65 38
														291	H	North Florida	75 50
														310	A	FIU	81 53
														335	A	Lipscomb	71 39
														340	H	NJIT	70 37
LAST 12 Division I GAMES:																	
				291	H	North Florida	75 50	235	H	USC Upstate	54 43						
				170	H	Jacksonville	58 39	177	H	Stetson	61 48						
				291	A	North Florida	65 38	211	H	Hartford	64 44						
				284	A	Kennesaw St.	78 47	61	H	Auburn	52 45						
				335	A	Lipscomb	71 39	109	H	Quinnipiac	71 70						
				340	H	NJIT	70 37	125	N	Western Mich.	60 42						

Non-Div I Games: St. Thomas (FL) 86 33

FGCU

■ Loss,
 ■ Non-Conf, S Site,
 ■ Home
 ■ Away
 N Neutral

Average RPI Win:	262	WON-LOST	WINNING	LAST 10	STRENGTH OF	OPP. STRENGTH	TEAM	ADJ.	CONF.	ADJ CONF.
Average RPI Loss:	147	RECORD	PCT. RANK	GAMES	SCHEDULE	OF SCHEDULE	RPI	RPI	RPI	RPI
DIV. I ONLY	3- 19	331	1- 9	150	155	310	310	12	12	
DIV. I NON-CONF.	2- 9	296	0- 1	271	245	336	336	10	10	
TOTALS	RPI 1-25	RPI 26-50	W-L RECORDS	RPI 51-100	RPI 101-150	RPI 150+				
3- 19	0- 1	0- 1	OVERALL	0- 5	0- 3	3- 9				
3- 10	0- 1	0- 0	HOME	0- 4	0- 2	3- 3				
0- 9	0- 0	0- 0	AWAY	0- 0	0- 0	0- 2				
0- 0	0- 0	0- 0	NEUTRAL	0- 0	0- 0	0- 0				
2- 9	0- 0	0- 1	NON-CONFERENCE	0- 2	0- 1	2- 5				
2- 5	0- 0	0- 0	HOME	0- 2	0- 1	2- 2				
0- 4	0- 0	0- 1	AWAY	0- 0	0- 0	0- 3				
0- 0	0- 0	0- 0	NEUTRAL	0- 0	0- 0	0- 0				
1- 10	0- 1	0- 0	CONFERENCE	0- 3	0- 2	1- 4				
1- 5	0- 1	0- 0	HOME	0- 2	0- 1	1- 1				
0- 5	0- 0	0- 0	AWAY	0- 1	0- 1	0- 3				
0- 0	0- 0	0- 0	NEUTRAL	0- 0	0- 0	0- 0				

RPI	S	Opponent	Score	RPI	S	Opponent	Score	RPI	S	Opponent	Score	RPI	S	Opponent	Score	Team's RPI: 310
25	H	UTEP	57 69	42	A	Miami (FL)	55 83	56	H	Western Ky.	69 71	133	H	Wake Forest	53 57	
								74	H	FGCU	53 81	139	H	Marshall	58 65	
								80	H	Middle Tenn.	62 85	141	A	Southern Miss.	55 82	
								81	H	Marquette	83 95	156	A	Old Dominion	49 84	
								93	A	Charlotte	74 87	163	H	UAB	72 61	
												164	A	Fla. Atlantic	82 87	
												169	A	Louisiana Tech	63 82	
												170	A	Jacksonville	44 80	
												191	H	Rhode Island	50 68	
												228	H	UTSA	52 63	
												261	A	UCF	72 89	
												287	H	Wichita St.	62 76	
												301	A	Cleveland St.	57 64	
												302	H	Florida A&M	81 65	
												321	H	UMass Lowell	71 68	
LAST 12 Division I GAMES:																
80	H	Middle Tenn.	62 85	141	A	Southern Miss.	55 82									
163	H	UAB	72 61	169	A	Louisiana Tech	63 82									
156	A	Old Dominion	49 84	139	H	Marshall	58 65									
93	A	Charlotte	74 87	56	H	Western Ky.	69 71									
25	H	UTEP	57 69	164	A	Fla. Atlantic	82 87									
228	H	UTSA	52 63	133	H	Wake Forest	53 57									

Non-Div I Games:

FIU

■ Loss,
 ■ Non-Conf, S Site,
 ■ Home
 ■ Away
 N Neutral

Average RPI Win: 258		WON-LOST	WINNING	LAST 10	STRENGTH OF	OPP. STRENGTH	TEAM	ADJ.	CONF.	ADJ CONF.
Average RPI Loss: 159		RECORD	PCT. RANK	GAMES	SCHEDULE	OF SCHEDULE	RPI	RPI	RPI	RPI
DIV. I ONLY		12- 10	149	6- 4	277	253	223	223	23	23
DIV. I NON-CONF.		5- 4	138	1- 0	147	266	165	165	24	24
TOTALS		RPI 1-25	RPI 26-50	W-L RECORDS	RPI 51-100	RPI 101-150	RPI 150+			
12- 10	0- 0		0- 2	OVERALL	0- 1	1- 2	11- 5			
7- 6	0- 0		0- 1	HOME	0- 1	1- 2	6- 2			
5- 4	0- 0		0- 1	AWAY	0- 0	0- 0	5- 3			
0- 0	0- 0		0- 0	NEUTRAL	0- 0	0- 0	0- 0			
5- 4	0- 0		0- 2	NON-CONFERENCE	0- 1	1- 0	4- 1			
4- 2	0- 0		0- 1	HOME	0- 1	1- 0	3- 0			
1- 2	0- 0		0- 1	AWAY	0- 0	0- 0	1- 1			
0- 0	0- 0		0- 0	NEUTRAL	0- 0	0- 0	0- 0			
7- 6	0- 0		0- 0	CONFERENCE	0- 0	0- 2	7- 4			
3- 4	0- 0		0- 0	HOME	0- 0	0- 2	3- 2			
4- 2	0- 0		0- 0	AWAY	0- 0	0- 0	4- 2			
0- 0	0- 0		0- 0	NEUTRAL	0- 0	0- 0	0- 0			

RPI 1-25				RPI 26-50				RPI 51-100				RPI 101+				Team's RPI: 223	
RPI	S	Opponent	Score	RPI	S	Opponent	Score	RPI	S	Opponent	Score	RPI	S	Opponent	Score		
				40	A	St. John's (NY)	54 73	77	H	Hofstra	53 67	109	H	Quinnipiac	55 64		
				49	H	Albany (NY)	50 62					119	H	Iona	46 56		
												140	H	Harvard	67 50		
												167	A	Cornell	35 59		
												175	H	Marist	57 72		
												205	A	Canisius	51 50		
												205	H	Canisius	52 48		
												236	A	Manhattan	59 57		
												236	H	Manhattan	55 70		
												257	A	Loyola Maryland	71 45		
												263	H	Sacred Heart	61 50		
												283	H	La Salle	62 59		
												289	A	Niagara	55 56		
												289	H	Niagara	61 43		
												292	A	Monmouth	68 60		
												297	A	Rider	55 39		
												297	H	Rider	63 56		
												329	A	Saint Peter's	46 56		
												333	H	IPFW	74 62		
LAST 12 Division I GAMES:																	
				289	H	Niagara	61 43	297	A	Rider	55 39						
				292	A	Monmouth	68 60	329	A	Saint Peter's	46 56						
				297	H	Rider	63 56	236	H	Manhattan	55 70						
				205	H	Canisius	52 48	289	A	Niagara	55 56						
				109	H	Quinnipiac	55 64	205	A	Canisius	51 50						
				236	A	Manhattan	59 57	140	H	Harvard	67 50						

Non-Div I Games:

Fairfield

Loss, Non-Conf, S Site, H Home A Away N Neutral

Average RPI Win:	298	WON-LOST	WINNING	LAST 10	STRENGTH OF	OPP. STRENGTH	TEAM	ADJ.	CONF.	ADJ CONF.
Average RPI Loss:	199	RECORD	PCT. RANK	GAMES	SCHEDULE	OF SCHEDULE	RPI	RPI	RPI	RPI
DIV. I ONLY	9- 15	244	5- 5	315	333	307	307	31	31	
DIV. I NON-CONF.	3- 10	277	0- 1	237	243	311	311	32	32	
TOTALS	RPI 1-25	RPI 26-50	W-L RECORDS	RPI 51-100	RPI 101-150	RPI 150+				
9- 15	0- 0	0- 1	OVERALL	0- 0	0- 5	9- 9				
6- 7	0- 0	0- 0	HOME	0- 0	0- 1	6- 6				
2- 6	0- 0	0- 1	AWAY	0- 0	0- 2	2- 3				
1- 2	0- 0	0- 0	NEUTRAL	0- 0	0- 2	1- 0				
3- 10	0- 0	0- 1	NON-CONFERENCE	0- 0	0- 5	3- 4				
2- 5	0- 0	0- 0	HOME	0- 0	0- 1	2- 4				
0- 3	0- 0	0- 1	AWAY	0- 0	0- 2	0- 0				
1- 2	0- 0	0- 0	NEUTRAL	0- 0	0- 2	1- 0				
6- 5	0- 0	0- 0	CONFERENCE	0- 0	0- 0	6- 5				
4- 2	0- 0	0- 0	HOME	0- 0	0- 0	4- 2				
2- 3	0- 0	0- 0	AWAY	0- 0	0- 0	2- 3				
0- 0	0- 0	0- 0	NEUTRAL	0- 0	0- 0	0- 0				

RPI 1-25			RPI 26-50			RPI 51-100			RPI 101+ Team's RPI: 307		
RPI	S	Opponent	Score	RPI	S	Opponent	Score	RPI	S	Opponent	Score
				38	A	West Virginia	42 91				
								103	A	Bucknell	62 72
								107	N	Yale	58 77
								115	A	North Carolina	46 64
								119	N	Iona	54 77
								147	H	Brown	48 63
								196	A	Robert Morris	83 68
								203	H	Bryant	41 70
								215	H	Siena	65 81
								227	H	Columbia	83 87
								232	N	Grand Canyon	74 68
								236	H	Manhattan	78 85
								263	A	Sacred Heart	61 72
								276	H	Central Conn. St.	75 78
								286	A	Saint Francis (PA)	67 87
								286	H	Saint Francis (PA)	73 72
								292	H	Monmouth	81 75
								321	H	UMass Lowell	67 78
								327	A	LIU Brooklyn	62 65
								327	H	LIU Brooklyn	75 58
								329	H	Saint Peter's	73 52
								338	A	Wagner	73 57
								342	H	Mt. St. Mary's	66 53
								344	H	St. Francis Brooklyn	65 61
LAST 12 Division I GAMES:											
				338	A	Wagner	73 57				
				286	H	Saint Francis (PA)	73 72				
				327	A	LIU Brooklyn	62 65				
				327	H	LIU Brooklyn	75 58				
				342	H	Mt. St. Mary's	66 53				
				286	A	Saint Francis (PA)	67 87				
				196	A	Robert Morris	83 68				
				276	H	Central Conn. St.	75 78				
				263	A	Sacred Heart	61 72				
				227	H	Columbia	83 87				
				203	H	Bryant	41 70				
				344	H	St. Francis Brooklyn	65 61				

Non-Div I Games:

Fairleigh Dickinson

■ Loss,
 ■ Non-Conf,
 ■ S Site,
 ■ H Home
 ■ A Away
 N Neutral

Average RPI Win:	209	WON-LOST	WINNING	LAST 10	STRENGTH OF	OPP. STRENGTH	TEAM	ADJ.	CONF.	ADJ CONF.
Average RPI Loss:	113	RECORD	PCT. RANK	GAMES	SCHEDULE	OF SCHEDULE	RPI	RPI	RPI	RPI
DIV. I ONLY	10- 11	184	2- 8	69	185	164	164	12	12	
DIV. I NON-CONF.	7- 3	91	1- 0	60	297	77	77	10	10	
TOTALS	RPI 1-25	RPI 26-50	W-L RECORDS	RPI 51-100	RPI 101-150	RPI 150+				
10- 11	0- 1	0- 0	OVERALL	1- 5	2- 1	7- 4				
8- 5	0- 1	0- 0	HOME	0- 3	2- 0	6- 1				
1- 6	0- 0	0- 0	AWAY	1- 2	0- 1	0- 3				
1- 0	0- 0	0- 0	NEUTRAL	0- 0	0- 0	1- 0				
7- 3	0- 0	0- 0	NON-CONFERENCE	1- 2	1- 0	5- 1				
5- 1	0- 0	0- 0	HOME	0- 1	1- 0	4- 0				
1- 2	0- 0	0- 0	AWAY	1- 1	0- 0	0- 1				
1- 0	0- 0	0- 0	NEUTRAL	0- 0	0- 0	1- 0				
3- 8	0- 1	0- 0	CONFERENCE	0- 3	1- 1	2- 3				
3- 4	0- 1	0- 0	HOME	0- 2	1- 0	2- 1				
0- 4	0- 0	0- 0	AWAY	0- 1	0- 1	0- 2				
0- 0	0- 0	0- 0	NEUTRAL	0- 0	0- 0	0- 0				

RPI 1-25				RPI 26-50				RPI 51-100				RPI 101+ Team's RPI: 164			
RPI	S	Opponent	Score	RPI	S	Opponent	Score	RPI	S	Opponent	Score	RPI	S	Opponent	Score
25	H	UTEP	66 78					52	A	Kansas St.	53 102	105	H	Akron	91 77
								56	H	Western Ky.	62 81	139	H	Marshall	84 73
								74	A	FGCU	62 55	141	A	Southern Miss.	80 89
								80	H	Middle Tenn.	73 83	156	A	Old Dominion	45 85
								88	H	South Dakota	53 76	163	H	UAB	62 67
								93	A	Charlotte	79 85	169	A	Louisiana Tech	62 65
												176	H	Milwaukee	71 67
												221	A	Montana	69 83
												228	H	UTSA	64 51
												246	N	Tennessee St.	69 64
												251	H	Miami (OH)	68 65
												252	H	Bethune-Cookman	82 60
												306	H	Delaware St.	83 55
												310	H	FIU	87 82
LAST 12 Division I GAMES:															
163	H	UAB	62 67	169	A	Louisiana Tech	62 65								
80	H	Middle Tenn.	73 83	141	A	Southern Miss.	80 89								
93	A	Charlotte	79 85	56	H	Western Ky.	62 81								
156	A	Old Dominion	45 85	139	H	Marshall	84 73								
228	H	UTSA	64 51	310	H	FIU	87 82								
25	H	UTEP	66 78	251	H	Miami (OH)	68 65								

Non-Div I Games: Keiser 74 52

Fla. Atlantic

Average RPI Win: 137		WON-LOST	WINNING	LAST 10	STRENGTH OF	OPP. STRENGTH	TEAM	ADJ.	CONF.	ADJ CONF.
Average RPI Loss: 36		RECORD	PCT. RANK	GAMES	SCHEDULE	OF SCHEDULE	RPI	RPI	RPI	RPI
DIV. I ONLY		19- 4	21	7- 3	62	27	21	21	2	2
DIV. I NON-CONF.		12- 1	10	2- 0	160	90	22	22	2	2
TOTALS		RPI 1-25	RPI 26-50		W-L RECORDS		RPI 51-100	RPI 101-150	RPI 150+	
19- 4	4- 1	1- 2		OVERALL		2- 1	4- 0	8- 0		
11- 2	3- 1	1- 1		HOME		1- 0	2- 0	4- 0		
6- 2	1- 0	0- 1		AWAY		0- 1	2- 0	3- 0		
2- 0	0- 0	0- 0		NEUTRAL		1- 0	0- 0	1- 0		
12- 1	1- 0	1- 0		NON-CONFERENCE		2- 1	0- 0	8- 0		
7- 0	1- 0	1- 0		HOME		1- 0	0- 0	4- 0		
3- 1	0- 0	0- 0		AWAY		0- 1	0- 0	3- 0		
2- 0	0- 0	0- 0		NEUTRAL		1- 0	0- 0	1- 0		
7- 3	3- 1	0- 2		CONFERENCE		0- 0	4- 0	0- 0		
4- 2	2- 1	0- 1		HOME		0- 0	2- 0	0- 0		
3- 1	1- 0	0- 1		AWAY		0- 0	2- 0	0- 0		
0- 0	0- 0	0- 0		NEUTRAL		0- 0	0- 0	0- 0		

RPI S	Opponent	Score	RPI S	Opponent	Score	RPI S	Opponent	Score	RPI S	Opponent	Score
12	H Florida St.	82 72	29	H Mississippi St.	70 76	53	H Arkansas St.	76 72	116	H LSU	53 45
13	A Tennessee	74 66	33	A Missouri	64 79	54	N Ball St.	85 79	131	H Alabama	80 72
16	H Kentucky	85 79	34	H North Carolina St.	79 72	59	A Temple	91 97	134	A Ole Miss	85 65
19	H Texas A&M	83 81							136	A Arkansas	71 66
24	H Georgia	61 71							158	A Wisconsin	91 75
									174	A Colorado	83 61
									196	H Robert Morris	79 52
									217	A South Ala.	72 60
									261	N UCF	93 79
									284	H Kennesaw St.	84 57
									286	H Saint Francis (PA)	122 65
									304	H Savannah St.	99 34
LAST 12 Division I GAMES:											
19	H Texas A&M	83 81	24	H Georgia	61 71						
16	H Kentucky	85 79	134	A Ole Miss	85 65						
136	A Arkansas	71 66	13	A Tennessee	74 66						
33	A Missouri	64 79	29	H Mississippi St.	70 76						
131	H Alabama	80 72	261	N UCF	93 79						
116	H LSU	53 45	34	H North Carolina St.	79 72						

Non-Div I Games:

Florida

Average RPI Win:	272	WON-LOST	WINNING	LAST 10	STRENGTH OF	OPP. STRENGTH	TEAM	ADJ.	CONF.	ADJ CONF.
Average RPI Loss:	223	RECORD	PCT. RANK	GAMES	SCHEDULE	OF SCHEDULE	RPI	RPI	RPI	RPI
DIV. I ONLY	9- 10	191	6- 3	347	255	302	302	30	30	
DIV. I NON-CONF.	4- 7	222	2- 2	341	151	313	313	30	30	
TOTALS	RPI 1-25	RPI 26-50	W-L RECORDS	RPI 51-100	RPI 101-150	RPI 150+				
9- 10	0- 0	0- 1	OVERALL	0- 0	1- 2	8- 7				
4- 4	0- 0	0- 0	HOME	0- 0	0- 1	4- 3				
3- 5	0- 0	0- 1	AWAY	0- 0	1- 1	2- 3				
2- 1	0- 0	0- 0	NEUTRAL	0- 0	0- 0	2- 1				
4- 7	0- 0	0- 1	NON-CONFERENCE	0- 0	0- 2	4- 4				
1- 2	0- 0	0- 0	HOME	0- 0	0- 1	1- 1				
1- 4	0- 0	0- 1	AWAY	0- 0	0- 1	1- 2				
2- 1	0- 0	0- 0	NEUTRAL	0- 0	0- 0	2- 1				
5- 3	0- 0	0- 0	CONFERENCE	0- 0	1- 0	4- 3				
3- 2	0- 0	0- 0	HOME	0- 0	0- 0	3- 2				
2- 1	0- 0	0- 0	AWAY	0- 0	1- 0	1- 1				
0- 0	0- 0	0- 0	NEUTRAL	0- 0	0- 0	0- 0				

RPI 1-25			RPI 26-50			RPI 51-100			RPI 101+ Team's RPI: 302		
RPI	S	Opponent	Score	RPI	S	Opponent	Score	RPI	S	Opponent	Score
				26	A	Southern California	45 88				
								115	A	North Carolina	58 94
								130	H	Mercer	50 54
								143	A	Hampton	66 59
								198	N	UC Davis	61 58
								230	H	Morgan St.	62 67
								240	H	Coppin St.	79 73
								244	A	Clemson	77 68
								252	A	Bethune-Cookman	60 67
								261	A	UCF	55 93
								284	H	Kennesaw St.	69 67
								294	N	Western Caro.	53 69
								299	H	South Carolina St.	62 68
								304	H	Savannah St.	59 38
								308	H	Southeastern La.	57 62
								310	A	FIU	65 81
								336	N	New Orleans	71 60
								348	A	Norfolk St.	83 67
								349	H	N.C. Central	55 45
LAST 12 Division I GAMES:											
349	H	N.C. Central	55 45	130	H	Mercer	50 54				
252	A	Bethune-Cookman	60 67	304	H	Savannah St.	59 38				
240	H	Coppin St.	79 73	244	A	Clemson	77 68				
230	H	Morgan St.	62 67	198	N	UC Davis	61 58				
143	A	Hampton	66 59	26	A	Southern California	45 88				
348	A	Norfolk St.	83 67	299	H	South Carolina St.	62 68				

Non-Div I Games: Clark Atlanta 98 88 Fla. Memorial 66 62

Florida A&M

Loss, Non-Conf, S Site, H Home A Away N Neutral

Average RPI Win: 152		WON-LOST	WINNING	LAST 10	STRENGTH OF	OPP. STRENGTH	TEAM	ADJ.	CONF.	ADJ CONF.
Average RPI Loss: 12		RECORD	PCT. RANK	GAMES	SCHEDULE	OF SCHEDULE	RPI	RPI	RPI	RPI
DIV. I ONLY		18- 4	29	9- 1	37	81	12	12	5	5
DIV. I NON-CONF.		10- 3	61	2- 1	36	134	26	26	5	5
TOTALS		RPI 1-25	RPI 26-50		W-L RECORDS		RPI 51-100	RPI 101-150	RPI 150+	
18- 4	0- 4	2- 0		OVERALL		5- 0	4- 0	7- 0		
12- 0	0- 0	1- 0		HOME		5- 0	2- 0	4- 0		
5- 3	0- 3	1- 0		AWAY		0- 0	2- 0	2- 0		
1- 1	0- 1	0- 0		NEUTRAL		0- 0	0- 0	1- 0		
10- 3	0- 3	1- 0		NON-CONFERENCE		2- 0	1- 0	6- 0		
8- 0	0- 0	1- 0		HOME		2- 0	1- 0	4- 0		
1- 2	0- 2	0- 0		AWAY		0- 0	0- 0	1- 0		
1- 1	0- 1	0- 0		NEUTRAL		0- 0	0- 0	1- 0		
8- 1	0- 1	1- 0		CONFERENCE		3- 0	3- 0	1- 0		
4- 0	0- 0	0- 0		HOME		3- 0	1- 0	0- 0		
4- 1	0- 1	1- 0		AWAY		0- 0	2- 0	1- 0		
0- 0	0- 0	0- 0		NEUTRAL		0- 0	0- 0	0- 0		

RPI S	Opponent	Score	RPI S	Opponent	Score	RPI S	Opponent	Score	RPI S	Opponent	Score
3 N	UConn	49 73	42 A	Miami (FL)	69 58	59 H	Temple	75 47	101 H	Virginia Tech	68 50
10 A	Arizona St.	56 68	44 H	Rutgers	65 43	76 H	Georgia Tech	75 69	130 H	Mercer	79 36
15 A	Louisville	69 79				82 H	Tulane	78 72	133 A	Wake Forest	96 55
21 A	Florida	72 82				85 H	Virginia	70 48	148 A	Pittsburgh	66 55
						90 H	Boston College	75 42	163 H	UAB	84 44
									170 H	Jacksonville	77 60
									244 A	Clemson	85 40
									258 N	Sam Houston St.	94 37
									290 H	Murray St.	101 59
									291 H	North Florida	80 28
									327 A	LIU Brooklyn	78 42
LAST 12 Division I GAMES:											
101 H	Virginia Tech	68 50	76 H	Georgia Tech	75 69						
133 A	Wake Forest	96 55	90 H	Boston College	75 42						
42 A	Miami (FL)	69 58	15 A	Louisville	69 79						
85 H	Virginia	70 48	170 H	Jacksonville	77 60						
148 A	Pittsburgh	66 55	10 A	Arizona St.	56 68						
244 A	Clemson	85 40	290 H	Murray St.	101 59						

Non-Div I Games:

Florida St.

■ Loss,
■ Non-Conf, S Site,
■ Home
■ Away
N Neutral

Average RPI Win:	215	WON-LOST	WINNING	LAST 10	STRENGTH OF	OPP. STRENGTH	TEAM	ADJ.	CONF.	ADJ CONF.
Average RPI Loss:	81	RECORD	PCT. RANK	GAMES	SCHEDULE	OF SCHEDULE	RPI	RPI	RPI	RPI
DIV. I ONLY	11- 12	180	6- 4	86	105	151	151	7	7	
DIV. I NON-CONF.	5- 8	209	1- 1	148	157	216	216	8	8	
TOTALS	RPI 1-25	RPI 26-50	W-L RECORDS	RPI 51-100	RPI 101-150	RPI 150+				
11- 12	0- 1	1- 4	OVERALL	1- 3	0- 2	9- 2				
9- 3	0- 0	1- 0	HOME	1- 2	0- 0	7- 1				
2- 7	0- 1	0- 1	AWAY	0- 1	0- 0	2- 0				
0- 2	0- 0	0- 1	NEUTRAL	0- 0	0- 1	0- 0				
5- 8	0- 1	0- 2	NON-CONFERENCE	0- 2	0- 2	5- 1				
4- 3	0- 0	0- 0	HOME	0- 2	0- 0	4- 1				
1- 3	0- 1	0- 1	AWAY	0- 0	0- 1	1- 0				
0- 2	0- 0	0- 1	NEUTRAL	0- 0	0- 1	0- 0				
6- 4	0- 0	1- 2	CONFERENCE	1- 1	0- 0	4- 1				
5- 0	0- 0	1- 0	HOME	1- 0	0- 0	3- 0				
1- 4	0- 0	0- 2	AWAY	0- 1	0- 0	1- 1				
0- 0	0- 0	0- 0	NEUTRAL	0- 0	0- 0	0- 0				

RPI 1-25				RPI 26-50				RPI 51-100				RPI 101+ Team's RPI: 151			
RPI	S	Opponent	Score	RPI	S	Opponent	Score	RPI	S	Opponent	Score	RPI	S	Opponent	Score
20	A	Seton Hall	54 66	27	A	Duquesne	40 55	51	H	Vanderbilt	40 53	128	N	Texas Tech	48 62
				30	N	Syracuse	54 76	59	H	Temple	44 57	137	A	Penn St.	59 75
				32	A	St. Bonaventure	41 55	87	H	Saint Joseph's	47 40	168	A	Davidson	51 69
				36	H	George Washington	76 69	96	A	VCU	51 61	168	H	Davidson	51 40
				50	A	Princeton	44 55					179	H	Delaware	48 55
												183	H	George Mason	66 54
												191	H	Rhode Island	50 42
												236	A	Manhattan	60 49
												237	A	Massachusetts	60 55
												276	H	Central Conn. St.	63 48
												306	H	Delaware St.	74 58
												324	H	Lafayette	61 49
												326	H	A&M-Corpus Christi	67 49
LAST 12 Division I GAMES:															
237	A	Massachusetts	60 55	183	H	George Mason	66 54								
36	H	George Washington	76 69	27	A	Duquesne	40 55								
191	H	Rhode Island	50 42	32	A	St. Bonaventure	41 55								
96	A	VCU	51 61	168	H	Davidson	51 40								
168	A	Davidson	51 69	51	H	Vanderbilt	40 53								
87	H	Saint Joseph's	47 40	326	H	A&M-Corpus Christi	67 49								

Non-Div I Games:

Fordham

■ Loss,
 ■ Non-Conf, S Site,
 ■ Home
 ■ Away
 N Neutral

Average RPI Win: 227	WON-LOST	WINNING	LAST 10	STRENGTH OF	OPP. STRENGTH	TEAM	ADJ.	CONF.	ADJ CONF.
Average RPI Loss: 90	RECORD	PCT. RANK	GAMES	SCHEDULE	OF SCHEDULE	RPI	RPI	RPI	RPI
DIV. I ONLY	11- 8	127	9- 1	139	137	121	121	19	19
DIV. I NON-CONF.	2- 7	280	0- 2	17	52	178	178	21	21

TOTALS	RPI 1-25	RPI 26-50	W-L RECORDS	RPI 51-100	RPI 101-150	RPI 150+			
11- 8	0- 0	0- 3	OVERALL	0- 3	1- 0	10- 2			
5- 4	0- 0	0- 2	HOME	0- 1	1- 0	4- 1			
5- 4	0- 0	0- 1	AWAY	0- 2	0- 0	5- 1			
1- 0	0- 0	0- 0	NEUTRAL	0- 0	0- 0	1- 0			
2- 7	0- 0	0- 3	NON-CONFERENCE	0- 3	0- 0	2- 1			
1- 3	0- 0	0- 2	HOME	0- 1	0- 0	1- 0			
0- 4	0- 0	0- 1	AWAY	0- 2	0- 0	0- 1			
1- 0	0- 0	0- 0	NEUTRAL	0- 0	0- 0	1- 0			
9- 1	0- 0	0- 0	CONFERENCE	0- 0	1- 0	8- 1			
4- 1	0- 0	0- 0	HOME	0- 0	1- 0	3- 1			
5- 0	0- 0	0- 0	AWAY	0- 0	0- 0	5- 0			
0- 0	0- 0	0- 0	NEUTRAL	0- 0	0- 0	0- 0			

RPI 1-25				RPI 26-50				RPI 51-100				RPI 101+				Team's RPI: 121	
RPI	S	Opponent	Score	RPI	S	Opponent	Score	RPI	S	Opponent	Score	RPI	S	Opponent	Score		
				28	H	Washington	79 89	65	H	San Diego	68 72	129	H	Boise St.	62 57		
				36	H	George Washington	53 61	68	A	Utah	63 78	178	A	UNLV	57 52		
				47	A	St. Mary's (CA)	81 83	69	A	UC Riverside	68 86	178	H	UNLV	58 54		
												187	N	Northeastern	69 55		
												193	A	New Mexico	69 65		
												197	A	Cal Poly	60 64		
												213	A	San Jose St.	59 54		
												213	H	San Jose St.	64 66		
												247	H	CSU Bakersfield	57 52		
												250	A	Wyoming	49 42		
												260	H	San Diego St.	54 49		
												315	A	Nevada	67 59		
												343	H	Air Force	70 46		
LAST 12 Division I GAMES:																	
				178	A	UNLV	57 52	129	H	Boise St.	62 57						
				213	H	San Jose St.	64 66	315	A	Nevada	67 59						
				250	A	Wyoming	49 42	193	A	New Mexico	69 65						
				343	H	Air Force	70 46	178	H	UNLV	58 54						
				260	H	San Diego St.	54 49	68	A	Utah	63 78						
				213	A	San Jose St.	59 54	65	H	San Diego	68 72						

Non-Div I Games: Fresno Pacific 78 33 Stanislaus St. 72 49

Fresno St.

■ Loss,
■ Non-Conf, S Site,
■ Home
■ Away
N Neutral

Average RPI Win: 259	WON-LOST	WINNING	LAST 10	STRENGTH OF	OPP. STRENGTH	TEAM	ADJ.	CONF.	ADJ CONF.
Average RPI Loss: 132	RECORD	PCT. RANK	GAMES	SCHEDULE	OF SCHEDULE	RPI	RPI	RPI	RPI
DIV. I ONLY	9- 13	221	4- 6	199	216	216	216	17	17
DIV. I NON-CONF.	5- 8	209	0- 2	242	269	230	230	16	16
TOTALS	RPI 1-25	RPI 26-50	W-L RECORDS	RPI 51-100	RPI 101-150	RPI 150+			
9- 13	0- 1	0- 0	OVERALL	0- 4	0- 4	9- 4			
4- 5	0- 0	0- 0	HOME	0- 2	0- 2	4- 1			
5- 8	0- 0	0- 0	AWAY	0- 1	0- 1	5- 0			
0- 0	0- 0	0- 0	NEUTRAL	0- 0	0- 0	0- 0			
5- 8	0- 1	0- 0	NON-CONFERENCE	0- 2	0- 2	5- 3			
3- 2	0- 0	0- 0	HOME	0- 1	0- 0	3- 1			
2- 6	0- 1	0- 0	AWAY	0- 1	0- 2	2- 2			
0- 0	0- 0	0- 0	NEUTRAL	0- 0	0- 0	0- 0			
4- 5	0- 0	0- 0	CONFERENCE	0- 2	0- 2	4- 1			
1- 3	0- 0	0- 0	HOME	0- 1	0- 2	1- 0			
3- 2	0- 0	0- 0	AWAY	0- 1	0- 0	3- 1			
0- 0	0- 0	0- 0	NEUTRAL	0- 0	0- 0	0- 0			

RPI 1-25				RPI 26-50				RPI 51-100				RPI 101+ Team's RPI: 216			
RPI	S	Opponent	Score	RPI	S	Opponent	Score	RPI	S	Opponent	Score	RPI	S	Opponent	Score
24	A	Georgia	39 77					58	A	Chattanooga	46 61	101	A	Virginia Tech	30 59
								58	H	Chattanooga	50 56	123	H	Samford	45 58
								78	H	Elon	55 65	130	H	Mercer	50 61
								96	A	VCU	45 67	146	A	UNC Asheville	71 84
												153	A	ETSU	64 68
												153	H	ETSU	81 77
												168	H	Davidson	51 69
												206	A	Richmond	69 62
												235	A	USC Upstate	75 63
												238	A	Appalachian St.	78 92
												244	H	Clemson	70 49
												285	A	UNCG	75 59
												294	A	Western Caro.	83 76
												299	H	South Carolina St.	59 46
												303	A	Wofford	70 61
												313	H	Winthrop	71 52
												349	A	N.C. Central	61 66
LAST 12 Division I GAMES:															
153	A	ETSU	64 68	303	A	Wofford	70 61								
58	A	Chattanooga	46 61	58	H	Chattanooga	50 56								
130	H	Mercer	50 61	153	H	ETSU	81 77								
123	H	Samford	45 58	349	A	N.C. Central	61 66								
285	A	UNCG	75 59	101	A	Virginia Tech	30 59								
294	A	Western Caro.	83 76	238	A	Appalachian St.	78 92								

Non-Div I Games: Converse 89 52 North Greenville 69 39

Furman

Loss, Non-Conf, S Site, H Home A Away N Neutral

Ga. Southern

Through Games Of Feb. 6, 2016

Average RPI Win:	255	WON-LOST	WINNING	LAST 10	STRENGTH OF	OPP. STRENGTH	TEAM	ADJ.	CONF.	ADJ CONF.
Average RPI Loss:	174	RECORD	PCT. RANK	GAMES	SCHEDULE	OF SCHEDULE	RPI	RPI	RPI	RPI
DIV. I ONLY	7- 14	257	4- 6	234	268	271	271	16	16	
DIV. I NON-CONF.	3- 6	234	0- 0	233	343	273	273	14	14	
TOTALS	RPI 1-25	RPI 26-50	W-L RECORDS	RPI 51-100	RPI 101-150	RPI 150+				
7- 14	0- 1	0- 0	OVERALL	0- 1	0- 2	7- 10				
4- 6	0- 0	0- 0	HOME	0- 0	0- 1	4- 5				
3- 7	0- 1	0- 0	AWAY	0- 1	0- 1	3- 4				
0- 1	0- 0	0- 0	NEUTRAL	0- 0	0- 0	0- 1				
3- 6	0- 1	0- 0	NON-CONFERENCE	0- 0	0- 1	3- 4				
2- 2	0- 0	0- 0	HOME	0- 0	0- 0	2- 2				
1- 3	0- 1	0- 0	AWAY	0- 0	0- 1	1- 1				
0- 1	0- 0	0- 0	NEUTRAL	0- 0	0- 0	0- 1				
4- 8	0- 0	0- 0	CONFERENCE	0- 1	0- 1	4- 6				
2- 4	0- 0	0- 0	HOME	0- 0	0- 1	2- 3				
2- 4	0- 0	0- 0	AWAY	0- 1	0- 0	2- 3				
0- 0	0- 0	0- 0	NEUTRAL	0- 0	0- 0	0- 0				

RPI S	Opponent	Score	RPI S	Opponent	Score	RPI S	Opponent	Score	RPI S	Opponent	Score	Team's RPI: 271
24	A Georgia	28 75				53	A Arkansas St.	54 77	127	H La.-Lafayette	39 56	
									130	A Mercer	50 62	
									157	A Texas-Arlington	31 70	
									157	H Texas-Arlington	41 53	
									171	A Little Rock	36 69	
									177	A Stetson	57 79	
									189	A Texas St.	56 61	
									189	H Texas St.	78 64	
									194	H Troy	66 81	
									196	H Robert Morris	49 64	
									217	H South Ala.	57 43	
									238	A Appalachian St.	65 50	
									252	N Bethune-Cookman	49 65	
									264	A Georgia St.	61 50	
									277	H Jacksonville St.	60 56	
									278	H La.-Monroe	49 50	
									295	H Charleston So.	64 51	
									304	A Savannah St.	64 48	
									335	H Lipscomb	55 66	
LAST 12 Division I GAMES:												
189	H	Texas St.	78	64	278	H	La.-Monroe	49	50			
157	H	Texas-Arlington	41	53	127	H	La.-Lafayette	39	56			
53	A	Arkansas St.	54	77	194	H	Troy	66	81			
171	A	Little Rock	36	69	217	H	South Ala.	57	43			
238	A	Appalachian St.	65	50	157	A	Texas-Arlington	31	70			
264	A	Georgia St.	61	50	189	A	Texas St.	56	61			

Non-Div I Games:

Ga. Southern

■ Loss,
■ Non-Conf,
■ S Site,
■ H Home
■ A Away
N Neutral

Average RPI Win:	245	WON-LOST	WINNING	LAST 10	STRENGTH OF	OPP. STRENGTH	TEAM	ADJ.	CONF.	ADJ CONF.
Average RPI Loss:	183	RECORD	PCT. RANK	GAMES	SCHEDULE	OF SCHEDULE	RPI	RPI	RPI	RPI
DIV. I ONLY	13- 8	106	8- 2	322	225	222	222	26	26	
DIV. I NON-CONF.	4- 4	160	0- 0	311	73	262	262	28	28	
TOTALS	RPI 1-25	RPI 26-50	W-L RECORDS	RPI 51-100	RPI 101-150	RPI 150+				
13- 8	0- 0	0- 0	OVERALL	0- 1	3- 3	10- 4				
10- 2	0- 0	0- 0	HOME	0- 0	1- 1	9- 1				
3- 3	0- 0	0- 0	AWAY	0- 0	2- 1	1- 2				
0- 3	0- 0	0- 0	NEUTRAL	0- 1	0- 1	0- 1				
4- 4	0- 0	0- 0	NON-CONFERENCE	0- 1	1- 2	3- 1				
3- 1	0- 0	0- 0	HOME	0- 0	0- 1	3- 0				
1- 0	0- 0	0- 0	AWAY	0- 0	1- 0	0- 0				
0- 3	0- 0	0- 0	NEUTRAL	0- 1	0- 1	0- 1				
9- 4	0- 0	0- 0	CONFERENCE	0- 0	2- 1	7- 3				
7- 1	0- 0	0- 0	HOME	0- 0	1- 0	6- 1				
2- 3	0- 0	0- 0	AWAY	0- 0	1- 1	1- 2				
0- 0	0- 0	0- 0	NEUTRAL	0- 0	0- 0	0- 0				

RPI 1-25			RPI 26-50			RPI 51-100			RPI 101+			Team's RPI: 222
RPI	S	Opponent	Score	RPI	S	Opponent	Score	RPI	S	Opponent	Score	
						99 N Arizona	60 79	104 A	Liberty	51 73		
								104 H	Liberty	61 57		
								115 A	North Carolina	66 65		
								125 N	Western Mich.	44 71		
								138 H	Pacific	77 84		
								146 A	UNC Asheville	58 56		
								160 N	SMU	61 69		
								220 A	Presbyterian	53 60		
								225 H	Radford	54 50		
								229 H	High Point	82 70		
								282 A	Campbell	70 35		
								282 H	Campbell	68 56		
								284 H	Kennesaw St.	70 56		
								285 H	UNCG	59 57		
								295 H	Charleston So.	63 55		
								303 H	Wofford	64 61		
								305 H	Coastal Caro.	56 59		
								313 A	Winthrop	62 81		
								313 H	Winthrop	70 52		
								316 H	Longwood	67 42		
LAST 12 Division I GAMES:												
313	H	Winthrop	70 52	146	A	UNC Asheville	58 56					
282	H	Campbell	68 56	295	H	Charleston So.	63 55					
220	A	Presbyterian	53 60	229	H	High Point	82 70					
104	A	Liberty	51 73	282	A	Campbell	70 35					
225	H	Radford	54 50	305	H	Coastal Caro.	56 59					
316	H	Longwood	67 42	99	N	Arizona	60 79					

Non-Div I Games: Montreat 84 49 Bluefield Col. 64 51

Gardner-Webb

Loss, Non-Conf, S Site, H Home A Away N Neutral

George Mason

Through Games Of Feb. 6, 2016

Average RPI Win:	218	WON-LOST	WINNING	LAST 10	STRENGTH OF	OPP. STRENGTH	TEAM	ADJ.	CONF.	ADJ CONF.
Average RPI Loss:	99	RECORD	PCT. RANK	GAMES	SCHEDULE	OF SCHEDULE	RPI	RPI	RPI	RPI
DIV. I ONLY	9- 14	237	4- 6	110	119	183	183	7	7	
DIV. I NON-CONF.	5- 8	209	0- 2	245	127	231	231	8	8	
TOTALS	RPI 1-25	RPI 26-50	W-L RECORDS	RPI 51-100	RPI 101-150	RPI 150+				
9- 14	0- 0	0- 3	OVERALL	2- 6	0- 1	7- 4				
6- 3	0- 0	0- 1	HOME	1- 2	0- 0	5- 0				
1- 10	0- 0	0- 2	AWAY	1- 3	0- 1	0- 4				
2- 1	0- 0	0- 0	NEUTRAL	0- 1	0- 0	2- 0				
5- 8	0- 0	0- 0	NON-CONFERENCE	0- 5	0- 1	5- 2				
3- 1	0- 0	0- 0	HOME	0- 1	0- 0	3- 0				
0- 6	0- 0	0- 0	AWAY	0- 3	0- 1	0- 2				
2- 1	0- 0	0- 0	NEUTRAL	0- 1	0- 0	2- 0				
4- 6	0- 0	0- 3	CONFERENCE	2- 1	0- 0	2- 2				
3- 2	0- 0	0- 1	HOME	1- 1	0- 0	2- 0				
1- 4	0- 0	0- 2	AWAY	1- 0	0- 0	0- 2				
0- 0	0- 0	0- 0	NEUTRAL	0- 0	0- 0	0- 0				

RPI S	Opponent	Score	RPI S	Opponent	Score	RPI S	Opponent	Score	RPI S	Opponent	Score	Team's RPI: 183
27	H Duquesne	56 72	56	N Western Ky.	58 84	101	A Virginia Tech	63 80				
32	A St. Bonaventure	55 70	61	A Auburn	59 88	151	A Fordham	54 66				
36	A George Washington	68 82	68	A Utah	62 74	168	A Davidson	63 68				
			83	A Saint Louis	73 63	178	A UNLV	59 67				
			83	H Saint Louis	50 61	179	H Delaware	90 83				
			96	H VCU	70 54	180	N Tulsa	64 63				
			97	H Georgetown	57 63	225	A Radford	63 66				
			99	A Arizona	60 68	237	H Massachusetts	64 59				
						269	N Pepperdine	71 63				
						283	H La Salle	79 70				
						293	H Towson	88 76				
						343	H Air Force	69 52				
LAST 12 Division I GAMES:												
168	A Davidson	63 68	151	A Fordham	54 66							
237	H Massachusetts	64 59	283	H La Salle	79 70							
83	H Saint Louis	50 61	27	H Duquesne	56 72							
36	A George Washington	68 82	83	A Saint Louis	73 63							
96	H VCU	70 54	99	A Arizona	60 68							
32	A St. Bonaventure	55 70	61	A Auburn	59 88							

Non-Div I Games:

George Mason

■ Loss,
 ■ Non-Conf,
 ■ S Site,
 ■ H Home
 ■ A Away
 N Neutral

Average RPI Win:	149	WON-LOST	WINNING	LAST 10	STRENGTH OF	OPP. STRENGTH	TEAM	ADJ.	CONF.	ADJ CONF.
Average RPI Loss:	83	RECORD	PCT. RANK	GAMES	SCHEDULE	OF SCHEDULE	RPI	RPI	RPI	RPI
DIV. I ONLY	19- 4	21	9- 1	99	63	36	36	7	7	
DIV. I NON-CONF.	10- 3	61	2- 0	92	44	46	46	8	8	
TOTALS	RPI 1-25	RPI 26-50	W-L RECORDS	RPI 51-100	RPI 101-150	RPI 150+				
19- 4	0- 1	3- 0	OVERALL	3- 1	3- 1	10- 1				
10- 1	0- 0	0- 0	HOME	2- 1	1- 0	7- 0				
7- 2	0- 1	2- 0	AWAY	1- 0	2- 0	2- 1				
2- 1	0- 0	1- 0	NEUTRAL	0- 0	0- 1	1- 0				
10- 3	0- 1	1- 0	NON-CONFERENCE	1- 1	3- 1	5- 0				
5- 1	0- 0	0- 0	HOME	1- 1	1- 0	3- 0				
3- 1	0- 1	0- 0	AWAY	0- 0	2- 0	1- 0				
2- 1	0- 0	1- 0	NEUTRAL	0- 0	0- 1	1- 0				
9- 1	0- 0	2- 0	CONFERENCE	2- 0	0- 0	5- 1				
5- 0	0- 0	0- 0	HOME	1- 0	0- 0	4- 0				
4- 1	0- 0	2- 0	AWAY	1- 0	0- 0	1- 1				
0- 0	0- 0	0- 0	NEUTRAL	0- 0	0- 0	0- 0				

RPI 1-25				RPI 26-50				Team's RPI: 36				RPI 51-100				RPI 101+			
RPI	S	Opponent	Score	RPI	S	Opponent	Score	RPI	S	Opponent	Score	RPI	S	Opponent	Score	RPI	S	Opponent	Score
5	A	Stanford	63 84	27	A	Duquesne	70 52	64	H	Villanova	78 70	102	N	Wright St.	71 77				
				43	N	Iowa	81 77	74	H	FGCU	60 64	119	H	Iona	70 65				
				48	A	Dayton	62 61	83	H	Saint Louis	89 80	121	A	Fresno St.	61 53				
								87	A	Saint Joseph's	70 45	122	A	Memphis	68 62				
												151	A	Fordham	69 76				
												152	A	Illinois	70 57				
												168	A	Davidson	79 60				
												183	H	George Mason	82 68				
												191	H	Rhode Island	68 52				
												202	H	Grambling	85 58				
												211	H	Hartford	82 51				
												237	H	Massachusetts	67 50				
												243	N	Houston	82 78				
												254	H	American	78 48				
												283	H	La Salle	83 59				
LAST 12 Division I GAMES:																			
				151	A	Fordham	69 76	283	H	La Salle	83 59								
				83	H	Saint Louis	89 80	48	A	Dayton	62 61								
				168	A	Davidson	79 60	191	H	Rhode Island	68 52								
				183	H	George Mason	82 68	87	A	Saint Joseph's	70 45								
				237	H	Massachusetts	67 50	211	H	Hartford	82 51								
				27	A	Duquesne	70 52	152	A	Illinois	70 57								

Non-Div I Games:

George Washington

■ Loss,
 ■ Non-Conf, S Site,
 ■ Home
 ■ Away
 N Neutral

Average RPI Win:	181	WON-LOST	WINNING	LAST 10	STRENGTH OF	OPP. STRENGTH	TEAM	ADJ.	CONF.	ADJ CONF.
Average RPI Loss:	86	RECORD	PCT. RANK	GAMES	SCHEDULE	OF SCHEDULE	RPI	RPI	RPI	RPI
DIV. I ONLY	13- 9	121	6- 4	144	84	97	97	6	6	
DIV. I NON-CONF.	7- 3	91	0- 0	184	265	88	88	6	6	
TOTALS	RPI 1-25	RPI 26-50	W-L RECORDS	RPI 51-100	RPI 101-150	RPI 150+				
13- 9	0- 2	0- 2	OVERALL	2- 1	4- 3	7- 1				
6- 2	0- 1	0- 1	HOME	1- 0	2- 0	3- 0				
5- 7	0- 1	0- 1	AWAY	1- 1	1- 3	3- 1				
2- 0	0- 0	0- 0	NEUTRAL	0- 0	1- 0	1- 0				
7- 3	0- 0	0- 1	NON-CONFERENCE	0- 0	2- 2	5- 0				
3- 0	0- 0	0- 0	HOME	0- 0	1- 0	2- 0				
2- 3	0- 0	0- 1	AWAY	0- 0	0- 2	2- 0				
2- 0	0- 0	0- 0	NEUTRAL	0- 0	1- 0	1- 0				
6- 6	0- 2	0- 1	CONFERENCE	2- 1	2- 1	2- 1				
3- 2	0- 1	0- 1	HOME	1- 0	1- 0	1- 0				
3- 4	0- 1	0- 0	AWAY	1- 1	1- 1	1- 1				
0- 0	0- 0	0- 0	NEUTRAL	0- 0	0- 0	0- 0				

RPI 1-25				RPI 26-50				RPI 51-100				Team's RPI: 97	RPI 101+			
RPI	S	Opponent	Score	RPI	S	Opponent	Score	RPI	S	Opponent	Score		RPI	S	Opponent	Score
20	H	Seton Hall	75 83	32	A	St. Bonaventure	54 69	64	A	Villanova	57 51		101	H	Virginia Tech	73 56
23	A	DePaul	53 75	40	H	St. John's (NY)	60 65	81	A	Marquette	72 87		109	N	Quinnipiac	80 68
								81	H	Marquette	75 72		114	A	Creighton	57 44
													114	H	Creighton	69 57
													122	A	Memphis	53 57
													131	A	Alabama	66 78
													145	A	Xavier	54 59
													179	H	Delaware	61 50
													183	A	George Mason	63 57
													184	A	Butler	76 82
													234	A	Providence	82 51
													234	H	Providence	63 53
													293	H	Towson	82 46
													298	A	UMES	71 60
													344	N	St. Francis Brooklyn	74 52
LAST 12 Division I GAMES:																
81	H	Marquette	75 72	81	A	Marquette	72 87									
114	A	Creighton	57 44	23	A	DePaul	53 75									
234	A	Providence	82 51	234	H	Providence	63 53									
64	A	Villanova	57 51	114	H	Creighton	69 57									
20	H	Seton Hall	75 83	184	A	Butler	76 82									
40	H	St. John's (NY)	60 65	145	A	Xavier	54 59									

Non-Div I Games:

Georgetown

■ Loss,
 ■ Non-Conf,
 S Site,
 ■ Home
 ■ Away
 N Neutral

Average RPI Win:	133	WON-LOST	WINNING	LAST 10	STRENGTH OF	OPP. STRENGTH	TEAM	ADJ.	CONF.	ADJ CONF.
Average RPI Loss:	56	RECORD	PCT. RANK	GAMES	SCHEDULE	OF SCHEDULE	RPI	RPI	RPI	RPI
DIV. I ONLY	17- 6	51	4- 0	18	65	24	24	2	2	
DIV. I NON-CONF.	12- 1	10	1- 0	90	165	12	12	2	2	
TOTALS	RPI 1-25	RPI 26-50	W-L RECORDS	RPI 51-100	RPI 101-150	RPI 150+				
17- 6	3- 3	2- 1	OVERALL	3- 0	2- 2	7- 0				
11- 3	1- 1	1- 1	HOME	2- 0	1- 1	6- 0				
5- 3	1- 2	1- 0	AWAY	1- 0	1- 1	1- 0				
1- 0	1- 0	0- 0	NEUTRAL	0- 0	0- 0	0- 0				
12- 1	2- 1	0- 0	NON-CONFERENCE	1- 0	2- 0	7- 0				
9- 0	1- 0	0- 0	HOME	1- 0	1- 0	6- 0				
2- 1	0- 1	0- 0	AWAY	0- 0	1- 0	1- 0				
1- 0	1- 0	0- 0	NEUTRAL	0- 0	0- 0	0- 0				
5- 5	1- 2	2- 1	CONFERENCE	2- 0	0- 2	0- 0				
2- 3	0- 1	1- 1	HOME	1- 0	0- 1	0- 0				
3- 2	1- 1	1- 0	AWAY	1- 0	0- 1	0- 0				
0- 0	0- 0	0- 0	NEUTRAL	0- 0	0- 0	0- 0				

RPI S	Opponent	Score	RPI S	Opponent	Score	RPI S	Opponent	Score	RPI S	Opponent	Score
14 N	BYU	66 58	29 H	Mississippi St.	47 43	51 A	Vanderbilt	64 58	102 A	Wright St.	63 57
16 H	Kentucky	53 64	33 A	Missouri	65 50	61 H	Auburn	63 30	116 H	LSU	46 53
18 A	Michigan St.	45 66	33 H	Missouri	48 54	76 H	Georgia Tech	78 66	130 H	Mercer	57 44
19 A	Texas A&M	62 73							131 A	Alabama	50 64
20 H	Seton Hall	70 52							177 H	Stetson	76 55
21 A	Florida	71 61							212 H	Cincinnati	60 42
									216 H	Furman	77 39
									271 H	Ga. Southern	75 28
									280 H	Tennessee Tech	81 48
									281 A	CSUN	83 58
									284 H	Kennesaw St.	89 34
LAST 12 Division I GAMES:											
281 A	CSUN	83 58	131 A	Alabama	50 64						
33 A	Missouri	65 50	21 A	Florida	71 61						
51 A	Vanderbilt	64 58	16 H	Kentucky	53 64						
61 H	Auburn	63 30	33 H	Missouri	48 54						
116 H	LSU	46 53	19 A	Texas A&M	62 73						
29 H	Mississippi St.	47 43	280 H	Tennessee Tech	81 48						

Non-Div I Games:

Georgia

■ Loss,
 ■ Non-Conf, S Site,
 ■ Home
 ■ Away
 N Neutral

Average RPI Win: 244	WON-LOST	WINNING	LAST 10	STRENGTH OF	OPP. STRENGTH	TEAM	ADJ.	CONF.	ADJ CONF.
Average RPI Loss: 182	RECORD	PCT. RANK	GAMES	SCHEDULE	OF SCHEDULE	RPI	RPI	RPI	RPI
DIV. I ONLY	9- 12	211	3- 7	286	247	264	264	16	16
DIV. I NON-CONF.	5- 4	138	0- 0	308	334	237	237	14	14
TOTALS	RPI 1-25	RPI 26-50	W-L RECORDS	RPI 51-100	RPI 101-150	RPI 150+			
9- 12	0- 0	0- 0	OVERALL	0- 2	0- 2	9- 8			
4- 7	0- 0	0- 0	HOME	0- 1	0- 1	4- 5			
4- 5	0- 0	0- 0	AWAY	0- 1	0- 1	4- 3			
1- 0	0- 0	0- 0	NEUTRAL	0- 0	0- 0	1- 0			
5- 4	0- 0	0- 0	NON-CONFERENCE	0- 1	0- 1	5- 2			
2- 2	0- 0	0- 0	HOME	0- 1	0- 0	2- 1			
2- 2	0- 0	0- 0	AWAY	0- 0	0- 1	2- 1			
1- 0	0- 0	0- 0	NEUTRAL	0- 0	0- 0	1- 0			
4- 8	0- 0	0- 0	CONFERENCE	0- 1	0- 1	4- 6			
2- 5	0- 0	0- 0	HOME	0- 0	0- 1	2- 4			
2- 3	0- 0	0- 0	AWAY	0- 1	0- 0	2- 2			
0- 0	0- 0	0- 0	NEUTRAL	0- 0	0- 0	0- 0			

RPI S	Opponent	Score	RPI S	Opponent	Score	RPI S	Opponent	Score	RPI S	Opponent	Score	Team's RPI: 264
						53	A Arkansas St.	54 75	127	H La.-Lafayette	57 77	
						93	H Charlotte	71 83	131	A Alabama	56 72	
									157	A Texas-Arlington	68 63	
									157	H Texas-Arlington	45 74	
									171	A Little Rock	32 59	
									177	A Stetson	80 72	
									189	A Texas St.	71 80	
									189	H Texas St.	73 62	
									194	H Troy	90 97	
									217	H South Ala.	52 60	
									238	A Appalachian St.	80 75	
									252	N Bethune-Cookman	68 61	
									271	H Ga. Southern	50 61	
									278	H La.-Monroe	65 52	
									280	A Tennessee Tech	65 72	
									284	A Kennesaw St.	66 62	
									291	H North Florida	76 63	
									296	H Morehead St.	90 99	
									334	H Howard	65 58	
LAST 12 Division I GAMES:												
			157	H Texas-Arlington	45 74				127	H La.-Lafayette	57 77	
			189	H Texas St.	73 62				278	H La.-Monroe	65 52	
			171	A Little Rock	32 59				217	H South Ala.	52 60	
			53	A Arkansas St.	54 75				194	H Troy	90 97	
			238	A Appalachian St.	80 75				189	A Texas St.	71 80	
			271	H Ga. Southern	50 61				157	A Texas-Arlington	68 63	

Non-Div I Games:

Georgia St.

■ Loss,
 ■ Non-Conf,
 ■ S Site,
 ■ H Home
 ■ A Away
 N Neutral

Average RPI Win: 195		WON-LOST	WINNING	LAST 10	STRENGTH OF	OPP. STRENGTH	TEAM	ADJ.	CONF.	ADJ CONF.
Average RPI Loss: 37		RECORD	PCT. RANK	GAMES	SCHEDULE	OF SCHEDULE	RPI	RPI	RPI	RPI
DIV. I ONLY		14- 9	109	4- 6	47	86	76	76	5	5
DIV. I NON-CONF.		10- 3	61	2- 0	149	299	84	84	5	5
TOTALS	RPI 1-25		RPI 26-50		W-L RECORDS	RPI 51-100	RPI 101-150		RPI 150+	
14- 9	0- 5		0- 2		OVERALL	1- 1	6- 1		7- 0	
10- 3	0- 2		0- 0		HOME	1- 1	4- 0		5- 0	
3- 5	0- 3		0- 2		AWAY	0- 0	2- 0		1- 0	
1- 1	0- 0		0- 0		NEUTRAL	0- 0	0- 1		1- 0	
10- 3	0- 1		0- 1		NON-CONFERENCE	0- 0	4- 1		6- 0	
8- 0	0- 0		0- 0		HOME	0- 0	3- 0		5- 0	
1- 2	0- 1		0- 1		AWAY	0- 0	1- 0		0- 0	
1- 1	0- 0		0- 0		NEUTRAL	0- 0	0- 1		1- 0	
4- 6	0- 4		0- 1		CONFERENCE	1- 1	2- 0		1- 0	
2- 3	0- 2		0- 0		HOME	1- 1	1- 0		0- 0	
2- 3	0- 2		0- 1		AWAY	0- 0	1- 0		1- 0	
0- 0	0- 0		0- 0		NEUTRAL	0- 0	0- 0		0- 0	

RPI 1-25				RPI 26-50				RPI 51-100				RPI 101+			
RPI	S	Opponent	Score	RPI	S	Opponent	Score	RPI	S	Opponent	Score	RPI	S	Opponent	Score
1	A	Notre Dame	76 85	34	A	North Carolina St.	57 65	85	H	Virginia	67 78	101	A	Virginia Tech	51 34
1	H	Notre Dame	42 54	46	A	Indiana	60 69	90	H	Boston College	62 56	111	A	IUPUI	60 50
12	A	Florida St.	69 75									115	H	North Carolina	80 73
15	H	Louisville	65 78									118	N	UNI	58 61
24	A	Georgia	66 78									123	H	Samford	66 55
												131	H	Alabama	70 58
												142	H	Loyola Chicago	84 77
												229	N	High Point	81 61
												235	H	USC Upstate	87 46
												244	A	Clemson	76 63
												273	H	Prairie View	96 48
												288	H	Alabama St.	80 54
												308	H	Southeastern La.	102 49
												344	H	St. Francis Brooklyn	89 51
LAST 12 Division I GAMES:															
				101	A	Virginia Tech	51 34	12	A	Florida St.	69 75				
				90	H	Boston College	62 56	34	A	North Carolina St.	57 65				
				1	H	Notre Dame	42 54	15	H	Louisville	65 78				
				244	A	Clemson	76 63	1	A	Notre Dame	76 85				
				85	H	Virginia	67 78	111	A	IUPUI	60 50				
				115	H	North Carolina	80 73	131	H	Alabama	70 58				

Non-Div I Games:

Georgia Tech

Loss, Non-Conf, S Site, H Home A Away N Neutral

Average RPI Win: 199	WON-LOST	WINNING	LAST 10	STRENGTH OF	OPP. STRENGTH	TEAM	ADJ.	CONF.	ADJ CONF.
Average RPI Loss: 58	RECORD	PCT. RANK	GAMES	SCHEDULE	OF SCHEDULE	RPI	RPI	RPI	RPI
DIV. I ONLY	16- 9	100	5- 5	100	97	92	92	9	9
DIV. I NON-CONF.	8- 4	100	0- 0	107	77	104	104	9	9
TOTALS	RPI 1-25	RPI 26-50	W-L RECORDS	RPI 51-100	RPI 101-150	RPI 150+			
16- 9	0- 2	2- 2	OVERALL	1- 3	2- 2	11- 0			
11- 3	0- 1	1- 2	HOME	1- 0	2- 0	7- 0			
5- 5	0- 1	1- 0	AWAY	0- 3	0- 1	4- 0			
0- 1	0- 0	0- 0	NEUTRAL	0- 0	0- 1	0- 0			
8- 4	0- 1	2- 1	NON-CONFERENCE	0- 1	0- 1	6- 0			
6- 2	0- 1	1- 1	HOME	0- 0	0- 0	5- 0			
2- 1	0- 0	1- 0	AWAY	0- 1	0- 0	1- 0			
0- 1	0- 0	0- 0	NEUTRAL	0- 0	0- 1	0- 0			
8- 5	0- 1	0- 1	CONFERENCE	1- 2	2- 1	5- 0			
5- 1	0- 0	0- 1	HOME	1- 0	2- 0	2- 0			
3- 4	0- 1	0- 0	AWAY	0- 2	0- 1	3- 0			
0- 0	0- 0	0- 0	NEUTRAL	0- 0	0- 0	0- 0			

RPI 1-25				RPI 26-50				RPI 51-100 Team's RPI: 92				RPI 101+			
RPI	S	Opponent	Score	RPI	S	Opponent	Score	RPI	S	Opponent	Score	RPI	S	Opponent	Score
5	H	Stanford	48 65	26	H	Southern California	56 60	63	A	Washington St.	48 55	115	N	North Carolina	62 67
14	A	BYU	54 58	38	H	West Virginia	62 57	65	A	San Diego	54 63	120	A	San Francisco	52 71
				47	H	St. Mary's (CA)	68 69	67	A	Santa Clara	64 71	120	H	San Francisco	68 47
				48	A	Dayton	57 47	67	H	Santa Clara	53 44	138	H	Pacific	68 61
												159	H	Montana St.	65 52
												181	H	Eastern Wash.	78 56
												232	H	Grand Canyon	70 44
												241	A	Loyola Marymount	66 59
												241	H	Loyola Marymount	83 68
												250	H	Wyoming	61 57
												269	A	Pepperdine	74 57
												269	H	Pepperdine	56 39
												279	A	Portland	71 63
												311	A	Colgate	80 50
												343	H	Air Force	88 35
LAST 12 Division I GAMES:															
269	H	Pepperdine	56 39	65	A	San Diego	54 63								
241	H	Loyola Marymount	83 68	14	A	BYU	54 58								
120	A	San Francisco	52 71	279	A	Portland	71 63								
67	A	Santa Clara	64 71	67	H	Santa Clara	53 44								
138	H	Pacific	68 61	120	H	San Francisco	68 47								
47	H	St. Mary's (CA)	68 69	241	A	Loyola Marymount	66 59								

Non-Div I Games:

Gonzaga

■ Loss,
 ■ Non-Conf, S Site,
 ■ Home
 ■ Away
 N Neutral

Average RPI Win:	302	WON-LOST	WINNING	LAST 10	STRENGTH OF	OPP. STRENGTH	TEAM	ADJ.	CONF.	ADJ CONF.
Average RPI Loss:	148	RECORD	PCT. RANK	GAMES	SCHEDULE	OF SCHEDULE	RPI	RPI	RPI	RPI
DIV. I ONLY	8- 11	214	7- 3	225	306	202	202	32	32	
DIV. I NON-CONF.	1- 8	320	1- 1	34	107	198	198	31	31	
TOTALS	RPI 1-25	RPI 26-50	W-L RECORDS	RPI 51-100	RPI 101-150	RPI 150+				
8- 11	0- 1	0- 2	OVERALL	0- 0	0- 2	8- 6				
4- 1	0- 0	0- 0	HOME	0- 0	0- 0	4- 1				
4- 10	0- 0	0- 0	AWAY	0- 0	0- 1	4- 3				
0- 0	0- 0	0- 0	NEUTRAL	0- 0	0- 0	0- 0				
1- 8	0- 1	0- 2	NON-CONFERENCE	0- 0	0- 2	1- 3				
0- 0	0- 0	0- 0	HOME	0- 0	0- 0	0- 0				
1- 8	0- 1	0- 2	AWAY	0- 0	0- 2	1- 3				
0- 0	0- 0	0- 0	NEUTRAL	0- 0	0- 0	0- 0				
7- 3	0- 0	0- 0	CONFERENCE	0- 0	0- 0	7- 3				
4- 1	0- 0	0- 0	HOME	0- 0	0- 0	4- 1				
3- 2	0- 0	0- 0	AWAY	0- 0	0- 0	3- 2				
0- 0	0- 0	0- 0	NEUTRAL	0- 0	0- 0	0- 0				

RPI 1-25				RPI 26-50				RPI 51-100				RPI 101+ Team's RPI: 202			
RPI	S	Opponent	Score	RPI	S	Opponent	Score	RPI	S	Opponent	Score	RPI	S	Opponent	Score
4	A	Baylor	42 96	29	A	Mississippi St.	43 107					128	A	Texas Tech	55 70
				36	A	George Washington	58 85					131	A	Alabama	57 72
												173	A	Northwestern St.	62 71
												180	A	Tulsa	51 79
												182	A	William & Mary	55 74
												195	A	Southern U.	68 80
												195	H	Southern U.	65 52
												239	H	Texas Southern	50 62
												273	H	Prairie View	69 66
												288	H	Alabama St.	89 69
												312	A	Nicholls St.	69 65
												325	A	Jackson St.	79 58
												330	A	Ark.-Pine Bluff	68 83
												332	A	Alcorn	85 76
												345	H	Alabama A&M	75 56
												346	A	Mississippi Val.	65 52
LAST 12 Division I GAMES:															
195	H	Southern U.	65 52	332	A	Alcorn	85 76								
346	A	Mississippi Val.	65 52	195	A	Southern U.	68 80								
330	A	Ark.-Pine Bluff	68 83	288	H	Alabama St.	89 69								
325	A	Jackson St.	79 58	345	H	Alabama A&M	75 56								
239	H	Texas Southern	50 62	312	A	Nicholls St.	69 65								
273	H	Prairie View	69 66	131	A	Alabama	57 72								

Non-Div I Games: Southern-N.O. 73 61 LSU-Alexandria 106 50

Grambling

■ Loss,
 ■ Non-Conf, S Site,
 ■ Home
 ■ Away
 N Neutral

Grand Canyon

Through Games Of Feb. 6, 2016

Average RPI Win: 262	WON-LOST	WINNING	LAST 10	STRENGTH OF	OPP. STRENGTH	TEAM	ADJ.	CONF.	ADJ CONF.
Average RPI Loss: 142	RECORD	PCT. RANK	GAMES	SCHEDULE	OF SCHEDULE	RPI	RPI	RPI	RPI
DIV. I ONLY	9- 13	221	4- 5	221	249	232	232	25	25
DIV. I NON-CONF.	5- 8	209	0- 1	234	179	236	236	25	25
TOTALS	RPI 1-25	RPI 26-50	W-L RECORDS	RPI 51-100	RPI 101-150	RPI 150+			
9- 13	0- 0	0- 2	OVERALL	0- 5	0- 0	9- 6			
3- 6	0- 0	0- 0	HOME	0- 2	0- 0	3- 4			
6- 3	0- 0	0- 0	AWAY	0- 0	0- 0	6- 0			
0- 4	0- 0	0- 2	NEUTRAL	0- 1	0- 0	0- 1			
5- 8	0- 0	0- 2	NON-CONFERENCE	0- 3	0- 0	5- 3			
2- 3	0- 0	0- 0	HOME	0- 1	0- 0	2- 2			
3- 1	0- 0	0- 0	AWAY	0- 1	0- 0	3- 0			
0- 4	0- 0	0- 2	NEUTRAL	0- 1	0- 0	0- 1			
4- 5	0- 0	0- 0	CONFERENCE	0- 2	0- 0	4- 3			
1- 3	0- 0	0- 0	HOME	0- 1	0- 0	1- 2			
3- 2	0- 0	0- 0	AWAY	0- 1	0- 0	3- 1			
0- 0	0- 0	0- 0	NEUTRAL	0- 0	0- 0	0- 0			

RPI 1-25				RPI 26-50				RPI 51-100				RPI 101+ Team's RPI: 232			
RPI	S	Opponent	Score	RPI	S	Opponent	Score	RPI	S	Opponent	Score	RPI	S	Opponent	Score
				26	N	Southern California	44 75	62	N	Abilene Christian	71 75	154	H	Hawaii	41 74
				38	N	West Virginia	50 68	69	H	UC Riverside	67 85	161	H	Oral Roberts	66 64
								92	A	Gonzaga	44 70	166	H	Northern Colo.	69 59
								100	A	New Mexico St.	58 60	186	A	UTRGV	28 52
								100	H	New Mexico St.	44 64	186	H	UTRGV	66 68
												214	A	Utah Valley	61 53
												217	H	South Ala.	56 59
												247	A	CSU Bakersfield	61 51
												248	A	Seattle	67 54
												307	N	Fairleigh Dickinson	68 74
												309	H	UMKC	57 63
												319	A	North Dakota St.	76 67
												322	A	UC Irvine	58 53
												339	H	Chicago St.	74 36
												343	A	Air Force	73 39
LAST 12 Division I GAMES:															
				186	H	UTRGV	66 68	214	A	Utah Valley	61 53				
				100	H	New Mexico St.	44 64	100	A	New Mexico St.	58 60				
				248	A	Seattle	67 54	186	A	UTRGV	28 52				
				247	A	CSU Bakersfield	61 51	69	H	UC Riverside	67 85				
				309	H	UMKC	57 63	166	H	Northern Colo.	69 59				
				339	H	Chicago St.	74 36	217	H	South Ala.	56 59				

Non-Div I Games: Western St. 77 40 San Diego Christian 60 40 Arizona Christian 87 54

Grand Canyon

■ Loss,
 ■ Non-Conf,
 ■ S Site,
 ■ Home
 ■ A Away
 N Neutral

Average RPI Win: 139	WON-LOST	WINNING	LAST 10	STRENGTH OF	OPP. STRENGTH	TEAM	ADJ.	CONF.	ADJ CONF.
Average RPI Loss: 112	RECORD	PCT. RANK	GAMES	SCHEDULE	OF SCHEDULE	RPI	RPI	RPI	RPI
DIV. I ONLY	19- 3	13	9- 1	63	89	22	22	14	14
DIV. I NON-CONF.	10- 2	33	2- 0	39	11	11	11	15	15
TOTALS	RPI 1-25	RPI 26-50	W-L RECORDS	RPI 51-100	RPI 101-150	RPI 150+			
19- 3	0- 0	1- 1	OVERALL	4- 1	6- 0	8- 1			
10- 1	0- 0	1- 0	HOME	3- 0	2- 0	4- 1			
8- 0	0- 0	0- 0	AWAY	0- 0	4- 0	4- 0			
1- 2	0- 0	0- 1	NEUTRAL	1- 1	0- 0	0- 0			
10- 2	0- 0	1- 1	NON-CONFERENCE	4- 1	3- 0	2- 0			
6- 0	0- 0	1- 0	HOME	3- 0	2- 0	0- 0			
3- 0	0- 0	0- 0	AWAY	0- 0	1- 0	2- 0			
1- 2	0- 0	0- 1	NEUTRAL	1- 1	0- 0	0- 0			
9- 1	0- 0	0- 0	CONFERENCE	0- 0	3- 0	6- 1			
4- 1	0- 0	0- 0	HOME	0- 0	0- 0	4- 1			
5- 0	0- 0	0- 0	AWAY	0- 0	3- 0	2- 0			
0- 0	0- 0	0- 0	NEUTRAL	0- 0	0- 0	0- 0			

RPI S	Opponent	Score	RPI S	Opponent	Score	RPI S	Opponent	Score	RPI S	Opponent	Score
44 N	Rutgers	43 54	48 H	Dayton	68 52	51 H	Vanderbilt	58 56	102 A	Wright St.	63 58
						57 H	South Dakota St.	58 57	106 A	Drake	86 61
						81 H	Marquette	75 55	112 H	Belmont	66 62
						82 N	Tulane	79 58	124 A	Youngstown St.	68 60
						85 N	Virginia	59 68	142 H	Loyola Chicago	65 51
									149 A	Northern Ky.	81 73
									158 A	Wisconsin	72 58
									162 H	Detroit	58 36
									176 A	Milwaukee	63 42
									176 H	Milwaukee	69 46
									184 A	Butler	55 46
									207 H	Oakland	56 58
									209 H	Valparaiso	81 42
									219 H	Ill.-Chicago	64 22
									301 A	Cleveland St.	66 45
LAST 12 Division I GAMES:											
176 H	Milwaukee	69 46	209 H	Valparaiso	81 42						
162 H	Detroit	58 36	124 A	Youngstown St.	68 60						
207 H	Oakland	56 58	301 A	Cleveland St.	66 45						
102 A	Wright St.	63 58	176 A	Milwaukee	63 42						
149 A	Northern Ky.	81 73	48 H	Dayton	68 52						
219 H	Ill.-Chicago	64 22	112 H	Belmont	66 62						

Non-Div I Games:

Green Bay

■ Loss,
 ■ Non-Conf, S Site,
 ■ Home
 ■ Away
 N Neutral

Average RPI Win:	268	WON-LOST	WINNING	LAST 10	STRENGTH OF	OPP. STRENGTH	TEAM	ADJ.	CONF.	ADJ CONF.
Average RPI Loss:	94	RECORD	PCT. RANK	GAMES	SCHEDULE	OF SCHEDULE	RPI	RPI	RPI	RPI
DIV. I ONLY	10- 12	195	7- 3	85	257	143	143	30	30	
DIV. I NON-CONF.	2- 11	306	2- 2	6	80	142	142	30	30	
TOTALS	RPI 1-25	RPI 26-50	W-L RECORDS	RPI 51-100	RPI 101-150	RPI 150+				
10- 12	0- 3	0- 1	OVERALL	0- 5	1- 0	9- 3				
4- 4	0- 0	0- 0	HOME	0- 2	0- 0	4- 2				
4- 8	0- 3	0- 1	AWAY	0- 3	0- 0	4- 1				
2- 0	0- 0	0- 0	NEUTRAL	0- 0	1- 0	1- 0				
2- 11	0- 3	0- 1	NON-CONFERENCE	0- 5	1- 0	1- 2				
0- 3	0- 0	0- 0	HOME	0- 2	0- 0	0- 1				
0- 8	0- 3	0- 1	AWAY	0- 3	0- 0	0- 1				
2- 0	0- 0	0- 0	NEUTRAL	0- 0	1- 0	1- 0				
8- 1	0- 0	0- 0	CONFERENCE	0- 0	0- 0	8- 1				
4- 1	0- 0	0- 0	HOME	0- 0	0- 0	4- 1				
4- 0	0- 0	0- 0	AWAY	0- 0	0- 0	4- 0				
0- 0	0- 0	0- 0	NEUTRAL	0- 0	0- 0	0- 0				

RPI 1-25				RPI 26-50				RPI 51-100				RPI 101+ Team's RPI: 143			
RPI	S	Opponent	Score	RPI	S	Opponent	Score	RPI	S	Opponent	Score	RPI	S	Opponent	Score
2	A	South Carolina	48 86	50	A	Princeton	55 79	55	H	James Madison	56 68	133	N	Wake Forest	47 42
8	A	Texas	52 79					63	A	Washington St.	61 68	177	A	Stetson	59 68
25	A	UTEP	54 78					71	A	Oregon	51 86	191	N	Rhode Island	59 54
								75	H	Drexel	36 57	204	H	Lehigh	56 63
								94	A	Iowa St.	59 95	230	A	Morgan St.	65 51
												252	H	Bethune-Cookman	60 45
												275	A	N.C. A&T	55 52
												298	A	UMES	76 55
												299	H	South Carolina St.	63 50
												302	H	Florida A&M	59 66
												304	H	Savannah St.	65 53
												348	H	Norfolk St.	73 62
												349	A	N.C. Central	76 42
LAST 12 Division I GAMES:															
298	A	UMES	76 55	302	H	Florida A&M	59 66								
348	H	Norfolk St.	73 62	252	H	Bethune-Cookman	60 45								
299	H	South Carolina St.	63 50	50	A	Princeton	55 79								
304	H	Savannah St.	65 53	177	A	Stetson	59 68								
349	A	N.C. Central	76 42	191	N	Rhode Island	59 54								
275	A	N.C. A&T	55 52	133	N	Wake Forest	47 42								

Non-Div I Games:

Hampton

■ Loss,
■ Non-Conf,
■ S Site,
■ H Home
■ A Away
N Neutral

RPI 1-25				RPI 26-50				RPI 51-100				RPI 101+ Team's RPI: 211			
RPI	S	Opponent	Score	RPI	S	Opponent	Score	RPI	S	Opponent	Score	RPI	S	Opponent	Score
10	H	Arizona St.	29 60	36	A	George Washington	51 82	72	A	Michigan	47 83	109	A	Quinnipiac	69 71
				49	H	Albany (NY)	41 78	74	A	FGCU	44 64	117	A	Stony Brook	35 58
								86	A	Maine	43 61	167	H	Cornell	53 50
								90	A	Boston College	28 62	188	H	UMBC	65 57
												224	H	Binghamton	47 53
												234	A	Providence	50 69
												237	A	Massachusetts	57 63
												263	A	Sacred Heart	68 67
												266	H	Dartmouth	36 43
												268	H	New Hampshire	48 44
												274	A	Vermont	51 47
												276	H	Central Conn. St.	49 41
												321	A	UMass Lowell	75 70
												321	H	UMass Lowell	72 59
												324	H	Lafayette	55 50
LAST 12 Division I GAMES:															
				321	A	UMass Lowell	75 70	274	A	Vermont	51 47				
				49	H	Albany (NY)	41 78	224	H	Binghamton	47 53				
				86	A	Maine	43 61	321	H	UMass Lowell	72 59				
				268	H	New Hampshire	48 44	74	A	FGCU	44 64				
				188	H	UMBC	65 57	36	A	George Washington	51 82				
				117	A	Stony Brook	35 58	237	A	Massachusetts	57 63				

Hartford

Page 106

Average RPI Win: 215	WON-LOST	WINNING	LAST 10	STRENGTH OF	OPP. STRENGTH	TEAM	ADJ.	CONF.	ADJ CONF.
Average RPI Loss: 121	RECORD	PCT. RANK	GAMES	SCHEDULE	OF SCHEDULE	RPI	RPI	RPI	RPI
DIV. I ONLY	8- 10	205	4- 6	95	201	140	140	10	10
DIV. I NON-CONF.	5- 8	209	1- 6	112	209	164	164	11	11

TOTALS	RPI 1-25	RPI 26-50	W-L RECORDS	RPI 51-100	RPI 101-150	RPI 150+			
8- 10	0- 0	0- 2	OVERALL	0- 3	2- 2	6- 3			
2- 4	0- 0	0- 1	HOME	0- 1	0- 1	2- 1			
5- 6	0- 0	0- 1	AWAY	0- 2	1- 1	4- 2			
1- 0	0- 0	0- 0	NEUTRAL	0- 0	1- 0	0- 0			
5- 8	0- 0	0- 1	NON-CONFERENCE	0- 3	2- 2	3- 2			
2- 2	0- 0	0- 0	HOME	0- 1	0- 1	2- 0			
2- 6	0- 0	0- 1	AWAY	0- 2	1- 1	1- 2			
1- 0	0- 0	0- 0	NEUTRAL	0- 0	1- 0	0- 0			
3- 2	0- 0	0- 1	CONFERENCE	0- 0	0- 0	3- 1			
0- 2	0- 0	0- 1	HOME	0- 0	0- 0	0- 1			
3- 0	0- 0	0- 0	AWAY	0- 0	0- 0	3- 0			
0- 0	0- 0	0- 0	NEUTRAL	0- 0	0- 0	0- 0			

RPI 1-25				RPI 26-50				RPI 51-100				RPI 101+				Team's RPI: 140	
RPI	S	Opponent	Score	RPI	S	Opponent	Score	RPI	S	Opponent	Score	RPI	S	Opponent	Score		
				41	H	Penn	48 68	58	A	Chattanooga	58 62	108	N	Toledo	76 70		
				45	A	South Fla.	59 86	74	A	FGCU	65 74	110	H	Eastern Mich.	81 85		
								86	H	Maine	53 64	117	A	Stony Brook	63 64		
												123	A	Samford	60 54		
												167	A	Cornell	65 56		
												191	A	Rhode Island	52 56		
												223	A	Fairfield	50 67		
												227	A	Columbia	69 66		
												237	H	Massachusetts	67 65		
												245	A	Rice	67 61		
												266	A	Dartmouth	56 43		
												266	H	Dartmouth	64 70		
												347	H	Boston U.	73 55		
LAST 12 Division I GAMES:																	
				41	H	Penn	48 68	123	A	Samford	60 54						
				227	A	Columbia	69 66	117	A	Stony Brook	63 64						
				167	A	Cornell	65 56	223	A	Fairfield	50 67						
				266	H	Dartmouth	64 70	110	H	Eastern Mich.	81 85						
				266	A	Dartmouth	56 43	74	A	FGCU	65 74						
				58	A	Chattanooga	58 62	45	A	South Fla.	59 86						

Non-Div I Games:

Harvard

 Loss,
 Non-Conf,
 S Site,
 H Home
 A Away
N Neutral

Average RPI Win:	252	WON-LOST	WINNING	LAST 10	STRENGTH OF	OPP. STRENGTH	TEAM	ADJ.	CONF.	ADJ CONF.
Average RPI Loss:	77	RECORD	PCT. RANK	GAMES	SCHEDULE	OF SCHEDULE	RPI	RPI	RPI	RPI
DIV. I ONLY	14- 9	109	7- 3	229	125	154	154	22	22	
DIV. I NON-CONF.	7- 6	156	1- 1	105	17	118	118	22	22	
TOTALS	RPI 1-25	RPI 26-50	W-L RECORDS	RPI 51-100	RPI 101-150	RPI 150+				
14- 9	0- 4	0- 1	OVERALL	0- 2	1- 0	13- 2				
5- 5	0- 2	0- 1	HOME	0- 2	0- 0	5- 0				
9- 2	0- 0	0- 0	AWAY	0- 0	1- 0	8- 2				
0- 2	0- 2	0- 0	NEUTRAL	0- 0	0- 0	0- 0				
7- 6	0- 4	0- 1	NON-CONFERENCE	0- 1	0- 0	7- 0				
2- 4	0- 2	0- 1	HOME	0- 1	0- 0	2- 0				
5- 0	0- 0	0- 0	AWAY	0- 0	0- 0	5- 0				
0- 2	0- 2	0- 0	NEUTRAL	0- 0	0- 0	0- 0				
7- 3	0- 0	0- 0	CONFERENCE	0- 1	1- 0	6- 2				
3- 1	0- 0	0- 0	HOME	0- 1	0- 0	3- 0				
4- 2	0- 0	0- 0	AWAY	0- 0	1- 0	3- 2				
0- 0	0- 0	0- 0	NEUTRAL	0- 0	0- 0	0- 0				

RPI 1-25				RPI 26-50				RPI 51-100				RPI 101+ Team's RPI: 154			
RPI	S	Opponent	Score	RPI	S	Opponent	Score	RPI	S	Opponent	Score	RPI	S	Opponent	Score
2	H	South Carolina	51 67	41	H	Penn	54 64	63	H	Washington St.	52 62	150	A	Long Beach St.	67 55
10	H	Arizona St.	49 75					69	H	UC Riverside	74 77	197	A	Cal Poly	64 58
14	N	BYU	56 67									198	A	UC Davis	58 60
19	N	Texas A&M	41 82									210	A	Sacramento St.	74 72
												213	A	San Jose St.	76 73
												232	A	Grand Canyon	74 41
												241	H	Loyola Marymount	65 51
												247	A	CSU Bakersfield	65 55
												247	H	CSU Bakersfield	74 60
												255	A	Northern Ariz.	61 52
												267	A	UC Santa Barbara	63 62
												281	A	CSUN	60 63
												281	H	CSUN	77 50
												322	A	UC Irvine	83 65
												322	H	UC Irvine	59 35
												341	H	Cal St. Fullerton	62 53
LAST 12 Division I GAMES:															
267	A	UC Santa Barbara	63 62	69	H	UC Riverside	74 77								
197	A	Cal Poly	64 58	281	H	CSUN	77 50								
322	H	UC Irvine	59 35	198	A	UC Davis	58 60								
341	H	Cal St. Fullerton	62 53	150	A	Long Beach St.	67 55								
281	A	CSUN	60 63	41	H	Penn	54 64								
322	A	UC Irvine	83 65	247	A	CSU Bakersfield	65 55								

Non-Div I Games:

Hawaii

■ Loss,
■ Non-Conf,
■ S Site,
■ H Home
■ A Away
N Neutral

Average RPI Win:	269	WON-LOST	WINNING	LAST 10	STRENGTH OF	OPP. STRENGTH	TEAM	ADJ.	CONF.	ADJ CONF.
Average RPI Loss:	146	RECORD	PCT. RANK	GAMES	SCHEDULE	OF SCHEDULE	RPI	RPI	RPI	RPI
DIV. I ONLY	7- 13	251	5- 5	156	237	229	229	26	26	
DIV. I NON-CONF.	0- 8	338	0- 2	65	37	279	279	28	28	
TOTALS	RPI 1-25	RPI 26-50	W-L RECORDS	RPI 51-100	RPI 101-150	RPI 150+				
7- 13	0- 1	0- 1	OVERALL	0- 3	0- 2	7- 6				
4- 4	0- 0	0- 0	HOME	0- 1	0- 1	4- 2				
3- 7	0- 1	0- 1	AWAY	0- 1	0- 1	3- 3				
0- 2	0- 0	0- 0	NEUTRAL	0- 1	0- 0	0- 1				
0- 8	0- 1	0- 1	NON-CONFERENCE	0- 3	0- 0	0- 3				
0- 2	0- 0	0- 0	HOME	0- 1	0- 0	0- 1				
0- 4	0- 1	0- 1	AWAY	0- 1	0- 0	0- 1				
0- 2	0- 0	0- 0	NEUTRAL	0- 1	0- 0	0- 1				
7- 5	0- 0	0- 0	CONFERENCE	0- 0	0- 2	7- 3				
4- 2	0- 0	0- 0	HOME	0- 0	0- 1	4- 1				
3- 3	0- 0	0- 0	AWAY	0- 0	0- 1	3- 2				
0- 0	0- 0	0- 0	NEUTRAL	0- 0	0- 0	0- 0				

RPI 1-25				RPI 26-50				RPI 51-100				RPI 101+ Team's RPI: 229			
RPI	S	Opponent	Score	RPI	S	Opponent	Score	RPI	S	Opponent	Score	RPI	S	Opponent	Score
11	A	Maryland	50 105	34	A	North Carolina St.	48 89	76	N	Georgia Tech	61 81	104	A	Liberty	43 56
								78	A	Elon	69 80	146	H	UNC Asheville	81 82
								96	H	VCU	39 69	163	N	UAB	46 56
												168	H	Davidson	60 62
												220	A	Presbyterian	70 82
												220	H	Presbyterian	61 47
												222	A	Gardner-Webb	70 82
												225	A	Radford	56 54
												225	H	Radford	71 66
												282	A	Campbell	69 55
												285	A	UNCG	72 82
												295	H	Charleston So.	62 64
												305	H	Coastal Caro.	53 52
												313	A	Winthrop	74 67
												316	H	Longwood	79 68
LAST 12 Division I GAMES:															
220	H	Presbyterian	61 47	305	H	Coastal Caro.	53 52	222	A	Gardner-Webb	70 82				
104	A	Liberty	43 56					295	H	Charleston So.	62 64				
225	A	Radford	56 54					220	A	Presbyterian	70 82				
146	H	UNC Asheville	81 82					78	A	Elon	69 80				
313	A	Winthrop	74 67					96	H	VCU	39 69				
282	A	Campbell	69 55												

Non-Div I Games: Greensboro 82 49

High Point

■ Loss,
 ■ Non-Conf,
 ■ S Site,
 ■ Home
 ■ A Away
 N Neutral

Average RPI Win:	201	WON-LOST	WINNING	LAST 10	STRENGTH OF	OPP. STRENGTH	TEAM	ADJ.	CONF.	ADJ CONF.
Average RPI Loss:	90	RECORD	PCT. RANK	GAMES	SCHEDULE	OF SCHEDULE	RPI	RPI	RPI	RPI
DIV. I ONLY	16- 5	45	7- 3	175	133	77	77	13	13	
DIV. I NON-CONF.	9- 2	37	2- 0	223	160	70	70	12	12	
TOTALS	RPI 1-25	RPI 26-50	W-L RECORDS	RPI 51-100	RPI 101-150	RPI 150+				
16- 5	0- 1	0- 0	OVERALL	2- 3	2- 0	12- 1				
9- 1	0- 0	0- 0	HOME	2- 1	2- 0	5- 0				
6- 3	0- 0	0- 0	AWAY	0- 2	0- 0	6- 1				
1- 1	0- 1	0- 0	NEUTRAL	0- 0	0- 0	1- 0				
9- 2	0- 1	0- 0	NON-CONFERENCE	1- 0	2- 0	6- 1				
4- 0	0- 0	0- 0	HOME	1- 0	2- 0	1- 0				
4- 1	0- 0	0- 0	AWAY	0- 0	0- 0	4- 1				
1- 1	0- 1	0- 0	NEUTRAL	0- 0	0- 0	1- 0				
7- 3	0- 0	0- 0	CONFERENCE	1- 3	0- 0	6- 0				
5- 1	0- 0	0- 0	HOME	1- 1	0- 0	4- 0				
2- 2	0- 0	0- 0	AWAY	0- 2	0- 0	2- 0				
0- 0	0- 0	0- 0	NEUTRAL	0- 0	0- 0	0- 0				

RPI 1-25				RPI 26-50				RPI 51-100				Team's RPI: 77	RPI 101+			
RPI	S	Opponent	Score	RPI	S	Opponent	Score	RPI	S	Opponent	Score		RPI	S	Opponent	Score
7	N	Oregon St.	50 73					55	H	James Madison	54 71		117	H	Stony Brook	71 66
								75	A	Drexel	64 67		132	H	Buffalo	79 36
								78	A	Elon	60 61		175	A	Marist	71 67
								78	H	Elon	59 49		179	H	Delaware	58 49
								87	H	Saint Joseph's	75 62		182	H	William & Mary	75 45
													184	A	Col. of Charleston	62 58
													187	H	Northeastern	75 50
													223	A	Fairfield	67 53
													237	A	Massachusetts	56 57
													253	A	UNCW	68 64
													254	A	American	60 51
													259	H	Navy	65 63
													293	H	Towson	64 60
													305	N	Coastal Caro.	82 40
													306	A	Delaware St.	66 49
LAST 12 Division I GAMES:																
				55	H	James Madison	54 71					253	A	UNCW	68 64	
				78	H	Elon	59 49					184	A	Col. of Charleston	62 58	
				75	A	Drexel	64 67					78	A	Elon	60 61	
				293	H	Towson	64 60					179	H	Delaware	58 49	
				187	H	Northeastern	75 50					306	A	Delaware St.	66 49	
				182	H	William & Mary	75 45					175	A	Marist	71 67	

Non-Div I Games:

Hofstra

■ Loss,
 ■ Non-Conf, S Site,
 ■ Home
 ■ Away
 N Neutral

Holy Cross

Through Games Of Feb. 6, 2016

Average RPI Win:	280	WON-LOST	WINNING	LAST 10	STRENGTH OF	OPP. STRENGTH	TEAM	ADJ.	CONF.	ADJ CONF.
Average RPI Loss:	166	RECORD	PCT. RANK	GAMES	SCHEDULE	OF SCHEDULE	RPI	RPI	RPI	RPI
DIV. I ONLY	9- 13	221	5- 5	301	250	270	270	29	29	
DIV. I NON-CONF.	3- 8	258	0- 1	307	146	323	323	29	29	
TOTALS	RPI 1-25	RPI 26-50	W-L RECORDS	RPI 51-100	RPI 101-150	RPI 150+				
9- 13	0- 0	0- 0	OVERALL	0- 2	0- 6	9- 5				
7- 3	0- 0	0- 0	HOME	0- 0	0- 1	7- 2				
2- 10	0- 0	0- 0	AWAY	0- 2	0- 5	2- 3				
0- 0	0- 0	0- 0	NEUTRAL	0- 0	0- 0	0- 0				
3- 8	0- 0	0- 0	NON-CONFERENCE	0- 1	0- 4	3- 3				
3- 2	0- 0	0- 0	HOME	0- 0	0- 0	3- 2				
0- 6	0- 0	0- 0	AWAY	0- 1	0- 4	0- 1				
0- 0	0- 0	0- 0	NEUTRAL	0- 0	0- 0	0- 0				
6- 5	0- 0	0- 0	CONFERENCE	0- 1	0- 2	6- 2				
4- 1	0- 0	0- 0	HOME	0- 0	0- 1	4- 0				
2- 4	0- 0	0- 0	AWAY	0- 1	0- 1	2- 2				
0- 0	0- 0	0- 0	NEUTRAL	0- 0	0- 0	0- 0				

RPI S	Opponent	Score	RPI S	Opponent	Score	RPI S	Opponent	Score	RPI S	Opponent	Score	Team's RPI: 270
						70	A Army West Point	58 77	103	A Bucknell	64 74	
						90	A Boston College	51 60	103	H Bucknell	51 58	
									107	A Yale	59 69	
									109	A Quinnipiac	61 74	
									137	A Penn St.	82 86	
									148	A Pittsburgh	50 56	
									203	H Bryant	65 64	
									204	A Lehigh	58 61	
									236	H Manhattan	58 44	
									237	H Massachusetts	60 74	
									254	H American	59 54	
									259	A Navy	49 50	
									259	H Navy	57 49	
									266	H Dartmouth	54 60	
									274	H Vermont	77 63	
									311	A Colgate	80 71	
									311	H Colgate	70 61	
									321	A UMass Lowell	67 75	
									324	H Lafayette	66 49	
									347	A Boston U.	60 41	
LAST 12 Division I GAMES:												
103	A	Bucknell	64	74	324	H	Lafayette	66	49			
311	H	Colgate	70	61	103	H	Bucknell	51	58			
259	A	Navy	49	50	311	A	Colgate	80	71			
254	H	American	59	54	259	H	Navy	57	49			
70	A	Army West Point	58	77	347	A	Boston U.	60	41			
204	A	Lehigh	58	61	266	H	Dartmouth	54	60			

Non-Div I Games:

Holy Cross

Loss, Non-Conf, S Site, H Home A Away N Neutral

Average RPI Win:	256	WON-LOST	WINNING	LAST 10	STRENGTH OF	OPP. STRENGTH	TEAM	ADJ.	CONF.	ADJ CONF.
Average RPI Loss:	117	RECORD	PCT. RANK	GAMES	SCHEDULE	OF SCHEDULE	RPI	RPI	RPI	RPI
DIV. I ONLY	5- 17	298	1- 8	105	122	243	243	8	8	
DIV. I NON-CONF.	4- 7	222	0- 0	123	286	200	200	7	7	
TOTALS	RPI 1-25	RPI 26-50	W-L RECORDS	RPI 51-100	RPI 101-150	RPI 150+				
5- 17	0- 1	0- 3	OVERALL	0- 3	1- 3	4- 7				
2- 8	0- 1	0- 0	HOME	0- 2	1- 1	1- 4				
3- 6	0- 0	0- 1	AWAY	0- 1	0- 1	3- 3				
0- 3	0- 0	0- 2	NEUTRAL	0- 0	0- 1	0- 0				
4- 7	0- 0	0- 2	NON-CONFERENCE	0- 0	1- 2	3- 3				
1- 3	0- 0	0- 0	HOME	0- 0	1- 1	0- 2				
3- 1	0- 0	0- 0	AWAY	0- 0	0- 0	3- 1				
0- 3	0- 0	0- 2	NEUTRAL	0- 0	0- 1	0- 0				
1- 10	0- 1	0- 1	CONFERENCE	0- 3	0- 1	1- 4				
1- 5	0- 1	0- 0	HOME	0- 2	0- 0	1- 2				
0- 5	0- 0	0- 1	AWAY	0- 1	0- 1	0- 2				
0- 0	0- 0	0- 0	NEUTRAL	0- 0	0- 0	0- 0				

RPI 1-25				RPI 26-50				RPI 51-100				RPI 101+ Team's RPI: 243			
RPI	S	Opponent	Score	RPI	S	Opponent	Score	RPI	S	Opponent	Score	RPI	S	Opponent	Score
3	H	UConn	37 76	36	N	George Washington	78 82	59	H	Temple	66 75	102	N	Wright St.	61 75
				43	N	Iowa	50 64	82	A	Tulane	48 70	122	A	Memphis	57 74
				45	A	South Fla.	49 73	82	H	Tulane	56 59	127	H	La.-Lafayette	52 51
												150	H	Long Beach St.	41 47
												160	H	SMU	48 50
												165	A	East Carolina	70 76
												178	H	UNLV	60 63
												180	H	Tulsa	62 79
												184	A	Col. of Charleston	48 55
												186	H	UTRGV	45 55
												212	A	Cincinnati	50 56
												245	A	Rice	62 59
												261	H	UCF	64 55
												320	A	Incarnate Word	67 51
												326	A	A&M-Corpus Christi	76 73
LAST 12 Division I GAMES:															
82	H	Tulane	56 59	160	H	SMU	48 50								
261	H	UCF	64 55	3	H	UConn	37 76								
212	A	Cincinnati	50 56	122	A	Memphis	57 74								
45	A	South Fla.	49 73	59	H	Temple	66 75								
180	H	Tulsa	62 79	82	A	Tulane	48 70								
165	A	East Carolina	70 76	186	H	UTRGV	45 55								

Non-Div I Games:

Houston

■ Loss,
■ Non-Conf, S Site,
■ Home
■ Away
N Neutral

Houston Baptist

Through Games Of Feb. 6, 2016

Average RPI Win:	292	WON-LOST	WINNING	LAST 10	STRENGTH OF	OPP. STRENGTH	TEAM	ADJ.	CONF.	ADJ CONF.
Average RPI Loss:	165	RECORD	PCT. RANK	GAMES	SCHEDULE	OF SCHEDULE	RPI	RPI	RPI	RPI
DIV. I ONLY	7- 11	240	5- 5	231	297	242	242	27	27	
DIV. I NON-CONF.	2- 5	253	0- 0	166	283	224	224	26	26	
TOTALS	RPI 1-25	RPI 26-50	W-L RECORDS	RPI 51-100	RPI 101-150	RPI 150+				
7- 11	0- 1	0- 0	OVERALL	0- 1	0- 1	7- 8				
3- 4	0- 0	0- 0	HOME	0- 0	0- 0	3- 4				
3- 7	0- 1	0- 0	AWAY	0- 1	0- 1	3- 4				
1- 0	0- 0	0- 0	NEUTRAL	0- 0	0- 0	1- 0				
2- 5	0- 1	0- 0	NON-CONFERENCE	0- 0	0- 0	2- 4				
0- 2	0- 0	0- 0	HOME	0- 0	0- 0	0- 2				
1- 3	0- 1	0- 0	AWAY	0- 0	0- 0	1- 2				
1- 0	0- 0	0- 0	NEUTRAL	0- 0	0- 0	1- 0				
5- 6	0- 0	0- 0	CONFERENCE	0- 1	0- 1	5- 4				
3- 2	0- 0	0- 0	HOME	0- 0	0- 0	3- 2				
2- 4	0- 0	0- 0	AWAY	0- 1	0- 1	2- 2				
0- 0	0- 0	0- 0	NEUTRAL	0- 0	0- 0	0- 0				

RPI 1-25				RPI 26-50				RPI 51-100				RPI 101+ Team's RPI: 242			
RPI	S	Opponent	Score	RPI	S	Opponent	Score	RPI	S	Opponent	Score	RPI	S	Opponent	Score
25	A	UTEP	63 98					62	A	Abilene Christian	60 77	113	A	Central Ark.	44 45
												157	H	Texas-Arlington	40 64
												172	H	McNeese St.	64 71
												173	A	Northwestern St.	44 55
												189	H	Texas St.	66 71
												193	A	New Mexico	57 65
												228	A	UTSA	50 79
												233	H	Stephen F. Austin	50 64
												239	A	Texas Southern	77 65
												258	H	Sam Houston St.	67 63
												262	N	Omaha	64 51
												272	A	Lamar	70 77
												308	H	Southeastern La.	64 56
												312	H	Nicholls St.	80 71
												326	A	A&M-Corpus Christi	73 59
												336	A	New Orleans	71 51
LAST 12 Division I GAMES:															
233	H	Stephen F. Austin	50 64	113	A	Central Ark.	44 45								
326	A	A&M-Corpus Christi	73 59	308	H	Southeastern La.	64 56								
258	H	Sam Houston St.	67 63	312	H	Nicholls St.	80 71								
62	A	Abilene Christian	60 77	172	H	McNeese St.	64 71								
272	A	Lamar	70 77	173	A	Northwestern St.	44 55								
336	A	New Orleans	71 51	157	H	Texas-Arlington	40 64								

Non-Div I Games: Trinity (TX) 60 46 Huston-Tillotson 96 65 Paul Quinn 95 42

Houston Baptist

Loss, Non-Conf, S Site, H Home A Away N Neutral

Average RPI Win: 286	WON-LOST	WINNING	LAST 10	STRENGTH OF	OPP. STRENGTH	TEAM	ADJ.	CONF.	ADJ CONF.
Average RPI Loss: 206	RECORD	PCT. RANK	GAMES	SCHEDULE	OF SCHEDULE	RPI	RPI	RPI	RPI
DIV. I ONLY	3- 18	328	1- 8	287	305	334	334	30	30
DIV. I NON-CONF.	2- 11	306	2- 3	154	250	275	275	30	30
TOTALS	RPI 1-25	RPI 26-50	W-L RECORDS	RPI 51-100	RPI 101-150	RPI 150+			
3- 18	0- 0	0- 2	OVERALL	0- 2	0- 2	3- 12			
1- 6	0- 0	0- 0	HOME	0- 0	0- 0	1- 6			
2- 11	0- 0	0- 1	AWAY	0- 2	0- 1	2- 6			
0- 1	0- 0	0- 0	NEUTRAL	0- 0	0- 1	0- 0			
2- 11	0- 0	0- 2	NON-CONFERENCE	0- 2	0- 2	2- 5			
1- 3	0- 0	0- 0	HOME	0- 0	0- 0	1- 3			
1- 7	0- 0	0- 2	AWAY	0- 2	0- 1	1- 2			
0- 1	0- 0	0- 0	NEUTRAL	0- 0	0- 1	0- 0			
1- 7	0- 0	0- 0	CONFERENCE	0- 0	0- 0	1- 7			
0- 3	0- 0	0- 0	HOME	0- 0	0- 0	0- 3			
1- 4	0- 0	0- 0	AWAY	0- 0	0- 0	1- 4			
0- 0	0- 0	0- 0	NEUTRAL	0- 0	0- 0	0- 0			

RPI S	Opponent	Score	RPI S	Opponent	Score	RPI S	Opponent	Score	RPI S	Opponent	Score	Team's RPI: 334
27	A Duquesne	62 86	79	A Northwestern	49 89	130	N Mercer	53 70				
30	A Syracuse	48 97	99	A Arizona	28 65	145	A Xavier	47 70				
						156	H Old Dominion	64 83				
						167	H Cornell	76 74				
						219	A Ill.-Chicago	48 75				
						230	A Morgan St.	66 78				
						240	H Coppin St.	67 83				
						252	H Bethune-Cookman	77 81				
						264	A Georgia St.	58 65				
						275	A N.C. A&T	70 88				
						283	H La Salle	68 71				
						298	A UMES	59 62				
						306	A Delaware St.	86 87				
						327	H LIU Brooklyn	72 89				
						342	A Mt. St. Mary's	62 49				
						348	H Norfolk St.	108 110				
						349	A N.C. Central	68 61				
LAST 12 Division I GAMES:												
348	H Norfolk St.	108 110	167	H Cornell	76 74							
298	A UMES	59 62	30	A Syracuse	48 97							
230	A Morgan St.	66 78	145	A Xavier	47 70							
252	H Bethune-Cookman	77 81	156	H Old Dominion	64 83							
306	A Delaware St.	86 87	342	A Mt. St. Mary's	62 49							
240	H Coppin St.	67 83	349	A N.C. Central	68 61							

Non-Div I Games:

Howard

Average RPI Win:	323	WON-LOST	WINNING	LAST 10	STRENGTH OF	OPP. STRENGTH	TEAM	ADJ.	CONF.	ADJ CONF.
Average RPI Loss:	173	RECORD	PCT. RANK	GAMES	SCHEDULE	OF SCHEDULE	RPI	RPI	RPI	RPI
DIV. I ONLY	3- 18	328	1- 9	228	267	333	333	18	18	
DIV. I NON-CONF.	2- 9	296	0- 2	202	293	312	312	19	19	
TOTALS	RPI 1-25	RPI 26-50	W-L RECORDS	RPI 51-100	RPI 101-150	RPI 150+				
3- 18	0- 0	0- 2	OVERALL	0- 2	0- 3	3- 11				
3- 7	0- 0	0- 1	HOME	0- 1	0- 2	3- 3				
0- 11	0- 0	0- 1	AWAY	0- 1	0- 1	0- 8				
0- 0	0- 0	0- 0	NEUTRAL	0- 0	0- 0	0- 0				
2- 9	0- 0	0- 2	NON-CONFERENCE	0- 0	0- 2	2- 5				
2- 3	0- 0	0- 1	HOME	0- 0	0- 1	2- 1				
0- 6	0- 0	0- 1	AWAY	0- 0	0- 1	0- 4				
0- 0	0- 0	0- 0	NEUTRAL	0- 0	0- 0	0- 0				
1- 9	0- 0	0- 0	CONFERENCE	0- 2	0- 1	1- 6				
1- 4	0- 0	0- 0	HOME	0- 1	0- 1	1- 2				
0- 5	0- 0	0- 0	AWAY	0- 1	0- 0	0- 4				
0- 0	0- 0	0- 0	NEUTRAL	0- 0	0- 0	0- 0				

RPI 1-25				RPI 26-50				RPI 51-100				RPI 101+				Team's RPI: 333	
RPI	S	Opponent	Score	RPI	S	Opponent	Score	RPI	S	Opponent	Score	RPI	S	Opponent	Score		
				35	A	Ohio	52 79	57	H	South Dakota St.	42 61	111	H	IUPUI	50 69		
				46	H	Indiana	72 79	88	A	South Dakota	60 92	125	H	Western Mich.	48 70		
												149	A	Northern Ky.	64 77		
												161	A	Oral Roberts	59 61		
												162	A	Detroit	63 64		
												176	A	Milwaukee	60 73		
												207	A	Oakland	74 81		
												223	A	Fairfield	62 74		
												226	A	Western Ill.	87 88		
												226	H	Western Ill.	74 78		
												235	H	USC Upstate	81 84		
												262	H	Omaha	58 60		
												300	A	Denver	50 53		
												300	H	Denver	61 49		
												319	A	North Dakota St.	85 94		
												331	H	Kent St.	86 68		
												339	H	Chicago St.	62 51		
LAST 12 Division I GAMES:																	
				226	A	Western Ill.	87 88	57	H	South Dakota St.	42 61						
				300	H	Denver	61 49	300	A	Denver	50 53						
				262	H	Omaha	58 60	226	H	Western Ill.	74 78						
				319	A	North Dakota St.	85 94	111	H	IUPUI	50 69						
				88	A	South Dakota	60 92	176	A	Milwaukee	60 73						
				161	A	Oral Roberts	59 61	207	A	Oakland	74 81						

Non-Div I Games: Trine 82 62 Grace (IN) 91 39

IPFW

Loss, Non-Conf, S Site, H Home A Away N Neutral

Average RPI Win: 219	WON-LOST	WINNING	LAST 10	STRENGTH OF	OPP. STRENGTH	TEAM	ADJ.	CONF.	ADJ CONF.
Average RPI Loss: 134	RECORD	PCT. RANK	GAMES	SCHEDULE	OF SCHEDULE	RPI	RPI	RPI	RPI
DIV. I ONLY	14- 7	89	7- 3	214	191	111	111	18	18
DIV. I NON-CONF.	7- 4	110	1- 1	212	124	115	115	19	19
TOTALS	RPI 1-25	RPI 26-50	W-L RECORDS	RPI 51-100	RPI 101-150	RPI 150+			
14- 7	0- 1	0- 0	OVERALL	2- 3	1- 0	11- 3			
7- 2	0- 0	0- 0	HOME	1- 1	1- 0	5- 1			
6- 5	0- 1	0- 0	AWAY	1- 2	0- 0	5- 2			
1- 0	0- 0	0- 0	NEUTRAL	0- 0	0- 0	1- 0			
7- 4	0- 1	0- 0	NON-CONFERENCE	2- 1	1- 0	4- 2			
3- 1	0- 0	0- 0	HOME	1- 1	1- 0	1- 0			
3- 3	0- 1	0- 0	AWAY	1- 0	0- 0	2- 2			
1- 0	0- 0	0- 0	NEUTRAL	0- 0	0- 0	1- 0			
7- 3	0- 0	0- 0	CONFERENCE	0- 2	0- 0	7- 1			
4- 1	0- 0	0- 0	HOME	0- 0	0- 0	4- 1			
3- 2	0- 0	0- 0	AWAY	0- 2	0- 0	3- 0			
0- 0	0- 0	0- 0	NEUTRAL	0- 0	0- 0	0- 0			

RPI 1-25				RPI 26-50				RPI 51-100				RPI 101+ Team's RPI: 111			
RPI	S	Opponent	Score	RPI	S	Opponent	Score	RPI	S	Opponent	Score	RPI	S	Opponent	Score
15	A	Louisville	61 70					57	A	South Dakota St.	66 68	112	H	Belmont	62 59
								76	H	Georgia Tech	50 60	155	A	SIUE	85 67
								81	A	Marquette	60 55	161	A	Oral Roberts	57 54
								88	A	South Dakota	59 65	161	H	Oral Roberts	47 52
								96	H	VCU	70 69	201	A	North Texas	67 68
												226	A	Western Ill.	68 60
												226	H	Western Ill.	96 87
												233	N	Stephen F. Austin	62 55
												249	H	Indiana St.	68 43
												262	H	Omaha	75 59
												300	H	Denver	81 75
												318	A	Evansville	68 62
												319	H	North Dakota St.	67 44
												333	A	IPFW	69 50
												337	A	Eastern Ill.	71 77
LAST 12 Division I GAMES:															
226	H	Western Ill.	96 87	262	H	Omaha	75 59								
161	A	Oral Roberts	57 54	226	A	Western Ill.	68 60								
300	H	Denver	81 75	161	H	Oral Roberts	47 52								
88	A	South Dakota	59 65	333	A	IPFW	69 50								
57	A	South Dakota St.	66 68	318	A	Evansville	68 62								
319	H	North Dakota St.	67 44	76	H	Georgia Tech	50 60								

Non-Div I Games: Oakland City 104 30 Ind.-Southeast 99 50

IUPUI

Loss, Non-Conf, S Site, H Home A Away N Neutral

Idaho

Through Games Of Feb. 6, 2016

Average RPI Win:	236	WON-LOST	WINNING	LAST 10	STRENGTH OF	OPP. STRENGTH	TEAM	ADJ.	CONF.	ADJ CONF.
Average RPI Loss:	96	RECORD	PCT. RANK	GAMES	SCHEDULE	OF SCHEDULE	RPI	RPI	RPI	RPI
DIV. I ONLY	15- 6	68	8- 2	259	144	135	135	20	20	
DIV. I NON-CONF.	6- 4	125	0- 0	127	100	126	126	20	20	
TOTALS	RPI 1-25	RPI 26-50	W-L RECORDS	RPI 51-100	RPI 101-150	RPI 150+				
15- 6	0- 1	0- 1	OVERALL	1- 1	1- 1	13- 2				
9- 3	0- 0	0- 0	HOME	0- 1	1- 0	8- 2				
4- 2	0- 1	0- 0	AWAY	0- 0	0- 1	4- 0				
2- 1	0- 0	0- 1	NEUTRAL	1- 0	0- 0	1- 0				
6- 4	0- 1	0- 1	NON-CONFERENCE	1- 1	0- 1	5- 0				
4- 1	0- 0	0- 0	HOME	0- 1	0- 0	4- 0				
0- 2	0- 1	0- 0	AWAY	0- 0	0- 1	0- 0				
2- 1	0- 0	0- 1	NEUTRAL	1- 0	0- 0	1- 0				
9- 2	0- 0	0- 0	CONFERENCE	0- 0	1- 0	8- 2				
5- 2	0- 0	0- 0	HOME	0- 0	1- 0	4- 2				
4- 0	0- 0	0- 0	AWAY	0- 0	0- 0	4- 0				
0- 0	0- 0	0- 0	NEUTRAL	0- 0	0- 0	0- 0				

RPI 1-25			RPI 26-50			RPI 51-100			RPI 101+			Team's RPI: 135
RPI	S	Opponent	Score	RPI	S	Opponent	Score	RPI	S	Opponent	Score	
7	A	Oregon St.	44 69	39	N	Duke	68 74	62	H	Abilene Christian	59 71	126 H North Dakota 92 65
								94	N	Iowa St.	97 65	128 A Texas Tech 62 78
												159 H Montana St. 59 62
												166 H Northern Colo. 66 56
												181 H Eastern Wash. 66 74
												189 N Texas St. 75 55
												210 A Sacramento St. 98 88
												221 H Montana 78 61
												248 H Seattle 64 60
												250 H Wyoming 61 57
												255 A Northern Ariz. 72 51
												255 H Northern Ariz. 79 59
												267 H UC Santa Barbara 64 42
												281 H CSUN 106 50
												323 A Portland St. 94 65
												328 A Southern Utah 62 51
												328 H Southern Utah 93 48
LAST 12 Division I GAMES:												
255	H	Northern Ariz.	79 59	328	A	Southern Utah	62 51					
328	H	Southern Utah	93 48	255	A	Northern Ariz.	72 51					
323	A	Portland St.	94 65	181	H	Eastern Wash.	66 74					
210	A	Sacramento St.	98 88	166	H	Northern Colo.	66 56					
159	H	Montana St.	59 62	126	H	North Dakota	92 65					
221	H	Montana	78 61	62	H	Abilene Christian	59 71					

Non-Div I Games: Carroll (MT) 75 47 Northwest Chrst. 71 48

Idaho

Loss, Non-Conf, S Site, H Home A Away N Neutral

Average RPI Win:	231	WON-LOST	WINNING	LAST 10	STRENGTH OF	OPP. STRENGTH	TEAM	ADJ.	CONF.	ADJ CONF.
Average RPI Loss:	135	RECORD	PCT. RANK	GAMES	SCHEDULE	OF SCHEDULE	RPI	RPI	RPI	RPI
DIV. I ONLY	8- 11	214	0- 2	198	139	199	199	20	20	
DIV. I NON-CONF.	5- 4	138	0- 1	41	123	54	54	20	20	
TOTALS	RPI 1-25	RPI 26-50	W-L RECORDS	RPI 51-100	RPI 101-150	RPI 150+				
8- 11	0- 2	0- 0	OVERALL	0- 1	1- 3	7- 5				
3- 4	0- 0	0- 0	HOME	0- 0	0- 1	3- 3				
4- 7	0- 2	0- 0	AWAY	0- 1	1- 2	3- 2				
1- 0	0- 0	0- 0	NEUTRAL	0- 0	0- 0	1- 0				
5- 4	0- 2	0- 0	NON-CONFERENCE	0- 1	1- 1	4- 0				
2- 0	0- 0	0- 0	HOME	0- 0	0- 0	2- 0				
2- 4	0- 2	0- 0	AWAY	0- 1	1- 1	1- 0				
1- 0	0- 0	0- 0	NEUTRAL	0- 0	0- 0	1- 0				
3- 7	0- 0	0- 0	CONFERENCE	0- 0	0- 2	3- 5				
1- 4	0- 0	0- 0	HOME	0- 0	0- 1	1- 3				
2- 3	0- 0	0- 0	AWAY	0- 0	0- 1	2- 2				
0- 0	0- 0	0- 0	NEUTRAL	0- 0	0- 0	0- 0				

RPI 1-25				RPI 26-50				RPI 51-100				RPI 101+ Team's RPI: 199			
RPI	S	Opponent	Score	RPI	S	Opponent	Score	RPI	S	Opponent	Score	RPI	S	Opponent	Score
18	A	Michigan St.	60 79					79	A	Northwestern	36 72	126	A	North Dakota	42 45
25	A	UTEP	54 67									126	H	North Dakota	57 60
												128	A	Texas Tech	64 79
												129	A	Boise St.	80 77
												166	A	Northern Colo.	47 48
												166	H	Northern Colo.	59 61
												190	A	Weber St.	58 57
												190	H	Weber St.	46 61
												200	N	Southeast Mo. St.	65 64
												210	H	Sacramento St.	59 68
												214	A	Utah Valley	56 47
												218	H	Utah St.	81 67
												248	H	Seattle	83 67
												255	A	Northern Ariz.	62 63
												323	H	Portland St.	71 70
												328	A	Southern Utah	71 67
LAST 12 Division I GAMES:															
25	A	UTEP	54 67	323	H	Portland St.	71 70								
166	H	Northern Colo.	59 61	210	H	Sacramento St.	59 68								
126	H	North Dakota	57 60	126	A	North Dakota	42 45								
255	A	Northern Ariz.	62 63	166	A	Northern Colo.	47 48								
328	A	Southern Utah	71 67	190	H	Weber St.	46 61								
190	A	Weber St.	58 57	214	A	Utah Valley	56 47								

Non-Div I Games: Colo. Christian 82 56 Montana Tech 82 55

Idaho St.

Loss, Non-Conf, S Site, H Home A Away N Neutral

Ill.-Chicago

Through Games Of Feb. 6, 2016

Average RPI Win:	280	WON-LOST	WINNING	LAST 10	STRENGTH OF	OPP. STRENGTH	TEAM	ADJ.	CONF.	ADJ CONF.
Average RPI Loss:	122	RECORD	PCT. RANK	GAMES	SCHEDULE	OF SCHEDULE	RPI	RPI	RPI	RPI
DIV. I ONLY	11- 11	168	2- 8	264	211	219	219	14	14	
DIV. I NON-CONF.	9- 2	37	1- 0	339	290	170	170	15	15	
TOTALS	RPI 1-25	RPI 26-50	W-L RECORDS	RPI 51-100	RPI 101-150	RPI 150+				
11- 11	0- 1	0- 1	OVERALL	1- 0	0- 6	10- 3				
5- 6	0- 0	0- 0	HOME	1- 0	0- 4	4- 2				
6- 5	0- 1	0- 1	AWAY	0- 0	0- 2	6- 1				
0- 0	0- 0	0- 0	NEUTRAL	0- 0	0- 0	0- 0				
9- 2	0- 0	0- 1	NON-CONFERENCE	1- 0	0- 1	8- 0				
4- 1	0- 0	0- 0	HOME	1- 0	0- 1	3- 0				
5- 1	0- 0	0- 1	AWAY	0- 0	0- 0	5- 0				
0- 0	0- 0	0- 0	NEUTRAL	0- 0	0- 0	0- 0				
2- 9	0- 1	0- 0	CONFERENCE	0- 0	0- 5	2- 3				
1- 5	0- 0	0- 0	HOME	0- 0	0- 3	1- 2				
1- 4	0- 1	0- 0	AWAY	0- 0	0- 2	1- 1				
0- 0	0- 0	0- 0	NEUTRAL	0- 0	0- 0	0- 0				

RPI 1-25				RPI 26-50				RPI 51-100				RPI 101+ Team's RPI: 219			
RPI	S	Opponent	Score	RPI	S	Opponent	Score	RPI	S	Opponent	Score	RPI	S	Opponent	Score
22	A	Green Bay	22 64	37	A	Purdue	51 62	84	H	Central Mich.	66 63	102	A	Wright St.	62 73
												102	H	Wright St.	72 80
												108	H	Toledo	51 60
												124	H	Youngstown St.	64 69
												149	A	Northern Ky.	53 55
												149	H	Northern Ky.	61 72
												162	H	Detroit	80 89
												176	A	Milwaukee	53 54
												207	H	Oakland	76 78
												209	A	Valparaiso	54 50
												226	A	Western Ill.	78 70
												300	A	Denver	56 46
												301	H	Cleveland St.	80 62
												314	A	Bradley	66 56
												315	H	Nevada	70 55
												317	A	Illinois St.	74 65
												334	H	Howard	75 48
												337	H	Eastern Ill.	66 54
												339	A	Chicago St.	51 47
LAST 12 Division I GAMES:															
102	H	Wright St.	72 80	176	A	Milwaukee	53 54								
149	H	Northern Ky.	61 72	162	H	Detroit	80 89								
209	A	Valparaiso	54 50	207	H	Oakland	76 78								
301	H	Cleveland St.	80 62	149	A	Northern Ky.	53 55								
124	H	Youngstown St.	64 69	102	A	Wright St.	62 73								
22	A	Green Bay	22 64	337	H	Eastern Ill.	66 54								

Non-Div I Games:

Ill.-Chicago

■ Loss,
 ■ Non-Conf, S Site,
 ■ Home
 ■ Away
 N Neutral

Illinois

Through Games Of Feb. 6, 2016

Average RPI Win:	162	WON-LOST	WINNING	LAST 10	STRENGTH OF	OPP. STRENGTH	TEAM	ADJ.	CONF.	ADJ CONF.
Average RPI Loss:	65	RECORD	PCT. RANK	GAMES	SCHEDULE	OF SCHEDULE	RPI	RPI	RPI	RPI
DIV. I ONLY	8- 14	247	1- 9	10	82	152	152	4	4	
DIV. I NON-CONF.	7- 4	110	0- 1	10	257	79	79	4	4	
TOTALS	RPI 1-25	RPI 26-50	W-L RECORDS	RPI 51-100	RPI 101-150	RPI 150+				
8- 14	0- 2	1- 5	OVERALL	2- 5	1- 2	4- 0				
8- 7	0- 2	1- 1	HOME	2- 3	1- 1	4- 0				
0- 7	0- 0	0- 4	AWAY	0- 2	0- 1	0- 0				
0- 0	0- 0	0- 0	NEUTRAL	0- 0	0- 0	0- 0				
7- 4	0- 0	1- 2	NON-CONFERENCE	2- 1	1- 1	3- 0				
7- 2	0- 0	1- 1	HOME	2- 1	1- 0	3- 0				
0- 2	0- 0	0- 1	AWAY	0- 0	0- 1	0- 0				
0- 0	0- 0	0- 0	NEUTRAL	0- 0	0- 0	0- 0				
1- 10	0- 2	0- 3	CONFERENCE	0- 4	0- 1	1- 0				
1- 5	0- 2	0- 0	HOME	0- 2	0- 1	1- 0				
0- 5	0- 0	0- 3	AWAY	0- 2	0- 0	0- 0				
0- 0	0- 0	0- 0	NEUTRAL	0- 0	0- 0	0- 0				

RPI S	Opponent	Score	RPI S	Opponent	Score	RPI S	Opponent	Score	RPI S	Opponent	Score	Team's RPI: 152
6	H Ohio St.	70 80	35	H Ohio	62 53	66	A Nebraska	57 73	122	A Memphis	75 81	
11	H Maryland	63 79	36	H George Washington	57 70	79	H Northwestern	59 69	137	H Penn St.	56 65	
			37	A Purdue	65 69	84	H Central Mich.	74 69	144	H Southern Ill.	78 64	
			42	A Miami (FL)	64 73	88	H South Dakota	76 85	158	H Wisconsin	71 65	
			44	A Rutgers	54 67	89	H UT Martin	94 74	204	H Lehigh	76 67	
			46	A Indiana	66 68	98	A Minnesota	77 82	246	H Tennessee St.	98 43	
						98	H Minnesota	75 106	339	H Chicago St.	67 36	
LAST 12 Division I GAMES:												
79	H Northwestern	59 69	44	A Rutgers	54 67							
6	H Ohio St.	70 80	66	A Nebraska	57 73							
98	A Minnesota	77 82	98	H Minnesota	75 106							
137	H Penn St.	56 65	37	A Purdue	65 69							
46	A Indiana	66 68	11	H Maryland	63 79							
158	H Wisconsin	71 65	36	H George Washington	57 70							

Non-Div I Games:

Illinois

Loss, Non-Conf, S Site, H Home A Away N Neutral

Average RPI Win:	300	WON-LOST	WINNING	LAST 10	STRENGTH OF	OPP. STRENGTH	TEAM	ADJ.	CONF.	ADJ CONF.
Average RPI Loss:	170	RECORD	PCT. RANK	GAMES	SCHEDULE	OF SCHEDULE	RPI	RPI	RPI	RPI
DIV. I ONLY	6- 15	280	4- 6	299	222	317	317	21	21	
DIV. I NON-CONF.	2- 9	296	1- 1	297	256	343	343	17	17	
TOTALS	RPI 1-25	RPI 26-50	W-L RECORDS	RPI 51-100	RPI 101-150	RPI 150+				
6- 15	0- 1	0- 0	OVERALL	0- 1	0- 5	6- 8				
5- 5	0- 0	0- 0	HOME	0- 1	0- 1	5- 3				
1- 8	0- 1	0- 0	AWAY	0- 0	0- 4	1- 3				
0- 2	0- 0	0- 0	NEUTRAL	0- 0	0- 0	0- 2				
2- 9	0- 1	0- 0	NON-CONFERENCE	0- 0	0- 1	2- 7				
2- 3	0- 0	0- 0	HOME	0- 0	0- 0	2- 3				
0- 4	0- 1	0- 0	AWAY	0- 0	0- 1	0- 2				
0- 2	0- 0	0- 0	NEUTRAL	0- 0	0- 0	0- 2				
4- 6	0- 0	0- 0	CONFERENCE	0- 1	0- 4	4- 1				
3- 2	0- 0	0- 0	HOME	0- 1	0- 1	3- 0				
1- 4	0- 0	0- 0	AWAY	0- 0	0- 3	1- 1				
0- 0	0- 0	0- 0	NEUTRAL	0- 0	0- 0	0- 0				

RPI 1-25				RPI 26-50				RPI 51-100				RPI 101+ Team's RPI: 317			
RPI	S	Opponent	Score	RPI	S	Opponent	Score	RPI	S	Opponent	Score	RPI	S	Opponent	Score
23	A	DePaul	41 89					91	H	Missouri St.	51 73	106	A	Drake	41 76
												107	A	Yale	47 60
												118	A	UNI	51 65
												142	H	Loyola Chicago	41 57
												144	A	Southern Ill.	71 76
												155	H	SIUE	57 65
												219	H	Ill.-Chicago	65 74
												226	H	Western Ill.	64 79
												228	A	UTSA	51 77
												231	A	Bowling Green	52 70
												249	A	Indiana St.	56 63
												249	H	Indiana St.	73 62
												256	N	Northern Ill.	59 68
												262	N	Omaha	56 60
												287	H	Wichita St.	70 49
												290	H	Murray St.	81 76
												314	H	Bradley	54 49
												318	A	Evansville	64 57
												339	H	Chicago St.	57 53
LAST 12 Division I GAMES:															
249	H	Indiana St.	73 62	118	A	UNI	51 65								
144	A	Southern Ill.	71 76	249	A	Indiana St.	56 63								
318	A	Evansville	64 57	287	H	Wichita St.	70 49								
142	H	Loyola Chicago	41 57	91	H	Missouri St.	51 73								
314	H	Bradley	54 49	226	H	Western Ill.	64 79								
106	A	Drake	41 76	339	H	Chicago St.	57 53								

Non-Div I Games:

Illinois St.

Average RPI Win:	264	WON-LOST	WINNING	LAST 10	STRENGTH OF	OPP. STRENGTH	TEAM	ADJ.	CONF.	ADJ CONF.
Average RPI Loss:	199	RECORD	PCT. RANK	GAMES	SCHEDULE	OF SCHEDULE	RPI	RPI	RPI	RPI
DIV. I ONLY	3- 14	321	3- 7	293	262	320	320	27	27	
DIV. I NON-CONF.	0- 7	338	0- 2	144	167	321	321	26	26	
TOTALS	RPI 1-25	RPI 26-50	W-L RECORDS	RPI 51-100	RPI 101-150	RPI 150+				
3- 14	0- 0	0- 1	OVERALL	0- 2	0- 1	3- 10				
0- 8	0- 0	0- 0	HOME	0- 1	0- 0	0- 7				
3- 6	0- 0	0- 1	AWAY	0- 1	0- 1	3- 3				
0- 0	0- 0	0- 0	NEUTRAL	0- 0	0- 0	0- 0				
0- 7	0- 0	0- 1	NON-CONFERENCE	0- 1	0- 1	0- 4				
0- 3	0- 0	0- 0	HOME	0- 0	0- 0	0- 3				
0- 4	0- 0	0- 1	AWAY	0- 1	0- 1	0- 1				
0- 0	0- 0	0- 0	NEUTRAL	0- 0	0- 0	0- 0				
3- 7	0- 0	0- 0	CONFERENCE	0- 1	0- 0	3- 6				
0- 5	0- 0	0- 0	HOME	0- 1	0- 0	0- 4				
3- 2	0- 0	0- 0	AWAY	0- 0	0- 0	3- 2				
0- 0	0- 0	0- 0	NEUTRAL	0- 0	0- 0	0- 0				

RPI 1-25				RPI 26-50				RPI 51-100				RPI 101+ Team's RPI: 320			
RPI	S	Opponent	Score	RPI	S	Opponent	Score	RPI	S	Opponent	Score	RPI	S	Opponent	Score
				37	A	Purdue	27 95	60	A	Colorado St.	37 60	128	A	Texas Tech	55 70
								62	H	Abilene Christian	71 86	172	A	McNeese St.	68 55
												173	H	Northwestern St.	48 53
												186	A	UTRGV	47 60
												186	H	UTRGV	50 68
												201	H	North Texas	55 62
												243	H	Houston	51 67
												258	H	Sam Houston St.	60 65
												272	A	Lamar	49 59
												308	A	Southeastern La.	70 66
												312	A	Nicholls St.	63 61
												312	H	Nicholls St.	64 66
												326	H	A&M-Corpus Christi	56 57
												336	A	New Orleans	49 55
LAST 12 Division I GAMES:															
				272	A	Lamar	49 59	308	A	Southeastern La.	70 66				
				312	A	Nicholls St.	63 61	173	H	Northwestern St.	48 53				
				312	H	Nicholls St.	64 66	336	A	New Orleans	49 55				
				326	H	A&M-Corpus Christi	56 57	258	H	Sam Houston St.	60 65				
				62	H	Abilene Christian	71 86	201	H	North Texas	55 62				
				172	A	McNeese St.	68 55	186	A	UTRGV	47 60				

Non-Div I Games: LSU-Alexandria 96 59 Howard Payne 78 65 Sul Ross St. 54 35 Trinity (TX) 55 61 Incarnate Word

Indiana

Through Games Of Feb. 6, 2016

Average RPI Win:	133	WON-LOST	WINNING	LAST 10	STRENGTH OF	OPP. STRENGTH	TEAM	ADJ.	CONF.	ADJ CONF.
Average RPI Loss:	50	RECORD	PCT. RANK	GAMES	SCHEDULE	OF SCHEDULE	RPI	RPI	RPI	RPI
DIV. I ONLY	14- 9	109	6- 4	33	17	46	46	4	4	
DIV. I NON-CONF.	8- 4	100	1- 0	72	65	69	69	4	4	
TOTALS	RPI 1-25	RPI 26-50	W-L RECORDS	RPI 51-100	RPI 101-150	RPI 150+				
14- 9	1- 3	2- 4	OVERALL	4- 1	2- 0	5- 1				
10- 0	1- 0	2- 0	HOME	3- 0	2- 0	2- 0				
3- 6	0- 3	0- 1	AWAY	1- 1	0- 0	2- 1				
1- 3	0- 0	0- 3	NEUTRAL	0- 0	0- 0	1- 0				
8- 4	0- 1	0- 3	NON-CONFERENCE	2- 0	2- 0	4- 0				
5- 0	0- 0	0- 0	HOME	2- 0	2- 0	1- 0				
2- 1	0- 1	0- 0	AWAY	0- 0	0- 0	2- 0				
1- 3	0- 0	0- 3	NEUTRAL	0- 0	0- 0	1- 0				
6- 5	1- 2	2- 1	CONFERENCE	2- 1	0- 0	1- 1				
5- 0	1- 0	2- 0	HOME	1- 0	0- 0	1- 0				
1- 5	0- 2	0- 1	AWAY	1- 1	0- 0	0- 1				
0- 0	0- 0	0- 0	NEUTRAL	0- 0	0- 0	0- 0				

RPI 1-25				RPI 26-50				Team's RPI: 46	RPI 51-100				RPI 101+			
RPI	S	Opponent	Score	RPI	S	Opponent	Score		RPI	S	Opponent	Score	RPI	S	Opponent	Score
6	A	Ohio St.	70 97	35	N	Ohio	56 63		58	H	Chattanooga	54 43	107	H	Yale	76 60
11	A	Maryland	63 86	37	A	Purdue	53 63		72	H	Michigan	77 69	123	H	Samford	65 56
18	H	Michigan St.	81 65	38	N	West Virginia	64 75		76	H	Georgia Tech	69 60	152	H	Illinois	68 66
23	A	DePaul	69 84	42	N	Miami (FL)	75 89		79	A	Northwestern	91 84	158	A	Wisconsin	69 73
				43	H	Iowa	79 74		98	A	Minnesota	76 78	246	H	Tennessee St.	88 56
				44	H	Rutgers	64 48						249	A	Indiana St.	53 50
													265	N	Austin Peay	90 58
													333	A	IPFW	79 72
LAST 12 Division I GAMES:																
				43	H	Iowa	79 74		18	H	Michigan St.	81 65				
				11	A	Maryland	63 86		37	A	Purdue	53 63				
				44	H	Rutgers	64 48		6	A	Ohio St.	70 97				
				79	A	Northwestern	91 84		72	H	Michigan	77 69				
				152	H	Illinois	68 66		158	A	Wisconsin	69 73				
				98	A	Minnesota	76 78		107	H	Yale	76 60				

Non-Div I Games:

Indiana

■ Loss,
■ Non-Conf,
■ S Site,
■ H Home
■ A Away
N Neutral

Average RPI Win:	265	WON-LOST	WINNING	LAST 10	STRENGTH OF	OPP. STRENGTH	TEAM	ADJ.	CONF.	ADJ CONF.
Average RPI Loss:	145	RECORD	PCT. RANK	GAMES	SCHEDULE	OF SCHEDULE	RPI	RPI	RPI	RPI
DIV. I ONLY	9- 12	211	5- 5	273	215	249	249	21	21	
DIV. I NON-CONF.	4- 7	222	1- 1	232	223	247	247	17	17	
TOTALS	RPI 1-25	RPI 26-50	W-L RECORDS	RPI 51-100	RPI 101-150	RPI 150+				
9- 12	0- 0	0- 1	OVERALL	0- 3	1- 5	8- 3				
6- 4	0- 0	0- 1	HOME	0- 2	1- 0	5- 1				
3- 7	0- 0	0- 0	AWAY	0- 1	0- 5	3- 1				
0- 1	0- 0	0- 0	NEUTRAL	0- 0	0- 0	0- 1				
4- 7	0- 0	0- 1	NON-CONFERENCE	0- 2	0- 2	4- 2				
2- 3	0- 0	0- 1	HOME	0- 1	0- 0	2- 1				
2- 3	0- 0	0- 0	AWAY	0- 1	0- 2	2- 0				
0- 1	0- 0	0- 0	NEUTRAL	0- 0	0- 0	0- 1				
5- 5	0- 0	0- 0	CONFERENCE	0- 1	1- 3	4- 1				
4- 1	0- 0	0- 0	HOME	0- 1	1- 0	3- 0				
1- 4	0- 0	0- 0	AWAY	0- 0	0- 3	1- 1				
0- 0	0- 0	0- 0	NEUTRAL	0- 0	0- 0	0- 0				

RPI S	Opponent	Score	RPI S	Opponent	Score	RPI S	Opponent	Score	RPI S	Opponent	Score	Team's RPI: 249
46	H Indiana	50 53	83	H Saint Louis	52 62	106	A Drake	55 80	111	A IUPUI	43 68	
			84	A Central Mich.	65 85	118	A UNI	42 53	142	H Loyola Chicago	62 48	
			91	H Missouri St.	51 59	144	A Southern Ill.	64 76	149	A Northern Ky.	67 73	
						180	A Tulsa	67 63	184	H Butler	70 63	
						233	N Stephen F. Austin	62 71	262	H Omaha	50 51	
						287	H Wichita St.	59 33	309	A UMKC	77 47	
						314	H Bradley	59 37	317	A Illinois St.	62 73	
						317	H Illinois St.	63 56	318	A Evansville	59 44	
						337	H Eastern Ill.	60 42				
LAST 12 Division I GAMES:												
317	A Illinois St.	62 73	106	A Drake	55 80							
318	A Evansville	59 44	317	H Illinois St.	63 56							
144	A Southern Ill.	64 76	91	H Missouri St.	51 59							
314	H Bradley	59 37	287	H Wichita St.	59 33							
142	H Loyola Chicago	62 48	184	H Butler	70 63							
118	A UNI	42 53	46	H Indiana	50 53							

Non-Div I Games:

Indiana St.

Average RPI Win: 239	WON-LOST	WINNING	LAST 10	STRENGTH OF	OPP. STRENGTH	TEAM	ADJ.	CONF.	ADJ CONF.
Average RPI Loss: 106	RECORD	PCT. RANK	GAMES	SCHEDULE	OF SCHEDULE	RPI	RPI	RPI	RPI
DIV. I ONLY	15- 9	105	8- 2	211	153	119	119	23	23
DIV. I NON-CONF.	4- 7	222	1- 0	80	20	149	149	24	24
TOTALS	RPI 1-25	RPI 26-50	W-L RECORDS	RPI 51-100	RPI 101-150	RPI 150+			
15- 9	0- 0	0- 3	OVERALL	1- 1	0- 3	14- 2			
8- 1	0- 0	0- 0	HOME	0- 1	0- 0	8- 0			
6- 6	0- 0	0- 2	AWAY	1- 0	0- 2	5- 2			
1- 2	0- 0	0- 1	NEUTRAL	0- 0	0- 1	1- 0			
4- 7	0- 0	0- 3	NON-CONFERENCE	1- 1	0- 3	3- 0			
2- 1	0- 0	0- 0	HOME	0- 1	0- 0	2- 0			
1- 4	0- 0	0- 2	AWAY	1- 0	0- 2	0- 0			
1- 2	0- 0	0- 1	NEUTRAL	0- 0	0- 1	1- 0			
11- 2	0- 0	0- 0	CONFERENCE	0- 0	0- 0	11- 2			
6- 0	0- 0	0- 0	HOME	0- 0	0- 0	6- 0			
5- 2	0- 0	0- 0	AWAY	0- 0	0- 0	5- 2			
0- 0	0- 0	0- 0	NEUTRAL	0- 0	0- 0	0- 0			

RPI 1-25				RPI 26-50				RPI 51-100				RPI 101+				Team's RPI: 119	
RPI	S	Opponent	Score	RPI	S	Opponent	Score	RPI	S	Opponent	Score	RPI	S	Opponent	Score		
				26	N	Southern California	56 76	87	A	Saint Joseph's	81 75	107	N	Yale	48 63		
				36	A	George Washington	65 70	96	H	VCU	58 74	115	A	North Carolina	52 64		
				44	A	Rutgers	33 58					117	A	Stony Brook	53 58		
												153	H	ETSU	56 50		
												175	A	Marist	61 62		
												175	H	Marist	69 49		
												201	H	North Texas	62 51		
												205	A	Canisius	79 76		
												205	H	Canisius	79 56		
												223	A	Fairfield	56 46		
												236	A	Manhattan	56 63		
												236	H	Manhattan	67 56		
												289	A	Niagara	73 52		
												289	H	Niagara	73 46		
												292	A	Monmouth	64 49		
												292	H	Monmouth	68 56		
												297	H	Rider	59 46		
												307	N	Fairleigh Dickinson	77 54		
												329	A	Saint Peter's	65 51		
LAST 12 Division I GAMES:																	
				292	H	Monmouth	68 56	175	A	Marist	61 62						
				205	A	Canisius	79 76	205	H	Canisius	79 56						
				289	A	Niagara	73 52	175	H	Marist	69 49						
				292	A	Monmouth	64 49	329	A	Saint Peter's	65 51						
				289	H	Niagara	73 46	236	H	Manhattan	67 56						
				236	A	Manhattan	56 63	153	H	ETSU	56 50						

Non-Div I Games:

Iona

■ Loss,
 ■ Non-Conf,
 ■ S Site,
 ■ H Home
 ■ A Away
 N Neutral

Average RPI Win:	135	WON-LOST	WINNING	LAST 10	STRENGTH OF	OPP. STRENGTH	TEAM	ADJ.	CONF.	ADJ CONF.
Average RPI Loss:	56	RECORD	PCT. RANK	GAMES	SCHEDULE	OF SCHEDULE	RPI	RPI	RPI	RPI
DIV. I ONLY	15- 8	94	4- 6	41	41	43	43	4	4	
DIV. I NON-CONF.	10- 2	33	1- 0	59	154	23	23	4	4	
TOTALS	RPI 1-25	RPI 26-50	W-L RECORDS	RPI 51-100	RPI 101-150	RPI 150+				
15- 8	0- 2	1- 3	OVERALL	5- 2	4- 1	5- 0				
8- 2	0- 1	1- 0	HOME	2- 0	2- 1	3- 0				
5- 5	0- 1	0- 2	AWAY	3- 2	1- 0	1- 0				
2- 1	0- 0	0- 1	NEUTRAL	0- 0	1- 0	1- 0				
10- 2	0- 0	0- 1	NON-CONFERENCE	2- 1	4- 0	4- 0				
6- 0	0- 0	0- 0	HOME	1- 0	2- 0	3- 0				
2- 1	0- 0	0- 0	AWAY	1- 1	1- 0	0- 0				
2- 1	0- 0	0- 1	NEUTRAL	0- 0	1- 0	1- 0				
5- 6	0- 2	1- 2	CONFERENCE	3- 1	0- 1	1- 0				
2- 2	0- 1	1- 0	HOME	1- 0	0- 1	0- 0				
3- 4	0- 1	0- 2	AWAY	2- 1	0- 0	1- 0				
0- 0	0- 0	0- 0	NEUTRAL	0- 0	0- 0	0- 0				

RPI 1-25				RPI 26-50				Team's RPI: 43		RPI 51-100				RPI 101+			
RPI	S	Opponent	Score	RPI	S	Opponent	Score		RPI	S	Opponent	Score	RPI	S	Opponent	Score	
11	H	Maryland	56 76	36	N	George Washington	77 81		66	A	Nebraska	74 68	102	N	Wright St.	83 77	
18	A	Michigan St.	73 80	37	A	Purdue	73 90		72	A	Michigan	75 82	106	H	Drake	89 76	
				44	H	Rutgers	69 65		72	H	Michigan	85 69	118	A	UNI	80 65	
				46	A	Indiana	74 79		79	A	Northwestern	79 64	126	H	North Dakota	83 61	
									85	A	Virginia	85 73	137	H	Penn St.	69 82	
									89	H	UT Martin	62 56	158	A	Wisconsin	57 54	
									94	A	Iowa St.	66 69	196	H	Robert Morris	69 50	
													226	H	Western Ill.	96 81	
													243	N	Houston	64 50	
													314	H	Bradley	60 53	
LAST 12 Division I GAMES:																	
				46	A	Indiana	74 79		158	A	Wisconsin	57 54					
				79	A	Northwestern	79 64		11	H	Maryland	56 76					
				72	H	Michigan	85 69		72	A	Michigan	75 82					
				37	A	Purdue	73 90		44	H	Rutgers	69 65					
				137	H	Penn St.	69 82		66	A	Nebraska	74 68					
				18	A	Michigan St.	73 80		106	H	Drake	89 76					

Non-Div I Games:

Iowa

Average RPI Win: 172		WON-LOST	WINNING	LAST 10	STRENGTH OF	OPP. STRENGTH	TEAM	ADJ.	CONF.	ADJ CONF.
Average RPI Loss: 57		RECORD	PCT. RANK	GAMES	SCHEDULE	OF SCHEDULE	RPI	RPI	RPI	RPI
DIV. I ONLY		12- 10	149	3- 7	52	39	94	94	3	3
DIV. I NON-CONF.		8- 3	77	1- 0	210	142	113	113	3	3
TOTALS		RPI 1-25	RPI 26-50		W-L RECORDS		RPI 51-100	RPI 101-150	RPI 150+	
12- 10	1- 4	1- 2		OVERALL		1- 1	2- 3	7- 0		
8- 4	1- 2	1- 1		HOME		0- 1	1- 0	5- 0		
3- 4	0- 2	0- 0		AWAY		1- 0	1- 2	1- 0		
1- 2	0- 0	0- 1		NEUTRAL		0- 0	0- 1	1- 0		
8- 3	0- 0	1- 1		NON-CONFERENCE		0- 0	2- 2	5- 0		
6- 0	0- 0	1- 0		HOME		0- 0	1- 0	4- 0		
1- 1	0- 0	0- 0		AWAY		0- 0	1- 1	0- 0		
1- 2	0- 0	0- 1		NEUTRAL		0- 0	0- 1	1- 0		
4- 7	1- 4	0- 1		CONFERENCE		1- 1	0- 1	2- 0		
2- 4	1- 2	0- 1		HOME		0- 1	0- 0	1- 0		
2- 3	0- 2	0- 0		AWAY		1- 0	0- 1	1- 0		
0- 0	0- 0	0- 0		NEUTRAL		0- 0	0- 0	0- 0		

RPI	S	Opponent	Score	RPI	S	Opponent	Score	RPI	S	Opponent	Score	RPI	S	Opponent	Score
4	H	Baylor	61 77	31	H	Oklahoma	71 77	52	A	Kansas St.	84 79	106	A	Drake	70 74
8	A	Texas	54 75	39	N	Duke	48 86	94	H	TCU	62 72	118	A	UNI	84 75
8	H	Texas	49 65	43	H	Iowa	69 66					128	A	Texas Tech	66 69
17	A	Oklahoma St.	76 79									135	N	Idaho	65 97
17	H	Oklahoma St.	49 42									143	H	Hampton	95 59
												189	N	Texas St.	83 61
												192	A	Kansas	63 53
												192	H	Kansas	65 49
												195	H	Southern U.	86 46
												255	H	Northern Ariz.	79 63
												330	H	Ark.-Pine Bluff	70 41
												332	H	Alcorn	91 41
LAST 12 Division I GAMES:															
8	H	Texas	49 65	128	A	Texas Tech	66 69								
192	A	Kansas	63 53	192	H	Kansas	65 49								
31	H	Oklahoma	71 77	8	A	Texas	54 75								
94	H	TCU	62 72	17	H	Oklahoma St.	49 42								
4	H	Baylor	61 77	52	A	Kansas St.	84 79								
17	A	Oklahoma St.	76 79	255	H	Northern Ariz.	79 63								

Non-Div I Games:

Iowa St.

■ Loss,
■ Non-Conf,
■ S Site,
■ H Home
■ A Away
N Neutral

Average RPI Win: 320	WON-LOST	WINNING	LAST 10	STRENGTH OF	OPP. STRENGTH	TEAM	ADJ.	CONF.	ADJ CONF.
Average RPI Loss: 219	RECORD	PCT. RANK	GAMES	SCHEDULE	OF SCHEDULE	RPI	RPI	RPI	RPI
DIV. I ONLY	8- 10	205	5- 5	349	321	325	325	32	32
DIV. I NON-CONF.	3- 5	218	1- 1	340	215	310	310	31	31
TOTALS	RPI 1-25	RPI 26-50	W-L RECORDS	RPI 51-100	RPI 101-150	RPI 150+			
8- 10	0- 1	0- 0	OVERALL	0- 1	0- 0	8- 8			
5- 4	0- 0	0- 0	HOME	0- 0	0- 0	5- 4			
3- 6	0- 1	0- 0	AWAY	0- 1	0- 0	3- 4			
0- 0	0- 0	0- 0	NEUTRAL	0- 0	0- 0	0- 0			
3- 5	0- 1	0- 0	NON-CONFERENCE	0- 1	0- 0	3- 3			
2- 1	0- 0	0- 0	HOME	0- 0	0- 0	2- 1			
1- 4	0- 1	0- 0	AWAY	0- 1	0- 0	1- 2			
0- 0	0- 0	0- 0	NEUTRAL	0- 0	0- 0	0- 0			
5- 5	0- 0	0- 0	CONFERENCE	0- 0	0- 0	5- 5			
3- 3	0- 0	0- 0	HOME	0- 0	0- 0	3- 3			
2- 2	0- 0	0- 0	AWAY	0- 0	0- 0	2- 2			
0- 0	0- 0	0- 0	NEUTRAL	0- 0	0- 0	0- 0			

RPI 1-25				RPI 26-50				RPI 51-100				RPI 101+ Team's RPI: 325			
RPI	S	Opponent	Score	RPI	S	Opponent	Score	RPI	S	Opponent	Score	RPI	S	Opponent	Score
16	A	Kentucky	24 92					82	A	Tulane	49 92	173	A	Northwestern St.	54 59
												195	A	Southern U.	57 84
												202	H	Grambling	58 79
												239	H	Texas Southern	36 62
												273	H	Prairie View	52 62
												277	H	Jacksonville St.	71 65
												288	H	Alabama St.	70 69
												308	A	Southeastern La.	79 72
												330	A	Ark.-Pine Bluff	66 71
												332	A	Alcorn	73 66
												332	H	Alcorn	79 65
												335	H	Lipscomb	53 52
												336	A	New Orleans	68 85
												339	H	Chicago St.	59 76
												345	H	Alabama A&M	59 58
												346	A	Mississippi Val.	72 46
LAST 12 Division I GAMES:															
332	H	Alcorn	79 65	195	A	Southern U.	57 84								
330	A	Ark.-Pine Bluff	66 71	332	A	Alcorn	73 66								
346	A	Mississippi Val.	72 46	345	H	Alabama A&M	59 58								
202	H	Grambling	58 79	288	H	Alabama St.	70 69								
273	H	Prairie View	52 62	335	H	Lipscomb	53 52								
239	H	Texas Southern	36 62	173	A	Northwestern St.	54 59								

Non-Div I Games: Fisk 78 58 Blue Mountain 74 52 Mobile 100 57

Jackson St.

Loss, Non-Conf, S Site, H Home A Away N Neutral

Jacksonville

Through Games Of Feb. 6, 2016

Average RPI Win:	282	WON-LOST	WINNING	LAST 10	STRENGTH OF	OPP. STRENGTH	TEAM	ADJ.	CONF.	ADJ CONF.
Average RPI Loss:	124	RECORD	PCT. RANK	GAMES	SCHEDULE	OF SCHEDULE	RPI	RPI	RPI	RPI
DIV. I ONLY	12- 9	129	8- 2	280	248	170	170	28	28	
DIV. I NON-CONF.	6- 7	176	2- 2	268	214	205	205	27	27	
TOTALS	RPI 1-25	RPI 26-50	W-L RECORDS	RPI 51-100	RPI 101-150	RPI 150+				
12- 9	0- 1	0- 2	OVERALL	0- 1	0- 1	12- 4				
7- 0	0- 0	0- 0	HOME	0- 0	0- 0	7- 0				
4- 8	0- 0	0- 2	AWAY	0- 0	0- 0	4- 1				
1- 1	0- 0	0- 0	NEUTRAL	0- 0	0- 0	1- 1				
6- 7	0- 1	0- 2	NON-CONFERENCE	0- 0	0- 1	6- 3				
4- 0	0- 0	0- 0	HOME	0- 0	0- 0	4- 0				
1- 6	0- 1	0- 2	AWAY	0- 0	0- 1	1- 2				
1- 1	0- 0	0- 0	NEUTRAL	0- 0	0- 0	1- 1				
6- 2	0- 0	0- 0	CONFERENCE	0- 1	0- 0	6- 1				
3- 0	0- 0	0- 0	HOME	0- 0	0- 0	3- 0				
3- 2	0- 0	0- 0	AWAY	0- 1	0- 0	3- 1				
0- 0	0- 0	0- 0	NEUTRAL	0- 0	0- 0	0- 0				

RPI 1-25				RPI 26-50				RPI 51-100				RPI 101+ Team's RPI: 170			
RPI	S	Opponent	Score	RPI	S	Opponent	Score	RPI	S	Opponent	Score	RPI	S	Opponent	Score
12	A	Florida St.	60 77	30	A	Syracuse	49 65	74	A	FGCU	39 58	133	A	Wake Forest	51 57
				45	A	South Fla.	52 74					157	A	Texas-Arlington	54 56
												177	A	Stetson	61 66
												177	H	Stetson	69 49
												231	N	Bowling Green	69 72
												235	A	USC Upstate	49 43
												252	A	Bethune-Cookman	63 53
												253	A	UNCW	49 51
												266	N	Dartmouth	51 44
												284	H	Kennesaw St.	78 63
												290	H	Murray St.	79 54
												291	A	North Florida	73 39
												299	H	South Carolina St.	79 47
												304	H	Savannah St.	65 52
												310	H	FIU	80 44
												335	H	Lipscomb	81 51
												340	A	NJIT	65 36
LAST 12 Division I GAMES:															
177	A	Stetson	61 66	335	H	Lipscomb	81 51	291	A	North Florida	73 39				
74	A	FGCU	39 58	304	H	Savannah St.	65 52	299	H	South Carolina St.	79 47				
177	H	Stetson	69 49	12	A	Florida St.	60 77	30	A	Syracuse	49 65				
340	A	NJIT	65 36												
235	A	USC Upstate	49 43												
284	H	Kennesaw St.	78 63												

Non-Div I Games: Edward Waters 90 51 Thomas (GA) 88 50

Jacksonville

Loss, Non-Conf, S Site, H Home A Away N Neutral

Average RPI Win: 288	WON-LOST	WINNING	LAST 10	STRENGTH OF	OPP. STRENGTH	TEAM	ADJ.	CONF.	ADJ CONF.
Average RPI Loss: 187	RECORD	PCT. RANK	GAMES	SCHEDULE	OF SCHEDULE	RPI	RPI	RPI	RPI
DIV. I ONLY	9- 13	221	5- 5	318	300	277	277	24	24
DIV. I NON-CONF.	4- 7	222	0- 1	293	332	277	277	23	23
TOTALS	RPI 1-25	RPI 26-50	W-L RECORDS	RPI 51-100	RPI 101-150	RPI 150+			
9- 13	0- 0	0- 1	OVERALL	0- 1	0- 4	9- 7			
6- 4	0- 0	0- 0	HOME	0- 1	0- 2	6- 1			
3- 9	0- 0	0- 1	AWAY	0- 0	0- 2	3- 6			
0- 0	0- 0	0- 0	NEUTRAL	0- 0	0- 0	0- 0			
4- 7	0- 0	0- 1	NON-CONFERENCE	0- 0	0- 3	4- 3			
3- 1	0- 0	0- 0	HOME	0- 0	0- 1	3- 0			
1- 6	0- 0	0- 1	AWAY	0- 0	0- 2	1- 3			
0- 0	0- 0	0- 0	NEUTRAL	0- 0	0- 0	0- 0			
5- 6	0- 0	0- 0	CONFERENCE	0- 1	0- 1	5- 4			
3- 3	0- 0	0- 0	HOME	0- 1	0- 1	3- 1			
2- 3	0- 0	0- 0	AWAY	0- 0	0- 0	2- 3			
0- 0	0- 0	0- 0	NEUTRAL	0- 0	0- 0	0- 0			

RPI S	Opponent	Score	RPI S	Opponent	Score	RPI S	Opponent	Score	RPI S	Opponent	Score	Team's RPI: 277
37	A Purdue	48 67	89	H UT Martin	53 63	112	H Belmont	32 44	122	A Memphis	55 70	
						123	H Samford	39 50	130	A Mercer	39 46	
						155	H SIUE	57 62	200	A Southeast Mo. St.	47 61	
						208	A Eastern Ky.	56 54	246	H Tennessee St.	69 55	
						265	A Austin Peay	59 61	271	A Ga. Southern	56 60	
						280	H Tennessee Tech	55 46	284	H Kennesaw St.	61 52	
						290	A Murray St.	74 71	296	A Morehead St.	63 67	
						303	A Wofford	54 66	304	H Savannah St.	50 35	
						312	A Nicholls St.	63 49	325	A Jackson St.	65 71	
						332	H Alcorn	67 65	337	H Eastern Ill.	60 52	
LAST 12 Division I GAMES:												
280	H Tennessee Tech	55 46	200	A Southeast Mo. St.	47 61							
246	H Tennessee St.	69 55	290	A Murray St.	74 71							
208	A Eastern Ky.	56 54	265	A Austin Peay	59 61							
296	A Morehead St.	63 67	337	H Eastern Ill.	60 52							
112	H Belmont	32 44	155	H SIUE	57 62							
89	H UT Martin	53 63	130	A Mercer	39 46							

Non-Div I Games: Tuskegee 74 47

Jacksonville St.

Average RPI Win: 183	WON-LOST	WINNING	LAST 10	STRENGTH OF	OPP. STRENGTH	TEAM	ADJ.	CONF.	ADJ CONF.
Average RPI Loss: 53	RECORD	PCT. RANK	GAMES	SCHEDULE	OF SCHEDULE	RPI	RPI	RPI	RPI
DIV. I ONLY	15- 5	47	9- 1	111	92	55	55	13	13
DIV. I NON-CONF.	7- 4	110	1- 2	97	39	80	80	12	12
TOTALS	RPI 1-25	RPI 26-50	W-L RECORDS	RPI 51-100	RPI 101-150	RPI 150+			
15- 5	0- 2	0- 2	OVERALL	3- 0	2- 0	10- 1			
10- 0	0- 0	0- 0	HOME	1- 0	1- 0	8- 0			
5- 3	0- 1	0- 1	AWAY	2- 0	1- 0	2- 1			
0- 2	0- 1	0- 1	NEUTRAL	0- 0	0- 0	0- 0			
7- 4	0- 2	0- 2	NON-CONFERENCE	0- 0	2- 0	5- 0			
5- 0	0- 0	0- 0	HOME	0- 0	1- 0	4- 0			
2- 2	0- 1	0- 1	AWAY	0- 0	1- 0	1- 0			
0- 2	0- 1	0- 1	NEUTRAL	0- 0	0- 0	0- 0			
8- 1	0- 0	0- 0	CONFERENCE	3- 0	0- 0	5- 1			
5- 0	0- 0	0- 0	HOME	1- 0	0- 0	4- 0			
3- 1	0- 0	0- 0	AWAY	2- 0	0- 0	1- 1			
0- 0	0- 0	0- 0	NEUTRAL	0- 0	0- 0	0- 0			

RPI 1-25				RPI 26-50				RPI 51-100				RPI 101+			
RPI	S	Opponent	Score	RPI	S	Opponent	Score	RPI	S	Opponent	Score	RPI	S	Opponent	Score
4	N	Baylor	63 77	32	A	St. Bonaventure	45 56	75	H	Drexel	67 56	104	H	Liberty	72 56
9	A	UCLA	61 90	38	N	West Virginia	62 69	77	A	Hofstra	71 54	143	A	Hampton	68 56
								78	A	Elon	81 76	168	H	Davidson	87 45
												179	H	Delaware	75 55
												182	A	William & Mary	59 65
												184	H	Col. of Charleston	83 61
												187	H	Northeastern	85 62
												206	A	Richmond	73 47
												230	H	Morgan St.	92 31
												253	H	UNCW	60 40
												254	H	American	74 45
												293	A	Towson	64 57
												316	H	Longwood	88 30
LAST 12 Division I GAMES:															
77	A	Hofstra	71 54	78	A	Elon	81 76								
253	H	UNCW	60 40	184	H	Col. of Charleston	83 61								
179	H	Delaware	75 55	182	A	William & Mary	59 65								
293	A	Towson	64 57	168	H	Davidson	87 45								
187	H	Northeastern	85 62	4	N	Baylor	63 77								
75	H	Drexel	67 56	38	N	West Virginia	62 69								

Non-Div I Games:

James Madison

■ Loss,
 ■ Non-Conf, S Site,
 ■ Home
 ■ Away
 N Neutral

Average RPI Win: 198		WON-LOST	WINNING	LAST 10	STRENGTH OF	OPP. STRENGTH	TEAM	ADJ.	CONF.	ADJ CONF.
Average RPI Loss: 75		RECORD	PCT. RANK	GAMES	SCHEDULE	OF SCHEDULE	RPI	RPI	RPI	RPI
DIV. I ONLY		5- 18	304	0- 10	16	57	192	192	3	3
DIV. I NON-CONF.		5- 6	180	0- 0	180	205	228	228	3	3
TOTALS	RPI 1-25	RPI 26-50		W-L RECORDS		RPI 51-100	RPI 101-150	RPI 150+		
5- 18	0- 5	0- 4		OVERALL		0- 5	2- 1	3- 3		
4- 10	0- 3	0- 2		HOME		0- 3	2- 0	2- 2		
0- 8	0- 2	0- 2		AWAY		0- 2	0- 1	0- 1		
1- 0	0- 0	0- 0		NEUTRAL		0- 0	0- 0	1- 0		
5- 6	0- 0	0- 1		NON-CONFERENCE		0- 2	2- 0	3- 3		
4- 4	0- 0	0- 1		HOME		0- 1	2- 0	2- 2		
0- 2	0- 0	0- 0		AWAY		0- 1	0- 0	0- 1		
1- 0	0- 0	0- 0		NEUTRAL		0- 0	0- 0	1- 0		
0- 12	0- 5	0- 3		CONFERENCE		0- 3	0- 1	0- 0		
0- 6	0- 3	0- 1		HOME		0- 2	0- 0	0- 0		
0- 6	0- 2	0- 2		AWAY		0- 1	0- 1	0- 0		
0- 0	0- 0	0- 0		NEUTRAL		0- 0	0- 0	0- 0		

RPI 1-25				RPI 26-50				RPI 51-100				RPI 101+				Team's RPI: 192	
RPI	S	Opponent	Score	RPI	S	Opponent	Score	RPI	S	Opponent	Score	RPI	S	Opponent	Score		
4	A	Baylor	49 81	31	A	Oklahoma	44 67	52	H	Kansas St.	46 59	114	H	Creighton	67 54		
4	H	Baylor	40 58	38	A	West Virginia	35 72	63	H	Washington St.	53 66	122	H	Memphis	72 63		
8	A	Texas	46 70	38	H	West Virginia	45 65	94	A	Iowa St.	49 65	128	A	Texas Tech	44 54		
8	H	Texas	38 75	40	H	St. John's (NY)	71 86	94	H	Iowa St.	53 63	160	A	SMU	64 73		
17	H	Oklahoma St.	46 74					99	A	Arizona	52 67	161	H	Oral Roberts	63 70		
LAST 12 Division I GAMES:																	
				4	A	Baylor	49 81	38	A	West Virginia	35 72						
				94	H	Iowa St.	53 63	8	H	Texas	38 75						
				128	A	Texas Tech	44 54	94	A	Iowa St.	49 65						
				8	A	Texas	46 70	4	H	Baylor	40 58						
				17	H	Oklahoma St.	46 74	38	H	West Virginia	45 65						
				52	H	Kansas St.	46 59	31	A	Oklahoma	44 67						

Non-Div I Games:

Kansas

■ Loss, ■ Non-Conf, S Site, H Home A Away N Neutral

Average RPI Win:	163	WON-LOST	WINNING	LAST 10	STRENGTH OF	OPP. STRENGTH	TEAM	ADJ.	CONF.	ADJ CONF.
Average RPI Loss:	39	RECORD	PCT. RANK	GAMES	SCHEDULE	OF SCHEDULE	RPI	RPI	RPI	RPI
DIV. I ONLY	14- 8	101	4- 6	22	67	52	52	3	3	
DIV. I NON-CONF.	10- 1	19	1- 0	91	251	18	18	3	3	
TOTALS	RPI 1-25	RPI 26-50	W-L RECORDS	RPI 51-100	RPI 101-150	RPI 150+				
14- 8	1- 3	0- 3	OVERALL	3- 2	1- 0	9- 0				
10- 3	1- 1	0- 1	HOME	3- 1	0- 0	6- 0				
4- 5	0- 2	0- 2	AWAY	0- 1	1- 0	3- 0				
0- 0	0- 0	0- 0	NEUTRAL	0- 0	0- 0	0- 0				
10- 1	0- 1	0- 0	NON-CONFERENCE	2- 0	0- 0	8- 0				
8- 0	0- 0	0- 0	HOME	2- 0	0- 0	6- 0				
2- 1	0- 1	0- 0	AWAY	0- 0	0- 0	2- 0				
0- 0	0- 0	0- 0	NEUTRAL	0- 0	0- 0	0- 0				
4- 7	1- 2	0- 3	CONFERENCE	1- 2	1- 0	1- 0				
2- 3	1- 1	0- 1	HOME	1- 1	0- 0	0- 0				
2- 4	0- 1	0- 2	AWAY	0- 1	1- 0	1- 0				
0- 0	0- 0	0- 0	NEUTRAL	0- 0	0- 0	0- 0				

RPI 1-25				RPI 26-50				RPI 51-100 Team's RPI: 52				RPI 101+			
RPI	S	Opponent	Score	RPI	S	Opponent	Score	RPI	S	Opponent	Score	RPI	S	Opponent	Score
3	A	UConn	57 97	31	A	Oklahoma	58 68	62	H	Abilene Christian	76 45	128	A	Texas Tech	65 53
4	A	Baylor	52 87	38	A	West Virginia	44 64	88	H	South Dakota	84 81	157	H	Texas-Arlington	61 41
8	H	Texas	51 66	38	H	West Virginia	53 72	94	A	TCU	73 87	164	H	Fla. Atlantic	102 53
17	H	Oklahoma St.	47 44					94	H	TCU	58 49	180	A	Tulsa	75 67
								94	H	Iowa St.	79 84	186	H	UTRGV	61 43
												192	A	Kansas	59 46
												195	H	Southern U.	59 47
												226	H	Western Ill.	84 45
												258	H	Sam Houston St.	78 50
												339	A	Chicago St.	63 54
LAST 12 Division I GAMES:															
38	A	West Virginia	44 64	17	H	Oklahoma St.	47 44								
4	A	Baylor	52 87	31	A	Oklahoma	58 68								
8	H	Texas	51 66	38	H	West Virginia	53 72								
128	A	Texas Tech	65 53	94	A	TCU	73 87								
192	A	Kansas	59 46	94	H	Iowa St.	79 84								
94	H	TCU	58 49	226	H	Western Ill.	84 45								

Non-Div I Games:

Kansas St.

■ Loss,
■ Non-Conf, S Site,
■ Home
■ Away
N Neutral

Average RPI Win:	303	WON-LOST	WINNING	LAST 10	STRENGTH OF	OPP. STRENGTH	TEAM	ADJ.	CONF.	ADJ CONF.
Average RPI Loss:	189	RECORD	PCT. RANK	GAMES	SCHEDULE	OF SCHEDULE	RPI	RPI	RPI	RPI
DIV. I ONLY	8- 14	247	4- 5	291	311	284	284	28	28	
DIV. I NON-CONF.	4- 10	253	0- 3	248	328	302	302	27	27	
TOTALS	RPI 1-25	RPI 26-50	W-L RECORDS	RPI 51-100	RPI 101-150	RPI 150+				
8- 14	0- 2	0- 0	OVERALL	0- 1	0- 2	8- 9				
6- 4	0- 0	0- 0	HOME	0- 1	0- 1	6- 2				
2- 10	0- 2	0- 0	AWAY	0- 0	0- 1	2- 7				
0- 0	0- 0	0- 0	NEUTRAL	0- 0	0- 0	0- 0				
4- 10	0- 2	0- 0	NON-CONFERENCE	0- 0	0- 2	4- 6				
4- 2	0- 0	0- 0	HOME	0- 0	0- 1	4- 1				
0- 8	0- 2	0- 0	AWAY	0- 0	0- 1	0- 5				
0- 0	0- 0	0- 0	NEUTRAL	0- 0	0- 0	0- 0				
4- 4	0- 0	0- 0	CONFERENCE	0- 1	0- 0	4- 3				
2- 2	0- 0	0- 0	HOME	0- 1	0- 0	2- 1				
2- 2	0- 0	0- 0	AWAY	0- 0	0- 0	2- 2				
0- 0	0- 0	0- 0	NEUTRAL	0- 0	0- 0	0- 0				

RPI 1-25				RPI 26-50				RPI 51-100				RPI 101+ Team's RPI: 284			
RPI	S	Opponent	Score	RPI	S	Opponent	Score	RPI	S	Opponent	Score	RPI	S	Opponent	Score
21	A	Florida	57 84					74	H	FGCU	47 78	130	H	Mercer	61 72
24	A	Georgia	34 89									145	A	Xavier	59 62
												170	A	Jacksonville	63 78
												177	H	Stetson	54 57
												220	H	Presbyterian	49 47
												222	A	Gardner-Webb	56 70
												235	A	USC Upstate	57 66
												264	H	Georgia St.	62 66
												265	H	Austin Peay	73 65
												277	A	Jacksonville St.	52 61
												291	A	North Florida	70 55
												294	H	Western Caro.	65 53
												296	A	Morehead St.	77 83
												302	A	Florida A&M	67 69
												303	A	Wofford	59 70
												335	H	Lipscomb	55 54
												336	H	New Orleans	60 53
												340	A	NJIT	82 77
												340	H	NJIT	64 48
LAST 12 Division I GAMES:															
340	A	NJIT	82 77	291	A	North Florida	70 55								
235	A	USC Upstate	57 66	335	H	Lipscomb	55 54								
340	H	NJIT	64 48	303	A	Wofford	59 70								
74	H	FGCU	47 78	145	A	Xavier	59 62								
177	H	Stetson	54 57	296	A	Morehead St.	77 83								
170	A	Jacksonville	63 78	222	A	Gardner-Webb	56 70								

Non-Div I Games: Thomas (GA) 70 41

Kennesaw St.

Loss, Non-Conf, S Site, H Home A Away N Neutral

Average RPI Win:	295	WON-LOST	WINNING	LAST 10	STRENGTH OF	OPP. STRENGTH	TEAM	ADJ.	CONF.	ADJ CONF.
Average RPI Loss:	160	RECORD	PCT. RANK	GAMES	SCHEDULE	OF SCHEDULE	RPI	RPI	RPI	RPI
DIV. I ONLY	3- 17	325	1- 9	236	213	331	331	11	11	
DIV. I NON-CONF.	2- 7	280	0- 1	325	322	345	345	13	13	
TOTALS	RPI 1-25	RPI 26-50	W-L RECORDS	RPI 51-100	RPI 101-150	RPI 150+				
3- 17	0- 0	0- 1	OVERALL	0- 2	0- 9	3- 5				
3- 8	0- 0	0- 1	HOME	0- 1	0- 5	3- 1				
0- 9	0- 0	0- 0	AWAY	0- 1	0- 4	0- 4				
0- 0	0- 0	0- 0	NEUTRAL	0- 0	0- 0	0- 0				
2- 7	0- 0	0- 0	NON-CONFERENCE	0- 1	0- 3	2- 3				
2- 4	0- 0	0- 0	HOME	0- 1	0- 2	2- 1				
0- 3	0- 0	0- 0	AWAY	0- 0	0- 1	0- 2				
0- 0	0- 0	0- 0	NEUTRAL	0- 0	0- 0	0- 0				
1- 10	0- 0	0- 1	CONFERENCE	0- 1	0- 6	1- 2				
1- 4	0- 0	0- 1	HOME	0- 0	0- 3	1- 0				
0- 6	0- 0	0- 0	AWAY	0- 1	0- 3	0- 2				
0- 0	0- 0	0- 0	NEUTRAL	0- 0	0- 0	0- 0				

RPI 1-25			RPI 26-50			RPI 51-100			RPI 101+			Team's RPI: 331
RPI	S	Opponent	Score	RPI	S	Opponent	Score	RPI	S	Opponent	Score	
				35	H	Ohio	54 93	84	A	Central Mich.	61 81	102 H Wright St. 68 73
								98	H	Minnesota	73 85	108 A Toledo 67 73
												108 H Toledo 64 67
												110 A Eastern Mich. 51 72
												124 A Youngstown St. 61 91
												125 A Western Mich. 52 73
												125 H Western Mich. 53 65
												132 H Buffalo 66 77
												147 H Brown 57 62
												231 A Bowling Green 49 71
												251 A Miami (OH) 52 55
												256 H Northern Ill. 95 85
												301 H Cleveland St. 49 60
												311 H Colgate 76 71
												314 A Bradley 60 68
												319 H North Dakota St. 75 54
												333 A IPFW 68 86
LAST 12 Division I GAMES:												
108	H	Toledo	64 67	110	A	Eastern Mich.	51 72					
251	A	Miami (OH)	52 55	125	A	Western Mich.	52 73					
125	H	Western Mich.	53 65	132	H	Buffalo	66 77					
256	H	Northern Ill.	95 85	108	A	Toledo	67 73					
231	A	Bowling Green	49 71	84	A	Central Mich.	61 81					
35	H	Ohio	54 93	147	H	Brown	57 62					

Non-Div I Games: Malone 73 59

Kent St.

■ Loss,
 ■ Non-Conf,
 ■ S Site,
 ■ H Home
 ■ A Away
 N Neutral

Kentucky

Through Games Of Feb. 6, 2016

Average RPI Win:	128	WON-LOST	WINNING	LAST 10	STRENGTH OF	OPP. STRENGTH	TEAM	ADJ.	CONF.	ADJ CONF.
Average RPI Loss:	45	RECORD	PCT. RANK	GAMES	SCHEDULE	OF SCHEDULE	RPI	RPI	RPI	RPI
DIV. I ONLY	15- 6	68	4- 6	9	37	16	16	2	2	
DIV. I NON-CONF.	11- 0	1	2- 0	100	97	7	7	2	2	
TOTALS	RPI 1-25	RPI 26-50	W-L RECORDS	RPI 51-100	RPI 101-150	RPI 150+				
15- 6	4- 3	1- 0	OVERALL	2- 2	3- 1	5- 0				
11- 2	2- 1	1- 0	HOME	1- 1	2- 0	5- 0				
4- 4	2- 2	0- 0	AWAY	1- 1	1- 1	0- 0				
0- 0	0- 0	0- 0	NEUTRAL	0- 0	0- 0	0- 0				
11- 0	2- 0	1- 0	NON-CONFERENCE	1- 0	2- 0	5- 0				
8- 0	1- 0	1- 0	HOME	0- 0	1- 0	5- 0				
3- 0	1- 0	0- 0	AWAY	1- 0	1- 0	0- 0				
0- 0	0- 0	0- 0	NEUTRAL	0- 0	0- 0	0- 0				
4- 6	2- 3	0- 0	CONFERENCE	1- 2	1- 1	0- 0				
3- 2	1- 1	0- 0	HOME	1- 1	1- 0	0- 0				
1- 4	1- 2	0- 0	AWAY	0- 1	0- 1	0- 0				
0- 0	0- 0	0- 0	NEUTRAL	0- 0	0- 0	0- 0				

RPI	S	Opponent	Score
2	A	South Carolina	68 78
2	H	South Carolina	62 73
10	A	Arizona St.	68 64
13	H	Tennessee	64 63
15	H	Louisville	72 54
21	A	Florida	79 85
24	A	Georgia	64 53

RPI	S	Opponent	Score
39	H	Duke	71 61

RPI	S	Opponent	Score
51	H	Vanderbilt	69 71
61	A	Auburn	61 66
61	H	Auburn	54 47
80	A	Middle Tenn.	68 52

RPI	S	Opponent	Score
110	H	Eastern Mich.	89 67
131	H	Alabama	73 48
134	A	Ole Miss	65 73
149	A	Northern Ky.	84 65
174	H	Colorado	86 61
245	H	Rice	72 39
246	H	Tennessee St.	81 39
296	H	Morehead St.	112 57
325	H	Jackson St.	92 24

LAST 12 Division I GAMES:

2	A	South Carolina	68 78	2	H	South Carolina	62 73
21	A	Florida	79 85	24	A	Georgia	64 53
51	H	Vanderbilt	69 71	131	H	Alabama	73 48
13	H	Tennessee	64 63	61	A	Auburn	61 66
134	A	Ole Miss	65 73	246	H	Tennessee St.	81 39
61	H	Auburn	54 47	39	H	Duke	71 61

Non-Div I Games:

Kentucky

■ Loss,
 ■ Non-Conf, S Site,
 ■ Home
 ■ Away
 N Neutral

Average RPI Win:	314	WON-LOST	WINNING	LAST 10	STRENGTH OF	OPP. STRENGTH	TEAM	ADJ.	CONF.	ADJ CONF.
Average RPI Loss:	233	RECORD	PCT. RANK	GAMES	SCHEDULE	OF SCHEDULE	RPI	RPI	RPI	RPI
DIV. I ONLY	7- 15	265	4- 6	333	347	327	327	31	31	
DIV. I NON-CONF.	2- 9	296	0- 1	298	324	330	330	32	32	
TOTALS	RPI 1-25	RPI 26-50	W-L RECORDS	RPI 51-100	RPI 101-150	RPI 150+				
7- 15	0- 1	0- 0	OVERALL	0- 0	0- 2	7- 12				
2- 9	0- 1	0- 0	HOME	0- 0	0- 0	2- 8				
5- 4	0- 0	0- 0	AWAY	0- 0	0- 2	5- 2				
0- 2	0- 0	0- 0	NEUTRAL	0- 0	0- 0	0- 2				
2- 9	0- 1	0- 0	NON-CONFERENCE	0- 0	0- 2	2- 6				
0- 5	0- 1	0- 0	HOME	0- 0	0- 0	0- 4				
2- 2	0- 0	0- 0	AWAY	0- 0	0- 2	2- 0				
0- 2	0- 0	0- 0	NEUTRAL	0- 0	0- 0	0- 2				
5- 6	0- 0	0- 0	CONFERENCE	0- 0	0- 0	5- 6				
2- 4	0- 0	0- 0	HOME	0- 0	0- 0	2- 4				
3- 2	0- 0	0- 0	AWAY	0- 0	0- 0	3- 2				
0- 0	0- 0	0- 0	NEUTRAL	0- 0	0- 0	0- 0				

RPI	S	Opponent	Score	RPI	S	Opponent	Score	RPI	S	Opponent	Score	RPI	S	Opponent	Score	Team's RPI: 327
12	H	Florida St.	42 78									117	A	Stony Brook	54 71	
												132	A	Buffalo	38 55	
												196	H	Robert Morris	49 52	
												203	A	Bryant	55 63	
												227	H	Columbia	74 84	
												251	N	Miami (OH)	49 68	
												252	N	Bethune-Cookman	55 68	
												258	H	Sam Houston St.	56 63	
												259	A	Navy	68 66	
												263	H	Sacred Heart	53 62	
												276	A	Central Conn. St.	59 45	
												286	H	Saint Francis (PA)	75 84	
												307	A	Fairleigh Dickinson	58 75	
												307	H	Fairleigh Dickinson	65 62	
												311	H	Colgate	53 63	
												334	A	Howard	89 72	
												338	A	Wagner	73 63	
												340	H	NJIT	44 53	
												342	A	Mt. St. Mary's	61 51	
												342	H	Mt. St. Mary's	53 50	
												344	H	St. Francis Brooklyn	51 71	
LAST 12 Division I GAMES:																
342	H	Mt. St. Mary's	53 50	203	A	Bryant	55 63									
263	H	Sacred Heart	53 62	196	H	Robert Morris	49 52									
307	H	Fairleigh Dickinson	65 62	286	H	Saint Francis (PA)	75 84									
307	A	Fairleigh Dickinson	58 75	276	A	Central Conn. St.	59 45									
344	H	St. Francis Brooklyn	51 71	342	A	Mt. St. Mary's	61 51									
338	A	Wagner	73 63	252	N	Bethune-Cookman	55 68									

Non-Div I Games:

LIU Brooklyn

■ Loss,
 ■ Non-Conf, S Site,
 ■ Home
 ■ Away
 N Neutral

Average RPI Win:	180	WON-LOST	WINNING	LAST 10	STRENGTH OF	OPP. STRENGTH	TEAM	ADJ.	CONF.	ADJ CONF.
Average RPI Loss:	66	RECORD	PCT. RANK	GAMES	SCHEDULE	OF SCHEDULE	RPI	RPI	RPI	RPI
DIV. I ONLY	8- 15	254	2- 8	12	80	116	116	2	2	
DIV. I NON-CONF.	6- 7	176	0- 2	23	193	114	114	2	2	
TOTALS	RPI 1-25	RPI 26-50	W-L RECORDS	RPI 51-100	RPI 101-150	RPI 150+				
8- 15	1- 3	0- 4	OVERALL	0- 4	2- 4	5- 0				
5- 5	0- 1	0- 1	HOME	0- 1	2- 2	3- 0				
2- 8	1- 2	0- 2	AWAY	0- 2	0- 2	1- 0				
1- 2	0- 0	0- 1	NEUTRAL	0- 1	0- 0	1- 0				
6- 7	0- 1	0- 2	NON-CONFERENCE	0- 2	1- 2	5- 0				
4- 1	0- 0	0- 0	HOME	0- 0	1- 1	3- 0				
1- 4	0- 1	0- 1	AWAY	0- 1	0- 1	1- 0				
1- 2	0- 0	0- 1	NEUTRAL	0- 1	0- 0	1- 0				
2- 8	1- 2	0- 2	CONFERENCE	0- 2	1- 2	0- 0				
1- 4	0- 1	0- 1	HOME	0- 1	1- 1	0- 0				
1- 4	1- 1	0- 1	AWAY	0- 1	0- 1	0- 0				
0- 0	0- 0	0- 0	NEUTRAL	0- 0	0- 0	0- 0				

RPI 1-25				RPI 26-50				RPI 51-100				RPI 101+ Team's RPI: 116			
RPI	S	Opponent	Score	RPI	S	Opponent	Score	RPI	S	Opponent	Score	RPI	S	Opponent	Score
3	A	UConn	40 86	29	H	Mississippi St.	52 71	51	A	Vanderbilt	42 58	123	H	Samford	44 47
19	H	Texas A&M	35 53	33	A	Missouri	46 52	61	H	Auburn	53 63	131	A	Alabama	45 62
21	A	Florida	45 53	37	N	Purdue	52 69	82	A	Tulane	63 67	133	A	Wake Forest	57 60
24	A	Georgia	53 46	44	A	Rutgers	57 69	86	N	Maine	41 52	134	H	Ole Miss	76 57
												136	H	Arkansas	44 48
												150	H	Long Beach St.	59 53
												171	A	Little Rock	57 51
												175	N	Marist	72 49
												239	H	Texas Southern	86 36
												267	H	UC Santa Barbara	68 50
												278	H	La.-Monroe	61 54
LAST 12 Division I GAMES:															
29	H	Mississippi St.	52 71	51	A	Vanderbilt	42 58								
61	H	Auburn	53 63	19	H	Texas A&M	35 53								
33	A	Missouri	46 52	134	H	Ole Miss	76 57								
24	A	Georgia	53 46	131	A	Alabama	45 62								
136	H	Arkansas	44 48	123	H	Samford	44 47								
21	A	Florida	45 53	3	A	UConn	40 86								

Non-Div I Games:

LSU

■ Loss,
 ■ Non-Conf,
 ■ S Site,
 ■ Home
 ■ A Away
 N Neutral

Average RPI Win:	325	WON-LOST	WINNING	LAST 10	STRENGTH OF	OPP. STRENGTH	TEAM	ADJ.	CONF.	ADJ CONF.
Average RPI Loss:	132	RECORD	PCT. RANK	GAMES	SCHEDULE	OF SCHEDULE	RPI	RPI	RPI	RPI
DIV. I ONLY	3- 19	331	0- 10	152	163	283	283	7	7	
DIV. I NON-CONF.	3- 10	277	2- 1	188	278	265	265	8	8	
TOTALS	RPI 1-25	RPI 26-50	W-L RECORDS	RPI 51-100	RPI 101-150	RPI 150+				
3- 19	0- 0	0- 4	OVERALL	0- 4	0- 1	3- 10				
0- 9	0- 0	0- 2	HOME	0- 2	0- 0	0- 5				
2- 9	0- 0	0- 2	AWAY	0- 2	0- 1	2- 4				
1- 1	0- 0	0- 0	NEUTRAL	0- 0	0- 0	1- 1				
3- 10	0- 0	0- 2	NON-CONFERENCE	0- 2	0- 1	3- 5				
0- 5	0- 0	0- 1	HOME	0- 2	0- 0	0- 2				
2- 4	0- 0	0- 1	AWAY	0- 0	0- 1	2- 2				
1- 1	0- 0	0- 0	NEUTRAL	0- 0	0- 0	1- 1				
0- 9	0- 0	0- 2	CONFERENCE	0- 2	0- 0	0- 5				
0- 4	0- 0	0- 1	HOME	0- 0	0- 0	0- 3				
0- 5	0- 0	0- 1	AWAY	0- 2	0- 0	0- 2				
0- 0	0- 0	0- 0	NEUTRAL	0- 0	0- 0	0- 0				

RPI 1-25				RPI 26-50				RPI 51-100				RPI 101+ Team's RPI: 283			
RPI	S	Opponent	Score	RPI	S	Opponent	Score	RPI	S	Opponent	Score	RPI	S	Opponent	Score
				36	A	George Washington	59 83	59	H	Temple	48 77	133	A	Wake Forest	53 61
				41	H	Penn	68 78	64	H	Villanova	56 67	168	H	Davidson	58 66
				42	A	Miami (FL)	58 86	83	A	Saint Louis	70 79	176	N	Milwaukee	53 69
				48	H	Dayton	51 67	87	A	Saint Joseph's	55 64	183	A	George Mason	70 79
												188	A	UMBC	29 60
												191	A	Rhode Island	52 62
												191	H	Rhode Island	61 72
												196	H	Robert Morris	45 76
												201	H	North Texas	63 69
												206	H	Richmond	43 60
												223	A	Fairfield	59 62
												292	A	Monmouth	65 50
												334	A	Howard	71 68
												348	N	Norfolk St.	67 59
LAST 12 Division I GAMES:															
				191	A	Rhode Island	52 62	36	A	George Washington	59 83				
				87	A	Saint Joseph's	55 64	183	A	George Mason	70 79				
				48	H	Dayton	51 67	168	H	Davidson	58 66				
				83	A	Saint Louis	70 79	206	H	Richmond	43 60				
				41	H	Penn	68 78	292	A	Monmouth	65 50				
				191	H	Rhode Island	61 72	348	N	Norfolk St.	67 59				

Non-Div I Games:






































La Salle

■ Loss,
 ■ Non-Conf,
 ■ S Site,
 ■ H Home
 ■ A Away
 N Neutral

La.-Lafayette




Through Games Of Feb. 6, 2016

Average RPI Win:	229	WON-LOST	WINNING	LAST 10	STRENGTH OF	OPP. STRENGTH	TEAM	ADJ.	CONF.	ADJ CONF.
Average RPI Loss:	178	RECORD	PCT. RANK	GAMES	SCHEDULE	OF SCHEDULE	RPI	RPI	RPI	RPI
DIV. I ONLY	14- 5	53	7- 3	321	188	127	127	16	16	
DIV. I NON-CONF.	5- 2	86	1- 0	332	156	158	158	14	14	
TOTALS	RPI 1-25	RPI 26-50	W-L RECORDS	RPI 51-100	RPI 101-150	RPI 150+				
14- 5	0- 0	0- 0	OVERALL	0- 1	2- 0	12- 4				
7- 1	0- 0	0- 0	HOME	0- 0	0- 0	7- 1				
5- 4	0- 0	0- 0	AWAY	0- 1	1- 0	4- 3				
2- 0	0- 0	0- 0	NEUTRAL	0- 0	1- 0	1- 0				
5- 2	0- 0	0- 0	NON-CONFERENCE	0- 0	2- 0	3- 2				
2- 0	0- 0	0- 0	HOME	0- 0	0- 0	2- 0				
1- 2	0- 0	0- 0	AWAY	0- 0	1- 0	0- 2				
2- 0	0- 0	0- 0	NEUTRAL	0- 0	1- 0	1- 0				
9- 3	0- 0	0- 0	CONFERENCE	0- 1	0- 0	9- 2				
5- 1	0- 0	0- 0	HOME	0- 0	0- 0	5- 1				
4- 2	0- 0	0- 0	AWAY	0- 1	0- 0	4- 1				
0- 0	0- 0	0- 0	NEUTRAL	0- 0	0- 0	0- 0				

RPI 1-25			RPI 26-50			RPI 51-100			RPI 101+			Team's RPI: 127
RPI	S	Opponent	Score	RPI	S	Opponent	Score	RPI	S	Opponent	Score	
						53  Arkansas St.	56  83			134  Ole Miss	82	78
										136 N Arkansas	67	59
										157  Texas-Arlington	63	52
										169  Louisiana Tech	62	 79
										171  Little Rock	65	58
										189  Texas St.	42	 46
										194  Troy	56	53
										217  South Ala.	69	50
										238  Appalachian St.	59	 76
										238  Appalachian St.	60	51
										243  Houston	51	 52
										263 N Sacred Heart	60	58
										264  Georgia St.	77	57
										267  UC Santa Barbara	61	42
										271  Ga. Southern	56	39
										278  La.-Monroe	71	52
										278  La.-Monroe	52	40
										332  Alcorn	73	61
LAST 12 Division I GAMES:												
						238  Appalachian St.	59  76			264  Georgia St.	77	57
						278  La.-Monroe	52 40			271  Ga. Southern	56	39
						157  Texas-Arlington	63 52			53  Arkansas St.	56	 83
						189  Texas St.	42  46			171  Little Rock	65	58
						194  Troy	56 53			238  Appalachian St.	60	51
						217  South Ala.	69 50			332  Alcorn	73	61

Non-Div I Games: Southern-N.O. 81 28 Dillard 84 36

La.-Lafayette

 Loss,  Non-Conf, S Site,  Home  Away N Neutral

Average RPI Win:	255	WON-LOST	WINNING	LAST 10	STRENGTH OF	OPP. STRENGTH	TEAM	ADJ.	CONF.	ADJ CONF.
Average RPI Loss:	165	RECORD	PCT. RANK	GAMES	SCHEDULE	OF SCHEDULE	RPI	RPI	RPI	RPI
DIV. I ONLY	5- 12	278	3- 7	254	205	278	278	16	16	
DIV. I NON-CONF.	2- 3	201	0- 0	326	144	242	242	14	14	
TOTALS	RPI 1-25	RPI 26-50	W-L RECORDS	RPI 51-100	RPI 101-150	RPI 150+				
5- 12	0- 0	0- 0	OVERALL	0- 2	0- 3	5- 7				
3- 4	0- 0	0- 0	HOME	0- 0	0- 1	3- 3				
2- 8	0- 0	0- 0	AWAY	0- 2	0- 2	2- 4				
0- 0	0- 0	0- 0	NEUTRAL	0- 0	0- 0	0- 0				
2- 3	0- 0	0- 0	NON-CONFERENCE	0- 1	0- 1	2- 1				
1- 0	0- 0	0- 0	HOME	0- 0	0- 0	1- 0				
1- 3	0- 0	0- 0	AWAY	0- 1	0- 1	1- 1				
0- 0	0- 0	0- 0	NEUTRAL	0- 0	0- 0	0- 0				
3- 9	0- 0	0- 0	CONFERENCE	0- 1	0- 2	3- 6				
2- 4	0- 0	0- 0	HOME	0- 0	0- 1	2- 3				
1- 5	0- 0	0- 0	AWAY	0- 1	0- 1	1- 3				
0- 0	0- 0	0- 0	NEUTRAL	0- 0	0- 0	0- 0				

RPI 1-25				RPI 26-50				RPI 51-100				RPI 101+				Team's RPI: 278	
RPI	S	Opponent	Score	RPI	S	Opponent	Score	RPI	S	Opponent	Score	RPI	S	Opponent	Score		
								53	A	Arkansas St.	43	66	116	A	LSU	54	61
								94	A	TCU	42	80	127	A	La.-Lafayette	40	52
												127	H	La.-Lafayette	52	71	
												157	H	Texas-Arlington	50	60	
												171	A	Little Rock	44	56	
												172	A	McNeese St.	62	72	
												189	H	Texas St.	63	59	
												194	H	Troy	77	73	
												217	H	South Ala.	57	63	
												238	A	Appalachian St.	52	64	
												238	H	Appalachian St.	54	57	
												264	A	Georgia St.	52	65	
												271	A	Ga. Southern	50	49	
												308	A	Southeastern La.	88	84	
												312	H	Nicholls St.	69	57	
LAST 12 Division I GAMES:																	
238	A	Appalachian St.	52	64	271	A	Ga. Southern	50	49								
127	A	La.-Lafayette	40	52	264	A	Georgia St.	52	65								
189	H	Texas St.	63	59	171	A	Little Rock	44	56								
157	H	Texas-Arlington	50	60	53	A	Arkansas St.	43	66								
217	H	South Ala.	57	63	238	H	Appalachian St.	54	57								
194	H	Troy	77	73	172	A	McNeese St.	62	72								

Non-Div I Games: LSU-Alexandria 73 42 Louisiana Col. 85 42 LSU-Shreveport 57 40 Dillard 70 46
La.-Monroe

Loss, Non-Conf, S Site, H Home A Away N Neutral

Lafayette

Through Games Of Feb. 6, 2016

Average RPI Win:	324	WON-LOST	WINNING	LAST 10	STRENGTH OF	OPP. STRENGTH	TEAM	ADJ.	CONF.	ADJ CONF.
Average RPI Loss:	193	RECORD	PCT. RANK	GAMES	SCHEDULE	OF SCHEDULE	RPI	RPI	RPI	RPI
DIV. I ONLY	5- 16	292	3- 7	306	317	324	324	29	29	
DIV. I NON-CONF.	2- 8	290	0- 2	280	294	332	332	29	29	
TOTALS	RPI 1-25	RPI 26-50	W-L RECORDS	RPI 51-100	RPI 101-150	RPI 150+				
5- 16	0- 0	0- 2	OVERALL	0- 2	0- 0	5- 12				
3- 5	0- 0	0- 1	HOME	0- 1	0- 0	3- 3				
2- 9	0- 0	0- 1	AWAY	0- 1	0- 0	2- 7				
0- 2	0- 0	0- 0	NEUTRAL	0- 0	0- 0	0- 2				
2- 8	0- 0	0- 2	NON-CONFERENCE	0- 0	0- 0	2- 6				
2- 1	0- 0	0- 1	HOME	0- 0	0- 0	2- 0				
0- 5	0- 0	0- 1	AWAY	0- 0	0- 0	0- 4				
0- 2	0- 0	0- 0	NEUTRAL	0- 0	0- 0	0- 2				
3- 8	0- 0	0- 0	CONFERENCE	0- 2	0- 0	3- 6				
1- 4	0- 0	0- 0	HOME	0- 1	0- 0	1- 3				
2- 4	0- 0	0- 0	AWAY	0- 1	0- 0	2- 3				
0- 0	0- 0	0- 0	NEUTRAL	0- 0	0- 0	0- 0				

RPI S	Opponent	Score	RPI S	Opponent	Score	RPI S	Opponent	Score	RPI S	Opponent	Score	Team's RPI: 324
27	H Duquesne	65 73	70	A Army West Point	57 84	151	A Fordham	49 61				
41	A Penn	37 54	70	H Army West Point	45 78	179	A Delaware	47 67				
						204	A Lehigh	74 82				
						206	N Richmond	46 54				
						211	A Hartford	50 55				
						240	N Coppin St.	57 64				
						254	A American	60 51				
						257	A Loyola Maryland	65 66				
						257	H Loyola Maryland	51 55				
						259	H Navy	58 65				
						270	A Holy Cross	49 66				
						311	H Colgate	59 72				
						329	H Saint Peter's	72 69				
						338	A Wagner	48 69				
						344	H St. Francis Brooklyn	77 59				
						347	A Boston U.	71 64				
						347	H Boston U.	71 56				
LAST 12 Division I GAMES:												
347	A Boston U.	71 64	270	A Holy Cross	49 66							
70	A Army West Point	57 84	347	H Boston U.	71 56							
257	H Loyola Maryland	51 55	70	H Army West Point	45 78							
204	A Lehigh	74 82	257	A Loyola Maryland	65 66							
254	A American	60 51	240	N Coppin St.	57 64							
259	H Navy	58 65	206	N Richmond	46 54							

Non-Div I Games:

Lafayette

■ Loss,
 ■ Non-Conf,
 ■ S Site,
 ■ H Home
 ■ A Away
 N Neutral

Average RPI Win:	253	WON-LOST	WINNING	LAST 10	STRENGTH OF	OPP. STRENGTH	TEAM	ADJ.	CONF.	ADJ CONF.
Average RPI Loss:	171	RECORD	PCT. RANK	GAMES	SCHEDULE	OF SCHEDULE	RPI	RPI	RPI	RPI
DIV. I ONLY	6- 13	271	5- 5	215	231	272	272	27	27	
DIV. I NON-CONF.	0- 7	338	0- 0	162	67	319	319	26	26	
TOTALS	RPI 1-25	RPI 26-50	W-L RECORDS	RPI 51-100	RPI 101-150	RPI 150+				
6- 13	0- 1	0- 1	OVERALL	1- 2	0- 2	5- 7				
5- 3	0- 0	0- 0	HOME	1- 0	0- 0	4- 3				
1- 10	0- 1	0- 1	AWAY	0- 2	0- 2	1- 4				
0- 0	0- 0	0- 0	NEUTRAL	0- 0	0- 0	0- 0				
0- 7	0- 1	0- 1	NON-CONFERENCE	0- 1	0- 1	0- 3				
0- 1	0- 0	0- 0	HOME	0- 0	0- 0	0- 1				
0- 6	0- 1	0- 1	AWAY	0- 1	0- 1	0- 2				
0- 0	0- 0	0- 0	NEUTRAL	0- 0	0- 0	0- 0				
6- 6	0- 0	0- 0	CONFERENCE	1- 1	0- 1	5- 4				
5- 2	0- 0	0- 0	HOME	1- 0	0- 0	4- 2				
1- 4	0- 0	0- 0	AWAY	0- 1	0- 1	1- 2				
0- 0	0- 0	0- 0	NEUTRAL	0- 0	0- 0	0- 0				

RPI 1-25				RPI 26-50				RPI 51-100				RPI 101+ Team's RPI: 272			
RPI	S	Opponent	Score	RPI	S	Opponent	Score	RPI	S	Opponent	Score	RPI	S	Opponent	Score
17	A	Oklahoma St.	45 90	33	A	Missouri	57 91	62	A	Abilene Christian	62 90	113	A	Central Ark.	49 74
								62	H	Abilene Christian	63 54	142	A	Loyola Chicago	71 82
								68	A	Utah	67 71	173	H	Northwestern St.	51 73
												205	H	Canisius	55 57
												233	A	Stephen F. Austin	64 60
												242	H	Houston Baptist	77 70
												255	A	Northern Ariz.	63 75
												258	H	Sam Houston St.	76 78
												273	A	Prairie View	72 80
												308	A	Southeastern La.	66 73
												312	A	Nicholls St.	59 69
												320	H	Incarinate Word	59 49
												326	H	A&M-Corpus Christi	75 70
												336	H	New Orleans	79 52
LAST 12 Division I GAMES:															
320	H	Incarinate Word	59 49	173	H	Northwestern St.	51 73								
62	H	Abilene Christian	63 54	308	A	Southeastern La.	66 73								
62	A	Abilene Christian	62 90	113	A	Central Ark.	49 74								
258	H	Sam Houston St.	76 78	326	H	A&M-Corpus Christi	75 70								
242	H	Houston Baptist	77 70	336	H	New Orleans	79 52								
233	A	Stephen F. Austin	64 60	312	A	Nicholls St.	59 69								

Non-Div I Games: Howard Payne 88 50 Schreiner 60 41 Tex. A&M-Kingsville 82 66 Louisiana Col. 99 34
Lamar

Average RPI Win: 282	WON-LOST	WINNING	LAST 10	STRENGTH OF	OPP. STRENGTH	TEAM	ADJ.	CONF.	ADJ CONF.
Average RPI Loss: 147	RECORD	PCT. RANK	GAMES	SCHEDULE	OF SCHEDULE	RPI	RPI	RPI	RPI
DIV. I ONLY	14- 7	89	8- 2	338	235	204	204	29	29
DIV. I NON-CONF.	6- 4	125	1- 0	337	128	234	234	29	29
TOTALS	RPI 1-25	RPI 26-50	W-L RECORDS	RPI 51-100	RPI 101-150	RPI 150+			
14- 7	0- 0	0- 0	OVERALL	0- 3	1- 1	13- 3			
7- 3	0- 0	0- 0	HOME	0- 2	0- 0	7- 1			
7- 4	0- 0	0- 0	AWAY	0- 1	1- 1	6- 2			
0- 0	0- 0	0- 0	NEUTRAL	0- 0	0- 0	0- 0			
6- 4	0- 0	0- 0	NON-CONFERENCE	0- 2	1- 0	5- 2			
3- 2	0- 0	0- 0	HOME	0- 2	0- 0	3- 0			
3- 2	0- 0	0- 0	AWAY	0- 0	1- 0	2- 2			
0- 0	0- 0	0- 0	NEUTRAL	0- 0	0- 0	0- 0			
8- 3	0- 0	0- 0	CONFERENCE	0- 1	0- 1	8- 1			
4- 1	0- 0	0- 0	HOME	0- 0	0- 0	4- 1			
4- 2	0- 0	0- 0	AWAY	0- 1	0- 1	4- 0			
0- 0	0- 0	0- 0	NEUTRAL	0- 0	0- 0	0- 0			

RPI 1-25				RPI 26-50				RPI 51-100				RPI 101+				Team's RPI: 204	
RPI	S	Opponent	Score	RPI	S	Opponent	Score	RPI	S	Opponent	Score	RPI	S	Opponent	Score		
								64	H	Villanova	44	65	103	A	Bucknell	77	80
								70	A	Army West Point	39	63	143	A	Hampton	63	56
								87	H	Saint Joseph's	62	63	152	A	Illinois	67	76
												221	H	Montana	80	53	
												254	A	American	61	52	
												254	H	American	55	59	
												257	A	Loyola Maryland	76	68	
												257	H	Loyola Maryland	66	48	
												259	A	Navy	51	48	
												270	H	Holy Cross	61	58	
												292	H	Monmouth	95	88	
												297	A	Rider	60	61	
												306	A	Delaware St.	83	49	
												324	H	Lafayette	82	74	
												329	H	Saint Peter's	74	42	
												340	A	NJIT	75	47	
												347	A	Boston U.	73	66	
												347	H	Boston U.	72	48	
LAST 12 Division I GAMES:																	
254	A	American	61	52	103	A	Bucknell	77	80								
257	A	Loyola Maryland	76	68	254	H	American	55	59								
347	H	Boston U.	72	48	257	H	Loyola Maryland	66	48								
324	H	Lafayette	82	74	347	A	Boston U.	73	66								
259	A	Navy	51	48	70	A	Army West Point	39	63								
270	H	Holy Cross	61	58	143	A	Hampton	63	56								

Non-Div I Games: Kutztown 81 51

Lehigh

■ Loss,
 ■ Non-Conf,
 ■ S Site,
 ■ H Home
 ■ A Away
 N Neutral

Liberty

Through Games Of Feb. 6, 2016

Average RPI Win:	245	WON-LOST	WINNING	LAST 10	STRENGTH OF	OPP. STRENGTH	TEAM	ADJ.	CONF.	ADJ CONF.
Average RPI Loss:	84	RECORD	PCT. RANK	GAMES	SCHEDULE	OF SCHEDULE	RPI	RPI	RPI	RPI
DIV. I ONLY	12- 8	115	9- 1	108	203	104	104	26	26	
DIV. I NON-CONF.	2- 6	272	0- 1	11	3	132	132	28	28	
TOTALS	RPI 1-25	RPI 26-50	W-L RECORDS	RPI 51-100	RPI 101-150	RPI 150+				
12- 8	0- 2	0- 2	OVERALL	1- 2	1- 0	10- 2				
6- 2	0- 1	0- 1	HOME	1- 0	1- 0	4- 0				
6- 4	0- 0	0- 1	AWAY	0- 1	0- 0	6- 2				
0- 2	0- 1	0- 0	NEUTRAL	0- 1	0- 0	0- 0				
2- 6	0- 2	0- 2	NON-CONFERENCE	1- 2	0- 0	1- 0				
1- 2	0- 1	0- 1	HOME	1- 0	0- 0	0- 0				
1- 2	0- 0	0- 1	AWAY	0- 1	0- 0	1- 0				
0- 2	0- 1	0- 0	NEUTRAL	0- 1	0- 0	0- 0				
10- 2	0- 0	0- 0	CONFERENCE	0- 0	1- 0	9- 2				
5- 0	0- 0	0- 0	HOME	0- 0	1- 0	4- 0				
5- 2	0- 0	0- 0	AWAY	0- 0	0- 0	5- 2				
0- 0	0- 0	0- 0	NEUTRAL	0- 0	0- 0	0- 0				

RPI 1-25				RPI 26-50				RPI 51-100				RPI 101+ Team's RPI: 104			
RPI	S	Opponent	Score	RPI	S	Opponent	Score	RPI	S	Opponent	Score	RPI	S	Opponent	Score
6	N	Ohio St.	65 75	34	H	North Carolina St.	53 61	55	A	James Madison	56 72	146	H	UNC Asheville	71 53
20	H	Seton Hall	56 92	39	A	Duke	41 79	73	N	California	72 77	220	A	Presbyterian	42 60
								78	H	Elon	72 63	222	A	Gardner-Webb	57 61
												222	H	Gardner-Webb	73 51
												225	A	Radford	49 43
												229	H	High Point	56 43
												238	A	Appalachian St.	74 68
												282	A	Campbell	62 52
												295	A	Charleston So.	59 49
												295	H	Charleston So.	51 40
												305	A	Coastal Caro.	65 63
												313	H	Winthrop	77 61
												316	A	Longwood	72 67
LAST 12 Division I GAMES:															
295	A	Charleston So.	59 49	220	A	Presbyterian	42 60								
229	H	High Point	56 43	146	H	UNC Asheville	71 53								
222	H	Gardner-Webb	73 51	225	A	Radford	49 43								
316	A	Longwood	72 67	282	A	Campbell	62 52								
305	A	Coastal Caro.	65 63	39	A	Duke	41 79								
313	H	Winthrop	77 61	20	H	Seton Hall	56 92								

Non-Div I Games: Shepherd 69 57

Liberty

Loss, Non-Conf, S Site, H Home A Away N Neutral

Average RPI Win: 281	WON-LOST	WINNING	LAST 10	STRENGTH OF	OPP. STRENGTH	TEAM	ADJ.	CONF.	ADJ CONF.
Average RPI Loss: 205	RECORD	PCT. RANK	GAMES	SCHEDULE	OF SCHEDULE	RPI	RPI	RPI	RPI
DIV. I ONLY	2- 20	342	0- 10	193	343	335	335	28	28
DIV. I NON-CONF.	2- 12	311	0- 4	187	344	314	314	27	27
TOTALS	RPI 1-25	RPI 26-50	W-L RECORDS	RPI 51-100	RPI 101-150	RPI 150+			
2- 20	0- 0	0- 0	OVERALL	0- 3	0- 3	2- 14			
1- 9	0- 0	0- 0	HOME	0- 3	0- 1	1- 5			
1- 10	0- 0	0- 0	AWAY	0- 0	0- 2	1- 8			
0- 1	0- 0	0- 0	NEUTRAL	0- 0	0- 0	0- 1			
2- 12	0- 0	0- 0	NON-CONFERENCE	0- 2	0- 3	2- 7			
1- 6	0- 0	0- 0	HOME	0- 2	0- 1	1- 3			
1- 5	0- 0	0- 0	AWAY	0- 0	0- 2	1- 3			
0- 1	0- 0	0- 0	NEUTRAL	0- 0	0- 0	0- 1			
0- 8	0- 0	0- 0	CONFERENCE	0- 1	0- 0	0- 7			
0- 3	0- 0	0- 0	HOME	0- 1	0- 0	0- 2			
0- 5	0- 0	0- 0	AWAY	0- 0	0- 0	0- 5			
0- 0	0- 0	0- 0	NEUTRAL	0- 0	0- 0	0- 0			

RPI S	Opponent	Score	RPI S	Opponent	Score	RPI S	Opponent	Score	RPI S	Opponent	Score	Team's RPI: 335
						54	H Ball St.	60 72	102	A Wright St.	65 92	
						56	H Western Ky.	56 64	112	H Belmont	68 90	
						74	H FGCU	39 71	131	A Alabama	49 68	
									170	A Jacksonville	51 81	
									177	H Stetson	62 83	
									200	H Southeast Mo. St.	69 84	
									235	A USC Upstate	71 93	
									235	H USC Upstate	54 81	
									239	N Texas Southern	62 66	
									246	A Tennessee St.	65 77	
									257	H Loyola Maryland	52 57	
									271	A Ga. Southern	66 55	
									280	A Tennessee Tech	70 81	
									284	A Kennesaw St.	54 55	
									290	H Murray St.	93 85	
									291	A North Florida	70 78	
									296	H Morehead St.	77 92	
									325	A Jackson St.	52 53	
									340	A NJIT	51 61	
LAST 12 Division I GAMES:												
235	A	USC Upstate	71	93	170	A	Jacksonville	51	81			
340	A	NJIT	51	61	284	A	Kennesaw St.	54	55			
235	H	USC Upstate	54	81	325	A	Jackson St.	52	53			
177	H	Stetson	62	83	131	A	Alabama	49	68			
74	H	FGCU	39	71	56	H	Western Ky.	56	64			
291	A	North Florida	70	78	246	A	Tennessee St.	65	77			

Non-Div I Games: North Ala. 88 67

Lipscomb

Little Rock

Through Games Of Feb. 6, 2016

Average RPI Win:	212	WON-LOST	WINNING	LAST 10	STRENGTH OF	OPP. STRENGTH	TEAM	ADJ.	CONF.	ADJ CONF.
Average RPI Loss:	99	RECORD	PCT. RANK	GAMES	SCHEDULE	OF SCHEDULE	RPI	RPI	RPI	RPI
DIV. I ONLY	10- 11	184	7- 3	129	111	171	171	16	16	
DIV. I NON-CONF.	2- 7	280	0- 0	35	9	185	185	14	14	
TOTALS	RPI 1-25	RPI 26-50	W-L RECORDS	RPI 51-100	RPI 101-150	RPI 150+				
10- 11	0- 2	0- 1	OVERALL	0- 3	1- 2	9- 3				
7- 5	0- 1	0- 0	HOME	0- 1	1- 2	6- 1				
3- 6	0- 1	0- 1	AWAY	0- 2	0- 0	3- 2				
0- 0	0- 0	0- 0	NEUTRAL	0- 0	0- 0	0- 0				
2- 7	0- 2	0- 1	NON-CONFERENCE	0- 2	1- 1	1- 1				
1- 4	0- 1	0- 0	HOME	0- 1	1- 1	0- 1				
1- 3	0- 1	0- 1	AWAY	0- 1	0- 0	1- 0				
0- 0	0- 0	0- 0	NEUTRAL	0- 0	0- 0	0- 0				
8- 4	0- 0	0- 0	CONFERENCE	0- 1	0- 1	8- 2				
6- 1	0- 0	0- 0	HOME	0- 0	0- 1	6- 0				
2- 3	0- 0	0- 0	AWAY	0- 1	0- 0	2- 2				
0- 0	0- 0	0- 0	NEUTRAL	0- 0	0- 0	0- 0				

RPI 1-25				RPI 26-50				RPI 51-100				RPI 101+ Team's RPI: 171			
RPI	S	Opponent	Score	RPI	S	Opponent	Score	RPI	S	Opponent	Score	RPI	S	Opponent	Score
8	H	Texas	56 66	31	A	Oklahoma	52 65	53	A	Arkansas St.	53 66	116	H	LSU	51 57
19	A	Texas A&M	39 69					82	A	Tulane	53 69	122	H	Memphis	61 53
								91	H	Missouri St.	58 64	127	H	La.-Lafayette	58 65
												157	A	Texas-Arlington	59 55
												161	A	Oral Roberts	66 52
												180	H	Tulsa	63 74
												189	A	Texas St.	57 67
												194	A	Troy	71 78
												194	H	Troy	79 64
												217	A	South Ala.	47 34
												217	H	South Ala.	74 43
												238	H	Appalachian St.	67 50
												264	H	Georgia St.	59 32
												271	H	Ga. Southern	69 36
												278	H	La.-Monroe	56 44
LAST 12 Division I GAMES:															
217	H	South Ala.	74 43	53	A	Arkansas St.	53 66								
194	H	Troy	79 64	238	H	Appalachian St.	67 50								
264	H	Georgia St.	59 32	278	H	La.-Monroe	56 44								
271	H	Ga. Southern	69 36	127	H	La.-Lafayette	58 65								
157	A	Texas-Arlington	59 55	194	A	Troy	71 78								
189	A	Texas St.	57 67	217	A	South Ala.	47 34								

Non-Div I Games:

Little Rock

Loss, Non-Conf, S Site, H Home A Away N Neutral

Average RPI Win:	235	WON-LOST	WINNING	LAST 10	STRENGTH OF	OPP. STRENGTH	TEAM	ADJ.	CONF.	ADJ CONF.
Average RPI Loss:	97	RECORD	PCT. RANK	GAMES	SCHEDULE	OF SCHEDULE	RPI	RPI	RPI	RPI
DIV. I ONLY	17- 5	40	8- 2	329	123	150	150	22	22	
DIV. I NON-CONF.	11- 3	54	4- 0	305	40	117	117	22	22	
TOTALS	RPI 1-25	RPI 26-50	W-L RECORDS	RPI 51-100	RPI 101-150	RPI 150+				
17- 5	1- 0	0- 1	OVERALL	0- 1	1- 2	15- 1				
8- 3	1- 0	0- 0	HOME	0- 1	0- 1	7- 1				
7- 2	0- 0	0- 1	AWAY	0- 0	1- 1	6- 0				
2- 0	0- 0	0- 0	NEUTRAL	0- 0	0- 0	2- 0				
11- 3	1- 0	0- 1	NON-CONFERENCE	0- 0	1- 2	9- 0				
5- 1	1- 0	0- 0	HOME	0- 0	0- 1	4- 0				
4- 2	0- 0	0- 1	AWAY	0- 0	1- 1	3- 0				
2- 0	0- 0	0- 0	NEUTRAL	0- 0	0- 0	2- 0				
6- 2	0- 0	0- 0	CONFERENCE	0- 1	0- 0	6- 1				
3- 2	0- 0	0- 0	HOME	0- 1	0- 0	3- 1				
3- 0	0- 0	0- 0	AWAY	0- 0	0- 0	3- 0				
0- 0	0- 0	0- 0	NEUTRAL	0- 0	0- 0	0- 0				

RPI 1-25				RPI 26-50				RPI 51-100				RPI 101+ Team's RPI: 150			
RPI	S	Opponent	Score	RPI	S	Opponent	Score	RPI	S	Opponent	Score	RPI	S	Opponent	Score
25	H	UTEP	47 40	26	A	Southern California	43 69	69	H	UC Riverside	60 78	116	A	LSU	53 59
												120	H	San Francisco	52 66
												138	A	Pacific	68 60
												154	H	Hawaii	55 67
												173	N	Northwestern St.	60 59
												174	H	Colorado	59 42
												178	H	UNLV	67 63
												197	H	Cal Poly	65 53
												198	A	UC Davis	75 62
												243	A	Houston	47 41
												248	A	Seattle	69 57
												255	N	Northern Ariz.	69 48
												260	H	San Diego St.	74 54
												281	H	CSUN	74 71
												300	A	Denver	48 41
												322	A	UC Irvine	71 65
												323	H	Portland St.	89 71
												341	A	Cal St. Fullerton	82 61
												341	H	Cal St. Fullerton	62 57
LAST 12 Division I GAMES:															
281	H	CSUN	74 71	341	A	Cal St. Fullerton	82 61	154	H	Hawaii	55 67				
197	H	Cal Poly	65 53	248	A	Seattle	69 57	300	A	Denver	48 41				
198	A	UC Davis	75 62	178	H	UNLV	67 63	25	H	UTEP	47 40				
341	H	Cal St. Fullerton	62 57												
322	A	UC Irvine	71 65												
69	H	UC Riverside	60 78												

Non-Div I Games:

Long Beach St.

■ Loss,
 ■ Non-Conf, S Site,
 ■ Home
 ■ Away
 N Neutral

Average RPI Win: 320	WON-LOST	WINNING	LAST 10	STRENGTH OF	OPP. STRENGTH	TEAM	ADJ.	CONF.	ADJ CONF.
Average RPI Loss: 188	RECORD	PCT. RANK	GAMES	SCHEDULE	OF SCHEDULE	RPI	RPI	RPI	RPI
DIV. I ONLY	4- 16	309	3- 7	271	292	316	316	26	26
DIV. I NON-CONF.	1- 6	311	0- 1	161	153	280	280	28	28
TOTALS	RPI 1-25	RPI 26-50	W-L RECORDS	RPI 51-100	RPI 101-150	RPI 150+			
4- 16	0- 1	0- 1	OVERALL	0- 2	0- 2	4- 10			
2- 5	0- 0	0- 0	HOME	0- 0	0- 1	2- 4			
2- 11	0- 0	0- 0	AWAY	0- 0	0- 1	2- 0			
0- 0	0- 0	0- 0	NEUTRAL	0- 0	0- 0	0- 0			
1- 6	0- 1	0- 1	NON-CONFERENCE	0- 2	0- 0	1- 2			
1- 0	0- 0	0- 0	HOME	0- 0	0- 0	1- 0			
0- 6	0- 1	0- 1	AWAY	0- 2	0- 0	0- 2			
0- 0	0- 0	0- 0	NEUTRAL	0- 0	0- 0	0- 0			
3- 10	0- 0	0- 0	CONFERENCE	0- 0	0- 2	3- 8			
1- 5	0- 0	0- 0	HOME	0- 0	0- 1	1- 4			
2- 5	0- 0	0- 0	AWAY	0- 0	0- 1	2- 4			
0- 0	0- 0	0- 0	NEUTRAL	0- 0	0- 0	0- 0			

RPI 1-25				RPI 26-50				RPI 51-100				RPI 101+				Team's RPI: 316	
RPI	S	Opponent	Score	RPI	S	Opponent	Score	RPI	S	Opponent	Score	RPI	S	Opponent	Score		
7	A	Oregon St.	45 110	38	A	West Virginia	43 74	55	A	James Madison	30 88	104	H	Liberty	67 72		
								85	A	Virginia	46 81	146	A	UNC Asheville	42 81		
												220	A	Presbyterian	49 75		
												220	H	Presbyterian	38 59		
												222	A	Gardner-Webb	42 67		
												225	H	Radford	67 79		
												229	A	High Point	68 79		
												282	H	Campbell	56 73		
												285	A	UNCG	60 81		
												295	A	Charleston So.	58 66		
												295	H	Charleston So.	54 63		
												305	A	Coastal Caro.	56 48		
												306	A	Delaware St.	63 88		
												313	A	Winthrop	63 60		
												313	H	Winthrop	67 60		
												349	H	N.C. Central	60 49		
LAST 12 Division I GAMES:																	
295	A	Charleston So.	58 66	146	A	UNC Asheville	42 81										
220	A	Presbyterian	49 75	282	H	Campbell	56 73										
313	H	Winthrop	67 60	305	A	Coastal Caro.	56 48										
104	H	Liberty	67 72	313	A	Winthrop	63 60										
222	A	Gardner-Webb	42 67	295	H	Charleston So.	54 63										
225	H	Radford	67 79	306	A	Delaware St.	63 88										

Non-Div I Games: Notre Dame (MD) 83 32 N.C. Wesleyan 100 57

Longwood

■ Loss,
 ■ Non-Conf,
 ■ S Site,
 ■ H Home
 ■ A Away
 N Neutral

Average RPI Win:	220	WON-LOST	WINNING	LAST 10	STRENGTH OF	OPP. STRENGTH	TEAM	ADJ.	CONF.	ADJ CONF.
Average RPI Loss:	111	RECORD	PCT. RANK	GAMES	SCHEDULE	OF SCHEDULE	RPI	RPI	RPI	RPI
DIV. I ONLY	11- 9	144	7- 3	190	112	169	169	12	12	
DIV. I NON-CONF.	4- 6	201	1- 1	176	178	213	213	10	10	
TOTALS	RPI 1-25	RPI 26-50	W-L RECORDS	RPI 51-100	RPI 101-150	RPI 150+				
11- 9	0- 2	0- 1	OVERALL	0- 2	2- 1	9- 3				
7- 3	0- 0	0- 1	HOME	0- 0	2- 0	5- 2				
3- 5	0- 0	0- 0	AWAY	0- 1	0- 0	3- 0				
1- 1	0- 1	0- 0	NEUTRAL	0- 0	0- 0	1- 0				
4- 6	0- 1	0- 1	NON-CONFERENCE	0- 1	1- 0	3- 3				
2- 3	0- 0	0- 1	HOME	0- 0	1- 0	1- 2				
1- 2	0- 0	0- 0	AWAY	0- 1	0- 0	1- 1				
1- 1	0- 1	0- 0	NEUTRAL	0- 0	0- 0	1- 0				
7- 3	0- 1	0- 0	CONFERENCE	0- 1	1- 1	6- 0				
5- 0	0- 0	0- 0	HOME	0- 0	1- 0	4- 0				
2- 3	0- 1	0- 0	AWAY	0- 1	0- 1	2- 0				
0- 0	0- 0	0- 0	NEUTRAL	0- 0	0- 0	0- 0				

RPI 1-25				RPI 26-50				RPI 51-100				RPI 101+ Team's RPI: 169			
RPI	S	Opponent	Score	RPI	S	Opponent	Score	RPI	S	Opponent	Score	RPI	S	Opponent	Score
9	N	UCLA	57 68	29	H	Mississippi St.	63 93	93	A	Charlotte	58 63	127	H	La.-Lafayette	79 62
25	A	UTEP	80 86					99	A	Arizona	67 77	141	A	Southern Miss.	59 69
												141	H	Southern Miss.	72 37
												156	A	Old Dominion	69 51
												158	A	Wisconsin	65 79
												164	H	Fla. Atlantic	65 62
												172	H	McNeese St.	71 74
												201	H	North Texas	77 71
												228	A	UTSA	82 72
												233	H	Stephen F. Austin	76 44
												245	H	Rice	63 61
												273	H	Prairie View	68 77
												300	N	Denver	58 53
												310	H	FIU	82 63
												312	A	Nicholls St.	58 55
LAST 12 Division I GAMES:															
201	H	North Texas	77 71	310	H	FIU	82 63								
245	H	Rice	63 61	93	A	Charlotte	58 63								
25	A	UTEP	80 86	156	A	Old Dominion	69 51								
228	A	UTSA	82 72	141	A	Southern Miss.	59 69								
141	H	Southern Miss.	72 37	172	H	McNeese St.	71 74								
164	H	Fla. Atlantic	65 62	127	H	La.-Lafayette	79 62								

Non-Div I Games: Loyola (LA) 76 40

Louisiana Tech

■ Loss,
 ■ Non-Conf, S Site,
 ■ Home
 ■ Away
 N Neutral

Louisville

Through Games Of Feb. 6, 2016

Average RPI Win:	122	WON-LOST	WINNING	LAST 10	STRENGTH OF	OPP. STRENGTH	TEAM	ADJ.	CONF.	ADJ CONF.
Average RPI Loss:	46	RECORD	PCT. RANK	GAMES	SCHEDULE	OF SCHEDULE	RPI	RPI	RPI	RPI
DIV. I ONLY	18- 5	36	10- 0	44	18	15	15	5	5	
DIV. I NON-CONF.	8- 5	119	2- 0	76	22	76	76	5	5	
TOTALS	RPI 1-25	RPI 26-50	W-L RECORDS	RPI 51-100	RPI 101-150	RPI 150+				
18- 5	2- 1	3- 2	OVERALL	3- 2	4- 0	6- 0				
9- 1	1- 0	1- 0	HOME	1- 1	3- 0	3- 0				
8- 2	1- 1	2- 0	AWAY	2- 1	1- 0	2- 0				
1- 2	0- 0	0- 2	NEUTRAL	0- 0	0- 0	1- 0				
8- 5	1- 1	0- 2	NON-CONFERENCE	1- 2	1- 0	5- 0				
4- 1	0- 0	0- 0	HOME	1- 1	1- 0	2- 0				
3- 2	1- 1	0- 0	AWAY	0- 1	0- 0	2- 0				
1- 2	0- 0	0- 2	NEUTRAL	0- 0	0- 0	1- 0				
10- 0	1- 0	3- 0	CONFERENCE	2- 0	3- 0	1- 0				
5- 0	1- 0	1- 0	HOME	0- 0	2- 0	1- 0				
5- 0	0- 0	2- 0	AWAY	2- 0	1- 0	0- 0				
0- 0	0- 0	0- 0	NEUTRAL	0- 0	0- 0	0- 0				

RPI	S	Opponent	Score	RPI	S	Opponent	Score	RPI	S	Opponent	Score	RPI	S	Opponent	Score
12	H	Florida St.	79 69	30	A	Syracuse	71 53	56	A	Western Ky.	69 71	101	H	Virginia Tech	56 45
16	A	Kentucky	54 72	34	A	North Carolina St.	92 90	73	H	California	71 75	111	H	IUPUI	70 61
18	A	Michigan St.	85 78	37	N	Purdue	60 62	76	A	Georgia Tech	78 65	115	A	North Carolina	78 60
				39	H	Duke	65 48	85	A	Virginia	59 41	133	H	Wake Forest	78 54
				48	N	Dayton	66 79	89	H	UT Martin	88 66	175	N	Marist	65 53
												184	A	Col. of Charleston	71 67
												209	H	Valparaiso	75 42
												244	H	Clemson	75 33
												266	H	Dartmouth	94 52
												280	A	Tennessee Tech	76 54
LAST 12 Division I GAMES:															
115	A	North Carolina	78 60	39	H	Duke	65 48	101	H	Virginia Tech	56 45				
133	H	Wake Forest	78 54	76	A	Georgia Tech	78 65	12	H	Florida St.	79 69				
244	H	Clemson	75 33	89	H	UT Martin	88 66	89	H	UT Martin	88 66				
30	A	Syracuse	71 53	184	A	Col. of Charleston	71 67								
34	A	North Carolina St.	92 90												
85	A	Virginia	59 41												

Non-Div I Games:

Louisville

■ Loss,
 ■ Non-Conf,
 ■ S Site,
 ■ H Home
 ■ A Away
 N Neutral

Average RPI Win:	229	WON-LOST	WINNING	LAST 10	STRENGTH OF	OPP. STRENGTH	TEAM	ADJ.	CONF.	ADJ CONF.
Average RPI Loss:	89	RECORD	PCT. RANK	GAMES	SCHEDULE	OF SCHEDULE	RPI	RPI	RPI	RPI
DIV. I ONLY	11- 10	156	7- 3	146	113	142	142	21	21	
DIV. I NON-CONF.	4- 7	222	2- 0	82	23	148	148	17	17	
TOTALS	RPI 1-25	RPI 26-50	W-L RECORDS	RPI 51-100	RPI 101-150	RPI 150+				
11- 10	1- 2	0- 1	OVERALL	0- 4	3- 2	7- 1				
4- 6	0- 0	0- 1	HOME	0- 3	2- 2	2- 0				
7- 4	1- 2	0- 0	AWAY	0- 1	1- 0	5- 1				
0- 0	0- 0	0- 0	NEUTRAL	0- 0	0- 0	0- 0				
4- 7	1- 2	0- 1	NON-CONFERENCE	0- 3	0- 1	3- 0				
1- 4	0- 0	0- 1	HOME	0- 2	0- 1	1- 0				
3- 3	1- 2	0- 0	AWAY	0- 1	0- 0	2- 0				
0- 0	0- 0	0- 0	NEUTRAL	0- 0	0- 0	0- 0				
7- 3	0- 0	0- 0	CONFERENCE	0- 1	3- 1	4- 1				
3- 2	0- 0	0- 0	HOME	0- 1	2- 1	1- 0				
4- 1	0- 0	0- 0	AWAY	0- 0	1- 0	3- 1				
0- 0	0- 0	0- 0	NEUTRAL	0- 0	0- 0	0- 0				

RPI 1-25				RPI 26-50				RPI 51-100				RPI 101+ Team's RPI: 142			
RPI	S	Opponent	Score	RPI	S	Opponent	Score	RPI	S	Opponent	Score	RPI	S	Opponent	Score
18	A	Michigan St.	47 76	42	H	Miami (FL)	50 77	76	A	Georgia Tech	77 84	106	H	Drake	65 81
22	A	Green Bay	51 65					79	H	Northwestern	72 81	118	H	UNI	64 60
23	A	DePaul	88 75					84	H	Central Mich.	59 68	125	H	Western Mich.	45 68
								91	H	Missouri St.	62 73	144	A	Southern Ill.	69 68
												144	H	Southern Ill.	83 59
												245	A	Rice	57 50
												249	A	Indiana St.	48 62
												272	H	Lamar	82 71
												287	H	Wichita St.	60 55
												314	A	Bradley	67 54
												317	A	Illinois St.	57 41
												318	A	Evansville	63 49
												337	A	Eastern Ill.	86 75
LAST 12 Division I GAMES:															
144	H	Southern Ill.	83 59	287	H	Wichita St.	60 55								
106	H	Drake	65 81	144	A	Southern Ill.	69 68								
118	H	UNI	64 60	318	A	Evansville	63 49								
317	A	Illinois St.	57 41	314	A	Bradley	67 54								
249	A	Indiana St.	48 62	245	A	Rice	57 50								
91	H	Missouri St.	62 73	23	A	DePaul	88 75								

Non-Div I Games:

Loyola Chicago

■ Loss,
 ■ Non-Conf,
 ■ S Site,
 ■ Home
 ■ A Away
 N Neutral

Loyola Maryland

Through Games Of Feb. 6, 2016

Average RPI Win:	316	WON-LOST	WINNING	LAST 10	STRENGTH OF	OPP. STRENGTH	TEAM	ADJ.	CONF.	ADJ CONF.
Average RPI Loss:	157	RECORD	PCT. RANK	GAMES	SCHEDULE	OF SCHEDULE	RPI	RPI	RPI	RPI
DIV. I ONLY	9- 13	221	5- 5	252	340	257	257	29	29	
DIV. I NON-CONF.	3- 8	258	0- 1	288	335	303	303	29	29	
TOTALS	RPI 1-25	RPI 26-50	W-L RECORDS	RPI 51-100	RPI 101-150	RPI 150+				
9- 13	0- 1	0- 0	OVERALL	0- 3	0- 1	9- 8				
5- 5	0- 0	0- 0	HOME	0- 1	0- 0	5- 4				
4- 8	0- 1	0- 0	AWAY	0- 2	0- 1	4- 4				
0- 0	0- 0	0- 0	NEUTRAL	0- 0	0- 0	0- 0				
3- 8	0- 1	0- 0	NON-CONFERENCE	0- 1	0- 0	3- 6				
1- 3	0- 0	0- 0	HOME	0- 0	0- 0	1- 3				
2- 5	0- 1	0- 0	AWAY	0- 1	0- 0	2- 3				
0- 0	0- 0	0- 0	NEUTRAL	0- 0	0- 0	0- 0				
6- 5	0- 0	0- 0	CONFERENCE	0- 2	0- 1	6- 2				
4- 2	0- 0	0- 0	HOME	0- 1	0- 0	4- 1				
2- 3	0- 0	0- 0	AWAY	0- 1	0- 1	2- 1				
0- 0	0- 0	0- 0	NEUTRAL	0- 0	0- 0	0- 0				

RPI 1-25				RPI 26-50				RPI 51-100				RPI 101+ Team's RPI: 257			
RPI	S	Opponent	Score	RPI	S	Opponent	Score	RPI	S	Opponent	Score	RPI	S	Opponent	Score
11	A	Maryland	47 97					64	A	Villanova	55 67	103	A	Bucknell	64 71
								70	A	Army West Point	37 70	156	A	Old Dominion	41 64
								70	H	Army West Point	44 52	182	H	William & Mary	61 62
												188	H	UMBC	46 52
												204	A	Lehigh	48 66
												204	H	Lehigh	68 76
												223	H	Fairfield	45 71
												227	A	Columbia	53 63
												254	H	American	52 46
												259	H	Navy	51 38
												311	A	Colgate	65 49
												324	A	Lafayette	55 51
												324	H	Lafayette	66 65
												335	A	Lipscomb	57 52
												342	A	Mt. St. Mary's	65 63
												344	A	St. Francis Brooklyn	54 64
												347	H	Boston U.	63 54
												348	H	Norfolk St.	75 67
LAST 12 Division I GAMES:															
70	H	Army West Point	44 52	259	H	Navy	51 38	70	A	Army West Point	37 70				
204	H	Lehigh	68 76	204	A	Lehigh	48 66	324	H	Lafayette	66 65				
324	A	Lafayette	55 51	254	H	American	52 46	344	A	St. Francis Brooklyn	54 64				
311	A	Colgate	65 49												
103	A	Bucknell	64 71												
347	H	Boston U.	63 54												

Non-Div I Games:

Loyola Maryland

Loss, Non-Conf, S Site, H Home A Away N Neutral

Average RPI Win:	266	WON-LOST	WINNING	LAST 10	STRENGTH OF	OPP. STRENGTH	TEAM	ADJ.	CONF.	ADJ CONF.
Average RPI Loss:	112	RECORD	PCT. RANK	GAMES	SCHEDULE	OF SCHEDULE	RPI	RPI	RPI	RPI
DIV. I ONLY	8- 16	257	2- 3	191	108	241	241	9	9	
DIV. I NON-CONF.	4- 7	222	1- 0	333	181	304	304	9	9	
TOTALS	RPI 1-25	RPI 26-50	W-L RECORDS	RPI 51-100	RPI 101-150	RPI 150+				
8- 16	0- 2	0- 2	OVERALL	0- 6	1- 1	7- 5				
4- 7	0- 1	0- 0	HOME	0- 3	0- 1	4- 2				
3- 9	0- 1	0- 2	AWAY	0- 3	1- 0	2- 3				
1- 0	0- 0	0- 0	NEUTRAL	0- 0	0- 0	1- 0				
4- 7	0- 0	0- 1	NON-CONFERENCE	0- 1	0- 0	4- 5				
2- 2	0- 0	0- 0	HOME	0- 0	0- 0	2- 2				
1- 5	0- 0	0- 1	AWAY	0- 1	0- 0	1- 3				
1- 0	0- 0	0- 0	NEUTRAL	0- 0	0- 0	1- 0				
4- 9	0- 2	0- 1	CONFERENCE	0- 5	1- 1	3- 0				
2- 5	0- 1	0- 0	HOME	0- 3	0- 1	2- 0				
2- 4	0- 1	0- 1	AWAY	0- 2	1- 0	1- 0				
0- 0	0- 0	0- 0	NEUTRAL	0- 0	0- 0	0- 0				

RPI 1-25				RPI 26-50				RPI 51-100				RPI 101+ Team's RPI: 241			
RPI	S	Opponent	Score	RPI	S	Opponent	Score	RPI	S	Opponent	Score	RPI	S	Opponent	Score
14	A	BYU	61 75	33	A	Missouri	48 80	65	A	San Diego	58 82	120	H	San Francisco	73 75
14	H	BYU	75 82	47	A	St. Mary's (CA)	57 72	65	H	San Diego	67 75	138	A	Pacific	63 60
								67	H	Santa Clara	56 57	154	A	Hawaii	51 65
								69	A	UC Riverside	62 80	174	A	Colorado	81 92
								92	A	Gonzaga	68 83	197	A	Cal Poly	58 70
								92	H	Gonzaga	59 66	248	H	Seattle	69 78
												260	H	San Diego St.	92 65
												267	A	UC Santa Barbara	70 63
												269	H	Pepperdine	79 69
												279	A	Portland	77 62
												279	H	Portland	62 52
												315	N	Nevada	69 58
												322	H	UC Irvine	95 50
												341	H	Cal St. Fullerton	73 75
LAST 12 Division I GAMES:															
322	H	UC Irvine	95 50	14	A	BYU	61 75	67	H	Santa Clara	56 57	120	H	San Francisco	73 75
279	A	Portland	77 62	65	H	San Diego	67 75	138	A	Pacific	63 60	47	A	St. Mary's (CA)	57 72
92	A	Gonzaga	68 83	269	H	Pepperdine	79 69								

Non-Div I Games:

Loyola Marymount

■ Loss,
 ■ Non-Conf,
 ■ S Site,
 ■ H Home
 ■ A Away
 N Neutral

Average RPI Win:	219	WON-LOST	WINNING	LAST 10	STRENGTH OF	OPP. STRENGTH	TEAM	ADJ.	CONF.	ADJ CONF.
Average RPI Loss:	89	RECORD	PCT. RANK	GAMES	SCHEDULE	OF SCHEDULE	RPI	RPI	RPI	RPI
DIV. I ONLY	17- 7	70	9- 1	209	130	86	86	15	15	
DIV. I NON-CONF.	8- 6	136	0- 2	230	56	123	123	18	18	
TOTALS	RPI 1-25	RPI 26-50	W-L RECORDS	RPI 51-100	RPI 101-150	RPI 150+				
17- 7	0- 0	0- 3	OVERALL	1- 2	3- 1	13- 1				
8- 0	0- 0	0- 0	HOME	0- 0	1- 0	7- 0				
7- 6	0- 0	0- 2	AWAY	0- 2	1- 1	6- 1				
2- 1	0- 0	0- 1	NEUTRAL	1- 0	1- 0	0- 0				
8- 6	0- 0	0- 2	NON-CONFERENCE	1- 2	2- 1	5- 1				
3- 0	0- 0	0- 0	HOME	0- 0	0- 0	3- 0				
3- 5	0- 0	0- 1	AWAY	0- 2	1- 1	2- 1				
2- 1	0- 0	0- 1	NEUTRAL	1- 0	1- 0	0- 0				
9- 1	0- 0	0- 1	CONFERENCE	0- 0	1- 0	8- 0				
5- 0	0- 0	0- 0	HOME	0- 0	1- 0	4- 0				
4- 1	0- 0	0- 1	AWAY	0- 0	0- 0	4- 0				
0- 0	0- 0	0- 0	NEUTRAL	0- 0	0- 0	0- 0				

RPI 1-25				RPI 26-50				RPI 51-100				Team's RPI: 86	RPI 101+			
RPI	S	Opponent	Score	RPI	S	Opponent	Score	RPI	S	Opponent	Score		RPI	S	Opponent	Score
				37	A	Purdue	33 56	90	A	Boston College	48 55		115	A	North Carolina	58 59
				48	N	Dayton	37 58	91	N	Missouri St.	69 65		116	N	LSU	52 41
				49	A	Albany (NY)	59 64	98	A	Minnesota	64 91		117	H	Stony Brook	55 52
													140	A	Harvard	64 53
													187	A	Northeastern	44 56
													188	A	UMBC	72 38
													188	H	UMBC	65 55
													203	H	Bryant	76 38
													211	H	Hartford	61 43
													224	A	Binghamton	52 38
													244	H	Clemson	75 42
													266	A	Dartmouth	59 41
													268	A	New Hampshire	62 52
													274	A	Vermont	62 41
													274	H	Vermont	63 51
													276	H	Central Conn. St.	62 42
													319	A	North Dakota St.	82 51
													321	H	UMass Lowell	74 44
LAST 12 Division I GAMES:																
				188	A	UMBC	72 38	49	A	Albany (NY)	59 64					
				274	H	Vermont	63 51	321	H	UMass Lowell	74 44					
				224	A	Binghamton	52 38	188	H	UMBC	65 55					
				211	H	Hartford	61 43	274	A	Vermont	62 41					
				117	H	Stony Brook	55 52	115	A	North Carolina	58 59					
				268	A	New Hampshire	62 52	37	A	Purdue	33 56					

Non-Div I Games: Colby 82 42

Maine

Average RPI Win:	237	WON-LOST	WINNING	LAST 10	STRENGTH OF	OPP. STRENGTH	TEAM	ADJ.	CONF.	ADJ CONF.
Average RPI Loss:	198	RECORD	PCT. RANK	GAMES	SCHEDULE	OF SCHEDULE	RPI	RPI	RPI	RPI
DIV. I ONLY	10- 11	184	5- 4	284	276	236	236	23	23	
DIV. I NON-CONF.	3- 6	234	0- 1	301	300	301	301	24	24	
TOTALS	RPI 1-25	RPI 26-50	W-L RECORDS	RPI 51-100	RPI 101-150	RPI 150+				
10- 11	0- 0	0- 0	OVERALL	0- 0	3- 3	7- 8				
6- 4	0- 0	0- 0	HOME	0- 0	2- 1	4- 3				
4- 7	0- 0	0- 0	AWAY	0- 0	1- 2	3- 5				
0- 0	0- 0	0- 0	NEUTRAL	0- 0	0- 0	0- 0				
3- 6	0- 0	0- 0	NON-CONFERENCE	0- 0	1- 2	2- 4				
2- 2	0- 0	0- 0	HOME	0- 0	1- 1	1- 1				
1- 4	0- 0	0- 0	AWAY	0- 0	0- 1	1- 3				
0- 0	0- 0	0- 0	NEUTRAL	0- 0	0- 0	0- 0				
7- 5	0- 0	0- 0	CONFERENCE	0- 0	2- 1	5- 4				
4- 2	0- 0	0- 0	HOME	0- 0	1- 0	3- 2				
3- 3	0- 0	0- 0	AWAY	0- 0	1- 1	2- 2				
0- 0	0- 0	0- 0	NEUTRAL	0- 0	0- 0	0- 0				

RPI 1-25			RPI 26-50			RPI 51-100			RPI 101+			Team's RPI: 236
RPI	S	Opponent	Score	RPI	S	Opponent	Score	RPI	S	Opponent	Score	
								103	H	Bucknell	56	61
								107	A	Yale	36	62
								109	A	Quinnipiac	52	42
								119	A	Iona	56	67
								119	H	Iona	63	56
								147	H	Brown	80	56
								151	H	Fordham	49	60
								175	H	Marist	73	79
								205	H	Canisius	77	55
								215	A	Siena	59	60
								223	A	Fairfield	70	55
								223	H	Fairfield	57	59
								254	A	American	48	52
								268	A	New Hampshire	57	72
								270	A	Holy Cross	44	58
								289	H	Niagara	80	62
								292	A	Monmouth	62	72
								297	A	Rider	74	70
								307	A	Fairleigh Dickinson	85	78
								329	H	Saint Peter's	64	47
								344	H	St. Francis Brooklyn	61	53
LAST 12 Division I GAMES:												
205	H	Canisius	77	55	175	H	Marist	73	79			
292	A	Monmouth	62	72	215	A	Siena	59	60			
297	A	Rider	74	70	223	A	Fairfield	70	55			
329	H	Saint Peter's	64	47	119	A	Iona	56	67			
119	H	Iona	63	56	254	A	American	48	52			
223	H	Fairfield	57	59	344	H	St. Francis Brooklyn	61	53			

Non-Div I Games:

Manhattan

■ Loss,
■ Non-Conf,
■ S Site,
■ H Home
■ A Away
N Neutral

Average RPI Win:	257	WON-LOST	WINNING	LAST 10	STRENGTH OF	OPP. STRENGTH	TEAM	ADJ.	CONF.	ADJ CONF.
Average RPI Loss:	105	RECORD	PCT. RANK	GAMES	SCHEDULE	OF SCHEDULE	RPI	RPI	RPI	RPI
DIV. I ONLY	12- 11	165	8- 2	186	202	175	175	23	23	
DIV. I NON-CONF.	1- 9	325	0- 1	43	95	232	232	24	24	
TOTALS	RPI 1-25	RPI 26-50	W-L RECORDS	RPI 51-100	RPI 101-150	RPI 150+				
12- 11	0- 1	0- 2	OVERALL	0- 3	2- 3	10- 2				
7- 3	0- 0	0- 1	HOME	0- 1	2- 0	5- 1				
5- 5	0- 0	0- 1	AWAY	0- 1	0- 2	5- 1				
0- 3	0- 1	0- 0	NEUTRAL	0- 1	0- 1	0- 0				
1- 9	0- 1	0- 2	NON-CONFERENCE	0- 3	0- 2	1- 1				
0- 3	0- 0	0- 1	HOME	0- 1	0- 0	0- 1				
1- 3	0- 0	0- 1	AWAY	0- 1	0- 1	1- 0				
0- 3	0- 1	0- 0	NEUTRAL	0- 1	0- 1	0- 0				
11- 2	0- 0	0- 0	CONFERENCE	0- 0	2- 1	9- 1				
7- 0	0- 0	0- 0	HOME	0- 0	2- 0	5- 0				
4- 2	0- 0	0- 0	AWAY	0- 0	0- 1	4- 1				
0- 0	0- 0	0- 0	NEUTRAL	0- 0	0- 0	0- 0				

RPI 1-25				RPI 26-50				RPI 51-100				RPI 101+				Team's RPI: 175	
RPI	S	Opponent	Score	RPI	S	Opponent	Score	RPI	S	Opponent	Score	RPI	S	Opponent	Score		
15	N	Louisville	53 65	40	A	St. John's (NY)	47 61	57	A	South Dakota St.	68 77	109	H	Quinnipiac	56 47		
				50	H	Princeton	44 77	77	H	Hofstra	67 71	114	A	Creighton	46 89		
								91	N	Missouri St.	45 77	116	N	LSU	49 72		
												119	A	Iona	49 69		
												119	H	Iona	62 61		
												179	H	Delaware	50 56		
												215	H	Siena	66 37		
												223	A	Fairfield	72 57		
												236	A	Manhattan	79 73		
												289	H	Niagara	63 50		
												292	A	Monmouth	52 60		
												292	H	Monmouth	78 55		
												297	A	Rider	74 56		
												297	H	Rider	66 54		
												329	A	Saint Peter's	74 55		
												329	H	Saint Peter's	69 46		
												347	A	Boston U.	73 54		
LAST 12 Division I GAMES:																	
329	A	Saint Peter's	74 55	119	H	Iona	62 61										
297	A	Rider	74 56	236	A	Manhattan	79 73										
215	H	Siena	66 37	292	A	Monmouth	52 60										
329	H	Saint Peter's	69 46	119	A	Iona	49 69										
289	H	Niagara	63 50	297	H	Rider	66 54										
292	H	Monmouth	78 55	50	H	Princeton	44 77										

Non-Div I Games:

Marist

■ Loss,
■ Non-Conf,
■ S Site,
■ H Home
■ A Away
N Neutral

Average RPI Win:	145	WON-LOST	WINNING	LAST 10	STRENGTH OF	OPP. STRENGTH	TEAM	ADJ.	CONF.	ADJ CONF.
Average RPI Loss:	65	RECORD	PCT. RANK	GAMES	SCHEDULE	OF SCHEDULE	RPI	RPI	RPI	RPI
DIV. I ONLY	11- 12	180	6- 4	21	64	81	81	6	6	
DIV. I NON-CONF.	5- 6	180	0- 0	27	69	96	96	6	6	
TOTALS	RPI 1-25	RPI 26-50	W-L RECORDS	RPI 51-100	RPI 101-150	RPI 150+				
11- 12	1- 5	1- 1	OVERALL	2- 3	1- 3	6- 0				
7- 3	1- 1	1- 0	HOME	2- 1	1- 1	2- 0				
3- 9	0- 4	0- 1	AWAY	0- 2	0- 2	3- 0				
1- 0	0- 0	0- 0	NEUTRAL	0- 0	0- 0	1- 0				
5- 6	0- 3	0- 0	NON-CONFERENCE	1- 1	0- 2	4- 0				
2- 2	0- 1	0- 0	HOME	1- 0	0- 1	1- 0				
2- 4	0- 2	0- 0	AWAY	0- 1	0- 1	2- 0				
1- 0	0- 0	0- 0	NEUTRAL	0- 0	0- 0	1- 0				
6- 6	1- 2	1- 1	CONFERENCE	1- 2	1- 1	2- 0				
5- 1	1- 0	1- 0	HOME	1- 1	1- 0	1- 0				
1- 5	0- 2	0- 1	AWAY	0- 1	0- 1	1- 0				
0- 0	0- 0	0- 0	NEUTRAL	0- 0	0- 0	0- 0				

RPI S	Opponent	Score	RPI S	Opponent	Score	RPI S	Opponent	Score	RPI S	Opponent	Score
7	H Oregon St.	58 65	40	A St. John's (NY)	77 81	61	H Auburn	70 69	111	H IUPUI	55 60
10	A Arizona St.	80 90	40	H St. John's (NY)	67 64	64	H Villanova	75 82	114	H Creighton	79 72
20	A Seton Hall	68 99				88	A South Dakota	69 97	145	A Xavier	66 71
20	H Seton Hall	89 82				97	A Georgetown	72 75	149	A Northern Ky.	78 83
22	A Green Bay	55 75				97	H Georgetown	87 72	158	H Wisconsin	77 61
23	A DePaul	86 91							176	A Milwaukee	101 81
									184	A Butler	80 64
									206	N Richmond	98 80
									234	H Providence	105 75
									310	A FIU	95 83
LAST 12 Division I GAMES:											
97	A Georgetown	72 75	145	A Xavier	66 71						
20	H Seton Hall	89 82	97	H Georgetown	87 72						
40	H St. John's (NY)	67 64	64	H Villanova	75 82						
114	H Creighton	79 72	40	A St. John's (NY)	77 81						
234	H Providence	105 75	20	A Seton Hall	68 99						
184	A Butler	80 64	23	A DePaul	86 91						

Non-Div I Games:

Marquette

■ Loss,
■ Non-Conf,
■ S Site,
■ H Home
■ A Away
N Neutral

Average RPI Win:	232	WON-LOST	WINNING	LAST 10	STRENGTH OF	OPP. STRENGTH	TEAM	ADJ.	CONF.	ADJ CONF.
Average RPI Loss:	105	RECORD	PCT. RANK	GAMES	SCHEDULE	OF SCHEDULE	RPI	RPI	RPI	RPI
DIV. I ONLY	14- 6	72	6- 4	266	174	139	139	12	12	
DIV. I NON-CONF.	8- 1	23	1- 0	321	337	136	136	10	10	
TOTALS	RPI 1-25	RPI 26-50	W-L RECORDS	RPI 51-100	RPI 101-150	RPI 150+				
14- 6	1- 0	0- 1	OVERALL	0- 3	1- 0	12- 2				
10- 2	1- 0	0- 0	HOME	0- 1	0- 0	9- 1				
4- 3	0- 0	0- 0	AWAY	0- 2	1- 0	3- 1				
0- 1	0- 0	0- 1	NEUTRAL	0- 0	0- 0	0- 0				
8- 1	0- 0	0- 1	NON-CONFERENCE	0- 0	1- 0	7- 0				
6- 0	0- 0	0- 0	HOME	0- 0	0- 0	6- 0				
2- 0	0- 0	0- 0	AWAY	0- 0	1- 0	1- 0				
0- 1	0- 0	0- 1	NEUTRAL	0- 0	0- 0	0- 0				
6- 5	1- 0	0- 0	CONFERENCE	0- 3	0- 0	5- 2				
4- 2	1- 0	0- 0	HOME	0- 1	0- 0	3- 1				
2- 3	0- 0	0- 0	AWAY	0- 2	0- 0	2- 1				
0- 0	0- 0	0- 0	NEUTRAL	0- 0	0- 0	0- 0				

RPI 1-25				RPI 26-50				RPI 51-100				RPI 101+ Team's RPI: 139			
RPI	S	Opponent	Score	RPI	S	Opponent	Score	RPI	S	Opponent	Score	RPI	S	Opponent	Score
25	H	UTEP	79 64	38	N	West Virginia	60 66	56	A	Western Ky.	52 81	144	A	Southern Ill.	61 55
								80	A	Middle Tenn.	54 65	156	H	Old Dominion	80 62
								93	H	Charlotte	61 64	163	A	UAB	64 61
												164	A	Fla. Atlantic	73 84
												167	H	Cornell	73 47
												191	H	Rhode Island	72 62
												201	H	North Texas	63 71
												228	H	UTSA	80 76
												245	H	Rice	81 52
												286	H	Saint Francis (PA)	81 73
												296	A	Morehead St.	104 101
												310	A	FIU	65 58
												340	H	NJIT	63 50
												345	H	Alabama A&M	81 45
												348	H	Norfolk St.	81 67
LAST 12 Division I GAMES:															
228	H	UTSA	80 76	245	H	Rice	81 52								
25	H	UTEP	79 64	201	H	North Texas	63 71								
163	A	UAB	64 61	310	A	FIU	65 58								
80	A	Middle Tenn.	54 65	164	A	Fla. Atlantic	73 84								
156	H	Old Dominion	80 62	56	A	Western Ky.	52 81								
93	H	Charlotte	61 64	144	A	Southern Ill.	61 55								

Non-Div I Games: Brescia 92 40 West Va. Tech 83 39

Marshall

Loss, Non-Conf, S Site, H Home A Away N Neutral

Average RPI Win:	140	WON-LOST	WINNING	LAST 10	STRENGTH OF	OPP. STRENGTH	TEAM	ADJ.	CONF.	ADJ CONF.
Average RPI Loss:	5	RECORD	PCT. RANK	GAMES	SCHEDULE	OF SCHEDULE	RPI	RPI	RPI	RPI
DIV. I ONLY	21- 2	7	3- 0	66	33	11	11	4	4	
DIV. I NON-CONF.	11- 1	16	0- 0	153	136	36	36	4	4	
TOTALS	RPI 1-25	RPI 26-50	W-L RECORDS	RPI 51-100	RPI 101-150	RPI 150+				
21- 2	1- 2	4- 0	OVERALL	4- 0	2- 0	10- 0				
11- 1	1- 1	2- 0	HOME	2- 0	0- 0	6- 0				
7- 0	0- 0	2- 0	AWAY	1- 0	1- 0	3- 0				
3- 1	0- 1	0- 0	NEUTRAL	1- 0	1- 0	1- 0				
11- 1	0- 1	1- 0	NON-CONFERENCE	1- 0	1- 0	8- 0				
7- 0	0- 0	1- 0	HOME	0- 0	0- 0	6- 0				
1- 0	0- 0	0- 0	AWAY	0- 0	0- 0	1- 0				
3- 1	0- 1	0- 0	NEUTRAL	1- 0	1- 0	1- 0				
10- 1	1- 1	3- 0	CONFERENCE	3- 0	1- 0	2- 0				
4- 1	1- 1	1- 0	HOME	2- 0	0- 0	0- 0				
6- 0	0- 0	2- 0	AWAY	1- 0	1- 0	2- 0				
0- 0	0- 0	0- 0	NEUTRAL	0- 0	0- 0	0- 0				

RPI 1-25				RPI 26-50				RPI 51-100				RPI 101+			
RPI	S	Opponent	Score	RPI	S	Opponent	Score	RPI	S	Opponent	Score	RPI	S	Opponent	Score
3	N	UConn	73 83	30	H	Syracuse	82 64	57	N	South Dakota St.	62 55	137	A	Penn St.	89 53
6	H	Ohio St.	71 80	37	A	Purdue	87 67	66	H	Nebraska	89 50	148	N	Pittsburgh	70 49
18	H	Michigan St.	85 76	43	A	Iowa	76 56	72	A	Michigan	74 67	152	A	Illinois	79 63
				46	H	Indiana	86 63	79	H	Northwestern	80 62	156	N	Old Dominion	95 49
												158	A	Wisconsin	90 65
												162	H	Detroit	97 41
												195	H	Southern U.	94 61
												229	H	High Point	105 50
												257	H	Loyola Maryland	97 47
												276	H	Central Conn. St.	86 43
												298	A	UMES	106 30
												321	H	UMass Lowell	102 53
LAST 12 Division I GAMES:															
				18	H	Michigan St.	85 76	72	A	Michigan	74 67				
				37	A	Purdue	87 67	43	A	Iowa	76 56				
				46	H	Indiana	86 63	66	H	Nebraska	89 50				
				137	A	Penn St.	89 53	6	H	Ohio St.	71 80				
				158	A	Wisconsin	90 65	152	A	Illinois	79 63				
				79	H	Northwestern	80 62	3	N	UConn	73 83				

Non-Div I Games:

Maryland

■ Loss,
■ Non-Conf, S Site,
■ Home
■ Away
N Neutral

Massachusetts

Through Games Of Feb. 6, 2016

Average RPI Win:	238	WON-LOST	WINNING	LAST 10	STRENGTH OF	OPP. STRENGTH	TEAM	ADJ.	CONF.	ADJ CONF.
Average RPI Loss:	119	RECORD	PCT. RANK	GAMES	SCHEDULE	OF SCHEDULE	RPI	RPI	RPI	RPI
DIV. I ONLY	6- 16	284	0- 4	115	129	237	237	7	7	
DIV. I NON-CONF.	6- 6	160	0- 1	257	204	199	199	8	8	
TOTALS	RPI 1-25	RPI 26-50	W-L RECORDS	RPI 51-100	RPI 101-150	RPI 150+				
6- 16	0- 0	0- 4	OVERALL	1- 4	0- 2	5- 6				
4- 6	0- 0	0- 0	HOME	1- 2	0- 1	3- 3				
2- 9	0- 0	0- 4	AWAY	0- 1	0- 1	2- 3				
0- 1	0- 0	0- 0	NEUTRAL	0- 1	0- 0	0- 0				
6- 6	0- 0	0- 1	NON-CONFERENCE	1- 1	0- 2	5- 2				
4- 1	0- 0	0- 0	HOME	1- 0	0- 1	3- 0				
2- 4	0- 0	0- 1	AWAY	0- 0	0- 1	2- 2				
0- 1	0- 0	0- 0	NEUTRAL	0- 1	0- 0	0- 0				
0- 10	0- 0	0- 3	CONFERENCE	0- 3	0- 0	0- 4				
0- 5	0- 0	0- 0	HOME	0- 2	0- 0	0- 3				
0- 5	0- 0	0- 3	AWAY	0- 1	0- 0	0- 1				
0- 0	0- 0	0- 0	NEUTRAL	0- 0	0- 0	0- 0				

RPI S	Opponent	Score	RPI S	Opponent	Score	RPI S	Opponent	Score	RPI S	Opponent	Score	Team's RPI: 237
27	A Duquesne	64 73	54	N Ball St.	54 81	132	H Buffalo	48 56				
32	A St. Bonaventure	41 66	77	H Hofstra	57 56	140	A Harvard	65 67				
36	A George Washington	50 67	83	A Saint Louis	49 69	151	H Fordham	55 60				
39	A Duke	46 70	87	H Saint Joseph's	58 62	174	A Colorado	63 90				
			96	H VCU	66 74	183	A George Mason	59 64				
						191	H Rhode Island	79 80				
						203	A Bryant	86 69				
						206	H Richmond	68 74				
						211	H Hartford	63 57				
						270	A Holy Cross	74 60				
						276	A Central Conn. St.	68 78				
						321	H UMass Lowell	84 58				
						347	H Boston U.	73 56				
LAST 12 Division I GAMES:												
54	N Ball St.	54 81	206	H Richmond	68 74							
151	H Fordham	55 60	83	A Saint Louis	49 69							
27	A Duquesne	64 73	32	A St. Bonaventure	41 66							
183	A George Mason	59 64	87	H Saint Joseph's	58 62							
191	H Rhode Island	79 80	96	H VCU	66 74							
36	A George Washington	50 67	321	H UMass Lowell	84 58							

Non-Div I Games:

Massachusetts

Loss, Non-Conf, S Site, H Home A Away N Neutral

Average RPI Win: 258	WON-LOST	WINNING	LAST 10	STRENGTH OF	OPP. STRENGTH	TEAM	ADJ.	CONF.	ADJ CONF.
Average RPI Loss: 151	RECORD	PCT. RANK	GAMES	SCHEDULE	OF SCHEDULE	RPI	RPI	RPI	RPI
DIV. I ONLY	12- 8	115	2- 1	300	198	172	172	27	27
DIV. I NON-CONF.	5- 4	138	1- 0	155	68	95	95	26	26
TOTALS	RPI 1-25	RPI 26-50	W-L RECORDS	RPI 51-100	RPI 101-150	RPI 150+			
12- 8	0- 1	0- 0	OVERALL	0- 3	0- 1	12- 3			
7- 1	0- 0	0- 0	HOME	0- 0	0- 0	7- 1			
4- 7	0- 1	0- 0	AWAY	0- 3	0- 1	4- 2			
1- 0	0- 0	0- 0	NEUTRAL	0- 0	0- 0	1- 0			
5- 4	0- 1	0- 0	NON-CONFERENCE	0- 2	0- 1	5- 0			
2- 0	0- 0	0- 0	HOME	0- 0	0- 0	2- 0			
2- 4	0- 1	0- 0	AWAY	0- 2	0- 1	2- 0			
1- 0	0- 0	0- 0	NEUTRAL	0- 0	0- 0	1- 0			
7- 4	0- 0	0- 0	CONFERENCE	0- 1	0- 0	7- 3			
5- 1	0- 0	0- 0	HOME	0- 0	0- 0	5- 1			
2- 3	0- 0	0- 0	AWAY	0- 1	0- 0	2- 2			
0- 0	0- 0	0- 0	NEUTRAL	0- 0	0- 0	0- 0			

RPI 1-25				RPI 26-50				RPI 51-100				RPI 101+ Team's RPI: 172			
RPI	S	Opponent	Score	RPI	S	Opponent	Score	RPI	S	Opponent	Score	RPI	S	Opponent	Score
4	A	Baylor	46 105					58	A	Chattanooga	53 68	134	A	Ole Miss	56 96
								62	A	Abilene Christian	62 79	157	A	Texas-Arlington	63 57
								82	A	Tulane	55 74	169	A	Louisiana Tech	74 71
												173	H	Northwestern St.	78 74
												233	A	Stephen F. Austin	55 80
												242	A	Houston Baptist	71 64
												245	H	Rice	61 53
												258	H	Sam Houston St.	82 79
												266	N	Dartmouth	78 56
												278	H	La.-Monroe	72 62
												308	H	Southeastern La.	96 79
												312	A	Nicholls St.	81 85
												320	H	Incarinate Word	55 68
												326	H	A&M-Corpus Christi	72 51
												336	A	New Orleans	77 74
												336	H	New Orleans	92 63
LAST 12 Division I GAMES:															
157	A	Texas-Arlington	63 57	320	H	Incarinate Word	55 68								
312	A	Nicholls St.	81 85	258	H	Sam Houston St.	82 79								
336	H	New Orleans	92 63	62	A	Abilene Christian	62 79								
336	A	New Orleans	77 74	326	H	A&M-Corpus Christi	72 51								
308	H	Southeastern La.	96 79	242	A	Houston Baptist	71 64								
173	H	Northwestern St.	78 74	233	A	Stephen F. Austin	55 80								

Non-Div I Games: Loyola (LA) 70 69 Louisiana Col. 73 59 Southern-N.O. 97 61

McNeese St.

Loss, Non-Conf, S Site, H Home A Away N Neutral

Memphis

Through Games Of Feb. 6, 2016

Average RPI Win:	179	WON-LOST	WINNING	LAST 10	STRENGTH OF	OPP. STRENGTH	TEAM	ADJ.	CONF.	ADJ CONF.
Average RPI Loss:	99	RECORD	PCT. RANK	GAMES	SCHEDULE	OF SCHEDULE	RPI	RPI	RPI	RPI
DIV. I ONLY	13- 10	140	6- 4	114	77	122	122	8	8	
DIV. I NON-CONF.	6- 5	146	0- 0	143	112	151	151	7	7	
TOTALS	RPI 1-25	RPI 26-50	W-L RECORDS	RPI 51-100	RPI 101-150	RPI 150+				
13- 10	0- 2	1- 1	OVERALL	3- 3	1- 0	8- 4				
10- 4	0- 1	1- 1	HOME	2- 1	1- 0	6- 1				
3- 6	0- 1	0- 0	AWAY	1- 2	0- 0	2- 3				
0- 0	0- 0	0- 0	NEUTRAL	0- 0	0- 0	0- 0				
6- 5	0- 0	0- 1	NON-CONFERENCE	2- 2	1- 0	3- 2				
5- 2	0- 0	0- 1	HOME	1- 1	1- 0	3- 0				
1- 3	0- 0	0- 0	AWAY	1- 1	0- 0	0- 2				
0- 0	0- 0	0- 0	NEUTRAL	0- 0	0- 0	0- 0				
7- 5	0- 2	1- 0	CONFERENCE	1- 1	0- 0	5- 2				
5- 2	0- 1	1- 0	HOME	1- 0	0- 0	3- 1				
2- 3	0- 1	0- 0	AWAY	0- 1	0- 0	2- 1				
0- 0	0- 0	0- 0	NEUTRAL	0- 0	0- 0	0- 0				

RPI	S	Opponent	Score	RPI	S	Opponent	Score	RPI	S	Opponent	Score	RPI	S	Opponent	Score	Team's RPI: 122
3	A	UConn	40 83	36	H	George Washington	62 68	59	A	Temple	58 82	144	H	Southern Ill.	61 58	
3	H	UConn	46 86	45	H	South Fla.	88 87	82	H	Tulane	83 67	152	H	Illinois	81 75	
								83	H	Saint Louis	57 63	160	A	SMU	49 58	
								84	A	Central Mich.	64 61	171	A	Little Rock	53 61	
								97	H	Georgetown	57 53	180	A	Tulsa	69 58	
								98	A	Minnesota	60 70	180	H	Tulsa	59 65	
												192	A	Kansas	63 72	
												212	A	Cincinnati	64 47	
												212	H	Cincinnati	54 51	
												243	H	Houston	74 57	
												261	H	UCF	75 59	
												277	H	Jacksonville St.	70 55	
												337	H	Eastern Ill.	80 49	
LAST 12 Division I GAMES:																
212	H	Cincinnati	54 51	3	H	UConn	46 86									
3	A	UConn	40 83	180	H	Tulsa	59 65									
261	H	UCF	75 59	212	A	Cincinnati	64 47									
180	A	Tulsa	69 58	243	H	Houston	74 57									
45	H	South Fla.	88 87	82	H	Tulane	83 67									
160	A	SMU	49 58	59	A	Temple	58 82									

Non-Div I Games:

Memphis

Loss, Non-Conf, S Site, H Home A Away N Neutral

Average RPI Win:	255	WON-LOST	WINNING	LAST 10	STRENGTH OF	OPP. STRENGTH	TEAM	ADJ.	CONF.	ADJ CONF.
Average RPI Loss:	85	RECORD	PCT. RANK	GAMES	SCHEDULE	OF SCHEDULE	RPI	RPI	RPI	RPI
DIV. I ONLY	16- 6	54	9- 1	276	200	130	130	17	17	
DIV. I NON-CONF.	8- 5	119	3- 0	226	252	156	156	16	16	
TOTALS	RPI 1-25	RPI 26-50	W-L RECORDS	RPI 51-100	RPI 101-150	RPI 150+				
16- 6	0- 2	0- 0	OVERALL	1- 2	1- 1	14- 1				
7- 3	0- 0	0- 0	HOME	1- 1	0- 1	6- 1				
8- 2	0- 2	0- 0	AWAY	0- 0	1- 0	7- 0				
1- 1	0- 0	0- 0	NEUTRAL	0- 1	0- 0	1- 0				
8- 5	0- 2	0- 0	NON-CONFERENCE	0- 2	0- 1	8- 0				
4- 2	0- 0	0- 0	HOME	0- 1	0- 1	4- 0				
3- 2	0- 2	0- 0	AWAY	0- 0	0- 0	3- 0				
1- 1	0- 0	0- 0	NEUTRAL	0- 1	0- 0	1- 0				
8- 1	0- 0	0- 0	CONFERENCE	1- 0	1- 0	6- 1				
3- 1	0- 0	0- 0	HOME	1- 0	0- 0	2- 1				
5- 0	0- 0	0- 0	AWAY	0- 0	1- 0	4- 0				
0- 0	0- 0	0- 0	NEUTRAL	0- 0	0- 0	0- 0				

RPI	S	Opponent	Score
12	A	Florida St.	36 79
24	A	Georgia	44 57

RPI	S	Opponent	Score

RPI	S	Opponent	Score
58	H	Chattanooga	67 44
83	H	Saint Louis	60 68
93	N	Charlotte	62 72

RPI	S	Opponent	Score	Team's RPI: 130
123	A	Samford	63 60	
144	H	Southern Ill.	52 55	
153	H	ETSU	53 55	
184	H	Col. of Charleston	66 58	
216	A	Furman	61 50	
271	H	Ga. Southern	62 50	
277	H	Jacksonville St.	46 39	
280	A	Tennessee Tech	63 47	
284	A	Kennesaw St.	72 61	
285	A	UNCG	86 78	
285	H	UNCG	81 47	
291	H	North Florida	68 54	
294	A	Western Caro.	92 88	
294	H	Western Caro.	63 42	
302	A	Florida A&M	54 50	
303	A	Wofford	70 61	
334	N	Howard	70 53	

LAST 12 Division I GAMES:

285	H	UNCG	81 47	123	A	Samford	63 60
294	H	Western Caro.	63 42	294	A	Western Caro.	92 88
216	A	Furman	61 50	285	A	UNCG	86 78
303	A	Wofford	70 61	302	A	Florida A&M	54 50
153	H	ETSU	53 55	291	H	North Florida	68 54
58	H	Chattanooga	67 44	184	H	Col. of Charleston	66 58

Non-Div I Games: Faulkner 86 33 Coastal Ga. 87 48

Mercer

Average RPI Win:	165	WON-LOST	WINNING	LAST 10	STRENGTH OF	OPP. STRENGTH	TEAM	ADJ.	CONF.	ADJ CONF.
Average RPI Loss:	33	RECORD	PCT. RANK	GAMES	SCHEDULE	OF SCHEDULE	RPI	RPI	RPI	RPI
DIV. I ONLY	19- 4	21	7- 3	107	55	42	42	5	5	
DIV. I NON-CONF.	12- 1	10	2- 0	201	106	45	45	5	5	
TOTALS	RPI 1-25	RPI 26-50	W-L RECORDS	RPI 51-100	RPI 101-150	RPI 150+				
19- 4	0- 2	2- 1	OVERALL	2- 1	6- 0	9- 0				
11- 2	0- 1	1- 1	HOME	0- 0	3- 0	7- 0				
7- 1	0- 0	0- 0	AWAY	2- 1	3- 0	2- 0				
1- 1	0- 1	1- 0	NEUTRAL	0- 0	0- 0	0- 0				
12- 1	0- 1	1- 0	NON-CONFERENCE	1- 0	2- 0	8- 0				
8- 0	0- 0	0- 0	HOME	0- 0	1- 0	7- 0				
3- 0	0- 0	0- 0	AWAY	1- 0	1- 0	1- 0				
1- 1	0- 1	1- 0	NEUTRAL	0- 0	0- 0	0- 0				
7- 3	0- 1	1- 1	CONFERENCE	1- 1	4- 0	1- 0				
3- 2	0- 1	1- 1	HOME	0- 0	2- 0	0- 0				
4- 1	0- 0	0- 0	AWAY	1- 1	2- 0	1- 0				
0- 0	0- 0	0- 0	NEUTRAL	0- 0	0- 0	0- 0				

RPI 1-25				RPI 26-50				Team's RPI: 42				RPI 51-100				RPI 101+			
RPI	S	Opponent	Score	RPI	S	Opponent	Score	RPI	S	Opponent	Score	RPI	S	Opponent	Score	RPI	S	Opponent	Score
4	N	Baylor	81 88	30	H	Syracuse	51 57	85	A	Virginia	56 76	101	A	Virginia Tech	57 45				
12	H	Florida St.	58 69	34	H	North Carolina St.	73 44	90	A	Boston College	67 62	102	H	Wright St.	80 67				
				46	N	Indiana	89 75	93	A	Charlotte	77 70	115	A	North Carolina	76 61				
												133	H	Wake Forest	71 60				
												142	A	Loyola Chicago	77 50				
												148	H	Pittsburgh	79 55				
												152	H	Illinois	73 64				
												156	A	Old Dominion	61 35				
												176	H	Milwaukee	77 38				
												240	H	Coppin St.	78 59				
												244	A	Clemson	83 49				
												252	H	Bethune-Cookman	55 47				
												283	H	La Salle	86 58				
												310	H	FIU	83 55				
												321	H	UMass Lowell	84 53				
LAST 12 Division I GAMES:																			
				90	A	Boston College	67 62	244	A	Clemson	83 49								
				30	H	Syracuse	51 57	148	H	Pittsburgh	79 55								
				101	A	Virginia Tech	57 45	85	A	Virginia	56 76								
				12	H	Florida St.	58 69	34	H	North Carolina St.	73 44								
				115	A	North Carolina	76 61	310	H	FIU	83 55								
				133	H	Wake Forest	71 60	46	N	Indiana	89 75								

Non-Div I Games:

Miami (FL)

■ Loss,
■ Non-Conf, S Site,
■ Home
■ Away
N Neutral

Average RPI Win:	260	WON-LOST	WINNING	LAST 10	STRENGTH OF	OPP. STRENGTH	TEAM	ADJ.	CONF.	ADJ CONF.
Average RPI Loss:	123	RECORD	PCT. RANK	GAMES	SCHEDULE	OF SCHEDULE	RPI	RPI	RPI	RPI
DIV. I ONLY	9- 12	211	3- 7	247	154	251	251	11	11	
DIV. I NON-CONF.	6- 5	146	1- 1	303	197	233	233	13	13	
TOTALS	RPI 1-25	RPI 26-50	W-L RECORDS	RPI 51-100	RPI 101-150	RPI 150+				
9- 12	0- 0	0- 0	OVERALL	0- 5	1- 4	8- 3				
7- 5	0- 0	0- 0	HOME	0- 1	1- 2	6- 2				
1- 7	0- 0	0- 0	AWAY	0- 4	0- 2	1- 1				
1- 0	0- 0	0- 0	NEUTRAL	0- 0	0- 0	1- 0				
6- 5	0- 0	0- 0	NON-CONFERENCE	0- 2	0- 1	6- 2				
4- 2	0- 0	0- 0	HOME	0- 0	0- 1	4- 1				
1- 3	0- 0	0- 0	AWAY	0- 2	0- 0	1- 1				
1- 0	0- 0	0- 0	NEUTRAL	0- 0	0- 0	1- 0				
3- 7	0- 0	0- 0	CONFERENCE	0- 3	1- 3	2- 1				
3- 3	0- 0	0- 0	HOME	0- 1	1- 1	2- 1				
0- 4	0- 0	0- 0	AWAY	0- 2	0- 2	0- 0				
0- 0	0- 0	0- 0	NEUTRAL	0- 0	0- 0	0- 0				

RPI 1-25				RPI 26-50				RPI 51-100				RPI 101+				Team's RPI: 251	
RPI	S	Opponent	Score	RPI	S	Opponent	Score	RPI	S	Opponent	Score	RPI	S	Opponent	Score		
								54	A	Ball St.	41	66	105	A	Akron	65	77
								72	A	Michigan	55	97	108	H	Toledo	50	55
								84	A	Central Mich.	54	77	125	A	Western Mich.	66	80
								84	H	Central Mich.	58	72	132	H	Buffalo	69	58
								89	A	UT Martin	47	74	149	H	Northern Ky.	57	71
													164	A	Fla. Atlantic	65	68
													207	H	Oakland	65	54
													208	H	Eastern Ky.	72	77
													209	A	Valparaiso	75	72
													231	H	Bowling Green	58	64
													256	H	Northern Ill.	66	60
													265	H	Austin Peay	75	60
													296	H	Morehead St.	59	57
													318	H	Evansville	91	85
													327	N	LIU Brooklyn	68	49
													331	H	Kent St.	55	52
LAST 12 Division I GAMES:																	
				105	A	Akron	65	77	108	H	Toledo	50	55				
				331	H	Kent St.	55	52	54	A	Ball St.	41	66				
				84	A	Central Mich.	54	77	256	H	Northern Ill.	66	60				
				132	H	Buffalo	69	58	231	H	Bowling Green	58	64				
				84	H	Central Mich.	58	72	164	A	Fla. Atlantic	65	68				
				125	A	Western Mich.	66	80	327	N	LIU Brooklyn	68	49				

Non-Div I Games:

Miami (OH)

■ Loss,
 ■ Non-Conf, S Site,
 ■ Home
 ■ Away
 N Neutral

Average RPI Win:	159	WON-LOST	WINNING	LAST 10	STRENGTH OF	OPP. STRENGTH	TEAM	ADJ.	CONF.	ADJ CONF.
Average RPI Loss:	40	RECORD	PCT. RANK	GAMES	SCHEDULE	OF SCHEDULE	RPI	RPI	RPI	RPI
DIV. I ONLY	12- 10	149	4- 6	14	72	72	72	4	4	
DIV. I NON-CONF.	8- 3	77	0- 1	88	196	75	75	4	4	
TOTALS	RPI 1-25	RPI 26-50	W-L RECORDS	RPI 51-100	RPI 101-150	RPI 150+				
12- 10	0- 4	1- 4	OVERALL	2- 1	3- 1	6- 0				
9- 5	0- 3	1- 1	HOME	1- 1	2- 0	5- 0				
3- 5	0- 1	0- 3	AWAY	1- 0	1- 1	1- 0				
0- 0	0- 0	0- 0	NEUTRAL	0- 0	0- 0	0- 0				
8- 3	0- 1	0- 1	NON-CONFERENCE	0- 0	2- 1	6- 0				
7- 1	0- 1	0- 0	HOME	0- 0	2- 0	5- 0				
1- 2	0- 0	0- 1	AWAY	0- 0	0- 1	1- 0				
0- 0	0- 0	0- 0	NEUTRAL	0- 0	0- 0	0- 0				
4- 7	0- 3	1- 3	CONFERENCE	2- 1	1- 0	0- 0				
2- 4	0- 2	1- 1	HOME	1- 1	0- 0	0- 0				
2- 3	0- 1	0- 2	AWAY	1- 0	1- 0	0- 0				
0- 0	0- 0	0- 0	NEUTRAL	0- 0	0- 0	0- 0				

RPI 1-25				RPI 26-50				RPI 51-100				RPI 101+			
RPI	S	Opponent	Score	RPI	S	Opponent	Score	RPI	S	Opponent	Score	RPI	S	Opponent	Score
6	H	Ohio St.	93 97	37	H	Purdue	63 65	66	H	Nebraska	81 93	110	A	Eastern Mich.	63 64
9	H	UCLA	77 86	43	A	Iowa	69 85	98	A	Minnesota	93 86	137	A	Penn St.	91 87
11	H	Maryland	67 74	43	H	Iowa	82 75	98	H	Minnesota	92 76	145	H	Xavier	92 54
18	A	Michigan St.	64 85	46	A	Indiana	69 77					148	H	Pittsburgh	82 45
				50	A	Princeton	57 74					161	H	Oral Roberts	61 44
												162	A	Detroit	88 61
												211	H	Hartford	83 47
												224	H	Binghamton	90 62
												235	H	USC Upstate	119 61
												251	H	Miami (OH)	97 55
LAST 12 Division I GAMES:															
18	A	Michigan St.	64 85	11	H	Maryland	67 74								
98	H	Minnesota	92 76	98	A	Minnesota	93 86								
43	A	Iowa	69 85	43	H	Iowa	82 75								
66	H	Nebraska	81 93	46	A	Indiana	69 77								
6	H	Ohio St.	93 97	37	H	Purdue	63 65								
137	A	Penn St.	91 87	110	A	Eastern Mich.	63 64								

Non-Div I Games:

Michigan

■ Loss,
 ■ Non-Conf,
 ■ S Site,
 ■ H Home
 ■ A Away
 N Neutral

Average RPI Win:	127	WON-LOST	WINNING	LAST 10	STRENGTH OF	OPP. STRENGTH	TEAM	ADJ.	CONF.	ADJ CONF.
Average RPI Loss:	16	RECORD	PCT. RANK	GAMES	SCHEDULE	OF SCHEDULE	RPI	RPI	RPI	RPI
DIV. I ONLY	17- 5	40	2- 1	50	10	18	18	4	4	
DIV. I NON-CONF.	9- 2	37	0- 0	71	43	29	29	4	4	
TOTALS	RPI 1-25	RPI 26-50	W-L RECORDS	RPI 51-100	RPI 101-150	RPI 150+				
17- 5	1- 4	3- 1	OVERALL	2- 0	3- 0	8- 0				
11- 1	1- 1	3- 0	HOME	2- 0	2- 0	3- 0				
5- 3	0- 2	0- 1	AWAY	0- 0	1- 0	4- 0				
1- 1	0- 1	0- 0	NEUTRAL	0- 0	0- 0	1- 0				
9- 2	1- 2	0- 0	NON-CONFERENCE	0- 0	2- 0	6- 0				
5- 1	1- 1	0- 0	HOME	0- 0	2- 0	2- 0				
3- 0	0- 0	0- 0	AWAY	0- 0	0- 0	3- 0				
1- 1	0- 1	0- 0	NEUTRAL	0- 0	0- 0	1- 0				
8- 3	0- 2	3- 1	CONFERENCE	2- 0	1- 0	2- 0				
6- 0	0- 0	3- 0	HOME	2- 0	0- 0	1- 0				
2- 3	0- 2	0- 1	AWAY	0- 0	1- 0	1- 0				
0- 0	0- 0	0- 0	NEUTRAL	0- 0	0- 0	0- 0				

RPI 1-25				Team's RPI: 18		RPI 26-50				RPI 51-100				RPI 101+			
RPI	S	Opponent	Score	RPI	S	Opponent	Score	RPI	S	Opponent	Score	RPI	S	Opponent	Score		
4	N	Baylor	76 84	37	H	Purdue	68 56	72	H	Michigan	85 64	125	H	Western Mich.	78 40		
6	A	Ohio St.	80 85	43	H	Iowa	80 73	79	H	Northwestern	74 51	137	A	Penn St.	71 55		
11	A	Maryland	76 85	44	H	Rutgers	59 48					142	H	Loyola Chicago	76 47		
15	H	Louisville	78 85	46	A	Indiana	65 81					158	A	Wisconsin	77 54		
24	H	Georgia	66 45									158	H	Wisconsin	77 67		

Average RPI Win:	189	WON-LOST	WINNING	LAST 10	STRENGTH OF	OPP. STRENGTH	TEAM	ADJ.	CONF.	ADJ CONF.
Average RPI Loss:	76	RECORD	PCT. RANK	GAMES	SCHEDULE	OF SCHEDULE	RPI	RPI	RPI	RPI
DIV. I ONLY	15- 7	81	8- 2	124	91	80	80	12	12	
DIV. I NON-CONF.	6- 5	146	0- 1	108	78	119	119	10	10	
TOTALS	RPI 1-25	RPI 26-50	W-L RECORDS	RPI 51-100	RPI 101-150	RPI 150+				
15- 7	0- 2	0- 1	OVERALL	3- 2	3- 1	9- 1				
7- 3	0- 1	0- 0	HOME	3- 1	2- 0	2- 1				
8- 3	0- 0	0- 1	AWAY	0- 0	1- 0	7- 0				
0- 1	0- 0	0- 0	NEUTRAL	0- 0	0- 1	0- 0				
6- 5	0- 1	0- 1	NON-CONFERENCE	1- 2	2- 1	3- 0				
3- 2	0- 1	0- 0	HOME	1- 1	1- 0	1- 0				
3- 2	0- 0	0- 1	AWAY	0- 1	1- 0	2- 0				
0- 1	0- 0	0- 0	NEUTRAL	0- 0	0- 1	0- 0				
9- 2	0- 1	0- 0	CONFERENCE	2- 0	1- 0	6- 1				
4- 1	0- 0	0- 0	HOME	2- 0	1- 0	1- 1				
5- 1	0- 1	0- 0	AWAY	0- 0	0- 0	5- 0				
0- 0	0- 0	0- 0	NEUTRAL	0- 0	0- 0	0- 0				

RPI 1-25				RPI 26-50				RPI 51-100				RPI 101+			
RPI	S	Opponent	Score	RPI	S	Opponent	Score	RPI	S	Opponent	Score	RPI	S	Opponent	Score
16	H	Kentucky	52 68	35	A	Ohio	49 72	56	H	Western Ky.	83 75	131	N	Alabama	46 64
25	A	UTEP	73 84					84	A	Central Mich.	59 81	134	H	Ole Miss	84 75
								85	H	Virginia	66 70	139	H	Marshall	65 54
								91	H	Missouri St.	70 54	145	A	Xavier	62 53
								93	H	Charlotte	72 67	156	H	Old Dominion	58 61
												163	H	UAB	68 40
												164	A	Fla. Atlantic	83 73
												201	A	North Texas	76 52
												228	A	UTSA	74 63
												245	A	Rice	61 60
												265	A	Austin Peay	86 55
												280	H	Tennessee Tech	69 53
												310	A	FIU	85 62
												315	A	Nevada	90 46
LAST 12 Division I GAMES:															
310	A	FIU	85 62	156	H	Old Dominion	58 61								
164	A	Fla. Atlantic	83 73	93	H	Charlotte	72 67								
56	H	Western Ky.	83 75	228	A	UTSA	74 63								
139	H	Marshall	65 54	25	A	UTEP	73 84								
245	A	Rice	61 60	163	H	UAB	68 40								
201	A	North Texas	76 52	35	A	Ohio	49 72								

Non-Div I Games:

Middle Tenn.

■ Loss,
 ■ Non-Conf, S Site,
 ■ Home
 ■ Away
 N Neutral

Average RPI Win:	254	WON-LOST	WINNING	LAST 10	STRENGTH OF	OPP. STRENGTH	TEAM	ADJ.	CONF.	ADJ CONF.
Average RPI Loss:	111	RECORD	PCT. RANK	GAMES	SCHEDULE	OF SCHEDULE	RPI	RPI	RPI	RPI
DIV. I ONLY	12- 9	129	7- 3	253	161	176	176	14	14	
DIV. I NON-CONF.	6- 5	146	2- 0	344	208	269	269	15	15	
TOTALS	RPI 1-25	RPI 26-50	W-L RECORDS	RPI 51-100	RPI 101-150	RPI 150+				
12- 9	0- 2	0- 1	OVERALL	0- 2	2- 1	10- 3				
6- 4	0- 1	0- 0	HOME	0- 1	0- 0	6- 2				
5- 5	0- 1	0- 1	AWAY	0- 1	2- 1	3- 1				
1- 0	0- 0	0- 0	NEUTRAL	0- 0	0- 0	1- 0				
6- 5	0- 0	0- 1	NON-CONFERENCE	0- 2	0- 0	6- 2				
3- 2	0- 0	0- 0	HOME	0- 1	0- 0	3- 1				
2- 3	0- 0	0- 1	AWAY	0- 1	0- 0	2- 1				
1- 0	0- 0	0- 0	NEUTRAL	0- 0	0- 0	1- 0				
6- 4	0- 2	0- 0	CONFERENCE	0- 0	2- 1	4- 1				
3- 2	0- 1	0- 0	HOME	0- 0	0- 0	3- 1				
3- 2	0- 1	0- 0	AWAY	0- 0	2- 1	1- 0				
0- 0	0- 0	0- 0	NEUTRAL	0- 0	0- 0	0- 0				

RPI 1-25				RPI 26-50				RPI 51-100				RPI 101+ Team's RPI: 176			
RPI	S	Opponent	Score	RPI	S	Opponent	Score	RPI	S	Opponent	Score	RPI	S	Opponent	Score
22	A	Green Bay	46 69	42	A	Miami (FL)	38 77	79	A	Northwestern	44 69	102	A	Wright St.	82 60
22	H	Green Bay	42 63					81	H	Marquette	81 101	124	A	Youngstown St.	67 69
												149	A	Northern Ky.	86 60
												162	H	Detroit	79 89
												164	A	Fla. Atlantic	67 71
												207	H	Oakland	77 64
												209	H	Valparaiso	82 60
												219	H	Ill.-Chicago	54 53
												256	H	Northern Ill.	73 58
												283	N	La Salle	69 53
												300	H	Denver	49 56
												301	A	Cleveland St.	62 46
												309	H	UMKC	70 48
												333	H	IPFW	73 60
												337	A	Eastern Ill.	82 71
												339	A	Chicago St.	55 48
LAST 12 Division I GAMES:															
22	A	Green Bay	46 69	219	H	Ill.-Chicago	54 53	301	A	Cleveland St.	62 46				
207	H	Oakland	77 64	124	A	Youngstown St.	67 69	339	A	Chicago St.	55 48				
162	H	Detroit	79 89	22	H	Green Bay	42 63	333	H	IPFW	73 60				
149	A	Northern Ky.	86 60												
102	A	Wright St.	82 60												
209	H	Valparaiso	82 60												

Non-Div I Games:

Milwaukee

■ Loss,
 ■ Non-Conf, S Site,
 ■ Home
 ■ Away
 N Neutral

Average RPI Win:	170	WON-LOST	WINNING	LAST 10	STRENGTH OF	OPP. STRENGTH	TEAM	ADJ.	CONF.	ADJ CONF.
Average RPI Loss:	74	RECORD	PCT. RANK	GAMES	SCHEDULE	OF SCHEDULE	RPI	RPI	RPI	RPI
DIV. I ONLY	15- 7	81	7- 3	187	23	98	98	4	4	
DIV. I NON-CONF.	8- 3	77	1- 0	250	185	141	141	4	4	
TOTALS	RPI 1-25	RPI 26-50	W-L RECORDS	RPI 51-100	RPI 101-150	RPI 150+				
15- 7	0- 0	2- 3	OVERALL	2- 3	3- 0	8- 1				
11- 2	0- 0	2- 0	HOME	2- 1	3- 0	4- 1				
3- 4	0- 0	0- 3	AWAY	0- 1	0- 0	3- 0				
1- 1	0- 0	0- 0	NEUTRAL	0- 1	0- 0	1- 0				
8- 3	0- 0	0- 1	NON-CONFERENCE	1- 1	2- 0	5- 1				
6- 1	0- 0	0- 0	HOME	1- 0	2- 0	3- 1				
1- 1	0- 0	0- 1	AWAY	0- 0	0- 0	1- 0				
1- 1	0- 0	0- 0	NEUTRAL	0- 1	0- 0	1- 0				
7- 4	0- 0	2- 2	CONFERENCE	1- 2	1- 0	3- 0				
5- 1	0- 0	2- 0	HOME	1- 1	1- 0	1- 0				
2- 3	0- 0	0- 2	AWAY	0- 1	0- 0	2- 0				
0- 0	0- 0	0- 0	NEUTRAL	0- 0	0- 0	0- 0				

RPI S	Opponent	Score	RPI S	Opponent	Score	RPI S	Opponent	Score	RPI S	Opponent	Score
			37 A	Purdue	72 84	61 N	Auburn	79 81	122 H	Memphis	70 60
			39 A	Duke	64 84	72 A	Michigan	76 92	126 H	North Dakota	57 47
			44 A	Rutgers	55 66	72 H	Michigan	86 93	137 H	Penn St.	98 85
			44 H	Rutgers	85 72	79 H	Northwestern	95 92	152 A	Illinois	106 75
			46 H	Indiana	78 76	86 H	Maine	91 64	152 H	Illinois	82 77
									158 A	Wisconsin	84 77
									177 N	Stetson	72 69
									193 H	New Mexico	53 72
									293 H	Towson	105 86
									303 H	Wofford	98 54
									331 A	Kent St.	85 73
									340 H	NJIT	83 50
LAST 12 Division I GAMES:											
			44 H	Rutgers	85 72	37 A	Purdue	72 84			
			72 A	Michigan	76 92	72 H	Michigan	86 93			
			152 H	Illinois	82 77	152 A	Illinois	106 75			
			158 A	Wisconsin	84 77	137 H	Penn St.	98 85			
			79 H	Northwestern	95 92	44 A	Rutgers	55 66			
			46 H	Indiana	78 76	340 H	NJIT	83 50			

Non-Div I Games:

Minnesota

Average RPI Win:	160	WON-LOST	WINNING	LAST 10	STRENGTH OF	OPP. STRENGTH	TEAM	ADJ.	CONF.	ADJ CONF.
Average RPI Loss:	17	RECORD	PCT. RANK	GAMES	SCHEDULE	OF SCHEDULE	RPI	RPI	RPI	RPI
DIV. I ONLY	20- 4	18	7- 3	84	67	29	29	2	2	
DIV. I NON-CONF.	13- 1	9	2- 0	218	232	47	47	2	2	
TOTALS	RPI 1-25	RPI 26-50	W-L RECORDS	RPI 51-100	RPI 101-150	RPI 150+				
20- 4	2- 3	1- 1	OVERALL	2- 0	7- 0	8- 0				
12- 1	1- 1	0- 0	HOME	1- 0	4- 0	6- 0				
4- 3	1- 2	0- 1	AWAY	0- 0	2- 0	1- 0				
4- 0	0- 0	1- 0	NEUTRAL	1- 0	1- 0	1- 0				
13- 1	0- 1	1- 0	NON-CONFERENCE	1- 0	3- 0	8- 0				
8- 0	0- 0	0- 0	HOME	0- 0	2- 0	6- 0				
1- 1	0- 1	0- 0	AWAY	0- 0	0- 0	1- 0				
4- 0	0- 0	1- 0	NEUTRAL	1- 0	1- 0	1- 0				
7- 3	2- 2	0- 1	CONFERENCE	1- 0	4- 0	0- 0				
4- 1	1- 1	0- 0	HOME	1- 0	2- 0	0- 0				
3- 2	1- 1	0- 1	AWAY	0- 0	2- 0	0- 0				
0- 0	0- 0	0- 0	NEUTRAL	0- 0	0- 0	0- 0				

RPI 1-25				RPI 26-50				Team's RPI: 29	RPI 51-100				RPI 101+			
RPI	S	Opponent	Score	RPI	S	Opponent	Score		RPI	S	Opponent	Score	RPI	S	Opponent	Score
2	H	South Carolina	51 57	33	A	Missouri	54 66		61	H	Auburn	60 45	116	A	LSU	71 52
8	A	Texas	47 53	45	N	South Fla.	68 58		74	N	FGCU	65 60	123	H	Samford	68 47
13	H	Tennessee	65 63										125	N	Western Mich.	90 68
21	A	Florida	76 70										134	H	Ole Miss	79 51
24	A	Georgia	43 47										136	A	Arkansas	65 55
													136	H	Arkansas	80 55
													141	H	Southern Miss.	78 65
													160	N	SMU	72 70
													169	A	Louisiana Tech	93 63
													202	H	Grambling	107 43
													246	H	Tennessee St.	82 54
													304	H	Savannah St.	92 25
													308	H	Southeastern La.	81 41
													346	H	Mississippi Val.	109 37
													348	H	Norfolk St.	92 34
LAST 12 Division I GAMES:																
116	A	LSU	71 52	33	A	Missouri	54 66		136	H	Arkansas	80 55				
136	A	Arkansas	65 55	61	H	Auburn	60 45		21	A	Florida	76 70				
13	H	Tennessee	65 63	45	N	South Fla.	68 58		45	N	South Fla.	68 58				
2	H	South Carolina	51 57	308	H	Southeastern La.	81 41									
24	A	Georgia	43 47													
134	H	Ole Miss	79 51													

Non-Div I Games:

Mississippi St.

■ Loss,
■ Non-Conf, S Site,
■ Home
■ Away
N Neutral

Average RPI Win:	330	WON-LOST	WINNING	LAST 10	STRENGTH OF	OPP. STRENGTH	TEAM	ADJ.	CONF.	ADJ CONF.
Average RPI Loss:	211	RECORD	PCT. RANK	GAMES	SCHEDULE	OF SCHEDULE	RPI	RPI	RPI	RPI
DIV. I ONLY	1- 17	347	1- 9	296	315	346	346	32	32	
DIV. I NON-CONF.	0- 8	338	0- 1	136	84	316	316	31	31	
TOTALS	RPI 1-25	RPI 26-50	W-L RECORDS	RPI 51-100	RPI 101-150	RPI 150+				
1- 17	0- 0	0- 1	OVERALL	0- 1	0- 4	1- 11				
1- 5	0- 0	0- 0	HOME	0- 0	0- 0	1- 5				
0- 11	0- 0	0- 1	AWAY	0- 1	0- 4	0- 5				
0- 1	0- 0	0- 0	NEUTRAL	0- 0	0- 0	0- 1				
0- 8	0- 0	0- 1	NON-CONFERENCE	0- 1	0- 4	0- 2				
0- 0	0- 0	0- 0	HOME	0- 0	0- 0	0- 0				
0- 7	0- 0	0- 1	AWAY	0- 1	0- 4	0- 1				
0- 1	0- 0	0- 0	NEUTRAL	0- 0	0- 0	0- 1				
1- 9	0- 0	0- 0	CONFERENCE	0- 0	0- 0	1- 9				
1- 5	0- 0	0- 0	HOME	0- 0	0- 0	1- 5				
0- 4	0- 0	0- 0	AWAY	0- 0	0- 0	0- 4				
0- 0	0- 0	0- 0	NEUTRAL	0- 0	0- 0	0- 0				

RPI 1-25				RPI 26-50				RPI 51-100				RPI 101+				Team's RPI: 346	
RPI	S	Opponent	Score	RPI	S	Opponent	Score	RPI	S	Opponent	Score	RPI	S	Opponent	Score		
				29	A	Mississippi St.	37 109	51	A	Vanderbilt	39 89	131	A	Alabama	35 98		
												134	A	Ole Miss	61 97		
												136	A	Arkansas	46 86		
												141	A	Southern Miss.	55 71		
												163	A	UAB	33 80		
												195	H	Southern U.	36 99		
												202	H	Grambling	52 65		
												239	A	Texas Southern	38 76		
												273	A	Prairie View	57 80		
												288	A	Alabama St.	50 100		
												288	H	Alabama St.	51 79		
												312	N	Nicholls St.	54 63		
												325	H	Jackson St.	46 72		
												330	H	Ark.-Pine Bluff	62 60		
												332	H	Alcorn	66 81		
												345	A	Alabama A&M	68 79		
LAST 12 Division I GAMES:																	
				288	H	Alabama St.	51 79	332	H	Alcorn	66 81						
				202	H	Grambling	52 65	345	A	Alabama A&M	68 79						
				325	H	Jackson St.	46 72	288	A	Alabama St.	50 100						
				273	A	Prairie View	57 80	330	H	Ark.-Pine Bluff	62 60						
				239	A	Texas Southern	38 76	136	A	Arkansas	46 86						
				195	H	Southern U.	36 99	163	A	UAB	33 80						

Non-Div I Games: Philander Smith 64 53 Blue Mountain 72 67

Mississippi Val.

Loss, Non-Conf, S Site, H Home A Away N Neutral

Average RPI Win:	151	WON-LOST	WINNING	LAST 10	STRENGTH OF	OPP. STRENGTH	TEAM	ADJ.	CONF.	ADJ CONF.
Average RPI Loss:	39	RECORD	PCT. RANK	GAMES	SCHEDULE	OF SCHEDULE	RPI	RPI	RPI	RPI
DIV. I ONLY	18- 5	36	5- 5	67	31	33	33	2	2	
DIV. I NON-CONF.	13- 0	1	2- 0	228	143	27	27	2	2	
TOTALS	RPI 1-25	RPI 26-50	W-L RECORDS	RPI 51-100	RPI 101-150	RPI 150+				
18- 5	2- 4	2- 0	OVERALL	2- 0	3- 1	9- 0				
11- 2	1- 2	1- 0	HOME	1- 0	2- 0	6- 0				
6- 3	1- 1	1- 0	AWAY	1- 0	1- 0	2- 0				
1- 0	0- 0	0- 0	NEUTRAL	0- 0	0- 0	1- 0				
13- 0	0- 0	1- 0	NON-CONFERENCE	2- 0	1- 0	9- 0				
8- 0	0- 0	0- 0	HOME	1- 0	1- 0	6- 0				
4- 0	0- 0	1- 0	AWAY	1- 0	0- 0	2- 0				
1- 0	0- 0	0- 0	NEUTRAL	0- 0	0- 0	1- 0				
5- 5	2- 4	1- 0	CONFERENCE	0- 0	2- 1	0- 0				
3- 2	1- 2	1- 0	HOME	0- 0	1- 0	0- 0				
2- 3	1- 2	0- 0	AWAY	0- 0	1- 1	0- 0				
0- 0	0- 0	0- 0	NEUTRAL	0- 0	0- 0	0- 0				

RPI 1-25				RPI 26-50				RPI 51-100				RPI 101+			
RPI	S	Opponent	Score	RPI	S	Opponent	Score	RPI	S	Opponent	Score	RPI	S	Opponent	Score
2	A	South Carolina	58 83	29	H	Mississippi St.	66 54	91	A	Missouri St.	71 55	116	H	LSU	52 46
13	H	Tennessee	55 71	47	A	St. Mary's (CA)	95 78	93	H	Charlotte	88 71	133	H	Wake Forest	94 81
19	A	Texas A&M	77 81									134	A	Ole Miss	60 46
21	H	Florida	79 64									136	A	Arkansas	52 64
24	A	Georgia	54 48									155	H	SIUE	75 46
24	H	Georgia	50 65									174	A	Colorado	79 75
												187	N	Northeastern	69 56
												189	H	Texas St.	82 56
												200	H	Southeast Mo. St.	74 32
												241	H	Loyola Marymount	80 48
												272	H	Lamar	91 57
												287	A	Wichita St.	57 37
												330	H	Ark.-Pine Bluff	85 34
LAST 12 Division I GAMES:															
24	H	Georgia	50 65	29	H	Mississippi St.	66 54	2	A	South Carolina	58 83				
134	A	Ole Miss	60 46					24	A	Georgia	54 48				
116	H	LSU	52 46					13	H	Tennessee	55 71				
21	H	Florida	79 64					93	H	Charlotte	88 71				
19	A	Texas A&M	77 81					189	H	Texas St.	82 56				
136	A	Arkansas	52 64												

Non-Div I Games:

Missouri

Average RPI Win:	205	WON-LOST	WINNING	LAST 10	STRENGTH OF	OPP. STRENGTH	TEAM	ADJ.	CONF.	ADJ CONF.
Average RPI Loss:	64	RECORD	PCT. RANK	GAMES	SCHEDULE	OF SCHEDULE	RPI	RPI	RPI	RPI
DIV. I ONLY	14- 7	89	8- 2	127	115	91	91	21	21	
DIV. I NON-CONF.	6- 5	146	1- 1	29	33	78	78	17	17	
TOTALS	RPI 1-25	RPI 26-50	W-L RECORDS	RPI 51-100	RPI 101-150	RPI 150+				
14- 7	0- 2	0- 1	OVERALL	0- 2	5- 2	9- 0				
4- 4	0- 1	0- 1	HOME	0- 0	1- 2	3- 0				
9- 1	0- 0	0- 0	AWAY	0- 1	4- 0	5- 0				
1- 2	0- 1	0- 0	NEUTRAL	0- 1	0- 0	1- 0				
6- 5	0- 2	0- 1	NON-CONFERENCE	0- 2	2- 0	4- 0				
2- 2	0- 1	0- 1	HOME	0- 0	0- 0	2- 0				
3- 1	0- 0	0- 0	AWAY	0- 1	2- 0	1- 0				
1- 2	0- 1	0- 0	NEUTRAL	0- 1	0- 0	1- 0				
8- 2	0- 0	0- 0	CONFERENCE	0- 0	3- 2	5- 0				
2- 2	0- 0	0- 0	HOME	0- 0	1- 2	1- 0				
6- 0	0- 0	0- 0	AWAY	0- 0	2- 0	4- 0				
0- 0	0- 0	0- 0	NEUTRAL	0- 0	0- 0	0- 0				

RPI 1-25				RPI 26-50				RPI 51-100 Team's RPI: 91				RPI 101+			
RPI	S	Opponent	Score	RPI	S	Opponent	Score	RPI	S	Opponent	Score	RPI	S	Opponent	Score
5	N	Stanford	65 82	33	H	Missouri	55 71	80	A	Middle Tenn.	54 70	106	H	Drake	75 82
17	H	Oklahoma St.	55 74					86	N	Maine	65 69	118	A	UNI	78 75
												118	H	UNI	60 65
												134	A	Ole Miss	91 78
												136	A	Arkansas	69 54
												142	A	Loyola Chicago	73 62
												144	H	Southern Ill.	82 77
												161	H	Oral Roberts	72 64
												171	A	Little Rock	64 58
												175	N	Marist	77 45
												208	H	Eastern Ky.	87 63
												249	A	Indiana St.	59 51
												287	A	Wichita St.	77 57
												314	A	Bradley	55 44
												317	A	Illinois St.	73 51
												318	H	Evansville	77 70
LAST 12 Division I GAMES:															
118	A	UNI	78 75	118	H	UNI	60 65								
287	A	Wichita St.	77 57	106	H	Drake	75 82								
144	H	Southern Ill.	82 77	249	A	Indiana St.	59 51								
318	H	Evansville	77 70	317	A	Illinois St.	73 51								
142	A	Loyola Chicago	73 62	171	A	Little Rock	64 58								
314	A	Bradley	55 44	80	A	Middle Tenn.	54 70								

Non-Div I Games: MidAmerica Naz. 88 61

Missouri St.

Average RPI Win:	252	WON-LOST	WINNING	LAST 10	STRENGTH OF	OPP. STRENGTH	TEAM	ADJ.	CONF.	ADJ CONF.
Average RPI Loss:	193	RECORD	PCT. RANK	GAMES	SCHEDULE	OF SCHEDULE	RPI	RPI	RPI	RPI
DIV. I ONLY	7- 15	265	3- 7	275	301	292	292	23	23	
DIV. I NON-CONF.	2- 7	280	0- 1	322	330	338	338	24	24	
TOTALS	RPI 1-25	RPI 26-50	W-L RECORDS	RPI 51-100	RPI 101-150	RPI 150+				
7- 15	0- 0	0- 1	OVERALL	0- 0	1- 4	6- 10				
5- 6	0- 0	0- 0	HOME	0- 0	1- 2	4- 4				
2- 9	0- 0	0- 1	AWAY	0- 0	0- 2	2- 6				
0- 0	0- 0	0- 0	NEUTRAL	0- 0	0- 0	0- 0				
2- 7	0- 0	0- 1	NON-CONFERENCE	0- 0	0- 1	2- 5				
1- 3	0- 0	0- 0	HOME	0- 0	0- 1	1- 2				
1- 4	0- 0	0- 1	AWAY	0- 0	0- 0	1- 3				
0- 0	0- 0	0- 0	NEUTRAL	0- 0	0- 0	0- 0				
5- 8	0- 0	0- 0	CONFERENCE	0- 0	1- 3	4- 5				
4- 3	0- 0	0- 0	HOME	0- 0	1- 1	3- 2				
1- 5	0- 0	0- 0	AWAY	0- 0	0- 2	1- 3				
0- 0	0- 0	0- 0	NEUTRAL	0- 0	0- 0	0- 0				

RPI 1-25			RPI 26-50			RPI 51-100			RPI 101+ Team's RPI: 292		
RPI	S	Opponent	Score	RPI	S	Opponent	Score	RPI	S	Opponent	Score
				50	A	Princeton	70 81				
								109	A	Quinnipiac	58 85
								109	H	Quinnipiac	63 60
								110	H	Eastern Mich.	68 78
								119	A	Iona	56 68
								119	H	Iona	49 64
								175	A	Marist	55 78
								175	H	Marist	60 52
								196	H	Robert Morris	47 60
								204	A	Lehigh	88 95
								215	A	Siena	54 64
								215	H	Siena	63 69
								223	H	Fairfield	60 68
								234	A	Providence	59 71
								236	H	Manhattan	72 62
								283	H	La Salle	50 65
								289	H	Niagara	83 60
								297	A	Rider	87 75
								307	A	Fairleigh Dickinson	75 81
								311	A	Colgate	86 80
								329	A	Saint Peter's	62 67
								344	H	St. Francis Brooklyn	63 54
LAST 12 Division I GAMES:											
119	A	Iona	56 68	175	A	Marist	55 78				
236	H	Manhattan	72 62	215	A	Siena	54 64				
223	H	Fairfield	60 68	175	H	Marist	60 52				
109	A	Quinnipiac	58 85	329	A	Saint Peter's	62 67				
119	H	Iona	49 64	109	H	Quinnipiac	63 60				
297	A	Rider	87 75	283	H	La Salle	50 65				

Non-Div I Games:

Monmouth

■ Loss,
 ■ Non-Conf,
 ■ S Site,
 ■ H Home
 ■ A Away
 N Neutral

Montana

Through Games Of Feb. 6, 2016

Average RPI Win: 235	WON-LOST	WINNING	LAST 10	STRENGTH OF	OPP. STRENGTH	TEAM	ADJ.	CONF.	ADJ CONF.
Average RPI Loss: 175	RECORD	PCT. RANK	GAMES	SCHEDULE	OF SCHEDULE	RPI	RPI	RPI	RPI
DIV. I ONLY	12- 9	129	5- 5	310	187	221	221	20	20
DIV. I NON-CONF.	6- 4	125	1- 0	261	233	189	189	20	20
TOTALS	RPI 1-25	RPI 26-50	W-L RECORDS	RPI 51-100	RPI 101-150	RPI 150+			
12- 9	0- 0	0- 0	OVERALL	1- 1	1- 2	10- 6			
10- 2	0- 0	0- 0	HOME	0- 0	1- 1	9- 1			
1- 7	0- 0	0- 0	AWAY	0- 1	0- 1	1- 5			
1- 0	0- 0	0- 0	NEUTRAL	1- 0	0- 0	0- 0			
6- 4	0- 0	0- 0	NON-CONFERENCE	1- 1	1- 0	4- 3			
5- 1	0- 0	0- 0	HOME	0- 0	1- 0	4- 1			
0- 3	0- 0	0- 0	AWAY	0- 1	0- 0	0- 2			
1- 0	0- 0	0- 0	NEUTRAL	1- 0	0- 0	0- 0			
6- 5	0- 0	0- 0	CONFERENCE	0- 0	0- 2	6- 3			
5- 1	0- 0	0- 0	HOME	0- 0	0- 1	5- 0			
1- 4	0- 0	0- 0	AWAY	0- 0	0- 1	1- 3			
0- 0	0- 0	0- 0	NEUTRAL	0- 0	0- 0	0- 0			

RPI 1-25			RPI 26-50			RPI 51-100			RPI 101+			Team's RPI: 221
RPI	S	Opponent	Score	RPI	S	Opponent	Score	RPI	S	Opponent	Score	
						60 A Colorado St.	43 75	126 H North Dakota			59 61	
						75 N Drexel	58 50	135 A Idaho			61 78	
								138 H Pacific			64 54	
								159 A Montana St.			52 61	
								164 H Fla. Atlantic			83 69	
								166 H Northern Colo.			58 46	
								181 A Eastern Wash.			65 67	
								204 A Lehigh			53 80	
								210 A Sacramento St.			75 83	
								210 H Sacramento St.			90 83	
								218 H Utah St.			86 70	
								248 H Seattle			44 58	
								250 A Wyoming			61 68	
								255 H Northern Ariz.			81 58	
								279 H Portland			90 67	
								323 A Portland St.			79 58	
								323 H Portland St.			76 57	
								328 H Southern Utah			66 60	
								341 H Cal St. Fullerton			86 51	
LAST 12 Division I GAMES:												
323	H	Portland St.	76 57	166	H	Northern Colo.	58 46					
210	H	Sacramento St.	90 83	210	A	Sacramento St.	75 83					
159	A	Montana St.	52 61	323	A	Portland St.	79 58					
181	A	Eastern Wash.	65 67	328	H	Southern Utah	66 60					
135	A	Idaho	61 78	255	H	Northern Ariz.	81 58					
126	H	North Dakota	59 61	218	H	Utah St.	86 70					

Non-Div I Games: Mont. St.-Northern 80 32

Montana

Loss, Non-Conf, S Site, H Home A Away N Neutral

Average RPI Win:	253	WON-LOST	WINNING	LAST 10	STRENGTH OF	OPP. STRENGTH	TEAM	ADJ.	CONF.	ADJ CONF.
Average RPI Loss:	157	RECORD	PCT. RANK	GAMES	SCHEDULE	OF SCHEDULE	RPI	RPI	RPI	RPI
DIV. I ONLY	15- 5	47	9- 1	336	181	159	159	20	20	
DIV. I NON-CONF.	5- 4	138	0- 0	336	247	240	240	20	20	
TOTALS	RPI 1-25	RPI 26-50	W-L RECORDS	RPI 51-100	RPI 101-150	RPI 150+				
15- 5	0- 0	0- 0	OVERALL	0- 2	2- 0	13- 3				
9- 1	0- 0	0- 0	HOME	0- 1	1- 0	8- 0				
5- 4	0- 0	0- 0	AWAY	0- 1	1- 0	4- 3				
1- 0	0- 0	0- 0	NEUTRAL	0- 0	0- 0	1- 0				
5- 4	0- 0	0- 0	NON-CONFERENCE	0- 2	0- 0	5- 2				
2- 1	0- 0	0- 0	HOME	0- 1	0- 0	2- 0				
2- 3	0- 0	0- 0	AWAY	0- 1	0- 0	2- 2				
1- 0	0- 0	0- 0	NEUTRAL	0- 0	0- 0	1- 0				
10- 1	0- 0	0- 0	CONFERENCE	0- 0	2- 0	8- 1				
7- 0	0- 0	0- 0	HOME	0- 0	1- 0	6- 0				
3- 1	0- 0	0- 0	AWAY	0- 0	1- 0	2- 1				
0- 0	0- 0	0- 0	NEUTRAL	0- 0	0- 0	0- 0				

RPI S	Opponent	Score	RPI S	Opponent	Score	RPI S	Opponent	Score	RPI S	Opponent	Score
						65	H San Diego	49 62	126	H North Dakota	69 61
						92	A Gonzaga	52 65	135	A Idaho	62 59
									166	H Northern Colo.	66 58
									181	A Eastern Wash.	69 81
									197	A Cal Poly	57 66
									210	A Sacramento St.	80 79
									210	H Sacramento St.	116 99
									221	H Montana	61 52
									248	A Seattle	80 51
									250	A Wyoming	69 75
									255	H Northern Ariz.	86 77
									279	H Portland	86 57
									315	A Nevada	66 53
									318	N Evansville	81 55
									323	A Portland St.	106 59
									323	H Portland St.	74 64
									328	H Southern Utah	86 59
									341	H Cal St. Fullerton	89 66
LAST 12 Division I GAMES:											
210	H	Sacramento St.	116	99	126	H	North Dakota	69	61		
323	H	Portland St.	74	64	323	A	Portland St.	106	59		
221	H	Montana	61	52	210	A	Sacramento St.	80	79		
135	A	Idaho	62	59	255	H	Northern Ariz.	86	77		
181	A	Eastern Wash.	69	81	328	H	Southern Utah	86	59		
166	H	Northern Colo.	66	58	250	A	Wyoming	69	75		

Non-Div I Games: Montana Western 74 36 Carroll (MT) 74 34

Montana St.

Loss, Non-Conf, S Site, H Home A Away N Neutral

Average RPI Win:	303	WON-LOST	WINNING	LAST 10	STRENGTH OF	OPP. STRENGTH	TEAM	ADJ.	CONF.	ADJ CONF.
Average RPI Loss:	187	RECORD	PCT. RANK	GAMES	SCHEDULE	OF SCHEDULE	RPI	RPI	RPI	RPI
DIV. I ONLY	7- 16	273	3- 7	309	284	296	296	24	24	
DIV. I NON-CONF.	4- 8	234	0- 1	285	307	272	272	23	23	
TOTALS	RPI 1-25	RPI 26-50	W-L RECORDS	RPI 51-100	RPI 101-150	RPI 150+				
7- 16	0- 1	0- 1	OVERALL	0- 1	0- 3	7- 10				
4- 5	0- 0	0- 0	HOME	0- 1	0- 1	4- 3				
3- 11	0- 0	0- 0	AWAY	0- 0	0- 0	3- 0				
0- 0	0- 0	0- 0	NEUTRAL	0- 0	0- 0	0- 0				
4- 8	0- 1	0- 1	NON-CONFERENCE	0- 0	0- 2	4- 4				
2- 2	0- 0	0- 0	HOME	0- 0	0- 1	2- 1				
2- 6	0- 1	0- 1	AWAY	0- 0	0- 1	2- 3				
0- 0	0- 0	0- 0	NEUTRAL	0- 0	0- 0	0- 0				
3- 8	0- 0	0- 0	CONFERENCE	0- 1	0- 1	3- 6				
2- 3	0- 0	0- 0	HOME	0- 1	0- 0	2- 2				
1- 5	0- 0	0- 0	AWAY	0- 0	0- 1	1- 4				
0- 0	0- 0	0- 0	NEUTRAL	0- 0	0- 0	0- 0				

RPI 1-25				RPI 26-50				RPI 51-100				RPI 101+ Team's RPI: 296			
RPI	S	Opponent	Score	RPI	S	Opponent	Score	RPI	S	Opponent	Score	RPI	S	Opponent	Score
16	A	Kentucky	57 112	38	A	West Virginia	56 94	89	H	UT Martin	67 85	112	A	Belmont	71 99
												139	H	Marshall	101 104
												144	A	Southern Ill.	69 102
												155	A	SIUE	81 90
												200	H	Southeast Mo. St.	79 89
												208	A	Eastern Ky.	93 100
												235	H	USC Upstate	72 86
												246	A	Tennessee St.	76 78
												251	A	Miami (OH)	57 59
												264	A	Georgia St.	99 90
												265	H	Austin Peay	75 96
												267	A	UC Santa Barbara	78 93
												277	H	Jacksonville St.	67 63
												280	H	Tennessee Tech	75 71
												284	H	Kennesaw St.	83 77
												290	A	Murray St.	79 83
												335	A	Lipscomb	92 77
												337	A	Eastern Ill.	85 77
												339	A	Chicago St.	71 75
												345	H	Alabama A&M	112 69
LAST 12 Division I GAMES:															
246	A	Tennessee St.	76 78	337	A	Eastern Ill.	85 77								
112	A	Belmont	71 99	155	A	SIUE	81 90								
208	A	Eastern Ky.	93 100	89	H	UT Martin	67 85								
280	H	Tennessee Tech	75 71	200	H	Southeast Mo. St.	79 89								
277	H	Jacksonville St.	67 63	290	A	Murray St.	79 83								
265	H	Austin Peay	75 96	267	A	UC Santa Barbara	78 93								

Non-Div I Games: Ky. Christian 121 91 Mt. St. Joseph 117 53

Morehead St.

■ Loss,
 ■ Non-Conf,
 ■ S Site,
 ■ Home
 ■ A Away
 N Neutral

Average RPI Win:	279	WON-LOST	WINNING	LAST 10	STRENGTH OF	OPP. STRENGTH	TEAM	ADJ.	CONF.	ADJ CONF.
Average RPI Loss:	151	RECORD	PCT. RANK	GAMES	SCHEDULE	OF SCHEDULE	RPI	RPI	RPI	RPI
DIV. I ONLY	8- 12	232	7- 3	180	319	230	230	30	30	
DIV. I NON-CONF.	1- 10	330	1- 4	18	303	249	249	30	30	
TOTALS	RPI 1-25	RPI 26-50	W-L RECORDS	RPI 51-100	RPI 101-150	RPI 150+				
8- 12	0- 0	0- 1	OVERALL	0- 2	1- 4	7- 5				
5- 3	0- 0	0- 0	HOME	0- 0	1- 1	4- 2				
3- 7	0- 0	0- 0	AWAY	0- 0	0- 0	3- 1				
0- 2	0- 0	0- 0	NEUTRAL	0- 1	0- 0	0- 1				
1- 10	0- 0	0- 1	NON-CONFERENCE	0- 2	1- 3	0- 4				
1- 2	0- 0	0- 0	HOME	0- 0	1- 0	0- 2				
0- 6	0- 0	0- 1	AWAY	0- 1	0- 3	0- 1				
0- 2	0- 0	0- 0	NEUTRAL	0- 1	0- 0	0- 1				
7- 2	0- 0	0- 0	CONFERENCE	0- 0	0- 1	7- 1				
4- 1	0- 0	0- 0	HOME	0- 0	0- 1	4- 0				
3- 1	0- 0	0- 0	AWAY	0- 0	0- 0	3- 1				
0- 0	0- 0	0- 0	NEUTRAL	0- 0	0- 0	0- 0				

RPI 1-25				RPI 26-50				RPI 51-100				RPI 101+				Team's RPI: 230	
RPI	S	Opponent	Score	RPI	S	Opponent	Score	RPI	S	Opponent	Score	RPI	S	Opponent	Score		
				30	A	Syracuse	61 90	55	A	James Madison	31 92	101	A	Virginia Tech	33 73		
								60	N	Colorado St.	36 54	103	H	Bucknell	64 50		
												117	A	Stony Brook	42 46		
												143	H	Hampton	51 65		
												147	A	Brown	45 72		
												188	H	UMBC	46 65		
												196	A	Robert Morris	44 76		
												215	N	Siena	46 69		
												240	H	Coppin St.	72 51		
												252	A	Bethune-Cookman	48 63		
												298	A	UMES	77 69		
												302	A	Florida A&M	67 62		
												304	A	Savannah St.	66 60		
												306	H	Delaware St.	56 49		
												309	H	UMKC	50 59		
												334	H	Howard	78 66		
												348	H	Norfolk St.	67 58		
LAST 12 Division I GAMES:																	
				304	A	Savannah St.	66 60	306	H	Delaware St.	56 49						
				240	H	Coppin St.	72 51	309	H	UMKC	50 59						
				334	H	Howard	78 66	103	H	Bucknell	64 50						
				252	A	Bethune-Cookman	48 63	117	A	Stony Brook	42 46						
				302	A	Florida A&M	67 62	188	H	UMBC	46 65						
				298	A	UMES	77 69	101	A	Virginia Tech	33 73						

Non-Div I Games: Washington Adventis74 36

Morgan St.

Average RPI Win:	312	WON-LOST	WINNING	LAST 10	STRENGTH OF	OPP. STRENGTH	TEAM	ADJ.	CONF.	ADJ CONF.
Average RPI Loss:	238	RECORD	PCT. RANK	GAMES	SCHEDULE	OF SCHEDULE	RPI	RPI	RPI	RPI
DIV. I ONLY	5- 17	298	3- 7	334	348	342	342	31	31	
DIV. I NON-CONF.	2- 9	296	0- 1	317	326	331	331	32	32	
TOTALS	RPI 1-25	RPI 26-50	W-L RECORDS	RPI 51-100	RPI 101-150	RPI 150+				
5- 17	0- 0	0- 0	OVERALL	0- 0	0- 3	5- 14				
3- 7	0- 0	0- 0	HOME	0- 0	0- 0	3- 7				
2- 10	0- 0	0- 0	AWAY	0- 0	0- 0	2- 3				
0- 0	0- 0	0- 0	NEUTRAL	0- 0	0- 0	0- 0				
2- 9	0- 0	0- 0	NON-CONFERENCE	0- 0	0- 3	2- 6				
0- 4	0- 0	0- 0	HOME	0- 0	0- 0	0- 4				
2- 5	0- 0	0- 0	AWAY	0- 0	0- 3	2- 2				
0- 0	0- 0	0- 0	NEUTRAL	0- 0	0- 0	0- 0				
3- 8	0- 0	0- 0	CONFERENCE	0- 0	0- 0	3- 8				
3- 3	0- 0	0- 0	HOME	0- 0	0- 0	3- 3				
0- 5	0- 0	0- 0	AWAY	0- 0	0- 0	0- 5				
0- 0	0- 0	0- 0	NEUTRAL	0- 0	0- 0	0- 0				

RPI 1-25			RPI 26-50			RPI 51-100			RPI 101+			Team's RPI: 342
RPI	S	Opponent	Score	RPI	S	Opponent	Score	RPI	S	Opponent	Score	
								101	A	Virginia Tech	42	59
								103	A	Bucknell	45	71
								148	A	Pittsburgh	57	74
								182	H	William & Mary	74	76
								196	A	Robert Morris	56	61
								196	H	Robert Morris	67	74
								203	H	Bryant	59	70
								240	A	Coppin St.	55	66
								257	H	Loyola Maryland	63	65
								263	A	Sacred Heart	58	61
								276	H	Central Conn. St.	54	48
								282	A	Campbell	53	62
								286	A	Saint Francis (PA)	57	87
								289	H	Niagara	51	53
								298	A	UMES	57	50
								306	A	Delaware St.	54	41
								307	A	Fairleigh Dickinson	53	66
								327	A	LIU Brooklyn	50	53
								327	H	LIU Brooklyn	51	61
								334	H	Howard	49	62
								338	H	Wagner	64	55
								344	H	St. Francis Brooklyn	66	56
LAST 12 Division I GAMES:												
327	A	LIU Brooklyn	50	53	286	A	Saint Francis (PA)	57	87			
196	H	Robert Morris	67	74	203	H	Bryant	59	70			
338	H	Wagner	64	55	276	H	Central Conn. St.	54	48			
263	A	Sacred Heart	58	61	344	H	St. Francis Brooklyn	66	56			
307	A	Fairleigh Dickinson	53	66	327	H	LIU Brooklyn	51	61			
196	A	Robert Morris	56	61	289	H	Niagara	51	53			

Non-Div I Games:

Mt. St. Mary's

■ Loss,
 ■ Non-Conf,
 ■ S Site,
 ■ H Home
 ■ A Away
 N Neutral

Average RPI Win:	307	WON-LOST	WINNING	LAST 10	STRENGTH OF	OPP. STRENGTH	TEAM	ADJ.	CONF.	ADJ CONF.
Average RPI Loss:	178	RECORD	PCT. RANK	GAMES	SCHEDULE	OF SCHEDULE	RPI	RPI	RPI	RPI
DIV. I ONLY	6- 14	275	3- 7	282	303	290	290	24	24	
DIV. I NON-CONF.	2- 7	280	0- 1	247	331	270	270	23	23	
TOTALS	RPI 1-25	RPI 26-50	W-L RECORDS	RPI 51-100	RPI 101-150	RPI 150+				
6- 14	0- 1	0- 0	OVERALL	0- 1	0- 4	6- 8				
4- 4	0- 0	0- 0	HOME	0- 0	0- 2	4- 2				
2- 10	0- 1	0- 0	AWAY	0- 1	0- 2	2- 6				
0- 0	0- 0	0- 0	NEUTRAL	0- 0	0- 0	0- 0				
2- 7	0- 1	0- 0	NON-CONFERENCE	0- 0	0- 3	2- 3				
0- 2	0- 0	0- 0	HOME	0- 0	0- 2	0- 0				
2- 5	0- 1	0- 0	AWAY	0- 0	0- 1	2- 3				
0- 0	0- 0	0- 0	NEUTRAL	0- 0	0- 0	0- 0				
4- 7	0- 0	0- 0	CONFERENCE	0- 1	0- 1	4- 5				
4- 2	0- 0	0- 0	HOME	0- 0	0- 0	4- 2				
0- 5	0- 0	0- 0	AWAY	0- 1	0- 1	0- 3				
0- 0	0- 0	0- 0	NEUTRAL	0- 0	0- 0	0- 0				

RPI 1-25				RPI 26-50				RPI 51-100				RPI 101+ Team's RPI: 290			
RPI	S	Opponent	Score	RPI	S	Opponent	Score	RPI	S	Opponent	Score	RPI	S	Opponent	Score
12	A	Florida St.	59 101					89	A	UT Martin	62 92	112	A	Belmont	61 87
												113	A	Central Ark.	40 50
												113	H	Central Ark.	51 61
												144	H	Southern Ill.	57 70
												155	H	SIUE	61 64
												170	A	Jacksonville	54 79
												200	A	Southeast Mo. St.	59 96
												208	A	Eastern Ky.	60 72
												246	A	Tennessee St.	58 69
												265	H	Austin Peay	75 72
												277	H	Jacksonville St.	71 74
												280	H	Tennessee Tech	56 50
												296	H	Morehead St.	83 79
												317	A	Illinois St.	76 81
												318	A	Evansville	73 54
												335	A	Lipscomb	85 93
												337	H	Eastern Ill.	66 56
												345	A	Alabama A&M	76 59
LAST 12 Division I GAMES:															
265	H	Austin Peay	75 72	246	A	Tennessee St.	58 69								
200	A	Southeast Mo. St.	59 96	112	A	Belmont	61 87								
89	A	UT Martin	62 92	277	H	Jacksonville St.	71 74								
337	H	Eastern Ill.	66 56	280	H	Tennessee Tech	56 50								
155	H	SIUE	61 64	296	H	Morehead St.	83 79								
208	A	Eastern Ky.	60 72	12	A	Florida St.	59 101								

Non-Div I Games: Blue Mountain 89 64 Oakland City 91 75

Murray St.

Loss, Non-Conf, S Site, H Home A Away N Neutral

Average RPI Win:	321	WON-LOST	WINNING	LAST 10	STRENGTH OF	OPP. STRENGTH	TEAM	ADJ.	CONF.	ADJ CONF.
Average RPI Loss:	171	RECORD	PCT. RANK	GAMES	SCHEDULE	OF SCHEDULE	RPI	RPI	RPI	RPI
DIV. I ONLY	9- 10	191	6- 3	339	283	275	275	30	30	
DIV. I NON-CONF.	2- 7	280	1- 2	179	184	264	264	30	30	
TOTALS	RPI 1-25	RPI 26-50	W-L RECORDS	RPI 51-100	RPI 101-150	RPI 150+				
9- 10	0- 1	0- 1	OVERALL	0- 2	0- 1	9- 5				
3- 4	0- 0	0- 0	HOME	0- 2	0- 1	3- 1				
4- 5	0- 1	0- 0	AWAY	0- 0	0- 0	4- 4				
2- 1	0- 0	0- 1	NEUTRAL	0- 0	0- 0	2- 0				
2- 7	0- 1	0- 1	NON-CONFERENCE	0- 2	0- 0	2- 3				
0- 2	0- 0	0- 0	HOME	0- 2	0- 0	0- 0				
0- 4	0- 1	0- 0	AWAY	0- 0	0- 0	0- 3				
2- 1	0- 0	0- 1	NEUTRAL	0- 0	0- 0	2- 0				
7- 3	0- 0	0- 0	CONFERENCE	0- 0	0- 1	7- 2				
3- 2	0- 0	0- 0	HOME	0- 0	0- 1	3- 1				
4- 1	0- 0	0- 0	AWAY	0- 0	0- 0	4- 1				
0- 0	0- 0	0- 0	NEUTRAL	0- 0	0- 0	0- 0				

RPI S	Opponent	Score	RPI S	Opponent	Score	RPI S	Opponent	Score	RPI S	Opponent	Score	Team's RPI: 275
6 A	Ohio St.	56 89	27 N	Duquesne	67 81	74 H	FGCU	36 60	143 H	Hampton	52 55	
						96 H	VCU	49 64	240 A	Coppin St.	59 65	
									259 A	Navy	48 52	
									282 A	Campbell	55 56	
									287 A	Wichita St.	53 55	
									298 H	UMES	50 56	
									299 A	South Carolina St.	57 54	
									304 A	Savannah St.	69 59	
									304 H	Savannah St.	60 31	
									306 A	Delaware St.	84 64	
									319 N	North Dakota St.	72 64	
									328 N	Southern Utah	78 65	
									334 H	Howard	88 70	
									348 H	Norfolk St.	64 53	
									349 A	N.C. Central	76 54	
LAST 12 Division I GAMES:												
349 A	N.C. Central	76 54	299 A	South Carolina St.	57 54							
304 H	Savannah St.	60 31	304 A	Savannah St.	69 59							
306 A	Delaware St.	84 64	96 H	VCU	49 64							
240 A	Coppin St.	59 65	287 A	Wichita St.	53 55							
348 H	Norfolk St.	64 53	319 N	North Dakota St.	72 64							
143 H	Hampton	52 55	6 A	Ohio St.	56 89							

Non-Div I Games: Pfeiffer 74 55 North Greenville 64 37

N.C. A&T

Loss, Non-Conf, S Site, H Home A Away N Neutral

N.C. Central

Through Games Of Feb. 6, 2016

Average RPI Win:	287	WON-LOST	WINNING	LAST 10	STRENGTH OF	OPP. STRENGTH	TEAM	ADJ.	CONF.	ADJ CONF.
Average RPI Loss:	255	RECORD	PCT. RANK	GAMES	SCHEDULE	OF SCHEDULE	RPI	RPI	RPI	RPI
DIV. I ONLY	3- 16	324	2- 7	346	341	349	349	30	30	
DIV. I NON-CONF.	1- 9	325	1- 3	328	320	348	348	30	30	
TOTALS	RPI 1-25	RPI 26-50	W-L RECORDS	RPI 51-100	RPI 101-150	RPI 150+				
3- 16	0- 0	0- 0	OVERALL	0- 2	0- 1	3- 13				
3- 4	0- 0	0- 0	HOME	0- 0	0- 1	3- 3				
0- 12	0- 0	0- 0	AWAY	0- 2	0- 0	0- 10				
0- 0	0- 0	0- 0	NEUTRAL	0- 0	0- 0	0- 0				
1- 9	0- 0	0- 0	NON-CONFERENCE	0- 2	0- 0	1- 7				
1- 1	0- 0	0- 0	HOME	0- 0	0- 0	1- 1				
0- 8	0- 0	0- 0	AWAY	0- 2	0- 0	0- 6				
0- 0	0- 0	0- 0	NEUTRAL	0- 0	0- 0	0- 0				
2- 7	0- 0	0- 0	CONFERENCE	0- 0	0- 1	2- 6				
2- 3	0- 0	0- 0	HOME	0- 0	0- 1	2- 2				
0- 4	0- 0	0- 0	AWAY	0- 0	0- 0	0- 4				
0- 0	0- 0	0- 0	NEUTRAL	0- 0	0- 0	0- 0				

RPI 1-25	RPI 26-50	RPI 51-100	RPI 101+	Team's RPI: 349
RPI S Opponent Score	RPI S Opponent Score	RPI S Opponent Score	RPI S Opponent Score	Score
		66 A Nebraska 47 88	143 H Hampton 42 76	
		93 A Charlotte 52 67	216 H Furman 66 61	
			220 A Presbyterian 50 60	
			235 A USC Upstate 46 68	
			275 H N.C. A&T 54 76	
			282 H Campbell 48 57	
			285 A UNCG 56 103	
			298 H UMES 49 46	
			299 A South Carolina St. 51 58	
			302 A Florida A&M 45 55	
			303 A Wofford 37 60	
			304 A Savannah St. 39 57	
			306 A Delaware St. 56 66	
			313 A Winthrop 39 62	
			316 A Longwood 49 60	
			334 H Howard 61 68	
			348 H Norfolk St. 63 62	
LAST 12 Division I GAMES:				
275 H N.C. A&T 54 76	299 A South Carolina St. 51 58			
302 A Florida A&M 45 55	216 H Furman 66 61			
306 A Delaware St. 56 66	285 A UNCG 56 103			
143 H Hampton 42 76	220 A Presbyterian 50 60			
348 H Norfolk St. 63 62	235 A USC Upstate 46 68			
304 A Savannah St. 39 57	303 A Wofford 37 60			

Non-Div I Games:

N.C. Central

Loss, Non-Conf, S Site, H Home A Away N Neutral

Average RPI Win:	331	WON-LOST	WINNING	LAST 10	STRENGTH OF	OPP. STRENGTH	TEAM	ADJ.	CONF.	ADJ CONF.
Average RPI Loss:	206	RECORD	PCT. RANK	GAMES	SCHEDULE	OF SCHEDULE	RPI	RPI	RPI	RPI
DIV. I ONLY	2- 19	339	1- 9	260	328	340	340	28	28	
DIV. I NON-CONF.	1- 12	337	0- 4	243	340	334	334	27	27	
TOTALS	RPI 1-25	RPI 26-50	W-L RECORDS	RPI 51-100	RPI 101-150	RPI 150+				
2- 19	0- 0	0- 0	OVERALL	0- 4	0- 2	2- 13				
1- 10	0- 0	0- 0	HOME	0- 1	0- 1	1- 8				
1- 9	0- 0	0- 0	AWAY	0- 3	0- 1	1- 5				
0- 0	0- 0	0- 0	NEUTRAL	0- 0	0- 0	0- 0				
1- 12	0- 0	0- 0	NON-CONFERENCE	0- 3	0- 2	1- 7				
0- 6	0- 0	0- 0	HOME	0- 1	0- 1	0- 4				
1- 6	0- 0	0- 0	AWAY	0- 2	0- 1	1- 3				
0- 0	0- 0	0- 0	NEUTRAL	0- 0	0- 0	0- 0				
1- 7	0- 0	0- 0	CONFERENCE	0- 1	0- 0	1- 6				
1- 4	0- 0	0- 0	HOME	0- 0	0- 0	1- 4				
0- 3	0- 0	0- 0	AWAY	0- 1	0- 0	0- 2				
0- 0	0- 0	0- 0	NEUTRAL	0- 0	0- 0	0- 0				

RPI 1-25				RPI 26-50				RPI 51-100				RPI 101+				Team's RPI: 340	
RPI	S	Opponent	Score	RPI	S	Opponent	Score	RPI	S	Opponent	Score	RPI	S	Opponent	Score		
								70	H	Army West Point	35	71	139	A	Marshall	50	63
								74	A	FGCU	37	70	147	H	Brown	49	74
								85	A	Virginia	54	81	170	H	Jacksonville	36	65
								98	A	Minnesota	50	83	177	A	Stetson	55	60
													204	H	Lehigh	47	75
													224	A	Binghamton	50	54
													227	A	Columbia	52	72
													235	H	USC Upstate	41	58
													266	H	Dartmouth	39	46
													274	H	Vermont	46	54
													284	A	Kennesaw St.	48	64
													284	H	Kennesaw St.	77	82
													291	H	North Florida	51	68
													319	H	North Dakota St.	59	64
													327	A	LIU Brooklyn	53	44
													335	H	Lipscomb	61	51
													338	A	Wagner	53	76
LAST 12 Division I GAMES:																	
				284	H	Kennesaw St.	77	82		177	A	Stetson	55	60			
				335	H	Lipscomb	61	51		227	A	Columbia	52	72			
				284	A	Kennesaw St.	48	64		235	H	USC Upstate	41	58			
				170	H	Jacksonville	36	65		147	H	Brown	49	74			
				291	H	North Florida	51	68		266	H	Dartmouth	39	46			
				74	A	FGCU	37	70		98	A	Minnesota	50	83			

Non-Div I Games: St. Joseph (VT) 71 50 St. Joseph's (Brkln) 78 41

NJIT

Loss, Non-Conf, S Site, H Home A Away N Neutral

Average RPI Win: 280	WON-LOST	WINNING	LAST 10	STRENGTH OF	OPP. STRENGTH	TEAM	ADJ.	CONF.	ADJ CONF.
Average RPI Loss: 177	RECORD	PCT. RANK	GAMES	SCHEDULE	OF SCHEDULE	RPI	RPI	RPI	RPI
DIV. I ONLY	10- 11	184	5- 5	289	325	259	259	29	29
DIV. I NON-CONF.	5- 5	160	1- 0	211	292	204	204	29	29
TOTALS	RPI 1-25	RPI 26-50	W-L RECORDS	RPI 51-100	RPI 101-150	RPI 150+			
10- 11	0- 0	0- 1	OVERALL	1- 3	0- 1	9- 6			
7- 4	0- 0	0- 0	HOME	1- 1	0- 1	6- 2			
3- 6	0- 0	0- 1	AWAY	0- 1	0- 0	3- 4			
0- 1	0- 0	0- 0	NEUTRAL	0- 1	0- 0	0- 0			
5- 5	0- 0	0- 1	NON-CONFERENCE	1- 2	0- 0	4- 2			
4- 2	0- 0	0- 0	HOME	1- 1	0- 0	3- 1			
1- 3	0- 0	0- 1	AWAY	0- 1	0- 0	1- 1			
0- 0	0- 0	0- 0	NEUTRAL	0- 0	0- 0	0- 0			
5- 6	0- 0	0- 0	CONFERENCE	0- 1	0- 1	5- 4			
3- 2	0- 0	0- 0	HOME	0- 0	0- 1	3- 1			
2- 3	0- 0	0- 0	AWAY	0- 0	0- 0	2- 3			
0- 1	0- 0	0- 0	NEUTRAL	0- 1	0- 0	0- 0			

RPI S	Opponent	Score	RPI S	Opponent	Score	RPI S	Opponent	Score	RPI S	Opponent	Score	Team's RPI: 259
41	A Penn	43 57	60	H Colorado St.	73 82	103	H Bucknell	41 51				
			70	N Army West Point	38 75	192	A Kansas	54 61				
			77	A Hofstra	63 65	204	H Lehigh	48 51				
			78	H Elon	73 70	215	H Siena	59 58				
						257	A Loyola Maryland	38 51				
						270	A Holy Cross	49 57				
						270	H Holy Cross	50 49				
						275	H N.C. A&T	52 48				
						311	A Colgate	62 58				
						311	H Colgate	51 41				
						324	A Lafayette	65 58				
						327	H LIU Brooklyn	66 68				
						329	A Saint Peter's	50 39				
						343	H Air Force	64 46				
						347	A Boston U.	49 51				
						347	H Boston U.	67 56				
LAST 12 Division I GAMES:												
311	A Colgate	62 58	257	A Loyola Maryland	38 51							
347	A Boston U.	49 51	311	H Colgate	51 41							
270	H Holy Cross	50 49	347	H Boston U.	67 56							
70	N Army West Point	38 75	270	A Holy Cross	49 57							
204	H Lehigh	48 51	103	H Bucknell	41 51							
324	A Lafayette	65 58	343	H Air Force	64 46							

Non-Div I Games: Johns Hopkins 77 45

Navy

Average RPI Win: 167		WON-LOST	WINNING	LAST 10	STRENGTH OF	OPP. STRENGTH	TEAM	ADJ.	CONF.	ADJ CONF.
Average RPI Loss: 42		RECORD	PCT. RANK	GAMES	SCHEDULE	OF SCHEDULE	RPI	RPI	RPI	RPI
DIV. I ONLY		16- 6	54	7- 3	151	19	66	66	4	4
DIV. I NON-CONF.		9- 2	37	1- 0	254	118	90	90	4	4
TOTALS		RPI 1-25	RPI 26-50		W-L RECORDS		RPI 51-100	RPI 101-150	RPI 150+	
16- 6	0- 2	3- 2		OVERALL		2- 2	3- 0	8- 0		
13- 1	0- 0	2- 1		HOME		1- 0	2- 0	8- 0		
3- 5	0- 2	1- 1		AWAY		1- 2	1- 0	0- 0		
0- 0	0- 0	0- 0		NEUTRAL		0- 0	0- 0	0- 0		
9- 2	0- 1	1- 0		NON-CONFERENCE		1- 1	1- 0	6- 0		
9- 0	0- 0	1- 0		HOME		1- 0	1- 0	6- 0		
0- 2	0- 1	0- 0		AWAY		0- 1	0- 0	0- 0		
0- 0	0- 0	0- 0		NEUTRAL		0- 0	0- 0	0- 0		
7- 4	0- 1	2- 2		CONFERENCE		1- 1	2- 0	2- 0		
4- 1	0- 0	1- 1		HOME		0- 0	1- 0	2- 0		
3- 3	0- 1	1- 1		AWAY		1- 1	1- 0	0- 0		
0- 0	0- 0	0- 0		NEUTRAL		0- 0	0- 0	0- 0		

RPI	S	Opponent	Score	RPI	S	Opponent	Score	RPI	S	Opponent	Score	RPI	S	Opponent	Score
3	A	UConn	46 88	34	H	North Carolina St.	88 67	53	H	Arkansas St.	79 71	114	H	Creighton	65 63
11	A	Maryland	50 89	37	A	Purdue	62 61	72	A	Michigan	93 81	137	A	Penn St.	83 78
				43	H	Iowa	68 74	73	A	California	80 87	137	H	Penn St.	87 69
				44	A	Rutgers	56 66	79	A	Northwestern	62 85	152	H	Illinois	73 57
				44	H	Rutgers	65 54					158	H	Wisconsin	75 62
												195	H	Southern U.	89 38
												255	H	Northern Ariz.	90 67
												291	H	North Florida	91 46
												318	H	Evansville	85 40
												330	H	Ark.-Pine Bluff	96 46
												349	H	N.C. Central	88 47
LAST 12 Division I GAMES:															
137	H	Penn St.	87 69	137	A	Penn St.	83 78								
44	A	Rutgers	56 66	152	H	Illinois	73 57								
158	H	Wisconsin	75 62	11	A	Maryland	50 89								
72	A	Michigan	93 81	79	A	Northwestern	62 85								
37	A	Purdue	62 61	43	H	Iowa	68 74								
44	H	Rutgers	65 54	53	H	Arkansas St.	79 71								

Non-Div I Games:

Nebraska

Average RPI Win: 284	WON-LOST	WINNING	LAST 10	STRENGTH OF	OPP. STRENGTH	TEAM	ADJ.	CONF.	ADJ CONF.
Average RPI Loss: 163	RECORD	PCT. RANK	GAMES	SCHEDULE	OF SCHEDULE	RPI	RPI	RPI	RPI
DIV. I ONLY	3- 17	325	3- 7	167	243	315	315	19	19
DIV. I NON-CONF.	0- 10	338	0- 2	189	221	335	335	21	21
TOTALS	RPI 1-25	RPI 26-50	W-L RECORDS	RPI 51-100	RPI 101-150	RPI 150+			
3- 17	0- 0	0- 0	OVERALL	0- 4	0- 4	3- 9			
2- 9	0- 0	0- 0	HOME	0- 3	0- 2	2- 4			
1- 6	0- 0	0- 0	AWAY	0- 0	0- 2	1- 4			
0- 2	0- 0	0- 0	NEUTRAL	0- 1	0- 0	0- 1			
0- 10	0- 0	0- 0	NON-CONFERENCE	0- 3	0- 2	0- 5			
0- 5	0- 0	0- 0	HOME	0- 2	0- 1	0- 2			
0- 3	0- 0	0- 0	AWAY	0- 0	0- 1	0- 2			
0- 2	0- 0	0- 0	NEUTRAL	0- 1	0- 0	0- 1			
3- 7	0- 0	0- 0	CONFERENCE	0- 1	0- 2	3- 4			
2- 4	0- 0	0- 0	HOME	0- 1	0- 1	2- 2			
1- 3	0- 0	0- 0	AWAY	0- 0	0- 1	1- 2			
0- 0	0- 0	0- 0	NEUTRAL	0- 0	0- 0	0- 0			

RPI 1-25				RPI 26-50				RPI 51-100				RPI 101+				Team's RPI: 315	
RPI	S	Opponent	Score	RPI	S	Opponent	Score	RPI	S	Opponent	Score	RPI	S	Opponent	Score		
								60	H	Colorado St.	37 64	120	H	San Francisco	62 70		
								63	N	Washington St.	57 70	121	H	Fresno St.	59 67		
								65	H	San Diego	47 84	129	A	Boise St.	58 66		
								80	H	Middle Tenn.	46 90	138	A	Pacific	52 74		
												159	H	Montana St.	53 66		
												178	A	UNLV	59 65		
												193	H	New Mexico	47 51		
												214	H	Utah Valley	65 73		
												218	H	Utah St.	66 79		
												219	A	Ill.-Chicago	55 70		
												241	N	Loyola Marymount	58 69		
												250	A	Wyoming	53 68		
												250	H	Wyoming	68 65		
												260	A	San Diego St.	70 64		
												322	A	UC Irvine	64 68		
												343	H	Air Force	68 57		
LAST 12 Division I GAMES:																	
				60	H	Colorado St.	37 64	343	H	Air Force	68 57						
				218	H	Utah St.	66 79	121	H	Fresno St.	59 67						
				260	A	San Diego St.	70 64	250	A	Wyoming	53 68						
				178	A	UNLV	59 65	193	H	New Mexico	47 51						
				250	H	Wyoming	68 65	219	A	Ill.-Chicago	55 70						
				129	A	Boise St.	58 66	138	A	Pacific	52 74						

Non-Div I Games: San Fran. St. 57 51

Nevada

New Hampshire

Through Games Of Feb. 6, 2016

Average RPI Win:	276	WON-LOST	WINNING	LAST 10	STRENGTH OF	OPP. STRENGTH	TEAM	ADJ.	CONF.	ADJ CONF.
Average RPI Loss:	151	RECORD	PCT. RANK	GAMES	SCHEDULE	OF SCHEDULE	RPI	RPI	RPI	RPI
DIV. I ONLY	7- 14	257	2- 8	227	236	268	268	15	15	
DIV. I NON-CONF.	5- 7	198	0- 3	239	270	215	215	18	18	
TOTALS	RPI 1-25	RPI 26-50	W-L RECORDS	RPI 51-100	RPI 101-150	RPI 150+				
7- 14	0- 0	0- 2	OVERALL	0- 2	0- 3	7- 7				
4- 6	0- 0	0- 2	HOME	0- 1	0- 0	4- 3				
3- 8	0- 0	0- 0	AWAY	0- 0	0- 1	3- 1				
0- 0	0- 0	0- 0	NEUTRAL	0- 0	0- 0	0- 0				
5- 7	0- 0	0- 1	NON-CONFERENCE	0- 1	0- 2	5- 3				
2- 3	0- 0	0- 1	HOME	0- 0	0- 0	2- 2				
3- 4	0- 0	0- 0	AWAY	0- 1	0- 2	3- 1				
0- 0	0- 0	0- 0	NEUTRAL	0- 0	0- 0	0- 0				
2- 7	0- 0	0- 1	CONFERENCE	0- 1	0- 1	2- 4				
2- 3	0- 0	0- 1	HOME	0- 1	0- 0	2- 1				
0- 4	0- 0	0- 0	AWAY	0- 0	0- 1	0- 3				
0- 0	0- 0	0- 0	NEUTRAL	0- 0	0- 0	0- 0				

RPI S	Opponent	Score	RPI S	Opponent	Score	RPI S	Opponent	Score	RPI S	Opponent	Score	Team's RPI: 268
41	H Penn	60 67	86	H Maine	52 62	107	A Yale	46 63				
49	H Albany (NY)	52 78	90	A Boston College	51 71	115	A North Carolina	60 65				
						117	A Stony Brook	54 63				
						187	H Northeastern	54 66				
						188	H UMBC	55 65				
						203	A Bryant	42 55				
						211	A Hartford	44 48				
						215	H Siena	53 57				
						224	A Binghamton	50 51				
						224	H Binghamton	64 49				
						236	H Manhattan	72 57				
						263	A Sacred Heart	81 69				
						266	A Dartmouth	61 57				
						274	A Vermont	63 83				
						276	A Central Conn. St.	64 50				
						321	H UMass Lowell	65 61				
						347	H Boston U.	69 52				
LAST 12 Division I GAMES:												
224	H Binghamton	64 49	117	A Stony Brook	54 63							
188	H UMBC	55 65	49	H Albany (NY)	52 78							
274	A Vermont	63 83	224	A Binghamton	50 51							
211	A Hartford	44 48	107	A Yale	46 63							
321	H UMass Lowell	65 61	115	A North Carolina	60 65							
86	H Maine	52 62	203	A Bryant	42 55							

Non-Div I Games: Colby-Sawyer 72 41

New Hampshire

Loss, Non-Conf, S Site, H Home A Away N Neutral

Average RPI Win:	243	WON-LOST	WINNING	LAST 10	STRENGTH OF	OPP. STRENGTH	TEAM	ADJ.	CONF.	ADJ CONF.
Average RPI Loss:	141	RECORD	PCT. RANK	GAMES	SCHEDULE	OF SCHEDULE	RPI	RPI	RPI	RPI
DIV. I ONLY	11- 10	156	0- 2	189	229	193	193	19	19	
DIV. I NON-CONF.	7- 4	110	0- 1	87	248	107	107	21	21	
TOTALS	RPI 1-25	RPI 26-50	W-L RECORDS	RPI 51-100	RPI 101-150	RPI 150+				
11- 10	0- 1	0- 1	OVERALL	1- 2	0- 2	10- 4				
7- 5	0- 0	0- 1	HOME	0- 1	0- 2	7- 1				
4- 5	0- 1	0- 0	AWAY	1- 1	0- 0	3- 3				
0- 0	0- 0	0- 0	NEUTRAL	0- 0	0- 0	0- 0				
7- 4	0- 1	0- 1	NON-CONFERENCE	1- 2	0- 0	6- 0				
5- 2	0- 0	0- 1	HOME	0- 1	0- 0	5- 0				
2- 2	0- 1	0- 0	AWAY	1- 1	0- 0	1- 0				
0- 0	0- 0	0- 0	NEUTRAL	0- 0	0- 0	0- 0				
4- 6	0- 0	0- 0	CONFERENCE	0- 0	0- 2	4- 4				
2- 3	0- 0	0- 0	HOME	0- 0	0- 2	2- 1				
2- 3	0- 0	0- 0	AWAY	0- 0	0- 0	2- 3				
0- 0	0- 0	0- 0	NEUTRAL	0- 0	0- 0	0- 0				

RPI 1-25				RPI 26-50				RPI 51-100				RPI 101+ Team's RPI: 193			
RPI	S	Opponent	Score	RPI	S	Opponent	Score	RPI	S	Opponent	Score	RPI	S	Opponent	Score
25	A	UTEP	62 70	27	H	Duquesne	69 78	98	A	Minnesota	72 53	121	H	Fresno St.	65 69
								100	A	New Mexico St.	59 78	129	H	Boise St.	60 81
								100	H	New Mexico St.	47 52	160	A	SMU	63 58
												178	A	UNLV	48 57
												178	H	UNLV	67 53
												210	H	Sacramento St.	84 71
												213	H	San Jose St.	71 57
												218	A	Utah St.	56 72
												242	H	Houston Baptist	65 57
												250	A	Wyoming	48 66
												260	H	San Diego St.	46 51
												269	H	Pepperdine	60 52
												312	H	Nicholls St.	83 43
												315	A	Nevada	51 47
												328	H	Southern Utah	70 48
												343	A	Air Force	63 33
LAST 12 Division I GAMES:															
27	H	Duquesne	69 78	250	A	Wyoming	48 66								
260	H	San Diego St.	46 51	178	H	UNLV	67 53								
178	A	UNLV	48 57	218	A	Utah St.	56 72								
129	H	Boise St.	60 81	121	H	Fresno St.	65 69								
343	A	Air Force	63 33	315	A	Nevada	51 47								
213	H	San Jose St.	71 57	100	H	New Mexico St.	47 52								

Non-Div I Games:

New Mexico

■ Loss,
 ■ Non-Conf, S Site,
 ■ Home
 ■ Away
 N Neutral

Average RPI Win:	246	WON-LOST	WINNING	LAST 10	STRENGTH OF	OPP. STRENGTH	TEAM	ADJ.	CONF.	ADJ CONF.
Average RPI Loss:	58	RECORD	PCT. RANK	GAMES	SCHEDULE	OF SCHEDULE	RPI	RPI	RPI	RPI
DIV. I ONLY	18- 3	16	9- 0	314	180	100	100	25	25	
DIV. I NON-CONF.	9- 3	69	1- 1	281	104	135	135	25	25	
TOTALS	RPI 1-25	RPI 26-50	W-L RECORDS	RPI 51-100	RPI 101-150	RPI 150+				
18- 3	0- 1	0- 0	OVERALL	0- 2	0- 0	18- 0				
9- 1	0- 1	0- 0	HOME	0- 0	0- 0	9- 0				
8- 1	0- 0	0- 0	AWAY	0- 1	0- 0	8- 0				
1- 1	0- 0	0- 0	NEUTRAL	0- 1	0- 0	1- 0				
9- 3	0- 1	0- 0	NON-CONFERENCE	0- 2	0- 0	9- 0				
5- 1	0- 1	0- 0	HOME	0- 0	0- 0	5- 0				
3- 1	0- 0	0- 0	AWAY	0- 1	0- 0	3- 0				
1- 1	0- 0	0- 0	NEUTRAL	0- 1	0- 0	1- 0				
9- 0	0- 0	0- 0	CONFERENCE	0- 0	0- 0	9- 0				
4- 0	0- 0	0- 0	HOME	0- 0	0- 0	4- 0				
5- 0	0- 0	0- 0	AWAY	0- 0	0- 0	5- 0				
0- 0	0- 0	0- 0	NEUTRAL	0- 0	0- 0	0- 0				

RPI 1-25				RPI 26-50				RPI 51-100 Team's RPI: 100				RPI 101+			
RPI	S	Opponent	Score	RPI	S	Opponent	Score	RPI	S	Opponent	Score	RPI	S	Opponent	Score
25	H	UTEP	65 71					51	N	Vanderbilt	45 71	173	H	Northwestern St.	65 54
								99	A	Arizona	64 68	186	A	UTRGV	68 57
												193	A	New Mexico	52 47
												193	H	New Mexico	78 59
												210	H	Sacramento St.	80 77
												213	A	San Jose St.	75 66
												214	A	Utah Valley	59 53
												214	H	Utah Valley	73 68
												232	A	Grand Canyon	64 44
												232	H	Grand Canyon	60 58
												247	H	CSU Bakersfield	86 63
												248	H	Seattle	69 54
												255	H	Northern Ariz.	87 53
												309	A	UMKC	68 62
												319	A	North Dakota St.	79 69
												326	N	A&M-Corpus Christi	70 51
												328	H	Southern Utah	74 60
												339	A	Chicago St.	70 60
LAST 12 Division I GAMES:															
214	A	Utah Valley	59 53	309	A	UMKC	68 62								
232	A	Grand Canyon	64 44	232	H	Grand Canyon	60 58								
186	A	UTRGV	68 57	214	H	Utah Valley	73 68								
247	H	CSU Bakersfield	86 63	326	N	A&M-Corpus Christi	70 51								
248	H	Seattle	69 54	51	N	Vanderbilt	45 71								
339	A	Chicago St.	70 60	193	A	New Mexico	52 47								

Non-Div I Games: Eastern N.M. 76 61 Western N.M. 68 39

New Mexico St.

Loss, Non-Conf, S Site, H Home A Away N Neutral

Average RPI Win:	298	WON-LOST	WINNING	LAST 10	STRENGTH OF	OPP. STRENGTH	TEAM	ADJ.	CONF.	ADJ CONF.
Average RPI Loss:	207	RECORD	PCT. RANK	GAMES	SCHEDULE	OF SCHEDULE	RPI	RPI	RPI	RPI
DIV. I ONLY	4- 14	302	3- 7	283	335	336	336	27	27	
DIV. I NON-CONF.	1- 6	311	0- 1	312	295	344	344	26	26	
TOTALS	RPI 1-25	RPI 26-50	W-L RECORDS	RPI 51-100	RPI 101-150	RPI 150+				
4- 14	0- 0	0- 0	OVERALL	0- 1	0- 4	4- 9				
4- 4	0- 0	0- 0	HOME	0- 0	0- 1	4- 3				
0- 9	0- 0	0- 0	AWAY	0- 0	0- 0	0- 1				
0- 1	0- 0	0- 0	NEUTRAL	0- 0	0- 0	0- 1				
1- 6	0- 0	0- 0	NON-CONFERENCE	0- 1	0- 2	1- 3				
1- 1	0- 0	0- 0	HOME	0- 0	0- 0	1- 1				
0- 4	0- 0	0- 0	AWAY	0- 1	0- 2	0- 1				
0- 1	0- 0	0- 0	NEUTRAL	0- 0	0- 0	0- 1				
3- 8	0- 0	0- 0	CONFERENCE	0- 0	0- 2	3- 6				
3- 3	0- 0	0- 0	HOME	0- 0	0- 1	3- 2				
0- 5	0- 0	0- 0	AWAY	0- 0	0- 1	0- 4				
0- 0	0- 0	0- 0	NEUTRAL	0- 0	0- 0	0- 0				

RPI S	Opponent	Score	RPI S	Opponent	Score	RPI S	Opponent	Score	RPI S	Opponent	Score	Team's RPI: 336
						94 A	TCU	36 85	113 A	Central Ark.	55 67	
									113 H	Central Ark.	44 59	
									134 A	Ole Miss	59 97	
									136 A	Arkansas	41 73	
									172 A	McNeese St.	63 92	
									172 H	McNeese St.	74 77	
									233 H	Stephen F. Austin	58 57	
									242 H	Houston Baptist	51 71	
									258 A	Sam Houston St.	52 64	
									272 A	Lamar	52 79	
									284 A	Kennesaw St.	53 60	
									285 H	UNCG	79 81	
									302 N	Florida A&M	60 71	
									312 H	Nicholls St.	62 55	
									320 H	Incarinate Word	55 49	
									325 H	Jackson St.	85 68	
									326 A	A&M-Corpus Christi	59 73	
LAST 12 Division I GAMES:												
			113 A	Central Ark.	55 67		242 H	Houston Baptist	51 71			
			172 A	McNeese St.	63 92		233 H	Stephen F. Austin	58 57			
			172 H	McNeese St.	74 77		258 A	Sam Houston St.	52 64			
			312 H	Nicholls St.	62 55		320 H	Incarinate Word	55 49			
			326 A	A&M-Corpus Christi	59 73		272 A	Lamar	52 79			
			113 H	Central Ark.	44 59		136 A	Arkansas	41 73			

Non-Div I Games: LSU-Alexandria 93 75 Trinity Baptist 109 46

New Orleans

Loss, Non-Conf, S Site, H Home A Away N Neutral

Niagara

Through Games Of Feb. 6, 2016

Average RPI Win: 304	WON-LOST	WINNING	LAST 10	STRENGTH OF	OPP. STRENGTH	TEAM	ADJ.	CONF.	ADJ CONF.
Average RPI Loss: 172	RECORD	PCT. RANK	GAMES	SCHEDULE	OF SCHEDULE	RPI	RPI	RPI	RPI
DIV. I ONLY	6- 16	284	4- 6	270	254	289	289	23	23
DIV. I NON-CONF.	2- 7	280	1- 0	255	224	295	295	24	24
TOTALS	RPI 1-25	RPI 26-50	W-L RECORDS	RPI 51-100	RPI 101-150	RPI 150+			
6- 16	0- 0	0- 1	OVERALL	0- 0	0- 6	6- 9			
3- 7	0- 0	0- 0	HOME	0- 0	0- 4	3- 3			
3- 9	0- 0	0- 1	AWAY	0- 0	0- 2	3- 6			
0- 0	0- 0	0- 0	NEUTRAL	0- 0	0- 0	0- 0			
2- 7	0- 0	0- 1	NON-CONFERENCE	0- 0	0- 3	2- 3			
1- 3	0- 0	0- 0	HOME	0- 0	0- 2	1- 1			
1- 4	0- 0	0- 1	AWAY	0- 0	0- 1	1- 2			
0- 0	0- 0	0- 0	NEUTRAL	0- 0	0- 0	0- 0			
4- 9	0- 0	0- 0	CONFERENCE	0- 0	0- 3	4- 6			
2- 4	0- 0	0- 0	HOME	0- 0	0- 2	2- 2			
2- 5	0- 0	0- 0	AWAY	0- 0	0- 1	2- 4			
0- 0	0- 0	0- 0	NEUTRAL	0- 0	0- 0	0- 0			

RPI 1-25			RPI 26-50			RPI 51-100			RPI 101+			Team's RPI: 289
RPI	S	Opponent	Score	RPI	S	Opponent	Score	RPI	S	Opponent	Score	
				32	A	St. Bonaventure	55 67					
								109	H	Quinnipiac	54 61	
								119	A	Iona	46 73	
								119	H	Iona	52 73	
								124	H	Youngstown St.	54 71	
								128	A	Texas Tech	45 79	
								132	H	Buffalo	48 57	
								162	A	Detroit	75 80	
								175	A	Marist	50 63	
								205	H	Canisius	66 68	
								207	H	Oakland	67 77	
								215	H	Siena	51 59	
								223	A	Fairfield	43 61	
								223	H	Fairfield	56 55	
								236	A	Manhattan	62 80	
								266	A	Dartmouth	47 60	
								292	A	Monmouth	60 83	
								297	A	Rider	67 57	
								301	H	Cleveland St.	73 72	
								329	A	Saint Peter's	52 48	
								329	H	Saint Peter's	51 46	
								342	A	Mt. St. Mary's	53 51	
LAST 12 Division I GAMES:												
223	A	Fairfield	43 61	109	H	Quinnipiac	54 61					
119	H	Iona	52 73	297	A	Rider	67 57					
205	H	Canisius	66 68	329	A	Saint Peter's	52 48					
175	A	Marist	50 63	223	H	Fairfield	56 55					
119	A	Iona	46 73	215	H	Siena	51 59					
329	H	Saint Peter's	51 46	342	A	Mt. St. Mary's	53 51					

Non-Div I Games:

Niagara

■ Loss,
 ■ Non-Conf,
 ■ S Site,
 ■ H Home
 ■ A Away
 N Neutral

Average RPI Win:	267	WON-LOST	WINNING	LAST 10	STRENGTH OF	OPP. STRENGTH	TEAM	ADJ.	CONF.	ADJ CONF.
Average RPI Loss:	214	RECORD	PCT. RANK	GAMES	SCHEDULE	OF SCHEDULE	RPI	RPI	RPI	RPI
DIV. I ONLY	7- 13	251	2- 1	324	330	312	312	27	27	
DIV. I NON-CONF.	1- 8	320	1- 0	320	341	347	347	26	26	
TOTALS	RPI 1-25	RPI 26-50	W-L RECORDS	RPI 51-100	RPI 101-150	RPI 150+				
7- 13	0- 0	0- 0	OVERALL	0- 1	0- 2	7- 10				
3- 7	0- 0	0- 0	HOME	0- 1	0- 1	3- 5				
3- 5	0- 0	0- 0	AWAY	0- 0	0- 0	3- 5				
1- 1	0- 0	0- 0	NEUTRAL	0- 0	0- 1	1- 0				
1- 8	0- 0	0- 0	NON-CONFERENCE	0- 0	0- 1	1- 7				
0- 4	0- 0	0- 0	HOME	0- 0	0- 0	0- 4				
0- 3	0- 0	0- 0	AWAY	0- 0	0- 0	0- 3				
1- 1	0- 0	0- 0	NEUTRAL	0- 0	0- 1	1- 0				
6- 5	0- 0	0- 0	CONFERENCE	0- 1	0- 1	6- 3				
3- 3	0- 0	0- 0	HOME	0- 1	0- 1	3- 1				
3- 2	0- 0	0- 0	AWAY	0- 0	0- 0	3- 2				
0- 0	0- 0	0- 0	NEUTRAL	0- 0	0- 0	0- 0				

RPI 1-25				RPI 26-50				RPI 51-100				RPI 101+				Team's RPI: 312	
RPI	S	Opponent	Score	RPI	S	Opponent	Score	RPI	S	Opponent	Score	RPI	S	Opponent	Score		
								62	H	Abilene Christian	68	71	113	H	Central Ark.	65	71
													123	N	Samford	43	45
													169	H	Louisiana Tech	55	58
													172	H	McNeese St.	85	81
													173	H	Northwestern St.	70	61
													193	A	New Mexico	43	83
													194	A	Troy	51	104
													202	H	Grambling	65	69
													242	A	Houston Baptist	71	80
													258	A	Sam Houston St.	67	63
													272	H	Lamar	69	59
													273	H	Prairie View	70	81
													277	H	Jacksonville St.	49	63
													278	A	La.-Monroe	57	69
													320	A	Incarnate Word	66	64
													320	H	Incarnate Word	61	63
													326	A	A&M-Corpus Christi	64	62
													336	A	New Orleans	55	62
													346	N	Mississippi Val.	63	54
LAST 12 Division I GAMES:																	
				346	N	Mississippi Val.	63	54		173	H	Northwestern St.	70	61			
				172	H	McNeese St.	85	81		326	A	A&M-Corpus Christi	64	62			
				320	H	Incarnate Word	61	63		258	A	Sam Houston St.	67	63			
				320	A	Incarnate Word	66	64		62	H	Abilene Christian	68	71			
				336	A	New Orleans	55	62		242	A	Houston Baptist	71	80			
				113	H	Central Ark.	65	71		272	H	Lamar	69	59			

Non-Div I Games: Southern-N.O. 98 65

Nicholls St.

■ Loss,
 ■ Non-Conf,
 ■ S Site,
 ■ H Home
 ■ A Away
 N Neutral

Average RPI Win:	334	WON-LOST	WINNING	LAST 10	STRENGTH OF	OPP. STRENGTH	TEAM	ADJ.	CONF.	ADJ CONF.
Average RPI Loss:	232	RECORD	PCT. RANK	GAMES	SCHEDULE	OF SCHEDULE	RPI	RPI	RPI	RPI
DIV. I ONLY	1- 19	348	1- 9	328	344	348	348	30	30	
DIV. I NON-CONF.	0- 10	338	0- 3	262	329	346	346	30	30	
TOTALS	RPI 1-25	RPI 26-50	W-L RECORDS	RPI 51-100	RPI 101-150	RPI 150+				
1- 19	0- 0	0- 1	OVERALL	0- 1	0- 2	1- 15				
0- 7	0- 0	0- 0	HOME	0- 0	0- 0	0- 7				
1- 10	0- 0	0- 1	AWAY	0- 1	0- 2	1- 6				
0- 2	0- 0	0- 0	NEUTRAL	0- 0	0- 0	0- 2				
0- 10	0- 0	0- 1	NON-CONFERENCE	0- 1	0- 1	0- 7				
0- 3	0- 0	0- 0	HOME	0- 0	0- 0	0- 3				
0- 5	0- 0	0- 1	AWAY	0- 1	0- 1	0- 2				
0- 2	0- 0	0- 0	NEUTRAL	0- 0	0- 0	0- 2				
1- 9	0- 0	0- 0	CONFERENCE	0- 0	0- 1	1- 8				
0- 4	0- 0	0- 0	HOME	0- 0	0- 0	0- 4				
1- 5	0- 0	0- 0	AWAY	0- 0	0- 1	1- 4				
0- 0	0- 0	0- 0	NEUTRAL	0- 0	0- 0	0- 0				

RPI 1-25			RPI 26-50			RPI 51-100			RPI 101+ Team's RPI: 348		
RPI	S	Opponent	Score	RPI	S	Opponent	Score	RPI	S	Opponent	Score
				29	A	Mississippi St.	34 92	85	A	Virginia	50 86
								139	A	Marshall	67 81
								143	A	Hampton	62 73
								182	A	William & Mary	47 67
								207	H	Oakland	73 83
								230	A	Morgan St.	58 67
								235	H	USC Upstate	62 82
								240	A	Coppin St.	44 69
								252	H	Bethune-Cookman	45 53
								253	H	UNCW	57 61
								257	A	Loyola Maryland	67 75
								275	A	N.C. A&T	53 64
								283	N	La Salle	59 67
								299	H	South Carolina St.	52 60
								302	H	Florida A&M	67 83
								304	H	Savannah St.	53 68
								334	A	Howard	110 108
								344	N	St. Francis Brooklyn	55 59
								349	A	N.C. Central	62 63
LAST 12 Division I GAMES:											
334	A	Howard	110 108	252	H	Bethune-Cookman	45 53				
143	A	Hampton	62 73	302	H	Florida A&M	67 83				
304	H	Savannah St.	53 68	240	A	Coppin St.	44 69				
299	H	South Carolina St.	52 60	344	N	St. Francis Brooklyn	55 59				
275	A	N.C. A&T	53 64	283	N	La Salle	59 67				
349	A	N.C. Central	62 63	139	A	Marshall	67 81				

Non-Div I Games:

Norfolk St.

Average RPI Win:	181	WON-LOST	WINNING	LAST 10	STRENGTH OF	OPP. STRENGTH	TEAM	ADJ.	CONF.	ADJ CONF.
Average RPI Loss:	72	RECORD	PCT. RANK	GAMES	SCHEDULE	OF SCHEDULE	RPI	RPI	RPI	RPI
DIV. I ONLY	12- 12	168	3- 7	31	94	115	115	5	5	
DIV. I NON-CONF.	10- 5	100	3- 0	73	255	124	124	5	5	
TOTALS	RPI 1-25	RPI 26-50	W-L RECORDS	RPI 51-100	RPI 101-150	RPI 150+				
12- 12	0- 3	1- 3	OVERALL	2- 3	3- 2	6- 1				
10- 6	0- 1	1- 1	HOME	1- 2	2- 1	6- 1				
0- 6	0- 2	0- 2	AWAY	0- 1	0- 1	0- 0				
2- 0	0- 0	0- 0	NEUTRAL	1- 0	1- 0	0- 0				
10- 5	0- 1	0- 0	NON-CONFERENCE	2- 2	3- 1	5- 1				
8- 4	0- 0	0- 0	HOME	1- 2	2- 1	5- 1				
0- 1	0- 1	0- 0	AWAY	0- 0	0- 0	0- 0				
2- 0	0- 0	0- 0	NEUTRAL	1- 0	1- 0	0- 0				
2- 7	0- 2	1- 3	CONFERENCE	0- 1	0- 1	1- 0				
2- 2	0- 1	1- 1	HOME	0- 0	0- 0	1- 0				
0- 5	0- 1	0- 2	AWAY	0- 1	0- 1	0- 0				
0- 0	0- 0	0- 0	NEUTRAL	0- 0	0- 0	0- 0				

RPI S	Opponent	Score	RPI S	Opponent	Score	RPI S	Opponent	Score	RPI S	Opponent	Score	Team's RPI: 115
1	A Notre Dame	54 88	30	H Syracuse	77 73	71	H Oregon	77 79	107	H Yale	70 63	
15	H Louisville	60 78	34	A North Carolina St.	49 78	76	A Georgia Tech	73 80	119	H Iona	64 52	
17	A Oklahoma St.	67 77	39	A Duke	55 71	79	H Northwestern	72 85	133	A Wake Forest	63 75	
			42	H Miami (FL)	61 76	86	H Maine	59 58	138	H Pacific	63 66	
						92	N Gonzaga	67 62	141	N Southern Miss.	69 62	
									222	H Gardner-Webb	65 66	
									235	H USC Upstate	80 40	
									238	H Appalachian St.	68 59	
									244	H Clemson	72 56	
									268	H New Hampshire	65 60	
									302	H Florida A&M	94 58	
									307	H Fairleigh Dickinson	64 46	
LAST 12 Division I GAMES:												
15	H Louisville	60 78	1	A Notre Dame	54 88							
34	A North Carolina St.	49 78	30	H Syracuse	77 73							
39	A Duke	55 71	244	H Clemson	72 56							
133	A Wake Forest	63 75	86	H Maine	59 58							
42	H Miami (FL)	61 76	268	H New Hampshire	65 60							
76	A Georgia Tech	73 80	141	N Southern Miss.	69 62							

Non-Div I Games:

North Carolina

■ Loss,
 ■ Non-Conf, S Site,
 ■ Home
 ■ Away
 N Neutral

Average RPI Win:	140	WON-LOST	WINNING	LAST 10	STRENGTH OF	OPP. STRENGTH	TEAM	ADJ.	CONF.	ADJ CONF.
Average RPI Loss:	35	RECORD	PCT. RANK	GAMES	SCHEDULE	OF SCHEDULE	RPI	RPI	RPI	RPI
DIV. I ONLY	16- 7	75	7- 3	28	44	34	34	5	5	
DIV. I NON-CONF.	9- 4	96	1- 1	86	81	73	73	5	5	
TOTALS	RPI 1-25	RPI 26-50	W-L RECORDS	RPI 51-100	RPI 101-150	RPI 150+				
16- 7	0- 4	1- 1	OVERALL	4- 2	5- 0	6- 0				
10- 2	0- 1	0- 0	HOME	4- 1	2- 0	4- 0				
4- 4	0- 2	1- 1	AWAY	0- 1	3- 0	0- 0				
2- 1	0- 1	0- 0	NEUTRAL	0- 0	0- 0	2- 0				
9- 4	0- 2	0- 0	NON-CONFERENCE	2- 2	1- 0	6- 0				
6- 1	0- 0	0- 0	HOME	2- 1	0- 0	4- 0				
1- 2	0- 1	0- 0	AWAY	0- 1	1- 0	0- 0				
2- 1	0- 1	0- 0	NEUTRAL	0- 0	0- 0	2- 0				
7- 3	0- 2	1- 1	CONFERENCE	2- 0	4- 0	0- 0				
4- 1	0- 1	0- 0	HOME	2- 0	2- 0	0- 0				
3- 2	0- 1	1- 1	AWAY	0- 0	2- 0	0- 0				
0- 0	0- 0	0- 0	NEUTRAL	0- 0	0- 0	0- 0				

RPI 1-25				RPI 26-50				RPI 51-100				RPI 101+			
RPI	S	Opponent	Score	RPI	S	Opponent	Score	RPI	S	Opponent	Score	RPI	S	Opponent	Score
1	A	Notre Dame	46 82	39	A	Duke	65 62	64	H	Villanova	70 64	101	A	Virginia Tech	72 61
15	H	Louisville	90 92	42	A	Miami (FL)	44 73	66	A	Nebraska	67 88	104	A	Liberty	61 53
20	N	Seton Hall	55 58					76	H	Georgia Tech	65 57	115	H	North Carolina	78 49
21	A	Florida	72 79					78	H	Elon	66 69	133	H	Wake Forest	64 47
								85	H	Virginia	63 52	148	A	Pittsburgh	78 76
								93	H	Charlotte	72 65	163	N	UAB	67 56
												168	H	Davidson	58 42
												208	N	Eastern Ky.	73 62
												225	H	Radford	67 52
												229	H	High Point	89 48
												294	H	Western Caro.	86 55
LAST 12 Division I GAMES:															
1	A	Notre Dame	46 82	148	A	Pittsburgh	78 76								
115	H	North Carolina	78 49	76	H	Georgia Tech	65 57								
85	H	Virginia	63 52	133	H	Wake Forest	64 47								
101	A	Virginia Tech	72 61	42	A	Miami (FL)	44 73								
15	H	Louisville	90 92	21	A	Florida	72 79								
39	A	Duke	65 62	208	N	Eastern Ky.	73 62								

Non-Div I Games:

North Carolina St.

■ Loss,
 ■ Non-Conf, S Site,
 ■ Home
 ■ Away
 N Neutral

North Dakota

Through Games Of Feb. 6, 2016

Average RPI Win:	226	WON-LOST	WINNING	LAST 10	STRENGTH OF	OPP. STRENGTH	TEAM	ADJ.	CONF.	ADJ CONF.
Average RPI Loss:	116	RECORD	PCT. RANK	GAMES	SCHEDULE	OF SCHEDULE	RPI	RPI	RPI	RPI
DIV. I ONLY	11- 11	168	7- 3	71	279	126	126	20	20	
DIV. I NON-CONF.	4- 7	222	0- 1	42	235	182	182	20	20	
TOTALS	RPI 1-25	RPI 26-50	W-L RECORDS	RPI 51-100	RPI 101-150	RPI 150+				
11- 11	0- 0	0- 1	OVERALL	0- 4	1- 3	10- 3				
8- 2	0- 0	0- 0	HOME	0- 1	1- 0	7- 1				
3- 8	0- 0	0- 0	AWAY	0- 0	0- 0	3- 0				
0- 1	0- 0	0- 0	NEUTRAL	0- 1	0- 0	0- 0				
4- 7	0- 0	0- 1	NON-CONFERENCE	0- 4	1- 2	3- 0				
4- 1	0- 0	0- 0	HOME	0- 1	1- 0	3- 0				
0- 5	0- 0	0- 1	AWAY	0- 2	0- 2	0- 0				
0- 1	0- 0	0- 0	NEUTRAL	0- 1	0- 0	0- 0				
7- 4	0- 0	0- 0	CONFERENCE	0- 0	0- 1	7- 3				
4- 1	0- 0	0- 0	HOME	0- 0	0- 0	4- 1				
3- 3	0- 0	0- 0	AWAY	0- 0	0- 1	3- 2				
0- 0	0- 0	0- 0	NEUTRAL	0- 0	0- 0	0- 0				

RPI S	Opponent	Score	RPI S	Opponent	Score	RPI S	Opponent	Score	RPI S	Opponent	Score	Team's RPI: 126
43	A Iowa	61 83	71	A Oregon	51 77	106	A Drake	63 73				
			88	H South Dakota	70 73	118	H UNI	64 59				
			89	N UT Martin	58 84	120	A San Francisco	57 74				
			98	A Minnesota	47 57	135	A Idaho	65 92				
						159	A Montana St.	61 69				
						166	H Northern Colo.	54 51				
						181	A Eastern Wash.	57 60				
						190	A Weber St.	85 78				
						190	H Weber St.	56 62				
						199	A Idaho St.	60 57				
						199	H Idaho St.	45 42				
						221	A Montana	61 59				
						226	H Western Ill.	78 67				
						255	H Northern Ariz.	63 56				
						262	H Omaha	67 52				
						319	H North Dakota St.	71 54				
						328	H Southern Utah	68 56				
LAST 12 Division I GAMES:												
190	A Weber St.	85 78	159	A Montana St.	61 69							
199	A Idaho St.	60 57	199	H Idaho St.	45 42							
166	H Northern Colo.	54 51	190	H Weber St.	56 62							
328	H Southern Utah	68 56	181	A Eastern Wash.	57 60							
255	H Northern Ariz.	63 56	135	A Idaho	65 92							
221	A Montana	61 59	98	A Minnesota	47 57							

Non-Div I Games:

North Dakota

Loss, Non-Conf, S Site, H Home A Away N Neutral

Average RPI Win:	322	WON-LOST	WINNING	LAST 10	STRENGTH OF	OPP. STRENGTH	TEAM	ADJ.	CONF.	ADJ CONF.
Average RPI Loss:	172	RECORD	PCT. RANK	GAMES	SCHEDULE	OF SCHEDULE	RPI	RPI	RPI	RPI
DIV. I ONLY	4- 18	315	1- 9	246	290	319	319	18	18	
DIV. I NON-CONF.	3- 8	258	1- 0	318	338	326	326	19	19	
TOTALS	RPI 1-25	RPI 26-50	W-L RECORDS	RPI 51-100	RPI 101-150	RPI 150+				
4- 18	0- 0	0- 0	OVERALL	0- 6	0- 2	4- 10				
2- 7	0- 0	0- 0	HOME	0- 4	0- 0	2- 3				
1- 9	0- 0	0- 0	AWAY	0- 2	0- 2	1- 5				
1- 2	0- 0	0- 0	NEUTRAL	0- 0	0- 0	1- 2				
3- 8	0- 0	0- 0	NON-CONFERENCE	0- 2	0- 1	3- 5				
1- 3	0- 0	0- 0	HOME	0- 2	0- 0	1- 1				
1- 3	0- 0	0- 0	AWAY	0- 0	0- 1	1- 2				
1- 2	0- 0	0- 0	NEUTRAL	0- 0	0- 0	1- 2				
1- 10	0- 0	0- 0	CONFERENCE	0- 4	0- 1	1- 5				
1- 4	0- 0	0- 0	HOME	0- 2	0- 0	1- 2				
0- 6	0- 0	0- 0	AWAY	0- 2	0- 1	0- 3				
0- 0	0- 0	0- 0	NEUTRAL	0- 0	0- 0	0- 0				

RPI 1-25				RPI 26-50				RPI 51-100				RPI 101+ Team's RPI: 319					
RPI	S	Opponent	Score	RPI	S	Opponent	Score	RPI	S	Opponent	Score	RPI	S	Opponent	Score		
								57	A	South Dakota St.	47	81	111	A	IUPUI	44	67
								57	H	South Dakota St.	63	81	126	A	North Dakota	54	71
								86	H	Maine	51	82	161	A	Oral Roberts	58	59
								88	A	South Dakota	54	80	161	H	Oral Roberts	42	52
								88	H	South Dakota	94	96	179	N	Delaware	50	62
								100	H	New Mexico St.	69	79	226	H	Western Ill.	82	94
													232	H	Grand Canyon	67	76
													260	A	San Diego St.	54	64
													262	A	Omaha	52	77
													273	N	Prairie View	79	58
													275	N	N.C. A&T	64	72
													300	A	Denver	53	64
													331	A	Kent St.	54	75
													333	H	IPFW	94	85
													340	A	NJIT	64	59
													341	H	Cal St. Fullerton	79	64
LAST 12 Division I GAMES:																	
				57	A	South Dakota St.	47	81	88	H	South Dakota	94	96				
				161	A	Oral Roberts	58	59	161	H	Oral Roberts	42	52				
				88	A	South Dakota	54	80	300	A	Denver	53	64				
				333	H	IPFW	94	85	57	H	South Dakota St.	63	81				
				226	H	Western Ill.	82	94	262	A	Omaha	52	77				
				111	A	IUPUI	44	67	341	H	Cal St. Fullerton	79	64				

Non-Div I Games: Valley City St. 85 77 St. Mary (NE) 88 68

North Dakota St.

Loss, Non-Conf, S Site, H Home A Away N Neutral

North Florida

Through Games Of Feb. 6, 2016

Average RPI Win:	319	WON-LOST	WINNING	LAST 10	STRENGTH OF	OPP. STRENGTH	TEAM	ADJ.	CONF.	ADJ CONF.
Average RPI Loss:	171	RECORD	PCT. RANK	GAMES	SCHEDULE	OF SCHEDULE	RPI	RPI	RPI	RPI
DIV. I ONLY	4- 16	309	2- 8	174	304	291	291	28	28	
DIV. I NON-CONF.	2- 10	304	0- 4	183	311	298	298	27	27	
TOTALS	RPI 1-25	RPI 26-50	W-L RECORDS	RPI 51-100	RPI 101-150	RPI 150+				
4- 16	0- 1	0- 1	OVERALL	0- 3	0- 2	4- 9				
2- 8	0- 0	0- 1	HOME	0- 1	0- 0	2- 6				
2- 8	0- 1	0- 0	AWAY	0- 2	0- 2	2- 3				
0- 0	0- 0	0- 0	NEUTRAL	0- 0	0- 0	0- 0				
2- 10	0- 1	0- 1	NON-CONFERENCE	0- 1	0- 2	2- 5				
1- 5	0- 0	0- 1	HOME	0- 0	0- 0	1- 4				
1- 5	0- 1	0- 0	AWAY	0- 1	0- 2	1- 1				
0- 0	0- 0	0- 0	NEUTRAL	0- 0	0- 0	0- 0				
2- 6	0- 0	0- 0	CONFERENCE	0- 2	0- 0	2- 4				
1- 3	0- 0	0- 0	HOME	0- 1	0- 0	1- 2				
1- 3	0- 0	0- 0	AWAY	0- 1	0- 0	1- 2				
0- 0	0- 0	0- 0	NEUTRAL	0- 0	0- 0	0- 0				

RPI 1-25				RPI 26-50				RPI 51-100				RPI 101+ Team's RPI: 291			
RPI	S	Opponent	Score	RPI	S	Opponent	Score	RPI	S	Opponent	Score	RPI	S	Opponent	Score
12	A	Florida St.	28 80	37	H	Purdue	47 70	66	A	Nebraska	46 91	130	A	Mercer	54 68
								74	A	FGCU	50 75	131	A	Alabama	47 69
								74	H	FGCU	38 65	170	H	Jacksonville	39 73
												177	A	Stetson	61 81
												235	A	USC Upstate	54 69
												252	H	Bethune-Cookman	49 53
												253	H	UNCW	47 63
												264	A	Georgia St.	63 76
												282	H	Campbell	55 66
												284	H	Kennesaw St.	55 70
												293	H	Towson	74 72
												299	H	South Carolina St.	48 53
												309	A	UMKC	62 55
												335	H	Lipscomb	78 70
												340	A	NJIT	68 51
LAST 12 Division I GAMES:															
				74	A	FGCU	50 75	284	H	Kennesaw St.	55 70				
				177	A	Stetson	61 81	170	H	Jacksonville	39 73				
				74	H	FGCU	38 65	130	A	Mercer	54 68				
				235	A	USC Upstate	54 69	253	H	UNCW	47 63				
				340	A	NJIT	68 51	282	H	Campbell	55 66				
				335	H	Lipscomb	78 70	299	H	South Carolina St.	48 53				

Non-Div I Games: Warner 60 51 Webber Int'l 60 72 Trinity Baptist 97 30




















































North Florida

Loss, Non-Conf, S Site, H Home A Away N Neutral

North Texas




Through Games Of Feb. 6, 2016

Average RPI Win:	179	WON-LOST	WINNING	LAST 10	STRENGTH OF	OPP. STRENGTH	TEAM	ADJ.	CONF.	ADJ CONF.
Average RPI Loss:	140	RECORD	PCT. RANK	GAMES	SCHEDULE	OF SCHEDULE	RPI	RPI	RPI	RPI
DIV. I ONLY	8- 12	232	3- 7	153	142	201	201	12	12	
DIV. I NON-CONF.	5- 5	160	2- 0	196	190	175	175	10	10	
TOTALS	RPI 1-25	RPI 26-50	W-L RECORDS	RPI 51-100	RPI 101-150	RPI 150+				
8- 12	0- 1	1- 0	OVERALL	0- 3	2- 3	5- 5				
4- 6	0- 1	0- 0	HOME	0- 2	1- 1	3- 2				
4- 6	0- 0	1- 0	AWAY	0- 1	1- 2	2- 3				
0- 0	0- 0	0- 0	NEUTRAL	0- 0	0- 0	0- 0				
5- 5	0- 0	1- 0	NON-CONFERENCE	0- 1	1- 2	3- 2				
2- 3	0- 0	0- 0	HOME	0- 1	1- 1	1- 1				
3- 2	0- 0	1- 0	AWAY	0- 0	0- 1	2- 1				
0- 0	0- 0	0- 0	NEUTRAL	0- 0	0- 0	0- 0				
3- 7	0- 1	0- 0	CONFERENCE	0- 2	1- 1	2- 3				
2- 3	0- 1	0- 0	HOME	0- 1	0- 0	2- 1				
1- 4	0- 0	0- 0	AWAY	0- 1	1- 1	0- 2				
0- 0	0- 0	0- 0	NEUTRAL	0- 0	0- 0	0- 0				

RPI 1-25	RPI 26-50	RPI 51-100	RPI 101+	Team's RPI: 201
RPI S Opponent Score	RPI S Opponent Score	RPI S Opponent Score	RPI S Opponent Score	
25  UTEP 67  75	31  Oklahoma 61 57	56  Western Ky. 53  65	111  IUPUI 68 67	
		80  Middle Tenn. 52  76	119  Iona 51  62	
		99  Arizona 44  51	120  San Francisco 61  69	
			139  Marshall 71 63	
			141  Southern Miss. 38  57	
			160  SMU 60 57	
			163  UAB 53 51	
			169  Louisiana Tech 71  77	
			189  Texas St. 62  64	
			190  Weber St. 38  45	
			228  UTSA 68 58	
			245  Rice 97  100	
			245  Rice 73  79	
			283  La Salle 69 63	
			320  Incarnate Word 62 55	
LAST 12 Division I GAMES:				
169  Louisiana Tech 71  77	139  Marshall 71 63			
141  Southern Miss. 38  57	245  Rice 97  100			
245  Rice 73  79	25  UTEP 67  75			
163  UAB 53 51	228  UTSA 68 58			
80  Middle Tenn. 52  76	320  Incarnate Word 62 55			
56  Western Ky. 53  65	283  La Salle 69 63			

Non-Div I Games:

North Texas

 Loss,
  Non-Conf, S Site,
  Home
  Away
 N Neutral

Northeastern

Through Games Of Feb. 6, 2016

Average RPI Win:	207	WON-LOST	WINNING	LAST 10	STRENGTH OF	OPP. STRENGTH	TEAM	ADJ.	CONF.	ADJ CONF.
Average RPI Loss:	117	RECORD	PCT. RANK	GAMES	SCHEDULE	OF SCHEDULE	RPI	RPI	RPI	RPI
DIV. I ONLY	8- 13	242	3- 7	97	176	187	187	13	13	
DIV. I NON-CONF.	5- 6	180	0- 2	152	219	197	197	12	12	
TOTALS	RPI 1-25	RPI 26-50	W-L RECORDS	RPI 51-100	RPI 101-150	RPI 150+				
8- 13	0- 1	0- 1	OVERALL	2- 5	0- 2	6- 4				
3- 7	0- 1	0- 0	HOME	1- 3	0- 1	2- 2				
5- 4	0- 0	0- 0	AWAY	1- 2	0- 0	4- 2				
0- 2	0- 0	0- 1	NEUTRAL	0- 0	0- 1	0- 0				
5- 6	0- 1	0- 1	NON-CONFERENCE	1- 1	0- 2	4- 1				
2- 4	0- 1	0- 0	HOME	1- 1	0- 1	1- 1				
3- 0	0- 0	0- 0	AWAY	0- 0	0- 0	3- 0				
0- 2	0- 0	0- 1	NEUTRAL	0- 0	0- 1	0- 0				
3- 7	0- 0	0- 0	CONFERENCE	1- 4	0- 0	2- 3				
1- 3	0- 0	0- 0	HOME	0- 2	0- 0	1- 1				
2- 4	0- 0	0- 0	AWAY	1- 2	0- 0	1- 2				
0- 0	0- 0	0- 0	NEUTRAL	0- 0	0- 0	0- 0				

RPI 1-25				RPI 26-50				RPI 51-100				RPI 101+				Team's RPI: 187	
RPI	S	Opponent	Score	RPI	S	Opponent	Score	RPI	S	Opponent	Score	RPI	S	Opponent	Score		
18	H	Michigan St.	51 77	33	N	Missouri	56 69	55	A	James Madison	62 85	109	H	Quinnipiac	60 71		
								75	A	Drexel	73 65	121	N	Fresno St.	55 69		
								75	H	Drexel	49 53	179	A	Delaware	52 59		
								77	A	Hofstra	50 75	182	A	William & Mary	62 69		
								78	H	Elon	54 56	182	H	William & Mary	69 68		
								86	H	Maine	56 44	184	A	Col. of Charleston	52 49		
								90	H	Boston College	45 71	205	H	Canisius	57 68		
												215	A	Siena	70 67		
												268	A	New Hampshire	66 54		
												293	H	Towson	71 72		
												298	H	UMES	60 49		
												347	A	Boston U.	77 44		
LAST 12 Division I GAMES:																	
184	A	Col. of Charleston	52 49	182	H	William & Mary	69 68										
182	A	William & Mary	62 69	179	A	Delaware	52 59										
78	H	Elon	54 56	75	A	Drexel	73 65										
75	H	Drexel	49 53	293	H	Towson	71 72										
77	A	Hofstra	50 75	90	H	Boston College	45 71										
55	A	James Madison	62 85	205	H	Canisius	57 68										

Non-Div I Games:

Northeastern

■ Loss,
 ■ Non-Conf, S Site,
 ■ Home
 ■ Away
 N Neutral

Average RPI Win: 280	WON-LOST	WINNING	LAST 10	STRENGTH OF	OPP. STRENGTH	TEAM	ADJ.	CONF.	ADJ CONF.
Average RPI Loss: 141	RECORD	PCT. RANK	GAMES	SCHEDULE	OF SCHEDULE	RPI	RPI	RPI	RPI
DIV. I ONLY	4- 16	309	2- 8	76	276	255	255	20	20
DIV. I NON-CONF.	2- 7	280	0- 1	79	218	209	209	20	20
TOTALS	RPI 1-25	RPI 26-50	W-L RECORDS	RPI 51-100	RPI 101-150	RPI 150+			
4- 16	0- 1	0- 0	OVERALL	0- 3	0- 4	4- 8			
3- 4	0- 0	0- 0	HOME	0- 0	0- 1	3- 3			
1- 11	0- 1	0- 0	AWAY	0- 3	0- 2	1- 5			
0- 1	0- 0	0- 0	NEUTRAL	0- 0	0- 1	0- 0			
2- 7	0- 1	0- 0	NON-CONFERENCE	0- 3	0- 1	2- 2			
1- 1	0- 0	0- 0	HOME	0- 0	0- 0	1- 1			
1- 5	0- 1	0- 0	AWAY	0- 3	0- 0	1- 1			
0- 1	0- 0	0- 0	NEUTRAL	0- 0	0- 1	0- 0			
2- 9	0- 0	0- 0	CONFERENCE	0- 0	0- 3	2- 6			
2- 3	0- 0	0- 0	HOME	0- 0	0- 1	2- 2			
0- 6	0- 0	0- 0	AWAY	0- 0	0- 2	0- 4			
0- 0	0- 0	0- 0	NEUTRAL	0- 0	0- 0	0- 0			

RPI 1-25				RPI 26-50				RPI 51-100				RPI 101+ Team's RPI: 255			
RPI	S	Opponent	Score	RPI	S	Opponent	Score	RPI	S	Opponent	Score	RPI	S	Opponent	Score
25	A	UTEP	66 77					66	A	Nebraska	67 90	126	A	North Dakota	56 63
								94	A	Iowa St.	63 79	135	A	Idaho	59 79
								100	A	New Mexico St.	53 87	135	H	Idaho	51 72
												150	N	Long Beach St.	48 69
												154	H	Hawaii	52 61
												159	A	Montana St.	77 86
												166	A	Northern Colo.	55 79
												174	A	Colorado	66 90
												181	A	Eastern Wash.	65 72
												181	H	Eastern Wash.	71 81
												190	H	Weber St.	56 76
												199	H	Idaho St.	63 62
												221	A	Montana	58 81
												272	H	Lamar	75 63
												322	A	UC Irvine	71 55
												328	H	Southern Utah	57 48
LAST 12 Division I GAMES:															
135	A	Idaho	59 79	181	H	Eastern Wash.	71 81	135	H	Idaho	51 72				
181	A	Eastern Wash.	65 72	328	H	Southern Utah	57 48	159	A	Montana St.	77 86				
199	H	Idaho St.	63 62	221	A	Montana	58 81	94	A	Iowa St.	63 79				
190	H	Weber St.	56 76												
166	A	Northern Colo.	55 79												
126	A	North Dakota	56 63												

Non-Div I Games: N.M. Highlands 91 43 Dixie St. 68 66

Northern Ariz.

■ Loss,
 ■ Non-Conf, S Site,
 ■ Home
 ■ Away
 N Neutral

Average RPI Win: 223	WON-LOST	WINNING	LAST 10	STRENGTH OF	OPP. STRENGTH	TEAM	ADJ.	CONF.	ADJ CONF.
Average RPI Loss: 144	RECORD	PCT. RANK	GAMES	SCHEDULE	OF SCHEDULE	RPI	RPI	RPI	RPI
DIV. I ONLY	9- 11	200	5- 5	133	227	166	166	20	20
DIV. I NON-CONF.	4- 5	193	0- 1	157	93	161	161	20	20
TOTALS	RPI 1-25	RPI 26-50	W-L RECORDS	RPI 51-100	RPI 101-150	RPI 150+			
9- 11	0- 0	0- 1	OVERALL	0- 2	1- 2	8- 6			
5- 2	0- 0	0- 1	HOME	0- 1	0- 0	5- 0			
2- 9	0- 0	0- 0	AWAY	0- 1	0- 2	2- 6			
2- 0	0- 0	0- 0	NEUTRAL	0- 0	1- 0	1- 0			
4- 5	0- 0	0- 1	NON-CONFERENCE	0- 2	1- 0	3- 2			
1- 2	0- 0	0- 1	HOME	0- 1	0- 0	1- 0			
1- 3	0- 0	0- 0	AWAY	0- 1	0- 0	1- 2			
2- 0	0- 0	0- 0	NEUTRAL	0- 0	1- 0	1- 0			
5- 6	0- 0	0- 0	CONFERENCE	0- 0	0- 2	5- 4			
4- 0	0- 0	0- 0	HOME	0- 0	0- 0	4- 0			
1- 6	0- 0	0- 0	AWAY	0- 0	0- 2	1- 4			
0- 0	0- 0	0- 0	NEUTRAL	0- 0	0- 0	0- 0			

RPI S	Opponent	Score	RPI S	Opponent	Score	RPI S	Opponent	Score	RPI S	Opponent	Score	Team's RPI: 166
47	H St. Mary's (CA)	52 65	57	A South Dakota St.	62 66	105	N Akron	78 65	126	A North Dakota	51 54	
			60	H Colorado St.	46 62	135	A Idaho	56 66	159	A Montana St.	58 66	
						174	A Colorado	41 63	181	A Eastern Wash.	55 59	
						190	A Weber St.	79 82	190	H Weber St.	65 63	
						199	A Idaho St.	61 59	199	H Idaho St.	48 47	
						209	N Valparaiso	77 63	218	H Utah St.	74 60	
						221	A Montana	46 58	232	A Grand Canyon	59 69	
						255	H Northern Ariz.	79 55	300	A Denver	60 51	
						328	H Southern Utah	64 44				
LAST 12 Division I GAMES:												
199	A Idaho St.	61 59	221	A Montana	46 58							
190	A Weber St.	79 82	190	H Weber St.	65 63							
126	A North Dakota	51 54	199	H Idaho St.	48 47							
255	H Northern Ariz.	79 55	135	A Idaho	56 66							
328	H Southern Utah	64 44	181	A Eastern Wash.	55 59							
159	A Montana St.	58 66	232	A Grand Canyon	59 69							

Non-Div I Games: Western St. 101 48

Northern Colo.

■ Loss,
 ■ Non-Conf, S Site,
 ■ Home
 ■ Away
 N Neutral

NORTH CAROLINA				THROUGH GAMES OF FEB. 27, 1918						
Average RPI Win:	249	WON-LOST	WINNING	LAST 10	STRENGTH OF	OPP. STRENGTH	TEAM	ADJ.	CONF.	ADJ CONF.
Average RPI Loss:	156	RECORD	PCT. RANK	GAMES	SCHEDULE	OF SCHEDULE	RPI	RPI	RPI	RPI
DIV. I ONLY	8- 12	232	1- 1	295	178	256	256	11	11	
DIV. I NON-CONF.	6- 4	125	1- 0	347	258	251	251	13	13	
TOTALS	RPI 1-25	RPI 26-50	W-L RECORDS	RPI 51-100	RPI 101-150	RPI 150+				
8- 12	0- 0	0- 2	OVERALL	0- 1	3- 2	5- 7				
4- 3	0- 0	0- 1	HOME	0- 0	2- 1	2- 1				
2- 8	0- 0	0- 1	AWAY	0- 1	1- 1	1- 5				
2- 1	0- 0	0- 0	NEUTRAL	0- 0	0- 0	2- 1				
6- 4	0- 0	0- 0	NON-CONFERENCE	0- 0	1- 0	5- 4				
3- 0	0- 0	0- 0	HOME	0- 0	1- 0	2- 0				
1- 3	0- 0	0- 0	AWAY	0- 0	0- 0	1- 3				
2- 1	0- 0	0- 0	NEUTRAL	0- 0	0- 0	2- 1				
2- 8	0- 0	0- 2	CONFERENCE	0- 1	2- 2	0- 3				
1- 3	0- 0	0- 1	HOME	0- 0	1- 1	0- 1				
1- 5	0- 0	0- 1	AWAY	0- 1	1- 1	0- 2				
0- 0	0- 0	0- 0	NEUTRAL	0- 0	0- 0	0- 0				

RPI 1-25				RPI 26-50				RPI 51-100				RPI 101+				Team's RPI: 256	
RPI	S	Opponent	Score	RPI	S	Opponent	Score	RPI	S	Opponent	Score	RPI	S	Opponent	Score		
				35	A	Ohio	70 95	84	A	Central Mich.	63 95	105	A	Akron	65 58		
				35	H	Ohio	47 72					106	H	Drake	87 73		
												108	A	Toledo	59 66		
												110	H	Eastern Mich.	80 87		
												132	H	Buffalo	76 74		
												155	A	SIUE	67 93		
												158	A	Wisconsin	62 89		
												176	A	Milwaukee	58 73		
												192	N	Kansas	58 66		
												231	H	Bowling Green	43 58		
												251	A	Miami (OH)	60 66		
												314	H	Bradley	68 64		
												317	N	Illinois St.	68 59		
												331	A	Kent St.	85 95		
												337	H	Eastern Ill.	79 63		
												339	A	Chicago St.	68 50		
												341	N	Cal St. Fullerton	72 49		
LAST 12 Division I GAMES:																	
				341	N	Cal St. Fullerton	72 49	108	A	Toledo	59 66						
				35	A	Ohio	70 95	84	A	Central Mich.	63 95						
				132	H	Buffalo	76 74	110	H	Eastern Mich.	80 87						
				331	A	Kent St.	85 95	251	A	Miami (OH)	60 66						
				35	H	Ohio	47 72	105	A	Akron	65 58						
				231	H	Bowling Green	43 58	339	A	Chicago St.	68 50						

Non-Div I Games:	Wis. Lutheran	69	42
------------------	---------------	----	----

Northern Ill.

Loss, Non-Conf, S Site, H Home A Away N Neutral

Average RPI Win:	222	WON-LOST	WINNING	LAST 10	STRENGTH OF	OPP. STRENGTH	TEAM	ADJ.	CONF.	ADJ CONF.
Average RPI Loss:	126	RECORD	PCT. RANK	GAMES	SCHEDULE	OF SCHEDULE	RPI	RPI	RPI	RPI
DIV. I ONLY	12- 8	115	6- 4	197	141	149	149	14	14	
DIV. I NON-CONF.	6- 3	100	0- 1	276	118	172	172	15	15	
TOTALS	RPI 1-25	RPI 26-50	W-L RECORDS	RPI 51-100	RPI 101-150	RPI 150+				
12- 8	0- 2	0- 0	OVERALL	1- 0	1- 2	10- 4				
5- 5	0- 2	0- 0	HOME	1- 0	0- 1	4- 2				
7- 3	0- 0	0- 0	AWAY	0- 0	1- 1	6- 2				
0- 0	0- 0	0- 0	NEUTRAL	0- 0	0- 0	0- 0				
6- 3	0- 1	0- 0	NON-CONFERENCE	1- 0	0- 1	5- 1				
4- 2	0- 1	0- 0	HOME	1- 0	0- 1	3- 0				
2- 1	0- 0	0- 0	AWAY	0- 0	0- 0	2- 1				
0- 0	0- 0	0- 0	NEUTRAL	0- 0	0- 0	0- 0				
6- 5	0- 1	0- 0	CONFERENCE	0- 0	1- 1	5- 3				
1- 3	0- 1	0- 0	HOME	0- 0	0- 0	1- 2				
5- 2	0- 0	0- 0	AWAY	0- 0	1- 1	4- 1				
0- 0	0- 0	0- 0	NEUTRAL	0- 0	0- 0	0- 0				

RPI	S	Opponent	Score	RPI	S	Opponent	Score	RPI	S	Opponent	Score	RPI	S	Opponent	Score	Team's RPI: 149
16	H	Kentucky	65 84					81	H	Marquette	83 78	102	A	Wright St.	61 66	
22	H	Green Bay	73 81									105	H	Akron	75 77	
												124	A	Youngstown St.	88 77	
												162	A	Detroit	65 66	
												176	H	Milwaukee	60 86	
												196	A	Robert Morris	72 70	
												207	A	Oakland	75 71	
												209	A	Valparaiso	68 50	
												209	H	Valparaiso	60 61	
												212	A	Cincinnati	68 71	
												219	A	Ill.-Chicago	72 61	
												219	H	Ill.-Chicago	55 53	
												249	H	Indiana St.	73 67	
												251	A	Miami (OH)	71 57	
												280	H	Tennessee Tech	88 62	
												301	A	Cleveland St.	83 51	
												333	H	IPFW	77 64	
LAST 12 Division I GAMES:																
209	A	Valparaiso	68 50	162	A	Detroit	65 66									
219	A	Ill.-Chicago	72 61	207	A	Oakland	75 71									
124	A	Youngstown St.	88 77	102	A	Wright St.	61 66									
301	A	Cleveland St.	83 51	219	H	Ill.-Chicago	55 53									
176	H	Milwaukee	60 86	209	H	Valparaiso	60 61									
22	H	Green Bay	73 81	105	H	Akron	75 77									

Non-Div I Games: Ind.-Kokomo 104 33 West Virginia St. 92 47

Northern Ky.

Loss, Non-Conf, S Site, H Home A Away N Neutral

Northwestern

Through Games Of Feb. 6, 2016

Average RPI Win:	173	WON-LOST	WINNING	LAST 10	STRENGTH OF	OPP. STRENGTH	TEAM	ADJ.	CONF.	ADJ CONF.
Average RPI Loss:	47	RECORD	PCT. RANK	GAMES	SCHEDULE	OF SCHEDULE	RPI	RPI	RPI	RPI
DIV. I ONLY	14- 9	109	3- 7	61	52	79	79	4	4	
DIV. I NON-CONF.	11- 1	16	1- 0	241	179	72	72	4	4	
TOTALS	RPI 1-25	RPI 26-50	W-L RECORDS	RPI 51-100	RPI 101-150	RPI 150+				
14- 9	1- 4	0- 3	OVERALL	1- 1	4- 1	8- 0				
8- 4	1- 1	0- 3	HOME	1- 0	1- 0	5- 0				
3- 5	0- 0	0- 0	AWAY	0- 0	2- 1	1- 0				
3- 0	0- 0	0- 0	NEUTRAL	0- 0	1- 0	2- 0				
11- 1	0- 1	0- 0	NON-CONFERENCE	0- 0	4- 0	7- 0				
6- 1	0- 1	0- 0	HOME	0- 0	1- 0	5- 0				
2- 0	0- 0	0- 0	AWAY	0- 0	2- 0	0- 0				
3- 0	0- 0	0- 0	NEUTRAL	0- 0	1- 0	2- 0				
3- 8	1- 3	0- 3	CONFERENCE	1- 1	0- 1	1- 0				
2- 3	1- 0	0- 3	HOME	1- 0	0- 0	0- 0				
1- 5	0- 3	0- 0	AWAY	0- 1	0- 1	1- 0				
0- 0	0- 0	0- 0	NEUTRAL	0- 0	0- 0	0- 0				

RPI	S	Opponent	Score	RPI	S	Opponent	Score	RPI	S	Opponent	Score	RPI	S	Opponent	Score
6	A	Ohio St.	73 76	37	H	Purdue	71 85	66	H	Nebraska	85 62	114	N	Creighton	75 52
6	H	Ohio St.	86 82	43	H	Iowa	64 79	98	A	Minnesota	92 95	115	A	North Carolina	85 72
11	A	Maryland	62 80	46	H	Indiana	84 91					125	H	Western Mich.	86 62
18	A	Michigan St.	51 74									137	A	Penn St.	72 79
23	H	DePaul	64 77									142	A	Loyola Chicago	81 72
												152	A	Illinois	69 59
												165	N	East Carolina	78 75
												176	H	Milwaukee	69 44
												181	N	Eastern Wash.	74 70
												199	H	Idaho St.	72 36
												309	H	UMKC	80 38
												332	H	Alcorn	91 47
												334	H	Howard	89 49
LAST 12 Division I GAMES:															
152	A	Illinois	69 59	6	H	Ohio St.	86 82								
43	H	Iowa	64 79	18	A	Michigan St.	51 74								
6	A	Ohio St.	73 76	37	H	Purdue	71 85								
46	H	Indiana	84 91	66	H	Nebraska	85 62								
98	A	Minnesota	92 95	137	A	Penn St.	72 79								
11	A	Maryland	62 80	309	H	UMKC	80 38								

Non-Div I Games:

Northwestern

■ Loss,
■ Non-Conf, S Site,
■ Home
■ Away
N Neutral

Average RPI Win:	282	WON-LOST	WINNING	LAST 10	STRENGTH OF	OPP. STRENGTH	TEAM	ADJ.	CONF.	ADJ CONF.
Average RPI Loss:	131	RECORD	PCT. RANK	GAMES	SCHEDULE	OF SCHEDULE	RPI	RPI	RPI	RPI
DIV. I ONLY	8- 10	205	5- 5	104	314	173	173	27	27	
DIV. I NON-CONF.	2- 5	253	0- 0	4	298	130	130	26	26	
TOTALS	RPI 1-25	RPI 26-50	W-L RECORDS	RPI 51-100	RPI 101-150	RPI 150+				
8- 10	0- 2	0- 0	OVERALL	0- 2	0- 2	8- 4				
6- 1	0- 0	0- 0	HOME	0- 0	0- 1	6- 0				
2- 8	0- 1	0- 0	AWAY	0- 0	0- 0	2- 0				
0- 1	0- 0	0- 0	NEUTRAL	0- 0	0- 1	0- 0				
2- 5	0- 2	0- 0	NON-CONFERENCE	0- 1	0- 1	2- 1				
2- 0	0- 0	0- 0	HOME	0- 0	0- 0	2- 0				
0- 4	0- 2	0- 0	AWAY	0- 1	0- 0	0- 1				
0- 1	0- 0	0- 0	NEUTRAL	0- 0	0- 1	0- 0				
6- 5	0- 0	0- 0	CONFERENCE	0- 1	0- 1	6- 3				
4- 1	0- 0	0- 0	HOME	0- 0	0- 1	4- 0				
2- 4	0- 0	0- 0	AWAY	0- 1	0- 0	2- 3				
0- 0	0- 0	0- 0	NEUTRAL	0- 0	0- 0	0- 0				

RPI 1-25				RPI 26-50				RPI 51-100				RPI 101+ Team's RPI: 173			
RPI	S	Opponent	Score	RPI	S	Opponent	Score	RPI	S	Opponent	Score	RPI	S	Opponent	Score
4	A	Baylor	44 86					62	A	Abilene Christian	46 67	113	H	Central Ark.	49 74
8	A	Texas	33 86					100	A	New Mexico St.	54 65	150	N	Long Beach St.	59 60
												160	A	SMU	36 74
												172	A	McNeese St.	74 78
												202	H	Grambling	71 62
												233	A	Stephen F. Austin	52 68
												242	H	Houston Baptist	55 44
												258	H	Sam Houston St.	69 49
												272	A	Lamar	73 51
												308	H	Southeastern La.	82 62
												312	A	Nicholls St.	61 70
												320	A	Incarnate Word	53 48
												325	H	Jackson St.	59 54
												326	H	A&M-Corpus Christi	60 43
LAST 12 Division I GAMES:															
233	A	Stephen F. Austin	52 68	326	H	A&M-Corpus Christi	60 43								
308	H	Southeastern La.	82 62	320	A	Incarnate Word	53 48								
113	H	Central Ark.	49 74	62	A	Abilene Christian	46 67								
172	A	McNeese St.	74 78	258	H	Sam Houston St.	69 49								
312	A	Nicholls St.	61 70	242	H	Houston Baptist	55 44								
272	A	Lamar	73 51	325	H	Jackson St.	59 54								

Non-Div I Games: LeTourneau 73 44 Xavier (LA) 73 57 LSU-Alexandria 94 65 Central Baptist 86 56 Northwestern St.

Average RPI Win:	82	WON-LOST	WINNING	LAST 10	STRENGTH OF	OPP. STRENGTH	TEAM	ADJ.	CONF.	ADJ CONF.
Average RPI Loss:	3	RECORD	PCT. RANK	GAMES	SCHEDULE	OF SCHEDULE	RPI	RPI	RPI	RPI
DIV. I ONLY	22- 1	4	4- 0	3	1	1	1	5	5	
DIV. I NON-CONF.	12- 1	10	1- 0	9	1	2	2	5	5	
TOTALS	RPI 1-25	RPI 26-50	W-L RECORDS	RPI 51-100	RPI 101-150	RPI 150+				
22- 1	5- 1	3- 0	OVERALL	7- 0	5- 0	2- 0				
11- 0	4- 0	2- 0	HOME	1- 0	4- 0	0- 0				
9- 1	0- 1	1- 0	AWAY	6- 0	1- 0	1- 0				
2- 0	1- 0	0- 0	NEUTRAL	0- 0	0- 0	1- 0				
12- 1	5- 1	0- 0	NON-CONFERENCE	3- 0	2- 0	2- 0				
6- 0	4- 0	0- 0	HOME	0- 0	2- 0	0- 0				
4- 1	0- 1	0- 0	AWAY	3- 0	0- 0	1- 0				
2- 0	1- 0	0- 0	NEUTRAL	0- 0	0- 0	1- 0				
10- 0	0- 0	3- 0	CONFERENCE	4- 0	3- 0	0- 0				
5- 0	0- 0	2- 0	HOME	1- 0	2- 0	0- 0				
5- 0	0- 0	1- 0	AWAY	3- 0	1- 0	0- 0				
0- 0	0- 0	0- 0	NEUTRAL	0- 0	0- 0	0- 0				

RPI	S	Opponent	Score	RPI	S	Opponent	Score	RPI	S	Opponent	Score	RPI	S	Opponent	Score
3	A	UConn	81 91	30	H	Syracuse	90 62	57	A	South Dakota St.	75 64	101	H	Virginia Tech	80 41
6	H	Ohio St.	75 72	34	H	North Carolina St.	82 46	76	A	Georgia Tech	54 42	103	H	Bucknell	85 54
7	H	Oregon St.	62 61	39	A	Duke	68 61	76	H	Georgia Tech	85 76	108	H	Toledo	74 39
9	N	UCLA	92 84					85	A	Virginia	74 46	115	H	North Carolina	88 54
13	H	Tennessee	79 66					87	A	Saint Joseph's	91 55	148	A	Pittsburgh	65 55
23	H	DePaul	95 90					90	A	Boston College	63 50	209	A	Valparaiso	110 54
								94	A	TCU	88 72	300	N	Denver	94 52
LAST 12 Division I GAMES:															
		9 N UCLA	92 84			13 H Tennessee	79 66								
		34 H North Carolina St.	82 46			90 A Boston College	63 50								
		39 A Duke	68 61			115 H North Carolina	88 54								
		76 A Georgia Tech	54 42			85 A Virginia	74 46								
		101 H Virginia Tech	80 41			148 A Pittsburgh	65 55								
		30 H Syracuse	90 62			76 H Georgia Tech	85 76								

Non-Div I Games:

Notre Dame

Average RPI Win:	255	WON-LOST	WINNING	LAST 10	STRENGTH OF	OPP. STRENGTH	TEAM	ADJ.	CONF.	ADJ CONF.
Average RPI Loss:	154	RECORD	PCT. RANK	GAMES	SCHEDULE	OF SCHEDULE	RPI	RPI	RPI	RPI
DIV. I ONLY	10- 10	168	4- 6	278	220	207	207	14	14	
DIV. I NON-CONF.	6- 3	100	2- 0	338	306	227	227	15	15	
TOTALS	RPI 1-25	RPI 26-50	W-L RECORDS	RPI 51-100	RPI 101-150	RPI 150+				
10- 10	1- 1	0- 0	OVERALL	0- 1	0- 4	9- 4				
3- 5	0- 1	0- 0	HOME	0- 1	0- 3	3- 0				
7- 5	1- 0	0- 0	AWAY	0- 0	0- 1	6- 4				
0- 0	0- 0	0- 0	NEUTRAL	0- 0	0- 0	0- 0				
6- 3	0- 1	0- 0	NON-CONFERENCE	0- 1	0- 0	6- 1				
2- 2	0- 1	0- 0	HOME	0- 1	0- 0	2- 0				
4- 1	0- 0	0- 0	AWAY	0- 0	0- 0	4- 1				
0- 0	0- 0	0- 0	NEUTRAL	0- 0	0- 0	0- 0				
4- 7	1- 0	0- 0	CONFERENCE	0- 0	0- 4	3- 3				
1- 3	0- 0	0- 0	HOME	0- 0	0- 3	1- 0				
3- 4	1- 0	0- 0	AWAY	0- 0	0- 1	2- 3				
0- 0	0- 0	0- 0	NEUTRAL	0- 0	0- 0	0- 0				

RPI	S	Opponent	Score	RPI	S	Opponent	Score	RPI	S	Opponent	Score	RPI	S	Opponent	Score	Team's RPI: 207
18	H	Michigan St.	62 82					84	H	Central Mich.	87 110	102	H	Wright St.	72 77	
22	A	Green Bay	58 56									124	A	Youngstown St.	63 67	
												124	H	Youngstown St.	77 96	
												149	H	Northern Ky.	71 75	
												162	A	Detroit	79 73	
												176	A	Milwaukee	64 77	
												209	A	Valparaiso	66 81	
												219	A	Ill.-Chicago	78 76	
												251	A	Miami (OH)	54 65	
												266	H	Dartmouth	78 60	
												274	A	Vermont	74 68	
												289	A	Niagara	77 67	
												301	A	Cleveland St.	75 88	
												301	H	Cleveland St.	79 69	
												333	H	IPFW	81 74	
												339	A	Chicago St.	74 51	
												348	A	Norfolk St.	83 73	
LAST 12 Division I GAMES:																
301	A	Cleveland St.	75 88	149	H	Northern Ky.	71 75									
124	A	Youngstown St.	63 67	209	A	Valparaiso	66 81									
176	A	Milwaukee	64 77	219	A	Ill.-Chicago	78 76									
22	A	Green Bay	58 56	301	H	Cleveland St.	79 69									
162	A	Detroit	79 73	274	A	Vermont	74 68									
102	H	Wright St.	72 77	333	H	IPFW	81 74									

Non-Div I Games: Rochester College 83 49 Mich.-Dearborn 123 38

Oakland

Loss, Non-Conf, S Site, H Home A Away N Neutral

Average RPI Win:	175	WON-LOST	WINNING	LAST 10	STRENGTH OF	OPP. STRENGTH	TEAM	ADJ.	CONF.	ADJ CONF.
Average RPI Loss:	91	RECORD	PCT. RANK	GAMES	SCHEDULE	OF SCHEDULE	RPI	RPI	RPI	RPI
DIV. I ONLY	18- 4	29	9- 1	122	108	35	35	11	11	
DIV. I NON-CONF.	8- 3	77	1- 0	194	58	67	67	13	13	
TOTALS	RPI 1-25	RPI 26-50	W-L RECORDS	RPI 51-100	RPI 101-150	RPI 150+				
18- 4	0- 0	1- 1	OVERALL	5- 1	3- 1	9- 1				
8- 0	0- 0	0- 0	HOME	3- 0	2- 0	3- 0				
6- 4	0- 0	0- 0	AWAY	1- 1	1- 0	4- 0				
4- 0	0- 0	1- 0	NEUTRAL	1- 0	0- 0	2- 0				
8- 3	0- 0	1- 1	NON-CONFERENCE	2- 1	0- 0	5- 1				
3- 0	0- 0	0- 0	HOME	1- 0	0- 0	2- 0				
1- 3	0- 0	0- 1	AWAY	0- 1	0- 0	1- 1				
4- 0	0- 0	1- 0	NEUTRAL	1- 0	0- 0	2- 0				
10- 1	0- 0	0- 0	CONFERENCE	3- 0	3- 1	4- 0				
5- 0	0- 0	0- 0	HOME	2- 0	2- 0	1- 0				
5- 1	0- 0	0- 0	AWAY	1- 0	1- 1	3- 0				
0- 0	0- 0	0- 0	NEUTRAL	0- 0	0- 0	0- 0				

RPI 1-25				RPI 26-50				Team's RPI: 35				RPI 51-100				RPI 101+			
RPI	S	Opponent	Score	RPI	S	Opponent	Score	RPI	S	Opponent	Score	RPI	S	Opponent	Score	RPI	S	Opponent	Score
27	A	Duquesne	47 64	46	N	Indiana	63 56	51	A	Vanderbilt	59 62	105	H	Akron	75 55				
								54	A	Ball St.	68 67	110	A	Eastern Mich.	71 64				
								54	H	Ball St.	73 48	125	H	Western Mich.	73 63				
								74	N	FGCU	69 57	132	A	Buffalo	43 51				
								80	H	Middle Tenn.	72 49	152	A	Illinois	53 62				
								84	H	Central Mich.	86 84	165	N	East Carolina	64 61				
												231	A	Bowling Green	72 57				
												253	A	UNCW	75 59				
												256	A	Northern Ill.	72 47				
												256	H	Northern Ill.	95 70				
												286	H	Saint Francis (PA)	91 65				
												313	N	Winthrop	75 54				
												331	A	Kent St.	93 54				
												333	H	IPFW	79 52				
LAST 12 Division I GAMES:																			
256	H	Northern Ill.	95 70	84	H	Central Mich.	86 84												
132	A	Buffalo	43 51	110	A	Eastern Mich.	71 64												
54	A	Ball St.	68 67	231	A	Bowling Green	72 57												
105	H	Akron	75 55	54	H	Ball St.	73 48												
256	A	Northern Ill.	72 47	125	H	Western Mich.	73 63												
331	A	Kent St.	93 54	80	H	Middle Tenn.	72 49												

Non-Div I Games:

Ohio

Average RPI Win:	103	WON-LOST	WINNING	LAST 10	STRENGTH OF	OPP. STRENGTH	TEAM	ADJ.	CONF.	ADJ CONF.
Average RPI Loss:	21	RECORD	PCT. RANK	GAMES	SCHEDULE	OF SCHEDULE	RPI	RPI	RPI	RPI
DIV. I ONLY	18- 4	29	9- 1	4	11	6	6	4	4	
DIV. I NON-CONF.	8- 3	77	1- 0	8	42	10	10	4	4	
TOTALS	RPI 1-25	RPI 26-50	W-L RECORDS	RPI 51-100	RPI 101-150	RPI 150+				
18- 4	3- 3	5- 0	OVERALL	3- 1	2- 0	5- 0				
11- 1	1- 1	4- 0	HOME	2- 0	1- 0	3- 0				
5- 3	1- 2	1- 0	AWAY	1- 1	0- 0	2- 0				
2- 0	1- 0	0- 0	NEUTRAL	0- 0	1- 0	0- 0				
8- 3	1- 3	1- 0	NON-CONFERENCE	1- 0	2- 0	3- 0				
5- 1	0- 1	1- 0	HOME	1- 0	1- 0	2- 0				
1- 2	0- 2	0- 0	AWAY	0- 0	0- 0	1- 0				
2- 0	1- 0	0- 0	NEUTRAL	0- 0	1- 0	0- 0				
10- 1	2- 0	4- 0	CONFERENCE	2- 1	0- 0	2- 0				
6- 0	1- 0	3- 0	HOME	1- 0	0- 0	1- 0				
4- 1	1- 0	1- 0	AWAY	1- 1	0- 0	1- 0				
0- 0	0- 0	0- 0	NEUTRAL	0- 0	0- 0	0- 0				

RPI 1-25				Team's RPI: 6				RPI 26-50				RPI 51-100				RPI 101+			
RPI	S	Opponent	Score					RPI	S	Opponent	Score					RPI	S	Opponent	Score
1	A	Notre Dame	72	75				37	H	Purdue	90	70				72	A	Michigan	97 93
2	A	South Carolina	80	88				44	A	Rutgers	67	58				79	A	Northwestern	82 86
3	H	UConn	56	100				44	H	Rutgers	90	78				79	H	Northwestern	76 73
11	A	Maryland	80	71				46	H	Indiana	97	70				85	H	Virginia	93 73
18	H	Michigan St.	85	80				50	H	Princeton	90	70							
19	N	Texas A&M	95	80															
LAST 12 Division I GAMES:																			
158	H	Wisconsin	87	61				79	A	Northwestern	82	86							
152	A	Illinois	80	70				44	H	Rutgers	90	78							
79	H	Northwestern	76	73				46	H	Indiana	97	70							
44	A	Rutgers	67	58				11	A	Maryland	80	71							
72	A	Michigan	97	93				18	H	Michigan St.	85	80							
37	H	Purdue	90	70				85	H	Virginia	93	73							

Non-Div I Games:

Ohio St.

Average RPI Win:	131	WON-LOST	WINNING	LAST 10	STRENGTH OF	OPP. STRENGTH	TEAM	ADJ.	CONF.	ADJ CONF.
Average RPI Loss:	44	RECORD	PCT. RANK	GAMES	SCHEDULE	OF SCHEDULE	RPI	RPI	RPI	RPI
DIV. I ONLY	16- 6	54	6- 4	45	12	31	31	3	3	
DIV. I NON-CONF.	9- 2	37	0- 1	191	15	63	63	3	3	
TOTALS	RPI 1-25	RPI 26-50	W-L RECORDS	RPI 51-100	RPI 101-150	RPI 150+				
16- 6	1- 5	2- 0	OVERALL	6- 0	1- 0	6- 1				
9- 2	1- 1	1- 0	HOME	2- 0	1- 0	4- 1				
5- 3	0- 3	1- 0	AWAY	2- 0	0- 0	2- 0				
2- 1	0- 1	0- 0	NEUTRAL	2- 0	0- 0	0- 0				
9- 2	1- 1	1- 0	NON-CONFERENCE	2- 0	0- 0	5- 1				
4- 1	1- 0	0- 0	HOME	0- 0	0- 0	3- 1				
3- 0	0- 0	1- 0	AWAY	0- 0	0- 0	2- 0				
2- 1	0- 1	0- 0	NEUTRAL	2- 0	0- 0	0- 0				
7- 4	0- 4	1- 0	CONFERENCE	4- 0	1- 0	1- 0				
5- 1	0- 1	1- 0	HOME	2- 0	1- 0	1- 0				
2- 3	0- 3	0- 0	AWAY	2- 0	0- 0	0- 0				
0- 0	0- 0	0- 0	NEUTRAL	0- 0	0- 0	0- 0				

RPI 1-25				RPI 26-50				RPI 51-100				RPI 101+			
RPI	S	Opponent	Score	RPI	S	Opponent	Score	RPI	S	Opponent	Score	RPI	S	Opponent	Score
4	A	Baylor	68 78	28	A	Washington	71 68	52	H	Kansas St.	68 58	128	H	Texas Tech	92 53
8	A	Texas	76 83	38	H	West Virginia	57 54	68	N	Utah	70 55	171	H	Little Rock	65 52
14	H	BYU	73 47					90	N	Boston College	76 61	180	A	Tulsa	75 62
17	A	Oklahoma St.	42 73					94	A	TCU	78 65	192	H	Kansas	67 44
17	H	Oklahoma St.	69 71					94	A	Iowa St.	77 71	201	H	North Texas	57 61
19	N	Texas A&M	68 74					94	H	TCU	77 64	228	H	UTSA	80 41
												313	H	Winthrop	78 48
												314	A	Bradley	79 46
LAST 12 Division I GAMES:															
94	H	TCU	77 64	17	A	Oklahoma St.	42 73								
17	H	Oklahoma St.	69 71	52	H	Kansas St.	68 58								
94	A	Iowa St.	77 71	94	A	TCU	78 65								
38	H	West Virginia	57 54	4	A	Baylor	68 78								
8	A	Texas	76 83	192	H	Kansas	67 44								
128	H	Texas Tech	92 53	19	N	Texas A&M	68 74								

Non-Div I Games:

Oklahoma

■ Loss,
■ Non-Conf, S Site,
■ Home
■ Away
N Neutral

Average RPI Win:	142	WON-LOST	WINNING	LAST 10	STRENGTH OF	OPP. STRENGTH	TEAM	ADJ.	CONF.	ADJ CONF.
Average RPI Loss:	50	RECORD	PCT. RANK	GAMES	SCHEDULE	OF SCHEDULE	RPI	RPI	RPI	RPI
DIV. I ONLY	17- 4	32	7- 3	51	56	17	17	3	3	
DIV. I NON-CONF.	10- 1	19	2- 0	168	194	32	32	3	3	
TOTALS	RPI 1-25	RPI 26-50	W-L RECORDS	RPI 51-100	RPI 101-150	RPI 150+				
17- 4	1- 1	2- 1	OVERALL	4- 2	2- 0	8- 0				
12- 1	1- 1	1- 0	HOME	3- 0	1- 0	6- 0				
5- 3	0- 0	1- 1	AWAY	1- 2	1- 0	2- 0				
0- 0	0- 0	0- 0	NEUTRAL	0- 0	0- 0	0- 0				
10- 1	0- 0	0- 1	NON-CONFERENCE	2- 0	1- 0	7- 0				
8- 0	0- 0	0- 0	HOME	1- 0	1- 0	6- 0				
2- 1	0- 0	0- 1	AWAY	1- 0	0- 0	1- 0				
0- 0	0- 0	0- 0	NEUTRAL	0- 0	0- 0	0- 0				
7- 3	1- 1	2- 0	CONFERENCE	2- 2	1- 0	1- 0				
4- 1	1- 1	1- 0	HOME	2- 0	0- 0	0- 0				
3- 2	0- 0	1- 0	AWAY	0- 2	1- 0	1- 0				
0- 0	0- 0	0- 0	NEUTRAL	0- 0	0- 0	0- 0				

RPI	S	Opponent	Score	RPI	S	Opponent	Score	RPI	S	Opponent	Score	RPI	S	Opponent	Score
4	H	Baylor	52 45	31	A	Oklahoma	71 69	52	A	Kansas St.	44 47	115	H	North Carolina	77 67
8	H	Texas	48 78	31	H	Oklahoma	73 42	63	H	Washington St.	70 60	128	A	Texas Tech	69 46
				45	A	South Fla.	46 68	91	A	Missouri St.	74 55	155	H	SIUE	86 61
								94	A	Iowa St.	42 49	161	H	Oral Roberts	59 55
								94	H	Iowa St.	79 76	186	H	UTRGV	78 54
								94	H	TCU	80 52	192	A	Kansas	74 46
												239	H	Texas Southern	87 52
												261	A	UCF	74 55
												272	H	Lamar	90 45
												304	H	Savannah St.	76 48
LAST 12 Division I GAMES:															
31	A	Oklahoma	71 69	8	H	Texas	48 78	128	A	Texas Tech	69 46	94	A	Iowa St.	42 49
94	H	TCU	80 52	4	H	Baylor	52 45	304	H	Savannah St.	76 48	261	A	UCF	74 55
192	A	Kansas	74 46												
94	H	Iowa St.	79 76												
31	H	Oklahoma	73 42												
52	A	Kansas St.	44 47												

Non-Div I Games:

Oklahoma St.

Average RPI Win:	211	WON-LOST	WINNING	LAST 10	STRENGTH OF	OPP. STRENGTH	TEAM	ADJ.	CONF.	ADJ CONF.
Average RPI Loss:	119	RECORD	PCT. RANK	GAMES	SCHEDULE	OF SCHEDULE	RPI	RPI	RPI	RPI
DIV. I ONLY	10- 12	195	6- 4	94	171	156	156	12	12	
DIV. I NON-CONF.	4- 8	234	1- 1	165	249	220	220	10	10	
TOTALS	RPI 1-25	RPI 26-50	W-L RECORDS	RPI 51-100	RPI 101-150	RPI 150+				
10- 12	0- 1	0- 1	OVERALL	3- 3	1- 2	6- 5				
6- 3	0- 0	0- 1	HOME	1- 0	1- 0	4- 2				
4- 6	0- 0	0- 0	AWAY	2- 2	0- 1	2- 3				
0- 3	0- 1	0- 0	NEUTRAL	0- 1	0- 1	0- 0				
4- 8	0- 1	0- 1	NON-CONFERENCE	0- 2	0- 1	4- 3				
2- 2	0- 0	0- 1	HOME	0- 0	0- 0	2- 1				
2- 3	0- 0	0- 0	AWAY	0- 1	0- 0	2- 2				
0- 3	0- 1	0- 0	NEUTRAL	0- 1	0- 1	0- 0				
6- 4	0- 0	0- 0	CONFERENCE	3- 1	1- 1	2- 2				
4- 1	0- 0	0- 0	HOME	1- 0	1- 0	2- 1				
2- 3	0- 0	0- 0	AWAY	2- 1	0- 1	0- 1				
0- 0	0- 0	0- 0	NEUTRAL	0- 0	0- 0	0- 0				

RPI 1-25				RPI 26-50				RPI 51-100				RPI 101+				Team's RPI: 156	
RPI	S	Opponent	Score	RPI	S	Opponent	Score	RPI	S	Opponent	Score	RPI	S	Opponent	Score		
11	N	Maryland	49 95	42	H	Miami (FL)	35 61	56	A	Western Ky.	51 68	139	A	Marshall	62 80		
								57	N	South Dakota St.	39 71	141	H	Southern Miss.	53 45		
								80	A	Middle Tenn.	61 58	148	N	Pittsburgh	58 67		
								93	A	Charlotte	71 59	153	H	ETSU	52 56		
								93	H	Charlotte	94 85	163	A	UAB	55 58		
								96	A	VCU	54 74	164	H	Fla. Atlantic	85 45		
												169	H	Louisiana Tech	51 69		
												182	A	William & Mary	64 75		
												206	A	Richmond	57 62		
												257	H	Loyola Maryland	64 41		
												298	A	UMES	69 52		
												310	H	FIU	84 49		
												334	A	Howard	83 64		
												338	H	Wagner	71 57		
LAST 12 Division I GAMES:																	
		93	H	Charlotte			94	85			163	A	UAB			55	58
		310	H	FIU			84	49			141	H	Southern Miss.			53	45
		164	H	Fla. Atlantic			85	45			169	H	Louisiana Tech			51	69
		139	A	Marshall			62	80			93	A	Charlotte			71	59
		56	A	Western Ky.			51	68			182	A	William & Mary			64	75
		80	A	Middle Tenn.			61	58			298	A	UMES			69	52

Non-Div I Games:

Old Dominion

■ Loss,
■ Non-Conf, S Site,
■ Home
■ Away
N Neutral

Average RPI Win:	211	WON-LOST	WINNING	LAST 10	STRENGTH OF	OPP. STRENGTH	TEAM	ADJ.	CONF.	ADJ CONF.
Average RPI Loss:	73	RECORD	PCT. RANK	GAMES	SCHEDULE	OF SCHEDULE	RPI	RPI	RPI	RPI
DIV. I ONLY	10- 12	195	3- 7	54	120	134	134	2	2	
DIV. I NON-CONF.	8- 5	119	2- 1	219	325	184	184	2	2	
TOTALS	RPI 1-25	RPI 26-50	W-L RECORDS	RPI 51-100	RPI 101-150	RPI 150+				
10- 12	1- 3	0- 2	OVERALL	2- 3	1- 4	6- 0				
8- 5	1- 1	0- 1	HOME	2- 2	0- 1	5- 0				
2- 7	0- 2	0- 1	AWAY	0- 1	1- 3	1- 0				
0- 0	0- 0	0- 0	NEUTRAL	0- 0	0- 0	0- 0				
8- 5	0- 0	0- 0	NON-CONFERENCE	1- 3	1- 2	6- 0				
6- 3	0- 0	0- 0	HOME	1- 2	0- 1	5- 0				
2- 2	0- 0	0- 0	AWAY	0- 1	1- 1	1- 0				
0- 0	0- 0	0- 0	NEUTRAL	0- 0	0- 0	0- 0				
2- 7	1- 3	0- 2	CONFERENCE	1- 0	0- 2	0- 0				
2- 2	1- 1	0- 1	HOME	1- 0	0- 0	0- 0				
0- 5	0- 2	0- 1	AWAY	0- 0	0- 2	0- 0				
0- 0	0- 0	0- 0	NEUTRAL	0- 0	0- 0	0- 0				

RPI	S	Opponent	Score	RPI	S	Opponent	Score	RPI	S	Opponent	Score	RPI	S	Opponent	Score	Team's RPI: 134
2	A	South Carolina	62 81	29	A	Mississippi St.	51 79	51	H	Vanderbilt	55 52	116	A	LSU	57 76	
16	H	Kentucky	73 65	33	H	Missouri	46 60	56	H	Western Ky.	59 53	117	A	Stony Brook	72 57	
19	A	Texas A&M	58 81					80	A	Middle Tenn.	75 84	127	H	La.-Lafayette	78 82	
21	H	Florida	65 85					82	H	Tulane	59 61	131	A	Alabama	37 48	
								91	H	Missouri St.	78 91	141	A	Southern Miss.	38 57	
												172	H	McNeese St.	96 56	
												330	H	Ark.-Pine Bluff	80 45	
												336	H	New Orleans	97 59	
												338	A	Wagner	86 49	
												345	H	Alabama A&M	103 42	
												346	H	Mississippi Val.	97 61	
LAST 12 Division I GAMES:																
131	A	Alabama	37 48	21	H	Florida	65 85									
33	H	Missouri	46 60	116	A	LSU	57 76									
2	A	South Carolina	62 81	51	H	Vanderbilt	55 52									
16	H	Kentucky	73 65	345	H	Alabama A&M	103 42									
29	A	Mississippi St.	51 79	172	H	McNeese St.	96 56									
19	A	Texas A&M	58 81	82	H	Tulane	59 61									

Non-Div I Games:

Ole Miss

■ Loss,
 ■ Non-Conf,
 ■ S Site,
 ■ H Home
 ■ A Away
 N Neutral

Average RPI Win:	295	WON-LOST	WINNING	LAST 10	STRENGTH OF	OPP. STRENGTH	TEAM	ADJ.	CONF.	ADJ CONF.
Average RPI Loss:	141	RECORD	PCT. RANK	GAMES	SCHEDULE	OF SCHEDULE	RPI	RPI	RPI	RPI
DIV. I ONLY	9- 11	200	4- 6	292	242	262	262	18	18	
DIV. I NON-CONF.	5- 5	160	0- 2	334	268	284	284	19	19	
TOTALS	RPI 1-25	RPI 26-50	W-L RECORDS	RPI 51-100	RPI 101-150	RPI 150+				
9- 11	0- 0	0- 0	OVERALL	0- 3	0- 3	9- 5				
6- 4	0- 0	0- 0	HOME	0- 1	0- 1	6- 2				
2- 6	0- 0	0- 0	AWAY	0- 2	0- 2	2- 2				
1- 1	0- 0	0- 0	NEUTRAL	0- 0	0- 0	1- 1				
5- 5	0- 0	0- 0	NON-CONFERENCE	0- 0	0- 2	5- 3				
3- 2	0- 0	0- 0	HOME	0- 0	0- 1	3- 1				
1- 2	0- 0	0- 0	AWAY	0- 0	0- 1	1- 1				
1- 1	0- 0	0- 0	NEUTRAL	0- 0	0- 0	1- 1				
4- 6	0- 0	0- 0	CONFERENCE	0- 3	0- 1	4- 2				
3- 2	0- 0	0- 0	HOME	0- 1	0- 0	3- 1				
1- 4	0- 0	0- 0	AWAY	0- 2	0- 1	1- 1				
0- 0	0- 0	0- 0	NEUTRAL	0- 0	0- 0	0- 0				

RPI 1-25				RPI 26-50				RPI 51-100				RPI 101+ Team's RPI: 262			
RPI	S	Opponent	Score	RPI	S	Opponent	Score	RPI	S	Opponent	Score	RPI	S	Opponent	Score
								57	A	South Dakota St.	58 68	111	A	IUPUI	59 75
								57	H	South Dakota St.	47 65	114	H	Creighton	46 69
								88	A	South Dakota	76 82	126	A	North Dakota	52 67
												155	A	SIUE	86 90
												161	H	Oral Roberts	65 67
												214	H	Utah Valley	59 74
												226	A	Western Ill.	55 74
												226	H	Western Ill.	79 66
												242	N	Houston Baptist	51 64
												249	A	Indiana St.	51 50
												261	H	UCF	75 60
												300	H	Denver	67 55
												309	H	UMKC	57 42
												317	N	Illinois St.	60 56
												319	H	North Dakota St.	77 52
												333	A	IPFW	60 58
												337	H	Eastern Ill.	76 67
LAST 12 Division I GAMES:															
				57	H	South Dakota St.	47 65	88	A	South Dakota	76 82				
				226	A	Western Ill.	55 74	57	A	South Dakota St.	58 68				
				333	A	IPFW	60 58	226	H	Western Ill.	79 66				
				161	H	Oral Roberts	65 67	319	H	North Dakota St.	77 52				
				300	H	Denver	67 55	214	H	Utah Valley	59 74				
				111	A	IUPUI	59 75	114	H	Creighton	46 69				

Non-Div I Games: Midland 58 53 Waldorf 97 32

Omaha

Loss, Non-Conf, S Site, H Home A Away N Neutral

Oral Roberts

Through Games Of Feb. 6, 2016

Average RPI Win:	234	WON-LOST	WINNING	LAST 10	STRENGTH OF	OPP. STRENGTH	TEAM	ADJ.	CONF.	ADJ CONF.
Average RPI Loss:	112	RECORD	PCT. RANK	GAMES	SCHEDULE	OF SCHEDULE	RPI	RPI	RPI	RPI
DIV. I ONLY	9- 11	200	7- 3	159	117	161	161	18	18	
DIV. I NON-CONF.	2- 8	290	1- 1	126	6	188	188	19	19	
TOTALS	RPI 1-25	RPI 26-50	W-L RECORDS	RPI 51-100	RPI 101-150	RPI 150+				
9- 11	0- 2	0- 0	OVERALL	1- 3	1- 3	7- 3				
4- 3	0- 0	0- 0	HOME	1- 1	0- 1	3- 1				
5- 8	0- 2	0- 0	AWAY	0- 2	1- 2	4- 2				
0- 0	0- 0	0- 0	NEUTRAL	0- 0	0- 0	0- 0				
2- 8	0- 2	0- 0	NON-CONFERENCE	0- 2	0- 2	2- 2				
0- 1	0- 0	0- 0	HOME	0- 0	0- 0	0- 1				
2- 7	0- 2	0- 0	AWAY	0- 2	0- 2	2- 1				
0- 0	0- 0	0- 0	NEUTRAL	0- 0	0- 0	0- 0				
7- 3	0- 0	0- 0	CONFERENCE	1- 1	1- 1	5- 1				
4- 2	0- 0	0- 0	HOME	1- 1	0- 1	3- 0				
3- 1	0- 0	0- 0	AWAY	0- 0	1- 0	2- 1				
0- 0	0- 0	0- 0	NEUTRAL	0- 0	0- 0	0- 0				

RPI 1-25				RPI 26-50				RPI 51-100				RPI 101+ Team's RPI: 161			
RPI	S	Opponent	Score	RPI	S	Opponent	Score	RPI	S	Opponent	Score	RPI	S	Opponent	Score
4	A	Baylor	39 97					57	H	South Dakota St.	50 68	110	A	Eastern Mich.	69 77
17	A	Oklahoma St.	55 59					72	A	Michigan	44 61	111	A	IUPUI	52 47
								88	H	South Dakota	60 56	111	H	IUPUI	54 57
								91	A	Missouri St.	64 72	136	A	Arkansas	50 65
												171	H	Little Rock	52 66
												180	A	Tulsa	59 53
												192	A	Kansas	70 63
												226	A	Western Ill.	61 72
												232	A	Grand Canyon	64 66
												262	A	Omaha	67 65
												300	H	Denver	65 33
												319	A	North Dakota St.	52 42
												319	H	North Dakota St.	59 58
												333	H	IPFW	61 59
LAST 12 Division I GAMES:															
319	H	North Dakota St.	59 58	319	A	North Dakota St.	52 42								
111	H	IUPUI	54 57	88	H	South Dakota	60 56								
57	H	South Dakota St.	50 68	111	A	IUPUI	52 47								
300	H	Denver	65 33	226	A	Western Ill.	61 72								
262	A	Omaha	67 65	192	A	Kansas	70 63								
333	H	IPFW	61 59	4	A	Baylor	39 97								

Non-Div I Games: Lyon 49 68 Evangel 89 46

Oral Roberts

Loss, Non-Conf, S Site, H Home A Away N Neutral

Oregon

Through Games Of Feb. 6, 2016

Average RPI Win:	170	WON-LOST	WINNING	LAST 10	STRENGTH OF	OPP. STRENGTH	TEAM	ADJ.	CONF.	ADJ CONF.
Average RPI Loss:	11	RECORD	PCT. RANK	GAMES	SCHEDULE	OF SCHEDULE	RPI	RPI	RPI	RPI
DIV. I ONLY	16- 6	54	5- 5	140	5	71	71	1	1	
DIV. I NON-CONF.	11- 0	1	1- 0	330	53	82	82	1	1	
TOTALS	RPI 1-25	RPI 26-50	W-L RECORDS	RPI 51-100	RPI 101-150	RPI 150+				
16- 6	0- 5	0- 1	OVERALL	5- 0	3- 0	8- 0				
12- 3	0- 3	0- 0	HOME	3- 0	2- 0	7- 0				
4- 3	0- 2	0- 1	AWAY	2- 0	1- 0	1- 0				
0- 0	0- 0	0- 0	NEUTRAL	0- 0	0- 0	0- 0				
11- 0	0- 0	0- 0	NON-CONFERENCE	1- 0	3- 0	7- 0				
10- 0	0- 0	0- 0	HOME	1- 0	2- 0	7- 0				
1- 0	0- 0	0- 0	AWAY	0- 0	1- 0	0- 0				
0- 0	0- 0	0- 0	NEUTRAL	0- 0	0- 0	0- 0				
5- 6	0- 5	0- 1	CONFERENCE	4- 0	0- 0	1- 0				
2- 3	0- 3	0- 0	HOME	2- 0	0- 0	0- 0				
3- 3	0- 2	0- 1	AWAY	2- 0	0- 0	1- 0				
0- 0	0- 0	0- 0	NEUTRAL	0- 0	0- 0	0- 0				

RPI	S	Opponent	Score	RPI	S	Opponent	Score	RPI	S	Opponent	Score	RPI	S	Opponent	Score
5	H	Stanford	62 64	26	A	Southern California	67 74	63	A	Washington St.	73 48	115	A	North Carolina	79 77
7	A	Oregon St.	33 60					68	A	Utah	77 65	126	H	North Dakota	77 51
7	H	Oregon St.	45 59					69	H	UC Riverside	95 81	143	H	Hampton	86 51
9	A	UCLA	69 80					73	H	California	69 59	174	A	Colorado	59 46
10	H	Arizona St.	58 63					99	H	Arizona	76 54	213	H	San Jose St.	104 74
												214	H	Utah Valley	79 68
												244	H	Clemson	69 56
												248	H	Seattle	82 62
												267	H	UC Santa Barbara	79 51
												279	H	Portland	93 52
												323	H	Portland St.	122 59
LAST 12 Division I GAMES:															
63	A	Washington St.	73 48	5	H	Stanford	62 64								
99	H	Arizona	76 54	7	H	Oregon St.	45 59								
10	H	Arizona St.	58 63	7	A	Oregon St.	33 60								
68	A	Utah	77 65	26	A	Southern California	67 74								
174	A	Colorado	59 46	9	A	UCLA	69 80								
73	H	California	69 59	248	H	Seattle	82 62								

Non-Div I Games:

Oregon

■ Loss,
 ■ Non-Conf, S Site,
 ■ Home
 ■ Away
 N Neutral

Average RPI Win:	114	WON-LOST	WINNING	LAST 10	STRENGTH OF	OPP. STRENGTH	TEAM	ADJ.	CONF.	ADJ CONF.
Average RPI Loss:	8	RECORD	PCT. RANK	GAMES	SCHEDULE	OF SCHEDULE	RPI	RPI	RPI	RPI
DIV. I ONLY	19- 3	13	9- 1	27	8	7	7	1	1	
DIV. I NON-CONF.	9- 2	37	0- 1	113	26	42	42	1	1	
TOTALS	RPI 1-25	RPI 26-50	W-L RECORDS	RPI 51-100	RPI 101-150	RPI 150+				
19- 3	2- 3	2- 0	OVERALL	8- 0	2- 0	5- 0				
10- 1	2- 1	0- 0	HOME	4- 0	1- 0	3- 0				
7- 2	0- 2	2- 0	AWAY	3- 0	0- 0	2- 0				
2- 0	0- 0	0- 0	NEUTRAL	1- 0	1- 0	0- 0				
9- 2	0- 2	0- 0	NON-CONFERENCE	3- 0	2- 0	4- 0				
5- 1	0- 1	0- 0	HOME	1- 0	1- 0	3- 0				
2- 1	0- 1	0- 0	AWAY	1- 0	0- 0	1- 0				
2- 0	0- 0	0- 0	NEUTRAL	1- 0	1- 0	0- 0				
10- 1	2- 1	2- 0	CONFERENCE	5- 0	0- 0	1- 0				
5- 0	2- 0	0- 0	HOME	3- 0	0- 0	0- 0				
5- 1	0- 1	2- 0	AWAY	2- 0	0- 0	1- 0				
0- 0	0- 0	0- 0	NEUTRAL	0- 0	0- 0	0- 0				

RPI 1-25				RPI 26-50				RPI 51-100				RPI 101+			
RPI	S	Opponent	Score	RPI	S	Opponent	Score	RPI	S	Opponent	Score	RPI	S	Opponent	Score
1	A	Notre Dame	61 62	26	A	Southern California	57 49	68	A	Utah	62 53	135	H	Idaho	69 44
5	H	Stanford	58 50	28	A	Washington	61 53	69	H	UC Riverside	86 65	136	N	Arkansas	63 47
9	A	UCLA	51 71					71	A	Oregon	59 45	174	A	Colorado	61 47
10	H	Arizona St.	67 44					71	H	Oregon	60 33	197	H	Cal Poly	80 43
13	H	Tennessee	50 53					73	H	California	70 48	247	H	CSU Bakersfield	75 51
								77	N	Hofstra	73 50	279	A	Portland	94 50
								81	A	Marquette	65 58	316	H	Longwood	110 45
								99	H	Arizona	71 43				
LAST 12 Division I GAMES:															
				28	A	Washington	61 53	73	H	California	70 48				
				10	H	Arizona St.	67 44	71	A	Oregon	59 45				
				99	H	Arizona	71 43	71	H	Oregon	60 33				
				174	A	Colorado	61 47	9	A	UCLA	51 71				
				68	A	Utah	62 53	26	A	Southern California	57 49				
				5	H	Stanford	58 50	1	A	Notre Dame	61 62				

Non-Div I Games:

Oregon St.

■ Loss,
■ Non-Conf, S Site,
■ Home
■ Away
N Neutral

Pacific

Through Games Of Feb. 6, 2016

Average RPI Win: 220	WON-LOST	WINNING	LAST 10	STRENGTH OF	OPP. STRENGTH	TEAM	ADJ.	CONF.	ADJ CONF.
Average RPI Loss: 103	RECORD	PCT. RANK	GAMES	SCHEDULE	OF SCHEDULE	RPI	RPI	RPI	RPI
DIV. I ONLY	9- 13	221	2- 8	72	145	138	138	9	9
DIV. I NON-CONF.	6- 4	125	0- 0	217	260	127	127	9	9
TOTALS	RPI 1-25	RPI 26-50	W-L RECORDS	RPI 51-100	RPI 101-150	RPI 150+			
9- 13	0- 2	0- 2	OVERALL	0- 5	2- 1	7- 3			
4- 5	0- 1	0- 1	HOME	0- 1	1- 1	3- 1			
5- 8	0- 0	0- 0	AWAY	0- 0	1- 0	4- 0			
0- 0	0- 0	0- 0	NEUTRAL	0- 0	0- 0	0- 0			
6- 4	0- 0	0- 0	NON-CONFERENCE	0- 1	1- 1	5- 2			
2- 1	0- 0	0- 0	HOME	0- 0	0- 1	2- 0			
4- 3	0- 0	0- 0	AWAY	0- 1	1- 0	3- 2			
0- 0	0- 0	0- 0	NEUTRAL	0- 0	0- 0	0- 0			
3- 9	0- 2	0- 2	CONFERENCE	0- 4	1- 0	2- 1			
2- 4	0- 1	0- 1	HOME	0- 1	1- 0	1- 1			
1- 5	0- 1	0- 1	AWAY	0- 3	0- 0	1- 0			
0- 0	0- 0	0- 0	NEUTRAL	0- 0	0- 0	0- 0			

RPI 1-25				RPI 26-50				RPI 51-100				RPI 101+ Team's RPI: 138			
RPI	S	Opponent	Score	RPI	S	Opponent	Score	RPI	S	Opponent	Score	RPI	S	Opponent	Score
14	A	BYU	62 79	47	A	St. Mary's (CA)	75 83	65	A	San Diego	56 69	115	A	North Carolina	66 63
14	H	BYU	57 67	47	H	St. Mary's (CA)	73 82	65	H	San Diego	56 59	120	H	San Francisco	70 57
								67	A	Santa Clara	52 76	150	H	Long Beach St.	60 68
								92	A	Gonzaga	61 68	198	A	UC Davis	66 53
								99	A	Arizona	56 69	213	H	San Jose St.	81 69
												218	A	Utah St.	70 78
												221	A	Montana	54 64
												222	A	Gardner-Webb	84 77
												241	H	Loyola Marymount	60 63
												247	A	CSU Bakersfield	80 74
												269	H	Pepperdine	65 62
												279	A	Portland	72 64
												315	H	Nevada	74 52
LAST 12 Division I GAMES:															
65	H	San Diego	56 59	241	H	Loyola Marymount	60 63								
14	H	BYU	57 67	269	H	Pepperdine	65 62								
47	A	St. Mary's (CA)	75 83	14	A	BYU	62 79								
92	A	Gonzaga	61 68	65	A	San Diego	56 69								
279	A	Portland	72 64	120	H	San Francisco	70 57								
47	H	St. Mary's (CA)	73 82	67	A	Santa Clara	52 76								

Non-Div I Games: Stanislaus St. 74 61

Pacific

■ Loss,
 ■ Non-Conf, S Site,
 ■ Home
 ■ Away
 N Neutral

Average RPI Win:	181	WON-LOST	WINNING	LAST 10	STRENGTH OF	OPP. STRENGTH	TEAM	ADJ.	CONF.	ADJ CONF.
Average RPI Loss:	63	RECORD	PCT. RANK	GAMES	SCHEDULE	OF SCHEDULE	RPI	RPI	RPI	RPI
DIV. I ONLY	15- 3	18	8- 1	120	149	41	41	10	10	
DIV. I NON-CONF.	10- 3	61	5- 1	156	171	62	62	11	11	
TOTALS	RPI 1-25	RPI 26-50	W-L RECORDS	RPI 51-100	RPI 101-150	RPI 150+				
15- 3	0- 0	1- 1	OVERALL	3- 2	3- 0	8- 0				
8- 1	0- 0	1- 1	HOME	2- 0	2- 0	3- 0				
7- 2	0- 0	0- 0	AWAY	1- 2	1- 0	5- 0				
0- 0	0- 0	0- 0	NEUTRAL	0- 0	0- 0	0- 0				
10- 3	0- 0	0- 1	NON-CONFERENCE	3- 2	0- 0	7- 0				
5- 1	0- 0	0- 1	HOME	2- 0	0- 0	3- 0				
5- 2	0- 0	0- 0	AWAY	1- 2	0- 0	4- 0				
0- 0	0- 0	0- 0	NEUTRAL	0- 0	0- 0	0- 0				
5- 0	0- 0	1- 0	CONFERENCE	0- 0	3- 0	1- 0				
3- 0	0- 0	1- 0	HOME	0- 0	2- 0	0- 0				
2- 0	0- 0	0- 0	AWAY	0- 0	1- 0	1- 0				
0- 0	0- 0	0- 0	NEUTRAL	0- 0	0- 0	0- 0				

RPI 1-25				RPI 26-50				Team's RPI: 41		RPI 51-100				RPI 101+			
RPI	S	Opponent	Score	RPI	S	Opponent	Score		RPI	S	Opponent	Score		RPI	S	Opponent	Score
39	H	Duke	50 57	50	H	Princeton	50 48		59	A	Temple	60 54		107	H	Yale	68 49
									60	H	Colorado St.	49 48		140	A	Harvard	68 48
									64	A	Villanova	46 66		147	H	Brown	66 49
									75	H	Drexel	72 67		154	A	Hawaii	64 54
									87	A	Saint Joseph's	46 50		188	A	UMBC	81 46
														259	H	Navy	57 43
														266	A	Dartmouth	56 41
														268	A	New Hampshire	67 60
														283	A	La Salle	78 68
														324	H	Lafayette	54 37
														338	H	Wagner	78 50
LAST 12 Division I GAMES:																	
266	A	Dartmouth	56 41	283	A	La Salle	78 68										
140	A	Harvard	68 48	50	H	Princeton	50 48										
147	H	Brown	66 49	154	A	Hawaii	64 54										
107	H	Yale	68 49	338	H	Wagner	78 50										
64	A	Villanova	46 66	75	H	Drexel	72 67										
59	A	Temple	60 54	87	A	Saint Joseph's	46 50										

Non-Div I Games: BYU-Hawaii 73 41

Penn

■ Loss,
 ■ Non-Conf, S Site,
 ■ Home
 ■ Away
 N Neutral

Average RPI Win:	170	WON-LOST	WINNING	LAST 10	STRENGTH OF	OPP. STRENGTH	TEAM	ADJ.	CONF.	ADJ CONF.
Average RPI Loss:	72	RECORD	PCT. RANK	GAMES	SCHEDULE	OF SCHEDULE	RPI	RPI	RPI	RPI
DIV. I ONLY	8- 14	247	0- 3	30	53	137	137	4	4	
DIV. I NON-CONF.	5- 6	180	0- 1	56	120	150	150	4	4	
TOTALS	RPI 1-25	RPI 26-50	W-L RECORDS	RPI 51-100	RPI 101-150	RPI 150+				
8- 14	0- 4	1- 3	OVERALL	1- 4	1- 1	5- 2				
6- 6	0- 2	0- 1	HOME	1- 2	1- 1	4- 0				
2- 7	0- 1	1- 2	AWAY	0- 2	0- 0	1- 2				
0- 1	0- 1	0- 0	NEUTRAL	0- 0	0- 0	0- 0				
5- 6	0- 2	0- 2	NON-CONFERENCE	0- 0	1- 1	4- 1				
5- 1	0- 0	0- 0	HOME	0- 0	1- 1	4- 0				
0- 4	0- 1	0- 2	AWAY	0- 0	0- 0	0- 1				
0- 1	0- 1	0- 0	NEUTRAL	0- 0	0- 0	0- 0				
3- 8	0- 2	1- 1	CONFERENCE	1- 4	0- 0	1- 1				
1- 5	0- 2	0- 1	HOME	1- 2	0- 0	0- 0				
2- 3	0- 0	1- 0	AWAY	0- 2	0- 0	1- 1				
0- 0	0- 0	0- 0	NEUTRAL	0- 0	0- 0	0- 0				

RPI 1-25				RPI 26-50				RPI 51-100				RPI 101+ Team's RPI: 137			
RPI	S	Opponent	Score	RPI	S	Opponent	Score	RPI	S	Opponent	Score	RPI	S	Opponent	Score
11	H	Maryland	53 89	32	A	St. Bonaventure	60 70	66	A	Nebraska	69 87	101	H	Virginia Tech	59 64
13	A	Tennessee	66 74	37	H	Purdue	78 88	66	H	Nebraska	78 83	124	H	Youngstown St.	68 51
14	N	BYU	51 63	43	A	Iowa	82 69	72	H	Michigan	87 91	151	H	Fordham	75 59
18	H	Michigan St.	55 71	45	A	South Fla.	79 101	79	H	Northwestern	79 72	152	A	Illinois	65 56
								98	A	Minnesota	85 98	158	A	Wisconsin	62 82
												263	H	Sacred Heart	83 46
												270	H	Holy Cross	86 82
												276	H	Central Conn. St.	73 47
												281	A	CSUN	73 81
LAST 12 Division I GAMES:															
14	N	BYU	51 63	72	H	Michigan	87 91								
66	A	Nebraska	69 87	66	H	Nebraska	78 83								
37	H	Purdue	78 88	158	A	Wisconsin	62 82								
11	H	Maryland	53 89	18	H	Michigan St.	55 71								
152	A	Illinois	65 56	98	A	Minnesota	85 98								
43	A	Iowa	82 69	79	H	Northwestern	79 72								

Non-Div I Games:

Penn St.

■ Loss,
■ Non-Conf,
■ S Site,
■ H Home
■ A Away
N Neutral

Pepperdine

Through Games Of Feb. 6, 2016

Average RPI Win:	287	WON-LOST	WINNING	LAST 10	STRENGTH OF	OPP. STRENGTH	TEAM	ADJ.	CONF.	ADJ CONF.
Average RPI Loss:	117	RECORD	PCT. RANK	GAMES	SCHEDULE	OF SCHEDULE	RPI	RPI	RPI	RPI
DIV. I ONLY	5- 18	304	0- 5	131	135	269	269	9	9	
DIV. I NON-CONF.	4- 6	201	0- 1	250	277	246	246	9	9	
TOTALS	RPI 1-25	RPI 26-50	W-L RECORDS	RPI 51-100	RPI 101-150	RPI 150+				
5- 18	0- 2	0- 2	OVERALL	0- 6	0- 2	5- 6				
4- 6	0- 1	0- 0	HOME	0- 3	0- 1	4- 1				
1- 11	0- 1	0- 2	AWAY	0- 3	0- 1	1- 4				
0- 1	0- 0	0- 0	NEUTRAL	0- 0	0- 0	0- 1				
4- 6	0- 0	0- 1	NON-CONFERENCE	0- 1	0- 0	4- 4				
3- 1	0- 0	0- 0	HOME	0- 0	0- 0	3- 1				
1- 4	0- 0	0- 1	AWAY	0- 1	0- 0	1- 2				
0- 1	0- 0	0- 0	NEUTRAL	0- 0	0- 0	0- 1				
1- 12	0- 2	0- 1	CONFERENCE	0- 5	0- 2	1- 2				
1- 5	0- 1	0- 0	HOME	0- 3	0- 1	1- 0				
0- 7	0- 1	0- 1	AWAY	0- 2	0- 1	0- 2				
0- 0	0- 0	0- 0	NEUTRAL	0- 0	0- 0	0- 0				

RPI S	Opponent	Score	RPI S	Opponent	Score	RPI S	Opponent	Score	RPI S	Opponent	Score	Team's RPI: 269
14 A	BYU	64 69	47 A	St. Mary's (CA)	72 88	65 A	San Diego	55 74	120 H	San Francisco	74 81	
14 H	BYU	66 77	49 A	Albany (NY)	49 64	65 H	San Diego	54 70	138 A	Pacific	62 65	
						67 H	Santa Clara	60 62	178 A	UNLV	63 83	
						70 A	Army West Point	53 63	183 N	George Mason	63 71	
						92 A	Gonzaga	39 56	193 A	New Mexico	52 60	
						92 H	Gonzaga	57 74	197 H	Cal Poly	47 61	
									241 A	Loyola Marymount	69 79	
									247 A	CSU Bakersfield	76 73	
									267 H	UC Santa Barbara	71 69	
									279 A	Portland	79 81	
									279 H	Portland	74 62	
									300 H	Denver	64 60	
									341 H	Cal St. Fullerton	81 75	
LAST 12 Division I GAMES:												
183 N	George Mason	63 71	65 A	San Diego	55 74							
92 A	Gonzaga	39 56	120 H	San Francisco	74 81							
279 A	Portland	79 81	67 H	Santa Clara	60 62							
14 H	BYU	66 77	47 A	St. Mary's (CA)	72 88							
65 H	San Diego	54 70	138 A	Pacific	62 65							
14 A	BYU	64 69	241 A	Loyola Marymount	69 79							

Non-Div I Games: Alas. Anchorage 61 94

Pepperdine

Loss, Non-Conf, S Site, H Home A Away N Neutral

Average RPI Win:	258	WON-LOST	WINNING	LAST 10	STRENGTH OF	OPP. STRENGTH	TEAM	ADJ.	CONF.	ADJ CONF.
Average RPI Loss:	46	RECORD	PCT. RANK	GAMES	SCHEDULE	OF SCHEDULE	RPI	RPI	RPI	RPI
DIV. I ONLY	10- 13	210	2- 8	65	76	148	148	5	5	
DIV. I NON-CONF.	8- 5	119	1- 1	198	217	153	153	5	5	
TOTALS	RPI 1-25	RPI 26-50	W-L RECORDS	RPI 51-100	RPI 101-150	RPI 150+				
10- 13	0- 3	0- 6	OVERALL	1- 3	0- 1	9- 0				
6- 6	0- 2	0- 3	HOME	0- 0	0- 1	6- 0				
3- 5	0- 0	0- 3	AWAY	1- 2	0- 0	2- 0				
1- 2	0- 1	0- 0	NEUTRAL	0- 1	0- 0	1- 0				
8- 5	0- 1	0- 2	NON-CONFERENCE	0- 2	0- 0	8- 0				
6- 1	0- 0	0- 1	HOME	0- 0	0- 0	6- 0				
1- 2	0- 0	0- 1	AWAY	0- 1	0- 0	1- 0				
1- 2	0- 1	0- 0	NEUTRAL	0- 1	0- 0	1- 0				
2- 8	0- 2	0- 4	CONFERENCE	1- 1	0- 1	1- 0				
0- 5	0- 2	0- 2	HOME	0- 0	0- 1	0- 0				
2- 3	0- 0	0- 2	AWAY	1- 1	0- 0	1- 0				
0- 0	0- 0	0- 0	NEUTRAL	0- 0	0- 0	0- 0				

RPI	S	Opponent	Score	RPI	S	Opponent	Score	RPI	S	Opponent	Score	RPI	S	Opponent	Score	Team's RPI: 148
1	H	Notre Dame	55 65	27	H	Duquesne	65 79	57	N	South Dakota St.	54 55	133	H	Wake Forest	49 60	
11	N	Maryland	49 70	30	A	Syracuse	48 71	72	A	Michigan	45 82	156	N	Old Dominion	67 58	
12	H	Florida St.	55 66	34	H	North Carolina St.	76 78	85	A	Virginia	58 55	244	A	Clemson	59 56	
				39	H	Duke	48 70	90	A	Boston College	43 54	254	H	American	76 58	
				42	A	Miami (FL)	55 79					270	H	Holy Cross	56 50	
				50	A	Princeton	47 61					286	A	Saint Francis (PA)	74 59	
												297	H	Rider	75 44	
												306	H	Delaware St.	77 43	
												338	H	Wagner	67 41	
												342	H	Mt. St. Mary's	74 57	
LAST 12 Division I GAMES:																
133	H	Wake Forest	49 60	30	A	Syracuse	48 71									
244	A	Clemson	59 56	34	H	North Carolina St.	76 78									
39	H	Duke	48 70	42	A	Miami (FL)	55 79									
85	A	Virginia	58 55	1	H	Notre Dame	55 65									
90	A	Boston College	43 54	27	H	Duquesne	65 79									
12	H	Florida St.	55 66	254	H	American	76 58									

Non-Div I Games:

Pittsburgh

■ Loss,
■ Non-Conf,
■ S Site,
■ H Home
■ A Away
N Neutral

Average RPI Win:	296	WON-LOST	WINNING	LAST 10	STRENGTH OF	OPP. STRENGTH	TEAM	ADJ.	CONF.	ADJ CONF.
Average RPI Loss:	132	RECORD	PCT. RANK	GAMES	SCHEDULE	OF SCHEDULE	RPI	RPI	RPI	RPI
DIV. I ONLY	2- 21	344	1- 9	82	167	279	279	9	9	
DIV. I NON-CONF.	1- 9	325	0- 0	54	289	256	256	9	9	
TOTALS	RPI 1-25	RPI 26-50	W-L RECORDS	RPI 51-100	RPI 101-150	RPI 150+				
2- 21	0- 2	0- 2	OVERALL	0- 5	0- 4	2- 8				
1- 11	0- 1	0- 1	HOME	0- 2	0- 3	1- 4				
1- 10	0- 1	0- 1	AWAY	0- 3	0- 1	1- 4				
0- 0	0- 0	0- 0	NEUTRAL	0- 0	0- 0	0- 0				
1- 9	0- 1	0- 1	NON-CONFERENCE	0- 1	0- 1	1- 5				
0- 5	0- 1	0- 0	HOME	0- 0	0- 1	0- 3				
1- 4	0- 0	0- 1	AWAY	0- 1	0- 0	1- 2				
0- 0	0- 0	0- 0	NEUTRAL	0- 0	0- 0	0- 0				
1- 12	0- 1	0- 1	CONFERENCE	0- 4	0- 3	1- 3				
1- 6	0- 0	0- 1	HOME	0- 2	0- 2	1- 1				
0- 6	0- 1	0- 0	AWAY	0- 2	0- 1	0- 2				
0- 0	0- 0	0- 0	NEUTRAL	0- 0	0- 0	0- 0				

RPI 1-25				RPI 26-50				RPI 51-100				RPI 101+ Team's RPI: 279			
RPI	S	Opponent	Score	RPI	S	Opponent	Score	RPI	S	Opponent	Score	RPI	S	Opponent	Score
7	H	Oregon St.	50 94	28	A	Washington	65 83	65	A	San Diego	43 71	120	A	San Francisco	69 90
14	A	BYU	66 78	47	H	St. Mary's (CA)	51 78	67	A	Santa Clara	47 66	120	H	San Francisco	63 82
								67	H	Santa Clara	45 67	129	H	Boise St.	49 89
								71	A	Oregon	52 93	138	H	Pacific	64 72
								92	H	Gonzaga	63 71	159	A	Montana St.	57 86
												190	H	Weber St.	55 57
												198	H	UC Davis	47 72
												221	A	Montana	67 90
												241	A	Loyola Marymount	52 62
												241	H	Loyola Marymount	62 77
												269	A	Pepperdine	62 74
												269	H	Pepperdine	81 79
												281	H	CSUN	62 68
												323	A	Portland St.	69 53
LAST 12 Division I GAMES:															
241	H	Loyola Marymount	62 77	14	A	BYU	66 78								
269	H	Pepperdine	81 79	65	A	San Diego	43 71								
67	A	Santa Clara	47 66	92	H	Gonzaga	63 71								
120	A	San Francisco	69 90	120	H	San Francisco	63 82								
47	H	St. Mary's (CA)	51 78	67	H	Santa Clara	45 67								
138	H	Pacific	64 72	269	A	Pepperdine	62 74								

Non-Div I Games: Willamette 73 54

Portland

■ Loss,
 ■ Non-Conf,
 ■ S Site,
 ■ H Home
 ■ A Away
 N Neutral

Average RPI Win: 231	WON-LOST	WINNING	LAST 10	STRENGTH OF	OPP. STRENGTH	TEAM	ADJ.	CONF.	ADJ CONF.
Average RPI Loss: 184	RECORD	PCT. RANK	GAMES	SCHEDULE	OF SCHEDULE	RPI	RPI	RPI	RPI
DIV. I ONLY	2- 17	337	1- 9	143	322	323	323	20	20
DIV. I NON-CONF.	1- 8	320	1- 1	231	302	333	333	20	20
TOTALS	RPI 1-25	RPI 26-50	W-L RECORDS	RPI 51-100	RPI 101-150	RPI 150+			
2- 17	0- 0	0- 0	OVERALL	0- 3	0- 2	2- 12			
2- 7	0- 0	0- 0	HOME	0- 0	0- 1	2- 6			
0- 10	0- 0	0- 0	AWAY	0- 3	0- 1	0- 6			
0- 0	0- 0	0- 0	NEUTRAL	0- 0	0- 0	0- 0			
1- 8	0- 0	0- 0	NON-CONFERENCE	0- 3	0- 1	1- 4			
1- 3	0- 0	0- 0	HOME	0- 0	0- 0	1- 3			
0- 5	0- 0	0- 0	AWAY	0- 3	0- 1	0- 1			
0- 0	0- 0	0- 0	NEUTRAL	0- 0	0- 0	0- 0			
1- 9	0- 0	0- 0	CONFERENCE	0- 0	0- 1	1- 8			
1- 4	0- 0	0- 0	HOME	0- 0	0- 1	1- 3			
0- 5	0- 0	0- 0	AWAY	0- 0	0- 0	0- 5			
0- 0	0- 0	0- 0	NEUTRAL	0- 0	0- 0	0- 0			

RPI S	Opponent	Score	RPI S	Opponent	Score	RPI S	Opponent	Score	RPI S	Opponent	Score
						57	A South Dakota St.	65 74	135	H Idaho	65 94
						71	A Oregon	59 122	150	A Long Beach St.	71 89
						88	A South Dakota	61 103	159	A Montana St.	64 74
									159	H Montana St.	59 106
									181	H Eastern Wash.	81 79
									190	A Weber St.	73 102
									198	H UC Davis	70 82
									199	A Idaho St.	70 71
									210	A Sacramento St.	91 132
									210	H Sacramento St.	78 126
									221	A Montana	57 76
									221	H Montana	58 79
									248	H Seattle	64 85
									279	H Portland	53 69
									281	H CSUN	83 77
									341	A Cal St. Fullerton	69 84
LAST 12 Division I GAMES:											
221	A Montana	57 76	190	A Weber St.	73 102						
159	A Montana St.	64 74	159	H Montana St.	59 106						
135	H Idaho	65 94	221	H Montana	58 79						
181	H Eastern Wash.	81 79	210	A Sacramento St.	91 132						
210	H Sacramento St.	78 126	281	H CSUN	83 77						
199	A Idaho St.	70 71	71	A Oregon	59 122						

Non-Div I Games: Warner Pacific 64 76 Corban 90 76

Portland St.

Loss, Non-Conf, S Site, H Home A Away N Neutral

Average RPI Win:	304	WON-LOST	WINNING	LAST 10	STRENGTH OF	OPP. STRENGTH	TEAM	ADJ.	CONF.	ADJ CONF.
Average RPI Loss:	196	RECORD	PCT. RANK	GAMES	SCHEDULE	OF SCHEDULE	RPI	RPI	RPI	RPI
DIV. I ONLY	8- 10	205	5- 5	332	323	273	273	32	32	
DIV. I NON-CONF.	3- 5	218	0- 2	286	115	214	214	31	31	
TOTALS	RPI 1-25	RPI 26-50	W-L RECORDS	RPI 51-100	RPI 101-150	RPI 150+				
8- 10	0- 1	0- 0	OVERALL	0- 2	0- 0	8- 7				
4- 2	0- 0	0- 0	HOME	0- 0	0- 0	4- 2				
4- 7	0- 1	0- 0	AWAY	0- 0	0- 0	4- 0				
0- 1	0- 0	0- 0	NEUTRAL	0- 0	0- 0	0- 1				
3- 5	0- 1	0- 0	NON-CONFERENCE	0- 2	0- 0	3- 2				
1- 0	0- 0	0- 0	HOME	0- 0	0- 0	1- 0				
2- 4	0- 1	0- 0	AWAY	0- 2	0- 0	2- 1				
0- 1	0- 0	0- 0	NEUTRAL	0- 0	0- 0	0- 1				
5- 5	0- 0	0- 0	CONFERENCE	0- 0	0- 0	5- 5				
3- 2	0- 0	0- 0	HOME	0- 0	0- 0	3- 2				
2- 3	0- 0	0- 0	AWAY	0- 0	0- 0	2- 3				
0- 0	0- 0	0- 0	NEUTRAL	0- 0	0- 0	0- 0				

RPI S	Opponent	Score	RPI S	Opponent	Score	RPI S	Opponent	Score	RPI S	Opponent	Score	Team's RPI: 273
19	A Texas A&M	30 88				76	A Georgia Tech	48 96	169	A Louisiana Tech	77 68	
						94	A TCU	60 69	195	H Southern U.	55 65	
									202	A Grambling	66 69	
									239	A Texas Southern	65 72	
									239	H Texas Southern	43 50	
									272	H Lamar	80 72	
									287	A Wichita St.	36 64	
									288	A Alabama St.	54 65	
									312	A Nicholls St.	81 70	
									319	N North Dakota St.	58 79	
									325	A Jackson St.	62 52	
									330	H Ark.-Pine Bluff	70 55	
									332	H Alcorn	58 54	
									345	A Alabama A&M	67 52	
									346	H Mississippi Val.	80 57	
LAST 12 Division I GAMES:												
239	H Texas Southern	43 50	202	A Grambling	66 69							
288	A Alabama St.	54 65	239	A Texas Southern	65 72							
345	A Alabama A&M	67 52	195	H Southern U.	55 65							
346	H Mississippi Val.	80 57	332	H Alcorn	58 54							
330	H Ark.-Pine Bluff	70 55	19	A Texas A&M	30 88							
325	A Jackson St.	62 52	319	N North Dakota St.	58 79							

Non-Div I Games: Howard Payne 86 46

Prairie View

Loss, Non-Conf, S Site, H Home A Away N Neutral

Presbyterian

Through Games Of Feb. 6, 2016

Average RPI Win:	273	WON-LOST	WINNING	LAST 10	STRENGTH OF	OPP. STRENGTH	TEAM	ADJ.	CONF.	ADJ CONF.
Average RPI Loss:	169	RECORD	PCT. RANK	GAMES	SCHEDULE	OF SCHEDULE	RPI	RPI	RPI	RPI
DIV. I ONLY	10- 9	155	7- 3	303	286	220	220	26	26	
DIV. I NON-CONF.	1- 5	304	1- 0	316	138	339	339	28	28	
TOTALS	RPI 1-25	RPI 26-50	W-L RECORDS	RPI 51-100	RPI 101-150	RPI 150+				
10- 9	0- 0	0- 0	OVERALL	0- 1	1- 3	9- 5				
6- 2	0- 0	0- 0	HOME	0- 0	1- 1	5- 1				
4- 7	0- 0	0- 0	AWAY	0- 1	0- 2	4- 4				
0- 0	0- 0	0- 0	NEUTRAL	0- 0	0- 0	0- 0				
1- 5	0- 0	0- 0	NON-CONFERENCE	0- 1	0- 1	1- 3				
1- 0	0- 0	0- 0	HOME	0- 0	0- 0	1- 0				
0- 5	0- 0	0- 0	AWAY	0- 1	0- 1	0- 3				
0- 0	0- 0	0- 0	NEUTRAL	0- 0	0- 0	0- 0				
9- 4	0- 0	0- 0	CONFERENCE	0- 0	1- 2	8- 2				
5- 2	0- 0	0- 0	HOME	0- 0	1- 1	4- 1				
4- 2	0- 0	0- 0	AWAY	0- 0	0- 1	4- 1				
0- 0	0- 0	0- 0	NEUTRAL	0- 0	0- 0	0- 0				

RPI 1-25				RPI 26-50				RPI 51-100				RPI 101+				Team's RPI: 220	
RPI	S	Opponent	Score	RPI	S	Opponent	Score	RPI	S	Opponent	Score	RPI	S	Opponent	Score		
								51	A	Vanderbilt	38	56	101	A	Virginia Tech	44	58
												104	H	Liberty	60	42	
												146	A	UNC Asheville	59	68	
												146	H	UNC Asheville	63	72	
												165	A	East Carolina	57	84	
												174	A	Colorado	60	72	
												222	H	Gardner-Webb	60	53	
												225	H	Radford	53	64	
												229	A	High Point	47	61	
												229	H	High Point	82	70	
												282	A	Campbell	69	45	
												284	A	Kennesaw St.	47	49	
												295	A	Charleston So.	63	49	
												305	H	Coastal Caro.	66	42	
												313	A	Winthrop	59	48	
												316	A	Longwood	59	38	
												316	H	Longwood	75	49	
												349	H	N.C. Central	60	50	
LAST 12 Division I GAMES:																	
				229	A	High Point	47	61		313	A	Winthrop	59	48			
				316	H	Longwood	75	49		104	H	Liberty	60	42			
				222	H	Gardner-Webb	60	53		225	H	Radford	53	64			
				146	A	UNC Asheville	59	68		295	A	Charleston So.	63	49			
				305	H	Coastal Caro.	66	42		229	H	High Point	82	70			
				282	A	Campbell	69	45		349	H	N.C. Central	60	50			

Non-Div I Games: Warren Wilson 95 56 Columbia (SC) 104 37 Brevard 70 53

Presbyterian

Loss, Non-Conf, S Site, H Home A Away N Neutral

Average RPI Win: 189		WON-LOST	WINNING	LAST 10	STRENGTH OF	OPP. STRENGTH	TEAM	ADJ.	CONF.	ADJ CONF.
Average RPI Loss: 29		RECORD	PCT. RANK	GAMES	SCHEDULE	OF SCHEDULE	RPI	RPI	RPI	RPI
DIV. I ONLY		14- 4	39	7- 3	147	73	50	50	10	10
DIV. I NON-CONF.		11- 3	54	6- 2	200	35	57	57	11	11
TOTALS		RPI 1-25	RPI 26-50		W-L RECORDS		RPI 51-100	RPI 101-150	RPI 150+	
14- 4	0- 2	1- 2		OVERALL		1- 0	4- 0	8- 0		
9- 0	0- 0	1- 0		HOME		1- 0	4- 0	3- 0		
3- 4	0- 2	0- 2		AWAY		0- 0	0- 0	3- 0		
2- 0	0- 0	0- 0		NEUTRAL		0- 0	0- 0	2- 0		
11- 3	0- 2	1- 1		NON-CONFERENCE		1- 0	2- 0	7- 0		
7- 0	0- 0	1- 0		HOME		1- 0	2- 0	3- 0		
2- 3	0- 2	0- 1		AWAY		0- 0	0- 0	2- 0		
2- 0	0- 0	0- 0		NEUTRAL		0- 0	0- 0	2- 0		
3- 1	0- 0	0- 1		CONFERENCE		0- 0	2- 0	1- 0		
2- 0	0- 0	0- 0		HOME		0- 0	2- 0	0- 0		
1- 1	0- 0	0- 1		AWAY		0- 0	0- 0	1- 0		
0- 0	0- 0	0- 0		NEUTRAL		0- 0	0- 0	0- 0		

RPI 1-25				RPI 26-50				Team's RPI: 50	RPI 51-100				RPI 101+			
RPI	S	Opponent	Score	RPI	S	Opponent	Score		RPI	S	Opponent	Score	RPI	S	Opponent	Score
6	A	Ohio St.	70 90	27	H	Duquesne	94 66		72	H	Michigan	74 57	107	H	Yale	65 50
20	A	Seton Hall	64 71	41	A	Penn	48 50						143	H	Hampton	79 55
				48	A	Dayton	81 85						147	H	Brown	72 53
													148	H	Pittsburgh	61 47
													151	H	Fordham	55 44
													175	A	Marist	77 44
													248	N	Seattle	85 48
													254	H	American	72 34
													266	A	Dartmouth	85 48
													292	H	Monmouth	81 70
													297	A	Rider	78 59
													322	N	UC Irvine	83 42
LAST 12 Division I GAMES:																
266	A	Dartmouth	85 48	48	A	Dayton	81 85									
107	H	Yale	65 50	6	A	Ohio St.	70 90									
147	H	Brown	72 53	151	H	Fordham	55 44									
41	A	Penn	48 50	148	H	Pittsburgh	61 47									
143	H	Hampton	79 55	292	H	Monmouth	81 70									
175	A	Marist	77 44	72	H	Michigan	74 57									

Non-Div I Games:

Princeton

Providence

Through Games Of Feb. 6, 2016

Average RPI Win:	224	WON-LOST	WINNING	LAST 10	STRENGTH OF	OPP. STRENGTH	TEAM	ADJ.	CONF.	ADJ CONF.
Average RPI Loss:	97	RECORD	PCT. RANK	GAMES	SCHEDULE	OF SCHEDULE	RPI	RPI	RPI	RPI
DIV. I ONLY	4- 18	315	0- 10	49	121	234	234	6	6	
DIV. I NON-CONF.	4- 6	201	0- 0	55	276	177	177	6	6	
TOTALS	RPI 1-25	RPI 26-50	W-L RECORDS	RPI 51-100	RPI 101-150	RPI 150+				
4- 18	0- 2	0- 2	OVERALL	0- 7	0- 5	4- 2				
3- 9	0- 1	0- 1	HOME	0- 4	0- 1	3- 2				
1- 9	0- 1	0- 1	AWAY	0- 3	0- 4	1- 0				
0- 0	0- 0	0- 0	NEUTRAL	0- 0	0- 0	0- 0				
4- 6	0- 0	0- 1	NON-CONFERENCE	0- 2	0- 2	4- 1				
3- 3	0- 0	0- 0	HOME	0- 2	0- 0	3- 1				
1- 3	0- 0	0- 1	AWAY	0- 0	0- 2	1- 0				
0- 0	0- 0	0- 0	NEUTRAL	0- 0	0- 0	0- 0				
0- 12	0- 2	0- 1	CONFERENCE	0- 5	0- 3	0- 1				
0- 6	0- 1	0- 1	HOME	0- 2	0- 1	0- 1				
0- 6	0- 1	0- 0	AWAY	0- 3	0- 2	0- 0				
0- 0	0- 0	0- 0	NEUTRAL	0- 0	0- 0	0- 0				

RPI 1-25				RPI 26-50				RPI 51-100				RPI 101+ Team's RPI: 234			
RPI	S	Opponent	Score	RPI	S	Opponent	Score	RPI	S	Opponent	Score	RPI	S	Opponent	Score
20	H	Seton Hall	54 64	40	H	St. John's (NY)	61 80	64	A	Villanova	39 67	101	A	Virginia Tech	46 62
23	A	DePaul	50 96	49	A	Albany (NY)	58 71	64	H	Villanova	47 76	114	A	Creighton	48 72
								74	H	FGCU	41 50	145	A	Xavier	47 72
								81	A	Marquette	75 105	145	H	Xavier	54 62
								90	H	Boston College	41 67	147	A	Brown	47 57
								97	A	Georgetown	53 63	184	H	Butler	67 77
								97	H	Georgetown	51 82	191	A	Rhode Island	64 55
												203	H	Bryant	88 78
												206	H	Richmond	50 57
												211	H	Hartford	69 50
												292	H	Monmouth	71 59
LAST 12 Division I GAMES:															
145	A	Xavier	47 72	145	H	Xavier	54 62								
64	H	Villanova	47 76	184	H	Butler	67 77								
97	H	Georgetown	51 82	97	A	Georgetown	53 63								
23	A	DePaul	50 96	64	A	Villanova	39 67								
81	A	Marquette	75 105	40	H	St. John's (NY)	61 80								
114	A	Creighton	48 72	20	H	Seton Hall	54 64								

Non-Div I Games:

Providence

■ Loss,
 ■ Non-Conf,
 ■ S Site,
 ■ H Home
 ■ A Away
 N Neutral

Average RPI Win:	128	WON-LOST	WINNING	LAST 10	STRENGTH OF	OPP. STRENGTH	TEAM	ADJ.	CONF.	ADJ CONF.
Average RPI Loss:	33	RECORD	PCT. RANK	GAMES	SCHEDULE	OF SCHEDULE	RPI	RPI	RPI	RPI
DIV. I ONLY	16- 6	54	6- 4	34	19	37	37	4	4	
DIV. I NON-CONF.	9- 2	37	1- 0	103	46	52	52	4	4	
TOTALS	RPI 1-25	RPI 26-50	W-L RECORDS	RPI 51-100	RPI 101-150	RPI 150+				
16- 6	1- 4	3- 0	OVERALL	5- 2	2- 0	5- 0				
10- 3	0- 1	3- 0	HOME	3- 2	0- 0	4- 0				
4- 2	0- 2	0- 0	AWAY	2- 0	1- 0	1- 0				
2- 1	1- 1	0- 0	NEUTRAL	0- 0	1- 0	0- 0				
9- 2	1- 1	1- 0	NON-CONFERENCE	2- 1	1- 0	4- 0				
6- 1	0- 0	1- 0	HOME	2- 1	0- 0	3- 0				
1- 0	0- 0	0- 0	AWAY	0- 0	0- 0	1- 0				
2- 1	1- 1	0- 0	NEUTRAL	0- 0	1- 0	0- 0				
7- 4	0- 3	2- 0	CONFERENCE	3- 1	1- 0	1- 0				
4- 2	0- 1	2- 0	HOME	1- 1	0- 0	1- 0				
3- 2	0- 2	0- 0	AWAY	2- 0	1- 0	0- 0				
0- 0	0- 0	0- 0	NEUTRAL	0- 0	0- 0	0- 0				

RPI 1-25				RPI 26-50				Team's RPI: 37				RPI 51-100				RPI 101+			
RPI	S	Opponent	Score	RPI	S	Opponent	Score	RPI	S	Opponent	Score	RPI	S	Opponent	Score	RPI	S	Opponent	Score
5	N	Stanford	65 71	43	H	Iowa	90 73	54	H	Ball St.	73 63	116	N	LSU	69 52				
6	A	Ohio St.	70 90	46	H	Indiana	63 53	66	H	Nebraska	61 62	137	A	Penn St.	88 78				
11	H	Maryland	67 87	48	H	Dayton	61 58	72	A	Michigan	65 63	152	H	Illinois	69 65				
15	N	Louisville	62 60					79	A	Northwestern	85 71	219	H	Ill.-Chicago	62 51				
18	A	Michigan St.	56 68					86	H	Maine	56 33	277	H	Jacksonville St.	67 48				
								90	H	Boston College	56 58	291	A	North Florida	70 47				
								98	H	Minnesota	84 72	320	H	Incarnate Word	95 27				
LAST 12 Division I GAMES:																			
		11	H	Maryland	67	87				98	H	Minnesota	84	72					
		137	A	Penn St.	88	78				46	H	Indiana	63	53					
		18	A	Michigan St.	56	68				79	A	Northwestern	85	71					
		43	H	Iowa	90	73				152	H	Illinois	69	65					
		66	H	Nebraska	61	62				72	A	Michigan	65	63					
		6	A	Ohio St.	70	90				86	H	Maine	56	33					

Non-Div I Games:

Purdue

■ Loss,
■ Non-Conf, S Site,
■ Home
■ Away
N Neutral

Quinnipiac

Through Games Of Feb. 6, 2016

Average RPI Win:	234	WON-LOST	WINNING	LAST 10	STRENGTH OF	OPP. STRENGTH	TEAM	ADJ.	CONF.	ADJ CONF.
Average RPI Loss:	146	RECORD	PCT. RANK	GAMES	SCHEDULE	OF SCHEDULE	RPI	RPI	RPI	RPI
DIV. I ONLY	14- 7	89	9- 0	204	246	109	109	23	23	
DIV. I NON-CONF.	5- 4	138	0- 1	66	174	89	89	24	24	
TOTALS	RPI 1-25	RPI 26-50	W-L RECORDS	RPI 51-100	RPI 101-150	RPI 150+				
14- 7	0- 0	0- 0	OVERALL	1- 4	0- 0	13- 3				
8- 1	0- 0	0- 0	HOME	1- 0	0- 0	7- 1				
6- 5	0- 0	0- 0	AWAY	0- 0	0- 0	6- 1				
0- 1	0- 0	0- 0	NEUTRAL	0- 1	0- 0	0- 0				
5- 4	0- 0	0- 0	NON-CONFERENCE	1- 4	0- 0	4- 0				
3- 0	0- 0	0- 0	HOME	1- 0	0- 0	2- 0				
2- 3	0- 0	0- 0	AWAY	0- 3	0- 0	2- 0				
0- 1	0- 0	0- 0	NEUTRAL	0- 1	0- 0	0- 0				
9- 3	0- 0	0- 0	CONFERENCE	0- 0	0- 0	9- 3				
5- 1	0- 0	0- 0	HOME	0- 0	0- 0	5- 1				
4- 2	0- 0	0- 0	AWAY	0- 0	0- 0	4- 2				
0- 0	0- 0	0- 0	NEUTRAL	0- 0	0- 0	0- 0				

RPI S	Opponent	Score	RPI S	Opponent	Score	RPI S	Opponent	Score	RPI S	Opponent	Score	Team's RPI: 109
						59	H Temple	58 56	175	A Marist	47 56	
						70	A Army West Point	57 67	187	A Northeastern	71 60	
						74	A FGCU	70 71	205	A Canisius	80 68	
						75	A Drexel	49 62	205	H Canisius	63 54	
						97	N Georgetown	68 80	211	H Hartford	71 69	
									215	A Siena	69 59	
									215	H Siena	94 52	
									223	A Fairfield	64 55	
									236	H Manhattan	42 52	
									270	H Holy Cross	74 61	
									274	A Vermont	77 65	
									289	A Niagara	61 54	
									292	A Monmouth	60 63	
									292	H Monmouth	85 58	
									297	H Rider	64 51	
									329	H Saint Peter's	66 49	
LAST 12 Division I GAMES:												
215	A Siena	69 59	289	A Niagara	61 54							
329	H Saint Peter's	66 49	205	H Canisius	63 54							
292	H Monmouth	85 58	297	H Rider	64 51							
215	H Siena	94 52	292	A Monmouth	60 63							
223	A Fairfield	64 55	74	A FGCU	70 71							
205	A Canisius	80 68	75	A Drexel	49 62							

Non-Div I Games:

Quinnipiac

Loss, Non-Conf, S Site, H Home A Away N Neutral

Average RPI Win:	265	WON-LOST	WINNING	LAST 10	STRENGTH OF	OPP. STRENGTH	TEAM	ADJ.	CONF.	ADJ CONF.
Average RPI Loss:	164	RECORD	PCT. RANK	GAMES	SCHEDULE	OF SCHEDULE	RPI	RPI	RPI	RPI
DIV. I ONLY	9- 10	191	6- 4	264	260	225	225	26	26	
DIV. I NON-CONF.	2- 5	253	0- 1	130	117	221	221	28	28	
TOTALS	RPI 1-25	RPI 26-50	W-L RECORDS	RPI 51-100	RPI 101-150	RPI 150+				
9- 10	0- 0	0- 1	OVERALL	0- 0	0- 5	9- 4				
6- 3	0- 0	0- 0	HOME	0- 0	0- 2	6- 1				
3- 7	0- 0	0- 1	AWAY	0- 0	0- 3	3- 3				
0- 0	0- 0	0- 0	NEUTRAL	0- 0	0- 0	0- 0				
2- 5	0- 0	0- 1	NON-CONFERENCE	0- 0	0- 3	2- 1				
2- 0	0- 0	0- 0	HOME	0- 0	0- 0	2- 0				
0- 5	0- 0	0- 1	AWAY	0- 0	0- 3	0- 1				
0- 0	0- 0	0- 0	NEUTRAL	0- 0	0- 0	0- 0				
7- 5	0- 0	0- 0	CONFERENCE	0- 0	0- 2	7- 3				
4- 3	0- 0	0- 0	HOME	0- 0	0- 2	4- 1				
3- 2	0- 0	0- 0	AWAY	0- 0	0- 0	3- 2				
0- 0	0- 0	0- 0	NEUTRAL	0- 0	0- 0	0- 0				

RPI 1-25			RPI 26-50			RPI 51-100			RPI 101+			Team's RPI: 225
RPI	S	Opponent	Score	RPI	S	Opponent	Score	RPI	S	Opponent	Score	
				34	A	North Carolina St.	52 67					
								101	A	Virginia Tech	40 47	
								104	H	Liberty	43 49	
								124	A	Youngstown St.	53 54	
								145	A	Xavier	56 63	
								146	H	UNC Asheville	46 54	
								168	H	Davidson	79 68	
								183	H	George Mason	66 63	
								220	A	Presbyterian	64 53	
								222	A	Gardner-Webb	50 54	
								229	A	High Point	66 71	
								229	H	High Point	54 56	
								282	H	Campbell	62 59	
								295	H	Charleston So.	55 40	
								303	A	Wofford	70 79	
								305	A	Coastal Caro.	49 36	
								305	H	Coastal Caro.	61 45	
								313	H	Winthrop	66 44	
								316	A	Longwood	79 67	
LAST 12 Division I GAMES:												
305	A	Coastal Caro.	49 36	282	H	Campbell	62 59					
146	H	UNC Asheville	46 54	313	H	Winthrop	66 44					
229	H	High Point	54 56	220	A	Presbyterian	64 53					
222	A	Gardner-Webb	50 54	104	H	Liberty	43 49					
295	H	Charleston So.	55 40	305	H	Coastal Caro.	61 45					
316	A	Longwood	79 67	101	A	Virginia Tech	40 47					

Non-Div I Games: Concord 92 36 Lees-McRae 84 39

Radford

Loss, Non-Conf, S Site, H Home A Away N Neutral

Rhode Island

Through Games Of Feb. 6, 2016

Average RPI Win:	253	WON-LOST	WINNING	LAST 10	STRENGTH OF	OPP. STRENGTH	TEAM	ADJ.	CONF.	ADJ CONF.
Average RPI Loss:	99	RECORD	PCT. RANK	GAMES	SCHEDULE	OF SCHEDULE	RPI	RPI	RPI	RPI
DIV. I ONLY	11- 10	156	5- 5	245	136	191	191	7	7	
DIV. I NON-CONF.	6- 6	160	1- 2	279	206	225	225	8	8	
TOTALS	RPI 1-25	RPI 26-50	W-L RECORDS	RPI 51-100	RPI 101-150	RPI 150+				
11- 10	0- 0	0- 5	OVERALL	0- 0	1- 3	10- 2				
5- 5	0- 0	0- 4	HOME	0- 0	1- 0	4- 1				
6- 4	0- 0	0- 1	AWAY	0- 0	0- 2	6- 1				
0- 1	0- 0	0- 0	NEUTRAL	0- 0	0- 1	0- 0				
6- 6	0- 0	0- 2	NON-CONFERENCE	0- 0	1- 3	5- 1				
3- 3	0- 0	0- 2	HOME	0- 0	1- 0	2- 1				
3- 2	0- 0	0- 0	AWAY	0- 0	0- 2	3- 0				
0- 1	0- 0	0- 0	NEUTRAL	0- 0	0- 1	0- 0				
5- 4	0- 0	0- 3	CONFERENCE	0- 0	0- 0	5- 1				
2- 2	0- 0	0- 2	HOME	0- 0	0- 0	2- 0				
3- 2	0- 0	0- 1	AWAY	0- 0	0- 0	3- 1				
0- 0	0- 0	0- 0	NEUTRAL	0- 0	0- 0	0- 0				

RPI 1-25			RPI 26-50			RPI 51-100			RPI 101+			Team's RPI: 191
RPI	S	Opponent	Score	RPI	S	Opponent	Score	RPI	S	Opponent	Score	
				27	H	Duquesne	70 79					
				30	H	Syracuse	54 57	139	A	Marshall	62 72	
				32	H	St. Bonaventure	56 69	140	H	Harvard	56 52	
				36	A	George Washington	52 68	143	N	Hampton	54 59	
				49	H	Albany (NY)	58 67	147	A	Brown	63 67	
								151	A	Fordham	42 50	
								168	H	Davidson	78 62	
								206	A	Richmond	57 50	
								227	H	Columbia	57 56	
								234	H	Providence	55 64	
								237	A	Massachusetts	80 79	
								266	A	Dartmouth	57 41	
								283	A	La Salle	72 61	
								283	H	La Salle	62 52	
								310	A	FIU	68 50	
								321	H	UMass Lowell	72 64	
								347	A	Boston U.	57 41	
LAST 12 Division I GAMES:												
				283	H	La Salle	62 52	206	A	Richmond	57 50	
				151	A	Fordham	42 50	36	A	George Washington	52 68	
				237	A	Massachusetts	80 79	32	H	St. Bonaventure	56 69	
				168	H	Davidson	78 62	143	N	Hampton	54 59	
				283	A	La Salle	72 61	310	A	FIU	68 50	
				27	H	Duquesne	70 79	234	H	Providence	55 64	

Non-Div I Games:

Rhode Island

■ Loss,
■ Non-Conf,
■ S Site,
■ H Home
■ A Away
N Neutral

Average RPI Win:	222	WON-LOST	WINNING	LAST 10	STRENGTH OF	OPP. STRENGTH	TEAM	ADJ.	CONF.	ADJ CONF.
Average RPI Loss:	135	RECORD	PCT. RANK	GAMES	SCHEDULE	OF SCHEDULE	RPI	RPI	RPI	RPI
DIV. I ONLY	4- 17	312	3- 7	75	158	245	245	12	12	
DIV. I NON-CONF.	1- 10	330	0- 2	111	189	274	274	10	10	
TOTALS	RPI 1-25	RPI 26-50	W-L RECORDS	RPI 51-100	RPI 101-150	RPI 150+				
4- 17	0- 4	0- 0	OVERALL	0- 2	0- 4	4- 7				
2- 8	0- 2	0- 0	HOME	0- 1	0- 2	2- 3				
2- 9	0- 2	0- 0	AWAY	0- 1	0- 2	2- 4				
0- 0	0- 0	0- 0	NEUTRAL	0- 0	0- 0	0- 0				
1- 10	0- 3	0- 0	NON-CONFERENCE	0- 0	0- 2	1- 5				
0- 5	0- 1	0- 0	HOME	0- 0	0- 2	0- 2				
1- 5	0- 2	0- 0	AWAY	0- 0	0- 0	1- 3				
0- 0	0- 0	0- 0	NEUTRAL	0- 0	0- 0	0- 0				
3- 7	0- 1	0- 0	CONFERENCE	0- 2	0- 2	3- 2				
2- 3	0- 1	0- 0	HOME	0- 1	0- 0	2- 1				
1- 4	0- 0	0- 0	AWAY	0- 1	0- 2	1- 1				
0- 0	0- 0	0- 0	NEUTRAL	0- 0	0- 0	0- 0				

RPI	S	Opponent	Score	RPI	S	Opponent	Score	RPI	S	Opponent	Score	RPI	S	Opponent	Score	Team's RPI: 245
4	A	Baylor	38 89					56	A	Western Ky.	49 52	139	A	Marshall	52 81	
8	H	Texas	47 70					80	H	Middle Tenn.	60 61	140	H	Harvard	61 67	
16	A	Kentucky	39 72									141	A	Southern Miss.	62 68	
25	H	UTEP	54 60									142	H	Loyola Chicago	50 57	
												163	H	UAB	55 64	
												169	A	Louisiana Tech	61 63	
												172	A	McNeese St.	53 61	
												201	A	North Texas	79 73	
												201	H	North Texas	100 97	
												228	H	UTSA	49 48	
												233	A	Stephen F. Austin	45 59	
												239	H	Texas Southern	66 69	
												243	H	Houston	59 62	
												258	A	Sam Houston St.	58 46	
												326	A	A&M-Corpus Christi	55 60	
LAST 12 Division I GAMES:																
141	A	Southern Miss.	62 68	56	A	Western Ky.	49 52									
169	A	Louisiana Tech	61 63	201	H	North Texas	100 97									
201	A	North Texas	79 73	228	H	UTSA	49 48									
80	H	Middle Tenn.	60 61	25	H	UTEP	54 60									
163	H	UAB	55 64	142	H	Loyola Chicago	50 57									
139	A	Marshall	52 81	239	H	Texas Southern	66 69									

Non-Div I Games:

Rice

■ Loss,
 ■ Non-Conf,
 ■ S Site,
 ■ H Home
 ■ A Away
 N Neutral

Average RPI Win:	240	WON-LOST	WINNING	LAST 10	STRENGTH OF	OPP. STRENGTH	TEAM	ADJ.	CONF.	ADJ CONF.
Average RPI Loss:	106	RECORD	PCT. RANK	GAMES	SCHEDULE	OF SCHEDULE	RPI	RPI	RPI	RPI
DIV. I ONLY	9- 13	221	2- 8	188	98	206	206	7	7	
DIV. I NON-CONF.	7- 6	156	1- 2	282	133	211	211	8	8	
TOTALS	RPI 1-25	RPI 26-50	W-L RECORDS	RPI 51-100	RPI 101-150	RPI 150+				
9- 13	0- 0	0- 3	OVERALL	0- 6	0- 1	9- 3				
4- 5	0- 0	0- 2	HOME	0- 1	0- 0	4- 2				
3- 7	0- 0	0- 1	AWAY	0- 4	0- 1	3- 1				
2- 1	0- 0	0- 0	NEUTRAL	0- 1	0- 0	2- 0				
7- 6	0- 0	0- 0	NON-CONFERENCE	0- 3	0- 1	7- 2				
4- 2	0- 0	0- 0	HOME	0- 1	0- 0	4- 1				
1- 3	0- 0	0- 0	AWAY	0- 1	0- 1	1- 1				
2- 1	0- 0	0- 0	NEUTRAL	0- 1	0- 0	2- 0				
2- 7	0- 0	0- 3	CONFERENCE	0- 3	0- 0	2- 1				
0- 3	0- 0	0- 2	HOME	0- 0	0- 0	0- 1				
2- 4	0- 0	0- 1	AWAY	0- 3	0- 0	2- 0				
0- 0	0- 0	0- 0	NEUTRAL	0- 0	0- 0	0- 0				

RPI 1-25				RPI 26-50				RPI 51-100				RPI 101+ Team's RPI: 206			
RPI	S	Opponent	Score	RPI	S	Opponent	Score	RPI	S	Opponent	Score	RPI	S	Opponent	Score
				27	H	Duquesne	44 65	55	H	James Madison	47 73	133	A	Wake Forest	33 43
				32	A	St. Bonaventure	43 66	81	N	Marquette	80 98	156	H	Old Dominion	62 57
				48	H	Dayton	48 60	83	A	Saint Louis	48 73	182	H	William & Mary	56 50
								85	A	Virginia	51 71	191	H	Rhode Island	50 57
								87	A	Saint Joseph's	53 64	208	H	Eastern Ky.	81 62
								96	A	VCU	42 53	216	H	Furman	62 69
												234	A	Providence	57 50
												237	A	Massachusetts	74 68
												238	A	Appalachian St.	59 73
												253	H	UNCW	63 53
												283	A	La Salle	60 43
												287	N	Wichita St.	63 50
												324	N	Lafayette	54 46
LAST 12 Division I GAMES:															
				83	A	Saint Louis	48 73	191	H	Rhode Island	50 57				
				32	A	St. Bonaventure	43 66	48	H	Dayton	48 60				
				27	H	Duquesne	44 65	283	A	La Salle	60 43				
				96	A	VCU	42 53	85	A	Virginia	51 71				
				237	A	Massachusetts	74 68	324	N	Lafayette	54 46				
				87	A	Saint Joseph's	53 64	133	A	Wake Forest	33 43				

Non-Div I Games:

Richmond

 Loss,
 Non-Conf,
 S Site,
 H Home
 A Away
N Neutral

Average RPI Win:	264	WON-LOST	WINNING	LAST 10	STRENGTH OF	OPP. STRENGTH	TEAM	ADJ.	CONF.	ADJ CONF.
Average RPI Loss:	176	RECORD	PCT. RANK	GAMES	SCHEDULE	OF SCHEDULE	RPI	RPI	RPI	RPI
DIV. I ONLY	4- 17	312	1- 9	157	309	297	297	23	23	
DIV. I NON-CONF.	3- 6	234	0- 2	102	333	208	208	24	24	
TOTALS	RPI 1-25	RPI 26-50	W-L RECORDS	RPI 51-100	RPI 101-150	RPI 150+				
4- 17	0- 0	0- 1	OVERALL	0- 2	0- 3	4- 11				
3- 7	0- 0	0- 1	HOME	0- 0	0- 0	3- 6				
1- 8	0- 0	0- 0	AWAY	0- 1	0- 3	1- 4				
0- 2	0- 0	0- 0	NEUTRAL	0- 1	0- 0	0- 1				
3- 6	0- 0	0- 1	NON-CONFERENCE	0- 2	0- 1	3- 2				
2- 1	0- 0	0- 1	HOME	0- 0	0- 0	2- 0				
1- 3	0- 0	0- 0	AWAY	0- 1	0- 1	1- 1				
0- 2	0- 0	0- 0	NEUTRAL	0- 1	0- 0	0- 1				
1- 11	0- 0	0- 0	CONFERENCE	0- 0	0- 2	1- 9				
1- 6	0- 0	0- 0	HOME	0- 0	0- 0	1- 6				
0- 5	0- 0	0- 0	AWAY	0- 0	0- 2	0- 3				
0- 0	0- 0	0- 0	NEUTRAL	0- 0	0- 0	0- 0				

RPI S	Opponent	Score	RPI S	Opponent	Score	RPI S	Opponent	Score	RPI S	Opponent	Score	Team's RPI: 297
50	H Princeton	59 78	70	A Army West Point	42 57	109	A Quinnipiac	51 64	119	A Iona	46 59	
			84	N Central Mich.	58 76	148	A Pittsburgh	44 75	175	A Marist	54 66	
						175	H Marist	56 74	188	A UMBC	53 58	
						188	N UMBC	58 67	204	H Lehigh	61 60	
						205	H Canisius	64 73	215	A Siena	45 66	
						215	H Siena	70 58	223	A Fairfield	56 63	
						223	H Fairfield	39 55	236	H Manhattan	70 74	
						289	H Niagara	57 67	292	H Monmouth	75 87	
						293	H Towson	78 72	344	A St. Francis Brooklyn	71 59	
LAST 12 Division I GAMES:												
175	H Marist	56 74	289	H Niagara	57 67							
223	A Fairfield	56 63	215	A Siena	45 66							
236	H Manhattan	70 74	109	A Quinnipiac	51 64							
292	H Monmouth	75 87	175	A Marist	54 66							
215	H Siena	70 58	188	N UMBC	58 67							
223	H Fairfield	39 55	84	N Central Mich.	58 76							

Non-Div I Games:

Rider

Average RPI Win:	285	WON-LOST	WINNING	LAST 10	STRENGTH OF	OPP. STRENGTH	TEAM	ADJ.	CONF.	ADJ CONF.
Average RPI Loss:	167	RECORD	PCT. RANK	GAMES	SCHEDULE	OF SCHEDULE	RPI	RPI	RPI	RPI
DIV. I ONLY	12- 9	129	6- 4	298	329	196	196	31	31	
DIV. I NON-CONF.	5- 5	160	1- 0	181	159	139	139	32	32	
TOTALS	RPI 1-25	RPI 26-50	W-L RECORDS	RPI 51-100	RPI 101-150	RPI 150+				
12- 9	0- 1	0- 1	OVERALL	0- 1	0- 2	12- 4				
6- 2	0- 0	0- 0	HOME	0- 0	0- 1	6- 1				
6- 7	0- 0	0- 0	AWAY	0- 0	0- 0	6- 0				
0- 0	0- 0	0- 0	NEUTRAL	0- 0	0- 0	0- 0				
5- 5	0- 1	0- 1	NON-CONFERENCE	0- 1	0- 2	5- 0				
2- 1	0- 0	0- 0	HOME	0- 0	0- 1	2- 0				
3- 4	0- 1	0- 1	AWAY	0- 1	0- 1	3- 0				
0- 0	0- 0	0- 0	NEUTRAL	0- 0	0- 0	0- 0				
7- 4	0- 0	0- 0	CONFERENCE	0- 0	0- 0	7- 4				
4- 1	0- 0	0- 0	HOME	0- 0	0- 0	4- 1				
3- 3	0- 0	0- 0	AWAY	0- 0	0- 0	3- 3				
0- 0	0- 0	0- 0	NEUTRAL	0- 0	0- 0	0- 0				

RPI 1-25				RPI 26-50				RPI 51-100				RPI 101+ Team's RPI: 196			
RPI	S	Opponent	Score	RPI	S	Opponent	Score	RPI	S	Opponent	Score	RPI	S	Opponent	Score
21	A	Florida	52 79	43	A	Iowa	50 69	93	A	Charlotte	73 94	124	A	Youngstown St.	46 55
												149	H	Northern Ky.	70 72
												179	H	Delaware	53 50
												203	A	Bryant	65 71
												203	H	Bryant	55 53
												230	H	Morgan St.	76 44
												263	H	Sacred Heart	78 63
												271	A	Ga. Southern	64 49
												276	A	Central Conn. St.	39 48
												283	A	La Salle	76 45
												286	A	Saint Francis (PA)	54 62
												292	A	Monmouth	60 47
												307	H	Fairleigh Dickinson	68 83
												327	A	LIU Brooklyn	52 49
												338	H	Wagner	64 44
												342	A	Mt. St. Mary's	74 67
												342	H	Mt. St. Mary's	61 56
												344	A	St. Francis Brooklyn	62 53
LAST 12 Division I GAMES:															
203	H	Bryant	55 53	307	H	Fairleigh Dickinson	68 83								
342	A	Mt. St. Mary's	74 67	327	A	LIU Brooklyn	52 49								
286	A	Saint Francis (PA)	54 62	344	A	St. Francis Brooklyn	62 53								
276	A	Central Conn. St.	39 48	338	H	Wagner	64 44								
203	A	Bryant	65 71	263	H	Sacred Heart	78 63								
342	H	Mt. St. Mary's	61 56	179	H	Delaware	53 50								

Non-Div I Games: West Va. Wesleyan 124 59

Robert Morris

■ Loss,
 ■ Non-Conf,
 ■ S Site,
 ■ H Home
 ■ A Away
 N Neutral

Average RPI Win:	114	WON-LOST	WINNING	LAST 10	STRENGTH OF	OPP. STRENGTH	TEAM	ADJ.	CONF.	ADJ CONF.
Average RPI Loss:	36	RECORD	PCT. RANK	GAMES	SCHEDULE	OF SCHEDULE	RPI	RPI	RPI	RPI
DIV. I ONLY	13- 10	140	3- 7	11	14	44	44	4	4	
DIV. I NON-CONF.	9- 3	69	1- 0	21	8	17	17	4	4	
TOTALS	RPI 1-25	RPI 26-50	W-L RECORDS	RPI 51-100	RPI 101-150	RPI 150+				
13- 10	1- 5	0- 3	OVERALL	6- 2	3- 0	3- 0				
9- 2	0- 1	0- 1	HOME	3- 0	3- 0	3- 0				
1- 8	0- 4	0- 2	AWAY	1- 2	0- 0	0- 0				
3- 0	1- 0	0- 0	NEUTRAL	2- 0	0- 0	0- 0				
9- 3	1- 2	0- 1	NON-CONFERENCE	4- 0	3- 0	1- 0				
5- 1	0- 0	0- 1	HOME	1- 0	3- 0	1- 0				
1- 2	0- 2	0- 0	AWAY	1- 0	0- 0	0- 0				
3- 0	1- 0	0- 0	NEUTRAL	2- 0	0- 0	0- 0				
4- 7	0- 3	0- 2	CONFERENCE	2- 2	0- 0	2- 0				
4- 1	0- 1	0- 0	HOME	2- 0	0- 0	2- 0				
0- 6	0- 2	0- 2	AWAY	0- 2	0- 0	0- 0				
0- 0	0- 0	0- 0	NEUTRAL	0- 0	0- 0	0- 0				

RPI 1-25				RPI 26-50				Team's RPI: 44	RPI 51-100				RPI 101+			
RPI	S	Opponent	Score	RPI	S	Opponent	Score		RPI	S	Opponent	Score	RPI	S	Opponent	Score
6	A	Ohio St.	78 90	40	H	St. John's (NY)	62 69		59	H	Temple	61 51	116	H	LSU	69 57
6	H	Ohio St.	58 67	43	A	Iowa	65 69		66	A	Nebraska	54 65	119	H	Iona	58 33
12	A	Florida St.	43 65	46	A	Indiana	48 64		66	H	Nebraska	66 56	136	H	Arkansas	60 40
18	A	Michigan St.	48 59						82	N	Tulane	75 51	152	H	Illinois	67 54
20	A	Seton Hall	49 77						85	N	Virginia	60 48	158	H	Wisconsin	61 41
22	N	Green Bay	54 43						87	A	Saint Joseph's	78 65	304	H	Savannah St.	65 26
									98	A	Minnesota	72 85				
									98	H	Minnesota	66 55				
LAST 12 Division I GAMES:																
98	A	Minnesota	72 85	152	H	Illinois	67 54									
66	H	Nebraska	66 56	6	A	Ohio St.	78 90									
46	A	Indiana	48 64	158	H	Wisconsin	61 41									
6	H	Ohio St.	58 67	43	A	Iowa	65 69									
18	A	Michigan St.	48 59	98	H	Minnesota	66 55									
66	A	Nebraska	54 65	116	H	LSU	69 57									

Non-Div I Games:

Rutgers

■ Loss,
■ Non-Conf,
■ S Site,
■ H Home
■ A Away
N Neutral

SIUE				Through Games Of Feb. 6, 2016						
Average RPI Win:	249	WON-LOST	WINNING	LAST 10	STRENGTH OF	OPP. STRENGTH	TEAM	ADJ.	CONF.	ADJ CONF.
Average RPI Loss:	139	RECORD	PCT. RANK	GAMES	SCHEDULE	OF SCHEDULE	RPI	RPI	RPI	RPI
DIV. I ONLY		14- 10	126	8- 2	202	268	155	155	24	24
DIV. I NON-CONF.		5- 8	209	0- 1	122	264	179	179	23	23
TOTALS		RPI 1-25	RPI 26-50		W-L RECORDS		RPI 51-100	RPI 101-150		RPI 150+
14- 10	0- 1	0- 1		OVERALL		1- 2	1- 2		12- 4	
8- 2	0- 0	0- 0		HOME		1- 1	1- 1		6- 0	
6- 7	0- 1	0- 1		AWAY		0- 1	0- 1		6- 3	
0- 1	0- 0	0- 0		NEUTRAL		0- 0	0- 0		0- 1	
5- 8		0- 1	0- 1		NON-CONFERENCE		1- 1	0- 2		4- 3
3- 1	0- 0	0- 0		HOME		1- 0	0- 1		2- 0	
2- 6	0- 1	0- 1		AWAY		0- 1	0- 1		2- 2	
0- 1	0- 0	0- 0		NEUTRAL		0- 0	0- 0		0- 1	
9- 2		0- 0	0- 0		CONFERENCE		0- 1	1- 0		8- 1
5- 1	0- 0	0- 0		HOME		0- 1	1- 0		4- 0	
4- 1	0- 0	0- 0		AWAY		0- 0	0- 0		4- 1	
0- 0	0- 0	0- 0		NEUTRAL		0- 0	0- 0		0- 0	

RPI 1-25				RPI 26-50				RPI 51-100				RPI 101+ Team's RPI: 155			
RPI	S	Opponent	Score	RPI	S	Opponent	Score	RPI	S	Opponent	Score	RPI	S	Opponent	Score
17	A	Oklahoma St.	61 86	33	A	Missouri	46 75	83	H	Saint Louis	71 64	111	H	IUPUI	67 85
								84	A	Central Mich.	65 78	112	H	Belmont	73 60
								89	H	UT Martin	79 85	144	A	Southern Ill.	57 71
												200	H	Southeast Mo. St.	80 73
												208	H	Eastern Ky.	89 74
												209	A	Valparaiso	56 69
												226	A	Western Ill.	74 78
												233	N	Stephen F. Austin	74 82
												246	A	Tennessee St.	61 73
												256	H	Northern Ill.	93 67
												262	H	Omaha	90 86
												265	A	Austin Peay	72 61
												277	A	Jacksonville St.	62 57
												280	A	Tennessee Tech	83 68
												290	A	Murray St.	64 61
												296	H	Morehead St.	90 81
												309	A	UMKC	63 58
												317	A	Illinois St.	65 57
												337	H	Eastern Ill.	87 75
LAST 12 Division I GAMES:															
89	H	UT Martin	79 85	296	H	Morehead St.	90 81								
337	H	Eastern Ill.	87 75	246	A	Tennessee St.	61 73								
265	A	Austin Peay	72 61	112	H	Belmont	73 60								
290	A	Murray St.	64 61	280	A	Tennessee Tech	83 68								
200	H	Southeast Mo. St.	80 73	277	A	Jacksonville St.	62 57								
208	H	Eastern Ky.	89 74	84	A	Central Mich.	65 78								

Non-Div I Games:

SIUE

■ Loss,
 ■ Non-Conf,
 ■ S Site,
 ■ H Home
 ■ A Away
 N Neutral

SMU				STRENGTH OF SCHEDULE	OPP. STRENGTH OF SCHEDULE	TEAM RPI	ADJ. RPI	CONF. RPI	ADJ CONF. RPI
Average RPI Win:	192	WON-LOST RECORD	WINNING PCT. RANK						
Average RPI Loss:	80		LAST 10 GAMES						
DIV. I ONLY	10- 12	195	5- 5	96	46	160	160	8	8
DIV. I NON-CONF.	5- 6	180	0- 1	164	24	194	194	7	7

TOTALS	RPI 1-25	RPI 26-50	W-L RECORDS	RPI 51-100	RPI 101-150	RPI 150+			
10- 12	0- 3	0- 3	OVERALL	2- 3	1- 0	7- 3			
6- 6	0- 2	0- 1	HOME	1- 2	1- 0	4- 1			
2- 5	0- 1	0- 1	AWAY	0- 1	0- 0	2- 2			
2- 1	0- 0	0- 1	NEUTRAL	1- 0	0- 0	1- 0			
5- 6	0- 2	0- 1	NON-CONFERENCE	1- 1	0- 0	4- 2			
3- 3	0- 1	0- 0	HOME	0- 1	0- 0	3- 1			
0- 2	0- 1	0- 0	AWAY	0- 0	0- 0	0- 1			
2- 1	0- 0	0- 1	NEUTRAL	1- 0	0- 0	1- 0			
5- 6	0- 1	0- 2	CONFERENCE	1- 2	1- 0	3- 1			
3- 3	0- 1	0- 1	HOME	1- 1	1- 0	1- 0			
2- 3	0- 0	0- 1	AWAY	0- 1	0- 0	2- 1			
0- 0	0- 0	0- 0	NEUTRAL	0- 0	0- 0	0- 0			

RPI 1-25				RPI 26-50				RPI 51-100				RPI 101+ Team's RPI: 160			
RPI	S	Opponent	Score	RPI	S	Opponent	Score	RPI	S	Opponent	Score	RPI	S	Opponent	Score
3	H	UConn	37 90	29	N	Mississippi St.	70 72	59	A	Temple	35 55	122	H	Memphis	58 49
10	H	Arizona St.	57 64	45	A	South Fla.	56 83	59	H	Temple	69 67	173	H	Northwestern St.	74 36
19	A	Texas A&M	55 67	45	H	South Fla.	48 66	82	H	Tulane	42 54	180	A	Tulsa	54 56
								94	H	TCU	79 89	192	H	Kansas	73 64
								99	N	Arizona	58 46	193	H	New Mexico	58 63
												201	A	North Texas	57 60
												212	A	Cincinnati	73 55
												222	N	Gardner-Webb	69 61
												243	A	Houston	50 48
												261	H	UCF	65 50
												341	H	Cal St. Fullerton	74 53
LAST 12 Division I GAMES:															
261	H	UCF	65 50	122	H	Memphis	58 49								
59	A	Temple	35 55	243	A	Houston	50 48								
45	H	South Fla.	48 66	45	A	South Fla.	56 83								
212	A	Cincinnati	73 55	59	H	Temple	69 67								
3	H	UConn	37 90	180	A	Tulsa	54 56								
82	H	Tulane	42 54	29	N	Mississippi St.	70 72								

Non-Div I Games:

SMU

■ Loss,
 ■ Non-Conf,
 ■ S Site,
 ■ H Home
 ■ A Away
 N Neutral

Average RPI Win:	258	WON-LOST	WINNING	LAST 10	STRENGTH OF	OPP. STRENGTH	TEAM	ADJ.	CONF.	ADJ CONF.
Average RPI Loss:	140	RECORD	PCT. RANK	GAMES	SCHEDULE	OF SCHEDULE	RPI	RPI	RPI	RPI
DIV. I ONLY	7- 14	257	4- 6	101	275	210	210	20	20	
DIV. I NON-CONF.	3- 8	258	1- 1	109	172	206	206	20	20	
TOTALS	RPI 1-25	RPI 26-50	W-L RECORDS	RPI 51-100	RPI 101-150	RPI 150+				
7- 14	0- 1	0- 0	OVERALL	0- 3	0- 2	7- 8				
3- 6	0- 1	0- 0	HOME	0- 0	0- 2	3- 3				
4- 7	0- 0	0- 0	AWAY	0- 2	0- 0	4- 5				
0- 1	0- 0	0- 0	NEUTRAL	0- 1	0- 0	0- 0				
3- 8	0- 1	0- 0	NON-CONFERENCE	0- 3	0- 1	3- 3				
1- 3	0- 1	0- 0	HOME	0- 0	0- 1	1- 1				
2- 4	0- 0	0- 0	AWAY	0- 2	0- 0	2- 2				
0- 1	0- 0	0- 0	NEUTRAL	0- 1	0- 0	0- 0				
4- 6	0- 0	0- 0	CONFERENCE	0- 0	0- 1	4- 5				
2- 3	0- 0	0- 0	HOME	0- 0	0- 1	2- 2				
2- 3	0- 0	0- 0	AWAY	0- 0	0- 0	2- 3				
0- 0	0- 0	0- 0	NEUTRAL	0- 0	0- 0	0- 0				

RPI	S	Opponent	Score	RPI	S	Opponent	Score	RPI	S	Opponent	Score	RPI	S	Opponent	Score	Team's RPI: 210
9	H	UCLA	76 109					64	N	Villanova	54 78	120	H	San Francisco	94 95	
								73	A	California	99 117	135	H	Idaho	88 98	
								100	A	New Mexico St.	77 80	154	H	Hawaii	72 74	
												159	A	Montana St.	99 116	
												159	H	Montana St.	79 80	
												181	H	Eastern Wash.	83 100	
												190	A	Weber St.	66 77	
												193	A	New Mexico	71 84	
												197	A	Cal Poly	72 97	
												198	A	UC Davis	92 77	
												199	A	Idaho St.	68 59	
												218	A	Utah St.	95 86	
												221	A	Montana	83 90	
												221	H	Montana	83 75	
												322	H	UC Irvine	126 78	
												323	A	Portland St.	126 78	
												323	H	Portland St.	132 91	
LAST 12 Division I GAMES:																
159	A	Montana St.	99 116	199	A	Idaho St.	68 59									
221	A	Montana	83 90	221	H	Montana	83 75									
181	H	Eastern Wash.	83 100	159	H	Montana St.	79 80									
135	H	Idaho	88 98	323	H	Portland St.	132 91									
323	A	Portland St.	126 78	197	A	Cal Poly	72 97									
190	A	Weber St.	66 77	322	H	UC Irvine	126 78									

Non-Div I Games:

Sacramento St.

■ Loss,
 ■ Non-Conf,
 ■ S Site,
 ■ Home
 ■ A Away
 N Neutral

Sacred Heart

Through Games Of Feb. 6, 2016

Average RPI Win:	312	WON-LOST	WINNING	LAST 10	STRENGTH OF	OPP. STRENGTH	TEAM	ADJ.	CONF.	ADJ CONF.
Average RPI Loss:	170	RECORD	PCT. RANK	GAMES	SCHEDULE	OF SCHEDULE	RPI	RPI	RPI	RPI
DIV. I ONLY	11- 11	168	9- 1	327	334	263	263	31	31	
DIV. I NON-CONF.	2- 9	296	0- 1	258	211	317	317	32	32	
TOTALS	RPI 1-25	RPI 26-50	W-L RECORDS	RPI 51-100	RPI 101-150	RPI 150+				
11- 11	0- 0	0- 1	OVERALL	0- 1	0- 3	11- 6				
5- 4	0- 0	0- 0	HOME	0- 0	0- 1	5- 3				
5- 6	0- 0	0- 1	AWAY	0- 1	0- 1	5- 3				
1- 1	0- 0	0- 0	NEUTRAL	0- 0	0- 1	1- 0				
2- 9	0- 0	0- 1	NON-CONFERENCE	0- 1	0- 3	2- 4				
1- 3	0- 0	0- 0	HOME	0- 0	0- 1	1- 2				
0- 5	0- 0	0- 1	AWAY	0- 1	0- 1	0- 2				
1- 1	0- 0	0- 0	NEUTRAL	0- 0	0- 1	1- 0				
9- 2	0- 0	0- 0	CONFERENCE	0- 0	0- 0	9- 2				
4- 1	0- 0	0- 0	HOME	0- 0	0- 0	4- 1				
5- 1	0- 0	0- 0	AWAY	0- 0	0- 0	5- 1				
0- 0	0- 0	0- 0	NEUTRAL	0- 0	0- 0	0- 0				

RPI 1-25			RPI 26-50			RPI 51-100			RPI 101+ Team's RPI: 263		
RPI	S	Opponent	Score	RPI	S	Opponent	Score	RPI	S	Opponent	Score
				40	A	St. John's (NY)	54 67	59	A	Temple	62 92
								127	N	La.-Lafayette	58 60
								132	H	Buffalo	53 66
								137	A	Penn St.	46 83
								196	A	Robert Morris	63 78
								203	H	Bryant	59 61
								211	H	Hartford	67 68
								223	A	Fairfield	50 61
								224	H	Binghamton	69 60
								268	H	New Hampshire	69 81
								274	A	Vermont	51 53
								276	A	Central Conn. St.	61 57
								286	A	Saint Francis (PA)	81 77
								305	N	Coastal Caro.	71 62
								307	H	Fairleigh Dickinson	72 61
								327	A	LIU Brooklyn	62 53
								338	A	Wagner	77 73
								338	H	Wagner	73 62
								342	H	Mt. St. Mary's	61 58
								344	A	St. Francis Brooklyn	68 51
								344	H	St. Francis Brooklyn	63 55
LAST 12 Division I GAMES:											
344	H	St. Francis Brooklyn	63 55	344	A	St. Francis Brooklyn	68 51				
327	A	LIU Brooklyn	62 53	338	H	Wagner	73 62				
203	H	Bryant	59 61	307	H	Fairleigh Dickinson	72 61				
342	H	Mt. St. Mary's	61 58	286	A	Saint Francis (PA)	81 77				
338	A	Wagner	77 73	196	A	Robert Morris	63 78				
276	A	Central Conn. St.	61 57	132	H	Buffalo	53 66				

Non-Div I Games:

Sacred Heart

■ Loss,
■ Non-Conf,
■ S Site,
■ H Home
■ A Away
N Neutral

Saint Francis (PA)

Through Games Of Feb. 6, 2016

Average RPI Win:	308	WON-LOST	WINNING	LAST 10	STRENGTH OF	OPP. STRENGTH	TEAM	ADJ.	CONF.	ADJ CONF.
Average RPI Loss:	192	RECORD	PCT. RANK	GAMES	SCHEDULE	OF SCHEDULE	RPI	RPI	RPI	RPI
DIV. I ONLY	7- 14	257	5- 5	274	338	286	286	31	31	
DIV. I NON-CONF.	1- 9	325	0- 1	134	213	300	300	32	32	
TOTALS	RPI 1-25	RPI 26-50	W-L RECORDS	RPI 51-100	RPI 101-150	RPI 150+				
7- 14	0- 1	0- 1	OVERALL	0- 0	0- 2	7- 10				
5- 3	0- 0	0- 0	HOME	0- 0	0- 1	5- 2				
2- 10	0- 1	0- 1	AWAY	0- 0	0- 1	2- 7				
0- 1	0- 0	0- 0	NEUTRAL	0- 0	0- 0	0- 1				
1- 9	0- 1	0- 1	NON-CONFERENCE	0- 0	0- 2	1- 5				
1- 1	0- 0	0- 0	HOME	0- 0	0- 1	1- 0				
0- 7	0- 1	0- 1	AWAY	0- 0	0- 1	0- 4				
0- 1	0- 0	0- 0	NEUTRAL	0- 0	0- 0	0- 1				
6- 5	0- 0	0- 0	CONFERENCE	0- 0	0- 0	6- 5				
4- 2	0- 0	0- 0	HOME	0- 0	0- 0	4- 2				
2- 3	0- 0	0- 0	AWAY	0- 0	0- 0	2- 3				
0- 0	0- 0	0- 0	NEUTRAL	0- 0	0- 0	0- 0				

RPI 1-25				RPI 26-50				RPI 51-100				RPI 101+ Team's RPI: 286			
RPI	S	Opponent	Score	RPI	S	Opponent	Score	RPI	S	Opponent	Score	RPI	S	Opponent	Score
21	A	Florida	65 122	35	A	Ohio	65 91					139	A	Marshall	73 81
												148	H	Pittsburgh	59 74
												167	A	Cornell	69 75
												196	H	Robert Morris	62 54
												203	A	Bryant	72 84
												205	A	Canisius	52 77
												208	N	Eastern Ky.	82 88
												212	A	Cincinnati	86 93
												227	A	Columbia	78 82
												263	H	Sacred Heart	77 81
												276	A	Central Conn. St.	51 66
												276	H	Central Conn. St.	59 79
												305	H	Coastal Caro.	106 74
												307	A	Fairleigh Dickinson	72 73
												307	H	Fairleigh Dickinson	87 67
												327	A	LIU Brooklyn	84 75
												338	H	Wagner	93 78
												342	H	Mt. St. Mary's	87 57
												344	A	St. Francis Brooklyn	83 76
LAST 12 Division I GAMES:															
276	H	Central Conn. St.	59 79	342	H	Mt. St. Mary's	87 57								
307	A	Fairleigh Dickinson	72 73	344	A	St. Francis Brooklyn	83 76								
196	H	Robert Morris	62 54	327	A	LIU Brooklyn	84 75								
203	A	Bryant	72 84	263	H	Sacred Heart	77 81								
276	A	Central Conn. St.	51 66	338	H	Wagner	93 78								
307	H	Fairleigh Dickinson	87 67	208	N	Eastern Ky.	82 88								

Non-Div I Games: Pitt.-Johnstown 82 78

Saint Francis (PA)

■ Loss,
 ■ Non-Conf,
 ■ S Site,
 ■ H Home
 ■ A Away
 N Neutral

Saint Joseph's

Through Games Of Feb. 6, 2016

Average RPI Win:	147	WON-LOST	WINNING	LAST 10	STRENGTH OF	OPP. STRENGTH	TEAM	ADJ.	CONF.	ADJ CONF.
Average RPI Loss:	61	RECORD	PCT. RANK	GAMES	SCHEDULE	OF SCHEDULE	RPI	RPI	RPI	RPI
DIV. I ONLY	10- 11	184	5- 5	8	79	87	87	7	7	
DIV. I NON-CONF.	6- 6	160	2- 1	3	57	53	53	8	8	
TOTALS	RPI 1-25	RPI 26-50	W-L RECORDS	RPI 51-100	RPI 101-150	RPI 150+				
10- 11	0- 2	1- 4	OVERALL	4- 3	0- 1	5- 1				
6- 7	0- 2	1- 3	HOME	2- 1	0- 1	3- 0				
4- 4	0- 0	0- 1	AWAY	2- 2	0- 0	2- 1				
0- 0	0- 0	0- 0	NEUTRAL	0- 0	0- 0	0- 0				
6- 6	0- 2	1- 1	NON-CONFERENCE	3- 2	0- 1	2- 0				
4- 4	0- 2	1- 1	HOME	2- 0	0- 1	1- 0				
2- 2	0- 0	0- 0	AWAY	1- 2	0- 0	1- 0				
0- 0	0- 0	0- 0	NEUTRAL	0- 0	0- 0	0- 0				
4- 5	0- 0	0- 3	CONFERENCE	1- 1	0- 0	3- 1				
2- 3	0- 0	0- 2	HOME	0- 1	0- 0	2- 0				
2- 2	0- 0	0- 1	AWAY	1- 0	0- 0	1- 1				
0- 0	0- 0	0- 0	NEUTRAL	0- 0	0- 0	0- 0				

RPI 1-25				RPI 26-50				RPI 51-100 Team's RPI: 87				RPI 101+			
RPI	S	Opponent	Score	RPI	S	Opponent	Score	RPI	S	Opponent	Score	RPI	S	Opponent	Score
1	H	Notre Dame	55 91	32	A	St. Bonaventure	51 65	59	A	Temple	70 67	119	H	Iona	75 81
20	H	Seton Hall	54 66	36	H	George Washington	45 70	64	A	Villanova	49 55	151	A	Fordham	40 47
				41	H	Penn	50 46	75	H	Drexel	53 46	188	H	UMBC	104 45
				44	H	Rutgers	65 78	77	A	Hofstra	62 75	204	A	Lehigh	63 62
				48	H	Dayton	61 71	83	H	Saint Louis	66 77	206	H	Richmond	64 53
								84	H	Central Mich.	76 66	237	A	Massachusetts	62 58
								96	A	VCU	66 63	283	H	La Salle	64 55
LAST 12 Division I GAMES:															
				283	H	La Salle	64 55	96	A	VCU	66 63				
				32	A	St. Bonaventure	51 65	237	A	Massachusetts	62 58				
				48	H	Dayton	61 71	36	H	George Washington	45 70				
				83	H	Saint Louis	66 77	84	H	Central Mich.	76 66				
				151	A	Fordham	40 47	188	H	UMBC	104 45				
				206	H	Richmond	64 53	1	H	Notre Dame	55 91				

Non-Div I Games:

Saint Joseph's

■ Loss,
 ■ Non-Conf,
 ■ S Site,
 ■ H Home
 ■ A Away
 N Neutral

Saint Louis

Through Games Of Feb. 6, 2016

Average RPI Win:	205	WON-LOST	WINNING	LAST 10	STRENGTH OF	OPP. STRENGTH	TEAM	ADJ.	CONF.	ADJ CONF.
Average RPI Loss:	102	RECORD	PCT. RANK	GAMES	SCHEDULE	OF SCHEDULE	RPI	RPI	RPI	RPI
DIV. I ONLY	17- 5	40	8- 2	242	126	83	83	7	7	
DIV. I NON-CONF.	9- 3	69	1- 1	263	281	101	101	8	8	
TOTALS	RPI 1-25	RPI 26-50	W-L RECORDS	RPI 51-100	RPI 101-150	RPI 150+				
17- 5	0- 0	1- 1	OVERALL	2- 2	2- 0	12- 2				
8- 1	0- 0	1- 0	HOME	0- 0	0- 0	7- 1				
8- 4	0- 0	0- 1	AWAY	2- 2	2- 0	4- 1				
1- 0	0- 0	0- 0	NEUTRAL	0- 0	0- 0	1- 0				
9- 3	0- 0	0- 0	NON-CONFERENCE	0- 2	2- 0	7- 1				
4- 0	0- 0	0- 0	HOME	0- 0	0- 0	4- 0				
4- 3	0- 0	0- 0	AWAY	0- 2	2- 0	2- 1				
1- 0	0- 0	0- 0	NEUTRAL	0- 0	0- 0	1- 0				
8- 2	0- 0	1- 1	CONFERENCE	2- 0	0- 0	5- 1				
4- 1	0- 0	1- 0	HOME	0- 0	0- 0	3- 1				
4- 1	0- 0	0- 1	AWAY	2- 0	0- 0	2- 0				
0- 0	0- 0	0- 0	NEUTRAL	0- 0	0- 0	0- 0				

RPI 1-25				RPI 26-50				RPI 51-100				Team's RPI: 83	RPI 101+			
RPI	S	Opponent	Score	RPI	S	Opponent	Score	RPI	S	Opponent	Score		RPI	S	Opponent	Score
				36	A	George Washington	80 89	54	A	Ball St.	70 79		122	A	Memphis	63 57
				48	H	Dayton	70 56	82	A	Tulane	58 66		130	A	Mercer	68 60
								87	A	Saint Joseph's	77 66		155	A	SIUE	64 71
								96	A	VCU	77 72		168	A	Davidson	79 50
													180	H	Tulsa	82 73
													183	A	George Mason	61 50
													183	H	George Mason	63 73
													200	H	Southeast Mo. St.	67 52
													206	H	Richmond	73 48
													237	H	Massachusetts	69 49
													249	A	Indiana St.	62 52
													283	H	La Salle	79 70
													301	N	Cleveland St.	76 65
													314	H	Bradley	75 58
													337	H	Eastern Ill.	78 47
													345	A	Alabama A&M	91 60
LAST 12 Division I GAMES:																
				206	H	Richmond	73 48	237	H	Massachusetts	69 49					
				36	A	George Washington	80 89	168	A	Davidson	79 50					
				183	A	George Mason	61 50	96	A	VCU	77 72					
				283	H	La Salle	79 70	183	H	George Mason	63 73					
				87	A	Saint Joseph's	77 66	314	H	Bradley	75 58					
				48	H	Dayton	70 56	54	A	Ball St.	70 79					

Non-Div I Games: Mo.-St. Louis 67 31

Saint Louis

■ Loss,
 ■ Non-Conf,
 ■ S Site,
 ■ Home
 ■ A Away
 N Neutral

Saint Peter's

Through Games Of Feb. 6, 2016

Average RPI Win:	252	WON-LOST	WINNING	LAST 10	STRENGTH OF	OPP. STRENGTH	TEAM	ADJ.	CONF.	ADJ CONF.
Average RPI Loss:	194	RECORD	PCT. RANK	GAMES	SCHEDULE	OF SCHEDULE	RPI	RPI	RPI	RPI
DIV. I ONLY	4- 18	315	2- 8	208	320	329	329	23	23	
DIV. I NON-CONF.	2- 7	280	1- 0	119	345	285	285	24	24	
TOTALS	RPI 1-25	RPI 26-50	W-L RECORDS	RPI 51-100	RPI 101-150	RPI 150+				
4- 18	0- 1	0- 1	OVERALL	0- 0	1- 3	3- 13				
4- 8	0- 0	0- 1	HOME	0- 0	1- 2	3- 5				
0- 10	0- 0	0- 0	AWAY	0- 0	0- 1	0- 0				
0- 0	0- 0	0- 0	NEUTRAL	0- 0	0- 0	0- 0				
2- 7	0- 1	0- 1	NON-CONFERENCE	0- 0	1- 1	1- 4				
2- 3	0- 0	0- 1	HOME	0- 0	1- 1	1- 1				
0- 4	0- 1	0- 0	AWAY	0- 0	0- 0	0- 3				
0- 0	0- 0	0- 0	NEUTRAL	0- 0	0- 0	0- 0				
2- 11	0- 0	0- 0	CONFERENCE	0- 0	0- 2	2- 9				
2- 5	0- 0	0- 0	HOME	0- 0	0- 1	2- 4				
0- 6	0- 0	0- 0	AWAY	0- 0	0- 1	0- 5				
0- 0	0- 0	0- 0	NEUTRAL	0- 0	0- 0	0- 0				

RPI 1-25				RPI 26-50				RPI 51-100				RPI 101+ Team's RPI: 329			
RPI	S	Opponent	Score	RPI	S	Opponent	Score	RPI	S	Opponent	Score	RPI	S	Opponent	Score
20	A	Seton Hall	65 81	27	H	Duquesne	38 63					109	A	Quinnipiac	49 66
												117	H	Stony Brook	35 69
												119	H	Iona	51 65
												147	H	Brown	79 67
												175	A	Marist	46 69
												175	H	Marist	55 74
												204	A	Lehigh	42 74
												205	A	Canisius	42 54
												205	H	Canisius	53 60
												215	A	Siena	58 59
												215	H	Siena	55 64
												223	H	Fairfield	56 46
												236	A	Manhattan	47 64
												259	H	Navy	39 50
												289	A	Niagara	46 51
												289	H	Niagara	48 52
												292	H	Monmouth	67 62
												307	A	Fairleigh Dickinson	52 73
												324	A	Lafayette	69 72
												344	H	St. Francis Brooklyn	44 40
LAST 12 Division I GAMES:															
175	H	Marist	55 74	205	A	Canisius	42 54								
109	A	Quinnipiac	49 66	223	H	Fairfield	56 46								
215	H	Siena	55 64	289	H	Niagara	48 52								
175	A	Marist	46 69	292	H	Monmouth	67 62								
236	A	Manhattan	47 64	119	H	Iona	51 65								
289	A	Niagara	46 51	147	H	Brown	79 67								

Non-Div I Games:

Saint Peter's

■ Loss,
 ■ Non-Conf,
 ■ S Site,
 ■ H Home
 ■ A Away
 N Neutral

Average RPI Win:	300	WON-LOST	WINNING	LAST 10	STRENGTH OF	OPP. STRENGTH	TEAM	ADJ.	CONF.	ADJ CONF.
Average RPI Loss:	159	RECORD	PCT. RANK	GAMES	SCHEDULE	OF SCHEDULE	RPI	RPI	RPI	RPI
DIV. I ONLY	6- 13	271	3- 7	263	206	258	258	27	27	
DIV. I NON-CONF.	2- 6	272	0- 1	93	71	166	166	26	26	
TOTALS	RPI 1-25	RPI 26-50	W-L RECORDS	RPI 51-100	RPI 101-150	RPI 150+				
6- 13	0- 2	0- 0	OVERALL	0- 3	0- 1	6- 7				
2- 3	0- 0	0- 0	HOME	0- 1	0- 0	2- 2				
4- 9	0- 1	0- 0	AWAY	0- 2	0- 1	4- 5				
0- 1	0- 1	0- 0	NEUTRAL	0- 0	0- 0	0- 0				
2- 6	0- 2	0- 0	NON-CONFERENCE	0- 2	0- 1	2- 1				
0- 1	0- 0	0- 0	HOME	0- 0	0- 0	0- 1				
2- 4	0- 1	0- 0	AWAY	0- 2	0- 1	2- 0				
0- 1	0- 1	0- 0	NEUTRAL	0- 0	0- 0	0- 0				
4- 7	0- 0	0- 0	CONFERENCE	0- 1	0- 0	4- 6				
2- 2	0- 0	0- 0	HOME	0- 1	0- 0	2- 1				
2- 5	0- 0	0- 0	AWAY	0- 0	0- 0	2- 5				
0- 0	0- 0	0- 0	NEUTRAL	0- 0	0- 0	0- 0				

RPI 1-25				RPI 26-50				RPI 51-100				RPI 101+ Team's RPI: 258			
RPI	S	Opponent	Score	RPI	S	Opponent	Score	RPI	S	Opponent	Score	RPI	S	Opponent	Score
8	A	Texas	49 83					52	A	Kansas St.	50 78	136	A	Arkansas	47 67
12	N	Florida St.	37 94					62	H	Abilene Christian	76 87	172	A	McNeese St.	79 82
								94	A	TCU	59 85	173	A	Northwestern St.	49 69
												233	A	Stephen F. Austin	63 70
												239	A	Texas Southern	53 51
												242	A	Houston Baptist	63 67
												245	H	Rice	46 58
												272	A	Lamar	78 76
												308	H	Southeastern La.	80 56
												312	H	Nicholls St.	63 67
												320	A	Incarinate Word	65 60
												326	A	A&M-Corpus Christi	71 81
												327	A	LIU Brooklyn	63 56
												336	H	New Orleans	64 52
LAST 12 Division I GAMES:															
326	A	A&M-Corpus Christi	71 81	312	H	Nicholls St.	63 67								
242	A	Houston Baptist	63 67	336	H	New Orleans	64 52								
272	A	Lamar	78 76	308	H	Southeastern La.	80 56								
233	A	Stephen F. Austin	63 70	173	A	Northwestern St.	49 69								
62	H	Abilene Christian	76 87	320	A	Incarinate Word	65 60								
172	A	McNeese St.	79 82	8	A	Texas	49 83								

Non-Div I Games: LSU-Alexandria 85 50 Our Lady Of The Lak67 56

Sam Houston St.

Loss, Non-Conf, S Site, H Home A Away N Neutral

Average RPI Win: 244	WON-LOST	WINNING	LAST 10	STRENGTH OF	OPP. STRENGTH	TEAM	ADJ.	CONF.	ADJ CONF.
Average RPI Loss: 102	RECORD	PCT. RANK	GAMES	SCHEDULE	OF SCHEDULE	RPI	RPI	RPI	RPI
DIV. I ONLY	14- 8	101	8- 2	250	177	123	123	17	17
DIV. I NON-CONF.	6- 7	176	1- 2	203	186	147	147	16	16
TOTALS	RPI 1-25	RPI 26-50	W-L RECORDS	RPI 51-100	RPI 101-150	RPI 150+			
14- 8	0- 0	0- 2	OVERALL	1- 2	1- 3	12- 1			
5- 2	0- 0	0- 0	HOME	1- 0	0- 2	4- 0			
8- 6	0- 0	0- 2	AWAY	0- 2	1- 1	7- 1			
1- 0	0- 0	0- 0	NEUTRAL	0- 0	0- 0	1- 0			
6- 7	0- 0	0- 2	NON-CONFERENCE	0- 2	1- 2	5- 1			
1- 1	0- 0	0- 0	HOME	0- 0	0- 1	1- 0			
4- 6	0- 0	0- 2	AWAY	0- 2	1- 1	3- 1			
1- 0	0- 0	0- 0	NEUTRAL	0- 0	0- 0	1- 0			
8- 1	0- 0	0- 0	CONFERENCE	1- 0	0- 1	7- 0			
4- 1	0- 0	0- 0	HOME	1- 0	0- 1	3- 0			
4- 0	0- 0	0- 0	AWAY	0- 0	0- 0	4- 0			
0- 0	0- 0	0- 0	NEUTRAL	0- 0	0- 0	0- 0			

RPI S	Opponent	Score	RPI S	Opponent	Score	RPI S	Opponent	Score	RPI S	Opponent	Score	Team's RPI: 123
29	A Mississippi St.	47 68	58	H Chattanooga	48 43	116	A LSU	47 44				
46	A Indiana	56 65	76	A Georgia Tech	55 66	130	H Mercer	60 63				
			89	A UT Martin	50 52	140	H Harvard	54 60				
						141	A Southern Miss.	48 56				
						153	H ETSU	55 47				
						163	A UAB	41 61				
						194	H Troy	73 69				
						216	A Furman	58 45				
						277	A Jacksonville St.	50 39				
						285	A UNCG	57 52				
						285	H UNCG	80 49				
						288	A Alabama St.	54 35				
						294	A Western Caro.	59 42				
						294	H Western Caro.	57 52				
						303	A Wofford	58 39				
						312	N Nicholls St.	45 43				
						345	A Alabama A&M	54 30				
LAST 12 Division I GAMES:												
294	H Western Caro.	57 52	130	H Mercer	60 63							
285	H UNCG	80 49	285	A UNCG	57 52							
303	A Wofford	58 39	294	A Western Caro.	59 42							
216	A Furman	58 45	140	H Harvard	54 60							
58	H Chattanooga	48 43	116	A LSU	47 44							
153	H ETSU	55 47	163	A UAB	41 61							

Non-Div I Games: AUM 82 32 Shorter 53 33

Samford

Loss, Non-Conf, S Site, H Home A Away N Neutral

Average RPI Win: 188	WON-LOST	WINNING	LAST 10	STRENGTH OF	OPP. STRENGTH	TEAM	ADJ.	CONF.	ADJ CONF.
Average RPI Loss: 52	RECORD	PCT. RANK	GAMES	SCHEDULE	OF SCHEDULE	RPI	RPI	RPI	RPI
DIV. I ONLY	20- 3	12	9- 1	233	88	65	65	9	9
DIV. I NON-CONF.	9- 1	22	0- 0	310	110	108	108	9	9
TOTALS	RPI 1-25	RPI 26-50	W-L RECORDS	RPI 51-100	RPI 101-150	RPI 150+			
20- 3	1- 0	0- 2	OVERALL	3- 1	5- 0	11- 0			
10- 2	1- 0	0- 1	HOME	2- 1	2- 0	5- 0			
10- 1	0- 0	0- 1	AWAY	1- 0	3- 0	6- 0			
0- 0	0- 0	0- 0	NEUTRAL	0- 0	0- 0	0- 0			
9- 1	0- 0	0- 0	NON-CONFERENCE	1- 1	2- 0	6- 0			
4- 1	0- 0	0- 0	HOME	1- 1	1- 0	2- 0			
5- 0	0- 0	0- 0	AWAY	0- 0	1- 0	4- 0			
0- 0	0- 0	0- 0	NEUTRAL	0- 0	0- 0	0- 0			
11- 2	1- 0	0- 2	CONFERENCE	2- 0	3- 0	5- 0			
6- 1	1- 0	0- 1	HOME	1- 0	1- 0	3- 0			
5- 1	0- 0	0- 1	AWAY	1- 0	2- 0	2- 0			
0- 0	0- 0	0- 0	NEUTRAL	0- 0	0- 0	0- 0			

RPI S	Opponent	Score	RPI S	Opponent	Score	RPI S	Opponent	Score	RPI S	Opponent	Score
14	H BYU	78 65	47	A St. Mary's (CA)	60 68	63	H Washington St.	72 78	105	H Akron	86 65
			47	H St. Mary's (CA)	68 73	67	A Santa Clara	70 58	120	A San Francisco	67 58
						92	H Gonzaga	63 54	121	A Fresno St.	72 68
						99	H Arizona	59 54	138	A Pacific	59 56
									138	H Pacific	69 56
									159	A Montana St.	62 49
									209	H Valparaiso	76 60
									241	A Loyola Marymount	75 67
									241	H Loyola Marymount	82 58
									260	A San Diego St.	60 53
									269	A Pepperdine	70 54
									269	H Pepperdine	74 55
									279	H Portland	71 43
									281	H CSUN	86 64
									315	A Nevada	84 47
									341	A Cal St. Fullerton	53 44
LAST 12 Division I GAMES:											
138	A Pacific	59 56	92	H Gonzaga	63 54						
47	A St. Mary's (CA)	60 68	279	H Portland	71 43						
241	A Loyola Marymount	75 67	67	A Santa Clara	70 58						
269	A Pepperdine	70 54	120	A San Francisco	67 58						
241	H Loyola Marymount	82 58	47	H St. Mary's (CA)	68 73						
269	H Pepperdine	74 55	138	H Pacific	69 56						

Non-Div I Games: Hope Int'l 90 52

San Diego

■ Loss,
 ■ Non-Conf,
 ■ S Site,
 ■ H Home
 ■ A Away
 N Neutral

Average RPI Win:	257	WON-LOST	WINNING	LAST 10	STRENGTH OF	OPP. STRENGTH	TEAM	ADJ.	CONF.	ADJ CONF.
Average RPI Loss:	151	RECORD	PCT. RANK	GAMES	SCHEDULE	OF SCHEDULE	RPI	RPI	RPI	RPI
DIV. I ONLY	6- 15	280	1- 9	154	239	260	260	19	19	
DIV. I NON-CONF.	4- 6	201	0- 0	240	226	252	252	21	21	
TOTALS	RPI 1-25	RPI 26-50	W-L RECORDS	RPI 51-100	RPI 101-150	RPI 150+				
6- 15	0- 0	0- 1	OVERALL	0- 4	0- 3	6- 7				
3- 8	0- 0	0- 0	HOME	0- 3	0- 1	3- 4				
3- 7	0- 0	0- 1	AWAY	0- 1	0- 2	3- 3				
0- 0	0- 0	0- 0	NEUTRAL	0- 0	0- 0	0- 0				
4- 6	0- 0	0- 1	NON-CONFERENCE	0- 2	0- 1	4- 2				
3- 3	0- 0	0- 0	HOME	0- 2	0- 0	3- 1				
1- 3	0- 0	0- 1	AWAY	0- 0	0- 1	1- 1				
0- 0	0- 0	0- 0	NEUTRAL	0- 0	0- 0	0- 0				
2- 9	0- 0	0- 0	CONFERENCE	0- 2	0- 2	2- 5				
0- 5	0- 0	0- 0	HOME	0- 1	0- 1	0- 3				
2- 4	0- 0	0- 0	AWAY	0- 1	0- 1	2- 2				
0- 0	0- 0	0- 0	NEUTRAL	0- 0	0- 0	0- 0				

RPI 1-25			RPI 26-50			RPI 51-100			RPI 101+ Team's RPI: 260		
RPI	S	Opponent	Score	RPI	S	Opponent	Score	RPI	S	Opponent	Score
				28	A	Washington	51 80	60	A	Colorado St.	54 70
								60	H	Colorado St.	57 60
								65	H	San Diego	53 60
								69	H	UC Riverside	68 85
								121	A	Fresno St.	49 54
								129	H	Boise St.	45 75
								150	A	Long Beach St.	54 74
								158	H	Wisconsin	63 57
								178	H	UNLV	41 55
								193	A	New Mexico	51 46
								198	H	UC Davis	54 65
								213	A	San Jose St.	73 78
								218	A	Utah St.	59 72
								218	H	Utah St.	36 55
								241	A	Loyola Marymount	65 92
								250	A	Wyoming	84 77
								281	A	CSUN	67 65
								315	H	Nevada	64 70
								319	H	North Dakota St.	64 54
								341	H	Cal St. Fullerton	54 43
LAST 12 Division I GAMES:											
193	A	New Mexico	51 46	129	H	Boise St.	45 75				
60	A	Colorado St.	54 70	60	H	Colorado St.	57 60				
178	H	UNLV	41 55	213	A	San Jose St.	73 78				
315	H	Nevada	64 70	218	H	Utah St.	36 55				
218	A	Utah St.	59 72	250	A	Wyoming	84 77				
121	A	Fresno St.	49 54	341	H	Cal St. Fullerton	54 43				

Non-Div I Games: San Diego Christian60 25

San Diego St.

■ Loss,
 ■ Non-Conf,
 ■ S Site,
 ■ Home
 ■ A Away
 N Neutral

San Francisco

Through Games Of Feb. 6, 2016

Average RPI Win:	204	WON-LOST	WINNING	LAST 10	STRENGTH OF	OPP. STRENGTH	TEAM	ADJ.	CONF.	ADJ CONF.
Average RPI Loss:	100	RECORD	PCT. RANK	GAMES	SCHEDULE	OF SCHEDULE	RPI	RPI	RPI	RPI
DIV. I ONLY	12- 9	129	5- 5	155	106	120	120	9	9	
DIV. I NON-CONF.	7- 2	57	0- 0	244	164	94	94	9	9	
TOTALS	RPI 1-25	RPI 26-50	W-L RECORDS	RPI 51-100	RPI 101-150	RPI 150+				
12- 9	0- 1	0- 1	OVERALL	2- 4	2- 1	8- 2				
4- 5	0- 1	0- 1	HOME	2- 2	1- 0	1- 1				
8- 4	0- 0	0- 0	AWAY	0- 2	1- 1	7- 1				
0- 0	0- 0	0- 0	NEUTRAL	0- 0	0- 0	0- 0				
7- 2	0- 0	0- 0	NON-CONFERENCE	1- 0	2- 0	4- 2				
2- 1	0- 0	0- 0	HOME	1- 0	1- 0	0- 1				
5- 1	0- 0	0- 0	AWAY	0- 0	1- 0	4- 1				
0- 0	0- 0	0- 0	NEUTRAL	0- 0	0- 0	0- 0				
5- 7	0- 1	0- 1	CONFERENCE	1- 4	0- 1	4- 0				
2- 4	0- 1	0- 1	HOME	1- 2	0- 0	1- 0				
3- 3	0- 0	0- 0	AWAY	0- 2	0- 1	3- 0				
0- 0	0- 0	0- 0	NEUTRAL	0- 0	0- 0	0- 0				

RPI S Opponent	Score	RPI S Opponent	Score	RPI S Opponent	Score	RPI S Opponent	Score	Team's RPI: 120
14 H BYU	57 66	47 H St. Mary's (CA)	68 78	65 H San Diego	58 67	126 H North Dakota	74 57	
				67 A Santa Clara	57 68	138 A Pacific	57 70	
				67 H Santa Clara	57 59	150 A Long Beach St.	66 52	
				69 H UC Riverside	88 76	197 H Cal Poly	61 62	
				92 A Gonzaga	47 68	201 A North Texas	69 61	
				92 H Gonzaga	71 52	210 A Sacramento St.	95 94	
						213 A San Jose St.	82 78	
						214 A Utah Valley	88 94	
						241 A Loyola Marymount	75 73	
						269 A Pepperdine	81 74	
						279 A Portland	82 63	
						279 H Portland	90 69	
						315 A Nevada	70 62	
LAST 12 Division I GAMES:								
67 H Santa Clara	57 59	14 H BYU	57 66	65 H San Diego	58 67			
92 H Gonzaga	71 52	65 H San Diego	58 67	279 A Portland	82 63			
279 H Portland	90 69	92 A Gonzaga	47 68	138 A Pacific	57 70			
67 A Santa Clara	57 68	47 H St. Mary's (CA)	68 78					
269 A Pepperdine	81 74							
241 A Loyola Marymount	75 73							

Non-Div I Games: Holy Names 77 31 San Fran. St. 73 45

San Francisco

Loss, Non-Conf, S Site, H Home A Away N Neutral

Average RPI Win:	265	WON-LOST	WINNING	LAST 10	STRENGTH OF	OPP. STRENGTH	TEAM	ADJ.	CONF.	ADJ CONF.
Average RPI Loss:	114	RECORD	PCT. RANK	GAMES	SCHEDULE	OF SCHEDULE	RPI	RPI	RPI	RPI
DIV. I ONLY	7- 14	257	5- 5	112	218	213	213	19	19	
DIV. I NON-CONF.	1- 9	325	0- 1	84	175	278	278	21	21	
TOTALS	RPI 1-25	RPI 26-50	W-L RECORDS	RPI 51-100	RPI 101-150	RPI 150+				
7- 14	0- 0	0- 1	OVERALL	0- 6	1- 4	6- 3				
3- 7	0- 0	0- 0	HOME	0- 3	0- 3	3- 1				
4- 7	0- 0	0- 1	AWAY	0- 3	1- 1	3- 2				
0- 0	0- 0	0- 0	NEUTRAL	0- 0	0- 0	0- 0				
1- 9	0- 0	0- 1	NON-CONFERENCE	0- 4	0- 2	1- 2				
1- 4	0- 0	0- 0	HOME	0- 2	0- 1	1- 1				
0- 5	0- 0	0- 1	AWAY	0- 2	0- 1	0- 1				
0- 0	0- 0	0- 0	NEUTRAL	0- 0	0- 0	0- 0				
6- 5	0- 0	0- 0	CONFERENCE	0- 2	1- 2	5- 1				
2- 3	0- 0	0- 0	HOME	0- 1	0- 2	2- 0				
4- 2	0- 0	0- 0	AWAY	0- 1	1- 0	3- 1				
0- 0	0- 0	0- 0	NEUTRAL	0- 0	0- 0	0- 0				

RPI 1-25				RPI 26-50				RPI 51-100				RPI 101+				Team's RPI: 213	
RPI	S	Opponent	Score	RPI	S	Opponent	Score	RPI	S	Opponent	Score	RPI	S	Opponent	Score		
				47	A	St. Mary's (CA)	81 91	60	A	Colorado St.	54 76	120	H	San Francisco	78 82		
								60	H	Colorado St.	78 80	121	A	Fresno St.	66 64		
								63	A	Washington St.	80 95	121	H	Fresno St.	54 59		
								71	A	Oregon	74 104	129	H	Boise St.	75 78		
								88	H	South Dakota	77 87	138	A	Pacific	69 81		
								100	H	New Mexico St.	66 75	154	H	Hawaii	73 76		
												193	A	New Mexico	57 71		
												218	A	Utah St.	86 74		
												247	A	CSU Bakersfield	88 90		
												250	A	Wyoming	67 66		
												260	H	San Diego St.	78 73		
												322	H	UC Irvine	79 58		
												343	A	Air Force	72 49		
												343	H	Air Force	81 60		
LAST 12 Division I GAMES:																	
				121	A	Fresno St.	66 64	250	A	Wyoming	67 66						
				343	A	Air Force	72 49	60	A	Colorado St.	54 76						
				60	H	Colorado St.	78 80	260	H	San Diego St.	78 73						
				193	A	New Mexico	57 71	343	H	Air Force	81 60						
				129	H	Boise St.	75 78	218	A	Utah St.	86 74						
				121	H	Fresno St.	54 59	154	H	Hawaii	73 76						

Non-Div I Games: Southern Ore. 92 78

San Jose St.

Santa Clara

Through Games Of Feb. 6, 2016

Average RPI Win:	194	WON-LOST	WINNING	LAST 10	STRENGTH OF	OPP. STRENGTH	TEAM	ADJ.	CONF.	ADJ CONF.
Average RPI Loss:	45	RECORD	PCT. RANK	GAMES	SCHEDULE	OF SCHEDULE	RPI	RPI	RPI	RPI
DIV. I ONLY	16- 5	45	7- 3	168	69	67	67	9	9	
DIV. I NON-CONF.	7- 2	57	0- 0	259	34	71	71	9	9	
TOTALS	RPI 1-25	RPI 26-50	W-L RECORDS	RPI 51-100	RPI 101-150	RPI 150+				
16- 5	1- 1	1- 2	OVERALL	1- 2	4- 0	9- 0				
7- 2	0- 1	0- 0	HOME	1- 1	3- 0	3- 0				
8- 3	1- 0	1- 2	AWAY	0- 1	1- 0	5- 0				
1- 0	0- 0	0- 0	NEUTRAL	0- 0	0- 0	1- 0				
7- 2	1- 0	0- 2	NON-CONFERENCE	0- 0	1- 0	5- 0				
3- 0	0- 0	0- 0	HOME	0- 0	1- 0	2- 0				
3- 2	1- 0	0- 2	AWAY	0- 0	0- 0	2- 0				
1- 0	0- 0	0- 0	NEUTRAL	0- 0	0- 0	1- 0				
9- 3	0- 1	1- 0	CONFERENCE	1- 2	3- 0	4- 0				
4- 2	0- 1	0- 0	HOME	1- 1	2- 0	1- 0				
5- 1	0- 0	1- 0	AWAY	0- 1	1- 0	3- 0				
0- 0	0- 0	0- 0	NEUTRAL	0- 0	0- 0	0- 0				

RPI 1-25				RPI 26-50				RPI 51-100				RPI 101+			
RPI	S	Opponent	Score	RPI	S	Opponent	Score	RPI	S	Opponent	Score	RPI	S	Opponent	Score
5	A	Stanford	61 58	26	A	Southern California	46 81	65	H	San Diego	58 70	120	A	San Francisco	59 57
14	H	BYU	63 68	28	A	Washington	55 100	92	A	Gonzaga	44 53	120	H	San Francisco	68 57
				47	A	St. Mary's (CA)	73 67	92	H	Gonzaga	71 64	128	H	Texas Tech	75 70
												138	H	Pacific	76 52
												197	A	Cal Poly	69 63
												241	A	Loyola Marymount	57 56
												267	A	UC Santa Barbara	48 37
												267	H	UC Santa Barbara	66 48
												269	A	Pepperdine	62 60
												279	A	Portland	67 45
												279	H	Portland	66 47
												318	N	Evansville	62 44
												343	H	Air Force	68 34
LAST 12 Division I GAMES:															
120	A	San Francisco	59 57	65	H	San Diego	58 70								
279	H	Portland	66 47	14	H	BYU	63 68								
92	H	Gonzaga	71 64	92	A	Gonzaga	44 53								
120	H	San Francisco	68 57	279	A	Portland	67 45								
241	A	Loyola Marymount	57 56	47	A	St. Mary's (CA)	73 67								
269	A	Pepperdine	62 60	138	H	Pacific	76 52								

Non-Div I Games: Hope Int'l 78 54 Simpson (CA) 112 34

Santa Clara

Loss, Non-Conf, S Site, H Home A Away N Neutral

Average RPI Win:	321	WON-LOST	WINNING	LAST 10	STRENGTH OF	OPP. STRENGTH	TEAM	ADJ.	CONF.	ADJ CONF.
Average RPI Loss:	178	RECORD	PCT. RANK	GAMES	SCHEDULE	OF SCHEDULE	RPI	RPI	RPI	RPI
DIV. I ONLY	4- 15	308	3- 6	240	307	304	304	30	30	
DIV. I NON-CONF.	1- 8	320	0- 1	33	148	210	210	30	30	
TOTALS	RPI 1-25	RPI 26-50	W-L RECORDS	RPI 51-100	RPI 101-150	RPI 150+				
4- 15	0- 2	0- 2	OVERALL	0- 1	0- 1	4- 9				
2- 5	0- 0	0- 0	HOME	0- 1	0- 0	2- 4				
2- 10	0- 2	0- 2	AWAY	0- 0	0- 1	2- 5				
0- 0	0- 0	0- 0	NEUTRAL	0- 0	0- 0	0- 0				
1- 8	0- 2	0- 2	NON-CONFERENCE	0- 1	0- 0	1- 3				
0- 2	0- 0	0- 0	HOME	0- 1	0- 0	0- 1				
1- 6	0- 2	0- 2	AWAY	0- 0	0- 0	1- 2				
0- 0	0- 0	0- 0	NEUTRAL	0- 0	0- 0	0- 0				
3- 7	0- 0	0- 0	CONFERENCE	0- 0	0- 1	3- 6				
2- 3	0- 0	0- 0	HOME	0- 0	0- 0	2- 3				
1- 4	0- 0	0- 0	AWAY	0- 0	0- 1	1- 3				
0- 0	0- 0	0- 0	NEUTRAL	0- 0	0- 0	0- 0				

RPI 1-25				RPI 26-50				RPI 51-100				RPI 101+ Team's RPI: 304			
RPI	S	Opponent	Score	RPI	S	Opponent	Score	RPI	S	Opponent	Score	RPI	S	Opponent	Score
17	A	Oklahoma St.	48 76	29	A	Mississippi St.	25 92	61	H	Auburn	40 62	143	A	Hampton	53 65
21	A	Florida	34 99	44	A	Rutgers	26 65					170	A	Jacksonville	52 65
												230	H	Morgan St.	60 66
												252	A	Bethune-Cookman	44 50
												271	H	Ga. Southern	48 64
												275	A	N.C. A&T	31 60
												275	H	N.C. A&T	59 69
												277	A	Jacksonville St.	35 50
												288	A	Alabama St.	60 49
												298	H	UMES	60 42
												302	A	Florida A&M	38 59
												306	H	Delaware St.	59 67
												348	A	Norfolk St.	68 53
												349	H	N.C. Central	57 39
LAST 12 Division I GAMES:															
230	H	Morgan St.	60 66	298	H	UMES	60 42								
252	A	Bethune-Cookman	44 50	349	H	N.C. Central	57 39								
275	A	N.C. A&T	31 60	275	H	N.C. A&T	59 69								
348	A	Norfolk St.	68 53	170	A	Jacksonville	52 65								
143	A	Hampton	53 65	302	A	Florida A&M	38 59								
306	H	Delaware St.	59 67	17	A	Oklahoma St.	48 76								

Non-Div I Games: Columbia (SC) 101 34 Allen 72 46

Savannah St.

Average RPI Win:	275	WON-LOST	WINNING	LAST 10	STRENGTH OF	OPP. STRENGTH	TEAM	ADJ.	CONF.	ADJ CONF.
Average RPI Loss:	162	RECORD	PCT. RANK	GAMES	SCHEDULE	OF SCHEDULE	RPI	RPI	RPI	RPI
DIV. I ONLY	8- 15	254	4- 6	205	299	248	248	25	25	
DIV. I NON-CONF.	5- 9	233	1- 2	106	285	180	180	25	25	
TOTALS	RPI 1-25	RPI 26-50	W-L RECORDS	RPI 51-100	RPI 101-150	RPI 150+				
8- 15	0- 0	0- 2	OVERALL	0- 3	0- 3	8- 7				
3- 6	0- 0	0- 0	HOME	0- 1	0- 2	3- 3				
5- 8	0- 0	0- 1	AWAY	0- 2	0- 1	5- 4				
0- 1	0- 0	0- 1	NEUTRAL	0- 0	0- 0	0- 0				
5- 9	0- 0	0- 2	NON-CONFERENCE	0- 2	0- 3	5- 2				
1- 4	0- 0	0- 0	HOME	0- 1	0- 2	1- 1				
4- 4	0- 0	0- 1	AWAY	0- 1	0- 1	4- 1				
0- 1	0- 0	0- 1	NEUTRAL	0- 0	0- 0	0- 0				
3- 6	0- 0	0- 0	CONFERENCE	0- 1	0- 0	3- 5				
2- 2	0- 0	0- 0	HOME	0- 0	0- 0	2- 2				
1- 4	0- 0	0- 0	AWAY	0- 1	0- 0	1- 3				
0- 0	0- 0	0- 0	NEUTRAL	0- 0	0- 0	0- 0				

RPI S	Opponent	Score	RPI S	Opponent	Score	RPI S	Opponent	Score	RPI S	Opponent	Score	Team's RPI: 248
28	A Washington	55 96	69	H UC Riverside	70 92	129	H Boise St.	66 84				
50	N Princeton	48 85	71	A Oregon	62 82	135	A Idaho	60 64				
			100	A New Mexico St.	54 69	150	H Long Beach St.	57 69				
						159	H Montana St.	51 80				
						186	A UTRGV	74 71				
						199	A Idaho St.	67 83				
						214	H Utah Valley	44 61				
						221	A Montana	58 44				
						232	H Grand Canyon	54 67				
						241	A Loyola Marymount	78 69				
						247	A CSU Bakersfield	68 76				
						281	A CSUN	62 56				
						300	H Denver	59 51				
						309	A UMKC	43 64				
						309	H UMKC	69 63				
						323	A Portland St.	85 64				
						339	A Chicago St.	49 57				
						339	H Chicago St.	59 45				
LAST 12 Division I GAMES:												
309	A UMKC	43 64	247	A CSU Bakersfield	68 76							
339	A Chicago St.	49 57	339	H Chicago St.	59 45							
232	H Grand Canyon	54 67	309	H UMKC	69 63							
214	H Utah Valley	44 61	281	A CSUN	62 56							
186	A UTRGV	74 71	150	H Long Beach St.	57 69							
100	A New Mexico St.	54 69	71	A Oregon	62 82							

Non-Div I Games: Evergreen St. 81 38

Seattle

■ Loss,
 ■ Non-Conf,
 ■ S Site,
 ■ Home
 ■ A Away
 N Neutral

Average RPI Win: 127	WON-LOST	WINNING	LAST 10	STRENGTH OF	OPP. STRENGTH	TEAM	ADJ.	CONF.	ADJ CONF.
Average RPI Loss: 46	RECORD	PCT. RANK	GAMES	SCHEDULE	OF SCHEDULE	RPI	RPI	RPI	RPI
DIV. I ONLY	17- 5	40	6- 4	60	25	20	20	6	6
DIV. I NON-CONF.	10- 1	19	1- 0	52	18	5	5	6	6
TOTALS	RPI 1-25	RPI 26-50	W-L RECORDS	RPI 51-100	RPI 101-150	RPI 150+			
17- 5	1- 2	3- 1	OVERALL	3- 2	4- 0	6- 0			
8- 1	0- 1	2- 0	HOME	1- 0	1- 0	4- 0			
7- 4	1- 1	0- 1	AWAY	2- 2	2- 0	2- 0			
2- 0	0- 0	1- 0	NEUTRAL	0- 0	1- 0	0- 0			
10- 1	0- 1	3- 0	NON-CONFERENCE	1- 0	2- 0	4- 0			
5- 0	0- 0	2- 0	HOME	0- 0	0- 0	3- 0			
3- 1	0- 1	0- 0	AWAY	1- 0	1- 0	1- 0			
2- 0	0- 0	1- 0	NEUTRAL	0- 0	1- 0	0- 0			
7- 4	1- 1	0- 1	CONFERENCE	2- 2	2- 0	2- 0			
3- 1	0- 1	0- 0	HOME	1- 0	1- 0	1- 0			
4- 3	1- 0	0- 1	AWAY	1- 2	1- 0	1- 0			
0- 0	0- 0	0- 0	NEUTRAL	0- 0	0- 0	0- 0			

RPI 1-25				RPI 26-50				RPI 51-100				RPI 101+			
RPI	S	Opponent	Score	RPI	S	Opponent	Score	RPI	S	Opponent	Score	RPI	S	Opponent	Score
23	A	DePaul	83 74	34	N	North Carolina St.	58 55	64	A	Villanova	45 55	104	A	Liberty	92 56
23	H	DePaul	74 86	40	A	St. John's (NY)	69 71	81	A	Marquette	82 89	114	A	Creighton	86 82
24	A	Georgia	52 70	44	H	Rutgers	77 49	81	H	Marquette	99 68	118	N	UNI	57 49
				50	H	Princeton	71 64	87	A	Saint Joseph's	66 54	145	H	Xavier	82 66
								97	A	Georgetown	83 75	151	H	Fordham	66 54
												157	A	Texas-Arlington	61 54
												184	H	Butler	98 77
												203	H	Bryant	93 57
												234	A	Providence	64 54
												329	H	Saint Peter's	81 65
LAST 12 Division I GAMES:															
81	A	Marquette	82 89	40	A	St. John's (NY)	69 71								
23	A	DePaul	83 74	23	H	DePaul	74 86								
184	H	Butler	98 77	81	H	Marquette	99 68								
145	H	Xavier	82 66	114	A	Creighton	86 82								
97	A	Georgetown	83 75	234	A	Providence	64 54								
64	A	Villanova	45 55	329	H	Saint Peter's	81 65								

Non-Div I Games:

Seton Hall

Average RPI Win: 273	WON-LOST	WINNING	LAST 10	STRENGTH OF	OPP. STRENGTH	TEAM	ADJ.	CONF.	ADJ CONF.
Average RPI Loss: 178	RECORD	PCT. RANK	GAMES	SCHEDULE	OF SCHEDULE	RPI	RPI	RPI	RPI
DIV. I ONLY	12- 11	165	1- 2	305	272	215	215	23	23
DIV. I NON-CONF.	3- 7	248	1- 1	215	314	239	239	24	24
TOTALS	RPI 1-25	RPI 26-50	W-L RECORDS	RPI 51-100	RPI 101-150	RPI 150+			
12- 11	0- 0	0- 2	OVERALL	0- 0	0- 3	12- 6			
5- 3	0- 0	0- 1	HOME	0- 0	0- 1	5- 1			
6- 7	0- 0	0- 1	AWAY	0- 0	0- 2	6- 4			
1- 1	0- 0	0- 0	NEUTRAL	0- 0	0- 0	1- 1			
3- 7	0- 0	0- 2	NON-CONFERENCE	0- 0	0- 1	3- 4			
0- 2	0- 0	0- 1	HOME	0- 0	0- 0	0- 1			
2- 4	0- 0	0- 1	AWAY	0- 0	0- 1	2- 2			
1- 1	0- 0	0- 0	NEUTRAL	0- 0	0- 0	1- 1			
9- 4	0- 0	0- 0	CONFERENCE	0- 0	0- 2	9- 2			
5- 1	0- 0	0- 0	HOME	0- 0	0- 1	5- 0			
4- 3	0- 0	0- 0	AWAY	0- 0	0- 1	4- 2			
0- 0	0- 0	0- 0	NEUTRAL	0- 0	0- 0	0- 0			

RPI 1-25				RPI 26-50				RPI 51-100				RPI 101+				Team's RPI: 215	
RPI	S	Opponent	Score	RPI	S	Opponent	Score	RPI	S	Opponent	Score	RPI	S	Opponent	Score		
				32	A	St. Bonaventure	40 57					109	A	Quinnipiac	52 94		
				49	H	Albany (NY)	42 61					109	H	Quinnipiac	59 69		
												144	A	Southern Ill.	54 73		
												175	A	Marist	37 66		
												187	H	Northeastern	67 70		
												205	A	Canisius	58 52		
												205	H	Canisius	61 57		
												230	N	Morgan St.	69 46		
												236	H	Manhattan	60 59		
												259	A	Navy	58 59		
												268	A	New Hampshire	57 53		
												288	N	Alabama St.	53 57		
												289	A	Niagara	59 51		
												292	A	Monmouth	69 63		
												292	H	Monmouth	64 54		
												297	A	Rider	58 70		
												297	H	Rider	66 45		
												307	A	Fairleigh Dickinson	81 65		
												311	A	Colgate	50 52		
												329	A	Saint Peter's	64 55		
												329	H	Saint Peter's	59 58		
LAST 12 Division I GAMES:																	
				230	N	Morgan St.	69 46					205	H	Canisius	61 57		
				288	N	Alabama St.	53 57					297	A	Rider	58 70		
				109	H	Quinnipiac	59 69					292	H	Monmouth	64 54		
				329	A	Saint Peter's	64 55					236	H	Manhattan	60 59		
				175	A	Marist	37 66					297	H	Rider	66 45		
				109	A	Quinnipiac	52 94					205	A	Canisius	58 52		

Non-Div I Games:

Siena

■ Loss,
 ■ Non-Conf,
 ■ S Site,
 ■ H Home
 ■ A Away
 N Neutral

Average RPI Win:	236	WON-LOST	WINNING	LAST 10	STRENGTH OF	OPP. STRENGTH	TEAM	ADJ.	CONF.	ADJ CONF.
Average RPI Loss:	151	RECORD	PCT. RANK	GAMES	SCHEDULE	OF SCHEDULE	RPI	RPI	RPI	RPI
DIV. I ONLY	7- 12	245	5- 5	162	226	217	217	16	16	
DIV. I NON-CONF.	2- 5	253	0- 0	209	263	248	248	14	14	
TOTALS	RPI 1-25	RPI 26-50	W-L RECORDS	RPI 51-100	RPI 101-150	RPI 150+				
7- 12	0- 1	0- 0	OVERALL	0- 2	0- 2	7- 7				
2- 6	0- 1	0- 0	HOME	0- 1	0- 0	2- 4				
5- 6	0- 0	0- 0	AWAY	0- 1	0- 2	5- 2				
0- 0	0- 0	0- 0	NEUTRAL	0- 0	0- 0	0- 0				
2- 5	0- 1	0- 0	NON-CONFERENCE	0- 0	0- 1	2- 3				
0- 3	0- 1	0- 0	HOME	0- 0	0- 0	0- 2				
2- 2	0- 0	0- 0	AWAY	0- 0	0- 1	2- 1				
0- 0	0- 0	0- 0	NEUTRAL	0- 0	0- 0	0- 0				
5- 7	0- 0	0- 0	CONFERENCE	0- 2	0- 1	5- 4				
2- 3	0- 0	0- 0	HOME	0- 1	0- 0	2- 2				
3- 4	0- 0	0- 0	AWAY	0- 1	0- 1	3- 2				
0- 0	0- 0	0- 0	NEUTRAL	0- 0	0- 0	0- 0				

RPI 1-25				RPI 26-50				RPI 51-100				RPI 101+ Team's RPI: 217			
RPI	S	Opponent	Score	RPI	S	Opponent	Score	RPI	S	Opponent	Score	RPI	S	Opponent	Score
21	H	Florida	60 72					53	A	Arkansas St.	51 58	127	A	La.-Lafayette	50 69
								53	H	Arkansas St.	53 66	141	A	Southern Miss.	51 71
												157	H	Texas-Arlington	59 55
												163	H	UAB	39 53
												171	A	Little Rock	43 74
												171	H	Little Rock	34 47
												189	H	Texas St.	71 73
												194	A	Troy	75 71
												195	A	Southern U.	45 50
												232	A	Grand Canyon	59 56
												238	H	Appalachian St.	71 55
												261	H	UCF	36 77
												264	A	Georgia St.	60 52
												271	A	Ga. Southern	43 57
												278	A	La.-Monroe	63 57
												288	A	Alabama St.	47 43
LAST 12 Division I GAMES:															
171	A	Little Rock	43 74	157	H	Texas-Arlington	59 55								
53	A	Arkansas St.	51 58	189	H	Texas St.	71 73								
238	H	Appalachian St.	71 55	264	A	Georgia St.	60 52								
194	A	Troy	75 71	271	A	Ga. Southern	43 57								
278	A	La.-Monroe	63 57	53	H	Arkansas St.	53 66								
127	A	La.-Lafayette	50 69	171	H	Little Rock	34 47								

Non-Div I Games: Spring Hill 64 49 William Carey 66 30

South Ala.

Loss, Non-Conf, S Site, H Home A Away N Neutral

South Carolina

Through Games Of Feb. 6, 2016

Average RPI Win:	100	WON-LOST	WINNING	LAST 10	STRENGTH OF	OPP. STRENGTH	TEAM	ADJ.	CONF.	ADJ CONF.
Average RPI Loss:	0	RECORD	PCT. RANK	GAMES	SCHEDULE	OF SCHEDULE	RPI	RPI	RPI	RPI
DIV. I ONLY	22- 0	1	10- 0	24	6	2	2	2	2	2
DIV. I NON-CONF.	12- 0	1	2- 0	124	12	9	9	2	2	2
TOTALS	RPI 1-25	RPI 26-50	W-L RECORDS	RPI 51-100	RPI 101-150	RPI 150+				
22- 0	7- 0	3- 0	OVERALL	3- 0	3- 0	6- 0				
11- 0	3- 0	2- 0	HOME	1- 0	3- 0	2- 0				
8- 0	3- 0	1- 0	AWAY	2- 0	0- 0	2- 0				
3- 0	1- 0	0- 0	NEUTRAL	0- 0	0- 0	2- 0				
12- 0	3- 0	1- 0	NON-CONFERENCE	1- 0	1- 0	6- 0				
6- 0	1- 0	1- 0	HOME	1- 0	1- 0	2- 0				
3- 0	1- 0	0- 0	AWAY	0- 0	0- 0	2- 0				
3- 0	1- 0	0- 0	NEUTRAL	0- 0	0- 0	2- 0				
10- 0	4- 0	2- 0	CONFERENCE	2- 0	2- 0	0- 0				
5- 0	2- 0	1- 0	HOME	0- 0	2- 0	0- 0				
5- 0	2- 0	1- 0	AWAY	2- 0	0- 0	0- 0				
0- 0	0- 0	0- 0	NEUTRAL	0- 0	0- 0	0- 0				

RPI	S	Opponent	Score	RPI	S	Opponent	Score	RPI	S	Opponent	Score	RPI	S	Opponent	Score
6	H	Ohio St.	88 80	29	A	Mississippi St.	57 51	51	A	Vanderbilt	71 61	134	H	Ole Miss	81 62
9	A	UCLA	68 65	33	H	Missouri	83 58	61	A	Auburn	74 58	136	H	Arkansas	85 32
10	N	Arizona St.	60 58	39	H	Duke	66 55	78	H	Elon	78 63	143	H	Hampton	86 48
16	A	Kentucky	73 62									154	A	Hawaii	67 51
16	H	Kentucky	78 68									165	N	East Carolina	88 57
19	A	Texas A&M	70 63									244	A	Clemson	67 41
19	H	Texas A&M	59 58									247	N	CSU Bakersfield	90 71
												285	H	UNCG	92 44
												313	H	Winthrop	86 37
LAST 12 Division I GAMES:															
16	H	Kentucky	78 68	16	A	Kentucky	73 62								
19	A	Texas A&M	70 63	33	H	Missouri	83 58								
134	H	Ole Miss	81 62	51	A	Vanderbilt	71 61								
29	A	Mississippi St.	57 51	136	H	Arkansas	85 32								
61	A	Auburn	74 58	78	H	Elon	78 63								
19	H	Texas A&M	59 58	165	N	East Carolina	88 57								

Non-Div I Games:

South Carolina

Loss, Non-Conf, S Site, H Home A Away N Neutral

Average RPI Win:	306	WON-LOST	WINNING	LAST 10	STRENGTH OF	OPP. STRENGTH	TEAM	ADJ.	CONF.	ADJ CONF.
Average RPI Loss:	213	RECORD	PCT. RANK	GAMES	SCHEDULE	OF SCHEDULE	RPI	RPI	RPI	RPI
DIV. I ONLY	7- 11	240	4- 5	341	337	299	299	30	30	
DIV. I NON-CONF.	2- 6	272	1- 2	302	240	294	294	30	30	
TOTALS	RPI 1-25	RPI 26-50	W-L RECORDS	RPI 51-100	RPI 101-150	RPI 150+				
7- 11	0- 0	0- 0	OVERALL	0- 0	0- 2	7- 9				
4- 2	0- 0	0- 0	HOME	0- 0	0- 0	4- 2				
3- 8	0- 0	0- 0	AWAY	0- 0	0- 1	3- 7				
0- 1	0- 0	0- 0	NEUTRAL	0- 0	0- 1	0- 0				
2- 6	0- 0	0- 0	NON-CONFERENCE	0- 0	0- 1	2- 5				
1- 0	0- 0	0- 0	HOME	0- 0	0- 0	1- 0				
1- 5	0- 0	0- 0	AWAY	0- 0	0- 0	1- 5				
0- 1	0- 0	0- 0	NEUTRAL	0- 0	0- 1	0- 0				
5- 5	0- 0	0- 0	CONFERENCE	0- 0	0- 1	5- 4				
3- 2	0- 0	0- 0	HOME	0- 0	0- 0	3- 2				
2- 3	0- 0	0- 0	AWAY	0- 0	0- 1	2- 2				
0- 0	0- 0	0- 0	NEUTRAL	0- 0	0- 0	0- 0				

RPI 1-25				RPI 26-50				RPI 51-100				RPI 101+				Team's RPI: 299	
RPI	S	Opponent	Score	RPI	S	Opponent	Score	RPI	S	Opponent	Score	RPI	S	Opponent	Score		
												113	N	Central Ark.	38	51	
												143	A	Hampton	50	63	
												163	A	UAB	38	71	
												168	A	Davidson	51	63	
												170	A	Jacksonville	47	79	
												216	A	Furman	46	59	
												240	H	Coppin St.	67	63	
												244	A	Clemson	54	63	
												252	A	Bethune-Cookman	50	65	
												275	H	N.C. A&T	54	57	
												291	A	North Florida	53	48	
												298	H	UMES	56	63	
												302	A	Florida A&M	68	62	
												303	H	Wofford	60	47	
												306	A	Delaware St.	61	79	
												306	H	Delaware St.	61	48	
												348	A	Norfolk St.	60	52	
												349	H	N.C. Central	58	51	
LAST 12 Division I GAMES:																	
				240	H	Coppin St.	67 63	275	H	N.C. A&T	54 57						
				306	A	Delaware St.	61 79	349	H	N.C. Central	58 51						
				143	A	Hampton	50 63	170	A	Jacksonville	47 79						
				348	A	Norfolk St.	60 52	113	N	Central Ark.	38 51						
				298	H	UMES	56 63	291	A	North Florida	53 48						
				306	H	Delaware St.	61 48	168	A	Davidson	51 63						

Non-Div I Games:	Morris	90	39	Southern Wesleyan	75	52
------------------	--------	----	----	-------------------	----	----

South Carolina St.

■ Loss, ■ Non-Conf, S Site, H Home A Away N Neutral

Average RPI Win:	214	WON-LOST	WINNING	LAST 10	STRENGTH OF	OPP. STRENGTH	TEAM	ADJ.	CONF.	ADJ CONF.
Average RPI Loss:	85	RECORD	PCT. RANK	GAMES	SCHEDULE	OF SCHEDULE	RPI	RPI	RPI	RPI
DIV. I ONLY	17- 5	40	9- 1	261	96	88	88	18	18	
DIV. I NON-CONF.	8- 4	100	2- 0	192	7	85	85	19	19	
TOTALS	RPI 1-25	RPI 26-50	W-L RECORDS	RPI 51-100	RPI 101-150	RPI 150+				
17- 5	0- 0	0- 1	OVERALL	2- 2	3- 1	12- 1				
8- 1	0- 0	0- 1	HOME	1- 0	2- 0	5- 0				
8- 4	0- 0	0- 0	AWAY	1- 2	1- 1	6- 1				
1- 0	0- 0	0- 0	NEUTRAL	0- 0	0- 0	1- 0				
8- 4	0- 0	0- 1	NON-CONFERENCE	1- 2	2- 1	5- 0				
3- 1	0- 0	0- 1	HOME	1- 0	1- 0	1- 0				
4- 3	0- 0	0- 0	AWAY	0- 2	1- 1	3- 0				
1- 0	0- 0	0- 0	NEUTRAL	0- 0	0- 0	1- 0				
9- 1	0- 0	0- 0	CONFERENCE	1- 0	1- 0	7- 1				
5- 0	0- 0	0- 0	HOME	0- 0	1- 0	4- 0				
4- 1	0- 0	0- 0	AWAY	1- 0	0- 0	3- 1				
0- 0	0- 0	0- 0	NEUTRAL	0- 0	0- 0	0- 0				

RPI S	Opponent	Score	RPI S	Opponent	Score	RPI S	Opponent	Score	RPI S	Opponent	Score
			28	H Washington	64 77	52	A Kansas St.	81 84	106	H Drake	92 87
						57	A South Dakota St.	63 58	111	H IUPUI	65 59
						68	A Utah	59 66	118	A UNI	43 64
						81	H Marquette	97 69	126	A North Dakota	73 70
									152	A Illinois	85 76
									161	A Oral Roberts	56 60
									164	A Fla. Atlantic	76 53
									213	A San Jose St.	87 77
									226	A Western Ill.	102 77
									238	N Appalachian St.	87 60
									262	H Omaha	82 76
									300	A Denver	79 33
									300	H Denver	85 60
									319	A North Dakota St.	96 94
									319	H North Dakota St.	80 54
									323	H Portland St.	103 61
									333	H IPFW	92 60
LAST 12 Division I GAMES:											
300	A	Denver	79	33	319	A	North Dakota St.	96	94		
319	H	North Dakota St.	80	54	262	H	Omaha	82	76		
226	A	Western Ill.	102	77	161	A	Oral Roberts	56	60		
111	H	IUPUI	65	59	300	H	Denver	85	60		
333	H	IPFW	92	60	152	A	Illinois	85	76		
57	A	South Dakota St.	63	58	126	A	North Dakota	73	70		

Non-Div I Games: Dakota Wesleyan 94 54

South Dakota

Average RPI Win:	204	WON-LOST	WINNING	LAST 10	STRENGTH OF	OPP. STRENGTH	TEAM	ADJ.	CONF.	ADJ CONF.
Average RPI Loss:	31	RECORD	PCT. RANK	GAMES	SCHEDULE	OF SCHEDULE	RPI	RPI	RPI	RPI
DIV. I ONLY	19- 4	21	9- 1	148	118	57	57	18	18	
DIV. I NON-CONF.	10- 3	61	1- 1	57	14	33	33	19	19	
TOTALS	RPI 1-25	RPI 26-50	W-L RECORDS	RPI 51-100	RPI 101-150	RPI 150+				
19- 4	1- 3	0- 0	OVERALL	0- 1	5- 0	13- 0				
10- 2	1- 1	0- 0	HOME	0- 1	3- 0	6- 0				
7- 1	0- 1	0- 0	AWAY	0- 0	1- 0	6- 0				
2- 1	0- 1	0- 0	NEUTRAL	0- 0	1- 0	1- 0				
10- 3	1- 3	0- 0	NON-CONFERENCE	0- 0	4- 0	5- 0				
6- 1	1- 1	0- 0	HOME	0- 0	2- 0	3- 0				
2- 1	0- 1	0- 0	AWAY	0- 0	1- 0	1- 0				
2- 1	0- 1	0- 0	NEUTRAL	0- 0	1- 0	1- 0				
9- 1	0- 0	0- 0	CONFERENCE	0- 1	1- 0	8- 0				
4- 1	0- 0	0- 0	HOME	0- 1	1- 0	3- 0				
5- 0	0- 0	0- 0	AWAY	0- 0	0- 0	5- 0				
0- 0	0- 0	0- 0	NEUTRAL	0- 0	0- 0	0- 0				

RPI 1-25				RPI 26-50				RPI 51-100				RPI 101+			
RPI	S	Opponent	Score	RPI	S	Opponent	Score	RPI	S	Opponent	Score	RPI	S	Opponent	Score
1	H	Notre Dame	64 75					88	H	South Dakota	58 63	111	H	IUPUI	68 66
11	N	Maryland	55 62									114	A	Creighton	53 51
22	A	Green Bay	57 58									118	H	UNI	89 86
23	H	DePaul	88 79									136	H	Arkansas	76 69
												148	N	Pittsburgh	55 54
												156	N	Old Dominion	71 39
												161	A	Oral Roberts	68 50
												166	H	Northern Colo.	66 62
												175	H	Marist	77 68
												226	H	Western Ill.	85 63
												231	A	Bowling Green	58 45
												262	A	Omaha	65 47
												262	H	Omaha	68 58
												300	A	Denver	76 39
												319	A	North Dakota St.	81 63
												319	H	North Dakota St.	81 47
												323	H	Portland St.	74 65
												333	A	IPFW	61 42
LAST 12 Division I GAMES:															
319	H	North Dakota St.	81 47	333	A	IPFW	61 42								
262	A	Omaha	65 47	262	H	Omaha	68 58								
161	A	Oral Roberts	68 50	319	A	North Dakota St.	81 63								
226	H	Western Ill.	85 63	300	A	Denver	76 39								
111	H	IUPUI	68 66	231	A	Bowling Green	58 45								
88	H	South Dakota	58 63	22	A	Green Bay	57 58								

Non-Div I Games:

South Dakota St.

■ Loss,
■ Non-Conf, S Site,
■ Home
■ Away
N Neutral

Average RPI Win:	156	WON-LOST	WINNING	LAST 10	STRENGTH OF	OPP. STRENGTH	TEAM	ADJ.	CONF.	ADJ CONF.
Average RPI Loss:	43	RECORD	PCT. RANK	GAMES	SCHEDULE	OF SCHEDULE	RPI	RPI	RPI	RPI
DIV. I ONLY	16- 6	54	1- 2	70	42	45	45	8	8	
DIV. I NON-CONF.	7- 3	91	0- 1	12	13	21	21	7	7	
TOTALS	RPI 1-25	RPI 26-50	W-L RECORDS	RPI 51-100	RPI 101-150	RPI 150+				
16- 6	1- 2	0- 2	OVERALL	3- 1	2- 1	10- 0				
12- 1	1- 1	0- 0	HOME	2- 0	2- 0	7- 0				
4- 4	0- 1	0- 0	AWAY	1- 1	0- 0	3- 0				
0- 1	0- 0	0- 1	NEUTRAL	0- 0	0- 0	0- 0				
7- 3	1- 1	0- 2	NON-CONFERENCE	2- 0	2- 0	2- 0				
7- 0	1- 0	0- 0	HOME	2- 0	2- 0	2- 0				
0- 2	0- 1	0- 1	AWAY	0- 0	0- 0	0- 0				
0- 1	0- 0	0- 1	NEUTRAL	0- 0	0- 0	0- 0				
9- 3	0- 1	0- 0	CONFERENCE	1- 1	0- 1	8- 0				
5- 1	0- 1	0- 0	HOME	0- 0	0- 0	5- 0				
4- 2	0- 0	0- 0	AWAY	1- 1	0- 1	3- 0				
0- 0	0- 0	0- 0	NEUTRAL	0- 0	0- 0	0- 0				

RPI 1-25				RPI 26-50				Team's RPI: 45	RPI 51-100				RPI 101+			
RPI	S	Opponent	Score	RPI	S	Opponent	Score		RPI	S	Opponent	Score	RPI	S	Opponent	Score
3	H	UConn	59 75	29	N	Mississippi St.	58 68		58	H	Chattanooga	61 33	122	A	Memphis	87 88
4	A	Baylor	63 66	40	A	St. John's (NY)	70 74		59	A	Temple	66 68	137	H	Penn St.	101 79
17	H	Oklahoma St.	68 46						75	H	Drexel	73 58	140	H	Harvard	86 59
									82	A	Tulane	71 67	160	A	SMU	66 48
													160	H	SMU	83 56
													165	A	East Carolina	61 59
													165	H	East Carolina	75 54
													170	H	Jacksonville	74 52
													184	H	Butler	87 77
													212	H	Cincinnati	82 49
													243	H	Houston	73 49
													261	A	UCF	88 49
													261	H	UCF	108 63
LAST 12 Division I GAMES:																
4	A	Baylor	63 66	122	A	Memphis	87 88									
59	A	Temple	66 68	165	H	East Carolina	75 54									
212	H	Cincinnati	82 49	82	A	Tulane	71 67									
160	A	SMU	66 48	3	H	UConn	59 75									
243	H	Houston	73 49	160	H	SMU	83 56									
261	A	UCF	88 49	261	H	UCF	108 63									

Non-Div I Games:

South Fla.

■ Loss,
■ Non-Conf,
■ S Site,
■ Home
■ A Away
N Neutral

Average RPI Win:	272	WON-LOST	WINNING	LAST 10	STRENGTH OF	OPP. STRENGTH	TEAM	ADJ.	CONF.	ADJ CONF.
Average RPI Loss:	143	RECORD	PCT. RANK	GAMES	SCHEDULE	OF SCHEDULE	RPI	RPI	RPI	RPI
DIV. I ONLY	12- 10	149	2- 3	268	293	200	200	24	24	
DIV. I NON-CONF.	5- 6	180	0- 1	213	316	193	193	23	23	
TOTALS	RPI 1-25	RPI 26-50	W-L RECORDS	RPI 51-100	RPI 101-150	RPI 150+				
12- 10	0- 0	0- 1	OVERALL	0- 3	1- 2	11- 4				
6- 3	0- 0	0- 0	HOME	0- 1	1- 2	5- 0				
6- 5	0- 0	0- 1	AWAY	0- 1	0- 0	6- 3				
0- 2	0- 0	0- 0	NEUTRAL	0- 1	0- 0	0- 1				
5- 6	0- 0	0- 1	NON-CONFERENCE	0- 2	0- 2	5- 1				
1- 2	0- 0	0- 0	HOME	0- 0	0- 2	1- 0				
4- 2	0- 0	0- 1	AWAY	0- 1	0- 0	4- 0				
0- 2	0- 0	0- 0	NEUTRAL	0- 1	0- 0	0- 1				
7- 4	0- 0	0- 0	CONFERENCE	0- 1	1- 0	6- 3				
5- 1	0- 0	0- 0	HOME	0- 1	1- 0	4- 0				
2- 3	0- 0	0- 0	AWAY	0- 0	0- 0	2- 3				
0- 0	0- 0	0- 0	NEUTRAL	0- 0	0- 0	0- 0				

RPI 1-25				RPI 26-50				RPI 51-100				RPI 101+				Team's RPI: 200	
RPI	S	Opponent	Score	RPI	S	Opponent	Score	RPI	S	Opponent	Score	RPI	S	Opponent	Score		
				33	A	Missouri	32 74	69	N	UC Riverside	67 85	112	H	Belmont	81 74		
								83	A	Saint Louis	52 67	113	H	Central Ark.	54 63		
								89	H	UT Martin	74 84	144	H	Southern Ill.	72 87		
												155	A	SIUE	73 80		
												199	N	Idaho St.	64 65		
												208	A	Eastern Ky.	55 56		
												226	A	Western Ill.	89 84		
												246	H	Tennessee St.	75 65		
												265	H	Austin Peay	71 69		
												277	H	Jacksonville St.	61 47		
												280	A	Tennessee Tech	60 57		
												287	A	Wichita St.	66 62		
												290	H	Murray St.	96 59		
												296	A	Morehead St.	89 79		
												309	H	UMKC	78 65		
												335	A	Lipscomb	84 69		
												337	A	Eastern Ill.	59 64		
												345	A	Alabama A&M	69 58		
LAST 12 Division I GAMES:																	
				69	N	UC Riverside	67 85	280	A	Tennessee Tech	60 57						
				337	A	Eastern Ill.	59 64	277	H	Jacksonville St.	61 47						
				290	H	Murray St.	96 59	208	A	Eastern Ky.	55 56						
				265	H	Austin Peay	71 69	296	A	Morehead St.	89 79						
				89	H	UT Martin	74 84	246	H	Tennessee St.	75 65						
				155	A	SIUE	73 80	112	H	Belmont	81 74						

Non-Div I Games: Harris-Stowe 78 66 William Woods 94 58

Southeast Mo. St.

Loss, Non-Conf, S Site, H Home A Away N Neutral

Average RPI Win:	269	WON-LOST	WINNING	LAST 10	STRENGTH OF	OPP. STRENGTH	TEAM	ADJ.	CONF.	ADJ CONF.
Average RPI Loss:	174	RECORD	PCT. RANK	GAMES	SCHEDULE	OF SCHEDULE	RPI	RPI	RPI	RPI
DIV. I ONLY	3- 18	328	2- 8	164	266	308	308	27	27	
DIV. I NON-CONF.	1- 10	330	0- 2	117	234	276	276	26	26	
TOTALS	RPI 1-25	RPI 26-50	W-L RECORDS	RPI 51-100	RPI 101-150	RPI 150+				
3- 18	0- 0	0- 1	OVERALL	0- 3	0- 5	3- 9				
2- 6	0- 0	0- 0	HOME	0- 2	0- 0	2- 4				
1- 12	0- 0	0- 1	AWAY	0- 1	0- 5	1- 5				
0- 0	0- 0	0- 0	NEUTRAL	0- 0	0- 0	0- 0				
1- 10	0- 0	0- 1	NON-CONFERENCE	0- 2	0- 4	1- 3				
0- 4	0- 0	0- 0	HOME	0- 1	0- 0	0- 3				
1- 6	0- 0	0- 1	AWAY	0- 1	0- 4	1- 0				
0- 0	0- 0	0- 0	NEUTRAL	0- 0	0- 0	0- 0				
2- 8	0- 0	0- 0	CONFERENCE	0- 1	0- 1	2- 6				
2- 2	0- 0	0- 0	HOME	0- 1	0- 0	2- 1				
0- 6	0- 0	0- 0	AWAY	0- 0	0- 1	0- 5				
0- 0	0- 0	0- 0	NEUTRAL	0- 0	0- 0	0- 0				

RPI S	Opponent	Score	RPI S	Opponent	Score	RPI S	Opponent	Score	RPI S	Opponent	Score	Team's RPI: 308
			29 A	Mississippi St.	41 81	61 H	Auburn	68 80	102 A	Wright St.	72 106	
						62 H	Abilene Christian	72 88	113 A	Central Ark.	58 80	
						76 A	Georgia Tech	49 102	128 A	Texas Tech	51 113	
									136 A	Arkansas	53 97	
									145 A	Xavier	27 67	
									172 A	McNeese St.	79 96	
									173 A	Northwestern St.	62 82	
									194 H	Troy	90 100	
									233 H	Stephen F. Austin	65 56	
									242 A	Houston Baptist	56 64	
									258 A	Sam Houston St.	56 80	
									272 H	Lamar	73 66	
									278 H	La.-Monroe	84 88	
									302 A	Florida A&M	62 57	
									320 H	Incarnate Word	66 70	
									325 H	Jackson St.	72 79	
									326 A	A&M-Corpus Christi	67 69	
LAST 12 Division I GAMES:												
			62 H	Abilene Christian	72 88	272 H	Lamar	73 66				
			113 A	Central Ark.	58 80	242 A	Houston Baptist	56 64				
			173 A	Northwestern St.	62 82	258 A	Sam Houston St.	56 80				
			172 A	McNeese St.	79 96	233 H	Stephen F. Austin	65 56				
			326 A	A&M-Corpus Christi	67 69	29 A	Mississippi St.	41 81				
			320 H	Incarnate Word	66 70	194 H	Troy	90 100				

Non-Div I Games:

Southeastern La.

■ Loss,
 ■ Non-Conf,
 ■ S Site,
 ■ H Home
 ■ A Away
 N Neutral

Average RPI Win:	137	WON-LOST	WINNING	LAST 10	STRENGTH OF	OPP. STRENGTH	TEAM	ADJ.	CONF.	ADJ CONF.
Average RPI Loss:	48	RECORD	PCT. RANK	GAMES	SCHEDULE	OF SCHEDULE	RPI	RPI	RPI	RPI
DIV. I ONLY	16- 6	54	5- 5	25	54	26	26	1	1	
DIV. I NON-CONF.	11- 0	1	1- 0	49	304	6	6	1	1	
TOTALS	RPI 1-25	RPI 26-50	W-L RECORDS	RPI 51-100	RPI 101-150	RPI 150+				
16- 6	1- 3	2- 1	OVERALL	6- 1	2- 0	5- 1				
10- 2	1- 2	1- 0	HOME	3- 0	1- 0	4- 0				
3- 4	0- 1	0- 1	AWAY	3- 1	0- 0	0- 1				
3- 0	0- 0	1- 0	NEUTRAL	0- 0	1- 0	1- 0				
11- 0	0- 0	2- 0	NON-CONFERENCE	2- 0	2- 0	5- 0				
7- 0	0- 0	1- 0	HOME	1- 0	1- 0	4- 0				
1- 0	0- 0	0- 0	AWAY	1- 0	0- 0	0- 0				
3- 0	0- 0	1- 0	NEUTRAL	0- 0	1- 0	1- 0				
5- 6	1- 3	0- 1	CONFERENCE	4- 1	0- 0	0- 1				
3- 2	1- 2	0- 0	HOME	2- 0	0- 0	0- 0				
2- 4	0- 1	0- 1	AWAY	2- 1	0- 0	0- 1				
0- 0	0- 0	0- 0	NEUTRAL	0- 0	0- 0	0- 0				

RPI 1-25				RPI 26-50				Team's RPI: 26	RPI 51-100				RPI 101+			
RPI	S	Opponent	Score	RPI	S	Opponent	Score		RPI	S	Opponent	Score	RPI	S	Opponent	Score
5	H	Stanford	47 57	28	A	Washington	60 69		63	A	Washington St.	61 73	119	N	Iona	76 56
7	H	Oregon St.	49 57	38	N	West Virginia	78 67		67	H	Santa Clara	81 46	150	H	Long Beach St.	69 43
9	A	UCLA	73 78	49	H	Albany (NY)	68 67		68	A	Utah	70 59	174	A	Colorado	63 66
9	H	UCLA	71 68						71	H	Oregon	74 67	178	H	UNLV	73 42
									73	H	California	61 47	232	N	Grand Canyon	75 44
									92	A	Gonzaga	60 56	302	H	Florida A&M	88 45
									99	A	Arizona	67 57	322	H	UC Irvine	75 56
													328	H	Southern Utah	71 32
LAST 12 Division I GAMES:																
				99	A	Arizona	67 57		63	A	Washington St.	61 73				
				174	A	Colorado	63 66		9	H	UCLA	71 68				
				68	A	Utah	70 59		71	H	Oregon	74 67				
				73	H	California	61 47		7	H	Oregon St.	49 57				
				5	H	Stanford	47 57		9	A	UCLA	73 78				
				28	A	Washington	60 69		322	H	UC Irvine	75 56				

Non-Div I Games: Hope Int'l 92 43

Southern California

Loss, Non-Conf, S Site, H Home A Away N Neutral

Average RPI Win: 227	WON-LOST	WINNING	LAST 10	STRENGTH OF	OPP. STRENGTH	TEAM	ADJ.	CONF.	ADJ CONF.
Average RPI Loss: 132	RECORD	PCT. RANK	GAMES	SCHEDULE	OF SCHEDULE	RPI	RPI	RPI	RPI
DIV. I ONLY	13- 9	121	1- 1	184	212	144	144	21	21
DIV. I NON-CONF.	7- 5	135	1- 0	114	239	120	120	17	17

TOTALS	RPI 1-25	RPI 26-50	W-L RECORDS	RPI 51-100	RPI 101-150	RPI 150+			
13- 9	0- 1	0- 0	OVERALL	0- 2	3- 4	10- 2			
8- 3	0- 0	0- 0	HOME	0- 1	0- 2	8- 0			
5- 6	0- 1	0- 0	AWAY	0- 1	3- 2	2- 2			
0- 0	0- 0	0- 0	NEUTRAL	0- 0	0- 0	0- 0			
7- 5	0- 1	0- 0	NON-CONFERENCE	0- 1	1- 2	6- 1			
4- 2	0- 0	0- 0	HOME	0- 1	0- 1	4- 0			
3- 3	0- 1	0- 0	AWAY	0- 0	1- 1	2- 1			
0- 0	0- 0	0- 0	NEUTRAL	0- 0	0- 0	0- 0			
6- 4	0- 0	0- 0	CONFERENCE	0- 1	2- 2	4- 1			
4- 1	0- 0	0- 0	HOME	0- 0	0- 1	4- 0			
2- 3	0- 0	0- 0	AWAY	0- 1	2- 1	0- 1			
0- 0	0- 0	0- 0	NEUTRAL	0- 0	0- 0	0- 0			

RPI 1-25				RPI 26-50				RPI 51-100				RPI 101+ Team's RPI: 144			
RPI	S	Opponent	Score	RPI	S	Opponent	Score	RPI	S	Opponent	Score	RPI	S	Opponent	Score
23	A	DePaul	61 105					89	H	UT Martin	63 70	106	A	Drake	77 67
								91	A	Missouri St.	77 82	118	A	UNI	65 60
												122	A	Memphis	58 61
												130	A	Mercer	55 52
												139	H	Marshall	55 61
												142	A	Loyola Chicago	59 83
												142	H	Loyola Chicago	68 69
												152	A	Illinois	64 78
												155	H	SIUE	71 57
												200	A	Southeast Mo. St.	87 72
												215	H	Siena	73 54
												246	H	Tennessee St.	79 70
												249	H	Indiana St.	76 64
												287	A	Wichita St.	48 57
												290	A	Murray St.	70 57
												296	H	Morehead St.	102 69
												314	H	Bradley	75 49
												317	H	Illinois St.	76 71
												318	H	Evansville	74 56
LAST 12 Division I GAMES:															
246	H	Tennessee St.	79 70	318	H	Evansville	74 56								
142	A	Loyola Chicago	59 83	142	H	Loyola Chicago	68 69								
317	H	Illinois St.	76 71	314	H	Bradley	75 49								
249	H	Indiana St.	76 64	118	A	UNI	65 60								
91	A	Missouri St.	77 82	106	A	Drake	77 67								
287	A	Wichita St.	48 57	139	H	Marshall	55 61								

Non-Div I Games:

Southern Ill.

Average RPI Win:	225	WON-LOST	WINNING	LAST 10	STRENGTH OF	OPP. STRENGTH	TEAM	ADJ.	CONF.	ADJ CONF.
Average RPI Loss:	97	RECORD	PCT. RANK	GAMES	SCHEDULE	OF SCHEDULE	RPI	RPI	RPI	RPI
DIV. I ONLY	11- 9	144	1- 1	171	102	141	141	12	12	
DIV. I NON-CONF.	6- 4	125	1- 1	116	129	105	105	10	10	
TOTALS	RPI 1-25	RPI 26-50	W-L RECORDS	RPI 51-100	RPI 101-150	RPI 150+				
11- 9	0- 2	0- 1	OVERALL	0- 2	2- 1	9- 3				
10- 0	0- 0	0- 0	HOME	0- 0	2- 0	8- 0				
1- 8	0- 2	0- 1	AWAY	0- 2	0- 0	1- 3				
0- 1	0- 0	0- 0	NEUTRAL	0- 0	0- 1	0- 0				
6- 4	0- 1	0- 1	NON-CONFERENCE	0- 1	2- 1	4- 0				
5- 0	0- 0	0- 0	HOME	0- 0	2- 0	3- 0				
1- 3	0- 1	0- 1	AWAY	0- 1	0- 0	1- 0				
0- 1	0- 0	0- 0	NEUTRAL	0- 0	0- 1	0- 0				
5- 5	0- 1	0- 0	CONFERENCE	0- 1	0- 0	5- 3				
5- 0	0- 0	0- 0	HOME	0- 0	0- 0	5- 0				
0- 5	0- 1	0- 0	AWAY	0- 1	0- 0	0- 3				
0- 0	0- 0	0- 0	NEUTRAL	0- 0	0- 0	0- 0				

RPI 1-25				RPI 26-50				RPI 51-100				RPI 101+ Team's RPI: 141			
RPI	S	Opponent	Score	RPI	S	Opponent	Score	RPI	S	Opponent	Score	RPI	S	Opponent	Score
4	A	Baylor	42 97	29	A	Mississippi St.	65 78	58	A	Chattanooga	48 53	115	N	North Carolina	62 69
25	A	UTEP	64 72					93	A	Charlotte	59 80	123	H	Samford	56 48
												134	H	Ole Miss	57 38
												156	A	Old Dominion	45 53
												164	H	Fla. Atlantic	89 80
												169	A	Louisiana Tech	37 72
												169	H	Louisiana Tech	69 59
												201	H	North Texas	57 38
												217	H	South Ala.	71 51
												228	A	UTSA	41 47
												245	H	Rice	68 62
												280	A	Tennessee Tech	69 57
												288	H	Alabama St.	65 44
												310	H	FIU	82 55
												346	H	Mississippi Val.	71 55
LAST 12 Division I GAMES:															
123	H	Samford	56 48	169	A	Louisiana Tech	37 72								
58	A	Chattanooga	48 53	310	H	FIU	82 55								
245	H	Rice	68 62	164	H	Fla. Atlantic	89 80								
201	H	North Texas	57 38	156	A	Old Dominion	45 53								
228	A	UTSA	41 47	93	A	Charlotte	59 80								
25	A	UTEP	64 72	169	H	Louisiana Tech	69 59								

Non-Div I Games: William Carey 75 34

Southern Miss.

■ Loss,
■ Non-Conf,
■ S Site,
■ Home
■ A Away
N Neutral

Average RPI Win:	296	WON-LOST	WINNING	LAST 10	STRENGTH OF	OPP. STRENGTH	TEAM	ADJ.	CONF.	ADJ CONF.
Average RPI Loss:	117	RECORD	PCT. RANK	GAMES	SCHEDULE	OF SCHEDULE	RPI	RPI	RPI	RPI
DIV. I ONLY	8- 9	194	7- 3	230	265	195	195	32	32	
DIV. I NON-CONF.	1- 6	311	0- 1	14	5	174	174	31	31	
TOTALS	RPI 1-25	RPI 26-50	W-L RECORDS	RPI 51-100	RPI 101-150	RPI 150+				
8- 9	0- 2	0- 0	OVERALL	0- 4	0- 0	8- 3				
5- 1	0- 0	0- 0	HOME	0- 0	0- 0	5- 1				
3- 8	0- 1	0- 0	AWAY	0- 4	0- 0	3- 2				
0- 0	0- 0	0- 0	NEUTRAL	0- 0	0- 0	0- 0				
1- 6	0- 2	0- 0	NON-CONFERENCE	0- 4	0- 0	1- 0				
1- 0	0- 0	0- 0	HOME	0- 0	0- 0	1- 0				
0- 6	0- 2	0- 0	AWAY	0- 4	0- 0	0- 0				
0- 0	0- 0	0- 0	NEUTRAL	0- 0	0- 0	0- 0				
7- 3	0- 0	0- 0	CONFERENCE	0- 0	0- 0	7- 3				
4- 1	0- 0	0- 0	HOME	0- 0	0- 0	4- 1				
3- 2	0- 0	0- 0	AWAY	0- 0	0- 0	3- 2				
0- 0	0- 0	0- 0	NEUTRAL	0- 0	0- 0	0- 0				

RPI 1-25				RPI 26-50				RPI 51-100				RPI 101+ Team's RPI: 195			
RPI	S	Opponent	Score	RPI	S	Opponent	Score	RPI	S	Opponent	Score	RPI	S	Opponent	Score
11	A	Maryland	61 94					52	A	Kansas St.	47 59	202	A	Grambling	52 65
19	A	Texas A&M	47 88					66	A	Nebraska	38 89	202	H	Grambling	80 68
								82	A	Tulane	48 77	217	H	South Ala.	50 45
								94	A	Iowa St.	46 86	239	A	Texas Southern	45 59
												273	A	Prairie View	65 55
												288	H	Alabama St.	59 60
												325	H	Jackson St.	84 57
												330	A	Ark.-Pine Bluff	78 61
												332	H	Alcorn	66 57
												345	H	Alabama A&M	77 38
												346	A	Mississippi Val.	99 36
LAST 12 Division I GAMES:															
202	A	Grambling	52 65	325	H	Jackson St.	84 57								
332	H	Alcorn	66 57	202	H	Grambling	80 68								
345	H	Alabama A&M	77 38	273	A	Prairie View	65 55								
288	H	Alabama St.	59 60	239	A	Texas Southern	45 59								
346	A	Mississippi Val.	99 36	82	A	Tulane	48 77								
330	A	Ark.-Pine Bluff	78 61	11	A	Maryland	61 94								

Non-Div I Games: Tougaloo 81 48 Spring Hill 65 46

Southern U.

Loss, Non-Conf, S Site, H Home A Away N Neutral

Southern Utah

Through Games Of Feb. 6, 2016

Average RPI Win:	312	WON-LOST	WINNING	LAST 10	STRENGTH OF	OPP. STRENGTH	TEAM	ADJ.	CONF.	ADJ CONF.
Average RPI Loss:	176	RECORD	PCT. RANK	GAMES	SCHEDULE	OF SCHEDULE	RPI	RPI	RPI	RPI
DIV. I ONLY	2- 19	339	0- 10	170	280	328	328	20	20	
DIV. I NON-CONF.	2- 8	290	0- 1	283	261	329	329	20	20	
TOTALS	RPI 1-25	RPI 26-50	W-L RECORDS	RPI 51-100	RPI 101-150	RPI 150+				
2- 19	0- 0	0- 1	OVERALL	0- 2	0- 3	2- 13				
2- 5	0- 0	0- 0	HOME	0- 0	0- 1	2- 4				
0- 13	0- 0	0- 1	AWAY	0- 2	0- 2	0- 8				
0- 1	0- 0	0- 0	NEUTRAL	0- 0	0- 0	0- 1				
2- 8	0- 0	0- 1	NON-CONFERENCE	0- 2	0- 0	2- 5				
2- 1	0- 0	0- 0	HOME	0- 0	0- 0	2- 1				
0- 6	0- 0	0- 1	AWAY	0- 2	0- 0	0- 3				
0- 1	0- 0	0- 0	NEUTRAL	0- 0	0- 0	0- 1				
0- 11	0- 0	0- 0	CONFERENCE	0- 0	0- 3	0- 8				
0- 4	0- 0	0- 0	HOME	0- 0	0- 1	0- 3				
0- 7	0- 0	0- 0	AWAY	0- 0	0- 2	0- 5				
0- 0	0- 0	0- 0	NEUTRAL	0- 0	0- 0	0- 0				

RPI S	Opponent	Score	RPI S	Opponent	Score	RPI S	Opponent	Score	RPI S	Opponent	Score	Team's RPI: 328
26	A Southern California	32 71	94	A TCU	47 76	126	A North Dakota	56 68	135	A Idaho	48 93	
			100	A New Mexico St.	60 74	135	H Idaho	51 62	159	A Montana St.	59 86	
						166	A Northern Colo.	44 64	178	A UNLV	44 79	
						181	A Eastern Wash.	53 64	181	H Eastern Wash.	82 85	
						190	H Weber St.	51 69	193	A New Mexico	48 70	
						199	H Idaho St.	67 71	199	H Idaho St.	67 71	
						214	A Utah Valley	58 70	221	A Montana	60 66	
						255	A Northern Ariz.	48 57	275	N N.C. A&T	65 78	
						281	H CSUN	67 65	322	H UC Irvine	58 63	
						343	H Air Force	75 56				
LAST 12 Division I GAMES:												
181	A Eastern Wash.	53 64	135	H Idaho	51 62							
135	A Idaho	48 93	181	H Eastern Wash.	82 85							
190	H Weber St.	51 69	255	A Northern Ariz.	48 57							
199	H Idaho St.	67 71	221	A Montana	60 66							
126	A North Dakota	56 68	159	A Montana St.	59 86							
166	A Northern Colo.	44 64	94	A TCU	47 76							

Non-Div I Games:

Southern Utah

■ Loss,
 ■ Non-Conf,
 ■ S Site,
 ■ Home
 ■ A Away
 N Neutral

Average RPI Win:	163	WON-LOST	WINNING	LAST 10	STRENGTH OF	OPP. STRENGTH	TEAM	ADJ.	CONF.	ADJ CONF.
Average RPI Loss:	55	RECORD	PCT. RANK	GAMES	SCHEDULE	OF SCHEDULE	RPI	RPI	RPI	RPI
DIV. I ONLY	19- 4	21	2- 2	118	83	32	32	7	7	
DIV. I NON-CONF.	11- 2	28	0- 1	131	103	28	28	8	8	
TOTALS	RPI 1-25	RPI 26-50	W-L RECORDS	RPI 51-100	RPI 101-150	RPI 150+				
19- 4	0- 1	1- 1	OVERALL	3- 2	4- 0	11- 0				
13- 0	0- 0	0- 0	HOME	3- 0	3- 0	7- 0				
6- 4	0- 1	1- 0	AWAY	0- 2	1- 0	4- 0				
0- 0	0- 0	0- 0	NEUTRAL	0- 0	0- 0	0- 0				
11- 2	0- 1	0- 0	NON-CONFERENCE	2- 1	4- 0	5- 0				
8- 0	0- 0	0- 0	HOME	2- 0	3- 0	3- 0				
3- 2	0- 1	0- 0	AWAY	0- 1	1- 0	2- 0				
0- 0	0- 0	0- 0	NEUTRAL	0- 0	0- 0	0- 0				
8- 2	0- 0	1- 1	CONFERENCE	1- 1	0- 0	6- 0				
5- 0	0- 0	0- 0	HOME	1- 0	0- 0	4- 0				
3- 2	0- 0	1- 1	AWAY	0- 1	0- 0	2- 0				
0- 0	0- 0	0- 0	NEUTRAL	0- 0	0- 0	0- 0				

RPI 1-25				RPI 26-50				Team's RPI: 32	RPI 51-100				RPI 101+			
RPI	S	Opponent	Score	RPI	S	Opponent	Score		RPI	S	Opponent	Score	RPI	S	Opponent	Score
23	A	DePaul	54 77	27	A	Duquesne	62 74		55	H	James Madison	56 45	108	H	Toledo	74 63
				48	A	Dayton	59 54		75	A	Drexel	46 58	117	A	Stony Brook	73 68
									87	H	Saint Joseph's	65 51	132	H	Buffalo	59 32
									96	A	VCU	47 52	137	H	Penn St.	70 60
									97	H	Georgetown	69 54	151	H	Fordham	55 41
													162	H	Detroit	84 73
													168	A	Davidson	59 47
													183	H	George Mason	70 55
													191	A	Rhode Island	69 56
													205	A	Canisius	59 47
													206	H	Richmond	66 43
													215	H	Siena	57 40
													237	H	Massachusetts	66 41
													289	H	Niagara	67 55
													311	A	Colgate	62 38
LAST 12 Division I GAMES:																
75	A	Drexel	46 58	183	H	George Mason	70 55									
96	A	VCU	47 52	168	A	Davidson	59 47									
206	H	Richmond	66 43	237	H	Massachusetts	66 41									
87	H	Saint Joseph's	65 51	151	H	Fordham	55 41									
27	A	Duquesne	62 74	191	A	Rhode Island	69 56									
48	A	Dayton	59 54	205	A	Canisius	59 47									

Non-Div I Games:

St. Bonaventure

Average RPI Win:	302	WON-LOST	WINNING	LAST 10	STRENGTH OF	OPP. STRENGTH	TEAM	ADJ.	CONF.	ADJ CONF.
Average RPI Loss:	252	RECORD	PCT. RANK	GAMES	SCHEDULE	OF SCHEDULE	RPI	RPI	RPI	RPI
DIV. I ONLY	4- 18	315	1- 9	344	345	344	344	31	31	
DIV. I NON-CONF.	3- 8	258	1- 0	331	310	327	327	32	32	
TOTALS	RPI 1-25	RPI 26-50	W-L RECORDS	RPI 51-100	RPI 101-150	RPI 150+				
4- 18	0- 0	0- 0	OVERALL	0- 3	0- 0	4- 15				
1- 7	0- 0	0- 0	HOME	0- 1	0- 0	1- 6				
2- 10	0- 0	0- 0	AWAY	0- 1	0- 0	2- 9				
1- 1	0- 0	0- 0	NEUTRAL	0- 1	0- 0	1- 0				
3- 8	0- 0	0- 0	NON-CONFERENCE	0- 3	0- 0	3- 5				
1- 2	0- 0	0- 0	HOME	0- 1	0- 0	1- 1				
1- 5	0- 0	0- 0	AWAY	0- 1	0- 0	1- 4				
1- 1	0- 0	0- 0	NEUTRAL	0- 1	0- 0	1- 0				
1- 10	0- 0	0- 0	CONFERENCE	0- 0	0- 0	1- 10				
0- 5	0- 0	0- 0	HOME	0- 0	0- 0	0- 5				
1- 5	0- 0	0- 0	AWAY	0- 0	0- 0	1- 5				
0- 0	0- 0	0- 0	NEUTRAL	0- 0	0- 0	0- 0				

RPI 1-25				RPI 26-50				RPI 51-100				RPI 101+				Team's RPI: 344	
RPI	S	Opponent	Score	RPI	S	Opponent	Score	RPI	S	Opponent	Score	RPI	S	Opponent	Score		
								70	H	Army West Point	35	74	196	H	Robert Morris	53	62
								76	A	Georgia Tech	51	89	203	H	Bryant	42	70
								97	N	Georgetown	52	74	236	A	Manhattan	53	61
													257	H	Loyola Maryland	64	54
													263	A	Sacred Heart	55	63
													263	H	Sacred Heart	51	68
													274	A	Vermont	59	55
													276	A	Central Conn. St.	61	65
													286	H	Saint Francis (PA)	76	83
													292	A	Monmouth	54	63
													297	H	Rider	59	71
													307	A	Fairleigh Dickinson	61	65
													324	A	Lafayette	59	77
													327	A	LIU Brooklyn	71	51
													329	A	Saint Peter's	40	44
													338	A	Wagner	53	70
													338	H	Wagner	78	82
													342	A	Mt. St. Mary's	56	66
													348	N	Norfolk St.	59	55
LAST 12 Division I GAMES:																	
				263	A	Sacred Heart	55	63		263	H	Sacred Heart	51	68			
				338	H	Wagner	78	82		286	H	Saint Francis (PA)	76	83			
				276	A	Central Conn. St.	61	65		196	H	Robert Morris	53	62			
				338	A	Wagner	53	70		342	A	Mt. St. Mary's	56	66			
				327	A	LIU Brooklyn	71	51		307	A	Fairleigh Dickinson	61	65			
				203	H	Bryant	42	70		348	N	Norfolk St.	59	55			

Non-Div I Games:

St. Francis Brooklyn

Average RPI Win:	157	WON-LOST	WINNING	LAST 10	STRENGTH OF	OPP. STRENGTH	TEAM	ADJ.	CONF.	ADJ CONF.
Average RPI Loss:	38	RECORD	PCT. RANK	GAMES	SCHEDULE	OF SCHEDULE	RPI	RPI	RPI	RPI
DIV. I ONLY	16- 6	54	6- 4	89	35	40	40	6	6	
DIV. I NON-CONF.	9- 2	37	1- 0	151	54	30	30	6	6	
TOTALS	RPI 1-25	RPI 26-50	W-L RECORDS	RPI 51-100	RPI 101-150	RPI 150+				
16- 6	1- 3	2- 1	OVERALL	2- 2	3- 0	8- 0				
9- 1	1- 1	1- 0	HOME	1- 0	2- 0	4- 0				
7- 5	0- 2	1- 1	AWAY	1- 2	1- 0	4- 0				
0- 0	0- 0	0- 0	NEUTRAL	0- 0	0- 0	0- 0				
9- 2	0- 1	2- 1	NON-CONFERENCE	0- 0	1- 0	6- 0				
5- 0	0- 0	1- 0	HOME	0- 0	1- 0	3- 0				
4- 2	0- 1	1- 1	AWAY	0- 0	0- 0	3- 0				
0- 0	0- 0	0- 0	NEUTRAL	0- 0	0- 0	0- 0				
7- 4	1- 2	0- 0	CONFERENCE	2- 2	2- 0	2- 0				
4- 1	1- 1	0- 0	HOME	1- 0	1- 0	1- 0				
3- 3	0- 1	0- 0	AWAY	1- 2	1- 0	1- 0				
0- 0	0- 0	0- 0	NEUTRAL	0- 0	0- 0	0- 0				

RPI 1-25				RPI 26-50				Team's RPI: 40				RPI 51-100				RPI 101+			
RPI	S	Opponent	Score	RPI	S	Opponent	Score	RPI	S	Opponent	Score	RPI	S	Opponent	Score	RPI	S	Opponent	Score
9	A	UCLA	58 73	27	A	Duquesne	57 76	64	A	Villanova	54 58	107	H	Yale	69 56				
20	H	Seton Hall	71 69	44	A	Rutgers	69 62	81	A	Marquette	64 67	114	A	Creighton	66 55				
23	A	DePaul	71 77	45	H	South Fla.	74 70	81	H	Marquette	81 77	145	H	Xavier	57 41				
23	H	DePaul	61 71					97	A	Georgetown	65 60	175	H	Marist	61 47				
												184	H	Butler	68 41				
												192	A	Kansas	86 71				
												223	H	Fairfield	73 54				
												234	A	Providence	80 61				
												261	A	UCF	70 42				
												263	H	Sacred Heart	67 54				
												322	A	UC Irvine	85 63				
LAST 12 Division I GAMES:																			
23	A	DePaul	71 77	20	H	Seton Hall	71 69												
81	A	Marquette	64 67	81	H	Marquette	81 77												
145	H	Xavier	57 41	23	H	DePaul	61 71												
184	H	Butler	68 41	234	A	Providence	80 61												
64	A	Villanova	54 58	114	A	Creighton	66 55												
97	A	Georgetown	65 60	223	H	Fairfield	73 54												

Non-Div I Games:

St. John's (NY)

St. Mary's (CA)

Through Games Of Feb. 6, 2016

Average RPI Win:	158	WON-LOST	WINNING	LAST 10	STRENGTH OF	OPP. STRENGTH	TEAM	ADJ.	CONF.	ADJ CONF.
Average RPI Loss:	65	RECORD	PCT. RANK	GAMES	SCHEDULE	OF SCHEDULE	RPI	RPI	RPI	RPI
DIV. I ONLY	18- 5	36	8- 2	73	95	47	47	9	9	
DIV. I NON-CONF.	9- 2	37	0- 0	145	98	66	66	9	9	
TOTALS	RPI 1-25	RPI 26-50	W-L RECORDS	RPI 51-100	RPI 101-150	RPI 150+				
18- 5	0- 2	0- 1	OVERALL	6- 1	4- 0	8- 1				
8- 4	0- 1	0- 1	HOME	2- 1	2- 0	4- 1				
9- 1	0- 1	0- 0	AWAY	3- 0	2- 0	4- 0				
1- 0	0- 0	0- 0	NEUTRAL	1- 0	0- 0	0- 0				
9- 2	0- 0	0- 1	NON-CONFERENCE	3- 0	1- 0	5- 1				
4- 2	0- 0	0- 1	HOME	1- 0	1- 0	2- 1				
4- 0	0- 0	0- 0	AWAY	1- 0	0- 0	3- 0				
1- 0	0- 0	0- 0	NEUTRAL	1- 0	0- 0	0- 0				
9- 3	0- 2	0- 0	CONFERENCE	3- 1	3- 0	3- 0				
4- 2	0- 1	0- 0	HOME	1- 1	1- 0	2- 0				
5- 1	0- 1	0- 0	AWAY	2- 0	2- 0	1- 0				
0- 0	0- 0	0- 0	NEUTRAL	0- 0	0- 0	0- 0				

RPI 1-25				RPI 26-50				Team's RPI: 47				RPI 51-100				RPI 101+			
RPI	S	Opponent	Score	RPI	S	Opponent	Score	RPI	S	Opponent	Score	RPI	S	Opponent	Score	RPI	S	Opponent	Score
14	A	BYU	59 65	33	H	Missouri	78 95	63	H	Washington St.	75 71	120	A	San Francisco	78 68				
14	H	BYU	44 65					64	N	Villanova	67 60	121	H	Fresno St.	83 81				
								65	A	San Diego	73 68	138	A	Pacific	82 73				
								65	H	San Diego	68 60	138	H	Pacific	83 75				
								67	H	Santa Clara	67 73	166	A	Northern Colo.	65 52				
								73	A	California	64 63	197	H	Cal Poly	87 83				
								92	A	Gonzaga	69 68	198	H	UC Davis	71 78				
												213	H	San Jose St.	91 81				
												241	H	Loyola Marymount	72 57				
												250	A	Wyoming	70 64				
												269	H	Pepperdine	88 72				
												279	A	Portland	78 51				
												281	A	CSUN	93 59				
LAST 12 Division I GAMES:																			
14	H	BYU	44 65	269	H	Pepperdine	88 72												
65	H	San Diego	68 60	241	H	Loyola Marymount	72 57												
138	H	Pacific	83 75	65	A	San Diego	73 68												
279	A	Portland	78 51	14	A	BYU	59 65												
92	A	Gonzaga	69 68	67	H	Santa Clara	67 73												
138	A	Pacific	82 73	120	A	San Francisco	78 68												

Non-Div I Games:

St. Mary's (CA)

■ Loss,
 ■ Non-Conf,
 ■ S Site,
 ■ Home
 ■ A Away
 N Neutral

Average RPI Win:	87	WON-LOST	WINNING	LAST 10	STRENGTH OF	OPP. STRENGTH	TEAM	ADJ.	CONF.	ADJ CONF.
Average RPI Loss:	20	RECORD	PCT. RANK	GAMES	SCHEDULE	OF SCHEDULE	RPI	RPI	RPI	RPI
DIV. I ONLY	19- 5	35	8- 2	2	7	5	5	1	1	
DIV. I NON-CONF.	10- 2	33	0- 0	5	32	3	3	1	1	
TOTALS	RPI 1-25	RPI 26-50	W-L RECORDS	RPI 51-100	RPI 101-150	RPI 150+				
19- 5	1- 4	5- 0	OVERALL	9- 1	0- 0	4- 0				
10- 1	1- 0	2- 0	HOME	4- 1	0- 0	3- 0				
6- 4	0- 4	1- 0	AWAY	4- 0	0- 0	1- 0				
3- 0	0- 0	2- 0	NEUTRAL	1- 0	0- 0	0- 0				
10- 2	1- 1	3- 0	NON-CONFERENCE	3- 1	0- 0	3- 0				
5- 1	1- 0	1- 0	HOME	1- 1	0- 0	2- 0				
2- 1	0- 1	0- 0	AWAY	1- 0	0- 0	1- 0				
3- 0	0- 0	2- 0	NEUTRAL	1- 0	0- 0	0- 0				
9- 3	0- 3	2- 0	CONFERENCE	6- 0	0- 0	1- 0				
5- 0	0- 0	1- 0	HOME	3- 0	0- 0	1- 0				
4- 3	0- 3	1- 0	AWAY	3- 0	0- 0	0- 0				
0- 0	0- 0	0- 0	NEUTRAL	0- 0	0- 0	0- 0				

RPI 1-25				Team's RPI: 5		RPI 26-50				RPI 51-100				RPI 101+					
RPI	S	Opponent	Score		RPI	S	Opponent	Score		RPI	S	Opponent	Score		RPI	S	Opponent	Score	
7	A	Oregon St.	50	58	26	A	Southern California	57	47	58	H	Chattanooga	73	30	167	H	Cornell	93	38
8	A	Texas	69	77	28	H	Washington	69	53	63	H	Washington St.	69	52	174	H	Colorado	71	56
9	A	UCLA	36	56	36	H	George Washington	84	63	67	H	Santa Clara	58	61	198	A	UC Davis	74	45
10	A	Arizona St.	31	49	37	N	Purdue	71	65	68	H	Utah	72	52	247	H	CSU Bakersfield	83	41
13	H	Tennessee	69	55	48	N	Dayton	74	66	71	A	Oregon	64	62					
										73	A	California	60	55					
										73	H	California	53	46					
										91	N	Missouri St.	82	65					
										92	A	Gonzaga	65	48					
										99	A	Arizona	59	34					
LAST 12 Division I GAMES:																			
73	A	California	60	55	7	A	Oregon St.	50	58										
73	H	California	53	46	71	A	Oregon	64	62										
63	H	Washington St.	69	52	174	H	Colorado	71	56										
28	H	Washington	69	53	68	H	Utah	72	52										
9	A	UCLA	36	56	10	A	Arizona St.	31	49										
26	A	Southern California	57	47	99	A	Arizona	59	34										

Non-Div I Games:

Stanford

■ Loss,
 ■ Non-Conf,
 ■ S Site,
 ■ Home
 ■ A Away
 N Neutral

Average RPI Win:	228	WON-LOST	WINNING	LAST 10	STRENGTH OF	OPP. STRENGTH	TEAM	ADJ.	CONF.	ADJ CONF.
Average RPI Loss:	181	RECORD	PCT. RANK	GAMES	SCHEDULE	OF SCHEDULE	RPI	RPI	RPI	RPI
DIV. I ONLY	8- 10	205	5- 5	220	270	233	233	27	27	
DIV. I NON-CONF.	3- 5	218	1- 0	172	228	218	218	26	26	
TOTALS	RPI 1-25	RPI 26-50	W-L RECORDS	RPI 51-100	RPI 101-150	RPI 150+				
8- 10	0- 0	0- 0	OVERALL	0- 2	0- 2	8- 6				
4- 4	0- 0	0- 0	HOME	0- 1	0- 1	4- 2				
2- 4	0- 0	0- 0	AWAY	0- 1	0- 0	2- 3				
2- 2	0- 0	0- 0	NEUTRAL	0- 0	0- 1	2- 1				
3- 5	0- 0	0- 0	NON-CONFERENCE	0- 1	0- 1	3- 3				
1- 1	0- 0	0- 0	HOME	0- 0	0- 0	1- 1				
0- 2	0- 0	0- 0	AWAY	0- 1	0- 0	0- 1				
2- 2	0- 0	0- 0	NEUTRAL	0- 0	0- 1	2- 1				
5- 5	0- 0	0- 0	CONFERENCE	0- 1	0- 1	5- 3				
3- 3	0- 0	0- 0	HOME	0- 1	0- 1	3- 1				
2- 2	0- 0	0- 0	AWAY	0- 0	0- 0	2- 2				
0- 0	0- 0	0- 0	NEUTRAL	0- 0	0- 0	0- 0				

RPI 1-25				RPI 26-50				RPI 51-100				RPI 101+				Team's RPI: 233	
RPI	S	Opponent	Score	RPI	S	Opponent	Score	RPI	S	Opponent	Score	RPI	S	Opponent	Score		
								62	H	Abilene Christian	70	85	111	N	IUPUI	55	62
								94	A	TCU	55	88	113	H	Central Ark.	53	55
													155	N	SIUE	82	74
													157	H	Texas-Arlington	63	67
													169	A	Louisiana Tech	44	76
													172	H	McNeese St.	80	55
													173	H	Northwestern St.	68	52
													190	N	Weber St.	46	56
													242	A	Houston Baptist	64	50
													245	H	Rice	59	45
													249	N	Indiana St.	71	62
													258	H	Sam Houston St.	70	63
													272	H	Lamar	60	64
													308	A	Southeastern La.	56	65
													326	A	A&M-Corpus Christi	71	66
													336	A	New Orleans	57	58
LAST 12 Division I GAMES:																	
				242	A	Houston Baptist	64	50					336	A	New Orleans	57	58
				173	H	Northwestern St.	68	52					113	H	Central Ark.	53	55
				326	A	A&M-Corpus Christi	71	66					308	A	Southeastern La.	56	65
				258	H	Sam Houston St.	70	63					172	H	McNeese St.	80	55
				272	H	Lamar	60	64					245	H	Rice	59	45
				62	H	Abilene Christian	70	85					94	A	TCU	55	88

Non-Div I Games: Texas-Tyler 91 69 Tex. A&M-Commerce 75 65 LSU-Shreveport 94 39

Stephen F. Austin

Loss, Non-Conf, S Site, H Home A Away N Neutral

Average RPI Win:	267	WON-LOST	WINNING	LAST 10	STRENGTH OF	OPP. STRENGTH	TEAM	ADJ.	CONF.	ADJ CONF.
Average RPI Loss:	126	RECORD	PCT. RANK	GAMES	SCHEDULE	OF SCHEDULE	RPI	RPI	RPI	RPI
DIV. I ONLY	11- 8	127	6- 4	269	228	177	177	28	28	
DIV. I NON-CONF.	6- 5	146	2- 2	246	145	167	167	27	27	
TOTALS	RPI 1-25	RPI 26-50	W-L RECORDS	RPI 51-100	RPI 101-150	RPI 150+				
11- 8	0- 2	0- 0	OVERALL	0- 2	1- 1	10- 3				
6- 2	0- 0	0- 0	HOME	0- 0	1- 0	5- 2				
5- 4	0- 2	0- 0	AWAY	0- 1	0- 0	5- 1				
0- 2	0- 0	0- 0	NEUTRAL	0- 1	0- 1	0- 0				
6- 5	0- 2	0- 0	NON-CONFERENCE	0- 1	1- 1	5- 1				
3- 1	0- 0	0- 0	HOME	0- 0	1- 0	2- 1				
3- 2	0- 2	0- 0	AWAY	0- 0	0- 0	3- 0				
0- 2	0- 0	0- 0	NEUTRAL	0- 1	0- 1	0- 0				
5- 3	0- 0	0- 0	CONFERENCE	0- 1	0- 0	5- 2				
3- 1	0- 0	0- 0	HOME	0- 0	0- 0	3- 1				
2- 2	0- 0	0- 0	AWAY	0- 1	0- 0	2- 1				
0- 0	0- 0	0- 0	NEUTRAL	0- 0	0- 0	0- 0				

RPI 1-25				RPI 26-50				RPI 51-100				RPI 101+ Team's RPI: 177			
RPI	S	Opponent	Score	RPI	S	Opponent	Score	RPI	S	Opponent	Score	RPI	S	Opponent	Score
13	A	Tennessee	56 90					74	A	FGCU	48 61	129	N	Boise St.	65 71
24	A	Georgia	55 76					98	N	Minnesota	69 72	143	H	Hampton	68 59
												170	A	Jacksonville	49 69
												170	H	Jacksonville	66 61
												235	H	USC Upstate	56 61
												252	A	Bethune-Cookman	62 38
												253	A	UNCW	52 49
												261	H	UCF	83 68
												264	H	Georgia St.	72 80
												271	H	Ga. Southern	79 57
												284	A	Kennesaw St.	57 54
												291	H	North Florida	81 61
												335	A	Lipscomb	83 62
												337	A	Eastern Ill.	68 66
												340	H	NJIT	60 55
LAST 12 Division I GAMES:															
170	H	Jacksonville	66 61	340	H	NJIT	60 55								
291	H	North Florida	81 61	74	A	FGCU	48 61								
170	A	Jacksonville	49 69	143	H	Hampton	68 59								
335	A	Lipscomb	83 62	13	A	Tennessee	56 90								
284	A	Kennesaw St.	57 54	264	H	Georgia St.	72 80								
235	H	USC Upstate	56 61	271	H	Ga. Southern	79 57								

Non-Div I Games: Trinity Baptist 107 30 Armstrong St. 61 45 Flagler 84 47

Stetson

Syracuse

Through Games Of Feb. 6, 2016

Average RPI Win:	148	WON-LOST	WINNING	LAST 10	STRENGTH OF	OPP. STRENGTH	TEAM	ADJ.	CONF.	ADJ CONF.
Average RPI Loss:	28	RECORD	PCT. RANK	GAMES	SCHEDULE	OF SCHEDULE	RPI	RPI	RPI	RPI
DIV. I ONLY	17- 6	51	7- 3	32	45	30	30	5	5	
DIV. I NON-CONF.	10- 3	61	2- 0	48	79	38	38	5	5	
TOTALS	RPI 1-25	RPI 26-50	W-L RECORDS	RPI 51-100	RPI 101-150	RPI 150+				
17- 6	0- 5	3- 0	OVERALL	2- 0	4- 1	8- 0				
12- 2	0- 2	1- 0	HOME	2- 0	3- 0	6- 0				
3- 4	0- 3	1- 0	AWAY	0- 0	1- 1	1- 0				
2- 0	0- 0	1- 0	NEUTRAL	0- 0	0- 0	1- 0				
10- 3	0- 3	1- 0	NON-CONFERENCE	1- 0	1- 0	7- 0				
7- 1	0- 1	0- 0	HOME	1- 0	1- 0	5- 0				
1- 2	0- 2	0- 0	AWAY	0- 0	0- 0	1- 0				
2- 0	0- 0	1- 0	NEUTRAL	0- 0	0- 0	1- 0				
7- 3	0- 2	2- 0	CONFERENCE	1- 0	3- 1	1- 0				
5- 1	0- 1	1- 0	HOME	1- 0	2- 0	1- 0				
2- 2	0- 1	1- 0	AWAY	0- 0	1- 1	0- 0				
0- 0	0- 0	0- 0	NEUTRAL	0- 0	0- 0	0- 0				

RPI 1-25				RPI 26-50				Team's RPI: 30				RPI 51-100				RPI 101+			
RPI	S	Opponent	Score	RPI	S	Opponent	Score	RPI	S	Opponent	Score	RPI	S	Opponent	Score	RPI	S	Opponent	Score
1	A	Notre Dame	62 90	28	N	Washington	66 62	75	H	Drexel	83 62	101	H	Virginia Tech	60 39				
10	H	Arizona St.	54 61	39	H	Duke	86 50	90	H	Boston College	62 61	115	A	North Carolina	73 77				
11	A	Maryland	64 82	42	A	Miami (FL)	57 51					117	H	Stony Brook	64 49				
13	A	Tennessee	55 57									133	A	Wake Forest	91 65				
15	H	Louisville	53 71									148	H	Pittsburgh	71 48				
												151	N	Fordham	76 54				
												170	H	Jacksonville	65 49				
												186	H	UTRGV	91 32				
												191	A	Rhode Island	57 54				
												230	H	Morgan St.	90 61				
												240	H	Coppin St.	88 56				
												244	H	Clemson	83 62				
												334	H	Howard	97 48				
LAST 12 Division I GAMES:																			
244	H	Clemson	83 62	148	H	Pittsburgh	71 48												
42	A	Miami (FL)	57 51	101	H	Virginia Tech	60 39												
90	H	Boston College	62 61	115	A	North Carolina	73 77												
15	H	Louisville	53 71	39	H	Duke	86 50												
1	A	Notre Dame	62 90	186	H	UTRGV	91 32												
133	A	Wake Forest	91 65	334	H	Howard	97 48												

Non-Div I Games:

Syracuse

■ Loss,
 ■ Non-Conf,
 S Site,
 ■ Home
 ■ Away
 N Neutral

Average RPI Win:	205	WON-LOST	WINNING	LAST 10	STRENGTH OF	OPP. STRENGTH	TEAM	ADJ.	CONF.	ADJ CONF.
Average RPI Loss:	39	RECORD	PCT. RANK	GAMES	SCHEDULE	OF SCHEDULE	RPI	RPI	RPI	RPI
DIV. I ONLY	12- 10	149	3- 7	55	48	94	94	3	3	
DIV. I NON-CONF.	8- 3	77	1- 0	272	168	146	146	3	3	
TOTALS	RPI 1-25	RPI 26-50	W-L RECORDS	RPI 51-100	RPI 101-150	RPI 150+				
12- 10	0- 5	0- 3	OVERALL	2- 1	2- 0	8- 1				
9- 4	0- 2	0- 2	HOME	1- 0	1- 0	7- 0				
3- 6	0- 3	0- 1	AWAY	1- 1	1- 0	1- 1				
0- 0	0- 0	0- 0	NEUTRAL	0- 0	0- 0	0- 0				
8- 3	0- 2	0- 0	NON-CONFERENCE	0- 0	0- 0	8- 1				
7- 1	0- 1	0- 0	HOME	0- 0	0- 0	7- 0				
1- 2	0- 1	0- 0	AWAY	0- 0	0- 0	1- 1				
0- 0	0- 0	0- 0	NEUTRAL	0- 0	0- 0	0- 0				
4- 7	0- 3	0- 3	CONFERENCE	2- 1	2- 0	0- 0				
2- 3	0- 1	0- 2	HOME	1- 0	1- 0	0- 0				
2- 4	0- 2	0- 1	AWAY	1- 1	1- 0	0- 0				
0- 0	0- 0	0- 0	NEUTRAL	0- 0	0- 0	0- 0				

RPI 1-25			RPI 26-50			RPI 51-100			Team's RPI: 94	RPI 101+		
RPI	S	Opponent	Score	RPI	S	Opponent	Score	RPI	S	Opponent	Score	
1	H	Notre Dame	72 88	31	A	Oklahoma	64 77	52	A	Kansas St.	49 58	128 A Texas Tech 78 69
4	A	Baylor	55 72	31	H	Oklahoma	65 78	52	H	Kansas St.	87 73	128 H Texas Tech 69 48
8	H	Texas	58 65	38	H	West Virginia	84 97	94	A	Iowa St.	72 62	160 A SMU 89 79
17	A	Oklahoma St.	52 80									184 A Butler 53 65
19	A	Texas A&M	78 82									186 H UTRGV 71 67
												233 H Stephen F. Austin 88 55
												258 H Sam Houston St. 85 59
												273 H Prairie View 69 60
												278 H La.-Monroe 80 42
												328 H Southern Utah 76 47
												336 H New Orleans 85 36
LAST 12 Division I GAMES:												
31	A	Oklahoma	64 77	128	H	Texas Tech	69 48	4	A	Baylor	55 72	
17	A	Oklahoma St.	52 80	31	H	Oklahoma	65 78	52	H	Kansas St.	87 73	
94	A	Iowa St.	72 62	52	H	Kansas St.	87 73	128	A	Texas Tech	78 69	
38	H	West Virginia	84 97	52	H	Kansas St.	87 73	328	H	Southern Utah	76 47	
8	H	Texas	58 65									
52	A	Kansas St.	49 58									

Non-Div I Games:

TCU

■ Loss,
■ Non-Conf,
■ S Site,
■ H Home
■ A Away
N Neutral

Average RPI Win:	171	WON-LOST	WINNING	LAST 10	STRENGTH OF	OPP. STRENGTH	TEAM	ADJ.	CONF.	ADJ CONF.
Average RPI Loss:	65	RECORD	PCT. RANK	GAMES	SCHEDULE	OF SCHEDULE	RPI	RPI	RPI	RPI
DIV. I ONLY	15- 7	81	7- 2	92	59	59	59	8	8	
DIV. I NON-CONF.	6- 5	146	0- 1	61	50	102	102	7	7	
TOTALS	RPI 1-25	RPI 26-50	W-L RECORDS	RPI 51-100	RPI 101-150	RPI 150+				
15- 7	1- 2	1- 2	OVERALL	2- 1	1- 1	10- 1				
9- 2	1- 0	1- 1	HOME	1- 1	1- 0	5- 0				
6- 5	0- 1	0- 0	AWAY	1- 0	0- 1	5- 0				
0- 0	0- 0	0- 0	NEUTRAL	0- 0	0- 0	0- 0				
6- 5	1- 1	0- 2	NON-CONFERENCE	1- 1	0- 1	4- 0				
4- 2	1- 0	0- 1	HOME	1- 1	0- 0	2- 0				
2- 3	0- 1	0- 1	AWAY	0- 0	0- 1	2- 0				
0- 0	0- 0	0- 0	NEUTRAL	0- 0	0- 0	0- 0				
9- 2	0- 1	1- 0	CONFERENCE	1- 0	1- 0	6- 1				
5- 0	0- 0	1- 0	HOME	0- 0	1- 0	3- 0				
4- 2	0- 1	0- 0	AWAY	1- 0	0- 0	3- 1				
0- 0	0- 0	0- 0	NEUTRAL	0- 0	0- 0	0- 0				

RPI 1-25				RPI 26-50				RPI 51-100				RPI 101+			
RPI	S	Opponent	Score	RPI	S	Opponent	Score	RPI	S	Opponent	Score	RPI	S	Opponent	Score
3	A	UConn	49 104	41	H	Penn	54 60	64	H	Villanova	61 55	109	A	Quinnipiac	56 58
12	A	Florida St.	47 75	44	A	Rutgers	51 61	82	A	Tulane	72 54	122	H	Memphis	82 58
21	H	Florida	97 91	45	H	South Fla.	68 66	87	H	Saint Joseph's	67 70	151	A	Fordham	57 44
												160	A	SMU	67 69
												160	H	SMU	55 35
												165	A	East Carolina	83 63
												180	H	Tulsa	66 46
												212	H	Cincinnati	74 51
												243	A	Houston	75 66
												261	A	UCF	71 63
												263	H	Sacred Heart	92 62
												283	A	La Salle	77 48
												306	H	Delaware St.	100 59
LAST 12 Division I GAMES:															
				45	H	South Fla.	68 66	261	A	UCF	71 63				
				160	H	SMU	55 35	212	H	Cincinnati	74 51				
				165	A	East Carolina	83 63	180	H	Tulsa	66 46				
				82	A	Tulane	72 54	160	A	SMU	67 69				
				41	H	Penn	54 60	243	A	Houston	75 66				
				3	A	UConn	49 104	122	H	Memphis	82 58				

Non-Div I Games:

Temple

Tennessee

Through Games Of Feb. 6, 2016

Average RPI Win:	102	WON-LOST	WINNING	LAST 10	STRENGTH OF	OPP. STRENGTH	TEAM	ADJ.	CONF.	ADJ CONF.
Average RPI Loss:	40	RECORD	PCT. RANK	GAMES	SCHEDULE	OF SCHEDULE	RPI	RPI	RPI	RPI
DIV. I ONLY	14- 8	101	5- 5	1	30	13	13	2	2	
DIV. I NON-CONF.	9- 4	96	2- 1	1	30	8	8	2	2	
TOTALS	RPI 1-25	RPI 26-50	W-L RECORDS	RPI 51-100	RPI 101-150	RPI 150+				
14- 8	1- 5	3- 1	OVERALL	3- 0	4- 2	3- 0				
11- 3	0- 2	2- 0	HOME	3- 0	4- 1	2- 0				
3- 5	1- 3	1- 1	AWAY	0- 0	0- 1	1- 0				
0- 0	0- 0	0- 0	NEUTRAL	0- 0	0- 0	0- 0				
9- 4	1- 3	2- 0	NON-CONFERENCE	1- 0	2- 1	3- 0				
7- 2	0- 1	2- 0	HOME	1- 0	2- 1	2- 0				
2- 2	1- 2	0- 0	AWAY	0- 0	0- 0	1- 0				
0- 0	0- 0	0- 0	NEUTRAL	0- 0	0- 0	0- 0				
5- 4	0- 2	1- 1	CONFERENCE	2- 0	2- 1	0- 0				
4- 1	0- 1	0- 0	HOME	2- 0	2- 0	0- 0				
1- 3	0- 1	1- 1	AWAY	0- 0	0- 1	0- 0				
0- 0	0- 0	0- 0	NEUTRAL	0- 0	0- 0	0- 0				

RPI	S	Opponent	Score	RPI	S	Opponent	Score	RPI	S	Opponent	Score	RPI	S	Opponent	Score
1	A	Notre Dame	66 79	29	A	Mississippi St.	63 65	51	H	Vanderbilt	58 49	101	H	Virginia Tech	43 57
5	A	Stanford	55 69	30	H	Syracuse	57 55	58	H	Chattanooga	59 57	113	H	Central Ark.	102 47
7	A	Oregon St.	53 50	33	A	Missouri	71 55	61	H	Auburn	79 52	131	H	Alabama	70 42
8	H	Texas	53 64	49	H	Albany (NY)	63 55					136	A	Arkansas	59 64
16	A	Kentucky	63 64									136	H	Arkansas	75 57
21	H	Florida	66 74									137	H	Penn St.	74 66
												153	H	ETSU	85 49
												177	H	Stetson	90 56
												287	A	Wichita St.	58 51
LAST 12 Division I GAMES:															
136	H	Arkansas	75 57	136	A	Arkansas	59 64								
131	H	Alabama	70 42	61	H	Auburn	79 52								
29	A	Mississippi St.	63 65	21	H	Florida	66 74								
16	A	Kentucky	63 64	33	A	Missouri	71 55								
51	H	Vanderbilt	58 49	177	H	Stetson	90 56								
1	A	Notre Dame	66 79	7	A	Oregon St.	53 50								

Non-Div I Games:

Tennessee

■ Loss,
■ Non-Conf, S Site,
■ Home
■ Away
N Neutral

Average RPI Win:	276	WON-LOST	WINNING	LAST 10	STRENGTH OF	OPP. STRENGTH	TEAM	ADJ.	CONF.	ADJ CONF.
Average RPI Loss:	147	RECORD	PCT. RANK	GAMES	SCHEDULE	OF SCHEDULE	RPI	RPI	RPI	RPI
DIV. I ONLY	8- 14	247	5- 5	212	221	246	246	24	24	
DIV. I NON-CONF.	3- 8	258	0- 1	121	137	222	222	23	23	
TOTALS	RPI 1-25	RPI 26-50	W-L RECORDS	RPI 51-100	RPI 101-150	RPI 150+				
8- 14	0- 1	0- 2	OVERALL	0- 1	0- 3	8- 7				
6- 1	0- 0	0- 0	HOME	0- 0	0- 0	6- 1				
1- 11	0- 1	0- 2	AWAY	0- 1	0- 3	1- 4				
1- 2	0- 0	0- 0	NEUTRAL	0- 0	0- 0	1- 2				
3- 8	0- 1	0- 2	NON-CONFERENCE	0- 0	0- 2	3- 3				
2- 0	0- 0	0- 0	HOME	0- 0	0- 0	2- 0				
0- 6	0- 1	0- 2	AWAY	0- 0	0- 2	0- 1				
1- 2	0- 0	0- 0	NEUTRAL	0- 0	0- 0	1- 2				
5- 6	0- 0	0- 0	CONFERENCE	0- 1	0- 1	5- 4				
4- 1	0- 0	0- 0	HOME	0- 0	0- 0	4- 1				
1- 5	0- 0	0- 0	AWAY	0- 1	0- 1	1- 3				
0- 0	0- 0	0- 0	NEUTRAL	0- 0	0- 0	0- 0				

RPI 1-25				RPI 26-50				RPI 51-100				RPI 101+ Team's RPI: 246			
RPI	S	Opponent	Score	RPI	S	Opponent	Score	RPI	S	Opponent	Score	RPI	S	Opponent	Score
16	A	Kentucky	39 81	29	A	Mississippi St.	54 82	89	A	UT Martin	50 77	112	A	Belmont	65 80
				46	A	Indiana	56 88					124	A	Youngstown St.	58 69
												144	A	Southern Ill.	70 79
												152	A	Illinois	43 98
												155	H	SIUE	73 61
												164	N	Fla. Atlantic	64 69
												200	A	Southeast Mo. St.	65 75
												208	H	Eastern Ky.	66 70
												218	N	Utah St.	46 63
												239	H	Texas Southern	72 56
												265	H	Austin Peay	66 58
												277	A	Jacksonville St.	55 69
												280	A	Tennessee Tech	60 70
												288	N	Alabama St.	74 64
												290	H	Murray St.	69 58
												296	H	Morehead St.	78 76
												335	H	Lipscomb	77 65
												337	A	Eastern Ill.	62 53
LAST 12 Division I GAMES:															
296	H	Morehead St.	78 76	290	H	Murray St.	69 58								
208	H	Eastern Ky.	66 70	265	H	Austin Peay	66 58								
277	A	Jacksonville St.	55 69	155	H	SIUE	73 61								
89	A	UT Martin	50 77	337	A	Eastern Ill.	62 53								
112	A	Belmont	65 80	200	A	Southeast Mo. St.	65 75								
280	A	Tennessee Tech	60 70	124	A	Youngstown St.	58 69								

Non-Div I Games: Lane 75 44 North Ala. 58 40

Tennessee St.

Loss, Non-Conf, S Site, H Home A Away N Neutral

Tennessee Tech

Through Games Of Feb. 6, 2016

Average RPI Win:	280	WON-LOST	WINNING	LAST 10	STRENGTH OF	OPP. STRENGTH	TEAM	ADJ.	CONF.	ADJ CONF.
Average RPI Loss:	157	RECORD	PCT. RANK	GAMES	SCHEDULE	OF SCHEDULE	RPI	RPI	RPI	RPI
DIV. I ONLY	7- 17	279	2- 8	213	230	280	280	24	24	
DIV. I NON-CONF.	4- 9	245	0- 1	142	173	245	245	23	23	
TOTALS	RPI 1-25	RPI 26-50	W-L RECORDS	RPI 51-100	RPI 101-150	RPI 150+				
7- 17	0- 2	0- 0	OVERALL	0- 3	0- 5	7- 7				
5- 8	0- 1	0- 0	HOME	0- 1	0- 3	5- 3				
2- 9	0- 1	0- 0	AWAY	0- 2	0- 2	2- 4				
0- 0	0- 0	0- 0	NEUTRAL	0- 0	0- 0	0- 0				
4- 9	0- 2	0- 0	NON-CONFERENCE	0- 2	0- 4	4- 1				
3- 5	0- 1	0- 0	HOME	0- 1	0- 2	3- 1				
1- 4	0- 1	0- 0	AWAY	0- 1	0- 2	1- 0				
0- 0	0- 0	0- 0	NEUTRAL	0- 0	0- 0	0- 0				
3- 8	0- 0	0- 0	CONFERENCE	0- 1	0- 1	3- 6				
2- 3	0- 0	0- 0	HOME	0- 0	0- 1	2- 2				
1- 5	0- 0	0- 0	AWAY	0- 1	0- 0	1- 4				
0- 0	0- 0	0- 0	NEUTRAL	0- 0	0- 0	0- 0				

RPI 1-25				RPI 26-50				RPI 51-100				RPI 101+ Team's RPI: 280			
RPI	S	Opponent	Score	RPI	S	Opponent	Score	RPI	S	Opponent	Score	RPI	S	Opponent	Score
15	H	Louisville	54 76					53	H	Arkansas St.	55 77	112	H	Belmont	79 80
24	A	Georgia	48 81					80	A	Middle Tenn.	53 69	130	H	Mercer	47 63
								89	A	UT Martin	53 67	141	H	Southern Miss.	57 69
												145	A	Xavier	47 64
												149	A	Northern Ky.	62 88
												155	H	SIUE	68 83
												200	H	Southeast Mo. St.	57 60
												208	A	Eastern Ky.	77 72
												244	H	Clemson	53 71
												246	H	Tennessee St.	70 60
												264	H	Georgia St.	72 65
												265	A	Austin Peay	75 91
												277	A	Jacksonville St.	46 55
												285	A	UNCG	73 64
												287	H	Wichita St.	54 48
												290	A	Murray St.	50 56
												296	A	Morehead St.	71 75
												335	H	Lipscomb	81 70
												337	H	Eastern Ill.	81 74
LAST 12 Division I GAMES:															
277	A	Jacksonville St.	46 55	89	A	UT Martin	53 67								
112	H	Belmont	79 80	265	A	Austin Peay	75 91								
296	A	Morehead St.	71 75	290	A	Murray St.	50 56								
208	A	Eastern Ky.	77 72	155	H	SIUE	68 83								
246	H	Tennessee St.	70 60	337	H	Eastern Ill.	81 74								
200	H	Southeast Mo. St.	57 60	24	A	Georgia	48 81								

Non-Div I Games:

Tennessee Tech

■ Loss,
■ Non-Conf,
■ S Site,
■ H Home
■ A Away
N Neutral

Average RPI Win: 121		WON-LOST	WINNING	LAST 10	STRENGTH OF	OPP. STRENGTH	TEAM	ADJ.	CONF.	ADJ CONF.
Average RPI Loss: 4		RECORD	PCT. RANK	GAMES	SCHEDULE	OF SCHEDULE	RPI	RPI	RPI	RPI
DIV. I ONLY		21- 1	5	9- 1	74	4	8	8	3	3
DIV. I NON-CONF.		11- 0	1	1- 0	190	10	13	13	3	3
TOTALS		RPI 1-25	RPI 26-50		W-L RECORDS		RPI 51-100	RPI 101-150	RPI 150+	
21- 1	3- 1	3- 0		OVERALL		4- 0	3- 0	8- 0		
11- 1	1- 1	2- 0		HOME		1- 0	2- 0	5- 0		
9- 0	2- 0	1- 0		AWAY		3- 0	0- 0	3- 0		
1- 0	0- 0	0- 0		NEUTRAL		0- 0	1- 0	0- 0		
11- 0	2- 0	1- 0		NON-CONFERENCE		0- 0	2- 0	6- 0		
7- 0	1- 0	1- 0		HOME		0- 0	1- 0	4- 0		
3- 0	1- 0	0- 0		AWAY		0- 0	0- 0	2- 0		
1- 0	0- 0	0- 0		NEUTRAL		0- 0	1- 0	0- 0		
10- 1	1- 1	2- 0		CONFERENCE		4- 0	1- 0	2- 0		
4- 1	0- 1	1- 0		HOME		1- 0	1- 0	1- 0		
6- 0	1- 0	1- 0		AWAY		3- 0	0- 0	1- 0		
0- 0	0- 0	0- 0		NEUTRAL		0- 0	0- 0	0- 0		

RPI	S	Opponent	Score	RPI	S	Opponent	Score	RPI	S	Opponent	Score	RPI	S	Opponent	Score
4	H	Baylor	67 80	29	H	Mississippi St.	53 47	52	A	Kansas St.	66 51	128	H	Texas Tech	86 62
5	H	Stanford	77 69	31	H	Oklahoma	83 76	94	A	Iowa St.	65 49	136	N	Arkansas	61 50
13	A	Tennessee	64 53	38	A	West Virginia	65 54	94	A	TCU	65 58	143	H	Hampton	79 52
17	A	Oklahoma St.	78 48					94	H	Iowa St.	75 54	171	A	Little Rock	66 56
												173	H	Northwestern St.	86 33
												192	A	Kansas	75 38
												192	H	Kansas	70 46
												205	H	Canisius	92 62
												228	H	UTSA	90 53
												245	A	Rice	70 47
												258	H	Sam Houston St.	83 49
LAST 12 Division I GAMES:															
				94	A	Iowa St.	65 49	192	A	Kansas	75 38				
				52	A	Kansas St.	66 51	17	A	Oklahoma St.	78 48				
				192	H	Kansas	70 46	94	H	Iowa St.	75 54				
				31	H	Oklahoma	83 76	128	H	Texas Tech	86 62				
				94	A	TCU	65 58	38	A	West Virginia	65 54				
				4	H	Baylor	67 80	258	H	Sam Houston St.	83 49				

Non-Div I Games:

Texas

■ Loss,
 ■ Non-Conf, S Site,
 ■ Home
 ■ Away
 N Neutral

Through Games of Feb. 6, 1910									
Average RPI Win: 121	WON-LOST	WINNING	LAST 10	STRENGTH OF	OPP. STRENGTH	TEAM	ADJ.	CONF.	ADJ CONF.
Average RPI Loss: 29	RECORD	PCT. RANK	GAMES	SCHEDULE	OF SCHEDULE	RPI	RPI	RPI	RPI
DIV. I ONLY	15- 7	81	6- 4	6	16	19	19	2	2
DIV. I NON-CONF.	10- 3	61	3- 0	24	19	24	24	2	2
TOTALS	RPI 1-25	RPI 26-50	W-L RECORDS	RPI 51-100	RPI 101-150	RPI 150+			
15- 7	1- 6	3- 0	OVERALL	2- 0	3- 1	6- 0			
9- 2	1- 2	1- 0	HOME	1- 0	1- 0	5- 0			
3- 3	0- 0	1- 0	AWAY	0- 0	2- 0	0- 0			
3- 2	0- 2	1- 0	NEUTRAL	1- 0	0- 0	1- 0			
10- 3	0- 3	2- 0	NON-CONFERENCE	2- 0	0- 0	6- 0			
6- 1	0- 1	0- 0	HOME	1- 0	0- 0	5- 0			
1- 0	0- 0	1- 0	AWAY	0- 0	0- 0	0- 0			
3- 2	0- 2	1- 0	NEUTRAL	1- 0	0- 0	1- 0			
5- 4	1- 3	1- 0	CONFERENCE	0- 0	3- 1	0- 0			
3- 1	1- 1	1- 0	HOME	0- 0	1- 0	0- 0			
2- 3	0- 2	0- 0	AWAY	0- 0	2- 1	0- 0			
0- 0	0- 0	0- 0	NEUTRAL	0- 0	0- 0	0- 0			

RPI	S	Opponent	Score	RPI	S	Opponent	Score	RPI	S	Opponent	Score	RPI	S	Opponent	Score
2	A	South Carolina	58 59	31	N	Oklahoma	74 68	73	N	California	75 58	116	A	LSU	53 35
2	H	South Carolina	63 70	33	H	Missouri	81 77	94	H	TCU	82 78	131	A	Alabama	59 56
6	N	Ohio St.	80 95	39	A	Duke	72 66					134	H	Ole Miss	81 58
14	N	BYU	64 72									136	A	Arkansas	61 67
21	A	Florida	81 83									154	N	Hawaii	82 41
23	H	DePaul	66 80									160	H	SMU	67 55
24	H	Georgia	73 62									171	H	Little Rock	69 39
LAST 12 Division I GAMES:															
21	A	Florida	81 83	116	A	LSU	53 35								
2	H	South Carolina	63 70	136	A	Arkansas	61 67								
131	A	Alabama	59 56	24	H	Georgia	73 62								
33	H	Missouri	81 77	273	H	Prairie View	88 30								
2	A	South Carolina	58 59	171	H	Little Rock	69 39								
134	H	Ole Miss	81 58	31	N	Oklahoma	74 68								

Non-Div I Games:

Texas A&M

Average RPI Win:	289	WON-LOST	WINNING	LAST 10	STRENGTH OF	OPP. STRENGTH	TEAM	ADJ.	CONF.	ADJ CONF.
Average RPI Loss:	194	RECORD	PCT. RANK	GAMES	SCHEDULE	OF SCHEDULE	RPI	RPI	RPI	RPI
DIV. I ONLY	13- 7	97	9- 1	348	274	239	239	32	32	
DIV. I NON-CONF.	4- 6	201	2- 0	348	82	307	307	31	31	
TOTALS	RPI 1-25	RPI 26-50	W-L RECORDS	RPI 51-100	RPI 101-150	RPI 150+				
13- 7	0- 1	0- 0	OVERALL	0- 0	0- 1	13- 5				
6- 2	0- 0	0- 0	HOME	0- 0	0- 0	6- 2				
6- 5	0- 1	0- 0	AWAY	0- 0	0- 1	6- 3				
1- 0	0- 0	0- 0	NEUTRAL	0- 0	0- 0	1- 0				
4- 6	0- 1	0- 0	NON-CONFERENCE	0- 0	0- 1	4- 4				
1- 2	0- 0	0- 0	HOME	0- 0	0- 0	1- 2				
2- 4	0- 1	0- 0	AWAY	0- 0	0- 1	2- 2				
1- 0	0- 0	0- 0	NEUTRAL	0- 0	0- 0	1- 0				
9- 1	0- 0	0- 0	CONFERENCE	0- 0	0- 0	9- 1				
5- 0	0- 0	0- 0	HOME	0- 0	0- 0	5- 0				
4- 1	0- 0	0- 0	AWAY	0- 0	0- 0	4- 1				
0- 0	0- 0	0- 0	NEUTRAL	0- 0	0- 0	0- 0				

RPI 1-25			RPI 26-50			RPI 51-100			RPI 101+ Team's RPI: 239		
RPI	S	Opponent	Score	RPI	S	Opponent	Score	RPI	S	Opponent	Score
17	A	Oklahoma St.	52 87					116	A	LSU	36 86
								192	A	Kansas	65 72
								195	H	Southern U.	59 45
								202	A	Grambling	62 50
								228	A	UTSA	59 44
								242	H	Houston Baptist	65 77
								245	A	Rice	69 66
								246	A	Tennessee St.	56 72
								258	H	Sam Houston St.	51 53
								273	A	Prairie View	50 43
								273	H	Prairie View	72 65
								288	A	Alabama St.	51 57
								325	A	Jackson St.	62 36
								326	H	A&M-Corpus Christi	51 43
								330	H	Ark.-Pine Bluff	57 30
								332	H	Alcorn	68 39
								335	N	Lipscomb	66 62
								345	A	Alabama A&M	57 38
								346	H	Mississippi Val.	76 38
LAST 12 Division I GAMES:											
273	A	Prairie View	50 43	325	A	Jackson St.	62 36				
345	A	Alabama A&M	57 38	273	H	Prairie View	72 65				
288	A	Alabama St.	51 57	332	H	Alcorn	68 39				
330	H	Ark.-Pine Bluff	57 30	195	H	Southern U.	59 45				
346	H	Mississippi Val.	76 38	228	A	UTSA	59 44				
202	A	Grambling	62 50	245	A	Rice	69 66				

Non-Div I Games:

Texas Southern

■ Loss,
 ■ Non-Conf, S Site,
 ■ Home
 ■ Away
 N Neutral

Average RPI Win:	215	WON-LOST	WINNING	LAST 10	STRENGTH OF	OPP. STRENGTH	TEAM	ADJ.	CONF.	ADJ CONF.
Average RPI Loss:	147	RECORD	PCT. RANK	GAMES	SCHEDULE	OF SCHEDULE	RPI	RPI	RPI	RPI
DIV. I ONLY	8- 11	214	4- 6	161	156	189	189	16	16	
DIV. I NON-CONF.	3- 5	218	0- 1	85	28	152	152	14	14	
TOTALS	RPI 1-25	RPI 26-50	W-L RECORDS	RPI 51-100	RPI 101-150	RPI 150+				
8- 11	0- 1	0- 2	OVERALL	0- 2	1- 1	7- 5				
5- 1	0- 0	0- 0	HOME	0- 1	0- 0	5- 0				
3- 7	0- 1	0- 1	AWAY	0- 0	1- 0	2- 5				
0- 3	0- 0	0- 1	NEUTRAL	0- 1	0- 1	0- 0				
3- 5	0- 1	0- 2	NON-CONFERENCE	0- 1	0- 1	3- 0				
2- 0	0- 0	0- 0	HOME	0- 0	0- 0	2- 0				
1- 2	0- 1	0- 1	AWAY	0- 0	0- 0	1- 0				
0- 3	0- 0	0- 1	NEUTRAL	0- 1	0- 1	0- 0				
5- 6	0- 0	0- 0	CONFERENCE	0- 1	1- 0	4- 5				
3- 1	0- 0	0- 0	HOME	0- 1	0- 0	3- 0				
2- 5	0- 0	0- 0	AWAY	0- 0	1- 0	1- 5				
0- 0	0- 0	0- 0	NEUTRAL	0- 0	0- 0	0- 0				

RPI 1-25				RPI 26-50				RPI 51-100				RPI 101+ Team's RPI: 189			
RPI	S	Opponent	Score	RPI	S	Opponent	Score	RPI	S	Opponent	Score	RPI	S	Opponent	Score
19	A	Texas A&M	50 87	33	A	Missouri	56 82	53	H	Arkansas St.	59 74	127	A	La.-Lafayette	46 42
				39	N	Duke	34 85	94	N	Iowa St.	61 83	135	N	Idaho	55 75
												171	H	Little Rock	67 57
												194	A	Troy	79 112
												201	H	North Texas	64 62
												217	A	South Ala.	73 71
												228	H	UTSA	72 64
												238	A	Appalachian St.	71 90
												242	A	Houston Baptist	71 66
												264	A	Georgia St.	62 73
												264	H	Georgia St.	80 71
												271	A	Ga. Southern	64 78
												271	H	Ga. Southern	61 56
												278	A	La.-Monroe	59 63
LAST 12 Division I GAMES:															
271	A	Ga. Southern	64 78	194	A	Troy	79 112								
264	A	Georgia St.	62 73	217	A	South Ala.	73 71								
278	A	La.-Monroe	59 63	238	A	Appalachian St.	71 90								
127	A	La.-Lafayette	46 42	264	H	Georgia St.	80 71								
53	H	Arkansas St.	59 74	271	H	Ga. Southern	61 56								
171	H	Little Rock	67 57	33	A	Missouri	56 82								

Non-Div I Games: Tex. A&M-Commerce 80 60 St. Edward's 52 44

Texas St.

■ Loss,
 ■ Non-Conf,
 ■ S Site,
 ■ Home
 ■ A Away
 N Neutral

Average RPI Win:	207	WON-LOST	WINNING	LAST 10	STRENGTH OF	OPP. STRENGTH	TEAM	ADJ.	CONF.	ADJ CONF.
Average RPI Loss:	43	RECORD	PCT. RANK	GAMES	SCHEDULE	OF SCHEDULE	RPI	RPI	RPI	RPI
DIV. I ONLY	11- 11	168	2- 8	58	66	128	128	3	3	
DIV. I NON-CONF.	9- 2	37	1- 0	206	262	91	91	3	3	
TOTALS	RPI 1-25	RPI 26-50	W-L RECORDS	RPI 51-100	RPI 101-150	RPI 150+				
11- 11	0- 3	0- 4	OVERALL	2- 4	1- 0	8- 0				
10- 4	0- 1	0- 1	HOME	2- 2	1- 0	7- 0				
0- 6	0- 0	0- 0	AWAY	0- 0	0- 0	0- 0				
1- 1	0- 0	0- 1	NEUTRAL	0- 0	0- 0	1- 0				
9- 2	0- 0	0- 1	NON-CONFERENCE	1- 1	1- 0	7- 0				
8- 0	0- 0	0- 0	HOME	1- 0	1- 0	6- 0				
0- 1	0- 0	0- 0	AWAY	0- 1	0- 0	0- 0				
1- 1	0- 0	0- 1	NEUTRAL	0- 0	0- 0	1- 0				
2- 9	0- 3	0- 3	CONFERENCE	1- 3	0- 0	1- 0				
2- 4	0- 1	0- 1	HOME	1- 2	0- 0	1- 0				
0- 5	0- 2	0- 2	AWAY	0- 1	0- 0	0- 0				
0- 0	0- 0	0- 0	NEUTRAL	0- 0	0- 0	0- 0				

RPI 1-25				RPI 26-50				RPI 51-100				RPI 101+ Team's RPI: 128			
RPI	S	Opponent	Score	RPI	S	Opponent	Score	RPI	S	Opponent	Score	RPI	S	Opponent	Score
4	A	Baylor	43 69	28	N	Washington	73 77	52	H	Kansas St.	53 65	135	H	Idaho	78 62
8	A	Texas	62 86	31	A	Oklahoma	53 92	62	H	Abilene Christian	71 65	151	N	Fordham	62 48
17	H	Oklahoma St.	46 69	38	A	West Virginia	57 79	67	A	Santa Clara	70 75	192	H	Kansas	54 44
				38	H	West Virginia	42 69	94	A	TCU	48 69	199	H	Idaho St.	79 64
								94	H	Iowa St.	69 66	202	H	Grambling	70 55
								94	H	TCU	69 78	289	H	Niagara	79 45
												308	H	Southeastern La.	113 51
												320	H	Incarnate Word	70 55
												330	H	Ark.-Pine Bluff	84 40
LAST 12 Division I GAMES:															
38	H	West Virginia	42 69	94	A	TCU	48 69								
192	H	Kansas	54 44	38	A	West Virginia	57 79								
4	A	Baylor	43 69	17	H	Oklahoma St.	46 69								
52	H	Kansas St.	53 65	8	A	Texas	62 86								
31	A	Oklahoma	53 92	94	H	TCU	69 78								
94	H	Iowa St.	69 66	330	H	Ark.-Pine Bluff	84 40								

Non-Div I Games:

Texas Tech

Average RPI Win:	244	WON-LOST	WINNING	LAST 10	STRENGTH OF	OPP. STRENGTH	TEAM	ADJ.	CONF.	ADJ CONF.
Average RPI Loss:	121	RECORD	PCT. RANK	GAMES	SCHEDULE	OF SCHEDULE	RPI	RPI	RPI	RPI
DIV. I ONLY	9- 11	200	5- 5	121	195	157	157	16	16	
DIV. I NON-CONF.	4- 5	193	1- 0	26	113	103	103	14	14	
TOTALS	RPI 1-25	RPI 26-50	W-L RECORDS	RPI 51-100	RPI 101-150	RPI 150+				
9- 11	0- 2	0- 0	OVERALL	0- 3	0- 1	9- 5				
2- 6	0- 1	0- 0	HOME	0- 2	0- 0	2- 3				
7- 5	0- 1	0- 0	AWAY	0- 1	0- 1	7- 2				
0- 0	0- 0	0- 0	NEUTRAL	0- 0	0- 0	0- 0				
4- 5	0- 2	0- 0	NON-CONFERENCE	0- 2	0- 0	4- 1				
1- 3	0- 1	0- 0	HOME	0- 1	0- 0	1- 1				
3- 2	0- 1	0- 0	AWAY	0- 1	0- 0	3- 0				
0- 0	0- 0	0- 0	NEUTRAL	0- 0	0- 0	0- 0				
5- 6	0- 0	0- 0	CONFERENCE	0- 1	0- 1	5- 4				
1- 3	0- 0	0- 0	HOME	0- 1	0- 0	1- 2				
4- 3	0- 0	0- 0	AWAY	0- 0	0- 1	4- 2				
0- 0	0- 0	0- 0	NEUTRAL	0- 0	0- 0	0- 0				

RPI 1-25				RPI 26-50				RPI 51-100				RPI 101+ Team's RPI: 157			
RPI	S	Opponent	Score	RPI	S	Opponent	Score	RPI	S	Opponent	Score	RPI	S	Opponent	Score
4	A	Baylor	20 62					52	A	Kansas St.	41 61	127	A	La.-Lafayette	52 63
20	H	Seton Hall	54 61					53	H	Arkansas St.	71 78	170	H	Jacksonville	56 54
								56	H	Western Ky.	64 73	171	H	Little Rock	55 59
												172	H	McNeese St.	57 63
												194	A	Troy	71 88
												217	A	South Ala.	55 59
												228	A	UTSA	51 47
												233	A	Stephen F. Austin	67 63
												238	A	Appalachian St.	76 45
												242	A	Houston Baptist	64 40
												264	A	Georgia St.	74 45
												264	H	Georgia St.	63 68
												271	A	Ga. Southern	53 41
												271	H	Ga. Southern	70 31
												278	A	La.-Monroe	60 50
LAST 12 Division I GAMES:															
264	A	Georgia St.	74 45	217	A	South Ala.	55 59								
271	A	Ga. Southern	53 41	194	A	Troy	71 88								
127	A	La.-Lafayette	52 63	238	A	Appalachian St.	76 45								
278	A	La.-Monroe	60 50	271	H	Ga. Southern	70 31								
171	H	Little Rock	55 59	264	H	Georgia St.	63 68								
53	H	Arkansas St.	71 78	228	A	UTSA	51 47								

Non-Div I Games: Missouri Valley 96 30

Texas-Arlington

■ Loss,
 ■ Non-Conf, S Site,
 ■ Home
 ■ Away
 N Neutral

Average RPI Win:	235	WON-LOST	WINNING	LAST 10	STRENGTH OF	OPP. STRENGTH	TEAM	ADJ.	CONF.	ADJ CONF.
Average RPI Loss:	71	RECORD	PCT. RANK	GAMES	SCHEDULE	OF SCHEDULE	RPI	RPI	RPI	RPI
DIV. I ONLY	12- 9	129	7- 3	128	127	108	108	11	11	
DIV. I NON-CONF.	5- 6	180	2- 0	53	85	134	134	13	13	
TOTALS	RPI 1-25	RPI 26-50	W-L RECORDS	RPI 51-100	RPI 101-150	RPI 150+				
12- 9	0- 1	0- 3	OVERALL	1- 2	2- 3	9- 0				
6- 2	0- 0	0- 1	HOME	0- 1	1- 0	5- 0				
4- 5	0- 0	0- 0	AWAY	0- 0	1- 0	3- 0				
2- 2	0- 0	0- 1	NEUTRAL	1- 0	0- 1	1- 0				
5- 6	0- 1	0- 3	NON-CONFERENCE	1- 1	0- 1	4- 0				
2- 2	0- 0	0- 1	HOME	0- 1	0- 0	2- 0				
1- 2	0- 1	0- 1	AWAY	0- 0	0- 0	1- 0				
2- 2	0- 0	0- 1	NEUTRAL	1- 0	0- 1	1- 0				
7- 3	0- 0	0- 0	CONFERENCE	0- 1	2- 2	5- 0				
4- 0	0- 0	0- 0	HOME	0- 0	1- 0	3- 0				
3- 3	0- 0	0- 0	AWAY	0- 1	1- 2	2- 0				
0- 0	0- 0	0- 0	NEUTRAL	0- 0	0- 0	0- 0				

RPI 1-25				RPI 26-50				RPI 51-100				RPI 101+ Team's RPI: 108			
RPI	S	Opponent	Score	RPI	S	Opponent	Score	RPI	S	Opponent	Score	RPI	S	Opponent	Score
1	A	Notre Dame	39 74	32	A	St. Bonaventure	63 74	54	A	Ball St.	69 75	105	A	Akron	71 81
				48	H	Dayton	57 83	96	N	VCU	80 61	110	A	Eastern Mich.	41 59
				49	N	Albany (NY)	55 63	99	H	Arizona	59 62	125	A	Western Mich.	80 68
												125	H	Western Mich.	80 73
												140	N	Harvard	70 76
												219	A	Ill.-Chicago	60 51
												227	N	Columbia	88 75
												231	H	Bowling Green	75 61
												251	A	Miami (OH)	55 50
												256	H	Northern Ill.	66 59
												301	H	Cleveland St.	66 53
												330	H	Ark.-Pine Bluff	74 47
												331	A	Kent St.	67 64
												331	H	Kent St.	73 67
LAST 12 Division I GAMES:															
331	A	Kent St.	67 64	251	A	Miami (OH)	55 50								
125	A	Western Mich.	80 68	125	H	Western Mich.	80 73								
231	H	Bowling Green	75 61	331	H	Kent St.	73 67								
110	A	Eastern Mich.	41 59	54	A	Ball St.	69 75								
105	A	Akron	71 81	330	H	Ark.-Pine Bluff	74 47								
256	H	Northern Ill.	66 59	219	A	Ill.-Chicago	60 51								

Non-Div I Games:

Toledo

■ Loss,
 ■ Non-Conf, S Site,
 ■ Home
 ■ Away
 N Neutral

Average RPI Win: 198	WON-LOST	WINNING	LAST 10	STRENGTH OF	OPP. STRENGTH	TEAM	ADJ.	CONF.	ADJ CONF.
Average RPI Loss: 175	RECORD	PCT. RANK	GAMES	SCHEDULE	OF SCHEDULE	RPI	RPI	RPI	RPI
DIV. I ONLY	5- 16	292	2- 8	239	204	293	293	13	13
DIV. I NON-CONF.	3- 8	258	1- 1	265	284	299	299	12	12
TOTALS	RPI 1-25	RPI 26-50	W-L RECORDS	RPI 51-100	RPI 101-150	RPI 150+			
5- 16	0- 0	0- 0	OVERALL	1- 5	0- 0	4- 11			
3- 6	0- 0	0- 0	HOME	1- 2	0- 0	2- 4			
1- 10	0- 0	0- 0	AWAY	0- 3	0- 0	1- 7			
1- 0	0- 0	0- 0	NEUTRAL	0- 0	0- 0	1- 0			
3- 8	0- 0	0- 0	NON-CONFERENCE	0- 3	0- 0	3- 5			
2- 2	0- 0	0- 0	HOME	0- 1	0- 0	2- 1			
0- 6	0- 0	0- 0	AWAY	0- 2	0- 0	0- 4			
1- 0	0- 0	0- 0	NEUTRAL	0- 0	0- 0	1- 0			
2- 8	0- 0	0- 0	CONFERENCE	1- 2	0- 0	1- 6			
1- 4	0- 0	0- 0	HOME	1- 1	0- 0	0- 3			
1- 4	0- 0	0- 0	AWAY	0- 1	0- 0	1- 3			
0- 0	0- 0	0- 0	NEUTRAL	0- 0	0- 0	0- 0			

RPI S	Opponent	Score	RPI S	Opponent	Score	RPI S	Opponent	Score	RPI S	Opponent	Score	Team's RPI: 293
						55	H James Madison	57 64	167	A Cornell	60 88	
						61	H Auburn	52 74	179	A Delaware	64 69	
						77	A Hofstra	60 64	179	H Delaware	62 66	
						78	H Elon	85 78	182	H William & Mary	54 73	
						97	A Georgetown	46 82	183	A George Mason	76 88	
						98	A Minnesota	86 105	184	A Col. of Charleston	55 67	
									187	A Northeastern	72 71	
									188	H UMBC	61 51	
									226	N Western Ill.	83 77	
									240	H Coppin St.	69 81	
									253	A UNCW	51 53	
									253	H UNCW	49 52	
									291	A North Florida	72 74	
									297	A Rider	72 78	
									309	H UMKC	70 47	
LAST 12 Division I GAMES:												
179	H Delaware	62 66	78	H Elon	85 78							
184	A Col. of Charleston	55 67	253	H UNCW	49 52							
253	A UNCW	51 53	182	H William & Mary	54 73							
77	A Hofstra	60 64	187	A Northeastern	72 71							
55	H James Madison	57 64	309	H UMKC	70 47							
179	A Delaware	64 69	97	A Georgetown	46 82							

Non-Div I Games:

Towson

Average RPI Win:	245	WON-LOST	WINNING	LAST 10	STRENGTH OF	OPP. STRENGTH	TEAM	ADJ.	CONF.	ADJ CONF.
Average RPI Loss:	144	RECORD	PCT. RANK	GAMES	SCHEDULE	OF SCHEDULE	RPI	RPI	RPI	RPI
DIV. I ONLY	8- 11	214	4- 6	160	252	194	194	16	16	
DIV. I NON-CONF.	3- 4	197	0- 0	193	323	154	154	14	14	
TOTALS	RPI 1-25	RPI 26-50	W-L RECORDS	RPI 51-100	RPI 101-150	RPI 150+				
8- 11	0- 0	0- 0	OVERALL	0- 3	0- 3	8- 5				
4- 3	0- 0	0- 0	HOME	0- 1	0- 0	4- 2				
4- 8	0- 0	0- 0	AWAY	0- 2	0- 3	4- 3				
0- 0	0- 0	0- 0	NEUTRAL	0- 0	0- 0	0- 0				
3- 4	0- 0	0- 0	NON-CONFERENCE	0- 1	0- 2	3- 1				
1- 0	0- 0	0- 0	HOME	0- 0	0- 0	1- 0				
2- 4	0- 0	0- 0	AWAY	0- 1	0- 2	2- 1				
0- 0	0- 0	0- 0	NEUTRAL	0- 0	0- 0	0- 0				
5- 7	0- 0	0- 0	CONFERENCE	0- 2	0- 1	5- 4				
3- 3	0- 0	0- 0	HOME	0- 1	0- 0	3- 2				
2- 4	0- 0	0- 0	AWAY	0- 1	0- 1	2- 2				
0- 0	0- 0	0- 0	NEUTRAL	0- 0	0- 0	0- 0				

RPI S	Opponent	Score	RPI S	Opponent	Score	RPI S	Opponent	Score	RPI S	Opponent	Score	Team's RPI: 194
						51	A Vanderbilt	43 97	112	A Belmont	93 102	
						53	A Arkansas St.	80 94	123	A Samford	69 73	
						53	H Arkansas St.	81 101	127	A La.-Lafayette	53 56	
									157	H Texas-Arlington	88 71	
									163	A UAB	67 89	
									171	A Little Rock	64 79	
									171	H Little Rock	78 71	
									189	H Texas St.	112 79	
									217	H South Ala.	71 75	
									238	H Appalachian St.	81 96	
									264	A Georgia St.	97 90	
									271	A Ga. Southern	81 66	
									278	A La.-Monroe	73 77	
									288	A Alabama St.	73 59	
									308	A Southeastern La.	100 90	
									312	H Nicholls St.	104 51	
LAST 12 Division I GAMES:												
			53	A Arkansas St.	80 94	189	H Texas St.	112 79				
			171	A Little Rock	64 79	157	H Texas-Arlington	88 71				
			238	H Appalachian St.	81 96	271	A Ga. Southern	81 66				
			217	H South Ala.	71 75	264	A Georgia St.	97 90				
			127	A La.-Lafayette	53 56	171	H Little Rock	78 71				
			278	A La.-Monroe	73 77	53	H Arkansas St.	81 101				

Non-Div I Games: West Ala. 103 72 Fort Valley St. 118 72

Troy

Average RPI Win:	186	WON-LOST	WINNING	LAST 10	STRENGTH OF	OPP. STRENGTH	TEAM	ADJ.	CONF.	ADJ CONF.
Average RPI Loss:	44	RECORD	PCT. RANK	GAMES	SCHEDULE	OF SCHEDULE	RPI	RPI	RPI	RPI
DIV. I ONLY	16- 7	75	6- 4	106	74	82	82	8	8	
DIV. I NON-CONF.	9- 3	69	1- 0	63	90	49	49	7	7	
TOTALS	RPI 1-25	RPI 26-50	W-L RECORDS	RPI 51-100	RPI 101-150	RPI 150+				
16- 7	0- 3	0- 2	OVERALL	2- 1	2- 1	12- 0				
10- 3	0- 1	0- 1	HOME	1- 1	1- 0	8- 0				
5- 2	0- 1	0- 0	AWAY	0- 0	1- 1	4- 0				
1- 2	0- 1	0- 1	NEUTRAL	1- 0	0- 0	0- 0				
9- 3	0- 2	0- 1	NON-CONFERENCE	2- 0	2- 0	5- 0				
7- 0	0- 0	0- 0	HOME	1- 0	1- 0	5- 0				
1- 1	0- 1	0- 0	AWAY	0- 0	1- 0	0- 0				
1- 2	0- 1	0- 1	NEUTRAL	1- 0	0- 0	0- 0				
7- 4	0- 1	0- 1	CONFERENCE	0- 1	0- 1	7- 0				
3- 3	0- 1	0- 1	HOME	0- 1	0- 0	3- 0				
4- 1	0- 0	0- 0	AWAY	0- 0	0- 1	4- 0				
0- 0	0- 0	0- 0	NEUTRAL	0- 0	0- 0	0- 0				

RPI 1-25				RPI 26-50				RPI 51-100 Team's RPI: 82				RPI 101+			
RPI	S	Opponent	Score	RPI	S	Opponent	Score	RPI	S	Opponent	Score	RPI	S	Opponent	Score
3	H	UConn	38 96	44	N	Rutgers	51 75	59	H	Temple	54 72	116	H	LSU	67 63
12	A	Florida St.	72 78	45	H	South Fla.	67 71	83	H	Saint Louis	66 58	122	A	Memphis	67 83
22	N	Green Bay	58 79					85	N	Virginia	67 62	134	A	Ole Miss	61 59
												160	A	SMU	54 42
												165	A	East Carolina	66 51
												165	H	East Carolina	78 73
												171	H	Little Rock	69 53
												172	H	McNeese St.	74 55
												180	A	Tulsa	71 47
												195	H	Southern U.	77 48
												243	A	Houston	59 56
												243	H	Houston	70 48
												261	H	UCF	75 54
												285	H	UNCG	74 53
												325	H	Jackson St.	92 49
LAST 12 Division I GAMES:															
243	A	Houston	59 56	45	H	South Fla.	67 71	261	H	UCF	75 54				
3	H	UConn	38 96					165	A	East Carolina	66 51				
59	H	Temple	54 72					122	A	Memphis	67 83				
165	H	East Carolina	78 73					243	H	Houston	70 48				
160	A	SMU	54 42					83	H	Saint Louis	66 58				
180	A	Tulsa	71 47												

Non-Div I Games:

Tulane

■ Loss,
 ■ Non-Conf, S Site,
 ■ Home
 ■ Away
 N Neutral

Tulsa

Through Games Of Feb. 6, 2016

Average RPI Win:	171	WON-LOST	WINNING	LAST 10	STRENGTH OF	OPP. STRENGTH	TEAM	ADJ.	CONF.	ADJ CONF.
Average RPI Loss:	115	RECORD	PCT. RANK	GAMES	SCHEDULE	OF SCHEDULE	RPI	RPI	RPI	RPI
DIV. I ONLY	8- 15	254	3- 7	93	70	180	180	8	8	
DIV. I NON-CONF.	3- 8	258	0- 0	120	94	217	217	7	7	
TOTALS	RPI 1-25	RPI 26-50	W-L RECORDS	RPI 51-100	RPI 101-150	RPI 150+				
8- 15	0- 2	0- 1	OVERALL	0- 4	2- 3	6- 5				
3- 8	0- 1	0- 1	HOME	0- 2	0- 1	3- 3				
5- 5	0- 1	0- 0	AWAY	0- 2	2- 1	3- 1				
0- 2	0- 0	0- 0	NEUTRAL	0- 0	0- 1	0- 1				
3- 8	0- 0	0- 1	NON-CONFERENCE	0- 2	1- 2	2- 3				
1- 4	0- 0	0- 1	HOME	0- 1	0- 0	1- 2				
2- 2	0- 0	0- 0	AWAY	0- 1	1- 1	1- 0				
0- 2	0- 0	0- 0	NEUTRAL	0- 0	0- 1	0- 1				
5- 7	0- 2	0- 0	CONFERENCE	0- 2	1- 1	4- 2				
2- 4	0- 1	0- 0	HOME	0- 1	0- 1	2- 1				
3- 3	0- 1	0- 0	AWAY	0- 1	1- 0	2- 1				
0- 0	0- 0	0- 0	NEUTRAL	0- 0	0- 0	0- 0				

RPI	S	Opponent	Score	RPI	S	Opponent	Score	RPI	S	Opponent	Score	RPI	S	Opponent	Score	Team's RPI: 180
3	A	UConn	35 95	31	H	Oklahoma	62 75	52	H	Kansas St.	67 75	106	N	Drake	80 91	
3	H	UConn	30 94					59	A	Temple	46 66	118	A	UNI	59 75	
								82	H	Tulane	47 71	122	A	Memphis	65 59	
								83	A	Saint Louis	73 82	122	H	Memphis	58 69	
												136	A	Arkansas	74 67	
												160	H	SMU	56 54	
												161	H	Oral Roberts	53 59	
												165	A	East Carolina	55 54	
												165	H	East Carolina	81 79	
												171	A	Little Rock	74 63	
												183	N	George Mason	63 64	
												202	H	Grambling	79 51	
												212	H	Cincinnati	53 55	
												243	A	Houston	79 62	
												249	H	Indiana St.	63 67	
												261	A	UCF	74 75	
LAST 12 Division I GAMES:																
165	A	East Carolina	55 54	212	H	Cincinnati	53 55									
261	A	UCF	74 75	122	A	Memphis	65 59									
3	H	UConn	30 94	59	A	Temple	46 66									
122	H	Memphis	58 69	3	A	UConn	35 95									
243	A	Houston	79 62	160	H	SMU	56 54									
82	H	Tulane	47 71	165	H	East Carolina	81 79									

Non-Div I Games:

Tulsa

■ Loss,
 ■ Non-Conf,
 ■ S Site,
 ■ Home
 ■ A Away
 N Neutral

Average RPI Win:	218	WON-LOST	WINNING	LAST 10	STRENGTH OF	OPP. STRENGTH	TEAM	ADJ.	CONF.	ADJ CONF.
Average RPI Loss:	114	RECORD	PCT. RANK	GAMES	SCHEDULE	OF SCHEDULE	RPI	RPI	RPI	RPI
DIV. I ONLY	11- 11	168	4- 6	165	138	163	163	12	12	
DIV. I NON-CONF.	7- 4	110	1- 0	204	229	131	131	10	10	
TOTALS	RPI 1-25	RPI 26-50	W-L RECORDS	RPI 51-100	RPI 101-150	RPI 150+				
11- 11	0- 2	0- 1	OVERALL	1- 3	1- 2	9- 3				
7- 2	0- 0	0- 0	HOME	1- 1	1- 1	5- 0				
3- 8	0- 2	0- 0	AWAY	0- 2	0- 1	3- 3				
1- 1	0- 0	0- 1	NEUTRAL	0- 0	0- 0	1- 0				
7- 4	0- 1	0- 1	NON-CONFERENCE	0- 1	1- 1	6- 0				
5- 0	0- 0	0- 0	HOME	0- 0	1- 0	4- 0				
1- 3	0- 1	0- 0	AWAY	0- 1	0- 1	1- 0				
1- 1	0- 0	0- 1	NEUTRAL	0- 0	0- 0	1- 0				
4- 7	0- 1	0- 0	CONFERENCE	1- 2	0- 1	3- 3				
2- 2	0- 0	0- 0	HOME	1- 1	0- 1	1- 0				
2- 5	0- 1	0- 0	AWAY	0- 1	0- 0	2- 3				
0- 0	0- 0	0- 0	NEUTRAL	0- 0	0- 0	0- 0				

RPI 1-25				RPI 26-50				RPI 51-100				RPI 101+ Team's RPI: 163			
RPI	S	Opponent	Score	RPI	S	Opponent	Score	RPI	S	Opponent	Score	RPI	S	Opponent	Score
12	A	Florida St.	44 84	34	N	North Carolina St.	56 67	56	H	Western Ky.	49 63	112	A	Belmont	62 63
25	A	UTEP	54 62					61	A	Auburn	71 85	123	H	Samford	61 41
								80	A	Middle Tenn.	40 68	139	H	Marshall	61 64
								93	H	Charlotte	75 57	156	H	Old Dominion	58 55
												164	A	Fla. Atlantic	67 62
												194	H	Troy	89 67
												201	A	North Texas	51 53
												217	A	South Ala.	53 39
												228	A	UTSA	52 54
												229	N	High Point	56 46
												245	A	Rice	64 55
												299	H	South Carolina St.	71 38
												310	A	FIU	61 72
												330	H	Ark.-Pine Bluff	82 32
												346	H	Mississippi Val.	80 33
LAST 12 Division I GAMES:															
164	A	Fla. Atlantic	67 62	93	H	Charlotte	75 57	25	A	UTEP	54 62				
310	A	FIU	61 72	156	H	Old Dominion	58 55	228	A	UTSA	52 54				
139	H	Marshall	61 64	80	A	Middle Tenn.	40 68								
56	H	Western Ky.	49 63	123	H	Samford	61 41								
201	A	North Texas	51 53												
245	A	Rice	64 55												

Non-Div I Games:

UAB

■ Loss,
 ■ Non-Conf,
 ■ S Site,
 ■ H Home
 ■ A Away
 N Neutral

Average RPI Win:	252	WON-LOST	WINNING	LAST 10	STRENGTH OF	OPP. STRENGTH	TEAM	ADJ.	CONF.	ADJ CONF.
Average RPI Loss:	140	RECORD	PCT. RANK	GAMES	SCHEDULE	OF SCHEDULE	RPI	RPI	RPI	RPI
DIV. I ONLY	12- 9	129	7- 3	312	162	198	198	22	22	
DIV. I NON-CONF.	6- 6	160	1- 2	287	75	203	203	22	22	
TOTALS	RPI 1-25	RPI 26-50	W-L RECORDS	RPI 51-100	RPI 101-150	RPI 150+				
12- 9	0- 1	1- 1	OVERALL	0- 2	0- 2	11- 3				
4- 4	0- 1	0- 0	HOME	0- 0	0- 2	4- 1				
8- 3	0- 0	1- 0	AWAY	0- 2	0- 0	7- 1				
0- 2	0- 0	0- 1	NEUTRAL	0- 0	0- 0	0- 1				
6- 6	0- 1	1- 1	NON-CONFERENCE	0- 1	0- 1	5- 2				
1- 3	0- 1	0- 0	HOME	0- 0	0- 1	1- 1				
5- 1	0- 0	1- 0	AWAY	0- 1	0- 0	4- 0				
0- 2	0- 0	0- 1	NEUTRAL	0- 0	0- 0	0- 1				
6- 3	0- 0	0- 0	CONFERENCE	0- 1	0- 1	6- 1				
3- 1	0- 0	0- 0	HOME	0- 0	0- 1	3- 0				
3- 2	0- 0	0- 0	AWAY	0- 1	0- 0	3- 1				
0- 0	0- 0	0- 0	NEUTRAL	0- 0	0- 0	0- 0				

RPI 1-25				RPI 26-50				RPI 51-100				RPI 101+ Team's RPI: 198			
RPI	S	Opponent	Score	RPI	S	Opponent	Score	RPI	S	Opponent	Score	RPI	S	Opponent	Score
5	H	Stanford	45 74	47	A	St. Mary's (CA)	78 71	68	A	Utah	58 88	138	H	Pacific	53 66
				49	N	Albany (NY)	70 80	69	A	UC Riverside	73 80	150	H	Long Beach St.	62 75
												154	H	Hawaii	60 58
												197	A	Cal Poly	75 57
												210	H	Sacramento St.	77 92
												214	A	Utah Valley	59 55
												260	A	San Diego St.	65 54
												267	A	UC Santa Barbara	59 66
												267	H	UC Santa Barbara	80 51
												279	A	Portland	72 47
												281	A	CSUN	75 52
												302	N	Florida A&M	58 61
												322	H	UC Irvine	74 61
												323	A	Portland St.	82 70
												341	A	Cal St. Fullerton	63 59
												343	H	Air Force	66 40
LAST 12 Division I GAMES:															
341	A	Cal St. Fullerton	63 59	322	H	UC Irvine	74 61								
69	A	UC Riverside	73 80	154	H	Hawaii	60 58								
267	H	UC Santa Barbara	80 51	281	A	CSUN	75 52								
150	H	Long Beach St.	62 75	214	A	Utah Valley	59 55								
197	A	Cal Poly	75 57	68	A	Utah	58 88								
267	A	UC Santa Barbara	59 66	302	N	Florida A&M	58 61								

Non-Div I Games: Cal St. Monterey Ba91 36

UC Davis

■ Loss,
 ■ Non-Conf,
 ■ S Site,
 ■ H Home
 ■ A Away
 N Neutral

Average RPI Win:	328	WON-LOST	WINNING	LAST 10	STRENGTH OF	OPP. STRENGTH	TEAM	ADJ.	CONF.	ADJ CONF.
Average RPI Loss:	163	RECORD	PCT. RANK	GAMES	SCHEDULE	OF SCHEDULE	RPI	RPI	RPI	RPI
DIV. I ONLY	3- 19	331	1- 9	272	168	322	322	22	22	
DIV. I NON-CONF.	2- 11	306	0- 3	290	76	322	322	22	22	
TOTALS	RPI 1-25	RPI 26-50	W-L RECORDS	RPI 51-100	RPI 101-150	RPI 150+				
3- 19	0- 1	0- 3	OVERALL	0- 1	0- 1	3- 13				
1- 7	0- 0	0- 1	HOME	0- 0	0- 1	1- 5				
2- 11	0- 0	0- 0	AWAY	0- 0	0- 0	2- 1				
0- 1	0- 0	0- 1	NEUTRAL	0- 0	0- 0	0- 0				
2- 11	0- 1	0- 3	NON-CONFERENCE	0- 0	0- 0	2- 7				
1- 3	0- 0	0- 1	HOME	0- 0	0- 0	1- 2				
1- 7	0- 1	0- 1	AWAY	0- 0	0- 0	1- 5				
0- 1	0- 0	0- 1	NEUTRAL	0- 0	0- 0	0- 0				
1- 8	0- 0	0- 0	CONFERENCE	0- 1	0- 1	1- 6				
0- 4	0- 0	0- 0	HOME	0- 0	0- 1	0- 3				
1- 4	0- 0	0- 0	AWAY	0- 1	0- 0	1- 3				
0- 0	0- 0	0- 0	NEUTRAL	0- 0	0- 0	0- 0				

RPI	S	Opponent	Score	RPI	S	Opponent	Score	RPI	S	Opponent	Score	RPI	S	Opponent	Score	Team's RPI: 322
9	A	UCLA	48 83	26	A	Southern California	56 75	69	A	UC Riverside	69 93	150	H	Long Beach St.	65 71	
				40	H	St. John's (NY)	63 85					154	A	Hawaii	35 59	
				50	N	Princeton	42 83					154	H	Hawaii	65 83	
												178	A	UNLV	52 72	
												197	A	Cal Poly	38 50	
												197	H	Cal Poly	54 72	
												198	A	UC Davis	61 74	
												210	A	Sacramento St.	78 126	
												213	A	San Jose St.	58 79	
												232	H	Grand Canyon	53 58	
												241	A	Loyola Marymount	50 95	
												247	A	CSU Bakersfield	39 65	
												255	H	Northern Ariz.	55 71	
												281	H	CSUN	64 83	
												315	H	Nevada	68 64	
												328	A	Southern Utah	63 58	
												341	A	Cal St. Fullerton	62 58	
LAST 12 Division I GAMES:																
197	A	Cal Poly	38 50	198	A	UC Davis	61 74									
154	A	Hawaii	35 59	197	H	Cal Poly	54 72									
281	H	CSUN	64 83	69	A	UC Riverside	69 93									
341	A	Cal St. Fullerton	62 58	247	A	CSU Bakersfield	39 65									
154	H	Hawaii	65 83	26	A	Southern California	56 75									
150	H	Long Beach St.	65 71	210	A	Sacramento St.	78 126									

Non-Div I Games: San Diego Christian78 49

UC Irvine

■ Loss,
■ Non-Conf,
■ S Site,
■ Home
■ A Away
N Neutral

UC Riverside

Through Games Of Feb. 6, 2016

Average RPI Win:	226	WON-LOST	WINNING	LAST 10	STRENGTH OF	OPP. STRENGTH	TEAM	ADJ.	CONF.	ADJ CONF.
Average RPI Loss:	48	RECORD	PCT. RANK	GAMES	SCHEDULE	OF SCHEDULE	RPI	RPI	RPI	RPI
DIV. I ONLY	15- 7	81	9- 1	126	151	69	69	22	22	
DIV. I NON-CONF.	7- 7	160	2- 2	77	62	92	92	22	22	
TOTALS	RPI 1-25	RPI 26-50	W-L RECORDS	RPI 51-100	RPI 101-150	RPI 150+				
15- 7	0- 3	0- 1	OVERALL	0- 2	2- 1	13- 0				
8- 1	0- 1	0- 0	HOME	0- 0	1- 0	7- 0				
6- 6	0- 2	0- 1	AWAY	0- 2	1- 1	5- 0				
1- 0	0- 0	0- 0	NEUTRAL	0- 0	0- 0	1- 0				
7- 7	0- 3	0- 1	NON-CONFERENCE	0- 2	1- 1	6- 0				
3- 1	0- 1	0- 0	HOME	0- 0	1- 0	2- 0				
3- 6	0- 2	0- 1	AWAY	0- 2	0- 1	3- 0				
1- 0	0- 0	0- 0	NEUTRAL	0- 0	0- 0	1- 0				
8- 0	0- 0	0- 0	CONFERENCE	0- 0	1- 0	7- 0				
5- 0	0- 0	0- 0	HOME	0- 0	0- 0	5- 0				
3- 0	0- 0	0- 0	AWAY	0- 0	1- 0	2- 0				
0- 0	0- 0	0- 0	NEUTRAL	0- 0	0- 0	0- 0				

RPI 1-25				RPI 26-50				RPI 51-100 Team's RPI: 69				RPI 101+			
RPI	S	Opponent	Score	RPI	S	Opponent	Score	RPI	S	Opponent	Score	RPI	S	Opponent	Score
7	A	Oregon St.	65 86	28	A	Washington	43 78	71	A	Oregon	81 95	120	A	San Francisco	76 88
9	H	UCLA	56 70					73	A	California	58 64	121	H	Fresno St.	86 68
25	A	UTEP	57 68									150	A	Long Beach St.	78 60
												154	A	Hawaii	77 74
												197	H	Cal Poly	93 83
												198	H	UC Davis	80 73
												200	N	Southeast Mo. St.	85 67
												232	A	Grand Canyon	85 67
												241	H	Loyola Marymount	80 62
												247	H	CSU Bakersfield	81 61
												248	A	Seattle	92 70
												260	A	San Diego St.	85 68
												267	A	UC Santa Barbara	83 53
												267	H	UC Santa Barbara	92 81
												281	H	CSUN	83 76
												322	H	UC Irvine	93 69
LAST 12 Division I GAMES:															
281	H	CSUN	83 76	267	A	UC Santa Barbara	83 53								
198	H	UC Davis	80 73	322	H	UC Irvine	93 69								
197	H	Cal Poly	93 83	232	A	Grand Canyon	85 67								
267	H	UC Santa Barbara	92 81	9	H	UCLA	56 70								
154	A	Hawaii	77 74	248	A	Seattle	92 70								
150	A	Long Beach St.	78 60	28	A	Washington	43 78								

Non-Div I Games:

UC Riverside

■ Loss,
■ Non-Conf,
■ S Site,
■ Home
■ A Away
N Neutral

Average RPI Win:	272	WON-LOST	WINNING	LAST 10	STRENGTH OF	OPP. STRENGTH	TEAM	ADJ.	CONF.	ADJ CONF.
Average RPI Loss:	139	RECORD	PCT. RANK	GAMES	SCHEDULE	OF SCHEDULE	RPI	RPI	RPI	RPI
DIV. I ONLY	7- 15	265	6- 4	194	233	267	267	22	22	
DIV. I NON-CONF.	2- 11	306	1- 1	175	222	306	306	22	22	
TOTALS	RPI 1-25	RPI 26-50	W-L RECORDS	RPI 51-100	RPI 101-150	RPI 150+				
7- 15	0- 0	0- 0	OVERALL	0- 6	0- 3	7- 6				
5- 5	0- 0	0- 0	HOME	0- 2	0- 0	5- 3				
2- 10	0- 0	0- 0	AWAY	0- 4	0- 3	2- 3				
0- 0	0- 0	0- 0	NEUTRAL	0- 0	0- 0	0- 0				
2- 11	0- 0	0- 0	NON-CONFERENCE	0- 4	0- 3	2- 4				
2- 3	0- 0	0- 0	HOME	0- 1	0- 0	2- 2				
0- 8	0- 0	0- 0	AWAY	0- 3	0- 3	0- 2				
0- 0	0- 0	0- 0	NEUTRAL	0- 0	0- 0	0- 0				
5- 4	0- 0	0- 0	CONFERENCE	0- 2	0- 0	5- 2				
3- 2	0- 0	0- 0	HOME	0- 1	0- 0	3- 1				
2- 2	0- 0	0- 0	AWAY	0- 1	0- 0	2- 1				
0- 0	0- 0	0- 0	NEUTRAL	0- 0	0- 0	0- 0				

RPI 1-25				RPI 26-50				RPI 51-100				RPI 101+ Team's RPI: 267			
RPI	S	Opponent	Score	RPI	S	Opponent	Score	RPI	S	Opponent	Score	RPI	S	Opponent	Score
								63	A	Washington St.	44 61	116	A	LSU	50 68
								67	A	Santa Clara	48 66	127	A	La.-Lafayette	42 61
								67	H	Santa Clara	37 48	135	A	Idaho	42 64
								69	A	UC Riverside	81 92	154	H	Hawaii	62 63
								69	H	UC Riverside	53 83	186	H	UTRGV	60 62
								71	A	Oregon	51 79	197	H	Cal Poly	78 67
												198	A	UC Davis	51 80
												198	H	UC Davis	66 59
												241	H	Loyola Marymount	63 70
												247	H	CSU Bakersfield	61 60
												250	A	Wyoming	67 76
												269	A	Pepperdine	69 71
												281	A	CSUN	65 49
												296	H	Morehead St.	93 78
												341	A	Cal St. Fullerton	65 47
												341	H	Cal St. Fullerton	79 49
LAST 12 Division I GAMES:															
				154	H	Hawaii	62 63					341	A	Cal St. Fullerton	65 47
				341	H	Cal St. Fullerton	79 49					69	H	UC Riverside	53 83
				198	A	UC Davis	51 80					197	H	Cal Poly	78 67
				69	A	UC Riverside	81 92					296	H	Morehead St.	93 78
				198	H	UC Davis	66 59					67	A	Santa Clara	48 66
				281	A	CSUN	65 49					127	A	La.-Lafayette	42 61

Non-Div I Games: La Verne 89 41

UC Santa Barbara

■ Loss,
 ■ Non-Conf,
 ■ S Site,
 ■ Home
 ■ A Away
 N Neutral

Average RPI Win:	244	WON-LOST	WINNING	LAST 10	STRENGTH OF	OPP. STRENGTH	TEAM	ADJ.	CONF.	ADJ CONF.
Average RPI Loss:	115	RECORD	PCT. RANK	GAMES	SCHEDULE	OF SCHEDULE	RPI	RPI	RPI	RPI
DIV. I ONLY	5- 18	304	2- 8	138	87	261	261	8	8	
DIV. I NON-CONF.	3- 8	258	0- 0	167	161	255	255	7	7	
TOTALS	RPI 1-25	RPI 26-50	W-L RECORDS	RPI 51-100	RPI 101-150	RPI 150+				
5- 18	0- 3	0- 3	OVERALL	0- 2	0- 3	5- 7				
3- 8	0- 1	0- 2	HOME	0- 1	0- 1	3- 3				
2- 9	0- 1	0- 1	AWAY	0- 1	0- 2	2- 4				
0- 1	0- 1	0- 0	NEUTRAL	0- 0	0- 0	0- 0				
3- 8	0- 2	0- 1	NON-CONFERENCE	0- 0	0- 2	3- 3				
2- 4	0- 1	0- 1	HOME	0- 0	0- 1	2- 1				
1- 3	0- 0	0- 0	AWAY	0- 0	0- 1	1- 2				
0- 1	0- 1	0- 0	NEUTRAL	0- 0	0- 0	0- 0				
2- 10	0- 1	0- 2	CONFERENCE	0- 2	0- 1	2- 4				
1- 4	0- 0	0- 1	HOME	0- 1	0- 0	1- 2				
1- 6	0- 1	0- 1	AWAY	0- 1	0- 1	1- 2				
0- 0	0- 0	0- 0	NEUTRAL	0- 0	0- 0	0- 0				

RPI	S	Opponent	Score	RPI	S	Opponent	Score	RPI	S	Opponent	Score	RPI	S	Opponent	Score	Team's RPI: 261
3	A	UConn	51 106	40	H	St. John's (NY)	42 70	59	H	Temple	63 71	105	A	Akron	54 74	
17	H	Oklahoma St.	55 74	45	A	South Fla.	63 108	82	A	Tulane	54 75	122	A	Memphis	59 75	
21	N	Florida	79 93	45	H	South Fla.	49 88					132	H	Buffalo	60 66	
												160	A	SMU	50 65	
												165	H	East Carolina	56 71	
												177	A	Stetson	68 83	
												180	H	Tulsa	75 74	
												184	H	Butler	63 71	
												212	A	Cincinnati	80 60	
												212	H	Cincinnati	50 68	
												217	A	South Ala.	77 36	
												243	A	Houston	55 64	
												262	A	Omaha	60 75	
												302	H	Florida A&M	93 55	
												310	H	FIU	89 72	
LAST 12 Division I GAMES:																
160	A	SMU	50 65	212	A	Cincinnati	80 60									
243	A	Houston	55 64	59	H	Temple	63 71									
180	H	Tulsa	75 74	82	A	Tulane	54 75									
122	A	Memphis	59 75	165	H	East Carolina	56 71									
45	H	South Fla.	49 88	45	A	South Fla.	63 108									
3	A	UConn	51 106	212	H	Cincinnati	50 68									

Non-Div I Games:

UCF

■ Loss,
 ■ Non-Conf,
 ■ S Site,
 ■ Home
 ■ A Away
 N Neutral

Average RPI Win:	104	WON-LOST	WINNING	LAST 10	STRENGTH OF	OPP. STRENGTH	TEAM	ADJ.	CONF.	ADJ CONF.
Average RPI Loss:	23	RECORD	PCT. RANK	GAMES	SCHEDULE	OF SCHEDULE	RPI	RPI	RPI	RPI
DIV. I ONLY	16- 6	54	7- 3	7	3	9	9	1	1	
DIV. I NON-CONF.	8- 2	51	1- 0	20	25	14	14	1	1	
TOTALS	RPI 1-25	RPI 26-50	W-L RECORDS	RPI 51-100	RPI 101-150	RPI 150+				
16- 6	2- 3	2- 2	OVERALL	7- 1	0- 0	5- 0				
9- 1	2- 1	2- 0	HOME	3- 0	0- 0	2- 0				
6- 4	0- 0	0- 0	AWAY	4- 0	0- 0	2- 0				
1- 1	0- 1	0- 0	NEUTRAL	0- 0	0- 0	1- 0				
8- 2	0- 2	1- 0	NON-CONFERENCE	3- 0	0- 0	4- 0				
4- 1	0- 1	1- 0	HOME	1- 0	0- 0	2- 0				
3- 0	0- 0	0- 0	AWAY	2- 0	0- 0	1- 0				
1- 1	0- 1	0- 0	NEUTRAL	0- 0	0- 0	1- 0				
8- 4	2- 1	1- 2	CONFERENCE	4- 1	0- 0	1- 0				
5- 0	2- 0	1- 0	HOME	2- 0	0- 0	0- 0				
3- 4	0- 1	0- 2	AWAY	2- 1	0- 0	1- 0				
0- 0	0- 0	0- 0	NEUTRAL	0- 0	0- 0	0- 0				

RPI	S	Opponent	Score	RPI	S	Opponent	Score	RPI	S	Opponent	Score	RPI	S	Opponent	Score
1	N	Notre Dame	84 92	26	A	Southern California	68 71	55	H	James Madison	90 61	169	N	Louisiana Tech	68 57
2	H	South Carolina	65 68	26	H	Southern California	78 73	63	A	Washington St.	75 73	174	A	Colorado	82 64
5	H	Stanford	56 36	28	A	Washington	56 64	68	A	Utah	69 63	210	A	Sacramento St.	109 76
7	H	Oregon St.	71 51	40	H	St. John's (NY)	73 58	69	A	UC Riverside	70 56	247	H	CSU Bakersfield	82 68
10	A	Arizona St.	61 65					71	H	Oregon	80 69	322	H	UC Irvine	83 48
								72	A	Michigan	86 77				
								73	A	California	104 108				
								73	H	California	75 56				
LAST 12 Division I GAMES:															
				10	A	Arizona St.	61 65	28	A	Washington	56 64				
				68	A	Utah	69 63	26	A	Southern California	68 71				
				174	A	Colorado	82 64	7	H	Oregon St.	71 51				
				5	H	Stanford	56 36	71	H	Oregon	80 69				
				73	H	California	75 56	26	H	Southern California	78 73				
				63	A	Washington St.	75 73	69	A	UC Riverside	70 56				

Non-Div I Games:

UCLA

■ Loss,
 ■ Non-Conf,
 ■ S Site,
 ■ Home
 ■ A Away
 N Neutral

Average RPI Win:	113	WON-LOST	WINNING	LAST 10	STRENGTH OF	OPP. STRENGTH	TEAM	ADJ.	CONF.	ADJ CONF.
Average RPI Loss:	0	RECORD	PCT. RANK	GAMES	SCHEDULE	OF SCHEDULE	RPI	RPI	RPI	RPI
DIV. I ONLY	22- 0	1	10- 0	40	22	3	3	8	8	
DIV. I NON-CONF.	10- 0	1	0- 0	2	2	1	1	7	7	
TOTALS	RPI 1-25		RPI 26-50	W-L RECORDS	RPI 51-100	RPI 101-150		RPI 150+		
22- 0	5- 0		1- 0	OVERALL	5- 0	3- 0		8- 0		
9- 0	1- 0		0- 0	HOME	3- 0	2- 0		3- 0		
11- 0	2- 0		1- 0	AWAY	2- 0	1- 0		5- 0		
2- 0	2- 0		0- 0	NEUTRAL	0- 0	0- 0		0- 0		
10- 0	5- 0		0- 0	NON-CONFERENCE	3- 0	1- 0		1- 0		
4- 0	1- 0		0- 0	HOME	2- 0	1- 0		0- 0		
4- 0	2- 0		0- 0	AWAY	1- 0	0- 0		1- 0		
2- 0	2- 0		0- 0	NEUTRAL	0- 0	0- 0		0- 0		
12- 0	0- 0		1- 0	CONFERENCE	2- 0	2- 0		7- 0		
5- 0	0- 0		0- 0	HOME	1- 0	1- 0		3- 0		
7- 0	0- 0		1- 0	AWAY	1- 0	1- 0		4- 0		
0- 0	0- 0		0- 0	NEUTRAL	0- 0	0- 0		0- 0		

RPI	S	Opponent	Score	RPI	S	Opponent	Score	RPI	S	Opponent	Score	RPI	S	Opponent	Score
1	H	Notre Dame	91 81	45	A	South Fla.	75 59	52	H	Kansas St.	97 57	116	H	LSU	86 40
6	A	Ohio St.	100 56					58	A	Chattanooga	79 31	122	A	Memphis	86 46
11	N	Maryland	83 73					59	H	Temple	104 49	122	H	Memphis	83 40
12	N	Florida St.	73 49					66	H	Nebraska	88 46	160	A	SMU	90 37
23	A	DePaul	86 70					82	A	Tulane	96 38	165	H	East Carolina	92 46
												180	A	Tulsa	94 30
												180	H	Tulsa	95 35
												212	A	Cincinnati	107 45
												243	A	Houston	76 37
												261	H	UCF	106 51
												311	A	Colgate	94 50
LAST 12 Division I GAMES:															
165	H	East Carolina	92 46	59	H	Temple	104 49								
82	A	Tulane	96 38	122	A	Memphis	86 46								
122	H	Memphis	83 40	45	A	South Fla.	75 59								
180	A	Tulsa	94 30	243	A	Houston	76 37								
160	A	SMU	90 37	180	H	Tulsa	95 35								
261	H	UCF	106 51	212	A	Cincinnati	107 45								

Non-Div I Games:

UConn

■ Loss,
 ■ Non-Conf, S Site,
 ■ Home
 ■ Away
 N Neutral

Average RPI Win:	257	WON-LOST	WINNING	LAST 10	STRENGTH OF	OPP. STRENGTH	TEAM	ADJ.	CONF.	ADJ CONF.
Average RPI Loss:	125	RECORD	PCT. RANK	GAMES	SCHEDULE	OF SCHEDULE	RPI	RPI	RPI	RPI
DIV. I ONLY	13- 10	140	4- 6	256	197	188	188	15	15	
DIV. I NON-CONF.	9- 4	96	1- 1	323	199	183	183	18	18	
TOTALS	RPI 1-25	RPI 26-50	W-L RECORDS	RPI 51-100	RPI 101-150	RPI 150+				
13- 10	0- 0	0- 3	OVERALL	0- 3	1- 1	12- 3				
6- 5	0- 0	0- 2	HOME	0- 1	1- 1	5- 1				
6- 5	0- 0	0- 1	AWAY	0- 2	0- 0	6- 2				
1- 0	0- 0	0- 0	NEUTRAL	0- 0	0- 0	1- 0				
9- 4	0- 0	0- 1	NON-CONFERENCE	0- 1	1- 0	8- 2				
4- 2	0- 0	0- 1	HOME	0- 0	1- 0	3- 1				
4- 2	0- 0	0- 0	AWAY	0- 1	0- 0	4- 1				
1- 0	0- 0	0- 0	NEUTRAL	0- 0	0- 0	1- 0				
4- 6	0- 0	0- 2	CONFERENCE	0- 2	0- 1	4- 1				
2- 3	0- 0	0- 1	HOME	0- 1	0- 1	2- 0				
2- 3	0- 0	0- 1	AWAY	0- 1	0- 0	2- 1				
0- 0	0- 0	0- 0	NEUTRAL	0- 0	0- 0	0- 0				

RPI S	Opponent	Score	RPI S	Opponent	Score	RPI S	Opponent	Score	RPI S	Opponent	Score	Team's RPI: 188
41	H Penn	46 81	41	H Penn	46 81	86	A Maine	55 65	103	H Bucknell	65 52	
49	A Albany (NY)	39 63	49	A Albany (NY)	39 63	86	H Maine	38 72	117	H Stony Brook	60 69	
49	H Albany (NY)	42 77	49	H Albany (NY)	42 77	87	A Saint Joseph's	45 104	211	A Hartford	57 65	
									224	H Binghamton	62 51	
									227	H Columbia	68 70	
									230	A Morgan St.	65 46	
									240	A Coppin St.	68 61	
									254	H American	47 46	
									257	A Loyola Maryland	52 46	
									268	A New Hampshire	65 55	
									274	H Vermont	85 48	
									283	H La Salle	60 29	
									293	A Towson	51 61	
									297	H Rider	58 53	
									297	N Rider	67 58	
									298	A UMES	55 52	
									321	A UMass Lowell	68 44	
LAST 12 Division I GAMES:												
86	H Maine	38 72	117	H Stony Brook	60 69							
49	A Albany (NY)	39 63	86	A Maine	55 65							
268	A New Hampshire	65 55	49	H Albany (NY)	42 77							
224	H Binghamton	62 51	274	H Vermont	85 48							
211	A Hartford	57 65	297	N Rider	67 58							
321	A UMass Lowell	68 44	87	A Saint Joseph's	45 104							

Non-Div I Games:

UMBC

■ Loss,
■ Non-Conf,
■ S Site,
■ H Home
■ A Away
N Neutral

UMES				STRENGTH OF SCHEDULE	OPP. STRENGTH OF SCHEDULE	TEAM RPI	ADJ. RPI	CONF. RPI	ADJ CONF. RPI
Average RPI Win:	279	WON-LOST RECORD	WINNING PCT. RANK						
Average RPI Loss:	187		LAST 10 GAMES						
DIV. I ONLY	5- 15	289	3- 7	238	308	298	298	30	30
DIV. I NON-CONF.	1- 10	330	0- 5	78	274	290	290	30	30

TOTALS	RPI 1-25	RPI 26-50	W-L RECORDS	RPI 51-100	RPI 101-150	RPI 150+			
5- 15	0- 1	0- 1	OVERALL	0- 2	0- 2	5- 9			
3- 7	0- 1	0- 0	HOME	0- 1	0- 1	3- 4			
2- 8	0- 0	0- 1	AWAY	0- 1	0- 1	2- 5			
0- 0	0- 0	0- 0	NEUTRAL	0- 0	0- 0	0- 0			
1- 10	0- 1	0- 1	NON-CONFERENCE	0- 2	0- 1	1- 5			
1- 5	0- 1	0- 0	HOME	0- 1	0- 0	1- 3			
0- 5	0- 0	0- 1	AWAY	0- 1	0- 1	0- 2			
0- 0	0- 0	0- 0	NEUTRAL	0- 0	0- 0	0- 0			
4- 5	0- 0	0- 0	CONFERENCE	0- 0	0- 1	4- 4			
2- 2	0- 0	0- 0	HOME	0- 0	0- 1	2- 1			
2- 3	0- 0	0- 0	AWAY	0- 0	0- 0	2- 3			
0- 0	0- 0	0- 0	NEUTRAL	0- 0	0- 0	0- 0			

RPI 1-25				RPI 26-50				RPI 51-100				RPI 101+ Team's RPI: 298			
RPI	S	Opponent	Score	RPI	S	Opponent	Score	RPI	S	Opponent	Score	RPI	S	Opponent	Score
11	H	Maryland	30 106	27	A	Duquesne	59 95	96	A	VCU	39 63	143	H	Hampton	55 76
								97	H	Georgetown	60 71	145	A	Xavier	56 61
												156	H	Old Dominion	52 69
												187	A	Northeastern	49 60
												188	H	UMBC	52 55
												230	H	Morgan St.	69 77
												235	H	USC Upstate	78 59
												240	A	Coppin St.	54 61
												252	H	Bethune-Cookman	76 71
												275	A	N.C. A&T	56 50
												285	A	UNCG	51 71
												299	A	South Carolina St.	63 56
												304	A	Savannah St.	42 60
												334	H	Howard	62 59
												342	H	Mt. St. Mary's	50 57
												349	A	N.C. Central	46 49
LAST 12 Division I GAMES:															
143	H	Hampton	55 76	230	H	Morgan St.	69 77								
334	H	Howard	62 59	285	A	UNCG	51 71								
240	A	Coppin St.	54 61	156	H	Old Dominion	52 69								
252	H	Bethune-Cookman	76 71	11	H	Maryland	30 106								
299	A	South Carolina St.	63 56	188	H	UMBC	52 55								
304	A	Savannah St.	42 60	96	A	VCU	39 63								

Non-Div I Games: Cheyney 76 46

UMES

■ Loss,
 ■ Non-Conf,
 ■ S Site,
 ■ Home
 ■ A Away
 N Neutral

U
M
K
C

U
M
K
C

UMKC

Page 308

Average RPI Win:	308	WON-LOST	WINNING	LAST 10	STRENGTH OF	OPP. STRENGTH	TEAM	ADJ.	CONF.	ADJ CONF.
Average RPI Loss:	175	RECORD	PCT. RANK	GAMES	SCHEDULE	OF SCHEDULE	RPI	RPI	RPI	RPI
DIV. I ONLY	3- 19	331	0- 10	201	258	321	321	15	15	
DIV. I NON-CONF.	3- 9	272	0- 2	249	301	288	288	18	18	
TOTALS	RPI 1-25	RPI 26-50	W-L RECORDS	RPI 51-100	RPI 101-150	RPI 150+				
3- 19	0- 1	0- 2	OVERALL	0- 2	0- 2	3- 12				
2- 8	0- 0	0- 1	HOME	0- 0	0- 1	2- 6				
1- 11	0- 0	0- 0	AWAY	0- 0	0- 0	1- 0				
0- 0	0- 0	0- 0	NEUTRAL	0- 0	0- 0	0- 0				
3- 9	0- 1	0- 1	NON-CONFERENCE	0- 1	0- 0	3- 6				
2- 2	0- 0	0- 0	HOME	0- 0	0- 0	2- 2				
1- 7	0- 1	0- 1	AWAY	0- 1	0- 0	1- 4				
0- 0	0- 0	0- 0	NEUTRAL	0- 0	0- 0	0- 0				
0- 10	0- 0	0- 1	CONFERENCE	0- 1	0- 2	0- 6				
0- 6	0- 0	0- 1	HOME	0- 0	0- 1	0- 4				
0- 4	0- 0	0- 0	AWAY	0- 1	0- 1	0- 2				
0- 0	0- 0	0- 0	NEUTRAL	0- 0	0- 0	0- 0				

RPI	S	Opponent	Score	RPI	S	Opponent	Score	RPI	S	Opponent	Score	RPI	S	Opponent	Score	Team's RPI: 321
11	A	Maryland	53 102	42	A	Miami (FL)	53 84	86	A	Maine	44 74	117	A	Stony Brook	46 60	
				49	H	Albany (NY)	55 85	90	A	Boston College	55 66	117	H	Stony Brook	50 64	
												188	H	UMBC	44 68	
												191	A	Rhode Island	64 72	
												203	H	Bryant	64 83	
												211	A	Hartford	59 72	
												211	H	Hartford	70 75	
												224	H	Binghamton	70 75	
												227	H	Columbia	57 67	
												237	A	Massachusetts	58 84	
												268	A	New Hampshire	61 65	
												270	H	Holy Cross	75 67	
												274	H	Vermont	51 59	
												276	A	Central Conn. St.	53 64	
												307	A	Fairleigh Dickinson	78 67	
												310	A	FIU	68 71	
												347	H	Boston U.	70 57	
LAST 12 Division I GAMES:																
117	A	Stony Brook	46 60	188	H	UMBC	44 68									
211	H	Hartford	70 75	86	A	Maine	44 74									
49	H	Albany (NY)	55 85	117	H	Stony Brook	50 64									
224	H	Binghamton	70 75	211	A	Hartford	59 72									
268	A	New Hampshire	61 65	237	A	Massachusetts	58 84									
274	H	Vermont	51 59	90	A	Boston College	55 66									

Non-Div I Games:

UMass Lowell

■ Loss,
■ Non-Conf,
■ S Site,
■ H Home
■ A Away
N Neutral

UNC Asheville

Through Games Of Feb. 6, 2016

Average RPI Win:	272	WON-LOST	WINNING	LAST 10	STRENGTH OF	OPP. STRENGTH	TEAM	ADJ.	CONF.	ADJ CONF.
Average RPI Loss:	181	RECORD	PCT. RANK	GAMES	SCHEDULE	OF SCHEDULE	RPI	RPI	RPI	RPI
DIV. I ONLY	16- 4	34	8- 2	337	295	146	146	26	26	
DIV. I NON-CONF.	5- 2	86	0- 1	342	273	186	186	28	28	
TOTALS	RPI 1-25	RPI 26-50	W-L RECORDS	RPI 51-100	RPI 101-150	RPI 150+				
16- 4	0- 0	0- 0	OVERALL	0- 0	0- 1	16- 3				
7- 1	0- 0	0- 0	HOME	0- 0	0- 0	7- 1				
9- 3	0- 0	0- 0	AWAY	0- 0	0- 0	9- 0				
0- 0	0- 0	0- 0	NEUTRAL	0- 0	0- 0	0- 0				
5- 2	0- 0	0- 0	NON-CONFERENCE	0- 0	0- 0	5- 2				
3- 0	0- 0	0- 0	HOME	0- 0	0- 0	3- 0				
2- 2	0- 0	0- 0	AWAY	0- 0	0- 0	2- 2				
0- 0	0- 0	0- 0	NEUTRAL	0- 0	0- 0	0- 0				
11- 2	0- 0	0- 0	CONFERENCE	0- 0	0- 1	11- 1				
4- 1	0- 0	0- 0	HOME	0- 0	0- 0	4- 1				
7- 1	0- 0	0- 0	AWAY	0- 0	0- 1	7- 0				
0- 0	0- 0	0- 0	NEUTRAL	0- 0	0- 0	0- 0				

RPI 1-25			RPI 26-50			RPI 51-100			RPI 101+ Team's RPI: 146		
RPI	S	Opponent	Score	RPI	S	Opponent	Score	RPI	S	Opponent	Score
								104	A	Liberty	53 71
								153	A	ETSU	68 74
								216	H	Furman	84 71
								220	A	Presbyterian	72 63
								220	H	Presbyterian	68 59
								222	H	Gardner-Webb	56 58
								225	A	Radford	54 46
								229	A	High Point	82 81
								235	H	USC Upstate	68 59
								244	A	Clemson	49 67
								282	A	Campbell	72 58
								285	H	UNCG	95 52
								294	A	Western Caro.	67 45
								295	A	Charleston So.	58 50
								303	A	Wofford	70 63
								305	A	Coastal Caro.	63 52
								305	H	Coastal Caro.	77 69
								313	A	Winthrop	67 59
								313	H	Winthrop	63 55
								316	H	Longwood	81 42
LAST 12 Division I GAMES:											
305	H	Coastal Caro.	77 69	316	H	Longwood	81 42				
313	A	Winthrop	67 59	295	A	Charleston So.	58 50				
225	A	Radford	54 46	104	A	Liberty	53 71				
220	H	Presbyterian	68 59	282	A	Campbell	72 58				
229	A	High Point	82 81	313	H	Winthrop	63 55				
222	H	Gardner-Webb	56 58	244	A	Clemson	49 67				

Non-Div I Games: Montreat 89 41 Warren Wilson 108 47

UNC Asheville

Loss, Non-Conf, S Site, H Home A Away N Neutral

Average RPI Win:	305	WON-LOST	WINNING	LAST 10	STRENGTH OF	OPP. STRENGTH	TEAM	ADJ.	CONF.	ADJ CONF.
Average RPI Loss:	166	RECORD	PCT. RANK	GAMES	SCHEDULE	OF SCHEDULE	RPI	RPI	RPI	RPI
DIV. I ONLY	6- 15	280	1- 9	219	298	285	285	17	17	
DIV. I NON-CONF.	6- 6	160	3- 0	264	342	212	212	16	16	
TOTALS	RPI 1-25	RPI 26-50	W-L RECORDS	RPI 51-100	RPI 101-150	RPI 150+				
6- 15	0- 1	0- 0	OVERALL	0- 2	0- 5	6- 7				
4- 5	0- 0	0- 0	HOME	0- 0	0- 2	4- 3				
1- 10	0- 1	0- 0	AWAY	0- 2	0- 3	1- 4				
1- 0	0- 0	0- 0	NEUTRAL	0- 0	0- 0	1- 0				
6- 6	0- 1	0- 0	NON-CONFERENCE	0- 1	0- 1	6- 3				
4- 1	0- 0	0- 0	HOME	0- 0	0- 0	4- 1				
1- 5	0- 1	0- 0	AWAY	0- 1	0- 1	1- 2				
1- 0	0- 0	0- 0	NEUTRAL	0- 0	0- 0	1- 0				
0- 9	0- 0	0- 0	CONFERENCE	0- 1	0- 4	0- 4				
0- 4	0- 0	0- 0	HOME	0- 0	0- 2	0- 2				
0- 5	0- 0	0- 0	AWAY	0- 1	0- 2	0- 2				
0- 0	0- 0	0- 0	NEUTRAL	0- 0	0- 0	0- 0				

RPI 1-25				RPI 26-50				RPI 51-100				RPI 101+ Team's RPI: 285			
RPI	S	Opponent	Score	RPI	S	Opponent	Score	RPI	S	Opponent	Score	RPI	S	Opponent	Score
2	A	South Carolina	44 92					58	A	Chattanooga	61 72	123	A	Samford	49 80
								82	A	Tulane	53 74	123	H	Samford	52 57
												130	A	Mercer	47 81
												130	H	Mercer	78 86
												146	A	UNC Asheville	52 95
												153	A	ETSU	73 89
												216	H	Furman	59 75
												222	A	Gardner-Webb	57 59
												229	H	High Point	82 72
												235	A	USC Upstate	61 84
												280	H	Tennessee Tech	64 73
												294	A	Western Caro.	72 84
												298	H	UMES	71 51
												301	N	Cleveland St.	55 51
												303	H	Wofford	56 58
												316	H	Longwood	81 60
												336	A	New Orleans	81 79
												349	H	N.C. Central	103 56
LAST 12 Division I GAMES:															
130	A	Mercer	47 81	153	A	ETSU	73 89								
123	A	Samford	49 80	123	H	Samford	52 57								
294	A	Western Caro.	72 84	130	H	Mercer	78 86								
216	H	Furman	59 75	349	H	N.C. Central	103 56								
303	H	Wofford	56 58	298	H	UMES	71 51								
58	A	Chattanooga	61 72	301	N	Cleveland St.	55 51								

Non-Div I Games: Barton 82 55 Pfeiffer 71 52 Francis Marion 63 66

UNCG

Loss, Non-Conf, S Site, H Home A Away N Neutral

Average RPI Win: 279	WON-LOST	WINNING	LAST 10	STRENGTH OF	OPP. STRENGTH	TEAM	ADJ.	CONF.	ADJ CONF.
Average RPI Loss: 112	RECORD	PCT. RANK	GAMES	SCHEDULE	OF SCHEDULE	RPI	RPI	RPI	RPI
DIV. I ONLY	5- 15	289	2- 8	145	165	253	253	13	13
DIV. I NON-CONF.	3- 7	248	1- 1	171	192	235	235	12	12
TOTALS	RPI 1-25	RPI 26-50	W-L RECORDS	RPI 51-100	RPI 101-150	RPI 150+			
5- 15	0- 0	0- 2	OVERALL	0- 7	0- 0	5- 6			
2- 8	0- 0	0- 1	HOME	0- 4	0- 0	2- 3			
3- 7	0- 0	0- 1	AWAY	0- 3	0- 0	3- 3			
0- 0	0- 0	0- 0	NEUTRAL	0- 0	0- 0	0- 0			
3- 7	0- 0	0- 2	NON-CONFERENCE	0- 2	0- 0	3- 3			
1- 4	0- 0	0- 1	HOME	0- 1	0- 0	1- 2			
2- 3	0- 0	0- 1	AWAY	0- 1	0- 0	2- 1			
0- 0	0- 0	0- 0	NEUTRAL	0- 0	0- 0	0- 0			
2- 8	0- 0	0- 0	CONFERENCE	0- 5	0- 0	2- 3			
1- 4	0- 0	0- 0	HOME	0- 3	0- 0	1- 1			
1- 4	0- 0	0- 0	AWAY	0- 2	0- 0	1- 2			
0- 0	0- 0	0- 0	NEUTRAL	0- 0	0- 0	0- 0			

RPI 1-25				RPI 26-50				RPI 51-100				RPI 101+ Team's RPI: 253			
RPI	S	Opponent	Score	RPI	S	Opponent	Score	RPI	S	Opponent	Score	RPI	S	Opponent	Score
				35	H	Ohio	59 75	55	A	James Madison	40 60	168	H	Davidson	50 77
				39	A	Duke	56 78	58	H	Chattanooga	33 61	170	H	Jacksonville	51 49
								75	H	Drexel	57 71	177	H	Stetson	49 52
								77	H	Hofstra	64 68	179	A	Delaware	59 67
								78	A	Elon	53 70	182	A	William & Mary	65 77
								78	H	Elon	60 67	184	H	Col. of Charleston	53 64
								96	A	VCU	45 58	206	A	Richmond	53 63
												291	A	North Florida	63 47
												293	A	Towson	52 49
												293	H	Towson	53 51
												348	A	Norfolk St.	61 57
LAST 12 Division I GAMES:															
				75	H	Drexel	57 71	77	H	Hofstra	64 68				
				55	A	James Madison	40 60	293	A	Towson	52 49				
				293	H	Towson	53 51	179	A	Delaware	59 67				
				78	A	Elon	53 70	78	H	Elon	60 67				
				182	A	William & Mary	65 77	39	A	Duke	56 78				
				184	H	Col. of Charleston	53 64	291	A	North Florida	63 47				

Non-Div I Games: UNC Pembroke 68 43

UNCW

Loss, Non-Conf, S Site, H Home A Away N Neutral

UNI				STRENGTH OF SCHEDULE	OPP. STRENGTH OF SCHEDULE	TEAM RPI	ADJ. RPI	CONF. RPI	ADJ CONF. RPI
Average RPI Win:	194	WON-LOST RECORD	WINNING PCT. RANK						
Average RPI Loss:	92		LAST 10 GAMES						
DIV. I ONLY	11- 9	144	7- 3	109	110	118	118	21	21
DIV. I NON-CONF.	4- 6	201	1- 1	28	16	129	129	17	17

TOTALS	RPI 1-25	RPI 26-50	W-L RECORDS	RPI 51-100	RPI 101-150	RPI 150+			
11- 9	0- 1	0- 1	OVERALL	3- 3	2- 4	6- 0			
5- 4	0- 0	0- 1	HOME	1- 2	0- 1	4- 0			
4- 4	0- 0	0- 0	AWAY	1- 1	1- 3	2- 0			
2- 1	0- 1	0- 0	NEUTRAL	1- 0	1- 0	0- 0			
4- 6	0- 1	0- 1	NON-CONFERENCE	2- 2	1- 2	1- 0			
2- 2	0- 0	0- 1	HOME	1- 1	0- 0	1- 0			
0- 3	0- 0	0- 0	AWAY	0- 1	0- 2	0- 0			
2- 1	0- 1	0- 0	NEUTRAL	1- 0	1- 0	0- 0			
7- 3	0- 0	0- 0	CONFERENCE	1- 1	1- 2	5- 0			
3- 2	0- 0	0- 0	HOME	0- 1	0- 1	3- 0			
4- 1	0- 0	0- 0	AWAY	1- 0	1- 1	2- 0			
0- 0	0- 0	0- 0	NEUTRAL	0- 0	0- 0	0- 0			

RPI 1-25				RPI 26-50				RPI 51-100				RPI 101+ Team's RPI: 118			
RPI	S	Opponent	Score	RPI	S	Opponent	Score	RPI	S	Opponent	Score	RPI	S	Opponent	Score
20	N	Seton Hall	49 57	43	H	Iowa	65 80	57	A	South Dakota St.	86 89	105	N	Akron	59 51
								76	N	Georgia Tech	61 58	106	A	Drake	79 73
								88	H	South Dakota	64 43	114	A	Creighton	61 69
								91	A	Missouri St.	65 60	126	A	North Dakota	59 64
								91	H	Missouri St.	75 78	142	A	Loyola Chicago	60 64
								94	H	Iowa St.	75 84	144	H	Southern Ill.	60 65
												180	H	Tulsa	75 59
												249	H	Indiana St.	53 42
												287	A	Wichita St.	55 44
												314	A	Bradley	55 47
												317	H	Illinois St.	65 51
												318	H	Evansville	62 51
LAST 12 Division I GAMES:															
				91	H	Missouri St.	75 78	91	A	Missouri St.	65 60				
				314	A	Bradley	55 47	287	A	Wichita St.	55 44				
				142	A	Loyola Chicago	60 64	144	H	Southern Ill.	60 65				
				106	A	Drake	79 73	318	H	Evansville	62 51				
				249	H	Indiana St.	53 42	114	A	Creighton	61 69				
				317	H	Illinois St.	65 51	180	H	Tulsa	75 59				

Non-Div I Games: Rockhurst 58 39

UNI

■ Loss,
 ■ Non-Conf,
 S Site,
 ■ Home
 ■ Away
 N Neutral

Average RPI Win:	271	WON-LOST	WINNING	LAST 10	STRENGTH OF	OPP. STRENGTH	TEAM	ADJ.	CONF.	ADJ CONF.
Average RPI Loss:	103	RECORD	PCT. RANK	GAMES	SCHEDULE	OF SCHEDULE	RPI	RPI	RPI	RPI
DIV. I ONLY	12- 9	129	6- 4	241	210	178	178	19	19	
DIV. I NON-CONF.	6- 4	125	0- 1	266	202	176	176	21	21	
TOTALS	RPI 1-25	RPI 26-50	W-L RECORDS	RPI 51-100	RPI 101-150	RPI 150+				
12- 9	0- 1	0- 1	OVERALL	0- 1	0- 5	12- 1				
8- 3	0- 0	0- 0	HOME	0- 1	0- 2	8- 0				
4- 5	0- 0	0- 1	AWAY	0- 0	0- 3	4- 1				
0- 1	0- 1	0- 0	NEUTRAL	0- 0	0- 0	0- 0				
6- 4	0- 1	0- 1	NON-CONFERENCE	0- 0	0- 2	6- 0				
4- 1	0- 0	0- 0	HOME	0- 0	0- 1	4- 0				
2- 2	0- 0	0- 1	AWAY	0- 0	0- 1	2- 0				
0- 1	0- 1	0- 0	NEUTRAL	0- 0	0- 0	0- 0				
6- 5	0- 0	0- 0	CONFERENCE	0- 1	0- 3	6- 1				
4- 2	0- 0	0- 0	HOME	0- 1	0- 1	4- 0				
2- 3	0- 0	0- 0	AWAY	0- 0	0- 2	2- 1				
0- 0	0- 0	0- 0	NEUTRAL	0- 0	0- 0	0- 0				

RPI S	Opponent	Score	RPI S	Opponent	Score	RPI S	Opponent	Score	RPI S	Opponent	Score	Team's RPI: 178
25 N	UTEP	52 60	26 A	Southern California	42 73	60 H	Colorado St.	56 64	106 H	Drake	68 76	
									121 A	Fresno St.	54 58	
									121 H	Fresno St.	52 57	
									129 A	Boise St.	56 75	
									150 A	Long Beach St.	63 67	
									183 H	George Mason	67 59	
									193 A	New Mexico	53 67	
									193 H	New Mexico	57 48	
									218 H	Utah St.	46 38	
									243 A	Houston	63 60	
									250 H	Wyoming	66 37	
									260 A	San Diego St.	55 41	
									269 H	Pepperdine	83 63	
									315 H	Nevada	65 59	
									322 H	UC Irvine	72 52	
									326 A	A&M-Corpus Christi	65 51	
									328 H	Southern Utah	79 44	
									343 A	Air Force	60 56	
LAST 12 Division I GAMES:												
121 H	Fresno St.	52 57	343 A	Air Force	60 56							
193 H	New Mexico	57 48	193 A	New Mexico	53 67							
260 A	San Diego St.	55 41	250 H	Wyoming	66 37							
129 A	Boise St.	56 75	60 H	Colorado St.	56 64							
315 H	Nevada	65 59	121 A	Fresno St.	54 58							
218 H	Utah St.	46 38	150 A	Long Beach St.	63 67							

Non-Div I Games: Cal St. San Marcos 62 43

UNLV

■ Loss,
 ■ Non-Conf, S Site,
 ■ Home
 ■ Away
 N Neutral

Average RPI Win:	306	WON-LOST	WINNING	LAST 10	STRENGTH OF	OPP. STRENGTH	TEAM	ADJ.	CONF.	ADJ CONF.
Average RPI Loss:	146	RECORD	PCT. RANK	GAMES	SCHEDULE	OF SCHEDULE	RPI	RPI	RPI	RPI
DIV. I ONLY	12- 8	115	7- 2	345	259	235	235	28	28	
DIV. I NON-CONF.	6- 6	160	2- 1	343	279	266	266	27	27	
TOTALS	RPI 1-25	RPI 26-50	W-L RECORDS	RPI 51-100	RPI 101-150	RPI 150+				
12- 8	0- 0	0- 0	OVERALL	0- 3	0- 2	12- 3				
6- 2	0- 0	0- 0	HOME	0- 0	0- 0	6- 2				
6- 6	0- 0	0- 0	AWAY	0- 3	0- 2	6- 1				
0- 0	0- 0	0- 0	NEUTRAL	0- 0	0- 0	0- 0				
6- 6	0- 0	0- 0	NON-CONFERENCE	0- 2	0- 2	6- 2				
3- 1	0- 0	0- 0	HOME	0- 0	0- 0	3- 1				
3- 5	0- 0	0- 0	AWAY	0- 2	0- 2	3- 1				
0- 0	0- 0	0- 0	NEUTRAL	0- 0	0- 0	0- 0				
6- 2	0- 0	0- 0	CONFERENCE	0- 1	0- 0	6- 1				
3- 1	0- 0	0- 0	HOME	0- 0	0- 0	3- 1				
3- 1	0- 0	0- 0	AWAY	0- 1	0- 0	3- 0				
0- 0	0- 0	0- 0	NEUTRAL	0- 0	0- 0	0- 0				

RPI S	Opponent	Score	RPI S	Opponent	Score	RPI S	Opponent	Score	RPI S	Opponent	Score	Team's RPI: 235
						72	A Michigan	61 119	115	A North Carolina	40 80	
						74	A FGCU	43 54	146	A UNC Asheville	59 68	
						76	A Georgia Tech	46 87	170	H Jacksonville	43 49	
									177	A Stetson	61 56	
									216	H Furman	63 75	
									284	H Kennesaw St.	66 57	
									285	H UNCG	84 61	
									291	H North Florida	69 54	
									294	H Western Caro.	68 59	
									296	A Morehead St.	86 72	
									298	A UMES	59 78	
									333	A IPFW	84 81	
									335	A Lipscomb	81 54	
									335	H Lipscomb	93 71	
									340	A NJIT	58 41	
									348	A Norfolk St.	82 62	
									349	H N.C. Central	68 46	
LAST 12 Division I GAMES:												
335	H Lipscomb	93 71	74	A FGCU	43 54							
284	H Kennesaw St.	66 57	340	A NJIT	58 41							
335	A Lipscomb	81 54	294	H Western Caro.	68 59							
291	H North Florida	69 54	349	H N.C. Central	68 46							
170	H Jacksonville	43 49	115	A North Carolina	40 80							
177	A Stetson	61 56	296	A Morehead St.	86 72							

Non-Div I Games: Southern Wesleyan 84 51 Mars Hill 81 65 Bob Jones 96 46

USC Upstate

Loss, Non-Conf, S Site, H Home A Away N Neutral

Average RPI Win:	228	WON-LOST	WINNING	LAST 10	STRENGTH OF	OPP. STRENGTH	TEAM	ADJ.	CONF.	ADJ CONF.
Average RPI Loss:	83	RECORD	PCT. RANK	GAMES	SCHEDULE	OF SCHEDULE	RPI	RPI	RPI	RPI
DIV. I ONLY	16- 7	75	9- 1	196	159	89	89	24	24	
DIV. I NON-CONF.	7- 6	156	0- 2	83	59	87	87	23	23	
TOTALS	RPI 1-25	RPI 26-50	W-L RECORDS	RPI 51-100	RPI 101-150	RPI 150+				
16- 7	0- 1	0- 1	OVERALL	0- 3	4- 0	12- 2				
7- 1	0- 0	0- 0	HOME	0- 1	2- 0	5- 0				
8- 6	0- 1	0- 1	AWAY	0- 2	1- 0	7- 2				
1- 0	0- 0	0- 0	NEUTRAL	0- 0	1- 0	0- 0				
7- 6	0- 1	0- 1	NON-CONFERENCE	0- 3	4- 0	3- 1				
3- 1	0- 0	0- 0	HOME	0- 1	2- 0	1- 0				
3- 5	0- 1	0- 1	AWAY	0- 2	1- 0	2- 1				
1- 0	0- 0	0- 0	NEUTRAL	0- 0	1- 0	0- 0				
9- 1	0- 0	0- 0	CONFERENCE	0- 0	0- 0	9- 1				
4- 0	0- 0	0- 0	HOME	0- 0	0- 0	4- 0				
5- 1	0- 0	0- 0	AWAY	0- 0	0- 0	5- 1				
0- 0	0- 0	0- 0	NEUTRAL	0- 0	0- 0	0- 0				

RPI 1-25				RPI 26-50				RPI 51-100				Team's RPI: 89	RPI 101+			
RPI	S	Opponent	Score	RPI	S	Opponent	Score	RPI	S	Opponent	Score		RPI	S	Opponent	Score
15	A	Louisville	66 88	43	A	Iowa	56 62	51	A	Vanderbilt	61 64		123	H	Samford	52 50
								53	H	Arkansas St.	74 76		126	N	North Dakota	84 58
								58	A	Chattanooga	46 61		131	H	Alabama	83 65
													144	A	Southern Ill.	70 63
													152	A	Illinois	74 94
													155	A	SIUE	85 79
													200	A	Southeast Mo. St.	84 74
													208	A	Eastern Ky.	61 70
													212	A	Cincinnati	63 57
													246	H	Tennessee St.	77 50
													251	H	Miami (OH)	74 47
													265	H	Austin Peay	75 51
													277	A	Jacksonville St.	63 53
													280	H	Tennessee Tech	67 53
													290	H	Murray St.	92 62
													296	A	Morehead St.	85 67
													318	A	Evansville	75 48
													337	A	Eastern Ill.	65 39
LAST 12 Division I GAMES:																
155	A	SIUE	85 79	277	A	Jacksonville St.	63 53									
265	H	Austin Peay	75 51	280	H	Tennessee Tech	67 53									
290	H	Murray St.	92 62	296	A	Morehead St.	85 67									
246	H	Tennessee St.	77 50	208	A	Eastern Ky.	61 70									
200	A	Southeast Mo. St.	84 74	15	A	Louisville	66 88									
337	A	Eastern Ill.	65 39	51	A	Vanderbilt	61 64									

Non-Div I Games:

UT Martin

■ Loss,
■ Non-Conf,
■ S Site,
■ H Home
■ A Away
N Neutral

U
T
E
P

U
T
E
P

UTEP

Page 317

Average RPI Win: 265	WON-LOST	WINNING	LAST 10	STRENGTH OF	OPP. STRENGTH	TEAM	ADJ.	CONF.	ADJ CONF.
Average RPI Loss: 136	RECORD	PCT. RANK	GAMES	SCHEDULE	OF SCHEDULE	RPI	RPI	RPI	RPI
DIV. I ONLY	11- 10	156	6- 4	288	182	186	186	25	25
DIV. I NON-CONF.	5- 7	198	1- 1	267	102	181	181	25	25
TOTALS	RPI 1-25	RPI 26-50	W-L RECORDS	RPI 51-100	RPI 101-150	RPI 150+			
11- 10	0- 1	0- 1	OVERALL	0- 3	0- 1	11- 4			
4- 2	0- 0	0- 0	HOME	0- 1	0- 0	4- 1			
6- 7	0- 1	0- 1	AWAY	0- 2	0- 1	6- 2			
1- 1	0- 0	0- 0	NEUTRAL	0- 0	0- 0	1- 1			
5- 7	0- 1	0- 1	NON-CONFERENCE	0- 2	0- 1	5- 2			
1- 0	0- 0	0- 0	HOME	0- 0	0- 0	1- 0			
3- 6	0- 1	0- 1	AWAY	0- 2	0- 1	3- 1			
1- 1	0- 0	0- 0	NEUTRAL	0- 0	0- 0	1- 1			
6- 3	0- 0	0- 0	CONFERENCE	0- 1	0- 0	6- 2			
3- 2	0- 0	0- 0	HOME	0- 1	0- 0	3- 1			
3- 1	0- 0	0- 0	AWAY	0- 0	0- 0	3- 1			
0- 0	0- 0	0- 0	NEUTRAL	0- 0	0- 0	0- 0			

RPI 1-25			RPI 26-50			RPI 51-100			RPI 101+ Team's RPI: 186		
RPI	S	Opponent	Score	RPI	S	Opponent	Score	RPI	S	Opponent	Score
17	A	Oklahoma St.	54 78	30	A	Syracuse	32 91	52	A	Kansas St.	43 61
								94	A	TCU	67 71
								100	H	New Mexico St.	57 68
										Eastern Mich.	56 78
										East Carolina	59 70
										Cal Poly	66 58
										Utah Valley	57 71
										Utah Valley	61 48
										Grand Canyon	68 66
										Grand Canyon	52 28
										Houston	55 45
										CSU Bakersfield	60 46
										Seattle	71 74
										UC Santa Barbara	62 60
										UMKC	62 53
										Incarinate Word	68 50
										Incarinate Word	60 47
										A&M-Corpus Christi	46 49
										Chicago St.	64 56
LAST 12 Division I GAMES:											
232	A	Grand Canyon	68 66	339	A	Chicago St.	64 56				
214	A	Utah Valley	57 71	214	H	Utah Valley	61 48				
100	H	New Mexico St.	57 68	232	H	Grand Canyon	52 28				
248	H	Seattle	71 74	30	A	Syracuse	32 91				
247	H	CSU Bakersfield	60 46	243	A	Houston	55 45				
309	A	UMKC	62 53	320	H	Incarinate Word	60 47				

Non-Div I Games: Concordia (TX) 90 44 Evangel 75 60 Texas Lutheran 90 38

UTRGV

Loss, Non-Conf, S Site, H Home A Away N Neutral

Average RPI Win:	235	WON-LOST	WINNING	LAST 10	STRENGTH OF	OPP. STRENGTH	TEAM	ADJ.	CONF.	ADJ CONF.
Average RPI Loss:	126	RECORD	PCT. RANK	GAMES	SCHEDULE	OF SCHEDULE	RPI	RPI	RPI	RPI
DIV. I ONLY	5- 14	287	3- 7	83	170	228	228	12	12	
DIV. I NON-CONF.	2- 6	272	0- 1	50	259	229	229	10	10	
TOTALS	RPI 1-25	RPI 26-50	W-L RECORDS	RPI 51-100	RPI 101-150	RPI 150+				
5- 14	0- 2	0- 1	OVERALL	0- 3	1- 1	4- 7				
4- 4	0- 0	0- 0	HOME	0- 1	1- 0	3- 3				
1- 10	0- 2	0- 1	AWAY	0- 2	0- 1	1- 4				
0- 0	0- 0	0- 0	NEUTRAL	0- 0	0- 0	0- 0				
2- 6	0- 1	0- 1	NON-CONFERENCE	0- 1	0- 0	2- 3				
2- 2	0- 0	0- 0	HOME	0- 0	0- 0	2- 2				
0- 4	0- 1	0- 1	AWAY	0- 1	0- 0	0- 1				
0- 0	0- 0	0- 0	NEUTRAL	0- 0	0- 0	0- 0				
3- 8	0- 1	0- 0	CONFERENCE	0- 2	1- 1	2- 4				
2- 2	0- 0	0- 0	HOME	0- 1	1- 0	1- 1				
1- 6	0- 1	0- 0	AWAY	0- 1	0- 1	1- 3				
0- 0	0- 0	0- 0	NEUTRAL	0- 0	0- 0	0- 0				

RPI 1-25				RPI 26-50				RPI 51-100				RPI 101+ Team's RPI: 228			
RPI	S	Opponent	Score	RPI	S	Opponent	Score	RPI	S	Opponent	Score	RPI	S	Opponent	Score
8	A	Texas	53 90	31	A	Oklahoma	41 80	56	A	Western Ky.	65 72	139	A	Marshall	76 80
25	A	UTEP	55 62					62	A	Abilene Christian	60 79	141	H	Southern Miss.	47 41
								80	H	Middle Tenn.	63 74	157	H	Texas-Arlington	47 51
												163	H	UAB	54 52
												164	A	Fla. Atlantic	51 64
												169	H	Louisiana Tech	72 82
												189	A	Texas St.	64 72
												201	A	North Texas	58 68
												239	H	Texas Southern	44 59
												242	H	Houston Baptist	79 50
												245	A	Rice	48 49
												310	A	FIU	63 52
												317	H	Illinois St.	77 51
LAST 12 Division I GAMES:															
139	A	Marshall	76 80	25	A	UTEP	55 62								
56	A	Western Ky.	65 72	80	H	Middle Tenn.	63 74								
141	H	Southern Miss.	47 41	163	H	UAB	54 52								
169	H	Louisiana Tech	72 82	245	A	Rice	48 49								
164	A	Fla. Atlantic	51 64	201	A	North Texas	58 68								
310	A	FIU	63 52	239	H	Texas Southern	44 59								

Non-Div I Games: Howard Payne 106 65 Tex. A&M-Kingsville 88 51

UTSA

Loss, Non-Conf, S Site, H Home A Away N Neutral

Average RPI Win:	147	WON-LOST	WINNING	LAST 10	STRENGTH OF	OPP. STRENGTH	TEAM	ADJ.	CONF.	ADJ CONF.
Average RPI Loss:	29	RECORD	PCT. RANK	GAMES	SCHEDULE	OF SCHEDULE	RPI	RPI	RPI	RPI
DIV. I ONLY	13- 9	121	4- 6	29	21	68	68	1	1	
DIV. I NON-CONF.	8- 3	77	1- 0	95	141	74	74	1	1	
TOTALS	RPI 1-25	RPI 26-50	W-L RECORDS	RPI 51-100	RPI 101-150	RPI 150+				
13- 9	0- 5	1- 2	OVERALL	4- 2	2- 0	6- 0				
10- 4	0- 2	1- 1	HOME	2- 1	2- 0	5- 0				
3- 3	0- 3	0- 0	AWAY	2- 0	0- 0	1- 0				
0- 2	0- 0	0- 1	NEUTRAL	0- 1	0- 0	0- 0				
8- 3	0- 1	0- 1	NON-CONFERENCE	1- 1	2- 0	5- 0				
7- 0	0- 0	0- 0	HOME	1- 0	2- 0	4- 0				
1- 1	0- 1	0- 0	AWAY	0- 0	0- 0	1- 0				
0- 2	0- 0	0- 1	NEUTRAL	0- 1	0- 0	0- 0				
5- 6	0- 4	1- 1	CONFERENCE	3- 1	0- 0	1- 0				
3- 4	0- 2	1- 1	HOME	1- 1	0- 0	1- 0				
2- 2	0- 2	0- 0	AWAY	2- 0	0- 0	0- 0				
0- 0	0- 0	0- 0	NEUTRAL	0- 0	0- 0	0- 0				

RPI	S	Opponent	Score	RPI	S	Opponent	Score	RPI	S	Opponent	Score	RPI	S	Opponent	Score
5	A	Stanford	52 72	26	H	Southern California	59 70	63	H	Washington St.	73 71	114	H	Creighton	74 58
7	H	Oregon St.	53 62	28	H	Washington	88 83	71	H	Oregon	65 77	121	H	Fresno St.	78 63
9	H	UCLA	63 69	31	N	Oklahoma	55 70	73	A	California	84 79	174	H	Colorado	71 55
10	A	Arizona St.	60 80					88	H	South Dakota	66 59	183	H	George Mason	74 62
14	A	BYU	59 73					90	N	Boston College	51 76	198	H	UC Davis	88 58
								99	A	Arizona	60 55	218	A	Utah St.	64 61
												272	H	Lamar	71 67
												281	H	CSUN	97 56
LAST 12 Division I GAMES:															
174	H	Colorado	71 55	99	A	Arizona	60 55	73	A	California	84 79				
9	H	UCLA	63 69	5	A	Stanford	52 72	28	H	Washington	88 83				
26	H	Southern California	59 70	63	H	Washington St.	73 71								
71	H	Oregon	65 77	198	H	UC Davis	88 58								
7	H	Oregon St.	53 62												
10	A	Arizona St.	60 80												

Non-Div I Games:

Utah

Average RPI Win:	247	WON-LOST	WINNING	LAST 10	STRENGTH OF	OPP. STRENGTH	TEAM	ADJ.	CONF.	ADJ CONF.
Average RPI Loss:	144	RECORD	PCT. RANK	GAMES	SCHEDULE	OF SCHEDULE	RPI	RPI	RPI	RPI
DIV. I ONLY	9- 11	200	6- 4	237	179	218	218	19	19	
DIV. I NON-CONF.	3- 6	234	0- 1	224	96	226	226	21	21	
TOTALS	RPI 1-25	RPI 26-50	W-L RECORDS	RPI 51-100	RPI 101-150	RPI 150+				
9- 11	0- 1	0- 0	OVERALL	0- 2	1- 2	8- 6				
4- 5	0- 0	0- 0	HOME	0- 2	1- 1	3- 2				
4- 6	0- 1	0- 0	AWAY	0- 0	0- 1	4- 4				
1- 0	0- 0	0- 0	NEUTRAL	0- 0	0- 0	1- 0				
3- 6	0- 1	0- 0	NON-CONFERENCE	0- 1	1- 0	2- 4				
1- 2	0- 0	0- 0	HOME	0- 1	1- 0	0- 1				
1- 4	0- 1	0- 0	AWAY	0- 0	0- 0	1- 3				
1- 0	0- 0	0- 0	NEUTRAL	0- 0	0- 0	1- 0				
6- 5	0- 0	0- 0	CONFERENCE	0- 1	0- 2	6- 2				
3- 3	0- 0	0- 0	HOME	0- 1	0- 1	3- 1				
3- 2	0- 0	0- 0	AWAY	0- 0	0- 1	3- 1				
0- 0	0- 0	0- 0	NEUTRAL	0- 0	0- 0	0- 0				

RPI 1-25				RPI 26-50				RPI 51-100				RPI 101+ Team's RPI: 218			
RPI	S	Opponent	Score	RPI	S	Opponent	Score	RPI	S	Opponent	Score	RPI	S	Opponent	Score
14	A	BYU	69 81					60	H	Colorado St.	49 69	129	A	Boise St.	78 84
								68	H	Utah	61 64	129	H	Boise St.	58 63
												138	H	Pacific	78 70
												166	A	Northern Colo.	60 74
												178	A	UNLV	38 46
												193	H	New Mexico	72 56
												199	A	Idaho St.	67 81
												210	H	Sacramento St.	86 95
												213	H	San Jose St.	74 86
												214	A	Utah Valley	76 72
												221	A	Montana	70 86
												246	N	Tennessee St.	63 46
												250	H	Wyoming	84 75
												260	A	San Diego St.	55 36
												260	H	San Diego St.	72 59
												315	A	Nevada	79 66
												343	A	Air Force	66 53
LAST 12 Division I GAMES:															
250	H	Wyoming	84 75	343	A	Air Force	66 53								
129	H	Boise St.	58 63	193	H	New Mexico	72 56								
315	A	Nevada	79 66	129	A	Boise St.	78 84								
260	H	San Diego St.	72 59	260	A	San Diego St.	55 36								
178	A	UNLV	38 46	213	H	San Jose St.	74 86								
60	H	Colorado St.	49 69	68	H	Utah	61 64								

Non-Div I Games: Westminster (UT) 74 67 Haskell 90 63

Utah St.

Loss, Non-Conf, S Site, H Home A Away N Neutral

Utah Valley

Through Games Of Feb. 6, 2016

Average RPI Win:	248	WON-LOST	WINNING	LAST 10	STRENGTH OF	OPP. STRENGTH	TEAM	ADJ.	CONF.	ADJ CONF.
Average RPI Loss:	159	RECORD	PCT. RANK	GAMES	SCHEDULE	OF SCHEDULE	RPI	RPI	RPI	RPI
DIV. I ONLY	9- 13	221	4- 6	149	312	214	214	25	25	
DIV. I NON-CONF.	5- 8	209	1- 2	125	308	196	196	25	25	
TOTALS	RPI 1-25	RPI 26-50	W-L RECORDS	RPI 51-100	RPI 101-150	RPI 150+				
9- 13	0- 1	0- 0	OVERALL	0- 3	2- 1	7- 8				
5- 5	0- 0	0- 0	HOME	0- 1	1- 0	4- 4				
4- 7	0- 1	0- 0	AWAY	0- 2	1- 0	3- 4				
0- 1	0- 0	0- 0	NEUTRAL	0- 0	0- 1	0- 0				
5- 8	0- 1	0- 0	NON-CONFERENCE	0- 1	2- 1	3- 5				
2- 3	0- 0	0- 0	HOME	0- 0	1- 0	1- 3				
3- 4	0- 1	0- 0	AWAY	0- 1	1- 0	2- 2				
0- 1	0- 0	0- 0	NEUTRAL	0- 0	0- 1	0- 0				
4- 5	0- 0	0- 0	CONFERENCE	0- 2	0- 0	4- 3				
3- 2	0- 0	0- 0	HOME	0- 1	0- 0	3- 1				
1- 3	0- 0	0- 0	AWAY	0- 1	0- 0	1- 2				
0- 0	0- 0	0- 0	NEUTRAL	0- 0	0- 0	0- 0				

RPI 1-25			RPI 26-50			RPI 51-100			RPI 101+ Team's RPI: 214		
RPI	S	Opponent	Score	RPI	S	Opponent	Score	RPI	S	Opponent	Score
14	A	BYU	62 78					71	A	Oregon	68 79
								100	A	New Mexico St.	68 73
								100	H	New Mexico St.	53 59
								120	H	San Francisco	94 88
								129	A	Boise St.	72 70
								131	N	Alabama	60 67
								181	A	Eastern Wash.	64 68
								186	A	UTRGV	48 61
								186	H	UTRGV	71 57
								190	A	Weber St.	56 61
								198	H	UC Davis	55 59
								199	H	Idaho St.	47 56
								218	H	Utah St.	72 76
								232	H	Grand Canyon	53 61
								247	A	CSU Bakersfield	54 61
								248	A	Seattle	61 44
								262	A	Omaha	74 59
								309	H	UMKC	79 71
								315	A	Nevada	73 65
								328	H	Southern Utah	70 58
								339	H	Chicago St.	74 46
LAST 12 Division I GAMES:											
100	H	New Mexico St.	53 59	232	H	Grand Canyon	53 61				
186	H	UTRGV	71 57	186	A	UTRGV	48 61				
247	A	CSU Bakersfield	54 61	100	A	New Mexico St.	68 73				
248	A	Seattle	61 44	198	H	UC Davis	55 59				
339	H	Chicago St.	74 46	199	H	Idaho St.	47 56				
309	H	UMKC	79 71	262	A	Omaha	74 59				

Non-Div I Games: Bethesda (CA) 91 64 Dixie St. 77 63

Utah Valley

Loss, Non-Conf, S Site, H Home A Away N Neutral

Average RPI Win:	183	WON-LOST	WINNING	LAST 10	STRENGTH OF	OPP. STRENGTH	TEAM	ADJ.	CONF.	ADJ CONF.
Average RPI Loss:	110	RECORD	PCT. RANK	GAMES	SCHEDULE	OF SCHEDULE	RPI	RPI	RPI	RPI
DIV. I ONLY	16- 7	75	5- 5	130	131	96	96	7	7	
DIV. I NON-CONF.	11- 2	28	2- 0	186	275	61	61	8	8	
TOTALS	RPI 1-25	RPI 26-50	W-L RECORDS	RPI 51-100	RPI 101-150	RPI 150+				
16- 7	1- 0	2- 1	OVERALL	0- 2	1- 2	12- 2				
10- 4	0- 0	1- 1	HOME	0- 2	0- 0	9- 1				
6- 2	1- 0	1- 0	AWAY	0- 0	1- 0	3- 0				
0- 1	0- 0	0- 0	NEUTRAL	0- 0	0- 1	0- 0				
11- 2	1- 0	0- 0	NON-CONFERENCE	0- 0	1- 2	9- 0				
7- 0	0- 0	0- 0	HOME	0- 0	0- 0	7- 0				
4- 1	1- 0	0- 0	AWAY	0- 0	1- 1	2- 0				
0- 1	0- 0	0- 0	NEUTRAL	0- 0	0- 1	0- 0				
5- 5	0- 0	2- 1	CONFERENCE	0- 2	0- 0	3- 2				
3- 4	0- 0	1- 1	HOME	0- 2	0- 0	2- 1				
2- 1	0- 0	1- 0	AWAY	0- 0	0- 0	1- 1				
0- 0	0- 0	0- 0	NEUTRAL	0- 0	0- 0	0- 0				

RPI 1-25				RPI 26-50				RPI 51-100				Team's RPI: 96		RPI 101+			
RPI	S	Opponent	Score	RPI	S	Opponent	Score	RPI	S	Opponent	Score			RPI	S	Opponent	Score
10	A	Arizona St.	57 48	27	H	Duquesne	67 71	83	H	Saint Louis	72 77			108	N	Toledo	61 80
				32	H	St. Bonaventure	52 47	87	H	Saint Joseph's	63 66			111	A	IUPUI	69 70
				48	A	Dayton	74 72							119	A	Iona	74 58
														151	H	Fordham	61 51
														156	H	Old Dominion	74 54
														168	H	Davidson	50 56
														182	H	William & Mary	73 47
														183	A	George Mason	54 70
														206	H	Richmond	53 42
														216	H	Furman	67 45
														229	A	High Point	69 39
														237	A	Massachusetts	74 66
														240	H	Coppin St.	73 42
														253	H	UNCW	58 45
														275	A	N.C. A&T	64 49
														282	H	Campbell	57 34
														298	H	UMES	63 39
LAST 12 Division I GAMES:																	
				32	H	St. Bonaventure	52 47	48	A	Dayton	74 72						
				27	H	Duquesne	67 71	87	H	Saint Joseph's	63 66						
				151	H	Fordham	61 51	83	H	Saint Louis	72 77						
				206	H	Richmond	53 42	237	A	Massachusetts	74 66						
				183	A	George Mason	54 70	275	A	N.C. A&T	64 49						
				168	H	Davidson	50 56	182	H	William & Mary	73 47						

Non-Div I Games:

VCU

■ Loss,
 ■ Non-Conf,
 S Site,
 ■ Home
 ■ Away
 N Neutral

Valparaiso

Through Games Of Feb. 6, 2016

Average RPI Win:	187	WON-LOST	WINNING	LAST 10	STRENGTH OF	OPP. STRENGTH	TEAM	ADJ.	CONF.	ADJ CONF.
Average RPI Loss:	123	RECORD	PCT. RANK	GAMES	SCHEDULE	OF SCHEDULE	RPI	RPI	RPI	RPI
DIV. I ONLY	5- 14	287	3- 7	42	148	209	209	14	14	
DIV. I NON-CONF.	1- 7	318	0- 0	31	49	238	238	15	15	
TOTALS	RPI 1-25	RPI 26-50	W-L RECORDS	RPI 51-100	RPI 101-150	RPI 150+				
5- 14	0- 3	0- 0	OVERALL	0- 1	2- 4	3- 6				
4- 7	0- 1	0- 0	HOME	0- 0	1- 3	3- 3				
1- 6	0- 2	0- 0	AWAY	0- 1	1- 1	0- 2				
0- 1	0- 0	0- 0	NEUTRAL	0- 0	0- 0	0- 1				
1- 7	0- 2	0- 0	NON-CONFERENCE	0- 1	0- 1	1- 3				
1- 3	0- 1	0- 0	HOME	0- 0	0- 1	1- 1				
0- 3	0- 1	0- 0	AWAY	0- 1	0- 0	0- 1				
0- 1	0- 0	0- 0	NEUTRAL	0- 0	0- 0	0- 1				
4- 7	0- 1	0- 0	CONFERENCE	0- 0	2- 3	2- 3				
3- 4	0- 0	0- 0	HOME	0- 0	1- 2	2- 2				
1- 3	0- 1	0- 0	AWAY	0- 0	1- 1	0- 1				
0- 0	0- 0	0- 0	NEUTRAL	0- 0	0- 0	0- 0				

RPI 1-25				RPI 26-50				RPI 51-100				RPI 101+ Team's RPI: 209			
RPI	S	Opponent	Score	RPI	S	Opponent	Score	RPI	S	Opponent	Score	RPI	S	Opponent	Score
1	H	Notre Dame	54 110					65	A	San Diego	60 76	102	A	Wright St.	63 80
15	A	Louisville	42 75									102	H	Wright St.	54 65
22	A	Green Bay	42 81									105	H	Akron	74 85
												124	H	Youngstown St.	65 60
												149	A	Northern Ky.	61 60
												149	H	Northern Ky.	50 68
												155	H	SIUE	69 56
												162	H	Detroit	66 72
												166	N	Northern Colo.	63 77
												176	A	Milwaukee	60 82
												184	A	Butler	53 72
												207	H	Oakland	81 66
												219	H	Ill.-Chicago	50 54
												251	H	Miami (OH)	72 75
												301	H	Cleveland St.	66 59
LAST 12 Division I GAMES:															
149	H	Northern Ky.	50 68	22	A	Green Bay	42 81								
102	H	Wright St.	54 65	207	H	Oakland	81 66								
219	H	Ill.-Chicago	50 54	162	H	Detroit	66 72								
124	H	Youngstown St.	65 60	102	A	Wright St.	63 80								
301	H	Cleveland St.	66 59	149	A	Northern Ky.	61 60								
176	A	Milwaukee	60 82	155	H	SIUE	69 56								

Non-Div I Games: Ind.-Northwest 79 57 Cardinal Stritch 63 62 Ind.-Kokomo 88 22

Valparaiso

Loss, Non-Conf, S Site, H Home A Away N Neutral

Vanderbilt

Through Games Of Feb. 6, 2016

Average RPI Win:	158	WON-LOST	WINNING	LAST 10	STRENGTH OF	OPP. STRENGTH	TEAM	ADJ.	CONF.	ADJ CONF.
Average RPI Loss:	43	RECORD	PCT. RANK	GAMES	SCHEDULE	OF SCHEDULE	RPI	RPI	RPI	RPI
DIV. I ONLY	15- 7	81	5- 5	56	58	51	51	2	2	
DIV. I NON-CONF.	11- 2	28	3- 0	137	147	37	37	2	2	
TOTALS	RPI 1-25	RPI 26-50	W-L RECORDS	RPI 51-100	RPI 101-150	RPI 150+				
15- 7	1- 4	1- 1	OVERALL	3- 1	3- 1	7- 0				
10- 2	0- 2	1- 0	HOME	1- 0	2- 0	6- 0				
4- 5	1- 2	0- 1	AWAY	1- 1	1- 1	1- 0				
1- 0	0- 0	0- 0	NEUTRAL	1- 0	0- 0	0- 0				
11- 2	0- 1	1- 1	NON-CONFERENCE	3- 0	0- 0	7- 0				
8- 0	0- 0	1- 0	HOME	1- 0	0- 0	6- 0				
2- 2	0- 1	0- 1	AWAY	1- 0	0- 0	1- 0				
1- 0	0- 0	0- 0	NEUTRAL	1- 0	0- 0	0- 0				
4- 5	1- 3	0- 0	CONFERENCE	0- 1	3- 1	0- 0				
2- 2	0- 2	0- 0	HOME	0- 0	2- 0	0- 0				
2- 3	1- 1	0- 0	AWAY	0- 1	1- 1	0- 0				
0- 0	0- 0	0- 0	NEUTRAL	0- 0	0- 0	0- 0				

RPI 1-25				RPI 26-50				RPI 51-100 Team's RPI: 51				RPI 101+			
RPI	S	Opponent	Score	RPI	S	Opponent	Score	RPI	S	Opponent	Score	RPI	S	Opponent	Score
2	H	South Carolina	61 71	35	H	Ohio	62 59	61	A	Auburn	45 53	116	H	LSU	58 42
13	A	Tennessee	49 58	48	A	Dayton	56 81	75	A	Drexel	74 64	131	A	Alabama	54 48
16	A	Kentucky	71 69					89	H	UT Martin	64 61	131	H	Alabama	67 52
22	A	Green Bay	56 58					100	N	New Mexico St.	71 45	134	A	Ole Miss	52 55
24	H	Georgia	58 64									151	A	Fordham	53 40
												153	H	ETSU	65 39
												194	H	Troy	97 43
												220	H	Presbyterian	56 38
												265	H	Austin Peay	73 56
												343	H	Air Force	86 29
												346	H	Mississippi Val.	89 39
LAST 12 Division I GAMES:															
61	A	Auburn	45 53	131	A	Alabama	54 48								
24	H	Georgia	58 64	2	H	South Carolina	61 71								
16	A	Kentucky	71 69	134	A	Ole Miss	52 55								
131	H	Alabama	67 52	151	A	Fordham	53 40								
13	A	Tennessee	49 58	100	N	New Mexico St.	71 45								
116	H	LSU	58 42	89	H	UT Martin	64 61								

Non-Div I Games:

Vanderbilt

Loss, Non-Conf, S Site, H Home A Away N Neutral

Average RPI Win:	297	WON-LOST	WINNING	LAST 10	STRENGTH OF	OPP. STRENGTH	TEAM	ADJ.	CONF.	ADJ CONF.
Average RPI Loss:	169	RECORD	PCT. RANK	GAMES	SCHEDULE	OF SCHEDULE	RPI	RPI	RPI	RPI
DIV. I ONLY	7- 16	273	2- 8	224	332	274	274	15	15	
DIV. I NON-CONF.	5- 8	209	1- 1	304	348	281	281	18	18	
TOTALS	RPI 1-25	RPI 26-50	W-L RECORDS	RPI 51-100	RPI 101-150	RPI 150+				
7- 16	0- 0	0- 2	OVERALL	0- 2	0- 3	7- 9				
3- 7	0- 0	0- 1	HOME	0- 1	0- 1	3- 4				
4- 9	0- 0	0- 1	AWAY	0- 1	0- 2	4- 5				
0- 0	0- 0	0- 0	NEUTRAL	0- 0	0- 0	0- 0				
5- 8	0- 0	0- 0	NON-CONFERENCE	0- 0	0- 2	5- 6				
2- 3	0- 0	0- 0	HOME	0- 0	0- 1	2- 2				
3- 5	0- 0	0- 0	AWAY	0- 0	0- 1	3- 4				
0- 0	0- 0	0- 0	NEUTRAL	0- 0	0- 0	0- 0				
2- 8	0- 0	0- 2	CONFERENCE	0- 2	0- 1	2- 3				
1- 4	0- 0	0- 1	HOME	0- 1	0- 0	1- 2				
1- 4	0- 0	0- 1	AWAY	0- 1	0- 1	1- 1				
0- 0	0- 0	0- 0	NEUTRAL	0- 0	0- 0	0- 0				

RPI S	Opponent	Score	RPI S	Opponent	Score	RPI S	Opponent	Score	RPI S	Opponent	Score	Team's RPI: 274
49	A Albany (NY)	43 72	49	H Albany (NY)	40 75	86	A Maine	51 63	109	H Quinnipiac	65 77	
49	H Albany (NY)	40 75				86	H Maine	41 62	117	A Stony Brook	59 73	
									147	A Brown	54 71	
									179	A Delaware	60 71	
									188	A UMBC	48 85	
									203	A Bryant	52 68	
									207	H Oakland	68 74	
									211	H Hartford	47 51	
									224	H Binghamton	53 57	
									227	A Columbia	56 73	
									263	H Sacred Heart	53 51	
									266	A Dartmouth	56 54	
									268	H New Hampshire	83 63	
									270	A Holy Cross	63 77	
									276	H Central Conn. St.	79 63	
									321	A UMass Lowell	59 51	
									340	A NJIT	54 46	
									344	H St. Francis Brooklyn	55 59	
									347	A Boston U.	60 45	
LAST 12 Division I GAMES:												
49	H Albany (NY)	40 75	211	H Hartford	47 51							
86	A Maine	51 63	49	A Albany (NY)	43 72							
117	A Stony Brook	59 73	86	H Maine	41 62							
268	H New Hampshire	83 63	188	A UMBC	48 85							
224	H Binghamton	53 57	207	H Oakland	68 74							
321	A UMass Lowell	59 51	347	A Boston U.	60 45							

Non-Div I Games:

Vermont

■ Loss,
■ Non-Conf,
■ S Site,
■ H Home
■ A Away
N Neutral

Villanova

Through Games Of Feb. 6, 2016

Average RPI Win:	141	WON-LOST	WINNING	LAST 10	STRENGTH OF	OPP. STRENGTH	TEAM	ADJ.	CONF.	ADJ CONF.
Average RPI Loss:	74	RECORD	PCT. RANK	GAMES	SCHEDULE	OF SCHEDULE	RPI	RPI	RPI	RPI
DIV. I ONLY	14- 9	109	6- 4	64	40	64	64	6	6	
DIV. I NON-CONF.	7- 4	110	1- 0	37	55	40	40	6	6	
TOTALS	RPI 1-25	RPI 26-50	W-L RECORDS	RPI 51-100	RPI 101-150	RPI 150+				
14- 9	2- 1	2- 3	OVERALL	3- 2	0- 3	7- 0				
6- 3	1- 1	2- 0	HOME	1- 1	0- 1	2- 0				
6- 5	1- 0	0- 2	AWAY	1- 1	0- 2	4- 0				
2- 1	0- 0	0- 1	NEUTRAL	1- 0	0- 0	1- 0				
7- 4	0- 0	1- 3	NON-CONFERENCE	2- 1	0- 0	4- 0				
3- 0	0- 0	1- 0	HOME	1- 0	0- 0	1- 0				
2- 3	0- 0	0- 2	AWAY	0- 1	0- 0	2- 0				
2- 1	0- 0	0- 1	NEUTRAL	1- 0	0- 0	1- 0				
7- 5	2- 1	1- 0	CONFERENCE	1- 1	0- 3	3- 0				
3- 3	1- 1	1- 0	HOME	0- 1	0- 1	1- 0				
4- 2	1- 0	0- 0	AWAY	1- 0	0- 2	2- 0				
0- 0	0- 0	0- 0	NEUTRAL	0- 0	0- 0	0- 0				

RPI 1-25				RPI 26-50				RPI 51-100 Team's RPI: 64				RPI 101+			
RPI	S	Opponent	Score	RPI	S	Opponent	Score	RPI	S	Opponent	Score	RPI	S	Opponent	Score
20	H	Seton Hall	55 45	34	A	North Carolina St.	64 70	59	A	Temple	55 61	114	A	Creighton	48 53
23	A	DePaul	64 60	36	A	George Washington	70 78	75	N	Drexel	67 55	114	H	Creighton	62 65
23	H	DePaul	47 75	40	H	St. John's (NY)	58 54	81	A	Marquette	82 75	145	A	Xavier	67 74
				41	H	Penn	66 46	87	H	Saint Joseph's	55 49	184	A	Butler	57 45
				47	N	St. Mary's (CA)	60 67	97	H	Georgetown	51 57	204	A	Lehigh	65 44
												210	N	Sacramento St.	78 54
												234	A	Providence	76 47
												234	H	Providence	67 39
												257	H	Loyola Maryland	67 55
												283	A	La Salle	67 56
LAST 12 Division I GAMES:															
23	H	DePaul	47 75	20	H	Seton Hall	55 45								
234	A	Providence	76 47	23	A	DePaul	64 60								
114	A	Creighton	48 53	81	A	Marquette	82 75								
41	H	Penn	66 46	114	H	Creighton	62 65								
97	H	Georgetown	51 57	234	H	Providence	67 39								
40	H	St. John's (NY)	58 54	145	A	Xavier	67 74								

Non-Div I Games:

Villanova

Loss, Non-Conf, S Site, H Home A Away N Neutral

Average RPI Win: 184		WON-LOST	WINNING	LAST 10	STRENGTH OF	OPP. STRENGTH	TEAM	ADJ.	CONF.	ADJ CONF.
Average RPI Loss: 42		RECORD	PCT. RANK	GAMES	SCHEDULE	OF SCHEDULE	RPI	RPI	RPI	RPI
DIV. I ONLY		13- 10	140	4- 6	48	62	85	85	5	5
DIV. I NON-CONF.		10- 4	86	2- 1	178	140	110	110	5	5
TOTALS		RPI 1-25	RPI 26-50	W-L RECORDS		RPI 51-100	RPI 101-150	RPI 150+		
13- 10	1- 4		1- 4	OVERALL		3- 1	1- 1	7- 0		
8- 4	0- 2		1- 1	HOME		0- 0	0- 1	7- 0		
4- 4	0- 2		0- 2	AWAY		3- 0	1- 0	0- 0		
1- 2	1- 0		0- 1	NEUTRAL		0- 1	0- 0	0- 0		
10- 4	1- 1		0- 2	NON-CONFERENCE		2- 1	0- 0	7- 0		
7- 1	0- 0		0- 1	HOME		0- 0	0- 0	7- 0		
2- 1	0- 1		0- 0	AWAY		2- 0	0- 0	0- 0		
1- 2	1- 0		0- 1	NEUTRAL		0- 1	0- 0	0- 0		
3- 6	0- 3		1- 2	CONFERENCE		1- 0	1- 1	0- 0		
1- 3	0- 2		1- 0	HOME		0- 0	0- 1	0- 0		
2- 3	0- 1		0- 2	AWAY		1- 0	1- 0	0- 0		
0- 0	0- 0		0- 0	NEUTRAL		0- 0	0- 0	0- 0		

RPI 1-25				
RPI	S	Opponent	Score	
1	H	Notre Dame	46	74
6	A	Ohio St.	73	93
12	A	Florida St.	48	70
15	H	Louisville	41	59
22	N	Green Bay	68	59

RPI 26-50				
RPI	S	Opponent	Score	
34	A	North Carolina St.	52	63
39	A	Duke	52	67
42	H	Miami (FL)	76	56
43	H	Iowa	73	85
44	N	Rutgers	48	60

RPI 51-100					Team's RPI:	85
RPI	S	Opponent	Score			
61	A	Auburn	69	52		
76	A	Georgia Tech	78	67		
80	A	Middle Tenn.	70	66		
82	N	Tulane	62	67		

RPI 101+				
RPI	S	Opponent	Score	
133	A	Wake Forest	52	50
148	H	Pittsburgh	55	58
206	H	Richmond	71	51
231	H	Bowling Green	68	39
240	H	Coppin St.	75	40
295	H	Charleston So.	85	65
316	H	Longwood	81	46
340	H	NJIT	81	54
348	H	Norfolk St.	86	50

LAST 12 Division I GAMES:									
39	A	Duke	52	67	133	A	Wake Forest	52	50
34	A	North Carolina St.	52	63	1	H	Notre Dame	46	74
148	H	Pittsburgh	55	58	42	H	Miami (FL)	76	56
12	A	Florida St.	48	70	206	H	Richmond	71	51
76	A	Georgia Tech	78	67	240	H	Coppin St.	75	40
15	H	Louisville	41	59	6	A	Ohio St.	73	93

Non-Div I Games:

Virginia

Loss, Non-Conf, S Site, H Home A Away N Neutral

Average RPI Win:	204	WON-LOST	WINNING	LAST 10	STRENGTH OF	OPP. STRENGTH	TEAM	ADJ.	CONF.	ADJ CONF.
Average RPI Loss:	38	RECORD	PCT. RANK	GAMES	SCHEDULE	OF SCHEDULE	RPI	RPI	RPI	RPI
DIV. I ONLY	14- 8	101	3- 7	118	51	101	101	5	5	
DIV. I NON-CONF.	12- 1	10	3- 0	294	132	83	83	5	5	
TOTALS	RPI 1-25	RPI 26-50	W-L RECORDS	RPI 51-100	RPI 101-150	RPI 150+				
14- 8	1- 3	0- 3	OVERALL	1- 2	1- 0	11- 0				
12- 3	0- 0	0- 2	HOME	1- 1	0- 0	11- 0				
2- 5	1- 3	0- 1	AWAY	0- 1	1- 0	0- 0				
0- 0	0- 0	0- 0	NEUTRAL	0- 0	0- 0	0- 0				
12- 1	1- 0	0- 0	NON-CONFERENCE	0- 1	1- 0	10- 0				
10- 0	0- 0	0- 0	HOME	0- 0	0- 0	10- 0				
2- 1	1- 0	0- 0	AWAY	0- 1	1- 0	0- 0				
0- 0	0- 0	0- 0	NEUTRAL	0- 0	0- 0	0- 0				
2- 7	0- 3	0- 3	CONFERENCE	1- 1	0- 0	1- 0				
2- 3	0- 0	0- 2	HOME	1- 1	0- 0	1- 0				
0- 4	0- 3	0- 1	AWAY	0- 0	0- 0	0- 0				
0- 0	0- 0	0- 0	NEUTRAL	0- 0	0- 0	0- 0				

RPI 1-25				RPI 26-50				RPI 51-100				RPI 101+ Team's RPI: 101			
RPI	S	Opponent	Score	RPI	S	Opponent	Score	RPI	S	Opponent	Score	RPI	S	Opponent	Score
1	A	Notre Dame	41 80	30	A	Syracuse	39 60	76	H	Georgia Tech	34 51	137	A	Penn St.	64 59
12	A	Florida St.	50 68	34	H	North Carolina St.	61 72	90	H	Boston College	58 33	183	H	George Mason	80 63
13	A	Tennessee	57 43	42	H	Miami (FL)	45 57	97	A	Georgetown	56 73	184	H	Col. of Charleston	81 47
15	A	Louisville	45 56									216	H	Furman	59 30
												220	H	Presbyterian	58 44
												225	H	Radford	47 40
												230	H	Morgan St.	73 33
												234	H	Providence	62 46
												240	H	Coppin St.	72 39
												244	H	Clemson	79 49
												303	H	Wofford	73 42
												342	H	Mt. St. Mary's	59 42
LAST 12 Division I GAMES:															
76	H	Georgia Tech	34 51	30	A	Syracuse	39 60								
12	A	Florida St.	50 68	15	A	Louisville	45 56								
42	H	Miami (FL)	45 57	90	H	Boston College	58 33								
1	A	Notre Dame	41 80	216	H	Furman	59 30								
34	H	North Carolina St.	61 72	225	H	Radford	47 40								
244	H	Clemson	79 49	342	H	Mt. St. Mary's	59 42								

Non-Div I Games:

Virginia Tech

■ Loss,
■ Non-Conf,
■ S Site,
■ H Home
■ A Away
N Neutral

Average RPI Win:	338	WON-LOST	WINNING	LAST 10	STRENGTH OF	OPP. STRENGTH	TEAM	ADJ.	CONF.	ADJ CONF.
Average RPI Loss:	206	RECORD	PCT. RANK	GAMES	SCHEDULE	OF SCHEDULE	RPI	RPI	RPI	RPI
DIV. I ONLY	4- 18	315	2- 8	320	309	338	338	31	31	
DIV. I NON-CONF.	2- 9	296	0- 1	238	114	309	309	32	32	
TOTALS	RPI 1-25	RPI 26-50	W-L RECORDS	RPI 51-100	RPI 101-150	RPI 150+				
4- 18	0- 1	0- 1	OVERALL	0- 0	0- 4	4- 12				
3- 7	0- 0	0- 0	HOME	0- 0	0- 2	3- 5				
1- 11	0- 1	0- 1	AWAY	0- 0	0- 2	1- 7				
0- 0	0- 0	0- 0	NEUTRAL	0- 0	0- 0	0- 0				
2- 9	0- 1	0- 1	NON-CONFERENCE	0- 0	0- 4	2- 3				
2- 2	0- 0	0- 0	HOME	0- 0	0- 2	2- 0				
0- 7	0- 1	0- 1	AWAY	0- 0	0- 2	0- 3				
0- 0	0- 0	0- 0	NEUTRAL	0- 0	0- 0	0- 0				
2- 9	0- 0	0- 0	CONFERENCE	0- 0	0- 0	2- 9				
1- 5	0- 0	0- 0	HOME	0- 0	0- 0	1- 5				
1- 4	0- 0	0- 0	AWAY	0- 0	0- 0	1- 4				
0- 0	0- 0	0- 0	NEUTRAL	0- 0	0- 0	0- 0				

RPI 1-25				RPI 26-50				RPI 51-100				RPI 101+ Team's RPI: 338			
RPI	S	Opponent	Score	RPI	S	Opponent	Score	RPI	S	Opponent	Score	RPI	S	Opponent	Score
6	A	Ohio St.	47 106	41	A	Penn	50 78					107	A	Yale	60 78
												117	H	Stony Brook	62 73
												134	H	Ole Miss	49 86
												148	A	Pittsburgh	41 67
												156	A	Old Dominion	57 71
												196	A	Robert Morris	44 64
												203	H	Bryant	71 82
												227	A	Columbia	48 67
												263	A	Sacred Heart	62 73
												263	H	Sacred Heart	73 77
												276	H	Central Conn. St.	52 62
												286	A	Saint Francis (PA)	78 93
												306	A	Delaware St.	44 66
												307	H	Fairleigh Dickinson	57 73
												324	H	Lafayette	69 48
												327	H	LIU Brooklyn	63 73
												340	H	NJIT	76 53
												342	A	Mt. St. Mary's	55 64
												344	A	St. Francis Brooklyn	82 78
												344	H	St. Francis Brooklyn	70 53
LAST 12 Division I GAMES:															
307	H	Fairleigh Dickinson	57 73	276	H	Central Conn. St.	52 62								
344	A	St. Francis Brooklyn	82 78	263	A	Sacred Heart	62 73								
342	A	Mt. St. Mary's	55 64	203	H	Bryant	71 82								
344	H	St. Francis Brooklyn	70 53	196	A	Robert Morris	44 64								
263	H	Sacred Heart	73 77	286	A	Saint Francis (PA)	78 93								
327	H	LIU Brooklyn	63 73	227	A	Columbia	48 67								

Non-Div I Games:

Wagner

Wake Forest

Through Games Of Feb. 6, 2016

Average RPI Win:	193	WON-LOST	WINNING	LAST 10	STRENGTH OF	OPP. STRENGTH	TEAM	ADJ.	CONF.	ADJ CONF.
Average RPI Loss:	64	RECORD	PCT. RANK	GAMES	SCHEDULE	OF SCHEDULE	RPI	RPI	RPI	RPI
DIV. I ONLY	12- 11	165	3- 7	137	43	133	133	5	5	
DIV. I NON-CONF.	9- 4	96	1- 1	309	99	190	190	5	5	
TOTALS	RPI 1-25	RPI 26-50	W-L RECORDS	RPI 51-100	RPI 101-150	RPI 150+				
12- 11	0- 2	0- 5	OVERALL	1- 1	3- 2	8- 1				
7- 5	0- 1	0- 1	HOME	0- 1	2- 1	5- 1				
4- 5	0- 1	0- 4	AWAY	1- 0	1- 0	2- 0				
1- 1	0- 0	0- 0	NEUTRAL	0- 0	0- 1	1- 0				
9- 4	0- 0	0- 1	NON-CONFERENCE	0- 0	1- 2	8- 1				
6- 2	0- 0	0- 0	HOME	0- 0	1- 1	5- 1				
2- 1	0- 0	0- 1	AWAY	0- 0	0- 0	2- 0				
1- 1	0- 0	0- 0	NEUTRAL	0- 0	0- 1	1- 0				
3- 7	0- 2	0- 4	CONFERENCE	1- 1	2- 0	0- 0				
1- 3	0- 1	0- 1	HOME	0- 1	1- 0	0- 0				
2- 4	0- 1	0- 3	AWAY	1- 0	1- 0	0- 0				
0- 0	0- 0	0- 0	NEUTRAL	0- 0	0- 0	0- 0				

RPI 1-25				RPI 26-50				RPI 51-100				RPI 101+ Team's RPI: 133			
RPI	S	Opponent	Score	RPI	S	Opponent	Score	RPI	S	Opponent	Score	RPI	S	Opponent	Score
12	H	Florida St.	55 96	30	H	Syracuse	65 91	85	H	Virginia	50 52	112	H	Belmont	64 78
15	A	Louisville	54 78	33	A	Missouri	81 94	90	A	Boston College	65 59	115	H	North Carolina	75 63
				34	A	North Carolina St.	47 64					116	H	LSU	60 57
				39	A	Duke	68 95					143	N	Hampton	42 47
				42	A	Miami (FL)	60 71					148	A	Pittsburgh	60 49
												153	H	ETSU	69 52
												158	H	Wisconsin	51 64
												168	H	Davidson	77 58
												170	H	Jacksonville	57 51
												206	H	Richmond	43 33
												254	A	American	71 70
												283	H	La Salle	61 53
												305	N	Coastal Caro.	81 52
												310	A	FIU	57 53
LAST 12 Division I GAMES:															
148	A	Pittsburgh	60 49	42	A	Miami (FL)	60 71								
15	A	Louisville	54 78	85	H	Virginia	50 52								
12	H	Florida St.	55 96	39	A	Duke	68 95								
90	A	Boston College	65 59	34	A	North Carolina St.	47 64								
115	H	North Carolina	75 63	310	A	FIU	57 53								
30	H	Syracuse	65 91	143	N	Hampton	42 47								

Non-Div I Games:

Wake Forest

■ Loss,
 ■ Non-Conf,
 ■ S Site,
 ■ H Home
 ■ A Away
 N Neutral

Average RPI Win: 122		WON-LOST	WINNING	LAST 10	STRENGTH OF		OPP. STRENGTH	TEAM	ADJ.	CONF.	ADJ CONF.
Average RPI Loss: 25		RECORD	PCT. RANK	GAMES	SCHEDULE		OF SCHEDULE	RPI	RPI	RPI	RPI
DIV. I ONLY		16- 6	54	6- 4	23		15	28	28	1	1
DIV. I NON-CONF.		9- 2	37	1- 0	51		116	39	39	1	1
TOTALS		RPI 1-25	RPI 26-50		W-L RECORDS		RPI 51-100	RPI 101-150		RPI 150+	
16- 6	1- 3	1- 2		OVERALL		7- 1	2- 0		5- 0		
10- 3	1- 2	1- 1		HOME		4- 0	0- 0		4- 0		
5- 2	0- 1	0- 0		AWAY		3- 1	1- 0		1- 0		
1- 1	0- 0	0- 1		NEUTRAL		0- 0	1- 0		0- 0		
9- 2	0- 0	0- 2		NON-CONFERENCE		3- 0	2- 0		4- 0		
6- 1	0- 0	0- 1		HOME		2- 0	0- 0		4- 0		
2- 0	0- 0	0- 0		AWAY		1- 0	1- 0		0- 0		
1- 1	0- 0	0- 1		NEUTRAL		0- 0	1- 0		0- 0		
7- 4	1- 3	1- 0		CONFERENCE		4- 1	0- 0		1- 0		
4- 2	1- 2	1- 0		HOME		2- 0	0- 0		0- 0		
3- 2	0- 1	0- 0		AWAY		2- 1	0- 0		1- 0		
0- 0	0- 0	0- 0		NEUTRAL		0- 0	0- 0		0- 0		

RPI	S	Opponent	Score	RPI	S	Opponent	Score	RPI	S	Opponent	Score	RPI	S	Opponent	Score
5	A	Stanford	53 69	26	H	Southern California	69 60	63	A	Washington St.	79 64	121	A	Fresno St.	89 79
7	H	Oregon St.	53 61	30	N	Syracuse	62 66	63	H	Washington St.	69 63	128	N	Texas Tech	77 73
9	H	UCLA	64 56	31	H	Oklahoma	68 71	67	H	Santa Clara	100 55	174	A	Colorado	76 74
10	H	Arizona St.	61 68					68	A	Utah	83 88	190	H	Weber St.	69 56
								69	H	UC Riverside	78 43	248	H	Seattle	96 55
								73	A	California	75 65	260	H	San Diego St.	80 51
								88	A	South Dakota	77 64	279	H	Portland	83 65
								99	H	Arizona	63 47				
LAST 12 Division I GAMES:															
7	H	Oregon St.	53 61	99	H	Arizona	63 47								
73	A	California	75 65	10	H	Arizona St.	61 68								
5	A	Stanford	53 69	68	A	Utah	83 88								
63	H	Washington St.	69 63	174	A	Colorado	76 74								
26	H	Southern California	69 60	63	A	Washington St.	79 64								
9	H	UCLA	64 56	190	H	Weber St.	69 56								

Non-Div I Games:

Washington

Average RPI Win:	156	WON-LOST	WINNING	LAST 10	STRENGTH OF	OPP. STRENGTH	TEAM	ADJ.	CONF.	ADJ CONF.
Average RPI Loss:	36	RECORD	PCT. RANK	GAMES	SCHEDULE	OF SCHEDULE	RPI	RPI	RPI	RPI
DIV. I ONLY	12- 10	149	3- 7	38	13	63	63	1	1	
DIV. I NON-CONF.	9- 2	37	1- 0	98	87	20	20	1	1	
TOTALS	RPI 1-25	RPI 26-50	W-L RECORDS	RPI 51-100	RPI 101-150	RPI 150+				
12- 10	0- 4	1- 3	OVERALL	3- 3	2- 0	6- 0				
6- 4	0- 2	1- 1	HOME	2- 1	1- 0	2- 0				
5- 6	0- 2	0- 2	AWAY	1- 2	1- 0	3- 0				
1- 0	0- 0	0- 0	NEUTRAL	0- 0	0- 0	1- 0				
9- 2	0- 1	0- 1	NON-CONFERENCE	2- 0	2- 0	5- 0				
4- 0	0- 0	0- 0	HOME	1- 0	1- 0	2- 0				
4- 2	0- 1	0- 1	AWAY	1- 0	1- 0	2- 0				
1- 0	0- 0	0- 0	NEUTRAL	0- 0	0- 0	1- 0				
3- 8	0- 3	1- 2	CONFERENCE	1- 3	0- 0	1- 0				
2- 4	0- 2	1- 1	HOME	1- 1	0- 0	0- 0				
1- 4	0- 1	0- 1	AWAY	0- 2	0- 0	1- 0				
0- 0	0- 0	0- 0	NEUTRAL	0- 0	0- 0	0- 0				

RPI 1-25				RPI 26-50				RPI 51-100				Team's RPI: 63	RPI 101+			
RPI	S	Opponent	Score	RPI	S	Opponent	Score	RPI	S	Opponent	Score		RPI	S	Opponent	Score
5	A	Stanford	52 69	26	H	Southern California	73 61	65	A	San Diego	78 72		129	A	Boise St.	57 52
9	H	UCLA	73 75	28	A	Washington	63 69	68	A	Utah	71 73		143	H	Hampton	68 61
10	H	Arizona St.	45 63	28	H	Washington	64 79	71	H	Oregon	48 73		154	A	Hawaii	62 52
17	A	Oklahoma St.	60 70	47	A	St. Mary's (CA)	71 75	73	A	California	71 74		174	A	Colorado	74 66
								92	H	Gonzaga	55 48		192	A	Kansas	66 53
								99	H	Arizona	67 46		213	H	San Jose St.	95 80
													267	H	UC Santa Barbara	61 44
													315	N	Nevada	70 57
LAST 12 Division I GAMES:																
71	H	Oregon	48 73	10	H	Arizona St.	45 63									
5	A	Stanford	52 69	99	H	Arizona	67 46									
73	A	California	71 74	174	A	Colorado	74 66									
28	A	Washington	63 69	68	A	Utah	71 73									
9	H	UCLA	73 75	28	H	Washington	64 79									
26	H	Southern California	73 61	192	A	Kansas	66 53									

Non-Div I Games:

Washington St.

■ Loss,
■ Non-Conf,
■ S Site,
■ H Home
■ A Away
N Neutral

Average RPI Win:	244	WON-LOST	WINNING	LAST 10	STRENGTH OF	OPP. STRENGTH	TEAM	ADJ.	CONF.	ADJ CONF.
Average RPI Loss:	120	RECORD	PCT. RANK	GAMES	SCHEDULE	OF SCHEDULE	RPI	RPI	RPI	RPI
DIV. I ONLY	13- 6	80	7- 3	340	93	190	190	20	20	
DIV. I NON-CONF.	6- 3	100	0- 1	315	89	169	169	20	20	
TOTALS	RPI 1-25	RPI 26-50	W-L RECORDS	RPI 51-100	RPI 101-150	RPI 150+				
13- 6	0- 1	0- 1	OVERALL	0- 0	1- 1	12- 3				
4- 4	0- 1	0- 0	HOME	0- 0	0- 1	4- 2				
8- 2	0- 0	0- 1	AWAY	0- 0	1- 0	7- 1				
1- 0	0- 0	0- 0	NEUTRAL	0- 0	0- 0	1- 0				
6- 3	0- 1	0- 1	NON-CONFERENCE	0- 0	0- 0	6- 1				
1- 2	0- 1	0- 0	HOME	0- 0	0- 0	1- 1				
4- 1	0- 0	0- 1	AWAY	0- 0	0- 0	4- 0				
1- 0	0- 0	0- 0	NEUTRAL	0- 0	0- 0	1- 0				
7- 3	0- 0	0- 0	CONFERENCE	0- 0	1- 1	6- 2				
3- 2	0- 0	0- 0	HOME	0- 0	0- 1	3- 1				
4- 1	0- 0	0- 0	AWAY	0- 0	1- 0	3- 1				
0- 0	0- 0	0- 0	NEUTRAL	0- 0	0- 0	0- 0				

RPI 1-25				RPI 26-50				RPI 51-100				RPI 101+ Team's RPI: 190			
RPI	S	Opponent	Score	RPI	S	Opponent	Score	RPI	S	Opponent	Score	RPI	S	Opponent	Score
14	H	BYU	51 68	28	A	Washington	56 69					126	A	North Dakota	62 56
												126	H	North Dakota	78 85
												166	A	Northern Colo.	63 65
												166	H	Northern Colo.	82 79
												184	H	Col. of Charleston	42 50
												199	A	Idaho St.	61 46
												199	H	Idaho St.	57 58
												201	A	North Texas	45 38
												210	H	Sacramento St.	77 66
												214	H	Utah Valley	61 56
												233	N	Stephen F. Austin	56 46
												255	A	Northern Ariz.	76 56
												279	A	Portland	57 55
												300	A	Denver	61 49
												323	H	Portland St.	102 73
												328	A	Southern Utah	69 51
												341	A	Cal St. Fullerton	60 40
LAST 12 Division I GAMES:															
126	H	North Dakota	78 85	323	H	Portland St.	102 73								
166	H	Northern Colo.	82 79	166	A	Northern Colo.	63 65								
328	A	Southern Utah	69 51	126	A	North Dakota	62 56								
255	A	Northern Ariz.	76 56	199	A	Idaho St.	61 46								
199	H	Idaho St.	57 58	28	A	Washington	56 69								
210	H	Sacramento St.	77 66	214	H	Utah Valley	61 56								

Non-Div I Games: Westminster (UT) 79 46 Bethesda (CA) 86 60

Weber St.

Loss, Non-Conf, S Site, H Home A Away N Neutral

West Virginia

Through Games Of Feb. 6, 2016

Average RPI Win:	164	WON-LOST	WINNING	LAST 10	STRENGTH OF	OPP. STRENGTH	TEAM	ADJ.	CONF.	ADJ CONF.
Average RPI Loss:	28	RECORD	PCT. RANK	GAMES	SCHEDULE	OF SCHEDULE	RPI	RPI	RPI	RPI
DIV. I ONLY	18- 6	47	7- 3	57	47	38	38	3	3	
DIV. I NON-CONF.	11- 2	28	1- 0	158	176	51	51	3	3	
TOTALS	RPI 1-25	RPI 26-50	W-L RECORDS	RPI 51-100	RPI 101-150	RPI 150+				
18- 6	0- 3	1- 2	OVERALL	5- 1	4- 0	8- 0				
9- 2	0- 2	0- 0	HOME	2- 0	1- 0	6- 0				
4- 3	0- 1	0- 1	AWAY	2- 1	1- 0	1- 0				
5- 1	0- 0	1- 1	NEUTRAL	1- 0	2- 0	1- 0				
11- 2	0- 0	1- 1	NON-CONFERENCE	2- 1	2- 0	6- 0				
6- 0	0- 0	0- 0	HOME	1- 0	0- 0	5- 0				
0- 1	0- 0	0- 0	AWAY	0- 1	0- 0	0- 0				
5- 1	0- 0	1- 1	NEUTRAL	1- 0	2- 0	1- 0				
7- 4	0- 3	0- 1	CONFERENCE	3- 0	2- 0	2- 0				
3- 2	0- 2	0- 0	HOME	1- 0	1- 0	1- 0				
4- 2	0- 1	0- 1	AWAY	2- 0	1- 0	1- 0				
0- 0	0- 0	0- 0	NEUTRAL	0- 0	0- 0	0- 0				

RPI 1-25				RPI 26-50				Team's RPI: 38				RPI 51-100				RPI 101+			
RPI	S	Opponent	Score	RPI	S	Opponent	Score	RPI	S	Opponent	Score	RPI	S	Opponent	Score	RPI	S	Opponent	Score
4	A	Baylor	64 69	26	N	Southern California	67 78	52	A	Kansas St.	72 53	107	N	Yale	70 60				
4	H	Baylor	61 71	31	A	Oklahoma	54 57	52	H	Kansas St.	64 44	128	A	Texas Tech	69 42				
8	H	Texas	54 65	46	N	Indiana	75 64	55	N	James Madison	69 62	128	H	Texas Tech	79 57				
								78	H	Elon	67 57	139	N	Marshall	66 60				
								92	A	Gonzaga	57 62	192	A	Kansas	65 45				
								94	A	TCU	97 84	192	H	Kansas	72 35				
												232	N	Grand Canyon	68 50				
												240	H	Coppin St.	96 64				
												296	H	Morehead St.	94 56				
												306	H	Delaware St.	77 34				
												307	H	Fairleigh Dickinson	91 42				
												316	H	Longwood	74 43				
LAST 12 Division I GAMES:																			
52	H	Kansas St.	64 44	4	A	Baylor	64 69	128	H	Texas Tech	79 57	52	A	Kansas St.	72 53				
128	A	Texas Tech	69 42	4	H	Baylor	61 71	192	A	Kansas	65 45	8	H	Texas	54 65				
31	A	Oklahoma	54 57	94	A	TCU	97 84	78	H	Elon	67 57								
94	A	TCU	97 84	192	H	Kansas	72 35												

Non-Div I Games:

West Virginia

■ Loss,
 ■ Non-Conf,
 ■ S Site,
 ■ Home
 ■ A Away
 N Neutral

Average RPI Win:	297	WON-LOST	WINNING	LAST 10	STRENGTH OF	OPP. STRENGTH	TEAM	ADJ.	CONF.	ADJ CONF.
Average RPI Loss:	169	RECORD	PCT. RANK	GAMES	SCHEDULE	OF SCHEDULE	RPI	RPI	RPI	RPI
DIV. I ONLY	3- 17	325	2- 7	125	316	294	294	17	17	
DIV. I NON-CONF.	1- 10	330	0- 2	141	346	308	308	16	16	
TOTALS	RPI 1-25	RPI 26-50	W-L RECORDS	RPI 51-100	RPI 101-150	RPI 150+				
3- 17	0- 0	0- 2	OVERALL	0- 1	0- 5	3- 9				
2- 5	0- 0	0- 0	HOME	0- 0	0- 3	2- 2				
0- 12	0- 0	0- 2	AWAY	0- 1	0- 2	0- 7				
1- 0	0- 0	0- 0	NEUTRAL	0- 0	0- 0	1- 0				
1- 10	0- 0	0- 2	NON-CONFERENCE	0- 0	0- 1	1- 7				
0- 2	0- 0	0- 0	HOME	0- 0	0- 1	0- 1				
0- 8	0- 0	0- 2	AWAY	0- 0	0- 0	0- 6				
1- 0	0- 0	0- 0	NEUTRAL	0- 0	0- 0	1- 0				
2- 7	0- 0	0- 0	CONFERENCE	0- 1	0- 4	2- 2				
2- 3	0- 0	0- 0	HOME	0- 0	0- 2	2- 1				
0- 4	0- 0	0- 0	AWAY	0- 1	0- 2	0- 1				
0- 0	0- 0	0- 0	NEUTRAL	0- 0	0- 0	0- 0				

RPI 1-25				RPI 26-50				RPI 51-100				RPI 101+				Team's RPI: 294
RPI	S	Opponent	Score	RPI	S	Opponent	Score	RPI	S	Opponent	Score	RPI	S	Opponent	Score	
				34	A	North Carolina St.	55 86	58	A	Chattanooga	59 77	123	A	Samford	52 57	
				39	A	Duke	47 84					123	H	Samford	42 59	
												130	A	Mercer	42 63	
												130	H	Mercer	88 92	
												146	H	UNC Asheville	45 67	
												153	A	ETSU	62 74	
												168	A	Davidson	51 64	
												208	A	Eastern Ky.	62 91	
												216	H	Furman	76 83	
												235	A	USC Upstate	59 68	
												252	H	Bethune-Cookman	59 66	
												282	A	Campbell	66 73	
												284	A	Kennesaw St.	53 65	
												285	H	UNCG	84 72	
												295	A	Charleston So.	59 80	
												302	N	Florida A&M	69 53	
												303	H	Wofford	74 72	
LAST 12 Division I GAMES:																
				123	A	Samford	52 57	58	A	Chattanooga	59 77					
				130	A	Mercer	42 63	130	H	Mercer	88 92					
				285	H	UNCG	84 72	123	H	Samford	42 59					
				303	H	Wofford	74 72	235	A	USC Upstate	59 68					
				216	H	Furman	76 83	39	A	Duke	47 84					
				153	A	ETSU	62 74	295	A	Charleston So.	59 80					

Non-Div I Games: Anderson (SC) 72 55 Brevard 68 60 Warren Wilson 106 52

Western Caro.

Average RPI Win:	283	WON-LOST	WINNING	LAST 10	STRENGTH OF	OPP. STRENGTH	TEAM	ADJ.	CONF.	ADJ CONF.
Average RPI Loss:	142	RECORD	PCT. RANK	GAMES	SCHEDULE	OF SCHEDULE	RPI	RPI	RPI	RPI
DIV. I ONLY	11- 11	168	5- 5	281	256	226	226	18	18	
DIV. I NON-CONF.	5- 6	180	1- 0	284	272	243	243	19	19	
TOTALS	RPI 1-25	RPI 26-50	W-L RECORDS	RPI 51-100	RPI 101-150	RPI 150+				
11- 11	0- 0	0- 1	OVERALL	0- 3	0- 3	11- 4				
6- 4	0- 0	0- 0	HOME	0- 1	0- 1	6- 2				
4- 6	0- 0	0- 1	AWAY	0- 2	0- 2	4- 1				
1- 1	0- 0	0- 0	NEUTRAL	0- 0	0- 0	1- 1				
5- 6	0- 0	0- 1	NON-CONFERENCE	0- 1	0- 1	5- 3				
2- 2	0- 0	0- 0	HOME	0- 0	0- 0	2- 2				
2- 3	0- 0	0- 1	AWAY	0- 1	0- 1	2- 0				
1- 1	0- 0	0- 0	NEUTRAL	0- 0	0- 0	1- 1				
6- 5	0- 0	0- 0	CONFERENCE	0- 2	0- 2	6- 1				
4- 2	0- 0	0- 0	HOME	0- 1	0- 1	4- 0				
2- 3	0- 0	0- 0	AWAY	0- 1	0- 1	2- 1				
0- 0	0- 0	0- 0	NEUTRAL	0- 0	0- 0	0- 0				

RPI S	Opponent	Score	RPI S	Opponent	Score	RPI S	Opponent	Score	RPI S	Opponent	Score	Team's RPI: 226
43	A Iowa	81 96	52	A Kansas St.	45 84	111	A IUPUI	87 96	111	H IUPUI	60 68	
			57	A South Dakota St.	63 85	126	A North Dakota	67 78	155	H SIUE	78 74	
			88	H South Dakota	77 102	161	H Oral Roberts	72 61	200	H Southeast Mo. St.	84 89	
						219	H Ill.-Chicago	70 78	252	N Bethune-Cookman	75 59	
						262	A Omaha	66 79	262	H Omaha	74 55	
						293	N Towson	77 83	300	H Denver	63 60	
						317	A Illinois St.	79 64	319	A North Dakota St.	94 82	
						333	A IPFW	78 74	333	H IPFW	88 87	
						337	A Eastern Ill.	92 69	339	H Chicago St.	88 50	
LAST 12 Division I GAMES:												
111	A IUPUI	87 96	300	H Denver	63 60							
333	H IPFW	88 87	111	H IUPUI	60 68							
262	H Omaha	74 55	333	A IPFW	78 74							
88	H South Dakota	77 102	262	A Omaha	66 79							
57	A South Dakota St.	63 85	161	H Oral Roberts	72 61							
319	A North Dakota St.	94 82	317	A Illinois St.	79 64							

Non-Div I Games: Ashford 86 58 Central Methodist 108 46

Western Ill.

Average RPI Win:	186	WON-LOST	WINNING	LAST 10	STRENGTH OF	OPP. STRENGTH	TEAM	ADJ.	CONF.	ADJ CONF.
Average RPI Loss:	73	RECORD	PCT. RANK	GAMES	SCHEDULE	OF SCHEDULE	RPI	RPI	RPI	RPI
DIV. I ONLY	17- 4	32	8- 2	178	90	56	56	12	12	
DIV. I NON-CONF.	8- 2	51	1- 0	214	92	58	58	10	10	
TOTALS	RPI 1-25	RPI 26-50	W-L RECORDS	RPI 51-100	RPI 101-150	RPI 150+				
17- 4	1- 1	0- 0	OVERALL	1- 2	2- 1	13- 0				
10- 1	1- 1	0- 0	HOME	1- 0	2- 0	6- 0				
6- 3	0- 0	0- 0	AWAY	0- 2	0- 1	6- 0				
1- 0	0- 0	0- 0	NEUTRAL	0- 0	0- 0	1- 0				
8- 2	1- 0	0- 0	NON-CONFERENCE	0- 1	1- 1	6- 0				
4- 0	1- 0	0- 0	HOME	0- 0	1- 0	2- 0				
3- 2	0- 0	0- 0	AWAY	0- 1	0- 1	3- 0				
1- 0	0- 0	0- 0	NEUTRAL	0- 0	0- 0	1- 0				
9- 2	0- 1	0- 0	CONFERENCE	1- 1	1- 0	7- 0				
6- 1	0- 1	0- 0	HOME	1- 0	1- 0	4- 0				
3- 1	0- 0	0- 0	AWAY	0- 1	0- 0	3- 0				
0- 0	0- 0	0- 0	NEUTRAL	0- 0	0- 0	0- 0				

RPI 1-25				RPI 26-50				RPI 51-100 Team's RPI: 56				RPI 101+			
RPI	S	Opponent	Score	RPI	S	Opponent	Score	RPI	S	Opponent	Score	RPI	S	Opponent	Score
15	H	Louisville	71 69					54	A	Ball St.	60 74	112	H	Belmont	80 65
25	H	UTEP	78 85					80	A	Middle Tenn.	75 83	134	A	Ole Miss	53 59
								93	H	Charlotte	77 66	139	H	Marshall	81 52
												156	H	Old Dominion	68 51
												157	A	Texas-Arlington	73 64
												163	A	UAB	63 49
												164	A	Fla. Atlantic	81 62
												183	N	George Mason	84 58
												184	A	Col. of Charleston	78 44
												201	H	North Texas	65 53
												208	H	Eastern Ky.	76 60
												228	H	UTSA	72 65
												245	H	Rice	52 49
												265	H	Austin Peay	88 69
												310	A	FIU	71 69
												335	A	Lipscomb	64 56
LAST 12 Division I GAMES:															
25	H	UTEP	78 85	201	H	North Texas	65 53								
228	H	UTSA	72 65	245	H	Rice	52 49								
80	A	Middle Tenn.	75 83	164	A	Fla. Atlantic	81 62								
163	A	UAB	63 49	310	A	FIU	71 69								
93	H	Charlotte	77 66	139	H	Marshall	81 52								
156	H	Old Dominion	68 51	112	H	Belmont	80 65								

Non-Div I Games: Alas. Anchorage 62 58

Western Ky.

Average RPI Win:	253	WON-LOST	WINNING	LAST 10	STRENGTH OF	OPP. STRENGTH	TEAM	ADJ.	CONF.	ADJ CONF.
Average RPI Loss:	70	RECORD	PCT. RANK	GAMES	SCHEDULE	OF SCHEDULE	RPI	RPI	RPI	RPI
DIV. I ONLY	11- 10	156	5- 5	134	166	125	125	11	11	
DIV. I NON-CONF.	6- 4	125	0- 0	129	201	100	100	13	13	
TOTALS	RPI 1-25	RPI 26-50	W-L RECORDS	RPI 51-100	RPI 101-150	RPI 150+				
11- 10	0- 1	0- 2	OVERALL	0- 4	2- 3	9- 0				
5- 2	0- 0	0- 0	HOME	0- 1	0- 1	5- 0				
5- 6	0- 1	0- 1	AWAY	0- 2	2- 2	3- 0				
1- 2	0- 0	0- 1	NEUTRAL	0- 1	0- 0	1- 0				
6- 4	0- 1	0- 1	NON-CONFERENCE	0- 2	1- 0	5- 0				
2- 0	0- 0	0- 0	HOME	0- 0	0- 0	2- 0				
3- 2	0- 1	0- 0	AWAY	0- 1	1- 0	2- 0				
1- 2	0- 0	0- 1	NEUTRAL	0- 1	0- 0	1- 0				
5- 6	0- 0	0- 1	CONFERENCE	0- 2	1- 3	4- 0				
3- 2	0- 0	0- 0	HOME	0- 1	0- 1	3- 0				
2- 4	0- 0	0- 1	AWAY	0- 1	1- 2	1- 0				
0- 0	0- 0	0- 0	NEUTRAL	0- 0	0- 0	0- 0				

RPI 1-25				RPI 26-50				RPI 51-100				RPI 101+ Team's RPI: 125			
RPI	S	Opponent	Score	RPI	S	Opponent	Score	RPI	S	Opponent	Score	RPI	S	Opponent	Score
18	A	Michigan St.	40 78	29	N	Mississippi St.	68 90	54	H	Ball St.	53 77	108	A	Toledo	73 80
				35	A	Ohio	63 73	74	N	FGCU	42 60	108	H	Toledo	68 80
								79	A	Northwestern	62 86	110	A	Eastern Mich.	66 70
								84	A	Central Mich.	51 53	132	A	Buffalo	92 78
												142	A	Loyola Chicago	68 45
												162	H	Detroit	70 66
												222	N	Gardner-Webb	71 44
												231	H	Bowling Green	74 45
												251	H	Miami (OH)	80 66
												314	A	Bradley	72 59
												331	A	Kent St.	65 53
												331	H	Kent St.	73 52
												333	A	IPFW	70 48
												339	H	Chicago St.	65 56
LAST 12 Division I GAMES:															
110	A	Eastern Mich.	66 70	251	H	Miami (OH)	80 66	331	H	Kent St.	73 52				
108	H	Toledo	68 80	108	A	Toledo	73 80	231	H	Bowling Green	74 45				
331	A	Kent St.	65 53	54	H	Ball St.	53 77	35	A	Ohio	63 73				
84	A	Central Mich.	51 53	132	A	Buffalo	92 78	74	N	FGCU	42 60				

Non-Div I Games: Ferris St. 73 41 Wis.-Parkside 56 49

Western Mich.

Loss, Non-Conf, S Site, H Home A Away N Neutral

Average RPI Win:	264	WON-LOST	WINNING	LAST 10	STRENGTH OF	OPP. STRENGTH	TEAM	ADJ.	CONF.	ADJ CONF.
Average RPI Loss:	158	RECORD	PCT. RANK	GAMES	SCHEDULE	OF SCHEDULE	RPI	RPI	RPI	RPI
DIV. I ONLY	5- 16	292	1- 1	181	217	287	287	21	21	
DIV. I NON-CONF.	3- 8	258	1- 0	159	230	258	258	17	17	
TOTALS	RPI 1-25	RPI 26-50	W-L RECORDS	RPI 51-100	RPI 101-150	RPI 150+				
5- 16	0- 1	0- 1	OVERALL	0- 2	1- 5	4- 7				
4- 7	0- 1	0- 1	HOME	0- 1	1- 2	3- 2				
1- 8	0- 0	0- 0	AWAY	0- 1	0- 3	1- 4				
0- 1	0- 0	0- 0	NEUTRAL	0- 0	0- 0	0- 1				
3- 8	0- 1	0- 1	NON-CONFERENCE	0- 1	0- 1	3- 4				
2- 4	0- 1	0- 1	HOME	0- 0	0- 0	2- 2				
1- 3	0- 0	0- 0	AWAY	0- 1	0- 1	1- 1				
0- 1	0- 0	0- 0	NEUTRAL	0- 0	0- 0	0- 1				
2- 8	0- 0	0- 0	CONFERENCE	0- 1	1- 4	1- 3				
2- 3	0- 0	0- 0	HOME	0- 1	1- 2	1- 0				
0- 5	0- 0	0- 0	AWAY	0- 0	0- 2	0- 3				
0- 0	0- 0	0- 0	NEUTRAL	0- 0	0- 0	0- 0				

RPI 1-25				RPI 26-50				RPI 51-100				RPI 101+ Team's RPI: 287			
RPI	S	Opponent	Score	RPI	S	Opponent	Score	RPI	S	Opponent	Score	RPI	S	Opponent	Score
13	H	Tennessee	51 58	33	H	Missouri	37 57	53	A	Arkansas St.	40 67	106	A	Drake	59 81
								91	H	Missouri St.	57 77	106	H	Drake	56 87
												114	A	Creighton	54 79
												118	H	UNI	44 55
												142	A	Loyola Chicago	55 60
												144	H	Southern Ill.	57 48
												181	H	Eastern Wash.	62 67
												200	H	Southeast Mo. St.	62 66
												206	N	Richmond	50 63
												249	A	Indiana St.	33 59
												273	H	Prairie View	64 36
												275	H	N.C. A&T	55 53
												280	A	Tennessee Tech	48 54
												310	A	FIU	76 62
												314	A	Bradley	44 50
												317	A	Illinois St.	49 70
												318	H	Evansville	58 50
LAST 12 Division I GAMES:															
310	A	FIU	76 62	142	A	Loyola Chicago	55 60								
106	A	Drake	59 81	106	H	Drake	56 87								
91	H	Missouri St.	57 77	118	H	UNI	44 55								
318	H	Evansville	58 50	317	A	Illinois St.	49 70								
144	H	Southern Ill.	57 48	249	A	Indiana St.	33 59								
314	A	Bradley	44 50	280	A	Tennessee Tech	48 54								

Non-Div I Games:

Wichita St.

■ Loss,
 ■ Non-Conf, S Site,
 ■ Home
 ■ Away
 N Neutral

Average RPI Win:	246	WON-LOST	WINNING	LAST 10	STRENGTH OF	OPP. STRENGTH	TEAM	ADJ.	CONF.	ADJ CONF.
Average RPI Loss:	135	RECORD	PCT. RANK	GAMES	SCHEDULE	OF SCHEDULE	RPI	RPI	RPI	RPI
DIV. I ONLY	13- 8	106	4- 6	323	169	182	182	13	13	
DIV. I NON-CONF.	9- 2	37	1- 1	346	280	157	157	12	12	
TOTALS	RPI 1-25	RPI 26-50	W-L RECORDS	RPI 51-100	RPI 101-150	RPI 150+				
13- 8	0- 0	0- 0	OVERALL	1- 4	0- 0	12- 4				
8- 2	0- 0	0- 0	HOME	1- 1	0- 0	7- 1				
5- 6	0- 0	0- 0	AWAY	0- 0	0- 0	5- 2				
0- 0	0- 0	0- 0	NEUTRAL	0- 0	0- 0	0- 0				
9- 2	0- 0	0- 0	NON-CONFERENCE	0- 1	0- 0	9- 1				
5- 0	0- 0	0- 0	HOME	0- 0	0- 0	5- 0				
4- 2	0- 0	0- 0	AWAY	0- 1	0- 0	4- 1				
0- 0	0- 0	0- 0	NEUTRAL	0- 0	0- 0	0- 0				
4- 6	0- 0	0- 0	CONFERENCE	1- 3	0- 0	3- 3				
3- 2	0- 0	0- 0	HOME	1- 1	0- 0	2- 1				
1- 4	0- 0	0- 0	AWAY	0- 2	0- 0	1- 2				
0- 0	0- 0	0- 0	NEUTRAL	0- 0	0- 0	0- 0				

RPI S	Opponent	Score	RPI S	Opponent	Score	RPI S	Opponent	Score	RPI S	Opponent	Score	Team's RPI: 182
						55	H James Madison	65 59	156	H Old Dominion	75 64	
						75	H Drexel	50 67	179	A Delaware	63 67	
						77	A Hofstra	45 75	184	H Col. of Charleston	51 55	
						78	A Elon	51 73	187	A Northeastern	68 69	
						96	A VCU	47 73	187	H Northeastern	69 62	
									202	H Grambling	74 55	
									206	A Richmond	50 56	
									244	A Clemson	58 41	
									253	H UNCW	77 65	
									254	H American	62 51	
									257	A Loyola Maryland	62 61	
									293	A Towson	73 54	
									303	H Wofford	75 55	
									306	A Delaware St.	65 59	
									342	A Mt. St. Mary's	76 74	
									348	H Norfolk St.	67 47	
LAST 12 Division I GAMES:												
			78	A Elon	51 73		187	A Northeastern	68 69			
			187	H Northeastern	69 62		75	H Drexel	50 67			
			184	H Col. of Charleston	51 55		293	A Towson	73 54			
			179	A Delaware	63 67		55	H James Madison	65 59			
			253	H UNCW	77 65		156	H Old Dominion	75 64			
			77	A Hofstra	45 75		96	A VCU	47 73			

Non-Div I Games:

William & Mary

■ Loss,
 ■ Non-Conf,
 ■ S Site,
 ■ H Home
 ■ A Away
 N Neutral

Average RPI Win: 284	WON-LOST	WINNING	LAST 10	STRENGTH OF	OPP. STRENGTH	TEAM	ADJ.	CONF.	ADJ CONF.
Average RPI Loss: 168	RECORD	PCT. RANK	GAMES	SCHEDULE	OF SCHEDULE	RPI	RPI	RPI	RPI
DIV. I ONLY	3- 19	331	1- 9	141	278	313	313	26	26
DIV. I NON-CONF.	1- 8	320	0- 1	44	63	244	244	28	28
TOTALS	RPI 1-25	RPI 26-50	W-L RECORDS	RPI 51-100	RPI 101-150	RPI 150+			
3- 19	0- 1	0- 3	OVERALL	0- 1	0- 4	3- 10			
3- 5	0- 0	0- 0	HOME	0- 0	0- 1	3- 4			
0- 13	0- 1	0- 2	AWAY	0- 1	0- 3	0- 6			
0- 1	0- 0	0- 1	NEUTRAL	0- 0	0- 0	0- 0			
1- 8	0- 1	0- 3	NON-CONFERENCE	0- 1	0- 1	1- 2			
1- 0	0- 0	0- 0	HOME	0- 0	0- 0	1- 0			
0- 7	0- 1	0- 2	AWAY	0- 1	0- 1	0- 2			
0- 1	0- 0	0- 1	NEUTRAL	0- 0	0- 0	0- 0			
2- 11	0- 0	0- 0	CONFERENCE	0- 0	0- 3	2- 8			
2- 5	0- 0	0- 0	HOME	0- 0	0- 1	2- 4			
0- 6	0- 0	0- 0	AWAY	0- 0	0- 2	0- 4			
0- 0	0- 0	0- 0	NEUTRAL	0- 0	0- 0	0- 0			

RPI 1-25				RPI 26-50				RPI 51-100				RPI 101+ Team's RPI: 313			
RPI	S	Opponent	Score	RPI	S	Opponent	Score	RPI	S	Opponent	Score	RPI	S	Opponent	Score
2	A	South Carolina	37 86	31	A	Oklahoma	48 78	61	A	Auburn	33 76	104	A	Liberty	61 77
				35	N	Ohio	54 75					105	A	Akron	59 76
				39	A	Duke	50 78					146	A	UNC Asheville	55 63
												146	H	UNC Asheville	59 67
												184	A	Col. of Charleston	63 77
												216	A	Furman	52 71
												220	H	Presbyterian	48 59
												222	A	Gardner-Webb	52 70
												222	H	Gardner-Webb	81 62
												225	A	Radford	44 66
												229	H	High Point	67 74
												282	H	Campbell	50 49
												295	A	Charleston So.	51 54
												295	H	Charleston So.	50 58
												316	A	Longwood	60 67
												316	H	Longwood	60 63
												349	H	N.C. Central	62 39
LAST 12 Division I GAMES:															
222	A	Gardner-Webb	52 70	104	A	Liberty	61 77								
146	H	UNC Asheville	59 67	220	H	Presbyterian	48 59								
295	H	Charleston So.	50 58	225	A	Radford	44 66								
316	A	Longwood	60 67	316	H	Longwood	60 63								
282	H	Campbell	50 49	146	A	UNC Asheville	55 63								
229	H	High Point	67 74	184	A	Col. of Charleston	63 77								

Non-Div I Games:

Winthrop

■ Loss,
 ■ Non-Conf, S Site,
 ■ Home
 ■ Away
 N Neutral

Average RPI Win:	153	WON-LOST	WINNING	LAST 10	STRENGTH OF	OPP. STRENGTH	TEAM	ADJ.	CONF.	ADJ CONF.
Average RPI Loss:	66	RECORD	PCT. RANK	GAMES	SCHEDULE	OF SCHEDULE	RPI	RPI	RPI	RPI
DIV. I ONLY	6- 15	280	1- 9	20	24	158	158	4	4	
DIV. I NON-CONF.	4- 6	201	1- 0	67	74	155	155	4	4	
TOTALS	RPI 1-25	RPI 26-50	W-L RECORDS	RPI 51-100	RPI 101-150	RPI 150+				
6- 15	0- 6	1- 3	OVERALL	0- 3	2- 1	3- 2				
4- 7	0- 4	1- 1	HOME	0- 1	1- 1	2- 0				
1- 8	0- 2	0- 2	AWAY	0- 2	1- 0	0- 2				
1- 0	0- 0	0- 0	NEUTRAL	0- 0	0- 0	1- 0				
4- 6	0- 2	0- 1	NON-CONFERENCE	0- 1	1- 1	3- 1				
2- 3	0- 2	0- 0	HOME	0- 0	0- 1	2- 0				
1- 3	0- 0	0- 1	AWAY	0- 1	1- 0	0- 1				
1- 0	0- 0	0- 0	NEUTRAL	0- 0	0- 0	1- 0				
2- 9	0- 4	1- 2	CONFERENCE	0- 2	1- 0	0- 1				
2- 4	0- 2	1- 1	HOME	0- 1	1- 0	0- 0				
0- 5	0- 2	0- 1	AWAY	0- 1	0- 0	0- 1				
0- 0	0- 0	0- 0	NEUTRAL	0- 0	0- 0	0- 0				

RPI	S	Opponent	Score	RPI	S	Opponent	Score	RPI	S	Opponent	Score	RPI	S	Opponent	Score	Team's RPI: 158
6	A	Ohio St.	61 87	43	H	Iowa	54 57	66	A	Nebraska	62 75	106	H	Drake	70 89	
11	H	Maryland	65 90	44	A	Rutgers	41 61	81	A	Marquette	61 77	133	A	Wake Forest	64 51	
18	A	Michigan St.	67 77	46	H	Indiana	73 69	98	H	Minnesota	77 84	137	H	Penn St.	82 62	
18	H	Michigan St.	54 77	48	A	Dayton	64 87					152	A	Illinois	65 71	
21	H	Florida	75 91									169	H	Louisiana Tech	79 65	
22	H	Green Bay	58 72									179	N	Delaware	54 52	
												256	H	Northern Ill.	89 62	
												260	A	San Diego St.	57 63	
LAST 12 Division I GAMES:																
6	A	Ohio St.	61 87	43	H	Iowa	54 57	137	H	Penn St.	82 62	44	A	Rutgers	41 61	
18	H	Michigan St.	54 77	18	A	Michigan St.	67 77	46	H	Indiana	73 69	152	A	Illinois	65 71	
66	A	Nebraska	62 75	11	H	Maryland	65 90	256	H	Northern Ill.	89 62					
98	H	Minnesota	77 84	152	A	Illinois	65 71									

Non-Div I Games:

Wisconsin

■ Loss,
■ Non-Conf,
■ S Site,
■ H Home
■ A Away
N Neutral

Average RPI Win: 284	WON-LOST	WINNING	LAST 10	STRENGTH OF	OPP. STRENGTH	TEAM	ADJ.	CONF.	ADJ CONF.
Average RPI Loss: 177	RECORD	PCT. RANK	GAMES	SCHEDULE	OF SCHEDULE	RPI	RPI	RPI	RPI
DIV. I ONLY	5- 16	292	1- 8	192	331	303	303	17	17
DIV. I NON-CONF.	4- 8	234	1- 1	229	349	287	287	16	16
TOTALS	RPI 1-25	RPI 26-50	W-L RECORDS	RPI 51-100	RPI 101-150	RPI 150+			
5- 16	0- 0	0- 0	OVERALL	0- 3	0- 4	5- 9			
4- 6	0- 0	0- 0	HOME	0- 1	0- 3	4- 2			
1- 10	0- 0	0- 0	AWAY	0- 2	0- 1	1- 7			
0- 0	0- 0	0- 0	NEUTRAL	0- 0	0- 0	0- 0			
4- 8	0- 0	0- 0	NON-CONFERENCE	0- 1	0- 2	4- 5			
4- 1	0- 0	0- 0	HOME	0- 0	0- 1	4- 0			
0- 7	0- 0	0- 0	AWAY	0- 1	0- 1	0- 5			
0- 0	0- 0	0- 0	NEUTRAL	0- 0	0- 0	0- 0			
1- 8	0- 0	0- 0	CONFERENCE	0- 2	0- 2	1- 4			
0- 5	0- 0	0- 0	HOME	0- 1	0- 2	0- 2			
1- 3	0- 0	0- 0	AWAY	0- 1	0- 0	1- 2			
0- 0	0- 0	0- 0	NEUTRAL	0- 0	0- 0	0- 0			

RPI S	Opponent	Score	RPI S	Opponent	Score	RPI S	Opponent	Score	RPI S	Opponent	Score	Team's RPI: 303
						58	A Chattanooga	48 65	101	A Virginia Tech	42 73	
						58	H Chattanooga	40 53	123	H Samford	39 58	
						98	A Minnesota	54 98	130	H Mercer	61 70	
									146	H UNC Asheville	63 70	
									153	A ETSU	69 70	
									153	H ETSU	54 70	
									182	A William & Mary	55 75	
									216	H Furman	61 70	
									222	A Gardner-Webb	61 64	
									225	H Radford	79 70	
									277	H Jacksonville St.	66 54	
									284	H Kennesaw St.	70 59	
									285	A UNCG	58 56	
									294	A Western Caro.	72 74	
									295	A Charleston So.	64 74	
									299	A South Carolina St.	47 60	
									305	A Coastal Caro.	69 83	
									349	H N.C. Central	60 37	
LAST 12 Division I GAMES:												
			58	A Chattanooga	48 65		216	H Furman	61 70			
			153	A ETSU	69 70		153	H ETSU	54 70			
			123	H Samford	39 58		58	H Chattanooga	40 53			
			130	H Mercer	61 70		284	H Kennesaw St.	70 59			
			294	A Western Caro.	72 74		305	A Coastal Caro.	69 83			
			285	A UNCG	58 56		225	H Radford	79 70			

Non-Div I Games: Montreat 83 48 Bluefield Col. 69 58

Wofford

Loss, Non-Conf, S Site, H Home A Away N Neutral

Average RPI Win:	224	WON-LOST	WINNING	LAST 10	STRENGTH OF	OPP. STRENGTH	TEAM	ADJ.	CONF.	ADJ CONF.
Average RPI Loss:	72	RECORD	PCT. RANK	GAMES	SCHEDULE	OF SCHEDULE	RPI	RPI	RPI	RPI
DIV. I ONLY	16- 6	54	7- 3	206	116	102	102	14	14	
DIV. I NON-CONF.	8- 3	77	0- 1	278	72	138	138	15	15	
TOTALS	RPI 1-25	RPI 26-50	W-L RECORDS	RPI 51-100	RPI 101-150	RPI 150+				
16- 6	0- 2	1- 2	OVERALL	0- 0	1- 1	14- 1				
7- 3	0- 2	0- 0	HOME	0- 0	1- 0	6- 1				
7- 2	0- 0	0- 1	AWAY	0- 0	0- 1	7- 0				
2- 1	0- 0	1- 1	NEUTRAL	0- 0	0- 0	1- 0				
8- 3	0- 1	1- 2	NON-CONFERENCE	0- 0	0- 0	7- 0				
4- 1	0- 1	0- 0	HOME	0- 0	0- 0	4- 0				
2- 1	0- 0	0- 1	AWAY	0- 0	0- 0	2- 0				
2- 1	0- 0	1- 1	NEUTRAL	0- 0	0- 0	1- 0				
8- 3	0- 1	0- 0	CONFERENCE	0- 0	1- 1	7- 1				
3- 2	0- 1	0- 0	HOME	0- 0	1- 0	2- 1				
5- 1	0- 0	0- 0	AWAY	0- 0	0- 1	5- 0				
0- 0	0- 0	0- 0	NEUTRAL	0- 0	0- 0	0- 0				

RPI 1-25				RPI 26-50				RPI 51-100				RPI 101+ Team's RPI: 102			
RPI	S	Opponent	Score	RPI	S	Opponent	Score	RPI	S	Opponent	Score	RPI	S	Opponent	Score
22	H	Green Bay	58 63	36	N	George Washington	77 71					124	A	Youngstown St.	69 72
24	H	Georgia	57 63	42	A	Miami (FL)	67 80					149	H	Northern Ky.	66 61
				43	N	Iowa	77 83					162	A	Detroit	89 71
												176	H	Milwaukee	60 82
												184	H	Butler	66 53
												207	A	Oakland	77 72
												208	A	Eastern Ky.	71 69
												209	A	Valparaiso	65 54
												209	H	Valparaiso	80 63
												219	A	Ill.-Chicago	80 72
												219	H	Ill.-Chicago	73 62
												243	N	Houston	75 61
												265	H	Austin Peay	77 56
												301	A	Cleveland St.	93 65
												308	H	Southeastern La.	106 72
												331	A	Kent St.	73 68
												335	H	Lipscomb	92 65
LAST 12 Division I GAMES:															
219	A	Ill.-Chicago	80 72	207	A	Oakland	77 72								
209	A	Valparaiso	65 54	162	A	Detroit	89 71								
301	A	Cleveland St.	93 65	149	H	Northern Ky.	66 61								
124	A	Youngstown St.	69 72	209	H	Valparaiso	80 63								
22	H	Green Bay	58 63	219	H	Ill.-Chicago	73 62								
176	H	Milwaukee	60 82	24	H	Georgia	57 63								

Non-Div I Games: Mt. St. Joseph 117 26 Cincinnati Christian 107 44

Wright St.

Loss, Non-Conf, S Site, H Home A Away N Neutral

Average RPI Win: 266	WON-LOST	WINNING	LAST 10	STRENGTH OF	OPP. STRENGTH	TEAM	ADJ.	CONF.	ADJ CONF.
Average RPI Loss: 161	RECORD	PCT. RANK	GAMES	SCHEDULE	OF SCHEDULE	RPI	RPI	RPI	RPI
DIV. I ONLY	10- 11	184	3- 7	304	219	250	250	19	19
DIV. I NON-CONF.	6- 3	100	0- 0	207	238	125	125	21	21
TOTALS	RPI 1-25	RPI 26-50	W-L RECORDS	RPI 51-100	RPI 101-150	RPI 150+			
10- 11	0- 0	0- 1	OVERALL	0- 2	0- 3	10- 5			
7- 4	0- 0	0- 1	HOME	0- 0	0- 1	7- 2			
3- 7	0- 0	0- 0	AWAY	0- 2	0- 2	3- 3			
0- 0	0- 0	0- 0	NEUTRAL	0- 0	0- 0	0- 0			
6- 3	0- 0	0- 1	NON-CONFERENCE	0- 1	0- 1	6- 0			
4- 1	0- 0	0- 1	HOME	0- 0	0- 0	4- 0			
2- 2	0- 0	0- 0	AWAY	0- 1	0- 1	2- 0			
0- 0	0- 0	0- 0	NEUTRAL	0- 0	0- 0	0- 0			
4- 8	0- 0	0- 0	CONFERENCE	0- 1	0- 2	4- 5			
3- 3	0- 0	0- 0	HOME	0- 0	0- 1	3- 2			
1- 5	0- 0	0- 0	AWAY	0- 1	0- 1	1- 3			
0- 0	0- 0	0- 0	NEUTRAL	0- 0	0- 0	0- 0			

RPI S	Opponent	Score	RPI S	Opponent	Score	RPI S	Opponent	Score	RPI S	Opponent	Score	Team's RPI: 250
47	H St. Mary's (CA)	64 70	60	A Colorado St.	42 63	121	H Fresno St.	42 49	129	A Boise St.	49 58	
			92	A Gonzaga	57 61	135	A Idaho	57 61	159	H Montana St.	75 69	
						174	H Colorado	77 68	178	A UNLV	37 66	
						193	H New Mexico	66 48	213	H San Jose St.	66 67	
						218	A Utah St.	75 84	221	H Montana	68 61	
						260	H San Diego St.	77 84	267	H UC Santa Barbara	76 67	
						300	A Denver	75 64	315	A Nevada	65 68	
						315	H Nevada	68 53	341	A Cal St. Fullerton	61 56	
						343	A Air Force	67 45	343	H Air Force	84 56	
LAST 12 Division I GAMES:												
218	A Utah St.	75 84	193	H New Mexico	66 48							
343	H Air Force	84 56	213	H San Jose St.	66 67							
60	A Colorado St.	42 63	178	A UNLV	37 66							
121	H Fresno St.	42 49	343	A Air Force	67 45							
129	A Boise St.	49 58	315	H Nevada	68 53							
315	A Nevada	65 68	260	H San Diego St.	77 84							

Non-Div I Games: Chadron St. 81 53

Wyoming

Average RPI Win: 223	WON-LOST	WINNING	LAST 10	STRENGTH OF	OPP. STRENGTH	TEAM	ADJ.	CONF.	ADJ CONF.
Average RPI Loss: 58	RECORD	PCT. RANK	GAMES	SCHEDULE	OF SCHEDULE	RPI	RPI	RPI	RPI
DIV. I ONLY	16- 6	54	6- 4	307	78	145	145	6	6
DIV. I NON-CONF.	9- 2	37	1- 0	345	212	202	202	6	6
TOTALS	RPI 1-25	RPI 26-50	W-L RECORDS	RPI 51-100	RPI 101-150	RPI 150+			
16- 6	0- 2	0- 1	OVERALL	3- 2	0- 1	13- 0			
14- 2	0- 1	0- 0	HOME	3- 1	0- 0	11- 0			
2- 4	0- 0	0- 0	AWAY	0- 0	0- 0	2- 0			
0- 0	0- 0	0- 0	NEUTRAL	0- 0	0- 0	0- 0			
9- 2	0- 0	0- 0	NON-CONFERENCE	0- 2	0- 0	9- 0			
9- 1	0- 0	0- 0	HOME	0- 1	0- 0	9- 0			
0- 1	0- 0	0- 0	AWAY	0- 1	0- 0	0- 0			
0- 0	0- 0	0- 0	NEUTRAL	0- 0	0- 0	0- 0			
7- 4	0- 2	0- 1	CONFERENCE	3- 0	0- 1	4- 0			
5- 1	0- 1	0- 0	HOME	3- 0	0- 0	2- 0			
2- 3	0- 1	0- 1	AWAY	0- 0	0- 1	2- 0			
0- 0	0- 0	0- 0	NEUTRAL	0- 0	0- 0	0- 0			

RPI 1-25				RPI 26-50				RPI 51-100				RPI 101+ Team's RPI: 145			
RPI	S	Opponent	Score	RPI	S	Opponent	Score	RPI	S	Opponent	Score	RPI	S	Opponent	Score
20	A	Seton Hall	66 82	40	A	St. John's (NY)	41 57	64	H	Villanova	74 67	114	A	Creighton	47 74
23	H	DePaul	53 70					72	A	Michigan	54 92	184	A	Butler	73 63
								80	H	Middle Tenn.	53 62	184	H	Butler	55 47
								81	H	Marquette	71 66	212	H	Cincinnati	65 56
								97	H	Georgetown	59 54	224	H	Binghamton	64 55
												225	H	Radford	63 56
												234	A	Providence	62 54
												234	H	Providence	72 47
												280	H	Tennessee Tech	64 47
												284	H	Kennesaw St.	62 59
												298	H	UMES	61 56
												308	H	Southeastern La.	67 27
												318	H	Evansville	65 57
												334	H	Howard	70 47
LAST 12 Division I GAMES:															
234	H	Providence	72 47	234	A	Providence	62 54								
184	H	Butler	55 47	114	A	Creighton	47 74								
40	A	St. John's (NY)	41 57	184	A	Butler	73 63								
20	A	Seton Hall	66 82	64	H	Villanova	74 67								
23	H	DePaul	53 70	97	H	Georgetown	59 54								
81	H	Marquette	71 66	284	H	Kennesaw St.	62 59								

Non-Div I Games:

Xavier

Average RPI Win:	227	WON-LOST	WINNING	LAST 10	STRENGTH OF	OPP. STRENGTH	TEAM	ADJ.	CONF.	ADJ CONF.
Average RPI Loss:	82	RECORD	PCT. RANK	GAMES	SCHEDULE	OF SCHEDULE	RPI	RPI	RPI	RPI
DIV. I ONLY	10- 12	195	3- 7	43	192	107	107	10	10	
DIV. I NON-CONF.	8- 8	160	3- 3	94	183	140	140	11	11	
TOTALS	RPI 1-25	RPI 26-50	W-L RECORDS	RPI 51-100	RPI 101-150	RPI 150+				
10- 12	0- 0	0- 7	OVERALL	0- 2	4- 1	6- 2				
7- 1	0- 0	0- 0	HOME	0- 1	2- 0	5- 0				
1- 10	0- 0	0- 6	AWAY	0- 1	1- 1	0- 2				
2- 1	0- 0	0- 1	NEUTRAL	0- 0	1- 0	1- 0				
8- 8	0- 0	0- 5	NON-CONFERENCE	0- 2	2- 1	6- 0				
6- 1	0- 0	0- 0	HOME	0- 1	1- 0	5- 0				
0- 6	0- 0	0- 4	AWAY	0- 1	0- 1	0- 0				
2- 1	0- 0	0- 1	NEUTRAL	0- 0	1- 0	1- 0				
2- 4	0- 0	0- 2	CONFERENCE	0- 0	2- 0	0- 2				
1- 0	0- 0	0- 0	HOME	0- 0	1- 0	0- 0				
1- 4	0- 0	0- 2	AWAY	0- 0	1- 0	0- 2				
0- 0	0- 0	0- 0	NEUTRAL	0- 0	0- 0	0- 0				

RPI S	Opponent	Score	RPI S	Opponent	Score	RPI S	Opponent	Score	RPI S	Opponent	Score	Team's RPI: 107
			38 N	West Virginia	60 70	70 H	Army West Point	61 65	115 A	North Carolina	63 70	
			40 A	St. John's (NY)	56 69	90 A	Boston College	60 73	117 H	Stony Brook	62 57	
			41 A	Penn	49 68				119 N	Iona	63 48	
			46 A	Indiana	60 76				147 A	Brown	48 39	
			48 A	Dayton	75 81				147 H	Brown	81 54	
			49 A	Albany (NY)	70 74				167 A	Cornell	63 74	
			50 A	Princeton	50 65				227 A	Columbia	71 77	
									236 H	Manhattan	62 36	
									268 H	New Hampshire	63 46	
									270 H	Holy Cross	69 59	
									307 N	Fairleigh Dickinson	77 58	
									317 H	Illinois St.	60 47	
									338 H	Wagner	78 60	
LAST 12 Division I GAMES:												
167 A	Cornell	63 74	90 A	Boston College	60 73							
227 A	Columbia	71 77	268 H	New Hampshire	63 46							
50 A	Princeton	50 65	49 A	Albany (NY)	70 74							
41 A	Penn	49 68	46 A	Indiana	60 76							
147 A	Brown	48 39	317 H	Illinois St.	60 47							
147 H	Brown	81 54	117 H	Stony Brook	62 57							

Non-Div I Games: Albertus Magnus 67 34

Yale

Average RPI Win:	205	WON-LOST	WINNING	LAST 10	STRENGTH OF	OPP. STRENGTH	TEAM	ADJ.	CONF.	ADJ CONF.
Average RPI Loss:	155	RECORD	PCT. RANK	GAMES	SCHEDULE	OF SCHEDULE	RPI	RPI	RPI	RPI
DIV. I ONLY	13- 7	97	5- 5	182	194	124	124	14	14	
DIV. I NON-CONF.	7- 2	57	1- 1	273	236	106	106	15	15	
TOTALS	RPI 1-25	RPI 26-50	W-L RECORDS	RPI 51-100	RPI 101-150	RPI 150+				
13- 7	0- 1	0- 0	OVERALL	0- 0	2- 3	11- 3				
8- 3	0- 1	0- 0	HOME	0- 0	1- 1	7- 1				
5- 4	0- 0	0- 0	AWAY	0- 0	1- 2	4- 2				
0- 0	0- 0	0- 0	NEUTRAL	0- 0	0- 0	0- 0				
7- 2	0- 0	0- 0	NON-CONFERENCE	0- 0	1- 2	6- 0				
5- 0	0- 0	0- 0	HOME	0- 0	0- 0	5- 0				
2- 2	0- 0	0- 0	AWAY	0- 0	1- 2	1- 0				
0- 0	0- 0	0- 0	NEUTRAL	0- 0	0- 0	0- 0				
6- 5	0- 1	0- 0	CONFERENCE	0- 0	1- 1	5- 3				
3- 3	0- 1	0- 0	HOME	0- 0	1- 1	2- 1				
3- 2	0- 0	0- 0	AWAY	0- 0	0- 0	3- 2				
0- 0	0- 0	0- 0	NEUTRAL	0- 0	0- 0	0- 0				

RPI 1-25	RPI 26-50	RPI 51-100	RPI 101+ Team's RPI: 124
RPI S Opponent Score	RPI S Opponent Score	RPI S Opponent Score	RPI S Opponent Score
22 H Green Bay 60 68			102 H Wright St. 72 69
			103 A Bucknell 55 47
			105 A Akron 49 74
			137 A Penn St. 51 68
			149 H Northern Ky. 77 88
			162 A Detroit 72 70
			162 H Detroit 68 69
			176 H Milwaukee 69 67
			196 H Robert Morris 55 46
			205 H Canisius 53 51
			207 A Oakland 96 77
			207 H Oakland 67 63
			209 A Valparaiso 60 65
			219 A Ill.-Chicago 69 64
			225 H Radford 54 53
			246 H Tennessee St. 69 58
			289 A Niagara 71 54
			301 A Cleveland St. 68 75
			331 H Kent St. 91 61
LAST 12 Division I GAMES:			
162 H Detroit 68 69	301 A Cleveland St. 68 75		
207 H Oakland 67 63	22 H Green Bay 60 68		
149 H Northern Ky. 77 88	176 H Milwaukee 69 67		
102 H Wright St. 72 69	162 A Detroit 72 70		
209 A Valparaiso 60 65	246 H Tennessee St. 69 58		
219 A Ill.-Chicago 69 64	105 A Akron 49 74		

Non-Div I Games: Lake Erie 89 61 Salem Int'l 80 40

Youngstown St.

Loss, Non-Conf, S Site, H Home A Away N Neutral