

Average RPI Win:	212	WON-LOST	WINNING	LAST 10	STRENGTH OF	OPP. STRENGTH	TEAM	ADJ.	CONF.	ADJ CONF.
Average RPI Loss:	149	RECORD	PCT. RANK	GAMES	SCHEDULE	OF SCHEDULE	RPI	RPI	RPI	RPI
DIV. I ONLY	14- 3	25	9- 1	185	240	59	59	27	27	
DIV. I NON-CONF.	5- 2	86	1- 0	79	125	31	31	26	26	
TOTALS	RPI 1-25	RPI 26-50	W-L RECORDS	RPI 51-100	RPI 101-150	RPI 150+				
14- 3	0- 0	0- 1	OVERALL	0- 0	3- 1	11- 1				
5- 0	0- 0	0- 0	HOME	0- 0	0- 0	5- 0				
7- 3	0- 0	0- 1	AWAY	0- 0	2- 1	5- 1				
2- 0	0- 0	0- 0	NEUTRAL	0- 0	1- 0	1- 0				
5- 2	0- 0	0- 1	NON-CONFERENCE	0- 0	2- 1	3- 0				
1- 0	0- 0	0- 0	HOME	0- 0	0- 0	1- 0				
2- 2	0- 0	0- 1	AWAY	0- 0	1- 1	1- 0				
2- 0	0- 0	0- 0	NEUTRAL	0- 0	1- 0	1- 0				
9- 1	0- 0	0- 0	CONFERENCE	0- 0	1- 0	8- 1				
4- 0	0- 0	0- 0	HOME	0- 0	0- 0	4- 0				
5- 1	0- 0	0- 0	AWAY	0- 0	1- 0	4- 1				
0- 0	0- 0	0- 0	NEUTRAL	0- 0	0- 0	0- 0				

RPI 1-25			RPI 26-50			RPI 51-100			Team's RPI: 59	RPI 101+		
RPI	S	Opponent	Score	RPI	S	Opponent	Score	RPI	S	Opponent	Score	
				47	A	Kansas St.	45 76			114	A	Central Ark. 61 49
										124	N	Eastern Mich. 83 59
										127	A	Texas Tech 65 71
										130	A	Idaho 71 59
										154	H	McNeese St. 79 62
										176	H	Northwestern St. 67 46
										178	A	Eastern Wash. 72 60
										227	N	Grand Canyon 75 71
										230	H	Houston Baptist 77 60
										231	H	UTSA 79 60
										242	A	Sam Houston St. 87 76
										252	A	Stephen F. Austin 85 70
										272	A	Lamar 54 63
										272	H	Lamar 90 62
										316	A	Incarnate Word 86 71
										322	A	Nicholls St. 71 68
LAST 12 Division I GAMES:												
272	A	Lamar	54 63	154	H	McNeese St.	79 62					
272	H	Lamar	90 62	322	A	Nicholls St.	71 68					
230	H	Houston Baptist	77 60	176	H	Northwestern St.	67 46					
316	A	Incarnate Word	86 71	114	A	Central Ark.	61 49					
242	A	Sam Houston St.	87 76	130	A	Idaho	71 59					
252	A	Stephen F. Austin	85 70	178	A	Eastern Wash.	72 60					

Non-Div I Games: Southwest (NM) 91 39 Schreiner 79 51 Wayland Baptist 96 71 Missouri Valley 96 35

Abilene Christian

Loss, Non-Conf, S Site, H Home A Away N Neutral

Average RPI Win:	0	WON-LOST	WINNING	LAST 10	STRENGTH OF	OPP. STRENGTH	TEAM	ADJ.	CONF.	ADJ CONF.
Average RPI Loss:	191	RECORD	PCT. RANK	GAMES	SCHEDULE	OF SCHEDULE	RPI	RPI	RPI	RPI
DIV. I ONLY	0- 21	348	0- 10	242	227	343	343	20	20	
DIV. I NON-CONF.	0- 11	338	0- 2	236	220	343	343	21	21	
TOTALS	RPI 1-25	RPI 26-50	W-L RECORDS	RPI 51-100	RPI 101-150	RPI 150+				
0- 21	0- 0	0- 0	OVERALL	0- 4	0- 2	0- 15				
0- 8	0- 0	0- 0	HOME	0- 0	0- 1	0- 7				
0- 13	0- 0	0- 0	AWAY	0- 4	0- 1	0- 8				
0- 0	0- 0	0- 0	NEUTRAL	0- 0	0- 0	0- 0				
0- 11	0- 0	0- 0	NON-CONFERENCE	0- 3	0- 1	0- 7				
0- 3	0- 0	0- 0	HOME	0- 0	0- 1	0- 2				
0- 8	0- 0	0- 0	AWAY	0- 3	0- 0	0- 5				
0- 0	0- 0	0- 0	NEUTRAL	0- 0	0- 0	0- 0				
0- 10	0- 0	0- 0	CONFERENCE	0- 1	0- 1	0- 8				
0- 5	0- 0	0- 0	HOME	0- 0	0- 0	0- 5				
0- 5	0- 0	0- 0	AWAY	0- 1	0- 1	0- 3				
0- 0	0- 0	0- 0	NEUTRAL	0- 0	0- 0	0- 0				

RPI S	Opponent	Score	RPI S	Opponent	Score	RPI S	Opponent	Score	RPI S	Opponent	Score	Team's RPI: 343
						52	A Vanderbilt	29 86	124	H Eastern Mich.	59 72	
						60	A Colorado St.	47 71	138	A Fresno St.	46 70	
						65	A Santa Clara	34 68	167	H New Mexico	33 63	
						89	A Gonzaga	35 88	167	H UNLV	56 60	
									178	A Eastern Wash.	44 65	
									185	A George Mason	52 69	
									196	A UC Davis	40 66	
									219	A San Jose St.	60 81	
									219	H San Jose St.	49 72	
									225	H Utah St.	53 66	
									227	H Grand Canyon	39 73	
									246	A Wyoming	56 84	
									246	H Wyoming	45 67	
									268	A Navy	46 64	
									298	H Denver	48 57	
									319	A Nevada	57 68	
									328	A Southern Utah	56 75	
LAST 12 Division I GAMES:												
246	A Wyoming	56 84	225	H Utah St.	53 66							
219	H San Jose St.	49 72	319	A Nevada	57 68							
167	H New Mexico	33 63	246	H Wyoming	45 67							
138	A Fresno St.	46 70	219	A San Jose St.	60 81							
60	A Colorado St.	47 71	268	A Navy	46 64							
167	H UNLV	56 60	185	A George Mason	52 69							

Non-Div I Games:

Air Force

■ Loss,
 ■ Non-Conf,
 ■ S Site,
 ■ H Home
 ■ A Away
 N Neutral

Average RPI Win:	173	WON-LOST	WINNING	LAST 10	STRENGTH OF	OPP. STRENGTH	TEAM	ADJ.	CONF.	ADJ CONF.
Average RPI Loss:	110	RECORD	PCT. RANK	GAMES	SCHEDULE	OF SCHEDULE	RPI	RPI	RPI	RPI
DIV. I ONLY	10- 10	169	5- 5	71	118	109	109	12	12	
DIV. I NON-CONF.	5- 5	160	2- 0	173	98	153	153	13	13	
TOTALS	RPI 1-25	RPI 26-50	W-L RECORDS	RPI 51-100	RPI 101-150	RPI 150+				
10- 10	0- 0	0- 1	OVERALL	0- 5	6- 2	4- 2				
5- 3	0- 0	0- 0	HOME	0- 2	3- 0	2- 1				
5- 5	0- 0	0- 1	AWAY	0- 3	3- 1	2- 0				
0- 2	0- 0	0- 0	NEUTRAL	0- 0	0- 1	0- 1				
5- 5	0- 0	0- 0	NON-CONFERENCE	0- 2	2- 2	3- 1				
3- 1	0- 0	0- 0	HOME	0- 1	1- 0	2- 0				
2- 2	0- 0	0- 0	AWAY	0- 1	1- 1	1- 0				
0- 2	0- 0	0- 0	NEUTRAL	0- 0	0- 1	0- 1				
5- 5	0- 0	0- 1	CONFERENCE	0- 3	4- 0	1- 1				
2- 2	0- 0	0- 0	HOME	0- 1	2- 0	0- 1				
3- 3	0- 0	0- 1	AWAY	0- 2	2- 0	1- 0				
0- 0	0- 0	0- 0	NEUTRAL	0- 0	0- 0	0- 0				

RPI 1-25	RPI 26-50	RPI 51-100	RPI 101+	Team's RPI: 109
RPI S Opponent Score	RPI S Opponent Score	RPI S Opponent Score	RPI S Opponent Score	
	32 Ohio 55 75	58 Ball St. 71 78	105 Youngstown St. 74 49	
		67 FGCU 64 82	108 Toledo 81 71	
		68 San Diego 65 86	121 N UNI 51 59	
		83 Central Mich. 60 81	124 Eastern Mich. 68 65	
		83 Central Mich. 77 97	124 Eastern Mich. 75 72	
			126 Buffalo 69 61	
			144 Fla. Atlantic 77 91	
			149 Northern Ky. 77 75	
			179 N Northern Colo. 65 78	
			201 Valparaiso 85 74	
			234 Bowling Green 71 55	
			250 UCF 74 54	
			264 Northern Ill. 58 65	
			313 Winthrop 76 59	
LAST 12 Division I GAMES:				
	58 Ball St. 71 78	234 Bowling Green 71 55		
	124 Eastern Mich. 75 72	83 Central Mich. 77 97		
	32 Ohio 55 75	124 Eastern Mich. 68 65		
	83 Central Mich. 60 81	264 Northern Ill. 58 65		
	108 Toledo 81 71	105 Youngstown St. 74 49		
	126 Buffalo 69 61	149 Northern Ky. 77 75		

Non-Div I Games: Rochester College 103 37

Akron

Loss, Non-Conf, S Site, Home Away N Neutral

Alabama

Through Games Of Feb. 5, 2016

Average RPI Win:	216	WON-LOST	WINNING	LAST 10	STRENGTH OF	OPP. STRENGTH	TEAM	ADJ.	CONF.	ADJ CONF.
Average RPI Loss:	46	RECORD	PCT. RANK	GAMES	SCHEDULE	OF SCHEDULE	RPI	RPI	RPI	RPI
DIV. I ONLY	14- 9	109	3- 7	176	65	131	131	2	2	
DIV. I NON-CONF.	11- 2	28	2- 0	329	266	138	138	2	2	
TOTALS	RPI 1-25	RPI 26-50	W-L RECORDS	RPI 51-100	RPI 101-150	RPI 150+				
14- 9	0- 4	1- 0	OVERALL	2- 5	2- 0	9- 0				
12- 2	0- 1	1- 0	HOME	1- 1	2- 0	8- 0				
0- 7	0- 3	0- 0	AWAY	0- 4	0- 0	0- 0				
2- 0	0- 0	0- 0	NEUTRAL	1- 0	0- 0	1- 0				
11- 2	0- 0	0- 0	NON-CONFERENCE	2- 2	0- 0	9- 0				
9- 0	0- 0	0- 0	HOME	1- 0	0- 0	8- 0				
0- 2	0- 0	0- 0	AWAY	0- 2	0- 0	0- 0				
2- 0	0- 0	0- 0	NEUTRAL	1- 0	0- 0	1- 0				
3- 7	0- 4	1- 0	CONFERENCE	0- 3	2- 0	0- 0				
3- 2	0- 1	1- 0	HOME	0- 1	2- 0	0- 0				
0- 5	0- 3	0- 0	AWAY	0- 2	0- 0	0- 0				
0- 0	0- 0	0- 0	NEUTRAL	0- 0	0- 0	0- 0				

RPI 1-25				RPI 26-50				RPI 51-100				RPI 101+ Team's RPI: 131			
RPI	S	Opponent	Score	RPI	S	Opponent	Score	RPI	S	Opponent	Score	RPI	S	Opponent	Score
13	A	Tennessee	42 70	26	H	Georgia	64 50	52	A	Vanderbilt	52 67	115	H	LSU	62 45
17	A	Kentucky	48 73					52	H	Vanderbilt	48 54	133	H	Ole Miss	48 37
18	H	Texas A&M	56 59					61	A	Auburn	59 72	220	H	Grambling	72 57
21	A	Florida	72 80					72	N	Middle Tenn.	64 46	221	N	Utah Valley	67 60
								79	A	Georgia Tech	58 70	240	H	Appalachian St.	93 59
								96	H	Georgetown	78 66	251	H	Georgia St.	72 56
								97	A	UT Martin	65 83	303	H	North Florida	69 47
												327	H	Alcorn	97 50
												335	H	Lipscomb	68 49
												344	H	Alabama A&M	96 44
												347	H	Mississippi Val.	98 35
LAST 12 Division I GAMES:															
133	H	Ole Miss	48 37	61	A	Auburn	59 72								
13	A	Tennessee	42 70	52	H	Vanderbilt	48 54								
18	H	Texas A&M	56 59	17	A	Kentucky	48 73								
52	A	Vanderbilt	52 67	115	H	LSU	62 45								
21	A	Florida	72 80	335	H	Lipscomb	68 49								
26	H	Georgia	64 50	220	H	Grambling	72 57								

Non-Div I Games:

Alabama

■ Loss,
 ■ Non-Conf, S Site,
 ■ Home
 ■ Away
 N Neutral

Alabama A&M

Through Games Of Feb. 5, 2016

Average RPI Win:	341	WON-LOST	WINNING	LAST 10	STRENGTH OF	OPP. STRENGTH	TEAM	ADJ.	CONF.	ADJ CONF.
Average RPI Loss:	210	RECORD	PCT. RANK	GAMES	SCHEDULE	OF SCHEDULE	RPI	RPI	RPI	RPI
DIV. I ONLY	2- 16	337	2- 8	294	348	344	344	32	32	
DIV. I NON-CONF.	0- 9	338	0- 3	130	306	325	325	31	31	
TOTALS	RPI 1-25	RPI 26-50	W-L RECORDS	RPI 51-100	RPI 101-150	RPI 150+				
2- 16	0- 0	0- 0	OVERALL	0- 1	0- 5	2- 10				
2- 7	0- 0	0- 0	HOME	0- 1	0- 2	2- 4				
0- 9	0- 0	0- 0	AWAY	0- 0	0- 3	0- 6				
0- 0	0- 0	0- 0	NEUTRAL	0- 0	0- 0	0- 0				
0- 9	0- 0	0- 0	NON-CONFERENCE	0- 1	0- 5	0- 3				
0- 5	0- 0	0- 0	HOME	0- 1	0- 2	0- 2				
0- 4	0- 0	0- 0	AWAY	0- 0	0- 3	0- 1				
0- 0	0- 0	0- 0	NEUTRAL	0- 0	0- 0	0- 0				
2- 7	0- 0	0- 0	CONFERENCE	0- 0	0- 0	2- 7				
2- 2	0- 0	0- 0	HOME	0- 0	0- 0	2- 2				
0- 5	0- 0	0- 0	AWAY	0- 0	0- 0	0- 5				
0- 0	0- 0	0- 0	NEUTRAL	0- 0	0- 0	0- 0				

RPI 1-25				RPI 26-50				RPI 51-100				RPI 101+				Team's RPI: 344	
RPI	S	Opponent	Score	RPI	S	Opponent	Score	RPI	S	Opponent	Score	RPI	S	Opponent	Score		
								85	H	Saint Louis	60	91	122	H	Samford	30	54
												123	H	Belmont	28	78	
												131	A	Alabama	44	96	
												133	A	Ole Miss	42	103	
												135	A	Marshall	45	81	
												180	H	Southeast Mo. St.	58	69	
												183	A	Southern U.	38	77	
												220	A	Grambling	56	75	
												256	H	Texas Southern	38	57	
												269	H	Prairie View	52	67	
												289	A	Morehead St.	69	112	
												292	H	Murray St.	59	76	
												294	A	Alabama St.	50	86	
												325	A	Jackson St.	58	59	
												327	A	Alcorn	52	68	
												334	H	Ark.-Pine Bluff	78	70	
												347	H	Mississippi Val.	79	68	
LAST 12 Division I GAMES:																	
256	H	Texas Southern	38	57	334	H	Ark.-Pine Bluff	78	70								
269	H	Prairie View	52	67	325	A	Jackson St.	58	59								
183	A	Southern U.	38	77	220	A	Grambling	56	75								
327	A	Alcorn	52	68	133	A	Ole Miss	42	103								
294	A	Alabama St.	50	86	289	A	Morehead St.	69	112								
347	H	Mississippi Val.	79	68	85	H	Saint Louis	60	91								

Non-Div I Games: Tuskegee 66 55

Alabama A&M

■ Loss,
 ■ Non-Conf, S Site,
 ■ Home
 ■ Away
 N Neutral

Average RPI Win:	285	WON-LOST	WINNING	LAST 10	STRENGTH OF	OPP. STRENGTH	TEAM	ADJ.	CONF.	ADJ CONF.
Average RPI Loss:	204	RECORD	PCT. RANK	GAMES	SCHEDULE	OF SCHEDULE	RPI	RPI	RPI	RPI
DIV. I ONLY	8- 9	190	7- 2	338	341	294	294	32	32	
DIV. I NON-CONF.	1- 7	318	0- 2	278	254	339	339	31	31	
TOTALS	RPI 1-25	RPI 26-50	W-L RECORDS	RPI 51-100	RPI 101-150	RPI 150+				
8- 9	0- 0	0- 0	OVERALL	0- 1	0- 2	8- 6				
5- 4	0- 0	0- 0	HOME	0- 0	0- 1	5- 3				
2- 4	0- 0	0- 0	AWAY	0- 1	0- 1	2- 2				
1- 1	0- 0	0- 0	NEUTRAL	0- 0	0- 0	1- 1				
1- 7	0- 0	0- 0	NON-CONFERENCE	0- 1	0- 2	1- 4				
0- 4	0- 0	0- 0	HOME	0- 0	0- 1	0- 3				
0- 2	0- 0	0- 0	AWAY	0- 1	0- 1	0- 0				
1- 1	0- 0	0- 0	NEUTRAL	0- 0	0- 0	1- 1				
7- 2	0- 0	0- 0	CONFERENCE	0- 0	0- 0	7- 2				
5- 0	0- 0	0- 0	HOME	0- 0	0- 0	5- 0				
2- 2	0- 0	0- 0	AWAY	0- 0	0- 0	2- 2				
0- 0	0- 0	0- 0	NEUTRAL	0- 0	0- 0	0- 0				

RPI 1-25				RPI 26-50				RPI 51-100				RPI 101+				Team's RPI: 294	
RPI	S	Opponent	Score	RPI	S	Opponent	Score	RPI	S	Opponent	Score	RPI	S	Opponent	Score		
								79	A	Georgia Tech	54	80	122	H	Samford	35	54
												134	A	Southern Miss.	44	65	
												183	A	Southern U.	60	59	
												205	H	Troy	59	73	
												209	H	South Ala.	43	47	
												220	A	Grambling	69	89	
												222	N	Siena	57	53	
												248	N	Tennessee St.	64	74	
												256	H	Texas Southern	57	51	
												269	H	Prairie View	65	54	
												296	H	Savannah St.	49	60	
												325	A	Jackson St.	69	70	
												327	A	Alcorn	52	51	
												334	H	Ark.-Pine Bluff	72	63	
												344	H	Alabama A&M	86	50	
												347	H	Mississippi Val.	100	50	
LAST 12 Division I GAMES:																	
				269	H	Prairie View	65	54				347	H	Mississippi Val.	100	50	
				256	H	Texas Southern	57	51				220	A	Grambling	69	89	
				327	A	Alcorn	52	51				325	A	Jackson St.	69	70	
				183	A	Southern U.	60	59				122	H	Samford	35	54	
				344	H	Alabama A&M	86	50				205	H	Troy	59	73	
				334	H	Ark.-Pine Bluff	72	63				296	H	Savannah St.	49	60	

Non-Div I Games: Mobile 71 56

Alabama St.

■ Loss,
 ■ Non-Conf,
 ■ S Site,
 ■ Home
 ■ A Away
 N Neutral

Average RPI Win:	208	WON-LOST	WINNING	LAST 10	STRENGTH OF	OPP. STRENGTH	TEAM	ADJ.	CONF.	ADJ CONF.
Average RPI Loss:	38	RECORD	PCT. RANK	GAMES	SCHEDULE	OF SCHEDULE	RPI	RPI	RPI	RPI
DIV. I ONLY	18- 3	14	10- 0	169	182	46	46	15	15	
DIV. I NON-CONF.	9- 3	69	2- 1	174	122	55	55	18	18	
TOTALS	RPI 1-25	RPI 26-50	W-L RECORDS	RPI 51-100	RPI 101-150	RPI 150+				
18- 3	0- 2	0- 0	OVERALL	1- 1	3- 0	14- 0				
7- 0	0- 0	0- 0	HOME	1- 0	2- 0	4- 0				
9- 3	0- 2	0- 0	AWAY	0- 1	0- 0	9- 0				
2- 0	0- 0	0- 0	NEUTRAL	0- 0	1- 0	1- 0				
9- 3	0- 2	0- 0	NON-CONFERENCE	0- 1	2- 0	7- 0				
3- 0	0- 0	0- 0	HOME	0- 0	1- 0	2- 0				
4- 3	0- 2	0- 0	AWAY	0- 1	0- 0	4- 0				
2- 0	0- 0	0- 0	NEUTRAL	0- 0	1- 0	1- 0				
9- 0	0- 0	0- 0	CONFERENCE	1- 0	1- 0	7- 0				
4- 0	0- 0	0- 0	HOME	1- 0	1- 0	2- 0				
5- 0	0- 0	0- 0	AWAY	0- 0	0- 0	5- 0				
0- 0	0- 0	0- 0	NEUTRAL	0- 0	0- 0	0- 0				

RPI 1-25				RPI 26-50		Team's RPI: 46		RPI 51-100				RPI 101+			
RPI	S	Opponent	Score	RPI	S	Opponent	Score	RPI	S	Opponent	Score	RPI	S	Opponent	Score
13	A	Tennessee	55 63					76	A	Army West Point	62 65	107	H	Yale	74 70
25	A	Southern California	67 68					94	H	Maine	64 59	108	N	Toledo	63 55
												110	H	Stony Brook	73 54
												180	A	UMBC	77 42
												180	H	UMBC	63 39
												193	A	Rhode Island	67 58
												196	N	UC Davis	80 70
												212	A	Binghamton	59 47
												215	A	Hartford	78 41
												222	A	Siena	61 42
												224	A	Fairfield	62 50
												235	H	Providence	71 58
												265	H	Pepperdine	64 49
												267	A	New Hampshire	78 52
												275	H	Vermont	72 43
												323	A	UMass Lowell	85 55
												346	A	Boston U.	83 43
LAST 12 Division I GAMES:															
180	H	UMBC	63 39	267	A	New Hampshire	78 52								
215	A	Hartford	78 41	275	H	Vermont	72 43								
323	A	UMass Lowell	85 55	180	A	UMBC	77 42								
110	H	Stony Brook	73 54	107	H	Yale	74 70								
212	A	Binghamton	59 47	25	A	Southern California	67 68								
94	H	Maine	64 59	196	N	UC Davis	80 70								

Non-Div I Games:

Albany (NY)

■ Loss,
 ■ Non-Conf, S Site,
 ■ Home
 ■ Away
 N Neutral

Average RPI Win: 346	WON-LOST	WINNING	LAST 10	STRENGTH OF	OPP. STRENGTH	TEAM	ADJ.	CONF.	ADJ CONF.
Average RPI Loss: 195	RECORD	PCT. RANK	GAMES	SCHEDULE	OF SCHEDULE	RPI	RPI	RPI	RPI
DIV. I ONLY	2- 15	336	2- 8	223	345	327	327	32	32
DIV. I NON-CONF.	0- 8	338	0- 2	24	260	272	272	31	31

TOTALS	RPI 1-25	RPI 26-50	W-L RECORDS	RPI 51-100	RPI 101-150	RPI 150+			
2- 15	0- 0	0- 0	OVERALL	0- 3	0- 3	2- 9			
1- 3	0- 0	0- 0	HOME	0- 0	0- 0	1- 3			
1- 12	0- 0	0- 0	AWAY	0- 1	0- 2	1- 4			
0- 0	0- 0	0- 0	NEUTRAL	0- 0	0- 0	0- 0			
0- 8	0- 0	0- 0	NON-CONFERENCE	0- 3	0- 3	0- 2			
0- 0	0- 0	0- 0	HOME	0- 0	0- 0	0- 0			
0- 8	0- 0	0- 0	AWAY	0- 3	0- 3	0- 2			
0- 0	0- 0	0- 0	NEUTRAL	0- 0	0- 0	0- 0			
2- 7	0- 0	0- 0	CONFERENCE	0- 0	0- 0	2- 7			
1- 3	0- 0	0- 0	HOME	0- 0	0- 0	1- 3			
1- 4	0- 0	0- 0	AWAY	0- 0	0- 0	1- 4			
0- 0	0- 0	0- 0	NEUTRAL	0- 0	0- 0	0- 0			



























































































RPI 1-25				RPI 26-50				RPI 51-100				RPI 101+				Team's RPI: 327	
RPI	S	Opponent	Score	RPI	S	Opponent	Score	RPI	S	Opponent	Score	RPI	S	Opponent	Score		
								53	A	Arkansas St.	50	82	114	A	Central Ark.	35	58
								78	A	Northwestern	47	91	128	A	La.-Lafayette	61	73
								93	A	Iowa St.	41	91	131	A	Alabama	50	97
													173	A	East Carolina	58	87
													183	A	Southern U.	57	66
													220	H	Grambling	76	85
													256	A	Texas Southern	39	68
													269	A	Prairie View	54	58
													280	A	Jacksonville St.	65	67
													294	H	Alabama St.	51	52
													325	H	Jackson St.	66	73
													334	A	Ark.-Pine Bluff	69	71
													344	H	Alabama A&M	68	52
													347	A	Mississippi Val.	81	66
LAST 12 Division I GAMES:																	
				183	A	Southern U.	57	66					325	H	Jackson St.	66	73
				294	H	Alabama St.	51	52					256	A	Texas Southern	39	68
				344	H	Alabama A&M	68	52					269	A	Prairie View	54	58
				334	A	Ark.-Pine Bluff	69	71					128	A	La.-Lafayette	61	73
				347	A	Mississippi Val.	81	66					93	A	Iowa St.	41	91
				220	H	Grambling	76	85					78	A	Northwestern	47	91

Non-Div I Games: Mt. Mercy 60 56 Delta St. 66 57

Alcorn



Loss, Non-Conf, S Site, H Home A Away N Neutral

Average RPI Win:	263	WON-LOST	WINNING	LAST 10	STRENGTH OF	OPP. STRENGTH	TEAM	ADJ.	CONF.	ADJ CONF.
Average RPI Loss:	152	RECORD	PCT. RANK	GAMES	SCHEDULE	OF SCHEDULE	RPI	RPI	RPI	RPI
DIV. I ONLY	5- 16	293	3- 7	128	286	249	249	29	29	
DIV. I NON-CONF.	2- 9	296	1- 1	32	208	204	204	29	29	
TOTALS	RPI 1-25	RPI 26-50	W-L RECORDS	RPI 51-100	RPI 101-150	RPI 150+				
5- 16	0- 0	0- 1	OVERALL	0- 5	0- 4	5- 6				
2- 6	0- 0	0- 0	HOME	0- 3	0- 2	2- 1				
3- 10	0- 0	0- 1	AWAY	0- 2	0- 2	3- 5				
0- 0	0- 0	0- 0	NEUTRAL	0- 0	0- 0	0- 0				
2- 9	0- 0	0- 1	NON-CONFERENCE	0- 4	0- 2	2- 2				
1- 3	0- 0	0- 0	HOME	0- 2	0- 1	1- 0				
1- 6	0- 0	0- 1	AWAY	0- 2	0- 1	1- 2				
0- 0	0- 0	0- 0	NEUTRAL	0- 0	0- 0	0- 0				
3- 7	0- 0	0- 0	CONFERENCE	0- 1	0- 2	3- 4				
1- 3	0- 0	0- 0	HOME	0- 1	0- 1	1- 1				
2- 4	0- 0	0- 0	AWAY	0- 0	0- 1	2- 3				
0- 0	0- 0	0- 0	NEUTRAL	0- 0	0- 0	0- 0				

RPI S	Opponent	Score	RPI S	Opponent	Score	RPI S	Opponent	Score	RPI S	Opponent	Score	Team's RPI: 249
			37 	 George Washington	48  78	51 	 Princeton	34  72	101 	 Bucknell	54  60	
						55 	 James Madison	45  74	101 	 Bucknell	60  66	
						76 	 Army West Point	42  52	132 	 Wake Forest	70  71	
						77 	 Hofstra	51  60	145 	 Pittsburgh	58  76	
						80 	 Elon	54  62	180 	 UMBC	46  47	
									191 	 William & Mary	51  62	
									210 	 Lehigh	59 55	
									237 	 Manhattan	52 48	
									263 	 Loyola Maryland	46  52	
									266 	 Dartmouth	45 41	
									271 	 Holy Cross	54  59	
									300 	 Colgate	49 37	
									300 	 Colgate	64 56	
									330 	 Lafayette	51  60	
									346 	 Boston U.	59  63	
LAST 12 Division I GAMES:												
			101 	 Bucknell	54  60	210 	 Lehigh	59 55				
			300 	 Colgate	64 56	101 	 Bucknell	60  66				
			271 	 Holy Cross	54  59	300 	 Colgate	49 37				
			330 	 Lafayette	51  60	263 	 Loyola Maryland	46  52				
			76 	 Army West Point	42  52	145 	 Pittsburgh	58  76				
			346 	 Boston U.	59  63	237 	 Manhattan	52 48				

Non-Div I Games:

American

 Loss,
  Non-Conf,
 S Site,
  Home
  Away
 N Neutral

Average RPI Win:	193	WON-LOST	WINNING	LAST 10	STRENGTH OF	OPP. STRENGTH	TEAM	ADJ.	CONF.	ADJ CONF.
Average RPI Loss:	168	RECORD	PCT. RANK	GAMES	SCHEDULE	OF SCHEDULE	RPI	RPI	RPI	RPI
DIV. I ONLY	7- 13	249	3- 7	158	222	240	240	16	16	
DIV. I NON-CONF.	3- 6	234	1- 0	177	204	259	259	14	14	
TOTALS	RPI 1-25	RPI 26-50	W-L RECORDS	RPI 51-100	RPI 101-150	RPI 150+				
7- 13	0- 0	0- 0	OVERALL	0- 2	1- 4	6- 7				
5- 4	0- 0	0- 0	HOME	0- 0	1- 1	4- 3				
2- 7	0- 0	0- 0	AWAY	0- 1	0- 3	2- 3				
0- 2	0- 0	0- 0	NEUTRAL	0- 1	0- 0	0- 1				
3- 6	0- 0	0- 0	NON-CONFERENCE	0- 1	0- 3	3- 2				
3- 1	0- 0	0- 0	HOME	0- 0	0- 1	3- 0				
0- 3	0- 0	0- 0	AWAY	0- 0	0- 2	0- 1				
0- 2	0- 0	0- 0	NEUTRAL	0- 1	0- 0	0- 1				
4- 7	0- 0	0- 0	CONFERENCE	0- 1	1- 1	3- 5				
2- 3	0- 0	0- 0	HOME	0- 0	1- 0	1- 3				
2- 4	0- 0	0- 0	AWAY	0- 1	0- 1	2- 2				
0- 0	0- 0	0- 0	NEUTRAL	0- 0	0- 0	0- 0				

RPI 1-25				RPI 26-50				RPI 51-100				RPI 101+				Team's RPI: 240	
RPI	S	Opponent	Score	RPI	S	Opponent	Score	RPI	S	Opponent	Score	RPI	S	Opponent	Score		
								53	A	Arkansas St.	60	83	103	H	Liberty	68	74
								86	N	South Dakota	60	87	116	A	North Carolina	59	68
													128	A	La.-Lafayette	51	60
													128	H	La.-Lafayette	76	59
													131	A	Alabama	59	93
													153	H	ETSU	70	52
													159	H	Texas-Arlington	45	76
													166	H	Texas St.	90	71
													172	A	Little Rock	50	67
													187	A	Col. of Charleston	50	60
													205	A	Troy	96	81
													208	H	Richmond	73	59
													209	A	South Ala.	55	71
													218	H	Furman	92	78
													251	H	Georgia St.	75	80
													270	A	La.-Monroe	57	54
													279	H	Ga. Southern	50	65
													305	N	Delaware St.	69	76
LAST 12 Division I GAMES:																	
128	H	La.-Lafayette	76	59	172	A	Little Rock	50	67								
209	A	South Ala.	55	71	166	H	Texas St.	90	71								
205	A	Troy	96	81	159	H	Texas-Arlington	45	76								
279	H	Ga. Southern	50	65	128	A	La.-Lafayette	51	60								
251	H	Georgia St.	75	80	270	A	La.-Monroe	57	54								
53	A	Arkansas St.	60	83	218	H	Furman	92	78								

Non-Div I Games:

Appalachian St.

■ Loss,
 ■ Non-Conf, S Site,
 ■ Home
 ■ Away
 N Neutral

Average RPI Win:	171	WON-LOST	WINNING	LAST 10	STRENGTH OF	OPP. STRENGTH	TEAM	ADJ.	CONF.	ADJ CONF.
Average RPI Loss:	48	RECORD	PCT. RANK	GAMES	SCHEDULE	OF SCHEDULE	RPI	RPI	RPI	RPI
DIV. I ONLY	11- 12	178	2- 8	37	31	99	99	1	1	
DIV. I NON-CONF.	9- 3	69	1- 0	111	159	67	67	1	1	
TOTALS	RPI 1-25	RPI 26-50	W-L RECORDS	RPI 51-100	RPI 101-150	RPI 150+				
11- 12	0- 5	0- 1	OVERALL	1- 5	3- 1	7- 0				
8- 4	0- 3	0- 0	HOME	1- 1	2- 0	5- 0				
2- 6	0- 0	0- 0	AWAY	0- 0	1- 0	1- 0				
1- 2	0- 0	0- 0	NEUTRAL	0- 1	0- 1	1- 0				
9- 3	0- 0	0- 0	NON-CONFERENCE	0- 2	3- 1	6- 0				
6- 0	0- 0	0- 0	HOME	0- 0	2- 0	4- 0				
2- 1	0- 0	0- 0	AWAY	0- 1	1- 0	1- 0				
1- 2	0- 0	0- 0	NEUTRAL	0- 1	0- 1	1- 0				
2- 9	0- 5	0- 1	CONFERENCE	1- 3	0- 0	1- 0				
2- 4	0- 3	0- 0	HOME	1- 1	0- 0	1- 0				
0- 5	0- 2	0- 1	AWAY	0- 2	0- 0	0- 0				
0- 0	0- 0	0- 0	NEUTRAL	0- 0	0- 0	0- 0				

RPI 1-25				RPI 26-50				RPI 51-100				RPI 101+			
RPI	S	Opponent	Score	RPI	S	Opponent	Score	RPI	S	Opponent	Score	RPI	S	Opponent	Score
5	H	Stanford	34 59	27	A	Washington	47 63	63	A	Washington St.	46 67	102	H	New Mexico St.	68 64
7	A	Oregon St.	43 71					67	N	FGCU	55 57	108	A	Toledo	62 59
10	A	Arizona St.	49 61					68	A	San Diego	54 59	142	H	Pacific	69 56
10	H	Arizona St.	47 62					69	A	Oregon	54 76	150	N	SMU	46 58
25	H	Southern California	57 67					71	H	California	57 52	170	H	Louisiana Tech	77 67
								74	H	Utah	55 60	171	H	Colorado	63 52
												185	H	George Mason	68 60
												197	A	North Texas	51 44
												200	H	Kansas	67 52
												216	N	Gardner-Webb	79 60
												320	H	Howard	65 28
LAST 12 Division I GAMES:															
25	H	Southern California	57 67	74	H	Utah	55 60								
69	A	Oregon	54 76	27	A	Washington	47 63								
7	A	Oregon St.	43 71	63	A	Washington St.	46 67								
10	H	Arizona St.	47 62	71	H	California	57 52								
10	A	Arizona St.	49 61	5	H	Stanford	34 59								
171	H	Colorado	63 52	185	H	George Mason	68 60								

Non-Div I Games:

Arizona

■ Loss,
 ■ Non-Conf, S Site,
 ■ Home
 ■ Away
 N Neutral

Average RPI Win:	110	WON-LOST	WINNING	LAST 10	STRENGTH OF	OPP. STRENGTH	TEAM	ADJ.	CONF.	ADJ CONF.
Average RPI Loss:	30	RECORD	PCT. RANK	GAMES	SCHEDULE	OF SCHEDULE	RPI	RPI	RPI	RPI
DIV. I ONLY	19- 4	20	9- 1	19	9	10	10	1	1	
DIV. I NON-CONF.	9- 3	69	1- 0	33	35	34	34	1	1	
TOTALS	RPI 1-25	RPI 26-50	W-L RECORDS	RPI 51-100	RPI 101-150	RPI 150+				
19- 4	3- 3	2- 0	OVERALL	7- 1	1- 0	6- 0				
10- 2	3- 1	0- 0	HOME	4- 1	0- 0	3- 0				
8- 1	0- 1	2- 0	AWAY	3- 0	1- 0	2- 0				
1- 1	0- 1	0- 0	NEUTRAL	0- 0	0- 0	1- 0				
9- 3	1- 2	1- 0	NON-CONFERENCE	1- 1	1- 0	5- 0				
4- 2	1- 1	0- 0	HOME	1- 1	0- 0	2- 0				
4- 0	0- 0	1- 0	AWAY	0- 0	1- 0	2- 0				
1- 1	0- 1	0- 0	NEUTRAL	0- 0	0- 0	1- 0				
10- 1	2- 1	1- 0	CONFERENCE	6- 0	0- 0	1- 0				
6- 0	2- 0	0- 0	HOME	3- 0	0- 0	1- 0				
4- 1	0- 1	1- 0	AWAY	3- 0	0- 0	0- 0				
0- 0	0- 0	0- 0	NEUTRAL	0- 0	0- 0	0- 0				

RPI	S	Opponent	Score
2	N	South Carolina	58 60
5	H	Stanford	49 31
7	A	Oregon St.	44 67
9	H	UCLA	65 61
12	H	Florida St.	68 56
17	H	Kentucky	64 68

RPI	S	Opponent	Score
27	A	Washington	68 61
28	A	Syracuse	61 54

RPI	S	Opponent	Score
63	A	Washington St.	63 45
69	A	Oregon	63 58
71	H	California	57 49
74	H	Utah	80 60
82	H	Marquette	90 80
95	H	VCU	48 57
99	A	Arizona	62 47
99	H	Arizona	61 49

RPI	S	Opponent	Score
150	A	SMU	64 57
156	A	Hawaii	75 49
171	H	Colorado	64 37
215	A	Hartford	60 29
223	H	Columbia	70 49
257	N	CSU Bakersfield	60 47
283	H	CSUN	69 46

LAST 12 Division I GAMES:

9	H	UCLA	65 61	171	H	Colorado	64 37
7	A	Oregon St.	44 67	63	A	Washington St.	63 45
69	A	Oregon	63 58	27	A	Washington	68 61
99	A	Arizona	62 47	5	H	Stanford	49 31
99	H	Arizona	61 49	71	H	California	57 49
74	H	Utah	80 60	283	H	CSUN	69 46

Non-Div I Games:

Arizona St.

Average RPI Win:	291	WON-LOST	WINNING	LAST 10	STRENGTH OF	OPP. STRENGTH	TEAM	ADJ.	CONF.	ADJ CONF.
Average RPI Loss:	187	RECORD	PCT. RANK	GAMES	SCHEDULE	OF SCHEDULE	RPI	RPI	RPI	RPI
DIV. I ONLY	3- 13	317	3- 7	291	287	334	334	32	32	
DIV. I NON-CONF.	0- 7	338	0- 3	80	23	283	283	31	31	
TOTALS	RPI 1-25	RPI 26-50	W-L RECORDS	RPI 51-100	RPI 101-150	RPI 150+				
3- 13	0- 0	0- 1	OVERALL	0- 2	0- 3	3- 7				
3- 1	0- 0	0- 0	HOME	0- 0	0- 0	3- 1				
0- 12	0- 0	0- 1	AWAY	0- 0	0- 2	0- 3				
0- 0	0- 0	0- 0	NEUTRAL	0- 0	0- 0	0- 0				
0- 7	0- 0	0- 1	NON-CONFERENCE	0- 2	0- 3	0- 1				
0- 0	0- 0	0- 0	HOME	0- 0	0- 0	0- 0				
0- 7	0- 0	0- 1	AWAY	0- 2	0- 3	0- 1				
0- 0	0- 0	0- 0	NEUTRAL	0- 0	0- 0	0- 0				
3- 6	0- 0	0- 0	CONFERENCE	0- 0	0- 0	3- 6				
3- 1	0- 0	0- 0	HOME	0- 0	0- 0	3- 1				
0- 5	0- 0	0- 0	AWAY	0- 0	0- 0	0- 5				
0- 0	0- 0	0- 0	NEUTRAL	0- 0	0- 0	0- 0				

RPI 1-25				RPI 26-50				RPI 51-100				RPI 101+				Team's RPI: 334			
RPI	S	Opponent	Score	RPI	S	Opponent	Score	RPI	S	Opponent	Score	RPI	S	Opponent	Score				
				30	A	Missouri	34 85					64	A	Nebraska	46 96	108	A	Toledo	47 74
												93	A	Iowa St.	41 70	127	A	Texas Tech	40 84
																133	A	Ole Miss	45 80
																183	H	Southern U.	61 78
																184	A	UAB	32 82
																220	H	Grambling	83 68
																256	A	Texas Southern	30 57
																269	A	Prairie View	55 70
																294	A	Alabama St.	63 72
																325	H	Jackson St.	71 66
																327	H	Alcorn	71 69
																344	A	Alabama A&M	70 78
																347	A	Mississippi Val.	60 62
LAST 12 Division I GAMES:																			
				325	H	Jackson St.	71 66					294	A	Alabama St.	63 72				
				220	H	Grambling	83 68					344	A	Alabama A&M	70 78				
				256	A	Texas Southern	30 57					347	A	Mississippi Val.	60 62				
				269	A	Prairie View	55 70					108	A	Toledo	47 74				
				327	H	Alcorn	71 69					127	A	Texas Tech	40 84				
				183	H	Southern U.	61 78					93	A	Iowa St.	41 70				

Non-Div I Games: Talladega 73 83 Philander Smith 63 51 Tougaloo 65 51 Talladega 68 55
Ark.-Pine Bluff

Arkansas

Through Games Of Feb. 5, 2016

Average RPI Win:	175	WON-LOST	WINNING	LAST 10	STRENGTH OF	OPP. STRENGTH	TEAM	ADJ.	CONF.	ADJ CONF.
Average RPI Loss:	62	RECORD	PCT. RANK	GAMES	SCHEDULE	OF SCHEDULE	RPI	RPI	RPI	RPI
DIV. I ONLY	9- 14	234	4- 6	35	38	136	136	2	2	
DIV. I NON-CONF.	5- 8	209	2- 0	192	140	248	248	2	2	
TOTALS	RPI 1-25	RPI 26-50	W-L RECORDS	RPI 51-100	RPI 101-150	RPI 150+				
9- 14	2- 5	1- 3	OVERALL	0- 3	1- 1	5- 2				
8- 4	2- 1	1- 1	HOME	0- 1	0- 0	5- 1				
1- 7	0- 2	0- 2	AWAY	0- 2	1- 0	0- 1				
0- 3	0- 2	0- 0	NEUTRAL	0- 0	0- 1	0- 0				
5- 8	0- 2	0- 1	NON-CONFERENCE	0- 2	0- 1	5- 2				
5- 2	0- 0	0- 0	HOME	0- 1	0- 0	5- 1				
0- 3	0- 0	0- 1	AWAY	0- 1	0- 0	0- 1				
0- 3	0- 2	0- 0	NEUTRAL	0- 0	0- 1	0- 0				
4- 6	2- 3	1- 2	CONFERENCE	0- 1	1- 0	0- 0				
3- 2	2- 1	1- 1	HOME	0- 0	0- 0	0- 0				
1- 4	0- 2	0- 1	AWAY	0- 1	1- 0	0- 0				
0- 0	0- 0	0- 0	NEUTRAL	0- 0	0- 0	0- 0				

RPI	S	Opponent	Score	RPI	S	Opponent	Score	RPI	S	Opponent	Score	RPI	S	Opponent	Score	Team's RPI: 136
2	A	South Carolina	32 85	29	A	Mississippi St.	55 80	56	A	South Dakota St.	69 76	115	A	LSU	48 44	
7	N	Oregon St.	47 63	29	H	Mississippi St.	55 65	61	A	Auburn	60 71	128	N	La.-Lafayette	59 67	
8	N	Texas	50 61	30	H	Missouri	64 52	92	H	Missouri St.	54 69	160	H	Oral Roberts	65 50	
13	A	Tennessee	57 75	48	A	Rutgers	40 60					186	A	Butler	57 63	
13	H	Tennessee	64 59									188	H	Tulsa	67 74	
18	H	Texas A&M	67 61									242	H	Sam Houston St.	67 47	
21	H	Florida	66 71									314	H	Southeastern La.	97 53	
												340	H	New Orleans	73 41	
												347	H	Mississippi Val.	86 46	
LAST 12 Division I GAMES:																
13	A	Tennessee	57 75	13	H	Tennessee	64 59									
29	H	Mississippi St.	55 65	29	A	Mississippi St.	55 80									
21	H	Florida	66 71	18	H	Texas A&M	67 61									
61	A	Auburn	60 71	2	A	South Carolina	32 85									
115	A	LSU	48 44	340	H	New Orleans	73 41									
30	H	Missouri	64 52	347	H	Mississippi Val.	86 46									

Non-Div I Games:

Arkansas

■ Loss,
■ Non-Conf, S Site,
■ Home
■ Away
N Neutral

Average RPI Win:	211	WON-LOST	WINNING	LAST 10	STRENGTH OF	OPP. STRENGTH	TEAM	ADJ.	CONF.	ADJ CONF.
Average RPI Loss:	47	RECORD	PCT. RANK	GAMES	SCHEDULE	OF SCHEDULE	RPI	RPI	RPI	RPI
DIV. I ONLY	17- 3	16	10- 0	183	179	53	53	16	16	
DIV. I NON-CONF.	6- 3	100	0- 1	135	141	61	61	14	14	
TOTALS	RPI 1-25	RPI 26-50	W-L RECORDS	RPI 51-100	RPI 101-150	RPI 150+				
17- 3	0- 1	0- 0	OVERALL	2- 2	1- 0	14- 0				
10- 0	0- 0	0- 0	HOME	0- 0	1- 0	9- 0				
7- 3	0- 1	0- 0	AWAY	2- 2	0- 0	5- 0				
0- 0	0- 0	0- 0	NEUTRAL	0- 0	0- 0	0- 0				
6- 3	0- 1	0- 0	NON-CONFERENCE	2- 2	0- 0	4- 0				
3- 0	0- 0	0- 0	HOME	0- 0	0- 0	3- 0				
3- 3	0- 1	0- 0	AWAY	2- 2	0- 0	1- 0				
0- 0	0- 0	0- 0	NEUTRAL	0- 0	0- 0	0- 0				
11- 0	0- 0	0- 0	CONFERENCE	0- 0	1- 0	10- 0				
7- 0	0- 0	0- 0	HOME	0- 0	1- 0	6- 0				
4- 0	0- 0	0- 0	AWAY	0- 0	0- 0	4- 0				
0- 0	0- 0	0- 0	NEUTRAL	0- 0	0- 0	0- 0				

RPI 1-25				RPI 26-50				RPI 51-100 Team's RPI: 53				RPI 101+			
RPI	S	Opponent	Score	RPI	S	Opponent	Score	RPI	S	Opponent	Score	RPI	S	Opponent	Score
21	A	Florida	72 76					57	A	Chattanooga	54 55	128	H	La.-Lafayette	83 56
								64	A	Nebraska	71 79	159	A	Texas-Arlington	78 71
								67	A	FGCU	62 48	166	A	Texas St.	74 59
								97	A	UT Martin	76 74	172	H	Little Rock	66 53
												205	A	Troy	101 81
												209	A	South Ala.	66 53
												209	H	South Ala.	58 51
												240	H	Appalachian St.	83 60
												251	H	Georgia St.	75 54
												253	H	Austin Peay	66 55
												270	H	La.-Monroe	66 43
												277	A	Tennessee Tech	77 55
												279	H	Ga. Southern	77 54
												284	H	Wichita St.	67 40
												327	H	Alcorn	82 50
LAST 12 Division I GAMES:															
209	H	South Ala.	58 51	240	H	Appalachian St.	83 60								
279	H	Ga. Southern	77 54	128	H	La.-Lafayette	83 56								
251	H	Georgia St.	75 54	270	H	La.-Monroe	66 43								
166	A	Texas St.	74 59	209	A	South Ala.	66 53								
159	A	Texas-Arlington	78 71	205	A	Troy	101 81								
172	H	Little Rock	66 53	64	A	Nebraska	71 79								

Non-Div I Games:

Arkansas St.

■ Loss,
■ Non-Conf, S Site,
■ Home
■ Away
N Neutral

Average RPI Win:	242	WON-LOST	WINNING	LAST 10	STRENGTH OF	OPP. STRENGTH	TEAM	ADJ.	CONF.	ADJ CONF.
Average RPI Loss:	70	RECORD	PCT. RANK	GAMES	SCHEDULE	OF SCHEDULE	RPI	RPI	RPI	RPI
DIV. I ONLY	17- 2	9	9- 1	270	284	76	76	29	29	
DIV. I NON-CONF.	8- 1	23	1- 0	275	227	79	79	29	29	
TOTALS	RPI 1-25	RPI 26-50	W-L RECORDS	RPI 51-100	RPI 101-150	RPI 150+				
17- 2	0- 0	1- 1	OVERALL	0- 0	3- 1	13- 0				
11- 0	0- 0	1- 0	HOME	0- 0	2- 0	8- 0				
5- 2	0- 0	0- 1	AWAY	0- 0	1- 1	4- 0				
1- 0	0- 0	0- 0	NEUTRAL	0- 0	0- 0	1- 0				
8- 1	0- 0	1- 1	NON-CONFERENCE	0- 0	2- 0	5- 0				
5- 0	0- 0	1- 0	HOME	0- 0	1- 0	3- 0				
3- 1	0- 0	0- 1	AWAY	0- 0	1- 0	2- 0				
0- 0	0- 0	0- 0	NEUTRAL	0- 0	0- 0	0- 0				
9- 1	0- 0	0- 0	CONFERENCE	0- 0	1- 1	8- 0				
6- 0	0- 0	0- 0	HOME	0- 0	1- 0	5- 0				
2- 1	0- 0	0- 0	AWAY	0- 0	0- 1	2- 0				
1- 0	0- 0	0- 0	NEUTRAL	0- 0	0- 0	1- 0				

RPI S	Opponent	Score	RPI S	Opponent	Score	RPI S	Opponent	Score	RPI S	Opponent	Score
39	A Duke	61 72	46	H Albany (NY)	65 62				101	A Bucknell	69 79
									101	H Bucknell	68 63
									107	A Yale	65 61
									111	H Quinnipiac	67 57
									210	H Lehigh	63 39
									249	A American	52 42
									263	H Loyola Maryland	70 37
									265	H Pepperdine	63 53
									268	N Navy	75 38
									271	H Holy Cross	77 58
									285	H Central Conn. St.	81 52
									297	H Rider	57 42
									300	H Colgate	67 55
									330	A Lafayette	78 45
									330	H Lafayette	84 57
									337	A NJIT	71 35
									345	A St. Francis Brooklyn	74 35
LAST 12 Division I GAMES:											
330	H Lafayette	84 57	263	H Loyola Maryland	70 37						
101	H Bucknell	68 63	330	A Lafayette	78 45						
268	N Navy	75 38	101	A Bucknell	69 79						
271	H Holy Cross	77 58	210	H Lehigh	63 39						
249	A American	52 42	337	A NJIT	71 35						
300	H Colgate	67 55	345	A St. Francis Brooklyn	74 35						

Non-Div I Games: Emerson 86 47

Army West Point

Loss, Non-Conf, S Site, H Home A Away N Neutral

Average RPI Win:	177	WON-LOST	WINNING	LAST 10	STRENGTH OF	OPP. STRENGTH	TEAM	ADJ.	CONF.	ADJ CONF.
Average RPI Loss:	40	RECORD	PCT. RANK	GAMES	SCHEDULE	OF SCHEDULE	RPI	RPI	RPI	RPI
DIV. I ONLY	15- 8	93	5- 5	85	40	61	61	2	2	
DIV. I NON-CONF.	10- 3	61	1- 1	267	144	107	107	2	2	
TOTALS	RPI 1-25	RPI 26-50	W-L RECORDS	RPI 51-100	RPI 101-150	RPI 150+				
15- 8	1- 3	0- 2	OVERALL	2- 3	4- 0	8- 0				
8- 2	1- 1	0- 0	HOME	1- 1	2- 0	4- 0				
4- 6	0- 2	0- 2	AWAY	0- 2	1- 0	3- 0				
3- 0	0- 0	0- 0	NEUTRAL	1- 0	1- 0	1- 0				
10- 3	0- 0	0- 0	NON-CONFERENCE	1- 3	1- 0	8- 0				
4- 1	0- 0	0- 0	HOME	0- 1	0- 0	4- 0				
3- 2	0- 0	0- 0	AWAY	0- 2	0- 0	3- 0				
3- 0	0- 0	0- 0	NEUTRAL	1- 0	1- 0	1- 0				
5- 5	1- 3	0- 2	CONFERENCE	1- 0	3- 0	0- 0				
4- 1	1- 1	0- 0	HOME	1- 0	2- 0	0- 0				
1- 4	0- 2	0- 2	AWAY	0- 0	1- 0	0- 0				
0- 0	0- 0	0- 0	NEUTRAL	0- 0	0- 0	0- 0				

RPI 1-25				RPI 26-50				RPI 51-100				Team's RPI: 61	RPI 101+			
RPI	S	Opponent	Score	RPI	S	Opponent	Score	RPI	S	Opponent	Score		RPI	S	Opponent	Score
2	H	South Carolina	58 74	26	A	Georgia	30 63	52	H	Vanderbilt	53 45		113	N	Boise St.	55 53
13	A	Tennessee	52 79	29	A	Mississippi St.	45 60	67	A	FGCU	45 52		115	A	LSU	63 53
17	A	Kentucky	47 54					82	A	Marquette	69 70		131	H	Alabama	72 59
17	H	Kentucky	66 61					87	H	Virginia	52 69		136	H	Arkansas	71 60
								100	N	Minnesota	81 79		173	H	East Carolina	83 69
													184	H	UAB	85 71
													185	H	George Mason	88 59
													233	N	Coppin St.	69 54
													290	A	Towson	74 52
													296	A	Savannah St.	62 40
													313	H	Winthrop	76 33
													314	A	Southeastern La.	80 68
LAST 12 Division I GAMES:																
52	H	Vanderbilt	53 45	131	H	Alabama	72 59									
115	A	LSU	63 53	13	A	Tennessee	52 79									
26	A	Georgia	30 63	29	A	Mississippi St.	45 60									
136	H	Arkansas	71 60	17	H	Kentucky	66 61									
2	H	South Carolina	58 74	67	A	FGCU	45 52									
17	A	Kentucky	47 54	185	H	George Mason	88 59									

Non-Div I Games:

Auburn

■ Loss,
 ■ Non-Conf, S Site,
 ■ Home
 ■ Away
 N Neutral

Average RPI Win:	280	WON-LOST	WINNING	LAST 10	STRENGTH OF	OPP. STRENGTH	TEAM	ADJ.	CONF.	ADJ CONF.
Average RPI Loss:	124	RECORD	PCT. RANK	GAMES	SCHEDULE	OF SCHEDULE	RPI	RPI	RPI	RPI
DIV. I ONLY	5- 16	293	5- 5	116	198	253	253	24	24	
DIV. I NON-CONF.	0- 11	338	0- 2	27	91	267	267	23	23	
TOTALS	RPI 1-25	RPI 26-50	W-L RECORDS	RPI 51-100	RPI 101-150	RPI 150+				
5- 16	0- 0	0- 1	OVERALL	0- 7	0- 3	5- 5				
4- 3	0- 0	0- 0	HOME	0- 2	0- 1	4- 0				
1- 12	0- 0	0- 0	AWAY	0- 5	0- 2	1- 5				
0- 1	0- 0	0- 1	NEUTRAL	0- 0	0- 0	0- 0				
0- 11	0- 0	0- 1	NON-CONFERENCE	0- 6	0- 1	0- 3				
0- 2	0- 0	0- 0	HOME	0- 2	0- 0	0- 0				
0- 8	0- 0	0- 0	AWAY	0- 4	0- 1	0- 3				
0- 1	0- 0	0- 1	NEUTRAL	0- 0	0- 0	0- 0				
5- 5	0- 0	0- 0	CONFERENCE	0- 1	0- 2	5- 2				
4- 1	0- 0	0- 0	HOME	0- 0	0- 1	4- 0				
1- 4	0- 0	0- 0	AWAY	0- 1	0- 1	1- 2				
0- 0	0- 0	0- 0	NEUTRAL	0- 0	0- 0	0- 0				

RPI 1-25				RPI 26-50				RPI 51-100				RPI 101+				Team's RPI: 253	
RPI	S	Opponent	Score	RPI	S	Opponent	Score	RPI	S	Opponent	Score	RPI	S	Opponent	Score		
				49	N	Indiana	58 90	52	A	Vanderbilt	56 73	104	A	Wright St.	56 77		
								53	A	Arkansas St.	55 66	123	A	Belmont	82 88		
								54	A	Western Ky.	69 88	143	H	SIUE	61 72		
								58	A	Ball St.	44 72	153	A	ETSU	76 80		
								71	H	California	58 67	180	A	Southeast Mo. St.	69 71		
								72	H	Middle Tenn.	55 86	211	H	Eastern Ky.	94 66		
								97	A	UT Martin	51 75	245	A	Miami (OH)	60 75		
												248	A	Tennessee St.	58 66		
												277	H	Tennessee Tech	91 75		
												280	H	Jacksonville St.	61 59		
												286	A	Kennesaw St.	65 73		
												289	A	Morehead St.	96 75		
												342	H	Eastern Ill.	80 45		
LAST 12 Division I GAMES:																	
				97	A	UT Martin	51 75	248	A	Tennessee St.	58 66						
				180	A	Southeast Mo. St.	69 71	277	H	Tennessee Tech	91 75						
				143	H	SIUE	61 72	280	H	Jacksonville St.	61 59						
				342	H	Eastern Ill.	80 45	211	H	Eastern Ky.	94 66						
				289	A	Morehead St.	96 75	153	A	ETSU	76 80						
				123	A	Belmont	82 88	53	A	Arkansas St.	55 66						

Non-Div I Games: Trevecca Nazarene 97 75 Christian Bros. 74 55

Austin Peay

■ Loss,
 ■ Non-Conf,
 ■ S Site,
 ■ Home
 ■ A Away
 N Neutral

Average RPI Win:	161	WON-LOST	WINNING	LAST 10	STRENGTH OF	OPP. STRENGTH	TEAM	ADJ.	CONF.	ADJ CONF.
Average RPI Loss:	46	RECORD	PCT. RANK	GAMES	SCHEDULE	OF SCHEDULE	RPI	RPI	RPI	RPI
DIV. I ONLY	18- 4	27	10- 0	69	89	20	20	9	9	
DIV. I NON-CONF.	7- 3	91	0- 0	15	65	16	16	9	9	
TOTALS	RPI 1-25	RPI 26-50	W-L RECORDS	RPI 51-100	RPI 101-150	RPI 150+				
18- 4	1- 0	1- 2	OVERALL	3- 2	4- 0	9- 0				
9- 0	0- 0	1- 0	HOME	2- 0	1- 0	5- 0				
6- 3	0- 0	0- 1	AWAY	1- 2	2- 0	3- 0				
3- 1	1- 0	0- 1	NEUTRAL	0- 0	1- 0	1- 0				
7- 3	1- 0	0- 2	NON-CONFERENCE	1- 1	1- 0	4- 0				
3- 0	0- 0	0- 0	HOME	1- 0	0- 0	2- 0				
1- 2	0- 0	0- 1	AWAY	0- 1	0- 0	1- 0				
3- 1	1- 0	0- 1	NEUTRAL	0- 0	1- 0	1- 0				
11- 1	0- 0	1- 0	CONFERENCE	2- 1	3- 0	5- 0				
6- 0	0- 0	1- 0	HOME	1- 0	1- 0	3- 0				
5- 1	0- 0	0- 0	AWAY	1- 1	2- 0	2- 0				
0- 0	0- 0	0- 0	NEUTRAL	0- 0	0- 0	0- 0				

RPI 1-25				Team's RPI: 20		RPI 26-50				RPI 51-100				RPI 101+			
RPI	S	Opponent	Score	RPI	S	Opponent	Score	RPI	S	Opponent	Score	RPI	S	Opponent	Score		
18	N	Texas A&M	72 64	26	N	Georgia	58 66	60	A	Colorado St.	55 61	118	A	San Francisco	66 57		
				31	A	Oklahoma	47 73	65	A	Santa Clara	68 63	137	N	Penn St.	63 51		
				44	H	St. Mary's (CA)	65 59	68	A	San Diego	65 78	142	A	Pacific	67 57		
								74	H	Utah	73 59	142	H	Pacific	79 62		
								89	H	Gonzaga	58 54	156	N	Hawaii	67 56		
												174	A	Weber St.	68 51		
												221	H	Utah Valley	78 62		
												225	H	Utah St.	81 69		
												247	A	Loyola Marymount	82 75		
												247	H	Loyola Marymount	75 61		
												265	A	Pepperdine	77 66		
												265	H	Pepperdine	69 64		
												273	H	Portland	78 66		
LAST 12 Division I GAMES:																	
				142	A	Pacific	67 57	89	H	Gonzaga	58 54						
				265	A	Pepperdine	77 66	118	A	San Francisco	66 57						
				247	A	Loyola Marymount	82 75	65	A	Santa Clara	68 63						
				265	H	Pepperdine	69 64	142	H	Pacific	79 62						
				247	H	Loyola Marymount	75 61	44	H	St. Mary's (CA)	65 59						
				273	H	Portland	78 66	68	A	San Diego	65 78						

Non-Div I Games: BYU-Hawaii 85 40

BYU

■ Loss,
 ■ Non-Conf,
 ■ S Site,
 ■ Home
 ■ Away
 N Neutral

Average RPI Win:	180	WON-LOST	WINNING	LAST 10	STRENGTH OF	OPP. STRENGTH	TEAM	ADJ.	CONF.	ADJ CONF.
Average RPI Loss:	41	RECORD	PCT. RANK	GAMES	SCHEDULE	OF SCHEDULE	RPI	RPI	RPI	RPI
DIV. I ONLY	14- 5	52	8- 2	91	95	58	58	12	12	
DIV. I NON-CONF.	7- 3	91	2- 1	200	68	91	91	13	13	
TOTALS	RPI 1-25	RPI 26-50	W-L RECORDS	RPI 51-100	RPI 101-150	RPI 150+				
14- 5	0- 1	0- 3	OVERALL	2- 1	5- 0	7- 0				
9- 1	0- 0	0- 1	HOME	2- 0	4- 0	3- 0				
4- 3	0- 0	0- 1	AWAY	0- 0	1- 0	3- 0				
1- 1	0- 1	0- 0	NEUTRAL	0- 0	0- 0	1- 0				
7- 3	0- 1	0- 1	NON-CONFERENCE	2- 1	0- 0	5- 0				
4- 0	0- 0	0- 0	HOME	2- 0	0- 0	2- 0				
2- 2	0- 0	0- 1	AWAY	0- 1	0- 0	2- 0				
1- 1	0- 1	0- 0	NEUTRAL	0- 0	0- 0	1- 0				
7- 2	0- 0	0- 2	CONFERENCE	0- 0	5- 0	2- 0				
5- 1	0- 0	0- 1	HOME	0- 0	4- 0	1- 0				
2- 1	0- 0	0- 1	AWAY	0- 0	1- 0	1- 0				
0- 0	0- 0	0- 0	NEUTRAL	0- 0	0- 0	0- 0				

RPI 1-25				RPI 26-50				RPI 51-100				Team's RPI: 58	RPI 101+			
RPI	S	Opponent	Score	RPI	S	Opponent	Score	RPI	S	Opponent	Score		RPI	S	Opponent	Score
21	N	Florida	79 85	32	A	Ohio	48 73	54	H	Western Ky.	74 60		108	H	Toledo	75 69
				32	H	Ohio	67 68	84	A	Charlotte	66 72		109	H	Akron	78 71
				36	A	Purdue	63 73	85	H	Saint Louis	79 70		116	A	Western Mich.	77 53
													124	H	Eastern Mich.	76 54
													126	H	Buffalo	68 63
													186	H	Butler	58 50
													226	N	Massachusetts	81 54
													234	A	Bowling Green	67 56
													245	H	Miami (OH)	66 41
													253	H	Austin Peay	72 44
													317	A	Evansville	73 53
													335	A	Lipscomb	72 60
LAST 12 Division I GAMES:																
				109	H	Akron	78 71					245	H	Miami (OH)	66 41	
				32	H	Ohio	67 68					32	A	Ohio	48 73	
				116	A	Western Mich.	77 53					108	H	Toledo	75 69	
				124	H	Eastern Mich.	76 54					85	H	Saint Louis	79 70	
				234	A	Bowling Green	67 56					317	A	Evansville	73 53	
				126	H	Buffalo	68 63					36	A	Purdue	63 73	

Non-Div I Games: Ohio Valley 94 45

Ball St.

■ Loss,
■ Non-Conf, S Site,
■ Home
■ Away
N Neutral

Average RPI Win:	104	WON-LOST	WINNING	LAST 10	STRENGTH OF	OPP. STRENGTH	TEAM	ADJ.	CONF.	ADJ CONF.
Average RPI Loss:	15	RECORD	PCT. RANK	GAMES	SCHEDULE	OF SCHEDULE	RPI	RPI	RPI	RPI
DIV. I ONLY	22- 1	3	9- 1	16	32	3	3	3	3	3
DIV. I NON-CONF.	13- 0	1	2- 0	45	62	4	4	3	3	3
TOTALS	RPI 1-25	RPI 26-50	W-L RECORDS	RPI 51-100	RPI 101-150	RPI 150+				
22- 1	3- 1	6- 0	OVERALL	3- 0	2- 0	8- 0				
14- 0	1- 0	4- 0	HOME	1- 0	2- 0	6- 0				
4- 1	1- 1	1- 0	AWAY	1- 0	0- 0	1- 0				
4- 0	1- 0	1- 0	NEUTRAL	1- 0	0- 0	1- 0				
13- 0	2- 0	2- 0	NON-CONFERENCE	1- 0	1- 0	7- 0				
9- 0	1- 0	1- 0	HOME	0- 0	1- 0	6- 0				
0- 0	0- 0	0- 0	AWAY	0- 0	0- 0	0- 0				
4- 0	1- 0	1- 0	NEUTRAL	1- 0	0- 0	1- 0				
9- 1	1- 1	4- 0	CONFERENCE	2- 0	1- 0	1- 0				
5- 0	0- 0	3- 0	HOME	1- 0	1- 0	0- 0				
4- 1	1- 1	1- 0	AWAY	1- 0	0- 0	1- 0				
0- 0	0- 0	0- 0	NEUTRAL	0- 0	0- 0	0- 0				

RPI	S	Opponent	Score	RPI	S	Opponent	Score	RPI	S	Opponent	Score	RPI	S	Opponent	Score
8	A	Texas	80 67	31	H	Oklahoma	78 68	55	N	James Madison	77 63	127	H	Texas Tech	69 43
15	A	Oklahoma St.	45 52	38	A	West Virginia	71 61	91	H	TCU	72 55	134	H	Southern Miss.	97 42
16	N	Michigan St.	84 76	38	H	West Virginia	69 64	93	A	Iowa St.	77 61	154	H	McNeese St.	105 46
22	H	DePaul	86 72	40	H	South Fla.	66 63					159	H	Texas-Arlington	62 20
				43	N	Miami (FL)	88 81					160	H	Oral Roberts	97 39
				47	H	Kansas St.	87 52					176	H	Northwestern St.	86 44
												200	A	Kansas	58 40
												207	N	Cincinnati	72 34
												220	H	Grambling	96 42
												239	H	Rice	89 38
LAST 12 Division I GAMES:															
47	H	Kansas St.	87 52	91	H	TCU	72 55								
38	A	West Virginia	71 61	200	A	Kansas	58 40								
127	H	Texas Tech	69 43	31	H	Oklahoma	78 68								
93	A	Iowa St.	77 61	15	A	Oklahoma St.	45 52								
8	A	Texas	80 67	55	N	James Madison	77 63								
38	H	West Virginia	69 64	43	N	Miami (FL)	88 81								

Non-Div I Games:

Baylor

■ Loss,
■ Non-Conf,
■ S Site,
■ H Home
■ A Away
N Neutral

Average RPI Win:	268	WON-LOST	WINNING	LAST 10	STRENGTH OF	OPP. STRENGTH	TEAM	ADJ.	CONF.	ADJ CONF.
Average RPI Loss:	83	RECORD	PCT. RANK	GAMES	SCHEDULE	OF SCHEDULE	RPI	RPI	RPI	RPI
DIV. I ONLY	13- 7	95	7- 3	268	213	123	123	24	24	
DIV. I NON-CONF.	6- 5	146	0- 3	137	146	100	100	23	23	
TOTALS	RPI 1-25	RPI 26-50	W-L RECORDS	RPI 51-100	RPI 101-150	RPI 150+				
13- 7	0- 2	0- 0	OVERALL	0- 2	1- 2	12- 1				
8- 0	0- 0	0- 0	HOME	0- 0	0- 0	8- 0				
5- 7	0- 2	0- 0	AWAY	0- 2	1- 2	4- 1				
0- 0	0- 0	0- 0	NEUTRAL	0- 0	0- 0	0- 0				
6- 5	0- 2	0- 0	NON-CONFERENCE	0- 2	1- 1	5- 0				
3- 0	0- 0	0- 0	HOME	0- 0	0- 0	3- 0				
3- 5	0- 2	0- 0	AWAY	0- 2	1- 1	2- 0				
0- 0	0- 0	0- 0	NEUTRAL	0- 0	0- 0	0- 0				
7- 2	0- 0	0- 0	CONFERENCE	0- 0	0- 1	7- 1				
5- 0	0- 0	0- 0	HOME	0- 0	0- 0	5- 0				
2- 2	0- 0	0- 0	AWAY	0- 0	0- 1	2- 1				
0- 0	0- 0	0- 0	NEUTRAL	0- 0	0- 0	0- 0				

RPI 1-25				RPI 26-50				RPI 51-100				RPI 101+ Team's RPI: 123			
RPI	S	Opponent	Score	RPI	S	Opponent	Score	RPI	S	Opponent	Score	RPI	S	Opponent	Score
6	A	Ohio St.	56 84					54	A	Western Ky.	65 80	120	A	IUPUI	59 62
23	A	Green Bay	62 66					57	A	Chattanooga	53 62	132	A	Wake Forest	78 64
												143	A	SIUE	60 73
												180	A	Southeast Mo. St.	74 81
												184	H	UAB	63 62
												205	H	Troy	102 93
												248	H	Tennessee St.	80 65
												253	H	Austin Peay	88 82
												277	A	Tennessee Tech	80 79
												280	A	Jacksonville St.	44 32
												289	H	Morehead St.	99 71
												292	H	Murray St.	87 61
												306	H	Cleveland St.	76 58
												335	A	Lipscomb	90 68
												342	H	Eastern Ill.	89 61
												344	A	Alabama A&M	78 28
LAST 12 Division I GAMES:															
289	H	Morehead St.	99 71	342	H	Eastern Ill.	89 61								
277	A	Tennessee Tech	80 79	143	A	SIUE	60 73								
248	H	Tennessee St.	80 65	180	A	Southeast Mo. St.	74 81								
280	A	Jacksonville St.	44 32	54	A	Western Ky.	65 80								
253	H	Austin Peay	88 82	23	A	Green Bay	62 66								
292	H	Murray St.	87 61	120	A	IUPUI	59 62								

Non-Div I Games: Young Harris 80 31 Trevecca Nazarene 86 59

Belmont

Loss, Non-Conf, S Site, H Home A Away N Neutral

Bethune-Cookman

Through Games Of Feb. 5, 2016

Average RPI Win:	296	WON-LOST	WINNING	LAST 10	STRENGTH OF	OPP. STRENGTH	TEAM	ADJ.	CONF.	ADJ CONF.
Average RPI Loss:	182	RECORD	PCT. RANK	GAMES	SCHEDULE	OF SCHEDULE	RPI	RPI	RPI	RPI
DIV. I ONLY	11- 9	143	7- 3	337	324	258	258	30	30	
DIV. I NON-CONF.	4- 7	222	2- 2	268	321	263	263	30	30	
TOTALS	RPI 1-25	RPI 26-50	W-L RECORDS	RPI 51-100	RPI 101-150	RPI 150+				
11- 9	0- 0	0- 1	OVERALL	0- 0	0- 1	11- 7				
5- 3	0- 0	0- 0	HOME	0- 0	0- 0	5- 3				
4- 4	0- 0	0- 0	AWAY	0- 0	0- 0	4- 0				
2- 2	0- 0	0- 0	NEUTRAL	0- 0	0- 0	2- 2				
4- 7	0- 0	0- 1	NON-CONFERENCE	0- 0	0- 1	4- 5				
0- 3	0- 0	0- 0	HOME	0- 0	0- 0	0- 3				
2- 2	0- 0	0- 1	AWAY	0- 0	0- 1	2- 0				
2- 2	0- 0	0- 0	NEUTRAL	0- 0	0- 0	2- 2				
7- 2	0- 0	0- 0	CONFERENCE	0- 0	0- 0	7- 2				
5- 0	0- 0	0- 0	HOME	0- 0	0- 0	5- 0				
2- 2	0- 0	0- 0	AWAY	0- 0	0- 0	2- 2				
0- 0	0- 0	0- 0	NEUTRAL	0- 0	0- 0	0- 0				

RPI 1-25			RPI 26-50			RPI 51-100			RPI 101+			Team's RPI: 258
RPI	S	Opponent	Score	RPI	S	Opponent	Score	RPI	S	Opponent	Score	
				43	A	Miami (FL)	47 55					
								144	A	Fla. Atlantic	60 82	
								155	A	Hampton	45 60	
								161	H	Brown	61 68	
								163	H	Jacksonville	53 63	
								199	H	Stetson	38 62	
								228	N	Western Ill.	59 75	
								233	H	Coppin St.	69 56	
								244	H	Morgan St.	63 48	
								251	N	Georgia St.	61 68	
								279	N	Ga. Southern	65 49	
								293	A	UMES	71 76	
								296	H	Savannah St.	50 44	
								299	A	Western Caro.	66 59	
								302	H	Florida A&M	67 60	
								303	A	North Florida	53 49	
								311	H	South Carolina St.	65 50	
								320	A	Howard	81 77	
								324	N	LIU Brooklyn	68 55	
								349	A	Norfolk St.	53 45	
LAST 12 Division I GAMES:												
296	H	Savannah St.	50 44	349	A	Norfolk St.	53 45					
302	H	Florida A&M	67 60	155	A	Hampton	45 60					
320	A	Howard	81 77	324	N	LIU Brooklyn	68 55					
293	A	UMES	71 76	144	A	Fla. Atlantic	60 82					
244	H	Morgan St.	63 48	279	N	Ga. Southern	65 49					
233	H	Coppin St.	69 56	251	N	Georgia St.	61 68					

Non-Div I Games: Warner 100 28 Edward Waters 67 48

Bethune-Cookman

■ Loss,
 ■ Non-Conf, S Site,
 ■ Home
 ■ Away
 N Neutral

Binghamton

Through Games Of Feb. 5, 2016

Average RPI Win:	261	WON-LOST	WINNING	LAST 10	STRENGTH OF	OPP. STRENGTH	TEAM	ADJ.	CONF.	ADJ CONF.
Average RPI Loss:	146	RECORD	PCT. RANK	GAMES	SCHEDULE	OF SCHEDULE	RPI	RPI	RPI	RPI
DIV. I ONLY	7- 12	243	5- 4	163	274	212	212	15	15	
DIV. I NON-CONF.	2- 8	290	0- 1	210	315	298	298	18	18	
TOTALS	RPI 1-25	RPI 26-50	W-L RECORDS	RPI 51-100	RPI 101-150	RPI 150+				
7- 12	0- 0	0- 1	OVERALL	0- 2	1- 3	6- 6				
4- 2	0- 0	0- 1	HOME	0- 1	1- 0	3- 0				
3- 10	0- 0	0- 0	AWAY	0- 1	0- 3	3- 6				
0- 0	0- 0	0- 0	NEUTRAL	0- 0	0- 0	0- 0				
2- 8	0- 0	0- 0	NON-CONFERENCE	0- 1	0- 2	2- 5				
2- 0	0- 0	0- 0	HOME	0- 0	0- 0	2- 0				
0- 8	0- 0	0- 0	AWAY	0- 1	0- 2	0- 5				
0- 0	0- 0	0- 0	NEUTRAL	0- 0	0- 0	0- 0				
5- 4	0- 0	0- 1	CONFERENCE	0- 1	1- 1	4- 1				
2- 2	0- 0	0- 1	HOME	0- 1	1- 0	1- 0				
3- 2	0- 0	0- 0	AWAY	0- 0	0- 1	3- 1				
0- 0	0- 0	0- 0	NEUTRAL	0- 0	0- 0	0- 0				

RPI S	Opponent	Score	RPI S	Opponent	Score	RPI S	Opponent	Score	RPI S	Opponent	Score	Team's RPI: 212
46	H Albany (NY)	47 59	73	A Michigan	62 90	101	A Bucknell	46 76				
			94	H Maine	38 52	110	A Stony Brook	58 64				
						110	H Stony Brook	54 47				
						141	A Xavier	55 64				
						161	A Brown	65 67				
						165	A Cornell	57 64				
						180	A UMBC	51 62				
						202	A Canisius	50 80				
						215	A Hartford	53 47				
						223	A Columbia	64 71				
						259	A Sacred Heart	60 69				
						267	H New Hampshire	51 50				
						275	A Vermont	57 53				
						300	H Colgate	63 56				
						323	A UMass Lowell	75 70				
						337	H NJIT	54 50				
LAST 12 Division I GAMES:												
110	H Stony Brook	54 47	215	A Hartford	53 47							
94	H Maine	38 52	267	H New Hampshire	51 50							
180	A UMBC	51 62	110	A Stony Brook	58 64							
323	A UMass Lowell	75 70	165	A Cornell	57 64							
275	A Vermont	57 53	259	A Sacred Heart	60 69							
46	H Albany (NY)	47 59	223	A Columbia	64 71							

Non-Div I Games: Cedar Crest 74 18 Misericordia 73 44 Nyack 65 33

Binghamton

Loss, Non-Conf, S Site, H Home A Away N Neutral

Average RPI Win: 224	WON-LOST	WINNING	LAST 10	STRENGTH OF	OPP. STRENGTH	TEAM	ADJ.	CONF.	ADJ CONF.
Average RPI Loss: 120	RECORD	PCT. RANK	GAMES	SCHEDULE	OF SCHEDULE	RPI	RPI	RPI	RPI
DIV. I ONLY	13- 6	76	8- 2	195	201	113	113	20	20
DIV. I NON-CONF.	5- 4	138	2- 0	245	150	189	189	21	21
TOTALS	RPI 1-25	RPI 26-50	W-L RECORDS	RPI 51-100	RPI 101-150	RPI 150+			
13- 6	0- 0	0- 0	OVERALL	0- 3	0- 1	13- 2			
5- 3	0- 0	0- 0	HOME	0- 1	0- 0	5- 2			
7- 2	0- 0	0- 0	AWAY	0- 1	0- 1	7- 0			
1- 1	0- 0	0- 0	NEUTRAL	0- 1	0- 0	1- 0			
5- 4	0- 0	0- 0	NON-CONFERENCE	0- 2	0- 0	5- 2			
1- 3	0- 0	0- 0	HOME	0- 1	0- 0	1- 2			
3- 0	0- 0	0- 0	AWAY	0- 0	0- 0	3- 0			
1- 1	0- 0	0- 0	NEUTRAL	0- 1	0- 0	1- 0			
8- 2	0- 0	0- 0	CONFERENCE	0- 1	0- 1	8- 0			
4- 0	0- 0	0- 0	HOME	0- 0	0- 0	4- 0			
4- 2	0- 0	0- 0	AWAY	0- 1	0- 1	4- 0			
0- 0	0- 0	0- 0	NEUTRAL	0- 0	0- 0	0- 0			

RPI 1-25				RPI 26-50				RPI 51-100				RPI 101+ Team's RPI: 113			
RPI	S	Opponent	Score	RPI	S	Opponent	Score	RPI	S	Opponent	Score	RPI	S	Opponent	Score
								60	A	Colorado St.	64 68	138	A	Fresno St.	57 62
								61	N	Auburn	53 55	167	A	New Mexico	81 60
								63	H	Washington St.	52 57	167	H	UNLV	75 56
												177	H	Idaho St.	77 80
												178	A	Eastern Wash.	84 79
												187	H	Col. of Charleston	61 38
												199	N	Stetson	71 65
												219	A	San Jose St.	78 75
												221	H	Utah Valley	70 72
												225	A	Utah St.	63 58
												225	H	Utah St.	84 78
												236	A	Seattle	84 66
												246	H	Wyoming	58 49
												273	A	Portland	89 49
												276	A	San Diego St.	75 45
												319	H	Nevada	66 58
LAST 12 Division I GAMES:															
				225	A	Utah St.	63 58	319	H	Nevada	66 58				
				167	A	New Mexico	81 60	138	A	Fresno St.	57 62				
				167	H	UNLV	75 56	225	H	Utah St.	84 78				
				246	H	Wyoming	58 49	60	A	Colorado St.	64 68				
				219	A	San Jose St.	78 75	178	A	Eastern Wash.	84 79				
				276	A	San Diego St.	75 45	236	A	Seattle	84 66				

Non-Div I Games: Concordia Portland 84 77 Cal St. L.A. 58 44

Boise St.

■ Loss,
 ■ Non-Conf,
 ■ S Site,
 ■ H Home
 ■ A Away
 N Neutral

Average RPI Win:	193	WON-LOST	WINNING	LAST 10	STRENGTH OF	OPP. STRENGTH	TEAM	ADJ.	CONF.	ADJ CONF.
Average RPI Loss:	51	RECORD	PCT. RANK	GAMES	SCHEDULE	OF SCHEDULE	RPI	RPI	RPI	RPI
DIV. I ONLY	13- 9	122	2- 8	79	62	90	90	5	5	
DIV. I NON-CONF.	12- 1	10	3- 0	247	130	59	59	5	5	
TOTALS	RPI 1-25	RPI 26-50	W-L RECORDS	RPI 51-100	RPI 101-150	RPI 150+				
13- 9	0- 2	1- 4	OVERALL	2- 2	2- 1	8- 0				
8- 3	0- 1	0- 1	HOME	1- 0	2- 1	5- 0				
4- 5	0- 1	1- 2	AWAY	0- 2	0- 0	3- 0				
1- 1	0- 0	0- 1	NEUTRAL	1- 0	0- 0	0- 0				
12- 1	0- 0	1- 1	NON-CONFERENCE	2- 0	1- 0	8- 0				
7- 0	0- 0	0- 0	HOME	1- 0	1- 0	5- 0				
4- 0	0- 0	1- 0	AWAY	0- 0	0- 0	3- 0				
1- 1	0- 0	0- 1	NEUTRAL	1- 0	0- 0	0- 0				
1- 8	0- 2	0- 3	CONFERENCE	0- 2	1- 1	0- 0				
1- 3	0- 1	0- 1	HOME	0- 0	1- 1	0- 0				
0- 5	0- 1	0- 2	AWAY	0- 2	0- 0	0- 0				
0- 0	0- 0	0- 0	NEUTRAL	0- 0	0- 0	0- 0				

RPI 1-25				RPI 26-50				RPI 51-100				Team's RPI: 90	RPI 101+			
RPI	S	Opponent	Score	RPI	S	Opponent	Score	RPI	S	Opponent	Score		RPI	S	Opponent	Score
1	H	Notre Dame	50 63	28	A	Syracuse	61 62	74	N	Utah	76 51		107	H	Yale	73 60
12	A	Florida St.	42 75	31	N	Oklahoma	61 76	79	A	Georgia Tech	56 62		132	H	Wake Forest	59 65
				36	A	Purdue	58 56	94	H	Maine	55 48		145	H	Pittsburgh	54 43
				39	A	Duke	51 71	98	A	Virginia Tech	33 58		192	A	Northeastern	71 45
				43	H	Miami (FL)	62 67						206	H	Bryant	74 59
													215	H	Hartford	62 28
													235	A	Providence	67 41
													267	H	New Hampshire	71 51
													271	H	Holy Cross	60 51
													323	H	UMass Lowell	66 55
													346	A	Boston U.	58 37
LAST 12 Division I GAMES:																
				43	H	Miami (FL)	62 67	1	H	Notre Dame	50 63					
				79	A	Georgia Tech	56 62	107	H	Yale	73 60					
				28	A	Syracuse	61 62	12	A	Florida St.	42 75					
				132	H	Wake Forest	59 65	98	A	Virginia Tech	33 58					
				145	H	Pittsburgh	54 43	206	H	Bryant	74 59					
				39	A	Duke	51 71	192	A	Northeastern	71 45					

Non-Div I Games:

Boston College

■ Loss,
 ■ Non-Conf,
 ■ S Site,
 ■ H Home
 ■ A Away
 N Neutral

Average RPI Win:	259	WON-LOST	WINNING	LAST 10	STRENGTH OF	OPP. STRENGTH	TEAM	ADJ.	CONF.	ADJ CONF.
Average RPI Loss:	218	RECORD	PCT. RANK	GAMES	SCHEDULE	OF SCHEDULE	RPI	RPI	RPI	RPI
DIV. I ONLY	2- 19	341	2- 8	322	283	346	346	29	29	
DIV. I NON-CONF.	0- 11	338	0- 2	313	195	349	349	29	29	
TOTALS	RPI 1-25	RPI 26-50	W-L RECORDS	RPI 51-100	RPI 101-150	RPI 150+				
2- 19	0- 0	0- 1	OVERALL	0- 1	0- 2	2- 15				
2- 9	0- 0	0- 1	HOME	0- 1	0- 0	2- 7				
0- 10	0- 0	0- 0	AWAY	0- 0	0- 0	0- 3				
0- 0	0- 0	0- 0	NEUTRAL	0- 0	0- 0	0- 0				
0- 11	0- 0	0- 1	NON-CONFERENCE	0- 1	0- 1	0- 8				
0- 6	0- 0	0- 1	HOME	0- 1	0- 0	0- 4				
0- 5	0- 0	0- 0	AWAY	0- 0	0- 1	0- 4				
0- 0	0- 0	0- 0	NEUTRAL	0- 0	0- 0	0- 0				
2- 8	0- 0	0- 0	CONFERENCE	0- 0	0- 1	2- 7				
2- 3	0- 0	0- 0	HOME	0- 0	0- 0	2- 3				
0- 5	0- 0	0- 0	AWAY	0- 0	0- 1	0- 4				
0- 0	0- 0	0- 0	NEUTRAL	0- 0	0- 0	0- 0				

RPI 1-25	RPI 26-50	RPI 51-100	RPI 101+	Team's RPI: 346
RPI S Opponent Score	RPI S Opponent Score	RPI S Opponent Score	RPI S Opponent Score	Score
	46 H Albany (NY) 43 83	90 H Boston College 37 58	101 A Bucknell 56 74	
			139 A Harvard 55 73	
			175 H Marist 54 73	
			192 H Northeastern 44 77	
			193 H Rhode Island 41 57	
			210 A Lehigh 48 72	
			210 H Lehigh 66 73	
			226 A Massachusetts 56 73	
			249 H American 63 59	
			263 A Loyola Maryland 54 63	
			266 A Dartmouth 52 72	
			267 A New Hampshire 52 69	
			268 A Navy 56 67	
			268 H Navy 51 49	
			271 H Holy Cross 41 60	
			275 H Vermont 45 60	
			300 H Colgate 63 72	
			323 A UMass Lowell 57 70	
			330 A Lafayette 56 71	
LAST 12 Division I GAMES:				
	268 H Navy 51 49	330 A Lafayette 56 71		
	210 A Lehigh 48 72	268 A Navy 56 67		
	101 A Bucknell 56 74	210 H Lehigh 66 73		
	300 H Colgate 63 72	271 H Holy Cross 41 60		
	263 A Loyola Maryland 54 63	275 H Vermont 45 60		
	249 H American 63 59	226 A Massachusetts 56 73		

Non-Div I Games:

Boston U.

■ Loss,
 ■ Non-Conf, S Site,
 ■ Home
 ■ Away
 N Neutral

Bowling Green

Through Games Of Feb. 5, 2016

Average RPI Win:	257	WON-LOST	WINNING	LAST 10	STRENGTH OF	OPP. STRENGTH	TEAM	ADJ.	CONF.	ADJ CONF.
Average RPI Loss:	125	RECORD	PCT. RANK	GAMES	SCHEDULE	OF SCHEDULE	RPI	RPI	RPI	RPI
DIV. I ONLY	8- 10	201	4- 6	239	165	234	234	12	12	
DIV. I NON-CONF.	4- 5	193	0- 3	323	216	281	281	13	13	
TOTALS	RPI 1-25	RPI 26-50	W-L RECORDS	RPI 51-100	RPI 101-150	RPI 150+				
8- 10	0- 0	0- 1	OVERALL	0- 3	1- 3	7- 3				
5- 4	0- 0	0- 1	HOME	0- 2	1- 1	4- 0				
2- 5	0- 0	0- 0	AWAY	0- 1	0- 2	2- 2				
1- 1	0- 0	0- 0	NEUTRAL	0- 0	0- 0	1- 1				
4- 5	0- 0	0- 0	NON-CONFERENCE	0- 2	0- 0	4- 3				
3- 1	0- 0	0- 0	HOME	0- 1	0- 0	3- 0				
0- 3	0- 0	0- 0	AWAY	0- 1	0- 0	0- 2				
1- 1	0- 0	0- 0	NEUTRAL	0- 0	0- 0	1- 1				
4- 5	0- 0	0- 1	CONFERENCE	0- 1	1- 3	3- 0				
2- 3	0- 0	0- 1	HOME	0- 1	1- 1	1- 0				
2- 2	0- 0	0- 0	AWAY	0- 0	0- 2	2- 0				
0- 0	0- 0	0- 0	NEUTRAL	0- 0	0- 0	0- 0				

RPI 1-25				RPI 26-50				RPI 51-100				RPI 101+				Team's RPI: 234	
RPI	S	Opponent	Score	RPI	S	Opponent	Score	RPI	S	Opponent	Score	RPI	S	Opponent	Score		
				32	H	Ohio	57 72	56	H	South Dakota St.	45 58	108	A	Toledo	61 75		
								58	H	Ball St.	56 67	109	H	Akron	55 71		
								87	A	Virginia	39 68	116	A	Western Mich.	45 74		
												124	H	Eastern Mich.	67 63		
												163	N	Jacksonville	72 69		
												169	N	Davidson	56 60		
												207	A	Cincinnati	51 54		
												245	A	Miami (OH)	64 58		
												264	A	Northern Ill.	58 43		
												304	H	Bradley	66 53		
												306	A	Cleveland St.	48 69		
												309	H	Illinois St.	70 52		
												317	H	Evansville	74 56		
												329	H	Kent St.	71 49		
LAST 12 Division I GAMES:																	
				108	A	Toledo	61 75	32	H	Ohio	57 72						
				124	H	Eastern Mich.	67 63	116	A	Western Mich.	45 74						
				329	H	Kent St.	71 49	245	A	Miami (OH)	64 58						
				264	A	Northern Ill.	58 43	56	H	South Dakota St.	45 58						
				58	H	Ball St.	56 67	87	A	Virginia	39 68						
				109	H	Akron	55 71	306	A	Cleveland St.	48 69						

Non-Div I Games:

Bowling Green

■ Loss,
 ■ Non-Conf,
 ■ S Site,
 ■ H Home
 ■ A Away
 N Neutral

Average RPI Win: 290	WON-LOST	WINNING	LAST 10	STRENGTH OF	OPP. STRENGTH	TEAM	ADJ.	CONF.	ADJ CONF.
Average RPI Loss: 165	RECORD	PCT. RANK	GAMES	SCHEDULE	OF SCHEDULE	RPI	RPI	RPI	RPI
DIV. I ONLY	5- 15	289	2- 8	281	204	304	304	21	21
DIV. I NON-CONF.	3- 7	248	0- 2	221	237	249	249	17	17
TOTALS	RPI 1-25	RPI 26-50	W-L RECORDS	RPI 51-100	RPI 101-150	RPI 150+			
5- 15	0- 0	0- 2	OVERALL	0- 2	0- 5	5- 6			
3- 7	0- 0	0- 1	HOME	0- 1	0- 4	3- 1			
2- 8	0- 0	0- 1	AWAY	0- 1	0- 1	2- 5			
0- 0	0- 0	0- 0	NEUTRAL	0- 0	0- 0	0- 0			
3- 7	0- 0	0- 2	NON-CONFERENCE	0- 1	0- 1	3- 3			
1- 3	0- 0	0- 1	HOME	0- 0	0- 1	1- 1			
2- 4	0- 0	0- 1	AWAY	0- 1	0- 0	2- 2			
0- 0	0- 0	0- 0	NEUTRAL	0- 0	0- 0	0- 0			
2- 8	0- 0	0- 0	CONFERENCE	0- 1	0- 4	2- 3			
2- 4	0- 0	0- 0	HOME	0- 1	0- 3	2- 0			
0- 4	0- 0	0- 0	AWAY	0- 0	0- 1	0- 3			
0- 0	0- 0	0- 0	NEUTRAL	0- 0	0- 0	0- 0			

RPI 1-25			RPI 26-50			RPI 51-100			RPI 101+			Team's RPI: 304			
RPI	S	Opponent	Score	RPI	S	Opponent	Score	RPI	S	Opponent	Score				
				31	H	Oklahoma	46 79	85	A	Saint Louis	58 75	106	H	Drake	64 76
				45	A	Iowa	53 60	92	H	Missouri St.	44 55	116	H	Western Mich.	59 72
												121	H	UNI	47 55
												146	H	Loyola Chicago	54 67
												147	A	Southern Ill.	49 75
												182	A	Detroit	75 67
												214	H	Ill.-Chicago	56 66
												234	A	Bowling Green	53 66
												254	A	Indiana St.	37 59
												264	A	Northern Ill.	64 68
												284	H	Wichita St.	50 44
												309	A	Illinois St.	49 54
												317	A	Evansville	46 62
												317	H	Evansville	66 52
												329	H	Kent St.	68 60
												336	A	Chicago St.	66 60
LAST 12 Division I GAMES:															
				317	H	Evansville	66 52	92	H	Missouri St.	44 55				
				121	H	UNI	47 55	317	A	Evansville	46 62				
				106	H	Drake	64 76	147	A	Southern Ill.	49 75				
				254	A	Indiana St.	37 59	146	H	Loyola Chicago	54 67				
				309	A	Illinois St.	49 54	85	A	Saint Louis	58 75				
				284	H	Wichita St.	50 44	264	A	Northern Ill.	64 68				

Non-Div I Games: Eureka 87 47

Bradley

Average RPI Win:	260	WON-LOST	WINNING	LAST 10	STRENGTH OF	OPP. STRENGTH	TEAM	ADJ.	CONF.	ADJ CONF.
Average RPI Loss:	149	RECORD	PCT. RANK	GAMES	SCHEDULE	OF SCHEDULE	RPI	RPI	RPI	RPI
DIV. I ONLY	10- 7	128	3- 6	289	229	161	161	10	10	
DIV. I NON-CONF.	10- 2	33	5- 1	335	326	144	144	11	11	
TOTALS	RPI 1-25	RPI 26-50	W-L RECORDS	RPI 51-100	RPI 101-150	RPI 150+				
10- 7	0- 0	0- 1	OVERALL	0- 1	0- 2	10- 3				
5- 1	0- 0	0- 0	HOME	0- 0	0- 1	5- 0				
5- 6	0- 0	0- 1	AWAY	0- 1	0- 1	5- 3				
0- 0	0- 0	0- 0	NEUTRAL	0- 0	0- 0	0- 0				
10- 2	0- 0	0- 0	NON-CONFERENCE	0- 0	0- 0	10- 2				
5- 0	0- 0	0- 0	HOME	0- 0	0- 0	5- 0				
5- 2	0- 0	0- 0	AWAY	0- 0	0- 0	5- 2				
0- 0	0- 0	0- 0	NEUTRAL	0- 0	0- 0	0- 0				
0- 5	0- 0	0- 1	CONFERENCE	0- 1	0- 2	0- 1				
0- 1	0- 0	0- 0	HOME	0- 0	0- 1	0- 0				
0- 4	0- 0	0- 1	AWAY	0- 1	0- 1	0- 1				
0- 0	0- 0	0- 0	NEUTRAL	0- 0	0- 0	0- 0				

RPI 1-25				RPI 26-50				RPI 51-100				RPI 101+				Team's RPI: 161	
RPI	S	Opponent	Score	RPI	S	Opponent	Score	RPI	S	Opponent	Score	RPI	S	Opponent	Score		
				42	A	Penn	49 66					107	A	Yale	54 81		
												107	H	Yale	39 48		
												165	A	Cornell	70 85		
												193	H	Rhode Island	67 63		
												206	A	Bryant	84 67		
												212	H	Binghamton	67 65		
												235	H	Providence	57 47		
												237	A	Manhattan	56 80		
												244	H	Morgan St.	72 45		
												258	A	Bethune-Cookman	68 61		
												275	H	Vermont	71 54		
												315	A	Fairleigh Dickinson	63 48		
												329	A	Kent St.	62 57		
												331	A	Saint Peter's	67 79		
												337	A	NJIT	74 49		
LAST 12 Division I GAMES:																	
				165	A	Cornell	70 85	331	A	Saint Peter's	67 79						
				42	A	Penn	49 66	315	A	Fairleigh Dickinson	63 48						
				51	A	Princeton	53 72	329	A	Kent St.	62 57						
				107	H	Yale	39 48	206	A	Bryant	84 67						
				107	A	Yale	54 81	212	H	Binghamton	67 65						
				337	A	NJIT	74 49	193	H	Rhode Island	67 63						

Non-Div I Games: Mount Ida 114 28 Rhode Island Col. 90 35

Brown

Loss, Non-Conf, S Site, H Home A Away N Neutral

Average RPI Win:	295	WON-LOST	WINNING	LAST 10	STRENGTH OF	OPP. STRENGTH	TEAM	ADJ.	CONF.	ADJ CONF.
Average RPI Loss:	158	RECORD	PCT. RANK	GAMES	SCHEDULE	OF SCHEDULE	RPI	RPI	RPI	RPI
DIV. I ONLY	13- 8	106	10- 0	327	328	206	206	31	31	
DIV. I NON-CONF.	3- 8	258	1- 1	279	214	300	300	32	32	
TOTALS	RPI 1-25	RPI 26-50	W-L RECORDS	RPI 51-100	RPI 101-150	RPI 150+				
13- 8	0- 1	0- 0	OVERALL	0- 2	0- 0	13- 5				
6- 3	0- 0	0- 0	HOME	0- 0	0- 0	6- 3				
7- 5	0- 1	0- 0	AWAY	0- 2	0- 0	7- 2				
0- 0	0- 0	0- 0	NEUTRAL	0- 0	0- 0	0- 0				
3- 8	0- 1	0- 0	NON-CONFERENCE	0- 2	0- 0	3- 5				
2- 3	0- 0	0- 0	HOME	0- 0	0- 0	2- 3				
1- 5	0- 1	0- 0	AWAY	0- 2	0- 0	1- 2				
0- 0	0- 0	0- 0	NEUTRAL	0- 0	0- 0	0- 0				
10- 0	0- 0	0- 0	CONFERENCE	0- 0	0- 0	10- 0				
4- 0	0- 0	0- 0	HOME	0- 0	0- 0	4- 0				
6- 0	0- 0	0- 0	AWAY	0- 0	0- 0	6- 0				
0- 0	0- 0	0- 0	NEUTRAL	0- 0	0- 0	0- 0				

RPI	S	Opponent	Score	RPI	S	Opponent	Score	RPI	S	Opponent	Score	RPI	S	Opponent	Score	Team's RPI: 206
19	A	Seton Hall	57 93					90	A	Boston College	59 74	161	H	Brown	67 84	
								94	A	Maine	38 76	165	H	Cornell	62 70	
												204	H	Robert Morris	71 65	
												226	H	Massachusetts	69 86	
												235	A	Providence	78 88	
												259	A	Sacred Heart	61 59	
												267	H	New Hampshire	55 42	
												271	A	Holy Cross	64 65	
												274	H	Saint Francis (PA)	84 72	
												275	H	Vermont	68 52	
												285	A	Central Conn. St.	65 53	
												285	H	Central Conn. St.	70 56	
												315	A	Fairleigh Dickinson	70 41	
												323	A	UMass Lowell	83 64	
												324	H	LIU Brooklyn	63 55	
												338	A	Wagner	82 71	
												339	A	Mt. St. Mary's	70 59	
												345	A	St. Francis Brooklyn	70 42	
LAST 12 Division I GAMES:																
285	A	Central Conn. St.	65 53	339	A	Mt. St. Mary's	70 59									
259	A	Sacred Heart	61 59	338	A	Wagner	82 71									
274	H	Saint Francis (PA)	84 72	315	A	Fairleigh Dickinson	70 41									
204	H	Robert Morris	71 65	285	H	Central Conn. St.	70 56									
345	A	St. Francis Brooklyn	70 42	90	A	Boston College	59 74									
324	H	LIU Brooklyn	63 55	267	H	New Hampshire	55 42									

Non-Div I Games:

Bryant

■ Loss,
 ■ Non-Conf,
 ■ S Site,
 ■ H Home
 ■ A Away
 N Neutral

Average RPI Win:	255	WON-LOST	WINNING	LAST 10	STRENGTH OF	OPP. STRENGTH	TEAM	ADJ.	CONF.	ADJ CONF.
Average RPI Loss:	135	RECORD	PCT. RANK	GAMES	SCHEDULE	OF SCHEDULE	RPI	RPI	RPI	RPI
DIV. I ONLY	15- 6	65	9- 1	202	296	101	101	29	29	
DIV. I NON-CONF.	6- 5	146	1- 1	229	285	170	170	29	29	
TOTALS	RPI 1-25	RPI 26-50	W-L RECORDS	RPI 51-100	RPI 101-150	RPI 150+				
15- 6	0- 1	0- 0	OVERALL	1- 1	0- 1	14- 3				
9- 1	0- 0	0- 0	HOME	1- 0	0- 1	8- 0				
6- 5	0- 1	0- 0	AWAY	0- 1	0- 0	6- 3				
0- 0	0- 0	0- 0	NEUTRAL	0- 0	0- 0	0- 0				
6- 5	0- 1	0- 0	NON-CONFERENCE	0- 0	0- 1	6- 3				
4- 1	0- 0	0- 0	HOME	0- 0	0- 1	4- 0				
2- 4	0- 1	0- 0	AWAY	0- 0	0- 0	2- 3				
0- 0	0- 0	0- 0	NEUTRAL	0- 0	0- 0	0- 0				
9- 1	0- 0	0- 0	CONFERENCE	1- 1	0- 0	8- 0				
5- 0	0- 0	0- 0	HOME	1- 0	0- 0	4- 0				
4- 1	0- 0	0- 0	AWAY	0- 1	0- 0	4- 0				
0- 0	0- 0	0- 0	NEUTRAL	0- 0	0- 0	0- 0				

RPI 1-25				RPI 26-50				RPI 51-100				RPI 101+				Team's RPI: 101	
RPI	S	Opponent	Score	RPI	S	Opponent	Score	RPI	S	Opponent	Score	RPI	S	Opponent	Score		
1	A	Notre Dame	54 85					76	A	Army West Point	63 68	105	H	Youngstown St.	47 55		
								76	H	Army West Point	79 69	180	A	UMBC	52 65		
												189	H	Delaware	80 51		
												202	A	Canisius	56 61		
												210	H	Lehigh	80 77		
												212	H	Binghamton	76 46		
												237	A	Manhattan	61 56		
												244	A	Morgan St.	50 64		
												249	A	American	66 60		
												249	H	American	60 54		
												263	H	Loyola Maryland	71 64		
												268	A	Navy	51 41		
												271	A	Holy Cross	58 51		
												300	A	Colgate	71 51		
												306	A	Cleveland St.	59 57		
												315	H	Fairleigh Dickinson	72 62		
												339	H	Mt. St. Mary's	71 45		
												346	H	Boston U.	74 56		
LAST 12 Division I GAMES:																	
249	H	American	60 54	271	A	Holy Cross	58 51										
76	A	Army West Point	63 68	249	A	American	66 60										
346	H	Boston U.	74 56	76	H	Army West Point	79 69										
263	H	Loyola Maryland	71 64	268	A	Navy	51 41										
300	A	Colgate	71 51	244	A	Morgan St.	50 64										
210	H	Lehigh	80 77	189	H	Delaware	80 51										

Non-Div I Games:

Bucknell

■ Loss,
■ Non-Conf, S Site,
■ Home
■ Away
N Neutral

Average RPI Win:	218	WON-LOST	WINNING	LAST 10	STRENGTH OF	OPP. STRENGTH	TEAM	ADJ.	CONF.	ADJ CONF.
Average RPI Loss:	117	RECORD	PCT. RANK	GAMES	SCHEDULE	OF SCHEDULE	RPI	RPI	RPI	RPI
DIV. I ONLY	11- 9	143	4- 6	143	175	126	126	12	12	
DIV. I NON-CONF.	8- 3	77	2- 1	201	223	96	96	13	13	
TOTALS	RPI 1-25	RPI 26-50	W-L RECORDS	RPI 51-100	RPI 101-150	RPI 150+				
11- 9	0- 1	1- 1	OVERALL	1- 2	0- 3	9- 2				
5- 3	0- 1	1- 0	HOME	1- 0	0- 2	3- 0				
5- 6	0- 0	0- 1	AWAY	0- 2	0- 1	5- 2				
1- 0	0- 0	0- 0	NEUTRAL	0- 0	0- 0	1- 0				
8- 3	0- 1	0- 1	NON-CONFERENCE	0- 1	0- 0	8- 0				
3- 1	0- 1	0- 0	HOME	0- 0	0- 0	3- 0				
4- 2	0- 0	0- 1	AWAY	0- 1	0- 0	4- 0				
1- 0	0- 0	0- 0	NEUTRAL	0- 0	0- 0	1- 0				
3- 6	0- 0	1- 0	CONFERENCE	1- 1	0- 3	1- 2				
2- 2	0- 0	1- 0	HOME	1- 0	0- 2	0- 0				
1- 4	0- 0	0- 0	AWAY	0- 1	0- 1	1- 2				
0- 0	0- 0	0- 0	NEUTRAL	0- 0	0- 0	0- 0				

RPI 1-25				RPI 26-50				RPI 51-100				RPI 101+ Team's RPI: 126			
RPI	S	Opponent	Score	RPI	S	Opponent	Score	RPI	S	Opponent	Score	RPI	S	Opponent	Score
24	H	Duquesne	62 79	32	H	Ohio	51 43	58	A	Ball St.	63 68	109	H	Akron	61 69
				33	A	St. Bonaventure	32 59	77	A	Hofstra	36 79	116	H	Western Mich.	78 92
								83	H	Central Mich.	67 61	124	A	Eastern Mich.	56 67
												165	H	Cornell	59 41
												202	H	Canisius	54 40
												226	A	Massachusetts	56 48
												243	N	Clemson	61 51
												245	A	Miami (OH)	58 69
												250	A	UCF	66 60
												259	A	Sacred Heart	66 53
												264	A	Northern Ill.	74 76
												287	A	Niagara	57 48
												324	H	LIU Brooklyn	55 38
												329	A	Kent St.	77 66
LAST 12 Division I GAMES:															
				32	H	Ohio	51 43	329	A	Kent St.	77 66				
				264	A	Northern Ill.	74 76	83	H	Central Mich.	67 61				
				245	A	Miami (OH)	58 69	124	A	Eastern Mich.	56 67				
				116	H	Western Mich.	78 92	259	A	Sacred Heart	66 53				
				109	H	Akron	61 69	287	A	Niagara	57 48				
				58	A	Ball St.	63 68	33	A	St. Bonaventure	32 59				

Non-Div I Games:

Buffalo

■ Loss,
■ Non-Conf, S Site,
■ Home
■ Away
N Neutral

Average RPI Win:	179	WON-LOST	WINNING	LAST 10	STRENGTH OF	OPP. STRENGTH	TEAM	ADJ.	CONF.	ADJ CONF.
Average RPI Loss:	85	RECORD	PCT. RANK	GAMES	SCHEDULE	OF SCHEDULE	RPI	RPI	RPI	RPI
DIV. I ONLY	7- 15	263	2- 8	78	46	186	186	6	6	
DIV. I NON-CONF.	5- 6	180	0- 1	122	26	139	139	6	6	
TOTALS	RPI 1-25	RPI 26-50	W-L RECORDS	RPI 51-100	RPI 101-150	RPI 150+				
7- 15	0- 3	0- 2	OVERALL	2- 4	1- 5	4- 1				
4- 6	0- 2	0- 0	HOME	2- 2	1- 2	1- 0				
2- 9	0- 1	0- 2	AWAY	0- 2	0- 3	2- 1				
1- 0	0- 0	0- 0	NEUTRAL	0- 0	0- 0	1- 0				
5- 6	0- 1	0- 1	NON-CONFERENCE	1- 2	1- 1	3- 1				
3- 1	0- 1	0- 0	HOME	1- 0	1- 0	1- 0				
1- 5	0- 0	0- 1	AWAY	0- 2	0- 1	1- 1				
1- 0	0- 0	0- 0	NEUTRAL	0- 0	0- 0	1- 0				
2- 9	0- 2	0- 1	CONFERENCE	1- 2	0- 4	1- 0				
1- 5	0- 1	0- 0	HOME	1- 2	0- 2	0- 0				
1- 4	0- 1	0- 1	AWAY	0- 0	0- 2	1- 0				
0- 0	0- 0	0- 0	NEUTRAL	0- 0	0- 0	0- 0				

RPI 1-25				RPI 26-50				RPI 51-100				RPI 101+ Team's RPI: 186			
RPI	S	Opponent	Score	RPI	S	Opponent	Score	RPI	S	Opponent	Score	RPI	S	Opponent	Score
19	A	Seton Hall	77 98	40	A	South Fla.	77 87	57	A	Chattanooga	49 60	104	A	Wright St.	53 66
22	H	DePaul	54 61	41	A	St. John's (NY)	41 68	58	A	Ball St.	50 58	112	A	Creighton	49 77
23	H	Green Bay	46 55					62	H	Villanova	45 57	112	H	Creighton	42 52
								82	H	Marquette	64 80	136	H	Arkansas	63 57
								91	H	TCU	65 53	141	A	Xavier	47 55
								96	H	Georgetown	82 76	141	H	Xavier	63 73
												201	H	Valparaiso	72 53
												235	A	Providence	77 67
												243	N	Clemson	54 50
												250	A	UCF	71 63
												254	A	Indiana St.	63 70
LAST 12 Division I GAMES:															
112	H	Creighton	42 52	112	A	Creighton	49 77								
141	A	Xavier	47 55	235	A	Providence	77 67								
19	A	Seton Hall	77 98	141	H	Xavier	63 73								
41	A	St. John's (NY)	41 68	96	H	Georgetown	82 76								
82	H	Marquette	64 80	62	H	Villanova	45 57								
22	H	DePaul	54 61	254	A	Indiana St.	63 70								

Non-Div I Games:

Butler

■ Loss,
■ Non-Conf,
■ S Site,
■ H Home
■ A Away
N Neutral

CSU Bakersfield

Through Games Of Feb. 5, 2016

Average RPI Win:	262	WON-LOST	WINNING	LAST 10	STRENGTH OF	OPP. STRENGTH	TEAM	ADJ.	CONF.	ADJ CONF.
Average RPI Loss:	128	RECORD	PCT. RANK	GAMES	SCHEDULE	OF SCHEDULE	RPI	RPI	RPI	RPI
DIV. I ONLY	7- 16	270	5- 5	156	144	257	257	25	25	
DIV. I NON-CONF.	3- 12	290	2- 2	87	36	244	244	25	25	
TOTALS	RPI 1-25	RPI 26-50	W-L RECORDS	RPI 51-100	RPI 101-150	RPI 150+				
7- 16	0- 5	0- 0	OVERALL	0- 1	0- 3	7- 7				
6- 5	0- 0	0- 0	HOME	0- 0	0- 1	6- 4				
1- 9	0- 3	0- 0	AWAY	0- 1	0- 2	1- 3				
0- 2	0- 2	0- 0	NEUTRAL	0- 0	0- 0	0- 0				
3- 12	0- 5	0- 0	NON-CONFERENCE	0- 1	0- 2	3- 4				
3- 3	0- 0	0- 0	HOME	0- 0	0- 1	3- 2				
0- 7	0- 3	0- 0	AWAY	0- 1	0- 1	0- 2				
0- 2	0- 2	0- 0	NEUTRAL	0- 0	0- 0	0- 0				
4- 4	0- 0	0- 0	CONFERENCE	0- 0	0- 1	4- 3				
3- 2	0- 0	0- 0	HOME	0- 0	0- 0	3- 2				
1- 2	0- 0	0- 0	AWAY	0- 0	0- 1	1- 1				
0- 0	0- 0	0- 0	NEUTRAL	0- 0	0- 0	0- 0				

RPI 1-25				RPI 26-50				RPI 51-100				RPI 101+ Team's RPI: 257			
RPI	S	Opponent	Score	RPI	S	Opponent	Score	RPI	S	Opponent	Score	RPI	S	Opponent	Score
2	N	South Carolina	71 90					66	A	UC Riverside	61 81	102	A	New Mexico St.	63 86
5	A	Stanford	41 83									138	A	Fresno St.	52 57
7	A	Oregon St.	51 75									142	H	Pacific	74 80
9	A	UCLA	68 82									156	A	Hawaii	60 74
10	N	Arizona St.	47 60									156	H	Hawaii	55 65
												195	H	Cal Poly	57 52
												198	A	UTRGV	46 60
												219	H	San Jose St.	90 88
												221	H	Utah Valley	61 54
												227	H	Grand Canyon	51 61
												236	H	Seattle	76 68
												262	A	UC Santa Barbara	60 61
												265	H	Pepperdine	73 76
												307	A	UMKC	78 68
												307	H	UMKC	40 56
												321	H	UC Irvine	65 39
												336	H	Chicago St.	76 43
LAST 12 Division I GAMES:															
307	A	UMKC	78 68	307	H	UMKC	40 56								
221	H	Utah Valley	61 54	336	H	Chicago St.	76 43								
227	H	Grand Canyon	51 61	321	H	UC Irvine	65 39								
102	A	New Mexico St.	63 86	156	H	Hawaii	55 65								
198	A	UTRGV	46 60	5	A	Stanford	41 83								
236	H	Seattle	76 68	195	H	Cal Poly	57 52								

Non-Div I Games:

CSU Bakersfield

Loss, Non-Conf, S Site, H Home A Away N Neutral

Average RPI Win:	246	WON-LOST	WINNING	LAST 10	STRENGTH OF	OPP. STRENGTH	TEAM	ADJ.	CONF.	ADJ CONF.
Average RPI Loss:	160	RECORD	PCT. RANK	GAMES	SCHEDULE	OF SCHEDULE	RPI	RPI	RPI	RPI
DIV. I ONLY	5- 17	301	3- 7	228	142	283	283	22	22	
DIV. I NON-CONF.	2- 12	311	0- 4	215	42	289	289	22	22	
TOTALS	RPI 1-25	RPI 26-50	W-L RECORDS	RPI 51-100	RPI 101-150	RPI 150+				
5- 17	0- 1	0- 2	OVERALL	0- 3	1- 2	4- 9				
3- 6	0- 0	0- 2	HOME	0- 0	1- 0	2- 4				
2- 11	0- 1	0- 0	AWAY	0- 3	0- 2	2- 5				
0- 0	0- 0	0- 0	NEUTRAL	0- 0	0- 0	0- 0				
2- 12	0- 1	0- 2	NON-CONFERENCE	0- 3	1- 1	1- 5				
1- 4	0- 0	0- 2	HOME	0- 0	1- 0	0- 2				
1- 8	0- 1	0- 0	AWAY	0- 3	0- 1	1- 3				
0- 0	0- 0	0- 0	NEUTRAL	0- 0	0- 0	0- 0				
3- 5	0- 0	0- 0	CONFERENCE	0- 0	0- 1	3- 4				
2- 2	0- 0	0- 0	HOME	0- 0	0- 0	2- 2				
1- 3	0- 0	0- 0	AWAY	0- 0	0- 1	1- 2				
0- 0	0- 0	0- 0	NEUTRAL	0- 0	0- 0	0- 0				

RPI 1-25			RPI 26-50			RPI 51-100			RPI 101+ Team's RPI: 283		
RPI	S	Opponent	Score	RPI	S	Opponent	Score	RPI	S	Opponent	Score
10	A	Arizona St.	46 69	26	H	Georgia	58 83	68	A	San Diego	64 86
				44	H	St. Mary's (CA)	59 93	71	A	California	44 106
								74	A	Utah	56 97
LAST 12 Division I GAMES:											
148	A	Long Beach St.	71 74	156	A	Hawaii	50 77	130	A	Idaho	50 106
341	H	Cal St. Fullerton	79 52	196	H	UC Davis	52 75	137	H	Penn St.	81 73
321	A	UC Irvine	83 64	236	H	Seattle	56 62	148	A	Long Beach St.	71 74
156	H	Hawaii	63 60	71	A	California	44 106	156	A	Hawaii	50 77
195	A	Cal Poly	62 66	10	A	Arizona St.	46 69	156	H	Hawaii	63 60
262	H	UC Santa Barbara	49 65	318	A	Portland St.	77 83	178	A	Eastern Wash.	59 70
								195	A	Cal Poly	62 66
								196	H	UC Davis	52 75
								236	H	Seattle	56 62
								262	H	UC Santa Barbara	49 65
								273	A	Portland	68 62
								276	H	San Diego St.	65 67
								318	A	Portland St.	77 83
								321	A	UC Irvine	83 64
								328	A	Southern Utah	65 67
								341	H	Cal St. Fullerton	79 52

Non-Div I Games:

CSUN

■ Loss,
■ Non-Conf,
■ S Site,
■ H Home
■ A Away
N Neutral

Average RPI Win:	242	WON-LOST	WINNING	LAST 10	STRENGTH OF	OPP. STRENGTH	TEAM	ADJ.	CONF.	ADJ CONF.
Average RPI Loss:	134	RECORD	PCT. RANK	GAMES	SCHEDULE	OF SCHEDULE	RPI	RPI	RPI	RPI
DIV. I ONLY	10- 11	181	4- 6	193	207	195	195	22	22	
DIV. I NON-CONF.	7- 6	156	1- 3	138	152	124	124	22	22	
TOTALS	RPI 1-25	RPI 26-50	W-L RECORDS	RPI 51-100	RPI 101-150	RPI 150+				
10- 11	0- 1	0- 1	OVERALL	0- 3	2- 1	8- 5				
6- 3	0- 0	0- 0	HOME	0- 1	1- 0	5- 2				
4- 7	0- 1	0- 1	AWAY	0- 2	1- 1	3- 2				
0- 1	0- 0	0- 0	NEUTRAL	0- 0	0- 0	0- 1				
7- 6	0- 1	0- 1	NON-CONFERENCE	0- 2	2- 0	5- 2				
4- 1	0- 0	0- 0	HOME	0- 1	1- 0	3- 0				
3- 4	0- 1	0- 1	AWAY	0- 1	1- 0	2- 1				
0- 1	0- 0	0- 0	NEUTRAL	0- 0	0- 0	0- 1				
3- 5	0- 0	0- 0	CONFERENCE	0- 1	0- 1	3- 3				
2- 2	0- 0	0- 0	HOME	0- 0	0- 0	2- 2				
1- 3	0- 0	0- 0	AWAY	0- 1	0- 1	1- 1				
0- 0	0- 0	0- 0	NEUTRAL	0- 0	0- 0	0- 0				

RPI 1-25				RPI 26-50				RPI 51-100				RPI 101+ Team's RPI: 195			
RPI	S	Opponent	Score	RPI	S	Opponent	Score	RPI	S	Opponent	Score	RPI	S	Opponent	Score
7	A	Oregon St.	43 80	44	A	St. Mary's (CA)	83 87	65	H	Santa Clara	63 69	118	A	San Francisco	62 61
								66	A	UC Riverside	83 93	138	H	Fresno St.	64 60
								71	A	California	57 82	148	A	Long Beach St.	53 65
												156	H	Hawaii	58 64
												162	H	Montana St.	66 57
												196	H	UC Davis	57 75
												198	N	UTRGV	58 66
												213	H	Sacramento St.	97 72
												247	H	Loyola Marymount	70 58
												257	A	CSU Bakersfield	52 57
												262	A	UC Santa Barbara	67 78
												265	A	Pepperdine	61 47
												283	H	CSUN	66 62
												321	A	UC Irvine	72 54
												333	A	A&M-Corpus Christi	56 45
												341	H	Cal St. Fullerton	51 46
LAST 12 Division I GAMES:															
156	H	Hawaii	58 64	321	A	UC Irvine	72 54								
148	A	Long Beach St.	53 65	262	A	UC Santa Barbara	67 78								
66	A	UC Riverside	83 93	213	H	Sacramento St.	97 72								
196	H	UC Davis	57 75	7	A	Oregon St.	43 80								
283	H	CSUN	66 62	257	A	CSU Bakersfield	52 57								
341	H	Cal St. Fullerton	51 46	44	A	St. Mary's (CA)	83 87								

Non-Div I Games:

Cal Poly

■ Loss,
 ■ Non-Conf,
 ■ S Site,
 ■ H Home
 ■ A Away
 N Neutral

Average RPI Win:	283	WON-LOST	WINNING	LAST 10	STRENGTH OF	OPP. STRENGTH	TEAM	ADJ.	CONF.	ADJ CONF.
Average RPI Loss:	213	RECORD	PCT. RANK	GAMES	SCHEDULE	OF SCHEDULE	RPI	RPI	RPI	RPI
DIV. I ONLY	2- 20	344	0- 10	273	327	341	341	22	22	
DIV. I NON-CONF.	2- 12	311	0- 4	262	336	330	330	22	22	
TOTALS	RPI 1-25	RPI 26-50	W-L RECORDS	RPI 51-100	RPI 101-150	RPI 150+				
2- 20	0- 0	0- 0	OVERALL	0- 1	0- 3	2- 16				
1- 8	0- 0	0- 0	HOME	0- 1	0- 1	1- 6				
1- 11	0- 0	0- 0	AWAY	0- 0	0- 2	1- 9				
0- 1	0- 0	0- 0	NEUTRAL	0- 0	0- 0	0- 1				
2- 12	0- 0	0- 0	NON-CONFERENCE	0- 1	0- 1	2- 10				
1- 5	0- 0	0- 0	HOME	0- 1	0- 0	1- 4				
1- 6	0- 0	0- 0	AWAY	0- 0	0- 1	1- 5				
0- 1	0- 0	0- 0	NEUTRAL	0- 0	0- 0	0- 1				
0- 8	0- 0	0- 0	CONFERENCE	0- 0	0- 2	0- 6				
0- 3	0- 0	0- 0	HOME	0- 0	0- 1	0- 2				
0- 5	0- 0	0- 0	AWAY	0- 0	0- 1	0- 4				
0- 0	0- 0	0- 0	NEUTRAL	0- 0	0- 0	0- 0				

RPI 1-25				RPI 26-50				RPI 51-100				RPI 101+				Team's RPI: 341	
RPI	S	Opponent	Score	RPI	S	Opponent	Score	RPI	S	Opponent	Score	RPI	S	Opponent	Score		
								68	H	San Diego	44	53	148	A	Long Beach St.	57	62
													148	H	Long Beach St.	61	82
													150	A	SMU	53	74
													156	A	Hawaii	53	62
													162	A	Montana St.	66	89
													165	H	Cornell	47	59
													174	H	Weber St.	40	60
													178	H	Eastern Wash.	57	68
													195	A	Cal Poly	46	51
													217	A	Montana	51	86
													246	H	Wyoming	56	61
													247	A	Loyola Marymount	75	73
													262	A	UC Santa Barbara	49	79
													262	H	UC Santa Barbara	47	65
													264	N	Northern Ill.	49	72
													265	A	Pepperdine	75	81
													276	A	San Diego St.	43	54
													283	A	CSUN	52	79
													318	H	Portland St.	84	69
													321	H	UC Irvine	58	62
													326	A	North Dakota St.	64	79
LAST 12 Division I GAMES:																	
				262	A	UC Santa Barbara	49	79		262	H	UC Santa Barbara	47	65			
				283	A	CSUN	52	79		148	H	Long Beach St.	61	82			
				156	A	Hawaii	53	62		326	A	North Dakota St.	64	79			
				321	H	UC Irvine	58	62		165	H	Cornell	47	59			
				148	A	Long Beach St.	57	62		276	A	San Diego St.	43	54			
				195	A	Cal Poly	46	51		178	H	Eastern Wash.	57	68			

Non-Div I Games:

Cal St. Fullerton

■ Loss,
 ■ Non-Conf,
 ■ S Site,
 ■ H Home
 ■ A Away
 N Neutral

California

Through Games Of Feb. 5, 2016

Average RPI Win:	130	WON-LOST	WINNING	LAST 10	STRENGTH OF	OPP. STRENGTH	TEAM	ADJ.	CONF.	ADJ CONF.
Average RPI Loss:	33	RECORD	PCT. RANK	GAMES	SCHEDULE	OF SCHEDULE	RPI	RPI	RPI	RPI
DIV. I ONLY	11- 12	178	2- 8	12	3	71	71	1	1	
DIV. I NON-CONF.	8- 2	51	0- 0	57	44	42	42	1	1	
TOTALS	RPI 1-25	RPI 26-50	W-L RECORDS	RPI 51-100	RPI 101-150	RPI 150+				
11- 12	2- 7	0- 2	OVERALL	3- 3	1- 0	5- 0				
8- 4	1- 1	0- 2	HOME	3- 1	0- 0	4- 0				
2- 7	1- 1	0- 0	AWAY	0- 0	0- 0	1- 0				
1- 1	0- 1	0- 0	NEUTRAL	0- 0	1- 0	0- 0				
8- 2	1- 1	0- 1	NON-CONFERENCE	2- 0	1- 0	4- 0				
5- 1	0- 0	0- 1	HOME	2- 0	0- 0	3- 0				
2- 0	1- 0	0- 0	AWAY	0- 0	0- 0	1- 0				
1- 1	0- 1	0- 0	NEUTRAL	0- 0	1- 0	0- 0				
3- 10	1- 6	0- 1	CONFERENCE	1- 3	0- 0	1- 0				
3- 3	1- 1	0- 1	HOME	1- 1	0- 0	1- 0				
0- 7	0- 5	0- 0	AWAY	0- 2	0- 0	0- 0				
0- 0	0- 0	0- 0	NEUTRAL	0- 0	0- 0	0- 0				

RPI 1-25				RPI 26-50				RPI 51-100 Team's RPI: 71				RPI 101+			
RPI	S	Opponent	Score	RPI	S	Opponent	Score	RPI	S	Opponent	Score	RPI	S	Opponent	Score
5	A	Stanford	46 53	27	H	Washington	65 75	63	H	Washington St.	74 71	103	N	Liberty	77 72
5	H	Stanford	55 60	44	H	St. Mary's (CA)	63 64	64	H	Nebraska	87 80	171	H	Colorado	64 35
7	A	Oregon St.	48 70					66	H	UC Riverside	64 58	195	H	Cal Poly	82 57
9	A	UCLA	56 75					69	A	Oregon	59 69	213	H	Sacramento St.	117 99
9	H	UCLA	108 104					74	H	Utah	79 84	253	A	Austin Peay	67 58
10	A	Arizona St.	49 57					99	A	Arizona	52 57	283	H	CSUN	106 44
14	A	Louisville	75 71												
18	N	Texas A&M	58 75												
25	A	Southern California	47 61												
LAST 12 Division I GAMES:															
5	H	Stanford	55 60	69	A	Oregon	59 69								
5	A	Stanford	46 53	7	A	Oregon St.	48 70								
27	H	Washington	65 75	74	H	Utah	79 84								
63	H	Washington St.	74 71	171	H	Colorado	64 35								
25	A	Southern California	47 61	99	A	Arizona	52 57								
9	A	UCLA	56 75	10	A	Arizona St.	49 57								

Non-Div I Games:

California

■ Loss,
 ■ Non-Conf,
 S Site,
 ■ Home
 ■ Away
 N Neutral

Average RPI Win:	311	WON-LOST	WINNING	LAST 10	STRENGTH OF	OPP. STRENGTH	TEAM	ADJ.	CONF.	ADJ CONF.
Average RPI Loss:	193	RECORD	PCT. RANK	GAMES	SCHEDULE	OF SCHEDULE	RPI	RPI	RPI	RPI
DIV. I ONLY	8- 12	232	2- 8	317	342	282	282	26	26	
DIV. I NON-CONF.	5- 3	118	1- 0	300	347	196	196	28	28	
TOTALS	RPI 1-25	RPI 26-50	W-L RECORDS	RPI 51-100	RPI 101-150	RPI 150+				
8- 12	0- 0	0- 0	OVERALL	0- 1	0- 3	8- 8				
4- 5	0- 0	0- 0	HOME	0- 0	0- 2	4- 3				
4- 6	0- 0	0- 0	AWAY	0- 1	0- 0	4- 5				
0- 1	0- 0	0- 0	NEUTRAL	0- 0	0- 1	0- 0				
5- 3	0- 0	0- 0	NON-CONFERENCE	0- 1	0- 1	5- 1				
3- 0	0- 0	0- 0	HOME	0- 0	0- 0	3- 0				
2- 2	0- 0	0- 0	AWAY	0- 1	0- 0	2- 1				
0- 1	0- 0	0- 0	NEUTRAL	0- 0	0- 1	0- 0				
3- 9	0- 0	0- 0	CONFERENCE	0- 0	0- 2	3- 7				
1- 5	0- 0	0- 0	HOME	0- 0	0- 2	1- 3				
2- 4	0- 0	0- 0	AWAY	0- 0	0- 0	2- 4				
0- 0	0- 0	0- 0	NEUTRAL	0- 0	0- 0	0- 0				

RPI 1-25			RPI 26-50			RPI 51-100			RPI 101+			Team's RPI: 282
RPI	S	Opponent	Score	RPI	S	Opponent	Score	RPI	S	Opponent	Score	
						95 A VCU	34 57	103 H		Liberty	52 62	
								114 N		Central Ark.	34 57	
								140 H		UNC Asheville	58 72	
								153 A		ETSU	55 70	
								203 H		Presbyterian	45 69	
								216 A		Gardner-Webb	56 68	
								216 H		Gardner-Webb	35 70	
								229 A		Radford	59 62	
								238 H		High Point	55 69	
								278 H		N.C. A&T	56 55	
								295 A		Charleston So.	57 65	
								299 H		Western Caro.	73 66	
								301 A		Longwood	73 56	
								303 A		North Florida	66 55	
								308 A		Coastal Caro.	83 70	
								308 H		Coastal Caro.	73 52	
								313 A		Winthrop	49 50	
								339 H		Mt. St. Mary's	62 53	
								348 A		N.C. Central	57 48	
LAST 12 Division I GAMES:												
216 A		Gardner-Webb	56 68	229 A		Radford	59 62					
308 H		Coastal Caro.	73 52	301 A		Longwood	73 56					
295 A		Charleston So.	57 65	216 H		Gardner-Webb	35 70					
313 A		Winthrop	49 50	140 H		UNC Asheville	58 72					
203 H		Presbyterian	45 69	103 H		Liberty	52 62					
238 H		High Point	55 69	303 A		North Florida	66 55					

Non-Div I Games: UNC Pembroke

62 67

Campbell

Average RPI Win: 255	WON-LOST	WINNING	LAST 10	STRENGTH OF	OPP. STRENGTH	TEAM	ADJ.	CONF.	ADJ CONF.
Average RPI Loss: 143	RECORD	PCT. RANK	GAMES	SCHEDULE	OF SCHEDULE	RPI	RPI	RPI	RPI
DIV. I ONLY	9- 13	228	2- 8	167	250	202	202	23	23
DIV. I NON-CONF.	5- 4	138	0- 1	60	162	92	92	24	24
TOTALS	RPI 1-25	RPI 26-50	W-L RECORDS	RPI 51-100	RPI 101-150	RPI 150+			
9- 13	0- 1	0- 1	OVERALL	0- 0	1- 6	8- 5			
4- 5	0- 0	0- 1	HOME	0- 0	1- 2	3- 2			
5- 8	0- 1	0- 0	AWAY	0- 0	0- 4	5- 3			
0- 0	0- 0	0- 0	NEUTRAL	0- 0	0- 0	0- 0			
5- 4	0- 1	0- 1	NON-CONFERENCE	0- 0	1- 2	4- 0			
3- 1	0- 0	0- 1	HOME	0- 0	1- 0	2- 0			
2- 3	0- 1	0- 0	AWAY	0- 0	0- 2	2- 0			
0- 0	0- 0	0- 0	NEUTRAL	0- 0	0- 0	0- 0			
4- 9	0- 0	0- 0	CONFERENCE	0- 0	0- 4	4- 5			
1- 4	0- 0	0- 0	HOME	0- 0	0- 2	1- 2			
3- 5	0- 0	0- 0	AWAY	0- 0	0- 2	3- 3			
0- 0	0- 0	0- 0	NEUTRAL	0- 0	0- 0	0- 0			

RPI	S	Opponent	Score	RPI	S	Opponent	Score	RPI	S	Opponent	Score	RPI	S	Opponent	Score	Team's RPI: 202
8	A	Texas	62 92	33	H	St. Bonaventure	47 59					101	H	Bucknell	61 56	
												105	A	Youngstown St.	51 53	
												111	A	Quinnipiac	54 63	
												111	H	Quinnipiac	68 80	
												119	A	Iona	56 79	
												119	H	Iona	76 79	
												126	A	Buffalo	40 54	
												192	A	Northeastern	68 57	
												212	H	Binghamton	80 50	
												222	A	Siena	57 61	
												222	H	Siena	52 58	
												224	A	Fairfield	48 52	
												224	H	Fairfield	50 51	
												237	A	Manhattan	55 77	
												272	A	Lamar	57 55	
												274	H	Saint Francis (PA)	77 52	
												287	A	Niagara	68 66	
												297	A	Rider	73 64	
												331	A	Saint Peter's	60 53	
												331	H	Saint Peter's	54 42	
LAST 12 Division I GAMES:																
237	A	Manhattan	55 77	331	H	Saint Peter's	54 42									
119	H	Iona	76 79	119	A	Iona	56 79									
287	A	Niagara	68 66	111	A	Quinnipiac	54 63									
224	A	Fairfield	48 52	222	H	Siena	52 58									
222	A	Siena	57 61	224	H	Fairfield	50 51									
111	H	Quinnipiac	68 80	33	H	St. Bonaventure	47 59									

Non-Div I Games:

Canisius

■ Loss,
 ■ Non-Conf,
 S Site,
 ■ Home
 ■ Away
 N Neutral

Central Ark.

Through Games Of Feb. 5, 2016

Average RPI Win:	280	WON-LOST	WINNING	LAST 10	STRENGTH OF	OPP. STRENGTH	TEAM	ADJ.	CONF.	ADJ CONF.
Average RPI Loss:	36	RECORD	PCT. RANK	GAMES	SCHEDULE	OF SCHEDULE	RPI	RPI	RPI	RPI
DIV. I ONLY	14- 2	11	8- 1	333	290	114	114	27	27	
DIV. I NON-CONF.	6- 1	27	2- 0	324	302	115	115	26	26	
TOTALS	RPI 1-25	RPI 26-50	W-L RECORDS	RPI 51-100	RPI 101-150	RPI 150+				
14- 2	0- 1	0- 0	OVERALL	0- 1	0- 0	14- 0				
5- 1	0- 0	0- 0	HOME	0- 1	0- 0	5- 0				
7- 1	0- 0	0- 0	AWAY	0- 0	0- 0	7- 0				
2- 0	0- 0	0- 0	NEUTRAL	0- 0	0- 0	2- 0				
6- 1	0- 1	0- 0	NON-CONFERENCE	0- 0	0- 0	6- 0				
2- 0	0- 0	0- 0	HOME	0- 0	0- 0	2- 0				
2- 1	0- 1	0- 0	AWAY	0- 0	0- 0	2- 0				
2- 0	0- 0	0- 0	NEUTRAL	0- 0	0- 0	2- 0				
8- 1	0- 0	0- 0	CONFERENCE	0- 1	0- 0	8- 0				
3- 1	0- 0	0- 0	HOME	0- 1	0- 0	3- 0				
5- 0	0- 0	0- 0	AWAY	0- 0	0- 0	5- 0				
0- 0	0- 0	0- 0	NEUTRAL	0- 0	0- 0	0- 0				

RPI 1-25				RPI 26-50				RPI 51-100				RPI 101+ Team's RPI: 114			
RPI	S	Opponent	Score	RPI	S	Opponent	Score	RPI	S	Opponent	Score	RPI	S	Opponent	Score
13	A	Tennessee	47 102					59	H	Abilene Christian	49 61	176	A	Northwestern St.	74 49
												180	A	Southeast Mo. St.	63 54
												230	H	Houston Baptist	45 44
												252	A	Stephen F. Austin	55 53
												272	H	Lamar	74 49
												282	N	Campbell	57 34
												292	A	Murray St.	61 51
												292	H	Murray St.	50 40
												311	N	South Carolina St.	51 38
												314	H	Southeastern La.	80 58
												322	A	Nicholls St.	71 65
												327	H	Alcorn	58 35
												333	A	A&M-Corpus Christi	66 55
												340	A	New Orleans	59 44
LAST 12 Division I GAMES:															
314	H	Southeastern La.	80 58	252	A	Stephen F. Austin	55 53								
176	A	Northwestern St.	74 49	333	A	A&M-Corpus Christi	66 55								
322	A	Nicholls St.	71 65	59	H	Abilene Christian	49 61								
340	A	New Orleans	59 44	311	N	South Carolina St.	51 38								
230	H	Houston Baptist	45 44	282	N	Campbell	57 34								
272	H	Lamar	74 49	180	A	Southeast Mo. St.	63 54								

Non-Div I Games: Central Baptist 70 37 Hendrix 72 43 Crowley's Ridge 93 38 Jarvis Christian 77 23
Central Ark.

Loss, Non-Conf, S Site, H Home A Away N Neutral

Average RPI Win:	286	WON-LOST	WINNING	LAST 10	STRENGTH OF	OPP. STRENGTH	TEAM	ADJ.	CONF.	ADJ CONF.
Average RPI Loss:	197	RECORD	PCT. RANK	GAMES	SCHEDULE	OF SCHEDULE	RPI	RPI	RPI	RPI
DIV. I ONLY	8- 13	240	5- 5	310	319	285	285	31	31	
DIV. I NON-CONF.	3- 8	258	1- 1	261	170	290	290	32	32	
TOTALS	RPI 1-25	RPI 26-50	W-L RECORDS	RPI 51-100	RPI 101-150	RPI 150+				
8- 13	0- 1	0- 0	OVERALL	0- 2	0- 1	8- 9				
6- 4	0- 0	0- 0	HOME	0- 0	0- 0	6- 4				
2- 9	0- 1	0- 0	AWAY	0- 2	0- 1	2- 5				
0- 0	0- 0	0- 0	NEUTRAL	0- 0	0- 0	0- 0				
3- 8	0- 1	0- 0	NON-CONFERENCE	0- 2	0- 1	3- 4				
3- 1	0- 0	0- 0	HOME	0- 0	0- 0	3- 1				
0- 7	0- 1	0- 0	AWAY	0- 2	0- 1	0- 3				
0- 0	0- 0	0- 0	NEUTRAL	0- 0	0- 0	0- 0				
5- 5	0- 0	0- 0	CONFERENCE	0- 0	0- 0	5- 5				
3- 3	0- 0	0- 0	HOME	0- 0	0- 0	3- 3				
2- 2	0- 0	0- 0	AWAY	0- 0	0- 0	2- 2				
0- 0	0- 0	0- 0	NEUTRAL	0- 0	0- 0	0- 0				

RPI 1-25				RPI 26-50				RPI 51-100				RPI 101+ Team's RPI: 285			
RPI	S	Opponent	Score	RPI	S	Opponent	Score	RPI	S	Opponent	Score	RPI	S	Opponent	Score
11	A	Maryland	43 86					76	A	Army West Point	52 81	137	A	Penn St.	47 73
								94	A	Maine	42 62	157	A	Fordham	48 63
												204	H	Robert Morris	48 39
												206	A	Bryant	56 70
												206	H	Bryant	53 65
												215	A	Hartford	41 49
												226	H	Massachusetts	78 68
												259	H	Sacred Heart	57 61
												266	H	Dartmouth	59 55
												267	H	New Hampshire	50 64
												274	H	Saint Francis (PA)	66 51
												275	A	Vermont	63 79
												315	A	Fairleigh Dickinson	78 75
												323	H	UMass Lowell	64 53
												324	H	LIU Brooklyn	45 59
												338	A	Wagner	62 52
												339	A	Mt. St. Mary's	48 54
												345	H	St. Francis Brooklyn	65 61
LAST 12 Division I GAMES:															
206	H	Bryant	53 65	315	A	Fairleigh Dickinson	78 75								
345	H	St. Francis Brooklyn	65 61	339	A	Mt. St. Mary's	48 54								
204	H	Robert Morris	48 39	324	H	LIU Brooklyn	45 59								
274	H	Saint Francis (PA)	66 51	206	A	Bryant	56 70								
259	H	Sacred Heart	57 61	266	H	Dartmouth	59 55								
338	A	Wagner	62 52	157	A	Fordham	48 63								

Non-Div I Games:

Central Conn. St.

■ Loss,
 ■ Non-Conf,
 ■ S Site,
 ■ H Home
 ■ A Away
 N Neutral

Average RPI Win:	189	WON-LOST	WINNING	LAST 10	STRENGTH OF	OPP. STRENGTH	TEAM	ADJ.	CONF.	ADJ CONF.
Average RPI Loss:	109	RECORD	PCT. RANK	GAMES	SCHEDULE	OF SCHEDULE	RPI	RPI	RPI	RPI
DIV. I ONLY	14- 7	85	8- 2	119	131	83	83	12	12	
DIV. I NON-CONF.	6- 5	146	1- 1	127	102	128	128	13	13	
TOTALS	RPI 1-25	RPI 26-50	W-L RECORDS	RPI 51-100	RPI 101-150	RPI 150+				
14- 7	0- 1	0- 1	OVERALL	1- 1	6- 2	7- 2				
8- 2	0- 1	0- 0	HOME	1- 0	3- 1	4- 0				
5- 5	0- 0	0- 1	AWAY	0- 1	3- 1	2- 2				
1- 0	0- 0	0- 0	NEUTRAL	0- 0	0- 0	1- 0				
6- 5	0- 1	0- 0	NON-CONFERENCE	1- 1	2- 1	3- 2				
3- 2	0- 1	0- 0	HOME	1- 0	1- 1	1- 0				
2- 3	0- 0	0- 0	AWAY	0- 1	1- 0	1- 2				
1- 0	0- 0	0- 0	NEUTRAL	0- 0	0- 0	1- 0				
8- 2	0- 0	0- 1	CONFERENCE	0- 0	4- 1	4- 0				
5- 0	0- 0	0- 0	HOME	0- 0	2- 0	3- 0				
3- 2	0- 0	0- 1	AWAY	0- 0	2- 1	1- 0				
0- 0	0- 0	0- 0	NEUTRAL	0- 0	0- 0	0- 0				

RPI 1-25				RPI 26-50				RPI 51-100 Team's RPI: 83				RPI 101+			
RPI	S	Opponent	Score	RPI	S	Opponent	Score	RPI	S	Opponent	Score	RPI	S	Opponent	Score
24	H	Duquesne	49 68	32	A	Ohio	84 86	72	H	Middle Tenn.	81 59	109	A	Akron	97 77
								88	A	Saint Joseph's	66 76	109	H	Akron	81 60
												116	H	Western Mich.	53 51
												124	A	Eastern Mich.	66 65
												125	H	Memphis	61 64
												126	A	Buffalo	61 67
												143	H	SIUE	78 65
												146	A	Loyola Chicago	68 59
												152	A	Illinois	69 74
												194	A	Oakland	110 87
												214	A	Ill.-Chicago	63 66
												245	A	Miami (OH)	72 58
												245	H	Miami (OH)	77 54
												254	H	Indiana St.	85 65
												264	H	Northern Ill.	95 63
												297	N	Rider	76 58
												329	H	Kent St.	81 61
LAST 12 Division I GAMES:															
124	A	Eastern Mich.	66 65	264	H	Northern Ill.	95 63								
245	H	Miami (OH)	77 54	109	A	Akron	97 77								
116	H	Western Mich.	53 51	126	A	Buffalo	61 67								
109	H	Akron	81 60	329	H	Kent St.	81 61								
245	A	Miami (OH)	72 58	88	A	Saint Joseph's	66 76								
32	A	Ohio	84 86	297	N	Rider	76 58								

Non-Div I Games:

Central Mich.

Average RPI Win:	294	WON-LOST	WINNING	LAST 10	STRENGTH OF	OPP. STRENGTH	TEAM	ADJ.	CONF.	ADJ CONF.
Average RPI Loss:	191	RECORD	PCT. RANK	GAMES	SCHEDULE	OF SCHEDULE	RPI	RPI	RPI	RPI
DIV. I ONLY	7- 11	236	4- 6	340	228	295	295	26	26	
DIV. I NON-CONF.	2- 4	234	1- 1	349	82	342	342	28	28	
TOTALS	RPI 1-25	RPI 26-50	W-L RECORDS	RPI 51-100	RPI 101-150	RPI 150+				
7- 11	0- 0	0- 0	OVERALL	0- 1	0- 3	7- 7				
4- 4	0- 0	0- 0	HOME	0- 0	0- 2	4- 2				
3- 7	0- 0	0- 0	AWAY	0- 1	0- 1	3- 5				
0- 0	0- 0	0- 0	NEUTRAL	0- 0	0- 0	0- 0				
2- 4	0- 0	0- 0	NON-CONFERENCE	0- 1	0- 0	2- 3				
2- 0	0- 0	0- 0	HOME	0- 0	0- 0	2- 0				
0- 4	0- 0	0- 0	AWAY	0- 1	0- 0	0- 3				
0- 0	0- 0	0- 0	NEUTRAL	0- 0	0- 0	0- 0				
5- 7	0- 0	0- 0	CONFERENCE	0- 0	0- 3	5- 4				
2- 4	0- 0	0- 0	HOME	0- 0	0- 2	2- 2				
3- 3	0- 0	0- 0	AWAY	0- 0	0- 1	3- 2				
0- 0	0- 0	0- 0	NEUTRAL	0- 0	0- 0	0- 0				

RPI 1-25				RPI 26-50				RPI 51-100				RPI 101+				Team's RPI: 295	
RPI	S	Opponent	Score	RPI	S	Opponent	Score	RPI	S	Opponent	Score	RPI	S	Opponent	Score		
								87	A	Virginia	65	85	103	A	Liberty	40	51
												103	H	Liberty	49	59	
												140	H	UNC Asheville	50	58	
												187	A	Col. of Charleston	66	81	
												203	H	Presbyterian	49	63	
												216	A	Gardner-Webb	55	63	
												229	A	Radford	40	55	
												238	A	High Point	64	62	
												243	A	Clemson	36	43	
												279	A	Ga. Southern	51	64	
												282	H	Campbell	65	57	
												299	H	Western Caro.	80	59	
												301	A	Longwood	63	54	
												308	H	Coastal Caro.	62	73	
												312	H	Wofford	74	64	
												313	A	Winthrop	58	50	
												313	H	Winthrop	54	51	
LAST 12 Division I GAMES:																	
103	H	Liberty	49	59	140	H	UNC Asheville	50	58								
313	A	Winthrop	58	50	238	A	High Point	64	62								
282	H	Campbell	65	57	203	H	Presbyterian	49	63								
229	A	Radford	40	55	301	A	Longwood	63	54								
308	H	Coastal Caro.	62	73	299	H	Western Caro.	80	59								
216	A	Gardner-Webb	55	63	87	A	Virginia	65	85								

Non-Div I Games: Paine 69 62 Columbia Int'l 67 35 Warner 73 53

Charleston So.

Average RPI Win:	187	WON-LOST	WINNING	LAST 10	STRENGTH OF	OPP. STRENGTH	TEAM	ADJ.	CONF.	ADJ CONF.
Average RPI Loss:	83	RECORD	PCT. RANK	GAMES	SCHEDULE	OF SCHEDULE	RPI	RPI	RPI	RPI
DIV. I ONLY	12- 8	115	5- 5	61	156	84	84	11	11	
DIV. I NON-CONF.	7- 4	110	2- 1	40	191	60	60	10	10	
TOTALS	RPI 1-25	RPI 26-50	W-L RECORDS	RPI 51-100	RPI 101-150	RPI 150+				
12- 8	0- 0	0- 3	OVERALL	1- 3	4- 0	7- 2				
8- 2	0- 0	0- 1	HOME	1- 0	2- 0	5- 1				
3- 6	0- 0	0- 2	AWAY	0- 3	1- 0	2- 1				
1- 0	0- 0	0- 0	NEUTRAL	0- 0	1- 0	0- 0				
7- 4	0- 0	0- 3	NON-CONFERENCE	1- 1	1- 0	5- 0				
4- 1	0- 0	0- 1	HOME	1- 0	0- 0	3- 0				
2- 3	0- 0	0- 2	AWAY	0- 1	0- 0	2- 0				
1- 0	0- 0	0- 0	NEUTRAL	0- 0	1- 0	0- 0				
5- 4	0- 0	0- 0	CONFERENCE	0- 2	3- 0	2- 2				
4- 1	0- 0	0- 0	HOME	0- 0	2- 0	2- 1				
1- 3	0- 0	0- 0	AWAY	0- 2	1- 0	0- 1				
0- 0	0- 0	0- 0	NEUTRAL	0- 0	0- 0	0- 0				

RPI 1-25				RPI 26-50				RPI 51-100				Team's RPI: 84	RPI 101+			
RPI	S	Opponent	Score	RPI	S	Opponent	Score	RPI	S	Opponent	Score		RPI	S	Opponent	Score
				30	A	Missouri	71 88	54	A	Western Ky.	66 77		129	N	Mercer	72 62
				35	A	North Carolina St.	65 72	58	H	Ball St.	72 66		134	H	Southern Miss.	80 59
				43	H	Miami (FL)	70 77	72	A	Middle Tenn.	67 72		135	A	Marshall	64 61
								80	A	Elon	83 90		144	H	Fla. Atlantic	85 79
													164	H	Old Dominion	59 71
													169	A	Davidson	99 88
													170	H	Louisiana Tech	63 58
													184	A	UAB	57 75
													187	H	Col. of Charleston	89 61
													204	H	Robert Morris	94 73
													251	A	Georgia St.	83 71
													310	H	FIU	87 74
													348	H	N.C. Central	67 52
LAST 12 Division I GAMES:																
				144	H	Fla. Atlantic	85 79	170	H	Louisiana Tech	63 58					
				310	H	FIU	87 74	134	H	Southern Miss.	80 59					
				54	A	Western Ky.	66 77	164	H	Old Dominion	59 71					
				135	A	Marshall	64 61	30	A	Missouri	71 88					
				184	A	UAB	57 75	169	A	Davidson	99 88					
				72	A	Middle Tenn.	67 72	187	H	Col. of Charleston	89 61					

Non-Div I Games:

Charlotte

■ Loss,
 ■ Non-Conf,
 ■ S Site,
 ■ H Home
 ■ A Away
 N Neutral

Chattanooga

Through Games Of Feb. 5, 2016

Average RPI Win:	187	WON-LOST	WINNING	LAST 10	STRENGTH OF	OPP. STRENGTH	TEAM	ADJ.	CONF.	ADJ CONF.
Average RPI Loss:	52	RECORD	PCT. RANK	GAMES	SCHEDULE	OF SCHEDULE	RPI	RPI	RPI	RPI
DIV. I ONLY	15- 7	79	3- 1	72	105	57	57	17	17	
DIV. I NON-CONF.	9- 5	109	1- 0	17	32	39	39	16	16	
TOTALS	RPI 1-25	RPI 26-50	W-L RECORDS	RPI 51-100	RPI 101-150	RPI 150+				
15- 7	0- 3	0- 2	OVERALL	2- 0	3- 2	10- 0				
10- 1	0- 1	0- 0	HOME	2- 0	3- 0	5- 0				
4- 6	0- 2	0- 2	AWAY	0- 0	0- 2	4- 0				
1- 0	0- 0	0- 0	NEUTRAL	0- 0	0- 0	1- 0				
9- 5	0- 3	0- 2	NON-CONFERENCE	2- 0	3- 0	4- 0				
7- 1	0- 1	0- 0	HOME	2- 0	3- 0	2- 0				
1- 4	0- 2	0- 2	AWAY	0- 0	0- 0	1- 0				
1- 0	0- 0	0- 0	NEUTRAL	0- 0	0- 0	1- 0				
6- 2	0- 0	0- 0	CONFERENCE	0- 0	0- 2	6- 0				
3- 0	0- 0	0- 0	HOME	0- 0	0- 0	3- 0				
3- 2	0- 0	0- 0	AWAY	0- 0	0- 2	3- 0				
0- 0	0- 0	0- 0	NEUTRAL	0- 0	0- 0	0- 0				

RPI 1-25				RPI 26-50				RPI 51-100				Team's RPI: 57	RPI 101+			
RPI	S	Opponent	Score	RPI	S	Opponent	Score	RPI	S	Opponent	Score		RPI	S	Opponent	Score
4	H	UConn	31 79	40	A	South Fla.	33 61	53	H	Arkansas St.	55 54		122	A	Samford	43 48
5	A	Stanford	30 73	49	A	Indiana	43 54	97	H	UT Martin	61 46		123	H	Belmont	62 53
13	A	Tennessee	57 59										129	A	Mercer	44 67
													134	H	Southern Miss.	53 48
													139	H	Harvard	62 58
													153	A	ETSU	65 57
													154	H	McNeese St.	68 53
													173	N	East Carolina	72 61
													186	H	Butler	60 49
													218	A	Furman	56 50
													218	H	Furman	61 46
													255	A	UNCW	61 33
													288	H	UNCG	72 61
													299	H	Western Caro.	77 59
													312	A	Wofford	53 40
LAST 12 Division I GAMES:																
134	H	Southern Miss.	53 48	299	H	Western Caro.	77 59									
218	H	Furman	61 46	218	A	Furman	56 50									
153	A	ETSU	65 57	312	A	Wofford	53 40									
122	A	Samford	43 48	139	H	Harvard	62 58									
129	A	Mercer	44 67	5	A	Stanford	30 73									
288	H	UNCG	72 61	255	A	UNCW	61 33									

Non-Div I Games:

Chattanooga

■ Loss,
 ■ Non-Conf, S Site,
 ■ Home
 ■ Away
 N Neutral

Average RPI Win:	289	WON-LOST	WINNING	LAST 10	STRENGTH OF	OPP. STRENGTH	TEAM	ADJ.	CONF.	ADJ CONF.
Average RPI Loss:	201	RECORD	PCT. RANK	GAMES	SCHEDULE	OF SCHEDULE	RPI	RPI	RPI	RPI
DIV. I ONLY	4- 18	319	2- 8	300	282	336	336	25	25	
DIV. I NON-CONF.	2- 12	311	0- 4	282	291	337	337	25	25	
TOTALS	RPI 1-25	RPI 26-50	W-L RECORDS	RPI 51-100	RPI 101-150	RPI 150+				
4- 18	0- 1	0- 1	OVERALL	0- 0	0- 2	4- 14				
3- 8	0- 0	0- 1	HOME	0- 0	0- 1	3- 6				
1- 10	0- 1	0- 0	AWAY	0- 0	0- 1	1- 8				
0- 0	0- 0	0- 0	NEUTRAL	0- 0	0- 0	0- 0				
2- 12	0- 1	0- 1	NON-CONFERENCE	0- 0	0- 1	2- 9				
1- 6	0- 0	0- 1	HOME	0- 0	0- 0	1- 5				
1- 6	0- 1	0- 0	AWAY	0- 0	0- 1	1- 4				
0- 0	0- 0	0- 0	NEUTRAL	0- 0	0- 0	0- 0				
2- 6	0- 0	0- 0	CONFERENCE	0- 0	0- 1	2- 5				
2- 2	0- 0	0- 0	HOME	0- 0	0- 1	2- 1				
0- 4	0- 0	0- 0	AWAY	0- 0	0- 0	0- 4				
0- 0	0- 0	0- 0	NEUTRAL	0- 0	0- 0	0- 0				

RPI 1-25				RPI 26-50				RPI 51-100				RPI 101+ Team's RPI: 336			
RPI	S	Opponent	Score	RPI	S	Opponent	Score	RPI	S	Opponent	Score	RPI	S	Opponent	Score
22	A	DePaul	42 88	47	H	Kansas St.	54 63					102	H	New Mexico St.	60 70
												116	A	Western Mich.	56 65
												152	A	Illinois	36 67
												190	H	Milwaukee	48 55
												194	H	Oakland	51 74
												198	H	UTRGV	56 64
												214	H	Ill.-Chicago	47 51
												221	A	Utah Valley	46 74
												227	A	Grand Canyon	36 74
												228	A	Western Ill.	50 88
												236	A	Seattle	45 59
												236	H	Seattle	57 49
												257	A	CSU Bakersfield	43 76
												264	H	Northern Ill.	50 68
												289	H	Morehead St.	75 71
												304	H	Bradley	60 66
												307	H	UMKC	77 72
												309	A	Illinois St.	53 57
												325	A	Jackson St.	76 59
												332	A	IPFW	51 62
LAST 12 Division I GAMES:															
236	H	Seattle	57 49	236	A	Seattle	45 59								
307	H	UMKC	77 72	257	A	CSU Bakersfield	43 76								
221	A	Utah Valley	46 74	190	H	Milwaukee	48 55								
227	A	Grand Canyon	36 74	264	H	Northern Ill.	50 68								
102	H	New Mexico St.	60 70	309	A	Illinois St.	53 57								
198	H	UTRGV	56 64	194	H	Oakland	51 74								

Non-Div I Games:

Chicago St.

■ Loss,
■ Non-Conf,
■ S Site,
■ H Home
■ A Away
N Neutral

Average RPI Win:	240	WON-LOST	WINNING	LAST 10	STRENGTH OF	OPP. STRENGTH	TEAM	ADJ.	CONF.	ADJ CONF.
Average RPI Loss:	92	RECORD	PCT. RANK	GAMES	SCHEDULE	OF SCHEDULE	RPI	RPI	RPI	RPI
DIV. I ONLY	7- 14	256	3- 7	98	75	207	207	8	8	
DIV. I NON-CONF.	4- 7	222	1- 1	34	73	175	175	7	7	
TOTALS	RPI 1-25	RPI 26-50	W-L RECORDS	RPI 51-100	RPI 101-150	RPI 150+				
7- 14	0- 4	0- 2	OVERALL	0- 2	1- 3	6- 3				
5- 6	0- 2	0- 0	HOME	0- 1	1- 2	4- 1				
2- 6	0- 0	0- 2	AWAY	0- 1	0- 1	2- 2				
0- 2	0- 2	0- 0	NEUTRAL	0- 0	0- 0	0- 0				
4- 7	0- 3	0- 1	NON-CONFERENCE	0- 1	1- 1	3- 1				
4- 2	0- 1	0- 0	HOME	0- 1	1- 0	3- 0				
0- 3	0- 0	0- 1	AWAY	0- 0	0- 1	0- 1				
0- 2	0- 2	0- 0	NEUTRAL	0- 0	0- 0	0- 0				
3- 7	0- 1	0- 1	CONFERENCE	0- 1	0- 2	3- 2				
1- 4	0- 1	0- 0	HOME	0- 0	0- 2	1- 1				
2- 3	0- 0	0- 1	AWAY	0- 1	0- 0	2- 1				
0- 0	0- 0	0- 0	NEUTRAL	0- 0	0- 0	0- 0				

RPI 1-25				RPI 26-50				RPI 51-100				RPI 101+ Team's RPI: 207			
RPI	S	Opponent	Score	RPI	S	Opponent	Score	RPI	S	Opponent	Score	RPI	S	Opponent	Score
3	N	Baylor	34 72	26	A	Georgia	42 60	70	A	Temple	51 74	125	H	Memphis	47 64
4	H	UConn	45 107	40	A	South Fla.	49 82	97	H	UT Martin	57 63	141	A	Xavier	56 65
6	H	Ohio St.	76 105									149	H	Northern Ky.	71 68
16	N	Michigan St.	63 103									150	H	SMU	55 73
												173	A	East Carolina	60 63
												182	A	Detroit	68 77
												188	A	Tulsa	55 53
												234	H	Bowling Green	54 51
												241	H	Houston	56 50
												250	A	UCF	68 50
												250	H	UCF	60 80
												274	H	Saint Francis (PA)	93 86
												342	H	Eastern Ill.	70 57
LAST 12 Division I GAMES:															
40	A	South Fla.	49 82	70	A	Temple	51 74								
241	H	Houston	56 50	125	H	Memphis	47 64								
150	H	SMU	55 73	250	A	UCF	68 50								
173	A	East Carolina	60 63	4	H	UConn	45 107								
250	H	UCF	60 80	26	A	Georgia	42 60								
188	A	Tulsa	55 53	342	H	Eastern Ill.	70 57								

Non-Div I Games:

Cincinnati

■ Loss,
■ Non-Conf,
■ S Site,
■ H Home
■ A Away
N Neutral

Average RPI Win:	256	WON-LOST	WINNING	LAST 10	STRENGTH OF	OPP. STRENGTH	TEAM	ADJ.	CONF.	ADJ CONF.
Average RPI Loss:	115	RECORD	PCT. RANK	GAMES	SCHEDULE	OF SCHEDULE	RPI	RPI	RPI	RPI
DIV. I ONLY	4- 18	319	0- 10	53	146	243	243	5	5	
DIV. I NON-CONF.	4- 9	245	1- 2	139	338	262	262	5	5	
TOTALS	RPI 1-25	RPI 26-50	W-L RECORDS	RPI 51-100	RPI 101-150	RPI 150+				
4- 18	0- 3	0- 3	OVERALL	0- 4	1- 3	3- 5				
3- 9	0- 2	0- 2	HOME	0- 1	1- 1	2- 3				
1- 7	0- 1	0- 1	AWAY	0- 3	0- 1	1- 1				
0- 2	0- 0	0- 0	NEUTRAL	0- 0	0- 1	0- 1				
4- 9	0- 1	0- 0	NON-CONFERENCE	0- 2	1- 1	3- 5				
3- 4	0- 1	0- 0	HOME	0- 0	1- 0	2- 3				
1- 3	0- 0	0- 0	AWAY	0- 2	0- 0	1- 1				
0- 2	0- 0	0- 0	NEUTRAL	0- 0	0- 1	0- 1				
0- 9	0- 2	0- 3	CONFERENCE	0- 2	0- 2	0- 0				
0- 5	0- 1	0- 2	HOME	0- 1	0- 1	0- 0				
0- 4	0- 1	0- 1	AWAY	0- 1	0- 1	0- 0				
0- 0	0- 0	0- 0	NEUTRAL	0- 0	0- 0	0- 0				

RPI 1-25					RPI 26-50					RPI 51-100					RPI 101+					Team's RPI: 243	
RPI	S	Opponent	Score		RPI	S	Opponent	Score		RPI	S	Opponent	Score		RPI	S	Opponent	Score			
2	H	South Carolina	41	67	28	A	Syracuse	62	83	69	A	Oregon	56	69	116	A	North Carolina	56	72		
12	H	Florida St.	40	85	39	H	Duke	43	72	79	H	Georgia Tech	63	76	126	N	Buffalo	51	61		
14	A	Louisville	33	75	43	H	Miami (FL)	49	83	94	A	Maine	42	75	140	H	UNC Asheville	67	49		
										98	A	Virginia Tech	49	79	145	H	Pittsburgh	56	59		
															186	N	Butler	50	54		
															191	H	William & Mary	41	58		
															218	A	Furman	49	70		
															277	A	Tennessee Tech	71	53		
															295	H	Charleston So.	43	36		
															302	H	Florida A&M	68	77		
															308	H	Coastal Caro.	47	63		
															311	H	South Carolina St.	63	54		
LAST 12 Division I GAMES:																					
					28	A	Syracuse	62	83	12	H	Florida St.	40	85							
					145	H	Pittsburgh	56	59	43	H	Miami (FL)	49	83							
					14	A	Louisville	33	75	116	A	North Carolina	56	72							
					79	H	Georgia Tech	63	76	302	H	Florida A&M	68	77							
					39	H	Duke	43	72	140	H	UNC Asheville	67	49							
					98	A	Virginia Tech	49	79	94	A	Maine	42	75							

Non-Div I Games:

Clemson

■ Loss,
 ■ Non-Conf, S Site,
 ■ Home
 ■ Away
 N Neutral

Average RPI Win:	245	WON-LOST	WINNING	LAST 10	STRENGTH OF	OPP. STRENGTH	TEAM	ADJ.	CONF.	ADJ CONF.
Average RPI Loss:	172	RECORD	PCT. RANK	GAMES	SCHEDULE	OF SCHEDULE	RPI	RPI	RPI	RPI
DIV. I ONLY	4- 16	309	0- 2	212	211	306	306	14	14	
DIV. I NON-CONF.	3- 7	248	0- 1	317	293	320	320	15	15	
TOTALS	RPI 1-25	RPI 26-50	W-L RECORDS	RPI 51-100	RPI 101-150	RPI 150+				
4- 16	0- 1	0- 0	OVERALL	0- 1	1- 5	3- 9				
3- 7	0- 1	0- 0	HOME	0- 0	1- 3	2- 3				
1- 7	0- 0	0- 0	AWAY	0- 0	0- 2	1- 5				
0- 2	0- 0	0- 0	NEUTRAL	0- 1	0- 0	0- 1				
3- 7	0- 0	0- 0	NON-CONFERENCE	0- 1	0- 3	3- 3				
2- 2	0- 0	0- 0	HOME	0- 0	0- 1	2- 1				
1- 3	0- 0	0- 0	AWAY	0- 0	0- 2	1- 1				
0- 2	0- 0	0- 0	NEUTRAL	0- 1	0- 0	0- 1				
1- 9	0- 1	0- 0	CONFERENCE	0- 0	1- 2	0- 6				
1- 5	0- 1	0- 0	HOME	0- 0	1- 2	0- 2				
0- 4	0- 0	0- 0	AWAY	0- 0	0- 0	0- 4				
0- 0	0- 0	0- 0	NEUTRAL	0- 0	0- 0	0- 0				

RPI 1-25				RPI 26-50				RPI 51-100				RPI 101+ Team's RPI: 306			
RPI	S	Opponent	Score	RPI	S	Opponent	Score	RPI	S	Opponent	Score	RPI	S	Opponent	Score
23	H	Green Bay	45 66					85	N	Saint Louis	65 76	101	H	Bucknell	57 59
												104	H	Wright St.	65 93
												105	H	Youngstown St.	75 68
												108	A	Toledo	53 66
												123	A	Belmont	58 76
												149	H	Northern Ky.	51 83
												182	A	Detroit	68 82
												182	H	Detroit	60 66
												190	H	Milwaukee	46 62
												194	A	Oakland	69 79
												201	A	Valparaiso	59 66
												214	A	Ill.-Chicago	62 80
												234	H	Bowling Green	69 48
												287	A	Niagara	72 73
												288	N	UNCG	51 55
												310	H	FIU	64 57
												317	H	Evansville	63 72
												329	A	Kent St.	60 49
LAST 12 Division I GAMES:															
288	N	UNCG	51 55	105	H	Youngstown St.	75 68								
182	H	Detroit	60 66	190	H	Milwaukee	46 62								
104	H	Wright St.	65 93	23	H	Green Bay	45 66								
149	H	Northern Ky.	51 83	182	A	Detroit	68 82								
214	A	Ill.-Chicago	62 80	194	A	Oakland	69 79								
201	A	Valparaiso	59 66	85	N	Saint Louis	65 76								

Non-Div I Games:

Cleveland St.

■ Loss,
 ■ Non-Conf,
 ■ S Site,
 ■ Home
 ■ A Away
 N Neutral

Average RPI Win:	267	WON-LOST	WINNING	LAST 10	STRENGTH OF	OPP. STRENGTH	TEAM	ADJ.	CONF.	ADJ CONF.
Average RPI Loss:	211	RECORD	PCT. RANK	GAMES	SCHEDULE	OF SCHEDULE	RPI	RPI	RPI	RPI
DIV. I ONLY	4- 13	299	3- 7	292	322	308	308	26	26	
DIV. I NON-CONF.	2- 4	234	1- 1	304	255	285	285	28	28	
TOTALS	RPI 1-25	RPI 26-50	W-L RECORDS	RPI 51-100	RPI 101-150	RPI 150+				
4- 13	0- 0	0- 0	OVERALL	0- 1	0- 3	4- 9				
1- 5	0- 0	0- 0	HOME	0- 0	0- 2	1- 3				
3- 5	0- 0	0- 0	AWAY	0- 0	0- 0	3- 5				
0- 3	0- 0	0- 0	NEUTRAL	0- 1	0- 1	0- 1				
2- 4	0- 0	0- 0	NON-CONFERENCE	0- 1	0- 1	2- 2				
1- 0	0- 0	0- 0	HOME	0- 0	0- 0	1- 0				
1- 1	0- 0	0- 0	AWAY	0- 0	0- 0	1- 1				
0- 3	0- 0	0- 0	NEUTRAL	0- 1	0- 1	0- 1				
2- 9	0- 0	0- 0	CONFERENCE	0- 0	0- 2	2- 7				
0- 5	0- 0	0- 0	HOME	0- 0	0- 2	0- 3				
2- 4	0- 0	0- 0	AWAY	0- 0	0- 0	2- 4				
0- 0	0- 0	0- 0	NEUTRAL	0- 0	0- 0	0- 0				

RPI S	Opponent	Score	RPI S	Opponent	Score	RPI S	Opponent	Score	RPI S	Opponent	Score	Team's RPI: 308
						77 N	Hofstra	40 82	103 H	Liberty	63 65	
									132 N	Wake Forest	52 81	
									140 H	UNC Asheville	52 63	
									203 A	Presbyterian	42 66	
									216 A	Gardner-Webb	59 56	
									229 A	Radford	45 61	
									229 H	Radford	36 49	
									238 A	High Point	52 53	
									243 A	Clemson	63 47	
									259 N	Sacred Heart	62 71	
									274 A	Saint Francis (PA)	74 106	
									282 A	Campbell	52 73	
									282 H	Campbell	70 83	
									295 A	Charleston So.	73 62	
									301 H	Longwood	48 56	
									312 H	Wofford	83 69	
LAST 12 Division I GAMES:												
229 H	Radford	36 49	301 H	Longwood	48 56							
282 A	Campbell	52 73	216 A	Gardner-Webb	59 56							
203 A	Presbyterian	42 66	229 A	Radford	45 61							
103 H	Liberty	63 65	312 H	Wofford	83 69							
295 A	Charleston So.	73 62	132 N	Wake Forest	52 81							
238 A	High Point	52 53	140 H	UNC Asheville	52 63							

Non-Div I Games: Allen 86 45 Warren Wilson 100 49 Mid-Atlantic Christ105 15

Coastal Caro.

Average RPI Win:	250	WON-LOST	WINNING	LAST 10	STRENGTH OF	OPP. STRENGTH	TEAM	ADJ.	CONF.	ADJ CONF.
Average RPI Loss:	97	RECORD	PCT. RANK	GAMES	SCHEDULE	OF SCHEDULE	RPI	RPI	RPI	RPI
DIV. I ONLY	8- 12	232	3- 7	95	181	187	187	13	13	
DIV. I NON-CONF.	5- 6	180	1- 2	86	239	158	158	12	12	
TOTALS	RPI 1-25	RPI 26-50	W-L RECORDS	RPI 51-100	RPI 101-150	RPI 150+				
8- 12	0- 1	0- 0	OVERALL	0- 7	0- 2	8- 2				
5- 5	0- 1	0- 0	HOME	0- 2	0- 0	5- 2				
3- 7	0- 0	0- 0	AWAY	0- 5	0- 2	3- 0				
0- 0	0- 0	0- 0	NEUTRAL	0- 0	0- 0	0- 0				
5- 6	0- 1	0- 0	NON-CONFERENCE	0- 3	0- 2	5- 0				
4- 2	0- 1	0- 0	HOME	0- 1	0- 0	4- 0				
1- 4	0- 0	0- 0	AWAY	0- 2	0- 2	1- 0				
0- 0	0- 0	0- 0	NEUTRAL	0- 0	0- 0	0- 0				
3- 6	0- 0	0- 0	CONFERENCE	0- 4	0- 0	3- 2				
1- 3	0- 0	0- 0	HOME	0- 1	0- 0	1- 2				
2- 3	0- 0	0- 0	AWAY	0- 3	0- 0	2- 0				
0- 0	0- 0	0- 0	NEUTRAL	0- 0	0- 0	0- 0				

RPI 1-25				RPI 26-50				RPI 51-100				RPI 101+ Team's RPI: 187			
RPI	S	Opponent	Score	RPI	S	Opponent	Score	RPI	S	Opponent	Score	RPI	S	Opponent	Score
14	H	Louisville	67 71					54	H	Western Ky.	44 78	113	A	Boise St.	38 61
								55	A	James Madison	61 83	129	A	Mercer	58 66
								75	A	Drexel	54 66	174	A	Weber St.	50 42
								77	H	Hofstra	58 62	189	H	Delaware	47 63
								80	A	Elon	41 52	191	A	William & Mary	55 51
								84	A	Charlotte	61 89	192	H	Northeastern	49 52
								98	A	Virginia Tech	47 81	240	H	Appalachian St.	60 50
												241	H	Houston	55 48
												255	A	UNCW	64 53
												290	H	Towson	67 55
												295	H	Charleston So.	81 66
												313	H	Winthrop	77 63
LAST 12 Division I GAMES:															
192	H	Northeastern	49 52	77	H	Hofstra	58 62								
290	H	Towson	67 55	55	A	James Madison	61 83								
191	A	William & Mary	55 51	75	A	Drexel	54 66								
80	A	Elon	41 52	129	A	Mercer	58 66								
255	A	UNCW	64 53	313	H	Winthrop	77 63								
189	H	Delaware	47 63	14	H	Louisville	67 71								

Non-Div I Games:

Col. of Charleston

■ Loss,
 ■ Non-Conf, S Site,
 ■ Home
 ■ Away
 N Neutral

Average RPI Win: 306	WON-LOST	WINNING	LAST 10	STRENGTH OF	OPP. STRENGTH	TEAM	ADJ.	CONF.	ADJ CONF.
Average RPI Loss: 181	RECORD	PCT. RANK	GAMES	SCHEDULE	OF SCHEDULE	RPI	RPI	RPI	RPI
DIV. I ONLY	4- 16	309	2- 8	252	254	300	300	29	29
DIV. I NON-CONF.	2- 8	290	1- 1	120	189	253	253	29	29
TOTALS	RPI 1-25	RPI 26-50	W-L RECORDS	RPI 51-100	RPI 101-150	RPI 150+			
4- 16	0- 2	0- 1	OVERALL	0- 2	0- 1	4- 10			
1- 8	0- 1	0- 1	HOME	0- 1	0- 1	1- 4			
3- 8	0- 1	0- 0	AWAY	0- 1	0- 0	3- 6			
0- 0	0- 0	0- 0	NEUTRAL	0- 0	0- 0	0- 0			
2- 8	0- 2	0- 1	NON-CONFERENCE	0- 1	0- 0	2- 4			
1- 4	0- 1	0- 1	HOME	0- 1	0- 0	1- 1			
1- 4	0- 1	0- 0	AWAY	0- 0	0- 0	1- 3			
0- 0	0- 0	0- 0	NEUTRAL	0- 0	0- 0	0- 0			
2- 8	0- 0	0- 0	CONFERENCE	0- 1	0- 1	2- 6			
0- 4	0- 0	0- 0	HOME	0- 0	0- 1	0- 3			
2- 4	0- 0	0- 0	AWAY	0- 1	0- 0	2- 3			
0- 0	0- 0	0- 0	NEUTRAL	0- 0	0- 0	0- 0			

RPI 1-25				RPI 26-50				RPI 51-100				RPI 101+ Team's RPI: 300			
RPI	S	Opponent	Score	RPI	S	Opponent	Score	RPI	S	Opponent	Score	RPI	S	Opponent	Score
4	H	UConn	50 94	33	H	St. Bonaventure	38 62	76	A	Army West Point	55 67	101	H	Bucknell	51 71
22	A	DePaul	46 96					89	H	Gonzaga	50 80	165	A	Cornell	60 73
												212	A	Binghamton	56 63
												222	H	Siena	52 50
												249	A	American	56 64
												249	H	American	37 49
												263	H	Loyola Maryland	49 65
												268	A	Navy	41 51
												271	A	Holy Cross	61 70
												271	H	Holy Cross	71 80
												291	H	Monmouth	80 86
												324	A	LIU Brooklyn	63 53
												329	A	Kent St.	71 76
												330	A	Lafayette	72 59
												346	A	Boston U.	72 63
LAST 12 Division I GAMES:															
271	A	Holy Cross	61 70	268	A	Navy	41 51								
249	A	American	56 64	271	H	Holy Cross	71 80								
263	H	Loyola Maryland	49 65	249	H	American	37 49								
346	A	Boston U.	72 63	222	H	Siena	52 50								
101	H	Bucknell	51 71	330	A	Lafayette	72 59								
76	A	Army West Point	55 67	33	H	St. Bonaventure	38 62								

Non-Div I Games:

Colgate

Average RPI Win:	190	WON-LOST	WINNING	LAST 10	STRENGTH OF	OPP. STRENGTH	TEAM	ADJ.	CONF.	ADJ CONF.
Average RPI Loss:	60	RECORD	PCT. RANK	GAMES	SCHEDULE	OF SCHEDULE	RPI	RPI	RPI	RPI
DIV. I ONLY	6- 16	283	1- 9	17	25	171	171	1	1	
DIV. I NON-CONF.	5- 6	180	0- 1	53	155	159	159	1	1	
TOTALS	RPI 1-25	RPI 26-50	W-L RECORDS	RPI 51-100	RPI 101-150	RPI 150+				
6- 16	1- 6	0- 2	OVERALL	0- 6	0- 1	5- 1				
6- 7	1- 3	0- 2	HOME	0- 2	0- 0	5- 0				
0- 9	0- 3	0- 0	AWAY	0- 4	0- 1	0- 1				
0- 0	0- 0	0- 0	NEUTRAL	0- 0	0- 0	0- 0				
5- 6	0- 2	0- 1	NON-CONFERENCE	0- 1	0- 1	5- 1				
5- 2	0- 1	0- 1	HOME	0- 0	0- 0	5- 0				
0- 4	0- 1	0- 0	AWAY	0- 1	0- 1	0- 1				
0- 0	0- 0	0- 0	NEUTRAL	0- 0	0- 0	0- 0				
1- 10	1- 4	0- 1	CONFERENCE	0- 5	0- 0	0- 0				
1- 5	1- 2	0- 1	HOME	0- 2	0- 0	0- 0				
0- 5	0- 2	0- 0	AWAY	0- 3	0- 0	0- 0				
0- 0	0- 0	0- 0	NEUTRAL	0- 0	0- 0	0- 0				

RPI	S	Opponent	Score	RPI	S	Opponent	Score	RPI	S	Opponent	Score	RPI	S	Opponent	Score	Team's RPI: 171
5	A	Stanford	56 71	27	H	Washington	74 76	60	A	Colorado St.	63 64	148	A	Long Beach St.	42 59	
7	H	Oregon St.	47 61	30	H	Missouri	75 79	63	H	Washington St.	66 74	179	H	Northern Colo.	63 41	
9	H	UCLA	64 82					69	H	Oregon	46 59	203	H	Presbyterian	72 60	
10	A	Arizona St.	37 64					71	A	California	35 64	226	H	Massachusetts	90 63	
17	A	Kentucky	61 86					74	A	Utah	55 71	246	A	Wyoming	68 77	
21	H	Florida	61 83					99	A	Arizona	52 63	247	H	Loyola Marymount	92 81	
25	H	Southern California	66 63									260	H	Northern Ariz.	90 66	
LAST 12 Division I GAMES:																
74	A	Utah	55 71	10	A	Arizona St.	37 64									
25	H	Southern California	66 63	5	A	Stanford	56 71									
9	H	UCLA	64 82	71	A	California	35 64									
7	H	Oregon St.	47 61	63	H	Washington St.	66 74									
69	H	Oregon	46 59	27	H	Washington	74 76									
99	A	Arizona	52 63	246	A	Wyoming	68 77									

Non-Div I Games:

Colorado

■ Loss,
■ Non-Conf, S Site,
■ Home
■ Away
N Neutral

Average RPI Win:	223	WON-LOST	WINNING	LAST 10	STRENGTH OF	OPP. STRENGTH	TEAM	ADJ.	CONF.	ADJ CONF.
Average RPI Loss:	42	RECORD	PCT. RANK	GAMES	SCHEDULE	OF SCHEDULE	RPI	RPI	RPI	RPI
DIV. I ONLY	17- 1	6	10- 0	278	187	60	60	20	20	
DIV. I NON-CONF.	8- 1	23	2- 0	233	151	52	52	21	21	
TOTALS	RPI 1-25	RPI 26-50	W-L RECORDS	RPI 51-100	RPI 101-150	RPI 150+				
17- 1	1- 0	0- 1	OVERALL	0- 0	1- 0	15- 0				
9- 0	1- 0	0- 0	HOME	0- 0	1- 0	7- 0				
7- 1	0- 0	0- 1	AWAY	0- 0	0- 0	7- 0				
1- 0	0- 0	0- 0	NEUTRAL	0- 0	0- 0	1- 0				
8- 1	1- 0	0- 1	NON-CONFERENCE	0- 0	0- 0	7- 0				
4- 0	1- 0	0- 0	HOME	0- 0	0- 0	3- 0				
3- 1	0- 0	0- 1	AWAY	0- 0	0- 0	3- 0				
1- 0	0- 0	0- 0	NEUTRAL	0- 0	0- 0	1- 0				
9- 0	0- 0	0- 0	CONFERENCE	0- 0	1- 0	8- 0				
5- 0	0- 0	0- 0	HOME	0- 0	1- 0	4- 0				
4- 0	0- 0	0- 0	AWAY	0- 0	0- 0	4- 0				
0- 0	0- 0	0- 0	NEUTRAL	0- 0	0- 0	0- 0				

RPI 1-25				RPI 26-50				RPI 51-100				RPI 101+ Team's RPI: 60			
RPI	S	Opponent	Score	RPI	S	Opponent	Score	RPI	S	Opponent	Score	RPI	S	Opponent	Score
20	H	BYU	61 55	42	A	Penn	48 49					113	H	Boise St.	68 64
												167	A	UNLV	64 56
												171	H	Colorado	64 63
												179	A	Northern Colo.	62 46
												217	H	Montana	75 43
												219	A	San Jose St.	80 78
												219	H	San Jose St.	76 54
												225	A	Utah St.	69 49
												244	N	Morgan St.	54 36
												246	H	Wyoming	63 42
												268	A	Navy	82 73
												276	A	San Diego St.	60 57
												276	H	San Diego St.	70 54
												298	A	Denver	74 46
												316	H	Incarinate Word	60 37
												343	H	Air Force	71 47
LAST 12 Division I GAMES:															
276	H	San Diego St.	70 54	219	H	San Jose St.	76 54								
246	H	Wyoming	63 42	167	A	UNLV	64 56								
219	A	San Jose St.	80 78	113	H	Boise St.	68 64								
343	H	Air Force	71 47	298	A	Denver	74 46								
225	A	Utah St.	69 49	217	H	Montana	75 43								
276	A	San Diego St.	60 57	179	A	Northern Colo.	62 46								

Non-Div I Games: Okla. Panhandle 90 45 Western St. 84 42

Colorado St.

■ Loss,
 ■ Non-Conf, S Site,
 ■ Home
 ■ Away
 N Neutral

Average RPI Win: 268		WON-LOST	WINNING	LAST 10	STRENGTH OF	OPP. STRENGTH	TEAM	ADJ.	CONF.	ADJ CONF.
Average RPI Loss: 145		RECORD	PCT. RANK	GAMES	SCHEDULE	OF SCHEDULE	RPI	RPI	RPI	RPI
DIV. I ONLY		11- 8	129	5- 4	298	252	223	223	10	10
DIV. I NON-CONF.		10- 4	86	5- 1	305	314	166	166	11	11
TOTALS		RPI 1-25	RPI 26-50	W-L RECORDS	RPI 51-100	RPI 101-150	RPI 150+			
11- 8	0- 1		0- 0	OVERALL	0- 0	1- 3	10- 4			
7- 4	0- 0		0- 0	HOME	0- 0	1- 2	6- 2			
4- 3	0- 1		0- 0	AWAY	0- 0	0- 0	4- 2			
0- 1	0- 0		0- 0	NEUTRAL	0- 0	0- 1	0- 0			
10- 4	0- 1		0- 0	NON-CONFERENCE	0- 0	0- 2	10- 1			
6- 1	0- 0		0- 0	HOME	0- 0	0- 1	6- 0			
4- 2	0- 1		0- 0	AWAY	0- 0	0- 0	4- 1			
0- 1	0- 0		0- 0	NEUTRAL	0- 0	0- 1	0- 0			
1- 4	0- 0		0- 0	CONFERENCE	0- 0	1- 1	0- 3			
1- 3	0- 0		0- 0	HOME	0- 0	1- 1	0- 2			
0- 1	0- 0		0- 0	AWAY	0- 0	0- 0	0- 1			
0- 0	0- 0		0- 0	NEUTRAL	0- 0	0- 0	0- 0			

RPI 1-25					
RPI	S	Opponent	Score		
10	A	Arizona St.	49	70	
RPI 26-50					
RPI	S	Opponent	Score		
RPI 51-100					
RPI	S	Opponent	Score		
Team's RPI: 223					
RPI	S	Opponent	Score		
107	H	Yale	77	71	
108	N	Toledo	75	88	
110	H	Stony Brook	71	79	
139	H	Harvard	66	69	
165	A	Cornell	73	84	
165	H	Cornell	59	66	
180	A	UMBC	70	68	
193	A	Rhode Island	56	57	
212	H	Binghamton	71	64	
263	H	Loyola Maryland	63	53	
266	H	Dartmouth	73	76	
274	H	Saint Francis (PA)	82	78	
275	H	Vermont	73	56	
315	A	Fairleigh Dickinson	87	83	
323	A	UMass Lowell	67	57	
324	A	LIU Brooklyn	84	74	
337	H	NJIT	72	52	
338	H	Wagner	67	48	
LAST 12 Division I GAMES:					
107	H	Yale	77	71	
139	H	Harvard	66	69	
266	H	Dartmouth	73	76	
165	A	Cornell	73	84	
165	H	Cornell	59	66	
337	H	NJIT	72	52	
315	A	Fairleigh Dickinson	87	83	
338	H	Wagner	67	48	
324	A	LIU Brooklyn	84	74	
193	A	Rhode Island	56	57	
212	H	Binghamton	71	64	
10	A	Arizona St.	49	70	

Non-Div I Games:	Central Penn	102	18
------------------	--------------	-----	----

Columbia

Loss, Non-Conf, S Site, H Home A Away N Neutral

Average RPI Win:	314	WON-LOST	WINNING	LAST 10	STRENGTH OF	OPP. STRENGTH	TEAM	ADJ.	CONF.	ADJ CONF.
Average RPI Loss:	130	RECORD	PCT. RANK	GAMES	SCHEDULE	OF SCHEDULE	RPI	RPI	RPI	RPI
DIV. I ONLY	7- 11	236	5- 4	241	256	233	233	30	30	
DIV. I NON-CONF.	3- 8	258	1- 3	100	123	194	194	30	30	
TOTALS	RPI 1-25	RPI 26-50	W-L RECORDS	RPI 51-100	RPI 101-150	RPI 150+				
7- 11	0- 0	0- 3	OVERALL	0- 4	0- 0	7- 4				
4- 1	0- 0	0- 0	HOME	0- 0	0- 0	4- 1				
2- 9	0- 0	0- 3	AWAY	0- 3	0- 0	2- 3				
1- 1	0- 0	0- 0	NEUTRAL	0- 1	0- 0	1- 0				
3- 8	0- 0	0- 3	NON-CONFERENCE	0- 4	0- 0	3- 1				
1- 1	0- 0	0- 0	HOME	0- 0	0- 0	1- 1				
1- 6	0- 0	0- 3	AWAY	0- 3	0- 0	1- 0				
1- 1	0- 0	0- 0	NEUTRAL	0- 1	0- 0	1- 0				
4- 3	0- 0	0- 0	CONFERENCE	0- 0	0- 0	4- 3				
3- 0	0- 0	0- 0	HOME	0- 0	0- 0	3- 0				
1- 3	0- 0	0- 0	AWAY	0- 0	0- 0	1- 3				
0- 0	0- 0	0- 0	NEUTRAL	0- 0	0- 0	0- 0				

RPI 1-25				RPI 26-50				RPI 51-100				RPI 101+				Team's RPI: 233	
RPI	S	Opponent	Score	RPI	S	Opponent	Score	RPI	S	Opponent	Score	RPI	S	Opponent	Score		
				28	A	Syracuse	56 88	61	N	Auburn	54 69	180	H	UMBC	61 68		
				38	A	West Virginia	64 96	87	A	Virginia	40 75	244	A	Morgan St.	51 72		
				43	A	Miami (FL)	59 78	95	A	VCU	42 73	258	A	Bethune-Cookman	56 69		
								98	A	Virginia Tech	39 72	278	H	N.C. A&T	65 59		
												290	A	Towson	81 69		
												293	H	UMES	61 54		
												302	A	Florida A&M	73 79		
												320	A	Howard	83 67		
												330	N	Lafayette	64 57		
												339	H	Mt. St. Mary's	66 55		
												349	H	Norfolk St.	69 44		
LAST 12 Division I GAMES:																	
				244	A	Morgan St.	51 72	349	H	Norfolk St.	69 44						
				293	H	UMES	61 54	330	N	Lafayette	64 57						
				278	H	N.C. A&T	65 59	87	A	Virginia	40 75						
				302	A	Florida A&M	73 79	61	N	Auburn	54 69						
				258	A	Bethune-Cookman	56 69	98	A	Virginia Tech	39 72						
				320	A	Howard	83 67	28	A	Syracuse	56 88						

Non-Div I Games: Bowie St.

63 64

Coppin St.

Average RPI Win:	252	WON-LOST	WINNING	LAST 10	STRENGTH OF	OPP. STRENGTH	TEAM	ADJ.	CONF.	ADJ CONF.
Average RPI Loss:	150	RECORD	PCT. RANK	GAMES	SCHEDULE	OF SCHEDULE	RPI	RPI	RPI	RPI
DIV. I ONLY	12- 7	101	7- 3	250	280	165	165	10	10	
DIV. I NON-CONF.	8- 6	136	4- 3	286	295	200	200	11	11	
TOTALS	RPI 1-25	RPI 26-50	W-L RECORDS	RPI 51-100	RPI 101-150	RPI 150+				
12- 7	0- 1	0- 0	OVERALL	0- 0	0- 4	12- 2				
9- 2	0- 0	0- 0	HOME	0- 0	0- 2	9- 0				
3- 5	0- 1	0- 0	AWAY	0- 0	0- 2	3- 2				
0- 0	0- 0	0- 0	NEUTRAL	0- 0	0- 0	0- 0				
8- 6	0- 1	0- 0	NON-CONFERENCE	0- 0	0- 3	8- 2				
6- 1	0- 0	0- 0	HOME	0- 0	0- 1	6- 0				
2- 5	0- 1	0- 0	AWAY	0- 0	0- 2	2- 2				
0- 0	0- 0	0- 0	NEUTRAL	0- 0	0- 0	0- 0				
4- 1	0- 0	0- 0	CONFERENCE	0- 0	0- 1	4- 0				
3- 1	0- 0	0- 0	HOME	0- 0	0- 1	3- 0				
1- 0	0- 0	0- 0	AWAY	0- 0	0- 0	1- 0				
0- 0	0- 0	0- 0	NEUTRAL	0- 0	0- 0	0- 0				

RPI 1-25				RPI 26-50				RPI 51-100				RPI 101+ Team's RPI: 165			
RPI	S	Opponent	Score	RPI	S	Opponent	Score	RPI	S	Opponent	Score	RPI	S	Opponent	Score
5	A	Stanford	38 93									110	H	Stony Brook	49 58
												126	A	Buffalo	41 59
												135	A	Marshall	47 73
												139	H	Harvard	56 65
												161	H	Brown	85 70
												206	A	Bryant	70 62
												212	H	Binghamton	64 57
												215	A	Hartford	50 53
												223	A	Columbia	66 59
												223	H	Columbia	84 73
												224	H	Fairfield	59 35
												266	H	Dartmouth	71 58
												274	H	Saint Francis (PA)	75 69
												290	H	Towson	88 60
												300	H	Colgate	73 60
												305	H	Delaware St.	71 62
												320	A	Howard	74 76
												341	A	Cal St. Fullerton	59 47
LAST 12 Division I GAMES:															
161	H	Brown	85 70	320	A	Howard	74 76								
266	H	Dartmouth	71 58	212	H	Binghamton	64 57								
139	H	Harvard	56 65	341	A	Cal St. Fullerton	59 47								
223	H	Columbia	84 73	5	A	Stanford	38 93								
223	A	Columbia	66 59	224	H	Fairfield	59 35								
305	H	Delaware St.	71 62	110	H	Stony Brook	49 58								

Non-Div I Games:

Cornell

■ Loss,
 ■ Non-Conf, S Site,
 ■ Home
 ■ Away
 N Neutral

Creighton

Through Games Of Feb. 5, 2016

Average RPI Win:	172	WON-LOST	WINNING	LAST 10	STRENGTH OF	OPP. STRENGTH	TEAM	ADJ.	CONF.	ADJ CONF.
Average RPI Loss:	78	RECORD	PCT. RANK	GAMES	SCHEDULE	OF SCHEDULE	RPI	RPI	RPI	RPI
DIV. I ONLY	12- 12	169	6- 4	80	70	112	112	6	6	
DIV. I NON-CONF.	6- 6	160	0- 0	101	110	126	126	6	6	
TOTALS	RPI 1-25	RPI 26-50	W-L RECORDS	RPI 51-100	RPI 101-150	RPI 150+				
12- 12	0- 2	0- 1	OVERALL	2- 7	2- 1	8- 1				
7- 4	0- 1	0- 1	HOME	1- 2	2- 0	4- 0				
3- 7	0- 1	0- 0	AWAY	1- 4	0- 1	2- 1				
2- 1	0- 0	0- 0	NEUTRAL	0- 1	0- 0	2- 0				
6- 6	0- 0	0- 0	NON-CONFERENCE	0- 4	1- 1	5- 1				
3- 1	0- 0	0- 0	HOME	0- 1	1- 0	2- 0				
1- 4	0- 0	0- 0	AWAY	0- 2	0- 1	1- 1				
2- 1	0- 0	0- 0	NEUTRAL	0- 1	0- 0	2- 0				
6- 6	0- 2	0- 1	CONFERENCE	2- 3	1- 0	3- 0				
4- 3	0- 1	0- 1	HOME	1- 1	1- 0	2- 0				
2- 3	0- 1	0- 0	AWAY	1- 2	0- 0	1- 0				
0- 0	0- 0	0- 0	NEUTRAL	0- 0	0- 0	0- 0				

RPI S	Opponent	Score	RPI S	Opponent	Score	RPI S	Opponent	Score	RPI S	Opponent	Score	Team's RPI: 112
19	H Seton Hall	82 86	41	H St. John's (NY)	55 66	56	H South Dakota St.	51 53	106	A Drake	72 81	
22	A DePaul	63 81				62	A Villanova	65 62	121	H UNI	69 61	
						62	H Villanova	53 48	141	H Xavier	74 47	
						64	A Nebraska	63 65	173	N East Carolina	91 66	
						74	A Utah	58 74	175	H Marist	89 46	
						78	N Northwestern	52 75	178	N Eastern Wash.	66 60	
						82	A Marquette	72 79	186	A Butler	52 42	
						96	A Georgetown	57 69	186	H Butler	77 49	
						96	H Georgetown	44 57	200	A Kansas	54 67	
									235	H Providence	72 48	
									261	A Omaha	69 46	
									284	H Wichita St.	79 54	
LAST 12 Division I GAMES:												
186	A Butler	52 42	186	H Butler	77 49							
96	H Georgetown	44 57	141	H Xavier	74 47							
62	H Villanova	53 48	62	A Villanova	65 62							
82	A Marquette	72 79	96	A Georgetown	57 69							
22	A DePaul	63 81	19	H Seton Hall	82 86							
235	H Providence	72 48	41	H St. John's (NY)	55 66							

Non-Div I Games:

Creighton

Loss, Non-Conf, S Site, H Home A Away N Neutral

Average RPI Win: 260	WON-LOST	WINNING	LAST 10	STRENGTH OF	OPP. STRENGTH	TEAM	ADJ.	CONF.	ADJ CONF.
Average RPI Loss: 166	RECORD	PCT. RANK	GAMES	SCHEDULE	OF SCHEDULE	RPI	RPI	RPI	RPI
DIV. I ONLY	7- 14	256	5- 5	254	249	266	266	10	10
DIV. I NON-CONF.	5- 11	244	4- 3	296	311	301	301	11	11
TOTALS	RPI 1-25	RPI 26-50	W-L RECORDS	RPI 51-100	RPI 101-150	RPI 150+			
7- 14	0- 1	0- 0	OVERALL	0- 3	1- 1	6- 9			
2- 7	0- 0	0- 0	HOME	0- 2	0- 1	2- 4			
5- 5	0- 1	0- 0	AWAY	0- 1	1- 0	4- 3			
0- 2	0- 0	0- 0	NEUTRAL	0- 0	0- 0	0- 2			
5- 11	0- 1	0- 0	NON-CONFERENCE	0- 2	0- 0	5- 8			
2- 5	0- 0	0- 0	HOME	0- 1	0- 0	2- 4			
3- 4	0- 1	0- 0	AWAY	0- 1	0- 0	3- 2			
0- 2	0- 0	0- 0	NEUTRAL	0- 0	0- 0	0- 2			
2- 3	0- 0	0- 0	CONFERENCE	0- 1	1- 1	1- 1			
0- 2	0- 0	0- 0	HOME	0- 1	0- 1	0- 0			
2- 1	0- 0	0- 0	AWAY	0- 0	1- 0	1- 1			
0- 0	0- 0	0- 0	NEUTRAL	0- 0	0- 0	0- 0			

RPI 1-25				RPI 26-50				RPI 51-100				RPI 101+ Team's RPI: 266			
RPI	S	Opponent	Score	RPI	S	Opponent	Score	RPI	S	Opponent	Score	RPI	S	Opponent	Score
14	A	Louisville	52 94					51	H	Princeton	48 85	139	A	Harvard	70 64
								75	A	Drexel	53 69	139	H	Harvard	43 56
								94	H	Maine	41 59	154	N	McNeese St.	56 78
												163	N	Jacksonville	44 51
												165	A	Cornell	58 71
												193	H	Rhode Island	41 57
												194	A	Oakland	60 78
												215	A	Hartford	43 36
												223	A	Columbia	76 73
												249	H	American	41 45
												267	H	New Hampshire	57 61
												271	A	Holy Cross	60 54
												275	H	Vermont	54 56
												285	A	Central Conn. St.	55 59
												287	H	Niagara	60 47
												337	A	NJIT	46 39
												346	H	Boston U.	72 52
LAST 12 Division I GAMES:															
51	H	Princeton	48 85	285	A	Central Conn. St.	55 59								
165	A	Cornell	58 71	271	A	Holy Cross	60 54								
223	A	Columbia	76 73	287	H	Niagara	60 47								
139	A	Harvard	70 64	249	H	American	41 45								
139	H	Harvard	43 56	14	A	Louisville	52 94								
337	A	NJIT	46 39	215	A	Hartford	43 36								

Non-Div I Games:

Dartmouth

■ Loss,
■ Non-Conf, S Site,
■ Home
■ Away
N Neutral

Average RPI Win:	227	WON-LOST	WINNING	LAST 10	STRENGTH OF	OPP. STRENGTH	TEAM	ADJ.	CONF.	ADJ CONF.
Average RPI Loss:	97	RECORD	PCT. RANK	GAMES	SCHEDULE	OF SCHEDULE	RPI	RPI	RPI	RPI
DIV. I ONLY	10- 13	208	4- 6	135	106	169	169	7	7	
DIV. I NON-CONF.	6- 7	176	0- 2	214	149	187	187	8	8	
TOTALS	RPI 1-25	RPI 26-50	W-L RECORDS	RPI 51-100	RPI 101-150	RPI 150+				
10- 13	0- 1	0- 4	OVERALL	1- 3	0- 1	9- 4				
4- 6	0- 1	0- 2	HOME	0- 2	0- 0	4- 1				
5- 7	0- 0	0- 2	AWAY	1- 1	0- 1	4- 3				
1- 0	0- 0	0- 0	NEUTRAL	0- 0	0- 0	1- 0				
6- 7	0- 1	0- 1	NON-CONFERENCE	0- 2	0- 1	6- 2				
2- 3	0- 1	0- 0	HOME	0- 1	0- 0	2- 1				
3- 4	0- 0	0- 1	AWAY	0- 1	0- 1	3- 1				
1- 0	0- 0	0- 0	NEUTRAL	0- 0	0- 0	1- 0				
4- 6	0- 0	0- 3	CONFERENCE	1- 1	0- 0	3- 2				
2- 3	0- 0	0- 2	HOME	0- 1	0- 0	2- 0				
2- 3	0- 0	0- 1	AWAY	1- 0	0- 0	1- 2				
0- 0	0- 0	0- 0	NEUTRAL	0- 0	0- 0	0- 0				

RPI S	Opponent	Score	RPI S	Opponent	Score	RPI S	Opponent	Score	RPI S	Opponent	Score	Team's RPI: 169
16	H Michigan St.	44 73	33	H St. Bonaventure	47 59	55	A James Madison	45 87	132	A Wake Forest	58 77	
			35	A North Carolina St.	42 58	84	H Charlotte	88 99	153	H ETSU	58 65	
			37	H George Washington	60 79	85	H Saint Louis	50 79	157	A Fordham	40 51	
			50	A Dayton	66 77	95	A VCU	56 50	157	H Fordham	69 51	
									185	H George Mason	68 63	
									193	A Rhode Island	62 78	
									218	A Furman	69 51	
									229	A Radford	68 79	
									234	N Bowling Green	60 56	
									238	A High Point	62 60	
									255	A UNCW	77 50	
									281	A La Salle	66 58	
									299	H Western Caro.	64 51	
									311	H South Carolina St.	63 51	
LAST 12 Division I GAMES:												
185	H George Mason	68 63	33	H St. Bonaventure	47 59							
50	A Dayton	66 77	85	H Saint Louis	50 79							
37	H George Washington	60 79	281	A La Salle	66 58							
193	A Rhode Island	62 78	157	A Fordham	40 51							
157	H Fordham	69 51	55	A James Madison	45 87							
95	A VCU	56 50	84	H Charlotte	88 99							

Non-Div I Games:

Davidson

■ Loss,
 ■ Non-Conf,
 S Site,
 ■ Home
 ■ Away
 N Neutral

Average RPI Win: 121		WON-LOST	WINNING	LAST 10	STRENGTH OF		OPP. STRENGTH	TEAM	ADJ.	CONF.	ADJ CONF.
Average RPI Loss: 47		RECORD	PCT. RANK	GAMES	SCHEDULE		OF SCHEDULE	RPI	RPI	RPI	RPI
DIV. I ONLY		11- 9	143	4- 6	5		39	50	50	7	7
DIV. I NON-CONF.		7- 4	110	1- 2	8		4	18	18	8	8
TOTALS		RPI 1-25	RPI 26-50		W-L RECORDS		RPI 51-100	RPI 101-150		RPI 150+	
11- 9	1- 3	0- 3		OVERALL		4- 3	2- 0		4- 0		
5- 4	0- 0	0- 2		HOME		2- 2	1- 0		2- 0		
4- 4	0- 2	0- 1		AWAY		1- 1	1- 0		2- 0		
2- 1	1- 1	0- 0		NEUTRAL		1- 0	0- 0		0- 0		
7- 4	1- 2	0- 1		NON-CONFERENCE		3- 1	2- 0		1- 0		
4- 1	0- 0	0- 0		HOME		2- 1	1- 0		1- 0		
1- 2	0- 1	0- 1		AWAY		0- 0	1- 0		0- 0		
2- 1	1- 1	0- 0		NEUTRAL		1- 0	0- 0		0- 0		
4- 5	0- 1	0- 2		CONFERENCE		1- 2	0- 0		3- 0		
1- 3	0- 0	0- 2		HOME		0- 1	0- 0		1- 0		
3- 2	0- 1	0- 0		AWAY		1- 1	0- 0		2- 0		
0- 0	0- 0	0- 0		NEUTRAL		0- 0	0- 0		0- 0		

RPI	S	Opponent	Score	RPI	S	Opponent	Score	RPI	S	Opponent	Score	RPI	S	Opponent	Score
5	N	Stanford	66 74	33	H	St. Bonaventure	54 59	51	H	Princeton	85 81	107	H	Yale	81 75
14	N	Louisville	79 66	36	A	Purdue	58 61	52	H	Vanderbilt	81 56	108	A	Toledo	83 57
23	A	Green Bay	52 68	37	H	George Washington	61 62	85	A	Saint Louis	56 70	158	H	Wisconsin	87 64
24	A	Duquesne	58 89					88	A	Saint Joseph's	71 61	169	H	Davidson	77 66
								89	H	Gonzaga	47 57	208	A	Richmond	60 48
								94	N	Maine	58 37	281	A	La Salle	67 51
								95	H	VCU	72 74				
LAST 12 Division I GAMES:															
169	H	Davidson	77 66	37	H	George Washington	61 62	208	A	Richmond	60 48	24	A	Duquesne	58 89
281	A	La Salle	67 51	51	H	Princeton	85 81	23	A	Green Bay	52 68	88	A	Saint Joseph's	71 61
88	A	Saint Joseph's	71 61	89	H	Gonzaga	47 57	33	H	St. Bonaventure	54 59	85	A	Saint Louis	56 70
33	H	St. Bonaventure	54 59	94	N	Maine	58 37	51	H	Princeton	85 81	95	H	VCU	72 74
85	A	Saint Louis	56 70	95	H	VCU	72 74	89	H	Gonzaga	47 57				

Non-Div I Games:

Dayton

Average RPI Win: 127	WON-LOST	WINNING	LAST 10	STRENGTH OF	OPP. STRENGTH	TEAM	ADJ.	CONF.	ADJ CONF.
Average RPI Loss: 42	RECORD	PCT. RANK	GAMES	SCHEDULE	OF SCHEDULE	RPI	RPI	RPI	RPI
DIV. I ONLY	18- 7	64	2- 2	11	41	22	22	6	6
DIV. I NON-CONF.	8- 5	119	0- 1	12	29	43	43	6	6

TOTALS	RPI 1-25	RPI 26-50	W-L RECORDS	RPI 51-100	RPI 101-150	RPI 150+			
18- 7	2- 4	4- 0	OVERALL	4- 2	3- 1	5- 0			
11- 4	0- 2	3- 0	HOME	2- 1	2- 1	4- 0			
7- 3	2- 2	1- 0	AWAY	2- 1	1- 0	1- 0			
0- 0	0- 0	0- 0	NEUTRAL	0- 0	0- 0	0- 0			
8- 5	1- 3	2- 0	NON-CONFERENCE	1- 1	1- 1	3- 0			
6- 2	0- 1	2- 0	HOME	0- 0	1- 1	3- 0			
2- 3	1- 2	0- 0	AWAY	1- 1	0- 0	0- 0			
0- 0	0- 0	0- 0	NEUTRAL	0- 0	0- 0	0- 0			
10- 2	1- 1	2- 0	CONFERENCE	3- 1	2- 0	2- 0			
5- 2	0- 1	1- 0	HOME	2- 1	1- 0	1- 0			
5- 0	1- 0	1- 0	AWAY	1- 0	1- 0	1- 0			
0- 0	0- 0	0- 0	NEUTRAL	0- 0	0- 0	0- 0			

RPI 1-25				RPI 26-50				RPI 51-100				RPI 101+			
RPI	S	Opponent	Score	RPI	S	Opponent	Score	RPI	S	Opponent	Score	RPI	S	Opponent	Score
1	A	Notre Dame	90 95	33	H	St. Bonaventure	77 54	56	A	South Dakota St.	79 88	112	H	Creighton	81 63
3	A	Baylor	72 86	41	A	St. John's (NY)	71 61	62	A	Villanova	75 47	141	A	Xavier	70 53
4	H	UConn	70 86	41	H	St. John's (NY)	77 71	62	H	Villanova	60 64	146	H	Loyola Chicago	75 88
18	A	Texas A&M	80 66	49	H	Indiana	84 69	78	A	Northwestern	77 64	147	H	Southern Ill.	105 61
19	A	Seton Hall	86 74					82	H	Marquette	91 86	186	A	Butler	61 54
19	H	Seton Hall	74 83					96	H	Georgetown	75 53	235	H	Providence	96 50
												300	H	Colgate	96 46
												309	H	Illinois St.	89 41
												336	H	Chicago St.	88 42
LAST 12 Division I GAMES:															
3	A	Baylor	72 86	141	A	Xavier	70 53								
62	A	Villanova	75 47	186	A	Butler	61 54								
41	H	St. John's (NY)	77 71	62	H	Villanova	60 64								
19	H	Seton Hall	74 83	96	H	Georgetown	75 53								
235	H	Providence	96 50	19	A	Seton Hall	86 74								
112	H	Creighton	81 63	41	A	St. John's (NY)	71 61								

Non-Div I Games:

DePaul

■ Loss,
 ■ Non-Conf, S Site,
 ■ Home
 ■ Away
 N Neutral

Delaware

Through Games Of Feb. 5, 2016

Average RPI Win:	243	WON-LOST	WINNING	LAST 10	STRENGTH OF	OPP. STRENGTH	TEAM	ADJ.	CONF.	ADJ CONF.
Average RPI Loss:	120	RECORD	PCT. RANK	GAMES	SCHEDULE	OF SCHEDULE	RPI	RPI	RPI	RPI
DIV. I ONLY	11- 10	161	6- 4	265	147	189	189	13	13	
DIV. I NON-CONF.	5- 6	180	1- 1	298	196	227	227	12	12	
TOTALS	RPI 1-25	RPI 26-50	W-L RECORDS	RPI 51-100	RPI 101-150	RPI 150+				
11- 10	0- 0	0- 0	OVERALL	0- 5	0- 1	11- 4				
6- 2	0- 0	0- 0	HOME	0- 1	0- 0	6- 1				
4- 7	0- 0	0- 0	AWAY	0- 4	0- 1	4- 2				
1- 1	0- 0	0- 0	NEUTRAL	0- 0	0- 0	1- 1				
5- 6	0- 0	0- 0	NON-CONFERENCE	0- 1	0- 1	5- 4				
2- 1	0- 0	0- 0	HOME	0- 0	0- 0	2- 1				
2- 4	0- 0	0- 0	AWAY	0- 1	0- 1	2- 2				
1- 1	0- 0	0- 0	NEUTRAL	0- 0	0- 0	1- 1				
6- 4	0- 0	0- 0	CONFERENCE	0- 4	0- 0	6- 0				
4- 1	0- 0	0- 0	HOME	0- 1	0- 0	4- 0				
2- 3	0- 0	0- 0	AWAY	0- 3	0- 0	2- 0				
0- 0	0- 0	0- 0	NEUTRAL	0- 0	0- 0	0- 0				

RPI S	Opponent	Score	RPI S	Opponent	Score	RPI S	Opponent	Score	RPI S	Opponent	Score	Team's RPI: 189
						55	A James Madison	75	101	A Bucknell	80	
						75	A Drexel	47	157	A Fordham	48	
						75	H Drexel	54	158	N Wisconsin	54	
						77	A Hofstra	58	173	H East Carolina	68	
						96	A Georgetown	61	175	A Marist	50	
									185	A George Mason	90	
									187	A Col. of Charleston	47	
									191	H William & Mary	63	
									192	H Northeastern	52	
									204	A Robert Morris	53	
									255	H UNCW	59	
									275	H Vermont	60	
									290	A Towson	62	
									290	H Towson	64	
									326	N North Dakota St.	50	
									330	H Lafayette	47	
LAST 12 Division I GAMES:												
290	A Towson	66	62	187	A Col. of Charleston	63	47					
75	A Drexel	43	47	192	H Northeastern	59	52					
55	A James Madison	55	75	255	H UNCW	67	59					
191	H William & Mary	67	63	77	A Hofstra	49	58					
75	H Drexel	53	54	204	A Robert Morris	50	53					
290	H Towson	69	64	275	H Vermont	71	60					

Non-Div I Games:

Delaware

Loss, Non-Conf, S Site, H Home A Away N Neutral

Average RPI Win:	308	WON-LOST	WINNING	LAST 10	STRENGTH OF	OPP. STRENGTH	TEAM	ADJ.	CONF.	ADJ CONF.
Average RPI Loss:	182	RECORD	PCT. RANK	GAMES	SCHEDULE	OF SCHEDULE	RPI	RPI	RPI	RPI
DIV. I ONLY	7- 13	249	5- 5	314	312	305	305	30	30	
DIV. I NON-CONF.	3- 10	277	2- 3	208	258	293	293	30	30	
TOTALS	RPI 1-25	RPI 26-50	W-L RECORDS	RPI 51-100	RPI 101-150	RPI 150+				
7- 13	0- 0	0- 1	OVERALL	0- 2	0- 2	7- 8				
5- 5	0- 0	0- 0	HOME	0- 1	0- 0	5- 4				
1- 8	0- 0	0- 1	AWAY	0- 1	0- 2	1- 4				
1- 0	0- 0	0- 0	NEUTRAL	0- 0	0- 0	1- 0				
3- 10	0- 0	0- 1	NON-CONFERENCE	0- 2	0- 2	3- 5				
2- 4	0- 0	0- 0	HOME	0- 1	0- 0	2- 3				
0- 6	0- 0	0- 1	AWAY	0- 1	0- 2	0- 2				
1- 0	0- 0	0- 0	NEUTRAL	0- 0	0- 0	1- 0				
4- 3	0- 0	0- 0	CONFERENCE	0- 0	0- 0	4- 3				
3- 1	0- 0	0- 0	HOME	0- 0	0- 0	3- 1				
1- 2	0- 0	0- 0	AWAY	0- 0	0- 0	1- 2				
0- 0	0- 0	0- 0	NEUTRAL	0- 0	0- 0	0- 0				

RPI S	Opponent	Score	RPI S	Opponent	Score	RPI S	Opponent	Score	RPI S	Opponent	Score	Team's RPI: 305
38	A West Virginia	34 77	70	A Temple	59 100	144	A Fla. Atlantic	55 83				
			77	H Hofstra	49 66	145	A Pittsburgh	43 77				
						157	A Fordham	58 74				
						165	A Cornell	62 71				
						191	H William & Mary	59 65				
						210	H Lehigh	49 83				
						240	N Appalachian St.	76 69				
						244	A Morgan St.	49 56				
						278	H N.C. A&T	64 84				
						296	A Savannah St.	67 59				
						301	H Longwood	88 63				
						311	A South Carolina St.	48 61				
						311	H South Carolina St.	79 61				
						320	H Howard	87 86				
						338	H Wagner	66 44				
						339	H Mt. St. Mary's	41 54				
						348	H N.C. Central	66 56				
LAST 12 Division I GAMES:												
311	H South Carolina St.	79 61	244	A Morgan St.	49 56							
278	H N.C. A&T	64 84	165	A Cornell	62 71							
348	H N.C. Central	66 56	77	H Hofstra	49 66							
296	A Savannah St.	67 59	301	H Longwood	88 63							
311	A South Carolina St.	48 61	70	A Temple	59 100							
320	H Howard	87 86	338	H Wagner	66 44							

Non-Div I Games:

Delaware St.

■ Loss,
 ■ Non-Conf,
 ■ S Site,
 ■ H Home
 ■ A Away
 N Neutral

Average RPI Win: 298	WON-LOST	WINNING	LAST 10	STRENGTH OF	OPP. STRENGTH	TEAM	ADJ.	CONF.	ADJ CONF.
Average RPI Loss: 175	RECORD	PCT. RANK	GAMES	SCHEDULE	OF SCHEDULE	RPI	RPI	RPI	RPI
DIV. I ONLY	4- 19	323	2- 8	175	294	298	298	19	19
DIV. I NON-CONF.	2- 11	306	0- 2	171	320	284	284	20	20
TOTALS	RPI 1-25	RPI 26-50	W-L RECORDS	RPI 51-100	RPI 101-150	RPI 150+			
4- 19	0- 1	0- 0	OVERALL	0- 4	0- 2	4- 12			
2- 8	0- 0	0- 0	HOME	0- 3	0- 1	2- 4			
2- 9	0- 0	0- 0	AWAY	0- 0	0- 0	2- 1			
0- 2	0- 1	0- 0	NEUTRAL	0- 0	0- 0	0- 1			
2- 11	0- 1	0- 0	NON-CONFERENCE	0- 1	0- 1	2- 8			
0- 6	0- 0	0- 0	HOME	0- 1	0- 1	0- 4			
2- 3	0- 0	0- 0	AWAY	0- 0	0- 0	2- 3			
0- 2	0- 1	0- 0	NEUTRAL	0- 0	0- 0	0- 1			
2- 8	0- 0	0- 0	CONFERENCE	0- 3	0- 1	2- 4			
2- 2	0- 0	0- 0	HOME	0- 2	0- 0	2- 0			
0- 6	0- 0	0- 0	AWAY	0- 1	0- 1	0- 4			
0- 0	0- 0	0- 0	NEUTRAL	0- 0	0- 0	0- 0			

RPI 1-25				RPI 26-50				RPI 51-100				RPI 101+				Team's RPI: 298	
RPI	S	Opponent	Score	RPI	S	Opponent	Score	RPI	S	Opponent	Score	RPI	S	Opponent	Score		
1	N	Notre Dame	52 94					56	H	South Dakota St.	39 76	120	A	IUPUI	75 81		
								60	H	Colorado St.	46 74	148	H	Long Beach St.	41 48		
								86	A	South Dakota	60 85	160	A	Oral Roberts	33 65		
								86	H	South Dakota	33 79	170	N	Louisiana Tech	53 58		
												174	H	Weber St.	49 61		
												179	H	Northern Colo.	51 60		
												190	A	Milwaukee	56 49		
												214	H	Ill.-Chicago	46 56		
												228	A	Western Ill.	60 63		
												236	A	Seattle	51 59		
												246	H	Wyoming	64 75		
												261	A	Omaha	55 67		
												265	A	Pepperdine	60 64		
												307	A	UMKC	58 68		
												326	H	North Dakota St.	64 53		
												332	A	IPFW	49 61		
												332	H	IPFW	53 50		
												343	A	Air Force	57 48		
LAST 12 Division I GAMES:																	
				86	H	South Dakota	33 79					332	H	IPFW	53 50		
				332	A	IPFW	49 61					326	H	North Dakota St.	64 53		
				120	A	IUPUI	75 81					86	A	South Dakota	60 85		
				160	A	Oral Roberts	33 65					56	H	South Dakota St.	39 76		
				261	A	Omaha	55 67					148	H	Long Beach St.	41 48		
				228	A	Western Ill.	60 63					60	H	Colorado St.	46 74		

Non-Div I Games:

Denver

Average RPI Win: 244	WON-LOST	WINNING	LAST 10	STRENGTH OF	OPP. STRENGTH	TEAM	ADJ.	CONF.	ADJ CONF.
Average RPI Loss: 100	RECORD	PCT. RANK	GAMES	SCHEDULE	OF SCHEDULE	RPI	RPI	RPI	RPI
DIV. I ONLY	9- 11	194	6- 4	134	141	182	182	14	14
DIV. I NON-CONF.	3- 7	248	0- 2	169	84	258	258	15	15
TOTALS	RPI 1-25	RPI 26-50	W-L RECORDS	RPI 51-100	RPI 101-150	RPI 150+			
9- 11	0- 3	0- 1	OVERALL	0- 1	1- 4	8- 2			
5- 6	0- 0	0- 0	HOME	0- 1	1- 3	4- 2			
4- 5	0- 3	0- 1	AWAY	0- 0	0- 1	4- 0			
0- 0	0- 0	0- 0	NEUTRAL	0- 0	0- 0	0- 0			
3- 7	0- 2	0- 1	NON-CONFERENCE	0- 1	0- 2	3- 1			
3- 3	0- 0	0- 0	HOME	0- 1	0- 1	3- 1			
0- 4	0- 2	0- 1	AWAY	0- 0	0- 1	0- 0			
0- 0	0- 0	0- 0	NEUTRAL	0- 0	0- 0	0- 0			
6- 4	0- 1	0- 0	CONFERENCE	0- 0	1- 2	5- 1			
2- 3	0- 0	0- 0	HOME	0- 0	1- 2	1- 1			
4- 1	0- 1	0- 0	AWAY	0- 0	0- 0	4- 0			
0- 0	0- 0	0- 0	NEUTRAL	0- 0	0- 0	0- 0			

RPI S	Opponent	Score	RPI S	Opponent	Score	RPI S	Opponent	Score	RPI S	Opponent	Score	Team's RPI: 182
11	A Maryland	41 97	33	A St. Bonaventure	73 84	73	H Michigan	61 88	104	H Wright St.	71 89	
16	A Michigan St.	42 81							105	H Youngstown St.	70 72	
23	A Green Bay	36 58							116	A Western Mich.	66 70	
									124	H Eastern Mich.	68 85	
									149	H Northern Ky.	66 65	
									190	A Milwaukee	89 79	
									194	H Oakland	73 79	
									201	A Valparaiso	72 66	
									207	H Cincinnati	77 68	
									214	A Ill.-Chicago	89 80	
									287	H Niagara	80 75	
									304	H Bradley	67 75	
									306	A Cleveland St.	66 60	
									306	H Cleveland St.	82 68	
									332	H IPFW	64 63	
LAST 12 Division I GAMES:												
306	A Cleveland St.	66 60	214	A Ill.-Chicago	89 80							
23	A Green Bay	36 58	201	A Valparaiso	72 66							
190	A Milwaukee	89 79	306	H Cleveland St.	82 68							
194	H Oakland	73 79	105	H Youngstown St.	70 72							
149	H Northern Ky.	66 65	124	H Eastern Mich.	68 85							
104	H Wright St.	71 89	16	A Michigan St.	42 81							

Non-Div I Games: Salem Int'l 81 50

Detroit

Average RPI Win:	204	WON-LOST	WINNING	LAST 10	STRENGTH OF	OPP. STRENGTH	TEAM	ADJ.	CONF.	ADJ CONF.
Average RPI Loss:	114	RECORD	PCT. RANK	GAMES	SCHEDULE	OF SCHEDULE	RPI	RPI	RPI	RPI
DIV. I ONLY	14- 6	71	8- 2	196	135	106	106	21	21	
DIV. I NON-CONF.	6- 4	125	0- 2	89	63	83	83	17	17	
TOTALS	RPI 1-25	RPI 26-50	W-L RECORDS	RPI 51-100	RPI 101-150	RPI 150+				
14- 6	0- 1	0- 1	OVERALL	2- 1	2- 2	10- 1				
7- 3	0- 1	0- 0	HOME	1- 0	1- 2	5- 0				
6- 3	0- 0	0- 1	AWAY	1- 1	1- 0	4- 1				
1- 0	0- 0	0- 0	NEUTRAL	0- 0	0- 0	1- 0				
6- 4	0- 1	0- 1	NON-CONFERENCE	1- 1	1- 0	4- 1				
3- 1	0- 1	0- 0	HOME	1- 0	1- 0	1- 0				
2- 3	0- 0	0- 1	AWAY	0- 1	0- 0	2- 1				
1- 0	0- 0	0- 0	NEUTRAL	0- 0	0- 0	1- 0				
8- 2	0- 0	0- 0	CONFERENCE	1- 0	1- 2	6- 0				
4- 2	0- 0	0- 0	HOME	0- 0	0- 2	4- 0				
4- 0	0- 0	0- 0	AWAY	1- 0	1- 0	2- 0				
0- 0	0- 0	0- 0	NEUTRAL	0- 0	0- 0	0- 0				

RPI S	Opponent	Score	RPI S	Opponent	Score	RPI S	Opponent	Score	RPI S	Opponent	Score	Team's RPI: 106
23	H Green Bay	61 86	45	A Iowa	76 89	86	A South Dakota	87 92	112	H Creighton	81 72	
						92	A Missouri St.	82 75	121	H UNI	73 79	
						93	H Iowa St.	74 70	146	A Loyola Chicago	81 65	
									147	H Southern Ill.	67 77	
									151	H North Dakota	73 63	
									158	A Wisconsin	89 70	
									167	A UNLV	76 68	
									188	N Tulsa	91 80	
									254	H Indiana St.	80 55	
									264	A Northern Ill.	73 87	
									284	A Wichita St.	87 56	
									284	H Wichita St.	81 59	
									304	A Bradley	76 64	
									309	H Illinois St.	76 41	
									317	H Evansville	94 52	
LAST 12 Division I GAMES:												
284	H Wichita St.	81 59	284	A Wichita St.	87 56							
146	A Loyola Chicago	81 65	92	A Missouri St.	82 75							
304	A Bradley	76 64	317	H Evansville	94 52							
121	H UNI	73 79	147	H Southern Ill.	67 77							
309	H Illinois St.	76 41	45	A Iowa	76 89							
254	H Indiana St.	80 55	264	A Northern Ill.	73 87							

Non-Div I Games: William Penn 100 61

Drake

■ Loss,
 ■ Non-Conf, S Site,
 ■ Home
 ■ Away
 N Neutral

Average RPI Win: 160	WON-LOST	WINNING	LAST 10	STRENGTH OF	OPP. STRENGTH	TEAM	ADJ.	CONF.	ADJ CONF.
Average RPI Loss: 86	RECORD	PCT. RANK	GAMES	SCHEDULE	OF SCHEDULE	RPI	RPI	RPI	RPI
DIV. I ONLY	12- 9	133	8- 2	47	98	75	75	13	13
DIV. I NON-CONF.	4- 7	222	1- 1	16	38	120	120	12	12
TOTALS	RPI 1-25	RPI 26-50	W-L RECORDS	RPI 51-100	RPI 101-150	RPI 150+			
12- 9	0- 0	1- 3	OVERALL	2- 4	1- 0	8- 2			
7- 2	0- 0	1- 0	HOME	2- 1	1- 0	3- 1			
5- 5	0- 0	0- 3	AWAY	0- 2	0- 0	5- 0			
0- 2	0- 0	0- 0	NEUTRAL	0- 1	0- 0	0- 1			
4- 7	0- 0	1- 3	NON-CONFERENCE	0- 3	1- 0	2- 1			
3- 1	0- 0	1- 0	HOME	0- 1	1- 0	1- 0			
1- 4	0- 0	0- 3	AWAY	0- 1	0- 0	1- 0			
0- 2	0- 0	0- 0	NEUTRAL	0- 1	0- 0	0- 1			
8- 2	0- 0	0- 0	CONFERENCE	2- 1	0- 0	6- 1			
4- 1	0- 0	0- 0	HOME	2- 0	0- 0	2- 1			
4- 1	0- 0	0- 0	AWAY	0- 1	0- 0	4- 0			
0- 0	0- 0	0- 0	NEUTRAL	0- 0	0- 0	0- 0			

RPI 1-25				RPI 26-50				RPI 51-100				Team's RPI: 75		RPI 101+			
RPI	S	Opponent	Score	RPI	S	Opponent	Score	RPI	S	Opponent	Score		RPI	S	Opponent	Score	
				28	A	Syracuse	62 83	52	H	Vanderbilt	64 74		111	H	Quinnipiac	62 49	
				33	H	St. Bonaventure	58 46	55	A	James Madison	56 67		155	A	Hampton	57 36	
				40	A	South Fla.	58 73	62	N	Villanova	55 67		187	H	Col. of Charleston	66 54	
				42	A	Penn	67 72	77	H	Hofstra	67 64		189	A	Delaware	54 53	
								80	H	Elon	74 31		189	H	Delaware	47 43	
								88	A	Saint Joseph's	46 53		191	A	William & Mary	67 50	
													192	A	Northeastern	53 49	
													192	H	Northeastern	65 73	
													217	N	Montana	50 58	
													255	A	UNCW	71 57	
													266	H	Dartmouth	69 53	
LAST 12 Division I GAMES:																	
				255	A	UNCW	71 57	55	A	James Madison	56 67						
				189	H	Delaware	47 43	191	A	William & Mary	67 50						
				77	H	Hofstra	67 64	192	H	Northeastern	65 73						
				192	A	Northeastern	53 49	187	H	Col. of Charleston	66 54						
				189	A	Delaware	54 53	28	A	Syracuse	62 83						
				80	H	Elon	74 31	111	H	Quinnipiac	62 49						

Non-Div I Games:

Drexel

■ Loss,
 ■ Non-Conf,
 ■ S Site,
 ■ H Home
 ■ A Away
 N Neutral

Average RPI Win:	154	WON-LOST	WINNING	LAST 10	STRENGTH OF	OPP. STRENGTH	TEAM	ADJ.	CONF.	ADJ CONF.
Average RPI Loss:	16	RECORD	PCT. RANK	GAMES	SCHEDULE	OF SCHEDULE	RPI	RPI	RPI	RPI
DIV. I ONLY	17- 7	70	6- 4	38	26	39	39	5	5	
DIV. I NON-CONF.	11- 3	54	2- 0	43	50	24	24	5	5	
TOTALS	RPI 1-25	RPI 26-50	W-L RECORDS	RPI 51-100	RPI 101-150	RPI 150+				
17- 7	0- 5	1- 2	OVERALL	5- 0	5- 0	6- 0				
11- 3	0- 2	0- 1	HOME	4- 0	3- 0	4- 0				
3- 4	0- 3	1- 1	AWAY	0- 0	1- 0	1- 0				
3- 0	0- 0	0- 0	NEUTRAL	1- 0	1- 0	1- 0				
11- 3	0- 3	1- 0	NON-CONFERENCE	3- 0	2- 0	5- 0				
7- 1	0- 1	0- 0	HOME	2- 0	1- 0	4- 0				
1- 2	0- 2	1- 0	AWAY	0- 0	0- 0	0- 0				
3- 0	0- 0	0- 0	NEUTRAL	1- 0	1- 0	1- 0				
6- 4	0- 2	0- 2	CONFERENCE	2- 0	3- 0	1- 0				
4- 2	0- 1	0- 1	HOME	2- 0	2- 0	0- 0				
2- 2	0- 1	0- 1	AWAY	0- 0	1- 0	1- 0				
0- 0	0- 0	0- 0	NEUTRAL	0- 0	0- 0	0- 0				

RPI 1-25				RPI 26-50				Team's RPI: 39				RPI 51-100				RPI 101+			
RPI	S	Opponent	Score	RPI	S	Opponent	Score	RPI	S	Opponent	Score	RPI	S	Opponent	Score	RPI	S	Opponent	Score
1	H	Notre Dame	61 68	28	A	Syracuse	50 86	76	H	Army West Point	72 61	103	H	Liberty	79 41				
2	A	South Carolina	55 66	35	H	North Carolina St.	62 65	87	H	Virginia	67 52	116	H	North Carolina	71 55				
14	A	Louisville	48 65	42	A	Penn	57 50	90	H	Boston College	71 51	130	N	Idaho	74 68				
17	A	Kentucky	61 71					93	N	Iowa St.	86 48	132	H	Wake Forest	95 68				
18	H	Texas A&M	66 72					100	H	Minnesota	84 64	145	A	Pittsburgh	70 48				
												166	N	Texas St.	85 34				
												226	H	Massachusetts	70 46				
												243	A	Clemson	72 43				
												255	H	UNCW	78 56				
												299	H	Western Caro.	84 47				
												313	H	Winthrop	78 50				
LAST 12 Division I GAMES:																			
87	H	Virginia	67 52	35	H	North Carolina St.	62 65												
1	H	Notre Dame	61 68	14	A	Louisville	48 65												
145	A	Pittsburgh	70 48	132	H	Wake Forest	95 68												
116	H	North Carolina	71 55	28	A	Syracuse	50 86												
243	A	Clemson	72 43	255	H	UNCW	78 56												
90	H	Boston College	71 51	299	H	Western Caro.	84 47												

Non-Div I Games:

Duke

■ Loss,
 ■ Non-Conf, S Site,
 ■ Home
 ■ Away
 N Neutral

Average RPI Win:	173	WON-LOST	WINNING	LAST 10	STRENGTH OF	OPP. STRENGTH	TEAM	ADJ.	CONF.	ADJ CONF.
Average RPI Loss:	44	RECORD	PCT. RANK	GAMES	SCHEDULE	OF SCHEDULE	RPI	RPI	RPI	RPI
DIV. I ONLY	19- 2	8	9- 1	111	127	24	24	7	7	
DIV. I NON-CONF.	11- 1	16	2- 0	179	221	33	33	8	8	
TOTALS	RPI 1-25	RPI 26-50	W-L RECORDS	RPI 51-100	RPI 101-150	RPI 150+				
19- 2	0- 0	4- 1	OVERALL	2- 1	2- 0	11- 0				
8- 1	0- 0	4- 1	HOME	0- 0	0- 0	4- 0				
10- 1	0- 0	0- 0	AWAY	2- 1	2- 0	6- 0				
1- 0	0- 0	0- 0	NEUTRAL	0- 0	0- 0	1- 0				
11- 1	0- 0	2- 0	NON-CONFERENCE	1- 1	2- 0	6- 0				
4- 0	0- 0	2- 0	HOME	0- 0	0- 0	2- 0				
6- 1	0- 0	0- 0	AWAY	1- 1	2- 0	3- 0				
1- 0	0- 0	0- 0	NEUTRAL	0- 0	0- 0	1- 0				
8- 1	0- 0	2- 1	CONFERENCE	1- 0	0- 0	5- 0				
4- 1	0- 0	2- 1	HOME	0- 0	0- 0	2- 0				
4- 0	0- 0	0- 0	AWAY	1- 0	0- 0	3- 0				
0- 0	0- 0	0- 0	NEUTRAL	0- 0	0- 0	0- 0				

RPI S	Opponent	Score	RPI S	Opponent	Score	RPI S	Opponent	Score	RPI S	Opponent	Score
32	H Ohio	64 47	33	H St. Bonaventure	74 62	51	A Princeton	66 94	126	A Buffalo	79 62
37	H George Washington	52 70	41	H St. John's (NY)	76 57	83	A Central Mich.	68 49	145	A Pittsburgh	79 65
50	H Dayton	89 58				95	A VCU	71 67	157	H Fordham	55 40
									167	A New Mexico	78 69
									185	A George Mason	72 56
									193	A Rhode Island	79 70
									208	A Richmond	65 44
									226	H Massachusetts	73 64
									278	N N.C. A&T	81 67
									293	H UMES	95 59
									320	H Howard	86 62
									330	A Lafayette	73 65
									331	A Saint Peter's	63 38
LAST 12 Division I GAMES:											
226	H Massachusetts	73 64	157	H Fordham	55 40						
95	A VCU	71 67	185	A George Mason	72 56						
208	A Richmond	65 44	50	H Dayton	89 58						
33	H St. Bonaventure	74 62	145	A Pittsburgh	79 65						
37	H George Washington	52 70	41	H St. John's (NY)	76 57						
193	A Rhode Island	79 70	32	H Ohio	64 47						

Non-Div I Games: Slippery Rock 79 54

Duquesne

Average RPI Win: 235	WON-LOST	WINNING	LAST 10	STRENGTH OF	OPP. STRENGTH	TEAM	ADJ.	CONF.	ADJ CONF.
Average RPI Loss: 124	RECORD	PCT. RANK	GAMES	SCHEDULE	OF SCHEDULE	RPI	RPI	RPI	RPI
DIV. I ONLY	10- 10	169	5- 4	190	166	153	153	17	17
DIV. I NON-CONF.	5- 7	198	2- 1	146	126	146	146	16	16

TOTALS	RPI 1-25	RPI 26-50	W-L RECORDS	RPI 51-100	RPI 101-150	RPI 150+			
10- 10	0- 1	0- 0	OVERALL	0- 3	2- 3	8- 3			
6- 1	0- 0	0- 0	HOME	0- 1	1- 0	5- 0			
4- 9	0- 1	0- 0	AWAY	0- 2	1- 3	3- 3			
0- 0	0- 0	0- 0	NEUTRAL	0- 0	0- 0	0- 0			
5- 7	0- 1	0- 0	NON-CONFERENCE	0- 2	1- 2	4- 2			
3- 0	0- 0	0- 0	HOME	0- 0	1- 0	2- 0			
2- 7	0- 1	0- 0	AWAY	0- 2	0- 2	2- 2			
0- 0	0- 0	0- 0	NEUTRAL	0- 0	0- 0	0- 0			
5- 3	0- 0	0- 0	CONFERENCE	0- 1	1- 1	4- 1			
3- 1	0- 0	0- 0	HOME	0- 1	0- 0	3- 0			
2- 2	0- 0	0- 0	AWAY	0- 0	1- 1	1- 1			
0- 0	0- 0	0- 0	NEUTRAL	0- 0	0- 0	0- 0			

RPI 1-25				RPI 26-50				RPI 51-100				RPI 101+ Team's RPI: 153			
RPI	S	Opponent	Score	RPI	S	Opponent	Score	RPI	S	Opponent	Score	RPI	S	Opponent	Score
13	A	Tennessee	49 85					52	A	Vanderbilt	39 65	119	A	Iona	50 56
								57	H	Chattanooga	57 65	122	A	Samford	47 55
								80	A	Elon	38 50	129	A	Mercer	55 53
												132	A	Wake Forest	52 69
												140	H	UNC Asheville	74 68
												164	A	Old Dominion	56 52
												169	A	Davidson	65 58
												211	A	Eastern Ky.	41 64
												218	A	Furman	77 81
												240	A	Appalachian St.	52 70
												253	H	Austin Peay	80 76
												282	H	Campbell	70 55
												288	H	UNCG	89 73
												299	H	Western Caro.	74 62
												312	A	Wofford	70 54
												312	H	Wofford	70 69
LAST 12 Division I GAMES:															
312	H	Wofford	70 69	312	A	Wofford	70 54	218	A	Furman	77 81				
57	H	Chattanooga	57 65					119	A	Iona	50 56				
129	A	Mercer	55 53					253	H	Austin Peay	80 76				
122	A	Samford	47 55					169	A	Davidson	65 58				
299	H	Western Caro.	74 62					282	H	Campbell	70 55				
288	H	UNCG	89 73												

Non-Div I Games: Armstrong St. 62 52 Lees-McRae 73 46 Brevard 69 46

ETSU

Loss, Non-Conf, S Site, H Home A Away N Neutral

East Carolina

Through Games Of Feb. 5, 2016

Average RPI Win:	236	WON-LOST	WINNING	LAST 10	STRENGTH OF	OPP. STRENGTH	TEAM	ADJ.	CONF.	ADJ CONF.
Average RPI Loss:	79	RECORD	PCT. RANK	GAMES	SCHEDULE	OF SCHEDULE	RPI	RPI	RPI	RPI
DIV. I ONLY	9- 13	228	3- 7	101	104	173	173	8	8	
DIV. I NON-CONF.	6- 6	160	0- 2	48	185	112	112	7	7	
TOTALS	RPI 1-25	RPI 26-50	W-L RECORDS	RPI 51-100	RPI 101-150	RPI 150+				
9- 13	0- 1	0- 3	OVERALL	0- 6	0- 1	9- 2				
4- 4	0- 0	0- 1	HOME	0- 2	0- 0	4- 1				
3- 4	0- 0	0- 1	AWAY	0- 2	0- 0	3- 1				
2- 5	0- 1	0- 1	NEUTRAL	0- 2	0- 1	2- 0				
6- 6	0- 1	0- 1	NON-CONFERENCE	0- 3	0- 1	6- 0				
2- 0	0- 0	0- 0	HOME	0- 0	0- 0	2- 0				
2- 1	0- 0	0- 0	AWAY	0- 1	0- 0	2- 0				
2- 5	0- 1	0- 1	NEUTRAL	0- 2	0- 1	2- 0				
3- 7	0- 0	0- 2	CONFERENCE	0- 3	0- 0	3- 2				
2- 4	0- 0	0- 1	HOME	0- 2	0- 0	2- 1				
1- 3	0- 0	0- 1	AWAY	0- 1	0- 0	1- 1				
0- 0	0- 0	0- 0	NEUTRAL	0- 0	0- 0	0- 0				

RPI 1-25				RPI 26-50				RPI 51-100				RPI 101+ Team's RPI: 173			
RPI	S	Opponent	Score	RPI	S	Opponent	Score	RPI	S	Opponent	Score	RPI	S	Opponent	Score
2	N	South Carolina	57 88	32	N	Ohio	61 64	57	N	Chattanooga	61 72	112	N	Creighton	66 91
				40	A	South Fla.	54 75	61	A	Auburn	69 83	178	N	Eastern Wash.	80 62
				40	H	South Fla.	59 61	70	H	Temple	63 83	188	A	Tulsa	79 81
								78	N	Northwestern	75 78	188	H	Tulsa	54 55
								81	A	Tulane	73 78	189	A	Delaware	68 58
								81	H	Tulane	51 66	198	N	UTRGV	70 59
												203	H	Presbyterian	84 57
												207	H	Cincinnati	63 60
												241	H	Houston	76 70
												250	A	UCF	71 56
												327	H	Alcorn	87 58
												333	A	A&M-Corpus Christi	82 46
LAST 12 Division I GAMES:															
188	H	Tulsa	54 55	250	A	UCF	71 56								
70	H	Temple	63 83	81	H	Tulane	51 66								
81	A	Tulane	73 78	40	H	South Fla.	59 61								
207	H	Cincinnati	63 60	188	A	Tulsa	79 81								
40	A	South Fla.	54 75	2	N	South Carolina	57 88								
241	H	Houston	76 70	32	N	Ohio	61 64								

Non-Div I Games:

East Carolina

Loss, Non-Conf, S Site, H Home A Away N Neutral

Average RPI Win: 120	WON-LOST	WINNING	LAST 10	STRENGTH OF	OPP. STRENGTH	TEAM	ADJ.	CONF.	ADJ CONF.
Average RPI Loss: 209	RECORD	PCT. RANK	GAMES	SCHEDULE	OF SCHEDULE	RPI	RPI	RPI	RPI
DIV. I ONLY	1- 21	347	0- 10	238	308	342	342	24	24
DIV. I NON-CONF.	1- 11	336	0- 2	172	331	324	324	23	23
TOTALS	RPI 1-25	RPI 26-50	W-L RECORDS	RPI 51-100	RPI 101-150	RPI 150+			
1- 21	0- 0	0- 0	OVERALL	0- 2	1- 4	0- 15			
1- 8	0- 0	0- 0	HOME	0- 1	1- 1	0- 6			
0- 13	0- 0	0- 0	AWAY	0- 1	0- 3	0- 9			
0- 0	0- 0	0- 0	NEUTRAL	0- 0	0- 0	0- 0			
1- 11	0- 0	0- 0	NON-CONFERENCE	0- 1	1- 2	0- 8			
1- 4	0- 0	0- 0	HOME	0- 0	1- 1	0- 3			
0- 7	0- 0	0- 0	AWAY	0- 1	0- 1	0- 5			
0- 0	0- 0	0- 0	NEUTRAL	0- 0	0- 0	0- 0			
0- 10	0- 0	0- 0	CONFERENCE	0- 1	0- 2	0- 7			
0- 4	0- 0	0- 0	HOME	0- 1	0- 0	0- 3			
0- 6	0- 0	0- 0	AWAY	0- 0	0- 2	0- 4			
0- 0	0- 0	0- 0	NEUTRAL	0- 0	0- 0	0- 0			

RPI S	Opponent	Score	RPI S	Opponent	Score	RPI S	Opponent	Score	RPI S	Opponent	Score	Team's RPI: 342
						85	A Saint Louis	47 78	120	H IUPUI	77 71	
						97	H UT Martin	39 65	123	A Belmont	61 89	
									125	A Memphis	49 80	
									143	A SIUE	75 87	
									146	H Loyola Chicago	75 86	
									190	H Milwaukee	71 82	
									199	H Stetson	66 68	
									207	A Cincinnati	57 70	
									211	H Eastern Ky.	56 75	
									214	A Ill.-Chicago	54 66	
									228	H Western Ill.	69 92	
									248	H Tennessee St.	53 62	
									253	A Austin Peay	45 80	
									254	A Indiana St.	42 60	
									261	A Omaha	67 76	
									264	A Northern Ill.	63 79	
									277	A Tennessee Tech	74 81	
									280	A Jacksonville St.	52 60	
									289	H Morehead St.	77 85	
									292	A Murray St.	56 66	
LAST 12 Division I GAMES:												
143	A	SIUE	75	87	123	A	Belmont	61	89			
292	A	Murray St.	56	66	248	H	Tennessee St.	53	62			
253	A	Austin Peay	45	80	280	A	Jacksonville St.	52	60			
97	H	UT Martin	39	65	277	A	Tennessee Tech	74	81			
289	H	Morehead St.	77	85	214	A	Ill.-Chicago	54	66			
211	H	Eastern Ky.	56	75	207	A	Cincinnati	57	70			

Non-Div I Games:

Eastern Ill.

Average RPI Win:	242	WON-LOST	WINNING	LAST 10	STRENGTH OF	OPP. STRENGTH	TEAM	ADJ.	CONF.	ADJ CONF.
Average RPI Loss:	161	RECORD	PCT. RANK	GAMES	SCHEDULE	OF SCHEDULE	RPI	RPI	RPI	RPI
DIV. I ONLY	10- 9	157	6- 4	260	237	211	211	24	24	
DIV. I NON-CONF.	4- 5	193	1- 0	119	194	160	160	23	23	
TOTALS	RPI 1-25	RPI 26-50	W-L RECORDS	RPI 51-100	RPI 101-150	RPI 150+				
10- 9	0- 0	0- 1	OVERALL	1- 2	0- 2	9- 4				
6- 3	0- 0	0- 0	HOME	1- 0	0- 1	5- 2				
3- 5	0- 0	0- 0	AWAY	0- 2	0- 1	3- 2				
1- 1	0- 0	0- 1	NEUTRAL	0- 0	0- 0	1- 0				
4- 5	0- 0	0- 1	NON-CONFERENCE	0- 2	0- 1	4- 1				
2- 1	0- 0	0- 0	HOME	0- 0	0- 1	2- 0				
1- 3	0- 0	0- 0	AWAY	0- 2	0- 0	1- 1				
1- 1	0- 0	0- 1	NEUTRAL	0- 0	0- 0	1- 0				
6- 4	0- 0	0- 0	CONFERENCE	1- 0	0- 1	5- 3				
4- 2	0- 0	0- 0	HOME	1- 0	0- 0	3- 2				
2- 2	0- 0	0- 0	AWAY	0- 0	0- 1	2- 1				
0- 0	0- 0	0- 0	NEUTRAL	0- 0	0- 0	0- 0				

RPI S	Opponent	Score	RPI S	Opponent	Score	RPI S	Opponent	Score	RPI S	Opponent	Score	Team's RPI: 211
35 N	North Carolina St.	62 73	54 A	Western Ky.	60 76	104 H	Wright St.	69 71	143 A	SIUE	74 89	
			92 A	Missouri St.	63 87	153 H	ETSU	64 41	208 A	Richmond	62 81	
			97 H	UT Martin	70 61	180 H	Southeast Mo. St.	56 55	245 A	Miami (OH)	77 72	
						248 A	Tennessee St.	70 66	253 A	Austin Peay	66 94	
						274 N	Saint Francis (PA)	88 82	277 H	Tennessee Tech	72 77	
						280 H	Jacksonville St.	54 56	289 H	Morehead St.	100 93	
						292 H	Murray St.	72 60	299 H	Western Caro.	91 62	
						342 A	Eastern Ill.	75 56				
LAST 12 Division I GAMES:												
248 A	Tennessee St.	70 66	342 A	Eastern Ill.	75 56							
289 H	Morehead St.	100 93	180 H	Southeast Mo. St.	56 55							
280 H	Jacksonville St.	54 56	97 H	UT Martin	70 61							
277 H	Tennessee Tech	72 77	253 A	Austin Peay	66 94							
292 H	Murray St.	72 60	274 N	Saint Francis (PA)	88 82							
143 A	SIUE	74 89	35 N	North Carolina St.	62 73							

Non-Div I Games: Cincinnati Christian 112 34 Davis & Elkins 73 58

Eastern Ky.

■ Loss,
 ■ Non-Conf,
 ■ S Site,
 ■ Home
 ■ A Away
 N Neutral

Average RPI Win:	201	WON-LOST	WINNING	LAST 10	STRENGTH OF	OPP. STRENGTH	TEAM	ADJ.	CONF.	ADJ CONF.
Average RPI Loss:	88	RECORD	PCT. RANK	GAMES	SCHEDULE	OF SCHEDULE	RPI	RPI	RPI	RPI
DIV. I ONLY	11- 8	129	4- 6	150	117	124	124	12	12	
DIV. I NON-CONF.	7- 2	57	2- 0	203	106	71	71	13	13	
TOTALS	RPI 1-25	RPI 26-50	W-L RECORDS	RPI 51-100	RPI 101-150	RPI 150+				
11- 8	0- 1	0- 1	OVERALL	1- 3	3- 2	7- 1				
6- 3	0- 0	0- 1	HOME	1- 1	2- 1	3- 0				
5- 4	0- 1	0- 0	AWAY	0- 1	1- 1	4- 1				
0- 1	0- 0	0- 0	NEUTRAL	0- 1	0- 0	0- 0				
7- 2	0- 1	0- 0	NON-CONFERENCE	1- 1	1- 0	5- 0				
3- 0	0- 0	0- 0	HOME	1- 0	0- 0	2- 0				
4- 1	0- 1	0- 0	AWAY	0- 0	1- 0	3- 0				
0- 1	0- 0	0- 0	NEUTRAL	0- 1	0- 0	0- 0				
4- 6	0- 0	0- 1	CONFERENCE	0- 2	2- 2	2- 1				
3- 3	0- 0	0- 1	HOME	0- 1	2- 1	1- 0				
1- 3	0- 0	0- 0	AWAY	0- 1	0- 1	1- 1				
0- 0	0- 0	0- 0	NEUTRAL	0- 0	0- 0	0- 0				

RPI 1-25				RPI 26-50				RPI 51-100				RPI 101+ Team's RPI: 124			
RPI	S	Opponent	Score	RPI	S	Opponent	Score	RPI	S	Opponent	Score	RPI	S	Opponent	Score
17	A	Kentucky	67 89	32	H	Ohio	64 71	58	A	Ball St.	54 76	108	H	Toledo	59 41
								59	N	Abilene Christian	59 83	109	A	Akron	72 75
								73	H	Michigan	64 63	109	H	Akron	65 68
								83	H	Central Mich.	65 66	126	H	Buffalo	67 56
												139	A	Harvard	85 81
												160	H	Oral Roberts	77 69
												182	A	Detroit	85 68
												198	H	UTRGV	78 56
												234	A	Bowling Green	63 67
												264	A	Northern Ill.	87 80
												291	A	Monmouth	78 68
												329	H	Kent St.	72 51
												343	A	Air Force	72 59
LAST 12 Division I GAMES:															
83	H	Central Mich.	65 66	32	H	Ohio	64 71	264	A	Northern Ill.	87 80	109	H	Akron	65 68
109	A	Akron	72 75	126	H	Buffalo	67 56	182	A	Detroit	85 68	73	H	Michigan	64 63
234	A	Bowling Green	63 67	58	A	Ball St.	54 76								
108	H	Toledo	59 41	329	H	Kent St.	72 51								

Non-Div I Games: Madonna 104 45 Hillsdale 94 77

Eastern Mich.

Loss, Non-Conf, S Site, H Home A Away N Neutral

Average RPI Win:	241	WON-LOST	WINNING	LAST 10	STRENGTH OF	OPP. STRENGTH	TEAM	ADJ.	CONF.	ADJ CONF.
Average RPI Loss:	135	RECORD	PCT. RANK	GAMES	SCHEDULE	OF SCHEDULE	RPI	RPI	RPI	RPI
DIV. I ONLY	14- 7	85	9- 1	319	161	178	178	18	18	
DIV. I NON-CONF.	5- 6	180	0- 2	297	165	260	260	19	19	
TOTALS	RPI 1-25	RPI 26-50	W-L RECORDS	RPI 51-100	RPI 101-150	RPI 150+				
14- 7	0- 0	0- 0	OVERALL	0- 3	1- 2	13- 2				
8- 2	0- 0	0- 0	HOME	0- 1	0- 1	8- 0				
6- 2	0- 0	0- 0	AWAY	0- 0	1- 0	5- 0				
0- 3	0- 0	0- 0	NEUTRAL	0- 1	0- 1	0- 1				
5- 6	0- 0	0- 0	NON-CONFERENCE	0- 3	0- 2	5- 1				
3- 2	0- 0	0- 0	HOME	0- 1	0- 1	3- 0				
2- 1	0- 0	0- 0	AWAY	0- 1	0- 0	2- 0				
0- 3	0- 0	0- 0	NEUTRAL	0- 1	0- 1	0- 1				
9- 1	0- 0	0- 0	CONFERENCE	0- 0	1- 0	8- 1				
5- 0	0- 0	0- 0	HOME	0- 0	0- 0	5- 0				
4- 1	0- 0	0- 0	AWAY	0- 0	1- 0	3- 1				
0- 0	0- 0	0- 0	NEUTRAL	0- 0	0- 0	0- 0				

RPI 1-25				RPI 26-50				RPI 51-100				RPI 101+				Team's RPI: 178	
RPI	S	Opponent	Score	RPI	S	Opponent	Score	RPI	S	Opponent	Score	RPI	S	Opponent	Score		
								59	H	Abilene Christian	60	72	112	N	Creighton	60	66
								78	N	Northwestern	70	74	113	H	Boise St.	79	84
								89	A	Gonzaga	56	78	130	A	Idaho	74	66
													151	H	North Dakota	60	57
													162	H	Montana St.	81	69
													173	N	East Carolina	62	80
													179	H	Northern Colo.	59	55
													213	A	Sacramento St.	100	83
													217	H	Montana	67	65
													221	H	Utah Valley	68	64
													260	A	Northern Ariz.	81	71
													260	H	Northern Ariz.	72	65
													283	H	CSUN	70	59
													284	A	Wichita St.	67	62
													318	A	Portland St.	79	81
													328	A	Southern Utah	85	82
													341	A	Cal St. Fullerton	68	57
													343	H	Air Force	65	44
LAST 12 Division I GAMES:																	
260	H	Northern Ariz.	72	65	328	A	Southern Utah	85	82								
213	A	Sacramento St.	100	83	130	A	Idaho	74	66								
318	A	Portland St.	79	81	151	H	North Dakota	60	57								
217	H	Montana	67	65	179	H	Northern Colo.	59	55								
162	H	Montana St.	81	69	113	H	Boise St.	79	84								
260	A	Northern Ariz.	81	71	59	H	Abilene Christian	60	72								

Non-Div I Games: Eastern Ore. 64 40

Eastern Wash.

■ Loss,
■ Non-Conf,
■ S Site,
■ H Home
■ A Away
N Neutral

Average RPI Win:	178	WON-LOST	WINNING	LAST 10	STRENGTH OF	OPP. STRENGTH	TEAM	ADJ.	CONF.	ADJ CONF.
Average RPI Loss:	114	RECORD	PCT. RANK	GAMES	SCHEDULE	OF SCHEDULE	RPI	RPI	RPI	RPI
DIV. I ONLY	12- 8	115	6- 4	97	101	80	80	13	13	
DIV. I NON-CONF.	6- 4	125	0- 2	72	61	50	50	12	12	
TOTALS	RPI 1-25	RPI 26-50	W-L RECORDS	RPI 51-100	RPI 101-150	RPI 150+				
12- 8	0- 1	1- 1	OVERALL	2- 3	0- 1	9- 2				
7- 1	0- 0	0- 0	HOME	2- 1	0- 0	5- 0				
5- 7	0- 1	1- 1	AWAY	0- 2	0- 1	4- 2				
0- 0	0- 0	0- 0	NEUTRAL	0- 0	0- 0	0- 0				
6- 4	0- 1	1- 1	NON-CONFERENCE	1- 0	0- 1	4- 1				
3- 0	0- 0	0- 0	HOME	1- 0	0- 0	2- 0				
3- 4	0- 1	1- 1	AWAY	0- 0	0- 1	2- 1				
0- 0	0- 0	0- 0	NEUTRAL	0- 0	0- 0	0- 0				
6- 4	0- 0	0- 0	CONFERENCE	1- 3	0- 0	5- 1				
4- 1	0- 0	0- 0	HOME	1- 1	0- 0	3- 0				
2- 3	0- 0	0- 0	AWAY	0- 2	0- 0	2- 1				
0- 0	0- 0	0- 0	NEUTRAL	0- 0	0- 0	0- 0				

RPI 1-25				RPI 26-50				RPI 51-100				Team's RPI: 80	RPI 101+			
RPI	S	Opponent	Score	RPI	S	Opponent	Score	RPI	S	Opponent	Score		RPI	S	Opponent	Score
2	A	South Carolina	63 78	35	A	North Carolina St.	69 66	55	H	James Madison	76 81		103	A	Liberty	63 72
				38	A	West Virginia	57 67	75	A	Drexel	31 74		153	H	ETSU	50 38
								77	A	Hofstra	49 59		187	H	Col. of Charleston	52 41
								77	H	Hofstra	61 60		191	H	William & Mary	73 51
								84	H	Charlotte	90 83		192	A	Northeastern	56 54
													218	A	Furman	65 55
													238	H	High Point	80 69
													249	A	American	62 54
													255	A	UNCW	67 60
													255	H	UNCW	70 53
													268	A	Navy	70 73
													290	A	Towson	78 85
LAST 12 Division I GAMES:																
				191	H	William & Mary	73 51					290	A	Towson	78 85	
				77	A	Hofstra	49 59					55	H	James Madison	76 81	
				192	A	Northeastern	56 54					77	H	Hofstra	61 60	
				255	H	UNCW	70 53					255	A	UNCW	67 60	
				187	H	Col. of Charleston	52 41					38	A	West Virginia	57 67	
				75	A	Drexel	31 74					2	A	South Carolina	63 78	

Non-Div I Games: Lenoir-Rhyne 67 29

Elon

Average RPI Win:	305	WON-LOST	WINNING	LAST 10	STRENGTH OF	OPP. STRENGTH	TEAM	ADJ.	CONF.	ADJ CONF.
Average RPI Loss:	171	RECORD	PCT. RANK	GAMES	SCHEDULE	OF SCHEDULE	RPI	RPI	RPI	RPI
DIV. I ONLY	2- 19	341	1- 9	164	273	317	317	21	21	
DIV. I NON-CONF.	1- 10	330	0- 2	75	317	270	270	17	17	
TOTALS	RPI 1-25	RPI 26-50	W-L RECORDS	RPI 51-100	RPI 101-150	RPI 150+				
2- 19	0- 0	0- 0	OVERALL	0- 5	0- 6	2- 8				
1- 7	0- 0	0- 0	HOME	0- 2	0- 2	1- 3				
1- 10	0- 0	0- 0	AWAY	0- 2	0- 4	1- 4				
0- 2	0- 0	0- 0	NEUTRAL	0- 1	0- 0	0- 1				
1- 10	0- 0	0- 0	NON-CONFERENCE	0- 4	0- 2	1- 4				
0- 4	0- 0	0- 0	HOME	0- 2	0- 1	0- 1				
1- 4	0- 0	0- 0	AWAY	0- 1	0- 1	1- 2				
0- 2	0- 0	0- 0	NEUTRAL	0- 1	0- 0	0- 1				
1- 9	0- 0	0- 0	CONFERENCE	0- 1	0- 4	1- 4				
1- 3	0- 0	0- 0	HOME	0- 0	0- 1	1- 2				
0- 6	0- 0	0- 0	AWAY	0- 1	0- 3	0- 2				
0- 0	0- 0	0- 0	NEUTRAL	0- 0	0- 0	0- 0				

RPI S	Opponent	Score	RPI S	Opponent	Score	RPI S	Opponent	Score	RPI S	Opponent	Score	Team's RPI: 317
						58	H Ball St.	53 73	106	A Drake	52 94	
						64	A Nebraska	40 85	120	H IUPUI	62 68	
						65	N Santa Clara	44 62	121	A UNI	51 62	
						92	A Missouri St.	70 77	141	A Xavier	57 65	
						97	H UT Martin	48 75	146	H Loyola Chicago	49 63	
									147	A Southern Ill.	56 74	
									162	N Montana St.	55 81	
									234	A Bowling Green	56 74	
									245	A Miami (OH)	85 91	
									254	H Indiana St.	44 59	
									284	A Wichita St.	50 58	
									292	H Murray St.	54 73	
									304	A Bradley	52 66	
									304	H Bradley	62 46	
									306	A Cleveland St.	72 63	
									309	H Illinois St.	57 64	
LAST 12 Division I GAMES:												
			304	A Bradley	52 66	304	H Bradley	62 46				
			254	H Indiana St.	44 59	146	H Loyola Chicago	49 63				
			309	H Illinois St.	57 64	106	A Drake	52 94				
			284	A Wichita St.	50 58	121	A UNI	51 62				
			92	A Missouri St.	70 77	120	H IUPUI	62 68				
			147	A Southern Ill.	56 74	58	H Ball St.	53 73				

Non-Div I Games:

Evansville

■ Loss,
■ Non-Conf,
■ S Site,
■ H Home
■ A Away
N Neutral

Average RPI Win: 198	WON-LOST	WINNING	LAST 10	STRENGTH OF	OPP. STRENGTH	TEAM	ADJ.	CONF.	ADJ CONF.
Average RPI Loss: 65	RECORD	PCT. RANK	GAMES	SCHEDULE	OF SCHEDULE	RPI	RPI	RPI	RPI
DIV. I ONLY	18- 4	27	10- 0	151	173	67	67	28	28
DIV. I NON-CONF.	11- 4	76	5- 0	71	75	56	56	27	27
TOTALS	RPI 1-25	RPI 26-50	W-L RECORDS	RPI 51-100	RPI 101-150	RPI 150+			
18- 4	0- 0	1- 2	OVERALL	2- 1	4- 1	11- 0			
8- 2	0- 0	0- 0	HOME	1- 1	2- 1	5- 0			
8- 0	0- 0	1- 0	AWAY	0- 0	1- 0	6- 0			
2- 2	0- 0	0- 2	NEUTRAL	1- 0	1- 0	0- 0			
11- 4	0- 0	1- 2	NON-CONFERENCE	2- 1	4- 1	4- 0			
4- 2	0- 0	0- 0	HOME	1- 1	2- 1	1- 0			
5- 0	0- 0	1- 0	AWAY	0- 0	1- 0	3- 0			
2- 2	0- 0	0- 2	NEUTRAL	1- 0	1- 0	0- 0			
7- 0	0- 0	0- 0	CONFERENCE	0- 0	0- 0	7- 0			
4- 0	0- 0	0- 0	HOME	0- 0	0- 0	4- 0			
3- 0	0- 0	0- 0	AWAY	0- 0	0- 0	3- 0			
0- 0	0- 0	0- 0	NEUTRAL	0- 0	0- 0	0- 0			

RPI 1-25				RPI 26-50				RPI 51-100				Team's RPI: 67		RPI 101+			
RPI	S	Opponent	Score	RPI	S	Opponent	Score	RPI	S	Opponent	Score			RPI	S	Opponent	Score
				29	N	Mississippi St.	60 65	53	H	Arkansas St.	48 62			109	A	Akron	82 64
				32	N	Ohio	57 69	61	H	Auburn	52 45			111	H	Quinnipiac	71 70
				37	A	George Washington	64 60	99	N	Arizona	57 55			116	N	Western Mich.	60 42
														139	H	Harvard	74 65
														144	H	Fla. Atlantic	55 62
														163	H	Jacksonville	58 39
														199	H	Stetson	61 48
														215	H	Hartford	64 44
														232	H	USC Upstate	54 43
														235	A	Providence	50 41
														278	A	N.C. A&T	60 36
														286	A	Kennesaw St.	78 47
														303	A	North Florida	65 38
														310	A	FIU	81 53
														335	A	Lipscomb	71 39
														337	H	NJIT	70 37
LAST 12 Division I GAMES:																	
				163	H	Jacksonville	58 39	199	H	Stetson	61 48						
				303	A	North Florida	65 38	215	H	Hartford	64 44						
				286	A	Kennesaw St.	78 47	61	H	Auburn	52 45						
				335	A	Lipscomb	71 39	111	H	Quinnipiac	71 70						
				337	H	NJIT	70 37	116	N	Western Mich.	60 42						
				232	H	USC Upstate	54 43	99	N	Arizona	57 55						

Non-Div I Games: St. Thomas (FL) 86 33

FGCU

■ Loss,
 ■ Non-Conf,
 ■ S Site,
 ■ H Home
 ■ A Away
 N Neutral

Average RPI Win:	270	WON-LOST	WINNING	LAST 10	STRENGTH OF	OPP. STRENGTH	TEAM	ADJ.	CONF.	ADJ CONF.
Average RPI Loss:	148	RECORD	PCT. RANK	GAMES	SCHEDULE	OF SCHEDULE	RPI	RPI	RPI	RPI
DIV. I ONLY	3- 18	330	1- 9	161	162	310	310	11	11	
DIV. I NON-CONF.	2- 9	296	0- 2	272	247	336	336	10	10	
TOTALS	RPI 1-25	RPI 26-50	W-L RECORDS	RPI 51-100	RPI 101-150	RPI 150+				
3- 18	0- 0	0- 2	OVERALL	0- 4	0- 4	3- 8				
3- 9	0- 0	0- 1	HOME	0- 3	0- 2	3- 3				
0- 9	0- 0	0- 0	AWAY	0- 0	0- 0	0- 2				
0- 0	0- 0	0- 0	NEUTRAL	0- 0	0- 0	0- 0				
2- 9	0- 0	0- 1	NON-CONFERENCE	0- 2	0- 1	2- 5				
2- 5	0- 0	0- 0	HOME	0- 2	0- 1	2- 2				
0- 4	0- 0	0- 1	AWAY	0- 0	0- 0	0- 3				
0- 0	0- 0	0- 0	NEUTRAL	0- 0	0- 0	0- 0				
1- 9	0- 0	0- 1	CONFERENCE	0- 2	0- 3	1- 3				
1- 4	0- 0	0- 1	HOME	0- 1	0- 1	1- 1				
0- 5	0- 0	0- 0	AWAY	0- 1	0- 2	0- 2				
0- 0	0- 0	0- 0	NEUTRAL	0- 0	0- 0	0- 0				

RPI S	Opponent	Score	RPI S	Opponent	Score	RPI S	Opponent	Score	RPI S	Opponent	Score	Team's RPI: 310
34	H UTEP	57 69	43	A Miami (FL)	55 83	54	H Western Ky.	69 71	132	H Wake Forest	53 57	
						67	H FGCU	53 81	134	A Southern Miss.	55 82	
						82	H Marquette	83 95	135	H Marshall	58 65	
						84	A Charlotte	74 87	144	A Fla. Atlantic	82 87	
									163	A Jacksonville	44 80	
									164	A Old Dominion	49 84	
									170	A Louisiana Tech	63 82	
									184	H UAB	72 61	
									193	H Rhode Island	50 68	
									231	H UTSA	52 63	
									250	A UCF	72 89	
									284	H Wichita St.	62 76	
									302	H Florida A&M	81 65	
									306	A Cleveland St.	57 64	
									323	H UMass Lowell	71 68	
LAST 12 Division I GAMES:												
184	H UAB	72 61	170	A Louisiana Tech	63 82							
164	A Old Dominion	49 84	135	H Marshall	58 65							
84	A Charlotte	74 87	54	H Western Ky.	69 71							
34	H UTEP	57 69	144	A Fla. Atlantic	82 87							
231	H UTSA	52 63	132	H Wake Forest	53 57							
134	A Southern Miss.	55 82	193	H Rhode Island	50 68							

Non-Div I Games:

FIU

■ Loss,
■ Non-Conf,
■ S Site,
■ H Home
■ A Away
N Neutral

Fairfield

Through Games Of Feb. 5, 2016

Average RPI Win:	257	WON-LOST	WINNING	LAST 10	STRENGTH OF	OPP. STRENGTH	TEAM	ADJ.	CONF.	ADJ CONF.
Average RPI Loss:	159	RECORD	PCT. RANK	GAMES	SCHEDULE	OF SCHEDULE	RPI	RPI	RPI	RPI
DIV. I ONLY	12- 10	153	6- 4	276	253	224	224	23	23	
DIV. I NON-CONF.	5- 4	138	1- 0	149	261	168	168	24	24	
TOTALS	RPI 1-25	RPI 26-50	W-L RECORDS	RPI 51-100	RPI 101-150	RPI 150+				
12- 10	0- 0	0- 2	OVERALL	0- 1	1- 2	11- 5				
7- 6	0- 0	0- 1	HOME	0- 1	1- 2	6- 2				
5- 4	0- 0	0- 1	AWAY	0- 0	0- 0	5- 3				
0- 0	0- 0	0- 0	NEUTRAL	0- 0	0- 0	0- 0				
5- 4	0- 0	0- 2	NON-CONFERENCE	0- 1	1- 0	4- 1				
4- 2	0- 0	0- 1	HOME	0- 1	1- 0	3- 0				
1- 2	0- 0	0- 1	AWAY	0- 0	0- 0	1- 1				
0- 0	0- 0	0- 0	NEUTRAL	0- 0	0- 0	0- 0				
7- 6	0- 0	0- 0	CONFERENCE	0- 0	0- 2	7- 4				
3- 4	0- 0	0- 0	HOME	0- 0	0- 2	3- 2				
4- 2	0- 0	0- 0	AWAY	0- 0	0- 0	4- 2				
0- 0	0- 0	0- 0	NEUTRAL	0- 0	0- 0	0- 0				

RPI 1-25				RPI 26-50				RPI 51-100				RPI 101+				Team's RPI: 224	
RPI	S	Opponent	Score	RPI	S	Opponent	Score	RPI	S	Opponent	Score	RPI	S	Opponent	Score		
				41	A	St. John's (NY)	54 73	77	H	Hofstra	53 67	111	H	Quinnipiac	55 64		
				46	H	Albany (NY)	50 62					119	H	Iona	46 56		
												139	H	Harvard	67 50		
												165	A	Cornell	35 59		
												175	H	Marist	57 72		
												202	A	Canisius	51 50		
												202	H	Canisius	52 48		
												237	A	Manhattan	59 57		
												237	H	Manhattan	55 70		
												259	H	Sacred Heart	61 50		
												263	A	Loyola Maryland	71 45		
												281	H	La Salle	62 59		
												287	A	Niagara	55 56		
												287	H	Niagara	61 43		
												291	A	Monmouth	68 60		
												297	A	Rider	55 39		
												297	H	Rider	63 56		
												331	A	Saint Peter's	46 56		
												332	H	IPFW	74 62		
LAST 12 Division I GAMES:																	
				287	H	Niagara	61 43	297	A	Rider	55 39						
				291	A	Monmouth	68 60	331	A	Saint Peter's	46 56						
				297	H	Rider	63 56	237	H	Manhattan	55 70						
				202	H	Canisius	52 48	287	A	Niagara	55 56						
				111	H	Quinnipiac	55 64	202	A	Canisius	51 50						
				237	A	Manhattan	59 57	139	H	Harvard	67 50						

Non-Div I Games:

Fairfield

■ Loss,
 ■ Non-Conf,
 ■ S Site,
 ■ H Home
 ■ A Away
 N Neutral

Average RPI Win: 292	WON-LOST	WINNING	LAST 10	STRENGTH OF	OPP. STRENGTH	TEAM	ADJ.	CONF.	ADJ CONF.
Average RPI Loss: 200	RECORD	PCT. RANK	GAMES	SCHEDULE	OF SCHEDULE	RPI	RPI	RPI	RPI
DIV. I ONLY	8- 15	253	4- 6	304	334	315	315	31	31
DIV. I NON-CONF.	3- 10	277	0- 2	232	262	310	310	32	32
TOTALS	RPI 1-25	RPI 26-50	W-L RECORDS	RPI 51-100	RPI 101-150	RPI 150+			
8- 15	0- 0	0- 1	OVERALL	0- 0	0- 4	8- 10			
6- 7	0- 0	0- 0	HOME	0- 0	0- 0	6- 7			
1- 6	0- 0	0- 1	AWAY	0- 0	0- 2	1- 3			
1- 2	0- 0	0- 0	NEUTRAL	0- 0	0- 2	1- 0			
3- 10	0- 0	0- 1	NON-CONFERENCE	0- 0	0- 4	3- 5			
2- 5	0- 0	0- 0	HOME	0- 0	0- 0	2- 5			
0- 3	0- 0	0- 1	AWAY	0- 0	0- 2	0- 0			
1- 2	0- 0	0- 0	NEUTRAL	0- 0	0- 2	1- 0			
5- 5	0- 0	0- 0	CONFERENCE	0- 0	0- 0	5- 5			
4- 2	0- 0	0- 0	HOME	0- 0	0- 0	4- 2			
1- 3	0- 0	0- 0	AWAY	0- 0	0- 0	1- 3			
0- 0	0- 0	0- 0	NEUTRAL	0- 0	0- 0	0- 0			

RPI 1-25			RPI 26-50			RPI 51-100			RPI 101+			Team's RPI: 315
RPI	S	Opponent	Score	RPI	S	Opponent	Score	RPI	S	Opponent	Score	
				38	A	West Virginia	42 91					
								101	A	Bucknell	62 72	
								107	N	Yale	58 77	
								116	A	North Carolina	46 64	
								119	N	Iona	54 77	
								161	H	Brown	48 63	
								204	A	Robert Morris	83 68	
								206	H	Bryant	41 70	
								222	H	Siena	65 81	
								223	H	Columbia	83 87	
								227	N	Grand Canyon	74 68	
								237	H	Manhattan	78 85	
								259	A	Sacred Heart	61 72	
								274	A	Saint Francis (PA)	67 87	
								274	H	Saint Francis (PA)	73 72	
								285	H	Central Conn. St.	75 78	
								291	H	Monmouth	81 75	
								323	H	UMass Lowell	67 78	
								324	A	LIU Brooklyn	62 65	
								324	H	LIU Brooklyn	75 58	
								331	H	Saint Peter's	73 52	
								339	H	Mt. St. Mary's	66 53	
								345	H	St. Francis Brooklyn	65 61	
LAST 12 Division I GAMES:												
274	H	Saint Francis (PA)	73 72	285	H	Central Conn. St.	75 78					
324	A	LIU Brooklyn	62 65	259	A	Sacred Heart	61 72					
324	H	LIU Brooklyn	75 58	223	H	Columbia	83 87					
339	H	Mt. St. Mary's	66 53	206	H	Bryant	41 70					
274	A	Saint Francis (PA)	67 87	345	H	St. Francis Brooklyn	65 61					
204	A	Robert Morris	83 68	222	H	Siena	65 81					

Non-Div I Games:

Fairleigh Dickinson

■ Loss,
 ■ Non-Conf,
 ■ S Site,
 ■ H Home
 ■ A Away
 N Neutral

Average RPI Win:	210	WON-LOST	WINNING	LAST 10	STRENGTH OF	OPP. STRENGTH	TEAM	ADJ.	CONF.	ADJ CONF.
Average RPI Loss:	106	RECORD	PCT. RANK	GAMES	SCHEDULE	OF SCHEDULE	RPI	RPI	RPI	RPI
DIV. I ONLY	10- 10	169	3- 7	66	185	144	144	11	11	
DIV. I NON-CONF.	7- 3	91	2- 0	64	296	75	75	10	10	
TOTALS	RPI 1-25	RPI 26-50	W-L RECORDS	RPI 51-100	RPI 101-150	RPI 150+				
10- 10	0- 0	0- 2	OVERALL	1- 4	2- 1	7- 3				
8- 4	0- 0	0- 1	HOME	0- 3	2- 0	6- 0				
1- 6	0- 0	0- 1	AWAY	1- 1	0- 1	0- 3				
1- 0	0- 0	0- 0	NEUTRAL	0- 0	0- 0	1- 0				
7- 3	0- 0	0- 1	NON-CONFERENCE	1- 1	1- 0	5- 1				
5- 1	0- 0	0- 0	HOME	0- 1	1- 0	4- 0				
1- 2	0- 0	0- 1	AWAY	1- 0	0- 0	0- 1				
1- 0	0- 0	0- 0	NEUTRAL	0- 0	0- 0	1- 0				
3- 7	0- 0	0- 1	CONFERENCE	0- 3	1- 1	2- 2				
3- 3	0- 0	0- 1	HOME	0- 2	1- 0	2- 0				
0- 4	0- 0	0- 0	AWAY	0- 1	0- 1	0- 2				
0- 0	0- 0	0- 0	NEUTRAL	0- 0	0- 0	0- 0				

RPI S	Opponent	Score	RPI S	Opponent	Score	RPI S	Opponent	Score	RPI S	Opponent	Score	Team's RPI: 144
34	H UTEP	66 78	47	A Kansas St.	53 102	54	H Western Ky.	62 81	109	H Akron	91 77	
						67	A FGCU	62 55	134	A Southern Miss.	80 89	
						72	H Middle Tenn.	73 83	135	H Marshall	84 73	
						84	A Charlotte	79 85	164	A Old Dominion	45 85	
						86	H South Dakota	53 76	170	A Louisiana Tech	62 65	
									190	H Milwaukee	71 67	
									217	A Montana	69 83	
									231	H UTSA	64 51	
									245	H Miami (OH)	68 65	
									248	N Tennessee St.	69 64	
									258	H Bethune-Cookman	82 60	
									305	H Delaware St.	83 55	
									310	H FIU	87 82	
LAST 12 Division I GAMES:												
72	H Middle Tenn.	73 83	134	A Southern Miss.	80 89							
84	A Charlotte	79 85	54	H Western Ky.	62 81							
164	A Old Dominion	45 85	135	H Marshall	84 73							
231	H UTSA	64 51	310	H FIU	87 82							
34	H UTEP	66 78	245	H Miami (OH)	68 65							
170	A Louisiana Tech	62 65	258	H Bethune-Cookman	82 60							

Non-Div I Games: Keiser 74 52

Fla. Atlantic

Loss, Non-Conf, S Site, H Home A Away N Neutral

Average RPI Win:	135	WON-LOST	WINNING	LAST 10	STRENGTH OF	OPP. STRENGTH	TEAM	ADJ.	CONF.	ADJ CONF.
Average RPI Loss:	39	RECORD	PCT. RANK	GAMES	SCHEDULE	OF SCHEDULE	RPI	RPI	RPI	RPI
DIV. I ONLY	19- 4	20	7- 3	62	27	21	21	2	2	
DIV. I NON-CONF.	12- 1	10	2- 0	154	85	22	22	2	2	
TOTALS	RPI 1-25	RPI 26-50	W-L RECORDS	RPI 51-100	RPI 101-150	RPI 150+				
19- 4	4- 0	1- 3	OVERALL	2- 1	4- 0	8- 0				
11- 2	3- 0	1- 2	HOME	1- 0	2- 0	4- 0				
6- 2	1- 0	0- 1	AWAY	0- 1	2- 0	3- 0				
2- 0	0- 0	0- 0	NEUTRAL	1- 0	0- 0	1- 0				
12- 1	1- 0	1- 0	NON-CONFERENCE	2- 1	0- 0	8- 0				
7- 0	1- 0	1- 0	HOME	1- 0	0- 0	4- 0				
3- 1	0- 0	0- 0	AWAY	0- 1	0- 0	3- 0				
2- 0	0- 0	0- 0	NEUTRAL	1- 0	0- 0	1- 0				
7- 3	3- 0	0- 3	CONFERENCE	0- 0	4- 0	0- 0				
4- 2	2- 0	0- 2	HOME	0- 0	2- 0	0- 0				
3- 1	1- 0	0- 1	AWAY	0- 0	2- 0	0- 0				
0- 0	0- 0	0- 0	NEUTRAL	0- 0	0- 0	0- 0				

RPI	S	Opponent	Score	RPI	S	Opponent	Score	RPI	S	Opponent	Score	RPI	S	Opponent	Score
12	H	Florida St.	82 72	26	H	Georgia	61 71	53	H	Arkansas St.	76 72	115	H	LSU	53 45
13	A	Tennessee	74 66	29	H	Mississippi St.	70 76	58	N	Ball St.	85 79	131	H	Alabama	80 72
17	H	Kentucky	85 79	30	A	Missouri	64 79	70	A	Temple	91 97	133	A	Ole Miss	85 65
18	H	Texas A&M	83 81	35	H	North Carolina St.	79 72					136	A	Arkansas	71 66
												158	A	Wisconsin	91 75
												171	A	Colorado	83 61
												204	H	Robert Morris	79 52
												209	A	South Ala.	72 60
												250	N	UCF	93 79
												274	H	Saint Francis (PA)	122 65
												286	H	Kennesaw St.	84 57
												296	H	Savannah St.	99 34
LAST 12 Division I GAMES:															
18	H	Texas A&M	83 81	26	H	Georgia	61 71								
17	H	Kentucky	85 79	133	A	Ole Miss	85 65								
136	A	Arkansas	71 66	13	A	Tennessee	74 66								
30	A	Missouri	64 79	29	H	Mississippi St.	70 76								
131	H	Alabama	80 72	250	N	UCF	93 79								
115	H	LSU	53 45	35	H	North Carolina St.	79 72								

Non-Div I Games:

Florida

■ Loss,
■ Non-Conf, S Site,
■ Home
■ Away
N Neutral

Average RPI Win:	272	WON-LOST	WINNING	LAST 10	STRENGTH OF	OPP. STRENGTH	TEAM	ADJ.	CONF.	ADJ CONF.
Average RPI Loss:	226	RECORD	PCT. RANK	GAMES	SCHEDULE	OF SCHEDULE	RPI	RPI	RPI	RPI
DIV. I ONLY	9- 10	188	6- 3	348	258	302	302	30	30	
DIV. I NON-CONF.	4- 7	222	2- 2	344	156	314	314	30	30	
TOTALS	RPI 1-25	RPI 26-50	W-L RECORDS	RPI 51-100	RPI 101-150	RPI 150+				
9- 10	0- 1	0- 0	OVERALL	0- 0	0- 2	9- 7				
4- 4	0- 0	0- 0	HOME	0- 0	0- 1	4- 3				
3- 5	0- 1	0- 0	AWAY	0- 0	0- 1	3- 3				
2- 1	0- 0	0- 0	NEUTRAL	0- 0	0- 0	2- 1				
4- 7	0- 1	0- 0	NON-CONFERENCE	0- 0	0- 2	4- 4				
1- 2	0- 0	0- 0	HOME	0- 0	0- 1	1- 1				
1- 4	0- 1	0- 0	AWAY	0- 0	0- 1	1- 2				
2- 1	0- 0	0- 0	NEUTRAL	0- 0	0- 0	2- 1				
5- 3	0- 0	0- 0	CONFERENCE	0- 0	0- 0	5- 3				
3- 2	0- 0	0- 0	HOME	0- 0	0- 0	3- 2				
2- 1	0- 0	0- 0	AWAY	0- 0	0- 0	2- 1				
0- 0	0- 0	0- 0	NEUTRAL	0- 0	0- 0	0- 0				

RPI S	Opponent	Score	RPI S	Opponent	Score	RPI S	Opponent	Score	RPI S	Opponent	Score	Team's RPI: 302
25	A Southern California	45 88							116	A North Carolina	58 94	
									129	H Mercer	50 54	
									155	A Hampton	66 59	
									196	N UC Davis	61 58	
									233	H Coppin St.	79 73	
									243	A Clemson	77 68	
									244	H Morgan St.	62 67	
									250	A UCF	55 93	
									258	A Bethune-Cookman	60 67	
									286	H Kennesaw St.	69 67	
									296	H Savannah St.	59 38	
									299	N Western Caro.	53 69	
									310	A FIU	65 81	
									311	H South Carolina St.	62 68	
									314	H Southeastern La.	57 62	
									340	N New Orleans	71 60	
									348	H N.C. Central	55 45	
									349	A Norfolk St.	83 67	
LAST 12 Division I GAMES:												
348	H N.C. Central	55 45	129	H Mercer	50 54							
258	A Bethune-Cookman	60 67	296	H Savannah St.	59 38							
233	H Coppin St.	79 73	243	A Clemson	77 68							
244	H Morgan St.	62 67	196	N UC Davis	61 58							
155	A Hampton	66 59	25	A Southern California	45 88							
349	A Norfolk St.	83 67	311	H South Carolina St.	62 68							

Non-Div I Games: Clark Atlanta 98 88 Fla. Memorial 66 62

Florida A&M

Loss, Non-Conf, S Site, H Home A Away N Neutral

Average RPI Win: 153		WON-LOST	WINNING	LAST 10	STRENGTH OF		OPP. STRENGTH	TEAM	ADJ.	CONF.	ADJ CONF.
Average RPI Loss: 12		RECORD	PCT. RANK	GAMES	SCHEDULE		OF SCHEDULE	RPI	RPI	RPI	RPI
DIV. I ONLY		18- 4	27	9- 1	41		81	12	12	5	5
DIV. I NON-CONF.		10- 3	61	2- 1	39		131	28	28	5	5
TOTALS		RPI 1-25	RPI 26-50		W-L RECORDS		RPI 51-100	RPI 101-150		RPI 150+	
18- 4		0- 4	2- 0		OVERALL		6- 0	3- 0		7- 0	
12- 0		0- 0	1- 0		HOME		6- 0	1- 0		4- 0	
5- 3		0- 3	1- 0		AWAY		0- 0	2- 0		2- 0	
1- 1		0- 1	0- 0		NEUTRAL		0- 0	0- 0		1- 0	
10- 3		0- 3	1- 0		NON-CONFERENCE		2- 0	1- 0		6- 0	
8- 0		0- 0	1- 0		HOME		2- 0	1- 0		4- 0	
1- 2		0- 2	0- 0		AWAY		0- 0	0- 0		1- 0	
1- 1		0- 1	0- 0		NEUTRAL		0- 0	0- 0		1- 0	
8- 1		0- 1	1- 0		CONFERENCE		4- 0	2- 0		1- 0	
4- 0		0- 0	0- 0		HOME		4- 0	0- 0		0- 0	
4- 1		0- 1	1- 0		AWAY		0- 0	2- 0		1- 0	
0- 0		0- 0	0- 0		NEUTRAL		0- 0	0- 0		0- 0	

RPI S	Opponent	Score	RPI S	Opponent	Score	RPI S	Opponent	Score	RPI S	Opponent	Score
4 N	UConn	49 73	43 A	Miami (FL)	69 58	70 H	Temple	75 47	129 H	Mercer	79 36
10 A	Arizona St.	56 68	48 H	Rutgers	65 43	79 H	Georgia Tech	75 69	132 A	Wake Forest	96 55
14 A	Louisville	69 79				81 H	Tulane	78 72	145 A	Pittsburgh	66 55
21 A	Florida	72 82				87 H	Virginia	70 48	163 H	Jacksonville	77 60
						90 H	Boston College	75 42	184 H	UAB	84 44
						98 H	Virginia Tech	68 50	242 N	Sam Houston St.	94 37
									243 A	Clemson	85 40
									292 H	Murray St.	101 59
									303 H	North Florida	80 28
									324 A	LIU Brooklyn	78 42
LAST 12 Division I GAMES:											
98 H	Virginia Tech	68 50	79 H	Georgia Tech	75 69						
132 A	Wake Forest	96 55	90 H	Boston College	75 42						
43 A	Miami (FL)	69 58	14 A	Louisville	69 79						
87 H	Virginia	70 48	163 H	Jacksonville	77 60						
145 A	Pittsburgh	66 55	10 A	Arizona St.	56 68						
243 A	Clemson	85 40	292 H	Murray St.	101 59						

Non-Div I Games:

Florida St.

■ Loss,
 ■ Non-Conf, S Site,
 ■ Home
 ■ Away
 N Neutral

Average RPI Win: 216	WON-LOST	WINNING	LAST 10	STRENGTH OF	OPP. STRENGTH	TEAM	ADJ.	CONF.	ADJ CONF.
Average RPI Loss: 83	RECORD	PCT. RANK	GAMES	SCHEDULE	OF SCHEDULE	RPI	RPI	RPI	RPI
DIV. I ONLY	10- 12	192	5- 5	76	111	157	157	7	7
DIV. I NON-CONF.	5- 8	209	2- 1	166	161	223	223	8	8
TOTALS	RPI 1-25	RPI 26-50	W-L RECORDS	RPI 51-100	RPI 101-150	RPI 150+			
10- 12	0- 2	1- 2	OVERALL	1- 4	0- 2	8- 2			
9- 3	0- 0	1- 0	HOME	1- 2	0- 0	7- 1			
1- 7	0- 1	0- 1	AWAY	0- 1	0- 0	1- 0			
0- 2	0- 0	0- 1	NEUTRAL	0- 0	0- 1	0- 0			
5- 8	0- 1	0- 1	NON-CONFERENCE	0- 3	0- 2	5- 1			
4- 3	0- 0	0- 0	HOME	0- 2	0- 0	4- 1			
1- 3	0- 1	0- 0	AWAY	0- 1	0- 1	1- 0			
0- 2	0- 0	0- 1	NEUTRAL	0- 0	0- 1	0- 0			
5- 4	0- 1	1- 1	CONFERENCE	1- 1	0- 0	3- 1			
5- 0	0- 0	1- 0	HOME	1- 0	0- 0	3- 0			
0- 4	0- 1	0- 1	AWAY	0- 1	0- 0	0- 1			
0- 0	0- 0	0- 0	NEUTRAL	0- 0	0- 0	0- 0			

RPI 1-25				RPI 26-50				RPI 51-100				RPI 101+ Team's RPI: 157			
RPI	S	Opponent	Score	RPI	S	Opponent	Score	RPI	S	Opponent	Score	RPI	S	Opponent	Score
19	A	Seton Hall	54 66	28	N	Syracuse	54 76	51	A	Princeton	44 55	127	N	Texas Tech	48 62
24	A	Duquesne	40 55	33	A	St. Bonaventure	41 55	52	H	Vanderbilt	40 53	137	A	Penn St.	59 75
				37	H	George Washington	76 69	70	H	Temple	44 57	169	A	Davidson	51 69
								88	H	Saint Joseph's	47 40	169	H	Davidson	51 40
								95	A	VCU	51 61	185	H	George Mason	66 54
												189	H	Delaware	48 55
												193	H	Rhode Island	50 42
												237	A	Manhattan	60 49
												285	H	Central Conn. St.	63 48
												305	H	Delaware St.	74 58
												330	H	Lafayette	61 49
												333	H	A&M-Corpus Christi	67 49
LAST 12 Division I GAMES:															
				37	H	George Washington	76 69	24	A	Duquesne	40 55				
				193	H	Rhode Island	50 42	33	A	St. Bonaventure	41 55				
				95	A	VCU	51 61	169	H	Davidson	51 40				
				169	A	Davidson	51 69	52	H	Vanderbilt	40 53				
				88	H	Saint Joseph's	47 40	333	H	A&M-Corpus Christi	67 49				
				185	H	George Mason	66 54	285	H	Central Conn. St.	63 48				

Non-Div I Games:

Fordham

■ Loss,
 ■ Non-Conf,
 ■ S Site,
 ■ H Home
 ■ A Away
 N Neutral

Average RPI Win:	230	WON-LOST	WINNING	LAST 10	STRENGTH OF	OPP. STRENGTH	TEAM	ADJ.	CONF.	ADJ CONF.
Average RPI Loss:	91	RECORD	PCT. RANK	GAMES	SCHEDULE	OF SCHEDULE	RPI	RPI	RPI	RPI
DIV. I ONLY	10- 8	140	8- 2	148	129	138	138	20	20	
DIV. I NON-CONF.	2- 7	280	0- 2	19	47	180	180	21	21	
TOTALS	RPI 1-25	RPI 26-50	W-L RECORDS	RPI 51-100	RPI 101-150	RPI 150+				
10- 8	0- 0	0- 3	OVERALL	0- 3	1- 0	9- 2				
5- 4	0- 0	0- 2	HOME	0- 1	1- 0	4- 1				
4- 4	0- 0	0- 1	AWAY	0- 2	0- 0	4- 1				
1- 0	0- 0	0- 0	NEUTRAL	0- 0	0- 0	1- 0				
2- 7	0- 0	0- 3	NON-CONFERENCE	0- 3	0- 0	2- 1				
1- 3	0- 0	0- 2	HOME	0- 1	0- 0	1- 0				
0- 4	0- 0	0- 1	AWAY	0- 2	0- 0	0- 1				
1- 0	0- 0	0- 0	NEUTRAL	0- 0	0- 0	1- 0				
8- 1	0- 0	0- 0	CONFERENCE	0- 0	1- 0	7- 1				
4- 1	0- 0	0- 0	HOME	0- 0	1- 0	3- 1				
4- 0	0- 0	0- 0	AWAY	0- 0	0- 0	4- 0				
0- 0	0- 0	0- 0	NEUTRAL	0- 0	0- 0	0- 0				

RPI S	Opponent	Score	RPI S	Opponent	Score	RPI S	Opponent	Score	RPI S	Opponent	Score	Team's RPI: 138
27	H Washington	79 89	66	A UC Riverside	68 86	113	H Boise St.	62 57				
37	H George Washington	53 61	68	H San Diego	68 72	167	A New Mexico	69 65				
44	A St. Mary's (CA)	81 83	74	A Utah	63 78	167	H UNLV	58 54				
						192	N Northeastern	69 55				
						195	A Cal Poly	60 64				
						219	A San Jose St.	59 54				
						219	H San Jose St.	64 66				
						246	A Wyoming	49 42				
						257	H CSU Bakersfield	57 52				
						276	H San Diego St.	54 49				
						319	A Nevada	67 59				
						343	H Air Force	70 46				
LAST 12 Division I GAMES:												
219	H San Jose St.	64 66	319	A Nevada	67 59							
246	A Wyoming	49 42	167	A New Mexico	69 65							
343	H Air Force	70 46	167	H UNLV	58 54							
276	H San Diego St.	54 49	74	A Utah	63 78							
219	A San Jose St.	59 54	68	H San Diego	68 72							
113	H Boise St.	62 57	195	A Cal Poly	60 64							

Non-Div I Games: Fresno Pacific 78 33 Stanislaus St. 72 49

Fresno St.

■ Loss,
■ Non-Conf,
■ S Site,
■ Home
■ A Away
N Neutral

Average RPI Win:	262	WON-LOST	WINNING	LAST 10	STRENGTH OF	OPP. STRENGTH	TEAM	ADJ.	CONF.	ADJ CONF.
Average RPI Loss:	130	RECORD	PCT. RANK	GAMES	SCHEDULE	OF SCHEDULE	RPI	RPI	RPI	RPI
DIV. I ONLY	9- 12	210	4- 5	211	215	218	218	17	17	
DIV. I NON-CONF.	5- 8	209	0- 3	250	270	234	234	16	16	
TOTALS	RPI 1-25	RPI 26-50	W-L RECORDS	RPI 51-100	RPI 101-150	RPI 150+				
9- 12	0- 0	0- 1	OVERALL	0- 5	0- 3	9- 3				
4- 5	0- 0	0- 0	HOME	0- 2	0- 2	4- 1				
5- 7	0- 0	0- 0	AWAY	0- 1	0- 1	5- 0				
0- 0	0- 0	0- 0	NEUTRAL	0- 0	0- 0	0- 0				
5- 8	0- 0	0- 1	NON-CONFERENCE	0- 3	0- 1	5- 3				
3- 2	0- 0	0- 0	HOME	0- 1	0- 0	3- 1				
2- 6	0- 0	0- 1	AWAY	0- 2	0- 1	2- 2				
0- 0	0- 0	0- 0	NEUTRAL	0- 0	0- 0	0- 0				
4- 4	0- 0	0- 0	CONFERENCE	0- 2	0- 2	4- 0				
1- 3	0- 0	0- 0	HOME	0- 1	0- 2	1- 0				
3- 1	0- 0	0- 0	AWAY	0- 1	0- 0	3- 0				
0- 0	0- 0	0- 0	NEUTRAL	0- 0	0- 0	0- 0				

RPI S	Opponent	Score	RPI S	Opponent	Score	RPI S	Opponent	Score	RPI S	Opponent	Score	Team's RPI: 218
26	A Georgia	39 77	57	A Chattanooga	46 61	122	H Samford	45 58				
			57	H Chattanooga	50 56	129	H Mercer	50 61				
			80	H Elon	55 65	140	A UNC Asheville	71 84				
			95	A VCU	45 67	153	H ETSU	81 77				
			98	A Virginia Tech	30 59	169	H Davidson	51 69				
						208	A Richmond	69 62				
						232	A USC Upstate	75 63				
						240	A Appalachian St.	78 92				
						243	H Clemson	70 49				
						288	A UNCG	75 59				
						299	A Western Caro.	83 76				
						311	H South Carolina St.	59 46				
						312	A Wofford	70 61				
						313	H Winthrop	71 52				
						348	A N.C. Central	61 66				
LAST 12 Division I GAMES:												
57	A Chattanooga	46 61	57	H Chattanooga	50 56							
129	H Mercer	50 61	153	H ETSU	81 77							
122	H Samford	45 58	348	A N.C. Central	61 66							
288	A UNCG	75 59	98	A Virginia Tech	30 59							
299	A Western Caro.	83 76	240	A Appalachian St.	78 92							
312	A Wofford	70 61	140	A UNC Asheville	71 84							

Non-Div I Games: Converse 89 52 North Greenville 69 39

Furman

Ga. Southern

Through Games Of Feb. 5, 2016

Average RPI Win:	262	WON-LOST	WINNING	LAST 10	STRENGTH OF	OPP. STRENGTH	TEAM	ADJ.	CONF.	ADJ CONF.
Average RPI Loss:	176	RECORD	PCT. RANK	GAMES	SCHEDULE	OF SCHEDULE	RPI	RPI	RPI	RPI
DIV. I ONLY	6- 14	273	3- 7	245	279	279	279	16	16	
DIV. I NON-CONF.	3- 6	234	0- 1	257	345	280	280	14	14	
TOTALS	RPI 1-25	RPI 26-50	W-L RECORDS	RPI 51-100	RPI 101-150	RPI 150+				
6- 14	0- 0	0- 1	OVERALL	0- 1	0- 2	6- 10				
3- 6	0- 0	0- 0	HOME	0- 0	0- 1	3- 5				
3- 7	0- 0	0- 1	AWAY	0- 1	0- 1	3- 4				
0- 1	0- 0	0- 0	NEUTRAL	0- 0	0- 0	0- 1				
3- 6	0- 0	0- 1	NON-CONFERENCE	0- 0	0- 1	3- 4				
2- 2	0- 0	0- 0	HOME	0- 0	0- 0	2- 2				
1- 3	0- 0	0- 1	AWAY	0- 0	0- 1	1- 1				
0- 1	0- 0	0- 0	NEUTRAL	0- 0	0- 0	0- 1				
3- 8	0- 0	0- 0	CONFERENCE	0- 1	0- 1	3- 6				
1- 4	0- 0	0- 0	HOME	0- 0	0- 1	1- 3				
2- 4	0- 0	0- 0	AWAY	0- 1	0- 0	2- 3				
0- 0	0- 0	0- 0	NEUTRAL	0- 0	0- 0	0- 0				

RPI S	Opponent	Score	RPI S	Opponent	Score	RPI S	Opponent	Score	RPI S	Opponent	Score	Team's RPI: 279
26	A Georgia	28 75	53	A Arkansas St.	54 77	128	H La.-Lafayette	39 56	129	A Mercer	50 62	
						159	A Texas-Arlington	31 70	159	H Texas-Arlington	41 53	
						166	A Texas St.	56 61	172	A Little Rock	36 69	
						199	A Stetson	57 79	204	H Robert Morris	49 64	
						205	H Troy	66 81	209	H South Ala.	57 43	
						240	A Appalachian St.	65 50	251	A Georgia St.	61 50	
						258	N Bethune-Cookman	49 65	270	H La.-Monroe	49 50	
						280	H Jacksonville St.	60 56	295	H Charleston So.	64 51	
						296	A Savannah St.	64 48	335	H Lipscomb	55 66	
LAST 12 Division I GAMES:												
159	H Texas-Arlington	41 53	128	H La.-Lafayette	39 56							
53	A Arkansas St.	54 77	205	H Troy	66 81							
172	A Little Rock	36 69	209	H South Ala.	57 43							
240	A Appalachian St.	65 50	159	A Texas-Arlington	31 70							
251	A Georgia St.	61 50	166	A Texas St.	56 61							
270	H La.-Monroe	49 50	258	N Bethune-Cookman	49 65							

Non-Div I Games:

Ga. Southern

■ Loss,
 ■ Non-Conf,
 ■ S Site,
 ■ H Home
 ■ A Away
 N Neutral

Average RPI Win:	239	WON-LOST	WINNING	LAST 10	STRENGTH OF	OPP. STRENGTH	TEAM	ADJ.	CONF.	ADJ CONF.
Average RPI Loss:	179	RECORD	PCT. RANK	GAMES	SCHEDULE	OF SCHEDULE	RPI	RPI	RPI	RPI
DIV. I ONLY	12- 8	115	7- 3	303	235	216	216	26	26	
DIV. I NON-CONF.	4- 4	160	0- 1	307	87	261	261	28	28	
TOTALS	RPI 1-25	RPI 26-50	W-L RECORDS	RPI 51-100	RPI 101-150	RPI 150+				
12- 8	0- 0	0- 0	OVERALL	0- 1	3- 4	9- 3				
9- 2	0- 0	0- 0	HOME	0- 0	1- 1	8- 1				
3- 3	0- 0	0- 0	AWAY	0- 0	2- 1	1- 2				
0- 3	0- 0	0- 0	NEUTRAL	0- 1	0- 2	0- 0				
4- 4	0- 0	0- 0	NON-CONFERENCE	0- 1	1- 3	3- 0				
3- 1	0- 0	0- 0	HOME	0- 0	0- 1	3- 0				
1- 0	0- 0	0- 0	AWAY	0- 0	1- 0	0- 0				
0- 3	0- 0	0- 0	NEUTRAL	0- 1	0- 2	0- 0				
8- 4	0- 0	0- 0	CONFERENCE	0- 0	2- 1	6- 3				
6- 1	0- 0	0- 0	HOME	0- 0	1- 0	5- 1				
2- 3	0- 0	0- 0	AWAY	0- 0	1- 1	1- 2				
0- 0	0- 0	0- 0	NEUTRAL	0- 0	0- 0	0- 0				

RPI 1-25			RPI 26-50			RPI 51-100			RPI 101+ Team's RPI: 216		
RPI	S	Opponent	Score	RPI	S	Opponent	Score	RPI	S	Opponent	Score
								99	N	Arizona	60 79
								103	A	Liberty	51 73
								103	H	Liberty	61 57
								116	A	North Carolina	66 65
								116	N	Western Mich.	44 71
								140	A	UNC Asheville	58 56
								142	H	Pacific	77 84
								150	N	SMU	61 69
								203	A	Presbyterian	53 60
								229	H	Radford	54 50
								238	H	High Point	82 70
								282	A	Campbell	70 35
								282	H	Campbell	68 56
								286	H	Kennesaw St.	70 56
								288	H	UNCG	59 57
								295	H	Charleston So.	63 55
								301	H	Longwood	67 42
								308	H	Coastal Caro.	56 59
								312	H	Wofford	64 61
								313	A	Winthrop	62 81
LAST 12 Division I GAMES:											
282	H	Campbell	68 56	295	H	Charleston So.	63 55				
203	A	Presbyterian	53 60	238	H	High Point	82 70				
103	A	Liberty	51 73	282	A	Campbell	70 35				
229	H	Radford	54 50	308	H	Coastal Caro.	56 59				
301	H	Longwood	67 42	99	N	Arizona	60 79				
140	A	UNC Asheville	58 56	150	N	SMU	61 69				

Non-Div I Games: Montreat 84 49 Bluefield Col. 64 51

Gardner-Webb

Loss, Non-Conf, S Site, H Home A Away N Neutral

George Mason

Through Games Of Feb. 5, 2016

Average RPI Win:	218	WON-LOST	WINNING	LAST 10	STRENGTH OF	OPP. STRENGTH	TEAM	ADJ.	CONF.	ADJ CONF.
Average RPI Loss:	99	RECORD	PCT. RANK	GAMES	SCHEDULE	OF SCHEDULE	RPI	RPI	RPI	RPI
DIV. I ONLY	9- 14	234	4- 6	105	122	185	185	7	7	
DIV. I NON-CONF.	5- 8	209	0- 2	228	143	226	226	8	8	
TOTALS	RPI 1-25	RPI 26-50	W-L RECORDS	RPI 51-100	RPI 101-150	RPI 150+				
9- 14	0- 1	0- 2	OVERALL	2- 7	0- 0	7- 4				
6- 3	0- 1	0- 0	HOME	1- 2	0- 0	5- 0				
1- 10	0- 0	0- 2	AWAY	1- 4	0- 0	0- 4				
2- 1	0- 0	0- 0	NEUTRAL	0- 1	0- 0	2- 0				
5- 8	0- 0	0- 0	NON-CONFERENCE	0- 6	0- 0	5- 2				
3- 1	0- 0	0- 0	HOME	0- 1	0- 0	3- 0				
0- 6	0- 0	0- 0	AWAY	0- 4	0- 0	0- 2				
2- 1	0- 0	0- 0	NEUTRAL	0- 1	0- 0	2- 0				
4- 6	0- 1	0- 2	CONFERENCE	2- 1	0- 0	2- 2				
3- 2	0- 1	0- 0	HOME	1- 1	0- 0	2- 0				
1- 4	0- 0	0- 2	AWAY	1- 0	0- 0	0- 2				
0- 0	0- 0	0- 0	NEUTRAL	0- 0	0- 0	0- 0				

RPI 1-25				RPI 26-50				RPI 51-100				RPI 101+ Team's RPI: 185			
RPI	S	Opponent	Score	RPI	S	Opponent	Score	RPI	S	Opponent	Score	RPI	S	Opponent	Score
24	H	Duquesne	56 72	33	A	St. Bonaventure	55 70	54	N	Western Ky.	58 84	157	A	Fordham	54 66
				37	A	George Washington	68 82	61	A	Auburn	59 88	167	A	UNLV	59 67
								74	A	Utah	62 74	169	A	Davidson	63 68
								85	A	Saint Louis	73 63	188	N	Tulsa	64 63
								85	H	Saint Louis	50 61	189	H	Delaware	90 83
								95	H	VCU	70 54	226	H	Massachusetts	64 59
								96	H	Georgetown	57 63	229	A	Radford	63 66
								98	A	Virginia Tech	63 80	265	N	Pepperdine	71 63
								99	A	Arizona	60 68	281	H	La Salle	79 70
												290	H	Towson	88 76
												343	H	Air Force	69 52
LAST 12 Division I GAMES:															
169	A	Davidson	63 68	157	A	Fordham	54 66								
226	H	Massachusetts	64 59	281	H	La Salle	79 70								
85	H	Saint Louis	50 61	24	H	Duquesne	56 72								
37	A	George Washington	68 82	85	A	Saint Louis	73 63								
95	H	VCU	70 54	99	A	Arizona	60 68								
33	A	St. Bonaventure	55 70	61	A	Auburn	59 88								

Non-Div I Games:

George Mason

■ Loss,
 ■ Non-Conf,
 ■ S Site,
 ■ H Home
 ■ A Away
 N Neutral

Average RPI Win:	151	WON-LOST	WINNING	LAST 10	STRENGTH OF	OPP. STRENGTH	TEAM	ADJ.	CONF.	ADJ CONF.
Average RPI Loss:	83	RECORD	PCT. RANK	GAMES	SCHEDULE	OF SCHEDULE	RPI	RPI	RPI	RPI
DIV. I ONLY	19- 4	20	9- 1	104	64	37	37	7	7	
DIV. I NON-CONF.	10- 3	61	2- 0	98	46	46	46	8	8	
TOTALS	RPI 1-25	RPI 26-50	W-L RECORDS	RPI 51-100	RPI 101-150	RPI 150+				
19- 4	1- 1	2- 0	OVERALL	3- 1	3- 1	10- 1				
10- 1	0- 0	0- 0	HOME	2- 1	1- 0	7- 0				
7- 2	1- 1	1- 0	AWAY	1- 0	2- 0	2- 1				
2- 1	0- 0	1- 0	NEUTRAL	0- 0	0- 1	1- 0				
10- 3	0- 1	1- 0	NON-CONFERENCE	1- 1	3- 1	5- 0				
5- 1	0- 0	0- 0	HOME	1- 1	1- 0	3- 0				
3- 1	0- 1	0- 0	AWAY	0- 0	2- 0	1- 0				
2- 1	0- 0	1- 0	NEUTRAL	0- 0	0- 1	1- 0				
9- 1	1- 0	1- 0	CONFERENCE	2- 0	0- 0	5- 1				
5- 0	0- 0	0- 0	HOME	1- 0	0- 0	4- 0				
4- 1	1- 0	1- 0	AWAY	1- 0	0- 0	1- 1				
0- 0	0- 0	0- 0	NEUTRAL	0- 0	0- 0	0- 0				

RPI 1-25				RPI 26-50				Team's RPI: 37	RPI 51-100				RPI 101+			
RPI	S	Opponent	Score	RPI	S	Opponent	Score		RPI	S	Opponent	Score	RPI	S	Opponent	Score
5	A	Stanford	63 84	45	N	Iowa	81 77		62	H	Villanova	78 70	104	N	Wright St.	71 77
24	A	Duquesne	70 52	50	A	Dayton	62 61		67	H	FGCU	60 64	119	H	Iona	70 65
									85	H	Saint Louis	89 80	125	A	Memphis	68 62
									88	A	Saint Joseph's	70 45	138	A	Fresno St.	61 53
													152	A	Illinois	70 57
													157	A	Fordham	69 76
													169	A	Davidson	79 60
													185	H	George Mason	82 68
													193	H	Rhode Island	68 52
													215	H	Hartford	82 51
													220	H	Grambling	85 58
													226	H	Massachusetts	67 50
													241	N	Houston	82 78
													249	H	American	78 48
													281	H	La Salle	83 59
LAST 12 Division I GAMES:																
157	A	Fordham	69 76	281	H	La Salle	83 59		50	A	Dayton	62 61				
85	H	Saint Louis	89 80	193	H	Rhode Island	68 52		88	A	Saint Joseph's	70 45				
169	A	Davidson	79 60	215	H	Hartford	82 51		215	H	Hartford	82 51				
185	H	George Mason	82 68	152	A	Illinois	70 57									
226	H	Massachusetts	67 50													
24	A	Duquesne	70 52													

Non-Div I Games:

George Washington

■ Loss,
■ Non-Conf,
■ S Site,
■ H Home
■ A Away
N Neutral

Average RPI Win:	181	WON-LOST	WINNING	LAST 10	STRENGTH OF	OPP. STRENGTH	TEAM	ADJ.	CONF.	ADJ CONF.
Average RPI Loss:	87	RECORD	PCT. RANK	GAMES	SCHEDULE	OF SCHEDULE	RPI	RPI	RPI	RPI
DIV. I ONLY	13- 9	122	4- 0	142	84	96	96	6	6	
DIV. I NON-CONF.	7- 3	91	1- 0	183	263	86	86	6	6	
TOTALS	RPI 1-25	RPI 26-50	W-L RECORDS	RPI 51-100	RPI 101-150	RPI 150+				
13- 9	0- 2	0- 2	OVERALL	3- 1	3- 3	7- 1				
6- 2	0- 1	0- 1	HOME	2- 0	1- 0	3- 0				
5- 7	0- 1	0- 1	AWAY	1- 1	1- 3	3- 1				
2- 0	0- 0	0- 0	NEUTRAL	0- 0	1- 0	1- 0				
7- 3	0- 0	0- 1	NON-CONFERENCE	1- 0	1- 2	5- 0				
3- 0	0- 0	0- 0	HOME	1- 0	0- 0	2- 0				
2- 3	0- 0	0- 1	AWAY	0- 0	0- 2	2- 0				
2- 0	0- 0	0- 0	NEUTRAL	0- 0	1- 0	1- 0				
6- 6	0- 2	0- 1	CONFERENCE	2- 1	2- 1	2- 1				
3- 2	0- 1	0- 1	HOME	1- 0	1- 0	1- 0				
3- 4	0- 1	0- 0	AWAY	1- 1	1- 1	1- 1				
0- 0	0- 0	0- 0	NEUTRAL	0- 0	0- 0	0- 0				

RPI 1-25				RPI 26-50				RPI 51-100				Team's RPI: 96	RPI 101+			
RPI	S	Opponent	Score	RPI	S	Opponent	Score	RPI	S	Opponent	Score		RPI	S	Opponent	Score
19	H	Seton Hall	75 83	33	A	St. Bonaventure	54 69	62	A	Villanova	57 51		111	N	Quinnipiac	80 68
22	A	DePaul	53 75	41	H	St. John's (NY)	60 65	82	A	Marquette	72 87		112	A	Creighton	57 44
								82	H	Marquette	75 72		112	H	Creighton	69 57
								98	H	Virginia Tech	73 56		125	A	Memphis	53 57
													131	A	Alabama	66 78
													141	A	Xavier	54 59
													185	A	George Mason	63 57
													186	A	Butler	76 82
													189	H	Delaware	61 50
													235	A	Providence	82 51
													235	H	Providence	63 53
													290	H	Towson	82 46
													293	A	UMES	71 60
													345	N	St. Francis Brooklyn	74 52
LAST 12 Division I GAMES:																
345	N	St. Francis Brooklyn	74 52	41	H	St. John's (NY)	60 65	82	A	Marquette	72 87					
82	H	Marquette	75 72	22	A	DePaul	53 75	235	H	Providence	63 53					
112	A	Creighton	57 44	112	H	Creighton	69 57	186	A	Butler	76 82					
235	A	Providence	82 51													
62	A	Villanova	57 51													
19	H	Seton Hall	75 83													

Non-Div I Games:

Georgetown

Average RPI Win:	135	WON-LOST	WINNING	LAST 10	STRENGTH OF	OPP. STRENGTH	TEAM	ADJ.	CONF.	ADJ CONF.
Average RPI Loss:	55	RECORD	PCT. RANK	GAMES	SCHEDULE	OF SCHEDULE	RPI	RPI	RPI	RPI
DIV. I ONLY	17- 6	49	4- 0	18	71	26	26	2	2	
DIV. I NON-CONF.	12- 1	10	1- 0	94	173	13	13	2	2	
TOTALS	RPI 1-25	RPI 26-50	W-L RECORDS	RPI 51-100	RPI 101-150	RPI 150+				
17- 6	3- 3	2- 1	OVERALL	3- 0	2- 2	7- 0				
11- 3	1- 1	1- 1	HOME	2- 0	1- 1	6- 0				
5- 3	1- 2	1- 0	AWAY	1- 0	1- 1	1- 0				
1- 0	1- 0	0- 0	NEUTRAL	0- 0	0- 0	0- 0				
12- 1	2- 1	0- 0	NON-CONFERENCE	1- 0	2- 0	7- 0				
9- 0	1- 0	0- 0	HOME	1- 0	1- 0	6- 0				
2- 1	0- 1	0- 0	AWAY	0- 0	1- 0	1- 0				
1- 0	1- 0	0- 0	NEUTRAL	0- 0	0- 0	0- 0				
5- 5	1- 2	2- 1	CONFERENCE	2- 0	0- 2	0- 0				
2- 3	0- 1	1- 1	HOME	1- 0	0- 1	0- 0				
3- 2	1- 1	1- 0	AWAY	1- 0	0- 1	0- 0				
0- 0	0- 0	0- 0	NEUTRAL	0- 0	0- 0	0- 0				

RPI 1-25				RPI 26-50				Team's RPI: 26				RPI 51-100				RPI 101+			
RPI	S	Opponent	Score	RPI	S	Opponent	Score	RPI	S	Opponent	Score	RPI	S	Opponent	Score	RPI	S	Opponent	Score
16	A	Michigan St.	45 66	29	H	Mississippi St.	47 43	52	A	Vanderbilt	64 58	104	A	Wright St.	63 57				
17	H	Kentucky	53 64	30	A	Missouri	65 50	61	H	Auburn	63 30	115	H	LSU	46 53				
18	A	Texas A&M	62 73	30	H	Missouri	48 54	79	H	Georgia Tech	78 66	129	H	Mercer	57 44				
19	H	Seton Hall	70 52									131	A	Alabama	50 64				
20	N	BYU	66 58									199	H	Stetson	76 55				
21	A	Florida	71 61									207	H	Cincinnati	60 42				
												218	H	Furman	77 39				
												277	H	Tennessee Tech	81 48				
												279	H	Ga. Southern	75 28				
												283	A	CSUN	83 58				
												286	H	Kennesaw St.	89 34				
LAST 12 Division I GAMES:																			
283	A	CSUN	83 58	131	A	Alabama	50 64												
30	A	Missouri	65 50	21	A	Florida	71 61												
52	A	Vanderbilt	64 58	17	H	Kentucky	53 64												
61	H	Auburn	63 30	30	H	Missouri	48 54												
115	H	LSU	46 53	18	A	Texas A&M	62 73												
29	H	Mississippi St.	47 43	277	H	Tennessee Tech	81 48												

Non-Div I Games:

Georgia

■ Loss,
 ■ Non-Conf, S Site,
 ■ Home
 ■ Away
 N Neutral

Average RPI Win:	245	WON-LOST	WINNING	LAST 10	STRENGTH OF	OPP. STRENGTH	TEAM	ADJ.	CONF.	ADJ CONF.
Average RPI Loss:	181	RECORD	PCT. RANK	GAMES	SCHEDULE	OF SCHEDULE	RPI	RPI	RPI	RPI
DIV. I ONLY	9- 11	194	3- 7	285	247	251	251	16	16	
DIV. I NON-CONF.	5- 4	138	1- 0	310	330	233	233	14	14	
TOTALS	RPI 1-25	RPI 26-50	W-L RECORDS	RPI 51-100	RPI 101-150	RPI 150+				
9- 11	0- 0	0- 0	OVERALL	0- 2	0- 2	9- 7				
4- 6	0- 0	0- 0	HOME	0- 1	0- 1	4- 4				
4- 5	0- 0	0- 0	AWAY	0- 1	0- 1	4- 3				
1- 0	0- 0	0- 0	NEUTRAL	0- 0	0- 0	1- 0				
5- 4	0- 0	0- 0	NON-CONFERENCE	0- 1	0- 1	5- 2				
2- 2	0- 0	0- 0	HOME	0- 1	0- 0	2- 1				
2- 2	0- 0	0- 0	AWAY	0- 0	0- 1	2- 1				
1- 0	0- 0	0- 0	NEUTRAL	0- 0	0- 0	1- 0				
4- 7	0- 0	0- 0	CONFERENCE	0- 1	0- 1	4- 5				
2- 4	0- 0	0- 0	HOME	0- 0	0- 1	2- 3				
2- 3	0- 0	0- 0	AWAY	0- 1	0- 0	2- 2				
0- 0	0- 0	0- 0	NEUTRAL	0- 0	0- 0	0- 0				

RPI 1-25				RPI 26-50				RPI 51-100				RPI 101+				Team's RPI: 251	
RPI	S	Opponent	Score	RPI	S	Opponent	Score	RPI	S	Opponent	Score	RPI	S	Opponent	Score		
								53	A	Arkansas St.	54	75	128	H	La.-Lafayette	57	77
								84	H	Charlotte	71	83	131	A	Alabama	56	72
												159	A	Texas-Arlington	68	63	
												166	A	Texas St.	71	80	
												166	H	Texas St.	73	62	
												172	A	Little Rock	32	59	
												199	A	Stetson	80	72	
												205	H	Troy	90	97	
												209	H	South Ala.	52	60	
												240	A	Appalachian St.	80	75	
												258	N	Bethune-Cookman	68	61	
												270	H	La.-Monroe	65	52	
												277	A	Tennessee Tech	65	72	
												279	H	Ga. Southern	50	61	
												286	A	Kennesaw St.	66	62	
												289	H	Morehead St.	90	99	
												303	H	North Florida	76	63	
												320	H	Howard	65	58	
LAST 12 Division I GAMES:																	
166	H	Texas St.	73	62	270	H	La.-Monroe	65	52								
172	A	Little Rock	32	59	209	H	South Ala.	52	60								
53	A	Arkansas St.	54	75	205	H	Troy	90	97								
240	A	Appalachian St.	80	75	166	A	Texas St.	71	80								
279	H	Ga. Southern	50	61	159	A	Texas-Arlington	68	63								
128	H	La.-Lafayette	57	77	199	A	Stetson	80	72								

Non-Div I Games:

Georgia St.

■ Loss,
 ■ Non-Conf,
 ■ S Site,
 ■ H Home
 ■ A Away
 N Neutral

Average RPI Win:	197	WON-LOST	WINNING	LAST 10	STRENGTH OF	OPP. STRENGTH	TEAM	ADJ.	CONF.	ADJ CONF.
Average RPI Loss:	38	RECORD	PCT. RANK	GAMES	SCHEDULE	OF SCHEDULE	RPI	RPI	RPI	RPI
DIV. I ONLY	14- 9	109	4- 6	50	87	79	79	5	5	
DIV. I NON-CONF.	10- 3	61	2- 0	158	305	88	88	5	5	
TOTALS	RPI 1-25	RPI 26-50	W-L RECORDS	RPI 51-100	RPI 101-150	RPI 150+				
14- 9	0- 4	0- 3	OVERALL	2- 1	5- 1	7- 0				
10- 3	0- 2	0- 0	HOME	1- 1	4- 0	5- 0				
3- 5	0- 2	0- 3	AWAY	1- 0	1- 0	1- 0				
1- 1	0- 0	0- 0	NEUTRAL	0- 0	0- 1	1- 0				
10- 3	0- 0	0- 2	NON-CONFERENCE	0- 0	4- 1	6- 0				
8- 0	0- 0	0- 0	HOME	0- 0	3- 0	5- 0				
1- 2	0- 0	0- 2	AWAY	0- 0	1- 0	0- 0				
1- 1	0- 0	0- 0	NEUTRAL	0- 0	0- 1	1- 0				
4- 6	0- 4	0- 1	CONFERENCE	2- 1	1- 0	1- 0				
2- 3	0- 2	0- 0	HOME	1- 1	1- 0	0- 0				
2- 3	0- 2	0- 1	AWAY	1- 0	0- 0	1- 0				
0- 0	0- 0	0- 0	NEUTRAL	0- 0	0- 0	0- 0				

RPI	S	Opponent	Score	RPI	S	Opponent	Score	RPI	S	Opponent	Score	RPI	S	Opponent	Score
1	A	Notre Dame	76 85	26	A	Georgia	66 78	87	H	Virginia	67 78	116	H	North Carolina	80 73
1	H	Notre Dame	42 54	35	A	North Carolina St.	57 65	90	H	Boston College	62 56	120	A	IUPUI	60 50
12	A	Florida St.	69 75	49	A	Indiana	60 69	98	A	Virginia Tech	51 34	121	N	UNI	58 61
14	H	Louisville	65 78									122	H	Samford	66 55
												131	H	Alabama	70 58
												146	H	Loyola Chicago	84 77
												232	H	USC Upstate	87 46
												238	N	High Point	81 61
												243	A	Clemson	76 63
												269	H	Prairie View	96 48
												294	H	Alabama St.	80 54
												314	H	Southeastern La.	102 49
												345	H	St. Francis Brooklyn	89 51
LAST 12 Division I GAMES:															
98	A	Virginia Tech	51 34	12	A	Florida St.	69 75								
90	H	Boston College	62 56	35	A	North Carolina St.	57 65								
1	H	Notre Dame	42 54	14	H	Louisville	65 78								
243	A	Clemson	76 63	1	A	Notre Dame	76 85								
87	H	Virginia	67 78	120	A	IUPUI	60 50								
116	H	North Carolina	80 73	131	H	Alabama	70 58								

Non-Div I Games:

Georgia Tech

■ Loss,
■ Non-Conf,
■ S Site,
■ H Home
■ A Away
N Neutral

Average RPI Win:	193	WON-LOST	WINNING	LAST 10	STRENGTH OF	OPP. STRENGTH	TEAM	ADJ.	CONF.	ADJ CONF.
Average RPI Loss:	58	RECORD	PCT. RANK	GAMES	SCHEDULE	OF SCHEDULE	RPI	RPI	RPI	RPI
DIV. I ONLY	15- 9	104	5- 5	83	96	89	89	9	9	
DIV. I NON-CONF.	8- 4	100	0- 0	103	76	104	104	9	9	
TOTALS	RPI 1-25	RPI 26-50	W-L RECORDS	RPI 51-100	RPI 101-150	RPI 150+				
15- 9	0- 3	2- 1	OVERALL	1- 3	2- 2	10- 0				
10- 3	0- 2	1- 1	HOME	1- 0	2- 0	6- 0				
5- 5	0- 1	1- 0	AWAY	0- 3	0- 1	4- 0				
0- 1	0- 0	0- 0	NEUTRAL	0- 0	0- 1	0- 0				
8- 4	0- 2	2- 0	NON-CONFERENCE	0- 1	0- 1	6- 0				
6- 2	0- 2	1- 0	HOME	0- 0	0- 0	5- 0				
2- 1	0- 0	1- 0	AWAY	0- 1	0- 0	1- 0				
0- 1	0- 0	0- 0	NEUTRAL	0- 0	0- 1	0- 0				
7- 5	0- 1	0- 1	CONFERENCE	1- 2	2- 1	4- 0				
4- 1	0- 0	0- 1	HOME	1- 0	2- 0	1- 0				
3- 4	0- 1	0- 0	AWAY	0- 2	0- 1	3- 0				
0- 0	0- 0	0- 0	NEUTRAL	0- 0	0- 0	0- 0				

RPI 1-25				RPI 26-50				RPI 51-100				Team's RPI: 89	RPI 101+			
RPI	S	Opponent	Score	RPI	S	Opponent	Score	RPI	S	Opponent	Score		RPI	S	Opponent	Score
5	H	Stanford	48 65	38	H	West Virginia	62 57	63	A	Washington St.	48 55		116	N	North Carolina	62 67
20	A	BYU	54 58	44	H	St. Mary's (CA)	68 69	65	A	Santa Clara	64 71		118	A	San Francisco	52 71
25	H	Southern California	56 60	50	A	Dayton	57 47	65	H	Santa Clara	53 44		118	H	San Francisco	68 47
								68	A	San Diego	54 63		142	H	Pacific	68 61
													162	H	Montana St.	65 52
													178	H	Eastern Wash.	78 56
													227	H	Grand Canyon	70 44
													246	H	Wyoming	61 57
													247	A	Loyola Marymount	66 59
													247	H	Loyola Marymount	83 68
													265	A	Pepperdine	74 57
													273	A	Portland	71 63
													300	A	Colgate	80 50
													343	H	Air Force	88 35
LAST 12 Division I GAMES:																
247	H	Loyola Marymount	83 68	20	A	BYU	54 58									
118	A	San Francisco	52 71	273	A	Portland	71 63									
65	A	Santa Clara	64 71	65	H	Santa Clara	53 44									
142	H	Pacific	68 61	118	H	San Francisco	68 47									
44	H	St. Mary's (CA)	68 69	247	A	Loyola Marymount	66 59									
68	A	San Diego	54 63	265	A	Pepperdine	74 57									

Non-Div I Games:

Gonzaga

■ Loss,
■ Non-Conf, S Site,
■ Home
■ Away
N Neutral

Grambling

Through Games Of Feb. 5, 2016

Average RPI Win:	318	WON-LOST	WINNING	LAST 10	STRENGTH OF	OPP. STRENGTH	TEAM	ADJ.	CONF.	ADJ CONF.
Average RPI Loss:	150	RECORD	PCT. RANK	GAMES	SCHEDULE	OF SCHEDULE	RPI	RPI	RPI	RPI
DIV. I ONLY	7- 11	236	7- 3	235	310	220	220	32	32	
DIV. I NON-CONF.	1- 8	320	1- 2	35	109	199	199	31	31	
TOTALS	RPI 1-25	RPI 26-50	W-L RECORDS	RPI 51-100	RPI 101-150	RPI 150+				
7- 11	0- 1	0- 2	OVERALL	0- 0	0- 2	7- 6				
3- 1	0- 0	0- 0	HOME	0- 0	0- 0	3- 1				
4- 10	0- 0	0- 0	AWAY	0- 0	0- 1	4- 3				
0- 0	0- 0	0- 0	NEUTRAL	0- 0	0- 0	0- 0				
1- 8	0- 1	0- 2	NON-CONFERENCE	0- 0	0- 2	1- 3				
0- 0	0- 0	0- 0	HOME	0- 0	0- 0	0- 0				
1- 8	0- 1	0- 2	AWAY	0- 0	0- 2	1- 3				
0- 0	0- 0	0- 0	NEUTRAL	0- 0	0- 0	0- 0				
6- 3	0- 0	0- 0	CONFERENCE	0- 0	0- 0	6- 3				
3- 1	0- 0	0- 0	HOME	0- 0	0- 0	3- 1				
3- 2	0- 0	0- 0	AWAY	0- 0	0- 0	3- 2				
0- 0	0- 0	0- 0	NEUTRAL	0- 0	0- 0	0- 0				

RPI 1-25				RPI 26-50				RPI 51-100				RPI 101+ Team's RPI: 220			
RPI	S	Opponent	Score	RPI	S	Opponent	Score	RPI	S	Opponent	Score	RPI	S	Opponent	Score
3	A	Baylor	42 96	29	A	Mississippi St.	43 107					127	A	Texas Tech	55 70
				37	A	George Washington	58 85					131	A	Alabama	57 72
												176	A	Northwestern St.	62 71
												183	A	Southern U.	68 80
												188	A	Tulsa	51 79
												191	A	William & Mary	55 74
												256	H	Texas Southern	50 62
												269	H	Prairie View	69 66
												294	H	Alabama St.	89 69
												322	A	Nicholls St.	69 65
												325	A	Jackson St.	79 58
												327	A	Alcorn	85 76
												334	A	Ark.-Pine Bluff	68 83
												344	H	Alabama A&M	75 56
												347	A	Mississippi Val.	65 52
LAST 12 Division I GAMES:															
347	A	Mississippi Val.	65 52	183	A	Southern U.	68 80								
334	A	Ark.-Pine Bluff	68 83	294	H	Alabama St.	89 69								
325	A	Jackson St.	79 58	344	H	Alabama A&M	75 56								
256	H	Texas Southern	50 62	322	A	Nicholls St.	69 65								
269	H	Prairie View	69 66	131	A	Alabama	57 72								
327	A	Alcorn	85 76	127	A	Texas Tech	55 70								

Non-Div I Games: Southern-N.O. 73 61 LSU-Alexandria 106 50

Grambling

■ Loss,
 ■ Non-Conf,
 ■ S Site,
 ■ Home
 ■ A Away
 N Neutral

Grand Canyon

Through Games Of Feb. 5, 2016

Average RPI Win: 264	WON-LOST	WINNING	LAST 10	STRENGTH OF	OPP. STRENGTH	TEAM	ADJ.	CONF.	ADJ CONF.
Average RPI Loss: 139	RECORD	PCT. RANK	GAMES	SCHEDULE	OF SCHEDULE	RPI	RPI	RPI	RPI
DIV. I ONLY	9- 12	210	4- 5	227	232	227	227	25	25
DIV. I NON-CONF.	5- 8	209	1- 1	243	167	241	241	25	25
TOTALS	RPI 1-25	RPI 26-50	W-L RECORDS	RPI 51-100	RPI 101-150	RPI 150+			
9- 12	0- 1	0- 1	OVERALL	0- 3	0- 2	9- 5			
3- 5	0- 0	0- 0	HOME	0- 1	0- 1	3- 3			
6- 3	0- 0	0- 0	AWAY	0- 0	0- 0	6- 0			
0- 4	0- 1	0- 1	NEUTRAL	0- 1	0- 0	0- 1			
5- 8	0- 1	0- 1	NON-CONFERENCE	0- 3	0- 0	5- 3			
2- 3	0- 0	0- 0	HOME	0- 1	0- 0	2- 2			
3- 1	0- 0	0- 0	AWAY	0- 1	0- 0	3- 0			
0- 4	0- 1	0- 1	NEUTRAL	0- 1	0- 0	0- 1			
4- 4	0- 0	0- 0	CONFERENCE	0- 0	0- 2	4- 2			
1- 2	0- 0	0- 0	HOME	0- 0	0- 1	1- 1			
3- 2	0- 0	0- 0	AWAY	0- 0	0- 1	3- 1			
0- 0	0- 0	0- 0	NEUTRAL	0- 0	0- 0	0- 0			

RPI 1-25			RPI 26-50			RPI 51-100			RPI 101+ Team's RPI: 227		
RPI	S	Opponent	Score	RPI	S	Opponent	Score	RPI	S	Opponent	Score
25	N	Southern California	44 75	38	N	West Virginia	50 68	59	N	Abilene Christian	71 75
								66	H	UC Riverside	67 85
								89	A	Gonzaga	44 70
								102	A	New Mexico St.	58 60
								102	H	New Mexico St.	44 64
								156	H	Hawaii	41 74
								160	H	Oral Roberts	66 64
								179	H	Northern Colo.	69 59
								198	A	UTRGV	28 52
								209	H	South Ala.	56 59
								221	A	Utah Valley	61 53
								236	A	Seattle	67 54
								257	A	CSU Bakersfield	61 51
								307	H	UMKC	57 63
								315	N	Fairleigh Dickinson	68 74
								321	A	UC Irvine	58 53
								326	A	North Dakota St.	76 67
								336	H	Chicago St.	74 36
								343	A	Air Force	73 39
LAST 12 Division I GAMES:											
102	H	New Mexico St.	44 64	102	A	New Mexico St.	58 60				
236	A	Seattle	67 54	198	A	UTRGV	28 52				
257	A	CSU Bakersfield	61 51	66	H	UC Riverside	67 85				
307	H	UMKC	57 63	179	H	Northern Colo.	69 59				
336	H	Chicago St.	74 36	209	H	South Ala.	56 59				
221	A	Utah Valley	61 53	321	A	UC Irvine	58 53				

Non-Div I Games: Western St. 77 40 San Diego Christian 60 40 Arizona Christian 87 54

Grand Canyon

Loss, Non-Conf, S Site, H Home A Away N Neutral

Average RPI Win:	138	WON-LOST	WINNING	LAST 10	STRENGTH OF	OPP. STRENGTH	TEAM	ADJ.	CONF.	ADJ CONF.
Average RPI Loss:	110	RECORD	PCT. RANK	GAMES	SCHEDULE	OF SCHEDULE	RPI	RPI	RPI	RPI
DIV. I ONLY	18- 3	14	9- 1	68	85	23	23	14	14	
DIV. I NON-CONF.	10- 2	33	3- 0	42	11	12	12	15	15	
TOTALS	RPI 1-25	RPI 26-50	W-L RECORDS	RPI 51-100	RPI 101-150	RPI 150+				
18- 3	0- 0	1- 1	OVERALL	4- 1	6- 0	7- 1				
9- 1	0- 0	1- 0	HOME	3- 0	2- 0	3- 1				
8- 0	0- 0	0- 0	AWAY	0- 0	4- 0	4- 0				
1- 2	0- 0	0- 1	NEUTRAL	1- 1	0- 0	0- 0				
10- 2	0- 0	1- 1	NON-CONFERENCE	4- 1	3- 0	2- 0				
6- 0	0- 0	1- 0	HOME	3- 0	2- 0	0- 0				
3- 0	0- 0	0- 0	AWAY	0- 0	1- 0	2- 0				
1- 2	0- 0	0- 1	NEUTRAL	1- 1	0- 0	0- 0				
8- 1	0- 0	0- 0	CONFERENCE	0- 0	3- 0	5- 1				
3- 1	0- 0	0- 0	HOME	0- 0	0- 0	3- 1				
5- 0	0- 0	0- 0	AWAY	0- 0	3- 0	2- 0				
0- 0	0- 0	0- 0	NEUTRAL	0- 0	0- 0	0- 0				

RPI S	Opponent	Score	RPI S	Opponent	Score	RPI S	Opponent	Score	RPI S	Opponent	Score
48	N Rutgers	43 54	52	H Vanderbilt	58 56	104	A Wright St.	63 58			
50	H Dayton	68 52	56	H South Dakota St.	58 57	105	A Youngstown St.	68 60			
			81	N Tulane	79 58	106	A Drake	86 61			
			82	H Marquette	75 55	123	H Belmont	66 62			
			87	N Virginia	59 68	146	H Loyola Chicago	65 51			
						149	A Northern Ky.	81 73			
						158	A Wisconsin	72 58			
						182	H Detroit	58 36			
						186	A Butler	55 46			
						190	A Milwaukee	63 42			
						194	H Oakland	56 58			
						201	H Valparaiso	81 42			
						214	H Ill.-Chicago	64 22			
						306	A Cleveland St.	66 45			
LAST 12 Division I GAMES:											
182	H Detroit	58 36	105	A Youngstown St.	68 60						
194	H Oakland	56 58	306	A Cleveland St.	66 45						
104	A Wright St.	63 58	190	A Milwaukee	63 42						
149	A Northern Ky.	81 73	50	H Dayton	68 52						
214	H Ill.-Chicago	64 22	123	H Belmont	66 62						
201	H Valparaiso	81 42	56	H South Dakota St.	58 57						

Non-Div I Games:

Green Bay

Average RPI Win:	268	WON-LOST	WINNING	LAST 10	STRENGTH OF	OPP. STRENGTH	TEAM	ADJ.	CONF.	ADJ CONF.
Average RPI Loss:	97	RECORD	PCT. RANK	GAMES	SCHEDULE	OF SCHEDULE	RPI	RPI	RPI	RPI
DIV. I ONLY	9- 12	210	7- 3	80	263	155	155	30	30	
DIV. I NON-CONF.	2- 11	306	2- 3	4	90	143	143	30	30	
TOTALS	RPI 1-25	RPI 26-50	W-L RECORDS	RPI 51-100	RPI 101-150	RPI 150+				
9- 12	0- 2	0- 1	OVERALL	0- 6	1- 0	8- 3				
4- 4	0- 0	0- 0	HOME	0- 2	0- 0	4- 2				
3- 8	0- 2	0- 1	AWAY	0- 4	0- 0	3- 1				
2- 0	0- 0	0- 0	NEUTRAL	0- 0	1- 0	1- 0				
2- 11	0- 2	0- 1	NON-CONFERENCE	0- 6	1- 0	1- 2				
0- 3	0- 0	0- 0	HOME	0- 2	0- 0	0- 1				
0- 8	0- 2	0- 1	AWAY	0- 4	0- 0	0- 1				
2- 0	0- 0	0- 0	NEUTRAL	0- 0	1- 0	1- 0				
7- 1	0- 0	0- 0	CONFERENCE	0- 0	0- 0	7- 1				
4- 1	0- 0	0- 0	HOME	0- 0	0- 0	4- 1				
3- 0	0- 0	0- 0	AWAY	0- 0	0- 0	3- 0				
0- 0	0- 0	0- 0	NEUTRAL	0- 0	0- 0	0- 0				

RPI 1-25				RPI 26-50				RPI 51-100				RPI 101+ Team's RPI: 155			
RPI	S	Opponent	Score	RPI	S	Opponent	Score	RPI	S	Opponent	Score	RPI	S	Opponent	Score
2	A	South Carolina	48 86	34	A	UTEP	54 78	51	A	Princeton	55 79	132	N	Wake Forest	47 42
8	A	Texas	52 79					55	H	James Madison	56 68	193	N	Rhode Island	59 54
								63	A	Washington St.	61 68	199	A	Stetson	59 68
								69	A	Oregon	51 86	210	H	Lehigh	56 63
								75	H	Drexel	36 57	244	A	Morgan St.	65 51
								93	A	Iowa St.	59 95	258	H	Bethune-Cookman	60 45
												278	A	N.C. A&T	55 52
												296	H	Savannah St.	65 53
												302	H	Florida A&M	59 66
												311	H	South Carolina St.	63 50
												348	A	N.C. Central	76 42
												349	H	Norfolk St.	73 62
LAST 12 Division I GAMES:															
349	H	Norfolk St.	73 62	258	H	Bethune-Cookman	60 45	51	A	Princeton	55 79				
311	H	South Carolina St.	63 50	199	A	Stetson	59 68	193	N	Rhode Island	59 54				
296	H	Savannah St.	65 53	132	N	Wake Forest	47 42	210	H	Lehigh	56 63				
348	A	N.C. Central	76 42												
278	A	N.C. A&T	55 52												
302	H	Florida A&M	59 66												

Non-Div I Games:

Hampton

■ Loss,
 ■ Non-Conf, S Site,
 ■ Home
 ■ Away
 N Neutral

Average RPI Win:	267	WON-LOST	WINNING	LAST 10	STRENGTH OF	OPP. STRENGTH	TEAM	ADJ.	CONF.	ADJ CONF.
Average RPI Loss:	121	RECORD	PCT. RANK	GAMES	SCHEDULE	OF SCHEDULE	RPI	RPI	RPI	RPI
DIV. I ONLY	9- 13	228	5- 5	179	176	215	215	15	15	
DIV. I NON-CONF.	4- 9	245	0- 3	160	138	221	221	18	18	
TOTALS	RPI 1-25	RPI 26-50	W-L RECORDS	RPI 51-100	RPI 101-150	RPI 150+				
9- 13	0- 1	0- 2	OVERALL	0- 4	0- 2	9- 4				
6- 4	0- 1	0- 1	HOME	0- 0	0- 0	6- 2				
3- 9	0- 0	0- 1	AWAY	0- 4	0- 2	3- 2				
0- 0	0- 0	0- 0	NEUTRAL	0- 0	0- 0	0- 0				
4- 9	0- 1	0- 1	NON-CONFERENCE	0- 3	0- 1	4- 3				
3- 2	0- 1	0- 0	HOME	0- 0	0- 0	3- 1				
1- 7	0- 0	0- 1	AWAY	0- 3	0- 1	1- 2				
0- 0	0- 0	0- 0	NEUTRAL	0- 0	0- 0	0- 0				
5- 4	0- 0	0- 1	CONFERENCE	0- 1	0- 1	5- 1				
3- 2	0- 0	0- 1	HOME	0- 0	0- 0	3- 1				
2- 2	0- 0	0- 0	AWAY	0- 1	0- 1	2- 0				
0- 0	0- 0	0- 0	NEUTRAL	0- 0	0- 0	0- 0				

RPI 1-25				RPI 26-50				RPI 51-100				RPI 101+ Team's RPI: 215			
RPI	S	Opponent	Score	RPI	S	Opponent	Score	RPI	S	Opponent	Score	RPI	S	Opponent	Score
10	H	Arizona St.	29 60	37	A	George Washington	51 82	67	A	FGCU	44 64	110	A	Stony Brook	35 58
				46	H	Albany (NY)	41 78	73	A	Michigan	47 83	111	A	Quinnipiac	69 71
								90	A	Boston College	28 62	165	H	Cornell	53 50
								94	A	Maine	43 61	180	H	UMBC	65 57
												212	H	Binghamton	47 53
												226	A	Massachusetts	57 63
												235	A	Providence	50 69
												259	A	Sacred Heart	68 67
												266	H	Dartmouth	36 43
												267	H	New Hampshire	48 44
												275	A	Vermont	51 47
												285	H	Central Conn. St.	49 41
												323	A	UMass Lowell	75 70
												323	H	UMass Lowell	72 59
												330	H	Lafayette	55 50
LAST 12 Division I GAMES:															
323	A	UMass Lowell	75 70	275	A	Vermont	51 47								
46	H	Albany (NY)	41 78	212	H	Binghamton	47 53								
94	A	Maine	43 61	323	H	UMass Lowell	72 59								
267	H	New Hampshire	48 44	67	A	FGCU	44 64								
180	H	UMBC	65 57	37	A	George Washington	51 82								
110	A	Stony Brook	35 58	226	A	Massachusetts	57 63								

Non-Div I Games:

Hartford

■ Loss,
■ Non-Conf, S Site,
■ Home
■ Away
N Neutral

Average RPI Win: 212	WON-LOST	WINNING	LAST 10	STRENGTH OF	OPP. STRENGTH	TEAM	ADJ.	CONF.	ADJ CONF.
Average RPI Loss: 122	RECORD	PCT. RANK	GAMES	SCHEDULE	OF SCHEDULE	RPI	RPI	RPI	RPI
DIV. I ONLY	8- 10	201	4- 6	96	193	139	139	10	10
DIV. I NON-CONF.	5- 8	209	1- 6	114	177	164	164	11	11

TOTALS	RPI 1-25	RPI 26-50	W-L RECORDS	RPI 51-100	RPI 101-150	RPI 150+			
8- 10	0- 0	0- 2	OVERALL	0- 3	2- 2	6- 3			
2- 4	0- 0	0- 1	HOME	0- 1	0- 1	2- 1			
5- 6	0- 0	0- 1	AWAY	0- 2	1- 1	4- 2			
1- 0	0- 0	0- 0	NEUTRAL	0- 0	1- 0	0- 0			
5- 8	0- 0	0- 1	NON-CONFERENCE	0- 3	2- 2	3- 2			
2- 2	0- 0	0- 0	HOME	0- 1	0- 1	2- 0			
2- 6	0- 0	0- 1	AWAY	0- 2	1- 1	1- 2			
1- 0	0- 0	0- 0	NEUTRAL	0- 0	1- 0	0- 0			
3- 2	0- 0	0- 1	CONFERENCE	0- 0	0- 0	3- 1			
0- 2	0- 0	0- 1	HOME	0- 0	0- 0	0- 1			
3- 0	0- 0	0- 0	AWAY	0- 0	0- 0	3- 0			
0- 0	0- 0	0- 0	NEUTRAL	0- 0	0- 0	0- 0			

RPI 1-25				RPI 26-50				RPI 51-100				RPI 101+				Team's RPI: 139	
RPI	S	Opponent	Score	RPI	S	Opponent	Score	RPI	S	Opponent	Score	RPI	S	Opponent	Score		
				40	A	South Fla.	59 86	57	A	Chattanooga	58 62	108	N	Toledo	76 70		
				42	H	Penn	48 68	67	A	FGCU	65 74	110	A	Stony Brook	63 64		
								94	H	Maine	53 64	122	A	Samford	60 54		
												124	H	Eastern Mich.	81 85		
												165	A	Cornell	65 56		
												193	A	Rhode Island	52 56		
												223	A	Columbia	69 66		
												224	A	Fairfield	50 67		
												226	H	Massachusetts	67 65		
												239	A	Rice	67 61		
												266	A	Dartmouth	56 43		
												266	H	Dartmouth	64 70		
												346	H	Boston U.	73 55		
LAST 12 Division I GAMES:																	
				42	H	Penn	48 68	122	A	Samford	60 54						
				223	A	Columbia	69 66	110	A	Stony Brook	63 64						
				165	A	Cornell	65 56	224	A	Fairfield	50 67						
				266	H	Dartmouth	64 70	124	H	Eastern Mich.	81 85						
				266	A	Dartmouth	56 43	67	A	FGCU	65 74						
				57	A	Chattanooga	58 62	40	A	South Fla.	59 86						

Non-Div I Games:

Harvard

■ Loss,
■ Non-Conf,
■ S Site,
■ H Home
■ A Away
N Neutral

Average RPI Win:	253	WON-LOST	WINNING	LAST 10	STRENGTH OF	OPP. STRENGTH	TEAM	ADJ.	CONF.	ADJ CONF.
Average RPI Loss:	78	RECORD	PCT. RANK	GAMES	SCHEDULE	OF SCHEDULE	RPI	RPI	RPI	RPI
DIV. I ONLY	13- 9	122	6- 4	215	123	156	156	22	22	
DIV. I NON-CONF.	7- 6	156	2- 1	108	18	121	121	22	22	
TOTALS	RPI 1-25	RPI 26-50	W-L RECORDS	RPI 51-100	RPI 101-150	RPI 150+				
13- 9	0- 4	0- 1	OVERALL	0- 2	1- 0	12- 2				
5- 5	0- 2	0- 1	HOME	0- 2	0- 0	5- 0				
8- 2	0- 0	0- 0	AWAY	0- 0	1- 0	7- 2				
0- 2	0- 2	0- 0	NEUTRAL	0- 0	0- 0	0- 0				
7- 6	0- 4	0- 1	NON-CONFERENCE	0- 1	0- 0	7- 0				
2- 4	0- 2	0- 1	HOME	0- 1	0- 0	2- 0				
5- 0	0- 0	0- 0	AWAY	0- 0	0- 0	5- 0				
0- 2	0- 2	0- 0	NEUTRAL	0- 0	0- 0	0- 0				
6- 3	0- 0	0- 0	CONFERENCE	0- 1	1- 0	5- 2				
3- 1	0- 0	0- 0	HOME	0- 1	0- 0	3- 0				
3- 2	0- 0	0- 0	AWAY	0- 0	1- 0	2- 2				
0- 0	0- 0	0- 0	NEUTRAL	0- 0	0- 0	0- 0				

RPI 1-25				RPI 26-50				RPI 51-100				RPI 101+ Team's RPI: 156			
RPI	S	Opponent	Score	RPI	S	Opponent	Score	RPI	S	Opponent	Score	RPI	S	Opponent	Score
2	H	South Carolina	51 67	42	H	Penn	54 64	63	H	Washington St.	52 62	148	A	Long Beach St.	67 55
10	H	Arizona St.	49 75					66	H	UC Riverside	74 77	195	A	Cal Poly	64 58
18	N	Texas A&M	41 82									196	A	UC Davis	58 60
20	N	BYU	56 67									213	A	Sacramento St.	74 72
												219	A	San Jose St.	76 73
												227	A	Grand Canyon	74 41
												247	H	Loyola Marymount	65 51
												257	A	CSU Bakersfield	65 55
												257	H	CSU Bakersfield	74 60
												260	A	Northern Ariz.	61 52
												283	A	CSUN	60 63
												283	H	CSUN	77 50
												321	A	UC Irvine	83 65
												321	H	UC Irvine	59 35
												341	H	Cal St. Fullerton	62 53
LAST 12 Division I GAMES:															
195	A	Cal Poly	64 58	283	H	CSUN	77 50								
321	H	UC Irvine	59 35	196	A	UC Davis	58 60								
341	H	Cal St. Fullerton	62 53	148	A	Long Beach St.	67 55								
283	A	CSUN	60 63	42	H	Penn	54 64								
321	A	UC Irvine	83 65	257	A	CSU Bakersfield	65 55								
66	H	UC Riverside	74 77	219	A	San Jose St.	76 73								

Non-Div I Games:

Hawaii

■ Loss,
■ Non-Conf,
■ S Site,
■ H Home
■ A Away
N Neutral

Average RPI Win:	277	WON-LOST	WINNING	LAST 10	STRENGTH OF	OPP. STRENGTH	TEAM	ADJ.	CONF.	ADJ CONF.
Average RPI Loss:	146	RECORD	PCT. RANK	GAMES	SCHEDULE	OF SCHEDULE	RPI	RPI	RPI	RPI
DIV. I ONLY	6- 13	267	4- 6	159	234	238	238	26	26	
DIV. I NON-CONF.	0- 8	338	0- 2	66	48	279	279	28	28	
TOTALS	RPI 1-25	RPI 26-50	W-L RECORDS	RPI 51-100	RPI 101-150	RPI 150+				
6- 13	0- 1	0- 1	OVERALL	0- 3	0- 2	6- 6				
3- 4	0- 0	0- 0	HOME	0- 1	0- 1	3- 2				
3- 7	0- 1	0- 1	AWAY	0- 1	0- 1	3- 3				
0- 2	0- 0	0- 0	NEUTRAL	0- 1	0- 0	0- 1				
0- 8	0- 1	0- 1	NON-CONFERENCE	0- 3	0- 0	0- 3				
0- 2	0- 0	0- 0	HOME	0- 1	0- 0	0- 1				
0- 4	0- 1	0- 1	AWAY	0- 1	0- 0	0- 1				
0- 2	0- 0	0- 0	NEUTRAL	0- 1	0- 0	0- 1				
6- 5	0- 0	0- 0	CONFERENCE	0- 0	0- 2	6- 3				
3- 2	0- 0	0- 0	HOME	0- 0	0- 1	3- 1				
3- 3	0- 0	0- 0	AWAY	0- 0	0- 1	3- 2				
0- 0	0- 0	0- 0	NEUTRAL	0- 0	0- 0	0- 0				

RPI 1-25				RPI 26-50				RPI 51-100				RPI 101+ Team's RPI: 238			
RPI	S	Opponent	Score	RPI	S	Opponent	Score	RPI	S	Opponent	Score	RPI	S	Opponent	Score
11	A	Maryland	50 105	35	A	North Carolina St.	48 89	79	N	Georgia Tech	61 81	103	A	Liberty	43 56
								80	A	Elon	69 80	140	H	UNC Asheville	81 82
								95	H	VCU	39 69	169	H	Davidson	60 62
												184	N	UAB	46 56
												203	A	Presbyterian	70 82
												216	A	Gardner-Webb	70 82
												229	A	Radford	56 54
												229	H	Radford	71 66
												282	A	Campbell	69 55
												288	A	UNCG	72 82
												295	H	Charleston So.	62 64
												301	H	Longwood	79 68
												308	H	Coastal Caro.	53 52
												313	A	Winthrop	74 67
LAST 12 Division I GAMES:															
103	A	Liberty	43 56	216	A	Gardner-Webb	70 82								
229	A	Radford	56 54	295	H	Charleston So.	62 64								
140	H	UNC Asheville	81 82	203	A	Presbyterian	70 82								
313	A	Winthrop	74 67	80	A	Elon	69 80								
282	A	Campbell	69 55	95	H	VCU	39 69								
308	H	Coastal Caro.	53 52	229	H	Radford	71 66								

Non-Div I Games: Greensboro 82 49

High Point

■ Loss,
 ■ Non-Conf,
 ■ S Site,
 ■ Home
 ■ A Away
 N Neutral

Average RPI Win:	202	WON-LOST	WINNING	LAST 10	STRENGTH OF	OPP. STRENGTH	TEAM	ADJ.	CONF.	ADJ CONF.
Average RPI Loss:	89	RECORD	PCT. RANK	GAMES	SCHEDULE	OF SCHEDULE	RPI	RPI	RPI	RPI
DIV. I ONLY	16- 5	45	7- 3	173	140	77	77	13	13	
DIV. I NON-CONF.	9- 2	37	2- 0	207	169	65	65	12	12	
TOTALS	RPI 1-25	RPI 26-50	W-L RECORDS	RPI 51-100	RPI 101-150	RPI 150+				
16- 5	0- 1	0- 0	OVERALL	2- 3	2- 0	12- 1				
9- 1	0- 0	0- 0	HOME	2- 1	2- 0	5- 0				
6- 3	0- 0	0- 0	AWAY	0- 2	0- 0	6- 1				
1- 1	0- 1	0- 0	NEUTRAL	0- 0	0- 0	1- 0				
9- 2	0- 1	0- 0	NON-CONFERENCE	1- 0	2- 0	6- 1				
4- 0	0- 0	0- 0	HOME	1- 0	2- 0	1- 0				
4- 1	0- 0	0- 0	AWAY	0- 0	0- 0	4- 1				
1- 1	0- 1	0- 0	NEUTRAL	0- 0	0- 0	1- 0				
7- 3	0- 0	0- 0	CONFERENCE	1- 3	0- 0	6- 0				
5- 1	0- 0	0- 0	HOME	1- 1	0- 0	4- 0				
2- 2	0- 0	0- 0	AWAY	0- 2	0- 0	2- 0				
0- 0	0- 0	0- 0	NEUTRAL	0- 0	0- 0	0- 0				

RPI 1-25				RPI 26-50				RPI 51-100				Team's RPI: 77	RPI 101+			
RPI	S	Opponent	Score	RPI	S	Opponent	Score	RPI	S	Opponent	Score		RPI	S	Opponent	Score
7	N	Oregon St.	50 73					55	H	James Madison	54 71		110	H	Stony Brook	71 66
								75	A	Drexel	64 67		126	H	Buffalo	79 36
								80	A	Elon	60 61		175	A	Marist	71 67
								80	H	Elon	59 49		187	A	Col. of Charleston	62 58
								88	H	Saint Joseph's	75 62		189	H	Delaware	58 49
													191	H	William & Mary	75 45
													192	H	Northeastern	75 50
													224	A	Fairfield	67 53
													226	A	Massachusetts	56 57
													249	A	American	60 51
													255	A	UNCW	68 64
													268	H	Navy	65 63
													290	H	Towson	64 60
													305	A	Delaware St.	66 49
													308	N	Coastal Caro.	82 40
LAST 12 Division I GAMES:																
				55	H	James Madison	54 71	255	A	UNCW	68 64					
				80	H	Elon	59 49	187	A	Col. of Charleston	62 58					
				75	A	Drexel	64 67	80	A	Elon	60 61					
				290	H	Towson	64 60	189	H	Delaware	58 49					
				192	H	Northeastern	75 50	305	A	Delaware St.	66 49					
				191	H	William & Mary	75 45	175	A	Marist	71 67					

Non-Div I Games:

Hofstra

■ Loss,
 ■ Non-Conf, S Site,
 ■ Home
 ■ Away
 N Neutral

Holy Cross

Through Games Of Feb. 5, 2016

Average RPI Win:	279	WON-LOST	WINNING	LAST 10	STRENGTH OF	OPP. STRENGTH	TEAM	ADJ.	CONF.	ADJ CONF.
Average RPI Loss:	172	RECORD	PCT. RANK	GAMES	SCHEDULE	OF SCHEDULE	RPI	RPI	RPI	RPI
DIV. I ONLY	9- 12	210	6- 4	315	246	271	271	29	29	
DIV. I NON-CONF.	3- 8	258	1- 1	301	160	318	318	29	29	
TOTALS	RPI 1-25	RPI 26-50	W-L RECORDS	RPI 51-100	RPI 101-150	RPI 150+				
9- 12	0- 0	0- 0	OVERALL	0- 2	0- 5	9- 5				
7- 3	0- 0	0- 0	HOME	0- 0	0- 1	7- 2				
2- 9	0- 0	0- 0	AWAY	0- 2	0- 4	2- 3				
0- 0	0- 0	0- 0	NEUTRAL	0- 0	0- 0	0- 0				
3- 8	0- 0	0- 0	NON-CONFERENCE	0- 1	0- 4	3- 3				
3- 2	0- 0	0- 0	HOME	0- 0	0- 0	3- 2				
0- 6	0- 0	0- 0	AWAY	0- 1	0- 4	0- 1				
0- 0	0- 0	0- 0	NEUTRAL	0- 0	0- 0	0- 0				
6- 4	0- 0	0- 0	CONFERENCE	0- 1	0- 1	6- 2				
4- 1	0- 0	0- 0	HOME	0- 0	0- 1	4- 0				
2- 3	0- 0	0- 0	AWAY	0- 1	0- 0	2- 2				
0- 0	0- 0	0- 0	NEUTRAL	0- 0	0- 0	0- 0				

RPI	S	Opponent	Score	RPI	S	Opponent	Score	RPI	S	Opponent	Score	RPI	S	Opponent	Score	Team's RPI: 271
76	A	Army West Point	58	77	101	H	Bucknell	51	58	107	A	Yale	59	69		
90	A	Boston College	51	60	111	A	Quinnipiac	61	74	137	A	Penn St.	82	86		
					145	A	Pittsburgh	50	56	206	H	Bryant	65	64		
					210	A	Lehigh	58	61	226	H	Massachusetts	60	74		
					237	H	Manhattan	58	44	249	H	American	59	54		
					266	H	Dartmouth	54	60	268	A	Navy	49	50		
					268	H	Navy	57	49	275	H	Vermont	77	63		
					300	A	Colgate	80	71	300	H	Colgate	70	61		
					323	A	UMass Lowell	67	75	330	H	Lafayette	66	49		
					346	A	Boston U.	60	41							
LAST 12 Division I GAMES:																
300	H	Colgate	70	61	101	H	Bucknell	51	58							
268	A	Navy	49	50	300	A	Colgate	80	71							
249	H	American	59	54	268	H	Navy	57	49							
76	A	Army West Point	58	77	346	A	Boston U.	60	41							
210	A	Lehigh	58	61	266	H	Dartmouth	54	60							
330	H	Lafayette	66	49	237	H	Manhattan	58	44							

Non-Div I Games:

Holy Cross

■ Loss,
 ■ Non-Conf,
 ■ S Site,
 ■ H Home
 ■ A Away
 N Neutral

Average RPI Win:	253	WON-LOST	WINNING	LAST 10	STRENGTH OF	OPP. STRENGTH	TEAM	ADJ.	CONF.	ADJ CONF.
Average RPI Loss:	120	RECORD	PCT. RANK	GAMES	SCHEDULE	OF SCHEDULE	RPI	RPI	RPI	RPI
DIV. I ONLY	5- 16	293	1- 8	120	124	241	241	8	8	
DIV. I NON-CONF.	4- 7	222	0- 1	125	281	201	201	7	7	
TOTALS	RPI 1-25	RPI 26-50	W-L RECORDS	RPI 51-100	RPI 101-150	RPI 150+				
5- 16	0- 1	0- 3	OVERALL	0- 2	1- 4	4- 6				
2- 7	0- 1	0- 0	HOME	0- 1	1- 2	1- 3				
3- 6	0- 0	0- 1	AWAY	0- 1	0- 1	3- 3				
0- 3	0- 0	0- 2	NEUTRAL	0- 0	0- 1	0- 0				
4- 7	0- 0	0- 2	NON-CONFERENCE	0- 0	1- 2	3- 3				
1- 3	0- 0	0- 0	HOME	0- 0	1- 1	0- 2				
3- 1	0- 0	0- 0	AWAY	0- 0	0- 0	3- 1				
0- 3	0- 0	0- 2	NEUTRAL	0- 0	0- 1	0- 0				
1- 9	0- 1	0- 1	CONFERENCE	0- 2	0- 2	1- 3				
1- 4	0- 1	0- 0	HOME	0- 1	0- 1	1- 1				
0- 5	0- 0	0- 1	AWAY	0- 1	0- 1	0- 2				
0- 0	0- 0	0- 0	NEUTRAL	0- 0	0- 0	0- 0				

RPI 1-25				RPI 26-50				RPI 51-100				RPI 101+ Team's RPI: 241			
RPI	S	Opponent	Score	RPI	S	Opponent	Score	RPI	S	Opponent	Score	RPI	S	Opponent	Score
4	H	UConn	37 76	37	N	George Washington	78 82	70	H	Temple	66 75	104	N	Wright St.	61 75
				40	A	South Fla.	49 73	81	A	Tulane	48 70	125	A	Memphis	57 74
				45	N	Iowa	50 64					128	H	La.-Lafayette	52 51
												148	H	Long Beach St.	41 47
												150	H	SMU	48 50
												167	H	UNLV	60 63
												173	A	East Carolina	70 76
												187	A	Col. of Charleston	48 55
												188	H	Tulsa	62 79
												198	H	UTRGV	45 55
												207	A	Cincinnati	50 56
												239	A	Rice	62 59
												250	H	UCF	64 55
												316	A	Incarnate Word	67 51
												333	A	A&M-Corpus Christi	76 73
LAST 12 Division I GAMES:															
250	H	UCF	64 55	4	H	UConn	37 76	125	A	Memphis	57 74				
207	A	Cincinnati	50 56	70	H	Temple	66 75	81	A	Tulane	48 70				
40	A	South Fla.	49 73	198	H	UTRGV	45 55	333	A	A&M-Corpus Christi	76 73				
188	H	Tulsa	62 79												
173	A	East Carolina	70 76												
150	H	SMU	48 50												

Non-Div I Games:

Houston

■ Loss,
■ Non-Conf, S Site,
■ Home
■ Away
N Neutral

Houston Baptist

Through Games Of Feb. 5, 2016

Average RPI Win:	295	WON-LOST	WINNING	LAST 10	STRENGTH OF	OPP. STRENGTH	TEAM	ADJ.	CONF.	ADJ CONF.
Average RPI Loss:	153	RECORD	PCT. RANK	GAMES	SCHEDULE	OF SCHEDULE	RPI	RPI	RPI	RPI
DIV. I ONLY	7- 10	225	5- 5	222	302	230	230	27	27	
DIV. I NON-CONF.	2- 5	253	0- 1	155	277	219	219	26	26	
TOTALS	RPI 1-25	RPI 26-50	W-L RECORDS	RPI 51-100	RPI 101-150	RPI 150+				
7- 10	0- 0	0- 1	OVERALL	0- 1	0- 1	7- 7				
3- 3	0- 0	0- 0	HOME	0- 0	0- 0	3- 3				
3- 7	0- 0	0- 1	AWAY	0- 1	0- 1	3- 4				
1- 0	0- 0	0- 0	NEUTRAL	0- 0	0- 0	1- 0				
2- 5	0- 0	0- 1	NON-CONFERENCE	0- 0	0- 0	2- 4				
0- 2	0- 0	0- 0	HOME	0- 0	0- 0	0- 2				
1- 3	0- 0	0- 1	AWAY	0- 0	0- 0	1- 2				
1- 0	0- 0	0- 0	NEUTRAL	0- 0	0- 0	1- 0				
5- 5	0- 0	0- 0	CONFERENCE	0- 1	0- 1	5- 3				
3- 1	0- 0	0- 0	HOME	0- 0	0- 0	3- 1				
2- 4	0- 0	0- 0	AWAY	0- 1	0- 1	2- 2				
0- 0	0- 0	0- 0	NEUTRAL	0- 0	0- 0	0- 0				

RPI 1-25				RPI 26-50				RPI 51-100				RPI 101+				Team's RPI: 230	
RPI	S	Opponent	Score	RPI	S	Opponent	Score	RPI	S	Opponent	Score	RPI	S	Opponent	Score		
				34	A	UTEP	63 98					114	A	Central Ark.	44 45		
												154	H	McNeese St.	64 71		
												159	H	Texas-Arlington	40 64		
												166	H	Texas St.	66 71		
												167	A	New Mexico	57 65		
												176	A	Northwestern St.	44 55		
												231	A	UTSA	50 79		
												242	H	Sam Houston St.	67 63		
												256	A	Texas Southern	77 65		
												261	N	Omaha	64 51		
												272	A	Lamar	70 77		
												314	H	Southeastern La.	64 56		
												322	H	Nicholls St.	80 71		
												333	A	A&M-Corpus Christi	73 59		
												340	A	New Orleans	71 51		
LAST 12 Division I GAMES:																	
				333	A	A&M-Corpus Christi	73 59					314	H	Southeastern La.	64 56		
				242	H	Sam Houston St.	67 63					322	H	Nicholls St.	80 71		
				59	A	Abilene Christian	60 77					154	H	McNeese St.	64 71		
				272	A	Lamar	70 77					176	A	Northwestern St.	44 55		
				340	A	New Orleans	71 51					159	H	Texas-Arlington	40 64		
				114	A	Central Ark.	44 45					166	H	Texas St.	66 71		

Non-Div I Games: Trinity (TX) 60 46 Huston-Tillotson 96 65 Paul Quinn 95 42

Houston Baptist

Loss, Non-Conf, S Site, H Home A Away N Neutral

Average RPI Win: 284	WON-LOST	WINNING	LAST 10	STRENGTH OF	OPP. STRENGTH	TEAM	ADJ.	CONF.	ADJ CONF.
Average RPI Loss: 197	RECORD	PCT. RANK	GAMES	SCHEDULE	OF SCHEDULE	RPI	RPI	RPI	RPI
DIV. I ONLY	3- 17	328	1- 8	258	295	320	320	30	30
DIV. I NON-CONF.	2- 11	306	2- 3	156	243	274	274	30	30
TOTALS	RPI 1-25	RPI 26-50	W-L RECORDS	RPI 51-100	RPI 101-150	RPI 150+			
3- 17	0- 1	0- 1	OVERALL	0- 2	0- 2	3- 11			
1- 5	0- 0	0- 0	HOME	0- 0	0- 0	1- 5			
2- 11	0- 1	0- 0	AWAY	0- 2	0- 1	2- 6			
0- 1	0- 0	0- 0	NEUTRAL	0- 0	0- 1	0- 0			
2- 11	0- 1	0- 1	NON-CONFERENCE	0- 2	0- 2	2- 5			
1- 3	0- 0	0- 0	HOME	0- 0	0- 0	1- 3			
1- 7	0- 1	0- 1	AWAY	0- 2	0- 1	1- 2			
0- 1	0- 0	0- 0	NEUTRAL	0- 0	0- 1	0- 0			
1- 6	0- 0	0- 0	CONFERENCE	0- 0	0- 0	1- 6			
0- 2	0- 0	0- 0	HOME	0- 0	0- 0	0- 2			
1- 4	0- 0	0- 0	AWAY	0- 0	0- 0	1- 4			
0- 0	0- 0	0- 0	NEUTRAL	0- 0	0- 0	0- 0			

RPI 1-25				RPI 26-50				RPI 51-100				RPI 101+ Team's RPI: 320			
RPI	S	Opponent	Score	RPI	S	Opponent	Score	RPI	S	Opponent	Score	RPI	S	Opponent	Score
24	A	Duquesne	62 86	28	A	Syracuse	48 97	78	A	Northwestern	49 89	129	N	Mercer	53 70
								99	A	Arizona	28 65	141	A	Xavier	47 70
												164	H	Old Dominion	64 83
												165	H	Cornell	76 74
												214	A	Ill.-Chicago	48 75
												233	H	Coppin St.	67 83
												244	A	Morgan St.	66 78
												251	A	Georgia St.	58 65
												258	H	Bethune-Cookman	77 81
												278	A	N.C. A&T	70 88
												281	H	La Salle	68 71
												293	A	UMES	59 62
												305	A	Delaware St.	86 87
												324	H	LIU Brooklyn	72 89
												339	A	Mt. St. Mary's	62 49
												348	A	N.C. Central	68 61
LAST 12 Division I GAMES:															
293	A	UMES	59 62	28	A	Syracuse	48 97	141	A	Xavier	47 70	164	H	Old Dominion	64 83
244	A	Morgan St.	66 78	164	H	Old Dominion	64 83	339	A	Mt. St. Mary's	62 49	348	A	N.C. Central	68 61
258	H	Bethune-Cookman	77 81	348	A	N.C. Central	68 61	278	A	N.C. A&T	70 88				
305	A	Delaware St.	86 87												
233	H	Coppin St.	67 83												
165	H	Cornell	76 74												

Non-Div I Games:

Howard

■ Loss,
 ■ Non-Conf, S Site,
 ■ Home
 ■ Away
 N Neutral

Average RPI Win: 321	WON-LOST	WINNING	LAST 10	STRENGTH OF	OPP. STRENGTH	TEAM	ADJ.	CONF.	ADJ CONF.
Average RPI Loss: 174	RECORD	PCT. RANK	GAMES	SCHEDULE	OF SCHEDULE	RPI	RPI	RPI	RPI
DIV. I ONLY	3- 18	330	1- 9	213	267	332	332	19	19
DIV. I NON-CONF.	2- 9	296	0- 2	196	284	308	308	20	20
TOTALS	RPI 1-25	RPI 26-50	W-L RECORDS	RPI 51-100	RPI 101-150	RPI 150+			
3- 18	0- 0	0- 2	OVERALL	0- 2	0- 3	3- 11			
3- 7	0- 0	0- 1	HOME	0- 1	0- 2	3- 3			
0- 11	0- 0	0- 1	AWAY	0- 1	0- 1	0- 8			
0- 0	0- 0	0- 0	NEUTRAL	0- 0	0- 0	0- 0			
2- 9	0- 0	0- 2	NON-CONFERENCE	0- 0	0- 2	2- 5			
2- 3	0- 0	0- 1	HOME	0- 0	0- 1	2- 1			
0- 6	0- 0	0- 1	AWAY	0- 0	0- 1	0- 4			
0- 0	0- 0	0- 0	NEUTRAL	0- 0	0- 0	0- 0			
1- 9	0- 0	0- 0	CONFERENCE	0- 2	0- 1	1- 6			
1- 4	0- 0	0- 0	HOME	0- 1	0- 1	1- 2			
0- 5	0- 0	0- 0	AWAY	0- 1	0- 0	0- 4			
0- 0	0- 0	0- 0	NEUTRAL	0- 0	0- 0	0- 0			

RPI S	Opponent	Score	RPI S	Opponent	Score	RPI S	Opponent	Score	RPI S	Opponent	Score	Team's RPI: 332
32	A Ohio	52 79	56	H South Dakota St.	42 61	116	H Western Mich.	48 70				
49	H Indiana	72 79	86	A South Dakota	60 92	120	H IUPUI	50 69				
						149	A Northern Ky.	64 77				
						160	A Oral Roberts	59 61				
						182	A Detroit	63 64				
						190	A Milwaukee	60 73				
						194	A Oakland	74 81				
						224	A Fairfield	62 74				
						228	A Western Ill.	87 88				
						228	H Western Ill.	74 78				
						232	H USC Upstate	81 84				
						261	H Omaha	58 60				
						298	A Denver	50 53				
						298	H Denver	61 49				
						326	A North Dakota St.	85 94				
						329	H Kent St.	86 68				
						336	H Chicago St.	62 51				
LAST 12 Division I GAMES:												
228	A Western Ill.	87 88	56	H South Dakota St.	42 61							
298	H Denver	61 49	298	A Denver	50 53							
261	H Omaha	58 60	228	H Western Ill.	74 78							
326	A North Dakota St.	85 94	120	H IUPUI	50 69							
86	A South Dakota	60 92	190	A Milwaukee	60 73							
160	A Oral Roberts	59 61	194	A Oakland	74 81							

Non-Div I Games: Trine 82 62 Grace (IN) 91 39

IPFW

Loss, Non-Conf, S Site, H Home A Away N Neutral

Average RPI Win:	221	WON-LOST	WINNING	LAST 10	STRENGTH OF	OPP. STRENGTH	TEAM	ADJ.	CONF.	ADJ CONF.
Average RPI Loss:	133	RECORD	PCT. RANK	GAMES	SCHEDULE	OF SCHEDULE	RPI	RPI	RPI	RPI
DIV. I ONLY	13- 7	95	7- 3	221	190	120	120	19	19	
DIV. I NON-CONF.	7- 4	110	2- 1	211	139	116	116	20	20	
TOTALS	RPI 1-25	RPI 26-50	W-L RECORDS	RPI 51-100	RPI 101-150	RPI 150+				
13- 7	0- 1	0- 0	OVERALL	2- 3	2- 0	9- 3				
6- 2	0- 0	0- 0	HOME	1- 1	1- 0	4- 1				
6- 5	0- 1	0- 0	AWAY	1- 2	1- 0	4- 2				
1- 0	0- 0	0- 0	NEUTRAL	0- 0	0- 0	1- 0				
7- 4	0- 1	0- 0	NON-CONFERENCE	2- 1	2- 0	3- 2				
3- 1	0- 0	0- 0	HOME	1- 1	1- 0	1- 0				
3- 3	0- 1	0- 0	AWAY	1- 0	1- 0	1- 2				
1- 0	0- 0	0- 0	NEUTRAL	0- 0	0- 0	1- 0				
6- 3	0- 0	0- 0	CONFERENCE	0- 2	0- 0	6- 1				
3- 1	0- 0	0- 0	HOME	0- 0	0- 0	3- 1				
3- 2	0- 0	0- 0	AWAY	0- 2	0- 0	3- 0				
0- 0	0- 0	0- 0	NEUTRAL	0- 0	0- 0	0- 0				

RPI 1-25				RPI 26-50				RPI 51-100				RPI 101+ Team's RPI: 120			
RPI	S	Opponent	Score	RPI	S	Opponent	Score	RPI	S	Opponent	Score	RPI	S	Opponent	Score
14	A	Louisville	61 70					56	A	South Dakota St.	66 68	123	H	Belmont	62 59
								79	H	Georgia Tech	50 60	143	A	SIUE	85 67
								82	A	Marquette	60 55	160	A	Oral Roberts	57 54
								86	A	South Dakota	59 65	160	H	Oral Roberts	47 52
								95	H	VCU	70 69	197	A	North Texas	67 68
												228	A	Western Ill.	68 60
												252	N	Stephen F. Austin	62 55
												254	H	Indiana St.	68 43
												261	H	Omaha	75 59
												298	H	Denver	81 75
												317	A	Evansville	68 62
												326	H	North Dakota St.	67 44
												332	A	IPFW	69 50
												342	A	Eastern Ill.	71 77
LAST 12 Division I GAMES:															
160	A	Oral Roberts	57 54	228	A	Western Ill.	68 60	160	H	Oral Roberts	47 52				
298	H	Denver	81 75	332	A	IPFW	69 50	317	A	Evansville	68 62				
86	A	South Dakota	59 65	79	H	Georgia Tech	50 60	123	H	Belmont	62 59				
56	A	South Dakota St.	66 68												
326	H	North Dakota St.	67 44												
261	H	Omaha	75 59												

Non-Div I Games: Oakland City 104 30 Ind.-Southeast 99 50

IUPUI

Loss, Non-Conf, S Site, H Home A Away N Neutral

Idaho

Through Games Of Feb. 5, 2016

Average RPI Win:	234	WON-LOST	WINNING	LAST 10	STRENGTH OF	OPP. STRENGTH	TEAM	ADJ.	CONF.	ADJ CONF.
Average RPI Loss:	95	RECORD	PCT. RANK	GAMES	SCHEDULE	OF SCHEDULE	RPI	RPI	RPI	RPI
DIV. I ONLY	14- 6	71	8- 2	231	153	130	130	18	18	
DIV. I NON-CONF.	6- 4	125	0- 1	107	101	119	119	19	19	
TOTALS	RPI 1-25	RPI 26-50	W-L RECORDS	RPI 51-100	RPI 101-150	RPI 150+				
14- 6	0- 1	0- 1	OVERALL	1- 1	0- 1	13- 2				
8- 3	0- 0	0- 0	HOME	0- 1	0- 0	8- 2				
4- 2	0- 1	0- 0	AWAY	0- 0	0- 1	4- 0				
2- 1	0- 0	0- 1	NEUTRAL	1- 0	0- 0	1- 0				
6- 4	0- 1	0- 1	NON-CONFERENCE	1- 1	0- 1	5- 0				
4- 1	0- 0	0- 0	HOME	0- 1	0- 0	4- 0				
0- 2	0- 1	0- 0	AWAY	0- 0	0- 1	0- 0				
2- 1	0- 0	0- 1	NEUTRAL	1- 0	0- 0	1- 0				
8- 2	0- 0	0- 0	CONFERENCE	0- 0	0- 0	8- 2				
4- 2	0- 0	0- 0	HOME	0- 0	0- 0	4- 2				
4- 0	0- 0	0- 0	AWAY	0- 0	0- 0	4- 0				
0- 0	0- 0	0- 0	NEUTRAL	0- 0	0- 0	0- 0				

RPI 1-25				RPI 26-50				RPI 51-100				RPI 101+				Team's RPI: 130
RPI	S	Opponent	Score	RPI	S	Opponent	Score	RPI	S	Opponent	Score	RPI	S	Opponent	Score	
7	A	Oregon St.	44 69	39	N	Duke	68 74	59	H	Abilene Christian	59 71	127	A	Texas Tech	62 78	
								93	N	Iowa St.	97 65	151	H	North Dakota	92 65	
												162	H	Montana St.	59 62	
												166	N	Texas St.	75 55	
												178	H	Eastern Wash.	66 74	
												179	H	Northern Colo.	66 56	
												213	A	Sacramento St.	98 88	
												217	H	Montana	78 61	
												236	H	Seattle	64 60	
												246	H	Wyoming	61 57	
												260	A	Northern Ariz.	72 51	
												262	H	UC Santa Barbara	64 42	
												283	H	CSUN	106 50	
												318	A	Portland St.	94 65	
												328	A	Southern Utah	62 51	
												328	H	Southern Utah	93 48	
LAST 12 Division I GAMES:																
328	H	Southern Utah	93 48	260	A	Northern Ariz.	72 51									
318	A	Portland St.	94 65	178	H	Eastern Wash.	66 74									
213	A	Sacramento St.	98 88	179	H	Northern Colo.	66 56									
162	H	Montana St.	59 62	151	H	North Dakota	92 65									
217	H	Montana	78 61	59	H	Abilene Christian	59 71									
328	A	Southern Utah	62 51	7	A	Oregon St.	44 69									

Non-Div I Games: Carroll (MT) 75 47 Northwest Chrst. 71 48

Idaho

Loss, Non-Conf, S Site, H Home A Away N Neutral

Average RPI Win:	224	WON-LOST	WINNING	LAST 10	STRENGTH OF	OPP. STRENGTH	TEAM	ADJ.	CONF.	ADJ CONF.
Average RPI Loss:	138	RECORD	PCT. RANK	GAMES	SCHEDULE	OF SCHEDULE	RPI	RPI	RPI	RPI
DIV. I ONLY	8- 10	201	0- 1	182	148	177	177	18	18	
DIV. I NON-CONF.	5- 4	138	0- 1	37	114	51	51	19	19	
TOTALS	RPI 1-25	RPI 26-50	W-L RECORDS	RPI 51-100	RPI 101-150	RPI 150+				
8- 10	0- 1	0- 1	OVERALL	0- 1	1- 1	7- 6				
3- 3	0- 0	0- 0	HOME	0- 0	0- 0	3- 3				
4- 7	0- 1	0- 1	AWAY	0- 1	1- 1	3- 3				
1- 0	0- 0	0- 0	NEUTRAL	0- 0	0- 0	1- 0				
5- 4	0- 1	0- 1	NON-CONFERENCE	0- 1	1- 1	4- 0				
2- 0	0- 0	0- 0	HOME	0- 0	0- 0	2- 0				
2- 4	0- 1	0- 1	AWAY	0- 1	1- 1	1- 0				
1- 0	0- 0	0- 0	NEUTRAL	0- 0	0- 0	1- 0				
3- 6	0- 0	0- 0	CONFERENCE	0- 0	0- 0	3- 6				
1- 3	0- 0	0- 0	HOME	0- 0	0- 0	1- 3				
2- 3	0- 0	0- 0	AWAY	0- 0	0- 0	2- 3				
0- 0	0- 0	0- 0	NEUTRAL	0- 0	0- 0	0- 0				

RPI 1-25				RPI 26-50				RPI 51-100				RPI 101+ Team's RPI: 177			
RPI	S	Opponent	Score	RPI	S	Opponent	Score	RPI	S	Opponent	Score	RPI	S	Opponent	Score
16	A	Michigan St.	60 79	34	A	UTEP	54 67	78	A	Northwestern	36 72	113	A	Boise St.	80 77
												127	A	Texas Tech	64 79
												151	A	North Dakota	42 45
												151	H	North Dakota	57 60
												174	A	Weber St.	58 57
												174	H	Weber St.	46 61
												179	A	Northern Colo.	47 48
												180	N	Southeast Mo. St.	65 64
												213	H	Sacramento St.	59 68
												221	A	Utah Valley	56 47
												225	H	Utah St.	81 67
												236	H	Seattle	83 67
												260	A	Northern Ariz.	62 63
												318	H	Portland St.	71 70
												328	A	Southern Utah	71 67
LAST 12 Division I GAMES:															
				34	A	UTEP	54 67					213	H	Sacramento St.	59 68
				151	H	North Dakota	57 60					151	A	North Dakota	42 45
				260	A	Northern Ariz.	62 63					179	A	Northern Colo.	47 48
				328	A	Southern Utah	71 67					174	H	Weber St.	46 61
				174	A	Weber St.	58 57					221	A	Utah Valley	56 47
				318	H	Portland St.	71 70					113	A	Boise St.	80 77

Non-Div I Games: Colo. Christian 82 56 Montana Tech 82 55

Idaho St.

■ Loss,
 ■ Non-Conf,
 ■ S Site,
 ■ Home
 ■ A Away
 N Neutral

Average RPI Win:	277	WON-LOST	WINNING	LAST 10	STRENGTH OF	OPP. STRENGTH	TEAM	ADJ.	CONF.	ADJ CONF.
Average RPI Loss:	124	RECORD	PCT. RANK	GAMES	SCHEDULE	OF SCHEDULE	RPI	RPI	RPI	RPI
DIV. I ONLY	11- 10	161	2- 8	287	200	214	214	14	14	
DIV. I NON-CONF.	9- 2	37	2- 0	341	273	171	171	15	15	
TOTALS	RPI 1-25	RPI 26-50	W-L RECORDS	RPI 51-100	RPI 101-150	RPI 150+				
11- 10	0- 1	0- 1	OVERALL	1- 0	0- 5	10- 3				
5- 5	0- 0	0- 0	HOME	1- 0	0- 3	4- 2				
6- 5	0- 1	0- 1	AWAY	0- 0	0- 2	6- 1				
0- 0	0- 0	0- 0	NEUTRAL	0- 0	0- 0	0- 0				
9- 2	0- 0	0- 1	NON-CONFERENCE	1- 0	0- 1	8- 0				
4- 1	0- 0	0- 0	HOME	1- 0	0- 1	3- 0				
5- 1	0- 0	0- 1	AWAY	0- 0	0- 0	5- 0				
0- 0	0- 0	0- 0	NEUTRAL	0- 0	0- 0	0- 0				
2- 8	0- 1	0- 0	CONFERENCE	0- 0	0- 4	2- 3				
1- 4	0- 0	0- 0	HOME	0- 0	0- 2	1- 2				
1- 4	0- 1	0- 0	AWAY	0- 0	0- 2	1- 1				
0- 0	0- 0	0- 0	NEUTRAL	0- 0	0- 0	0- 0				

RPI 1-25				RPI 26-50				RPI 51-100				RPI 101+ Team's RPI: 214			
RPI	S	Opponent	Score	RPI	S	Opponent	Score	RPI	S	Opponent	Score	RPI	S	Opponent	Score
23	A	Green Bay	22 64	36	A	Purdue	51 62	83	H	Central Mich.	66 63	104	A	Wright St.	62 73
												105	H	Youngstown St.	64 69
												108	H	Toledo	51 60
												149	A	Northern Ky.	53 55
												149	H	Northern Ky.	61 72
												182	H	Detroit	80 89
												190	A	Milwaukee	53 54
												194	H	Oakland	76 78
												201	A	Valparaiso	54 50
												228	A	Western Ill.	78 70
												298	A	Denver	56 46
												304	A	Bradley	66 56
												306	H	Cleveland St.	80 62
												309	A	Illinois St.	74 65
												319	H	Nevada	70 55
												320	H	Howard	75 48
												336	A	Chicago St.	51 47
												342	H	Eastern Ill.	66 54
LAST 12 Division I GAMES:															
149	H	Northern Ky.	61 72	182	H	Detroit	80 89								
201	A	Valparaiso	54 50	194	H	Oakland	76 78								
306	H	Cleveland St.	80 62	149	A	Northern Ky.	53 55								
105	H	Youngstown St.	64 69	104	A	Wright St.	62 73								
23	A	Green Bay	22 64	342	H	Eastern Ill.	66 54								
190	A	Milwaukee	53 54	319	H	Nevada	70 55								

Non-Div I Games:

Ill.-Chicago

Average RPI Win:	164	WON-LOST	WINNING	LAST 10	STRENGTH OF	OPP. STRENGTH	TEAM	ADJ.	CONF.	ADJ CONF.
Average RPI Loss:	66	RECORD	PCT. RANK	GAMES	SCHEDULE	OF SCHEDULE	RPI	RPI	RPI	RPI
DIV. I ONLY	8- 14	245	1- 9	14	82	152	152	4	4	
DIV. I NON-CONF.	7- 4	110	0- 1	14	241	82	82	4	4	
TOTALS	RPI 1-25	RPI 26-50	W-L RECORDS	RPI 51-100	RPI 101-150	RPI 150+				
8- 14	0- 2	1- 5	OVERALL	2- 5	1- 2	4- 0				
8- 7	0- 2	1- 1	HOME	2- 3	1- 1	4- 0				
0- 7	0- 0	0- 4	AWAY	0- 2	0- 1	0- 0				
0- 0	0- 0	0- 0	NEUTRAL	0- 0	0- 0	0- 0				
7- 4	0- 0	1- 2	NON-CONFERENCE	2- 1	1- 1	3- 0				
7- 2	0- 0	1- 1	HOME	2- 1	1- 0	3- 0				
0- 2	0- 0	0- 1	AWAY	0- 0	0- 1	0- 0				
0- 0	0- 0	0- 0	NEUTRAL	0- 0	0- 0	0- 0				
1- 10	0- 2	0- 3	CONFERENCE	0- 4	0- 1	1- 0				
1- 5	0- 2	0- 0	HOME	0- 2	0- 1	1- 0				
0- 5	0- 0	0- 3	AWAY	0- 2	0- 0	0- 0				
0- 0	0- 0	0- 0	NEUTRAL	0- 0	0- 0	0- 0				

RPI 1-25				RPI 26-50				RPI 51-100				RPI 101+ Team's RPI: 152			
RPI	S	Opponent	Score	RPI	S	Opponent	Score	RPI	S	Opponent	Score	RPI	S	Opponent	Score
6	H	Ohio St.	70 80	32	H	Ohio	62 53	64	A	Nebraska	57 73	125	A	Memphis	75 81
11	H	Maryland	63 79	36	A	Purdue	65 69	78	H	Northwestern	59 69	137	H	Penn St.	56 65
				37	H	George Washington	57 70	83	H	Central Mich.	74 69	147	H	Southern Ill.	78 64
				43	A	Miami (FL)	64 73	86	H	South Dakota	76 85	158	H	Wisconsin	71 65
				48	A	Rutgers	54 67	97	H	UT Martin	94 74	210	H	Lehigh	76 67
				49	A	Indiana	66 68	100	A	Minnesota	77 82	248	H	Tennessee St.	98 43
								100	H	Minnesota	75 106	336	H	Chicago St.	67 36
LAST 12 Division I GAMES:															
78	H	Northwestern	59 69	48	A	Rutgers	54 67								
6	H	Ohio St.	70 80	64	A	Nebraska	57 73								
100	A	Minnesota	77 82	100	H	Minnesota	75 106								
137	H	Penn St.	56 65	36	A	Purdue	65 69								
49	A	Indiana	66 68	11	H	Maryland	63 79								
158	H	Wisconsin	71 65	37	H	George Washington	57 70								

Non-Div I Games:

Illinois

■ Loss,
■ Non-Conf,
■ S Site,
■ H Home
■ A Away
N Neutral

Average RPI Win:	298	WON-LOST	WINNING	LAST 10	STRENGTH OF	OPP. STRENGTH	TEAM	ADJ.	CONF.	ADJ CONF.
Average RPI Loss:	171	RECORD	PCT. RANK	GAMES	SCHEDULE	OF SCHEDULE	RPI	RPI	RPI	RPI
DIV. I ONLY	6- 15	276	4- 6	290	233	309	309	21	21	
DIV. I NON-CONF.	2- 9	296	1- 1	288	278	341	341	17	17	
TOTALS	RPI 1-25	RPI 26-50	W-L RECORDS	RPI 51-100	RPI 101-150	RPI 150+				
6- 15	0- 1	0- 0	OVERALL	0- 1	0- 6	6- 7				
5- 5	0- 0	0- 0	HOME	0- 1	0- 2	5- 2				
1- 8	0- 1	0- 0	AWAY	0- 0	0- 4	1- 3				
0- 2	0- 0	0- 0	NEUTRAL	0- 0	0- 0	0- 2				
2- 9	0- 1	0- 0	NON-CONFERENCE	0- 0	0- 2	2- 6				
2- 3	0- 0	0- 0	HOME	0- 0	0- 1	2- 2				
0- 4	0- 1	0- 0	AWAY	0- 0	0- 1	0- 2				
0- 2	0- 0	0- 0	NEUTRAL	0- 0	0- 0	0- 2				
4- 6	0- 0	0- 0	CONFERENCE	0- 1	0- 4	4- 1				
3- 2	0- 0	0- 0	HOME	0- 1	0- 1	3- 0				
1- 4	0- 0	0- 0	AWAY	0- 0	0- 3	1- 1				
0- 0	0- 0	0- 0	NEUTRAL	0- 0	0- 0	0- 0				

RPI S	Opponent	Score	RPI S	Opponent	Score	RPI S	Opponent	Score	RPI S	Opponent	Score	Team's RPI: 309
22	A DePaul	41 89				92	H Missouri St.	51 73	106	A Drake	41 76	
									107	A Yale	47 60	
									121	A UNI	51 65	
									143	H SIUE	57 65	
									146	H Loyola Chicago	41 57	
									147	A Southern Ill.	71 76	
									214	H Ill.-Chicago	65 74	
									228	H Western Ill.	64 79	
									231	A UTSA	51 77	
									234	A Bowling Green	52 70	
									254	A Indiana St.	56 63	
									254	H Indiana St.	73 62	
									261	N Omaha	56 60	
									264	N Northern Ill.	59 68	
									284	H Wichita St.	70 49	
									292	H Murray St.	81 76	
									304	H Bradley	54 49	
									317	A Evansville	64 57	
									336	H Chicago St.	57 53	
LAST 12 Division I GAMES:												
254	H	Indiana St.	73	62	121	A	UNI	51	65			
147	A	Southern Ill.	71	76	254	A	Indiana St.	56	63			
317	A	Evansville	64	57	284	H	Wichita St.	70	49			
146	H	Loyola Chicago	41	57	92	H	Missouri St.	51	73			
304	H	Bradley	54	49	228	H	Western Ill.	64	79			
106	A	Drake	41	76	336	H	Chicago St.	57	53			

Non-Div I Games:

Illinois St.

■ Loss,
■ Non-Conf,
■ S Site,
■ H Home
■ A Away
N Neutral

Average RPI Win:	263	WON-LOST	WINNING	LAST 10	STRENGTH OF	OPP. STRENGTH	TEAM	ADJ.	CONF.	ADJ CONF.
Average RPI Loss:	195	RECORD	PCT. RANK	GAMES	SCHEDULE	OF SCHEDULE	RPI	RPI	RPI	RPI
DIV. I ONLY	3- 13	317	3- 7	282	278	316	316	27	27	
DIV. I NON-CONF.	0- 7	338	0- 3	148	164	323	323	26	26	
TOTALS	RPI 1-25	RPI 26-50	W-L RECORDS	RPI 51-100	RPI 101-150	RPI 150+				
3- 13	0- 0	0- 1	OVERALL	0- 2	0- 1	3- 9				
0- 8	0- 0	0- 0	HOME	0- 1	0- 0	0- 7				
3- 5	0- 0	0- 1	AWAY	0- 1	0- 1	3- 2				
0- 0	0- 0	0- 0	NEUTRAL	0- 0	0- 0	0- 0				
0- 7	0- 0	0- 1	NON-CONFERENCE	0- 1	0- 1	0- 4				
0- 3	0- 0	0- 0	HOME	0- 0	0- 0	0- 3				
0- 4	0- 0	0- 1	AWAY	0- 1	0- 1	0- 1				
0- 0	0- 0	0- 0	NEUTRAL	0- 0	0- 0	0- 0				
3- 6	0- 0	0- 0	CONFERENCE	0- 1	0- 0	3- 5				
0- 5	0- 0	0- 0	HOME	0- 1	0- 0	0- 4				
3- 1	0- 0	0- 0	AWAY	0- 0	0- 0	3- 1				
0- 0	0- 0	0- 0	NEUTRAL	0- 0	0- 0	0- 0				

RPI 1-25				RPI 26-50				RPI 51-100				RPI 101+				Team's RPI: 316	
RPI	S	Opponent	Score	RPI	S	Opponent	Score	RPI	S	Opponent	Score	RPI	S	Opponent	Score		
				36	A	Purdue	27 95	59	H	Abilene Christian	71 86	127	A	Texas Tech	55 70		
								60	A	Colorado St.	37 60	154	A	McNeese St.	68 55		
												176	H	Northwestern St.	48 53		
												197	H	North Texas	55 62		
												198	A	UTRGV	47 60		
												198	H	UTRGV	50 68		
												241	H	Houston	51 67		
												242	H	Sam Houston St.	60 65		
												314	A	Southeastern La.	70 66		
												322	A	Nicholls St.	63 61		
												322	H	Nicholls St.	64 66		
												333	H	A&M-Corpus Christi	56 57		
												340	A	New Orleans	49 55		
LAST 12 Division I GAMES:																	
				322	A	Nicholls St.	63 61	176	H	Northwestern St.	48 53						
				322	H	Nicholls St.	64 66	340	A	New Orleans	49 55						
				333	H	A&M-Corpus Christi	56 57	242	H	Sam Houston St.	60 65						
				59	H	Abilene Christian	71 86	197	H	North Texas	55 62						
				154	A	McNeese St.	68 55	198	A	UTRGV	47 60						
				314	A	Southeastern La.	70 66	127	A	Texas Tech	55 70						

Non-Div I Games: LSU-Alexandria 96 59 Howard Payne 78 65 Sul Ross St. 54 35 Trinity (TX) 55 61 Incarnate Word

Indiana

Through Games Of Feb. 5, 2016

Average RPI Win:	133	WON-LOST	WINNING	LAST 10	STRENGTH OF	OPP. STRENGTH	TEAM	ADJ.	CONF.	ADJ CONF.
Average RPI Loss:	50	RECORD	PCT. RANK	GAMES	SCHEDULE	OF SCHEDULE	RPI	RPI	RPI	RPI
DIV. I ONLY	14- 9	109	6- 4	34	17	49	49	4	4	
DIV. I NON-CONF.	8- 4	100	1- 0	74	59	70	70	4	4	
TOTALS	RPI 1-25	RPI 26-50	W-L RECORDS	RPI 51-100	RPI 101-150	RPI 150+				
14- 9	1- 3	2- 4	OVERALL	4- 1	2- 0	5- 1				
10- 0	1- 0	2- 0	HOME	3- 0	2- 0	2- 0				
3- 6	0- 3	0- 1	AWAY	1- 1	0- 0	2- 1				
1- 3	0- 0	0- 3	NEUTRAL	0- 0	0- 0	1- 0				
8- 4	0- 1	0- 3	NON-CONFERENCE	2- 0	2- 0	4- 0				
5- 0	0- 0	0- 0	HOME	2- 0	2- 0	1- 0				
2- 1	0- 1	0- 0	AWAY	0- 0	0- 0	2- 0				
1- 3	0- 0	0- 3	NEUTRAL	0- 0	0- 0	1- 0				
6- 5	1- 2	2- 1	CONFERENCE	2- 1	0- 0	1- 1				
5- 0	1- 0	2- 0	HOME	1- 0	0- 0	1- 0				
1- 5	0- 2	0- 1	AWAY	1- 1	0- 0	0- 1				
0- 0	0- 0	0- 0	NEUTRAL	0- 0	0- 0	0- 0				

RPI 1-25				RPI 26-50				Team's RPI: 49	RPI 51-100				RPI 101+			
RPI	S	Opponent	Score	RPI	S	Opponent	Score		RPI	S	Opponent	Score	RPI	S	Opponent	Score
6	A	Ohio St.	70 97	32	N	Ohio	56 63		57	H	Chattanooga	54 43	107	H	Yale	76 60
11	A	Maryland	63 86	36	A	Purdue	53 63		73	H	Michigan	77 69	122	H	Samford	65 56
16	H	Michigan St.	81 65	38	N	West Virginia	64 75		78	A	Northwestern	91 84	152	H	Illinois	68 66
22	A	DePaul	69 84	43	N	Miami (FL)	75 89		79	H	Georgia Tech	69 60	158	A	Wisconsin	69 73
				45	H	Iowa	79 74		100	A	Minnesota	76 78	248	H	Tennessee St.	88 56
				48	H	Rutgers	64 48						253	N	Austin Peay	90 58
													254	A	Indiana St.	53 50
													332	A	IPFW	79 72
LAST 12 Division I GAMES:																
45	H	Iowa	79 74	16	H	Michigan St.	81 65									
11	A	Maryland	63 86	36	A	Purdue	53 63									
48	H	Rutgers	64 48	6	A	Ohio St.	70 97									
78	A	Northwestern	91 84	73	H	Michigan	77 69									
152	H	Illinois	68 66	158	A	Wisconsin	69 73									
100	A	Minnesota	76 78	107	H	Yale	76 60									

Non-Div I Games:

Indiana

■ Loss,
■ Non-Conf,
■ S Site,
■ H Home
■ A Away
N Neutral

Average RPI Win:	265	WON-LOST	WINNING	LAST 10	STRENGTH OF	OPP. STRENGTH	TEAM	ADJ.	CONF.	ADJ CONF.
Average RPI Loss:	148	RECORD	PCT. RANK	GAMES	SCHEDULE	OF SCHEDULE	RPI	RPI	RPI	RPI
DIV. I ONLY	9- 12	210	5- 5	280	208	254	254	21	21	
DIV. I NON-CONF.	4- 7	222	1- 1	258	218	252	252	17	17	
TOTALS	RPI 1-25	RPI 26-50	W-L RECORDS	RPI 51-100	RPI 101-150	RPI 150+				
9- 12	0- 0	0- 1	OVERALL	0- 3	1- 5	8- 3				
6- 4	0- 0	0- 1	HOME	0- 2	1- 0	5- 1				
3- 7	0- 0	0- 0	AWAY	0- 1	0- 5	3- 1				
0- 1	0- 0	0- 0	NEUTRAL	0- 0	0- 0	0- 1				
4- 7	0- 0	0- 1	NON-CONFERENCE	0- 2	0- 2	4- 2				
2- 3	0- 0	0- 1	HOME	0- 1	0- 0	2- 1				
2- 3	0- 0	0- 0	AWAY	0- 1	0- 2	2- 0				
0- 1	0- 0	0- 0	NEUTRAL	0- 0	0- 0	0- 1				
5- 5	0- 0	0- 0	CONFERENCE	0- 1	1- 3	4- 1				
4- 1	0- 0	0- 0	HOME	0- 1	1- 0	3- 0				
1- 4	0- 0	0- 0	AWAY	0- 0	0- 3	1- 1				
0- 0	0- 0	0- 0	NEUTRAL	0- 0	0- 0	0- 0				

RPI 1-25				RPI 26-50				RPI 51-100				RPI 101+				Team's RPI: 254	
RPI	S	Opponent	Score	RPI	S	Opponent	Score	RPI	S	Opponent	Score	RPI	S	Opponent	Score		
				49	H	Indiana	50 53	83	A	Central Mich.	65 85	106	A	Drake	55 80		
								85	H	Saint Louis	52 62	120	A	IUPUI	43 68		
								92	H	Missouri St.	51 59	121	A	UNI	42 53		
												146	H	Loyola Chicago	62 48		
												147	A	Southern Ill.	64 76		
												149	A	Northern Ky.	67 73		
												186	H	Butler	70 63		
												188	A	Tulsa	67 63		
												252	N	Stephen F. Austin	62 71		
												261	H	Omaha	50 51		
												284	H	Wichita St.	59 33		
												304	H	Bradley	59 37		
												307	A	UMKC	77 47		
												309	A	Illinois St.	62 73		
												309	H	Illinois St.	63 56		
												317	A	Evansville	59 44		
												342	H	Eastern Ill.	60 42		
LAST 12 Division I GAMES:																	
				309	A	Illinois St.	62 73	106	A	Drake	55 80						
				317	A	Evansville	59 44	309	H	Illinois St.	63 56						
				147	A	Southern Ill.	64 76	92	H	Missouri St.	51 59						
				304	H	Bradley	59 37	284	H	Wichita St.	59 33						
				146	H	Loyola Chicago	62 48	186	H	Butler	70 63						
				121	A	UNI	42 53	49	H	Indiana	50 53						

Non-Div I Games:

Indiana St.

Average RPI Win:	238	WON-LOST	WINNING	LAST 10	STRENGTH OF	OPP. STRENGTH	TEAM	ADJ.	CONF.	ADJ CONF.
Average RPI Loss:	106	RECORD	PCT. RANK	GAMES	SCHEDULE	OF SCHEDULE	RPI	RPI	RPI	RPI
DIV. I ONLY	15- 9	104	8- 2	205	155	119	119	23	23	
DIV. I NON-CONF.	4- 7	222	1- 0	82	21	151	151	24	24	
TOTALS	RPI 1-25	RPI 26-50	W-L RECORDS	RPI 51-100	RPI 101-150	RPI 150+				
15- 9	0- 1	0- 2	OVERALL	1- 1	0- 3	14- 2				
8- 1	0- 0	0- 0	HOME	0- 1	0- 0	8- 0				
6- 6	0- 0	0- 2	AWAY	1- 0	0- 2	5- 2				
1- 2	0- 1	0- 0	NEUTRAL	0- 0	0- 1	1- 0				
4- 7	0- 1	0- 2	NON-CONFERENCE	1- 1	0- 3	3- 0				
2- 1	0- 0	0- 0	HOME	0- 1	0- 0	2- 0				
1- 4	0- 0	0- 2	AWAY	1- 0	0- 2	0- 0				
1- 2	0- 1	0- 0	NEUTRAL	0- 0	0- 1	1- 0				
11- 2	0- 0	0- 0	CONFERENCE	0- 0	0- 0	11- 2				
6- 0	0- 0	0- 0	HOME	0- 0	0- 0	6- 0				
5- 2	0- 0	0- 0	AWAY	0- 0	0- 0	5- 2				
0- 0	0- 0	0- 0	NEUTRAL	0- 0	0- 0	0- 0				

RPI 1-25			RPI 26-50			RPI 51-100			RPI 101+ Team's RPI: 119		
RPI	S	Opponent	Score	RPI	S	Opponent	Score	RPI	S	Opponent	Score
25	N	Southern California	56 76	37	A	George Washington	65 70	88	A	Saint Joseph's	81 75
				48	A	Rutgers	33 58	95	H	VCU	58 74
LAST 12 Division I GAMES:											
291	H	Monmouth	68 56	175	A	Marist	61 62	107	N	Yale	48 63
202	A	Canisius	79 76	202	H	Canisius	79 56	110	A	Stony Brook	53 58
287	A	Niagara	73 52	175	H	Marist	69 49	116	A	North Carolina	52 64
291	A	Monmouth	64 49	331	A	Saint Peter's	65 51	153	H	ETSU	56 50
287	H	Niagara	73 46	237	H	Manhattan	67 56	175	A	Marist	61 62
237	A	Manhattan	56 63	153	H	ETSU	56 50	175	H	Marist	69 49
								197	H	North Texas	62 51
								202	A	Canisius	79 76
								202	H	Canisius	79 56
								224	A	Fairfield	56 46
								237	A	Manhattan	56 63
								237	H	Manhattan	67 56
								287	A	Niagara	73 52
								287	H	Niagara	73 46
								291	A	Monmouth	64 49
								291	H	Monmouth	68 56
								297	H	Rider	59 46
								315	N	Fairleigh Dickinson	77 54
								331	A	Saint Peter's	65 51

Non-Div I Games:

Iona

■ Loss,
 ■ Non-Conf, S Site,
 ■ Home
 ■ Away
 N Neutral

Average RPI Win:	138	WON-LOST	WINNING	LAST 10	STRENGTH OF	OPP. STRENGTH	TEAM	ADJ.	CONF.	ADJ CONF.
Average RPI Loss:	57	RECORD	PCT. RANK	GAMES	SCHEDULE	OF SCHEDULE	RPI	RPI	RPI	RPI
DIV. I ONLY	15- 8	93	4- 6	42	44	45	45	4	4	
DIV. I NON-CONF.	10- 2	33	1- 0	62	176	23	23	4	4	
TOTALS	RPI 1-25	RPI 26-50	W-L RECORDS	RPI 51-100	RPI 101-150	RPI 150+				
15- 8	0- 2	1- 3	OVERALL	5- 2	3- 1	6- 0				
8- 2	0- 1	1- 0	HOME	2- 0	1- 1	4- 0				
5- 5	0- 1	0- 2	AWAY	3- 2	1- 0	1- 0				
2- 1	0- 0	0- 1	NEUTRAL	0- 0	1- 0	1- 0				
10- 2	0- 0	0- 1	NON-CONFERENCE	2- 1	3- 0	5- 0				
6- 0	0- 0	0- 0	HOME	1- 0	1- 0	4- 0				
2- 1	0- 0	0- 0	AWAY	1- 1	1- 0	0- 0				
2- 1	0- 0	0- 1	NEUTRAL	0- 0	1- 0	1- 0				
5- 6	0- 2	1- 2	CONFERENCE	3- 1	0- 1	1- 0				
2- 2	0- 1	1- 0	HOME	1- 0	0- 1	0- 0				
3- 4	0- 1	0- 2	AWAY	2- 1	0- 0	1- 0				
0- 0	0- 0	0- 0	NEUTRAL	0- 0	0- 0	0- 0				

RPI S	Opponent	Score	RPI S	Opponent	Score	Team's RPI: 45	RPI S	Opponent	Score	RPI S	Opponent	Score	RPI S	Opponent	Score
11	H Maryland	56 76	36	A Purdue	73 90		64	A Nebraska	74 68	104	N Wright St.	83 77			
16	A Michigan St.	73 80	37	N George Washington	77 81		73	A Michigan	75 82	106	H Drake	89 76			
			48	H Rutgers	69 65		73	H Michigan	85 69	121	A UNI	80 65			
			49	A Indiana	74 79		78	A Northwestern	79 64	137	H Penn St.	69 82			
							87	A Virginia	85 73	151	H North Dakota	83 61			
							93	A Iowa St.	66 69	158	A Wisconsin	57 54			
							97	H UT Martin	62 56	204	H Robert Morris	69 50			
										228	H Western Ill.	96 81			
										241	N Houston	64 50			
										304	H Bradley	60 53			
LAST 12 Division I GAMES:															
49	A Indiana	74 79	158	A Wisconsin	57 54										
78	A Northwestern	79 64	11	H Maryland	56 76										
73	H Michigan	85 69	73	A Michigan	75 82										
36	A Purdue	73 90	48	H Rutgers	69 65										
137	H Penn St.	69 82	64	A Nebraska	74 68										
16	A Michigan St.	73 80	106	H Drake	89 76										

Non-Div I Games:

Iowa

■ Loss,
 ■ Non-Conf, S Site,
 ■ Home
 ■ Away
 N Neutral

Average RPI Win: 171		WON-LOST	WINNING	LAST 10	STRENGTH OF	OPP. STRENGTH	TEAM	ADJ.	CONF.	ADJ CONF.
Average RPI Loss: 61		RECORD	PCT. RANK	GAMES	SCHEDULE	OF SCHEDULE	RPI	RPI	RPI	RPI
DIV. I ONLY		12- 9	133	4- 6	65	35	93	93	3	3
DIV. I NON-CONF.		8- 3	77	2- 0	205	117	108	108	3	3
<hr/>										
TOTALS	RPI 1-25		RPI 26-50		W-L RECORDS	RPI 51-100	RPI 101-150		RPI 150+	
12- 9	1- 3		2- 2		OVERALL	0- 1	1- 3		8- 0	
8- 3	1- 1		1- 1		HOME	0- 1	0- 0		6- 0	
3- 4	0- 2		1- 0		AWAY	0- 0	1- 2		1- 0	
1- 2	0- 0		0- 1		NEUTRAL	0- 0	0- 1		1- 0	
8- 3	0- 0		1- 1		NON-CONFERENCE	0- 0	1- 2		6- 0	
6- 0	0- 0		1- 0		HOME	0- 0	0- 0		5- 0	
1- 1	0- 0		0- 0		AWAY	0- 0	1- 1		0- 0	
1- 2	0- 0		0- 1		NEUTRAL	0- 0	0- 1		1- 0	
4- 6	1- 3		1- 1		CONFERENCE	0- 1	0- 1		2- 0	
2- 3	1- 1		0- 1		HOME	0- 1	0- 0		1- 0	
2- 3	0- 2		1- 0		AWAY	0- 0	0- 1		1- 0	
0- 0	0- 0		0- 0		NEUTRAL	0- 0	0- 0		0- 0	

RPI 1-25				RPI 26-50				RPI 51-100				Team's RPI: 93	RPI 101+			
RPI	S	Opponent	Score	RPI	S	Opponent	Score	RPI	S	Opponent	Score		RPI	S	Opponent	Score
3	H	Baylor	61 77	31	H	Oklahoma	71 77	91	H	TCU	62 72		106	A	Drake	70 74
8	A	Texas	54 75	39	N	Duke	48 86						121	A	UNI	84 75
15	A	Oklahoma St.	76 79	45	H	Iowa	69 66						127	A	Texas Tech	66 69
15	H	Oklahoma St.	49 42	47	A	Kansas St.	84 79						130	N	Idaho	65 97
													155	H	Hampton	95 59
													166	N	Texas St.	83 61
													183	H	Southern U.	86 46
													200	A	Kansas	63 53
													200	H	Kansas	65 49
													260	H	Northern Ariz.	79 63
													327	H	Alcorn	91 41
													334	H	Ark.-Pine Bluff	70 41
<hr/>																
LAST 12 Division I GAMES:																
200	A	Kansas	63 53	200	H	Kansas	65 49									
31	H	Oklahoma	71 77	8	A	Texas	54 75									
91	H	TCU	62 72	15	H	Oklahoma St.	49 42									
3	H	Baylor	61 77	47	A	Kansas St.	84 79									
15	A	Oklahoma St.	76 79	260	H	Northern Ariz.	79 63									
127	A	Texas Tech	66 69	327	H	Alcorn	91 41									

Non-Div I Games:

Iowa St.

Average RPI Win:	320	WON-LOST	WINNING	LAST 10	STRENGTH OF	OPP. STRENGTH	TEAM	ADJ.	CONF.	ADJ CONF.
Average RPI Loss:	221	RECORD	PCT. RANK	GAMES	SCHEDULE	OF SCHEDULE	RPI	RPI	RPI	RPI
DIV. I ONLY	7- 10	225	5- 5	347	332	325	325	32	32	
DIV. I NON-CONF.	3- 5	218	2- 1	340	238	313	313	31	31	
TOTALS	RPI 1-25	RPI 26-50	W-L RECORDS	RPI 51-100	RPI 101-150	RPI 150+				
7- 10	0- 1	0- 0	OVERALL	0- 1	0- 0	7- 8				
4- 4	0- 0	0- 0	HOME	0- 0	0- 0	4- 4				
3- 6	0- 1	0- 0	AWAY	0- 1	0- 0	3- 4				
0- 0	0- 0	0- 0	NEUTRAL	0- 0	0- 0	0- 0				
3- 5	0- 1	0- 0	NON-CONFERENCE	0- 1	0- 0	3- 3				
2- 1	0- 0	0- 0	HOME	0- 0	0- 0	2- 1				
1- 4	0- 1	0- 0	AWAY	0- 1	0- 0	1- 2				
0- 0	0- 0	0- 0	NEUTRAL	0- 0	0- 0	0- 0				
4- 5	0- 0	0- 0	CONFERENCE	0- 0	0- 0	4- 5				
2- 3	0- 0	0- 0	HOME	0- 0	0- 0	2- 3				
2- 2	0- 0	0- 0	AWAY	0- 0	0- 0	2- 2				
0- 0	0- 0	0- 0	NEUTRAL	0- 0	0- 0	0- 0				

RPI 1-25				RPI 26-50				RPI 51-100				RPI 101+ Team's RPI: 325			
RPI	S	Opponent	Score	RPI	S	Opponent	Score	RPI	S	Opponent	Score	RPI	S	Opponent	Score
17	A	Kentucky	24 92					81	A	Tulane	49 92	176	A	Northwestern St.	54 59
												183	A	Southern U.	57 84
												220	H	Grambling	58 79
												256	H	Texas Southern	36 62
												269	H	Prairie View	52 62
												280	H	Jacksonville St.	71 65
												294	H	Alabama St.	70 69
												314	A	Southeastern La.	79 72
												327	A	Alcorn	73 66
												334	A	Ark.-Pine Bluff	66 71
												335	H	Lipscomb	53 52
												336	H	Chicago St.	59 76
												340	A	New Orleans	68 85
												344	H	Alabama A&M	59 58
												347	A	Mississippi Val.	72 46
LAST 12 Division I GAMES:															
334	A	Ark.-Pine Bluff	66 71	327	A	Alcorn	73 66								
347	A	Mississippi Val.	72 46	344	H	Alabama A&M	59 58								
220	H	Grambling	58 79	294	H	Alabama St.	70 69								
269	H	Prairie View	52 62	335	H	Lipscomb	53 52								
256	H	Texas Southern	36 62	176	A	Northwestern St.	54 59								
183	A	Southern U.	57 84	314	A	Southeastern La.	79 72								

Non-Div I Games: Fisk 78 58 Blue Mountain 74 52 Mobile 100 57

Jackson St.

Loss, Non-Conf, S Site, H Home A Away N Neutral

Jacksonville

Through Games Of Feb. 5, 2016

Average RPI Win:	285	WON-LOST	WINNING	LAST 10	STRENGTH OF	OPP. STRENGTH	TEAM	ADJ.	CONF.	ADJ CONF.
Average RPI Loss:	116	RECORD	PCT. RANK	GAMES	SCHEDULE	OF SCHEDULE	RPI	RPI	RPI	RPI
DIV. I ONLY	12- 8	115	8- 2	299	245	163	163	28	28	
DIV. I NON-CONF.	6- 7	176	3- 2	270	219	206	206	27	27	
TOTALS	RPI 1-25	RPI 26-50	W-L RECORDS	RPI 51-100	RPI 101-150	RPI 150+				
12- 8	0- 1	0- 2	OVERALL	0- 1	0- 1	12- 3				
7- 0	0- 0	0- 0	HOME	0- 0	0- 0	7- 0				
4- 7	0- 0	0- 2	AWAY	0- 0	0- 0	4- 1				
1- 1	0- 0	0- 0	NEUTRAL	0- 0	0- 0	1- 1				
6- 7	0- 1	0- 2	NON-CONFERENCE	0- 0	0- 1	6- 3				
4- 0	0- 0	0- 0	HOME	0- 0	0- 0	4- 0				
1- 6	0- 1	0- 2	AWAY	0- 0	0- 1	1- 2				
1- 1	0- 0	0- 0	NEUTRAL	0- 0	0- 0	1- 1				
6- 1	0- 0	0- 0	CONFERENCE	0- 1	0- 0	6- 0				
3- 0	0- 0	0- 0	HOME	0- 0	0- 0	3- 0				
3- 1	0- 0	0- 0	AWAY	0- 1	0- 0	3- 0				
0- 0	0- 0	0- 0	NEUTRAL	0- 0	0- 0	0- 0				

RPI S	Opponent	Score	RPI S	Opponent	Score	RPI S	Opponent	Score	RPI S	Opponent	Score	Team's RPI: 163
12	A Florida St.	60 77	28	A Syracuse	49 65	67	A FGCU	39 58	132	A Wake Forest	51 57	
			40	A South Fla.	52 74				159	A Texas-Arlington	54 56	
									199	H Stetson	69 49	
									232	A USC Upstate	49 43	
									234	N Bowling Green	69 72	
									255	A UNCW	49 51	
									258	A Bethune-Cookman	63 53	
									266	N Dartmouth	51 44	
									286	H Kennesaw St.	78 63	
									292	H Murray St.	79 54	
									296	H Savannah St.	65 52	
									303	A North Florida	73 39	
									310	H FIU	80 44	
									311	H South Carolina St.	79 47	
									335	H Lipscomb	81 51	
									337	A NJIT	65 36	
LAST 12 Division I GAMES:												
67	A FGCU	39 58	303	A North Florida	73 39							
199	H Stetson	69 49	296	H Savannah St.	65 52							
337	A NJIT	65 36	311	H South Carolina St.	79 47							
232	A USC Upstate	49 43	12	A Florida St.	60 77							
286	H Kennesaw St.	78 63	28	A Syracuse	49 65							
335	H Lipscomb	81 51	292	H Murray St.	79 54							

Non-Div I Games: Edward Waters 90 51 Thomas (GA) 88 50

Jacksonville

Loss, Non-Conf, S Site, H Home A Away N Neutral

Average RPI Win: 291		WON-LOST	WINNING	LAST 10	STRENGTH OF	OPP. STRENGTH	TEAM	ADJ.	CONF.	ADJ CONF.
Average RPI Loss: 186		RECORD	PCT. RANK	GAMES	SCHEDULE	OF SCHEDULE	RPI	RPI	RPI	RPI
DIV. I ONLY		8- 13	240	4- 6	321	298	280	280	24	24
DIV. I NON-CONF.		4- 7	222	1- 1	311	327	288	288	23	23
TOTALS		RPI 1-25	RPI 26-50	W-L RECORDS	RPI 51-100	RPI 101-150	RPI 150+			
8- 13	0- 0		0- 1	OVERALL	0- 1	0- 5	8- 6			
5- 4	0- 0		0- 0	HOME	0- 1	0- 3	5- 0			
3- 9	0- 0		0- 1	AWAY	0- 0	0- 2	3- 6			
0- 0	0- 0		0- 0	NEUTRAL	0- 0	0- 0	0- 0			
4- 7	0- 0		0- 1	NON-CONFERENCE	0- 0	0- 3	4- 3			
3- 1	0- 0		0- 0	HOME	0- 0	0- 1	3- 0			
1- 6	0- 0		0- 1	AWAY	0- 0	0- 2	1- 3			
0- 0	0- 0		0- 0	NEUTRAL	0- 0	0- 0	0- 0			
4- 6	0- 0		0- 0	CONFERENCE	0- 1	0- 2	4- 3			
2- 3	0- 0		0- 0	HOME	0- 1	0- 2	2- 0			
2- 3	0- 0		0- 0	AWAY	0- 0	0- 0	2- 3			
0- 0	0- 0		0- 0	NEUTRAL	0- 0	0- 0	0- 0			

RPI 1-25				RPI 26-50				RPI 51-100				RPI 101+ Team's RPI: 280			
RPI	S	Opponent	Score	RPI	S	Opponent	Score	RPI	S	Opponent	Score	RPI	S	Opponent	Score
				36	A	Purdue	48 67	97	H	UT Martin	53 63	122	H	Samford	39 50
												123	H	Belmont	32 44
												125	A	Memphis	55 70
												129	A	Mercer	39 46
												143	H	SIUE	57 62
												180	A	Southeast Mo. St.	47 61
												211	A	Eastern Ky.	56 54
												248	H	Tennessee St.	69 55
												253	A	Austin Peay	59 61
												279	A	Ga. Southern	56 60
												286	H	Kennesaw St.	61 52
												289	A	Morehead St.	63 67
												292	A	Murray St.	74 71
												296	H	Savannah St.	50 35
												312	A	Wofford	54 66
												322	A	Nicholls St.	63 49
												325	A	Jackson St.	65 71
												327	H	Alcorn	67 65
												342	H	Eastern Ill.	60 52
LAST 12 Division I GAMES:															
				248	H	Tennessee St.	69 55	292	A	Murray St.	74 71				
				211	A	Eastern Ky.	56 54	253	A	Austin Peay	59 61				
				289	A	Morehead St.	63 67	342	H	Eastern Ill.	60 52				
				123	H	Belmont	32 44	143	H	SIUE	57 62				
				97	H	UT Martin	53 63	129	A	Mercer	39 46				
				180	A	Southeast Mo. St.	47 61	322	A	Nicholls St.	63 49				

Non-Div I Games:	Tuskegee	74	47
------------------	----------	----	----

Jacksonville St.

Loss, Non-Conf, S Site, H Home A Away N Neutral

Average RPI Win:	185	WON-LOST	WINNING	LAST 10	STRENGTH OF	OPP. STRENGTH	TEAM	ADJ.	CONF.	ADJ CONF.
Average RPI Loss:	55	RECORD	PCT. RANK	GAMES	SCHEDULE	OF SCHEDULE	RPI	RPI	RPI	RPI
DIV. I ONLY	15- 5	48	9- 1	115	92	55	55	13	13	
DIV. I NON-CONF.	7- 4	110	1- 2	99	37	80	80	12	12	
TOTALS	RPI 1-25	RPI 26-50	W-L RECORDS	RPI 51-100	RPI 101-150	RPI 150+				
15- 5	0- 2	0- 2	OVERALL	3- 0	1- 0	11- 1				
10- 0	0- 0	0- 0	HOME	1- 0	1- 0	8- 0				
5- 3	0- 1	0- 1	AWAY	2- 0	0- 0	3- 1				
0- 2	0- 1	0- 1	NEUTRAL	0- 0	0- 0	0- 0				
7- 4	0- 2	0- 2	NON-CONFERENCE	0- 0	1- 0	6- 0				
5- 0	0- 0	0- 0	HOME	0- 0	1- 0	4- 0				
2- 2	0- 1	0- 1	AWAY	0- 0	0- 0	2- 0				
0- 2	0- 1	0- 1	NEUTRAL	0- 0	0- 0	0- 0				
8- 1	0- 0	0- 0	CONFERENCE	3- 0	0- 0	5- 1				
5- 0	0- 0	0- 0	HOME	1- 0	0- 0	4- 0				
3- 1	0- 0	0- 0	AWAY	2- 0	0- 0	1- 1				
0- 0	0- 0	0- 0	NEUTRAL	0- 0	0- 0	0- 0				

RPI 1-25				RPI 26-50				RPI 51-100				RPI 101+			
RPI	S	Opponent	Score	RPI	S	Opponent	Score	RPI	S	Opponent	Score	RPI	S	Opponent	Score
3	N	Baylor	63 77	33	A	St. Bonaventure	45 56	75	H	Drexel	67 56	103	H	Liberty	72 56
9	A	UCLA	61 90	38	N	West Virginia	62 69	77	A	Hofstra	71 54	155	A	Hampton	68 56
								80	A	Elon	81 76	169	H	Davidson	87 45
												187	H	Col. of Charleston	83 61
												189	H	Delaware	75 55
												191	A	William & Mary	59 65
												192	H	Northeastern	85 62
												208	A	Richmond	73 47
												244	H	Morgan St.	92 31
												249	H	American	74 45
												255	H	UNCW	60 40
												290	A	Towson	64 57
												301	H	Longwood	88 30
LAST 12 Division I GAMES:															
77	A	Hofstra	71 54	80	A	Elon	81 76								
255	H	UNCW	60 40	187	H	Col. of Charleston	83 61								
189	H	Delaware	75 55	191	A	William & Mary	59 65								
290	A	Towson	64 57	169	H	Davidson	87 45								
192	H	Northeastern	85 62	3	N	Baylor	63 77								
75	H	Drexel	67 56	38	N	West Virginia	62 69								

Non-Div I Games:

James Madison

■ Loss,
■ Non-Conf,
■ S Site,
■ H Home
■ A Away
N Neutral

Kansas

Through Games Of Feb. 5, 2016

Average RPI Win:	205	WON-LOST	WINNING	LAST 10	STRENGTH OF	OPP. STRENGTH	TEAM	ADJ.	CONF.	ADJ CONF.
Average RPI Loss:	78	RECORD	PCT. RANK	GAMES	SCHEDULE	OF SCHEDULE	RPI	RPI	RPI	RPI
DIV. I ONLY	5- 17	301	0- 10	27	60	200	200	3	3	
DIV. I NON-CONF.	5- 6	180	0- 1	195	203	238	238	3	3	
TOTALS	RPI 1-25	RPI 26-50	W-L RECORDS	RPI 51-100	RPI 101-150	RPI 150+				
5- 17	0- 4	0- 5	OVERALL	0- 4	2- 2	3- 2				
4- 10	0- 3	0- 3	HOME	0- 2	2- 0	2- 2				
0- 7	0- 1	0- 2	AWAY	0- 2	0- 2	0- 0				
1- 0	0- 0	0- 0	NEUTRAL	0- 0	0- 0	1- 0				
5- 6	0- 0	0- 1	NON-CONFERENCE	0- 2	2- 1	3- 2				
4- 4	0- 0	0- 1	HOME	0- 1	2- 0	2- 2				
0- 2	0- 0	0- 0	AWAY	0- 1	0- 1	0- 0				
1- 0	0- 0	0- 0	NEUTRAL	0- 0	0- 0	1- 0				
0- 11	0- 4	0- 4	CONFERENCE	0- 2	0- 1	0- 0				
0- 6	0- 3	0- 2	HOME	0- 1	0- 0	0- 0				
0- 5	0- 1	0- 2	AWAY	0- 1	0- 1	0- 0				
0- 0	0- 0	0- 0	NEUTRAL	0- 0	0- 0	0- 0				

RPI	S	Opponent	Score	RPI	S	Opponent	Score	RPI	S	Opponent	Score	RPI	S	Opponent	Score	Team's RPI: 200
3	H	Baylor	40 58	31	A	Oklahoma	44 67	63	H	Washington St.	53 66	112	H	Creighton	67 54	
8	A	Texas	46 70	38	A	West Virginia	35 72	93	A	Iowa St.	49 65	125	H	Memphis	72 63	
8	H	Texas	38 75	38	H	West Virginia	45 65	93	H	Iowa St.	53 63	127	A	Texas Tech	44 54	
15	H	Oklahoma St.	46 74	41	H	St. John's (NY)	71 86	99	A	Arizona	52 67	150	A	SMU	64 73	
				47	H	Kansas St.	46 59					160	H	Oral Roberts	63 70	
LAST 12 Division I GAMES:																
				93	H	Iowa St.	53 63	8	H	Texas	38 75					
				127	A	Texas Tech	44 54	93	A	Iowa St.	49 65					
				8	A	Texas	46 70	3	H	Baylor	40 58					
				15	H	Oklahoma St.	46 74	38	H	West Virginia	45 65					
				47	H	Kansas St.	46 59	31	A	Oklahoma	44 67					
				38	A	West Virginia	35 72	160	H	Oral Roberts	63 70					

Non-Div I Games:

Kansas

Loss, Non-Conf, S Site, H Home A Away N Neutral

Average RPI Win:	161	WON-LOST	WINNING	LAST 10	STRENGTH OF	OPP. STRENGTH	TEAM	ADJ.	CONF.	ADJ CONF.
Average RPI Loss:	38	RECORD	PCT. RANK	GAMES	SCHEDULE	OF SCHEDULE	RPI	RPI	RPI	RPI
DIV. I ONLY	14- 7	85	4- 6	20	67	47	47	3	3	
DIV. I NON-CONF.	10- 1	19	2- 0	77	222	15	15	3	3	
TOTALS	RPI 1-25	RPI 26-50	W-L RECORDS	RPI 51-100	RPI 101-150	RPI 150+				
14- 7	1- 3	0- 2	OVERALL	3- 2	2- 0	8- 0				
10- 3	1- 1	0- 1	HOME	3- 1	1- 0	5- 0				
4- 4	0- 2	0- 1	AWAY	0- 1	1- 0	3- 0				
0- 0	0- 0	0- 0	NEUTRAL	0- 0	0- 0	0- 0				
10- 1	0- 1	0- 0	NON-CONFERENCE	2- 0	1- 0	7- 0				
8- 0	0- 0	0- 0	HOME	2- 0	1- 0	5- 0				
2- 1	0- 1	0- 0	AWAY	0- 0	0- 0	2- 0				
0- 0	0- 0	0- 0	NEUTRAL	0- 0	0- 0	0- 0				
4- 6	1- 2	0- 2	CONFERENCE	1- 2	1- 0	1- 0				
2- 3	1- 1	0- 1	HOME	1- 1	0- 0	0- 0				
2- 3	0- 1	0- 1	AWAY	0- 1	1- 0	1- 0				
0- 0	0- 0	0- 0	NEUTRAL	0- 0	0- 0	0- 0				

RPI 1-25				RPI 26-50				Team's RPI: 47	RPI 51-100				RPI 101+			
RPI	S	Opponent	Score	RPI	S	Opponent	Score		RPI	S	Opponent	Score	RPI	S	Opponent	Score
3	A	Baylor	52 87	31	A	Oklahoma	58 68		59	H	Abilene Christian	76 45	127	A	Texas Tech	65 53
4	A	UConn	57 97	38	H	West Virginia	53 72		86	H	South Dakota	84 81	144	H	Fla. Atlantic	102 53
8	H	Texas	51 66						91	A	TCU	73 87	159	H	Texas-Arlington	61 41
15	H	Oklahoma St.	47 44						91	H	TCU	58 49	183	H	Southern U.	59 47
									93	H	Iowa St.	79 84	188	A	Tulsa	75 67
													198	H	UTRGV	61 43
													200	A	Kansas	59 46
													228	H	Western Ill.	84 45
													242	H	Sam Houston St.	78 50
													336	A	Chicago St.	63 54
LAST 12 Division I GAMES:																
3	A	Baylor	52 87	31	A	Oklahoma	58 68									
8	H	Texas	51 66	38	H	West Virginia	53 72									
127	A	Texas Tech	65 53	91	A	TCU	73 87									
200	A	Kansas	59 46	93	H	Iowa St.	79 84									
91	H	TCU	58 49	228	H	Western Ill.	84 45									
15	H	Oklahoma St.	47 44	242	H	Sam Houston St.	78 50									

Non-Div I Games:

Kansas St.

Average RPI Win:	296	WON-LOST	WINNING	LAST 10	STRENGTH OF	OPP. STRENGTH	TEAM	ADJ.	CONF.	ADJ CONF.
Average RPI Loss:	188	RECORD	PCT. RANK	GAMES	SCHEDULE	OF SCHEDULE	RPI	RPI	RPI	RPI
DIV. I ONLY	7- 14	256	3- 6	261	320	286	286	28	28	
DIV. I NON-CONF.	4- 10	253	0- 4	240	333	299	299	27	27	
TOTALS	RPI 1-25	RPI 26-50	W-L RECORDS	RPI 51-100	RPI 101-150	RPI 150+				
7- 14	0- 1	0- 1	OVERALL	0- 1	0- 2	7- 9				
6- 4	0- 0	0- 0	HOME	0- 1	0- 1	6- 2				
1- 10	0- 1	0- 1	AWAY	0- 0	0- 1	1- 7				
0- 0	0- 0	0- 0	NEUTRAL	0- 0	0- 0	0- 0				
4- 10	0- 1	0- 1	NON-CONFERENCE	0- 0	0- 2	4- 6				
4- 2	0- 0	0- 0	HOME	0- 0	0- 1	4- 1				
0- 8	0- 1	0- 1	AWAY	0- 0	0- 1	0- 5				
0- 0	0- 0	0- 0	NEUTRAL	0- 0	0- 0	0- 0				
3- 4	0- 0	0- 0	CONFERENCE	0- 1	0- 0	3- 3				
2- 2	0- 0	0- 0	HOME	0- 1	0- 0	2- 1				
1- 2	0- 0	0- 0	AWAY	0- 0	0- 0	1- 2				
0- 0	0- 0	0- 0	NEUTRAL	0- 0	0- 0	0- 0				

RPI S	Opponent	Score	RPI S	Opponent	Score	RPI S	Opponent	Score	RPI S	Opponent	Score	Team's RPI: 286
21	A Florida	57 84	26	A Georgia	34 89	67	H FGCU	47 78	129	H Mercer	61 72	
									141	A Xavier	59 62	
									163	A Jacksonville	63 78	
									199	H Stetson	54 57	
									203	H Presbyterian	49 47	
									216	A Gardner-Webb	56 70	
									232	A USC Upstate	57 66	
									251	H Georgia St.	62 66	
									253	H Austin Peay	73 65	
									280	A Jacksonville St.	52 61	
									289	A Morehead St.	77 83	
									299	H Western Caro.	65 53	
									302	A Florida A&M	67 69	
									303	A North Florida	70 55	
									312	A Wofford	59 70	
									335	H Lipscomb	55 54	
									337	H NJIT	64 48	
									340	H New Orleans	60 53	
LAST 12 Division I GAMES:												
232	A USC Upstate	57 66	335	H Lipscomb	55 54							
337	H NJIT	64 48	312	A Wofford	59 70							
67	H FGCU	47 78	141	A Xavier	59 62							
199	H Stetson	54 57	289	A Morehead St.	77 83							
163	A Jacksonville	63 78	216	A Gardner-Webb	56 70							
303	A North Florida	70 55	253	H Austin Peay	73 65							

Non-Div I Games: Thomas (GA) 70 41

Kennesaw St.

Loss, Non-Conf, S Site, H Home A Away N Neutral

Average RPI Win:	297	WON-LOST	WINNING	LAST 10	STRENGTH OF	OPP. STRENGTH	TEAM	ADJ.	CONF.	ADJ CONF.
Average RPI Loss:	162	RECORD	PCT. RANK	GAMES	SCHEDULE	OF SCHEDULE	RPI	RPI	RPI	RPI
DIV. I ONLY	3- 16	325	1- 9	224	230	329	329	12	12	
DIV. I NON-CONF.	2- 7	280	0- 2	327	323	345	345	13	13	
TOTALS	RPI 1-25	RPI 26-50	W-L RECORDS	RPI 51-100	RPI 101-150	RPI 150+				
3- 16	0- 0	0- 1	OVERALL	0- 2	0- 7	3- 6				
3- 7	0- 0	0- 1	HOME	0- 1	0- 3	3- 2				
0- 9	0- 0	0- 0	AWAY	0- 1	0- 4	0- 4				
0- 0	0- 0	0- 0	NEUTRAL	0- 0	0- 0	0- 0				
2- 7	0- 0	0- 0	NON-CONFERENCE	0- 1	0- 2	2- 4				
2- 4	0- 0	0- 0	HOME	0- 1	0- 1	2- 2				
0- 3	0- 0	0- 0	AWAY	0- 0	0- 1	0- 2				
0- 0	0- 0	0- 0	NEUTRAL	0- 0	0- 0	0- 0				
1- 9	0- 0	0- 1	CONFERENCE	0- 1	0- 5	1- 2				
1- 3	0- 0	0- 1	HOME	0- 0	0- 2	1- 0				
0- 6	0- 0	0- 0	AWAY	0- 1	0- 3	0- 2				
0- 0	0- 0	0- 0	NEUTRAL	0- 0	0- 0	0- 0				

RPI 1-25			RPI 26-50			RPI 51-100			RPI 101+			Team's RPI: 329
RPI	S	Opponent	Score	RPI	S	Opponent	Score	RPI	S	Opponent	Score	
				32	H	Ohio	54 93	83	A	Central Mich.	61 81	104 H Wright St. 68 73
								100	H	Minnesota	73 85	105 A Youngstown St. 61 91
												108 A Toledo 67 73
												116 A Western Mich. 52 73
												116 H Western Mich. 53 65
												124 A Eastern Mich. 51 72
												126 H Buffalo 66 77
												161 H Brown 57 62
												234 A Bowling Green 49 71
												245 A Miami (OH) 52 55
												264 H Northern Ill. 95 85
												300 H Colgate 76 71
												304 A Bradley 60 68
												306 H Cleveland St. 49 60
												326 H North Dakota St. 75 54
												332 A IPFW 68 86
LAST 12 Division I GAMES:												
245	A	Miami (OH)	52 55	116	A	Western Mich.	52 73					
116	H	Western Mich.	53 65	126	H	Buffalo	66 77					
264	H	Northern Ill.	95 85	108	A	Toledo	67 73					
234	A	Bowling Green	49 71	83	A	Central Mich.	61 81					
32	H	Ohio	54 93	161	H	Brown	57 62					
124	A	Eastern Mich.	51 72	105	A	Youngstown St.	61 91					

Non-Div I Games: Malone 73 59

Kent St.

■ Loss,
 ■ Non-Conf,
 ■ S Site,
 ■ H Home
 ■ A Away
 N Neutral

Kentucky

Through Games Of Feb. 5, 2016

Average RPI Win: 127		WON-LOST	WINNING	LAST 10	STRENGTH OF	OPP. STRENGTH	TEAM	ADJ.	CONF.	ADJ CONF.
Average RPI Loss: 45		RECORD	PCT. RANK	GAMES	SCHEDULE	OF SCHEDULE	RPI	RPI	RPI	RPI
DIV. I ONLY		15- 6	65	4- 6	9	33	17	17	2	2
DIV. I NON-CONF.		11- 0	1	2- 0	105	71	8	8	2	2
TOTALS		RPI 1-25	RPI 26-50		W-L RECORDS		RPI 51-100	RPI 101-150	RPI 150+	
15- 6	3- 3	2- 0		OVERALL		2- 2	3- 1	5- 0		
11- 2	2- 1	1- 0		HOME		1- 1	2- 0	5- 0		
4- 4	1- 2	1- 0		AWAY		1- 1	1- 1	0- 0		
0- 0	0- 0	0- 0		NEUTRAL		0- 0	0- 0	0- 0		
11- 0	2- 0	1- 0		NON-CONFERENCE		1- 0	2- 0	5- 0		
8- 0	1- 0	1- 0		HOME		0- 0	1- 0	5- 0		
3- 0	1- 0	0- 0		AWAY		1- 0	1- 0	0- 0		
0- 0	0- 0	0- 0		NEUTRAL		0- 0	0- 0	0- 0		
4- 6	1- 3	1- 0		CONFERENCE		1- 2	1- 1	0- 0		
3- 2	1- 1	0- 0		HOME		1- 1	1- 0	0- 0		
1- 4	0- 2	1- 0		AWAY		0- 1	0- 1	0- 0		
0- 0	0- 0	0- 0		NEUTRAL		0- 0	0- 0	0- 0		

RPI	S	Opponent	Score	RPI	S	Opponent	Score	RPI	S	Opponent	Score	RPI	S	Opponent	Score
2	A	South Carolina	68 78	26	A	Georgia	64 53	52	H	Vanderbilt	69 71	124	H	Eastern Mich.	89 67
2	H	South Carolina	62 73	39	H	Duke	71 61	61	A	Auburn	61 66	131	H	Alabama	73 48
10	A	Arizona St.	68 64					61	H	Auburn	54 47	133	A	Ole Miss	65 73
13	H	Tennessee	64 63					72	A	Middle Tenn.	68 52	149	A	Northern Ky.	84 65
14	H	Louisville	72 54									171	H	Colorado	86 61
21	A	Florida	79 85									239	H	Rice	72 39
												248	H	Tennessee St.	81 39
												289	H	Morehead St.	112 57
												325	H	Jackson St.	92 24
LAST 12 Division I GAMES:															
2	A	South Carolina	68 78	2	H	South Carolina	62 73								
21	A	Florida	79 85	26	A	Georgia	64 53								
52	H	Vanderbilt	69 71	131	H	Alabama	73 48								
13	H	Tennessee	64 63	61	A	Auburn	61 66								
133	A	Ole Miss	65 73	248	H	Tennessee St.	81 39								
61	H	Auburn	54 47	39	H	Duke	71 61								

Non-Div I Games:

Kentucky

■ Loss,
 ■ Non-Conf, S Site,
 ■ Home
 ■ Away
 N Neutral

Average RPI Win: 311		WON-LOST	WINNING	LAST 10	STRENGTH OF	OPP. STRENGTH	TEAM	ADJ.	CONF.	ADJ CONF.
Average RPI Loss: 230		RECORD	PCT. RANK	GAMES	SCHEDULE	OF SCHEDULE	RPI	RPI	RPI	RPI
DIV. I ONLY		6- 15	276	4- 6	332	347	324	324	31	31
DIV. I NON-CONF.		2- 9	296	0- 2	293	316	327	327	32	32
TOTALS	RPI 1-25		RPI 26-50		W-L RECORDS		RPI 51-100		RPI 101-150	RPI 150+
6- 15	0- 1		0- 0		OVERALL		0- 0		0- 2	6- 12
1- 9	0- 1		0- 0		HOME		0- 0		0- 0	1- 8
5- 4	0- 0		0- 0		AWAY		0- 0		0- 2	5- 2
0- 2	0- 0		0- 0		NEUTRAL		0- 0		0- 0	0- 2
2- 9	0- 1		0- 0		NON-CONFERENCE		0- 0		0- 2	2- 6
0- 5	0- 1		0- 0		HOME		0- 0		0- 0	0- 4
2- 2	0- 0		0- 0		AWAY		0- 0		0- 2	2- 0
0- 2	0- 0		0- 0		NEUTRAL		0- 0		0- 0	0- 2
4- 6	0- 0		0- 0		CONFERENCE		0- 0		0- 0	4- 6
1- 4	0- 0		0- 0		HOME		0- 0		0- 0	1- 4
3- 2	0- 0		0- 0		AWAY		0- 0		0- 0	3- 2
0- 0	0- 0		0- 0		NEUTRAL		0- 0		0- 0	0- 0

RPI 1-25				RPI 26-50				RPI 51-100				RPI 101+ Team's RPI: 324			
RPI	S	Opponent	Score	RPI	S	Opponent	Score	RPI	S	Opponent	Score	RPI	S	Opponent	Score
12	H	Florida St.	42 78									110	A	Stony Brook	54 71
												126	A	Buffalo	38 55
												204	H	Robert Morris	49 52
												206	A	Bryant	55 63
												223	H	Columbia	74 84
												242	H	Sam Houston St.	56 63
												245	N	Miami (OH)	49 68
												258	N	Bethune-Cookman	55 68
												259	H	Sacred Heart	53 62
												268	A	Navy	68 66
												274	H	Saint Francis (PA)	75 84
												285	A	Central Conn. St.	59 45
												300	H	Colgate	53 63
												315	A	Fairleigh Dickinson	58 75
												315	H	Fairleigh Dickinson	65 62
												320	A	Howard	89 72
												337	H	NJIT	44 53
												338	A	Wagner	73 63
												339	A	Mt. St. Mary's	61 51
												345	H	St. Francis Brooklyn	51 71
LAST 12 Division I GAMES:															
259	H	Sacred Heart	53 62	204	H	Robert Morris	49 52								
315	H	Fairleigh Dickinson	65 62	274	H	Saint Francis (PA)	75 84								
315	A	Fairleigh Dickinson	58 75	285	A	Central Conn. St.	59 45								
345	H	St. Francis Brooklyn	51 71	339	A	Mt. St. Mary's	61 51								
338	A	Wagner	73 63	258	N	Bethune-Cookman	55 68								
206	A	Bryant	55 63	245	N	Miami (OH)	49 68								

Non-Div I Games:

LIU Brooklyn

Loss, Non-Conf, S Site, H Home A Away N Neutral

Average RPI Win:	180	WON-LOST	WINNING	LAST 10	STRENGTH OF	OPP. STRENGTH	TEAM	ADJ.	CONF.	ADJ CONF.
Average RPI Loss:	66	RECORD	PCT. RANK	GAMES	SCHEDULE	OF SCHEDULE	RPI	RPI	RPI	RPI
DIV. I ONLY	8- 15	253	2- 8	13	78	115	115	2	2	
DIV. I NON-CONF.	6- 7	176	0- 2	25	181	113	113	2	2	
TOTALS	RPI 1-25	RPI 26-50	W-L RECORDS	RPI 51-100	RPI 101-150	RPI 150+				
8- 15	0- 3	1- 4	OVERALL	0- 4	2- 4	5- 0				
5- 5	0- 1	0- 1	HOME	0- 1	2- 2	3- 0				
2- 8	0- 2	1- 2	AWAY	0- 2	0- 2	1- 0				
1- 2	0- 0	0- 1	NEUTRAL	0- 1	0- 0	1- 0				
6- 7	0- 1	0- 2	NON-CONFERENCE	0- 2	1- 2	5- 0				
4- 1	0- 0	0- 0	HOME	0- 0	1- 1	3- 0				
1- 4	0- 1	0- 1	AWAY	0- 1	0- 1	1- 0				
1- 2	0- 0	0- 1	NEUTRAL	0- 1	0- 0	1- 0				
2- 8	0- 2	1- 2	CONFERENCE	0- 2	1- 2	0- 0				
1- 4	0- 1	0- 1	HOME	0- 1	1- 1	0- 0				
1- 4	0- 1	1- 1	AWAY	0- 1	0- 1	0- 0				
0- 0	0- 0	0- 0	NEUTRAL	0- 0	0- 0	0- 0				

RPI 1-25				RPI 26-50				RPI 51-100				RPI 101+ Team's RPI: 115			
RPI	S	Opponent	Score	RPI	S	Opponent	Score	RPI	S	Opponent	Score	RPI	S	Opponent	Score
4	A	UConn	40 86	26	A	Georgia	53 46	52	A	Vanderbilt	42 58	122	H	Samford	44 47
18	H	Texas A&M	35 53	29	H	Mississippi St.	52 71	61	H	Auburn	53 63	131	A	Alabama	45 62
21	A	Florida	45 53	30	A	Missouri	46 52	81	A	Tulane	63 67	132	A	Wake Forest	57 60
				36	N	Purdue	52 69	94	N	Maine	41 52	133	H	Ole Miss	76 57
				48	A	Rutgers	57 69					136	H	Arkansas	44 48
												148	H	Long Beach St.	59 53
												172	A	Little Rock	57 51
												175	N	Marist	72 49
												256	H	Texas Southern	86 36
												262	H	UC Santa Barbara	68 50
												270	H	La.-Monroe	61 54
LAST 12 Division I GAMES:															
29	H	Mississippi St.	52 71	52	A	Vanderbilt	42 58								
61	H	Auburn	53 63	18	H	Texas A&M	35 53								
30	A	Missouri	46 52	133	H	Ole Miss	76 57								
26	A	Georgia	53 46	131	A	Alabama	45 62								
136	H	Arkansas	44 48	122	H	Samford	44 47								
21	A	Florida	45 53	4	A	UConn	40 86								

Non-Div I Games:

LSU

■ Loss,
 ■ Non-Conf,
 ■ S Site,
 ■ H Home
 ■ A Away
 N Neutral

Average RPI Win:	320	WON-LOST	WINNING	LAST 10	STRENGTH OF	OPP. STRENGTH	TEAM	ADJ.	CONF.	ADJ CONF.
Average RPI Loss:	134	RECORD	PCT. RANK	GAMES	SCHEDULE	OF SCHEDULE	RPI	RPI	RPI	RPI
DIV. I ONLY	3- 19	335	0- 10	152	168	281	281	7	7	
DIV. I NON-CONF.	3- 10	277	2- 1	185	283	266	266	8	8	
TOTALS	RPI 1-25	RPI 26-50	W-L RECORDS	RPI 51-100	RPI 101-150	RPI 150+				
3- 19	0- 0	0- 4	OVERALL	0- 4	0- 1	3- 10				
0- 9	0- 0	0- 2	HOME	0- 2	0- 0	0- 5				
2- 9	0- 0	0- 2	AWAY	0- 2	0- 1	2- 4				
1- 1	0- 0	0- 0	NEUTRAL	0- 0	0- 0	1- 1				
3- 10	0- 0	0- 2	NON-CONFERENCE	0- 2	0- 1	3- 5				
0- 5	0- 0	0- 1	HOME	0- 2	0- 0	0- 2				
2- 4	0- 0	0- 1	AWAY	0- 0	0- 1	2- 2				
1- 1	0- 0	0- 0	NEUTRAL	0- 0	0- 0	1- 1				
0- 9	0- 0	0- 2	CONFERENCE	0- 2	0- 0	0- 5				
0- 4	0- 0	0- 1	HOME	0- 0	0- 0	0- 3				
0- 5	0- 0	0- 1	AWAY	0- 2	0- 0	0- 2				
0- 0	0- 0	0- 0	NEUTRAL	0- 0	0- 0	0- 0				

RPI S	Opponent	Score	RPI S	Opponent	Score	RPI S	Opponent	Score	RPI S	Opponent	Score	Team's RPI: 281
37	A George Washington	59 83	62	H Villanova	56 67	132	A Wake Forest	53 61				
42	H Penn	68 78	70	H Temple	48 77	169	H Davidson	58 66				
43	A Miami (FL)	58 86	85	A Saint Louis	70 79	180	A UMBC	29 60				
50	H Dayton	51 67	88	A Saint Joseph's	55 64	185	A George Mason	70 79				
						190	N Milwaukee	53 69				
						193	A Rhode Island	52 62				
						193	H Rhode Island	61 72				
						197	H North Texas	63 69				
						204	H Robert Morris	45 76				
						208	H Richmond	43 60				
						224	A Fairfield	59 62				
						291	A Monmouth	65 50				
						320	A Howard	71 68				
						349	N Norfolk St.	67 59				
LAST 12 Division I GAMES:												
193	A Rhode Island	52 62	37	A George Washington	59 83							
88	A Saint Joseph's	55 64	185	A George Mason	70 79							
50	H Dayton	51 67	169	H Davidson	58 66							
85	A Saint Louis	70 79	208	H Richmond	43 60							
42	H Penn	68 78	291	A Monmouth	65 50							
193	H Rhode Island	61 72	349	N Norfolk St.	67 59							

Non-Div I Games:

La Salle

■ Loss,
 ■ Non-Conf,
 ■ S Site,
 ■ H Home
 ■ A Away
 N Neutral

La.-Lafayette

Through Games Of Feb. 5, 2016

Average RPI Win:	227	WON-LOST	WINNING	LAST 10	STRENGTH OF	OPP. STRENGTH	TEAM	ADJ.	CONF.	ADJ CONF.
Average RPI Loss:	174	RECORD	PCT. RANK	GAMES	SCHEDULE	OF SCHEDULE	RPI	RPI	RPI	RPI
DIV. I ONLY	14- 5	52	7- 3	320	180	128	128	16	16	
DIV. I NON-CONF.	5- 2	86	1- 0	331	157	155	155	14	14	
TOTALS	RPI 1-25	RPI 26-50	W-L RECORDS	RPI 51-100	RPI 101-150	RPI 150+				
14- 5	0- 0	0- 0	OVERALL	0- 1	2- 0	12- 4				
7- 1	0- 0	0- 0	HOME	0- 0	0- 0	7- 1				
5- 4	0- 0	0- 0	AWAY	0- 1	1- 0	4- 3				
2- 0	0- 0	0- 0	NEUTRAL	0- 0	1- 0	1- 0				
5- 2	0- 0	0- 0	NON-CONFERENCE	0- 0	2- 0	3- 2				
2- 0	0- 0	0- 0	HOME	0- 0	0- 0	2- 0				
1- 2	0- 0	0- 0	AWAY	0- 0	1- 0	0- 2				
2- 0	0- 0	0- 0	NEUTRAL	0- 0	1- 0	1- 0				
9- 3	0- 0	0- 0	CONFERENCE	0- 1	0- 0	9- 2				
5- 1	0- 0	0- 0	HOME	0- 0	0- 0	5- 1				
4- 2	0- 0	0- 0	AWAY	0- 1	0- 0	4- 1				
0- 0	0- 0	0- 0	NEUTRAL	0- 0	0- 0	0- 0				

RPI 1-25			RPI 26-50			RPI 51-100			RPI 101+			Team's RPI: 128
RPI	S	Opponent	Score	RPI	S	Opponent	Score	RPI	S	Opponent	Score	
						53 A	Arkansas St.	56	83	133 A	Ole Miss	82 78
										136 N	Arkansas	67 59
										159 H	Texas-Arlington	63 52
										166 H	Texas St.	42 46
										170 A	Louisiana Tech	62 79
										172 A	Little Rock	65 58
										205 H	Troy	56 53
										209 H	South Ala.	69 50
										240 A	Appalachian St.	59 76
										240 H	Appalachian St.	60 51
										241 A	Houston	51 52
										251 A	Georgia St.	77 57
										259 N	Sacred Heart	60 58
										262 H	UC Santa Barbara	61 42
										270 A	La.-Monroe	71 52
										270 H	La.-Monroe	52 40
										279 A	Ga. Southern	56 39
										327 H	Alcorn	73 61
LAST 12 Division I GAMES:												
240	A	Appalachian St.	59 76	251	A	Georgia St.	77 57					
270	H	La.-Monroe	52 40	279	A	Ga. Southern	56 39					
159	H	Texas-Arlington	63 52	53	A	Arkansas St.	56 83					
166	H	Texas St.	42 46	172	A	Little Rock	65 58					
205	H	Troy	56 53	240	H	Appalachian St.	60 51					
209	H	South Ala.	69 50	327	H	Alcorn	73 61					

Non-Div I Games: Southern-N.O. 81 28 Dillard 84 36

La.-Lafayette

Loss, Non-Conf, S Site, H Home A Away N Neutral

Average RPI Win:	257	WON-LOST	WINNING	LAST 10	STRENGTH OF	OPP. STRENGTH	TEAM	ADJ.	CONF.	ADJ CONF.
Average RPI Loss:	155	RECORD	PCT. RANK	GAMES	SCHEDULE	OF SCHEDULE	RPI	RPI	RPI	RPI
DIV. I ONLY	5- 11	269	3- 7	232	216	270	270	16	16	
DIV. I NON-CONF.	2- 3	201	0- 1	318	168	235	235	14	14	
TOTALS	RPI 1-25	RPI 26-50	W-L RECORDS	RPI 51-100	RPI 101-150	RPI 150+				
5- 11	0- 0	0- 0	OVERALL	0- 2	0- 3	5- 6				
3- 4	0- 0	0- 0	HOME	0- 0	0- 1	3- 3				
2- 7	0- 0	0- 0	AWAY	0- 2	0- 2	2- 3				
0- 0	0- 0	0- 0	NEUTRAL	0- 0	0- 0	0- 0				
2- 3	0- 0	0- 0	NON-CONFERENCE	0- 1	0- 1	2- 1				
1- 0	0- 0	0- 0	HOME	0- 0	0- 0	1- 0				
1- 3	0- 0	0- 0	AWAY	0- 1	0- 1	1- 1				
0- 0	0- 0	0- 0	NEUTRAL	0- 0	0- 0	0- 0				
3- 8	0- 0	0- 0	CONFERENCE	0- 1	0- 2	3- 5				
2- 4	0- 0	0- 0	HOME	0- 0	0- 1	2- 3				
1- 4	0- 0	0- 0	AWAY	0- 1	0- 1	1- 2				
0- 0	0- 0	0- 0	NEUTRAL	0- 0	0- 0	0- 0				

RPI 1-25				RPI 26-50				RPI 51-100				RPI 101+				Team's RPI: 270	
RPI	S	Opponent	Score	RPI	S	Opponent	Score	RPI	S	Opponent	Score	RPI	S	Opponent	Score		
								53	A	Arkansas St.	43	66	115	A	LSU	54	61
								91	A	TCU	42	80	128	A	La.-Lafayette	40	52
												128	H	La.-Lafayette	52	71	
												154	A	McNeese St.	62	72	
												159	H	Texas-Arlington	50	60	
												166	H	Texas St.	63	59	
												172	A	Little Rock	44	56	
												205	H	Troy	77	73	
												209	H	South Ala.	57	63	
												240	H	Appalachian St.	54	57	
												251	A	Georgia St.	52	65	
												279	A	Ga. Southern	50	49	
												314	A	Southeastern La.	88	84	
												322	H	Nicholls St.	69	57	
LAST 12 Division I GAMES:																	
128	A	La.-Lafayette	40	52	251	A	Georgia St.	52	65								
166	H	Texas St.	63	59	172	A	Little Rock	44	56								
159	H	Texas-Arlington	50	60	53	A	Arkansas St.	43	66								
209	H	South Ala.	57	63	240	H	Appalachian St.	54	57								
205	H	Troy	77	73	154	A	McNeese St.	62	72								
279	A	Ga. Southern	50	49	322	H	Nicholls St.	69	57								

Non-Div I Games: LSU-Alexandria 73 42 Louisiana Col. 85 42 LSU-Shreveport 57 40 Dillard 70 46 La.-Monroe

Loss, Non-Conf, S Site, H Home A Away N Neutral

Lafayette

Through Games Of Feb. 5, 2016

Average RPI Win:	318	WON-LOST	WINNING	LAST 10	STRENGTH OF	OPP. STRENGTH	TEAM	ADJ.	CONF.	ADJ CONF.
Average RPI Loss:	196	RECORD	PCT. RANK	GAMES	SCHEDULE	OF SCHEDULE	RPI	RPI	RPI	RPI
DIV. I ONLY	4- 16	309	2- 8	277	318	330	330	29	29	
DIV. I NON-CONF.	2- 8	290	0- 2	284	297	333	333	29	29	
TOTALS	RPI 1-25	RPI 26-50	W-L RECORDS	RPI 51-100	RPI 101-150	RPI 150+				
4- 16	0- 1	0- 1	OVERALL	0- 2	0- 0	4- 12				
3- 5	0- 1	0- 0	HOME	0- 1	0- 0	3- 3				
1- 9	0- 0	0- 1	AWAY	0- 1	0- 0	1- 7				
0- 2	0- 0	0- 0	NEUTRAL	0- 0	0- 0	0- 2				
2- 8	0- 1	0- 1	NON-CONFERENCE	0- 0	0- 0	2- 6				
2- 1	0- 1	0- 0	HOME	0- 0	0- 0	2- 0				
0- 5	0- 0	0- 1	AWAY	0- 0	0- 0	0- 4				
0- 2	0- 0	0- 0	NEUTRAL	0- 0	0- 0	0- 2				
2- 8	0- 0	0- 0	CONFERENCE	0- 2	0- 0	2- 6				
1- 4	0- 0	0- 0	HOME	0- 1	0- 0	1- 3				
1- 4	0- 0	0- 0	AWAY	0- 1	0- 0	1- 3				
0- 0	0- 0	0- 0	NEUTRAL	0- 0	0- 0	0- 0				

RPI S	Opponent	Score	RPI S	Opponent	Score	RPI S	Opponent	Score	RPI S	Opponent	Score
24	H Duquesne	65 73	42	A Penn	37 54	76	A Army West Point	57 84	157	A Fordham	49 61
						76	H Army West Point	45 78	189	A Delaware	47 67
									208	N Richmond	46 54
									210	A Lehigh	74 82
									215	A Hartford	50 55
									233	N Coppin St.	57 64
									249	A American	60 51
									263	A Loyola Maryland	65 66
									263	H Loyola Maryland	51 55
									268	H Navy	58 65
									271	A Holy Cross	49 66
									300	H Colgate	59 72
									331	H Saint Peter's	72 69
									338	A Wagner	48 69
									345	H St. Francis Brooklyn	77 59
									346	H Boston U.	71 56
LAST 12 Division I GAMES:											
76	A Army West Point	57 84	346	H Boston U.	71 56						
263	H Loyola Maryland	51 55	76	H Army West Point	45 78						
210	A Lehigh	74 82	263	A Loyola Maryland	65 66						
249	A American	60 51	233	N Coppin St.	57 64						
268	H Navy	58 65	208	N Richmond	46 54						
271	A Holy Cross	49 66	300	H Colgate	59 72						

Non-Div I Games:

Lafayette

Loss, Non-Conf, S Site, H Home A Away N Neutral

Average RPI Win:	243	WON-LOST	WINNING	LAST 10	STRENGTH OF	OPP. STRENGTH	TEAM	ADJ.	CONF.	ADJ CONF.
Average RPI Loss:	171	RECORD	PCT. RANK	GAMES	SCHEDULE	OF SCHEDULE	RPI	RPI	RPI	RPI
DIV. I ONLY	5- 13	280	5- 5	187	231	272	272	27	27	
DIV. I NON-CONF.	0- 7	338	0- 0	143	74	317	317	26	26	
TOTALS	RPI 1-25	RPI 26-50	W-L RECORDS	RPI 51-100	RPI 101-150	RPI 150+				
5- 13	0- 1	0- 1	OVERALL	1- 2	0- 2	4- 7				
4- 3	0- 0	0- 0	HOME	1- 0	0- 0	3- 3				
1- 10	0- 1	0- 1	AWAY	0- 2	0- 2	1- 4				
0- 0	0- 0	0- 0	NEUTRAL	0- 0	0- 0	0- 0				
0- 7	0- 1	0- 1	NON-CONFERENCE	0- 1	0- 1	0- 3				
0- 1	0- 0	0- 0	HOME	0- 0	0- 0	0- 1				
0- 6	0- 1	0- 1	AWAY	0- 1	0- 1	0- 2				
0- 0	0- 0	0- 0	NEUTRAL	0- 0	0- 0	0- 0				
5- 6	0- 0	0- 0	CONFERENCE	1- 1	0- 1	4- 4				
4- 2	0- 0	0- 0	HOME	1- 0	0- 0	3- 2				
1- 4	0- 0	0- 0	AWAY	0- 1	0- 1	1- 2				
0- 0	0- 0	0- 0	NEUTRAL	0- 0	0- 0	0- 0				

RPI 1-25				RPI 26-50				RPI 51-100				RPI 101+ Team's RPI: 272			
RPI	S	Opponent	Score	RPI	S	Opponent	Score	RPI	S	Opponent	Score	RPI	S	Opponent	Score
15	A	Oklahoma St.	45 90	30	A	Missouri	57 91	59	A	Abilene Christian	62 90	114	A	Central Ark.	49 74
								59	H	Abilene Christian	63 54	146	A	Loyola Chicago	71 82
								74	A	Utah	67 71	176	H	Northwestern St.	51 73
												202	H	Canisius	55 57
												230	H	Houston Baptist	77 70
												242	H	Sam Houston St.	76 78
												252	A	Stephen F. Austin	64 60
												260	A	Northern Ariz.	63 75
												269	A	Prairie View	72 80
												314	A	Southeastern La.	66 73
												322	A	Nicholls St.	59 69
												333	H	A&M-Corpus Christi	75 70
												340	H	New Orleans	79 52
LAST 12 Division I GAMES:															
59	H	Abilene Christian	63 54	314	A	Southeastern La.	66 73								
59	A	Abilene Christian	62 90	114	A	Central Ark.	49 74								
242	H	Sam Houston St.	76 78	333	H	A&M-Corpus Christi	75 70								
230	H	Houston Baptist	77 70	340	H	New Orleans	79 52								
252	A	Stephen F. Austin	64 60	322	A	Nicholls St.	59 69								
176	H	Northwestern St.	51 73	30	A	Missouri	57 91								

Non-Div I Games: Howard Payne 88 50 Schreiner 60 41 Tex. A&M-Kingsville 82 66 Louisiana Col. 99 34
Lamar

Loss, Non-Conf, S Site, H Home A Away N Neutral

Average RPI Win: 286	WON-LOST	WINNING	LAST 10	STRENGTH OF	OPP. STRENGTH	TEAM	ADJ.	CONF.	ADJ CONF.
Average RPI Loss: 146	RECORD	PCT. RANK	GAMES	SCHEDULE	OF SCHEDULE	RPI	RPI	RPI	RPI
DIV. I ONLY	13- 7	95	7- 3	336	248	210	210	29	29
DIV. I NON-CONF.	6- 4	125	1- 1	337	128	232	232	29	29
TOTALS	RPI 1-25	RPI 26-50	W-L RECORDS	RPI 51-100	RPI 101-150	RPI 150+			
13- 7	0- 0	0- 0	OVERALL	0- 3	0- 1	13- 3			
7- 3	0- 0	0- 0	HOME	0- 2	0- 0	7- 1			
6- 4	0- 0	0- 0	AWAY	0- 1	0- 1	6- 2			
0- 0	0- 0	0- 0	NEUTRAL	0- 0	0- 0	0- 0			
6- 4	0- 0	0- 0	NON-CONFERENCE	0- 2	0- 0	6- 2			
3- 2	0- 0	0- 0	HOME	0- 2	0- 0	3- 0			
3- 2	0- 0	0- 0	AWAY	0- 0	0- 0	3- 2			
0- 0	0- 0	0- 0	NEUTRAL	0- 0	0- 0	0- 0			
7- 3	0- 0	0- 0	CONFERENCE	0- 1	0- 1	7- 1			
4- 1	0- 0	0- 0	HOME	0- 0	0- 0	4- 1			
3- 2	0- 0	0- 0	AWAY	0- 1	0- 1	3- 0			
0- 0	0- 0	0- 0	NEUTRAL	0- 0	0- 0	0- 0			

RPI 1-25				RPI 26-50				RPI 51-100				RPI 101+				Team's RPI: 210	
RPI	S	Opponent	Score	RPI	S	Opponent	Score	RPI	S	Opponent	Score	RPI	S	Opponent	Score		
								62	H	Villanova	44	65	101	A	Bucknell	77	80
								76	A	Army West Point	39	63	152	A	Illinois	67	76
								88	H	Saint Joseph's	62	63	155	A	Hampton	63	56
													217	H	Montana	80	53
													249	H	American	55	59
													263	A	Loyola Maryland	76	68
													263	H	Loyola Maryland	66	48
													268	A	Navy	51	48
													271	H	Holy Cross	61	58
													291	H	Monmouth	95	88
													297	A	Rider	60	61
													305	A	Delaware St.	83	49
													330	H	Lafayette	82	74
													331	H	Saint Peter's	74	42
													337	A	NJIT	75	47
													346	A	Boston U.	73	66
													346	H	Boston U.	72	48
LAST 12 Division I GAMES:																	
				263	A	Loyola Maryland	76	68					249	H	American	55	59
				346	H	Boston U.	72	48					263	H	Loyola Maryland	66	48
				330	H	Lafayette	82	74					346	A	Boston U.	73	66
				268	A	Navy	51	48					76	A	Army West Point	39	63
				271	H	Holy Cross	61	58					155	A	Hampton	63	56
				101	A	Bucknell	77	80					297	A	Rider	60	61

Non-Div I Games: Kutztown 81 51

Lehigh

■ Loss,
 ■ Non-Conf,
 ■ S Site,
 ■ H Home
 ■ A Away
 N Neutral

Liberty

Through Games Of Feb. 5, 2016

Average RPI Win:	245	WON-LOST	WINNING	LAST 10	STRENGTH OF	OPP. STRENGTH	TEAM	ADJ.	CONF.	ADJ CONF.
Average RPI Loss:	81	RECORD	PCT. RANK	GAMES	SCHEDULE	OF SCHEDULE	RPI	RPI	RPI	RPI
DIV. I ONLY	12- 8	115	9- 1	124	197	103	103	26	26	
DIV. I NON-CONF.	2- 6	272	0- 1	13	3	131	131	28	28	
TOTALS	RPI 1-25	RPI 26-50	W-L RECORDS	RPI 51-100	RPI 101-150	RPI 150+				
12- 8	0- 2	0- 2	OVERALL	1- 2	1- 0	10- 2				
6- 2	0- 1	0- 1	HOME	1- 0	1- 0	4- 0				
6- 4	0- 0	0- 1	AWAY	0- 1	0- 0	6- 2				
0- 2	0- 1	0- 0	NEUTRAL	0- 1	0- 0	0- 0				
2- 6	0- 2	0- 2	NON-CONFERENCE	1- 2	0- 0	1- 0				
1- 2	0- 1	0- 1	HOME	1- 0	0- 0	0- 0				
1- 2	0- 0	0- 1	AWAY	0- 1	0- 0	1- 0				
0- 2	0- 1	0- 0	NEUTRAL	0- 1	0- 0	0- 0				
10- 2	0- 0	0- 0	CONFERENCE	0- 0	1- 0	9- 2				
5- 0	0- 0	0- 0	HOME	0- 0	1- 0	4- 0				
5- 2	0- 0	0- 0	AWAY	0- 0	0- 0	5- 2				
0- 0	0- 0	0- 0	NEUTRAL	0- 0	0- 0	0- 0				

RPI S	Opponent	Score	RPI S	Opponent	Score	RPI S	Opponent	Score	RPI S	Opponent	Score	Team's RPI: 103
6 N	Ohio St.	65 75	35 H	North Carolina St.	53 61	55 A	James Madison	56 72	140 H	UNC Asheville	71 53	
19 H	Seton Hall	56 92	39 A	Duke	41 79	71 N	California	72 77	203 A	Presbyterian	42 60	
						80 H	Elon	72 63	216 A	Gardner-Webb	57 61	
									216 H	Gardner-Webb	73 51	
									229 A	Radford	49 43	
									238 H	High Point	56 43	
									240 A	Appalachian St.	74 68	
									282 A	Campbell	62 52	
									295 A	Charleston So.	59 49	
									295 H	Charleston So.	51 40	
									301 A	Longwood	72 67	
									308 A	Coastal Caro.	65 63	
									313 H	Winthrop	77 61	
LAST 12 Division I GAMES:												
295 A	Charleston So.	59 49	203 A	Presbyterian	42 60							
238 H	High Point	56 43	140 H	UNC Asheville	71 53							
216 H	Gardner-Webb	73 51	229 A	Radford	49 43							
301 A	Longwood	72 67	282 A	Campbell	62 52							
308 A	Coastal Caro.	65 63	39 A	Duke	41 79							
313 H	Winthrop	77 61	19 H	Seton Hall	56 92							

Non-Div I Games: Shepherd 69 57

Liberty

Loss, Non-Conf, S Site, H Home A Away N Neutral

Average RPI Win:	286	WON-LOST	WINNING	LAST 10	STRENGTH OF	OPP. STRENGTH	TEAM	ADJ.	CONF.	ADJ CONF.
Average RPI Loss:	205	RECORD	PCT. RANK	GAMES	SCHEDULE	OF SCHEDULE	RPI	RPI	RPI	RPI
DIV. I ONLY	2- 19	341	0- 10	209	340	335	335	28	28	
DIV. I NON-CONF.	2- 12	311	0- 5	198	344	316	316	27	27	
TOTALS	RPI 1-25	RPI 26-50	W-L RECORDS	RPI 51-100	RPI 101-150	RPI 150+				
2- 19	0- 0	0- 0	OVERALL	0- 3	0- 3	2- 13				
1- 9	0- 0	0- 0	HOME	0- 3	0- 1	1- 5				
1- 9	0- 0	0- 0	AWAY	0- 0	0- 2	1- 7				
0- 1	0- 0	0- 0	NEUTRAL	0- 0	0- 0	0- 1				
2- 12	0- 0	0- 0	NON-CONFERENCE	0- 2	0- 3	2- 7				
1- 6	0- 0	0- 0	HOME	0- 2	0- 1	1- 3				
1- 5	0- 0	0- 0	AWAY	0- 0	0- 2	1- 3				
0- 1	0- 0	0- 0	NEUTRAL	0- 0	0- 0	0- 1				
0- 7	0- 0	0- 0	CONFERENCE	0- 1	0- 0	0- 6				
0- 3	0- 0	0- 0	HOME	0- 1	0- 0	0- 2				
0- 4	0- 0	0- 0	AWAY	0- 0	0- 0	0- 4				
0- 0	0- 0	0- 0	NEUTRAL	0- 0	0- 0	0- 0				

RPI S	Opponent	Score	RPI S	Opponent	Score	RPI S	Opponent	Score	RPI S	Opponent	Score	Team's RPI: 335
						54	H Western Ky.	56 64	104	A Wright St.	65 92	
						58	H Ball St.	60 72	123	H Belmont	68 90	
						67	H FGCU	39 71	131	A Alabama	49 68	
									163	A Jacksonville	51 81	
									180	H Southeast Mo. St.	69 84	
									199	H Stetson	62 83	
									232	H USC Upstate	54 81	
									248	A Tennessee St.	65 77	
									256	N Texas Southern	62 66	
									263	H Loyola Maryland	52 57	
									277	A Tennessee Tech	70 81	
									279	A Ga. Southern	66 55	
									286	A Kennesaw St.	54 55	
									289	H Morehead St.	77 92	
									292	H Murray St.	93 85	
									303	A North Florida	70 78	
									325	A Jackson St.	52 53	
									337	A NJIT	51 61	
LAST 12 Division I GAMES:												
337	A NJIT	51 61	286	A Kennesaw St.	54 55							
232	H USC Upstate	54 81	325	A Jackson St.	52 53							
199	H Stetson	62 83	131	A Alabama	49 68							
67	H FGCU	39 71	54	H Western Ky.	56 64							
303	A North Florida	70 78	248	A Tennessee St.	65 77							
163	A Jacksonville	51 81	58	H Ball St.	60 72							

Non-Div I Games: North Ala. 88 67

Lipscomb

Loss, Non-Conf, S Site, H Home A Away N Neutral

Little Rock

Through Games Of Feb. 5, 2016

Average RPI Win:	211	WON-LOST	WINNING	LAST 10	STRENGTH OF	OPP. STRENGTH	TEAM	ADJ.	CONF.	ADJ CONF.
Average RPI Loss:	99	RECORD	PCT. RANK	GAMES	SCHEDULE	OF SCHEDULE	RPI	RPI	RPI	RPI
DIV. I ONLY	9- 11	194	6- 4	118	108	172	172	16	16	
DIV. I NON-CONF.	2- 7	280	0- 1	38	5	188	188	14	14	
TOTALS	RPI 1-25	RPI 26-50	W-L RECORDS	RPI 51-100	RPI 101-150	RPI 150+				
9- 11	0- 2	0- 1	OVERALL	0- 3	1- 2	8- 3				
6- 5	0- 1	0- 0	HOME	0- 1	1- 2	5- 1				
3- 6	0- 1	0- 1	AWAY	0- 2	0- 0	3- 2				
0- 0	0- 0	0- 0	NEUTRAL	0- 0	0- 0	0- 0				
2- 7	0- 2	0- 1	NON-CONFERENCE	0- 2	1- 1	1- 1				
1- 4	0- 1	0- 0	HOME	0- 1	1- 1	0- 1				
1- 3	0- 1	0- 1	AWAY	0- 1	0- 0	1- 0				
0- 0	0- 0	0- 0	NEUTRAL	0- 0	0- 0	0- 0				
7- 4	0- 0	0- 0	CONFERENCE	0- 1	0- 1	7- 2				
5- 1	0- 0	0- 0	HOME	0- 0	0- 1	5- 0				
2- 3	0- 0	0- 0	AWAY	0- 1	0- 0	2- 2				
0- 0	0- 0	0- 0	NEUTRAL	0- 0	0- 0	0- 0				

RPI 1-25				RPI 26-50				RPI 51-100				RPI 101+ Team's RPI: 172			
RPI	S	Opponent	Score	RPI	S	Opponent	Score	RPI	S	Opponent	Score	RPI	S	Opponent	Score
8	H	Texas	56 66	31	A	Oklahoma	52 65	53	A	Arkansas St.	53 66	115	H	LSU	51 57
18	A	Texas A&M	39 69					81	A	Tulane	53 69	125	H	Memphis	61 53
								92	H	Missouri St.	58 64	128	H	La.-Lafayette	58 65
												159	A	Texas-Arlington	59 55
												160	A	Oral Roberts	66 52
												166	A	Texas St.	57 67
												188	H	Tulsa	63 74
												205	A	Troy	71 78
												205	H	Troy	79 64
												209	A	South Ala.	47 34
												240	H	Appalachian St.	67 50
												251	H	Georgia St.	59 32
												270	H	La.-Monroe	56 44
												279	H	Ga. Southern	69 36
LAST 12 Division I GAMES:															
205	H	Troy	79 64	240	H	Appalachian St.	67 50								
251	H	Georgia St.	59 32	270	H	La.-Monroe	56 44								
279	H	Ga. Southern	69 36	128	H	La.-Lafayette	58 65								
159	A	Texas-Arlington	59 55	205	A	Troy	71 78								
166	A	Texas St.	57 67	209	A	South Ala.	47 34								
53	A	Arkansas St.	53 66	18	A	Texas A&M	39 69								

Non-Div I Games:

Little Rock

Loss, Non-Conf, S Site, H Home A Away N Neutral

Long Beach St.				Through Games Of Feb. 5, 1918						
Average RPI Win:	235	WON-LOST	WINNING	LAST 10	STRENGTH OF	OPP. STRENGTH	TEAM	ADJ.	CONF.	ADJ CONF.
Average RPI Loss:	96	RECORD	PCT. RANK	GAMES	SCHEDULE	OF SCHEDULE	RPI	RPI	RPI	RPI
DIV. I ONLY		17- 5	40	8- 2	329	130	148	148	22	22
DIV. I NON-CONF.		11- 3	54	4- 0	303	51	114	114	22	22

TOTALS	RPI 1-25		RPI 26-50		W-L RECORDS		RPI 51-100		RPI 101-150	RPI 150+
17- 5	0- 1		1- 0		OVERALL		0- 1		1- 2	15- 1
8- 3	0- 0		1- 0		HOME		0- 1		0- 1	7- 1
7- 2	0- 1		0- 0		AWAY		0- 0		1- 1	6- 0
2- 0	0- 0		0- 0		NEUTRAL		0- 0		0- 0	2- 0
11- 3	0- 1		1- 0		NON-CONFERENCE		0- 0		1- 2	9- 0
5- 1	0- 0		1- 0		HOME		0- 0		0- 1	4- 0
4- 2	0- 1		0- 0		AWAY		0- 0		1- 1	3- 0
2- 0	0- 0		0- 0		NEUTRAL		0- 0		0- 0	2- 0
6- 2	0- 0		0- 0		CONFERENCE		0- 1		0- 0	6- 1
3- 2	0- 0		0- 0		HOME		0- 1		0- 0	3- 1
3- 0	0- 0		0- 0		AWAY		0- 0		0- 0	3- 0
0- 0	0- 0		0- 0		NEUTRAL		0- 0		0- 0	0- 0

RPI 1-25					
RPI	S	Opponent	Score		
25	A	Southern California	43	69	
RPI 26-50					
RPI	S	Opponent	Score		
34	H	UTEP	47	40	
RPI 51-100					
RPI	S	Opponent	Score		
66	H	UC Riverside	60	78	
RPI 101+ Team's RPI: 148					
RPI	S	Opponent	Score		
115	A	LSU	53	59	
118	H	San Francisco	52	66	
142	A	Pacific	68	60	
156	H	Hawaii	55	67	
167	H	UNLV	67	63	
171	H	Colorado	59	42	
176	N	Northwestern St.	60	59	
195	H	Cal Poly	65	53	
196	A	UC Davis	75	62	
236	A	Seattle	69	57	
241	A	Houston	47	41	
260	N	Northern Ariz.	69	48	
276	H	San Diego St.	74	54	
283	H	CSUN	74	71	
298	A	Denver	48	41	
318	H	Portland St.	89	71	
321	A	UC Irvine	71	65	
341	A	Cal St. Fullerton	82	61	
341	H	Cal St. Fullerton	62	57	
LAST 12 Division I GAMES:					
283	H	CSUN	74	71	
195	H	Cal Poly	65	53	
196	A	UC Davis	75	62	
341	H	Cal St. Fullerton	62	57	
321	A	UC Irvine	71	65	
66	H	UC Riverside	60	78	
341	A	Cal St. Fullerton	82	61	
156	H	Hawaii	55	67	
236	A	Seattle	69	57	
298	A	Denver	48	41	
167	H	UNLV	67	63	
34	H	UTEP	47	40	

Non-Div I Games:

Long Beach St.

■ Loss, ■ Non-Conf, S Site, H Home A Away N Neutral

Average RPI Win:	321	WON-LOST	WINNING	LAST 10	STRENGTH OF	OPP. STRENGTH	TEAM	ADJ.	CONF.	ADJ CONF.
Average RPI Loss:	179	RECORD	PCT. RANK	GAMES	SCHEDULE	OF SCHEDULE	RPI	RPI	RPI	RPI
DIV. I ONLY	4- 15	306	3- 7	257	289	301	301	26	26	
DIV. I NON-CONF.	1- 6	311	0- 1	144	183	278	278	28	28	
TOTALS	RPI 1-25	RPI 26-50	W-L RECORDS	RPI 51-100	RPI 101-150	RPI 150+				
4- 15	0- 1	0- 1	OVERALL	0- 2	0- 2	4- 9				
2- 5	0- 0	0- 0	HOME	0- 0	0- 1	2- 4				
2- 10	0- 0	0- 0	AWAY	0- 0	0- 1	2- 0				
0- 0	0- 0	0- 0	NEUTRAL	0- 0	0- 0	0- 0				
1- 6	0- 1	0- 1	NON-CONFERENCE	0- 2	0- 0	1- 2				
1- 0	0- 0	0- 0	HOME	0- 0	0- 0	1- 0				
0- 6	0- 1	0- 1	AWAY	0- 2	0- 0	0- 2				
0- 0	0- 0	0- 0	NEUTRAL	0- 0	0- 0	0- 0				
3- 9	0- 0	0- 0	CONFERENCE	0- 0	0- 2	3- 7				
1- 5	0- 0	0- 0	HOME	0- 0	0- 1	1- 4				
2- 4	0- 0	0- 0	AWAY	0- 0	0- 1	2- 3				
0- 0	0- 0	0- 0	NEUTRAL	0- 0	0- 0	0- 0				

RPI 1-25				RPI 26-50				RPI 51-100				RPI 101+ Team's RPI: 301			
RPI	S	Opponent	Score	RPI	S	Opponent	Score	RPI	S	Opponent	Score	RPI	S	Opponent	Score
7	A	Oregon St.	45 110	38	A	West Virginia	43 74	55	A	James Madison	30 88	103	H	Liberty	67 72
								87	A	Virginia	46 81	140	A	UNC Asheville	42 81
												203	A	Presbyterian	49 75
												203	H	Presbyterian	38 59
												216	A	Gardner-Webb	42 67
												229	H	Radford	67 79
												238	A	High Point	68 79
												282	H	Campbell	56 73
												288	A	UNCG	60 81
												295	H	Charleston So.	54 63
												305	A	Delaware St.	63 88
												308	A	Coastal Caro.	56 48
												313	A	Winthrop	63 60
												313	H	Winthrop	67 60
												348	H	N.C. Central	60 49
LAST 12 Division I GAMES:															
203	A	Presbyterian	49 75	282	H	Campbell	56 73								
313	H	Winthrop	67 60	308	A	Coastal Caro.	56 48								
103	H	Liberty	67 72	313	A	Winthrop	63 60								
216	A	Gardner-Webb	42 67	295	H	Charleston So.	54 63								
229	H	Radford	67 79	305	A	Delaware St.	63 88								
140	A	UNC Asheville	42 81	38	A	West Virginia	43 74								

Non-Div I Games: Notre Dame (MD) 83 32 N.C. Wesleyan 100 57

Longwood

■ Loss,
 ■ Non-Conf,
 ■ S Site,
 ■ H Home
 ■ A Away
 N Neutral

Average RPI Win:	222	WON-LOST	WINNING	LAST 10	STRENGTH OF	OPP. STRENGTH	TEAM	ADJ.	CONF.	ADJ CONF.
Average RPI Loss:	108	RECORD	PCT. RANK	GAMES	SCHEDULE	OF SCHEDULE	RPI	RPI	RPI	RPI
DIV. I ONLY	10- 9	157	6- 4	189	116	170	170	11	11	
DIV. I NON-CONF.	4- 6	201	1- 2	175	200	216	216	10	10	
TOTALS	RPI 1-25	RPI 26-50	W-L RECORDS	RPI 51-100	RPI 101-150	RPI 150+				
10- 9	0- 1	0- 2	OVERALL	0- 2	3- 1	7- 3				
6- 3	0- 0	0- 1	HOME	0- 0	3- 0	3- 2				
3- 5	0- 0	0- 0	AWAY	0- 1	0- 0	3- 0				
1- 1	0- 1	0- 0	NEUTRAL	0- 0	0- 0	1- 0				
4- 6	0- 1	0- 1	NON-CONFERENCE	0- 1	1- 0	3- 3				
2- 3	0- 0	0- 1	HOME	0- 0	1- 0	1- 2				
1- 2	0- 0	0- 0	AWAY	0- 1	0- 0	1- 1				
1- 1	0- 1	0- 0	NEUTRAL	0- 0	0- 0	1- 0				
6- 3	0- 0	0- 1	CONFERENCE	0- 1	2- 1	4- 0				
4- 0	0- 0	0- 0	HOME	0- 0	2- 0	2- 0				
2- 3	0- 0	0- 1	AWAY	0- 1	0- 1	2- 0				
0- 0	0- 0	0- 0	NEUTRAL	0- 0	0- 0	0- 0				

RPI 1-25				RPI 26-50				RPI 51-100				RPI 101+				Team's RPI: 170	
RPI	S	Opponent	Score	RPI	S	Opponent	Score	RPI	S	Opponent	Score	RPI	S	Opponent	Score		
9	N	UCLA	57 68	29	H	Mississippi St.	63 93	84	A	Charlotte	58 63	128	H	La.-Lafayette	79 62		
				34	A	UTEP	80 86	99	A	Arizona	67 77	134	A	Southern Miss.	59 69		
												134	H	Southern Miss.	72 37		
												144	H	Fla. Atlantic	65 62		
												154	H	McNeese St.	71 74		
												158	A	Wisconsin	65 79		
												164	A	Old Dominion	69 51		
												231	A	UTSA	82 72		
												239	H	Rice	63 61		
												252	H	Stephen F. Austin	76 44		
												269	H	Prairie View	68 77		
												298	N	Denver	58 53		
												310	H	FIU	82 63		
												322	A	Nicholls St.	58 55		
LAST 12 Division I GAMES:																	
239	H	Rice	63 61	84	A	Charlotte	58 63										
34	A	UTEP	80 86	164	A	Old Dominion	69 51										
231	A	UTSA	82 72	134	A	Southern Miss.	59 69										
134	H	Southern Miss.	72 37	154	H	McNeese St.	71 74										
144	H	Fla. Atlantic	65 62	128	H	La.-Lafayette	79 62										
310	H	FIU	82 63	29	H	Mississippi St.	63 93										

Non-Div I Games: Loyola (LA) 76 40

Louisiana Tech

Loss, Non-Conf, S Site, H Home A Away N Neutral

Louisville

Through Games Of Feb. 5, 2016

Average RPI Win:	123	WON-LOST	WINNING	LAST 10	STRENGTH OF	OPP. STRENGTH	TEAM	ADJ.	CONF.	ADJ CONF.
Average RPI Loss:	46	RECORD	PCT. RANK	GAMES	SCHEDULE	OF SCHEDULE	RPI	RPI	RPI	RPI
DIV. I ONLY	18- 5	37	10- 0	40	21	14	14	5	5	
DIV. I NON-CONF.	8- 5	119	2- 0	70	33	74	74	5	5	
TOTALS	RPI 1-25	RPI 26-50	W-L RECORDS	RPI 51-100	RPI 101-150	RPI 150+				
18- 5	2- 1	3- 2	OVERALL	4- 2	3- 0	6- 0				
9- 1	1- 0	1- 0	HOME	2- 1	2- 0	3- 0				
8- 2	1- 1	2- 0	AWAY	2- 1	1- 0	2- 0				
1- 2	0- 0	0- 2	NEUTRAL	0- 0	0- 0	1- 0				
8- 5	1- 1	0- 2	NON-CONFERENCE	1- 2	1- 0	5- 0				
4- 1	0- 0	0- 0	HOME	1- 1	1- 0	2- 0				
3- 2	1- 1	0- 0	AWAY	0- 1	0- 0	2- 0				
1- 2	0- 0	0- 2	NEUTRAL	0- 0	0- 0	1- 0				
10- 0	1- 0	3- 0	CONFERENCE	3- 0	2- 0	1- 0				
5- 0	1- 0	1- 0	HOME	1- 0	1- 0	1- 0				
5- 0	0- 0	2- 0	AWAY	2- 0	1- 0	0- 0				
0- 0	0- 0	0- 0	NEUTRAL	0- 0	0- 0	0- 0				

RPI	S	Opponent	Score	RPI	S	Opponent	Score	RPI	S	Opponent	Score	RPI	S	Opponent	Score
12	H	Florida St.	79 69	28	A	Syracuse	71 53	54	A	Western Ky.	69 71	116	A	North Carolina	78 60
16	A	Michigan St.	85 78	35	A	North Carolina St.	92 90	71	H	California	71 75	120	H	IUPUI	70 61
17	A	Kentucky	54 72	36	N	Purdue	60 62	79	A	Georgia Tech	78 65	132	H	Wake Forest	78 54
				39	H	Duke	65 48	87	A	Virginia	59 41	175	N	Marist	65 53
				50	N	Dayton	66 79	97	H	UT Martin	88 66	187	A	Col. of Charleston	71 67
								98	H	Virginia Tech	56 45	201	H	Valparaiso	75 42
												243	H	Clemson	75 33
												266	H	Dartmouth	94 52
												277	A	Tennessee Tech	76 54
LAST 12 Division I GAMES:															
				116	A	North Carolina	78 60	39	H	Duke	65 48				
				132	H	Wake Forest	78 54	98	H	Virginia Tech	56 45				
				243	H	Clemson	75 33	79	A	Georgia Tech	78 65				
				28	A	Syracuse	71 53	12	H	Florida St.	79 69				
				35	A	North Carolina St.	92 90	97	H	UT Martin	88 66				
				87	A	Virginia	59 41	187	A	Col. of Charleston	71 67				

Non-Div I Games:

Louisville

■ Loss,
 ■ Non-Conf,
 ■ S Site,
 ■ H Home
 ■ A Away
 N Neutral

Average RPI Win:	228	WON-LOST	WINNING	LAST 10	STRENGTH OF	OPP. STRENGTH	TEAM	ADJ.	CONF.	ADJ CONF.
Average RPI Loss:	89	RECORD	PCT. RANK	GAMES	SCHEDULE	OF SCHEDULE	RPI	RPI	RPI	RPI
DIV. I ONLY	11- 10	161	7- 3	149	109	146	146	21	21	
DIV. I NON-CONF.	4- 7	222	2- 0	93	22	150	150	17	17	
TOTALS	RPI 1-25	RPI 26-50	W-L RECORDS	RPI 51-100	RPI 101-150	RPI 150+				
11- 10	1- 2	0- 1	OVERALL	0- 4	3- 2	7- 1				
4- 6	0- 0	0- 1	HOME	0- 3	2- 2	2- 0				
7- 4	1- 2	0- 0	AWAY	0- 1	1- 0	5- 1				
0- 0	0- 0	0- 0	NEUTRAL	0- 0	0- 0	0- 0				
4- 7	1- 2	0- 1	NON-CONFERENCE	0- 3	0- 1	3- 0				
1- 4	0- 0	0- 1	HOME	0- 2	0- 1	1- 0				
3- 3	1- 2	0- 0	AWAY	0- 1	0- 0	2- 0				
0- 0	0- 0	0- 0	NEUTRAL	0- 0	0- 0	0- 0				
7- 3	0- 0	0- 0	CONFERENCE	0- 1	3- 1	4- 1				
3- 2	0- 0	0- 0	HOME	0- 1	2- 1	1- 0				
4- 1	0- 0	0- 0	AWAY	0- 0	1- 0	3- 1				
0- 0	0- 0	0- 0	NEUTRAL	0- 0	0- 0	0- 0				

RPI 1-25				RPI 26-50				RPI 51-100				RPI 101+ Team's RPI: 146			
RPI	S	Opponent	Score	RPI	S	Opponent	Score	RPI	S	Opponent	Score	RPI	S	Opponent	Score
16	A	Michigan St.	47 76	43	H	Miami (FL)	50 77	78	H	Northwestern	72 81	106	H	Drake	65 81
22	A	DePaul	88 75					79	A	Georgia Tech	77 84	116	H	Western Mich.	45 68
23	A	Green Bay	51 65					83	H	Central Mich.	59 68	121	H	UNI	64 60
								92	H	Missouri St.	62 73	147	A	Southern Ill.	69 68
												147	H	Southern Ill.	83 59
												239	A	Rice	57 50
												254	A	Indiana St.	48 62
												272	H	Lamar	82 71
												284	H	Wichita St.	60 55
												304	A	Bradley	67 54
												309	A	Illinois St.	57 41
												317	A	Evansville	63 49
												342	A	Eastern Ill.	86 75
LAST 12 Division I GAMES:															
147	H	Southern Ill.	83 59	284	H	Wichita St.	60 55								
106	H	Drake	65 81	147	A	Southern Ill.	69 68								
121	H	UNI	64 60	317	A	Evansville	63 49								
309	A	Illinois St.	57 41	304	A	Bradley	67 54								
254	A	Indiana St.	48 62	239	A	Rice	57 50								
92	H	Missouri St.	62 73	22	A	DePaul	88 75								

Non-Div I Games:

Loyola Chicago

■ Loss,
 ■ Non-Conf,
 ■ S Site,
 ■ H Home
 ■ A Away
 N Neutral

Loyola Maryland

Through Games Of Feb. 5, 2016

Average RPI Win:	316	WON-LOST	WINNING	LAST 10	STRENGTH OF	OPP. STRENGTH	TEAM	ADJ.	CONF.	ADJ CONF.
Average RPI Loss:	166	RECORD	PCT. RANK	GAMES	SCHEDULE	OF SCHEDULE	RPI	RPI	RPI	RPI
DIV. I ONLY	9- 12	210	6- 4	301	338	263	263	29	29	
DIV. I NON-CONF.	3- 8	258	0- 2	290	337	302	302	29	29	
TOTALS	RPI 1-25	RPI 26-50	W-L RECORDS	RPI 51-100	RPI 101-150	RPI 150+				
9- 12	0- 1	0- 0	OVERALL	0- 2	0- 1	9- 8				
5- 4	0- 0	0- 0	HOME	0- 0	0- 0	5- 4				
4- 8	0- 1	0- 0	AWAY	0- 2	0- 1	4- 4				
0- 0	0- 0	0- 0	NEUTRAL	0- 0	0- 0	0- 0				
3- 8	0- 1	0- 0	NON-CONFERENCE	0- 1	0- 0	3- 6				
1- 3	0- 0	0- 0	HOME	0- 0	0- 0	1- 3				
2- 5	0- 1	0- 0	AWAY	0- 1	0- 0	2- 3				
0- 0	0- 0	0- 0	NEUTRAL	0- 0	0- 0	0- 0				
6- 4	0- 0	0- 0	CONFERENCE	0- 1	0- 1	6- 2				
4- 1	0- 0	0- 0	HOME	0- 0	0- 0	4- 1				
2- 3	0- 0	0- 0	AWAY	0- 1	0- 1	2- 1				
0- 0	0- 0	0- 0	NEUTRAL	0- 0	0- 0	0- 0				

RPI 1-25				RPI 26-50				RPI 51-100				RPI 101+ Team's RPI: 263			
RPI	S	Opponent	Score	RPI	S	Opponent	Score	RPI	S	Opponent	Score	RPI	S	Opponent	Score
11	A	Maryland	47 97					62	A	Villanova	55 67	101	A	Bucknell	64 71
								76	A	Army West Point	37 70	164	A	Old Dominion	41 64
												180	H	UMBC	46 52
												191	H	William & Mary	61 62
												210	A	Lehigh	48 66
												210	H	Lehigh	68 76
												223	A	Columbia	53 63
												224	H	Fairfield	45 71
												249	H	American	52 46
												268	H	Navy	51 38
												300	A	Colgate	65 49
												330	A	Lafayette	55 51
												330	H	Lafayette	66 65
												335	A	Lipscomb	57 52
												339	A	Mt. St. Mary's	65 63
												345	A	St. Francis Brooklyn	54 64
												346	H	Boston U.	63 54
												349	H	Norfolk St.	75 67
LAST 12 Division I GAMES:															
210	H	Lehigh	68 76	76	A	Army West Point	37 70	210	A	Lehigh	48 66				
330	A	Lafayette	55 51	330	H	Lafayette	66 65	249	H	American	52 46				
300	A	Colgate	65 49	345	A	St. Francis Brooklyn	54 64	180	H	UMBC	46 52				
101	A	Bucknell	64 71												
346	H	Boston U.	63 54												
268	H	Navy	51 38												

Non-Div I Games:

Loyola Maryland

Loss, Non-Conf, S Site, H Home A Away N Neutral

Average RPI Win:	265	WON-LOST	WINNING	LAST 10	STRENGTH OF	OPP. STRENGTH	TEAM	ADJ.	CONF.	ADJ CONF.
Average RPI Loss:	111	RECORD	PCT. RANK	GAMES	SCHEDULE	OF SCHEDULE	RPI	RPI	RPI	RPI
DIV. I ONLY	7- 16	270	1- 3	171	119	247	247	9	9	
DIV. I NON-CONF.	4- 7	222	1- 0	333	190	307	307	9	9	
TOTALS	RPI 1-25	RPI 26-50	W-L RECORDS	RPI 51-100	RPI 101-150	RPI 150+				
7- 16	0- 2	0- 2	OVERALL	0- 6	1- 1	6- 5				
4- 7	0- 1	0- 0	HOME	0- 3	0- 1	4- 2				
2- 9	0- 1	0- 2	AWAY	0- 3	1- 0	1- 3				
1- 0	0- 0	0- 0	NEUTRAL	0- 0	0- 0	1- 0				
4- 7	0- 0	0- 1	NON-CONFERENCE	0- 1	0- 0	4- 5				
2- 2	0- 0	0- 0	HOME	0- 0	0- 0	2- 2				
1- 5	0- 0	0- 1	AWAY	0- 1	0- 0	1- 3				
1- 0	0- 0	0- 0	NEUTRAL	0- 0	0- 0	1- 0				
3- 9	0- 2	0- 1	CONFERENCE	0- 5	1- 1	2- 0				
2- 5	0- 1	0- 0	HOME	0- 3	0- 1	2- 0				
1- 4	0- 1	0- 1	AWAY	0- 2	1- 0	0- 0				
0- 0	0- 0	0- 0	NEUTRAL	0- 0	0- 0	0- 0				

RPI 1-25				RPI 26-50				RPI 51-100				RPI 101+ Team's RPI: 247			
RPI	S	Opponent	Score	RPI	S	Opponent	Score	RPI	S	Opponent	Score	RPI	S	Opponent	Score
20	A	BYU	61 75	30	A	Missouri	48 80	65	H	Santa Clara	56 57	118	H	San Francisco	73 75
20	H	BYU	75 82	44	A	St. Mary's (CA)	57 72	66	A	UC Riverside	62 80	142	A	Pacific	63 60
								68	A	San Diego	58 82	156	A	Hawaii	51 65
								68	H	San Diego	67 75	171	A	Colorado	81 92
								89	A	Gonzaga	68 83	195	A	Cal Poly	58 70
								89	H	Gonzaga	59 66	236	H	Seattle	69 78
												262	A	UC Santa Barbara	70 63
												265	H	Pepperdine	79 69
												273	H	Portland	62 52
												276	H	San Diego St.	92 65
												319	N	Nevada	69 58
												321	H	UC Irvine	95 50
												341	H	Cal St. Fullerton	73 75
LAST 12 Division I GAMES:															
321	H	UC Irvine	95 50	65	H	Santa Clara	56 57								
89	A	Gonzaga	68 83	118	H	San Francisco	73 75								
68	H	San Diego	67 75	142	A	Pacific	63 60								
20	H	BYU	75 82	44	A	St. Mary's (CA)	57 72								
68	A	San Diego	58 82	265	H	Pepperdine	79 69								
20	A	BYU	61 75	89	H	Gonzaga	59 66								

Non-Div I Games:

Loyola Marymount

■ Loss,
 ■ Non-Conf,
 ■ S Site,
 ■ H Home
 ■ A Away
 N Neutral

Average RPI Win:	221	WON-LOST	WINNING	LAST 10	STRENGTH OF	OPP. STRENGTH	TEAM	ADJ.	CONF.	ADJ CONF.
Average RPI Loss:	90	RECORD	PCT. RANK	GAMES	SCHEDULE	OF SCHEDULE	RPI	RPI	RPI	RPI
DIV. I ONLY	16- 7	73	8- 2	216	132	94	94	15	15	
DIV. I NON-CONF.	8- 6	136	1- 2	223	64	122	122	18	18	
TOTALS	RPI 1-25	RPI 26-50	W-L RECORDS	RPI 51-100	RPI 101-150	RPI 150+				
16- 7	0- 0	0- 3	OVERALL	1- 2	3- 1	12- 1				
8- 0	0- 0	0- 0	HOME	0- 0	1- 0	7- 0				
6- 6	0- 0	0- 2	AWAY	0- 2	1- 1	5- 1				
2- 1	0- 0	0- 1	NEUTRAL	1- 0	1- 0	0- 0				
8- 6	0- 0	0- 2	NON-CONFERENCE	1- 2	2- 1	5- 1				
3- 0	0- 0	0- 0	HOME	0- 0	0- 0	3- 0				
3- 5	0- 0	0- 1	AWAY	0- 2	1- 1	2- 1				
2- 1	0- 0	0- 1	NEUTRAL	1- 0	1- 0	0- 0				
8- 1	0- 0	0- 1	CONFERENCE	0- 0	1- 0	7- 0				
5- 0	0- 0	0- 0	HOME	0- 0	1- 0	4- 0				
3- 1	0- 0	0- 1	AWAY	0- 0	0- 0	3- 0				
0- 0	0- 0	0- 0	NEUTRAL	0- 0	0- 0	0- 0				

RPI 1-25			RPI 26-50			RPI 51-100			Team's RPI: 94			RPI 101+			
RPI	S	Opponent	Score	RPI	S	Opponent	Score	RPI	S	Opponent	Score	RPI	S	Opponent	Score
36	A	Purdue	33 56	90	A	Boston College	48 55	110	H	Stony Brook	55 52				
46	A	Albany (NY)	59 64	92	N	Missouri St.	69 65	115	N	LSU	52 41				
50	N	Dayton	37 58	100	A	Minnesota	64 91	116	A	North Carolina	58 59				
								139	A	Harvard	64 53				
								180	H	UMBC	65 55				
								192	A	Northeastern	44 56				
								206	H	Bryant	76 38				
								212	A	Binghamton	52 38				
								215	H	Hartford	61 43				
								243	H	Clemson	75 42				
								266	A	Dartmouth	59 41				
								267	A	New Hampshire	62 52				
								275	A	Vermont	62 41				
								275	H	Vermont	63 51				
								285	H	Central Conn. St.	62 42				
								323	H	UMass Lowell	74 44				
								326	A	North Dakota St.	82 51				
LAST 12 Division I GAMES:															
275	H	Vermont	63 51	323	H	UMass Lowell	74 44								
212	A	Binghamton	52 38	180	H	UMBC	65 55								
215	H	Hartford	61 43	275	A	Vermont	62 41								
110	H	Stony Brook	55 52	116	A	North Carolina	58 59								
267	A	New Hampshire	62 52	36	A	Purdue	33 56								
46	A	Albany (NY)	59 64	243	H	Clemson	75 42								

Non-Div I Games: Colby

82 42

Maine

Average RPI Win:	239	WON-LOST	WINNING	LAST 10	STRENGTH OF	OPP. STRENGTH	TEAM	ADJ.	CONF.	ADJ CONF.
Average RPI Loss:	198	RECORD	PCT. RANK	GAMES	SCHEDULE	OF SCHEDULE	RPI	RPI	RPI	RPI
DIV. I ONLY	10- 11	181	5- 4	284	287	237	237	23	23	
DIV. I NON-CONF.	3- 6	234	0- 1	309	303	305	305	24	24	
TOTALS	RPI 1-25	RPI 26-50	W-L RECORDS	RPI 51-100	RPI 101-150	RPI 150+				
10- 11	0- 0	0- 0	OVERALL	0- 0	2- 3	8- 8				
6- 4	0- 0	0- 0	HOME	0- 0	1- 1	5- 3				
4- 7	0- 0	0- 0	AWAY	0- 0	1- 2	3- 5				
0- 0	0- 0	0- 0	NEUTRAL	0- 0	0- 0	0- 0				
3- 6	0- 0	0- 0	NON-CONFERENCE	0- 0	0- 2	3- 4				
2- 2	0- 0	0- 0	HOME	0- 0	0- 1	2- 1				
1- 4	0- 0	0- 0	AWAY	0- 0	0- 1	1- 3				
0- 0	0- 0	0- 0	NEUTRAL	0- 0	0- 0	0- 0				
7- 5	0- 0	0- 0	CONFERENCE	0- 0	2- 1	5- 4				
4- 2	0- 0	0- 0	HOME	0- 0	1- 0	3- 2				
3- 3	0- 0	0- 0	AWAY	0- 0	1- 1	2- 2				
0- 0	0- 0	0- 0	NEUTRAL	0- 0	0- 0	0- 0				

RPI 1-25			RPI 26-50			RPI 51-100			RPI 101+			Team's RPI: 237
RPI	S	Opponent	Score	RPI	S	Opponent	Score	RPI	S	Opponent	Score	
								101	H	Bucknell	56	61
								107	A	Yale	36	62
								111	A	Quinnipiac	52	42
								119	A	Iona	56	67
								119	H	Iona	63	56
								157	H	Fordham	49	60
								161	H	Brown	80	56
								175	H	Marist	73	79
								202	H	Canisius	77	55
								222	A	Siena	59	60
								224	A	Fairfield	70	55
								224	H	Fairfield	57	59
								249	A	American	48	52
								267	A	New Hampshire	57	72
								271	A	Holy Cross	44	58
								287	H	Niagara	80	62
								291	A	Monmouth	62	72
								297	A	Rider	74	70
								315	A	Fairleigh Dickinson	85	78
								331	H	Saint Peter's	64	47
								345	H	St. Francis Brooklyn	61	53
LAST 12 Division I GAMES:												
202	H	Canisius	77	55	175	H	Marist	73	79			
291	A	Monmouth	62	72	222	A	Siena	59	60			
297	A	Rider	74	70	224	A	Fairfield	70	55			
331	H	Saint Peter's	64	47	119	A	Iona	56	67			
119	H	Iona	63	56	249	A	American	48	52			
224	H	Fairfield	57	59	345	H	St. Francis Brooklyn	61	53			

Non-Div I Games:

Manhattan

■ Loss,
 ■ Non-Conf,
 ■ S Site,
 ■ H Home
 ■ A Away
 N Neutral

Average RPI Win:	258	WON-LOST	WINNING	LAST 10	STRENGTH OF	OPP. STRENGTH	TEAM	ADJ.	CONF.	ADJ CONF.
Average RPI Loss:	105	RECORD	PCT. RANK	GAMES	SCHEDULE	OF SCHEDULE	RPI	RPI	RPI	RPI
DIV. I ONLY	12- 11	166	8- 2	186	205	175	175	23	23	
DIV. I NON-CONF.	1- 9	325	0- 1	44	81	230	230	24	24	
TOTALS	RPI 1-25	RPI 26-50	W-L RECORDS	RPI 51-100	RPI 101-150	RPI 150+				
12- 11	0- 1	0- 1	OVERALL	0- 4	2- 3	10- 2				
7- 3	0- 0	0- 0	HOME	0- 2	2- 0	5- 1				
5- 5	0- 0	0- 1	AWAY	0- 1	0- 2	5- 1				
0- 3	0- 1	0- 0	NEUTRAL	0- 1	0- 1	0- 0				
1- 9	0- 1	0- 1	NON-CONFERENCE	0- 4	0- 2	1- 1				
0- 3	0- 0	0- 0	HOME	0- 2	0- 0	0- 1				
1- 3	0- 0	0- 1	AWAY	0- 1	0- 1	1- 0				
0- 3	0- 1	0- 0	NEUTRAL	0- 1	0- 1	0- 0				
11- 2	0- 0	0- 0	CONFERENCE	0- 0	2- 1	9- 1				
7- 0	0- 0	0- 0	HOME	0- 0	2- 0	5- 0				
4- 2	0- 0	0- 0	AWAY	0- 0	0- 1	4- 1				
0- 0	0- 0	0- 0	NEUTRAL	0- 0	0- 0	0- 0				

RPI 1-25				RPI 26-50				RPI 51-100				RPI 101+				Team's RPI: 175	
RPI	S	Opponent	Score	RPI	S	Opponent	Score	RPI	S	Opponent	Score	RPI	S	Opponent	Score		
14	N	Louisville	53 65	41	A	St. John's (NY)	47 61	51	H	Princeton	44 77	111	H	Quinnipiac	56 47		
								56	A	South Dakota St.	68 77	112	A	Creighton	46 89		
								77	H	Hofstra	67 71	115	N	LSU	49 72		
								92	N	Missouri St.	45 77	119	A	Iona	49 69		
												119	H	Iona	62 61		
												189	H	Delaware	50 56		
												222	H	Siena	66 37		
												224	A	Fairfield	72 57		
												237	A	Manhattan	79 73		
												287	H	Niagara	63 50		
												291	A	Monmouth	52 60		
												291	H	Monmouth	78 55		
												297	A	Rider	74 56		
												297	H	Rider	66 54		
												331	A	Saint Peter's	74 55		
												331	H	Saint Peter's	69 46		
												346	A	Boston U.	73 54		
LAST 12 Division I GAMES:																	
331	A	Saint Peter's	74 55	119	H	Iona	62 61										
297	A	Rider	74 56	237	A	Manhattan	79 73										
222	H	Siena	66 37	291	A	Monmouth	52 60										
331	H	Saint Peter's	69 46	119	A	Iona	49 69										
287	H	Niagara	63 50	297	H	Rider	66 54										
291	H	Monmouth	78 55	51	H	Princeton	44 77										

Non-Div I Games:

Marist

■ Loss,
 ■ Non-Conf,
 S Site,
 ■ Home
 ■ Away
 N Neutral

Average RPI Win:	147	WON-LOST	WINNING	LAST 10	STRENGTH OF	OPP. STRENGTH	TEAM	ADJ.	CONF.	ADJ CONF.
Average RPI Loss:	65	RECORD	PCT. RANK	GAMES	SCHEDULE	OF SCHEDULE	RPI	RPI	RPI	RPI
DIV. I ONLY	11- 12	178	6- 4	22	63	82	82	6	6	
DIV. I NON-CONF.	5- 6	180	0- 0	26	70	99	99	6	6	
TOTALS	RPI 1-25	RPI 26-50	W-L RECORDS	RPI 51-100	RPI 101-150	RPI 150+				
11- 12	1- 5	1- 1	OVERALL	2- 3	1- 3	6- 0				
7- 3	1- 1	1- 0	HOME	2- 1	1- 1	2- 0				
3- 9	0- 4	0- 1	AWAY	0- 2	0- 2	3- 0				
1- 0	0- 0	0- 0	NEUTRAL	0- 0	0- 0	1- 0				
5- 6	0- 3	0- 0	NON-CONFERENCE	1- 1	0- 2	4- 0				
2- 2	0- 1	0- 0	HOME	1- 0	0- 1	1- 0				
2- 4	0- 2	0- 0	AWAY	0- 1	0- 1	2- 0				
1- 0	0- 0	0- 0	NEUTRAL	0- 0	0- 0	1- 0				
6- 6	1- 2	1- 1	CONFERENCE	1- 2	1- 1	2- 0				
5- 1	1- 0	1- 0	HOME	1- 1	1- 0	1- 0				
1- 5	0- 2	0- 1	AWAY	0- 1	0- 1	1- 0				
0- 0	0- 0	0- 0	NEUTRAL	0- 0	0- 0	0- 0				

RPI S	Opponent	Score	RPI S	Opponent	Score	RPI S	Opponent	Score	RPI S	Opponent	Score
7	H Oregon St.	58 65	41	A St. John's (NY)	77 81	61	H Auburn	70 69	112	H Creighton	79 72
10	A Arizona St.	80 90	41	H St. John's (NY)	67 64	62	H Villanova	75 82	120	H IUPUI	55 60
19	A Seton Hall	68 99				86	A South Dakota	69 97	141	A Xavier	66 71
19	H Seton Hall	89 82				96	A Georgetown	72 75	149	A Northern Ky.	78 83
22	A DePaul	86 91				96	H Georgetown	87 72	158	H Wisconsin	77 61
23	A Green Bay	55 75							186	A Butler	80 64
									190	A Milwaukee	101 81
									208	N Richmond	98 80
									235	H Providence	105 75
									310	A FIU	95 83
LAST 12 Division I GAMES:											
96	A Georgetown	72 75	141	A Xavier	66 71						
19	H Seton Hall	89 82	96	H Georgetown	87 72						
41	H St. John's (NY)	67 64	62	H Villanova	75 82						
112	H Creighton	79 72	41	A St. John's (NY)	77 81						
235	H Providence	105 75	19	A Seton Hall	68 99						
186	A Butler	80 64	22	A DePaul	86 91						

Non-Div I Games:

Marquette

■ Loss,
■ Non-Conf,
■ S Site,
■ H Home
■ A Away
N Neutral

Average RPI Win:	233	WON-LOST	WINNING	LAST 10	STRENGTH OF	OPP. STRENGTH	TEAM	ADJ.	CONF.	ADJ CONF.
Average RPI Loss:	98	RECORD	PCT. RANK	GAMES	SCHEDULE	OF SCHEDULE	RPI	RPI	RPI	RPI
DIV. I ONLY	13- 6	76	5- 5	246	178	135	135	11	11	
DIV. I NON-CONF.	8- 1	23	1- 0	326	329	136	136	10	10	
TOTALS	RPI 1-25	RPI 26-50	W-L RECORDS	RPI 51-100	RPI 101-150	RPI 150+				
13- 6	0- 0	1- 1	OVERALL	0- 3	1- 1	11- 1				
9- 2	0- 0	1- 0	HOME	0- 1	0- 0	8- 1				
4- 3	0- 0	0- 0	AWAY	0- 2	1- 1	3- 0				
0- 1	0- 0	0- 1	NEUTRAL	0- 0	0- 0	0- 0				
8- 1	0- 0	0- 1	NON-CONFERENCE	0- 0	1- 0	7- 0				
6- 0	0- 0	0- 0	HOME	0- 0	0- 0	6- 0				
2- 0	0- 0	0- 0	AWAY	0- 0	1- 0	1- 0				
0- 1	0- 0	0- 1	NEUTRAL	0- 0	0- 0	0- 0				
5- 5	0- 0	1- 0	CONFERENCE	0- 3	0- 1	4- 1				
3- 2	0- 0	1- 0	HOME	0- 1	0- 0	2- 1				
2- 3	0- 0	0- 0	AWAY	0- 2	0- 1	2- 0				
0- 0	0- 0	0- 0	NEUTRAL	0- 0	0- 0	0- 0				

RPI 1-25				RPI 26-50				RPI 51-100				RPI 101+				Team's RPI: 135	
RPI	S	Opponent	Score	RPI	S	Opponent	Score	RPI	S	Opponent	Score	RPI	S	Opponent	Score		
				34	H	UTEP	79 64	54	A	Western Ky.	52 81	144	A	Fla. Atlantic	73 84		
				38	N	West Virginia	60 66	72	A	Middle Tenn.	54 65	147	A	Southern Ill.	61 55		
								84	H	Charlotte	61 64	164	H	Old Dominion	80 62		
												165	H	Cornell	73 47		
												184	A	UAB	64 61		
												193	H	Rhode Island	72 62		
												197	H	North Texas	63 71		
												239	H	Rice	81 52		
												274	H	Saint Francis (PA)	81 73		
												289	A	Morehead St.	104 101		
												310	A	FIU	65 58		
												337	H	NJIT	63 50		
												344	H	Alabama A&M	81 45		
												349	H	Norfolk St.	81 67		
LAST 12 Division I GAMES:																	
				34	H	UTEP	79 64	197	H	North Texas	63 71						
				184	A	UAB	64 61	310	A	FIU	65 58						
				72	A	Middle Tenn.	54 65	144	A	Fla. Atlantic	73 84						
				164	H	Old Dominion	80 62	54	A	Western Ky.	52 81						
				84	H	Charlotte	61 64	147	A	Southern Ill.	61 55						
				239	H	Rice	81 52	349	H	Norfolk St.	81 67						

Non-Div I Games: Brescia 92 40 West Va. Tech 83 39

Marshall

Loss, Non-Conf, S Site, H Home A Away N Neutral

Maryland

Through Games Of Feb. 5, 2016

Average RPI Win:	141	WON-LOST	WINNING	LAST 10	STRENGTH OF	OPP. STRENGTH	TEAM	ADJ.	CONF.	ADJ CONF.
Average RPI Loss:	5	RECORD	PCT. RANK	GAMES	SCHEDULE	OF SCHEDULE	RPI	RPI	RPI	RPI
DIV. I ONLY	21- 2	7	3- 0	70	34	11	11	4	4	
DIV. I NON-CONF.	11- 1	16	0- 0	159	142	37	37	4	4	
TOTALS	RPI 1-25	RPI 26-50	W-L RECORDS	RPI 51-100	RPI 101-150	RPI 150+				
21- 2	1- 2	4- 0	OVERALL	4- 0	2- 0	10- 0				
11- 1	1- 1	2- 0	HOME	2- 0	0- 0	6- 0				
7- 0	0- 0	2- 0	AWAY	1- 0	1- 0	3- 0				
3- 1	0- 1	0- 0	NEUTRAL	1- 0	1- 0	1- 0				
11- 1	0- 1	1- 0	NON-CONFERENCE	1- 0	1- 0	8- 0				
7- 0	0- 0	1- 0	HOME	0- 0	0- 0	6- 0				
1- 0	0- 0	0- 0	AWAY	0- 0	0- 0	1- 0				
3- 1	0- 1	0- 0	NEUTRAL	1- 0	1- 0	1- 0				
10- 1	1- 1	3- 0	CONFERENCE	3- 0	1- 0	2- 0				
4- 1	1- 1	1- 0	HOME	2- 0	0- 0	0- 0				
6- 0	0- 0	2- 0	AWAY	1- 0	1- 0	2- 0				
0- 0	0- 0	0- 0	NEUTRAL	0- 0	0- 0	0- 0				

RPI S	Opponent	Score	RPI S	Opponent	Score	RPI S	Opponent	Score	RPI S	Opponent	Score
4 N	UConn	73 83	28 H	Syracuse	82 64	56 N	South Dakota St.	62 55	137 A	Penn St.	89 53
6 H	Ohio St.	71 80	36 A	Purdue	87 67	64 H	Nebraska	89 50	145 N	Pittsburgh	70 49
16 H	Michigan St.	85 76	45 A	Iowa	76 56	73 A	Michigan	74 67	152 A	Illinois	79 63
			49 H	Indiana	86 63	78 H	Northwestern	80 62	158 A	Wisconsin	90 65
									164 N	Old Dominion	95 49
									182 H	Detroit	97 41
									183 H	Southern U.	94 61
									238 H	High Point	105 50
									263 H	Loyola Maryland	97 47
									285 H	Central Conn. St.	86 43
									293 A	UMES	106 30
									323 H	UMass Lowell	102 53
LAST 12 Division I GAMES:											
16 H	Michigan St.	85 76	73 A	Michigan	74 67						
36 A	Purdue	87 67	45 A	Iowa	76 56						
49 H	Indiana	86 63	64 H	Nebraska	89 50						
137 A	Penn St.	89 53	6 H	Ohio St.	71 80						
158 A	Wisconsin	90 65	152 A	Illinois	79 63						
78 H	Northwestern	80 62	4 N	UConn	73 83						

Non-Div I Games:

Maryland

Loss, Non-Conf, S Site, H Home A Away N Neutral

Massachusetts

Through Games Of Feb. 5, 2016

Average RPI Win:	240	WON-LOST	WINNING	LAST 10	STRENGTH OF	OPP. STRENGTH	TEAM	ADJ.	CONF.	ADJ CONF.
Average RPI Loss:	118	RECORD	PCT. RANK	GAMES	SCHEDULE	OF SCHEDULE	RPI	RPI	RPI	RPI
DIV. I ONLY	6- 15	276	0- 3	106	145	226	226	7	7	
DIV. I NON-CONF.	6- 6	160	0- 1	249	212	197	197	8	8	
TOTALS	RPI 1-25	RPI 26-50	W-L RECORDS	RPI 51-100	RPI 101-150	RPI 150+				
6- 15	0- 1	0- 3	OVERALL	1- 4	0- 2	5- 5				
4- 5	0- 0	0- 0	HOME	1- 2	0- 1	3- 2				
2- 9	0- 1	0- 3	AWAY	0- 1	0- 1	2- 3				
0- 1	0- 0	0- 0	NEUTRAL	0- 1	0- 0	0- 0				
6- 6	0- 0	0- 1	NON-CONFERENCE	1- 1	0- 2	5- 2				
4- 1	0- 0	0- 0	HOME	1- 0	0- 1	3- 0				
2- 4	0- 0	0- 1	AWAY	0- 0	0- 1	2- 2				
0- 1	0- 0	0- 0	NEUTRAL	0- 1	0- 0	0- 0				
0- 9	0- 1	0- 2	CONFERENCE	0- 3	0- 0	0- 3				
0- 4	0- 0	0- 0	HOME	0- 2	0- 0	0- 2				
0- 5	0- 1	0- 2	AWAY	0- 1	0- 0	0- 1				
0- 0	0- 0	0- 0	NEUTRAL	0- 0	0- 0	0- 0				

RPI	S	Opponent	Score	RPI	S	Opponent	Score	RPI	S	Opponent	Score	RPI	S	Opponent	Score	Team's RPI: 226
24	A	Duquesne	64 73	33	A	St. Bonaventure	41 66	58	N	Ball St.	54 81	126	H	Buffalo	48 56	
				37	A	George Washington	50 67	77	H	Hofstra	57 56	139	A	Harvard	65 67	
				39	A	Duke	46 70	85	A	Saint Louis	49 69	171	A	Colorado	63 90	
								88	H	Saint Joseph's	58 62	185	A	George Mason	59 64	
								95	H	VCU	66 74	193	H	Rhode Island	79 80	
												206	A	Bryant	86 69	
												208	H	Richmond	68 74	
												215	H	Hartford	63 57	
												271	A	Holy Cross	74 60	
												285	A	Central Conn. St.	68 78	
												323	H	UMass Lowell	84 58	
												346	H	Boston U.	73 56	
LAST 12 Division I GAMES:																
		58	N	Ball St.	54	81				85	A	Saint Louis	49	69		
		24	A	Duquesne	64	73				33	A	St. Bonaventure	41	66		
		185	A	George Mason	59	64				88	H	Saint Joseph's	58	62		
		193	H	Rhode Island	79	80				95	H	VCU	66	74		
		37	A	George Washington	50	67				323	H	UMass Lowell	84	58		
		208	H	Richmond	68	74				215	H	Hartford	63	57		

Non-Div I Games:

Massachusetts

Loss, Non-Conf, S Site, H Home A Away N Neutral

Average RPI Win:	257	WON-LOST	WINNING	LAST 10	STRENGTH OF	OPP. STRENGTH	TEAM	ADJ.	CONF.	ADJ CONF.
Average RPI Loss:	129	RECORD	PCT. RANK	GAMES	SCHEDULE	OF SCHEDULE	RPI	RPI	RPI	RPI
DIV. I ONLY	12- 7	101	2- 0	295	183	154	154	27	27	
DIV. I NON-CONF.	5- 4	138	1- 0	161	49	93	93	26	26	
TOTALS	RPI 1-25	RPI 26-50	W-L RECORDS	RPI 51-100	RPI 101-150	RPI 150+				
12- 7	0- 1	0- 0	OVERALL	0- 3	0- 1	12- 2				
7- 1	0- 0	0- 0	HOME	0- 0	0- 0	7- 1				
4- 6	0- 1	0- 0	AWAY	0- 3	0- 1	4- 1				
1- 0	0- 0	0- 0	NEUTRAL	0- 0	0- 0	1- 0				
5- 4	0- 1	0- 0	NON-CONFERENCE	0- 2	0- 1	5- 0				
2- 0	0- 0	0- 0	HOME	0- 0	0- 0	2- 0				
2- 4	0- 1	0- 0	AWAY	0- 2	0- 1	2- 0				
1- 0	0- 0	0- 0	NEUTRAL	0- 0	0- 0	1- 0				
7- 3	0- 0	0- 0	CONFERENCE	0- 1	0- 0	7- 2				
5- 1	0- 0	0- 0	HOME	0- 0	0- 0	5- 1				
2- 2	0- 0	0- 0	AWAY	0- 1	0- 0	2- 1				
0- 0	0- 0	0- 0	NEUTRAL	0- 0	0- 0	0- 0				

RPI 1-25				RPI 26-50				RPI 51-100				RPI 101+ Team's RPI: 154			
RPI	S	Opponent	Score	RPI	S	Opponent	Score	RPI	S	Opponent	Score	RPI	S	Opponent	Score
3	A	Baylor	46 105					57	A	Chattanooga	53 68	133	A	Ole Miss	56 96
								59	A	Abilene Christian	62 79	159	A	Texas-Arlington	63 57
								81	A	Tulane	55 74	170	A	Louisiana Tech	74 71
												176	H	Northwestern St.	78 74
												230	A	Houston Baptist	71 64
												239	H	Rice	61 53
												242	H	Sam Houston St.	82 79
												252	A	Stephen F. Austin	55 80
												266	N	Dartmouth	78 56
												270	H	La.-Monroe	72 62
												314	H	Southeastern La.	96 79
												316	H	Incarinate Word	55 68
												333	H	A&M-Corpus Christi	72 51
												340	A	New Orleans	77 74
												340	H	New Orleans	92 63
LAST 12 Division I GAMES:															
159	A	Texas-Arlington	63 57	242	H	Sam Houston St.	82 79								
340	H	New Orleans	92 63	59	A	Abilene Christian	62 79								
340	A	New Orleans	77 74	333	H	A&M-Corpus Christi	72 51								
314	H	Southeastern La.	96 79	230	A	Houston Baptist	71 64								
176	H	Northwestern St.	78 74	252	A	Stephen F. Austin	55 80								
316	H	Incarinate Word	55 68	170	A	Louisiana Tech	74 71								

Non-Div I Games: Loyola (LA) 70 69 Louisiana Col. 73 59 Southern-N.O. 97 61

McNeese St.

Loss, Non-Conf, S Site, H Home A Away N Neutral

Average RPI Win:	176	WON-LOST	WINNING	LAST 10	STRENGTH OF	OPP. STRENGTH	TEAM	ADJ.	CONF.	ADJ CONF.
Average RPI Loss:	101	RECORD	PCT. RANK	GAMES	SCHEDULE	OF SCHEDULE	RPI	RPI	RPI	RPI
DIV. I ONLY	12- 10	153	6- 4	110	76	125	125	8	8	
DIV. I NON-CONF.	6- 5	146	1- 0	165	115	157	157	7	7	
TOTALS	RPI 1-25	RPI 26-50	W-L RECORDS	RPI 51-100	RPI 101-150	RPI 150+				
12- 10	0- 2	1- 1	OVERALL	3- 3	1- 1	7- 3				
9- 4	0- 1	1- 1	HOME	2- 1	1- 0	5- 1				
3- 6	0- 1	0- 0	AWAY	1- 2	0- 1	2- 2				
0- 0	0- 0	0- 0	NEUTRAL	0- 0	0- 0	0- 0				
6- 5	0- 0	0- 1	NON-CONFERENCE	2- 2	1- 0	3- 2				
5- 2	0- 0	0- 1	HOME	1- 1	1- 0	3- 0				
1- 3	0- 0	0- 0	AWAY	1- 1	0- 0	0- 2				
0- 0	0- 0	0- 0	NEUTRAL	0- 0	0- 0	0- 0				
6- 5	0- 2	1- 0	CONFERENCE	1- 1	0- 1	4- 1				
4- 2	0- 1	1- 0	HOME	1- 0	0- 0	2- 1				
2- 3	0- 1	0- 0	AWAY	0- 1	0- 1	2- 0				
0- 0	0- 0	0- 0	NEUTRAL	0- 0	0- 0	0- 0				

RPI 1-25				RPI 26-50				RPI 51-100				RPI 101+ Team's RPI: 125			
RPI	S	Opponent	Score	RPI	S	Opponent	Score	RPI	S	Opponent	Score	RPI	S	Opponent	Score
4	A	UConn	40 83	37	H	George Washington	62 68	70	A	Temple	58 82	147	H	Southern Ill.	61 58
4	H	UConn	46 86	40	H	South Fla.	88 87	81	H	Tulane	83 67	150	A	SMU	49 58
								83	A	Central Mich.	64 61	152	H	Illinois	81 75
								85	H	Saint Louis	57 63	172	A	Little Rock	53 61
								96	H	Georgetown	57 53	188	A	Tulsa	69 58
								100	A	Minnesota	60 70	188	H	Tulsa	59 65
												200	A	Kansas	63 72
												207	A	Cincinnati	64 47
												241	H	Houston	74 57
												250	H	UCF	75 59
												280	H	Jacksonville St.	70 55
												342	H	Eastern Ill.	80 49
LAST 12 Division I GAMES:															
4	A	UConn	40 83	188	H	Tulsa	59 65								
250	H	UCF	75 59	207	A	Cincinnati	64 47								
188	A	Tulsa	69 58	241	H	Houston	74 57								
40	H	South Fla.	88 87	81	H	Tulane	83 67								
150	A	SMU	49 58	70	A	Temple	58 82								
4	H	UConn	46 86	152	H	Illinois	81 75								

Non-Div I Games:

Memphis

■ Loss,
 ■ Non-Conf,
 ■ S Site,
 ■ H Home
 ■ A Away
 N Neutral

Average RPI Win:	255	WON-LOST	WINNING	LAST 10	STRENGTH OF	OPP. STRENGTH	TEAM	ADJ.	CONF.	ADJ CONF.
Average RPI Loss:	85	RECORD	PCT. RANK	GAMES	SCHEDULE	OF SCHEDULE	RPI	RPI	RPI	RPI
DIV. I ONLY	15- 6	65	9- 1	266	206	129	129	17	17	
DIV. I NON-CONF.	8- 5	119	4- 0	226	250	154	154	16	16	
TOTALS	RPI 1-25	RPI 26-50	W-L RECORDS	RPI 51-100	RPI 101-150	RPI 150+				
15- 6	0- 1	0- 1	OVERALL	1- 2	1- 1	13- 1				
6- 3	0- 0	0- 0	HOME	1- 1	0- 1	5- 1				
8- 2	0- 1	0- 1	AWAY	0- 0	1- 0	7- 0				
1- 1	0- 0	0- 0	NEUTRAL	0- 1	0- 0	1- 0				
8- 5	0- 1	0- 1	NON-CONFERENCE	0- 2	0- 1	8- 0				
4- 2	0- 0	0- 0	HOME	0- 1	0- 1	4- 0				
3- 2	0- 1	0- 1	AWAY	0- 0	0- 0	3- 0				
1- 1	0- 0	0- 0	NEUTRAL	0- 1	0- 0	1- 0				
7- 1	0- 0	0- 0	CONFERENCE	1- 0	1- 0	5- 1				
2- 1	0- 0	0- 0	HOME	1- 0	0- 0	1- 1				
5- 0	0- 0	0- 0	AWAY	0- 0	1- 0	4- 0				
0- 0	0- 0	0- 0	NEUTRAL	0- 0	0- 0	0- 0				

RPI 1-25				RPI 26-50				RPI 51-100				RPI 101+ Team's RPI: 129			
RPI	S	Opponent	Score	RPI	S	Opponent	Score	RPI	S	Opponent	Score	RPI	S	Opponent	Score
12	A	Florida St.	36 79	26	A	Georgia	44 57	57	H	Chattanooga	67 44	122	A	Samford	63 60
								84	N	Charlotte	62 72	147	H	Southern Ill.	52 55
								85	H	Saint Louis	60 68	153	H	ETSU	53 55
												187	H	Col. of Charleston	66 58
												218	A	Furman	61 50
												277	A	Tennessee Tech	63 47
												279	H	Ga. Southern	62 50
												280	H	Jacksonville St.	46 39
												286	A	Kennesaw St.	72 61
												288	A	UNCG	86 78
												299	A	Western Caro.	92 88
												299	H	Western Caro.	63 42
												302	A	Florida A&M	54 50
												303	H	North Florida	68 54
												312	A	Wofford	70 61
												320	N	Howard	70 53
LAST 12 Division I GAMES:															
299	H	Western Caro.	63 42	299	A	Western Caro.	92 88								
218	A	Furman	61 50	288	A	UNCG	86 78								
312	A	Wofford	70 61	302	A	Florida A&M	54 50								
153	H	ETSU	53 55	303	H	North Florida	68 54								
57	H	Chattanooga	67 44	187	H	Col. of Charleston	66 58								
122	A	Samford	63 60	280	H	Jacksonville St.	46 39								

Non-Div I Games: Faulkner 86 33 Coastal Ga. 87 48

Mercer

Loss, Non-Conf, S Site, H Home A Away N Neutral

Average RPI Win: 166		WON-LOST	WINNING	LAST 10	STRENGTH OF	OPP. STRENGTH	TEAM	ADJ.	CONF.	ADJ CONF.
Average RPI Loss: 33		RECORD	PCT. RANK	GAMES	SCHEDULE	OF SCHEDULE	RPI	RPI	RPI	RPI
DIV. I ONLY		19- 4	20	7- 3	108	56	43	43	5	5
DIV. I NON-CONF.		12- 1	10	2- 0	193	108	44	44	5	5
TOTALS		RPI 1-25	RPI 26-50		W-L RECORDS		RPI 51-100	RPI 101-150	RPI 150+	
19- 4		0- 2	2- 1		OVERALL		3- 1	5- 0	9- 0	
11- 2		0- 1	1- 1		HOME		0- 0	3- 0	7- 0	
7- 1		0- 0	0- 0		AWAY		3- 1	2- 0	2- 0	
1- 1		0- 1	1- 0		NEUTRAL		0- 0	0- 0	0- 0	
12- 1		0- 1	1- 0		NON-CONFERENCE		1- 0	2- 0	8- 0	
8- 0		0- 0	0- 0		HOME		0- 0	1- 0	7- 0	
3- 0		0- 0	0- 0		AWAY		1- 0	1- 0	1- 0	
1- 1		0- 1	1- 0		NEUTRAL		0- 0	0- 0	0- 0	
7- 3		0- 1	1- 1		CONFERENCE		2- 1	3- 0	1- 0	
3- 2		0- 1	1- 1		HOME		0- 0	2- 0	0- 0	
4- 1		0- 0	0- 0		AWAY		2- 1	1- 0	1- 0	
0- 0		0- 0	0- 0		NEUTRAL		0- 0	0- 0	0- 0	

RPI 1-25				RPI 26-50				Team's RPI: 43	RPI 51-100				RPI 101+			
RPI	S	Opponent	Score	RPI	S	Opponent	Score		RPI	S	Opponent	Score	RPI	S	Opponent	Score
3	N	Baylor	81 88	28	H	Syracuse	51 57		84	A	Charlotte	77 70	104	H	Wright St.	80 67
12	H	Florida St.	58 69	35	H	North Carolina St.	73 44		87	A	Virginia	56 76	116	A	North Carolina	76 61
				49	N	Indiana	89 75		90	A	Boston College	67 62	132	H	Wake Forest	71 60
									98	A	Virginia Tech	57 45	145	H	Pittsburgh	79 55
													146	A	Loyola Chicago	77 50
													152	H	Illinois	73 64
													164	A	Old Dominion	61 35
													190	H	Milwaukee	77 38
													233	H	Coppin St.	78 59
													243	A	Clemson	83 49
													258	H	Bethune-Cookman	55 47
													281	H	La Salle	86 58
													310	H	FIU	83 55
													323	H	UMass Lowell	84 53
LAST 12 Division I GAMES:																
90	A	Boston College	67 62	243	A	Clemson	83 49									
28	H	Syracuse	51 57	145	H	Pittsburgh	79 55									
98	A	Virginia Tech	57 45	87	A	Virginia	56 76									
12	H	Florida St.	58 69	35	H	North Carolina St.	73 44									
116	A	North Carolina	76 61	310	H	FIU	83 55									
132	H	Wake Forest	71 60	49	N	Indiana	89 75									

Non-Div I Games:

Miami (FL)

■ Loss,
 ■ Non-Conf, S Site,
 ■ Home
 ■ Away
 N Neutral

Average RPI Win:	255	WON-LOST	WINNING	LAST 10	STRENGTH OF	OPP. STRENGTH	TEAM	ADJ.	CONF.	ADJ CONF.
Average RPI Loss:	123	RECORD	PCT. RANK	GAMES	SCHEDULE	OF SCHEDULE	RPI	RPI	RPI	RPI
DIV. I ONLY	9- 11	194	3- 7	237	160	245	245	12	12	
DIV. I NON-CONF.	6- 5	146	1- 2	299	180	225	225	13	13	
TOTALS	RPI 1-25	RPI 26-50	W-L RECORDS	RPI 51-100	RPI 101-150	RPI 150+				
9- 11	0- 0	0- 0	OVERALL	0- 5	1- 4	8- 2				
7- 5	0- 0	0- 0	HOME	0- 1	1- 2	6- 2				
1- 6	0- 0	0- 0	AWAY	0- 4	0- 2	1- 0				
1- 0	0- 0	0- 0	NEUTRAL	0- 0	0- 0	1- 0				
6- 5	0- 0	0- 0	NON-CONFERENCE	0- 2	0- 2	6- 1				
4- 2	0- 0	0- 0	HOME	0- 0	0- 1	4- 1				
1- 3	0- 0	0- 0	AWAY	0- 2	0- 1	1- 0				
1- 0	0- 0	0- 0	NEUTRAL	0- 0	0- 0	1- 0				
3- 6	0- 0	0- 0	CONFERENCE	0- 3	1- 2	2- 1				
3- 3	0- 0	0- 0	HOME	0- 1	1- 1	2- 1				
0- 3	0- 0	0- 0	AWAY	0- 2	0- 1	0- 0				
0- 0	0- 0	0- 0	NEUTRAL	0- 0	0- 0	0- 0				

RPI 1-25				RPI 26-50				RPI 51-100				RPI 101+				Team's RPI: 245	
RPI	S	Opponent	Score	RPI	S	Opponent	Score	RPI	S	Opponent	Score	RPI	S	Opponent	Score		
								58	A	Ball St.	41	66	108	H	Toledo	50	55
								73	A	Michigan	55	97	116	A	Western Mich.	66	80
								83	A	Central Mich.	54	77	126	H	Buffalo	69	58
								83	H	Central Mich.	58	72	144	A	Fla. Atlantic	65	68
								97	A	UT Martin	47	74	149	H	Northern Ky.	57	71
													194	H	Oakland	65	54
													201	A	Valparaiso	75	72
													211	H	Eastern Ky.	72	77
													234	H	Bowling Green	58	64
													253	H	Austin Peay	75	60
													264	H	Northern Ill.	66	60
													289	H	Morehead St.	59	57
													317	H	Evansville	91	85
													324	N	LIU Brooklyn	68	49
													329	H	Kent St.	55	52
LAST 12 Division I GAMES:																	
				329	H	Kent St.	55	52	58	A	Ball St.	41	66				
				83	A	Central Mich.	54	77	264	H	Northern Ill.	66	60				
				126	H	Buffalo	69	58	234	H	Bowling Green	58	64				
				83	H	Central Mich.	58	72	144	A	Fla. Atlantic	65	68				
				116	A	Western Mich.	66	80	324	N	LIU Brooklyn	68	49				
				108	H	Toledo	50	55	73	A	Michigan	55	97				

Non-Div I Games:

Miami (OH)

■ Loss,
 ■ Non-Conf, S Site,
 ■ Home
 ■ Away
 N Neutral

Average RPI Win:	160	WON-LOST	WINNING	LAST 10	STRENGTH OF	OPP. STRENGTH	TEAM	ADJ.	CONF.	ADJ CONF.
Average RPI Loss:	41	RECORD	PCT. RANK	GAMES	SCHEDULE	OF SCHEDULE	RPI	RPI	RPI	RPI
DIV. I ONLY	12- 10	153	4- 6	15	69	73	73	4	4	
DIV. I NON-CONF.	8- 3	77	0- 1	92	186	77	77	4	4	
TOTALS	RPI 1-25	RPI 26-50	W-L RECORDS	RPI 51-100	RPI 101-150	RPI 150+				
12- 10	0- 4	1- 3	OVERALL	2- 2	3- 1	6- 0				
9- 5	0- 3	1- 1	HOME	1- 1	2- 0	5- 0				
3- 5	0- 1	0- 2	AWAY	1- 1	1- 1	1- 0				
0- 0	0- 0	0- 0	NEUTRAL	0- 0	0- 0	0- 0				
8- 3	0- 1	0- 0	NON-CONFERENCE	0- 1	2- 1	6- 0				
7- 1	0- 1	0- 0	HOME	0- 0	2- 0	5- 0				
1- 2	0- 0	0- 0	AWAY	0- 1	0- 1	1- 0				
0- 0	0- 0	0- 0	NEUTRAL	0- 0	0- 0	0- 0				
4- 7	0- 3	1- 3	CONFERENCE	2- 1	1- 0	0- 0				
2- 4	0- 2	1- 1	HOME	1- 1	0- 0	0- 0				
2- 3	0- 1	0- 2	AWAY	1- 0	1- 0	0- 0				
0- 0	0- 0	0- 0	NEUTRAL	0- 0	0- 0	0- 0				

RPI 1-25				RPI 26-50				RPI 51-100				RPI 101+			
RPI	S	Opponent	Score	RPI	S	Opponent	Score	RPI	S	Opponent	Score	RPI	S	Opponent	Score
6	H	Ohio St.	93 97	36	H	Purdue	63 65	51	A	Princeton	57 74	124	A	Eastern Mich.	63 64
9	H	UCLA	77 86	45	A	Iowa	69 85	64	H	Nebraska	81 93	137	A	Penn St.	91 87
11	H	Maryland	67 74	45	H	Iowa	82 75	100	A	Minnesota	93 86	141	H	Xavier	92 54
16	A	Michigan St.	64 85	49	A	Indiana	69 77	100	H	Minnesota	92 76	145	H	Pittsburgh	82 45
												160	H	Oral Roberts	61 44
												182	A	Detroit	88 61
												212	H	Binghamton	90 62
												215	H	Hartford	83 47
												232	H	USC Upstate	119 61
												245	H	Miami (OH)	97 55
LAST 12 Division I GAMES:															
16	A	Michigan St.	64 85	11	H	Maryland	67 74								
100	H	Minnesota	92 76	100	A	Minnesota	93 86								
45	A	Iowa	69 85	45	H	Iowa	82 75								
64	H	Nebraska	81 93	49	A	Indiana	69 77								
6	H	Ohio St.	93 97	36	H	Purdue	63 65								
137	A	Penn St.	91 87	124	A	Eastern Mich.	63 64								

Non-Div I Games:

Michigan

■ Loss,
■ Non-Conf,
■ S Site,
■ H Home
■ A Away
N Neutral

Average RPI Win:	126	WON-LOST	WINNING	LAST 10	STRENGTH OF	OPP. STRENGTH	TEAM	ADJ.	CONF.	ADJ CONF.
Average RPI Loss:	17	RECORD	PCT. RANK	GAMES	SCHEDULE	OF SCHEDULE	RPI	RPI	RPI	RPI
DIV. I ONLY	17- 5	40	2- 1	46	10	16	16	4	4	
DIV. I NON-CONF.	9- 2	37	0- 0	55	39	27	27	4	4	
TOTALS	RPI 1-25	RPI 26-50	W-L RECORDS	RPI 51-100	RPI 101-150	RPI 150+				
17- 5	0- 4	4- 1	OVERALL	2- 0	3- 0	8- 0				
11- 1	0- 1	4- 0	HOME	2- 0	2- 0	3- 0				
5- 3	0- 2	0- 1	AWAY	0- 0	1- 0	4- 0				
1- 1	0- 1	0- 0	NEUTRAL	0- 0	0- 0	1- 0				
9- 2	0- 2	1- 0	NON-CONFERENCE	0- 0	2- 0	6- 0				
5- 1	0- 1	1- 0	HOME	0- 0	2- 0	2- 0				
3- 0	0- 0	0- 0	AWAY	0- 0	0- 0	3- 0				
1- 1	0- 1	0- 0	NEUTRAL	0- 0	0- 0	1- 0				
8- 3	0- 2	3- 1	CONFERENCE	2- 0	1- 0	2- 0				
6- 0	0- 0	3- 0	HOME	2- 0	0- 0	1- 0				
2- 3	0- 2	0- 1	AWAY	0- 0	1- 0	1- 0				
0- 0	0- 0	0- 0	NEUTRAL	0- 0	0- 0	0- 0				

RPI 1-25				RPI 26-50				RPI 51-100				RPI 101+			
RPI	S	Opponent	Score	RPI	S	Opponent	Score	RPI	S	Opponent	Score	RPI	S	Opponent	Score
3	N	Baylor	76 84	26	H	Georgia	66 45	73	H	Michigan	85 64	116	H	Western Mich.	78 40
6	A	Ohio St.	80 85	36	H	Purdue	68 56	78	H	Northwestern	74 51	137	A	Penn St.	71 55
11	A	Maryland	76 85	45	H	Iowa	80 73					146	H	Loyola Chicago	76 47
14	H	Louisville	78 85	48	H	Rutgers	59 48					158	A	Wisconsin	77 54
				49	A	Indiana	65 81					158	H	Wisconsin	77 67
												169	A	Davidson	73 44
												177	H	Idaho St.	79 60
												182	H	Detroit	81 42
												192	A	Northeastern	77 51
												194	A	Oakland	82 62
												207	N	Cincinnati	103 63
LAST 12 Division I GAMES:															
		11	A	Maryland	76 85			49	A	Indiana	65 81				
		73	H	Michigan	85 64			78	H	Northwestern	74 51				
		158	A	Wisconsin	77 54			137	A	Penn St.	71 55				
		36	H	Purdue	68 56			158	H	Wisconsin	77 67				
		48	H	Rutgers	59 48			6	A	Ohio St.	80 85				
		45	H	Iowa	80 73			182	H	Detroit	81 42				

Non-Div I Games:

Michigan St.

Average RPI Win:	177	WON-LOST	WINNING	LAST 10	STRENGTH OF	OPP. STRENGTH	TEAM	ADJ.	CONF.	ADJ CONF.
Average RPI Loss:	78	RECORD	PCT. RANK	GAMES	SCHEDULE	OF SCHEDULE	RPI	RPI	RPI	RPI
DIV. I ONLY	14- 7	85	8- 2	84	91	72	72	11	11	
DIV. I NON-CONF.	6- 5	146	1- 1	106	72	118	118	10	10	
TOTALS	RPI 1-25	RPI 26-50	W-L RECORDS	RPI 51-100	RPI 101-150	RPI 150+				
14- 7	0- 1	0- 2	OVERALL	3- 2	4- 1	7- 1				
7- 3	0- 1	0- 0	HOME	3- 1	2- 0	2- 1				
7- 3	0- 0	0- 1	AWAY	0- 0	2- 0	5- 0				
0- 1	0- 0	0- 0	NEUTRAL	0- 0	0- 1	0- 0				
6- 5	0- 1	0- 1	NON-CONFERENCE	1- 2	2- 1	3- 0				
3- 2	0- 1	0- 0	HOME	1- 1	1- 0	1- 0				
3- 2	0- 0	0- 1	AWAY	0- 1	1- 0	2- 0				
0- 1	0- 0	0- 0	NEUTRAL	0- 0	0- 1	0- 0				
8- 2	0- 0	0- 1	CONFERENCE	2- 0	2- 0	4- 1				
4- 1	0- 0	0- 0	HOME	2- 0	1- 0	1- 1				
4- 1	0- 0	0- 1	AWAY	0- 0	1- 0	3- 0				
0- 0	0- 0	0- 0	NEUTRAL	0- 0	0- 0	0- 0				

RPI 1-25				RPI 26-50				RPI 51-100				Team's RPI: 72	RPI 101+			
RPI	S	Opponent	Score	RPI	S	Opponent	Score	RPI	S	Opponent	Score		RPI	S	Opponent	Score
17	H	Kentucky	52 68	32	A	Ohio	49 72	54	H	Western Ky.	83 75		131	N	Alabama	46 64
				34	A	UTEP	73 84	83	A	Central Mich.	59 81		133	H	Ole Miss	84 75
								84	H	Charlotte	72 67		135	H	Marshall	65 54
								87	H	Virginia	66 70		141	A	Xavier	62 53
								92	H	Missouri St.	70 54		144	A	Fla. Atlantic	83 73
													164	H	Old Dominion	58 61
													184	H	UAB	68 40
													197	A	North Texas	76 52
													231	A	UTSA	74 63
													239	A	Rice	61 60
													253	A	Austin Peay	86 55
													277	H	Tennessee Tech	69 53
													319	A	Nevada	90 46
LAST 12 Division I GAMES:																
144	A	Fla. Atlantic	83 73	84	H	Charlotte	72 67									
54	H	Western Ky.	83 75	231	A	UTSA	74 63									
135	H	Marshall	65 54	34	A	UTEP	73 84									
239	A	Rice	61 60	184	H	UAB	68 40									
197	A	North Texas	76 52	32	A	Ohio	49 72									
164	H	Old Dominion	58 61	277	H	Tennessee Tech	69 53									

Non-Div I Games:

Middle Tenn.

■ Loss,
 ■ Non-Conf, S Site,
 ■ Home
 ■ Away
 N Neutral

Average RPI Win: 253	WON-LOST	WINNING	LAST 10	STRENGTH OF	OPP. STRENGTH	TEAM	ADJ.	CONF.	ADJ CONF.
Average RPI Loss: 119	RECORD	PCT. RANK	GAMES	SCHEDULE	OF SCHEDULE	RPI	RPI	RPI	RPI
DIV. I ONLY	12- 8	115	7- 3	288	170	190	190	14	14
DIV. I NON-CONF.	6- 5	146	2- 1	345	202	268	268	15	15
TOTALS	RPI 1-25	RPI 26-50	W-L RECORDS	RPI 51-100	RPI 101-150	RPI 150+			
12- 8	0- 1	0- 1	OVERALL	0- 2	2- 2	10- 2			
6- 4	0- 1	0- 0	HOME	0- 1	0- 0	6- 2			
5- 4	0- 0	0- 1	AWAY	0- 1	2- 2	3- 0			
1- 0	0- 0	0- 0	NEUTRAL	0- 0	0- 0	1- 0			
6- 5	0- 0	0- 1	NON-CONFERENCE	0- 2	0- 1	6- 1			
3- 2	0- 0	0- 0	HOME	0- 1	0- 0	3- 1			
2- 3	0- 0	0- 1	AWAY	0- 1	0- 1	2- 0			
1- 0	0- 0	0- 0	NEUTRAL	0- 0	0- 0	1- 0			
6- 3	0- 1	0- 0	CONFERENCE	0- 0	2- 1	4- 1			
3- 2	0- 1	0- 0	HOME	0- 0	0- 0	3- 1			
3- 1	0- 0	0- 0	AWAY	0- 0	2- 1	1- 0			
0- 0	0- 0	0- 0	NEUTRAL	0- 0	0- 0	0- 0			

RPI 1-25				RPI 26-50				RPI 51-100				RPI 101+ Team's RPI: 190			
RPI	S	Opponent	Score	RPI	S	Opponent	Score	RPI	S	Opponent	Score	RPI	S	Opponent	Score
23	H	Green Bay	42 63	43	A	Miami (FL)	38 77	78	A	Northwestern	44 69	104	A	Wright St.	82 60
								82	H	Marquette	81 101	105	A	Youngstown St.	67 69
												144	A	Fla. Atlantic	67 71
												149	A	Northern Ky.	86 60
												182	H	Detroit	79 89
												194	H	Oakland	77 64
												201	H	Valparaiso	82 60
												214	H	Ill.-Chicago	54 53
												264	H	Northern Ill.	73 58
												281	N	La Salle	69 53
												298	H	Denver	49 56
												306	A	Cleveland St.	62 46
												307	H	UMKC	70 48
												332	H	IPFW	73 60
												336	A	Chicago St.	55 48
												342	A	Eastern Ill.	82 71
LAST 12 Division I GAMES:															
194	H	Oakland	77 64	306	A	Cleveland St.	62 46	105	A	Youngstown St.	67 69	336	A	Chicago St.	55 48
182	H	Detroit	79 89	105	A	Youngstown St.	67 69	23	H	Green Bay	42 63	332	H	IPFW	73 60
149	A	Northern Ky.	86 60	336	A	Chicago St.	55 48	82	H	Marquette	81 101				
104	A	Wright St.	82 60												
201	H	Valparaiso	82 60												
214	H	Ill.-Chicago	54 53												

Non-Div I Games:

Milwaukee

■ Loss,
 ■ Non-Conf, S Site,
 ■ Home
 ■ Away
 N Neutral

Average RPI Win:	174	WON-LOST	WINNING	LAST 10	STRENGTH OF	OPP. STRENGTH	TEAM	ADJ.	CONF.	ADJ CONF.
Average RPI Loss:	71	RECORD	PCT. RANK	GAMES	SCHEDULE	OF SCHEDULE	RPI	RPI	RPI	RPI
DIV. I ONLY	15- 7	79	7- 3	188	24	100	100	4	4	
DIV. I NON-CONF.	8- 3	77	1- 0	255	192	142	142	4	4	
TOTALS	RPI 1-25	RPI 26-50	W-L RECORDS	RPI 51-100	RPI 101-150	RPI 150+				
15- 7	0- 0	2- 3	OVERALL	2- 3	2- 0	9- 1				
11- 2	0- 0	2- 0	HOME	2- 1	2- 0	5- 1				
3- 4	0- 0	0- 3	AWAY	0- 1	0- 0	3- 0				
1- 1	0- 0	0- 0	NEUTRAL	0- 1	0- 0	1- 0				
8- 3	0- 0	0- 1	NON-CONFERENCE	1- 1	1- 0	6- 1				
6- 1	0- 0	0- 0	HOME	1- 0	1- 0	4- 1				
1- 1	0- 0	0- 1	AWAY	0- 0	0- 0	1- 0				
1- 1	0- 0	0- 0	NEUTRAL	0- 1	0- 0	1- 0				
7- 4	0- 0	2- 2	CONFERENCE	1- 2	1- 0	3- 0				
5- 1	0- 0	2- 0	HOME	1- 1	1- 0	1- 0				
2- 3	0- 0	0- 2	AWAY	0- 1	0- 0	2- 0				
0- 0	0- 0	0- 0	NEUTRAL	0- 0	0- 0	0- 0				

RPI S	Opponent	Score	RPI S	Opponent	Score	RPI S	Opponent	Score	RPI S	Opponent	Score
			36 A	Purdue	72 84	61 N	Auburn	79 81	125 H	Memphis	70 60
			39 A	Duke	64 84	73 A	Michigan	76 92	137 H	Penn St.	98 85
			48 A	Rutgers	55 66	73 H	Michigan	86 93	151 H	North Dakota	57 47
			48 H	Rutgers	85 72	78 H	Northwestern	95 92	152 A	Illinois	106 75
			49 H	Indiana	78 76	94 H	Maine	91 64	152 H	Illinois	82 77
									158 A	Wisconsin	84 77
									167 H	New Mexico	53 72
									199 N	Stetson	72 69
									290 H	Towson	105 86
									312 H	Wofford	98 54
									329 A	Kent St.	85 73
									337 H	NJIT	83 50
LAST 12 Division I GAMES:											
			48 H	Rutgers	85 72	36 A	Purdue	72 84			
			73 A	Michigan	76 92	73 H	Michigan	86 93			
			152 H	Illinois	82 77	152 A	Illinois	106 75			
			158 A	Wisconsin	84 77	137 H	Penn St.	98 85			
			78 H	Northwestern	95 92	48 A	Rutgers	55 66			
			49 H	Indiana	78 76	337 H	NJIT	83 50			

Non-Div I Games:

Minnesota

■ Loss,
■ Non-Conf, S Site,
■ Home
■ Away
N Neutral

Average RPI Win:	159	WON-LOST	WINNING	LAST 10	STRENGTH OF	OPP. STRENGTH	TEAM	ADJ.	CONF.	ADJ CONF.
Average RPI Loss:	17	RECORD	PCT. RANK	GAMES	SCHEDULE	OF SCHEDULE	RPI	RPI	RPI	RPI
DIV. I ONLY	20- 4	19	7- 3	89	66	29	29	2	2	
DIV. I NON-CONF.	13- 1	9	2- 0	225	226	49	49	2	2	
TOTALS	RPI 1-25	RPI 26-50	W-L RECORDS	RPI 51-100	RPI 101-150	RPI 150+				
20- 4	2- 2	1- 2	OVERALL	2- 0	8- 0	7- 0				
12- 1	1- 1	0- 0	HOME	1- 0	4- 0	6- 0				
4- 3	1- 1	0- 2	AWAY	0- 0	2- 0	1- 0				
4- 0	0- 0	1- 0	NEUTRAL	1- 0	2- 0	0- 0				
13- 1	0- 1	1- 0	NON-CONFERENCE	1- 0	4- 0	7- 0				
8- 0	0- 0	0- 0	HOME	0- 0	2- 0	6- 0				
1- 1	0- 1	0- 0	AWAY	0- 0	0- 0	1- 0				
4- 0	0- 0	1- 0	NEUTRAL	1- 0	2- 0	0- 0				
7- 3	2- 1	0- 2	CONFERENCE	1- 0	4- 0	0- 0				
4- 1	1- 1	0- 0	HOME	1- 0	2- 0	0- 0				
3- 2	1- 0	0- 2	AWAY	0- 0	2- 0	0- 0				
0- 0	0- 0	0- 0	NEUTRAL	0- 0	0- 0	0- 0				

RPI 1-25				RPI 26-50				Team's RPI: 29		RPI 51-100				RPI 101+			
RPI	S	Opponent	Score	RPI	S	Opponent	Score			RPI	S	Opponent	Score	RPI	S	Opponent	Score
2	H	South Carolina	51 57	26	A	Georgia	43 47	61	H	Auburn	60 45	115	A	LSU	71 52		
8	A	Texas	47 53	30	A	Missouri	54 66	67	N	FGCU	65 60	116	N	Western Mich.	90 68		
13	H	Tennessee	65 63	40	N	South Fla.	68 58					122	H	Samford	68 47		
21	A	Florida	76 70									133	H	Ole Miss	79 51		
												134	H	Southern Miss.	78 65		
												136	A	Arkansas	65 55		
												136	H	Arkansas	80 55		
												150	N	SMU	72 70		
												170	A	Louisiana Tech	93 63		
												220	H	Grambling	107 43		
												248	H	Tennessee St.	82 54		
												296	H	Savannah St.	92 25		
												314	H	Southeastern La.	81 41		
												347	H	Mississippi Val.	109 37		
												349	H	Norfolk St.	92 34		
LAST 12 Division I GAMES:																	
115	A	LSU	71 52	30	A	Missouri	54 66										
136	A	Arkansas	65 55	136	H	Arkansas	80 55										
13	H	Tennessee	65 63	61	H	Auburn	60 45										
2	H	South Carolina	51 57	21	A	Florida	76 70										
26	A	Georgia	43 47	40	N	South Fla.	68 58										
133	H	Ole Miss	79 51	314	H	Southeastern La.	81 41										

Non-Div I Games:

Mississippi St.

Average RPI Win:	334	WON-LOST	WINNING	LAST 10	STRENGTH OF	OPP. STRENGTH	TEAM	ADJ.	CONF.	ADJ CONF.
Average RPI Loss:	209	RECORD	PCT. RANK	GAMES	SCHEDULE	OF SCHEDULE	RPI	RPI	RPI	RPI
DIV. I ONLY	1- 16	346	1- 9	309	300	347	347	32	32	
DIV. I NON-CONF.	0- 8	338	0- 2	157	78	320	320	31	31	
TOTALS	RPI 1-25	RPI 26-50	W-L RECORDS	RPI 51-100	RPI 101-150	RPI 150+				
1- 16	0- 0	0- 1	OVERALL	0- 1	0- 4	1- 10				
1- 4	0- 0	0- 0	HOME	0- 0	0- 0	1- 4				
0- 11	0- 0	0- 1	AWAY	0- 1	0- 4	0- 5				
0- 1	0- 0	0- 0	NEUTRAL	0- 0	0- 0	0- 1				
0- 8	0- 0	0- 1	NON-CONFERENCE	0- 1	0- 4	0- 2				
0- 0	0- 0	0- 0	HOME	0- 0	0- 0	0- 0				
0- 7	0- 0	0- 1	AWAY	0- 1	0- 4	0- 1				
0- 1	0- 0	0- 0	NEUTRAL	0- 0	0- 0	0- 1				
1- 8	0- 0	0- 0	CONFERENCE	0- 0	0- 0	1- 8				
1- 4	0- 0	0- 0	HOME	0- 0	0- 0	1- 4				
0- 4	0- 0	0- 0	AWAY	0- 0	0- 0	0- 4				
0- 0	0- 0	0- 0	NEUTRAL	0- 0	0- 0	0- 0				

RPI S	Opponent	Score	RPI S	Opponent	Score	RPI S	Opponent	Score	RPI S	Opponent	Score	Team's RPI: 347
29	A Mississippi St.	37 109	52	A Vanderbilt	39 89	131	A Alabama	35 98	133	A Ole Miss	61 97	
						134	A Southern Miss.	55 71	136	A Arkansas	46 86	
						183	H Southern U.	36 99	184	A UAB	33 80	
						220	H Grambling	52 65	256	A Texas Southern	38 76	
						269	A Prairie View	57 80	294	A Alabama St.	50 100	
						322	N Nicholls St.	54 63	325	H Jackson St.	46 72	
						327	H Alcorn	66 81	334	H Ark.-Pine Bluff	62 60	
						344	A Alabama A&M	68 79				
LAST 12 Division I GAMES:												
220	H Grambling	52 65	344	A Alabama A&M	68 79							
325	H Jackson St.	46 72	294	A Alabama St.	50 100							
269	A Prairie View	57 80	334	H Ark.-Pine Bluff	62 60							
256	A Texas Southern	38 76	136	A Arkansas	46 86							
183	H Southern U.	36 99	184	A UAB	33 80							
327	H Alcorn	66 81	322	N Nicholls St.	54 63							

Non-Div I Games: Philander Smith 64 53 Blue Mountain 72 67

Mississippi Val.

■ Loss,
 ■ Non-Conf,
 ■ S Site,
 ■ H Home
 ■ A Away
 N Neutral

Average RPI Win:	148	WON-LOST	WINNING	LAST 10	STRENGTH OF	OPP. STRENGTH	TEAM	ADJ.	CONF.	ADJ CONF.
Average RPI Loss:	39	RECORD	PCT. RANK	GAMES	SCHEDULE	OF SCHEDULE	RPI	RPI	RPI	RPI
DIV. I ONLY	18- 5	37	5- 5	67	29	30	30	2	2	
DIV. I NON-CONF.	13- 0	1	2- 0	220	119	26	26	2	2	
TOTALS	RPI 1-25	RPI 26-50	W-L RECORDS	RPI 51-100	RPI 101-150	RPI 150+				
18- 5	1- 3	3- 1	OVERALL	2- 0	4- 1	8- 0				
11- 2	1- 1	1- 1	HOME	1- 0	3- 0	5- 0				
6- 3	0- 1	2- 0	AWAY	1- 0	1- 0	2- 0				
1- 0	0- 0	0- 0	NEUTRAL	0- 0	0- 0	1- 0				
13- 0	0- 0	1- 0	NON-CONFERENCE	2- 0	2- 0	8- 0				
8- 0	0- 0	0- 0	HOME	1- 0	2- 0	5- 0				
4- 0	0- 0	1- 0	AWAY	1- 0	0- 0	2- 0				
1- 0	0- 0	0- 0	NEUTRAL	0- 0	0- 0	1- 0				
5- 5	1- 3	2- 1	CONFERENCE	0- 0	2- 1	0- 0				
3- 2	1- 1	1- 1	HOME	0- 0	1- 0	0- 0				
2- 3	0- 2	1- 0	AWAY	0- 0	1- 1	0- 0				
0- 0	0- 0	0- 0	NEUTRAL	0- 0	0- 0	0- 0				

RPI 1-25				RPI 26-50				Team's RPI: 30	RPI 51-100				RPI 101+			
RPI	S	Opponent	Score	RPI	S	Opponent	Score		RPI	S	Opponent	Score	RPI	S	Opponent	Score
2	A	South Carolina	58 83	26	A	Georgia	54 48		84	H	Charlotte	88 71	115	H	LSU	52 46
13	H	Tennessee	55 71	26	H	Georgia	50 65		92	A	Missouri St.	71 55	132	H	Wake Forest	94 81
18	A	Texas A&M	77 81	29	H	Mississippi St.	66 54						133	A	Ole Miss	60 46
21	H	Florida	79 64	44	A	St. Mary's (CA)	95 78						136	A	Arkansas	52 64
LAST 12 Division I GAMES:																
26	H	Georgia	50 65	29	H	Mississippi St.	66 54						143	H	SIUE	75 46
133	A	Ole Miss	60 46	2	A	South Carolina	58 83						166	H	Texas St.	82 56
115	H	LSU	52 46	26	A	Georgia	54 48						171	A	Colorado	79 75
21	H	Florida	79 64	13	H	Tennessee	55 71						180	H	Southeast Mo. St.	74 32
18	A	Texas A&M	77 81	84	H	Charlotte	88 71						192	N	Northeastern	69 56
136	A	Arkansas	52 64	166	H	Texas St.	82 56						247	H	Loyola Marymount	80 48
													272	H	Lamar	91 57
													284	A	Wichita St.	57 37
													334	H	Ark.-Pine Bluff	85 34

Non-Div I Games:

Missouri

■ Loss,
■ Non-Conf, S Site,
■ Home
■ Away
N Neutral

Average RPI Win:	205	WON-LOST	WINNING	LAST 10	STRENGTH OF	OPP. STRENGTH	TEAM	ADJ.	CONF.	ADJ CONF.
Average RPI Loss:	63	RECORD	PCT. RANK	GAMES	SCHEDULE	OF SCHEDULE	RPI	RPI	RPI	RPI
DIV. I ONLY	14- 7	85	8- 2	129	112	92	92	21	21	
DIV. I NON-CONF.	6- 5	146	1- 1	29	31	78	78	17	17	
TOTALS	RPI 1-25	RPI 26-50	W-L RECORDS	RPI 51-100	RPI 101-150	RPI 150+				
14- 7	0- 2	0- 1	OVERALL	0- 2	5- 2	9- 0				
4- 4	0- 1	0- 1	HOME	0- 0	1- 2	3- 0				
9- 1	0- 0	0- 0	AWAY	0- 1	4- 0	5- 0				
1- 2	0- 1	0- 0	NEUTRAL	0- 1	0- 0	1- 0				
6- 5	0- 2	0- 1	NON-CONFERENCE	0- 2	2- 0	4- 0				
2- 2	0- 1	0- 1	HOME	0- 0	0- 0	2- 0				
3- 1	0- 0	0- 0	AWAY	0- 1	2- 0	1- 0				
1- 2	0- 1	0- 0	NEUTRAL	0- 1	0- 0	1- 0				
8- 2	0- 0	0- 0	CONFERENCE	0- 0	3- 2	5- 0				
2- 2	0- 0	0- 0	HOME	0- 0	1- 2	1- 0				
6- 0	0- 0	0- 0	AWAY	0- 0	2- 0	4- 0				
0- 0	0- 0	0- 0	NEUTRAL	0- 0	0- 0	0- 0				

RPI 1-25				RPI 26-50				RPI 51-100				Team's RPI: 92	RPI 101+			
RPI	S	Opponent	Score	RPI	S	Opponent	Score	RPI	S	Opponent	Score		RPI	S	Opponent	Score
5	N	Stanford	65 82	30	H	Missouri	55 71	72	A	Middle Tenn.	54 70		106	H	Drake	75 82
15	H	Oklahoma St.	55 74					94	N	Maine	65 69		121	A	UNI	78 75
													121	H	UNI	60 65
													133	A	Ole Miss	91 78
													136	A	Arkansas	69 54
													146	A	Loyola Chicago	73 62
													147	H	Southern Ill.	82 77
													160	H	Oral Roberts	72 64
													172	A	Little Rock	64 58
													175	N	Marist	77 45
													211	H	Eastern Ky.	87 63
													254	A	Indiana St.	59 51
													284	A	Wichita St.	77 57
													304	A	Bradley	55 44
													309	A	Illinois St.	73 51
													317	H	Evansville	77 70
LAST 12 Division I GAMES:																
121	A	UNI	78 75	121	H	UNI	60 65									
284	A	Wichita St.	77 57	106	H	Drake	75 82									
147	H	Southern Ill.	82 77	254	A	Indiana St.	59 51									
317	H	Evansville	77 70	309	A	Illinois St.	73 51									
146	A	Loyola Chicago	73 62	172	A	Little Rock	64 58									
304	A	Bradley	55 44	72	A	Middle Tenn.	54 70									

Non-Div I Games: MidAmerica Naz. 88 61

Missouri St.

■ Loss,
 ■ Non-Conf, S Site,
 ■ Home
 ■ Away
 N Neutral

Average RPI Win: 250	WON-LOST	WINNING	LAST 10	STRENGTH OF	OPP. STRENGTH	TEAM	ADJ.	CONF.	ADJ CONF.
Average RPI Loss: 196	RECORD	PCT. RANK	GAMES	SCHEDULE	OF SCHEDULE	RPI	RPI	RPI	RPI
DIV. I ONLY	7- 15	263	3- 7	275	301	291	291	23	23
DIV. I NON-CONF.	2- 7	280	0- 1	328	328	340	340	24	24
TOTALS	RPI 1-25	RPI 26-50	W-L RECORDS	RPI 51-100	RPI 101-150	RPI 150+			
7- 15	0- 0	0- 0	OVERALL	0- 1	1- 4	6- 10			
5- 6	0- 0	0- 0	HOME	0- 0	1- 2	4- 4			
2- 9	0- 0	0- 0	AWAY	0- 1	0- 2	2- 6			
0- 0	0- 0	0- 0	NEUTRAL	0- 0	0- 0	0- 0			
2- 7	0- 0	0- 0	NON-CONFERENCE	0- 1	0- 1	2- 5			
1- 3	0- 0	0- 0	HOME	0- 0	0- 1	1- 2			
1- 4	0- 0	0- 0	AWAY	0- 1	0- 0	1- 3			
0- 0	0- 0	0- 0	NEUTRAL	0- 0	0- 0	0- 0			
5- 8	0- 0	0- 0	CONFERENCE	0- 0	1- 3	4- 5			
4- 3	0- 0	0- 0	HOME	0- 0	1- 1	3- 2			
1- 5	0- 0	0- 0	AWAY	0- 0	0- 2	1- 3			
0- 0	0- 0	0- 0	NEUTRAL	0- 0	0- 0	0- 0			

RPI 1-25			RPI 26-50			RPI 51-100				RPI 101+			Team's RPI: 291		
RPI	S	Opponent	Score	RPI	S	Opponent	Score	RPI	S	Opponent	Score	RPI	S	Opponent	Score
								51	A	Princeton	70 81	111	A	Quinnipiac	58 85
												111	H	Quinnipiac	63 60
												119	A	Iona	56 68
												119	H	Iona	49 64
												124	H	Eastern Mich.	68 78
												175	A	Marist	55 78
												175	H	Marist	60 52
												204	H	Robert Morris	47 60
												210	A	Lehigh	88 95
												222	A	Siena	54 64
												222	H	Siena	63 69
												224	H	Fairfield	60 68
												235	A	Providence	59 71
												237	H	Manhattan	72 62
												281	H	La Salle	50 65
												287	H	Niagara	83 60
												297	A	Rider	87 75
												300	A	Colgate	86 80
												315	A	Fairleigh Dickinson	75 81
												331	A	Saint Peter's	62 67
												345	H	St. Francis Brooklyn	63 54
LAST 12 Division I GAMES:															
				119	A	Iona	56 68					175	A	Marist	55 78
				237	H	Manhattan	72 62					222	A	Siena	54 64
				224	H	Fairfield	60 68					175	H	Marist	60 52
				111	A	Quinnipiac	58 85					331	A	Saint Peter's	62 67
				119	H	Iona	49 64					111	H	Quinnipiac	63 60
				297	A	Rider	87 75					281	H	La Salle	50 65

Non-Div I Games:

Monmouth

Average RPI Win: 227	WON-LOST	WINNING	LAST 10	STRENGTH OF	OPP. STRENGTH	TEAM	ADJ.	CONF.	ADJ CONF.
Average RPI Loss: 176	RECORD	PCT. RANK	GAMES	SCHEDULE	OF SCHEDULE	RPI	RPI	RPI	RPI
DIV. I ONLY	11- 9	143	5- 5	286	195	217	217	18	18
DIV. I NON-CONF.	6- 4	125	2- 0	253	235	185	185	19	19
TOTALS	RPI 1-25	RPI 26-50	W-L RECORDS	RPI 51-100	RPI 101-150	RPI 150+			
11- 9	0- 0	0- 0	OVERALL	1- 1	2- 1	8- 7			
9- 2	0- 0	0- 0	HOME	0- 0	2- 0	7- 2			
1- 7	0- 0	0- 0	AWAY	0- 1	0- 1	1- 5			
1- 0	0- 0	0- 0	NEUTRAL	1- 0	0- 0	0- 0			
6- 4	0- 0	0- 0	NON-CONFERENCE	1- 1	2- 0	3- 3			
5- 1	0- 0	0- 0	HOME	0- 0	2- 0	3- 1			
0- 3	0- 0	0- 0	AWAY	0- 1	0- 0	0- 2			
1- 0	0- 0	0- 0	NEUTRAL	1- 0	0- 0	0- 0			
5- 5	0- 0	0- 0	CONFERENCE	0- 0	0- 1	5- 4			
4- 1	0- 0	0- 0	HOME	0- 0	0- 0	4- 1			
1- 4	0- 0	0- 0	AWAY	0- 0	0- 1	1- 3			
0- 0	0- 0	0- 0	NEUTRAL	0- 0	0- 0	0- 0			

RPI S	Opponent	Score	RPI S	Opponent	Score	RPI S	Opponent	Score	RPI S	Opponent	Score
						60	A Colorado St.	43 75	130	A Idaho	61 78
						75	N Drexel	58 50	142	H Pacific	64 54
									144	H Fla. Atlantic	83 69
									151	H North Dakota	59 61
									162	A Montana St.	52 61
									178	A Eastern Wash.	65 67
									179	H Northern Colo.	58 46
									210	A Lehigh	53 80
									213	A Sacramento St.	75 83
									213	H Sacramento St.	90 83
									225	H Utah St.	86 70
									236	H Seattle	44 58
									246	A Wyoming	61 68
									260	H Northern Ariz.	81 58
									273	H Portland	90 67
									318	A Portland St.	79 58
									328	H Southern Utah	66 60
									341	H Cal St. Fullerton	86 51
LAST 12 Division I GAMES:											
213	H	Sacramento St.	90	83	213	A	Sacramento St.	75	83		
162	A	Montana St.	52	61	318	A	Portland St.	79	58		
178	A	Eastern Wash.	65	67	328	H	Southern Utah	66	60		
130	A	Idaho	61	78	260	H	Northern Ariz.	81	58		
151	H	North Dakota	59	61	225	H	Utah St.	86	70		
179	H	Northern Colo.	58	46	144	H	Fla. Atlantic	83	69		

Non-Div I Games: Mont. St.-Northern 80 32

Montana

Loss, Non-Conf, S Site, H Home A Away N Neutral

Average RPI Win:	257	WON-LOST	WINNING	LAST 10	STRENGTH OF	OPP. STRENGTH	TEAM	ADJ.	CONF.	ADJ CONF.
Average RPI Loss:	155	RECORD	PCT. RANK	GAMES	SCHEDULE	OF SCHEDULE	RPI	RPI	RPI	RPI
DIV. I ONLY	14- 5	52	9- 1	339	189	162	162	18	18	
DIV. I NON-CONF.	5- 4	138	0- 1	336	245	237	237	19	19	
TOTALS	RPI 1-25	RPI 26-50	W-L RECORDS	RPI 51-100	RPI 101-150	RPI 150+				
14- 5	0- 0	0- 0	OVERALL	0- 2	1- 0	13- 3				
8- 1	0- 0	0- 0	HOME	0- 1	0- 0	8- 0				
5- 4	0- 0	0- 0	AWAY	0- 1	1- 0	4- 3				
1- 0	0- 0	0- 0	NEUTRAL	0- 0	0- 0	1- 0				
5- 4	0- 0	0- 0	NON-CONFERENCE	0- 2	0- 0	5- 2				
2- 1	0- 0	0- 0	HOME	0- 1	0- 0	2- 0				
2- 3	0- 0	0- 0	AWAY	0- 1	0- 0	2- 2				
1- 0	0- 0	0- 0	NEUTRAL	0- 0	0- 0	1- 0				
9- 1	0- 0	0- 0	CONFERENCE	0- 0	1- 0	8- 1				
6- 0	0- 0	0- 0	HOME	0- 0	0- 0	6- 0				
3- 1	0- 0	0- 0	AWAY	0- 0	1- 0	2- 1				
0- 0	0- 0	0- 0	NEUTRAL	0- 0	0- 0	0- 0				

RPI S	Opponent	Score	RPI S	Opponent	Score	RPI S	Opponent	Score	RPI S	Opponent	Score	Team's RPI: 162
						68	H San Diego	49 62	130	A Idaho	62 59	
						89	A Gonzaga	52 65	151	H North Dakota	69 61	
									178	A Eastern Wash.	69 81	
									179	H Northern Colo.	66 58	
									195	A Cal Poly	57 66	
									213	A Sacramento St.	80 79	
									217	H Montana	61 52	
									236	A Seattle	80 51	
									246	A Wyoming	69 75	
									260	H Northern Ariz.	86 77	
									273	H Portland	86 57	
									317	N Evansville	81 55	
									318	A Portland St.	106 59	
									318	H Portland St.	74 64	
									319	A Nevada	66 53	
									328	H Southern Utah	86 59	
									341	H Cal St. Fullerton	89 66	
LAST 12 Division I GAMES:												
318	H	Portland St.	74	64	318	A	Portland St.	106	59			
217	H	Montana	61	52	213	A	Sacramento St.	80	79			
130	A	Idaho	62	59	260	H	Northern Ariz.	86	77			
178	A	Eastern Wash.	69	81	328	H	Southern Utah	86	59			
179	H	Northern Colo.	66	58	246	A	Wyoming	69	75			
151	H	North Dakota	69	61	89	A	Gonzaga	52	65			

Non-Div I Games: Montana Western 74 36 Carroll (MT) 74 34

Montana St.

Average RPI Win:	302	WON-LOST	WINNING	LAST 10	STRENGTH OF	OPP. STRENGTH	TEAM	ADJ.	CONF.	ADJ CONF.
Average RPI Loss:	181	RECORD	PCT. RANK	GAMES	SCHEDULE	OF SCHEDULE	RPI	RPI	RPI	RPI
DIV. I ONLY	7- 15	263	3- 7	307	285	289	289	24	24	
DIV. I NON-CONF.	4- 8	234	1- 1	287	300	271	271	23	23	
TOTALS	RPI 1-25	RPI 26-50	W-L RECORDS	RPI 51-100	RPI 101-150	RPI 150+				
7- 15	0- 1	0- 1	OVERALL	0- 1	0- 4	7- 8				
4- 5	0- 0	0- 0	HOME	0- 1	0- 1	4- 3				
3- 10	0- 0	0- 0	AWAY	0- 0	0- 0	3- 0				
0- 0	0- 0	0- 0	NEUTRAL	0- 0	0- 0	0- 0				
4- 8	0- 1	0- 1	NON-CONFERENCE	0- 0	0- 2	4- 4				
2- 2	0- 0	0- 0	HOME	0- 0	0- 1	2- 1				
2- 6	0- 1	0- 1	AWAY	0- 0	0- 1	2- 3				
0- 0	0- 0	0- 0	NEUTRAL	0- 0	0- 0	0- 0				
3- 7	0- 0	0- 0	CONFERENCE	0- 1	0- 2	3- 4				
2- 3	0- 0	0- 0	HOME	0- 1	0- 0	2- 2				
1- 4	0- 0	0- 0	AWAY	0- 0	0- 2	1- 2				
0- 0	0- 0	0- 0	NEUTRAL	0- 0	0- 0	0- 0				

RPI 1-25				RPI 26-50				RPI 51-100				RPI 101+ Team's RPI: 289			
RPI	S	Opponent	Score	RPI	S	Opponent	Score	RPI	S	Opponent	Score	RPI	S	Opponent	Score
17	A	Kentucky	57 112	38	A	West Virginia	56 94	97	H	UT Martin	67 85	123	A	Belmont	71 99
												135	H	Marshall	101 104
												143	A	SIUE	81 90
												147	A	Southern Ill.	69 102
												180	H	Southeast Mo. St.	79 89
												211	A	Eastern Ky.	93 100
												232	H	USC Upstate	72 86
												245	A	Miami (OH)	57 59
												251	A	Georgia St.	99 90
												253	H	Austin Peay	75 96
												262	A	UC Santa Barbara	78 93
												277	H	Tennessee Tech	75 71
												280	H	Jacksonville St.	67 63
												286	H	Kennesaw St.	83 77
												292	A	Murray St.	79 83
												335	A	Lipscomb	92 77
												336	A	Chicago St.	71 75
												342	A	Eastern Ill.	85 77
												344	H	Alabama A&M	112 69
LAST 12 Division I GAMES:															
123	A	Belmont	71 99	143	A	SIUE	81 90								
211	A	Eastern Ky.	93 100	97	H	UT Martin	67 85								
277	H	Tennessee Tech	75 71	180	H	Southeast Mo. St.	79 89								
280	H	Jacksonville St.	67 63	292	A	Murray St.	79 83								
253	H	Austin Peay	75 96	262	A	UC Santa Barbara	78 93								
342	A	Eastern Ill.	85 77	344	H	Alabama A&M	112 69								

Non-Div I Games: Ky. Christian 121 91 Mt. St. Joseph 117 53

Morehead St.

■ Loss,
 ■ Non-Conf,
 ■ S Site,
 ■ Home
 ■ A Away
 N Neutral

Average RPI Win:	272	WON-LOST	WINNING	LAST 10	STRENGTH OF	OPP. STRENGTH	TEAM	ADJ.	CONF.	ADJ CONF.
Average RPI Loss:	153	RECORD	PCT. RANK	GAMES	SCHEDULE	OF SCHEDULE	RPI	RPI	RPI	RPI
DIV. I ONLY	7- 12	243	6- 4	165	323	244	244	30	30	
DIV. I NON-CONF.	1- 10	330	1- 4	21	308	251	251	30	30	
TOTALS	RPI 1-25	RPI 26-50	W-L RECORDS	RPI 51-100	RPI 101-150	RPI 150+				
7- 12	0- 0	0- 1	OVERALL	0- 3	1- 1	6- 7				
5- 3	0- 0	0- 0	HOME	0- 0	1- 0	4- 3				
2- 7	0- 0	0- 0	AWAY	0- 0	0- 0	2- 1				
0- 2	0- 0	0- 0	NEUTRAL	0- 1	0- 0	0- 1				
1- 10	0- 0	0- 1	NON-CONFERENCE	0- 3	1- 1	0- 5				
1- 2	0- 0	0- 0	HOME	0- 0	1- 0	0- 2				
0- 6	0- 0	0- 1	AWAY	0- 2	0- 1	0- 2				
0- 2	0- 0	0- 0	NEUTRAL	0- 1	0- 0	0- 1				
6- 2	0- 0	0- 0	CONFERENCE	0- 0	0- 0	6- 2				
4- 1	0- 0	0- 0	HOME	0- 0	0- 0	4- 1				
2- 1	0- 0	0- 0	AWAY	0- 0	0- 0	2- 1				
0- 0	0- 0	0- 0	NEUTRAL	0- 0	0- 0	0- 0				

RPI 1-25				RPI 26-50				RPI 51-100				RPI 101+				Team's RPI: 244	
RPI	S	Opponent	Score	RPI	S	Opponent	Score	RPI	S	Opponent	Score	RPI	S	Opponent	Score		
				28	A	Syracuse	61 90	55	A	James Madison	31 92	101	H	Bucknell	64 50		
								60	N	Colorado St.	36 54	110	A	Stony Brook	42 46		
								98	A	Virginia Tech	33 73	155	H	Hampton	51 65		
												161	A	Brown	45 72		
												180	H	UMBC	46 65		
												204	A	Robert Morris	44 76		
												222	N	Siena	46 69		
												233	H	Coppin St.	72 51		
												258	A	Bethune-Cookman	48 63		
												293	A	UMES	77 69		
												302	A	Florida A&M	67 62		
												305	H	Delaware St.	56 49		
												307	H	UMKC	50 59		
												320	H	Howard	78 66		
												349	H	Norfolk St.	67 58		
LAST 12 Division I GAMES:																	
				233	H	Coppin St.	72 51	307	H	UMKC	50 59						
				320	H	Howard	78 66	101	H	Bucknell	64 50						
				258	A	Bethune-Cookman	48 63	110	A	Stony Brook	42 46						
				302	A	Florida A&M	67 62	180	H	UMBC	46 65						
				293	A	UMES	77 69	98	A	Virginia Tech	33 73						
				305	H	Delaware St.	56 49	155	H	Hampton	51 65						

Non-Div I Games: Washington Adventis74 36

Morgan St.

■ Loss,
 ■ Non-Conf,
 ■ S Site,
 ■ H Home
 ■ A Away
 N Neutral

Average RPI Win:	313	WON-LOST	WINNING	LAST 10	STRENGTH OF	OPP. STRENGTH	TEAM	ADJ.	CONF.	ADJ CONF.
Average RPI Loss:	232	RECORD	PCT. RANK	GAMES	SCHEDULE	OF SCHEDULE	RPI	RPI	RPI	RPI
DIV. I ONLY	5- 16	293	3- 7	331	349	339	339	31	31	
DIV. I NON-CONF.	2- 9	296	0- 2	308	332	328	328	32	32	
TOTALS	RPI 1-25	RPI 26-50	W-L RECORDS	RPI 51-100	RPI 101-150	RPI 150+				
5- 16	0- 0	0- 0	OVERALL	0- 1	0- 2	5- 13				
3- 7	0- 0	0- 0	HOME	0- 0	0- 0	3- 7				
2- 9	0- 0	0- 0	AWAY	0- 0	0- 0	2- 3				
0- 0	0- 0	0- 0	NEUTRAL	0- 0	0- 0	0- 0				
2- 9	0- 0	0- 0	NON-CONFERENCE	0- 1	0- 2	2- 6				
0- 4	0- 0	0- 0	HOME	0- 0	0- 0	0- 4				
2- 5	0- 0	0- 0	AWAY	0- 1	0- 2	2- 2				
0- 0	0- 0	0- 0	NEUTRAL	0- 0	0- 0	0- 0				
3- 7	0- 0	0- 0	CONFERENCE	0- 0	0- 0	3- 7				
3- 3	0- 0	0- 0	HOME	0- 0	0- 0	3- 3				
0- 4	0- 0	0- 0	AWAY	0- 0	0- 0	0- 4				
0- 0	0- 0	0- 0	NEUTRAL	0- 0	0- 0	0- 0				

RPI 1-25			RPI 26-50			RPI 51-100			RPI 101+			Team's RPI: 339
RPI	S	Opponent	Score	RPI	S	Opponent	Score	RPI	S	Opponent	Score	
						98 A Virginia Tech	42 59	101 A Bucknell			45 71	
								145 A Pittsburgh			57 74	
								191 H William & Mary			74 76	
								204 A Robert Morris			56 61	
								204 H Robert Morris			67 74	
								206 H Bryant			59 70	
								233 A Coppin St.			55 66	
								259 A Sacred Heart			58 61	
								263 H Loyola Maryland			63 65	
								274 A Saint Francis (PA)			57 87	
								282 A Campbell			53 62	
								285 H Central Conn. St.			54 48	
								287 H Niagara			51 53	
								293 A UMES			57 50	
								305 A Delaware St.			54 41	
								315 A Fairleigh Dickinson			53 66	
								320 H Howard			49 62	
								324 H LIU Brooklyn			51 61	
								338 H Wagner			64 55	
								345 H St. Francis Brooklyn			66 56	
LAST 12 Division I GAMES:												
204	H	Robert Morris	67 74	206	H	Bryant	59 70					
338	H	Wagner	64 55	285	H	Central Conn. St.	54 48					
259	A	Sacred Heart	58 61	345	H	St. Francis Brooklyn	66 56					
315	A	Fairleigh Dickinson	53 66	324	H	LIU Brooklyn	51 61					
204	A	Robert Morris	56 61	287	H	Niagara	51 53					
274	A	Saint Francis (PA)	57 87	98	A	Virginia Tech	42 59					

Non-Div I Games:

Mt. St. Mary's

Average RPI Win:	314	WON-LOST	WINNING	LAST 10	STRENGTH OF	OPP. STRENGTH	TEAM	ADJ.	CONF.	ADJ CONF.
Average RPI Loss:	177	RECORD	PCT. RANK	GAMES	SCHEDULE	OF SCHEDULE	RPI	RPI	RPI	RPI
DIV. I ONLY	5- 14	285	3- 7	263	314	292	292	24	24	
DIV. I NON-CONF.	2- 7	280	0- 2	237	335	269	269	23	23	
TOTALS	RPI 1-25	RPI 26-50	W-L RECORDS	RPI 51-100	RPI 101-150	RPI 150+				
5- 14	0- 1	0- 0	OVERALL	0- 1	0- 5	5- 7				
3- 4	0- 0	0- 0	HOME	0- 0	0- 3	3- 1				
2- 10	0- 1	0- 0	AWAY	0- 1	0- 2	2- 6				
0- 0	0- 0	0- 0	NEUTRAL	0- 0	0- 0	0- 0				
2- 7	0- 1	0- 0	NON-CONFERENCE	0- 0	0- 3	2- 3				
0- 2	0- 0	0- 0	HOME	0- 0	0- 2	0- 0				
2- 5	0- 1	0- 0	AWAY	0- 0	0- 1	2- 3				
0- 0	0- 0	0- 0	NEUTRAL	0- 0	0- 0	0- 0				
3- 7	0- 0	0- 0	CONFERENCE	0- 1	0- 2	3- 4				
3- 2	0- 0	0- 0	HOME	0- 0	0- 1	3- 1				
0- 5	0- 0	0- 0	AWAY	0- 1	0- 1	0- 3				
0- 0	0- 0	0- 0	NEUTRAL	0- 0	0- 0	0- 0				

RPI S	Opponent	Score	RPI S	Opponent	Score	RPI S	Opponent	Score	RPI S	Opponent	Score	Team's RPI: 292
12	A Florida St.	59 101				97	A UT Martin	62 92	114	A Central Ark.	40 50	
									114	H Central Ark.	51 61	
									123	A Belmont	61 87	
									143	H SIUE	61 64	
									147	H Southern Ill.	57 70	
									163	A Jacksonville	54 79	
									180	A Southeast Mo. St.	59 96	
									211	A Eastern Ky.	60 72	
									248	A Tennessee St.	58 69	
									277	H Tennessee Tech	56 50	
									280	H Jacksonville St.	71 74	
									289	H Morehead St.	83 79	
									309	A Illinois St.	76 81	
									317	A Evansville	73 54	
									335	A Lipscomb	85 93	
									342	H Eastern Ill.	66 56	
									344	A Alabama A&M	76 59	
LAST 12 Division I GAMES:												
180	A Southeast Mo. St.	59 96	123	A Belmont	61 87							
97	A UT Martin	62 92	280	H Jacksonville St.	71 74							
342	H Eastern Ill.	66 56	277	H Tennessee Tech	56 50							
143	H SIUE	61 64	289	H Morehead St.	83 79							
211	A Eastern Ky.	60 72	12	A Florida St.	59 101							
248	A Tennessee St.	58 69	163	A Jacksonville	54 79							

Non-Div I Games: Blue Mountain 89 64 Oakland City 91 75

Murray St.

Loss, Non-Conf, S Site, H Home A Away N Neutral

Average RPI Win:	316	WON-LOST	WINNING	LAST 10	STRENGTH OF	OPP. STRENGTH	TEAM	ADJ.	CONF.	ADJ CONF.
Average RPI Loss:	171	RECORD	PCT. RANK	GAMES	SCHEDULE	OF SCHEDULE	RPI	RPI	RPI	RPI
DIV. I ONLY	8- 10	201	5- 4	335	262	278	278	30	30	
DIV. I NON-CONF.	2- 7	280	1- 3	180	186	265	265	30	30	
TOTALS	RPI 1-25	RPI 26-50	W-L RECORDS	RPI 51-100	RPI 101-150	RPI 150+				
8- 10	0- 2	0- 0	OVERALL	0- 2	0- 0	8- 6				
3- 4	0- 0	0- 0	HOME	0- 2	0- 0	3- 2				
3- 5	0- 1	0- 0	AWAY	0- 0	0- 0	3- 4				
2- 1	0- 1	0- 0	NEUTRAL	0- 0	0- 0	2- 0				
2- 7	0- 2	0- 0	NON-CONFERENCE	0- 2	0- 0	2- 3				
0- 2	0- 0	0- 0	HOME	0- 2	0- 0	0- 0				
0- 4	0- 1	0- 0	AWAY	0- 0	0- 0	0- 3				
2- 1	0- 1	0- 0	NEUTRAL	0- 0	0- 0	2- 0				
6- 3	0- 0	0- 0	CONFERENCE	0- 0	0- 0	6- 3				
3- 2	0- 0	0- 0	HOME	0- 0	0- 0	3- 2				
3- 1	0- 0	0- 0	AWAY	0- 0	0- 0	3- 1				
0- 0	0- 0	0- 0	NEUTRAL	0- 0	0- 0	0- 0				

RPI 1-25				RPI 26-50				RPI 51-100				RPI 101+ Team's RPI: 278			
RPI	S	Opponent	Score	RPI	S	Opponent	Score	RPI	S	Opponent	Score	RPI	S	Opponent	Score
6	A	Ohio St.	56 89					67	H	FGCU	36 60	155	H	Hampton	52 55
24	N	Duquesne	67 81					95	H	VCU	49 64	233	A	Coppin St.	59 65
												268	A	Navy	48 52
												282	A	Campbell	55 56
												284	A	Wichita St.	53 55
												293	H	UMES	50 56
												296	A	Savannah St.	69 59
												296	H	Savannah St.	60 31
												305	A	Delaware St.	84 64
												311	A	South Carolina St.	57 54
												320	H	Howard	88 70
												326	N	North Dakota St.	72 64
												328	N	Southern Utah	78 65
												349	H	Norfolk St.	64 53
LAST 12 Division I GAMES:															
296	H	Savannah St.	60 31	296	A	Savannah St.	69 59	95	H	VCU	49 64	6	A	Ohio St.	56 89
305	A	Delaware St.	84 64	284	A	Wichita St.	53 55	293	H	UMES	50 56				
233	A	Coppin St.	59 65	326	N	North Dakota St.	72 64								
349	H	Norfolk St.	64 53												
155	H	Hampton	52 55												
311	A	South Carolina St.	57 54												

Non-Div I Games: Pfeiffer 74 55 North Greenville 64 37

N.C. A&T

Loss, Non-Conf, S Site, H Home A Away N Neutral

N.C. Central

Through Games Of Feb. 5, 2016

Average RPI Win:	287	WON-LOST	WINNING	LAST 10	STRENGTH OF	OPP. STRENGTH	TEAM	ADJ.	CONF.	ADJ CONF.
Average RPI Loss:	251	RECORD	PCT. RANK	GAMES	SCHEDULE	OF SCHEDULE	RPI	RPI	RPI	RPI
DIV. I ONLY	3- 15	324	2- 7	346	336	348	348	30	30	
DIV. I NON-CONF.	1- 9	325	1- 4	319	322	347	347	30	30	
TOTALS	RPI 1-25	RPI 26-50	W-L RECORDS	RPI 51-100	RPI 101-150	RPI 150+				
3- 15	0- 0	0- 0	OVERALL	0- 2	0- 0	3- 13				
3- 3	0- 0	0- 0	HOME	0- 0	0- 0	3- 3				
0- 12	0- 0	0- 0	AWAY	0- 2	0- 0	0- 10				
0- 0	0- 0	0- 0	NEUTRAL	0- 0	0- 0	0- 0				
1- 9	0- 0	0- 0	NON-CONFERENCE	0- 2	0- 0	1- 7				
1- 1	0- 0	0- 0	HOME	0- 0	0- 0	1- 1				
0- 8	0- 0	0- 0	AWAY	0- 2	0- 0	0- 6				
0- 0	0- 0	0- 0	NEUTRAL	0- 0	0- 0	0- 0				
2- 6	0- 0	0- 0	CONFERENCE	0- 0	0- 0	2- 6				
2- 2	0- 0	0- 0	HOME	0- 0	0- 0	2- 2				
0- 4	0- 0	0- 0	AWAY	0- 0	0- 0	0- 4				
0- 0	0- 0	0- 0	NEUTRAL	0- 0	0- 0	0- 0				

RPI 1-25			RPI 26-50			RPI 51-100			RPI 101+ Team's RPI: 348		
RPI	S	Opponent	Score	RPI	S	Opponent	Score	RPI	S	Opponent	Score
								155	H	Hampton	42 76
								203	A	Presbyterian	50 60
								218	H	Furman	66 61
								232	A	USC Upstate	46 68
								282	H	Campbell	48 57
								288	A	UNCG	56 103
								293	H	UMES	49 46
								296	A	Savannah St.	39 57
								301	A	Longwood	49 60
								302	A	Florida A&M	45 55
								305	A	Delaware St.	56 66
								311	A	South Carolina St.	51 58
								312	A	Wofford	37 60
								313	A	Winthrop	39 62
								320	H	Howard	61 68
								349	H	Norfolk St.	63 62
LAST 12 Division I GAMES:											
302	A	Florida A&M	45 55	218	H	Furman	66 61				
305	A	Delaware St.	56 66	288	A	UNCG	56 103				
155	H	Hampton	42 76	203	A	Presbyterian	50 60				
349	H	Norfolk St.	63 62	232	A	USC Upstate	46 68				
296	A	Savannah St.	39 57	312	A	Wofford	37 60				
311	A	South Carolina St.	51 58	320	H	Howard	61 68				

Non-Div I Games:

N.C. Central

Loss, Non-Conf, S Site, H Home A Away N Neutral

Average RPI Win:	330	WON-LOST	WINNING	LAST 10	STRENGTH OF	OPP. STRENGTH	TEAM	ADJ.	CONF.	ADJ CONF.
Average RPI Loss:	203	RECORD	PCT. RANK	GAMES	SCHEDULE	OF SCHEDULE	RPI	RPI	RPI	RPI
DIV. I ONLY	2- 18	339	1- 9	253	333	337	337	28	28	
DIV. I NON-CONF.	1- 12	337	0- 5	241	341	334	334	27	27	
TOTALS	RPI 1-25	RPI 26-50	W-L RECORDS	RPI 51-100	RPI 101-150	RPI 150+				
2- 18	0- 0	0- 0	OVERALL	0- 4	0- 1	2- 13				
1- 9	0- 0	0- 0	HOME	0- 1	0- 0	1- 8				
1- 9	0- 0	0- 0	AWAY	0- 3	0- 1	1- 5				
0- 0	0- 0	0- 0	NEUTRAL	0- 0	0- 0	0- 0				
1- 12	0- 0	0- 0	NON-CONFERENCE	0- 3	0- 1	1- 8				
0- 6	0- 0	0- 0	HOME	0- 1	0- 0	0- 5				
1- 6	0- 0	0- 0	AWAY	0- 2	0- 1	1- 3				
0- 0	0- 0	0- 0	NEUTRAL	0- 0	0- 0	0- 0				
1- 6	0- 0	0- 0	CONFERENCE	0- 1	0- 0	1- 5				
1- 3	0- 0	0- 0	HOME	0- 0	0- 0	1- 3				
0- 3	0- 0	0- 0	AWAY	0- 1	0- 0	0- 2				
0- 0	0- 0	0- 0	NEUTRAL	0- 0	0- 0	0- 0				

RPI 1-25				RPI 26-50				RPI 51-100				RPI 101+				Team's RPI: 337	
RPI	S	Opponent	Score	RPI	S	Opponent	Score	RPI	S	Opponent	Score	RPI	S	Opponent	Score		
								67	A	FGCU	37	70	135	A	Marshall	50	63
								76	H	Army West Point	35	71	161	H	Brown	49	74
								87	A	Virginia	54	81	163	H	Jacksonville	36	65
								100	A	Minnesota	50	83	199	A	Stetson	55	60
													210	H	Lehigh	47	75
													212	A	Binghamton	50	54
													223	A	Columbia	52	72
													232	H	USC Upstate	41	58
													266	H	Dartmouth	39	46
													275	H	Vermont	46	54
													286	A	Kennesaw St.	48	64
													303	H	North Florida	51	68
													324	A	LIU Brooklyn	53	44
													326	H	North Dakota St.	59	64
													335	H	Lipscomb	61	51
													338	A	Wagner	53	76
LAST 12 Division I GAMES:																	
				335	H	Lipscomb	61	51		223	A	Columbia	52	72			
				286	A	Kennesaw St.	48	64		232	H	USC Upstate	41	58			
				163	H	Jacksonville	36	65		161	H	Brown	49	74			
				303	H	North Florida	51	68		266	H	Dartmouth	39	46			
				67	A	FGCU	37	70		100	A	Minnesota	50	83			
				199	A	Stetson	55	60		326	H	North Dakota St.	59	64			

Non-Div I Games: St. Joseph (VT) 71 50 St. Joseph's (Brklr) 78 41

NJIT

Loss, Non-Conf, S Site, H Home A Away N Neutral

Average RPI Win: 278	WON-LOST	WINNING	LAST 10	STRENGTH OF	OPP. STRENGTH	TEAM	ADJ.	CONF.	ADJ CONF.
Average RPI Loss: 179	RECORD	PCT. RANK	GAMES	SCHEDULE	OF SCHEDULE	RPI	RPI	RPI	RPI
DIV. I ONLY	9- 11	194	4- 6	274	329	268	268	29	29
DIV. I NON-CONF.	5- 5	160	1- 1	218	298	207	207	29	29
TOTALS	RPI 1-25	RPI 26-50	W-L RECORDS	RPI 51-100	RPI 101-150	RPI 150+			
9- 11	0- 0	0- 1	OVERALL	1- 3	0- 1	8- 6			
7- 4	0- 0	0- 0	HOME	1- 1	0- 1	6- 2			
2- 6	0- 0	0- 1	AWAY	0- 1	0- 0	2- 4			
0- 1	0- 0	0- 0	NEUTRAL	0- 1	0- 0	0- 0			
5- 5	0- 0	0- 1	NON-CONFERENCE	1- 2	0- 0	4- 2			
4- 2	0- 0	0- 0	HOME	1- 1	0- 0	3- 1			
1- 3	0- 0	0- 1	AWAY	0- 1	0- 0	1- 1			
0- 0	0- 0	0- 0	NEUTRAL	0- 0	0- 0	0- 0			
4- 6	0- 0	0- 0	CONFERENCE	0- 1	0- 1	4- 4			
3- 2	0- 0	0- 0	HOME	0- 0	0- 1	3- 1			
1- 3	0- 0	0- 0	AWAY	0- 0	0- 0	1- 3			
0- 1	0- 0	0- 0	NEUTRAL	0- 1	0- 0	0- 0			

RPI S	Opponent	Score	RPI S	Opponent	Score	RPI S	Opponent	Score	RPI S	Opponent	Score	Team's RPI: 268
42	A Penn	43 57	60	H Colorado St.	73 82	101	H Bucknell	41 51				
			76	N Army West Point	38 75	200	A Kansas	54 61				
			77	A Hofstra	63 65	210	H Lehigh	48 51				
			80	H Elon	73 70	222	H Siena	59 58				
						263	A Loyola Maryland	38 51				
						271	A Holy Cross	49 57				
						271	H Holy Cross	50 49				
						278	H N.C. A&T	52 48				
						300	H Colgate	51 41				
						324	H LIU Brooklyn	66 68				
						330	A Lafayette	65 58				
						331	A Saint Peter's	50 39				
						343	H Air Force	64 46				
						346	A Boston U.	49 51				
						346	H Boston U.	67 56				
LAST 12 Division I GAMES:												
346	A Boston U.	49 51	300	H Colgate	51 41							
271	H Holy Cross	50 49	346	H Boston U.	67 56							
76	N Army West Point	38 75	271	A Holy Cross	49 57							
210	H Lehigh	48 51	101	H Bucknell	41 51							
330	A Lafayette	65 58	343	H Air Force	64 46							
263	A Loyola Maryland	38 51	200	A Kansas	54 61							

Non-Div I Games: Johns Hopkins 77 45

Navy

■ Loss,
 ■ Non-Conf,
 ■ S Site,
 ■ H Home
 ■ A Away
 N Neutral

Average RPI Win:	168	WON-LOST	WINNING	LAST 10	STRENGTH OF	OPP. STRENGTH	TEAM	ADJ.	CONF.	ADJ CONF.
Average RPI Loss:	43	RECORD	PCT. RANK	GAMES	SCHEDULE	OF SCHEDULE	RPI	RPI	RPI	RPI
DIV. I ONLY	16- 6	55	7- 3	147	20	64	64	4	4	
DIV. I NON-CONF.	9- 2	37	1- 0	252	121	90	90	4	4	
TOTALS	RPI 1-25	RPI 26-50	W-L RECORDS	RPI 51-100	RPI 101-150	RPI 150+				
16- 6	0- 2	3- 2	OVERALL	2- 2	3- 0	8- 0				
13- 1	0- 0	2- 1	HOME	1- 0	2- 0	8- 0				
3- 5	0- 2	1- 1	AWAY	1- 2	1- 0	0- 0				
0- 0	0- 0	0- 0	NEUTRAL	0- 0	0- 0	0- 0				
9- 2	0- 1	1- 0	NON-CONFERENCE	1- 1	1- 0	6- 0				
9- 0	0- 0	1- 0	HOME	1- 0	1- 0	6- 0				
0- 2	0- 1	0- 0	AWAY	0- 1	0- 0	0- 0				
0- 0	0- 0	0- 0	NEUTRAL	0- 0	0- 0	0- 0				
7- 4	0- 1	2- 2	CONFERENCE	1- 1	2- 0	2- 0				
4- 1	0- 0	1- 1	HOME	0- 0	1- 0	2- 0				
3- 3	0- 1	1- 1	AWAY	1- 1	1- 0	0- 0				
0- 0	0- 0	0- 0	NEUTRAL	0- 0	0- 0	0- 0				

RPI 1-25				RPI 26-50				RPI 51-100				Team's RPI: 64	RPI 101+			
RPI	S	Opponent	Score	RPI	S	Opponent	Score	RPI	S	Opponent	Score		RPI	S	Opponent	Score
4	A	UConn	46 88	35	H	North Carolina St.	88 67	53	H	Arkansas St.	79 71		112	H	Creighton	65 63
11	A	Maryland	50 89	36	A	Purdue	62 61	71	A	California	80 87		137	A	Penn St.	83 78
				45	H	Iowa	68 74	73	A	Michigan	93 81		137	H	Penn St.	87 69
				48	A	Rutgers	56 66	78	A	Northwestern	62 85		152	H	Illinois	73 57
				48	H	Rutgers	65 54						158	H	Wisconsin	75 62
													183	H	Southern U.	89 38
													260	H	Northern Ariz.	90 67
													303	H	North Florida	91 46
													317	H	Evansville	85 40
													334	H	Ark.-Pine Bluff	96 46
													348	H	N.C. Central	88 47
LAST 12 Division I GAMES:																
137	H	Penn St.	87 69	137	A	Penn St.	83 78									
48	A	Rutgers	56 66	152	H	Illinois	73 57									
158	H	Wisconsin	75 62	11	A	Maryland	50 89									
73	A	Michigan	93 81	78	A	Northwestern	62 85									
36	A	Purdue	62 61	45	H	Iowa	68 74									
48	H	Rutgers	65 54	53	H	Arkansas St.	79 71									

Non-Div I Games:

Nebraska

■ Loss,
■ Non-Conf,
■ S Site,
■ H Home
■ A Away
N Neutral

N
e
v
a
d
aNevada

Loss, Non-Conf, S Site, H Home A Away N Neutral

New Hampshire

Through Games Of Feb. 5, 2016

Average RPI Win:	286	WON-LOST	WINNING	LAST 10	STRENGTH OF	OPP. STRENGTH	TEAM	ADJ.	CONF.	ADJ CONF.
Average RPI Loss:	151	RECORD	PCT. RANK	GAMES	SCHEDULE	OF SCHEDULE	RPI	RPI	RPI	RPI
DIV. I ONLY	6- 14	273	1- 9	201	241	267	267	15	15	
DIV. I NON-CONF.	5- 7	198	0- 4	234	279	214	214	18	18	
TOTALS	RPI 1-25	RPI 26-50	W-L RECORDS	RPI 51-100	RPI 101-150	RPI 150+				
6- 14	0- 0	0- 2	OVERALL	0- 2	0- 3	6- 7				
3- 6	0- 0	0- 2	HOME	0- 1	0- 0	3- 3				
3- 8	0- 0	0- 0	AWAY	0- 0	0- 1	3- 1				
0- 0	0- 0	0- 0	NEUTRAL	0- 0	0- 0	0- 0				
5- 7	0- 0	0- 1	NON-CONFERENCE	0- 1	0- 2	5- 3				
2- 3	0- 0	0- 1	HOME	0- 0	0- 0	2- 2				
3- 4	0- 0	0- 0	AWAY	0- 1	0- 2	3- 1				
0- 0	0- 0	0- 0	NEUTRAL	0- 0	0- 0	0- 0				
1- 7	0- 0	0- 1	CONFERENCE	0- 1	0- 1	1- 4				
1- 3	0- 0	0- 1	HOME	0- 1	0- 0	1- 1				
0- 4	0- 0	0- 0	AWAY	0- 0	0- 1	0- 3				
0- 0	0- 0	0- 0	NEUTRAL	0- 0	0- 0	0- 0				

RPI	S	Opponent	Score	RPI	S	Opponent	Score	RPI	S	Opponent	Score	RPI	S	Opponent	Score	Team's RPI: 267
42	H	Penn	60 67	90	A	Boston College	51 71	107	A	Yale	46 63					
46	H	Albany (NY)	52 78	94	H	Maine	52 62	110	A	Stony Brook	54 63					
								116	A	North Carolina	60 65					
								180	H	UMBC	55 65					
								192	H	Northeastern	54 66					
								206	A	Bryant	42 55					
								212	A	Binghamton	50 51					
								215	A	Hartford	44 48					
								222	H	Siena	53 57					
								237	H	Manhattan	72 57					
								259	A	Sacred Heart	81 69					
								266	A	Dartmouth	61 57					
								275	A	Vermont	63 83					
								285	A	Central Conn. St.	64 50					
								323	H	UMass Lowell	65 61					
								346	H	Boston U.	69 52					
LAST 12 Division I GAMES:																
180	H	UMBC	55 65	46	H	Albany (NY)	52 78									
275	A	Vermont	63 83	212	A	Binghamton	50 51									
215	A	Hartford	44 48	107	A	Yale	46 63									
323	H	UMass Lowell	65 61	116	A	North Carolina	60 65									
94	H	Maine	52 62	206	A	Bryant	42 55									
110	A	Stony Brook	54 63	90	A	Boston College	51 71									

Non-Div I Games: Colby-Sawyer 72 41

New Hampshire

■ Loss,
 ■ Non-Conf,
 ■ S Site,
 ■ H Home
 ■ A Away
 N Neutral

Average RPI Win:	241	WON-LOST	WINNING	LAST 10	STRENGTH OF	OPP. STRENGTH	TEAM	ADJ.	CONF.	ADJ CONF.
Average RPI Loss:	128	RECORD	PCT. RANK	GAMES	SCHEDULE	OF SCHEDULE	RPI	RPI	RPI	RPI
DIV. I ONLY	11- 9	143	0- 1	168	238	167	167	20	20	
DIV. I NON-CONF.	7- 4	110	0- 1	91	259	106	106	21	21	
TOTALS	RPI 1-25	RPI 26-50	W-L RECORDS	RPI 51-100	RPI 101-150	RPI 150+				
11- 9	0- 1	0- 1	OVERALL	1- 0	1- 4	9- 3				
7- 4	0- 1	0- 0	HOME	0- 0	0- 3	7- 0				
4- 5	0- 0	0- 1	AWAY	1- 0	1- 1	2- 3				
0- 0	0- 0	0- 0	NEUTRAL	0- 0	0- 0	0- 0				
7- 4	0- 1	0- 1	NON-CONFERENCE	1- 0	1- 2	5- 0				
5- 2	0- 1	0- 0	HOME	0- 0	0- 1	5- 0				
2- 2	0- 0	0- 1	AWAY	1- 0	1- 1	0- 0				
0- 0	0- 0	0- 0	NEUTRAL	0- 0	0- 0	0- 0				
4- 5	0- 0	0- 0	CONFERENCE	0- 0	0- 2	4- 3				
2- 2	0- 0	0- 0	HOME	0- 0	0- 2	2- 0				
2- 3	0- 0	0- 0	AWAY	0- 0	0- 0	2- 3				
0- 0	0- 0	0- 0	NEUTRAL	0- 0	0- 0	0- 0				

RPI S	Opponent	Score	RPI S	Opponent	Score	RPI S	Opponent	Score	RPI S	Opponent	Score	Team's RPI: 167
24	H Duquesne	69 78	34	A UTEP	62 70	100	A Minnesota	72 53	102	A New Mexico St.	59 78	
									102	H New Mexico St.	47 52	
									113	H Boise St.	60 81	
									138	H Fresno St.	65 69	
									150	A SMU	63 58	
									167	A UNLV	48 57	
									167	H UNLV	67 53	
									213	H Sacramento St.	84 71	
									219	H San Jose St.	71 57	
									225	A Utah St.	56 72	
									230	H Houston Baptist	65 57	
									246	A Wyoming	48 66	
									265	H Pepperdine	60 52	
									319	A Nevada	51 47	
									322	H Nicholls St.	83 43	
									328	H Southern Utah	70 48	
									343	A Air Force	63 33	
LAST 12 Division I GAMES:												
24	H Duquesne	69 78	167	H UNLV	67 53							
167	A UNLV	48 57	225	A Utah St.	56 72							
113	H Boise St.	60 81	138	H Fresno St.	65 69							
343	A Air Force	63 33	319	A Nevada	51 47							
219	H San Jose St.	71 57	102	H New Mexico St.	47 52							
246	A Wyoming	48 66	100	A Minnesota	72 53							

Non-Div I Games:

New Mexico

■ Loss,
 ■ Non-Conf, S Site,
 ■ Home
 ■ Away
 N Neutral

Average RPI Win:	247	WON-LOST	WINNING	LAST 10	STRENGTH OF	OPP. STRENGTH	TEAM	ADJ.	CONF.	ADJ CONF.
Average RPI Loss:	62	RECORD	PCT. RANK	GAMES	SCHEDULE	OF SCHEDULE	RPI	RPI	RPI	RPI
DIV. I ONLY	17- 3	16	9- 0	311	192	102	102	25	25	
DIV. I NON-CONF.	9- 3	69	2- 1	277	115	130	130	25	25	
TOTALS	RPI 1-25	RPI 26-50	W-L RECORDS	RPI 51-100	RPI 101-150	RPI 150+				
17- 3	0- 0	0- 1	OVERALL	0- 2	0- 0	17- 0				
9- 1	0- 0	0- 1	HOME	0- 0	0- 0	9- 0				
7- 1	0- 0	0- 0	AWAY	0- 1	0- 0	7- 0				
1- 1	0- 0	0- 0	NEUTRAL	0- 1	0- 0	1- 0				
9- 3	0- 0	0- 1	NON-CONFERENCE	0- 2	0- 0	9- 0				
5- 1	0- 0	0- 1	HOME	0- 0	0- 0	5- 0				
3- 1	0- 0	0- 0	AWAY	0- 1	0- 0	3- 0				
1- 1	0- 0	0- 0	NEUTRAL	0- 1	0- 0	1- 0				
8- 0	0- 0	0- 0	CONFERENCE	0- 0	0- 0	8- 0				
4- 0	0- 0	0- 0	HOME	0- 0	0- 0	4- 0				
4- 0	0- 0	0- 0	AWAY	0- 0	0- 0	4- 0				
0- 0	0- 0	0- 0	NEUTRAL	0- 0	0- 0	0- 0				

RPI 1-25				RPI 26-50				RPI 51-100				RPI 101+				Team's RPI: 102	
RPI	S	Opponent	Score	RPI	S	Opponent	Score	RPI	S	Opponent	Score	RPI	S	Opponent	Score		
				34	H	UTEP	65 71	52	N	Vanderbilt	45 71	167	A	New Mexico	52 47		
								99	A	Arizona	64 68	167	H	New Mexico	78 59		
												176	H	Northwestern St.	65 54		
												198	A	UTRGV	68 57		
												213	H	Sacramento St.	80 77		
												219	A	San Jose St.	75 66		
												221	H	Utah Valley	73 68		
												227	A	Grand Canyon	64 44		
												227	H	Grand Canyon	60 58		
												236	H	Seattle	69 54		
												257	H	CSU Bakersfield	86 63		
												260	H	Northern Ariz.	87 53		
												307	A	UMKC	68 62		
												326	A	North Dakota St.	79 69		
												328	H	Southern Utah	74 60		
												333	N	A&M-Corpus Christi	70 51		
												336	A	Chicago St.	70 60		
LAST 12 Division I GAMES:																	
				227	A	Grand Canyon	64 44	227	H	Grand Canyon	60 58						
				198	A	UTRGV	68 57	221	H	Utah Valley	73 68						
				257	H	CSU Bakersfield	86 63	333	N	A&M-Corpus Christi	70 51						
				236	H	Seattle	69 54	52	N	Vanderbilt	45 71						
				336	A	Chicago St.	70 60	167	A	New Mexico	52 47						
				307	A	UMKC	68 62	219	A	San Jose St.	75 66						

Non-Div I Games: Eastern N.M. 76 61 Western N.M. 68 39

New Mexico St.

Average RPI Win:	304	WON-LOST	WINNING	LAST 10	STRENGTH OF	OPP. STRENGTH	TEAM	ADJ.	CONF.	ADJ CONF.
Average RPI Loss:	210	RECORD	PCT. RANK	GAMES	SCHEDULE	OF SCHEDULE	RPI	RPI	RPI	RPI
DIV. I ONLY	4- 13	299	3- 7	323	325	340	340	27	27	
DIV. I NON-CONF.	1- 6	311	0- 2	314	294	344	344	26	26	
TOTALS	RPI 1-25	RPI 26-50	W-L RECORDS	RPI 51-100	RPI 101-150	RPI 150+				
4- 13	0- 0	0- 0	OVERALL	0- 1	0- 3	4- 9				
4- 4	0- 0	0- 0	HOME	0- 0	0- 1	4- 3				
0- 8	0- 0	0- 0	AWAY	0- 0	0- 0	0- 1				
0- 1	0- 0	0- 0	NEUTRAL	0- 0	0- 0	0- 1				
1- 6	0- 0	0- 0	NON-CONFERENCE	0- 1	0- 2	1- 3				
1- 1	0- 0	0- 0	HOME	0- 0	0- 0	1- 1				
0- 4	0- 0	0- 0	AWAY	0- 1	0- 2	0- 1				
0- 1	0- 0	0- 0	NEUTRAL	0- 0	0- 0	0- 1				
3- 7	0- 0	0- 0	CONFERENCE	0- 0	0- 1	3- 6				
3- 3	0- 0	0- 0	HOME	0- 0	0- 1	3- 2				
0- 4	0- 0	0- 0	AWAY	0- 0	0- 0	0- 4				
0- 0	0- 0	0- 0	NEUTRAL	0- 0	0- 0	0- 0				

RPI 1-25			RPI 26-50			RPI 51-100			RPI 101+			Team's RPI: 340
RPI	S	Opponent	Score	RPI	S	Opponent	Score	RPI	S	Opponent	Score	
						91 A TCU	36 85			114 H Central Ark.	44 59	
										133 A Ole Miss	59 97	
										136 A Arkansas	41 73	
										154 A McNeese St.	63 92	
										154 H McNeese St.	74 77	
										230 H Houston Baptist	51 71	
										242 A Sam Houston St.	52 64	
										252 H Stephen F. Austin	58 57	
										272 A Lamar	52 79	
										286 A Kennesaw St.	53 60	
										288 H UNCG	79 81	
										302 N Florida A&M	60 71	
										316 H Incarnate Word	55 49	
										322 H Nicholls St.	62 55	
										325 H Jackson St.	85 68	
										333 A A&M-Corpus Christi	59 73	
LAST 12 Division I GAMES:												
154	A	McNeese St.	63 92	252	H	Stephen F. Austin	58 57					
154	H	McNeese St.	74 77	242	A	Sam Houston St.	52 64					
322	H	Nicholls St.	62 55	316	H	Incarnate Word	55 49					
333	A	A&M-Corpus Christi	59 73	272	A	Lamar	52 79					
114	H	Central Ark.	44 59	136	A	Arkansas	41 73					
230	H	Houston Baptist	51 71	288	H	UNCG	79 81					

Non-Div I Games: LSU-Alexandria 93 75 Trinity Baptist 109 46

New Orleans

Loss, Non-Conf, S Site, H Home A Away N Neutral

Niagara

Through Games Of Feb. 5, 2016

Average RPI Win: 305	WON-LOST	WINNING	LAST 10	STRENGTH OF	OPP. STRENGTH	TEAM	ADJ.	CONF.	ADJ CONF.
Average RPI Loss: 171	RECORD	PCT. RANK	GAMES	SCHEDULE	OF SCHEDULE	RPI	RPI	RPI	RPI
DIV. I ONLY	6- 16	283	4- 6	264	261	287	287	23	23
DIV. I NON-CONF.	2- 7	280	1- 0	244	232	291	291	24	24
<hr/>									
TOTALS	RPI 1-25	RPI 26-50	W-L RECORDS	RPI 51-100	RPI 101-150	RPI 150+			
6- 16	0- 0	0- 1	OVERALL	0- 0	0- 6	6- 9			
3- 7	0- 0	0- 0	HOME	0- 0	0- 4	3- 3			
3- 9	0- 0	0- 1	AWAY	0- 0	0- 2	3- 6			
0- 0	0- 0	0- 0	NEUTRAL	0- 0	0- 0	0- 0			
2- 7	0- 0	0- 1	NON-CONFERENCE	0- 0	0- 3	2- 3			
1- 3	0- 0	0- 0	HOME	0- 0	0- 2	1- 1			
1- 4	0- 0	0- 1	AWAY	0- 0	0- 1	1- 2			
0- 0	0- 0	0- 0	NEUTRAL	0- 0	0- 0	0- 0			
4- 9	0- 0	0- 0	CONFERENCE	0- 0	0- 3	4- 6			
2- 4	0- 0	0- 0	HOME	0- 0	0- 2	2- 2			
2- 5	0- 0	0- 0	AWAY	0- 0	0- 1	2- 4			
0- 0	0- 0	0- 0	NEUTRAL	0- 0	0- 0	0- 0			

RPI 1-25			RPI 26-50			RPI 51-100			RPI 101+			Team's RPI: 287
RPI	S	Opponent	Score	RPI	S	Opponent	Score	RPI	S	Opponent	Score	
				33	A	St. Bonaventure	55 67					
								105	H	Youngstown St.	54 71	
								111	H	Quinnipiac	54 61	
								119	A	Iona	46 73	
								119	H	Iona	52 73	
								126	H	Buffalo	48 57	
								127	A	Texas Tech	45 79	
								175	A	Marist	50 63	
								182	A	Detroit	75 80	
								194	H	Oakland	67 77	
								202	H	Canisius	66 68	
								222	H	Siena	51 59	
								224	A	Fairfield	43 61	
								224	H	Fairfield	56 55	
								237	A	Manhattan	62 80	
								266	A	Dartmouth	47 60	
								291	A	Monmouth	60 83	
								297	A	Rider	67 57	
								306	H	Cleveland St.	73 72	
								331	A	Saint Peter's	52 48	
								331	H	Saint Peter's	51 46	
								339	A	Mt. St. Mary's	53 51	
LAST 12 Division I GAMES:												
224	A	Fairfield	43 61	111	H	Quinnipiac	54 61					
119	H	Iona	52 73	297	A	Rider	67 57					
202	H	Canisius	66 68	331	A	Saint Peter's	52 48					
175	A	Marist	50 63	224	H	Fairfield	56 55					
119	A	Iona	46 73	222	H	Siena	51 59					
331	H	Saint Peter's	51 46	339	A	Mt. St. Mary's	53 51					

Non-Div I Games:

Niagara

■ Loss,
 ■ Non-Conf,
 ■ S Site,
 ■ H Home
 ■ A Away
 N Neutral

Average RPI Win:	281	WON-LOST	WINNING	LAST 10	STRENGTH OF	OPP. STRENGTH	TEAM	ADJ.	CONF.	ADJ CONF.
Average RPI Loss:	212	RECORD	PCT. RANK	GAMES	SCHEDULE	OF SCHEDULE	RPI	RPI	RPI	RPI
DIV. I ONLY	6- 13	267	1- 1	330	330	322	322	27	27	
DIV. I NON-CONF.	1- 8	320	1- 0	325	343	348	348	26	26	
TOTALS	RPI 1-25	RPI 26-50	W-L RECORDS	RPI 51-100	RPI 101-150	RPI 150+				
6- 13	0- 0	0- 0	OVERALL	0- 1	0- 2	6- 10				
2- 7	0- 0	0- 0	HOME	0- 1	0- 1	2- 5				
3- 5	0- 0	0- 0	AWAY	0- 0	0- 0	3- 5				
1- 1	0- 0	0- 0	NEUTRAL	0- 0	0- 1	1- 0				
1- 8	0- 0	0- 0	NON-CONFERENCE	0- 0	0- 1	1- 7				
0- 4	0- 0	0- 0	HOME	0- 0	0- 0	0- 4				
0- 3	0- 0	0- 0	AWAY	0- 0	0- 0	0- 3				
1- 1	0- 0	0- 0	NEUTRAL	0- 0	0- 1	1- 0				
5- 5	0- 0	0- 0	CONFERENCE	0- 1	0- 1	5- 3				
2- 3	0- 0	0- 0	HOME	0- 1	0- 1	2- 1				
3- 2	0- 0	0- 0	AWAY	0- 0	0- 0	3- 2				
0- 0	0- 0	0- 0	NEUTRAL	0- 0	0- 0	0- 0				

RPI S	Opponent	Score	RPI S	Opponent	Score	RPI S	Opponent	Score	RPI S	Opponent	Score	Team's RPI: 322
						59	H Abilene Christian	68 71	114	H Central Ark.	65 71	
									122	N Samford	43 45	
									167	A New Mexico	43 83	
									170	H Louisiana Tech	55 58	
									176	H Northwestern St.	70 61	
									205	A Troy	51 104	
									220	H Grambling	65 69	
									230	A Houston Baptist	71 80	
									242	A Sam Houston St.	67 63	
									269	H Prairie View	70 81	
									270	A La.-Monroe	57 69	
									272	H Lamar	69 59	
									280	H Jacksonville St.	49 63	
									316	A Incarnate Word	66 64	
									316	H Incarnate Word	61 63	
									333	A A&M-Corpus Christi	64 62	
									340	A New Orleans	55 62	
									347	N Mississippi Val.	63 54	
LAST 12 Division I GAMES:												
			347	N Mississippi Val.	63 54		333	A A&M-Corpus Christi	64 62			
			316	H Incarnate Word	61 63		242	A Sam Houston St.	67 63			
			316	A Incarnate Word	66 64		59	H Abilene Christian	68 71			
			340	A New Orleans	55 62		230	A Houston Baptist	71 80			
			114	H Central Ark.	65 71		272	H Lamar	69 59			
			176	H Northwestern St.	70 61		220	H Grambling	65 69			

Non-Div I Games: Southern-N.O. 98 65

Nicholls St.

■ Loss,
 ■ Non-Conf,
 ■ S Site,
 ■ H Home
 ■ A Away
 N Neutral

Average RPI Win:	0	WON-LOST	WINNING	LAST 10	STRENGTH OF	OPP. STRENGTH	TEAM	ADJ.	CONF.	ADJ CONF.
Average RPI Loss:	234	RECORD	PCT. RANK	GAMES	SCHEDULE	OF SCHEDULE	RPI	RPI	RPI	RPI
DIV. I ONLY	0- 19	348	0- 10	326	343	349	349	30	30	
DIV. I NON-CONF.	0- 10	338	0- 4	259	325	346	346	30	30	
TOTALS	RPI 1-25	RPI 26-50	W-L RECORDS	RPI 51-100	RPI 101-150	RPI 150+				
0- 19	0- 0	0- 1	OVERALL	0- 1	0- 1	0- 16				
0- 7	0- 0	0- 0	HOME	0- 0	0- 0	0- 7				
0- 10	0- 0	0- 1	AWAY	0- 1	0- 1	0- 7				
0- 2	0- 0	0- 0	NEUTRAL	0- 0	0- 0	0- 2				
0- 10	0- 0	0- 1	NON-CONFERENCE	0- 1	0- 1	0- 7				
0- 3	0- 0	0- 0	HOME	0- 0	0- 0	0- 3				
0- 5	0- 0	0- 1	AWAY	0- 1	0- 1	0- 2				
0- 2	0- 0	0- 0	NEUTRAL	0- 0	0- 0	0- 2				
0- 9	0- 0	0- 0	CONFERENCE	0- 0	0- 0	0- 9				
0- 4	0- 0	0- 0	HOME	0- 0	0- 0	0- 4				
0- 5	0- 0	0- 0	AWAY	0- 0	0- 0	0- 5				
0- 0	0- 0	0- 0	NEUTRAL	0- 0	0- 0	0- 0				

RPI S	Opponent	Score	RPI S	Opponent	Score	RPI S	Opponent	Score	RPI S	Opponent	Score	Team's RPI: 349
29	A Mississippi St.	34 92	87	A Virginia	50 86	135	A Marshall	67 81	155	A Hampton	62 73	
						191	A William & Mary	47 67	194	H Oakland	73 83	
						232	H USC Upstate	62 82	233	A Coppin St.	44 69	
						244	A Morgan St.	58 67	255	H UNCW	57 61	
						258	H Bethune-Cookman	45 53	263	A Loyola Maryland	67 75	
						278	A N.C. A&T	53 64	281	N La Salle	59 67	
						296	H Savannah St.	53 68	302	H Florida A&M	67 83	
						311	H South Carolina St.	52 60	345	N St. Francis Brooklyn	55 59	
						348	A N.C. Central	62 63				
LAST 12 Division I GAMES:												
155	A Hampton	62 73	302	H Florida A&M	67 83							
296	H Savannah St.	53 68	233	A Coppin St.	44 69							
311	H South Carolina St.	52 60	345	N St. Francis Brooklyn	55 59							
278	A N.C. A&T	53 64	281	N La Salle	59 67							
348	A N.C. Central	62 63	135	A Marshall	67 81							
258	H Bethune-Cookman	45 53	191	A William & Mary	47 67							

Non-Div I Games:

Norfolk St.

■ Loss,
 ■ Non-Conf,
 ■ S Site,
 ■ Home
 ■ A Away
 N Neutral

North Carolina

Through Games Of Feb. 5, 2016

Average RPI Win:	181	WON-LOST	WINNING	LAST 10	STRENGTH OF	OPP. STRENGTH	TEAM	ADJ.	CONF.	ADJ CONF.
Average RPI Loss:	72	RECORD	PCT. RANK	GAMES	SCHEDULE	OF SCHEDULE	RPI	RPI	RPI	RPI
DIV. I ONLY	12- 12	169	3- 7	36	86	116	116	5	5	
DIV. I NON-CONF.	10- 5	100	3- 0	90	234	127	127	5	5	
TOTALS	RPI 1-25	RPI 26-50	W-L RECORDS	RPI 51-100	RPI 101-150	RPI 150+				
12- 12	0- 3	1- 3	OVERALL	2- 3	3- 2	6- 1				
10- 6	0- 1	1- 1	HOME	1- 2	2- 1	6- 1				
0- 6	0- 2	0- 2	AWAY	0- 1	0- 1	0- 0				
2- 0	0- 0	0- 0	NEUTRAL	1- 0	1- 0	0- 0				
10- 5	0- 1	0- 0	NON-CONFERENCE	2- 2	3- 1	5- 1				
8- 4	0- 0	0- 0	HOME	1- 2	2- 1	5- 1				
0- 1	0- 1	0- 0	AWAY	0- 0	0- 0	0- 0				
2- 0	0- 0	0- 0	NEUTRAL	1- 0	1- 0	0- 0				
2- 7	0- 2	1- 3	CONFERENCE	0- 1	0- 1	1- 0				
2- 2	0- 1	1- 1	HOME	0- 0	0- 0	1- 0				
0- 5	0- 1	0- 2	AWAY	0- 1	0- 1	0- 0				
0- 0	0- 0	0- 0	NEUTRAL	0- 0	0- 0	0- 0				

RPI 1-25				RPI 26-50				RPI 51-100				RPI 101+ Team's RPI: 116			
RPI	S	Opponent	Score	RPI	S	Opponent	Score	RPI	S	Opponent	Score	RPI	S	Opponent	Score
1	A	Notre Dame	54 88	28	H	Syracuse	77 73	69	H	Oregon	77 79	107	H	Yale	70 63
14	H	Louisville	60 78	35	A	North Carolina St.	49 78	78	H	Northwestern	72 85	119	H	Iona	64 52
15	A	Oklahoma St.	67 77	39	A	Duke	55 71	79	A	Georgia Tech	73 80	132	A	Wake Forest	63 75
				43	H	Miami (FL)	61 76	89	N	Gonzaga	67 62	134	N	Southern Miss.	69 62
								94	H	Maine	59 58	142	H	Pacific	63 66
												216	H	Gardner-Webb	65 66
												232	H	USC Upstate	80 40
												240	H	Appalachian St.	68 59
												243	H	Clemson	72 56
												267	H	New Hampshire	65 60
												302	H	Florida A&M	94 58
												315	H	Fairleigh Dickinson	64 46
LAST 12 Division I GAMES:															
14	H	Louisville	60 78	1	A	Notre Dame	54 88	28	H	Syracuse	77 73	243	H	Clemson	72 56
35	A	North Carolina St.	49 78	49	A	Duke	55 71	94	H	Maine	59 58	267	H	New Hampshire	65 60
39	A	Duke	55 71	132	A	Wake Forest	63 75	134	N	Southern Miss.	69 62				
43	H	Miami (FL)	61 76	43	H	Miami (FL)	61 76								
79	A	Georgia Tech	73 80	79	A	Georgia Tech	73 80								

Non-Div I Games:

North Carolina

■ Loss,
 ■ Non-Conf, S Site,
 ■ Home
 ■ Away
 N Neutral

Average RPI Win: 142		WON-LOST	WINNING	LAST 10	STRENGTH OF	OPP. STRENGTH	TEAM	ADJ.	CONF.	ADJ CONF.
Average RPI Loss: 35		RECORD	PCT. RANK	GAMES	SCHEDULE	OF SCHEDULE	RPI	RPI	RPI	RPI
DIV. I ONLY		16- 7	73	7- 3	25	45	35	35	5	5
DIV. I NON-CONF.		9- 4	96	1- 1	78	93	73	73	5	5
TOTALS		RPI 1-25	RPI 26-50		W-L RECORDS		RPI 51-100	RPI 101-150		RPI 150+
16- 7	0- 4	1- 1		OVERALL		5- 2	4- 0		6- 0	
10- 2	0- 1	0- 0		HOME		4- 1	2- 0		4- 0	
4- 4	0- 2	1- 1		AWAY		1- 1	2- 0		0- 0	
2- 1	0- 1	0- 0		NEUTRAL		0- 0	0- 0		2- 0	
9- 4	0- 2	0- 0		NON-CONFERENCE		2- 2	1- 0		6- 0	
6- 1	0- 0	0- 0		HOME		2- 1	0- 0		4- 0	
1- 2	0- 1	0- 0		AWAY		0- 1	1- 0		0- 0	
2- 1	0- 1	0- 0		NEUTRAL		0- 0	0- 0		2- 0	
7- 3	0- 2	1- 1		CONFERENCE		3- 0	3- 0		0- 0	
4- 1	0- 1	0- 0		HOME		2- 0	2- 0		0- 0	
3- 2	0- 1	1- 1		AWAY		1- 0	1- 0		0- 0	
0- 0	0- 0	0- 0		NEUTRAL		0- 0	0- 0		0- 0	

RPI	S	Opponent	Score	RPI	S	Opponent	Score	Team's RPI: 35	RPI	S	Opponent	Score	RPI	S	Opponent	Score
1	A	Notre Dame	46 82	39	A	Duke	65 62		62	H	Villanova	70 64	103	A	Liberty	61 53
14	H	Louisville	90 92	43	A	Miami (FL)	44 73		64	A	Nebraska	67 88	116	H	North Carolina	78 49
19	N	Seton Hall	55 58						79	H	Georgia Tech	65 57	132	H	Wake Forest	64 47
21	A	Florida	72 79						80	H	Elon	66 69	145	A	Pittsburgh	78 76
									84	H	Charlotte	72 65	169	H	Davidson	58 42
									87	H	Virginia	63 52	184	N	UAB	67 56
									98	A	Virginia Tech	72 61	211	N	Eastern Ky.	73 62
													229	H	Radford	67 52
													238	H	High Point	89 48
													299	H	Western Caro.	86 55
LAST 12 Division I GAMES:																
1	A	Notre Dame	46 82	145	A	Pittsburgh	78 76									
116	H	North Carolina	78 49	79	H	Georgia Tech	65 57									
87	H	Virginia	63 52	132	H	Wake Forest	64 47									
98	A	Virginia Tech	72 61	43	A	Miami (FL)	44 73									
14	H	Louisville	90 92	21	A	Florida	72 79									
39	A	Duke	65 62	211	N	Eastern Ky.	73 62									

Non-Div I Games:

North Carolina St.

■ Loss,
 ■ Non-Conf, S Site,
 ■ Home
 ■ Away
 N Neutral

North Dakota

Through Games Of Feb. 5, 2016

Average RPI Win:	227	WON-LOST	WINNING	LAST 10	STRENGTH OF	OPP. STRENGTH	TEAM	ADJ.	CONF.	ADJ CONF.
Average RPI Loss:	115	RECORD	PCT. RANK	GAMES	SCHEDULE	OF SCHEDULE	RPI	RPI	RPI	RPI
DIV. I ONLY	10- 11	181	6- 4	82	265	151	151	18	18	
DIV. I NON-CONF.	4- 7	222	0- 2	41	253	181	181	19	19	
TOTALS	RPI 1-25	RPI 26-50	W-L RECORDS	RPI 51-100	RPI 101-150	RPI 150+				
10- 11	0- 0	0- 1	OVERALL	0- 4	1- 3	9- 3				
8- 2	0- 0	0- 0	HOME	0- 1	1- 0	7- 1				
2- 8	0- 0	0- 0	AWAY	0- 0	0- 0	2- 0				
0- 1	0- 0	0- 0	NEUTRAL	0- 1	0- 0	0- 0				
4- 7	0- 0	0- 1	NON-CONFERENCE	0- 4	1- 2	3- 0				
4- 1	0- 0	0- 0	HOME	0- 1	1- 0	3- 0				
0- 5	0- 0	0- 1	AWAY	0- 2	0- 2	0- 0				
0- 1	0- 0	0- 0	NEUTRAL	0- 1	0- 0	0- 0				
6- 4	0- 0	0- 0	CONFERENCE	0- 0	0- 1	6- 3				
4- 1	0- 0	0- 0	HOME	0- 0	0- 0	4- 1				
2- 3	0- 0	0- 0	AWAY	0- 0	0- 1	2- 2				
0- 0	0- 0	0- 0	NEUTRAL	0- 0	0- 0	0- 0				

RPI S	Opponent	Score	RPI S	Opponent	Score	RPI S	Opponent	Score	RPI S	Opponent	Score	Team's RPI: 151
			45 A	Iowa	61 83	69 A	Oregon	51 77	106 A	Drake	63 73	
						86 H	South Dakota	70 73	118 A	San Francisco	57 74	
						97 N	UT Martin	58 84	121 H	UNI	64 59	
						100 A	Minnesota	47 57	130 A	Idaho	65 92	
									162 A	Montana St.	61 69	
									174 H	Weber St.	56 62	
									177 A	Idaho St.	60 57	
									177 H	Idaho St.	45 42	
									178 A	Eastern Wash.	57 60	
									179 H	Northern Colo.	54 51	
									217 A	Montana	61 59	
									228 H	Western Ill.	78 67	
									260 H	Northern Ariz.	63 56	
									261 H	Omaha	67 52	
									326 H	North Dakota St.	71 54	
									328 H	Southern Utah	68 56	
LAST 12 Division I GAMES:												
			177 A	Idaho St.	60 57	177 H	Idaho St.	45 42				
			179 H	Northern Colo.	54 51	174 H	Weber St.	56 62				
			328 H	Southern Utah	68 56	178 A	Eastern Wash.	57 60				
			260 H	Northern Ariz.	63 56	130 A	Idaho	65 92				
			217 A	Montana	61 59	100 A	Minnesota	47 57				
			162 A	Montana St.	61 69	86 H	South Dakota	70 73				

Non-Div I Games:

North Dakota

Loss, Non-Conf, S Site, H Home A Away N Neutral

Average RPI Win:	320	WON-LOST	WINNING	LAST 10	STRENGTH OF	OPP. STRENGTH	TEAM	ADJ.	CONF.	ADJ CONF.
Average RPI Loss:	182	RECORD	PCT. RANK	GAMES	SCHEDULE	OF SCHEDULE	RPI	RPI	RPI	RPI
DIV. I ONLY	4- 17	313	1- 9	271	303	326	326	19	19	
DIV. I NON-CONF.	3- 8	258	2- 0	321	342	329	329	20	20	
TOTALS	RPI 1-25	RPI 26-50	W-L RECORDS	RPI 51-100	RPI 101-150	RPI 150+				
4- 17	0- 0	0- 0	OVERALL	0- 4	0- 2	4- 11				
2- 7	0- 0	0- 0	HOME	0- 3	0- 1	2- 3				
1- 8	0- 0	0- 0	AWAY	0- 1	0- 1	1- 6				
1- 2	0- 0	0- 0	NEUTRAL	0- 0	0- 0	1- 2				
3- 8	0- 0	0- 0	NON-CONFERENCE	0- 1	0- 1	3- 6				
1- 3	0- 0	0- 0	HOME	0- 1	0- 1	1- 1				
1- 3	0- 0	0- 0	AWAY	0- 0	0- 0	1- 3				
1- 2	0- 0	0- 0	NEUTRAL	0- 0	0- 0	1- 2				
1- 9	0- 0	0- 0	CONFERENCE	0- 3	0- 1	1- 5				
1- 4	0- 0	0- 0	HOME	0- 2	0- 0	1- 2				
0- 5	0- 0	0- 0	AWAY	0- 1	0- 1	0- 3				
0- 0	0- 0	0- 0	NEUTRAL	0- 0	0- 0	0- 0				

RPI S	Opponent	Score	RPI S	Opponent	Score	RPI S	Opponent	Score	RPI S	Opponent	Score	Team's RPI: 326
						56	H South Dakota St.	63 81	102	H New Mexico St.	69 79	
						86	A South Dakota	54 80	120	A IUPUI	44 67	
						86	H South Dakota	94 96	151	A North Dakota	54 71	
						94	H Maine	51 82	160	A Oral Roberts	58 59	
									160	H Oral Roberts	42 52	
									189	N Delaware	50 62	
									227	H Grand Canyon	67 76	
									228	H Western Ill.	82 94	
									261	A Omaha	52 77	
									269	N Prairie View	79 58	
									276	A San Diego St.	54 64	
									278	N N.C. A&T	64 72	
									298	A Denver	53 64	
									329	A Kent St.	54 75	
									332	H IPFW	94 85	
									337	A NJIT	64 59	
									341	H Cal St. Fullerton	79 64	
LAST 12 Division I GAMES:												
160	A Oral Roberts	58 59	160	H Oral Roberts	42 52							
86	A South Dakota	54 80	298	A Denver	53 64							
332	H IPFW	94 85	56	H South Dakota St.	63 81							
228	H Western Ill.	82 94	261	A Omaha	52 77							
120	A IUPUI	44 67	341	H Cal St. Fullerton	79 64							
86	H South Dakota	94 96	337	A NJIT	64 59							

Non-Div I Games: Valley City St. 85 77 St. Mary (NE) 88 68

North Dakota St.

Loss, Non-Conf, S Site, H Home A Away N Neutral

North Florida

Through Games Of Feb. 5, 2016

Average RPI Win:	317	WON-LOST	WINNING	LAST 10	STRENGTH OF	OPP. STRENGTH	TEAM	ADJ.	CONF.	ADJ CONF.
Average RPI Loss:	178	RECORD	PCT. RANK	GAMES	SCHEDULE	OF SCHEDULE	RPI	RPI	RPI	RPI
DIV. I ONLY	4- 15	306	2- 8	218	309	303	303	28	28	
DIV. I NON-CONF.	2- 10	304	0- 4	197	312	303	303	27	27	
TOTALS	RPI 1-25	RPI 26-50	W-L RECORDS	RPI 51-100	RPI 101-150	RPI 150+				
4- 15	0- 1	0- 1	OVERALL	0- 2	0- 2	4- 9				
2- 8	0- 0	0- 1	HOME	0- 1	0- 0	2- 6				
2- 7	0- 1	0- 0	AWAY	0- 1	0- 2	2- 3				
0- 0	0- 0	0- 0	NEUTRAL	0- 0	0- 0	0- 0				
2- 10	0- 1	0- 1	NON-CONFERENCE	0- 1	0- 2	2- 5				
1- 5	0- 0	0- 1	HOME	0- 0	0- 0	1- 4				
1- 5	0- 1	0- 0	AWAY	0- 1	0- 2	1- 1				
0- 0	0- 0	0- 0	NEUTRAL	0- 0	0- 0	0- 0				
2- 5	0- 0	0- 0	CONFERENCE	0- 1	0- 0	2- 4				
1- 3	0- 0	0- 0	HOME	0- 1	0- 0	1- 2				
1- 2	0- 0	0- 0	AWAY	0- 0	0- 0	1- 2				
0- 0	0- 0	0- 0	NEUTRAL	0- 0	0- 0	0- 0				

RPI 1-25				RPI 26-50				RPI 51-100				RPI 101+				Team's RPI: 303	
RPI	S	Opponent	Score	RPI	S	Opponent	Score	RPI	S	Opponent	Score	RPI	S	Opponent	Score		
12	A	Florida St.	28 80	36	H	Purdue	47 70	64	A	Nebraska	46 91	129	A	Mercer	54 68		
								67	H	FGCU	38 65	131	A	Alabama	47 69		
												163	H	Jacksonville	39 73		
												199	A	Stetson	61 81		
												232	A	USC Upstate	54 69		
												251	A	Georgia St.	63 76		
												255	H	UNCW	47 63		
												258	H	Bethune-Cookman	49 53		
												282	H	Campbell	55 66		
												286	H	Kennesaw St.	55 70		
												290	H	Towson	74 72		
												307	A	UMKC	62 55		
												311	H	South Carolina St.	48 53		
												335	H	Lipscomb	78 70		
												337	A	NJIT	68 51		
LAST 12 Division I GAMES:																	
199	A	Stetson	61 81	163	H	Jacksonville	39 73										
67	H	FGCU	38 65	129	A	Mercer	54 68										
232	A	USC Upstate	54 69	255	H	UNCW	47 63										
337	A	NJIT	68 51	282	H	Campbell	55 66										
335	H	Lipscomb	78 70	311	H	South Carolina St.	48 53										
286	H	Kennesaw St.	55 70	131	A	Alabama	47 69										

Non-Div I Games: Warner 60 51 Webber Int'l 60 72 Trinity Baptist 97 30

North Florida

Loss, Non-Conf, S Site, H Home A Away N Neutral

North Texas

Through Games Of Feb. 5, 2016

Average RPI Win:	181	WON-LOST	WINNING	LAST 10	STRENGTH OF	OPP. STRENGTH	TEAM	ADJ.	CONF.	ADJ CONF.
Average RPI Loss:	132	RECORD	PCT. RANK	GAMES	SCHEDULE	OF SCHEDULE	RPI	RPI	RPI	RPI
DIV. I ONLY	8- 11	220	4- 6	153	128	197	197	11	11	
DIV. I NON-CONF.	5- 5	160	2- 1	187	166	172	172	10	10	
TOTALS	RPI 1-25	RPI 26-50	W-L RECORDS	RPI 51-100	RPI 101-150	RPI 150+				
8- 11	0- 0	1- 1	OVERALL	0- 3	3- 3	4- 4				
4- 6	0- 0	0- 1	HOME	0- 2	2- 1	2- 2				
4- 5	0- 0	1- 0	AWAY	0- 1	1- 2	2- 2				
0- 0	0- 0	0- 0	NEUTRAL	0- 0	0- 0	0- 0				
5- 5	0- 0	1- 0	NON-CONFERENCE	0- 1	2- 2	2- 2				
2- 3	0- 0	0- 0	HOME	0- 1	2- 1	0- 1				
3- 2	0- 0	1- 0	AWAY	0- 0	0- 1	2- 1				
0- 0	0- 0	0- 0	NEUTRAL	0- 0	0- 0	0- 0				
3- 6	0- 0	0- 1	CONFERENCE	0- 2	1- 1	2- 2				
2- 3	0- 0	0- 1	HOME	0- 1	0- 0	2- 1				
1- 3	0- 0	0- 0	AWAY	0- 1	1- 1	0- 1				
0- 0	0- 0	0- 0	NEUTRAL	0- 0	0- 0	0- 0				

RPI 1-25			RPI 26-50			RPI 51-100			RPI 101+			Team's RPI: 197
RPI	S	Opponent	Score	RPI	S	Opponent	Score	RPI	S	Opponent	Score	
				31	A	Oklahoma	61 57	54	A	Western Ky.	53 65	118 H San Francisco 61 69
				34	H	UTEP	67 75	72	H	Middle Tenn.	52 76	119 A Iona 51 62
								99	H	Arizona	44 51	120 H IUPUI 68 67
												134 A Southern Miss. 38 57
												135 A Marshall 71 63
												150 H SMU 60 57
												166 A Texas St. 62 64
												174 H Weber St. 38 45
												184 H UAB 53 51
												231 H UTSA 68 58
												239 A Rice 97 100
												239 H Rice 73 79
												281 A La Salle 69 63
												316 A Incarnate Word 62 55
LAST 12 Division I GAMES:												
134	A	Southern Miss.	38 57	239	A	Rice	97 100					
239	H	Rice	73 79	34	H	UTEP	67 75					
184	H	UAB	53 51	231	H	UTSA	68 58					
72	H	Middle Tenn.	52 76	316	A	Incarnate Word	62 55					
54	A	Western Ky.	53 65	281	A	La Salle	69 63					
135	A	Marshall	71 63	119	A	Iona	51 62					

Non-Div I Games:

North Texas

■ Loss,
■ Non-Conf,
■ S Site,
■ H Home
■ A Away
N Neutral

Northeastern

Through Games Of Feb. 5, 2016

Average RPI Win:	209	WON-LOST	WINNING	LAST 10	STRENGTH OF	OPP. STRENGTH	TEAM	ADJ.	CONF.	ADJ CONF.
Average RPI Loss:	119	RECORD	PCT. RANK	GAMES	SCHEDULE	OF SCHEDULE	RPI	RPI	RPI	RPI
DIV. I ONLY	8- 13	240	3- 7	99	174	192	192	13	13	
DIV. I NON-CONF.	5- 6	180	0- 2	162	212	198	198	12	12	
TOTALS	RPI 1-25	RPI 26-50	W-L RECORDS	RPI 51-100	RPI 101-150	RPI 150+				
8- 13	0- 1	0- 1	OVERALL	2- 5	0- 2	6- 4				
3- 7	0- 1	0- 0	HOME	1- 3	0- 1	2- 2				
5- 4	0- 0	0- 0	AWAY	1- 2	0- 0	4- 2				
0- 2	0- 0	0- 1	NEUTRAL	0- 0	0- 1	0- 0				
5- 6	0- 1	0- 1	NON-CONFERENCE	1- 1	0- 2	4- 1				
2- 4	0- 1	0- 0	HOME	1- 1	0- 1	1- 1				
3- 0	0- 0	0- 0	AWAY	0- 0	0- 0	3- 0				
0- 2	0- 0	0- 1	NEUTRAL	0- 0	0- 1	0- 0				
3- 7	0- 0	0- 0	CONFERENCE	1- 4	0- 0	2- 3				
1- 3	0- 0	0- 0	HOME	0- 2	0- 0	1- 1				
2- 4	0- 0	0- 0	AWAY	1- 2	0- 0	1- 2				
0- 0	0- 0	0- 0	NEUTRAL	0- 0	0- 0	0- 0				

RPI 1-25				RPI 26-50				RPI 51-100				RPI 101+ Team's RPI: 192			
RPI	S	Opponent	Score	RPI	S	Opponent	Score	RPI	S	Opponent	Score	RPI	S	Opponent	Score
16	H	Michigan St.	51 77	30	N	Missouri	56 69	55	A	James Madison	62 85	111	H	Quinnipiac	60 71
								75	A	Drexel	73 65	138	N	Fresno St.	55 69
								75	H	Drexel	49 53	187	A	Col. of Charleston	52 49
								77	A	Hofstra	50 75	189	A	Delaware	52 59
								80	H	Elon	54 56	191	A	William & Mary	62 69
								90	H	Boston College	45 71	191	H	William & Mary	69 68
								94	H	Maine	56 44	202	H	Canisius	57 68
												222	A	Siena	70 67
												267	A	New Hampshire	66 54
												290	H	Towson	71 72
												293	H	UMES	60 49
												346	A	Boston U.	77 44
LAST 12 Division I GAMES:															
187	A	Col. of Charleston	52 49	191	H	William & Mary	69 68								
191	A	William & Mary	62 69	189	A	Delaware	52 59								
80	H	Elon	54 56	75	A	Drexel	73 65								
75	H	Drexel	49 53	290	H	Towson	71 72								
77	A	Hofstra	50 75	90	H	Boston College	45 71								
55	A	James Madison	62 85	202	H	Canisius	57 68								

Non-Div I Games:

Northeastern

■ Loss,
■ Non-Conf, S Site,
■ Home
■ Away
N Neutral

Average RPI Win:	275	WON-LOST	WINNING	LAST 10	STRENGTH OF	OPP. STRENGTH	TEAM	ADJ.	CONF.	ADJ CONF.
Average RPI Loss:	142	RECORD	PCT. RANK	GAMES	SCHEDULE	OF SCHEDULE	RPI	RPI	RPI	RPI
DIV. I ONLY	4- 15	306	2- 8	88	272	260	260	18	18	
DIV. I NON-CONF.	2- 7	280	0- 2	85	217	209	209	19	19	
TOTALS	RPI 1-25	RPI 26-50	W-L RECORDS	RPI 51-100	RPI 101-150	RPI 150+				
4- 15	0- 0	0- 1	OVERALL	0- 2	0- 3	4- 9				
3- 4	0- 0	0- 0	HOME	0- 0	0- 1	3- 3				
1- 10	0- 0	0- 1	AWAY	0- 2	0- 1	1- 6				
0- 1	0- 0	0- 0	NEUTRAL	0- 0	0- 1	0- 0				
2- 7	0- 0	0- 1	NON-CONFERENCE	0- 2	0- 2	2- 2				
1- 1	0- 0	0- 0	HOME	0- 0	0- 0	1- 1				
1- 5	0- 0	0- 1	AWAY	0- 2	0- 1	1- 1				
0- 1	0- 0	0- 0	NEUTRAL	0- 0	0- 1	0- 0				
2- 8	0- 0	0- 0	CONFERENCE	0- 0	0- 1	2- 7				
2- 3	0- 0	0- 0	HOME	0- 0	0- 1	2- 2				
0- 5	0- 0	0- 0	AWAY	0- 0	0- 0	0- 5				
0- 0	0- 0	0- 0	NEUTRAL	0- 0	0- 0	0- 0				

RPI 1-25			RPI 26-50			RPI 51-100			RPI 101+ Team's RPI: 260		
RPI	S	Opponent	Score	RPI	S	Opponent	Score	RPI	S	Opponent	Score
				34	A	UTEP	66 77	64	A	Nebraska	67 90
								93	A	Iowa St.	63 79
								102	A	New Mexico St.	53 87
								130	H	Idaho	51 72
								148	N	Long Beach St.	48 69
								151	A	North Dakota	56 63
								156	H	Hawaii	52 61
								162	A	Montana St.	77 86
								171	A	Colorado	66 90
								174	H	Weber St.	56 76
								177	H	Idaho St.	63 62
								178	A	Eastern Wash.	65 72
								178	H	Eastern Wash.	71 81
								179	A	Northern Colo.	55 79
								217	A	Montana	58 81
								272	H	Lamar	75 63
								321	A	UC Irvine	71 55
								328	H	Southern Utah	57 48
LAST 12 Division I GAMES:											
178	A	Eastern Wash.	65 72	130	H	Idaho	51 72				
177	H	Idaho St.	63 62	328	H	Southern Utah	57 48				
174	H	Weber St.	56 76	162	A	Montana St.	77 86				
179	A	Northern Colo.	55 79	217	A	Montana	58 81				
151	A	North Dakota	56 63	93	A	Iowa St.	63 79				
178	H	Eastern Wash.	71 81	64	A	Nebraska	67 90				

Non-Div I Games: N.M. Highlands 91 43 Dixie St. 68 66

Northern Ariz.

■ Loss,
 ■ Non-Conf, S Site,
 ■ Home
 ■ Away
 N Neutral

Average RPI Win: 222	WON-LOST	WINNING	LAST 10	STRENGTH OF	OPP. STRENGTH	TEAM	ADJ.	CONF.	ADJ CONF.
Average RPI Loss: 143	RECORD	PCT. RANK	GAMES	SCHEDULE	OF SCHEDULE	RPI	RPI	RPI	RPI
DIV. I ONLY	8- 11	220	4- 6	121	221	179	179	18	18
DIV. I NON-CONF.	4- 5	193	0- 2	147	89	162	162	19	19
TOTALS	RPI 1-25	RPI 26-50	W-L RECORDS	RPI 51-100	RPI 101-150	RPI 150+			
8- 11	0- 0	0- 1	OVERALL	0- 2	1- 1	7- 7			
5- 2	0- 0	0- 1	HOME	0- 1	0- 0	5- 0			
1- 9	0- 0	0- 0	AWAY	0- 1	0- 1	1- 7			
2- 0	0- 0	0- 0	NEUTRAL	0- 0	1- 0	1- 0			
4- 5	0- 0	0- 1	NON-CONFERENCE	0- 2	1- 0	3- 2			
1- 2	0- 0	0- 1	HOME	0- 1	0- 0	1- 0			
1- 3	0- 0	0- 0	AWAY	0- 1	0- 0	1- 2			
2- 0	0- 0	0- 0	NEUTRAL	0- 0	1- 0	1- 0			
4- 6	0- 0	0- 0	CONFERENCE	0- 0	0- 1	4- 5			
4- 0	0- 0	0- 0	HOME	0- 0	0- 0	4- 0			
0- 6	0- 0	0- 0	AWAY	0- 0	0- 1	0- 5			
0- 0	0- 0	0- 0	NEUTRAL	0- 0	0- 0	0- 0			

RPI S	Opponent	Score	RPI S	Opponent	Score	RPI S	Opponent	Score	RPI S	Opponent	Score	Team's RPI: 179
44	H St. Mary's (CA)	52 65	56	A South Dakota St.	62 66	109	N Akron	78 65				
			60	H Colorado St.	46 62	130	A Idaho	56 66				
						151	A North Dakota	51 54				
						162	A Montana St.	58 66				
						171	A Colorado	41 63				
						174	A Weber St.	79 82				
						174	H Weber St.	65 63				
						177	H Idaho St.	48 47				
						178	A Eastern Wash.	55 59				
						201	N Valparaiso	77 63				
						217	A Montana	46 58				
						225	H Utah St.	74 60				
						227	A Grand Canyon	59 69				
						260	H Northern Ariz.	79 55				
						298	A Denver	60 51				
						328	H Southern Utah	64 44				
LAST 12 Division I GAMES:												
174	A Weber St.	79 82	174	H Weber St.	65 63							
151	A North Dakota	51 54	177	H Idaho St.	48 47							
260	H Northern Ariz.	79 55	130	A Idaho	56 66							
328	H Southern Utah	64 44	178	A Eastern Wash.	55 59							
162	A Montana St.	58 66	227	A Grand Canyon	59 69							
217	A Montana	46 58	60	H Colorado St.	46 62							

Non-Div I Games: Western St. 101 48

Northern Colo.

Average RPI Win:	247	WON-LOST	WINNING	LAST 10	STRENGTH OF	OPP. STRENGTH	TEAM	ADJ.	CONF.	ADJ CONF.
Average RPI Loss:	168	RECORD	PCT. RANK	GAMES	SCHEDULE	OF SCHEDULE	RPI	RPI	RPI	RPI
DIV. I ONLY	8- 11	220	1- 0	316	188	264	264	12	12	
DIV. I NON-CONF.	6- 4	125	1- 0	347	275	250	250	13	13	
TOTALS	RPI 1-25	RPI 26-50	W-L RECORDS	RPI 51-100	RPI 101-150	RPI 150+				
8- 11	0- 0	0- 1	OVERALL	0- 1	3- 3	5- 6				
4- 3	0- 0	0- 1	HOME	0- 0	2- 1	2- 1				
2- 7	0- 0	0- 0	AWAY	0- 1	1- 2	1- 4				
2- 1	0- 0	0- 0	NEUTRAL	0- 0	0- 0	2- 1				
6- 4	0- 0	0- 0	NON-CONFERENCE	0- 0	1- 1	5- 3				
3- 0	0- 0	0- 0	HOME	0- 0	1- 0	2- 0				
1- 3	0- 0	0- 0	AWAY	0- 0	0- 1	1- 2				
2- 1	0- 0	0- 0	NEUTRAL	0- 0	0- 0	2- 1				
2- 7	0- 0	0- 1	CONFERENCE	0- 1	2- 2	0- 3				
1- 3	0- 0	0- 1	HOME	0- 0	1- 1	0- 1				
1- 4	0- 0	0- 0	AWAY	0- 1	1- 1	0- 2				
0- 0	0- 0	0- 0	NEUTRAL	0- 0	0- 0	0- 0				

RPI 1-25				RPI 26-50				RPI 51-100				RPI 101+ Team's RPI: 264			
RPI	S	Opponent	Score	RPI	S	Opponent	Score	RPI	S	Opponent	Score	RPI	S	Opponent	Score
				32	H	Ohio	47 72	83	A	Central Mich.	63 95	106	H	Drake	87 73
												108	A	Toledo	59 66
												109	A	Akron	65 58
												124	H	Eastern Mich.	80 87
												126	H	Buffalo	76 74
												143	A	SIUE	67 93
												158	A	Wisconsin	62 89
												190	A	Milwaukee	58 73
												200	N	Kansas	58 66
												234	H	Bowling Green	43 58
												245	A	Miami (OH)	60 66
												304	H	Bradley	68 64
												309	N	Illinois St.	68 59
												329	A	Kent St.	85 95
												336	A	Chicago St.	68 50
												341	N	Cal St. Fullerton	72 49
												342	H	Eastern Ill.	79 63
LAST 12 Division I GAMES:															
				341	N	Cal St. Fullerton	72 49	83	A	Central Mich.	63 95				
				126	H	Buffalo	76 74	124	H	Eastern Mich.	80 87				
				329	A	Kent St.	85 95	245	A	Miami (OH)	60 66				
				32	H	Ohio	47 72	109	A	Akron	65 58				
				234	H	Bowling Green	43 58	336	A	Chicago St.	68 50				
				108	A	Toledo	59 66	304	H	Bradley	68 64				

Non-Div I Games: Wis. Lutheran 69 42

Northern Ill.

■ Loss,
 ■ Non-Conf,
 ■ S Site,
 ■ H Home
 ■ A Away
 N Neutral

Average RPI Win:	221	WON-LOST	WINNING	LAST 10	STRENGTH OF	OPP. STRENGTH	TEAM	ADJ.	CONF.	ADJ CONF.
Average RPI Loss:	129	RECORD	PCT. RANK	GAMES	SCHEDULE	OF SCHEDULE	RPI	RPI	RPI	RPI
DIV. I ONLY	11- 8	129	5- 5	172	164	149	149	14	14	
DIV. I NON-CONF.	6- 3	100	0- 1	274	124	173	173	15	15	
TOTALS	RPI 1-25	RPI 26-50	W-L RECORDS	RPI 51-100	RPI 101-150	RPI 150+				
11- 8	0- 2	0- 0	OVERALL	1- 0	1- 2	9- 4				
5- 5	0- 2	0- 0	HOME	1- 0	0- 1	4- 2				
6- 3	0- 0	0- 0	AWAY	0- 0	1- 1	5- 2				
0- 0	0- 0	0- 0	NEUTRAL	0- 0	0- 0	0- 0				
6- 3	0- 1	0- 0	NON-CONFERENCE	1- 0	0- 1	5- 1				
4- 2	0- 1	0- 0	HOME	1- 0	0- 1	3- 0				
2- 1	0- 0	0- 0	AWAY	0- 0	0- 0	2- 1				
0- 0	0- 0	0- 0	NEUTRAL	0- 0	0- 0	0- 0				
5- 5	0- 1	0- 0	CONFERENCE	0- 0	1- 1	4- 3				
1- 3	0- 1	0- 0	HOME	0- 0	0- 0	1- 2				
4- 2	0- 0	0- 0	AWAY	0- 0	1- 1	3- 1				
0- 0	0- 0	0- 0	NEUTRAL	0- 0	0- 0	0- 0				

RPI	S	Opponent	Score
17	H	Kentucky	65 84
23	H	Green Bay	73 81

RPI	S	Opponent	Score

RPI	S	Opponent	Score
82	H	Marquette	83 78

RPI	S	Opponent	Score	Team's RPI: 149
104	A	Wright St.	61 66	
105	A	Youngstown St.	88 77	
109	H	Akron	75 77	
182	A	Detroit	65 66	
190	H	Milwaukee	60 86	
194	A	Oakland	75 71	
201	H	Valparaiso	60 61	
204	A	Robert Morris	72 70	
207	A	Cincinnati	68 71	
214	A	Ill.-Chicago	72 61	
214	H	Ill.-Chicago	55 53	
245	A	Miami (OH)	71 57	
254	H	Indiana St.	73 67	
277	H	Tennessee Tech	88 62	
306	A	Cleveland St.	83 51	
332	H	IPFW	77 64	

LAST 12 Division I GAMES:

214	A	Ill.-Chicago	72 61	194	A	Oakland	75 71
105	A	Youngstown St.	88 77	104	A	Wright St.	61 66
306	A	Cleveland St.	83 51	214	H	Ill.-Chicago	55 53
190	H	Milwaukee	60 86	201	H	Valparaiso	60 61
23	H	Green Bay	73 81	109	H	Akron	75 77
182	A	Detroit	65 66	332	H	IPFW	77 64

Non-Div I Games: Ind.-Kokomo 104 33 West Virginia St. 92 47

Northern Ky.

Loss, Non-Conf, S Site, H Home A Away N Neutral

Northwestern

Through Games Of Feb. 5, 2016

Average RPI Win:	170	WON-LOST	WINNING	LAST 10	STRENGTH OF	OPP. STRENGTH	TEAM	ADJ.	CONF.	ADJ CONF.
Average RPI Loss:	47	RECORD	PCT. RANK	GAMES	SCHEDULE	OF SCHEDULE	RPI	RPI	RPI	RPI
DIV. I ONLY	14- 9	109	3- 7	58	52	78	78	4	4	
DIV. I NON-CONF.	11- 1	16	1- 0	224	182	66	66	4	4	
TOTALS	RPI 1-25	RPI 26-50	W-L RECORDS	RPI 51-100	RPI 101-150	RPI 150+				
14- 9	1- 4	0- 3	OVERALL	1- 1	4- 1	8- 0				
8- 4	1- 1	0- 3	HOME	1- 0	1- 0	5- 0				
3- 5	0- 0	0- 0	AWAY	0- 0	2- 1	1- 0				
3- 0	0- 0	0- 0	NEUTRAL	0- 0	1- 0	2- 0				
11- 1	0- 1	0- 0	NON-CONFERENCE	0- 0	4- 0	7- 0				
6- 1	0- 1	0- 0	HOME	0- 0	1- 0	5- 0				
2- 0	0- 0	0- 0	AWAY	0- 0	2- 0	0- 0				
3- 0	0- 0	0- 0	NEUTRAL	0- 0	1- 0	2- 0				
3- 8	1- 3	0- 3	CONFERENCE	1- 1	0- 1	1- 0				
2- 3	1- 0	0- 3	HOME	1- 0	0- 0	0- 0				
1- 5	0- 3	0- 0	AWAY	0- 1	0- 1	1- 0				
0- 0	0- 0	0- 0	NEUTRAL	0- 0	0- 0	0- 0				

RPI 1-25				RPI 26-50				RPI 51-100				RPI 101+			
RPI	S	Opponent	Score	RPI	S	Opponent	Score	RPI	S	Opponent	Score	RPI	S	Opponent	Score
6	A	Ohio St.	73 76	36	H	Purdue	71 85	64	H	Nebraska	85 62	112	N	Creighton	75 52
6	H	Ohio St.	86 82	45	H	Iowa	64 79	100	A	Minnesota	92 95	116	A	North Carolina	85 72
11	A	Maryland	62 80	49	H	Indiana	84 91					116	H	Western Mich.	86 62
16	A	Michigan St.	51 74									137	A	Penn St.	72 79
22	H	DePaul	64 77									146	A	Loyola Chicago	81 72
												152	A	Illinois	69 59
												173	N	East Carolina	78 75
												177	H	Idaho St.	72 36
												178	N	Eastern Wash.	74 70
												190	H	Milwaukee	69 44
												307	H	UMKC	80 38
												320	H	Howard	89 49
												327	H	Alcorn	91 47
LAST 12 Division I GAMES:															
152	A	Illinois	69 59	6	H	Ohio St.	86 82								
45	H	Iowa	64 79	16	A	Michigan St.	51 74								
6	A	Ohio St.	73 76	36	H	Purdue	71 85								
49	H	Indiana	84 91	64	H	Nebraska	85 62								
100	A	Minnesota	92 95	137	A	Penn St.	72 79								
11	A	Maryland	62 80	307	H	UMKC	80 38								

Non-Div I Games:

Northwestern

■ Loss,
 ■ Non-Conf, S Site,
 ■ Home
 ■ Away
 N Neutral

Average RPI Win:	282	WON-LOST	WINNING	LAST 10	STRENGTH OF	OPP. STRENGTH	TEAM	ADJ.	CONF.	ADJ CONF.
Average RPI Loss:	131	RECORD	PCT. RANK	GAMES	SCHEDULE	OF SCHEDULE	RPI	RPI	RPI	RPI
DIV. I ONLY	8- 10	201	5- 5	126	305	176	176	27	27	
DIV. I NON-CONF.	2- 5	253	0- 0	6	280	137	137	26	26	
TOTALS	RPI 1-25	RPI 26-50	W-L RECORDS	RPI 51-100	RPI 101-150	RPI 150+				
8- 10	0- 2	0- 0	OVERALL	0- 1	0- 4	8- 3				
6- 1	0- 0	0- 0	HOME	0- 0	0- 1	6- 0				
2- 8	0- 1	0- 0	AWAY	0- 0	0- 0	2- 0				
0- 1	0- 0	0- 0	NEUTRAL	0- 0	0- 1	0- 0				
2- 5	0- 2	0- 0	NON-CONFERENCE	0- 0	0- 3	2- 0				
2- 0	0- 0	0- 0	HOME	0- 0	0- 0	2- 0				
0- 4	0- 2	0- 0	AWAY	0- 0	0- 2	0- 0				
0- 1	0- 0	0- 0	NEUTRAL	0- 0	0- 1	0- 0				
6- 5	0- 0	0- 0	CONFERENCE	0- 1	0- 1	6- 3				
4- 1	0- 0	0- 0	HOME	0- 0	0- 1	4- 0				
2- 4	0- 0	0- 0	AWAY	0- 1	0- 0	2- 3				
0- 0	0- 0	0- 0	NEUTRAL	0- 0	0- 0	0- 0				

RPI	S	Opponent	Score
3	A	Baylor	44 86
8	A	Texas	33 86

RPI	S	Opponent	Score
-----	---	----------	-------

RPI	S	Opponent	Score
59	A	Abilene Christian	46 67

RPI	S	Opponent	Score	Team's RPI:	176
102	A	New Mexico St.	54 65		
114	H	Central Ark.	49 74		
148	N	Long Beach St.	59 60		
150	A	SMU	36 74		
154	A	McNeese St.	74 78		
220	H	Grambling	71 62		
230	H	Houston Baptist	55 44		
242	H	Sam Houston St.	69 49		
252	A	Stephen F. Austin	52 68		
272	A	Lamar	73 51		
314	H	Southeastern La.	82 62		
316	A	Incarnate Word	53 48		
322	A	Nicholls St.	61 70		
325	H	Jackson St.	59 54		
333	H	A&M-Corpus Christi	60 43		

LAST 12 Division I GAMES:

252	A	Stephen F. Austin	52 68	333	H	A&M-Corpus Christi	60 43
314	H	Southeastern La.	82 62	316	A	Incarnate Word	53 48
114	H	Central Ark.	49 74	59	A	Abilene Christian	46 67
154	A	McNeese St.	74 78	242	H	Sam Houston St.	69 49
322	A	Nicholls St.	61 70	230	H	Houston Baptist	55 44
272	A	Lamar	73 51	325	H	Jackson St.	59 54

Non-Div I Games: LeTourneau 73 44 Xavier (LA) 73 57 LSU-Alexandria 94 65 Central Baptist 86 56 Northwestern St.

Average RPI Win:	82	WON-LOST	WINNING	LAST 10	STRENGTH OF	OPP. STRENGTH	TEAM	ADJ.	CONF.	ADJ CONF.
Average RPI Loss:	4	RECORD	PCT. RANK	GAMES	SCHEDULE	OF SCHEDULE	RPI	RPI	RPI	RPI
DIV. I ONLY	22- 1	3	4- 0	3	1	1	1	5	5	
DIV. I NON-CONF.	12- 1	10	1- 0	9	1	2	2	5	5	
TOTALS	RPI 1-25	RPI 26-50	W-L RECORDS	RPI 51-100	RPI 101-150	RPI 150+				
22- 1	5- 1	3- 0	OVERALL	8- 0	4- 0	2- 0				
11- 0	4- 0	2- 0	HOME	2- 0	3- 0	0- 0				
9- 1	0- 1	1- 0	AWAY	6- 0	1- 0	1- 0				
2- 0	1- 0	0- 0	NEUTRAL	0- 0	0- 0	1- 0				
12- 1	5- 1	0- 0	NON-CONFERENCE	3- 0	2- 0	2- 0				
6- 0	4- 0	0- 0	HOME	0- 0	2- 0	0- 0				
4- 1	0- 1	0- 0	AWAY	3- 0	0- 0	1- 0				
2- 0	1- 0	0- 0	NEUTRAL	0- 0	0- 0	1- 0				
10- 0	0- 0	3- 0	CONFERENCE	5- 0	2- 0	0- 0				
5- 0	0- 0	2- 0	HOME	2- 0	1- 0	0- 0				
5- 0	0- 0	1- 0	AWAY	3- 0	1- 0	0- 0				
0- 0	0- 0	0- 0	NEUTRAL	0- 0	0- 0	0- 0				

RPI	S	Opponent	Score	RPI	S	Opponent	Score	RPI	S	Opponent	Score	RPI	S	Opponent	Score
4	A	UConn	81 91	28	H	Syracuse	90 62	56	A	South Dakota St.	75 64	101	H	Bucknell	85 54
6	H	Ohio St.	75 72	35	H	North Carolina St.	82 46	79	A	Georgia Tech	54 42	108	H	Toledo	74 39
7	H	Oregon St.	62 61	39	A	Duke	68 61	79	H	Georgia Tech	85 76	116	H	North Carolina	88 54
9	N	UCLA	92 84					87	A	Virginia	74 46	145	A	Pittsburgh	65 55
13	H	Tennessee	79 66					88	A	Saint Joseph's	91 55	201	A	Valparaiso	110 54
22	H	DePaul	95 90					90	A	Boston College	63 50	298	N	Denver	94 52
								91	A	TCU	88 72				
								98	H	Virginia Tech	80 41				
LAST 12 Division I GAMES:															
9	N	UCLA	92 84	13	H	Tennessee	79 66								
35	H	North Carolina St.	82 46	90	A	Boston College	63 50								
39	A	Duke	68 61	116	H	North Carolina	88 54								
79	A	Georgia Tech	54 42	87	A	Virginia	74 46								
98	H	Virginia Tech	80 41	145	A	Pittsburgh	65 55								
28	H	Syracuse	90 62	79	H	Georgia Tech	85 76								

Non-Div I Games:

Notre Dame

Average RPI Win:	257	WON-LOST	WINNING	LAST 10	STRENGTH OF	OPP. STRENGTH	TEAM	ADJ.	CONF.	ADJ CONF.
Average RPI Loss:	133	RECORD	PCT. RANK	GAMES	SCHEDULE	OF SCHEDULE	RPI	RPI	RPI	RPI
DIV. I ONLY	10- 9	157	5- 5	251	220	194	194	14	14	
DIV. I NON-CONF.	6- 3	100	3- 0	338	304	228	228	15	15	
TOTALS	RPI 1-25	RPI 26-50	W-L RECORDS	RPI 51-100	RPI 101-150	RPI 150+				
10- 9	1- 1	0- 0	OVERALL	0- 1	0- 4	9- 3				
3- 5	0- 1	0- 0	HOME	0- 1	0- 3	3- 0				
7- 4	1- 0	0- 0	AWAY	0- 0	0- 1	6- 3				
0- 0	0- 0	0- 0	NEUTRAL	0- 0	0- 0	0- 0				
6- 3	0- 1	0- 0	NON-CONFERENCE	0- 1	0- 0	6- 1				
2- 2	0- 1	0- 0	HOME	0- 1	0- 0	2- 0				
4- 1	0- 0	0- 0	AWAY	0- 0	0- 0	4- 1				
0- 0	0- 0	0- 0	NEUTRAL	0- 0	0- 0	0- 0				
4- 6	1- 0	0- 0	CONFERENCE	0- 0	0- 4	3- 2				
1- 3	0- 0	0- 0	HOME	0- 0	0- 3	1- 0				
3- 3	1- 0	0- 0	AWAY	0- 0	0- 1	2- 2				
0- 0	0- 0	0- 0	NEUTRAL	0- 0	0- 0	0- 0				

RPI 1-25				RPI 26-50				RPI 51-100				RPI 101+ Team's RPI: 194			
RPI	S	Opponent	Score	RPI	S	Opponent	Score	RPI	S	Opponent	Score	RPI	S	Opponent	Score
16	H	Michigan St.	62 82					83	H	Central Mich.	87 110	104	H	Wright St.	72 77
23	A	Green Bay	58 56									105	A	Youngstown St.	63 67
												105	H	Youngstown St.	77 96
												149	H	Northern Ky.	71 75
												182	A	Detroit	79 73
												190	A	Milwaukee	64 77
												201	A	Valparaiso	66 81
												214	A	Ill.-Chicago	78 76
												245	A	Miami (OH)	54 65
												266	H	Dartmouth	78 60
												275	A	Vermont	74 68
												287	A	Niagara	77 67
												306	H	Cleveland St.	79 69
												332	H	IPFW	81 74
												336	A	Chicago St.	74 51
												349	A	Norfolk St.	83 73
LAST 12 Division I GAMES:															
105	A	Youngstown St.	63 67	201	A	Valparaiso	66 81								
190	A	Milwaukee	64 77	214	A	Ill.-Chicago	78 76								
23	A	Green Bay	58 56	306	H	Cleveland St.	79 69								
182	A	Detroit	79 73	275	A	Vermont	74 68								
104	H	Wright St.	72 77	332	H	IPFW	81 74								
149	H	Northern Ky.	71 75	336	A	Chicago St.	74 51								

Non-Div I Games: Rochester College 83 49 Mich.-Dearborn 123 38

Oakland

Loss, Non-Conf, S Site, H Home A Away N Neutral

Average RPI Win:	171	WON-LOST	WINNING	LAST 10	STRENGTH OF	OPP. STRENGTH	TEAM	ADJ.	CONF.	ADJ CONF.
Average RPI Loss:	89	RECORD	PCT. RANK	GAMES	SCHEDULE	OF SCHEDULE	RPI	RPI	RPI	RPI
DIV. I ONLY	17- 4	33	9- 1	113	98	32	32	12	12	
DIV. I NON-CONF.	8- 3	77	2- 0	188	55	63	63	13	13	
TOTALS	RPI 1-25	RPI 26-50	W-L RECORDS	RPI 51-100	RPI 101-150	RPI 150+				
17- 4	0- 1	1- 0	OVERALL	5- 1	3- 1	8- 1				
7- 0	0- 0	0- 0	HOME	3- 0	2- 0	2- 0				
6- 4	0- 0	0- 0	AWAY	1- 1	1- 0	4- 0				
4- 0	0- 0	1- 0	NEUTRAL	1- 0	0- 0	2- 0				
8- 3	0- 1	1- 0	NON-CONFERENCE	2- 1	0- 0	5- 1				
3- 0	0- 0	0- 0	HOME	1- 0	0- 0	2- 0				
1- 3	0- 1	0- 0	AWAY	0- 1	0- 0	1- 1				
4- 0	0- 0	1- 0	NEUTRAL	1- 0	0- 0	2- 0				
9- 1	0- 0	0- 0	CONFERENCE	3- 0	3- 1	3- 0				
4- 0	0- 0	0- 0	HOME	2- 0	2- 0	0- 0				
5- 1	0- 0	0- 0	AWAY	1- 0	1- 1	3- 0				
0- 0	0- 0	0- 0	NEUTRAL	0- 0	0- 0	0- 0				

RPI 1-25				RPI 26-50				Team's RPI: 32	RPI 51-100				RPI 101+			
RPI	S	Opponent	Score	RPI	S	Opponent	Score		RPI	S	Opponent	Score	RPI	S	Opponent	Score
24	A	Duquesne	47 64	49	N	Indiana	63 56		52	A	Vanderbilt	59 62	109	H	Akron	75 55
									58	A	Ball St.	68 67	116	H	Western Mich.	73 63
									58	H	Ball St.	73 48	124	A	Eastern Mich.	71 64
									67	N	FGCU	69 57	126	A	Buffalo	43 51
									72	H	Middle Tenn.	72 49	152	A	Illinois	53 62
									83	H	Central Mich.	86 84	173	N	East Carolina	64 61
													234	A	Bowling Green	72 57
													255	A	UNCW	75 59
													264	A	Northern Ill.	72 47
													274	H	Saint Francis (PA)	91 65
													313	N	Winthrop	75 54
													329	A	Kent St.	93 54
													332	H	IPFW	79 52
LAST 12 Division I GAMES:																
126	A	Buffalo	43 51	124	A	Eastern Mich.	71 64									
58	A	Ball St.	68 67	234	A	Bowling Green	72 57									
109	H	Akron	75 55	58	H	Ball St.	73 48									
264	A	Northern Ill.	72 47	116	H	Western Mich.	73 63									
329	A	Kent St.	93 54	72	H	Middle Tenn.	72 49									
83	H	Central Mich.	86 84	173	N	East Carolina	64 61									

Non-Div I Games:

Ohio

Average RPI Win: 104		WON-LOST	WINNING	LAST 10	STRENGTH OF		OPP. STRENGTH	TEAM	ADJ.	CONF.	ADJ CONF.
Average RPI Loss: 21		RECORD	PCT. RANK	GAMES	SCHEDULE		OF SCHEDULE	RPI	RPI	RPI	RPI
DIV. I ONLY		18- 4	27	9- 1	4		11	6	6	4	4
DIV. I NON-CONF.		8- 3	77	1- 0	7		40	10	10	4	4
<hr/>											
TOTALS	RPI 1-25	RPI 26-50		W-L RECORDS		RPI 51-100		RPI 101-150		RPI 150+	
18- 4	3- 3	4- 0		OVERALL		4- 1		2- 0		5- 0	
11- 1	1- 1	3- 0		HOME		3- 0		1- 0		3- 0	
5- 3	1- 2	1- 0		AWAY		1- 1		0- 0		2- 0	
2- 0	1- 0	0- 0		NEUTRAL		0- 0		1- 0		0- 0	
8- 3	1- 3	0- 0		NON-CONFERENCE		2- 0		2- 0		3- 0	
5- 1	0- 1	0- 0		HOME		2- 0		1- 0		2- 0	
1- 2	0- 2	0- 0		AWAY		0- 0		0- 0		1- 0	
2- 0	1- 0	0- 0		NEUTRAL		0- 0		1- 0		0- 0	
10- 1	2- 0	4- 0		CONFERENCE		2- 1		0- 0		2- 0	
6- 0	1- 0	3- 0		HOME		1- 0		0- 0		1- 0	
4- 1	1- 0	1- 0		AWAY		1- 1		0- 0		1- 0	
0- 0	0- 0	0- 0		NEUTRAL		0- 0		0- 0		0- 0	

RPI	S	Opponent	Score	RPI	S	Opponent	Score	RPI	S	Opponent	Score	RPI	S	Opponent	Score
1	A	Notre Dame	72 75	36	H	Purdue	90 70	51	H	Princeton	90 70	103	N	Liberty	75 65
2	A	South Carolina	80 88	48	A	Rutgers	67 58	73	A	Michigan	97 93	123	H	Belmont	84 56
4	H	UConn	56 100	48	H	Rutgers	90 78	78	A	Northwestern	82 86	152	A	Illinois	80 70
11	A	Maryland	80 71	49	H	Indiana	97 70	78	H	Northwestern	76 73	158	H	Wisconsin	87 61
16	H	Michigan St.	85 80					87	H	Virginia	93 73	207	A	Cincinnati	105 76
18	N	Texas A&M	95 80									278	H	N.C. A&T	89 56
												338	H	Wagner	106 47
LAST 12 Division I GAMES:															
158	H	Wisconsin	87 61	78	A	Northwestern	82 86								
152	A	Illinois	80 70	48	H	Rutgers	90 78								
78	H	Northwestern	76 73	49	H	Indiana	97 70								
48	A	Rutgers	67 58	11	A	Maryland	80 71								
73	A	Michigan	97 93	16	H	Michigan St.	85 80								
36	H	Purdue	90 70	87	H	Virginia	93 73								

Non-Div I Games:

Ohio St.

■ Loss,
■ Non-Conf, S Site,
■ Home
■ Away
N Neutral

RPI 1-25				RPI 26-50				Team's RPI: 31				RPI 51-100				RPI 101+			
RPI	S	Opponent	Score	RPI	S	Opponent	Score	RPI	S	Opponent	Score	RPI	S	Opponent	Score	RPI	S	Opponent	Score
3	A	Baylor	68 78	27	A	Washington	71 68	74	N	Utah	70 55	127	H	Texas Tech	92 53				
8	A	Texas	76 83	38	H	West Virginia	57 54	90	N	Boston College	76 61	172	H	Little Rock	65 52				
15	A	Oklahoma St.	42 73	47	H	Kansas St.	68 58	91	A	TCU	78 65	188	A	Tulsa	75 62				
15	H	Oklahoma St.	69 71					93	A	Iowa St.	77 71	197	H	North Texas	57 61				
18	N	Texas A&M	68 74									200	H	Kansas	67 44				
20	H	BYU	73 47									231	H	UTSA	80 41				
												304	A	Bradley	79 46				
												313	H	Winthrop	78 48				
LAST 12 Division I GAMES:																			
				15	H	Oklahoma St.	69 71	47	H	Kansas St.	68 58								
				93	A	Iowa St.	77 71	91	A	TCU	78 65								
				38	H	West Virginia	57 54	3	A	Baylor	68 78								
				8	A	Texas	76 83	200	H	Kansas	67 44								
				127	H	Texas Tech	92 53	18	N	Texas A&M	68 74								
				15	A	Oklahoma St.	42 73	231	H	UTSA	80 41								

Oklahoma

Page 213

Average RPI Win:	142	WON-LOST	WINNING	LAST 10	STRENGTH OF	OPP. STRENGTH	TEAM	ADJ.	CONF.	ADJ CONF.
Average RPI Loss:	47	RECORD	PCT. RANK	GAMES	SCHEDULE	OF SCHEDULE	RPI	RPI	RPI	RPI
DIV. I ONLY	17- 4	33	7- 3	45	58	15	15	3	3	
DIV. I NON-CONF.	10- 1	19	2- 0	167	201	32	32	3	3	
TOTALS	RPI 1-25	RPI 26-50	W-L RECORDS	RPI 51-100	RPI 101-150	RPI 150+				
17- 4	1- 1	2- 2	OVERALL	4- 1	3- 0	7- 0				
12- 1	1- 1	1- 0	HOME	3- 0	2- 0	5- 0				
5- 3	0- 0	1- 2	AWAY	1- 1	1- 0	2- 0				
0- 0	0- 0	0- 0	NEUTRAL	0- 0	0- 0	0- 0				
10- 1	0- 0	0- 1	NON-CONFERENCE	2- 0	2- 0	6- 0				
8- 0	0- 0	0- 0	HOME	1- 0	2- 0	5- 0				
2- 1	0- 0	0- 1	AWAY	1- 0	0- 0	1- 0				
0- 0	0- 0	0- 0	NEUTRAL	0- 0	0- 0	0- 0				
7- 3	1- 1	2- 1	CONFERENCE	2- 1	1- 0	1- 0				
4- 1	1- 1	1- 0	HOME	2- 0	0- 0	0- 0				
3- 2	0- 0	1- 1	AWAY	0- 1	1- 0	1- 0				
0- 0	0- 0	0- 0	NEUTRAL	0- 0	0- 0	0- 0				

RPI	S	Opponent	Score	RPI	S	Opponent	Score	RPI	S	Opponent	Score	RPI	S	Opponent	Score
3	H	Baylor	52 45	31	A	Oklahoma	71 69	63	H	Washington St.	70 60	116	H	North Carolina	77 67
8	H	Texas	48 78	31	H	Oklahoma	73 42	91	H	TCU	80 52	127	A	Texas Tech	69 46
				40	A	South Fla.	46 68	92	A	Missouri St.	74 55	143	H	SIUE	86 61
				47	A	Kansas St.	44 47	93	A	Iowa St.	42 49	160	H	Oral Roberts	59 55
								93	H	Iowa St.	79 76	198	H	UTRGV	78 54
												200	A	Kansas	74 46
												250	A	UCF	74 55
												256	H	Texas Southern	87 52
												272	H	Lamar	90 45
												296	H	Savannah St.	76 48
LAST 12 Division I GAMES:															
31	A	Oklahoma	71 69	8	H	Texas	48 78	127	A	Texas Tech	69 46	93	A	Iowa St.	42 49
91	H	TCU	80 52	200	A	Kansas	74 46	3	H	Baylor	52 45	296	H	Savannah St.	76 48
272	H	Lamar	90 45	47	A	Kansas St.	44 47	250	A	UCF	74 55				

Non-Div I Games:

Oklahoma St.

Average RPI Win:	218	WON-LOST	WINNING	LAST 10	STRENGTH OF	OPP. STRENGTH	TEAM	ADJ.	CONF.	ADJ CONF.
Average RPI Loss:	120	RECORD	PCT. RANK	GAMES	SCHEDULE	OF SCHEDULE	RPI	RPI	RPI	RPI
DIV. I ONLY	9- 12	210	5- 5	107	172	164	164	11	11	
DIV. I NON-CONF.	4- 8	234	1- 2	152	248	217	217	10	10	
TOTALS	RPI 1-25	RPI 26-50	W-L RECORDS	RPI 51-100	RPI 101-150	RPI 150+				
9- 12	0- 1	0- 1	OVERALL	2- 3	2- 2	5- 5				
5- 3	0- 0	0- 1	HOME	0- 0	2- 0	3- 2				
4- 6	0- 0	0- 0	AWAY	2- 2	0- 1	2- 3				
0- 3	0- 1	0- 0	NEUTRAL	0- 1	0- 1	0- 0				
4- 8	0- 1	0- 1	NON-CONFERENCE	0- 2	0- 1	4- 3				
2- 2	0- 0	0- 1	HOME	0- 0	0- 0	2- 1				
2- 3	0- 0	0- 0	AWAY	0- 1	0- 0	2- 2				
0- 3	0- 1	0- 0	NEUTRAL	0- 1	0- 1	0- 0				
5- 4	0- 0	0- 0	CONFERENCE	2- 1	2- 1	1- 2				
3- 1	0- 0	0- 0	HOME	0- 0	2- 0	1- 1				
2- 3	0- 0	0- 0	AWAY	2- 1	0- 1	0- 1				
0- 0	0- 0	0- 0	NEUTRAL	0- 0	0- 0	0- 0				

RPI 1-25				RPI 26-50				RPI 51-100				RPI 101+ Team's RPI: 164			
RPI	S	Opponent	Score	RPI	S	Opponent	Score	RPI	S	Opponent	Score	RPI	S	Opponent	Score
11	N	Maryland	49 95	43	H	Miami (FL)	35 61	54	A	Western Ky.	51 68	134	H	Southern Miss.	53 45
								56	N	South Dakota St.	39 71	135	A	Marshall	62 80
								72	A	Middle Tenn.	61 58	144	H	Fla. Atlantic	85 45
								84	A	Charlotte	71 59	145	N	Pittsburgh	58 67
								95	A	VCU	54 74	153	H	ETSU	52 56
												170	H	Louisiana Tech	51 69
												184	A	UAB	55 58
												191	A	William & Mary	64 75
												208	A	Richmond	57 62
												263	H	Loyola Maryland	64 41
												293	A	UMES	69 52
												310	H	FIU	84 49
												320	A	Howard	83 64
												338	H	Wagner	71 57
LAST 12 Division I GAMES:															
310	H	FIU	84 49	134	H	Southern Miss.	53 45								
144	H	Fla. Atlantic	85 45	170	H	Louisiana Tech	51 69								
135	A	Marshall	62 80	84	A	Charlotte	71 59								
54	A	Western Ky.	51 68	191	A	William & Mary	64 75								
72	A	Middle Tenn.	61 58	293	A	UMES	69 52								
184	A	UAB	55 58	95	A	VCU	54 74								

Non-Div I Games:

Old Dominion

■ Loss,
■ Non-Conf,
■ S Site,
■ H Home
■ A Away
N Neutral

Average RPI Win: 209		WON-LOST	WINNING	LAST 10	STRENGTH OF	OPP. STRENGTH	TEAM	ADJ.	CONF.	ADJ CONF.
Average RPI Loss: 71		RECORD	PCT. RANK	GAMES	SCHEDULE	OF SCHEDULE	RPI	RPI	RPI	RPI
DIV. I ONLY		10- 12	192	3- 7	52	114	133	133	2	2
DIV. I NON-CONF.		8- 5	119	2- 1	212	319	183	183	2	2
TOTALS		RPI 1-25	RPI 26-50		W-L RECORDS		RPI 51-100	RPI 101-150	RPI 150+	
10- 12	1- 3	0- 2		OVERALL		2- 3	1- 4	6- 0		
8- 5	1- 1	0- 1		HOME		2- 2	0- 1	5- 0		
2- 7	0- 2	0- 1		AWAY		0- 1	1- 3	1- 0		
0- 0	0- 0	0- 0		NEUTRAL		0- 0	0- 0	0- 0		
8- 5	0- 0	0- 0		NON-CONFERENCE		1- 3	1- 2	6- 0		
6- 3	0- 0	0- 0		HOME		1- 2	0- 1	5- 0		
2- 2	0- 0	0- 0		AWAY		0- 1	1- 1	1- 0		
0- 0	0- 0	0- 0		NEUTRAL		0- 0	0- 0	0- 0		
2- 7	1- 3	0- 2		CONFERENCE		1- 0	0- 2	0- 0		
2- 2	1- 1	0- 1		HOME		1- 0	0- 0	0- 0		
0- 5	0- 2	0- 1		AWAY		0- 0	0- 2	0- 0		
0- 0	0- 0	0- 0		NEUTRAL		0- 0	0- 0	0- 0		

RPI	S	Opponent	Score	RPI	S	Opponent	Score	RPI	S	Opponent	Score	RPI	S	Opponent	Score	Team's RPI: 133
2	A	South Carolina	62 81	29	A	Mississippi St.	51 79	52	H	Vanderbilt	55 52	110	A	Stony Brook	72 57	
17	H	Kentucky	73 65	30	H	Missouri	46 60	54	H	Western Ky.	59 53	115	A	LSU	57 76	
18	A	Texas A&M	58 81					72	A	Middle Tenn.	75 84	128	H	La.-Lafayette	78 82	
21	H	Florida	65 85					81	H	Tulane	59 61	131	A	Alabama	37 48	
								92	H	Missouri St.	78 91	134	A	Southern Miss.	38 57	
												154	H	McNeese St.	96 56	
												334	H	Ark.-Pine Bluff	80 45	
												338	A	Wagner	86 49	
												340	H	New Orleans	97 59	
												344	H	Alabama A&M	103 42	
												347	H	Mississippi Val.	97 61	
LAST 12 Division I GAMES:																
131	A	Alabama	37 48	21	H	Florida	65 85									
30	H	Missouri	46 60	115	A	LSU	57 76									
2	A	South Carolina	62 81	52	H	Vanderbilt	55 52									
17	H	Kentucky	73 65	344	H	Alabama A&M	103 42									
29	A	Mississippi St.	51 79	154	H	McNeese St.	96 56									
18	A	Texas A&M	58 81	81	H	Tulane	59 61									


















































Non-Div I Games:

Ole Miss

■ Loss,
 ■ Non-Conf, S Site,
 ■ Home
 ■ Away
 N Neutral





Average RPI Win:	294	WON-LOST	WINNING	LAST 10	STRENGTH OF	OPP. STRENGTH	TEAM	ADJ.	CONF.	ADJ CONF.
Average RPI Loss:	142	RECORD	PCT. RANK	GAMES	SCHEDULE	OF SCHEDULE	RPI	RPI	RPI	RPI
DIV. I ONLY	9- 11	194	4- 6	293	251	261	261	19	19	
DIV. I NON-CONF.	5- 5	160	0- 2	334	282	287	287	20	20	

TOTALS	RPI 1-25	RPI 26-50	W-L RECORDS	RPI 51-100	RPI 101-150	RPI 150+				
9- 11	0- 0	0- 0	OVERALL	0- 3	0- 3	9- 5				
6- 4	0- 0	0- 0	HOME	0- 1	0- 1	6- 2				
2- 6	0- 0	0- 0	AWAY	0- 2	0- 2	2- 2				
1- 1	0- 0	0- 0	NEUTRAL	0- 0	0- 0	1- 1				
5- 5	0- 0	0- 0	NON-CONFERENCE	0- 0	0- 2	5- 3				
3- 2	0- 0	0- 0	HOME	0- 0	0- 1	3- 1				
1- 2	0- 0	0- 0	AWAY	0- 0	0- 1	1- 1				
1- 1	0- 0	0- 0	NEUTRAL	0- 0	0- 0	1- 1				
4- 6	0- 0	0- 0	CONFERENCE	0- 3	0- 1	4- 2				
3- 2	0- 0	0- 0	HOME	0- 1	0- 0	3- 1				
1- 4	0- 0	0- 0	AWAY	0- 2	0- 1	1- 1				
0- 0	0- 0	0- 0	NEUTRAL	0- 0	0- 0	0- 0				

RPI 1-25			RPI 26-50			RPI 51-100			RPI 101+			Team's RPI: 261
RPI	S	Opponent	Score	RPI	S	Opponent	Score	RPI	S	Opponent	Score	
						56  South Dakota St.	58 	112  Creighton	46 			
						56  South Dakota St.	47 	120  IUPUI	59 			
						86  South Dakota	76 	143  SIUE	86 			
								151  North Dakota	52 			
								160  Oral Roberts	65 			
								221  Utah Valley	59 			
								228  Western Ill.	55 			
								228  Western Ill.	79 66			
								230 N Houston Baptist	51 			
								250  UCF	75 60			
								254  Indiana St.	51 50			
								298  Denver	67 55			
								307  UMKC	57 42			
								309 N Illinois St.	60 56			
								326  North Dakota St.	77 52			
								332  IPFW	60 58			
								342  Eastern Ill.	76 67			
LAST 12 Division I GAMES:												
						56  South Dakota St.	47 	86  South Dakota	76 			
						228  Western Ill.	55 	56  South Dakota St.	58 			
						332  IPFW	60 58	228  Western Ill.	79 66			
						160  Oral Roberts	65 	326  North Dakota St.	77 52			
						298  Denver	67 55	221  Utah Valley	59 			
						120  IUPUI	59 	112  Creighton	46 			

Non-Div I Games: Midland 58 53 Waldorf 97 32

Omaha

 Loss,  Non-Conf, S Site,  Home  Away N Neutral

Oral Roberts

Through Games Of Feb. 5, 2016

Average RPI Win:	237	WON-LOST	WINNING	LAST 10	STRENGTH OF	OPP. STRENGTH	TEAM	ADJ.	CONF.	ADJ CONF.
Average RPI Loss:	113	RECORD	PCT. RANK	GAMES	SCHEDULE	OF SCHEDULE	RPI	RPI	RPI	RPI
DIV. I ONLY	9- 11	194	7- 3	160	121	160	160	19	19	
DIV. I NON-CONF.	2- 8	290	1- 1	129	7	192	192	20	20	
TOTALS	RPI 1-25	RPI 26-50	W-L RECORDS	RPI 51-100	RPI 101-150	RPI 150+				
9- 11	0- 2	0- 0	OVERALL	1- 3	1- 3	7- 3				
4- 3	0- 0	0- 0	HOME	1- 1	0- 1	3- 1				
5- 8	0- 2	0- 0	AWAY	0- 2	1- 2	4- 2				
0- 0	0- 0	0- 0	NEUTRAL	0- 0	0- 0	0- 0				
2- 8	0- 2	0- 0	NON-CONFERENCE	0- 2	0- 2	2- 2				
0- 1	0- 0	0- 0	HOME	0- 0	0- 0	0- 1				
2- 7	0- 2	0- 0	AWAY	0- 2	0- 2	2- 1				
0- 0	0- 0	0- 0	NEUTRAL	0- 0	0- 0	0- 0				
7- 3	0- 0	0- 0	CONFERENCE	1- 1	1- 1	5- 1				
4- 2	0- 0	0- 0	HOME	1- 1	0- 1	3- 0				
3- 1	0- 0	0- 0	AWAY	0- 0	1- 0	2- 1				
0- 0	0- 0	0- 0	NEUTRAL	0- 0	0- 0	0- 0				

RPI 1-25				RPI 26-50				RPI 51-100				RPI 101+ Team's RPI: 160			
RPI	S	Opponent	Score	RPI	S	Opponent	Score	RPI	S	Opponent	Score	RPI	S	Opponent	Score
3	A	Baylor	39 97					56	H	South Dakota St.	50 68	120	A	IUPUI	52 47
15	A	Oklahoma St.	55 59					73	A	Michigan	44 61	120	H	IUPUI	54 57
								86	H	South Dakota	60 56	124	A	Eastern Mich.	69 77
								92	A	Missouri St.	64 72	136	A	Arkansas	50 65
												172	H	Little Rock	52 66
												188	A	Tulsa	59 53
												200	A	Kansas	70 63
												227	A	Grand Canyon	64 66
												228	A	Western Ill.	61 72
												261	A	Omaha	67 65
												298	H	Denver	65 33
												326	A	North Dakota St.	52 42
												326	H	North Dakota St.	59 58
												332	H	IPFW	61 59
LAST 12 Division I GAMES:															
326	H	North Dakota St.	59 58	326	A	North Dakota St.	52 42								
120	H	IUPUI	54 57	86	H	South Dakota	60 56								
56	H	South Dakota St.	50 68	120	A	IUPUI	52 47								
298	H	Denver	65 33	228	A	Western Ill.	61 72								
261	A	Omaha	67 65	200	A	Kansas	70 63								
332	H	IPFW	61 59	3	A	Baylor	39 97								

Non-Div I Games: Lyon 49 68 Evangel 89 46

Oral Roberts

Loss, Non-Conf, S Site, H Home A Away N Neutral

Oregon

Through Games Of Feb. 5, 2016

Average RPI Win:	171	WON-LOST	WINNING	LAST 10	STRENGTH OF	OPP. STRENGTH	TEAM	ADJ.	CONF.	ADJ CONF.
Average RPI Loss:	11	RECORD	PCT. RANK	GAMES	SCHEDULE	OF SCHEDULE	RPI	RPI	RPI	RPI
DIV. I ONLY	16- 6	55	5- 5	137	7	69	69	1	1	
DIV. I NON-CONF.	11- 0	1	1- 0	330	52	81	81	1	1	
TOTALS	RPI 1-25	RPI 26-50	W-L RECORDS	RPI 51-100	RPI 101-150	RPI 150+				
16- 6	0- 6	0- 0	OVERALL	5- 0	1- 0	10- 0				
12- 3	0- 3	0- 0	HOME	3- 0	0- 0	9- 0				
4- 3	0- 3	0- 0	AWAY	2- 0	1- 0	1- 0				
0- 0	0- 0	0- 0	NEUTRAL	0- 0	0- 0	0- 0				
11- 0	0- 0	0- 0	NON-CONFERENCE	1- 0	1- 0	9- 0				
10- 0	0- 0	0- 0	HOME	1- 0	0- 0	9- 0				
1- 0	0- 0	0- 0	AWAY	0- 0	1- 0	0- 0				
0- 0	0- 0	0- 0	NEUTRAL	0- 0	0- 0	0- 0				
5- 6	0- 6	0- 0	CONFERENCE	4- 0	0- 0	1- 0				
2- 3	0- 3	0- 0	HOME	2- 0	0- 0	0- 0				
3- 3	0- 3	0- 0	AWAY	2- 0	0- 0	1- 0				
0- 0	0- 0	0- 0	NEUTRAL	0- 0	0- 0	0- 0				

RPI 1-25				RPI 26-50				RPI 51-100				RPI 101+			
RPI	S	Opponent	Score	RPI	S	Opponent	Score	RPI	S	Opponent	Score	RPI	S	Opponent	Score
5	H	Stanford	62 64					63	A	Washington St.	73 48	116	A	North Carolina	79 77
7	A	Oregon St.	33 60					66	H	UC Riverside	95 81	151	H	North Dakota	77 51
7	H	Oregon St.	45 59					71	H	California	69 59	155	H	Hampton	86 51
9	A	UCLA	69 80					74	A	Utah	77 65	171	A	Colorado	59 46
10	H	Arizona St.	58 63					99	H	Arizona	76 54	219	H	San Jose St.	104 74
25	A	Southern California	67 74									221	H	Utah Valley	79 68
												236	H	Seattle	82 62
												243	H	Clemson	69 56
												262	H	UC Santa Barbara	79 51
												273	H	Portland	93 52
												318	H	Portland St.	122 59
LAST 12 Division I GAMES:															
63	A	Washington St.	73 48	5	H	Stanford	62 64								
99	H	Arizona	76 54	7	H	Oregon St.	45 59								
10	H	Arizona St.	58 63	7	A	Oregon St.	33 60								
74	A	Utah	77 65	25	A	Southern California	67 74								
171	A	Colorado	59 46	9	A	UCLA	69 80								
71	H	California	69 59	236	H	Seattle	82 62								

Non-Div I Games:

Oregon

Loss, Non-Conf, S Site, H Home A Away N Neutral

Average RPI Win:	112	WON-LOST	WINNING	LAST 10	STRENGTH OF	OPP. STRENGTH	TEAM	ADJ.	CONF.	ADJ CONF.
Average RPI Loss:	8	RECORD	PCT. RANK	GAMES	SCHEDULE	OF SCHEDULE	RPI	RPI	RPI	RPI
DIV. I ONLY	19- 3	12	9- 1	28	5	7	7	1	1	
DIV. I NON-CONF.	9- 2	37	0- 1	118	15	45	45	1	1	
TOTALS	RPI 1-25	RPI 26-50	W-L RECORDS	RPI 51-100	RPI 101-150	RPI 150+				
19- 3	3- 3	1- 0	OVERALL	8- 0	2- 0	5- 0				
10- 1	2- 1	0- 0	HOME	4- 0	1- 0	3- 0				
7- 2	1- 2	1- 0	AWAY	3- 0	0- 0	2- 0				
2- 0	0- 0	0- 0	NEUTRAL	1- 0	1- 0	0- 0				
9- 2	0- 2	0- 0	NON-CONFERENCE	3- 0	2- 0	4- 0				
5- 1	0- 1	0- 0	HOME	1- 0	1- 0	3- 0				
2- 1	0- 1	0- 0	AWAY	1- 0	0- 0	1- 0				
2- 0	0- 0	0- 0	NEUTRAL	1- 0	1- 0	0- 0				
10- 1	3- 1	1- 0	CONFERENCE	5- 0	0- 0	1- 0				
5- 0	2- 0	0- 0	HOME	3- 0	0- 0	0- 0				
5- 1	1- 1	1- 0	AWAY	2- 0	0- 0	1- 0				
0- 0	0- 0	0- 0	NEUTRAL	0- 0	0- 0	0- 0				

RPI 1-25				Team's RPI: 7		RPI 26-50				RPI 51-100				RPI 101+					
RPI	S	Opponent	Score		RPI	S	Opponent	Score		RPI	S	Opponent	Score		RPI	S	Opponent	Score	
1	A	Notre Dame	61	62	27	A	Washington	61	53	66	H	UC Riverside	86	65	130	H	Idaho	69	44
5	H	Stanford	58	50						69	A	Oregon	59	45	136	N	Arkansas	63	47
9	A	UCLA	51	71						69	H	Oregon	60	33	171	A	Colorado	61	47
10	H	Arizona St.	67	44						71	H	California	70	48	195	H	Cal Poly	80	43
13	H	Tennessee	50	53						74	A	Utah	62	53	257	H	CSU Bakersfield	75	51
25	A	Southern California	57	49						77	N	Hofstra	73	50	273	A	Portland	94	50
										82	A	Marquette	65	58	301	H	Longwood	110	45
										99	H	Arizona	71	43					
LAST 12 Division I GAMES:																			
					27	A	Washington	61	53	71	H	California	70	48					
					10	H	Arizona St.	67	44	69	A	Oregon	59	45					
					99	H	Arizona	71	43	69	H	Oregon	60	33					
					171	A	Colorado	61	47	9	A	UCLA	51	71					
					74	A	Utah	62	53	25	A	Southern California	57	49					
					5	H	Stanford	58	50	1	A	Notre Dame	61	62					

Non-Div I Games:

Oregon St.

Loss, Non-Conf, S Site, H Home A Away N Neutral

Average RPI Win: 220	WON-LOST	WINNING	LAST 10	STRENGTH OF	OPP. STRENGTH	TEAM	ADJ.	CONF.	ADJ CONF.
Average RPI Loss: 107	RECORD	PCT. RANK	GAMES	SCHEDULE	OF SCHEDULE	RPI	RPI	RPI	RPI
DIV. I ONLY	9- 12	210	3- 7	94	133	142	142	9	9
DIV. I NON-CONF.	6- 4	125	1- 0	230	252	134	134	9	9
TOTALS	RPI 1-25	RPI 26-50	W-L RECORDS	RPI 51-100	RPI 101-150	RPI 150+			
9- 12	0- 2	0- 2	OVERALL	0- 4	2- 1	7- 3			
4- 4	0- 1	0- 1	HOME	0- 0	1- 1	3- 1			
5- 8	0- 0	0- 0	AWAY	0- 0	1- 0	4- 0			
0- 0	0- 0	0- 0	NEUTRAL	0- 0	0- 0	0- 0			
6- 4	0- 0	0- 0	NON-CONFERENCE	0- 1	1- 1	5- 2			
2- 1	0- 0	0- 0	HOME	0- 0	0- 1	2- 0			
4- 3	0- 0	0- 0	AWAY	0- 1	1- 0	3- 2			
0- 0	0- 0	0- 0	NEUTRAL	0- 0	0- 0	0- 0			
3- 8	0- 2	0- 2	CONFERENCE	0- 3	1- 0	2- 1			
2- 3	0- 1	0- 1	HOME	0- 0	1- 0	1- 1			
1- 5	0- 1	0- 1	AWAY	0- 3	0- 0	1- 0			
0- 0	0- 0	0- 0	NEUTRAL	0- 0	0- 0	0- 0			

RPI 1-25				RPI 26-50				RPI 51-100				RPI 101+ Team's RPI: 142			
RPI	S	Opponent	Score	RPI	S	Opponent	Score	RPI	S	Opponent	Score	RPI	S	Opponent	Score
20	A	BYU	62 79	44	A	St. Mary's (CA)	75 83	65	A	Santa Clara	52 76	116	A	North Carolina	66 63
20	H	BYU	57 67	44	H	St. Mary's (CA)	73 82	68	A	San Diego	56 69	118	H	San Francisco	70 57
								89	A	Gonzaga	61 68	148	H	Long Beach St.	60 68
								99	A	Arizona	56 69	196	A	UC Davis	66 53
												216	A	Gardner-Webb	84 77
												217	A	Montana	54 64
												219	H	San Jose St.	81 69
												225	A	Utah St.	70 78
												247	H	Loyola Marymount	60 63
												257	A	CSU Bakersfield	80 74
												265	H	Pepperdine	65 62
												273	A	Portland	72 64
												319	H	Nevada	74 52
LAST 12 Division I GAMES:															
20	H	BYU	57 67	265	H	Pepperdine	65 62								
44	A	St. Mary's (CA)	75 83	20	A	BYU	62 79								
89	A	Gonzaga	61 68	68	A	San Diego	56 69								
273	A	Portland	72 64	118	H	San Francisco	70 57								
44	H	St. Mary's (CA)	73 82	65	A	Santa Clara	52 76								
247	H	Loyola Marymount	60 63	319	H	Nevada	74 52								

Non-Div I Games: Stanislaus St. 74 61

Pacific

■ Loss,
 ■ Non-Conf,
 ■ S Site,
 ■ H Home
 ■ A Away
 N Neutral

Average RPI Win:	177	WON-LOST	WINNING	LAST 10	STRENGTH OF	OPP. STRENGTH	TEAM	ADJ.	CONF.	ADJ CONF.
Average RPI Loss:	63	RECORD	PCT. RANK	GAMES	SCHEDULE	OF SCHEDULE	RPI	RPI	RPI	RPI
DIV. I ONLY	14- 3	25	8- 1	109	138	42	42	10	10	
DIV. I NON-CONF.	10- 3	61	5- 2	170	163	68	68	11	11	
TOTALS	RPI 1-25	RPI 26-50	W-L RECORDS	RPI 51-100	RPI 101-150	RPI 150+				
14- 3	0- 0	0- 1	OVERALL	4- 2	2- 0	8- 0				
8- 1	0- 0	0- 1	HOME	3- 0	1- 0	4- 0				
6- 2	0- 0	0- 0	AWAY	1- 2	1- 0	4- 0				
0- 0	0- 0	0- 0	NEUTRAL	0- 0	0- 0	0- 0				
10- 3	0- 0	0- 1	NON-CONFERENCE	3- 2	0- 0	7- 0				
5- 1	0- 0	0- 1	HOME	2- 0	0- 0	3- 0				
5- 2	0- 0	0- 0	AWAY	1- 2	0- 0	4- 0				
0- 0	0- 0	0- 0	NEUTRAL	0- 0	0- 0	0- 0				
4- 0	0- 0	0- 0	CONFERENCE	1- 0	2- 0	1- 0				
3- 0	0- 0	0- 0	HOME	1- 0	1- 0	1- 0				
1- 0	0- 0	0- 0	AWAY	0- 0	1- 0	0- 0				
0- 0	0- 0	0- 0	NEUTRAL	0- 0	0- 0	0- 0				

RPI 1-25	RPI 26-50	Team's RPI: 42	RPI 51-100	RPI 101+
RPI S Opponent Score	RPI S Opponent Score		RPI S Opponent Score	RPI S Opponent Score
	39 Duke 50 57		51 Princeton 50 48	107 Yale 68 49
			60 Colorado St. 49 48	139 Harvard 68 48
			62 Villanova 46 66	156 Hawaii 64 54
			70 Temple 60 54	161 Brown 66 49
			75 Drexel 72 67	180 UMBC 81 46
			88 Saint Joseph's 46 50	267 New Hampshire 67 60
				268 Navy 57 43
				281 La Salle 78 68
				330 Lafayette 54 37
				338 Wagner 78 50
LAST 12 Division I GAMES:				
139 Harvard 68 48	51 Princeton 50 48		156 Hawaii 64 54	
161 Brown 66 49			338 Wagner 78 50	
107 Yale 68 49			75 Drexel 72 67	
62 Villanova 46 66			88 Saint Joseph's 46 50	
70 Temple 60 54			268 Navy 57 43	
281 La Salle 78 68				

Non-Div I Games: BYU-Hawaii 73 41

Penn

Loss, Non-Conf, S Site, Home Away N Neutral

Average RPI Win:	169	WON-LOST	WINNING	LAST 10	STRENGTH OF	OPP. STRENGTH	TEAM	ADJ.	CONF.	ADJ CONF.
Average RPI Loss:	72	RECORD	PCT. RANK	GAMES	SCHEDULE	OF SCHEDULE	RPI	RPI	RPI	RPI
DIV. I ONLY	8- 14	245	0- 3	29	53	137	137	4	4	
DIV. I NON-CONF.	5- 6	180	0- 1	50	127	148	148	4	4	
TOTALS	RPI 1-25	RPI 26-50	W-L RECORDS	RPI 51-100	RPI 101-150	RPI 150+				
8- 14	0- 4	1- 3	OVERALL	1- 5	1- 0	5- 2				
6- 6	0- 2	0- 1	HOME	1- 3	1- 0	4- 0				
2- 7	0- 1	1- 2	AWAY	0- 2	0- 0	1- 2				
0- 1	0- 1	0- 0	NEUTRAL	0- 0	0- 0	0- 0				
5- 6	0- 2	0- 2	NON-CONFERENCE	0- 1	1- 0	4- 1				
5- 1	0- 0	0- 0	HOME	0- 1	1- 0	4- 0				
0- 4	0- 1	0- 2	AWAY	0- 0	0- 0	0- 1				
0- 1	0- 1	0- 0	NEUTRAL	0- 0	0- 0	0- 0				
3- 8	0- 2	1- 1	CONFERENCE	1- 4	0- 0	1- 1				
1- 5	0- 2	0- 1	HOME	1- 2	0- 0	0- 0				
2- 3	0- 0	1- 0	AWAY	0- 2	0- 0	1- 1				
0- 0	0- 0	0- 0	NEUTRAL	0- 0	0- 0	0- 0				

RPI 1-25				RPI 26-50				RPI 51-100				RPI 101+ Team's RPI: 137			
RPI	S	Opponent	Score	RPI	S	Opponent	Score	RPI	S	Opponent	Score	RPI	S	Opponent	Score
11	H	Maryland	53 89	33	A	St. Bonaventure	60 70	64	A	Nebraska	69 87	105	H	Youngstown St.	68 51
13	A	Tennessee	66 74	36	H	Purdue	78 88	64	H	Nebraska	78 83	152	A	Illinois	65 56
16	H	Michigan St.	55 71	40	A	South Fla.	79 101	73	H	Michigan	87 91	157	H	Fordham	75 59
20	N	BYU	51 63	45	A	Iowa	82 69	78	H	Northwestern	79 72	158	A	Wisconsin	62 82
								98	H	Virginia Tech	59 64	259	H	Sacred Heart	83 46
								100	A	Minnesota	85 98	271	H	Holy Cross	86 82
												283	A	CSUN	73 81
												285	H	Central Conn. St.	73 47
LAST 12 Division I GAMES:															
20	N	BYU	51 63	73	H	Michigan	87 91								
64	A	Nebraska	69 87	64	H	Nebraska	78 83								
36	H	Purdue	78 88	158	A	Wisconsin	62 82								
11	H	Maryland	53 89	16	H	Michigan St.	55 71								
152	A	Illinois	65 56	100	A	Minnesota	85 98								
45	A	Iowa	82 69	78	H	Northwestern	79 72								

Non-Div I Games:

Penn St.

■ Loss,
■ Non-Conf,
■ S Site,
■ H Home
■ A Away
N Neutral

Pepperdine

Through Games Of Feb. 5, 2016

Average RPI Win:	286	WON-LOST	WINNING	LAST 10	STRENGTH OF	OPP. STRENGTH	TEAM	ADJ.	CONF.	ADJ CONF.
Average RPI Loss:	117	RECORD	PCT. RANK	GAMES	SCHEDULE	OF SCHEDULE	RPI	RPI	RPI	RPI
DIV. I ONLY	5- 17	301	0- 4	132	136	265	265	9	9	
DIV. I NON-CONF.	4- 6	201	0- 1	248	265	242	242	9	9	
TOTALS	RPI 1-25	RPI 26-50	W-L RECORDS	RPI 51-100	RPI 101-150	RPI 150+				
5- 17	0- 2	0- 2	OVERALL	0- 5	0- 2	5- 6				
4- 6	0- 1	0- 0	HOME	0- 3	0- 1	4- 1				
1- 10	0- 1	0- 2	AWAY	0- 2	0- 1	1- 4				
0- 1	0- 0	0- 0	NEUTRAL	0- 0	0- 0	0- 1				
4- 6	0- 0	0- 1	NON-CONFERENCE	0- 1	0- 0	4- 4				
3- 1	0- 0	0- 0	HOME	0- 0	0- 0	3- 1				
1- 4	0- 0	0- 1	AWAY	0- 1	0- 0	1- 2				
0- 1	0- 0	0- 0	NEUTRAL	0- 0	0- 0	0- 1				
1- 11	0- 2	0- 1	CONFERENCE	0- 4	0- 2	1- 2				
1- 5	0- 1	0- 0	HOME	0- 3	0- 1	1- 0				
0- 6	0- 1	0- 1	AWAY	0- 1	0- 1	0- 2				
0- 0	0- 0	0- 0	NEUTRAL	0- 0	0- 0	0- 0				

RPI S	Opponent	Score	RPI S	Opponent	Score	RPI S	Opponent	Score	RPI S	Opponent	Score	Team's RPI: 265
20	A BYU	64 69	44	A St. Mary's (CA)	72 88	65	H Santa Clara	60 62	118	H San Francisco	74 81	
20	H BYU	66 77	46	A Albany (NY)	49 64	68	A San Diego	55 74	142	A Pacific	62 65	
						68	H San Diego	54 70	167	A UNLV	63 83	
						76	A Army West Point	53 63	167	A New Mexico	52 60	
						89	H Gonzaga	57 74	185	N George Mason	63 71	
									195	H Cal Poly	47 61	
									247	A Loyola Marymount	69 79	
									257	A CSU Bakersfield	76 73	
									262	H UC Santa Barbara	71 69	
									273	A Portland	79 81	
									273	H Portland	74 62	
									298	H Denver	64 60	
									341	H Cal St. Fullerton	81 75	
LAST 12 Division I GAMES:												
185	N George Mason	63 71	118	H San Francisco	74 81							
273	A Portland	79 81	65	H Santa Clara	60 62							
20	H BYU	66 77	44	A St. Mary's (CA)	72 88							
68	H San Diego	54 70	142	A Pacific	62 65							
20	A BYU	64 69	247	A Loyola Marymount	69 79							
68	A San Diego	55 74	273	H Portland	74 62							

Non-Div I Games: Alas. Anchorage 61 94

Pepperdine

Loss, Non-Conf, S Site, H Home A Away N Neutral

Average RPI Win:	257	WON-LOST	WINNING	LAST 10	STRENGTH OF	OPP. STRENGTH	TEAM	ADJ.	CONF.	ADJ CONF.
Average RPI Loss:	46	RECORD	PCT. RANK	GAMES	SCHEDULE	OF SCHEDULE	RPI	RPI	RPI	RPI
DIV. I ONLY	10- 13	208	2- 8	64	79	145	145	5	5	
DIV. I NON-CONF.	8- 5	119	1- 1	189	215	149	149	5	5	
TOTALS	RPI 1-25	RPI 26-50	W-L RECORDS	RPI 51-100	RPI 101-150	RPI 150+				
10- 13	0- 4	0- 4	OVERALL	1- 4	0- 1	9- 0				
6- 6	0- 3	0- 2	HOME	0- 0	0- 1	6- 0				
3- 5	0- 0	0- 2	AWAY	1- 3	0- 0	2- 0				
1- 2	0- 1	0- 0	NEUTRAL	0- 1	0- 0	1- 0				
8- 5	0- 2	0- 0	NON-CONFERENCE	0- 3	0- 0	8- 0				
6- 1	0- 1	0- 0	HOME	0- 0	0- 0	6- 0				
1- 2	0- 0	0- 0	AWAY	0- 2	0- 0	1- 0				
1- 2	0- 1	0- 0	NEUTRAL	0- 1	0- 0	1- 0				
2- 8	0- 2	0- 4	CONFERENCE	1- 1	0- 1	1- 0				
0- 5	0- 2	0- 2	HOME	0- 0	0- 1	0- 0				
2- 3	0- 0	0- 2	AWAY	1- 1	0- 0	1- 0				
0- 0	0- 0	0- 0	NEUTRAL	0- 0	0- 0	0- 0				

RPI 1-25				RPI 26-50				RPI 51-100				RPI 101+ Team's RPI: 145			
RPI	S	Opponent	Score	RPI	S	Opponent	Score	RPI	S	Opponent	Score	RPI	S	Opponent	Score
1	H	Notre Dame	55 65	28	A	Syracuse	48 71	51	A	Princeton	47 61	132	H	Wake Forest	49 60
11	N	Maryland	49 70	35	H	North Carolina St.	76 78	56	N	South Dakota St.	54 55	164	N	Old Dominion	67 58
12	H	Florida St.	55 66	39	H	Duke	48 70	73	A	Michigan	45 82	243	A	Clemson	59 56
24	H	Duquesne	65 79	43	A	Miami (FL)	55 79	87	A	Virginia	58 55	249	H	American	76 58
								90	A	Boston College	43 54	271	H	Holy Cross	56 50
												274	A	Saint Francis (PA)	74 59
												297	H	Rider	75 44
												305	H	Delaware St.	77 43
												338	H	Wagner	67 41
												339	H	Mt. St. Mary's	74 57
LAST 12 Division I GAMES:															
132	H	Wake Forest	49 60	28	A	Syracuse	48 71								
243	A	Clemson	59 56	35	H	North Carolina St.	76 78								
39	H	Duke	48 70	43	A	Miami (FL)	55 79								
87	A	Virginia	58 55	1	H	Notre Dame	55 65								
90	A	Boston College	43 54	24	H	Duquesne	65 79								
12	H	Florida St.	55 66	249	H	American	76 58								

Non-Div I Games:

Pittsburgh

■ Loss,
■ Non-Conf,
■ S Site,
■ H Home
■ A Away
N Neutral

Average RPI Win:	292	WON-LOST	WINNING	LAST 10	STRENGTH OF	OPP. STRENGTH	TEAM	ADJ.	CONF.	ADJ CONF.
Average RPI Loss:	124	RECORD	PCT. RANK	GAMES	SCHEDULE	OF SCHEDULE	RPI	RPI	RPI	RPI
DIV. I ONLY	2- 20	344	1- 9	63	159	273	273	9	9	
DIV. I NON-CONF.	1- 9	325	0- 0	58	269	257	257	9	9	
TOTALS	RPI 1-25	RPI 26-50	W-L RECORDS	RPI 51-100	RPI 101-150	RPI 150+				
2- 20	0- 2	0- 2	OVERALL	0- 5	0- 4	2- 7				
1- 10	0- 1	0- 1	HOME	0- 2	0- 3	1- 3				
1- 10	0- 1	0- 1	AWAY	0- 3	0- 1	1- 4				
0- 0	0- 0	0- 0	NEUTRAL	0- 0	0- 0	0- 0				
1- 9	0- 1	0- 1	NON-CONFERENCE	0- 1	0- 1	1- 5				
0- 5	0- 1	0- 0	HOME	0- 0	0- 1	0- 3				
1- 4	0- 0	0- 1	AWAY	0- 1	0- 0	1- 2				
0- 0	0- 0	0- 0	NEUTRAL	0- 0	0- 0	0- 0				
1- 11	0- 1	0- 1	CONFERENCE	0- 4	0- 3	1- 2				
1- 5	0- 0	0- 1	HOME	0- 2	0- 2	1- 0				
0- 6	0- 1	0- 0	AWAY	0- 2	0- 1	0- 2				
0- 0	0- 0	0- 0	NEUTRAL	0- 0	0- 0	0- 0				

RPI 1-25				RPI 26-50				RPI 51-100				RPI 101+ Team's RPI: 273			
RPI	S	Opponent	Score	RPI	S	Opponent	Score	RPI	S	Opponent	Score	RPI	S	Opponent	Score
7	H	Oregon St.	50 94	27	A	Washington	65 83	65	A	Santa Clara	47 66	113	H	Boise St.	49 89
20	A	BYU	66 78	44	H	St. Mary's (CA)	51 78	65	H	Santa Clara	45 67	118	A	San Francisco	69 90
								68	A	San Diego	43 71	118	H	San Francisco	63 82
								69	A	Oregon	52 93	142	H	Pacific	64 72
								89	H	Gonzaga	63 71	162	A	Montana St.	57 86
												174	H	Weber St.	55 57
												196	H	UC Davis	47 72
												217	A	Montana	67 90
												247	A	Loyola Marymount	52 62
												265	A	Pepperdine	62 74
												265	H	Pepperdine	81 79
												283	H	CSUN	62 68
												318	A	Portland St.	69 53
LAST 12 Division I GAMES:															
265	H	Pepperdine	81 79	68	A	San Diego	43 71								
65	A	Santa Clara	47 66	89	H	Gonzaga	63 71								
118	A	San Francisco	69 90	118	H	San Francisco	63 82								
44	H	St. Mary's (CA)	51 78	65	H	Santa Clara	45 67								
142	H	Pacific	64 72	265	A	Pepperdine	62 74								
20	A	BYU	66 78	247	A	Loyola Marymount	52 62								

Non-Div I Games: Willamette 73 54

Portland

■ Loss,
 ■ Non-Conf, S Site,
 ■ Home
 ■ Away
 N Neutral

Average RPI Win:	231	WON-LOST	WINNING	LAST 10	STRENGTH OF	OPP. STRENGTH	TEAM	ADJ.	CONF.	ADJ CONF.
Average RPI Loss:	178	RECORD	PCT. RANK	GAMES	SCHEDULE	OF SCHEDULE	RPI	RPI	RPI	RPI
DIV. I ONLY	2- 16	337	2- 8	141	311	318	318	18	18	
DIV. I NON-CONF.	1- 8	320	1- 2	227	292	332	332	19	19	
TOTALS	RPI 1-25	RPI 26-50	W-L RECORDS	RPI 51-100	RPI 101-150	RPI 150+				
2- 16	0- 0	0- 0	OVERALL	0- 3	0- 2	2- 11				
2- 7	0- 0	0- 0	HOME	0- 0	0- 1	2- 6				
0- 9	0- 0	0- 0	AWAY	0- 3	0- 1	0- 5				
0- 0	0- 0	0- 0	NEUTRAL	0- 0	0- 0	0- 0				
1- 8	0- 0	0- 0	NON-CONFERENCE	0- 3	0- 1	1- 4				
1- 3	0- 0	0- 0	HOME	0- 0	0- 0	1- 3				
0- 5	0- 0	0- 0	AWAY	0- 3	0- 1	0- 1				
0- 0	0- 0	0- 0	NEUTRAL	0- 0	0- 0	0- 0				
1- 8	0- 0	0- 0	CONFERENCE	0- 0	0- 1	1- 7				
1- 4	0- 0	0- 0	HOME	0- 0	0- 1	1- 3				
0- 4	0- 0	0- 0	AWAY	0- 0	0- 0	0- 4				
0- 0	0- 0	0- 0	NEUTRAL	0- 0	0- 0	0- 0				

RPI S	Opponent	Score	RPI S	Opponent	Score	RPI S	Opponent	Score	RPI S	Opponent	Score	Team's RPI: 318
						56	A South Dakota St.	65 74	130	H Idaho	65 94	
						69	A Oregon	59 122	148	A Long Beach St.	71 89	
						86	A South Dakota	61 103	162	A Montana St.	64 74	
									162	H Montana St.	59 106	
									174	A Weber St.	73 102	
									177	A Idaho St.	70 71	
									178	H Eastern Wash.	81 79	
									196	H UC Davis	70 82	
									213	A Sacramento St.	91 132	
									213	H Sacramento St.	78 126	
									217	H Montana	58 79	
									236	H Seattle	64 85	
									273	H Portland	53 69	
									283	H CSUN	83 77	
									341	A Cal St. Fullerton	69 84	
LAST 12 Division I GAMES:												
162	A Montana St.	64 74	162	H Montana St.	59 106							
130	H Idaho	65 94	217	H Montana	58 79							
178	H Eastern Wash.	81 79	213	A Sacramento St.	91 132							
213	H Sacramento St.	78 126	283	H CSUN	83 77							
177	A Idaho St.	70 71	69	A Oregon	59 122							
174	A Weber St.	73 102	236	H Seattle	64 85							

Non-Div I Games: Warner Pacific 64 76 Corban 90 76

Portland St.

Loss, Non-Conf, S Site, H Home A Away N Neutral

Average RPI Win:	305	WON-LOST	WINNING	LAST 10	STRENGTH OF	OPP. STRENGTH	TEAM	ADJ.	CONF.	ADJ CONF.
Average RPI Loss:	195	RECORD	PCT. RANK	GAMES	SCHEDULE	OF SCHEDULE	RPI	RPI	RPI	RPI
DIV. I ONLY	8- 9	190	5- 5	344	307	269	269	32	32	
DIV. I NON-CONF.	3- 5	218	0- 3	294	118	220	220	31	31	
TOTALS	RPI 1-25	RPI 26-50	W-L RECORDS	RPI 51-100	RPI 101-150	RPI 150+				
8- 9	0- 1	0- 0	OVERALL	0- 2	0- 0	8- 6				
4- 1	0- 0	0- 0	HOME	0- 0	0- 0	4- 1				
4- 7	0- 1	0- 0	AWAY	0- 0	0- 0	4- 0				
0- 1	0- 0	0- 0	NEUTRAL	0- 0	0- 0	0- 1				
3- 5	0- 1	0- 0	NON-CONFERENCE	0- 2	0- 0	3- 2				
1- 0	0- 0	0- 0	HOME	0- 0	0- 0	1- 0				
2- 4	0- 1	0- 0	AWAY	0- 2	0- 0	2- 1				
0- 1	0- 0	0- 0	NEUTRAL	0- 0	0- 0	0- 1				
5- 4	0- 0	0- 0	CONFERENCE	0- 0	0- 0	5- 4				
3- 1	0- 0	0- 0	HOME	0- 0	0- 0	3- 1				
2- 3	0- 0	0- 0	AWAY	0- 0	0- 0	2- 3				
0- 0	0- 0	0- 0	NEUTRAL	0- 0	0- 0	0- 0				

RPI 1-25				RPI 26-50				RPI 51-100				RPI 101+ Team's RPI: 269			
RPI	S	Opponent	Score	RPI	S	Opponent	Score	RPI	S	Opponent	Score	RPI	S	Opponent	Score
18	A	Texas A&M	30 88					79	A	Georgia Tech	48 96	170	A	Louisiana Tech	77 68
								91	A	TCU	60 69	183	H	Southern U.	55 65
												220	A	Grambling	66 69
												256	A	Texas Southern	65 72
												272	H	Lamar	80 72
												284	A	Wichita St.	36 64
												294	A	Alabama St.	54 65
												322	A	Nicholls St.	81 70
												325	A	Jackson St.	62 52
												326	N	North Dakota St.	58 79
												327	H	Alcorn	58 54
												334	H	Ark.-Pine Bluff	70 55
												344	A	Alabama A&M	67 52
												347	H	Mississippi Val.	80 57
LAST 12 Division I GAMES:															
294	A	Alabama St.	54 65	256	A	Texas Southern	65 72								
344	A	Alabama A&M	67 52	183	H	Southern U.	55 65								
347	H	Mississippi Val.	80 57	327	H	Alcorn	58 54								
334	H	Ark.-Pine Bluff	70 55	18	A	Texas A&M	30 88								
325	A	Jackson St.	62 52	326	N	North Dakota St.	58 79								
220	A	Grambling	66 69	284	A	Wichita St.	36 64								

Non-Div I Games: Howard Payne 86 46

Prairie View

Loss, Non-Conf, S Site, H Home A Away N Neutral

Presbyterian

Through Games Of Feb. 5, 2016

Average RPI Win:	271	WON-LOST	WINNING	LAST 10	STRENGTH OF	OPP. STRENGTH	TEAM	ADJ.	CONF.	ADJ CONF.
Average RPI Loss:	161	RECORD	PCT. RANK	GAMES	SCHEDULE	OF SCHEDULE	RPI	RPI	RPI	RPI
DIV. I ONLY	10- 8	140	8- 2	302	292	203	203	26	26	
DIV. I NON-CONF.	1- 5	304	1- 1	316	137	338	338	28	28	
TOTALS	RPI 1-25	RPI 26-50	W-L RECORDS	RPI 51-100	RPI 101-150	RPI 150+				
10- 8	0- 0	0- 0	OVERALL	0- 2	1- 2	9- 4				
6- 2	0- 0	0- 0	HOME	0- 0	1- 1	5- 1				
4- 6	0- 0	0- 0	AWAY	0- 2	0- 1	4- 3				
0- 0	0- 0	0- 0	NEUTRAL	0- 0	0- 0	0- 0				
1- 5	0- 0	0- 0	NON-CONFERENCE	0- 2	0- 0	1- 3				
1- 0	0- 0	0- 0	HOME	0- 0	0- 0	1- 0				
0- 5	0- 0	0- 0	AWAY	0- 2	0- 0	0- 3				
0- 0	0- 0	0- 0	NEUTRAL	0- 0	0- 0	0- 0				
9- 3	0- 0	0- 0	CONFERENCE	0- 0	1- 2	8- 1				
5- 2	0- 0	0- 0	HOME	0- 0	1- 1	4- 1				
4- 1	0- 0	0- 0	AWAY	0- 0	0- 1	4- 0				
0- 0	0- 0	0- 0	NEUTRAL	0- 0	0- 0	0- 0				

RPI 1-25			RPI 26-50			RPI 51-100			RPI 101+			Team's RPI: 203
RPI	S	Opponent	Score	RPI	S	Opponent	Score	RPI	S	Opponent	Score	
						52	A Vanderbilt	38	56	103	H Liberty	60 42
						98	A Virginia Tech	44	58	140	A UNC Asheville	59 68
										140	H UNC Asheville	63 72
										171	A Colorado	60 72
										173	A East Carolina	57 84
										216	H Gardner-Webb	60 53
										229	H Radford	53 64
										238	H High Point	82 70
										282	A Campbell	69 45
										286	A Kennesaw St.	47 49
										295	A Charleston So.	63 49
										301	A Longwood	59 38
										301	H Longwood	75 49
										308	H Coastal Caro.	66 42
										313	A Winthrop	59 48
										348	H N.C. Central	60 50
LAST 12 Division I GAMES:												
301	H	Longwood	75 49	103	H	Liberty	60 42					
216	H	Gardner-Webb	60 53	229	H	Radford	53 64					
140	A	UNC Asheville	59 68	295	A	Charleston So.	63 49					
308	H	Coastal Caro.	66 42	238	H	High Point	82 70					
282	A	Campbell	69 45	348	H	N.C. Central	60 50					
313	A	Winthrop	59 48	171	A	Colorado	60 72					

Non-Div I Games: Warren Wilson 95 56 Columbia (SC) 104 37 Brevard 70 53

Presbyterian

Loss, Non-Conf, S Site, H Home A Away N Neutral

Average RPI Win:	190	WON-LOST	WINNING	LAST 10	STRENGTH OF	OPP. STRENGTH	TEAM	ADJ.	CONF.	ADJ CONF.
Average RPI Loss:	29	RECORD	PCT. RANK	GAMES	SCHEDULE	OF SCHEDULE	RPI	RPI	RPI	RPI
DIV. I ONLY	14- 4	39	7- 3	144	74	51	51	10	10	
DIV. I NON-CONF.	11- 3	54	6- 2	199	34	57	57	11	11	
TOTALS	RPI 1-25	RPI 26-50	W-L RECORDS	RPI 51-100	RPI 101-150	RPI 150+				
14- 4	1- 2	0- 2	OVERALL	1- 0	2- 0	10- 0				
9- 0	1- 0	0- 0	HOME	1- 0	2- 0	5- 0				
3- 4	0- 2	0- 2	AWAY	0- 0	0- 0	3- 0				
2- 0	0- 0	0- 0	NEUTRAL	0- 0	0- 0	2- 0				
11- 3	1- 2	0- 1	NON-CONFERENCE	1- 0	1- 0	8- 0				
7- 0	1- 0	0- 0	HOME	1- 0	1- 0	4- 0				
2- 3	0- 2	0- 1	AWAY	0- 0	0- 0	2- 0				
2- 0	0- 0	0- 0	NEUTRAL	0- 0	0- 0	2- 0				
3- 1	0- 0	0- 1	CONFERENCE	0- 0	1- 0	2- 0				
2- 0	0- 0	0- 0	HOME	0- 0	1- 0	1- 0				
1- 1	0- 0	0- 1	AWAY	0- 0	0- 0	1- 0				
0- 0	0- 0	0- 0	NEUTRAL	0- 0	0- 0	0- 0				

RPI 1-25				RPI 26-50				RPI 51-100 Team's RPI: 51				RPI 101+			
RPI	S	Opponent	Score	RPI	S	Opponent	Score	RPI	S	Opponent	Score	RPI	S	Opponent	Score
6	A	Ohio St.	70 90	42	A	Penn	48 50	73	H	Michigan	74 57	107	H	Yale	65 50
19	A	Seton Hall	64 71	50	A	Dayton	81 85					145	H	Pittsburgh	61 47
24	H	Duquesne	94 66									155	H	Hampton	79 55
												157	H	Fordham	55 44
												161	H	Brown	72 53
												175	A	Marist	77 44
												236	N	Seattle	85 48
												249	H	American	72 34
												266	A	Dartmouth	85 48
												291	H	Monmouth	81 70
												297	A	Rider	78 59
												321	N	UC Irvine	83 42
LAST 12 Division I GAMES:															
266	A	Dartmouth	85 48	50	A	Dayton	81 85								
107	H	Yale	65 50	6	A	Ohio St.	70 90								
161	H	Brown	72 53	157	H	Fordham	55 44								
42	A	Penn	48 50	145	H	Pittsburgh	61 47								
155	H	Hampton	79 55	291	H	Monmouth	81 70								
175	A	Marist	77 44	73	H	Michigan	74 57								

Non-Div I Games:

Princeton

Providence

Through Games Of Feb. 5, 2016

Average RPI Win:	226	WON-LOST	WINNING	LAST 10	STRENGTH OF	OPP. STRENGTH	TEAM	ADJ.	CONF.	ADJ CONF.
Average RPI Loss:	96	RECORD	PCT. RANK	GAMES	SCHEDULE	OF SCHEDULE	RPI	RPI	RPI	RPI
DIV. I ONLY	4- 18	319	0- 10	49	120	235	235	6	6	
DIV. I NON-CONF.	4- 6	201	0- 0	56	274	177	177	6	6	
TOTALS	RPI 1-25	RPI 26-50	W-L RECORDS	RPI 51-100	RPI 101-150	RPI 150+				
4- 18	0- 2	0- 2	OVERALL	0- 8	0- 3	4- 3				
3- 9	0- 1	0- 1	HOME	0- 4	0- 1	3- 2				
1- 9	0- 1	0- 1	AWAY	0- 4	0- 2	1- 1				
0- 0	0- 0	0- 0	NEUTRAL	0- 0	0- 0	0- 0				
4- 6	0- 0	0- 1	NON-CONFERENCE	0- 3	0- 0	4- 2				
3- 3	0- 0	0- 0	HOME	0- 2	0- 0	3- 1				
1- 3	0- 0	0- 1	AWAY	0- 1	0- 0	1- 1				
0- 0	0- 0	0- 0	NEUTRAL	0- 0	0- 0	0- 0				
0- 12	0- 2	0- 1	CONFERENCE	0- 5	0- 3	0- 1				
0- 6	0- 1	0- 1	HOME	0- 2	0- 1	0- 1				
0- 6	0- 1	0- 0	AWAY	0- 3	0- 2	0- 0				
0- 0	0- 0	0- 0	NEUTRAL	0- 0	0- 0	0- 0				

RPI S	Opponent	Score	RPI S	Opponent	Score	RPI S	Opponent	Score	RPI S	Opponent	Score	Team's RPI: 235
19	H Seton Hall	54 64	41	H St. John's (NY)	61 80	62	A Villanova	39 67	112	A Creighton	48 72	
22	A DePaul	50 96	46	A Albany (NY)	58 71	62	H Villanova	47 76	141	A Xavier	47 72	
						67	H FGCU	41 50	141	H Xavier	54 62	
						82	A Marquette	75 105	161	A Brown	47 57	
						90	H Boston College	41 67	186	H Butler	67 77	
						96	A Georgetown	53 63	193	A Rhode Island	64 55	
						96	H Georgetown	51 82	206	H Bryant	88 78	
						98	A Virginia Tech	46 62	208	H Richmond	50 57	
									215	H Hartford	69 50	
									291	H Monmouth	71 59	
LAST 12 Division I GAMES:												
141	A Xavier	47 72	141	H Xavier	54 62							
62	H Villanova	47 76	186	H Butler	67 77							
96	H Georgetown	51 82	96	A Georgetown	53 63							
22	A DePaul	50 96	62	A Villanova	39 67							
82	A Marquette	75 105	41	H St. John's (NY)	61 80							
112	A Creighton	48 72	19	H Seton Hall	54 64							

Non-Div I Games:

Providence

■ Loss,
 ■ Non-Conf,
 ■ S Site,
 ■ H Home
 ■ A Away
 N Neutral

Average RPI Win:	130	WON-LOST	WINNING	LAST 10	STRENGTH OF	OPP. STRENGTH	TEAM	ADJ.	CONF.	ADJ CONF.
Average RPI Loss:	32	RECORD	PCT. RANK	GAMES	SCHEDULE	OF SCHEDULE	RPI	RPI	RPI	RPI
DIV. I ONLY	16- 6	55	6- 4	32	22	36	36	4	4	
DIV. I NON-CONF.	9- 2	37	1- 0	102	57	53	53	4	4	
TOTALS	RPI 1-25	RPI 26-50	W-L RECORDS	RPI 51-100	RPI 101-150	RPI 150+				
16- 6	1- 4	3- 0	OVERALL	5- 2	2- 0	5- 0				
10- 3	0- 1	3- 0	HOME	3- 2	0- 0	4- 0				
4- 2	0- 2	0- 0	AWAY	2- 0	1- 0	1- 0				
2- 1	1- 1	0- 0	NEUTRAL	0- 0	1- 0	0- 0				
9- 2	1- 1	1- 0	NON-CONFERENCE	2- 1	1- 0	4- 0				
6- 1	0- 0	1- 0	HOME	2- 1	0- 0	3- 0				
1- 0	0- 0	0- 0	AWAY	0- 0	0- 0	1- 0				
2- 1	1- 1	0- 0	NEUTRAL	0- 0	1- 0	0- 0				
7- 4	0- 3	2- 0	CONFERENCE	3- 1	1- 0	1- 0				
4- 2	0- 1	2- 0	HOME	1- 1	0- 0	1- 0				
3- 2	0- 2	0- 0	AWAY	2- 0	1- 0	0- 0				
0- 0	0- 0	0- 0	NEUTRAL	0- 0	0- 0	0- 0				

RPI 1-25				RPI 26-50				RPI 51-100				RPI 101+			
RPI	S	Opponent	Score	RPI	S	Opponent	Score	RPI	S	Opponent	Score	RPI	S	Opponent	Score
5	N	Stanford	65 71	45	H	Iowa	90 73	58	H	Ball St.	73 63	115	N	LSU	69 52
6	A	Ohio St.	70 90	49	H	Indiana	63 53	64	H	Nebraska	61 62	137	A	Penn St.	88 78
11	H	Maryland	67 87	50	H	Dayton	61 58	73	A	Michigan	65 63	152	H	Illinois	69 65
14	N	Louisville	62 60					78	A	Northwestern	85 71	214	H	Ill.-Chicago	62 51
16	A	Michigan St.	56 68					90	H	Boston College	56 58	280	H	Jacksonville St.	67 48
								94	H	Maine	56 33	303	A	North Florida	70 47
								100	H	Minnesota	84 72	316	H	Incarnate Word	95 27
LAST 12 Division I GAMES:															
				11	H	Maryland	67 87	100	H	Minnesota	84 72				
				137	A	Penn St.	88 78	49	H	Indiana	63 53				
				16	A	Michigan St.	56 68	78	A	Northwestern	85 71				
				45	H	Iowa	90 73	152	H	Illinois	69 65				
				64	H	Nebraska	61 62	73	A	Michigan	65 63				
				6	A	Ohio St.	70 90	94	H	Maine	56 33				

Non-Div I Games:

Purdue

■ Loss,
■ Non-Conf, S Site,
■ Home
■ Away
N Neutral

Quinnipiac

Through Games Of Feb. 5, 2016

Average RPI Win:	236	WON-LOST	WINNING	LAST 10	STRENGTH OF	OPP. STRENGTH	TEAM	ADJ.	CONF.	ADJ CONF.
Average RPI Loss:	145	RECORD	PCT. RANK	GAMES	SCHEDULE	OF SCHEDULE	RPI	RPI	RPI	RPI
DIV. I ONLY	14- 7	85	9- 0	200	257	111	111	23	23	
DIV. I NON-CONF.	5- 4	138	0- 1	67	199	89	89	24	24	
TOTALS	RPI 1-25	RPI 26-50	W-L RECORDS	RPI 51-100	RPI 101-150	RPI 150+				
14- 7	0- 0	0- 0	OVERALL	1- 4	0- 0	13- 3				
8- 1	0- 0	0- 0	HOME	1- 0	0- 0	7- 1				
6- 5	0- 0	0- 0	AWAY	0- 0	0- 0	6- 1				
0- 1	0- 0	0- 0	NEUTRAL	0- 1	0- 0	0- 0				
5- 4	0- 0	0- 0	NON-CONFERENCE	1- 4	0- 0	4- 0				
3- 0	0- 0	0- 0	HOME	1- 0	0- 0	2- 0				
2- 3	0- 0	0- 0	AWAY	0- 3	0- 0	2- 0				
0- 1	0- 0	0- 0	NEUTRAL	0- 1	0- 0	0- 0				
9- 3	0- 0	0- 0	CONFERENCE	0- 0	0- 0	9- 3				
5- 1	0- 0	0- 0	HOME	0- 0	0- 0	5- 1				
4- 2	0- 0	0- 0	AWAY	0- 0	0- 0	4- 2				
0- 0	0- 0	0- 0	NEUTRAL	0- 0	0- 0	0- 0				

RPI 1-25			RPI 26-50			RPI 51-100			RPI 101+			Team's RPI: 111
RPI	S	Opponent	Score	RPI	S	Opponent	Score	RPI	S	Opponent	Score	
						67 A FGCU	70 71	175 A Marist			47 56	
						70 H Temple	58 56	192 A Northeastern			71 60	
						75 A Drexel	49 62	202 A Canisius			80 68	
						76 A Army West Point	57 67	202 H Canisius			63 54	
						96 N Georgetown	68 80	215 H Hartford			71 69	
								222 A Siena			69 59	
								222 H Siena			94 52	
								224 A Fairfield			64 55	
								237 H Manhattan			42 52	
								271 H Holy Cross			74 61	
								275 A Vermont			77 65	
								287 A Niagara			61 54	
								291 A Monmouth			60 63	
								291 H Monmouth			85 58	
								297 H Rider			64 51	
								331 H Saint Peter's			66 49	
LAST 12 Division I GAMES:												
222 A		Siena	69 59	287 A		Niagara	61 54					
331 H		Saint Peter's	66 49	202 H		Canisius	63 54					
291 H		Monmouth	85 58	297 H		Rider	64 51					
222 H		Siena	94 52	291 A		Monmouth	60 63					
224 A		Fairfield	64 55	67 A		FGCU	70 71					
202 A		Canisius	80 68	75 A		Drexel	49 62					

Non-Div I Games:

Quinnipiac

Loss, Non-Conf, S Site, H Home A Away N Neutral

Average RPI Win:	263	WON-LOST	WINNING	LAST 10	STRENGTH OF	OPP. STRENGTH	TEAM	ADJ.	CONF.	ADJ CONF.
Average RPI Loss:	163	RECORD	PCT. RANK	GAMES	SCHEDULE	OF SCHEDULE	RPI	RPI	RPI	RPI
DIV. I ONLY	9- 10	188	6- 4	262	275	229	229	26	26	
DIV. I NON-CONF.	2- 5	253	0- 1	110	134	210	210	28	28	
TOTALS	RPI 1-25	RPI 26-50	W-L RECORDS	RPI 51-100	RPI 101-150	RPI 150+				
9- 10	0- 0	0- 1	OVERALL	0- 1	0- 4	9- 4				
6- 3	0- 0	0- 0	HOME	0- 0	0- 2	6- 1				
3- 7	0- 0	0- 1	AWAY	0- 1	0- 2	3- 3				
0- 0	0- 0	0- 0	NEUTRAL	0- 0	0- 0	0- 0				
2- 5	0- 0	0- 1	NON-CONFERENCE	0- 1	0- 2	2- 1				
2- 0	0- 0	0- 0	HOME	0- 0	0- 0	2- 0				
0- 5	0- 0	0- 1	AWAY	0- 1	0- 2	0- 1				
0- 0	0- 0	0- 0	NEUTRAL	0- 0	0- 0	0- 0				
7- 5	0- 0	0- 0	CONFERENCE	0- 0	0- 2	7- 3				
4- 3	0- 0	0- 0	HOME	0- 0	0- 2	4- 1				
3- 2	0- 0	0- 0	AWAY	0- 0	0- 0	3- 2				
0- 0	0- 0	0- 0	NEUTRAL	0- 0	0- 0	0- 0				

RPI 1-25			RPI 26-50			RPI 51-100			RPI 101+			Team's RPI: 229
RPI	S	Opponent	Score	RPI	S	Opponent	Score	RPI	S	Opponent	Score	
				35	A	North Carolina St.	52 67	98	A	Virginia Tech	40 47	
								103	H	Liberty	43 49	
								105	A	Youngstown St.	53 54	
								140	H	UNC Asheville	46 54	
								141	A	Xavier	56 63	
								169	H	Davidson	79 68	
								185	H	George Mason	66 63	
								203	A	Presbyterian	64 53	
								216	A	Gardner-Webb	50 54	
								238	A	High Point	66 71	
								238	H	High Point	54 56	
								282	H	Campbell	62 59	
								295	H	Charleston So.	55 40	
								301	A	Longwood	79 67	
								308	A	Coastal Caro.	49 36	
								308	H	Coastal Caro.	61 45	
								312	A	Wofford	70 79	
								313	H	Winthrop	66 44	
LAST 12 Division I GAMES:												
				308	A	Coastal Caro.	49 36					
				140	H	UNC Asheville	46 54					
				238	H	High Point	54 56					
				216	A	Gardner-Webb	50 54					
				295	H	Charleston So.	55 40					
				301	A	Longwood	79 67					
				282	H	Campbell	62 59					
				313	H	Winthrop	66 44					
				203	A	Presbyterian	64 53					
				103	H	Liberty	43 49					
				308	H	Coastal Caro.	61 45					
				98	A	Virginia Tech	40 47					

Non-Div I Games: Concord 92 36 Lees-McRae 84 39

Radford

Loss, Non-Conf, S Site, H Home A Away N Neutral

Rhode Island

Through Games Of Feb. 5, 2016

Average RPI Win:	252	WON-LOST	WINNING	LAST 10	STRENGTH OF	OPP. STRENGTH	TEAM	ADJ.	CONF.	ADJ CONF.
Average RPI Loss:	101	RECORD	PCT. RANK	GAMES	SCHEDULE	OF SCHEDULE	RPI	RPI	RPI	RPI
DIV. I ONLY	11- 10	161	5- 5	240	136	193	193	7	7	
DIV. I NON-CONF.	6- 6	160	1- 2	280	206	224	224	8	8	
TOTALS	RPI 1-25	RPI 26-50	W-L RECORDS	RPI 51-100	RPI 101-150	RPI 150+				
11- 10	0- 1	0- 4	OVERALL	0- 0	1- 1	10- 4				
5- 5	0- 1	0- 3	HOME	0- 0	1- 0	4- 1				
6- 4	0- 0	0- 1	AWAY	0- 0	0- 1	6- 2				
0- 1	0- 0	0- 0	NEUTRAL	0- 0	0- 0	0- 1				
6- 6	0- 0	0- 2	NON-CONFERENCE	0- 0	1- 1	5- 3				
3- 3	0- 0	0- 2	HOME	0- 0	1- 0	2- 1				
3- 2	0- 0	0- 0	AWAY	0- 0	0- 1	3- 1				
0- 1	0- 0	0- 0	NEUTRAL	0- 0	0- 0	0- 1				
5- 4	0- 1	0- 2	CONFERENCE	0- 0	0- 0	5- 1				
2- 2	0- 1	0- 1	HOME	0- 0	0- 0	2- 0				
3- 2	0- 0	0- 1	AWAY	0- 0	0- 0	3- 1				
0- 0	0- 0	0- 0	NEUTRAL	0- 0	0- 0	0- 0				

RPI 1-25				RPI 26-50				RPI 51-100				RPI 101+ Team's RPI: 193			
RPI	S	Opponent	Score	RPI	S	Opponent	Score	RPI	S	Opponent	Score	RPI	S	Opponent	Score
24	H	Duquesne	70 79	28	H	Syracuse	54 57					135	A	Marshall	62 72
				33	H	St. Bonaventure	56 69					139	H	Harvard	56 52
				37	A	George Washington	52 68					155	N	Hampton	54 59
				46	H	Albany (NY)	58 67					157	A	Fordham	42 50
												161	A	Brown	63 67
												169	H	Davidson	78 62
												208	A	Richmond	57 50
												223	H	Columbia	57 56
												226	A	Massachusetts	80 79
												235	H	Providence	55 64
												266	A	Dartmouth	57 41
												281	A	La Salle	72 61
												281	H	La Salle	62 52
												310	A	FIU	68 50
												323	H	UMass Lowell	72 64
												346	A	Boston U.	57 41
LAST 12 Division I GAMES:															
281	H	La Salle	62 52	208	A	Richmond	57 50								
157	A	Fordham	42 50	37	A	George Washington	52 68								
226	A	Massachusetts	80 79	33	H	St. Bonaventure	56 69								
169	H	Davidson	78 62	155	N	Hampton	54 59								
281	A	La Salle	72 61	310	A	FIU	68 50								
24	H	Duquesne	70 79	235	H	Providence	55 64								

Non-Div I Games:

Rhode Island

■ Loss,
■ Non-Conf,
■ S Site,
■ H Home
■ A Away
N Neutral

Average RPI Win:	217	WON-LOST	WINNING	LAST 10	STRENGTH OF	OPP. STRENGTH	TEAM	ADJ.	CONF.	ADJ CONF.
Average RPI Loss:	137	RECORD	PCT. RANK	GAMES	SCHEDULE	OF SCHEDULE	RPI	RPI	RPI	RPI
DIV. I ONLY	4- 16	309	3- 7	75	157	239	239	11	11	
DIV. I NON-CONF.	1- 10	330	0- 3	112	178	273	273	10	10	
TOTALS	RPI 1-25	RPI 26-50	W-L RECORDS	RPI 51-100	RPI 101-150	RPI 150+				
4- 16	0- 3	0- 1	OVERALL	0- 2	0- 3	4- 7				
2- 8	0- 1	0- 1	HOME	0- 1	0- 2	2- 3				
2- 8	0- 2	0- 0	AWAY	0- 1	0- 1	2- 4				
0- 0	0- 0	0- 0	NEUTRAL	0- 0	0- 0	0- 0				
1- 10	0- 3	0- 0	NON-CONFERENCE	0- 0	0- 2	1- 5				
0- 5	0- 1	0- 0	HOME	0- 0	0- 2	0- 2				
1- 5	0- 2	0- 0	AWAY	0- 0	0- 0	1- 3				
0- 0	0- 0	0- 0	NEUTRAL	0- 0	0- 0	0- 0				
3- 6	0- 0	0- 1	CONFERENCE	0- 2	0- 1	3- 2				
2- 3	0- 0	0- 1	HOME	0- 1	0- 0	2- 1				
1- 3	0- 0	0- 0	AWAY	0- 1	0- 1	1- 1				
0- 0	0- 0	0- 0	NEUTRAL	0- 0	0- 0	0- 0				

RPI 1-25				RPI 26-50				RPI 51-100				RPI 101+ Team's RPI: 239			
RPI	S	Opponent	Score	RPI	S	Opponent	Score	RPI	S	Opponent	Score	RPI	S	Opponent	Score
3	A	Baylor	38 89	34	H	UTEP	54 60	54	A	Western Ky.	49 52	135	A	Marshall	52 81
8	H	Texas	47 70					72	H	Middle Tenn.	60 61	139	H	Harvard	61 67
17	A	Kentucky	39 72									146	H	Loyola Chicago	50 57
												154	A	McNeese St.	53 61
												170	A	Louisiana Tech	61 63
												184	H	UAB	55 64
												197	A	North Texas	79 73
												197	H	North Texas	100 97
												231	H	UTSA	49 48
												241	H	Houston	59 62
												242	A	Sam Houston St.	58 46
												252	A	Stephen F. Austin	45 59
												256	H	Texas Southern	66 69
												333	A	A&M-Corpus Christi	55 60
LAST 12 Division I GAMES:															
170	A	Louisiana Tech	61 63	197	H	North Texas	100 97	231	H	UTSA	49 48				
197	A	North Texas	79 73	34	H	UTEP	54 60	146	H	Loyola Chicago	50 57				
72	H	Middle Tenn.	60 61	256	H	Texas Southern	66 69	252	A	Stephen F. Austin	45 59				
184	H	UAB	55 64												
135	A	Marshall	52 81												
54	A	Western Ky.	49 52												

Non-Div I Games:

Rice

■ Loss,
■ Non-Conf,
■ S Site,
■ H Home
■ A Away
N Neutral

Average RPI Win:	242	WON-LOST	WINNING	LAST 10	STRENGTH OF	OPP. STRENGTH	TEAM	ADJ.	CONF.	ADJ CONF.
Average RPI Loss:	106	RECORD	PCT. RANK	GAMES	SCHEDULE	OF SCHEDULE	RPI	RPI	RPI	RPI
DIV. I ONLY	9- 13	228	2- 8	192	93	208	208	7	7	
DIV. I NON-CONF.	7- 6	156	1- 2	289	131	211	211	8	8	
TOTALS	RPI 1-25	RPI 26-50	W-L RECORDS	RPI 51-100	RPI 101-150	RPI 150+				
9- 13	0- 1	0- 2	OVERALL	0- 6	0- 1	9- 3				
4- 5	0- 1	0- 1	HOME	0- 1	0- 0	4- 2				
3- 7	0- 0	0- 1	AWAY	0- 4	0- 1	3- 1				
2- 1	0- 0	0- 0	NEUTRAL	0- 1	0- 0	2- 0				
7- 6	0- 0	0- 0	NON-CONFERENCE	0- 3	0- 1	7- 2				
4- 2	0- 0	0- 0	HOME	0- 1	0- 0	4- 1				
1- 3	0- 0	0- 0	AWAY	0- 1	0- 1	1- 1				
2- 1	0- 0	0- 0	NEUTRAL	0- 1	0- 0	2- 0				
2- 7	0- 1	0- 2	CONFERENCE	0- 3	0- 0	2- 1				
0- 3	0- 1	0- 1	HOME	0- 0	0- 0	0- 1				
2- 4	0- 0	0- 1	AWAY	0- 3	0- 0	2- 0				
0- 0	0- 0	0- 0	NEUTRAL	0- 0	0- 0	0- 0				

RPI	S	Opponent	Score	RPI	S	Opponent	Score	RPI	S	Opponent	Score	RPI	S	Opponent	Score	Team's RPI: 208
24	H	Duquesne	44 65	33	A	St. Bonaventure	43 66	55	H	James Madison	47 73	132	A	Wake Forest	33 43	
				50	H	Dayton	48 60	82	N	Marquette	80 98	164	H	Old Dominion	62 57	
								85	A	Saint Louis	48 73	191	H	William & Mary	56 50	
								87	A	Virginia	51 71	193	H	Rhode Island	50 57	
								88	A	Saint Joseph's	53 64	211	H	Eastern Ky.	81 62	
								95	A	VCU	42 53	218	H	Furman	62 69	
												226	A	Massachusetts	74 68	
												235	A	Providence	57 50	
												240	A	Appalachian St.	59 73	
												255	H	UNCW	63 53	
												281	A	La Salle	60 43	
												284	N	Wichita St.	63 50	
												330	N	Lafayette	54 46	
LAST 12 Division I GAMES:																
85	A	Saint Louis	48 73	193	H	Rhode Island	50 57									
33	A	St. Bonaventure	43 66	50	H	Dayton	48 60									
24	H	Duquesne	44 65	281	A	La Salle	60 43									
95	A	VCU	42 53	87	A	Virginia	51 71									
226	A	Massachusetts	74 68	330	N	Lafayette	54 46									
88	A	Saint Joseph's	53 64	132	A	Wake Forest	33 43									

Non-Div I Games:

Richmond

■ Loss,
 ■ Non-Conf,
 ■ S Site,
 ■ H Home
 ■ A Away
 N Neutral

Average RPI Win:	267	WON-LOST	WINNING	LAST 10	STRENGTH OF	OPP. STRENGTH	TEAM	ADJ.	CONF.	ADJ CONF.
Average RPI Loss:	175	RECORD	PCT. RANK	GAMES	SCHEDULE	OF SCHEDULE	RPI	RPI	RPI	RPI
DIV. I ONLY	4- 17	313	1- 9	155	313	297	297	23	23	
DIV. I NON-CONF.	3- 6	234	0- 2	97	334	205	205	24	24	
TOTALS	RPI 1-25	RPI 26-50	W-L RECORDS	RPI 51-100	RPI 101-150	RPI 150+				
4- 17	0- 0	0- 0	OVERALL	0- 3	0- 3	4- 11				
3- 7	0- 0	0- 0	HOME	0- 1	0- 0	3- 6				
1- 8	0- 0	0- 0	AWAY	0- 1	0- 3	1- 4				
0- 2	0- 0	0- 0	NEUTRAL	0- 1	0- 0	0- 1				
3- 6	0- 0	0- 0	NON-CONFERENCE	0- 3	0- 1	3- 2				
2- 1	0- 0	0- 0	HOME	0- 1	0- 0	2- 0				
1- 3	0- 0	0- 0	AWAY	0- 1	0- 1	1- 1				
0- 2	0- 0	0- 0	NEUTRAL	0- 1	0- 0	0- 1				
1- 11	0- 0	0- 0	CONFERENCE	0- 0	0- 2	1- 9				
1- 6	0- 0	0- 0	HOME	0- 0	0- 0	1- 6				
0- 5	0- 0	0- 0	AWAY	0- 0	0- 2	0- 3				
0- 0	0- 0	0- 0	NEUTRAL	0- 0	0- 0	0- 0				

RPI S	Opponent	Score	RPI S	Opponent	Score	RPI S	Opponent	Score	RPI S	Opponent	Score	Team's RPI: 297
						51 H	Princeton	59 78	111 A	Quinnipiac	51 64	
						76 A	Army West Point	42 57	119 A	Iona	46 59	
						83 N	Central Mich.	58 76	145 A	Pittsburgh	44 75	
									175 A	Marist	54 66	
									175 H	Marist	56 74	
									180 A	UMBC	53 58	
									180 N	UMBC	58 67	
									202 H	Canisius	64 73	
									210 H	Lehigh	61 60	
									222 A	Siena	45 66	
									222 H	Siena	70 58	
									224 A	Fairfield	56 63	
									224 H	Fairfield	39 55	
									237 H	Manhattan	70 74	
									287 H	Niagara	57 67	
									290 H	Towson	78 72	
									291 H	Monmouth	75 87	
									345 A	St. Francis Brooklyn	71 59	
LAST 12 Division I GAMES:												
175 H	Marist	56 74	287 H	Niagara	57 67							
224 A	Fairfield	56 63	222 A	Siena	45 66							
237 H	Manhattan	70 74	111 A	Quinnipiac	51 64							
291 H	Monmouth	75 87	175 A	Marist	54 66							
222 H	Siena	70 58	180 N	UMBC	58 67							
224 H	Fairfield	39 55	83 N	Central Mich.	58 76							

Non-Div I Games:

Rider

Average RPI Win:	293	WON-LOST	WINNING	LAST 10	STRENGTH OF	OPP. STRENGTH	TEAM	ADJ.	CONF.	ADJ CONF.
Average RPI Loss:	165	RECORD	PCT. RANK	GAMES	SCHEDULE	OF SCHEDULE	RPI	RPI	RPI	RPI
DIV. I ONLY	11- 9	143	6- 4	312	321	204	204	31	31	
DIV. I NON-CONF.	5- 5	160	2- 0	182	148	140	140	32	32	
TOTALS	RPI 1-25	RPI 26-50	W-L RECORDS	RPI 51-100	RPI 101-150	RPI 150+				
11- 9	0- 1	0- 1	OVERALL	0- 1	0- 2	11- 4				
5- 2	0- 0	0- 0	HOME	0- 0	0- 1	5- 1				
6- 7	0- 0	0- 0	AWAY	0- 0	0- 0	6- 0				
0- 0	0- 0	0- 0	NEUTRAL	0- 0	0- 0	0- 0				
5- 5	0- 1	0- 1	NON-CONFERENCE	0- 1	0- 2	5- 0				
2- 1	0- 0	0- 0	HOME	0- 0	0- 1	2- 0				
3- 4	0- 1	0- 1	AWAY	0- 1	0- 1	3- 0				
0- 0	0- 0	0- 0	NEUTRAL	0- 0	0- 0	0- 0				
6- 4	0- 0	0- 0	CONFERENCE	0- 0	0- 0	6- 4				
3- 1	0- 0	0- 0	HOME	0- 0	0- 0	3- 1				
3- 3	0- 0	0- 0	AWAY	0- 0	0- 0	3- 3				
0- 0	0- 0	0- 0	NEUTRAL	0- 0	0- 0	0- 0				

RPI 1-25				RPI 26-50				RPI 51-100				RPI 101+ Team's RPI: 204			
RPI	S	Opponent	Score	RPI	S	Opponent	Score	RPI	S	Opponent	Score	RPI	S	Opponent	Score
21	A	Florida	52 79	45	A	Iowa	50 69	84	A	Charlotte	73 94	105	A	Youngstown St.	46 55
												149	H	Northern Ky.	70 72
												189	H	Delaware	53 50
												206	A	Bryant	65 71
												244	H	Morgan St.	76 44
												259	H	Sacred Heart	78 63
												274	A	Saint Francis (PA)	54 62
												279	A	Ga. Southern	64 49
												281	A	La Salle	76 45
												285	A	Central Conn. St.	39 48
												291	A	Monmouth	60 47
												315	H	Fairleigh Dickinson	68 83
												324	A	LIU Brooklyn	52 49
												338	H	Wagner	64 44
												339	A	Mt. St. Mary's	74 67
												339	H	Mt. St. Mary's	61 56
												345	A	St. Francis Brooklyn	62 53
LAST 12 Division I GAMES:															
339	A	Mt. St. Mary's	74 67	324	A	LIU Brooklyn	52 49								
274	A	Saint Francis (PA)	54 62	345	A	St. Francis Brooklyn	62 53								
285	A	Central Conn. St.	39 48	338	H	Wagner	64 44								
206	A	Bryant	65 71	259	H	Sacred Heart	78 63								
339	H	Mt. St. Mary's	61 56	189	H	Delaware	53 50								
315	H	Fairleigh Dickinson	68 83	279	A	Ga. Southern	64 49								

Non-Div I Games: West Va. Wesleyan 124 59

Robert Morris

■ Loss,
 ■ Non-Conf,
 ■ S Site,
 ■ H Home
 ■ A Away
 N Neutral

Average RPI Win:	115	WON-LOST	WINNING	LAST 10	STRENGTH OF	OPP. STRENGTH	TEAM	ADJ.	CONF.	ADJ CONF.
Average RPI Loss:	36	RECORD	PCT. RANK	GAMES	SCHEDULE	OF SCHEDULE	RPI	RPI	RPI	RPI
DIV. I ONLY	13- 10	138	3- 7	10	13	48	48	4	4	
DIV. I NON-CONF.	9- 3	69	1- 0	22	9	19	19	4	4	
TOTALS	RPI 1-25	RPI 26-50	W-L RECORDS	RPI 51-100	RPI 101-150	RPI 150+				
13- 10	1- 5	0- 3	OVERALL	6- 2	3- 0	3- 0				
9- 2	0- 1	0- 1	HOME	3- 0	3- 0	3- 0				
1- 8	0- 4	0- 2	AWAY	1- 2	0- 0	0- 0				
3- 0	1- 0	0- 0	NEUTRAL	2- 0	0- 0	0- 0				
9- 3	1- 2	0- 1	NON-CONFERENCE	4- 0	3- 0	1- 0				
5- 1	0- 0	0- 1	HOME	1- 0	3- 0	1- 0				
1- 2	0- 2	0- 0	AWAY	1- 0	0- 0	0- 0				
3- 0	1- 0	0- 0	NEUTRAL	2- 0	0- 0	0- 0				
4- 7	0- 3	0- 2	CONFERENCE	2- 2	0- 0	2- 0				
4- 1	0- 1	0- 0	HOME	2- 0	0- 0	2- 0				
0- 6	0- 2	0- 2	AWAY	0- 2	0- 0	0- 0				
0- 0	0- 0	0- 0	NEUTRAL	0- 0	0- 0	0- 0				

RPI 1-25				RPI 26-50				RPI 51-100				RPI 101+			
RPI	S	Opponent	Score	RPI	S	Opponent	Score	RPI	S	Opponent	Score	RPI	S	Opponent	Score
6	A	Ohio St.	78 90	41	H	St. John's (NY)	62 69	64	A	Nebraska	54 65	115	H	LSU	69 57
6	H	Ohio St.	58 67	45	A	Iowa	65 69	64	H	Nebraska	66 56	119	H	Iona	58 33
12	A	Florida St.	43 65	49	A	Indiana	48 64	70	H	Temple	61 51	136	H	Arkansas	60 40
16	A	Michigan St.	48 59					81	N	Tulane	75 51	152	H	Illinois	67 54
19	A	Seton Hall	49 77					87	N	Virginia	60 48	158	H	Wisconsin	61 41
23	N	Green Bay	54 43					88	A	Saint Joseph's	78 65	296	H	Savannah St.	65 26
								100	A	Minnesota	72 85				
								100	H	Minnesota	66 55				
LAST 12 Division I GAMES:															
100	A	Minnesota	72 85	152	H	Illinois	67 54								
64	H	Nebraska	66 56	6	A	Ohio St.	78 90								
49	A	Indiana	48 64	158	H	Wisconsin	61 41								
6	H	Ohio St.	58 67	45	A	Iowa	65 69								
16	A	Michigan St.	48 59	100	H	Minnesota	66 55								
64	A	Nebraska	54 65	115	H	LSU	69 57								

Non-Div I Games:

Rutgers

■ Loss,
■ Non-Conf,
■ S Site,
■ H Home
■ A Away
N Neutral

Average RPI Win:	248	WON-LOST	WINNING	LAST 10	STRENGTH OF	OPP. STRENGTH	TEAM	ADJ.	CONF.	ADJ CONF.
Average RPI Loss:	147	RECORD	PCT. RANK	GAMES	SCHEDULE	OF SCHEDULE	RPI	RPI	RPI	RPI
DIV. I ONLY	14- 9	109	9- 1	233	270	143	143	24	24	
DIV. I NON-CONF.	5- 8	209	0- 2	131	264	182	182	23	23	
TOTALS	RPI 1-25	RPI 26-50	W-L RECORDS	RPI 51-100	RPI 101-150	RPI 150+				
14- 9	0- 1	0- 1	OVERALL	1- 1	1- 2	12- 4				
8- 1	0- 0	0- 0	HOME	1- 0	1- 1	6- 0				
6- 7	0- 1	0- 1	AWAY	0- 1	0- 1	6- 3				
0- 1	0- 0	0- 0	NEUTRAL	0- 0	0- 0	0- 1				
5- 8	0- 1	0- 1	NON-CONFERENCE	1- 1	0- 2	4- 3				
3- 1	0- 0	0- 0	HOME	1- 0	0- 1	2- 0				
2- 6	0- 1	0- 1	AWAY	0- 1	0- 1	2- 2				
0- 1	0- 0	0- 0	NEUTRAL	0- 0	0- 0	0- 1				
9- 1	0- 0	0- 0	CONFERENCE	0- 0	1- 0	8- 1				
5- 0	0- 0	0- 0	HOME	0- 0	1- 0	4- 0				
4- 1	0- 0	0- 0	AWAY	0- 0	0- 0	4- 1				
0- 0	0- 0	0- 0	NEUTRAL	0- 0	0- 0	0- 0				

RPI 1-25				RPI 26-50				RPI 51-100				RPI 101+ Team's RPI: 143			
RPI	S	Opponent	Score	RPI	S	Opponent	Score	RPI	S	Opponent	Score	RPI	S	Opponent	Score
15	A	Oklahoma St.	61 86	30	A	Missouri	46 75	83	A	Central Mich.	65 78	120	H	IUPUI	67 85
								85	H	Saint Louis	71 64	123	H	Belmont	73 60
												147	A	Southern Ill.	57 71
												180	H	Southeast Mo. St.	80 73
												201	A	Valparaiso	56 69
												211	H	Eastern Ky.	89 74
												228	A	Western Ill.	74 78
												248	A	Tennessee St.	61 73
												252	N	Stephen F. Austin	74 82
												253	A	Austin Peay	72 61
												261	H	Omaha	90 86
												264	H	Northern Ill.	93 67
												277	A	Tennessee Tech	83 68
												280	A	Jacksonville St.	62 57
												289	H	Morehead St.	90 81
												292	A	Murray St.	64 61
												307	A	UMKC	63 58
												309	A	Illinois St.	65 57
												342	H	Eastern Ill.	87 75
LAST 12 Division I GAMES:															
342	H	Eastern Ill.	87 75	248	A	Tennessee St.	61 73	123	H	Belmont	73 60				
253	A	Austin Peay	72 61	277	A	Tennessee Tech	83 68	280	A	Jacksonville St.	62 57				
292	A	Murray St.	64 61	83	A	Central Mich.	65 78								
180	H	Southeast Mo. St.	80 73	201	A	Valparaiso	56 69								
211	H	Eastern Ky.	89 74												
289	H	Morehead St.	90 81												

Non-Div I Games:

SIUE

■ Loss,
 ■ Non-Conf,
 ■ S Site,
 ■ H Home
 ■ A Away
 N Neutral

SMU				STRENGTH OF		OPP. STRENGTH	TEAM	ADJ.	CONF.	ADJ CONF.
Average RPI Win:	186	WON-LOST	WINNING	LAST 10	SCHEDULE	OF SCHEDULE	RPI	RPI	RPI	RPI
Average RPI Loss:	78	RECORD	PCT. RANK	GAMES						
DIV. I ONLY	9- 12	210	4- 6	73	47	150	150	8	8	
DIV. I NON-CONF.	5- 6	180	1- 1	141	28	190	190	7	7	

TOTALS	RPI 1-25	RPI 26-50	W-L RECORDS	RPI 51-100	RPI 101-150	RPI 150+				
9- 12	0- 3	0- 3	OVERALL	2- 3	1- 0	6- 3				
5- 6	0- 2	0- 1	HOME	1- 2	1- 0	3- 1				
2- 5	0- 1	0- 1	AWAY	0- 1	0- 0	2- 2				
2- 1	0- 0	0- 1	NEUTRAL	1- 0	0- 0	1- 0				
5- 6	0- 2	0- 1	NON-CONFERENCE	1- 1	0- 0	4- 2				
3- 3	0- 1	0- 0	HOME	0- 1	0- 0	3- 1				
0- 2	0- 1	0- 0	AWAY	0- 0	0- 0	0- 1				
2- 1	0- 0	0- 1	NEUTRAL	1- 0	0- 0	1- 0				
4- 6	0- 1	0- 2	CONFERENCE	1- 2	1- 0	2- 1				
2- 3	0- 1	0- 1	HOME	1- 1	1- 0	0- 0				
2- 3	0- 0	0- 1	AWAY	0- 1	0- 0	2- 1				
0- 0	0- 0	0- 0	NEUTRAL	0- 0	0- 0	0- 0				

RPI 1-25				RPI 26-50				RPI 51-100				RPI 101+ Team's RPI: 150			
RPI	S	Opponent	Score	RPI	S	Opponent	Score	RPI	S	Opponent	Score	RPI	S	Opponent	Score
4	H	UConn	37 90	29	N	Mississippi St.	70 72	70	A	Temple	35 55	125	H	Memphis	58 49
10	H	Arizona St.	57 64	40	A	South Fla.	56 83	70	H	Temple	69 67	167	H	New Mexico	58 63
18	A	Texas A&M	55 67	40	H	South Fla.	48 66	81	H	Tulane	42 54	176	H	Northwestern St.	74 36
								91	H	TCU	79 89	188	A	Tulsa	54 56
								99	N	Arizona	58 46	197	A	North Texas	57 60
												200	H	Kansas	73 64
												207	A	Cincinnati	73 55
												216	N	Gardner-Webb	69 61
												241	A	Houston	50 48
												341	H	Cal St. Fullerton	74 53
LAST 12 Division I GAMES:															
70	A	Temple	35 55	241	A	Houston	50 48								
40	H	South Fla.	48 66	40	A	South Fla.	56 83								
207	A	Cincinnati	73 55	70	H	Temple	69 67								
4	H	UConn	37 90	188	A	Tulsa	54 56								
81	H	Tulane	42 54	29	N	Mississippi St.	70 72								
125	H	Memphis	58 49	216	N	Gardner-Webb	69 61								

Non-Div I Games:

SMU

■ Loss,
 ■ Non-Conf,
 ■ S Site,
 ■ H Home
 ■ A Away
 N Neutral

Average RPI Win:	253	WON-LOST	WINNING	LAST 10	STRENGTH OF	OPP. STRENGTH	TEAM	ADJ.	CONF.	ADJ CONF.
Average RPI Loss:	134	RECORD	PCT. RANK	GAMES	SCHEDULE	OF SCHEDULE	RPI	RPI	RPI	RPI
DIV. I ONLY	7- 13	249	4- 6	127	239	213	213	18	18	
DIV. I NON-CONF.	3- 8	258	1- 2	115	154	208	208	19	19	
TOTALS	RPI 1-25	RPI 26-50	W-L RECORDS	RPI 51-100	RPI 101-150	RPI 150+				
7- 13	0- 1	0- 0	OVERALL	0- 2	0- 3	7- 7				
3- 6	0- 1	0- 0	HOME	0- 0	0- 2	3- 3				
4- 6	0- 0	0- 0	AWAY	0- 1	0- 1	4- 4				
0- 1	0- 0	0- 0	NEUTRAL	0- 1	0- 0	0- 0				
3- 8	0- 1	0- 0	NON-CONFERENCE	0- 2	0- 2	3- 3				
1- 3	0- 1	0- 0	HOME	0- 0	0- 1	1- 1				
2- 4	0- 0	0- 0	AWAY	0- 1	0- 1	2- 2				
0- 1	0- 0	0- 0	NEUTRAL	0- 1	0- 0	0- 0				
4- 5	0- 0	0- 0	CONFERENCE	0- 0	0- 1	4- 4				
2- 3	0- 0	0- 0	HOME	0- 0	0- 1	2- 2				
2- 2	0- 0	0- 0	AWAY	0- 0	0- 0	2- 2				
0- 0	0- 0	0- 0	NEUTRAL	0- 0	0- 0	0- 0				

RPI 1-25				RPI 26-50				RPI 51-100				RPI 101+ Team's RPI: 213			
RPI	S	Opponent	Score	RPI	S	Opponent	Score	RPI	S	Opponent	Score	RPI	S	Opponent	Score
9	H	UCLA	76 109					62	N	Villanova	54 78	102	A	New Mexico St.	77 80
								71	A	California	99 117	118	H	San Francisco	94 95
												130	H	Idaho	88 98
												156	H	Hawaii	72 74
												162	H	Montana St.	79 80
												167	A	New Mexico	71 84
												174	A	Weber St.	66 77
												177	A	Idaho St.	68 59
												178	H	Eastern Wash.	83 100
												195	A	Cal Poly	72 97
												196	A	UC Davis	92 77
												217	A	Montana	83 90
												217	H	Montana	83 75
												225	A	Utah St.	95 86
												318	A	Portland St.	126 78
												318	H	Portland St.	132 91
												321	H	UC Irvine	126 78
LAST 12 Division I GAMES:															
217	A	Montana	83 90	217	H	Montana	83 75								
178	H	Eastern Wash.	83 100	162	H	Montana St.	79 80								
130	H	Idaho	88 98	318	H	Portland St.	132 91								
318	A	Portland St.	126 78	195	A	Cal Poly	72 97								
174	A	Weber St.	66 77	321	H	UC Irvine	126 78								
177	A	Idaho St.	68 59	156	H	Hawaii	72 74								

Non-Div I Games:

Sacramento St.

■ Loss,
 ■ Non-Conf,
 ■ S Site,
 ■ H Home
 ■ A Away
 N Neutral

Sacred Heart

Through Games Of Feb. 5, 2016

Average RPI Win:	308	WON-LOST	WINNING	LAST 10	STRENGTH OF	OPP. STRENGTH	TEAM	ADJ.	CONF.	ADJ CONF.
Average RPI Loss:	172	RECORD	PCT. RANK	GAMES	SCHEDULE	OF SCHEDULE	RPI	RPI	RPI	RPI
DIV. I ONLY	10- 11	181	8- 2	325	331	259	259	31	31	
DIV. I NON-CONF.	2- 9	296	0- 2	254	224	315	315	32	32	
TOTALS	RPI 1-25	RPI 26-50	W-L RECORDS	RPI 51-100	RPI 101-150	RPI 150+				
10- 11	0- 0	0- 1	OVERALL	0- 1	0- 3	10- 6				
4- 4	0- 0	0- 0	HOME	0- 0	0- 1	4- 3				
5- 6	0- 0	0- 1	AWAY	0- 1	0- 1	5- 3				
1- 1	0- 0	0- 0	NEUTRAL	0- 0	0- 1	1- 0				
2- 9	0- 0	0- 1	NON-CONFERENCE	0- 1	0- 3	2- 4				
1- 3	0- 0	0- 0	HOME	0- 0	0- 1	1- 2				
0- 5	0- 0	0- 1	AWAY	0- 1	0- 1	0- 2				
1- 1	0- 0	0- 0	NEUTRAL	0- 0	0- 1	1- 0				
8- 2	0- 0	0- 0	CONFERENCE	0- 0	0- 0	8- 2				
3- 1	0- 0	0- 0	HOME	0- 0	0- 0	3- 1				
5- 1	0- 0	0- 0	AWAY	0- 0	0- 0	5- 1				
0- 0	0- 0	0- 0	NEUTRAL	0- 0	0- 0	0- 0				

RPI 1-25			RPI 26-50			RPI 51-100			RPI 101+ Team's RPI: 259		
RPI	S	Opponent	Score	RPI	S	Opponent	Score	RPI	S	Opponent	Score
				41	A	St. John's (NY)	54 67	70	A	Temple	62 92
								126	H	Buffalo	53 66
								128	N	La.-Lafayette	58 60
								137	A	Penn St.	46 83
								204	A	Robert Morris	63 78
								206	H	Bryant	59 61
								212	H	Binghamton	69 60
								215	H	Hartford	67 68
								224	A	Fairfield	50 61
								267	H	New Hampshire	69 81
								274	A	Saint Francis (PA)	81 77
								275	A	Vermont	51 53
								285	A	Central Conn. St.	61 57
								308	N	Coastal Caro.	71 62
								315	H	Fairleigh Dickinson	72 61
								324	A	LIU Brooklyn	62 53
								338	A	Wagner	77 73
								338	H	Wagner	73 62
								339	H	Mt. St. Mary's	61 58
								345	A	St. Francis Brooklyn	68 51
LAST 12 Division I GAMES:											
324	A	LIU Brooklyn	62 53	338	H	Wagner	73 62				
206	H	Bryant	59 61	315	H	Fairleigh Dickinson	72 61				
339	H	Mt. St. Mary's	61 58	274	A	Saint Francis (PA)	81 77				
338	A	Wagner	77 73	204	A	Robert Morris	63 78				
285	A	Central Conn. St.	61 57	126	H	Buffalo	53 66				
345	A	St. Francis Brooklyn	68 51	137	A	Penn St.	46 83				

Non-Div I Games:

Sacred Heart

■ Loss,
 ■ Non-Conf,
 ■ S Site,
 ■ Home
 ■ A Away
 N Neutral

Saint Francis (PA)

Through Games Of Feb. 5, 2016

Average RPI Win:	310	WON-LOST	WINNING	LAST 10	STRENGTH OF	OPP. STRENGTH	TEAM	ADJ.	CONF.	ADJ CONF.
Average RPI Loss:	185	RECORD	PCT. RANK	GAMES	SCHEDULE	OF SCHEDULE	RPI	RPI	RPI	RPI
DIV. I ONLY	7- 13	249	6- 4	267	335	274	274	31	31	
DIV. I NON-CONF.	1- 9	325	0- 2	121	210	297	297	32	32	
TOTALS	RPI 1-25	RPI 26-50	W-L RECORDS	RPI 51-100	RPI 101-150	RPI 150+				
7- 13	0- 1	0- 1	OVERALL	0- 0	0- 2	7- 9				
5- 2	0- 0	0- 0	HOME	0- 0	0- 1	5- 1				
2- 10	0- 1	0- 1	AWAY	0- 0	0- 1	2- 7				
0- 1	0- 0	0- 0	NEUTRAL	0- 0	0- 0	0- 1				
1- 9	0- 1	0- 1	NON-CONFERENCE	0- 0	0- 2	1- 5				
1- 1	0- 0	0- 0	HOME	0- 0	0- 1	1- 0				
0- 7	0- 1	0- 1	AWAY	0- 0	0- 1	0- 4				
0- 1	0- 0	0- 0	NEUTRAL	0- 0	0- 0	0- 1				
6- 4	0- 0	0- 0	CONFERENCE	0- 0	0- 0	6- 4				
4- 1	0- 0	0- 0	HOME	0- 0	0- 0	4- 1				
2- 3	0- 0	0- 0	AWAY	0- 0	0- 0	2- 3				
0- 0	0- 0	0- 0	NEUTRAL	0- 0	0- 0	0- 0				

RPI 1-25				RPI 26-50				RPI 51-100				RPI 101+ Team's RPI: 274			
RPI	S	Opponent	Score	RPI	S	Opponent	Score	RPI	S	Opponent	Score	RPI	S	Opponent	Score
21	A	Florida	65 122	32	A	Ohio	65 91					135	A	Marshall	73 81
												145	H	Pittsburgh	59 74
												165	A	Cornell	69 75
												202	A	Canisius	52 77
												204	H	Robert Morris	62 54
												206	A	Bryant	72 84
												207	A	Cincinnati	86 93
												211	N	Eastern Ky.	82 88
												223	A	Columbia	78 82
												259	H	Sacred Heart	77 81
												285	A	Central Conn. St.	51 66
												308	H	Coastal Caro.	106 74
												315	A	Fairleigh Dickinson	72 73
												315	H	Fairleigh Dickinson	87 67
												324	A	LIU Brooklyn	84 75
												338	H	Wagner	93 78
												339	H	Mt. St. Mary's	87 57
												345	A	St. Francis Brooklyn	83 76
LAST 12 Division I GAMES:															
315	A	Fairleigh Dickinson	72 73	345	A	St. Francis Brooklyn	83 76								
204	H	Robert Morris	62 54	324	A	LIU Brooklyn	84 75								
206	A	Bryant	72 84	259	H	Sacred Heart	77 81								
285	A	Central Conn. St.	51 66	338	H	Wagner	93 78								
315	H	Fairleigh Dickinson	87 67	211	N	Eastern Ky.	82 88								
339	H	Mt. St. Mary's	87 57	21	A	Florida	65 122								

Non-Div I Games: Pitt.-Johnstown 82 78

Saint Francis (PA)

■ Loss,
 ■ Non-Conf,
 ■ S Site,
 ■ Home
 ■ A Away
 N Neutral

Saint Joseph's

Through Games Of Feb. 5, 2016

Average RPI Win:	147	WON-LOST	WINNING	LAST 10	STRENGTH OF	OPP. STRENGTH	TEAM	ADJ.	CONF.	ADJ CONF.
Average RPI Loss:	63	RECORD	PCT. RANK	GAMES	SCHEDULE	OF SCHEDULE	RPI	RPI	RPI	RPI
DIV. I ONLY	10- 11	181	5- 5	8	77	88	88	7	7	
DIV. I NON-CONF.	6- 6	160	2- 1	3	54	54	54	8	8	
TOTALS	RPI 1-25	RPI 26-50	W-L RECORDS	RPI 51-100	RPI 101-150	RPI 150+				
10- 11	0- 2	1- 4	OVERALL	4- 3	0- 1	5- 1				
6- 7	0- 2	1- 3	HOME	2- 1	0- 1	3- 0				
4- 4	0- 0	0- 1	AWAY	2- 2	0- 0	2- 1				
0- 0	0- 0	0- 0	NEUTRAL	0- 0	0- 0	0- 0				
6- 6	0- 2	1- 1	NON-CONFERENCE	3- 2	0- 1	2- 0				
4- 4	0- 2	1- 1	HOME	2- 0	0- 1	1- 0				
2- 2	0- 0	0- 0	AWAY	1- 2	0- 0	1- 0				
0- 0	0- 0	0- 0	NEUTRAL	0- 0	0- 0	0- 0				
4- 5	0- 0	0- 3	CONFERENCE	1- 1	0- 0	3- 1				
2- 3	0- 0	0- 2	HOME	0- 1	0- 0	2- 0				
2- 2	0- 0	0- 1	AWAY	1- 0	0- 0	1- 1				
0- 0	0- 0	0- 0	NEUTRAL	0- 0	0- 0	0- 0				

RPI 1-25				RPI 26-50				RPI 51-100 Team's RPI: 88				RPI 101+			
RPI	S	Opponent	Score	RPI	S	Opponent	Score	RPI	S	Opponent	Score	RPI	S	Opponent	Score
1	H	Notre Dame	55 91	33	A	St. Bonaventure	51 65	62	A	Villanova	49 55	119	H	Iona	75 81
19	H	Seton Hall	54 66	37	H	George Washington	45 70	70	A	Temple	70 67	157	A	Fordham	40 47
				42	H	Penn	50 46	75	H	Drexel	53 46	180	H	UMBC	104 45
				48	H	Rutgers	65 78	77	A	Hofstra	62 75	208	H	Richmond	64 53
				50	H	Dayton	61 71	83	H	Central Mich.	76 66	210	A	Lehigh	63 62
								85	H	Saint Louis	66 77	226	A	Massachusetts	62 58
								95	A	VCU	66 63	281	H	La Salle	64 55
LAST 12 Division I GAMES:															
281	H	La Salle	64 55	95	A	VCU	66 63	226	A	Massachusetts	62 58	37	H	George Washington	45 70
33	A	St. Bonaventure	51 65	208	H	Richmond	64 53	1	H	Notre Dame	55 91	83	H	Central Mich.	76 66
50	H	Dayton	61 71	157	A	Fordham	40 47	180	H	UMBC	104 45	70	A	Temple	70 67
85	H	Saint Louis	66 77	281	H	La Salle	64 55	62	A	Villanova	49 55	119	H	Iona	75 81

Non-Div I Games:

Saint Joseph's

■ Loss,
 ■ Non-Conf,
 ■ S Site,
 ■ H Home
 ■ A Away
 N Neutral

Saint Louis

Through Games Of Feb. 5, 2016

Average RPI Win:	204	WON-LOST	WINNING	LAST 10	STRENGTH OF	OPP. STRENGTH	TEAM	ADJ.	CONF.	ADJ CONF.
Average RPI Loss:	101	RECORD	PCT. RANK	GAMES	SCHEDULE	OF SCHEDULE	RPI	RPI	RPI	RPI
DIV. I ONLY	17- 5	40	8- 2	243	125	85	85	7	7	
DIV. I NON-CONF.	9- 3	69	1- 1	266	267	102	102	8	8	
TOTALS	RPI 1-25	RPI 26-50	W-L RECORDS	RPI 51-100	RPI 101-150	RPI 150+				
17- 5	0- 0	1- 1	OVERALL	2- 2	2- 1	12- 1				
8- 1	0- 0	1- 0	HOME	0- 0	0- 0	7- 1				
8- 4	0- 0	0- 1	AWAY	2- 2	2- 1	4- 0				
1- 0	0- 0	0- 0	NEUTRAL	0- 0	0- 0	1- 0				
9- 3	0- 0	0- 0	NON-CONFERENCE	0- 2	2- 1	7- 0				
4- 0	0- 0	0- 0	HOME	0- 0	0- 0	4- 0				
4- 3	0- 0	0- 0	AWAY	0- 2	2- 1	2- 0				
1- 0	0- 0	0- 0	NEUTRAL	0- 0	0- 0	1- 0				
8- 2	0- 0	1- 1	CONFERENCE	2- 0	0- 0	5- 1				
4- 1	0- 0	1- 0	HOME	0- 0	0- 0	3- 1				
4- 1	0- 0	0- 1	AWAY	2- 0	0- 0	2- 0				
0- 0	0- 0	0- 0	NEUTRAL	0- 0	0- 0	0- 0				

RPI 1-25				RPI 26-50				RPI 51-100				Team's RPI: 85	RPI 101+			
RPI	S	Opponent	Score	RPI	S	Opponent	Score	RPI	S	Opponent	Score		RPI	S	Opponent	Score
				37	A	George Washington	80 89	58	A	Ball St.	70 79		125	A	Memphis	63 57
				50	H	Dayton	70 56	81	A	Tulane	58 66		129	A	Mercer	68 60
								88	A	Saint Joseph's	77 66		143	A	SIUE	64 71
								95	A	VCU	77 72		169	A	Davidson	79 50
													180	H	Southeast Mo. St.	67 52
													185	A	George Mason	61 50
													185	H	George Mason	63 73
													188	H	Tulsa	82 73
													208	H	Richmond	73 48
													226	H	Massachusetts	69 49
													254	A	Indiana St.	62 52
													281	H	La Salle	79 70
													304	H	Bradley	75 58
													306	N	Cleveland St.	76 65
													342	H	Eastern Ill.	78 47
													344	A	Alabama A&M	91 60
LAST 12 Division I GAMES:																
				208	H	Richmond	73 48	226	H	Massachusetts	69 49					
				37	A	George Washington	80 89	169	A	Davidson	79 50					
				185	A	George Mason	61 50	95	A	VCU	77 72					
				281	H	La Salle	79 70	185	H	George Mason	63 73					
				88	A	Saint Joseph's	77 66	304	H	Bradley	75 58					
				50	H	Dayton	70 56	58	A	Ball St.	70 79					

Non-Div I Games: Mo.-St. Louis 67 31

Saint Louis

■ Loss,
 ■ Non-Conf,
 ■ S Site,
 ■ Home
 ■ A Away
 N Neutral

Saint Peter's

Through Games Of Feb. 5, 2016

Average RPI Win:	255	WON-LOST	WINNING	LAST 10	STRENGTH OF	OPP. STRENGTH	TEAM	ADJ.	CONF.	ADJ CONF.
Average RPI Loss:	195	RECORD	PCT. RANK	GAMES	SCHEDULE	OF SCHEDULE	RPI	RPI	RPI	RPI
DIV. I ONLY	4- 18	319	2- 8	220	317	331	331	23	23	
DIV. I NON-CONF.	2- 7	280	1- 0	151	340	295	295	24	24	
TOTALS	RPI 1-25	RPI 26-50	W-L RECORDS	RPI 51-100	RPI 101-150	RPI 150+				
4- 18	0- 2	0- 0	OVERALL	0- 0	0- 3	4- 13				
4- 8	0- 1	0- 0	HOME	0- 0	0- 2	4- 5				
0- 10	0- 0	0- 0	AWAY	0- 0	0- 1	0- 0				
0- 0	0- 0	0- 0	NEUTRAL	0- 0	0- 0	0- 0				
2- 7	0- 2	0- 0	NON-CONFERENCE	0- 0	0- 1	2- 4				
2- 3	0- 1	0- 0	HOME	0- 0	0- 1	2- 1				
0- 4	0- 1	0- 0	AWAY	0- 0	0- 0	0- 3				
0- 0	0- 0	0- 0	NEUTRAL	0- 0	0- 0	0- 0				
2- 11	0- 0	0- 0	CONFERENCE	0- 0	0- 2	2- 9				
2- 5	0- 0	0- 0	HOME	0- 0	0- 1	2- 4				
0- 6	0- 0	0- 0	AWAY	0- 0	0- 1	0- 5				
0- 0	0- 0	0- 0	NEUTRAL	0- 0	0- 0	0- 0				

RPI 1-25				RPI 26-50				RPI 51-100				RPI 101+ Team's RPI: 331			
RPI	S	Opponent	Score	RPI	S	Opponent	Score	RPI	S	Opponent	Score	RPI	S	Opponent	Score
19	A	Seton Hall	65 81									110	H	Stony Brook	35 69
24	H	Duquesne	38 63									111	A	Quinnipiac	49 66
												119	H	Iona	51 65
												161	H	Brown	79 67
												175	A	Marist	46 69
												175	H	Marist	55 74
												202	A	Canisius	42 54
												202	H	Canisius	53 60
												210	A	Lehigh	42 74
												222	A	Siena	58 59
												222	H	Siena	55 64
												224	H	Fairfield	56 46
												237	A	Manhattan	47 64
												268	H	Navy	39 50
												287	A	Niagara	46 51
												287	H	Niagara	48 52
												291	H	Monmouth	67 62
												315	A	Fairleigh Dickinson	52 73
												330	A	Lafayette	69 72
												345	H	St. Francis Brooklyn	44 40
LAST 12 Division I GAMES:															
175	H	Marist	55 74	202	A	Canisius	42 54								
111	A	Quinnipiac	49 66	224	H	Fairfield	56 46								
222	H	Siena	55 64	287	H	Niagara	48 52								
175	A	Marist	46 69	291	H	Monmouth	67 62								
237	A	Manhattan	47 64	119	H	Iona	51 65								
287	A	Niagara	46 51	161	H	Brown	79 67								

Non-Div I Games:

Saint Peter's

■ Loss,
 ■ Non-Conf,
 ■ S Site,
 ■ H Home
 ■ A Away
 N Neutral

Average RPI Win:	304	WON-LOST	WINNING	LAST 10	STRENGTH OF	OPP. STRENGTH	TEAM	ADJ.	CONF.	ADJ CONF.
Average RPI Loss:	144	RECORD	PCT. RANK	GAMES	SCHEDULE	OF SCHEDULE	RPI	RPI	RPI	RPI
DIV. I ONLY	6- 12	256	4- 6	248	203	242	242	27	27	
DIV. I NON-CONF.	2- 6	272	0- 2	88	69	165	165	26	26	
TOTALS	RPI 1-25	RPI 26-50	W-L RECORDS	RPI 51-100	RPI 101-150	RPI 150+				
6- 12	0- 2	0- 1	OVERALL	0- 2	0- 1	6- 6				
2- 3	0- 0	0- 0	HOME	0- 1	0- 0	2- 2				
4- 8	0- 1	0- 1	AWAY	0- 1	0- 1	4- 4				
0- 1	0- 1	0- 0	NEUTRAL	0- 0	0- 0	0- 0				
2- 6	0- 2	0- 1	NON-CONFERENCE	0- 1	0- 1	2- 1				
0- 1	0- 0	0- 0	HOME	0- 0	0- 0	0- 1				
2- 4	0- 1	0- 1	AWAY	0- 1	0- 1	2- 0				
0- 1	0- 1	0- 0	NEUTRAL	0- 0	0- 0	0- 0				
4- 6	0- 0	0- 0	CONFERENCE	0- 1	0- 0	4- 5				
2- 2	0- 0	0- 0	HOME	0- 1	0- 0	2- 1				
2- 4	0- 0	0- 0	AWAY	0- 0	0- 0	2- 4				
0- 0	0- 0	0- 0	NEUTRAL	0- 0	0- 0	0- 0				

RPI 1-25				RPI 26-50				RPI 51-100				RPI 101+ Team's RPI: 242			
RPI	S	Opponent	Score	RPI	S	Opponent	Score	RPI	S	Opponent	Score	RPI	S	Opponent	Score
8	A	Texas	49 83	47	A	Kansas St.	50 78	59	H	Abilene Christian	76 87	136	A	Arkansas	47 67
12	N	Florida St.	37 94					91	A	TCU	59 85	154	A	McNeese St.	79 82
												176	A	Northwestern St.	49 69
												230	A	Houston Baptist	63 67
												239	H	Rice	46 58
												252	A	Stephen F. Austin	63 70
												256	A	Texas Southern	53 51
												272	A	Lamar	78 76
												314	H	Southeastern La.	80 56
												316	A	Incarinate Word	65 60
												322	H	Nicholls St.	63 67
												324	A	LIU Brooklyn	63 56
												340	H	New Orleans	64 52
LAST 12 Division I GAMES:															
230	A	Houston Baptist	63 67	340	H	New Orleans	64 52								
272	A	Lamar	78 76	314	H	Southeastern La.	80 56								
252	A	Stephen F. Austin	63 70	176	A	Northwestern St.	49 69								
59	H	Abilene Christian	76 87	316	A	Incarinate Word	65 60								
154	A	McNeese St.	79 82	8	A	Texas	49 83								
322	H	Nicholls St.	63 67	47	A	Kansas St.	50 78								

Non-Div I Games: LSU-Alexandria 85 50 Our Lady Of The Lak67 56

Sam Houston St.

Loss, Non-Conf, S Site, H Home A Away N Neutral

Average RPI Win:	244	WON-LOST	WINNING	LAST 10	STRENGTH OF	OPP. STRENGTH	TEAM	ADJ.	CONF.	ADJ CONF.
Average RPI Loss:	105	RECORD	PCT. RANK	GAMES	SCHEDULE	OF SCHEDULE	RPI	RPI	RPI	RPI
DIV. I ONLY	13- 8	106	8- 2	229	194	122	122	17	17	
DIV. I NON-CONF.	6- 7	176	2- 2	216	197	152	152	16	16	
TOTALS	RPI 1-25	RPI 26-50	W-L RECORDS	RPI 51-100	RPI 101-150	RPI 150+				
13- 8	0- 0	0- 2	OVERALL	1- 2	1- 3	11- 1				
4- 2	0- 0	0- 0	HOME	1- 0	0- 2	3- 0				
8- 6	0- 0	0- 2	AWAY	0- 2	1- 1	7- 1				
1- 0	0- 0	0- 0	NEUTRAL	0- 0	0- 0	1- 0				
6- 7	0- 0	0- 2	NON-CONFERENCE	0- 2	1- 2	5- 1				
1- 1	0- 0	0- 0	HOME	0- 0	0- 1	1- 0				
4- 6	0- 0	0- 2	AWAY	0- 2	1- 1	3- 1				
1- 0	0- 0	0- 0	NEUTRAL	0- 0	0- 0	1- 0				
7- 1	0- 0	0- 0	CONFERENCE	1- 0	0- 1	6- 0				
3- 1	0- 0	0- 0	HOME	1- 0	0- 1	2- 0				
4- 0	0- 0	0- 0	AWAY	0- 0	0- 0	4- 0				
0- 0	0- 0	0- 0	NEUTRAL	0- 0	0- 0	0- 0				

RPI 1-25				RPI 26-50				RPI 51-100				RPI 101+ Team's RPI: 122			
RPI	S	Opponent	Score	RPI	S	Opponent	Score	RPI	S	Opponent	Score	RPI	S	Opponent	Score
				29	A	Mississippi St.	47 68	57	H	Chattanooga	48 43	115	A	LSU	47 44
				49	A	Indiana	56 65	79	A	Georgia Tech	55 66	129	H	Mercer	60 63
								97	A	UT Martin	50 52	134	A	Southern Miss.	48 56
												139	H	Harvard	54 60
												153	H	ETSU	55 47
												184	A	UAB	41 61
												205	H	Troy	73 69
												218	A	Furman	58 45
												280	A	Jacksonville St.	50 39
												288	A	UNCG	57 52
												288	H	UNCG	80 49
												294	A	Alabama St.	54 35
												299	A	Western Caro.	59 42
												312	A	Wofford	58 39
												322	N	Nicholls St.	45 43
												344	A	Alabama A&M	54 30
LAST 12 Division I GAMES:															
				288	H	UNCG	80 49	288	A	UNCG	57 52				
				312	A	Wofford	58 39	299	A	Western Caro.	59 42				
				218	A	Furman	58 45	139	H	Harvard	54 60				
				57	H	Chattanooga	48 43	115	A	LSU	47 44				
				153	H	ETSU	55 47	184	A	UAB	41 61				
				129	H	Mercer	60 63	294	A	Alabama St.	54 35				

Non-Div I Games: AUM 82 32 Shorter 53 33

Samford

Loss, Non-Conf, S Site, H Home A Away N Neutral

Average RPI Win:	193	WON-LOST	WINNING	LAST 10	STRENGTH OF	OPP. STRENGTH	TEAM	ADJ.	CONF.	ADJ CONF.
Average RPI Loss:	50	RECORD	PCT. RANK	GAMES	SCHEDULE	OF SCHEDULE	RPI	RPI	RPI	RPI
DIV. I ONLY	19- 3	12	8- 2	226	94	68	68	9	9	
DIV. I NON-CONF.	9- 1	22	0- 0	315	129	111	111	9	9	
TOTALS	RPI 1-25	RPI 26-50	W-L RECORDS	RPI 51-100	RPI 101-150	RPI 150+				
19- 3	1- 0	0- 2	OVERALL	3- 1	4- 0	11- 0				
10- 2	1- 0	0- 1	HOME	2- 1	2- 0	5- 0				
9- 1	0- 0	0- 1	AWAY	1- 0	2- 0	6- 0				
0- 0	0- 0	0- 0	NEUTRAL	0- 0	0- 0	0- 0				
9- 1	0- 0	0- 0	NON-CONFERENCE	1- 1	2- 0	6- 0				
4- 1	0- 0	0- 0	HOME	1- 1	1- 0	2- 0				
5- 0	0- 0	0- 0	AWAY	0- 0	1- 0	4- 0				
0- 0	0- 0	0- 0	NEUTRAL	0- 0	0- 0	0- 0				
10- 2	1- 0	0- 2	CONFERENCE	2- 0	2- 0	5- 0				
6- 1	1- 0	0- 1	HOME	1- 0	1- 0	3- 0				
4- 1	0- 0	0- 1	AWAY	1- 0	1- 0	2- 0				
0- 0	0- 0	0- 0	NEUTRAL	0- 0	0- 0	0- 0				

RPI	S	Opponent	Score	RPI	S	Opponent	Score	RPI	S	Opponent	Score	RPI	S	Opponent	Score
20	H	BYU	78 65	44	A	St. Mary's (CA)	60 68	63	H	Washington St.	72 78	109	H	Akron	86 65
				44	H	St. Mary's (CA)	68 73	65	A	Santa Clara	70 58	118	A	San Francisco	67 58
								89	H	Gonzaga	63 54	138	A	Fresno St.	72 68
								99	H	Arizona	59 54	142	H	Pacific	69 56
												162	A	Montana St.	62 49
												201	H	Valparaiso	76 60
												247	A	Loyola Marymount	75 67
												247	H	Loyola Marymount	82 58
												265	A	Pepperdine	70 54
												265	H	Pepperdine	74 55
												273	H	Portland	71 43
												276	A	San Diego St.	60 53
												283	H	CSUN	86 64
												319	A	Nevada	84 47
												341	A	Cal St. Fullerton	53 44
LAST 12 Division I GAMES:															
44	A	St. Mary's (CA)	60 68	273	H	Portland	71 43								
247	A	Loyola Marymount	75 67	65	A	Santa Clara	70 58								
265	A	Pepperdine	70 54	118	A	San Francisco	67 58								
247	H	Loyola Marymount	82 58	44	H	St. Mary's (CA)	68 73								
265	H	Pepperdine	74 55	142	H	Pacific	69 56								
89	H	Gonzaga	63 54	20	H	BYU	78 65								

Non-Div I Games: Hope Int'l 90 52

San Diego

Average RPI Win:	271	WON-LOST	WINNING	LAST 10	STRENGTH OF	OPP. STRENGTH	TEAM	ADJ.	CONF.	ADJ CONF.
Average RPI Loss:	152	RECORD	PCT. RANK	GAMES	SCHEDULE	OF SCHEDULE	RPI	RPI	RPI	RPI
DIV. I ONLY	5- 15	289	1- 9	166	242	276	276	20	20	
DIV. I NON-CONF.	4- 6	201	1- 0	246	225	255	255	21	21	
TOTALS	RPI 1-25	RPI 26-50	W-L RECORDS	RPI 51-100	RPI 101-150	RPI 150+				
5- 15	0- 0	0- 1	OVERALL	0- 4	0- 3	5- 7				
3- 8	0- 0	0- 0	HOME	0- 3	0- 1	3- 4				
2- 7	0- 0	0- 1	AWAY	0- 1	0- 2	2- 3				
0- 0	0- 0	0- 0	NEUTRAL	0- 0	0- 0	0- 0				
4- 6	0- 0	0- 1	NON-CONFERENCE	0- 2	0- 1	4- 2				
3- 3	0- 0	0- 0	HOME	0- 2	0- 0	3- 1				
1- 3	0- 0	0- 1	AWAY	0- 0	0- 1	1- 1				
0- 0	0- 0	0- 0	NEUTRAL	0- 0	0- 0	0- 0				
1- 9	0- 0	0- 0	CONFERENCE	0- 2	0- 2	1- 5				
0- 5	0- 0	0- 0	HOME	0- 1	0- 1	0- 3				
1- 4	0- 0	0- 0	AWAY	0- 1	0- 1	1- 2				
0- 0	0- 0	0- 0	NEUTRAL	0- 0	0- 0	0- 0				

RPI 1-25			RPI 26-50			RPI 51-100			RPI 101+ Team's RPI: 276		
RPI	S	Opponent	Score	RPI	S	Opponent	Score	RPI	S	Opponent	Score
				27	A	Washington	51 80	60	A	Colorado St.	54 70
								60	H	Colorado St.	57 60
								66	H	UC Riverside	68 85
								68	H	San Diego	53 60
								113	H	Boise St.	45 75
								138	A	Fresno St.	49 54
								148	A	Long Beach St.	54 74
								158	H	Wisconsin	63 57
								167	H	UNLV	41 55
								196	H	UC Davis	54 65
								219	A	San Jose St.	73 78
								225	A	Utah St.	59 72
								225	H	Utah St.	36 55
								246	A	Wyoming	84 77
								247	A	Loyola Marymount	65 92
								283	A	CSUN	67 65
								319	H	Nevada	64 70
								326	H	North Dakota St.	64 54
								341	H	Cal St. Fullerton	54 43
LAST 12 Division I GAMES:											
				60	A	Colorado St.	54 70	60	H	Colorado St.	57 60
				167	H	UNLV	41 55	219	A	San Jose St.	73 78
				319	H	Nevada	64 70	225	H	Utah St.	36 55
				225	A	Utah St.	59 72	246	A	Wyoming	84 77
				138	A	Fresno St.	49 54	341	H	Cal St. Fullerton	54 43
				113	H	Boise St.	45 75	247	A	Loyola Marymount	65 92

Non-Div I Games: San Diego Christian60 25

San Diego St.

■ Loss,
■ Non-Conf,
■ S Site,
■ H Home
■ A Away
N Neutral

San Francisco

Through Games Of Feb. 5, 2016

Average RPI Win:	205	WON-LOST	WINNING	LAST 10	STRENGTH OF	OPP. STRENGTH	TEAM	ADJ.	CONF.	ADJ CONF.
Average RPI Loss:	101	RECORD	PCT. RANK	GAMES	SCHEDULE	OF SCHEDULE	RPI	RPI	RPI	RPI
DIV. I ONLY	12- 9	133	5- 5	154	107	118	118	9	9	
DIV. I NON-CONF.	7- 2	57	0- 0	238	188	95	95	9	9	
TOTALS	RPI 1-25	RPI 26-50	W-L RECORDS	RPI 51-100	RPI 101-150	RPI 150+				
12- 9	0- 1	0- 1	OVERALL	2- 4	1- 1	9- 2				
4- 5	0- 1	0- 1	HOME	2- 2	0- 0	2- 1				
8- 4	0- 0	0- 0	AWAY	0- 2	1- 1	7- 1				
0- 0	0- 0	0- 0	NEUTRAL	0- 0	0- 0	0- 0				
7- 2	0- 0	0- 0	NON-CONFERENCE	1- 0	1- 0	5- 2				
2- 1	0- 0	0- 0	HOME	1- 0	0- 0	1- 1				
5- 1	0- 0	0- 0	AWAY	0- 0	1- 0	4- 1				
0- 0	0- 0	0- 0	NEUTRAL	0- 0	0- 0	0- 0				
5- 7	0- 1	0- 1	CONFERENCE	1- 4	0- 1	4- 0				
2- 4	0- 1	0- 1	HOME	1- 2	0- 0	1- 0				
3- 3	0- 0	0- 0	AWAY	0- 2	0- 1	3- 0				
0- 0	0- 0	0- 0	NEUTRAL	0- 0	0- 0	0- 0				

RPI 1-25				RPI 26-50				RPI 51-100				RPI 101+ Team's RPI: 118			
RPI	S	Opponent	Score	RPI	S	Opponent	Score	RPI	S	Opponent	Score	RPI	S	Opponent	Score
20	H	BYU	57 66	44	H	St. Mary's (CA)	68 78	65	A	Santa Clara	57 68	142	A	Pacific	57 70
								65	H	Santa Clara	57 59	148	A	Long Beach St.	66 52
								66	H	UC Riverside	88 76	151	H	North Dakota	74 57
								68	H	San Diego	58 67	195	H	Cal Poly	61 62
								89	A	Gonzaga	47 68	197	A	North Texas	69 61
								89	H	Gonzaga	71 52	213	A	Sacramento St.	95 94
												219	A	San Jose St.	82 78
												221	A	Utah Valley	88 94
												247	A	Loyola Marymount	75 73
												265	A	Pepperdine	81 74
												273	A	Portland	82 63
												273	H	Portland	90 69
												319	A	Nevada	70 62
LAST 12 Division I GAMES:															
65	H	Santa Clara	57 59	20	H	BYU	57 66								
89	H	Gonzaga	71 52	68	H	San Diego	58 67								
273	H	Portland	90 69	273	A	Portland	82 63								
65	A	Santa Clara	57 68	89	A	Gonzaga	47 68								
265	A	Pepperdine	81 74	142	A	Pacific	57 70								
247	A	Loyola Marymount	75 73	44	H	St. Mary's (CA)	68 78								

Non-Div I Games: Holy Names 77 31 San Fran. St. 73 45

San Francisco

Loss, Non-Conf, S Site, H Home A Away N Neutral

Average RPI Win: 270		WON-LOST	WINNING	LAST 10	STRENGTH OF	OPP. STRENGTH	TEAM	ADJ.	CONF.	ADJ CONF.
Average RPI Loss: 113		RECORD	PCT. RANK	GAMES	SCHEDULE	OF SCHEDULE	RPI	RPI	RPI	RPI
DIV. I ONLY		7- 14	256	5- 5	122	223	219	219	20	20
DIV. I NON-CONF.		1- 9	325	0- 1	81	184	276	276	21	21
TOTALS		RPI 1-25	RPI 26-50	W-L RECORDS	RPI 51-100	RPI 101-150	RPI 150+			
7- 14	0- 0		0- 1	OVERALL	0- 5	1- 5	6- 3			
3- 7	0- 0		0- 0	HOME	0- 2	0- 4	3- 1			
4- 7	0- 0		0- 1	AWAY	0- 3	1- 1	3- 2			
0- 0	0- 0		0- 0	NEUTRAL	0- 0	0- 0	0- 0			
1- 9	0- 0		0- 1	NON-CONFERENCE	0- 3	0- 3	1- 2			
1- 4	0- 0		0- 0	HOME	0- 1	0- 2	1- 1			
0- 5	0- 0		0- 1	AWAY	0- 2	0- 1	0- 1			
0- 0	0- 0		0- 0	NEUTRAL	0- 0	0- 0	0- 0			
6- 5	0- 0		0- 0	CONFERENCE	0- 2	1- 2	5- 1			
2- 3	0- 0		0- 0	HOME	0- 1	0- 2	2- 0			
4- 2	0- 0		0- 0	AWAY	0- 1	1- 0	3- 1			
0- 0	0- 0		0- 0	NEUTRAL	0- 0	0- 0	0- 0			

RPI 1-25				RPI 26-50				RPI 51-100				RPI 101+				Team's RPI: 219	
RPI	S	Opponent	Score	RPI	S	Opponent	Score	RPI	S	Opponent	Score	RPI	S	Opponent	Score		
				44	A	St. Mary's (CA)	81 91	60	A	Colorado St.	54 76	102	H	New Mexico St.	66 75		
								60	H	Colorado St.	78 80	113	H	Boise St.	75 78		
								63	A	Washington St.	80 95	118	H	San Francisco	78 82		
								69	A	Oregon	74 104	138	A	Fresno St.	66 64		
								86	H	South Dakota	77 87	138	H	Fresno St.	54 59		
												142	A	Pacific	69 81		
												156	H	Hawaii	73 76		
												167	A	New Mexico	57 71		
												225	A	Utah St.	86 74		
												246	A	Wyoming	67 66		
												257	A	CSU Bakersfield	88 90		
												276	H	San Diego St.	78 73		
												321	H	UC Irvine	79 58		
												343	A	Air Force	72 49		
												343	H	Air Force	81 60		
LAST 12 Division I GAMES:																	
				138	A	Fresno St.	66 64	246	A	Wyoming	67 66						
				343	A	Air Force	72 49	60	A	Colorado St.	54 76						
				60	H	Colorado St.	78 80	276	H	San Diego St.	78 73						
				167	A	New Mexico	57 71	343	H	Air Force	81 60						
				113	H	Boise St.	75 78	225	A	Utah St.	86 74						
				138	H	Fresno St.	54 59	156	H	Hawaii	73 76						

Non-Div I Games:	Southern Ore.	92	78
------------------	---------------	----	----

San Jose St.

Loss, Non-Conf, S Site, H Home A Away N Neutral

Santa Clara

Through Games Of Feb. 5, 2016

Average RPI Win:	193	WON-LOST	WINNING	LAST 10	STRENGTH OF	OPP. STRENGTH	TEAM	ADJ.	CONF.	ADJ CONF.
Average RPI Loss:	46	RECORD	PCT. RANK	GAMES	SCHEDULE	OF SCHEDULE	RPI	RPI	RPI	RPI
DIV. I ONLY	16- 5	45	7- 3	170	72	65	65	9	9	
DIV. I NON-CONF.	7- 2	57	0- 0	256	41	72	72	9	9	
TOTALS	RPI 1-25	RPI 26-50	W-L RECORDS	RPI 51-100	RPI 101-150	RPI 150+				
16- 5	1- 2	1- 1	OVERALL	1- 2	4- 0	9- 0				
7- 2	0- 1	0- 0	HOME	1- 1	3- 0	3- 0				
8- 3	1- 1	1- 1	AWAY	0- 1	1- 0	5- 0				
1- 0	0- 0	0- 0	NEUTRAL	0- 0	0- 0	1- 0				
7- 2	1- 1	0- 1	NON-CONFERENCE	0- 0	1- 0	5- 0				
3- 0	0- 0	0- 0	HOME	0- 0	1- 0	2- 0				
3- 2	1- 1	0- 1	AWAY	0- 0	0- 0	2- 0				
1- 0	0- 0	0- 0	NEUTRAL	0- 0	0- 0	1- 0				
9- 3	0- 1	1- 0	CONFERENCE	1- 2	3- 0	4- 0				
4- 2	0- 1	0- 0	HOME	1- 1	2- 0	1- 0				
5- 1	0- 0	1- 0	AWAY	0- 1	1- 0	3- 0				
0- 0	0- 0	0- 0	NEUTRAL	0- 0	0- 0	0- 0				

RPI 1-25				RPI 26-50				RPI 51-100				RPI 101+			
RPI	S	Opponent	Score	RPI	S	Opponent	Score	RPI	S	Opponent	Score	RPI	S	Opponent	Score
5	A	Stanford	61 58	27	A	Washington	55 100	68	H	San Diego	58 70	118	A	San Francisco	59 57
20	H	BYU	63 68	44	A	St. Mary's (CA)	73 67	89	A	Gonzaga	44 53	118	H	San Francisco	68 57
25	A	Southern California	46 81					89	H	Gonzaga	71 64	127	H	Texas Tech	75 70
												142	H	Pacific	76 52
												195	A	Cal Poly	69 63
												247	A	Loyola Marymount	57 56
												262	A	UC Santa Barbara	48 37
												262	H	UC Santa Barbara	66 48
												265	A	Pepperdine	62 60
												273	A	Portland	67 45
												273	H	Portland	66 47
												317	N	Evansville	62 44
												343	H	Air Force	68 34
LAST 12 Division I GAMES:															
118	A	San Francisco	59 57	68	H	San Diego	58 70								
273	H	Portland	66 47	20	H	BYU	63 68								
89	H	Gonzaga	71 64	89	A	Gonzaga	44 53								
118	H	San Francisco	68 57	273	A	Portland	67 45								
247	A	Loyola Marymount	57 56	44	A	St. Mary's (CA)	73 67								
265	A	Pepperdine	62 60	142	H	Pacific	76 52								

Non-Div I Games: Hope Int'l 78 54 Simpson (CA) 112 34

Santa Clara

Loss, Non-Conf, S Site, H Home A Away N Neutral

Average RPI Win:	321	WON-LOST	WINNING	LAST 10	STRENGTH OF	OPP. STRENGTH	TEAM	ADJ.	CONF.	ADJ CONF.
Average RPI Loss:	177	RECORD	PCT. RANK	GAMES	SCHEDULE	OF SCHEDULE	RPI	RPI	RPI	RPI
DIV. I ONLY	4- 14	305	3- 6	249	315	296	296	30	30	
DIV. I NON-CONF.	1- 8	320	0- 2	36	147	212	212	30	30	
TOTALS	RPI 1-25	RPI 26-50	W-L RECORDS	RPI 51-100	RPI 101-150	RPI 150+				
4- 14	0- 2	0- 2	OVERALL	0- 1	0- 0	4- 9				
2- 4	0- 0	0- 0	HOME	0- 1	0- 0	2- 3				
2- 10	0- 2	0- 2	AWAY	0- 0	0- 0	2- 6				
0- 0	0- 0	0- 0	NEUTRAL	0- 0	0- 0	0- 0				
1- 8	0- 2	0- 2	NON-CONFERENCE	0- 1	0- 0	1- 3				
0- 2	0- 0	0- 0	HOME	0- 1	0- 0	0- 1				
1- 6	0- 2	0- 2	AWAY	0- 0	0- 0	1- 2				
0- 0	0- 0	0- 0	NEUTRAL	0- 0	0- 0	0- 0				
3- 6	0- 0	0- 0	CONFERENCE	0- 0	0- 0	3- 6				
2- 2	0- 0	0- 0	HOME	0- 0	0- 0	2- 2				
1- 4	0- 0	0- 0	AWAY	0- 0	0- 0	1- 4				
0- 0	0- 0	0- 0	NEUTRAL	0- 0	0- 0	0- 0				

RPI 1-25				RPI 26-50				RPI 51-100				RPI 101+ Team's RPI: 296			
RPI	S	Opponent	Score	RPI	S	Opponent	Score	RPI	S	Opponent	Score	RPI	S	Opponent	Score
15	A	Oklahoma St.	48 76	29	A	Mississippi St.	25 92	61	H	Auburn	40 62	155	A	Hampton	53 65
21	A	Florida	34 99	48	A	Rutgers	26 65					163	A	Jacksonville	52 65
												258	A	Bethune-Cookman	44 50
												278	A	N.C. A&T	31 60
												278	H	N.C. A&T	59 69
												279	H	Ga. Southern	48 64
												280	A	Jacksonville St.	35 50
												293	H	UMES	60 42
												294	A	Alabama St.	60 49
												302	A	Florida A&M	38 59
												305	H	Delaware St.	59 67
												348	H	N.C. Central	57 39
												349	A	Norfolk St.	68 53
LAST 12 Division I GAMES:															
258	A	Bethune-Cookman	44 50	348	H	N.C. Central	57 39								
278	A	N.C. A&T	31 60	278	H	N.C. A&T	59 69								
349	A	Norfolk St.	68 53	163	A	Jacksonville	52 65								
155	A	Hampton	53 65	302	A	Florida A&M	38 59								
305	H	Delaware St.	59 67	15	A	Oklahoma St.	48 76								
293	H	UMES	60 42	280	A	Jacksonville St.	35 50								

Non-Div I Games: Columbia (SC) 101 34 Allen 72 46

Savannah St.

■ Loss,
 ■ Non-Conf,
 ■ S Site,
 ■ Home
 ■ A Away
 N Neutral

Average RPI Win:	276	WON-LOST	WINNING	LAST 10	STRENGTH OF	OPP. STRENGTH	TEAM	ADJ.	CONF.	ADJ CONF.
Average RPI Loss:	149	RECORD	PCT. RANK	GAMES	SCHEDULE	OF SCHEDULE	RPI	RPI	RPI	RPI
DIV. I ONLY	8- 14	245	4- 6	194	277	236	236	25	25	
DIV. I NON-CONF.	5- 9	233	1- 3	109	257	184	184	25	25	
TOTALS	RPI 1-25	RPI 26-50	W-L RECORDS	RPI 51-100	RPI 101-150	RPI 150+				
8- 14	0- 0	0- 1	OVERALL	0- 3	0- 4	8- 6				
3- 6	0- 0	0- 0	HOME	0- 1	0- 2	3- 3				
5- 7	0- 0	0- 1	AWAY	0- 1	0- 2	5- 3				
0- 1	0- 0	0- 0	NEUTRAL	0- 1	0- 0	0- 0				
5- 9	0- 0	0- 1	NON-CONFERENCE	0- 3	0- 3	5- 2				
1- 4	0- 0	0- 0	HOME	0- 1	0- 2	1- 1				
4- 4	0- 0	0- 1	AWAY	0- 1	0- 1	4- 1				
0- 1	0- 0	0- 0	NEUTRAL	0- 1	0- 0	0- 0				
3- 5	0- 0	0- 0	CONFERENCE	0- 0	0- 1	3- 4				
2- 2	0- 0	0- 0	HOME	0- 0	0- 0	2- 2				
1- 3	0- 0	0- 0	AWAY	0- 0	0- 1	1- 2				
0- 0	0- 0	0- 0	NEUTRAL	0- 0	0- 0	0- 0				

RPI	S	Opponent	Score	RPI	S	Opponent	Score	RPI	S	Opponent	Score	RPI	S	Opponent	Score	Team's RPI: 236
27	A	Washington	55	96	51	N	Princeton	48	85	102	A	New Mexico St.	54	69		
					66	H	UC Riverside	70	92	113	H	Boise St.	66	84		
					69	A	Oregon	62	82	130	A	Idaho	60	64		
										148	H	Long Beach St.	57	69		
										162	H	Montana St.	51	80		
										177	A	Idaho St.	67	83		
										198	A	UTRGV	74	71		
										217	A	Montana	58	44		
										221	H	Utah Valley	44	61		
										227	H	Grand Canyon	54	67		
										247	A	Loyola Marymount	78	69		
										257	A	CSU Bakersfield	68	76		
										283	A	CSUN	62	56		
										298	H	Denver	59	51		
										307	H	UMKC	69	63		
										318	A	Portland St.	85	64		
										336	A	Chicago St.	49	57		
										336	H	Chicago St.	59	45		
LAST 12 Division I GAMES:																
336	A	Chicago St.	49	57	336	H	Chicago St.	59	45							
227	H	Grand Canyon	54	67	307	H	UMKC	69	63							
221	H	Utah Valley	44	61	283	A	CSUN	62	56							
198	A	UTRGV	74	71	148	H	Long Beach St.	57	69							
102	A	New Mexico St.	54	69	69	A	Oregon	62	82							
257	A	CSU Bakersfield	68	76	66	H	UC Riverside	70	92							

Non-Div I Games: Evergreen St. 81 38

Seattle

■ Loss,
 ■ Non-Conf,
 ■ S Site,
 ■ Home
 ■ A Away
 N Neutral
















































Average RPI Win:	128	WON-LOST	WINNING	LAST 10	STRENGTH OF	OPP. STRENGTH	TEAM	ADJ.	CONF.	ADJ CONF.
Average RPI Loss:	47	RECORD	PCT. RANK	GAMES	SCHEDULE	OF SCHEDULE	RPI	RPI	RPI	RPI
DIV. I ONLY	17- 5	40	6- 4	59	23	19	19	6	6	
DIV. I NON-CONF.	10- 1	19	1- 0	54	20	5	5	6	6	
TOTALS	RPI 1-25	RPI 26-50	W-L RECORDS	RPI 51-100	RPI 101-150	RPI 150+				
17- 5	1- 1	2- 2	OVERALL	4- 2	4- 0	6- 0				
8- 1	0- 1	1- 0	HOME	2- 0	1- 0	4- 0				
7- 4	1- 0	0- 2	AWAY	2- 2	2- 0	2- 0				
2- 0	0- 0	1- 0	NEUTRAL	0- 0	1- 0	0- 0				
10- 1	0- 0	2- 1	NON-CONFERENCE	2- 0	2- 0	4- 0				
5- 0	0- 0	1- 0	HOME	1- 0	0- 0	3- 0				
3- 1	0- 0	0- 1	AWAY	1- 0	1- 0	1- 0				
2- 0	0- 0	1- 0	NEUTRAL	0- 0	1- 0	0- 0				
7- 4	1- 1	0- 1	CONFERENCE	2- 2	2- 0	2- 0				
3- 1	0- 1	0- 0	HOME	1- 0	1- 0	1- 0				
4- 3	1- 0	0- 1	AWAY	1- 2	1- 0	1- 0				
0- 0	0- 0	0- 0	NEUTRAL	0- 0	0- 0	0- 0				

RPI 1-25				RPI 26-50				RPI 51-100				RPI 101+			
RPI	S	Opponent	Score	RPI	S	Opponent	Score	RPI	S	Opponent	Score	RPI	S	Opponent	Score
22	A	DePaul	83 74	26	A	Georgia	52 70	51	H	Princeton	71 64	103	A	Liberty	92 56
22	H	DePaul	74 86	35	N	North Carolina St.	58 55	62	A	Villanova	45 55	112	A	Creighton	86 82
				41	A	St. John's (NY)	69 71	82	A	Marquette	82 89	121	N	UNI	57 49
				48	H	Rutgers	77 49	82	H	Marquette	99 68	141	H	Xavier	82 66
								88	A	Saint Joseph's	66 54	157	H	Fordham	66 54
								96	A	Georgetown	83 75	159	A	Texas-Arlington	61 54
												186	H	Butler	98 77
												206	H	Bryant	93 57
												235	A	Providence	64 54
												331	H	Saint Peter's	81 65
LAST 12 Division I GAMES:															
82	A	Marquette	82 89	41	A	St. John's (NY)	69 71								
22	A	DePaul	83 74	22	H	DePaul	74 86								
186	H	Butler	98 77	82	H	Marquette	99 68								
141	H	Xavier	82 66	112	A	Creighton	86 82								
96	A	Georgetown	83 75	235	A	Providence	64 54								
62	A	Villanova	45 55	331	H	Saint Peter's	81 65								

Non-Div I Games:






Seton Hall

Average RPI Win: 275	WON-LOST	WINNING	LAST 10	STRENGTH OF	OPP. STRENGTH	TEAM	ADJ.	CONF.	ADJ CONF.
Average RPI Loss: 179	RECORD	PCT. RANK	GAMES	SCHEDULE	OF SCHEDULE	RPI	RPI	RPI	RPI
DIV. I ONLY	12- 11	166	1- 2	313	266	222	222	23	23
DIV. I NON-CONF.	3- 7	248	1- 1	235	301	247	247	24	24
TOTALS	RPI 1-25	RPI 26-50	W-L RECORDS	RPI 51-100	RPI 101-150	RPI 150+			
12- 11	0- 0	0- 2	OVERALL	0- 0	0- 3	12- 6			
5- 3	0- 0	0- 1	HOME	0- 0	0- 1	5- 1			
6- 7	0- 0	0- 1	AWAY	0- 0	0- 2	6- 4			
1- 1	0- 0	0- 0	NEUTRAL	0- 0	0- 0	1- 1			
3- 7	0- 0	0- 2	NON-CONFERENCE	0- 0	0- 1	3- 4			
0- 2	0- 0	0- 1	HOME	0- 0	0- 0	0- 1			
2- 4	0- 0	0- 1	AWAY	0- 0	0- 1	2- 2			
1- 1	0- 0	0- 0	NEUTRAL	0- 0	0- 0	1- 1			
9- 4	0- 0	0- 0	CONFERENCE	0- 0	0- 2	9- 2			
5- 1	0- 0	0- 0	HOME	0- 0	0- 1	5- 0			
4- 3	0- 0	0- 0	AWAY	0- 0	0- 1	4- 2			
0- 0	0- 0	0- 0	NEUTRAL	0- 0	0- 0	0- 0			

RPI S	Opponent	Score	RPI S	Opponent	Score	RPI S	Opponent	Score	RPI S	Opponent	Score	Team's RPI: 222
			33  A	St. Bonaventure	40  57				111  A	Quinnipiac	52  94	
			46  H	Albany (NY)	42  61				111  H	Quinnipiac	59  69	
									147  A	Southern Ill.	54  73	
									175  A	Marist	37  66	
									192  H	Northeastern	67  70	
									202  A	Canisius	58 52	
									202  H	Canisius	61 57	
									237  H	Manhattan	60 59	
									244 N	Morgan St.	69 46	
									267  A	New Hampshire	57 53	
									268  A	Navy	58  59	
									287  A	Niagara	59 51	
									291  A	Monmouth	69 63	
									291  H	Monmouth	64 54	
									294 N	Alabama St.	53  57	
									297  A	Rider	58  70	
									297  H	Rider	66 45	
									300  A	Colgate	50  52	
									315  A	Fairleigh Dickinson	81 65	
									331  A	Saint Peter's	64 55	
									331  H	Saint Peter's	59 58	
LAST 12 Division I GAMES:												
			244 N	Morgan St.	69 46	202  H	Canisius	61 57				
			294 N	Alabama St.	53  57	297  A	Rider	58  70				
			111  H	Quinnipiac	59  69	291  H	Monmouth	64 54				
			331  A	Saint Peter's	64 55	237  H	Manhattan	60 59				
			175  A	Marist	37  66	297  H	Rider	66 45				
			111  A	Quinnipiac	52  94	202  A	Canisius	58 52				

Non-Div I Games:

Siena

 Loss,
  Non-Conf,
  S Site,
  H Home
  A Away
 N Neutral

Average RPI Win: 235	WON-LOST	WINNING	LAST 10	STRENGTH OF	OPP. STRENGTH	TEAM	ADJ.	CONF.	ADJ CONF.
Average RPI Loss: 148	RECORD	PCT. RANK	GAMES	SCHEDULE	OF SCHEDULE	RPI	RPI	RPI	RPI
DIV. I ONLY	7- 11	236	5- 5	162	224	209	209	16	16
DIV. I NON-CONF.	2- 5	253	1- 0	209	242	246	246	14	14
TOTALS	RPI 1-25	RPI 26-50	W-L RECORDS	RPI 51-100	RPI 101-150	RPI 150+			
7- 11	0- 1	0- 0	OVERALL	0- 2	0- 2	7- 6			
2- 6	0- 1	0- 0	HOME	0- 1	0- 0	2- 4			
5- 5	0- 0	0- 0	AWAY	0- 1	0- 2	5- 2			
0- 0	0- 0	0- 0	NEUTRAL	0- 0	0- 0	0- 0			
2- 5	0- 1	0- 0	NON-CONFERENCE	0- 0	0- 1	2- 3			
0- 3	0- 1	0- 0	HOME	0- 0	0- 0	0- 2			
2- 2	0- 0	0- 0	AWAY	0- 0	0- 1	2- 1			
0- 0	0- 0	0- 0	NEUTRAL	0- 0	0- 0	0- 0			
5- 6	0- 0	0- 0	CONFERENCE	0- 2	0- 1	5- 3			
2- 3	0- 0	0- 0	HOME	0- 1	0- 0	2- 2			
3- 3	0- 0	0- 0	AWAY	0- 1	0- 1	3- 1			
0- 0	0- 0	0- 0	NEUTRAL	0- 0	0- 0	0- 0			

RPI 1-25				RPI 26-50				RPI 51-100				RPI 101+ Team's RPI: 209			
RPI	S	Opponent	Score	RPI	S	Opponent	Score	RPI	S	Opponent	Score	RPI	S	Opponent	Score
21	H	Florida	60 72					53	A	Arkansas St.	51 58	128	A	La.-Lafayette	50 69
								53	H	Arkansas St.	53 66	134	A	Southern Miss.	51 71
												159	H	Texas-Arlington	59 55
												166	H	Texas St.	71 73
												172	H	Little Rock	34 47
												183	A	Southern U.	45 50
												184	H	UAB	39 53
												205	A	Troy	75 71
												227	A	Grand Canyon	59 56
												240	H	Appalachian St.	71 55
												250	H	UCF	36 77
												251	A	Georgia St.	60 52
												270	A	La.-Monroe	63 57
												279	A	Ga. Southern	43 57
												294	A	Alabama St.	47 43
LAST 12 Division I GAMES:															
53	A	Arkansas St.	51 58	166	H	Texas St.	71 73								
240	H	Appalachian St.	71 55	251	A	Georgia St.	60 52								
205	A	Troy	75 71	279	A	Ga. Southern	43 57								
270	A	La.-Monroe	63 57	53	H	Arkansas St.	53 66								
128	A	La.-Lafayette	50 69	172	H	Little Rock	34 47								
159	H	Texas-Arlington	59 55	227	A	Grand Canyon	59 56								

Non-Div I Games: Spring Hill 64 49 William Carey 66 30

South Ala.

Loss, Non-Conf, S Site, H Home A Away N Neutral

South Carolina

Through Games Of Feb. 5, 2016

Average RPI Win:	102	WON-LOST	WINNING	LAST 10	STRENGTH OF	OPP. STRENGTH	TEAM	ADJ.	CONF.	ADJ CONF.
Average RPI Loss:	0	RECORD	PCT. RANK	GAMES	SCHEDULE	OF SCHEDULE	RPI	RPI	RPI	RPI
DIV. I ONLY	22- 0	1	10- 0	26	8	2	2	2	2	2
DIV. I NON-CONF.	12- 0	1	2- 0	128	13	7	7	2	2	2
TOTALS	RPI 1-25	RPI 26-50	W-L RECORDS	RPI 51-100	RPI 101-150	RPI 150+				
22- 0	7- 0	3- 0	OVERALL	3- 0	2- 0	7- 0				
11- 0	3- 0	2- 0	HOME	1- 0	2- 0	3- 0				
8- 0	3- 0	1- 0	AWAY	2- 0	0- 0	2- 0				
3- 0	1- 0	0- 0	NEUTRAL	0- 0	0- 0	2- 0				
12- 0	3- 0	1- 0	NON-CONFERENCE	1- 0	0- 0	7- 0				
6- 0	1- 0	1- 0	HOME	1- 0	0- 0	3- 0				
3- 0	1- 0	0- 0	AWAY	0- 0	0- 0	2- 0				
3- 0	1- 0	0- 0	NEUTRAL	0- 0	0- 0	2- 0				
10- 0	4- 0	2- 0	CONFERENCE	2- 0	2- 0	0- 0				
5- 0	2- 0	1- 0	HOME	0- 0	2- 0	0- 0				
5- 0	2- 0	1- 0	AWAY	2- 0	0- 0	0- 0				
0- 0	0- 0	0- 0	NEUTRAL	0- 0	0- 0	0- 0				

RPI	S	Opponent	Score	RPI	S	Opponent	Score	RPI	S	Opponent	Score	RPI	S	Opponent	Score
6	H	Ohio St.	88 80	29	A	Mississippi St.	57 51	52	A	Vanderbilt	71 61	133	H	Ole Miss	81 62
9	A	UCLA	68 65	30	H	Missouri	83 58	61	A	Auburn	74 58	136	H	Arkansas	85 32
10	N	Arizona St.	60 58	39	H	Duke	66 55	80	H	Elon	78 63	155	H	Hampton	86 48
17	A	Kentucky	73 62									156	A	Hawaii	67 51
17	H	Kentucky	78 68									173	N	East Carolina	88 57
18	A	Texas A&M	70 63									243	A	Clemson	67 41
18	H	Texas A&M	59 58									257	N	CSU Bakersfield	90 71
												288	H	UNCG	92 44
												313	H	Winthrop	86 37
LAST 12 Division I GAMES:															
17	H	Kentucky	78 68	17	A	Kentucky	73 62								
18	A	Texas A&M	70 63	30	H	Missouri	83 58								
133	H	Ole Miss	81 62	52	A	Vanderbilt	71 61								
29	A	Mississippi St.	57 51	136	H	Arkansas	85 32								
61	A	Auburn	74 58	80	H	Elon	78 63								
18	H	Texas A&M	59 58	173	N	East Carolina	88 57								

Non-Div I Games:

South Carolina

Loss, Non-Conf, S Site, H Home A Away N Neutral

South Carolina State Average RPI Win: 320 Average RPI Loss: 216				WON-LOST RECORD	WINNING PCT. RANK	LAST 10 GAMES	STRENGTH OF SCHEDULE	OPP. STRENGTH OF SCHEDULE	TEAM RPI	ADJ. RPI	CONF. RPI	ADJ CONF. RPI
DIV. I ONLY				6- 11	248	3- 6	342	344	311	311	30	30
DIV. I NON-CONF.				2- 6	272	1- 3	295	289	292	292	30	30
TOTALS		RPI 1-25		RPI 26-50		W-L RECORDS		RPI 51-100		RPI 101-150		RPI 150+
6- 11	0- 0			0- 0		OVERALL		0- 0		0- 1		6- 10
3- 2	0- 0			0- 0		HOME		0- 0		0- 0		3- 2
3- 8	0- 0			0- 0		AWAY		0- 0		0- 0		3- 8
0- 1	0- 0			0- 0		NEUTRAL		0- 0		0- 1		0- 0
2- 6	0- 0			0- 0		NON-CONFERENCE		0- 0		0- 1		2- 5
1- 0	0- 0			0- 0		HOME		0- 0		0- 0		1- 0
1- 5	0- 0			0- 0		AWAY		0- 0		0- 0		1- 5
0- 1	0- 0			0- 0		NEUTRAL		0- 0		0- 1		0- 0
4- 5	0- 0			0- 0		CONFERENCE		0- 0		0- 0		4- 5
2- 2	0- 0			0- 0		HOME		0- 0		0- 0		2- 2
2- 3	0- 0			0- 0		AWAY		0- 0		0- 0		2- 3
0- 0	0- 0			0- 0		NEUTRAL		0- 0		0- 0		0- 0

RPI 1-25				RPI 26-50				RPI 51-100				RPI 101+				Team's RPI: 311	
RPI	S	Opponent	Score	RPI	S	Opponent	Score	RPI	S	Opponent	Score	RPI	S	Opponent	Score		
												114	N	Central Ark.	38	51	
												155	A	Hampton	50	63	
												163	A	Jacksonville	47	79	
												169	A	Davidson	51	63	
												184	A	UAB	38	71	
												218	A	Furman	46	59	
												243	A	Clemson	54	63	
												258	A	Bethune-Cookman	50	65	
												278	H	N.C. A&T	54	57	
												293	H	UMES	56	63	
												302	A	Florida A&M	68	62	
												303	A	North Florida	53	48	
												305	A	Delaware St.	61	79	
												305	H	Delaware St.	61	48	
												312	H	Wofford	60	47	
												348	H	N.C. Central	58	51	
												349	A	Norfolk St.	60	52	
LAST 12 Division I GAMES:																	
				305	A	Delaware St.	61	79	348	H	N.C. Central	58	51				
				155	A	Hampton	50	63	163	A	Jacksonville	47	79				
				349	A	Norfolk St.	60	52	114	N	Central Ark.	38	51				
				293	H	UMES	56	63	303	A	North Florida	53	48				
				305	H	Delaware St.	61	48	169	A	Davidson	51	63				
				278	H	N.C. A&T	54	57	258	A	Bethune-Cookman	50	65				

Non-Div I Games:	Morris	90	39	Southern Wesleyan	75	52
------------------	--------	----	----	-------------------	----	----

South Carolina St.

Loss, Non-Conf, S Site, H Home A Away N Neutral

Average RPI Win:	215	WON-LOST	WINNING	LAST 10	STRENGTH OF	OPP. STRENGTH	TEAM	ADJ.	CONF.	ADJ CONF.
Average RPI Loss:	86	RECORD	PCT. RANK	GAMES	SCHEDULE	OF SCHEDULE	RPI	RPI	RPI	RPI
DIV. I ONLY	17- 5	40	9- 1	259	100	86	86	19	19	
DIV. I NON-CONF.	8- 4	100	2- 0	191	8	85	85	20	20	
TOTALS	RPI 1-25	RPI 26-50	W-L RECORDS	RPI 51-100	RPI 101-150	RPI 150+				
17- 5	0- 0	0- 2	OVERALL	2- 1	3- 1	12- 1				
8- 1	0- 0	0- 1	HOME	1- 0	2- 0	5- 0				
8- 4	0- 0	0- 1	AWAY	1- 1	1- 1	6- 1				
1- 0	0- 0	0- 0	NEUTRAL	0- 0	0- 0	1- 0				
8- 4	0- 0	0- 2	NON-CONFERENCE	1- 1	2- 1	5- 0				
3- 1	0- 0	0- 1	HOME	1- 0	1- 0	1- 0				
4- 3	0- 0	0- 1	AWAY	0- 1	1- 1	3- 0				
1- 0	0- 0	0- 0	NEUTRAL	0- 0	0- 0	1- 0				
9- 1	0- 0	0- 0	CONFERENCE	1- 0	1- 0	7- 1				
5- 0	0- 0	0- 0	HOME	0- 0	1- 0	4- 0				
4- 1	0- 0	0- 0	AWAY	1- 0	0- 0	3- 1				
0- 0	0- 0	0- 0	NEUTRAL	0- 0	0- 0	0- 0				

RPI 1-25			RPI 26-50			RPI 51-100			Team's RPI: 86			RPI 101+			
RPI	S	Opponent	Score	RPI	S	Opponent	Score	RPI	S	Opponent	Score	RPI	S	Opponent	Score
27	H	Washington	64 77	56	A	South Dakota St.	63 58	106	H	Drake	92 87				
47	A	Kansas St.	81 84	74	A	Utah	59 66	120	H	IUPUI	65 59				
				82	H	Marquette	97 69	121	A	UNI	43 64				
								144	A	Fla. Atlantic	76 53				
								151	A	North Dakota	73 70				
								152	A	Illinois	85 76				
								160	A	Oral Roberts	56 60				
								219	A	San Jose St.	87 77				
								228	A	Western Ill.	102 77				
								240	N	Appalachian St.	87 60				
								261	H	Omaha	82 76				
								298	A	Denver	79 33				
								298	H	Denver	85 60				
								318	H	Portland St.	103 61				
								326	A	North Dakota St.	96 94				
								326	H	North Dakota St.	80 54				
								332	H	IPFW	92 60				
LAST 12 Division I GAMES:															
298	A	Denver	79 33	326	A	North Dakota St.	96 94								
326	H	North Dakota St.	80 54	261	H	Omaha	82 76								
228	A	Western Ill.	102 77	160	A	Oral Roberts	56 60								
120	H	IUPUI	65 59	298	H	Denver	85 60								
332	H	IPFW	92 60	152	A	Illinois	85 76								
56	A	South Dakota St.	63 58	151	A	North Dakota	73 70								

Non-Div I Games: Dakota Wesleyan 94 54

South Dakota

Average RPI Win:	200	WON-LOST	WINNING	LAST 10	STRENGTH OF	OPP. STRENGTH	TEAM	ADJ.	CONF.	ADJ CONF.
Average RPI Loss:	30	RECORD	PCT. RANK	GAMES	SCHEDULE	OF SCHEDULE	RPI	RPI	RPI	RPI
DIV. I ONLY	18- 4	27	9- 1	130	115	56	56	19	19	
DIV. I NON-CONF.	10- 3	61	2- 1	61	14	35	35	20	20	
TOTALS	RPI 1-25	RPI 26-50	W-L RECORDS	RPI 51-100	RPI 101-150	RPI 150+				
18- 4	1- 3	0- 0	OVERALL	0- 1	5- 0	12- 0				
9- 2	1- 1	0- 0	HOME	0- 1	3- 0	5- 0				
7- 1	0- 1	0- 0	AWAY	0- 0	1- 0	6- 0				
2- 1	0- 1	0- 0	NEUTRAL	0- 0	1- 0	1- 0				
10- 3	1- 3	0- 0	NON-CONFERENCE	0- 0	4- 0	5- 0				
6- 1	1- 1	0- 0	HOME	0- 0	2- 0	3- 0				
2- 1	0- 1	0- 0	AWAY	0- 0	1- 0	1- 0				
2- 1	0- 1	0- 0	NEUTRAL	0- 0	1- 0	1- 0				
8- 1	0- 0	0- 0	CONFERENCE	0- 1	1- 0	7- 0				
3- 1	0- 0	0- 0	HOME	0- 1	1- 0	2- 0				
5- 0	0- 0	0- 0	AWAY	0- 0	0- 0	5- 0				
0- 0	0- 0	0- 0	NEUTRAL	0- 0	0- 0	0- 0				

RPI 1-25				RPI 26-50				RPI 51-100				Team's RPI: 56	RPI 101+			
RPI	S	Opponent	Score	RPI	S	Opponent	Score	RPI	S	Opponent	Score		RPI	S	Opponent	Score
1	H	Notre Dame	64 75					86	H	South Dakota	58 63		112	A	Creighton	53 51
11	N	Maryland	55 62										120	H	IUPUI	68 66
22	H	DePaul	88 79										121	H	UNI	89 86
23	A	Green Bay	57 58										136	H	Arkansas	76 69
													145	N	Pittsburgh	55 54
													160	A	Oral Roberts	68 50
													164	N	Old Dominion	71 39
													175	H	Marist	77 68
													179	H	Northern Colo.	66 62
													228	H	Western Ill.	85 63
													234	A	Bowling Green	58 45
													261	A	Omaha	65 47
													261	H	Omaha	68 58
													298	A	Denver	76 39
													318	H	Portland St.	74 65
													326	A	North Dakota St.	81 63
													332	A	IPFW	61 42
LAST 12 Division I GAMES:																
261	A	Omaha	65 47	261	H	Omaha	68 58									
160	A	Oral Roberts	68 50	326	A	North Dakota St.	81 63									
228	H	Western Ill.	85 63	298	A	Denver	76 39									
120	H	IUPUI	68 66	234	A	Bowling Green	58 45									
86	H	South Dakota	58 63	23	A	Green Bay	57 58									
332	A	IPFW	61 42	22	H	DePaul	88 79									

Non-Div I Games:

South Dakota St.

■ Loss,
 ■ Non-Conf,
 ■ S Site,
 ■ H Home
 ■ A Away
 N Neutral

Average RPI Win:	153	WON-LOST	WINNING	LAST 10	STRENGTH OF	OPP. STRENGTH	TEAM	ADJ.	CONF.	ADJ CONF.
Average RPI Loss:	40	RECORD	PCT. RANK	GAMES	SCHEDULE	OF SCHEDULE	RPI	RPI	RPI	RPI
DIV. I ONLY	16- 5	45	1- 1	76	36	40	40	8	8	
DIV. I NON-CONF.	7- 3	91	0- 1	11	12	20	20	7	7	
TOTALS	RPI 1-25	RPI 26-50	W-L RECORDS	RPI 51-100	RPI 101-150	RPI 150+				
16- 5	1- 2	0- 2	OVERALL	3- 0	4- 1	8- 0				
12- 1	1- 1	0- 0	HOME	2- 0	3- 0	6- 0				
4- 3	0- 1	0- 0	AWAY	1- 0	1- 0	2- 0				
0- 1	0- 0	0- 1	NEUTRAL	0- 0	0- 0	0- 0				
7- 3	1- 1	0- 2	NON-CONFERENCE	2- 0	2- 0	2- 0				
7- 0	1- 0	0- 0	HOME	2- 0	2- 0	2- 0				
0- 2	0- 1	0- 1	AWAY	0- 0	0- 0	0- 0				
0- 1	0- 0	0- 1	NEUTRAL	0- 0	0- 0	0- 0				
9- 2	0- 1	0- 0	CONFERENCE	1- 0	2- 1	6- 0				
5- 1	0- 1	0- 0	HOME	0- 0	1- 0	4- 0				
4- 1	0- 0	0- 0	AWAY	1- 0	1- 1	2- 0				
0- 0	0- 0	0- 0	NEUTRAL	0- 0	0- 0	0- 0				

RPI 1-25				RPI 26-50				Team's RPI: 40				RPI 51-100				RPI 101+			
RPI	S	Opponent	Score	RPI	S	Opponent	Score	RPI	S	Opponent	Score	RPI	S	Opponent	Score	RPI	S	Opponent	Score
3	A	Baylor	63 66	29	N	Mississippi St.	58 68	57	H	Chattanooga	61 33	125	A	Memphis	87 88				
4	H	UConn	59 75	41	A	St. John's (NY)	70 74	75	H	Drexel	73 58	137	H	Penn St.	101 79				
15	H	Oklahoma St.	68 46					81	A	Tulane	71 67	139	H	Harvard	86 59				
												150	A	SMU	66 48				
												150	H	SMU	83 56				
												163	H	Jacksonville	74 52				
												173	A	East Carolina	61 59				
												173	H	East Carolina	75 54				
												186	H	Butler	87 77				
												207	H	Cincinnati	82 49				
												241	H	Houston	73 49				
												250	A	UCF	88 49				
												250	H	UCF	108 63				
LAST 12 Division I GAMES:																			
3	A	Baylor	63 66	173	H	East Carolina	75 54												
207	H	Cincinnati	82 49	81	A	Tulane	71 67												
150	A	SMU	66 48	4	H	UConn	59 75												
241	H	Houston	73 49	150	H	SMU	83 56												
250	A	UCF	88 49	250	H	UCF	108 63												
125	A	Memphis	87 88	173	A	East Carolina	61 59												

Non-Div I Games:

South Fla.

■ Loss,
■ Non-Conf,
■ S Site,
■ H Home
■ A Away
N Neutral

Average RPI Win:	272	WON-LOST	WINNING	LAST 10	STRENGTH OF	OPP. STRENGTH	TEAM	ADJ.	CONF.	ADJ CONF.
Average RPI Loss:	119	RECORD	PCT. RANK	GAMES	SCHEDULE	OF SCHEDULE	RPI	RPI	RPI	RPI
DIV. I ONLY	12- 9	133	2- 2	230	293	180	180	24	24	
DIV. I NON-CONF.	5- 6	180	0- 1	204	313	193	193	23	23	
TOTALS	RPI 1-25	RPI 26-50	W-L RECORDS	RPI 51-100	RPI 101-150	RPI 150+				
12- 9	0- 0	0- 1	OVERALL	0- 3	1- 3	11- 2				
6- 3	0- 0	0- 0	HOME	0- 1	1- 2	5- 0				
6- 4	0- 0	0- 1	AWAY	0- 1	0- 1	6- 1				
0- 2	0- 0	0- 0	NEUTRAL	0- 1	0- 0	0- 1				
5- 6	0- 0	0- 1	NON-CONFERENCE	0- 2	0- 2	5- 1				
1- 2	0- 0	0- 0	HOME	0- 0	0- 2	1- 0				
4- 2	0- 0	0- 1	AWAY	0- 1	0- 0	4- 0				
0- 2	0- 0	0- 0	NEUTRAL	0- 1	0- 0	0- 1				
7- 3	0- 0	0- 0	CONFERENCE	0- 1	1- 1	6- 1				
5- 1	0- 0	0- 0	HOME	0- 1	1- 0	4- 0				
2- 2	0- 0	0- 0	AWAY	0- 0	0- 1	2- 1				
0- 0	0- 0	0- 0	NEUTRAL	0- 0	0- 0	0- 0				

RPI 1-25			RPI 26-50			RPI 51-100			RPI 101+ Team's RPI: 180		
RPI	S	Opponent	Score	RPI	S	Opponent	Score	RPI	S	Opponent	Score
				30	A	Missouri	32 74	66	N	UC Riverside	67 85
								85	A	Saint Louis	52 67
								97	H	UT Martin	74 84
								114	H	Central Ark.	54 63
								123	H	Belmont	81 74
								143	A	SIUE	73 80
								147	H	Southern Ill.	72 87
								177	N	Idaho St.	64 65
								211	A	Eastern Ky.	55 56
								228	A	Western Ill.	89 84
								248	H	Tennessee St.	75 65
								253	H	Austin Peay	71 69
								277	A	Tennessee Tech	60 57
								280	H	Jacksonville St.	61 47
								284	A	Wichita St.	66 62
								289	A	Morehead St.	89 79
								292	H	Murray St.	96 59
								307	H	UMKC	78 65
								335	A	Lipscomb	84 69
								344	A	Alabama A&M	69 58
LAST 12 Division I GAMES:											
				66	N	UC Riverside	67 85	280	H	Jacksonville St.	61 47
				292	H	Murray St.	96 59	211	A	Eastern Ky.	55 56
				253	H	Austin Peay	71 69	289	A	Morehead St.	89 79
				97	H	UT Martin	74 84	248	H	Tennessee St.	75 65
				143	A	SIUE	73 80	123	H	Belmont	81 74
				277	A	Tennessee Tech	60 57	147	H	Southern Ill.	72 87

Non-Div I Games: Harris-Stowe 78 66 William Woods 94 58

Southeast Mo. St.

Loss, Non-Conf, S Site, H Home A Away N Neutral

Average RPI Win:	275	WON-LOST	WINNING	LAST 10	STRENGTH OF	OPP. STRENGTH	TEAM	ADJ.	CONF.	ADJ CONF.
Average RPI Loss:	179	RECORD	PCT. RANK	GAMES	SCHEDULE	OF SCHEDULE	RPI	RPI	RPI	RPI
DIV. I ONLY	3- 17	328	2- 8	198	268	314	314	27	27	
DIV. I NON-CONF.	1- 10	330	0- 3	116	249	275	275	26	26	
TOTALS	RPI 1-25	RPI 26-50	W-L RECORDS	RPI 51-100	RPI 101-150	RPI 150+				
3- 17	0- 0	0- 1	OVERALL	0- 2	0- 5	3- 9				
2- 5	0- 0	0- 0	HOME	0- 1	0- 0	2- 4				
1- 12	0- 0	0- 1	AWAY	0- 1	0- 5	1- 5				
0- 0	0- 0	0- 0	NEUTRAL	0- 0	0- 0	0- 0				
1- 10	0- 0	0- 1	NON-CONFERENCE	0- 2	0- 4	1- 3				
0- 4	0- 0	0- 0	HOME	0- 1	0- 0	0- 3				
1- 6	0- 0	0- 1	AWAY	0- 1	0- 4	1- 0				
0- 0	0- 0	0- 0	NEUTRAL	0- 0	0- 0	0- 0				
2- 7	0- 0	0- 0	CONFERENCE	0- 0	0- 1	2- 6				
2- 1	0- 0	0- 0	HOME	0- 0	0- 0	2- 1				
0- 6	0- 0	0- 0	AWAY	0- 0	0- 1	0- 5				
0- 0	0- 0	0- 0	NEUTRAL	0- 0	0- 0	0- 0				

RPI S	Opponent	Score	RPI S	Opponent	Score	RPI S	Opponent	Score	RPI S	Opponent	Score	Team's RPI: 314
29	A Mississippi St.	41 81	61	H Auburn	68 80	104	A Wright St.	72 106				
			79	A Georgia Tech	49 102	114	A Central Ark.	58 80				
						127	A Texas Tech	51 113				
						136	A Arkansas	53 97				
						141	A Xavier	27 67				
						154	A McNeese St.	79 96				
						176	A Northwestern St.	62 82				
						205	H Troy	90 100				
						230	A Houston Baptist	56 64				
						242	A Sam Houston St.	56 80				
						252	H Stephen F. Austin	65 56				
						270	H La.-Monroe	84 88				
						272	H Lamar	73 66				
						302	A Florida A&M	62 57				
						316	H Incarnate Word	66 70				
						325	H Jackson St.	72 79				
						333	A A&M-Corpus Christi	67 69				
LAST 12 Division I GAMES:												
114	A Central Ark.	58 80	230	A Houston Baptist	56 64							
176	A Northwestern St.	62 82	242	A Sam Houston St.	56 80							
154	A McNeese St.	79 96	252	H Stephen F. Austin	65 56							
333	A A&M-Corpus Christi	67 69	29	A Mississippi St.	41 81							
316	H Incarnate Word	66 70	205	H Troy	90 100							
272	H Lamar	73 66	325	H Jackson St.	72 79							

Non-Div I Games:

Southeastern La.

■ Loss,
 ■ Non-Conf, S Site,
 ■ Home
 ■ Away
 N Neutral

Average RPI Win:	136	WON-LOST	WINNING	LAST 10	STRENGTH OF	OPP. STRENGTH	TEAM	ADJ.	CONF.	ADJ CONF.
Average RPI Loss:	47	RECORD	PCT. RANK	GAMES	SCHEDULE	OF SCHEDULE	RPI	RPI	RPI	RPI
DIV. I ONLY	16- 6	55	5- 5	21	54	25	25	1	1	
DIV. I NON-CONF.	11- 0	1	1- 0	46	310	6	6	1	1	
TOTALS	RPI 1-25	RPI 26-50	W-L RECORDS	RPI 51-100	RPI 101-150	RPI 150+				
16- 6	1- 3	2- 1	OVERALL	6- 1	2- 0	5- 1				
10- 2	1- 2	1- 0	HOME	3- 0	1- 0	4- 0				
3- 4	0- 1	0- 1	AWAY	3- 1	0- 0	0- 1				
3- 0	0- 0	1- 0	NEUTRAL	0- 0	1- 0	1- 0				
11- 0	0- 0	2- 0	NON-CONFERENCE	2- 0	2- 0	5- 0				
7- 0	0- 0	1- 0	HOME	1- 0	1- 0	4- 0				
1- 0	0- 0	0- 0	AWAY	1- 0	0- 0	0- 0				
3- 0	0- 0	1- 0	NEUTRAL	0- 0	1- 0	1- 0				
5- 6	1- 3	0- 1	CONFERENCE	4- 1	0- 0	0- 1				
3- 2	1- 2	0- 0	HOME	2- 0	0- 0	0- 0				
2- 4	0- 1	0- 1	AWAY	2- 1	0- 0	0- 1				
0- 0	0- 0	0- 0	NEUTRAL	0- 0	0- 0	0- 0				

RPI 1-25				RPI 26-50				RPI 51-100				RPI 101+			
RPI	S	Opponent	Score	RPI	S	Opponent	Score	RPI	S	Opponent	Score	RPI	S	Opponent	Score
5	H	Stanford	47 57	27	A	Washington	60 69	63	A	Washington St.	61 73	119	N	Iona	76 56
7	H	Oregon St.	49 57	38	N	West Virginia	78 67	65	H	Santa Clara	81 46	148	H	Long Beach St.	69 43
9	A	UCLA	73 78	46	H	Albany (NY)	68 67	69	H	Oregon	74 67	167	H	UNLV	73 42
9	H	UCLA	71 68					71	H	California	61 47	171	A	Colorado	63 66
								74	A	Utah	70 59	227	N	Grand Canyon	75 44
								89	A	Gonzaga	60 56	302	H	Florida A&M	88 45
								99	A	Arizona	67 57	321	H	UC Irvine	75 56
												328	H	Southern Utah	71 32
LAST 12 Division I GAMES:															
				99	A	Arizona	67 57	63	A	Washington St.	61 73				
				171	A	Colorado	63 66	9	H	UCLA	71 68				
				74	A	Utah	70 59	69	H	Oregon	74 67				
				71	H	California	61 47	7	H	Oregon St.	49 57				
				5	H	Stanford	47 57	9	A	UCLA	73 78				
				27	A	Washington	60 69	321	H	UC Irvine	75 56				

Non-Div I Games: Hope Int'l 92 43

Southern California

■ Loss,
 ■ Non-Conf,
 ■ S Site,
 ■ Home
 ■ A Away
 N Neutral

Average RPI Win: 224	WON-LOST	WINNING	LAST 10	STRENGTH OF	OPP. STRENGTH	TEAM	ADJ.	CONF.	ADJ CONF.
Average RPI Loss: 133	RECORD	PCT. RANK	GAMES	SCHEDULE	OF SCHEDULE	RPI	RPI	RPI	RPI
DIV. I ONLY	13- 9	122	1- 1	190	209	147	147	21	21
DIV. I NON-CONF.	7- 5	135	1- 0	117	230	123	123	17	17

TOTALS	RPI 1-25	RPI 26-50	W-L RECORDS	RPI 51-100	RPI 101-150	RPI 150+			
13- 9	0- 1	0- 0	OVERALL	0- 2	4- 4	9- 2			
8- 3	0- 0	0- 0	HOME	0- 1	1- 2	7- 0			
5- 6	0- 1	0- 0	AWAY	0- 1	3- 2	2- 2			
0- 0	0- 0	0- 0	NEUTRAL	0- 0	0- 0	0- 0			
7- 5	0- 1	0- 0	NON-CONFERENCE	0- 1	2- 2	5- 1			
4- 2	0- 0	0- 0	HOME	0- 1	1- 1	3- 0			
3- 3	0- 1	0- 0	AWAY	0- 0	1- 1	2- 1			
0- 0	0- 0	0- 0	NEUTRAL	0- 0	0- 0	0- 0			
6- 4	0- 0	0- 0	CONFERENCE	0- 1	2- 2	4- 1			
4- 1	0- 0	0- 0	HOME	0- 0	0- 1	4- 0			
2- 3	0- 0	0- 0	AWAY	0- 1	2- 1	0- 1			
0- 0	0- 0	0- 0	NEUTRAL	0- 0	0- 0	0- 0			

RPI 1-25				RPI 26-50				RPI 51-100				RPI 101+ Team's RPI: 147			
RPI	S	Opponent	Score	RPI	S	Opponent	Score	RPI	S	Opponent	Score	RPI	S	Opponent	Score
22	A	DePaul	61 105					92	A	Missouri St.	77 82	106	A	Drake	77 67
								97	H	UT Martin	63 70	121	A	UNI	65 60
												125	A	Memphis	58 61
												129	A	Mercer	55 52
												135	H	Marshall	55 61
												143	H	SIUE	71 57
												146	A	Loyola Chicago	59 83
												146	H	Loyola Chicago	68 69
												152	A	Illinois	64 78
												180	A	Southeast Mo. St.	87 72
												222	H	Siena	73 54
												248	H	Tennessee St.	79 70
												254	H	Indiana St.	76 64
												284	A	Wichita St.	48 57
												289	H	Morehead St.	102 69
												292	A	Murray St.	70 57
												304	H	Bradley	75 49
												309	H	Illinois St.	76 71
												317	H	Evansville	74 56
LAST 12 Division I GAMES:															
248	H	Tennessee St.	79 70	317	H	Evansville	74 56								
146	A	Loyola Chicago	59 83	146	H	Loyola Chicago	68 69								
309	H	Illinois St.	76 71	304	H	Bradley	75 49								
254	H	Indiana St.	76 64	121	A	UNI	65 60								
92	A	Missouri St.	77 82	106	A	Drake	77 67								
284	A	Wichita St.	48 57	135	H	Marshall	55 61								

Non-Div I Games:

Southern Ill.

Average RPI Win: 220	WON-LOST	WINNING	LAST 10	STRENGTH OF	OPP. STRENGTH	TEAM	ADJ.	CONF.	ADJ CONF.
Average RPI Loss: 99	RECORD	PCT. RANK	GAMES	SCHEDULE	OF SCHEDULE	RPI	RPI	RPI	RPI
DIV. I ONLY	10- 9	157	1- 1	146	103	134	134	11	11
DIV. I NON-CONF.	6- 4	125	1- 1	113	111	105	105	10	10
TOTALS	RPI 1-25	RPI 26-50	W-L RECORDS	RPI 51-100	RPI 101-150	RPI 150+			
10- 9	0- 1	0- 2	OVERALL	0- 2	3- 1	7- 3			
9- 0	0- 0	0- 0	HOME	0- 0	3- 0	6- 0			
1- 8	0- 1	0- 2	AWAY	0- 2	0- 0	1- 3			
0- 1	0- 0	0- 0	NEUTRAL	0- 0	0- 1	0- 0			
6- 4	0- 1	0- 1	NON-CONFERENCE	0- 1	2- 1	4- 0			
5- 0	0- 0	0- 0	HOME	0- 0	2- 0	3- 0			
1- 3	0- 1	0- 1	AWAY	0- 1	0- 0	1- 0			
0- 1	0- 0	0- 0	NEUTRAL	0- 0	0- 1	0- 0			
4- 5	0- 0	0- 1	CONFERENCE	0- 1	1- 0	3- 3			
4- 0	0- 0	0- 0	HOME	0- 0	1- 0	3- 0			
0- 5	0- 0	0- 1	AWAY	0- 1	0- 0	0- 3			
0- 0	0- 0	0- 0	NEUTRAL	0- 0	0- 0	0- 0			

RPI 1-25				RPI 26-50				RPI 51-100				RPI 101+ Team's RPI: 134			
RPI	S	Opponent	Score	RPI	S	Opponent	Score	RPI	S	Opponent	Score	RPI	S	Opponent	Score
3	A	Baylor	42 97	29	A	Mississippi St.	65 78	57	A	Chattanooga	48 53	116	N	North Carolina	62 69
				34	A	UTEP	64 72	84	A	Charlotte	59 80	122	H	Samford	56 48
												133	H	Ole Miss	57 38
												144	H	Fla. Atlantic	89 80
												164	A	Old Dominion	45 53
												170	A	Louisiana Tech	37 72
												170	H	Louisiana Tech	69 59
												197	H	North Texas	57 38
												209	H	South Ala.	71 51
												231	A	UTSA	41 47
												277	A	Tennessee Tech	69 57
												294	H	Alabama St.	65 44
												310	H	FIU	82 55
												347	H	Mississippi Val.	71 55
LAST 12 Division I GAMES:															
122	H	Samford	56 48	310	H	FIU	82 55								
57	A	Chattanooga	48 53	144	H	Fla. Atlantic	89 80								
197	H	North Texas	57 38	164	A	Old Dominion	45 53								
231	A	UTSA	41 47	84	A	Charlotte	59 80								
34	A	UTEP	64 72	170	H	Louisiana Tech	69 59								
170	A	Louisiana Tech	37 72	116	N	North Carolina	62 69								

Non-Div I Games: William Carey 75 34

Southern Miss.

■ Loss,
 ■ Non-Conf, S Site,
 ■ Home
 ■ Away
 N Neutral

Average RPI Win:	297	WON-LOST	WINNING	LAST 10	STRENGTH OF	OPP. STRENGTH	TEAM	ADJ.	CONF.	ADJ CONF.
Average RPI Loss:	108	RECORD	PCT. RANK	GAMES	SCHEDULE	OF SCHEDULE	RPI	RPI	RPI	RPI
DIV. I ONLY	8- 8	169	7- 3	219	271	183	183	32	32	
DIV. I NON-CONF.	1- 6	311	0- 2	10	6	163	163	31	31	
TOTALS	RPI 1-25	RPI 26-50	W-L RECORDS	RPI 51-100	RPI 101-150	RPI 150+				
8- 8	0- 2	0- 1	OVERALL	0- 3	0- 0	8- 2				
5- 1	0- 0	0- 0	HOME	0- 0	0- 0	5- 1				
3- 7	0- 1	0- 1	AWAY	0- 3	0- 0	3- 1				
0- 0	0- 0	0- 0	NEUTRAL	0- 0	0- 0	0- 0				
1- 6	0- 2	0- 1	NON-CONFERENCE	0- 3	0- 0	1- 0				
1- 0	0- 0	0- 0	HOME	0- 0	0- 0	1- 0				
0- 6	0- 2	0- 1	AWAY	0- 3	0- 0	0- 0				
0- 0	0- 0	0- 0	NEUTRAL	0- 0	0- 0	0- 0				
7- 2	0- 0	0- 0	CONFERENCE	0- 0	0- 0	7- 2				
4- 1	0- 0	0- 0	HOME	0- 0	0- 0	4- 1				
3- 1	0- 0	0- 0	AWAY	0- 0	0- 0	3- 1				
0- 0	0- 0	0- 0	NEUTRAL	0- 0	0- 0	0- 0				

RPI 1-25				RPI 26-50				RPI 51-100				RPI 101+ Team's RPI: 183			
RPI	S	Opponent	Score	RPI	S	Opponent	Score	RPI	S	Opponent	Score	RPI	S	Opponent	Score
11	A	Maryland	61 94	47	A	Kansas St.	47 59	64	A	Nebraska	38 89	209	H	South Ala.	50 45
18	A	Texas A&M	47 88					81	A	Tulane	48 77	220	H	Grambling	80 68
								93	A	Iowa St.	46 86	256	A	Texas Southern	45 59
												269	A	Prairie View	65 55
												294	H	Alabama St.	59 60
												325	H	Jackson St.	84 57
												327	H	Alcorn	66 57
												334	A	Ark.-Pine Bluff	78 61
												344	H	Alabama A&M	77 38
												347	A	Mississippi Val.	99 36
LAST 12 Division I GAMES:															
327	H	Alcorn	66 57	220	H	Grambling	80 68								
344	H	Alabama A&M	77 38	269	A	Prairie View	65 55								
294	H	Alabama St.	59 60	256	A	Texas Southern	45 59								
347	A	Mississippi Val.	99 36	81	A	Tulane	48 77								
334	A	Ark.-Pine Bluff	78 61	11	A	Maryland	61 94								
325	H	Jackson St.	84 57	93	A	Iowa St.	46 86								

Non-Div I Games: Tougaloo 81 48 Spring Hill 65 46

Southern U.

■ Loss,
 ■ Non-Conf, S Site,
 ■ Home
 ■ Away
 N Neutral

Southern Utah

Through Games Of Feb. 5, 2016

Average RPI Win:	313	WON-LOST	WINNING	LAST 10	STRENGTH OF	OPP. STRENGTH	TEAM	ADJ.	CONF.	ADJ CONF.
Average RPI Loss:	174	RECORD	PCT. RANK	GAMES	SCHEDULE	OF SCHEDULE	RPI	RPI	RPI	RPI
DIV. I ONLY	2- 18	339	0- 10	184	269	328	328	18	18	
DIV. I NON-CONF.	2- 8	290	1- 1	276	272	326	326	19	19	
TOTALS	RPI 1-25	RPI 26-50	W-L RECORDS	RPI 51-100	RPI 101-150	RPI 150+				
2- 18	0- 1	0- 0	OVERALL	0- 1	0- 3	2- 13				
2- 5	0- 0	0- 0	HOME	0- 0	0- 1	2- 4				
0- 12	0- 1	0- 0	AWAY	0- 1	0- 2	0- 8				
0- 1	0- 0	0- 0	NEUTRAL	0- 0	0- 0	0- 1				
2- 8	0- 1	0- 0	NON-CONFERENCE	0- 1	0- 1	2- 5				
2- 1	0- 0	0- 0	HOME	0- 0	0- 0	2- 1				
0- 6	0- 1	0- 0	AWAY	0- 1	0- 1	0- 3				
0- 1	0- 0	0- 0	NEUTRAL	0- 0	0- 0	0- 1				
0- 10	0- 0	0- 0	CONFERENCE	0- 0	0- 2	0- 8				
0- 4	0- 0	0- 0	HOME	0- 0	0- 1	0- 3				
0- 6	0- 0	0- 0	AWAY	0- 0	0- 1	0- 5				
0- 0	0- 0	0- 0	NEUTRAL	0- 0	0- 0	0- 0				

RPI 1-25				RPI 26-50				RPI 51-100				RPI 101+ Team's RPI: 328			
RPI	S	Opponent	Score	RPI	S	Opponent	Score	RPI	S	Opponent	Score	RPI	S	Opponent	Score
25	A	Southern California	32 71					91	A	TCU	47 76	102	A	New Mexico St.	60 74
												130	A	Idaho	48 93
												130	H	Idaho	51 62
												151	A	North Dakota	56 68
												162	A	Montana St.	59 86
												167	A	UNLV	44 79
												167	A	New Mexico	48 70
												174	H	Weber St.	51 69
												177	H	Idaho St.	67 71
												178	H	Eastern Wash.	82 85
												179	A	Northern Colo.	44 64
												217	A	Montana	60 66
												221	A	Utah Valley	58 70
												260	A	Northern Ariz.	48 57
												278	N	N.C. A&T	65 78
												283	H	CSUN	67 65
												321	H	UC Irvine	58 63
												343	H	Air Force	75 56
LAST 12 Division I GAMES:															
130	A	Idaho	48 93	178	H	Eastern Wash.	82 85	260	A	Northern Ariz.	48 57				
174	H	Weber St.	51 69	217	A	Montana	60 66	162	A	Montana St.	59 86				
177	H	Idaho St.	67 71	91	A	TCU	47 76	343	H	Air Force	75 56				
151	A	North Dakota	56 68												
179	A	Northern Colo.	44 64												
130	H	Idaho	51 62												

Non-Div I Games:

Southern Utah

■ Loss,
 ■ Non-Conf,
 ■ S Site,
 ■ Home
 ■ A Away
 N Neutral

Average RPI Win: 163		WON-LOST	WINNING	LAST 10	STRENGTH OF	OPP. STRENGTH	TEAM	ADJ.	CONF.	ADJ CONF.
Average RPI Loss: 54		RECORD	PCT. RANK	GAMES	SCHEDULE	OF SCHEDULE	RPI	RPI	RPI	RPI
DIV. I ONLY		19- 4	20	2- 2	117	83	33	33	7	7
DIV. I NON-CONF.		11- 2	28	0- 1	133	100	30	30	8	8
TOTALS		RPI 1-25	RPI 26-50		W-L RECORDS		RPI 51-100	RPI 101-150	RPI 150+	
19- 4	0- 2	1- 0		OVERALL		3- 2	4- 0	11- 0		
13- 0	0- 0	0- 0		HOME		3- 0	3- 0	7- 0		
6- 4	0- 1	1- 0		AWAY		0- 2	1- 0	4- 0		
0- 0	0- 0	0- 0		NEUTRAL		0- 0	0- 0	0- 0		
11- 2	0- 1	0- 0		NON-CONFERENCE		2- 1	4- 0	5- 0		
8- 0	0- 0	0- 0		HOME		2- 0	3- 0	3- 0		
3- 2	0- 1	0- 0		AWAY		0- 1	1- 0	2- 0		
0- 0	0- 0	0- 0		NEUTRAL		0- 0	0- 0	0- 0		
8- 2	0- 1	1- 0		CONFERENCE		1- 1	0- 0	6- 0		
5- 0	0- 0	0- 0		HOME		1- 0	0- 0	4- 0		
3- 2	0- 1	1- 0		AWAY		0- 1	0- 0	2- 0		
0- 0	0- 0	0- 0		NEUTRAL		0- 0	0- 0	0- 0		

RPI 1-25				RPI 26-50				Team's RPI: 33	RPI 51-100				RPI 101+			
RPI	S	Opponent	Score	RPI	S	Opponent	Score		RPI	S	Opponent	Score	RPI	S	Opponent	Score
22	A	DePaul	54 77	50	A	Dayton	59 54		55	H	James Madison	56 45	108	H	Toledo	74 63
24	A	Duquesne	62 74						75	A	Drexel	46 58	110	A	Stony Brook	73 68
									88	H	Saint Joseph's	65 51	126	H	Buffalo	59 32
									95	A	VCU	47 52	137	H	Penn St.	70 60
									96	H	Georgetown	69 54	157	H	Fordham	55 41
													169	A	Davidson	59 47
													182	H	Detroit	84 73
													185	H	George Mason	70 55
													193	A	Rhode Island	69 56
													202	A	Canisius	59 47
													208	H	Richmond	66 43
													222	H	Siena	57 40
													226	H	Massachusetts	66 41
													287	H	Niagara	67 55
													300	A	Colgate	62 38
LAST 12 Division I GAMES:																
75	A	Drexel	46 58	185	H	George Mason	70 55									
95	A	VCU	47 52	169	A	Davidson	59 47									
208	H	Richmond	66 43	226	H	Massachusetts	66 41									
88	H	Saint Joseph's	65 51	157	H	Fordham	55 41									
24	A	Duquesne	62 74	193	A	Rhode Island	69 56									
50	A	Dayton	59 54	202	A	Canisius	59 47									

Non-Div I Games:

St. Bonaventure

Average RPI Win:	303	WON-LOST	WINNING	LAST 10	STRENGTH OF	OPP. STRENGTH	TEAM	ADJ.	CONF.	ADJ CONF.
Average RPI Loss:	253	RECORD	PCT. RANK	GAMES	SCHEDULE	OF SCHEDULE	RPI	RPI	RPI	RPI
DIV. I ONLY	4- 17	313	1- 9	345	346	345	345	31	31	
DIV. I NON-CONF.	3- 8	258	1- 1	332	318	331	331	32	32	
TOTALS	RPI 1-25	RPI 26-50	W-L RECORDS	RPI 51-100	RPI 101-150	RPI 150+				
4- 17	0- 0	0- 0	OVERALL	0- 3	0- 0	4- 14				
1- 7	0- 0	0- 0	HOME	0- 1	0- 0	1- 6				
2- 9	0- 0	0- 0	AWAY	0- 1	0- 0	2- 8				
1- 1	0- 0	0- 0	NEUTRAL	0- 1	0- 0	1- 0				
3- 8	0- 0	0- 0	NON-CONFERENCE	0- 3	0- 0	3- 5				
1- 2	0- 0	0- 0	HOME	0- 1	0- 0	1- 1				
1- 5	0- 0	0- 0	AWAY	0- 1	0- 0	1- 4				
1- 1	0- 0	0- 0	NEUTRAL	0- 1	0- 0	1- 0				
1- 9	0- 0	0- 0	CONFERENCE	0- 0	0- 0	1- 9				
0- 5	0- 0	0- 0	HOME	0- 0	0- 0	0- 5				
1- 4	0- 0	0- 0	AWAY	0- 0	0- 0	1- 4				
0- 0	0- 0	0- 0	NEUTRAL	0- 0	0- 0	0- 0				

RPI 1-25			RPI 26-50			RPI 51-100			RPI 101+ Team's RPI: 345		
RPI	S	Opponent	Score	RPI	S	Opponent	Score	RPI	S	Opponent	Score
						76 H Army West Point	35 74	204 H Robert Morris		53 62	
						79 A Georgia Tech	51 89	206 H Bryant		42 70	
						96 N Georgetown	52 74	237 A Manhattan		53 61	
								259 H Sacred Heart		51 68	
								263 H Loyola Maryland		64 54	
								274 H Saint Francis (PA)		76 83	
								275 A Vermont		59 55	
								285 A Central Conn. St.		61 65	
								291 A Monmouth		54 63	
								297 H Rider		59 71	
								315 A Fairleigh Dickinson		61 65	
								324 A LIU Brooklyn		71 51	
								330 A Lafayette		59 77	
								331 A Saint Peter's		40 44	
								338 A Wagner		53 70	
								338 H Wagner		78 82	
								339 A Mt. St. Mary's		56 66	
								349 N Norfolk St.		59 55	
LAST 12 Division I GAMES:											
338 H Wagner		78 82	274 H Saint Francis (PA)		76 83						
285 A Central Conn. St.		61 65	204 H Robert Morris		53 62						
338 A Wagner		53 70	339 A Mt. St. Mary's		56 66						
324 A LIU Brooklyn		71 51	315 A Fairleigh Dickinson		61 65						
206 H Bryant		42 70	349 N Norfolk St.		59 55						
259 H Sacred Heart		51 68	291 A Monmouth		54 63						

Non-Div I Games:

St. Francis Brooklyn

■ Loss,
 ■ Non-Conf,
 ■ S Site,
 ■ H Home
 ■ A Away
 N Neutral

Average RPI Win:	156	WON-LOST	WINNING	LAST 10	STRENGTH OF	OPP. STRENGTH	TEAM	ADJ.	CONF.	ADJ CONF.
Average RPI Loss:	37	RECORD	PCT. RANK	GAMES	SCHEDULE	OF SCHEDULE	RPI	RPI	RPI	RPI
DIV. I ONLY	16- 6	55	6- 4	92	37	41	41	6	6	
DIV. I NON-CONF.	9- 2	37	1- 0	136	56	29	29	6	6	
TOTALS	RPI 1-25	RPI 26-50	W-L RECORDS	RPI 51-100	RPI 101-150	RPI 150+				
16- 6	1- 4	2- 0	OVERALL	2- 2	3- 0	8- 0				
9- 1	1- 1	1- 0	HOME	1- 0	2- 0	4- 0				
7- 5	0- 3	1- 0	AWAY	1- 2	1- 0	4- 0				
0- 0	0- 0	0- 0	NEUTRAL	0- 0	0- 0	0- 0				
9- 2	0- 2	2- 0	NON-CONFERENCE	0- 0	1- 0	6- 0				
5- 0	0- 0	1- 0	HOME	0- 0	1- 0	3- 0				
4- 2	0- 2	1- 0	AWAY	0- 0	0- 0	3- 0				
0- 0	0- 0	0- 0	NEUTRAL	0- 0	0- 0	0- 0				
7- 4	1- 2	0- 0	CONFERENCE	2- 2	2- 0	2- 0				
4- 1	1- 1	0- 0	HOME	1- 0	1- 0	1- 0				
3- 3	0- 1	0- 0	AWAY	1- 2	1- 0	1- 0				
0- 0	0- 0	0- 0	NEUTRAL	0- 0	0- 0	0- 0				

RPI 1-25				RPI 26-50				RPI 51-100				RPI 101+			
RPI	S	Opponent	Score	RPI	S	Opponent	Score	RPI	S	Opponent	Score	RPI	S	Opponent	Score
9	A	UCLA	58 73	40	H	South Fla.	74 70	62	A	Villanova	54 58	107	H	Yale	69 56
19	H	Seton Hall	71 69	48	A	Rutgers	69 62	82	A	Marquette	64 67	112	A	Creighton	66 55
22	A	DePaul	71 77					82	H	Marquette	81 77	141	H	Xavier	57 41
22	H	DePaul	61 71					96	A	Georgetown	65 60	175	H	Marist	61 47
24	A	Duquesne	57 76									186	H	Butler	68 41
												200	A	Kansas	86 71
												224	H	Fairfield	73 54
												235	A	Providence	80 61
												250	A	UCF	70 42
												259	H	Sacred Heart	67 54
												321	A	UC Irvine	85 63
LAST 12 Division I GAMES:															
22	A	DePaul	71 77	19	H	Seton Hall	71 69	82	H	Marquette	81 77				
82	A	Marquette	64 67	22	H	DePaul	61 71	235	A	Providence	80 61				
141	H	Xavier	57 41	112	A	Creighton	66 55	224	H	Fairfield	73 54				
186	H	Butler	68 41												
62	A	Villanova	54 58												
96	A	Georgetown	65 60												

Non-Div I Games:

St. John's (NY)

■ Loss,
 ■ Non-Conf, S Site,
 ■ Home
 ■ Away
 N Neutral

St. Mary's (CA)

Through Games Of Feb. 5, 2016

Average RPI Win:	159	WON-LOST	WINNING	LAST 10	STRENGTH OF	OPP. STRENGTH	TEAM	ADJ.	CONF.	ADJ CONF.
Average RPI Loss:	78	RECORD	PCT. RANK	GAMES	SCHEDULE	OF SCHEDULE	RPI	RPI	RPI	RPI
DIV. I ONLY	18- 4	27	8- 2	87	97	44	44	9	9	
DIV. I NON-CONF.	9- 2	37	1- 0	153	96	69	69	9	9	
TOTALS	RPI 1-25	RPI 26-50	W-L RECORDS	RPI 51-100	RPI 101-150	RPI 150+				
18- 4	0- 1	0- 1	OVERALL	6- 1	4- 0	8- 1				
8- 3	0- 0	0- 1	HOME	2- 1	2- 0	4- 1				
9- 1	0- 1	0- 0	AWAY	3- 0	2- 0	4- 0				
1- 0	0- 0	0- 0	NEUTRAL	1- 0	0- 0	0- 0				
9- 2	0- 0	0- 1	NON-CONFERENCE	3- 0	1- 0	5- 1				
4- 2	0- 0	0- 1	HOME	1- 0	1- 0	2- 1				
4- 0	0- 0	0- 0	AWAY	1- 0	0- 0	3- 0				
1- 0	0- 0	0- 0	NEUTRAL	1- 0	0- 0	0- 0				
9- 2	0- 1	0- 0	CONFERENCE	3- 1	3- 0	3- 0				
4- 1	0- 0	0- 0	HOME	1- 1	1- 0	2- 0				
5- 1	0- 1	0- 0	AWAY	2- 0	2- 0	1- 0				
0- 0	0- 0	0- 0	NEUTRAL	0- 0	0- 0	0- 0				

RPI 1-25				RPI 26-50				Team's RPI: 44				RPI 51-100				RPI 101+			
RPI	S	Opponent	Score	RPI	S	Opponent	Score	RPI	S	Opponent	Score	RPI	S	Opponent	Score	RPI	S	Opponent	Score
20	A	BYU	59 65	30	H	Missouri	78 95	62	N	Villanova	67 60	118	A	San Francisco	78 68				
								63	H	Washington St.	75 71	138	H	Fresno St.	83 81				
								65	H	Santa Clara	67 73	142	A	Pacific	82 73				
								68	A	San Diego	73 68	142	H	Pacific	83 75				
								68	H	San Diego	68 60	179	A	Northern Colo.	65 52				
								71	A	California	64 63	195	H	Cal Poly	87 83				
								89	A	Gonzaga	69 68	196	H	UC Davis	71 78				
												219	H	San Jose St.	91 81				
												246	A	Wyoming	70 64				
												247	H	Loyola Marymount	72 57				
												265	H	Pepperdine	88 72				
												273	A	Portland	78 51				
												283	A	CSUN	93 59				
LAST 12 Division I GAMES:																			
68	H	San Diego	68 60	247	H	Loyola Marymount	72 57												
142	H	Pacific	83 75	68	A	San Diego	73 68												
273	A	Portland	78 51	20	A	BYU	59 65												
89	A	Gonzaga	69 68	65	H	Santa Clara	67 73												
142	A	Pacific	82 73	118	A	San Francisco	78 68												
265	H	Pepperdine	88 72	195	H	Cal Poly	87 83												

Non-Div I Games:

St. Mary's (CA)

■ Loss,
 ■ Non-Conf,
 ■ S Site,
 ■ H Home
 ■ A Away
 N Neutral

Average RPI Win:	87	WON-LOST	WINNING	LAST 10	STRENGTH OF	OPP. STRENGTH	TEAM	ADJ.	CONF.	ADJ CONF.
Average RPI Loss:	20	RECORD	PCT. RANK	GAMES	SCHEDULE	OF SCHEDULE	RPI	RPI	RPI	RPI
DIV. I ONLY	19- 5	35	8- 2	2	4	5	5	1	1	
DIV. I NON-CONF.	10- 2	33	0- 0	5	24	3	3	1	1	
TOTALS	RPI 1-25	RPI 26-50	W-L RECORDS	RPI 51-100	RPI 101-150	RPI 150+				
19- 5	2- 4	4- 0	OVERALL	9- 1	0- 0	4- 0				
10- 1	1- 0	2- 0	HOME	4- 1	0- 0	3- 0				
6- 4	1- 4	0- 0	AWAY	4- 0	0- 0	1- 0				
3- 0	0- 0	2- 0	NEUTRAL	1- 0	0- 0	0- 0				
10- 2	1- 1	3- 0	NON-CONFERENCE	3- 1	0- 0	3- 0				
5- 1	1- 0	1- 0	HOME	1- 1	0- 0	2- 0				
2- 1	0- 1	0- 0	AWAY	1- 0	0- 0	1- 0				
3- 0	0- 0	2- 0	NEUTRAL	1- 0	0- 0	0- 0				
9- 3	1- 3	1- 0	CONFERENCE	6- 0	0- 0	1- 0				
5- 0	0- 0	1- 0	HOME	3- 0	0- 0	1- 0				
4- 3	1- 3	0- 0	AWAY	3- 0	0- 0	0- 0				
0- 0	0- 0	0- 0	NEUTRAL	0- 0	0- 0	0- 0				

RPI	S	Opponent	Score	RPI	S	Opponent	Score	RPI	S	Opponent	Score	RPI	S	Opponent	Score
7	A	Oregon St.	50 58	27	H	Washington	69 53	57	H	Chattanooga	73 30	165	H	Cornell	93 38
8	A	Texas	69 77	36	N	Purdue	71 65	63	H	Washington St.	69 52	171	H	Colorado	71 56
9	A	UCLA	36 56	37	H	George Washington	84 63	65	H	Santa Clara	58 61	196	A	UC Davis	74 45
10	A	Arizona St.	31 49	50	N	Dayton	74 66	69	A	Oregon	64 62	257	H	CSU Bakersfield	83 41
13	H	Tennessee	69 55					71	A	California	60 55				
25	A	Southern California	57 47					71	H	California	53 46				
								74	H	Utah	72 52				
								89	A	Gonzaga	65 48				
								92	N	Missouri St.	82 65				
								99	A	Arizona	59 34				
LAST 12 Division I GAMES:															
71	A	California	60 55	7	A	Oregon St.	50 58								
71	H	California	53 46	69	A	Oregon	64 62								
63	H	Washington St.	69 52	171	H	Colorado	71 56								
27	H	Washington	69 53	74	H	Utah	72 52								
9	A	UCLA	36 56	10	A	Arizona St.	31 49								
25	A	Southern California	57 47	99	A	Arizona	59 34								

Non-Div I Games:

Stanford

■ Loss,
■ Non-Conf,
■ S Site,
■ H Home
■ A Away
N Neutral

Average RPI Win:	220	WON-LOST	WINNING	LAST 10	STRENGTH OF	OPP. STRENGTH	TEAM	ADJ.	CONF.	ADJ CONF.
Average RPI Loss:	181	RECORD	PCT. RANK	GAMES	SCHEDULE	OF SCHEDULE	RPI	RPI	RPI	RPI
DIV. I ONLY	7- 10	225	4- 5	203	281	252	252	27	27	
DIV. I NON-CONF.	3- 5	218	1- 1	168	246	213	213	26	26	
TOTALS	RPI 1-25	RPI 26-50	W-L RECORDS	RPI 51-100	RPI 101-150	RPI 150+				
7- 10	0- 0	0- 0	OVERALL	0- 2	1- 2	6- 6				
4- 4	0- 0	0- 0	HOME	0- 1	0- 1	4- 2				
1- 4	0- 0	0- 0	AWAY	0- 1	0- 0	1- 3				
2- 2	0- 0	0- 0	NEUTRAL	0- 0	1- 1	1- 1				
3- 5	0- 0	0- 0	NON-CONFERENCE	0- 1	1- 1	2- 3				
1- 1	0- 0	0- 0	HOME	0- 0	0- 0	1- 1				
0- 2	0- 0	0- 0	AWAY	0- 1	0- 0	0- 1				
2- 2	0- 0	0- 0	NEUTRAL	0- 0	1- 1	1- 1				
4- 5	0- 0	0- 0	CONFERENCE	0- 1	0- 1	4- 3				
3- 3	0- 0	0- 0	HOME	0- 1	0- 1	3- 1				
1- 2	0- 0	0- 0	AWAY	0- 0	0- 0	1- 2				
0- 0	0- 0	0- 0	NEUTRAL	0- 0	0- 0	0- 0				

RPI 1-25				RPI 26-50				RPI 51-100				RPI 101+				Team's RPI: 252	
RPI	S	Opponent	Score	RPI	S	Opponent	Score	RPI	S	Opponent	Score	RPI	S	Opponent	Score		
								59	H	Abilene Christian	70	85	114	H	Central Ark.	53	55
								91	A	TCU	55	88	120	N	IUPUI	55	62
													143	N	SIUE	82	74
													154	H	McNeese St.	80	55
													159	H	Texas-Arlington	63	67
													170	A	Louisiana Tech	44	76
													174	N	Weber St.	46	56
													176	H	Northwestern St.	68	52
													239	H	Rice	59	45
													242	H	Sam Houston St.	70	63
													254	N	Indiana St.	71	62
													272	H	Lamar	60	64
													314	A	Southeastern La.	56	65
													333	A	A&M-Corpus Christi	71	66
													340	A	New Orleans	57	58
LAST 12 Division I GAMES:																	
				176	H	Northwestern St.	68	52					114	H	Central Ark.	53	55
				333	A	A&M-Corpus Christi	71	66					314	A	Southeastern La.	56	65
				242	H	Sam Houston St.	70	63					154	H	McNeese St.	80	55
				272	H	Lamar	60	64					239	H	Rice	59	45
				59	H	Abilene Christian	70	85					91	A	TCU	55	88
				340	A	New Orleans	57	58					174	N	Weber St.	46	56

Non-Div I Games: Texas-Tyler 91 69 Tex. A&M-Commerce 75 65 LSU-Shreveport 94 39

Stephen F. Austin

Average RPI Win: 280	WON-LOST	WINNING	LAST 10	STRENGTH OF	OPP. STRENGTH	TEAM	ADJ.	CONF.	ADJ CONF.
Average RPI Loss: 121	RECORD	PCT. RANK	GAMES	SCHEDULE	OF SCHEDULE	RPI	RPI	RPI	RPI
DIV. I ONLY	10- 8	140	5- 5	297	212	199	199	28	28
DIV. I NON-CONF.	6- 5	146	3- 2	260	135	174	174	27	27

TOTALS	RPI 1-25	RPI 26-50	W-L RECORDS	RPI 51-100	RPI 101-150	RPI 150+			
10- 8	0- 1	0- 1	OVERALL	0- 2	0- 1	10- 3			
5- 2	0- 0	0- 0	HOME	0- 0	0- 0	5- 2			
5- 4	0- 1	0- 1	AWAY	0- 1	0- 0	5- 1			
0- 2	0- 0	0- 0	NEUTRAL	0- 1	0- 1	0- 0			
6- 5	0- 1	0- 1	NON-CONFERENCE	0- 1	0- 1	6- 1			
3- 1	0- 0	0- 0	HOME	0- 0	0- 0	3- 1			
3- 2	0- 1	0- 1	AWAY	0- 0	0- 0	3- 0			
0- 2	0- 0	0- 0	NEUTRAL	0- 1	0- 1	0- 0			
4- 3	0- 0	0- 0	CONFERENCE	0- 1	0- 0	4- 2			
2- 1	0- 0	0- 0	HOME	0- 0	0- 0	2- 1			
2- 2	0- 0	0- 0	AWAY	0- 1	0- 0	2- 1			
0- 0	0- 0	0- 0	NEUTRAL	0- 0	0- 0	0- 0			

RPI 1-25				RPI 26-50				RPI 51-100				RPI 101+ Team's RPI: 199			
RPI	S	Opponent	Score	RPI	S	Opponent	Score	RPI	S	Opponent	Score	RPI	S	Opponent	Score
13	A	Tennessee	56 90	26	A	Georgia	55 76	67	A	FGCU	48 61	113	N	Boise St.	65 71
								100	N	Minnesota	69 72	155	H	Hampton	68 59
												163	A	Jacksonville	49 69
												232	H	USC Upstate	56 61
												250	H	UCF	83 68
												251	H	Georgia St.	72 80
												255	A	UNCW	52 49
												258	A	Bethune-Cookman	62 38
												279	H	Ga. Southern	79 57
												286	A	Kennesaw St.	57 54
												303	H	North Florida	81 61
												335	A	Lipscomb	83 62
												337	H	NJIT	60 55
												342	A	Eastern Ill.	68 66
LAST 12 Division I GAMES:															
303	H	North Florida	81 61	67	A	FGCU	48 61	155	H	Hampton	68 59	13	A	Tennessee	56 90
163	A	Jacksonville	49 69	251	H	Georgia St.	72 80	279	H	Ga. Southern	79 57	255	A	UNCW	52 49
335	A	Lipscomb	83 62	286	A	Kennesaw St.	57 54								
286	A	Kennesaw St.	57 54	232	H	USC Upstate	56 61								
232	H	USC Upstate	56 61	337	H	NJIT	60 55								
337	H	NJIT	60 55												

Non-Div I Games: Trinity Baptist 107 30 Armstrong St. 61 45 Flagler 84 47

Stetson

Average RPI Win:	240	WON-LOST	WINNING	LAST 10	STRENGTH OF	OPP. STRENGTH	TEAM	ADJ.	CONF.	ADJ CONF.
Average RPI Loss:	91	RECORD	PCT. RANK	GAMES	SCHEDULE	OF SCHEDULE	RPI	RPI	RPI	RPI
DIV. I ONLY	14- 8	98	7- 3	178	202	110	110	15	15	
DIV. I NON-CONF.	8- 5	119	3- 0	164	198	117	117	18	18	
TOTALS	RPI 1-25	RPI 26-50	W-L RECORDS	RPI 51-100	RPI 101-150	RPI 150+				
14- 8	0- 0	0- 3	OVERALL	0- 2	2- 2	12- 1				
8- 2	0- 0	0- 1	HOME	0- 0	2- 1	6- 0				
6- 6	0- 0	0- 2	AWAY	0- 2	0- 1	6- 1				
0- 0	0- 0	0- 0	NEUTRAL	0- 0	0- 0	0- 0				
8- 5	0- 0	0- 2	NON-CONFERENCE	0- 1	2- 2	6- 0				
4- 2	0- 0	0- 1	HOME	0- 0	2- 1	2- 0				
4- 3	0- 0	0- 1	AWAY	0- 1	0- 1	4- 0				
0- 0	0- 0	0- 0	NEUTRAL	0- 0	0- 0	0- 0				
6- 3	0- 0	0- 1	CONFERENCE	0- 1	0- 0	6- 1				
4- 0	0- 0	0- 0	HOME	0- 0	0- 0	4- 0				
2- 3	0- 0	0- 1	AWAY	0- 1	0- 0	2- 1				
0- 0	0- 0	0- 0	NEUTRAL	0- 0	0- 0	0- 0				

RPI 1-25				RPI 26-50				RPI 51-100				RPI 101+				Team's RPI: 110	
RPI	S	Opponent	Score	RPI	S	Opponent	Score	RPI	S	Opponent	Score	RPI	S	Opponent	Score		
				28	A	Syracuse	49 64	77	A	Hofstra	66 71	107	A	Yale	57 62		
				33	H	St. Bonaventure	68 73	94	A	Maine	52 55	119	H	Iona	58 53		
				46	A	Albany (NY)	54 73					133	H	Ole Miss	57 72		
												139	H	Harvard	64 63		
												165	A	Cornell	58 49		
												180	A	UMBC	69 60		
												212	A	Binghamton	47 54		
												212	H	Binghamton	64 58		
												215	H	Hartford	58 35		
												223	A	Columbia	79 71		
												244	H	Morgan St.	46 42		
												267	H	New Hampshire	63 54		
												275	H	Vermont	73 59		
												323	A	UMass Lowell	64 50		
												324	H	LIU Brooklyn	71 54		
												331	A	Saint Peter's	69 35		
												338	A	Wagner	73 62		
LAST 12 Division I GAMES:																	
				212	A	Binghamton	47 54	180	A	UMBC	69 60						
				275	H	Vermont	73 59	323	A	UMass Lowell	64 50						
				94	A	Maine	52 55	212	H	Binghamton	64 58						
				46	A	Albany (NY)	54 73	139	H	Harvard	64 63						
				215	H	Hartford	58 35	324	H	LIU Brooklyn	71 54						
				267	H	New Hampshire	63 54	338	A	Wagner	73 62						

Non-Div I Games:

Stony Brook

Syracuse

Through Games Of Feb. 5, 2016

Average RPI Win:	148	WON-LOST	WINNING	LAST 10	STRENGTH OF	OPP. STRENGTH	TEAM	ADJ.	CONF.	ADJ CONF.
Average RPI Loss:	28	RECORD	PCT. RANK	GAMES	SCHEDULE	OF SCHEDULE	RPI	RPI	RPI	RPI
DIV. I ONLY	17- 6	49	7- 3	31	42	28	28	5	5	
DIV. I NON-CONF.	10- 3	61	2- 0	49	67	38	38	5	5	
TOTALS	RPI 1-25	RPI 26-50	W-L RECORDS	RPI 51-100	RPI 101-150	RPI 150+				
17- 6	0- 5	3- 0	OVERALL	3- 0	3- 1	8- 0				
12- 2	0- 2	1- 0	HOME	3- 0	2- 0	6- 0				
3- 4	0- 3	1- 0	AWAY	0- 0	1- 1	1- 0				
2- 0	0- 0	1- 0	NEUTRAL	0- 0	0- 0	1- 0				
10- 3	0- 3	1- 0	NON-CONFERENCE	1- 0	1- 0	7- 0				
7- 1	0- 1	0- 0	HOME	1- 0	1- 0	5- 0				
1- 2	0- 2	0- 0	AWAY	0- 0	0- 0	1- 0				
2- 0	0- 0	1- 0	NEUTRAL	0- 0	0- 0	1- 0				
7- 3	0- 2	2- 0	CONFERENCE	2- 0	2- 1	1- 0				
5- 1	0- 1	1- 0	HOME	2- 0	1- 0	1- 0				
2- 2	0- 1	1- 0	AWAY	0- 0	1- 1	0- 0				
0- 0	0- 0	0- 0	NEUTRAL	0- 0	0- 0	0- 0				

RPI 1-25				RPI 26-50				Team's RPI: 28				RPI 51-100				RPI 101+			
RPI	S	Opponent	Score	RPI	S	Opponent	Score	RPI	S	Opponent	Score	RPI	S	Opponent	Score	RPI	S	Opponent	Score
1	A	Notre Dame	62 90	27	N	Washington	66 62	75	H	Drexel	83 62	110	H	Stony Brook	64 49				
10	H	Arizona St.	54 61	39	H	Duke	86 50	90	H	Boston College	62 61	116	A	North Carolina	73 77				
11	A	Maryland	64 82	43	A	Miami (FL)	57 51	98	H	Virginia Tech	60 39	132	A	Wake Forest	91 65				
13	A	Tennessee	55 57									145	H	Pittsburgh	71 48				
14	H	Louisville	53 71									157	N	Fordham	76 54				
												163	H	Jacksonville	65 49				
												193	A	Rhode Island	57 54				
												198	H	UTRGV	91 32				
												233	H	Coppin St.	88 56				
												243	H	Clemson	83 62				
												244	H	Morgan St.	90 61				
												320	H	Howard	97 48				
LAST 12 Division I GAMES:																			
243	H	Clemson	83 62	145	H	Pittsburgh	71 48												
43	A	Miami (FL)	57 51	98	H	Virginia Tech	60 39												
90	H	Boston College	62 61	116	A	North Carolina	73 77												
14	H	Louisville	53 71	39	H	Duke	86 50												
1	A	Notre Dame	62 90	198	H	UTRGV	91 32												
132	A	Wake Forest	91 65	320	H	Howard	97 48												

Non-Div I Games:

Syracuse

■ Loss,
 ■ Non-Conf,
 ■ S Site,
 ■ H Home
 ■ A Away
 N Neutral

Average RPI Win:	204	WON-LOST	WINNING	LAST 10	STRENGTH OF	OPP. STRENGTH	TEAM	ADJ.	CONF.	ADJ CONF.
Average RPI Loss:	39	RECORD	PCT. RANK	GAMES	SCHEDULE	OF SCHEDULE	RPI	RPI	RPI	RPI
DIV. I ONLY	12- 9	133	4- 6	56	49	91	91	3	3	
DIV. I NON-CONF.	8- 3	77	1- 1	271	172	145	145	3	3	
TOTALS	RPI 1-25	RPI 26-50	W-L RECORDS	RPI 51-100	RPI 101-150	RPI 150+				
12- 9	0- 5	1- 3	OVERALL	1- 0	3- 0	7- 1				
9- 4	0- 2	1- 2	HOME	0- 0	1- 0	7- 0				
3- 5	0- 3	0- 1	AWAY	1- 0	2- 0	0- 1				
0- 0	0- 0	0- 0	NEUTRAL	0- 0	0- 0	0- 0				
8- 3	0- 2	0- 0	NON-CONFERENCE	0- 0	1- 0	7- 1				
7- 1	0- 1	0- 0	HOME	0- 0	0- 0	7- 0				
1- 2	0- 1	0- 0	AWAY	0- 0	1- 0	0- 1				
0- 0	0- 0	0- 0	NEUTRAL	0- 0	0- 0	0- 0				
4- 6	0- 3	1- 3	CONFERENCE	1- 0	2- 0	0- 0				
2- 3	0- 1	1- 2	HOME	0- 0	1- 0	0- 0				
2- 3	0- 2	0- 1	AWAY	1- 0	1- 0	0- 0				
0- 0	0- 0	0- 0	NEUTRAL	0- 0	0- 0	0- 0				

RPI	S	Opponent	Score	RPI	S	Opponent	Score	RPI	S	Opponent	Score	RPI	S	Opponent	Score
1	H	Notre Dame	72 88	31	H	Oklahoma	65 78	93	A	Iowa St.	72 62	127	A	Texas Tech	78 69
3	A	Baylor	55 72	38	H	West Virginia	84 97					127	H	Texas Tech	69 48
8	H	Texas	58 65	47	A	Kansas St.	49 58					150	A	SMU	89 79
15	A	Oklahoma St.	52 80	47	H	Kansas St.	87 73					186	A	Butler	53 65
18	A	Texas A&M	78 82									198	H	UTRGV	71 67
												242	H	Sam Houston St.	85 59
												252	H	Stephen F. Austin	88 55
												269	H	Prairie View	69 60
												270	H	La.-Monroe	80 42
												328	H	Southern Utah	76 47
												340	H	New Orleans	85 36
LAST 12 Division I GAMES:															
15	A	Oklahoma St.	52 80	3	A	Baylor	55 72								
93	A	Iowa St.	72 62	31	H	Oklahoma	65 78								
38	H	West Virginia	84 97	47	H	Kansas St.	87 73								
8	H	Texas	58 65	127	A	Texas Tech	78 69								
47	A	Kansas St.	49 58	328	H	Southern Utah	76 47								
127	H	Texas Tech	69 48	1	H	Notre Dame	72 88								

Non-Div I Games:

TCU

■ Loss,
■ Non-Conf, S Site,
■ Home
■ Away
N Neutral

Average RPI Win:	179	WON-LOST	WINNING	LAST 10	STRENGTH OF	OPP. STRENGTH	TEAM	ADJ.	CONF.	ADJ CONF.
Average RPI Loss:	65	RECORD	PCT. RANK	GAMES	SCHEDULE	OF SCHEDULE	RPI	RPI	RPI	RPI
DIV. I ONLY	14- 7	85	6- 3	123	55	70	70	8	8	
DIV. I NON-CONF.	6- 5	146	0- 1	68	43	103	103	7	7	
TOTALS	RPI 1-25	RPI 26-50	W-L RECORDS	RPI 51-100	RPI 101-150	RPI 150+				
14- 7	1- 2	0- 2	OVERALL	2- 1	2- 2	9- 0				
8- 2	1- 0	0- 1	HOME	1- 1	2- 0	4- 0				
6- 5	0- 1	0- 0	AWAY	1- 0	0- 1	5- 0				
0- 0	0- 0	0- 0	NEUTRAL	0- 0	0- 0	0- 0				
6- 5	1- 1	0- 2	NON-CONFERENCE	1- 1	0- 1	4- 0				
4- 2	1- 0	0- 1	HOME	1- 1	0- 0	2- 0				
2- 3	0- 1	0- 1	AWAY	0- 0	0- 1	2- 0				
0- 0	0- 0	0- 0	NEUTRAL	0- 0	0- 0	0- 0				
8- 2	0- 1	0- 0	CONFERENCE	1- 0	2- 1	5- 0				
4- 0	0- 0	0- 0	HOME	0- 0	2- 0	2- 0				
4- 2	0- 1	0- 0	AWAY	1- 0	0- 1	3- 0				
0- 0	0- 0	0- 0	NEUTRAL	0- 0	0- 0	0- 0				

RPI 1-25				RPI 26-50				RPI 51-100				RPI 101+			
RPI	S	Opponent	Score	RPI	S	Opponent	Score	RPI	S	Opponent	Score	RPI	S	Opponent	Score
4	A	UConn	49 104	42	H	Penn	54 60	62	H	Villanova	61 55	111	A	Quinnipiac	56 58
12	A	Florida St.	47 75	48	A	Rutgers	51 61	81	A	Tulane	72 54	125	H	Memphis	82 58
21	H	Florida	97 91					88	H	Saint Joseph's	67 70	150	A	SMU	67 69
												150	H	SMU	55 35
												157	A	Fordham	57 44
												173	A	East Carolina	83 63
												188	H	Tulsa	66 46
												207	H	Cincinnati	74 51
												241	A	Houston	75 66
												250	A	UCF	71 63
												259	H	Sacred Heart	92 62
												281	A	La Salle	77 48
												305	H	Delaware St.	100 59
LAST 12 Division I GAMES:															
150	H	SMU	55 35	207	H	Cincinnati	74 51								
173	A	East Carolina	83 63	188	H	Tulsa	66 46								
81	A	Tulane	72 54	150	A	SMU	67 69								
42	H	Penn	54 60	241	A	Houston	75 66								
4	A	UConn	49 104	125	H	Memphis	82 58								
250	A	UCF	71 63	305	H	Delaware St.	100 59								

Non-Div I Games:

Temple

Loss, Non-Conf, S Site, H Home A Away N Neutral

Average RPI Win: 103		WON-LOST	WINNING	LAST 10	STRENGTH OF	OPP. STRENGTH	TEAM	ADJ.	CONF.	ADJ CONF.
Average RPI Loss: 39		RECORD	PCT. RANK	GAMES	SCHEDULE	OF SCHEDULE	RPI	RPI	RPI	RPI
DIV. I ONLY		14- 8	98	5- 5	1	30	13	13	2	2
DIV. I NON-CONF.		9- 4	96	2- 1	2	27	9	9	2	2
TOTALS		RPI 1-25	RPI 26-50		W-L RECORDS		RPI 51-100	RPI 101-150	RPI 150+	
14- 8	1- 5	3- 1		OVERALL		3- 1	4- 1	3- 0		
11- 3	0- 2	2- 0		HOME		3- 1	4- 0	2- 0		
3- 5	1- 3	1- 1		AWAY		0- 0	0- 1	1- 0		
0- 0	0- 0	0- 0		NEUTRAL		0- 0	0- 0	0- 0		
9- 4	1- 3	2- 0		NON-CONFERENCE		1- 1	2- 0	3- 0		
7- 2	0- 1	2- 0		HOME		1- 1	2- 0	2- 0		
2- 2	1- 2	0- 0		AWAY		0- 0	0- 0	1- 0		
0- 0	0- 0	0- 0		NEUTRAL		0- 0	0- 0	0- 0		
5- 4	0- 2	1- 1		CONFERENCE		2- 0	2- 1	0- 0		
4- 1	0- 1	0- 0		HOME		2- 0	2- 0	0- 0		
1- 3	0- 1	1- 1		AWAY		0- 0	0- 1	0- 0		
0- 0	0- 0	0- 0		NEUTRAL		0- 0	0- 0	0- 0		

RPI	S	Opponent	Score	RPI	S	Opponent	Score	RPI	S	Opponent	Score	RPI	S	Opponent	Score
1	A	Notre Dame	66 79	28	H	Syracuse	57 55	52	H	Vanderbilt	58 49	114	H	Central Ark.	102 47
5	A	Stanford	55 69	29	A	Mississippi St.	63 65	57	H	Chattanooga	59 57	131	H	Alabama	70 42
7	A	Oregon St.	53 50	30	A	Missouri	71 55	61	H	Auburn	79 52	136	A	Arkansas	59 64
8	H	Texas	53 64	46	H	Albany (NY)	63 55	98	H	Virginia Tech	43 57	136	H	Arkansas	75 57
17	A	Kentucky	63 64									137	H	Penn St.	74 66
21	H	Florida	66 74									153	H	ETSU	85 49
												199	H	Stetson	90 56
												284	A	Wichita St.	58 51
LAST 12 Division I GAMES:															
136	H	Arkansas	75 57	136	A	Arkansas	59 64								
131	H	Alabama	70 42	61	H	Auburn	79 52								
29	A	Mississippi St.	63 65	21	H	Florida	66 74								
17	A	Kentucky	63 64	30	A	Missouri	71 55								
52	H	Vanderbilt	58 49	199	H	Stetson	90 56								
1	A	Notre Dame	66 79	7	A	Oregon St.	53 50								

Non-Div I Games:

Tennessee

Average RPI Win:	274	WON-LOST	WINNING	LAST 10	STRENGTH OF	OPP. STRENGTH	TEAM	ADJ.	CONF.	ADJ CONF.
Average RPI Loss:	145	RECORD	PCT. RANK	GAMES	SCHEDULE	OF SCHEDULE	RPI	RPI	RPI	RPI
DIV. I ONLY	7- 14	256	4- 6	197	217	248	248	24	24	
DIV. I NON-CONF.	3- 8	258	0- 2	123	145	222	222	23	23	
TOTALS	RPI 1-25	RPI 26-50	W-L RECORDS	RPI 51-100	RPI 101-150	RPI 150+				
7- 14	0- 1	0- 2	OVERALL	0- 1	1- 4	6- 6				
5- 1	0- 0	0- 0	HOME	0- 0	1- 0	4- 1				
1- 11	0- 1	0- 2	AWAY	0- 1	0- 3	1- 4				
1- 2	0- 0	0- 0	NEUTRAL	0- 0	0- 1	1- 1				
3- 8	0- 1	0- 2	NON-CONFERENCE	0- 0	0- 3	3- 2				
2- 0	0- 0	0- 0	HOME	0- 0	0- 0	2- 0				
0- 6	0- 1	0- 2	AWAY	0- 0	0- 2	0- 1				
1- 2	0- 0	0- 0	NEUTRAL	0- 0	0- 1	1- 1				
4- 6	0- 0	0- 0	CONFERENCE	0- 1	1- 1	3- 4				
3- 1	0- 0	0- 0	HOME	0- 0	1- 0	2- 1				
1- 5	0- 0	0- 0	AWAY	0- 1	0- 1	1- 3				
0- 0	0- 0	0- 0	NEUTRAL	0- 0	0- 0	0- 0				

RPI 1-25				RPI 26-50				RPI 51-100				RPI 101+ Team's RPI: 248			
RPI	S	Opponent	Score	RPI	S	Opponent	Score	RPI	S	Opponent	Score	RPI	S	Opponent	Score
17	A	Kentucky	39 81	29	A	Mississippi St.	54 82	97	A	UT Martin	50 77	105	A	Youngstown St.	58 69
				49	A	Indiana	56 88					123	A	Belmont	65 80
												143	H	SIUE	73 61
												144	N	Fla. Atlantic	64 69
												147	A	Southern Ill.	70 79
												152	A	Illinois	43 98
												180	A	Southeast Mo. St.	65 75
												211	H	Eastern Ky.	66 70
												225	N	Utah St.	46 63
												253	H	Austin Peay	66 58
												256	H	Texas Southern	72 56
												277	A	Tennessee Tech	60 70
												280	A	Jacksonville St.	55 69
												292	H	Murray St.	69 58
												294	N	Alabama St.	74 64
												335	H	Lipscomb	77 65
												342	A	Eastern Ill.	62 53
LAST 12 Division I GAMES:															
211	H	Eastern Ky.	66 70	253	H	Austin Peay	66 58								
280	A	Jacksonville St.	55 69	143	H	SIUE	73 61								
97	A	UT Martin	50 77	342	A	Eastern Ill.	62 53								
123	A	Belmont	65 80	180	A	Southeast Mo. St.	65 75								
277	A	Tennessee Tech	60 70	105	A	Youngstown St.	58 69								
292	H	Murray St.	69 58	17	A	Kentucky	39 81								

Non-Div I Games: Lane 75 44 North Ala. 58 40

Tennessee St.

Loss, Non-Conf, S Site, H Home A Away N Neutral

Tennessee Tech

Through Games Of Feb. 5, 2016

Average RPI Win:	280	WON-LOST	WINNING	LAST 10	STRENGTH OF	OPP. STRENGTH	TEAM	ADJ.	CONF.	ADJ CONF.
Average RPI Loss:	146	RECORD	PCT. RANK	GAMES	SCHEDULE	OF SCHEDULE	RPI	RPI	RPI	RPI
DIV. I ONLY	7- 16	270	3- 7	204	210	277	277	24	24	
DIV. I NON-CONF.	4- 9	245	1- 1	142	158	245	245	23	23	
TOTALS	RPI 1-25	RPI 26-50	W-L RECORDS	RPI 51-100	RPI 101-150	RPI 150+				
7- 16	0- 1	0- 1	OVERALL	0- 3	0- 6	7- 5				
5- 8	0- 1	0- 0	HOME	0- 1	0- 4	5- 2				
2- 8	0- 0	0- 1	AWAY	0- 2	0- 2	2- 3				
0- 0	0- 0	0- 0	NEUTRAL	0- 0	0- 0	0- 0				
4- 9	0- 1	0- 1	NON-CONFERENCE	0- 2	0- 4	4- 1				
3- 5	0- 1	0- 0	HOME	0- 1	0- 2	3- 1				
1- 4	0- 0	0- 1	AWAY	0- 1	0- 2	1- 0				
0- 0	0- 0	0- 0	NEUTRAL	0- 0	0- 0	0- 0				
3- 7	0- 0	0- 0	CONFERENCE	0- 1	0- 2	3- 4				
2- 3	0- 0	0- 0	HOME	0- 0	0- 2	2- 1				
1- 4	0- 0	0- 0	AWAY	0- 1	0- 0	1- 3				
0- 0	0- 0	0- 0	NEUTRAL	0- 0	0- 0	0- 0				

RPI 1-25				RPI 26-50				RPI 51-100				RPI 101+ Team's RPI: 277			
RPI	S	Opponent	Score	RPI	S	Opponent	Score	RPI	S	Opponent	Score	RPI	S	Opponent	Score
14	H	Louisville	54 76	26	A	Georgia	48 81	53	H	Arkansas St.	55 77	123	H	Belmont	79 80
								72	A	Middle Tenn.	53 69	129	H	Mercer	47 63
								97	A	UT Martin	53 67	134	H	Southern Miss.	57 69
												141	A	Xavier	47 64
												143	H	SIUE	68 83
												149	A	Northern Ky.	62 88
												180	H	Southeast Mo. St.	57 60
												211	A	Eastern Ky.	77 72
												243	H	Clemson	53 71
												248	H	Tennessee St.	70 60
												251	H	Georgia St.	72 65
												253	A	Austin Peay	75 91
												284	H	Wichita St.	54 48
												288	A	UNCG	73 64
												289	A	Morehead St.	71 75
												292	A	Murray St.	50 56
												335	H	Lipscomb	81 70
												342	H	Eastern Ill.	81 74
LAST 12 Division I GAMES:															
123	H	Belmont	79 80	253	A	Austin Peay	75 91								
289	A	Morehead St.	71 75	292	A	Murray St.	50 56								
211	A	Eastern Ky.	77 72	143	H	SIUE	68 83								
248	H	Tennessee St.	70 60	342	H	Eastern Ill.	81 74								
180	H	Southeast Mo. St.	57 60	26	A	Georgia	48 81								
97	A	UT Martin	53 67	284	H	Wichita St.	54 48								

Non-Div I Games:

Tennessee Tech

■ Loss,
■ Non-Conf,
■ S Site,
■ H Home
■ A Away
N Neutral

Average RPI Win:	122	WON-LOST	WINNING	LAST 10	STRENGTH OF	OPP. STRENGTH	TEAM	ADJ.	CONF.	ADJ CONF.
Average RPI Loss:	3	RECORD	PCT. RANK	GAMES	SCHEDULE	OF SCHEDULE	RPI	RPI	RPI	RPI
DIV. I ONLY	20- 1	5	9- 1	74	6	8	8	3	3	
DIV. I NON-CONF.	11- 0	1	2- 0	190	10	11	11	3	3	
TOTALS	RPI 1-25	RPI 26-50	W-L RECORDS	RPI 51-100	RPI 101-150	RPI 150+				
20- 1	3- 1	4- 0	OVERALL	2- 0	2- 0	9- 0				
11- 1	1- 1	2- 0	HOME	1- 0	1- 0	6- 0				
8- 0	2- 0	2- 0	AWAY	1- 0	0- 0	3- 0				
1- 0	0- 0	0- 0	NEUTRAL	0- 0	1- 0	0- 0				
11- 0	2- 0	1- 0	NON-CONFERENCE	0- 0	1- 0	7- 0				
7- 0	1- 0	1- 0	HOME	0- 0	0- 0	5- 0				
3- 0	1- 0	0- 0	AWAY	0- 0	0- 0	2- 0				
1- 0	0- 0	0- 0	NEUTRAL	0- 0	1- 0	0- 0				
9- 1	1- 1	3- 0	CONFERENCE	2- 0	1- 0	2- 0				
4- 1	0- 1	1- 0	HOME	1- 0	1- 0	1- 0				
5- 0	1- 0	2- 0	AWAY	1- 0	0- 0	1- 0				
0- 0	0- 0	0- 0	NEUTRAL	0- 0	0- 0	0- 0				

RPI 1-25				Team's RPI: 8		RPI 26-50				RPI 51-100				RPI 101+			
RPI	S	Opponent	Score	RPI	S	Opponent	Score	RPI	S	Opponent	Score	RPI	S	Opponent	Score		
3	H	Baylor	67 80	29	H	Mississippi St.	53 47	91	A	TCU	65 58	127	H	Texas Tech	86 62		
5	H	Stanford	77 69	31	H	Oklahoma	83 76	93	H	Iowa St.	75 54	136	N	Arkansas	61 50		
13	A	Tennessee	64 53	38	A	West Virginia	65 54					155	H	Hampton	79 52		
15	A	Oklahoma St.	78 48	47	A	Kansas St.	66 51					172	A	Little Rock	66 56		
												176	H	Northwestern St.	86 33		
												200	A	Kansas	75 38		
												200	H	Kansas	70 46		
												202	H	Canisius	92 62		
												231	H	UTSA	90 53		
												239	A	Rice	70 47		
												242	H	Sam Houston St.	83 49		
LAST 12 Division I GAMES:																	
47	A	Kansas St.	66 51	15	A	Oklahoma St.	78 48										
200	H	Kansas	70 46	93	H	Iowa St.	75 54										
31	H	Oklahoma	83 76	127	H	Texas Tech	86 62										
91	A	TCU	65 58	38	A	West Virginia	65 54										
3	H	Baylor	67 80	242	H	Sam Houston St.	83 49										
200	A	Kansas	75 38	136	N	Arkansas	61 50										

Average RPI Win:	118	WON-LOST	WINNING	LAST 10	STRENGTH OF	OPP. STRENGTH	TEAM	ADJ.	CONF.	ADJ CONF.
Average RPI Loss:	30	RECORD	PCT. RANK	GAMES	SCHEDULE	OF SCHEDULE	RPI	RPI	RPI	RPI
DIV. I ONLY	15- 7	79	6- 4	6	16	18	18	2	2	
DIV. I NON-CONF.	10- 3	61	3- 0	23	16	25	25	2	2	
TOTALS	RPI 1-25	RPI 26-50	W-L RECORDS	RPI 51-100	RPI 101-150	RPI 150+				
15- 7	0- 6	4- 0	OVERALL	2- 0	4- 1	5- 0				
9- 2	0- 2	2- 0	HOME	1- 0	2- 0	4- 0				
3- 3	0- 0	1- 0	AWAY	0- 0	2- 0	0- 0				
3- 2	0- 2	1- 0	NEUTRAL	1- 0	0- 0	1- 0				
10- 3	0- 3	2- 0	NON-CONFERENCE	2- 0	1- 0	5- 0				
6- 1	0- 1	0- 0	HOME	1- 0	1- 0	4- 0				
1- 0	0- 0	1- 0	AWAY	0- 0	0- 0	0- 0				
3- 2	0- 2	1- 0	NEUTRAL	1- 0	0- 0	1- 0				
5- 4	0- 3	2- 0	CONFERENCE	0- 0	3- 1	0- 0				
3- 1	0- 1	2- 0	HOME	0- 0	1- 0	0- 0				
2- 3	0- 2	0- 0	AWAY	0- 0	2- 1	0- 0				
0- 0	0- 0	0- 0	NEUTRAL	0- 0	0- 0	0- 0				

RPI 1-25				RPI 26-50				RPI 51-100				RPI 101+			
RPI	S	Opponent	Score	RPI	S	Opponent	Score	RPI	S	Opponent	Score	RPI	S	Opponent	Score
2	A	South Carolina	58 59	26	H	Georgia	73 62	71	N	California	75 58	115	A	LSU	53 35
2	H	South Carolina	63 70	30	H	Missouri	81 77	91	H	TCU	82 78	131	A	Alabama	59 56
6	N	Ohio St.	80 95	31	N	Oklahoma	74 68					133	H	Ole Miss	81 58
20	N	BYU	64 72	39	A	Duke	72 66					136	A	Arkansas	61 67
21	A	Florida	81 83									150	H	SMU	67 55
22	H	DePaul	66 80									156	N	Hawaii	82 41
												166	H	Texas St.	87 50
												172	H	Little Rock	69 39
												183	H	Southern U.	88 47
												269	H	Prairie View	88 30
LAST 12 Division I GAMES:															
21	A	Florida	81 83	115	A	LSU	53 35								
2	H	South Carolina	63 70	136	A	Arkansas	61 67								
131	A	Alabama	59 56	26	H	Georgia	73 62								
30	H	Missouri	81 77	269	H	Prairie View	88 30								
2	A	South Carolina	58 59	172	H	Little Rock	69 39								
133	H	Ole Miss	81 58	31	N	Oklahoma	74 68								

Non-Div I Games:

Texas A&M

■ Loss,
 ■ Non-Conf, S Site,
 ■ Home
 ■ Away
 N Neutral

Team Record				Through Games Of Feb. 9, 1918						
Average RPI Win:	291	WON-LOST	WINNING	LAST 10	STRENGTH OF	OPP. STRENGTH	TEAM	ADJ.	CONF.	ADJ CONF.
Average RPI Loss:	192	RECORD	PCT. RANK	GAMES	SCHEDULE	OF SCHEDULE	RPI	RPI	RPI	RPI
DIV. I ONLY	12- 7	101	9- 1	349	264	256	256	32	32	
DIV. I NON-CONF.	4- 6	201	3- 0	348	83	304	304	31	31	
TOTALS	RPI 1-25	RPI 26-50	W-L RECORDS	RPI 51-100	RPI 101-150	RPI 150+				
12- 7	0- 1	0- 0	OVERALL	0- 0	0- 1	12- 5				
6- 2	0- 0	0- 0	HOME	0- 0	0- 0	6- 2				
5- 5	0- 1	0- 0	AWAY	0- 0	0- 1	5- 3				
1- 0	0- 0	0- 0	NEUTRAL	0- 0	0- 0	1- 0				
4- 6	0- 1	0- 0	NON-CONFERENCE	0- 0	0- 1	4- 4				
1- 2	0- 0	0- 0	HOME	0- 0	0- 0	1- 2				
2- 4	0- 1	0- 0	AWAY	0- 0	0- 1	2- 2				
1- 0	0- 0	0- 0	NEUTRAL	0- 0	0- 0	1- 0				
8- 1	0- 0	0- 0	CONFERENCE	0- 0	0- 0	8- 1				
5- 0	0- 0	0- 0	HOME	0- 0	0- 0	5- 0				
3- 1	0- 0	0- 0	AWAY	0- 0	0- 0	3- 1				
0- 0	0- 0	0- 0	NEUTRAL	0- 0	0- 0	0- 0				

RPI 1-25				RPI 26-50				RPI 51-100				RPI 101+ Team's RPI: 256			
RPI	S	Opponent	Score	RPI	S	Opponent	Score	RPI	S	Opponent	Score	RPI	S	Opponent	Score
15	A	Oklahoma St.	52 87									115	A	LSU	36 86
												183	H	Southern U.	59 45
												200	A	Kansas	65 72
												220	A	Grambling	62 50
												230	H	Houston Baptist	65 77
												231	A	UTSA	59 44
												239	A	Rice	69 66
												242	H	Sam Houston St.	51 53
												248	A	Tennessee St.	56 72
												269	H	Prairie View	72 65
												294	A	Alabama St.	51 57
												325	A	Jackson St.	62 36
												327	H	Alcorn	68 39
												333	H	A&M-Corpus Christi	51 43
												334	H	Ark.-Pine Bluff	57 30
												335	N	Lipscomb	66 62
												344	A	Alabama A&M	57 38
												347	H	Mississippi Val.	76 38
LAST 12 Division I GAMES:															
344	A	Alabama A&M	57 38	269	H	Prairie View	72 65								
294	A	Alabama St.	51 57	327	H	Alcorn	68 39								
334	H	Ark.-Pine Bluff	57 30	183	H	Southern U.	59 45								
347	H	Mississippi Val.	76 38	231	A	UTSA	59 44								
220	A	Grambling	62 50	239	A	Rice	69 66								
325	A	Jackson St.	62 36	333	H	A&M-Corpus Christi	51 43								

Non-Div I Games:

Texas Southern

■ Loss, ■ Non-Conf, S Site, H Home A Away N Neutral

Average RPI Win:	212	WON-LOST	WINNING	LAST 10	STRENGTH OF	OPP. STRENGTH	TEAM	ADJ.	CONF.	ADJ CONF.
Average RPI Loss:	133	RECORD	PCT. RANK	GAMES	SCHEDULE	OF SCHEDULE	RPI	RPI	RPI	RPI
DIV. I ONLY	8- 10	201	5- 5	138	154	166	166	16	16	
DIV. I NON-CONF.	3- 5	218	1- 1	69	30	147	147	14	14	
TOTALS	RPI 1-25	RPI 26-50	W-L RECORDS	RPI 51-100	RPI 101-150	RPI 150+				
8- 10	0- 1	0- 2	OVERALL	0- 2	1- 1	7- 4				
5- 1	0- 0	0- 0	HOME	0- 1	0- 0	5- 0				
3- 6	0- 1	0- 1	AWAY	0- 0	1- 0	2- 4				
0- 3	0- 0	0- 1	NEUTRAL	0- 1	0- 1	0- 0				
3- 5	0- 1	0- 2	NON-CONFERENCE	0- 1	0- 1	3- 0				
2- 0	0- 0	0- 0	HOME	0- 0	0- 0	2- 0				
1- 2	0- 1	0- 1	AWAY	0- 0	0- 0	1- 0				
0- 3	0- 0	0- 1	NEUTRAL	0- 1	0- 1	0- 0				
5- 5	0- 0	0- 0	CONFERENCE	0- 1	1- 0	4- 4				
3- 1	0- 0	0- 0	HOME	0- 1	0- 0	3- 0				
2- 4	0- 0	0- 0	AWAY	0- 0	1- 0	1- 4				
0- 0	0- 0	0- 0	NEUTRAL	0- 0	0- 0	0- 0				

RPI 1-25				RPI 26-50				RPI 51-100				RPI 101+ Team's RPI: 166			
RPI	S	Opponent	Score	RPI	S	Opponent	Score	RPI	S	Opponent	Score	RPI	S	Opponent	Score
18	A	Texas A&M	50 87	30	A	Missouri	56 82	53	H	Arkansas St.	59 74	128	A	La.-Lafayette	46 42
				39	N	Duke	34 85	93	N	Iowa St.	61 83	130	N	Idaho	55 75
												172	H	Little Rock	67 57
												197	H	North Texas	64 62
												205	A	Troy	79 112
												209	A	South Ala.	73 71
												230	A	Houston Baptist	71 66
												231	H	UTSA	72 64
												240	A	Appalachian St.	71 90
												251	A	Georgia St.	62 73
												251	H	Georgia St.	80 71
												270	A	La.-Monroe	59 63
												279	H	Ga. Southern	61 56
LAST 12 Division I GAMES:															
251	A	Georgia St.	62 73	209	A	South Ala.	73 71								
270	A	La.-Monroe	59 63	240	A	Appalachian St.	71 90								
128	A	La.-Lafayette	46 42	251	H	Georgia St.	80 71								
53	H	Arkansas St.	59 74	279	H	Ga. Southern	61 56								
172	H	Little Rock	67 57	30	A	Missouri	56 82								
205	A	Troy	79 112	230	A	Houston Baptist	71 66								

Non-Div I Games: Tex. A&M-Commerce 80 60 St. Edward's 52 44

Texas St.

Loss, Non-Conf, S Site, H Home A Away N Neutral

Average RPI Win:	208	WON-LOST	WINNING	LAST 10	STRENGTH OF	OPP. STRENGTH	TEAM	ADJ.	CONF.	ADJ CONF.
Average RPI Loss:	41	RECORD	PCT. RANK	GAMES	SCHEDULE	OF SCHEDULE	RPI	RPI	RPI	RPI
DIV. I ONLY	11- 11	169	2- 8	55	61	127	127	3	3	
DIV. I NON-CONF.	9- 2	37	1- 0	213	240	98	98	3	3	
TOTALS	RPI 1-25	RPI 26-50	W-L RECORDS	RPI 51-100	RPI 101-150	RPI 150+				
11- 11	0- 3	0- 5	OVERALL	2- 3	1- 0	8- 0				
10- 4	0- 1	0- 2	HOME	2- 1	1- 0	7- 0				
0- 6	0- 0	0- 0	AWAY	0- 0	0- 0	0- 0				
1- 1	0- 0	0- 1	NEUTRAL	0- 0	0- 0	1- 0				
9- 2	0- 0	0- 1	NON-CONFERENCE	1- 1	1- 0	7- 0				
8- 0	0- 0	0- 0	HOME	1- 0	1- 0	6- 0				
0- 1	0- 0	0- 0	AWAY	0- 1	0- 0	0- 0				
1- 1	0- 0	0- 1	NEUTRAL	0- 0	0- 0	1- 0				
2- 9	0- 3	0- 4	CONFERENCE	1- 2	0- 0	1- 0				
2- 4	0- 1	0- 2	HOME	1- 1	0- 0	1- 0				
0- 5	0- 2	0- 2	AWAY	0- 1	0- 0	0- 0				
0- 0	0- 0	0- 0	NEUTRAL	0- 0	0- 0	0- 0				

RPI 1-25				RPI 26-50				RPI 51-100				RPI 101+ Team's RPI: 127			
RPI	S	Opponent	Score	RPI	S	Opponent	Score	RPI	S	Opponent	Score	RPI	S	Opponent	Score
3	A	Baylor	43 69	27	N	Washington	73 77	59	H	Abilene Christian	71 65	130	H	Idaho	78 62
8	A	Texas	62 86	31	A	Oklahoma	53 92	65	A	Santa Clara	70 75	157	N	Fordham	62 48
15	H	Oklahoma St.	46 69	38	A	West Virginia	57 79	91	A	TCU	48 69	177	H	Idaho St.	79 64
				38	H	West Virginia	42 69	91	H	TCU	69 78	200	H	Kansas	54 44
				47	H	Kansas St.	53 65	93	H	Iowa St.	69 66	220	H	Grambling	70 55
												287	H	Niagara	79 45
												314	H	Southeastern La.	113 51
												316	H	Incarnate Word	70 55
												334	H	Ark.-Pine Bluff	84 40
LAST 12 Division I GAMES:															
38	H	West Virginia	42 69	91	A	TCU	48 69								
200	H	Kansas	54 44	38	A	West Virginia	57 79								
3	A	Baylor	43 69	15	H	Oklahoma St.	46 69								
47	H	Kansas St.	53 65	8	A	Texas	62 86								
31	A	Oklahoma	53 92	91	H	TCU	69 78								
93	H	Iowa St.	69 66	334	H	Ark.-Pine Bluff	84 40								

Non-Div I Games:

Texas Tech

Texas-Arlington

Through Games Of Feb. 5, 2016

Average RPI Win:	243	WON-LOST	WINNING	LAST 10	STRENGTH OF	OPP. STRENGTH	TEAM	ADJ.	CONF.	ADJ CONF.
Average RPI Loss:	118	RECORD	PCT. RANK	GAMES	SCHEDULE	OF SCHEDULE	RPI	RPI	RPI	RPI
DIV. I ONLY	8- 11	220	4- 6	102	191	159	159	16	16	
DIV. I NON-CONF.	4- 5	193	2- 0	18	112	94	94	14	14	
TOTALS	RPI 1-25	RPI 26-50	W-L RECORDS	RPI 51-100	RPI 101-150	RPI 150+				
8- 11	0- 2	0- 1	OVERALL	0- 2	0- 1	8- 5				
2- 6	0- 1	0- 0	HOME	0- 2	0- 0	2- 3				
6- 5	0- 1	0- 1	AWAY	0- 0	0- 1	6- 2				
0- 0	0- 0	0- 0	NEUTRAL	0- 0	0- 0	0- 0				
4- 5	0- 2	0- 1	NON-CONFERENCE	0- 1	0- 0	4- 1				
1- 3	0- 1	0- 0	HOME	0- 1	0- 0	1- 1				
3- 2	0- 1	0- 1	AWAY	0- 0	0- 0	3- 0				
0- 0	0- 0	0- 0	NEUTRAL	0- 0	0- 0	0- 0				
4- 6	0- 0	0- 0	CONFERENCE	0- 1	0- 1	4- 4				
1- 3	0- 0	0- 0	HOME	0- 1	0- 0	1- 2				
3- 3	0- 0	0- 0	AWAY	0- 0	0- 1	3- 2				
0- 0	0- 0	0- 0	NEUTRAL	0- 0	0- 0	0- 0				

RPI 1-25				RPI 26-50				RPI 51-100				RPI 101+ Team's RPI: 159			
RPI	S	Opponent	Score	RPI	S	Opponent	Score	RPI	S	Opponent	Score	RPI	S	Opponent	Score
3	A	Baylor	20 62	47	A	Kansas St.	41 61	53	H	Arkansas St.	71 78	128	A	La.-Lafayette	52 63
19	H	Seton Hall	54 61					54	H	Western Ky.	64 73	154	H	McNeese St.	57 63
												163	H	Jacksonville	56 54
												172	H	Little Rock	55 59
												205	A	Troy	71 88
												209	A	South Ala.	55 59
												230	A	Houston Baptist	64 40
												231	A	UTSA	51 47
												240	A	Appalachian St.	76 45
												251	H	Georgia St.	63 68
												252	A	Stephen F. Austin	67 63
												270	A	La.-Monroe	60 50
												279	A	Ga. Southern	53 41
												279	H	Ga. Southern	70 31
LAST 12 Division I GAMES:															
279	A	Ga. Southern	53 41	205	A	Troy	71 88								
128	A	La.-Lafayette	52 63	240	A	Appalachian St.	76 45								
270	A	La.-Monroe	60 50	279	H	Ga. Southern	70 31								
172	H	Little Rock	55 59	251	H	Georgia St.	63 68								
53	H	Arkansas St.	71 78	231	A	UTSA	51 47								
209	A	South Ala.	55 59	230	A	Houston Baptist	64 40								

Non-Div I Games: Missouri Valley 96 30

Texas-Arlington

■ Loss,
■ Non-Conf, S Site,
■ Home
■ Away
N Neutral

Average RPI Win:	225	WON-LOST	WINNING	LAST 10	STRENGTH OF	OPP. STRENGTH	TEAM	ADJ.	CONF.	ADJ CONF.
Average RPI Loss:	73	RECORD	PCT. RANK	GAMES	SCHEDULE	OF SCHEDULE	RPI	RPI	RPI	RPI
DIV. I ONLY	11- 9	143	7- 3	90	126	108	108	12	12	
DIV. I NON-CONF.	5- 6	180	3- 0	59	77	133	133	13	13	
TOTALS	RPI 1-25	RPI 26-50	W-L RECORDS	RPI 51-100	RPI 101-150	RPI 150+				
11- 9	0- 1	0- 3	OVERALL	1- 2	2- 3	8- 0				
6- 2	0- 0	0- 1	HOME	0- 1	1- 0	5- 0				
3- 5	0- 0	0- 0	AWAY	0- 0	1- 0	2- 0				
2- 2	0- 0	0- 1	NEUTRAL	1- 0	0- 1	1- 0				
5- 6	0- 1	0- 3	NON-CONFERENCE	1- 1	0- 1	4- 0				
2- 2	0- 0	0- 1	HOME	0- 1	0- 0	2- 0				
1- 2	0- 1	0- 1	AWAY	0- 0	0- 0	1- 0				
2- 2	0- 0	0- 1	NEUTRAL	1- 0	0- 1	1- 0				
6- 3	0- 0	0- 0	CONFERENCE	0- 1	2- 2	4- 0				
4- 0	0- 0	0- 0	HOME	0- 0	1- 0	3- 0				
2- 3	0- 0	0- 0	AWAY	0- 1	1- 2	1- 0				
0- 0	0- 0	0- 0	NEUTRAL	0- 0	0- 0	0- 0				

RPI 1-25				RPI 26-50				RPI 51-100				RPI 101+ Team's RPI: 108			
RPI	S	Opponent	Score	RPI	S	Opponent	Score	RPI	S	Opponent	Score	RPI	S	Opponent	Score
1	A	Notre Dame	39 74	33	A	St. Bonaventure	63 74	58	A	Ball St.	69 75	109	A	Akron	71 81
				46	N	Albany (NY)	55 63	95	N	VCU	80 61	116	A	Western Mich.	80 68
				50	H	Dayton	57 83	99	H	Arizona	59 62	116	H	Western Mich.	80 73
												124	A	Eastern Mich.	41 59
												139	N	Harvard	70 76
												214	A	Ill.-Chicago	60 51
												223	N	Columbia	88 75
												234	H	Bowling Green	75 61
												245	A	Miami (OH)	55 50
												264	H	Northern Ill.	66 59
												306	H	Cleveland St.	66 53
												329	H	Kent St.	73 67
												334	H	Ark.-Pine Bluff	74 47
LAST 12 Division I GAMES:															
116	A	Western Mich.	80 68	116	H	Western Mich.	80 73								
234	H	Bowling Green	75 61	329	H	Kent St.	73 67								
124	A	Eastern Mich.	41 59	58	A	Ball St.	69 75								
109	A	Akron	71 81	334	H	Ark.-Pine Bluff	74 47								
264	H	Northern Ill.	66 59	214	A	Ill.-Chicago	60 51								
245	A	Miami (OH)	55 50	306	H	Cleveland St.	66 53								

Non-Div I Games:

Toledo

■ Loss,
■ Non-Conf,
■ S Site,
■ H Home
■ A Away
N Neutral

Average RPI Win: 197	WON-LOST	WINNING	LAST 10	STRENGTH OF	OPP. STRENGTH	TEAM	ADJ.	CONF.	ADJ CONF.
Average RPI Loss: 177	RECORD	PCT. RANK	GAMES	SCHEDULE	OF SCHEDULE	RPI	RPI	RPI	RPI
DIV. I ONLY	5- 16	293	2- 8	225	214	290	290	13	13
DIV. I NON-CONF.	3- 8	258	1- 1	263	287	296	296	12	12
TOTALS	RPI 1-25	RPI 26-50	W-L RECORDS	RPI 51-100	RPI 101-150	RPI 150+			
5- 16	0- 0	0- 0	OVERALL	1- 5	0- 0	4- 11			
3- 6	0- 0	0- 0	HOME	1- 2	0- 0	2- 4			
1- 10	0- 0	0- 0	AWAY	0- 3	0- 0	1- 7			
1- 0	0- 0	0- 0	NEUTRAL	0- 0	0- 0	1- 0			
3- 8	0- 0	0- 0	NON-CONFERENCE	0- 3	0- 0	3- 5			
2- 2	0- 0	0- 0	HOME	0- 1	0- 0	2- 1			
0- 6	0- 0	0- 0	AWAY	0- 2	0- 0	0- 4			
1- 0	0- 0	0- 0	NEUTRAL	0- 0	0- 0	1- 0			
2- 8	0- 0	0- 0	CONFERENCE	1- 2	0- 0	1- 6			
1- 4	0- 0	0- 0	HOME	1- 1	0- 0	0- 3			
1- 4	0- 0	0- 0	AWAY	0- 1	0- 0	1- 3			
0- 0	0- 0	0- 0	NEUTRAL	0- 0	0- 0	0- 0			

RPI S	Opponent	Score	RPI S	Opponent	Score	RPI S	Opponent	Score	RPI S	Opponent	Score	Team's RPI: 290
						55	H James Madison	57 64	165	A Cornell	60 88	
						61	H Auburn	52 74	180	H UMBC	61 51	
						77	A Hofstra	60 64	185	A George Mason	76 88	
						80	H Elon	85 78	187	A Col. of Charleston	55 67	
						96	A Georgetown	46 82	189	A Delaware	64 69	
						100	A Minnesota	86 105	189	H Delaware	62 66	
									191	H William & Mary	54 73	
									192	A Northeastern	72 71	
									228	N Western Ill.	83 77	
									233	H Coppin St.	69 81	
									255	A UNCW	51 53	
									255	H UNCW	49 52	
									297	A Rider	72 78	
									303	A North Florida	72 74	
									307	H UMKC	70 47	
LAST 12 Division I GAMES:												
			189	H Delaware	62 66		80	H Elon	85 78			
			187	A Col. of Charleston	55 67		255	H UNCW	49 52			
			255	A UNCW	51 53		191	H William & Mary	54 73			
			77	A Hofstra	60 64		192	A Northeastern	72 71			
			55	H James Madison	57 64		307	H UMKC	70 47			
			189	A Delaware	64 69		96	A Georgetown	46 82			

Non-Div I Games:

Towson

■ Loss,
■ Non-Conf,
■ S Site,
■ H Home
■ A Away
N Neutral

Average RPI Win:	245	WON-LOST	WINNING	LAST 10	STRENGTH OF	OPP. STRENGTH	TEAM	ADJ.	CONF.	ADJ CONF.
Average RPI Loss:	155	RECORD	PCT. RANK	GAMES	SCHEDULE	OF SCHEDULE	RPI	RPI	RPI	RPI
DIV. I ONLY	8- 10	201	5- 5	213	243	205	205	16	16	
DIV. I NON-CONF.	3- 4	197	1- 0	219	324	167	167	14	14	
TOTALS	RPI 1-25	RPI 26-50	W-L RECORDS	RPI 51-100	RPI 101-150	RPI 150+				
8- 10	0- 0	0- 0	OVERALL	0- 2	0- 3	8- 5				
4- 3	0- 0	0- 0	HOME	0- 1	0- 0	4- 2				
4- 7	0- 0	0- 0	AWAY	0- 1	0- 3	4- 3				
0- 0	0- 0	0- 0	NEUTRAL	0- 0	0- 0	0- 0				
3- 4	0- 0	0- 0	NON-CONFERENCE	0- 1	0- 2	3- 1				
1- 0	0- 0	0- 0	HOME	0- 0	0- 0	1- 0				
2- 4	0- 0	0- 0	AWAY	0- 1	0- 2	2- 1				
0- 0	0- 0	0- 0	NEUTRAL	0- 0	0- 0	0- 0				
5- 6	0- 0	0- 0	CONFERENCE	0- 1	0- 1	5- 4				
3- 3	0- 0	0- 0	HOME	0- 1	0- 0	3- 2				
2- 3	0- 0	0- 0	AWAY	0- 0	0- 1	2- 2				
0- 0	0- 0	0- 0	NEUTRAL	0- 0	0- 0	0- 0				

RPI 1-25				RPI 26-50				RPI 51-100				RPI 101+				Team's RPI: 205	
RPI	S	Opponent	Score	RPI	S	Opponent	Score	RPI	S	Opponent	Score	RPI	S	Opponent	Score		
								52	A	Vanderbilt	43	97	122	A	Samford	69	73
								53	H	Arkansas St.	81	101	123	A	Belmont	93	102
												128	A	La.-Lafayette	53	56	
												159	H	Texas-Arlington	88	71	
												166	H	Texas St.	112	79	
												172	A	Little Rock	64	79	
												172	H	Little Rock	78	71	
												184	A	UAB	67	89	
												209	H	South Ala.	71	75	
												240	H	Appalachian St.	81	96	
												251	A	Georgia St.	97	90	
												270	A	La.-Monroe	73	77	
												279	A	Ga. Southern	81	66	
												294	A	Alabama St.	73	59	
												314	A	Southeastern La.	100	90	
												322	H	Nicholls St.	104	51	
LAST 12 Division I GAMES:																	
				172	A	Little Rock	64	79				159	H	Texas-Arlington	88	71	
				240	H	Appalachian St.	81	96				279	A	Ga. Southern	81	66	
				209	H	South Ala.	71	75				251	A	Georgia St.	97	90	
				128	A	La.-Lafayette	53	56				172	H	Little Rock	78	71	
				270	A	La.-Monroe	73	77				53	H	Arkansas St.	81	101	
				166	H	Texas St.	112	79				314	A	Southeastern La.	100	90	

Non-Div I Games: West Ala. 103 72 Fort Valley St. 118 72

Troy

Average RPI Win:	181	WON-LOST	WINNING	LAST 10	STRENGTH OF	OPP. STRENGTH	TEAM	ADJ.	CONF.	ADJ CONF.
Average RPI Loss:	46	RECORD	PCT. RANK	GAMES	SCHEDULE	OF SCHEDULE	RPI	RPI	RPI	RPI
DIV. I ONLY	15- 7	79	6- 4	86	80	81	81	8	8	
DIV. I NON-CONF.	9- 3	69	2- 0	63	92	47	47	7	7	
TOTALS	RPI 1-25	RPI 26-50	W-L RECORDS	RPI 51-100	RPI 101-150	RPI 150+				
15- 7	0- 3	0- 2	OVERALL	2- 1	3- 1	10- 0				
10- 3	0- 1	0- 1	HOME	1- 1	1- 0	8- 0				
4- 2	0- 1	0- 0	AWAY	0- 0	2- 1	2- 0				
1- 2	0- 1	0- 1	NEUTRAL	1- 0	0- 0	0- 0				
9- 3	0- 2	0- 1	NON-CONFERENCE	2- 0	2- 0	5- 0				
7- 0	0- 0	0- 0	HOME	1- 0	1- 0	5- 0				
1- 1	0- 1	0- 0	AWAY	0- 0	1- 0	0- 0				
1- 2	0- 1	0- 1	NEUTRAL	1- 0	0- 0	0- 0				
6- 4	0- 1	0- 1	CONFERENCE	0- 1	1- 1	5- 0				
3- 3	0- 1	0- 1	HOME	0- 1	0- 0	3- 0				
3- 1	0- 0	0- 0	AWAY	0- 0	1- 1	2- 0				
0- 0	0- 0	0- 0	NEUTRAL	0- 0	0- 0	0- 0				

RPI 1-25				RPI 26-50				RPI 51-100				RPI 101+			
RPI	S	Opponent	Score	RPI	S	Opponent	Score	RPI	S	Opponent	Score	RPI	S	Opponent	Score
4	H	UConn	38 96	40	H	South Fla.	67 71	70	H	Temple	54 72	115	H	LSU	67 63
12	A	Florida St.	72 78	48	N	Rutgers	51 75	85	H	Saint Louis	66 58	125	A	Memphis	67 83
23	N	Green Bay	58 79					87	N	Virginia	67 62	133	A	Ole Miss	61 59
												150	A	SMU	54 42
												154	H	McNeese St.	74 55
												172	H	Little Rock	69 53
												173	A	East Carolina	66 51
												173	H	East Carolina	78 73
												183	H	Southern U.	77 48
												188	A	Tulsa	71 47
												241	H	Houston	70 48
												250	H	UCF	75 54
												288	H	UNCG	74 53
												325	H	Jackson St.	92 49
LAST 12 Division I GAMES:															
4	H	UConn	38 96	250	H	UCF	75 54								
70	H	Temple	54 72	173	A	East Carolina	66 51								
173	H	East Carolina	78 73	125	A	Memphis	67 83								
150	A	SMU	54 42	241	H	Houston	70 48								
188	A	Tulsa	71 47	85	H	Saint Louis	66 58								
40	H	South Fla.	67 71	288	H	UNCG	74 53								

Non-Div I Games:

Tulane

■ Loss,
■ Non-Conf,
■ S Site,
■ H Home
■ A Away
N Neutral

Tulsa

Through Games Of Feb. 5, 2016

Average RPI Win: 174		WON-LOST	WINNING	LAST 10	STRENGTH OF	OPP. STRENGTH	TEAM	ADJ.	CONF.	ADJ CONF.
Average RPI Loss: 115		RECORD	PCT. RANK	GAMES	SCHEDULE	OF SCHEDULE	RPI	RPI	RPI	RPI
DIV. I ONLY		8- 15	253	3- 7	100	68	188	188	8	8
DIV. I NON-CONF.		3- 8	258	0- 0	126	95	218	218	7	7
TOTALS		RPI 1-25	RPI 26-50		W-L RECORDS		RPI 51-100	RPI 101-150	RPI 150+	
8- 15	0- 2	0- 2		OVERALL		0- 3	3- 3	5- 5		
3- 8	0- 1	0- 2		HOME		0- 1	1- 1	2- 3		
5- 5	0- 1	0- 0		AWAY		0- 2	2- 1	3- 1		
0- 2	0- 0	0- 0		NEUTRAL		0- 0	0- 1	0- 1		
3- 8	0- 0	0- 2		NON-CONFERENCE		0- 1	1- 2	2- 3		
1- 4	0- 0	0- 2		HOME		0- 0	0- 0	1- 2		
2- 2	0- 0	0- 0		AWAY		0- 1	1- 1	1- 0		
0- 2	0- 0	0- 0		NEUTRAL		0- 0	0- 1	0- 1		
5- 7	0- 2	0- 0		CONFERENCE		0- 2	2- 1	3- 2		
2- 4	0- 1	0- 0		HOME		0- 1	1- 1	1- 1		
3- 3	0- 1	0- 0		AWAY		0- 1	1- 0	2- 1		
0- 0	0- 0	0- 0		NEUTRAL		0- 0	0- 0	0- 0		

RPI 1-25				RPI 26-50				RPI 51-100				RPI 101+ Team's RPI: 188			
RPI	S	Opponent	Score	RPI	S	Opponent	Score	RPI	S	Opponent	Score	RPI	S	Opponent	Score
4	A	UConn	35 95	31	H	Oklahoma	62 75	70	A	Temple	46 66	106	N	Drake	80 91
4	H	UConn	30 94	47	H	Kansas St.	67 75	81	H	Tulane	47 71	121	A	UNI	59 75
								85	A	Saint Louis	73 82	125	A	Memphis	65 59
												125	H	Memphis	58 69
												136	A	Arkansas	74 67
												150	H	SMU	56 54
												160	H	Oral Roberts	53 59
												172	A	Little Rock	74 63
												173	A	East Carolina	55 54
												173	H	East Carolina	81 79
												185	N	George Mason	63 64
												207	H	Cincinnati	53 55
												220	H	Grambling	79 51
												241	A	Houston	79 62
												250	A	UCF	74 75
												254	H	Indiana St.	63 67
LAST 12 Division I GAMES:															
173	A	East Carolina	55 54	207	H	Cincinnati	53 55								
250	A	UCF	74 75	125	A	Memphis	65 59								
4	H	UConn	30 94	70	A	Temple	46 66								
125	H	Memphis	58 69	4	A	UConn	35 95								
241	A	Houston	79 62	150	H	SMU	56 54								
81	H	Tulane	47 71	173	H	East Carolina	81 79								

Non-Div I Games:

Tulsa

■ Loss,
 ■ Non-Conf, S Site,
 ■ Home
 ■ Away
 N Neutral

Average RPI Win:	225	WON-LOST	WINNING	LAST 10	STRENGTH OF	OPP. STRENGTH	TEAM	ADJ.	CONF.	ADJ CONF.
Average RPI Loss:	115	RECORD	PCT. RANK	GAMES	SCHEDULE	OF SCHEDULE	RPI	RPI	RPI	RPI
DIV. I ONLY	10- 11	181	3- 7	174	152	184	184	11	11	
DIV. I NON-CONF.	7- 4	110	2- 0	217	244	135	135	10	10	
TOTALS	RPI 1-25	RPI 26-50	W-L RECORDS	RPI 51-100	RPI 101-150	RPI 150+				
10- 11	0- 1	0- 2	OVERALL	1- 3	1- 2	8- 3				
7- 2	0- 0	0- 0	HOME	1- 1	1- 1	5- 0				
2- 8	0- 1	0- 1	AWAY	0- 2	0- 1	2- 3				
1- 1	0- 0	0- 1	NEUTRAL	0- 0	0- 0	1- 0				
7- 4	0- 1	0- 1	NON-CONFERENCE	0- 1	1- 1	6- 0				
5- 0	0- 0	0- 0	HOME	0- 0	1- 0	4- 0				
1- 3	0- 1	0- 0	AWAY	0- 1	0- 1	1- 0				
1- 1	0- 0	0- 1	NEUTRAL	0- 0	0- 0	1- 0				
3- 7	0- 0	0- 1	CONFERENCE	1- 2	0- 1	2- 3				
2- 2	0- 0	0- 0	HOME	1- 1	0- 1	1- 0				
1- 5	0- 0	0- 1	AWAY	0- 1	0- 0	1- 3				
0- 0	0- 0	0- 0	NEUTRAL	0- 0	0- 0	0- 0				

RPI 1-25				RPI 26-50				RPI 51-100				RPI 101+ Team's RPI: 184			
RPI	S	Opponent	Score	RPI	S	Opponent	Score	RPI	S	Opponent	Score	RPI	S	Opponent	Score
12	A	Florida St.	44 84	34	A	UTEP	54 62	54	H	Western Ky.	49 63	122	H	Samford	61 41
				35	N	North Carolina St.	56 67	61	A	Auburn	71 85	123	A	Belmont	62 63
								72	A	Middle Tenn.	40 68	135	H	Marshall	61 64
								84	H	Charlotte	75 57	164	H	Old Dominion	58 55
												197	A	North Texas	51 53
												205	H	Troy	89 67
												209	A	South Ala.	53 39
												231	A	UTSA	52 54
												238	N	High Point	56 46
												239	A	Rice	64 55
												310	A	FIU	61 72
												311	H	South Carolina St.	71 38
												334	H	Ark.-Pine Bluff	82 32
												347	H	Mississippi Val.	80 33
LAST 12 Division I GAMES:															
310	A	FIU	61 72	164	H	Old Dominion	58 55	34	A	UTEP	54 62				
135	H	Marshall	61 64	231	A	UTSA	52 54	72	A	Middle Tenn.	40 68				
54	H	Western Ky.	49 63	122	H	Samford	61 41	205	H	Troy	89 67				
197	A	North Texas	51 53												
239	A	Rice	64 55												
84	H	Charlotte	75 57												

Non-Div I Games:

UAB

■ Loss,
 ■ Non-Conf, S Site,
 ■ Home
 ■ Away
 N Neutral

Average RPI Win:	245	WON-LOST	WINNING	LAST 10	STRENGTH OF	OPP. STRENGTH	TEAM	ADJ.	CONF.	ADJ CONF.
Average RPI Loss:	140	RECORD	PCT. RANK	GAMES	SCHEDULE	OF SCHEDULE	RPI	RPI	RPI	RPI
DIV. I ONLY	11- 9	143	6- 4	279	167	196	196	22	22	
DIV. I NON-CONF.	6- 6	160	1- 3	285	99	203	203	22	22	
TOTALS	RPI 1-25	RPI 26-50	W-L RECORDS	RPI 51-100	RPI 101-150	RPI 150+				
11- 9	0- 1	1- 1	OVERALL	0- 2	0- 2	10- 3				
4- 4	0- 1	0- 0	HOME	0- 0	0- 2	4- 1				
7- 3	0- 0	1- 0	AWAY	0- 2	0- 0	6- 1				
0- 2	0- 0	0- 1	NEUTRAL	0- 0	0- 0	0- 1				
6- 6	0- 1	1- 1	NON-CONFERENCE	0- 1	0- 1	5- 2				
1- 3	0- 1	0- 0	HOME	0- 0	0- 1	1- 1				
5- 1	0- 0	1- 0	AWAY	0- 1	0- 0	4- 0				
0- 2	0- 0	0- 1	NEUTRAL	0- 0	0- 0	0- 1				
5- 3	0- 0	0- 0	CONFERENCE	0- 1	0- 1	5- 1				
3- 1	0- 0	0- 0	HOME	0- 0	0- 1	3- 0				
2- 2	0- 0	0- 0	AWAY	0- 1	0- 0	2- 1				
0- 0	0- 0	0- 0	NEUTRAL	0- 0	0- 0	0- 0				

RPI 1-25				RPI 26-50				RPI 51-100				RPI 101+ Team's RPI: 196			
RPI	S	Opponent	Score	RPI	S	Opponent	Score	RPI	S	Opponent	Score	RPI	S	Opponent	Score
5	H	Stanford	45 74	44	A	St. Mary's (CA)	78 71	66	A	UC Riverside	73 80	142	H	Pacific	53 66
				46	N	Albany (NY)	70 80	74	A	Utah	58 88	148	H	Long Beach St.	62 75
												156	H	Hawaii	60 58
												195	A	Cal Poly	75 57
												213	H	Sacramento St.	77 92
												221	A	Utah Valley	59 55
												262	A	UC Santa Barbara	59 66
												262	H	UC Santa Barbara	80 51
												273	A	Portland	72 47
												276	A	San Diego St.	65 54
												283	A	CSUN	75 52
												302	N	Florida A&M	58 61
												318	A	Portland St.	82 70
												321	H	UC Irvine	74 61
												343	H	Air Force	66 40
LAST 12 Division I GAMES:															
				66	A	UC Riverside	73 80					156	H	Hawaii	60 58
				262	H	UC Santa Barbara	80 51					283	A	CSUN	75 52
				148	H	Long Beach St.	62 75					221	A	Utah Valley	59 55
				195	A	Cal Poly	75 57					74	A	Utah	58 88
				262	A	UC Santa Barbara	59 66					302	N	Florida A&M	58 61
				321	H	UC Irvine	74 61					46	N	Albany (NY)	70 80

Non-Div I Games: Cal St. Monterey Ba91 36

UC Davis

■ Loss,
 ■ Non-Conf,
 ■ S Site,
 ■ Home
 ■ A Away
 N Neutral

Average RPI Win:	329	WON-LOST	WINNING	LAST 10	STRENGTH OF	OPP. STRENGTH	TEAM	ADJ.	CONF.	ADJ CONF.
Average RPI Loss:	162	RECORD	PCT. RANK	GAMES	SCHEDULE	OF SCHEDULE	RPI	RPI	RPI	RPI
DIV. I ONLY	3- 18	330	1- 9	269	163	321	321	22	22	
DIV. I NON-CONF.	2- 11	306	0- 4	292	88	322	322	22	22	
TOTALS	RPI 1-25	RPI 26-50	W-L RECORDS	RPI 51-100	RPI 101-150	RPI 150+				
3- 18	0- 2	0- 1	OVERALL	0- 2	0- 1	3- 12				
1- 7	0- 0	0- 1	HOME	0- 0	0- 1	1- 5				
2- 10	0- 0	0- 0	AWAY	0- 0	0- 0	2- 1				
0- 1	0- 0	0- 0	NEUTRAL	0- 1	0- 0	0- 0				
2- 11	0- 2	0- 1	NON-CONFERENCE	0- 1	0- 0	2- 7				
1- 3	0- 0	0- 1	HOME	0- 0	0- 0	1- 2				
1- 7	0- 2	0- 0	AWAY	0- 0	0- 0	1- 5				
0- 1	0- 0	0- 0	NEUTRAL	0- 1	0- 0	0- 0				
1- 7	0- 0	0- 0	CONFERENCE	0- 1	0- 1	1- 5				
0- 4	0- 0	0- 0	HOME	0- 0	0- 1	0- 3				
1- 3	0- 0	0- 0	AWAY	0- 1	0- 0	1- 2				
0- 0	0- 0	0- 0	NEUTRAL	0- 0	0- 0	0- 0				

RPI S	Opponent	Score	RPI S	Opponent	Score	RPI S	Opponent	Score	RPI S	Opponent	Score	Team's RPI: 321
9	A UCLA	48 83	41	H St. John's (NY)	63 85	51	N Princeton	42 83	148	H Long Beach St.	65 71	
25	A Southern California	56 75				66	A UC Riverside	69 93	156	A Hawaii	35 59	
									156	H Hawaii	65 83	
									167	A UNLV	52 72	
									195	H Cal Poly	54 72	
									196	A UC Davis	61 74	
									213	A Sacramento St.	78 126	
									219	A San Jose St.	58 79	
									227	H Grand Canyon	53 58	
									247	A Loyola Marymount	50 95	
									257	A CSU Bakersfield	39 65	
									260	H Northern Ariz.	55 71	
									283	H CSUN	64 83	
									319	H Nevada	68 64	
									328	A Southern Utah	63 58	
									341	A Cal St. Fullerton	62 58	
LAST 12 Division I GAMES:												
156	A Hawaii	35 59	195	H Cal Poly	54 72							
283	H CSUN	64 83	66	A UC Riverside	69 93							
341	A Cal St. Fullerton	62 58	257	A CSU Bakersfield	39 65							
156	H Hawaii	65 83	25	A Southern California	56 75							
148	H Long Beach St.	65 71	213	A Sacramento St.	78 126							
196	A UC Davis	61 74	219	A San Jose St.	58 79							

Non-Div I Games: San Diego Christian78 49

UC Irvine

■ Loss,
 ■ Non-Conf, S Site,
 ■ Home
 ■ Away
 N Neutral

UC Riverside

Through Games Of Feb. 5, 2016

Average RPI Win:	222	WON-LOST	WINNING	LAST 10	STRENGTH OF	OPP. STRENGTH	TEAM	ADJ.	CONF.	ADJ CONF.
Average RPI Loss:	48	RECORD	PCT. RANK	GAMES	SCHEDULE	OF SCHEDULE	RPI	RPI	RPI	RPI
DIV. I ONLY	14- 7	85	9- 1	103	143	66	66	22	22	
DIV. I NON-CONF.	7- 7	160	2- 3	83	58	97	97	22	22	
TOTALS	RPI 1-25	RPI 26-50	W-L RECORDS	RPI 51-100	RPI 101-150	RPI 150+				
14- 7	0- 2	0- 2	OVERALL	0- 2	2- 1	12- 0				
7- 1	0- 1	0- 0	HOME	0- 0	1- 0	6- 0				
6- 6	0- 1	0- 2	AWAY	0- 2	1- 1	5- 0				
1- 0	0- 0	0- 0	NEUTRAL	0- 0	0- 0	1- 0				
7- 7	0- 2	0- 2	NON-CONFERENCE	0- 2	1- 1	6- 0				
3- 1	0- 1	0- 0	HOME	0- 0	1- 0	2- 0				
3- 6	0- 1	0- 2	AWAY	0- 2	0- 1	3- 0				
1- 0	0- 0	0- 0	NEUTRAL	0- 0	0- 0	1- 0				
7- 0	0- 0	0- 0	CONFERENCE	0- 0	1- 0	6- 0				
4- 0	0- 0	0- 0	HOME	0- 0	0- 0	4- 0				
3- 0	0- 0	0- 0	AWAY	0- 0	1- 0	2- 0				
0- 0	0- 0	0- 0	NEUTRAL	0- 0	0- 0	0- 0				

RPI 1-25				RPI 26-50				RPI 51-100 Team's RPI: 66				RPI 101+			
RPI	S	Opponent	Score	RPI	S	Opponent	Score	RPI	S	Opponent	Score	RPI	S	Opponent	Score
7	A	Oregon St.	65 86	27	A	Washington	43 78	69	A	Oregon	81 95	118	A	San Francisco	76 88
9	H	UCLA	56 70	34	A	UTEP	57 68	71	A	California	58 64	138	H	Fresno St.	86 68
												148	A	Long Beach St.	78 60
												156	A	Hawaii	77 74
												180	N	Southeast Mo. St.	85 67
												195	H	Cal Poly	93 83
												196	H	UC Davis	80 73
												227	A	Grand Canyon	85 67
												236	A	Seattle	92 70
												247	H	Loyola Marymount	80 62
												257	H	CSU Bakersfield	81 61
												262	A	UC Santa Barbara	83 53
												262	H	UC Santa Barbara	92 81
												276	A	San Diego St.	85 68
												321	H	UC Irvine	93 69
LAST 12 Division I GAMES:															
196	H	UC Davis	80 73	321	H	UC Irvine	93 69								
195	H	Cal Poly	93 83	227	A	Grand Canyon	85 67								
262	H	UC Santa Barbara	92 81	9	H	UCLA	56 70								
156	A	Hawaii	77 74	236	A	Seattle	92 70								
148	A	Long Beach St.	78 60	27	A	Washington	43 78								
262	A	UC Santa Barbara	83 53	69	A	Oregon	81 95								

Non-Div I Games:

UC Riverside

■ Loss,
■ Non-Conf,
■ S Site,
■ Home
■ A Away
N Neutral

Average RPI Win:	272	WON-LOST	WINNING	LAST 10	STRENGTH OF	OPP. STRENGTH	TEAM	ADJ.	CONF.	ADJ CONF.
Average RPI Loss:	137	RECORD	PCT. RANK	GAMES	SCHEDULE	OF SCHEDULE	RPI	RPI	RPI	RPI
DIV. I ONLY	7- 14	256	6- 3	217	219	262	262	22	22	
DIV. I NON-CONF.	2- 11	306	1- 2	178	211	306	306	22	22	
TOTALS	RPI 1-25	RPI 26-50	W-L RECORDS	RPI 51-100	RPI 101-150	RPI 150+				
7- 14	0- 0	0- 0	OVERALL	0- 6	0- 3	7- 5				
5- 4	0- 0	0- 0	HOME	0- 2	0- 0	5- 2				
2- 10	0- 0	0- 0	AWAY	0- 4	0- 3	2- 3				
0- 0	0- 0	0- 0	NEUTRAL	0- 0	0- 0	0- 0				
2- 11	0- 0	0- 0	NON-CONFERENCE	0- 4	0- 3	2- 4				
2- 3	0- 0	0- 0	HOME	0- 1	0- 0	2- 2				
0- 8	0- 0	0- 0	AWAY	0- 3	0- 3	0- 2				
0- 0	0- 0	0- 0	NEUTRAL	0- 0	0- 0	0- 0				
5- 3	0- 0	0- 0	CONFERENCE	0- 2	0- 0	5- 1				
3- 1	0- 0	0- 0	HOME	0- 1	0- 0	3- 0				
2- 2	0- 0	0- 0	AWAY	0- 1	0- 0	2- 1				
0- 0	0- 0	0- 0	NEUTRAL	0- 0	0- 0	0- 0				

RPI 1-25			RPI 26-50			RPI 51-100			RPI 101+ Team's RPI: 262		
RPI	S	Opponent	Score	RPI	S	Opponent	Score	RPI	S	Opponent	Score
								63	A	Washington St.	44 61
								65	A	Santa Clara	48 66
								65	H	Santa Clara	37 48
								66	A	UC Riverside	81 92
								66	H	UC Riverside	53 83
								69	A	Oregon	51 79
								115	A	LSU	50 68
								128	A	La.-Lafayette	42 61
								130	A	Idaho	42 64
								195	H	Cal Poly	78 67
								196	A	UC Davis	51 80
								196	H	UC Davis	66 59
								198	H	UTRGV	60 62
								246	A	Wyoming	67 76
								247	H	Loyola Marymount	63 70
								257	H	CSU Bakersfield	61 60
								265	A	Pepperdine	69 71
								283	A	CSUN	65 49
								289	H	Morehead St.	93 78
								341	A	Cal St. Fullerton	65 47
								341	H	Cal St. Fullerton	79 49
LAST 12 Division I GAMES:											
341	H	Cal St. Fullerton	79 49	66	H	UC Riverside	53 83				
196	A	UC Davis	51 80	195	H	Cal Poly	78 67				
66	A	UC Riverside	81 92	289	H	Morehead St.	93 78				
196	H	UC Davis	66 59	65	A	Santa Clara	48 66				
283	A	CSUN	65 49	128	A	La.-Lafayette	42 61				
341	A	Cal St. Fullerton	65 47	115	A	LSU	50 68				

Non-Div I Games: La Verne 89 41

UC Santa Barbara

Loss, Non-Conf, S Site, H Home A Away N Neutral

Average RPI Win:	243	WON-LOST	WINNING	LAST 10	STRENGTH OF	OPP. STRENGTH	TEAM	ADJ.	CONF.	ADJ CONF.
Average RPI Loss:	114	RECORD	PCT. RANK	GAMES	SCHEDULE	OF SCHEDULE	RPI	RPI	RPI	RPI
DIV. I ONLY	5- 17	301	2- 8	125	90	250	250	8	8	
DIV. I NON-CONF.	3- 8	258	0- 1	163	171	254	254	7	7	
TOTALS	RPI 1-25	RPI 26-50	W-L RECORDS	RPI 51-100	RPI 101-150	RPI 150+				
5- 17	0- 3	0- 3	OVERALL	0- 2	0- 3	5- 6				
3- 8	0- 1	0- 2	HOME	0- 1	0- 1	3- 3				
2- 8	0- 1	0- 1	AWAY	0- 1	0- 2	2- 3				
0- 1	0- 1	0- 0	NEUTRAL	0- 0	0- 0	0- 0				
3- 8	0- 2	0- 1	NON-CONFERENCE	0- 0	0- 2	3- 3				
2- 4	0- 1	0- 1	HOME	0- 0	0- 1	2- 1				
1- 3	0- 0	0- 0	AWAY	0- 0	0- 1	1- 2				
0- 1	0- 1	0- 0	NEUTRAL	0- 0	0- 0	0- 0				
2- 9	0- 1	0- 2	CONFERENCE	0- 2	0- 1	2- 3				
1- 4	0- 0	0- 1	HOME	0- 1	0- 0	1- 2				
1- 5	0- 1	0- 1	AWAY	0- 1	0- 1	1- 1				
0- 0	0- 0	0- 0	NEUTRAL	0- 0	0- 0	0- 0				

RPI	S	Opponent	Score	RPI	S	Opponent	Score	RPI	S	Opponent	Score	RPI	S	Opponent	Score	Team's RPI: 250
4	A	UConn	51 106	40	A	South Fla.	63 108	70	H	Temple	63 71	109	A	Akron	54 74	
15	H	Oklahoma St.	55 74	40	H	South Fla.	49 88	81	A	Tulane	54 75	125	A	Memphis	59 75	
21	N	Florida	79 93	41	H	St. John's (NY)	42 70					126	H	Buffalo	60 66	
												173	H	East Carolina	56 71	
												186	H	Butler	63 71	
												188	H	Tulsa	75 74	
												199	A	Stetson	68 83	
												207	A	Cincinnati	80 60	
												207	H	Cincinnati	50 68	
												209	A	South Ala.	77 36	
												241	A	Houston	55 64	
												261	A	Omaha	60 75	
												302	H	Florida A&M	93 55	
												310	H	FIU	89 72	
LAST 12 Division I GAMES:																
241	A	Houston	55 64	70	H	Temple	63 71									
188	H	Tulsa	75 74	81	A	Tulane	54 75									
125	A	Memphis	59 75	173	H	East Carolina	56 71									
40	H	South Fla.	49 88	40	A	South Fla.	63 108									
4	A	UConn	51 106	207	H	Cincinnati	50 68									
207	A	Cincinnati	80 60	21	N	Florida	79 93									

Non-Div I Games:

UCF

■ Loss,
 ■ Non-Conf,
 ■ S Site,
 ■ Home
 ■ A Away
 N Neutral

Average RPI Win:	105	WON-LOST	WINNING	LAST 10	STRENGTH OF	OPP. STRENGTH	TEAM	ADJ.	CONF.	ADJ CONF.
Average RPI Loss:	23	RECORD	PCT. RANK	GAMES	SCHEDULE	OF SCHEDULE	RPI	RPI	RPI	RPI
DIV. I ONLY	16- 6	55	7- 3	7	2	9	9	1	1	
DIV. I NON-CONF.	8- 2	51	1- 0	20	25	14	14	1	1	
TOTALS	RPI 1-25	RPI 26-50	W-L RECORDS	RPI 51-100	RPI 101-150	RPI 150+				
16- 6	3- 4	1- 1	OVERALL	7- 1	0- 0	5- 0				
9- 1	3- 1	1- 0	HOME	3- 0	0- 0	2- 0				
6- 4	0- 0	0- 0	AWAY	4- 0	0- 0	2- 0				
1- 1	0- 1	0- 0	NEUTRAL	0- 0	0- 0	1- 0				
8- 2	0- 2	1- 0	NON-CONFERENCE	3- 0	0- 0	4- 0				
4- 1	0- 1	1- 0	HOME	1- 0	0- 0	2- 0				
3- 0	0- 0	0- 0	AWAY	2- 0	0- 0	1- 0				
1- 1	0- 1	0- 0	NEUTRAL	0- 0	0- 0	1- 0				
8- 4	3- 2	0- 1	CONFERENCE	4- 1	0- 0	1- 0				
5- 0	3- 0	0- 0	HOME	2- 0	0- 0	0- 0				
3- 4	0- 2	0- 1	AWAY	2- 1	0- 0	1- 0				
0- 0	0- 0	0- 0	NEUTRAL	0- 0	0- 0	0- 0				

RPI 1-25				Team's RPI: 9		RPI 26-50				RPI 51-100				RPI 101+			
RPI	S	Opponent	Score	RPI	S	Opponent	Score	RPI	S	Opponent	Score	RPI	S	Opponent	Score		
1	N	Notre Dame	84 92	27	A	Washington	56 64	55	H	James Madison	90 61	170	N	Louisiana Tech	68 57		
2	H	South Carolina	65 68	41	H	St. John's (NY)	73 58	63	A	Washington St.	75 73	171	A	Colorado	82 64		
5	H	Stanford	56 36					66	A	UC Riverside	70 56	213	A	Sacramento St.	109 76		
7	H	Oregon St.	71 51					69	H	Oregon	80 69	257	H	CSU Bakersfield	82 68		
10	A	Arizona St.	61 65					71	A	California	104 108	321	H	UC Irvine	83 48		
25	A	Southern California	68 71					71	H	California	75 56						
25	H	Southern California	78 73					73	A	Michigan	86 77						
								74	A	Utah	69 63						
LAST 12 Division I GAMES:																	
10	A	Arizona St.	61 65	27	A	Washington	56 64										
74	A	Utah	69 63	25	A	Southern California	68 71										
171	A	Colorado	82 64	7	H	Oregon St.	71 51										
5	H	Stanford	56 36	69	H	Oregon	80 69										
71	H	California	75 56	25	H	Southern California	78 73										
63	A	Washington St.	75 73	66	A	UC Riverside	70 56										

Non-Div I Games:

UCLA

■ Loss,
 ■ Non-Conf,
 ■ S Site,
 ■ Home
 ■ A Away
 N Neutral

Average RPI Win:	110	WON-LOST	WINNING	LAST 10	STRENGTH OF	OPP. STRENGTH	TEAM	ADJ.	CONF.	ADJ CONF.
Average RPI Loss:	0	RECORD	PCT. RANK	GAMES	SCHEDULE	OF SCHEDULE	RPI	RPI	RPI	RPI
DIV. I ONLY	21- 0	1	10- 0	30	18	4	4	8	8	
DIV. I NON-CONF.	10- 0	1	1- 0	1	2	1	1	7	7	
TOTALS	RPI 1-25	RPI 26-50	W-L RECORDS	RPI 51-100	RPI 101-150	RPI 150+				
21- 0	5- 0	2- 0	OVERALL	4- 0	4- 0	6- 0				
8- 0	1- 0	1- 0	HOME	2- 0	2- 0	2- 0				
11- 0	2- 0	1- 0	AWAY	2- 0	2- 0	4- 0				
2- 0	2- 0	0- 0	NEUTRAL	0- 0	0- 0	0- 0				
10- 0	5- 0	1- 0	NON-CONFERENCE	2- 0	1- 0	1- 0				
4- 0	1- 0	1- 0	HOME	1- 0	1- 0	0- 0				
4- 0	2- 0	0- 0	AWAY	1- 0	0- 0	1- 0				
2- 0	2- 0	0- 0	NEUTRAL	0- 0	0- 0	0- 0				
11- 0	0- 0	1- 0	CONFERENCE	2- 0	3- 0	5- 0				
4- 0	0- 0	0- 0	HOME	1- 0	1- 0	2- 0				
7- 0	0- 0	1- 0	AWAY	1- 0	2- 0	3- 0				
0- 0	0- 0	0- 0	NEUTRAL	0- 0	0- 0	0- 0				

RPI 1-25				Team's RPI: 4		RPI 26-50				RPI 51-100				RPI 101+				
RPI	S	Opponent	Score		RPI	S	Opponent	Score		RPI	S	Opponent	Score		RPI	S	Opponent	Score
1	H	Notre Dame	91	81	40	A	South Fla.	75	59	57	A	Chattanooga	79	31	115	H	LSU	86 40
6	A	Ohio St.	100	56	47	H	Kansas St.	97	57	64	H	Nebraska	88	46	125	A	Memphis	86 46
11	N	Maryland	83	73						70	H	Temple	104	49	125	H	Memphis	83 40
12	N	Florida St.	73	49						81	A	Tulane	96	38	150	A	SMU	90 37
22	A	DePaul	86	70											188	A	Tulsa	94 30
															188	H	Tulsa	95 35
															207	A	Cincinnati	107 45
															241	A	Houston	76 37
															250	H	UCF	106 51
															300	A	Colgate	94 50
LAST 12 Division I GAMES:																		
					81	A	Tulane	96	38	125	A	Memphis	86	46				
					125	H	Memphis	83	40	40	A	South Fla.	75	59				
					188	A	Tulsa	94	30	241	A	Houston	76	37				
					150	A	SMU	90	37	188	H	Tulsa	95	35				
					250	H	UCF	106	51	207	A	Cincinnati	107	45				
					70	H	Temple	104	49	11	N	Maryland	83	73				

Average RPI Win:	257	WON-LOST	WINNING	LAST 10	STRENGTH OF	OPP. STRENGTH	TEAM	ADJ.	CONF.	ADJ CONF.
Average RPI Loss:	128	RECORD	PCT. RANK	GAMES	SCHEDULE	OF SCHEDULE	RPI	RPI	RPI	RPI
DIV. I ONLY	13- 9	122	5- 5	272	196	180	180	15	15	
DIV. I NON-CONF.	9- 4	96	2- 1	320	205	179	179	18	18	
TOTALS	RPI 1-25	RPI 26-50	W-L RECORDS	RPI 51-100	RPI 101-150	RPI 150+				
13- 9	0- 0	0- 3	OVERALL	0- 2	1- 1	12- 3				
6- 4	0- 0	0- 2	HOME	0- 0	1- 1	5- 1				
6- 5	0- 0	0- 1	AWAY	0- 2	0- 0	6- 2				
1- 0	0- 0	0- 0	NEUTRAL	0- 0	0- 0	1- 0				
9- 4	0- 0	0- 1	NON-CONFERENCE	0- 1	1- 0	8- 2				
4- 2	0- 0	0- 1	HOME	0- 0	1- 0	3- 1				
4- 2	0- 0	0- 0	AWAY	0- 1	0- 0	4- 1				
1- 0	0- 0	0- 0	NEUTRAL	0- 0	0- 0	1- 0				
4- 5	0- 0	0- 2	CONFERENCE	0- 1	0- 1	4- 1				
2- 2	0- 0	0- 1	HOME	0- 0	0- 1	2- 0				
2- 3	0- 0	0- 1	AWAY	0- 1	0- 0	2- 1				
0- 0	0- 0	0- 0	NEUTRAL	0- 0	0- 0	0- 0				

RPI S	Opponent	Score	RPI S	Opponent	Score	RPI S	Opponent	Score	RPI S	Opponent	Score	Team's RPI: 180
42	H Penn	46 81	46	A Albany (NY)	39 63	88	A Saint Joseph's	45 104	101	H Bucknell	65 52	
46	A Albany (NY)	42 77	46	H Albany (NY)	42 77	94	A Maine	55 65	110	H Stony Brook	60 69	
									212	H Binghamton	62 51	
									215	A Hartford	57 65	
									223	H Columbia	68 70	
									233	A Coppin St.	68 61	
									244	A Morgan St.	65 46	
									249	H American	47 46	
									263	A Loyola Maryland	52 46	
									267	A New Hampshire	65 55	
									275	H Vermont	85 48	
									281	H La Salle	60 29	
									290	A Towson	51 61	
									293	A UMES	55 52	
									297	H Rider	58 53	
									297	N Rider	67 58	
									323	A UMass Lowell	68 44	
LAST 12 Division I GAMES:												
46	A Albany (NY)	39 63	94	A Maine	55 65	46	H Albany (NY)	42 77	275	H Vermont	85 48	
267	A New Hampshire	65 55	46	H Albany (NY)	42 77	297	N Rider	67 58	88	A Saint Joseph's	45 104	
212	H Binghamton	62 51	275	H Vermont	85 48	88	A Saint Joseph's	45 104	263	A Loyola Maryland	52 46	
215	A Hartford	57 65	297	N Rider	67 58	263	A Loyola Maryland	52 46				
323	A UMass Lowell	68 44										
110	H Stony Brook	60 69										

Non-Div I Games:

UMBC

■ Loss,
 ■ Non-Conf,
 ■ S Site,
 ■ Home
 ■ A Away
 N Neutral

Average RPI Win:	280	WON-LOST	WINNING	LAST 10	STRENGTH OF	OPP. STRENGTH	TEAM	ADJ.	CONF.	ADJ CONF.
Average RPI Loss:	189	RECORD	PCT. RANK	GAMES	SCHEDULE	OF SCHEDULE	RPI	RPI	RPI	RPI
DIV. I ONLY	5- 14	285	3- 7	236	326	293	293	30	30	
DIV. I NON-CONF.	1- 10	330	0- 6	76	276	286	286	30	30	
TOTALS	RPI 1-25	RPI 26-50	W-L RECORDS	RPI 51-100	RPI 101-150	RPI 150+				
5- 14	0- 2	0- 0	OVERALL	0- 2	0- 1	5- 9				
3- 6	0- 1	0- 0	HOME	0- 1	0- 0	3- 4				
2- 8	0- 1	0- 0	AWAY	0- 1	0- 1	2- 5				
0- 0	0- 0	0- 0	NEUTRAL	0- 0	0- 0	0- 0				
1- 10	0- 2	0- 0	NON-CONFERENCE	0- 2	0- 1	1- 5				
1- 5	0- 1	0- 0	HOME	0- 1	0- 0	1- 3				
0- 5	0- 1	0- 0	AWAY	0- 1	0- 1	0- 2				
0- 0	0- 0	0- 0	NEUTRAL	0- 0	0- 0	0- 0				
4- 4	0- 0	0- 0	CONFERENCE	0- 0	0- 0	4- 4				
2- 1	0- 0	0- 0	HOME	0- 0	0- 0	2- 1				
2- 3	0- 0	0- 0	AWAY	0- 0	0- 0	2- 3				
0- 0	0- 0	0- 0	NEUTRAL	0- 0	0- 0	0- 0				

RPI 1-25				RPI 26-50				RPI 51-100				RPI 101+ Team's RPI: 293			
RPI	S	Opponent	Score	RPI	S	Opponent	Score	RPI	S	Opponent	Score	RPI	S	Opponent	Score
11	H	Maryland	30 106					95	A	VCU	39 63	141	A	Xavier	56 61
24	A	Duquesne	59 95					96	H	Georgetown	60 71	164	H	Old Dominion	52 69
												180	H	UMBC	52 55
												192	A	Northeastern	49 60
												232	H	USC Upstate	78 59
												233	A	Coppin St.	54 61
												244	H	Morgan St.	69 77
												258	H	Bethune-Cookman	76 71
												278	A	N.C. A&T	56 50
												288	A	UNCG	51 71
												296	A	Savannah St.	42 60
												311	A	South Carolina St.	63 56
												320	H	Howard	62 59
												339	H	Mt. St. Mary's	50 57
												348	A	N.C. Central	46 49
LAST 12 Division I GAMES:															
320	H	Howard	62 59	288	A	UNCG	51 71								
233	A	Coppin St.	54 61	164	H	Old Dominion	52 69								
258	H	Bethune-Cookman	76 71	11	H	Maryland	30 106								
311	A	South Carolina St.	63 56	180	H	UMBC	52 55								
296	A	Savannah St.	42 60	95	A	VCU	39 63								
244	H	Morgan St.	69 77	24	A	Duquesne	59 95								

Non-Div I Games: Cheyney

76 46

UMES

■ Loss,
 ■ Non-Conf,
 ■ S Site,
 ■ Home
 ■ A Away
 N Neutral

Average RPI Win:	245	WON-LOST	WINNING	LAST 10	STRENGTH OF	OPP. STRENGTH	TEAM	ADJ.	CONF.	ADJ CONF.
Average RPI Loss:	218	RECORD	PCT. RANK	GAMES	SCHEDULE	OF SCHEDULE	RPI	RPI	RPI	RPI
DIV. I ONLY	5- 14	285	3- 7	328	244	307	307	25	25	
DIV. I NON-CONF.	3- 8	258	1- 2	322	251	312	312	25	25	
TOTALS	RPI 1-25	RPI 26-50	W-L RECORDS	RPI 51-100	RPI 101-150	RPI 150+				
5- 14	0- 0	0- 0	OVERALL	0- 1	0- 2	5- 11				
1- 6	0- 0	0- 0	HOME	0- 0	0- 2	1- 4				
4- 8	0- 0	0- 0	AWAY	0- 1	0- 0	4- 7				
0- 0	0- 0	0- 0	NEUTRAL	0- 0	0- 0	0- 0				
3- 8	0- 0	0- 0	NON-CONFERENCE	0- 1	0- 1	3- 6				
1- 3	0- 0	0- 0	HOME	0- 0	0- 1	1- 2				
2- 5	0- 0	0- 0	AWAY	0- 1	0- 0	2- 4				
0- 0	0- 0	0- 0	NEUTRAL	0- 0	0- 0	0- 0				
2- 6	0- 0	0- 0	CONFERENCE	0- 0	0- 1	2- 5				
0- 3	0- 0	0- 0	HOME	0- 0	0- 1	0- 2				
2- 3	0- 0	0- 0	AWAY	0- 0	0- 0	2- 3				
0- 0	0- 0	0- 0	NEUTRAL	0- 0	0- 0	0- 0				

RPI 1-25				RPI 26-50				RPI 51-100				RPI 101+ Team's RPI: 307					
RPI	S	Opponent	Score	RPI	S	Opponent	Score	RPI	S	Opponent	Score	RPI	S	Opponent	Score		
								78	A	Northwestern	38	80	102	H	New Mexico St.	62	68
													143	H	SIUE	58	63
													180	A	Southeast Mo. St.	65	78
													190	A	Milwaukee	48	70
													198	H	UTRGV	53	62
													200	A	Kansas	47	44
													221	A	Utah Valley	71	79
													227	A	Grand Canyon	63	57
													236	A	Seattle	63	69
													244	A	Morgan St.	59	50
													254	H	Indiana St.	47	77
													257	A	CSU Bakersfield	56	40
													257	H	CSU Bakersfield	68	78
													261	A	Omaha	42	57
													290	A	Towson	47	70
													298	H	Denver	68	58
													303	H	North Florida	55	62
													336	A	Chicago St.	72	77
LAST 12 Division I GAMES:																	
257	H	CSU Bakersfield	68	78	257	A	CSU Bakersfield	56	40								
336	A	Chicago St.	72	77	236	A	Seattle	63	69								
227	A	Grand Canyon	63	57	244	A	Morgan St.	59	50								
221	A	Utah Valley	71	79	290	A	Towson	47	70								
198	H	UTRGV	53	62	78	A	Northwestern	38	80								
102	H	New Mexico St.	62	68	298	H	Denver	68	58								

Non-Div I Games: Stephens College 76 46 Bethany (KS) 64 51

UMKC

Loss, Non-Conf, S Site, H Home A Away N Neutral

Average RPI Win:	311	WON-LOST	WINNING	LAST 10	STRENGTH OF	OPP. STRENGTH	TEAM	ADJ.	CONF.	ADJ CONF.
Average RPI Loss:	178	RECORD	PCT. RANK	GAMES	SCHEDULE	OF SCHEDULE	RPI	RPI	RPI	RPI
DIV. I ONLY	3- 18	330	0- 10	207	259	323	323	15	15	
DIV. I NON-CONF.	3- 9	272	1- 2	242	307	282	282	18	18	
TOTALS	RPI 1-25	RPI 26-50	W-L RECORDS	RPI 51-100	RPI 101-150	RPI 150+				
3- 18	0- 1	0- 2	OVERALL	0- 2	0- 1	3- 12				
2- 8	0- 0	0- 1	HOME	0- 0	0- 1	2- 6				
1- 10	0- 0	0- 0	AWAY	0- 0	0- 0	1- 0				
0- 0	0- 0	0- 0	NEUTRAL	0- 0	0- 0	0- 0				
3- 9	0- 1	0- 1	NON-CONFERENCE	0- 1	0- 0	3- 6				
2- 2	0- 0	0- 0	HOME	0- 0	0- 0	2- 2				
1- 7	0- 1	0- 1	AWAY	0- 1	0- 0	1- 4				
0- 0	0- 0	0- 0	NEUTRAL	0- 0	0- 0	0- 0				
0- 9	0- 0	0- 1	CONFERENCE	0- 1	0- 1	0- 6				
0- 6	0- 0	0- 1	HOME	0- 0	0- 1	0- 4				
0- 3	0- 0	0- 0	AWAY	0- 1	0- 0	0- 2				
0- 0	0- 0	0- 0	NEUTRAL	0- 0	0- 0	0- 0				

RPI 1-25				RPI 26-50				RPI 51-100				RPI 101+ Team's RPI: 323			
RPI	S	Opponent	Score	RPI	S	Opponent	Score	RPI	S	Opponent	Score	RPI	S	Opponent	Score
11	A	Maryland	53 102	43	A	Miami (FL)	53 84	90	A	Boston College	55 66	110	H	Stony Brook	50 64
				46	H	Albany (NY)	55 85	94	A	Maine	44 74	180	H	UMBC	44 68
												193	A	Rhode Island	64 72
												206	H	Bryant	64 83
												212	H	Binghamton	70 75
												215	A	Hartford	59 72
												215	H	Hartford	70 75
												223	H	Columbia	57 67
												226	A	Massachusetts	58 84
												267	A	New Hampshire	61 65
												271	H	Holy Cross	75 67
												275	H	Vermont	51 59
												285	A	Central Conn. St.	53 64
												310	A	FIU	68 71
												315	A	Fairleigh Dickinson	78 67
												346	H	Boston U.	70 57
LAST 12 Division I GAMES:															
215	H	Hartford	70 75	94	A	Maine	44 74								
46	H	Albany (NY)	55 85	110	H	Stony Brook	50 64								
212	H	Binghamton	70 75	215	A	Hartford	59 72								
267	A	New Hampshire	61 65	226	A	Massachusetts	58 84								
275	H	Vermont	51 59	90	A	Boston College	55 66								
180	H	UMBC	44 68	315	A	Fairleigh Dickinson	78 67								

Non-Div I Games:

UMass Lowell

Average RPI Win: 269		WON-LOST	WINNING	LAST 10	STRENGTH OF	OPP. STRENGTH	TEAM	ADJ.	CONF.	ADJ CONF.
Average RPI Loss: 179		RECORD	PCT. RANK	GAMES	SCHEDULE	OF SCHEDULE	RPI	RPI	RPI	RPI
DIV. I ONLY		15- 4	36	8- 2	334	299	140	140	26	26
DIV. I NON-CONF.		5- 2	86	1- 1	339	290	186	186	28	28
TOTALS	RPI 1-25	RPI 26-50		W-L RECORDS		RPI 51-100	RPI 101-150	RPI 150+		
15- 4	0- 0	0- 0		OVERALL		0- 0	0- 1	15- 3		
6- 1	0- 0	0- 0		HOME		0- 0	0- 0	6- 1		
9- 3	0- 0	0- 0		AWAY		0- 0	0- 0	9- 0		
0- 0	0- 0	0- 0		NEUTRAL		0- 0	0- 0	0- 0		
5- 2	0- 0	0- 0		NON-CONFERENCE		0- 0	0- 0	5- 2		
3- 0	0- 0	0- 0		HOME		0- 0	0- 0	3- 0		
2- 2	0- 0	0- 0		AWAY		0- 0	0- 0	2- 2		
0- 0	0- 0	0- 0		NEUTRAL		0- 0	0- 0	0- 0		
10- 2	0- 0	0- 0		CONFERENCE		0- 0	0- 1	10- 1		
3- 1	0- 0	0- 0		HOME		0- 0	0- 0	3- 1		
7- 1	0- 0	0- 0		AWAY		0- 0	0- 1	7- 0		
0- 0	0- 0	0- 0		NEUTRAL		0- 0	0- 0	0- 0		

RPI 1-25				RPI 26-50				RPI 51-100				RPI 101+				Team's RPI: 140	
RPI	S	Opponent	Score	RPI	S	Opponent	Score	RPI	S	Opponent	Score	RPI	S	Opponent	Score		
												103	A	Liberty	53	71	
												153	A	ETSU	68	74	
												203	A	Presbyterian	72	63	
												203	H	Presbyterian	68	59	
												216	H	Gardner-Webb	56	58	
												218	H	Furman	84	71	
												229	A	Radford	54	46	
												232	H	USC Upstate	68	59	
												238	A	High Point	82	81	
												243	A	Clemson	49	67	
												282	A	Campbell	72	58	
												288	H	UNCG	95	52	
												295	A	Charleston So.	58	50	
												299	A	Western Caro.	67	45	
												301	H	Longwood	81	42	
												308	A	Coastal Caro.	63	52	
												312	A	Wofford	70	63	
												313	A	Winthrop	67	59	
												313	H	Winthrop	63	55	
LAST 12 Division I GAMES:																	
				313	A	Winthrop	67 59	295	A	Charleston So.	58 50						
				229	A	Radford	54 46	103	A	Liberty	53 71						
				203	H	Presbyterian	68 59	282	A	Campbell	72 58						
				238	A	High Point	82 81	313	H	Winthrop	63 55						
				216	H	Gardner-Webb	56 58	243	A	Clemson	49 67						
				301	H	Longwood	81 42	218	H	Furman	84 71						

Non-Div I Games:	Montreat	89	41	Warren Wilson	108	47
------------------	----------	----	----	---------------	-----	----

UNC Asheville

■ Loss, ■ Non-Conf, S Site, H Home A Away N Neutral

Average RPI Win:	304	WON-LOST	WINNING	LAST 10	STRENGTH OF	OPP. STRENGTH	TEAM	ADJ.	CONF.	ADJ CONF.
Average RPI Loss:	169	RECORD	PCT. RANK	GAMES	SCHEDULE	OF SCHEDULE	RPI	RPI	RPI	RPI
DIV. I ONLY	6- 14	273	2- 8	255	291	288	288	17	17	
DIV. I NON-CONF.	6- 6	160	3- 1	269	339	215	215	16	16	
TOTALS	RPI 1-25	RPI 26-50	W-L RECORDS	RPI 51-100	RPI 101-150	RPI 150+				
6- 14	0- 1	0- 0	OVERALL	0- 2	0- 4	6- 7				
4- 5	0- 0	0- 0	HOME	0- 0	0- 2	4- 3				
1- 9	0- 1	0- 0	AWAY	0- 2	0- 2	1- 4				
1- 0	0- 0	0- 0	NEUTRAL	0- 0	0- 0	1- 0				
6- 6	0- 1	0- 0	NON-CONFERENCE	0- 1	0- 1	6- 3				
4- 1	0- 0	0- 0	HOME	0- 0	0- 0	4- 1				
1- 5	0- 1	0- 0	AWAY	0- 1	0- 1	1- 2				
1- 0	0- 0	0- 0	NEUTRAL	0- 0	0- 0	1- 0				
0- 8	0- 0	0- 0	CONFERENCE	0- 1	0- 3	0- 4				
0- 4	0- 0	0- 0	HOME	0- 0	0- 2	0- 2				
0- 4	0- 0	0- 0	AWAY	0- 1	0- 1	0- 2				
0- 0	0- 0	0- 0	NEUTRAL	0- 0	0- 0	0- 0				

RPI 1-25				RPI 26-50				RPI 51-100				RPI 101+ Team's RPI: 288			
RPI	S	Opponent	Score	RPI	S	Opponent	Score	RPI	S	Opponent	Score	RPI	S	Opponent	Score
2	A	South Carolina	44 92					57	A	Chattanooga	61 72	122	A	Samford	49 80
								81	A	Tulane	53 74	122	H	Samford	52 57
												129	H	Mercer	78 86
												140	A	UNC Asheville	52 95
												153	A	ETSU	73 89
												216	A	Gardner-Webb	57 59
												218	H	Furman	59 75
												232	A	USC Upstate	61 84
												238	H	High Point	82 72
												277	H	Tennessee Tech	64 73
												293	H	UMES	71 51
												299	A	Western Caro.	72 84
												301	H	Longwood	81 60
												306	N	Cleveland St.	55 51
												312	H	Wofford	56 58
												340	A	New Orleans	81 79
												348	H	N.C. Central	103 56
LAST 12 Division I GAMES:															
122	A	Samford	49 80	122	H	Samford	52 57								
299	A	Western Caro.	72 84	129	H	Mercer	78 86								
218	H	Furman	59 75	348	H	N.C. Central	103 56								
312	H	Wofford	56 58	293	H	UMES	71 51								
57	A	Chattanooga	61 72	306	N	Cleveland St.	55 51								
153	A	ETSU	73 89	81	A	Tulane	53 74								

Non-Div I Games: Barton 82 55 Pfeiffer 71 52 Francis Marion 63 66

UNCG

Loss, Non-Conf, S Site, H Home A Away N Neutral

Average RPI Win:	279	WON-LOST	WINNING	LAST 10	STRENGTH OF	OPP. STRENGTH	TEAM	ADJ.	CONF.	ADJ CONF.
Average RPI Loss:	116	RECORD	PCT. RANK	GAMES	SCHEDULE	OF SCHEDULE	RPI	RPI	RPI	RPI
DIV. I ONLY	5- 15	289	2- 8	145	169	255	255	13	13	
DIV. I NON-CONF.	3- 7	248	1- 1	176	207	239	239	12	12	
TOTALS	RPI 1-25	RPI 26-50	W-L RECORDS	RPI 51-100	RPI 101-150	RPI 150+				
5- 15	0- 0	0- 2	OVERALL	0- 7	0- 0	5- 6				
2- 8	0- 0	0- 1	HOME	0- 4	0- 0	2- 3				
3- 7	0- 0	0- 1	AWAY	0- 3	0- 0	3- 3				
0- 0	0- 0	0- 0	NEUTRAL	0- 0	0- 0	0- 0				
3- 7	0- 0	0- 2	NON-CONFERENCE	0- 2	0- 0	3- 3				
1- 4	0- 0	0- 1	HOME	0- 1	0- 0	1- 2				
2- 3	0- 0	0- 1	AWAY	0- 1	0- 0	2- 1				
0- 0	0- 0	0- 0	NEUTRAL	0- 0	0- 0	0- 0				
2- 8	0- 0	0- 0	CONFERENCE	0- 5	0- 0	2- 3				
1- 4	0- 0	0- 0	HOME	0- 3	0- 0	1- 1				
1- 4	0- 0	0- 0	AWAY	0- 2	0- 0	1- 2				
0- 0	0- 0	0- 0	NEUTRAL	0- 0	0- 0	0- 0				

RPI S	Opponent	Score	RPI S	Opponent	Score	RPI S	Opponent	Score	RPI S	Opponent	Score	Team's RPI: 255
32	H Ohio	59 75	55	A James Madison	40 60	163	H Jacksonville	51 49				
39	A Duke	56 78	57	H Chattanooga	33 61	169	H Davidson	50 77				
			75	H Drexel	57 71	187	H Col. of Charleston	53 64				
			77	H Hofstra	64 68	189	A Delaware	59 67				
			80	A Elon	53 70	191	A William & Mary	65 77				
			80	H Elon	60 67	199	H Stetson	49 52				
			95	A VCU	45 58	208	A Richmond	53 63				
						290	A Towson	52 49				
						290	H Towson	53 51				
						303	A North Florida	63 47				
						349	A Norfolk St.	61 57				
LAST 12 Division I GAMES:												
75	H Drexel	57 71	77	H Hofstra	64 68							
55	A James Madison	40 60	290	A Towson	52 49							
290	H Towson	53 51	189	A Delaware	59 67							
80	A Elon	53 70	80	H Elon	60 67							
191	A William & Mary	65 77	39	A Duke	56 78							
187	H Col. of Charleston	53 64	303	A North Florida	63 47							

Non-Div I Games: UNC Pembroke 68 43

UNCW

■ Loss,
 ■ Non-Conf,
 ■ S Site,
 ■ H Home
 ■ A Away
 N Neutral

Average RPI Win:	193	WON-LOST	WINNING	LAST 10	STRENGTH OF	OPP. STRENGTH	TEAM	ADJ.	CONF.	ADJ CONF.
Average RPI Loss:	96	RECORD	PCT. RANK	GAMES	SCHEDULE	OF SCHEDULE	RPI	RPI	RPI	RPI
DIV. I ONLY	11- 9	143	7- 3	114	110	121	121	21	21	
DIV. I NON-CONF.	4- 6	201	1- 1	28	17	129	129	17	17	
TOTALS	RPI 1-25	RPI 26-50	W-L RECORDS	RPI 51-100	RPI 101-150	RPI 150+				
11- 9	0- 1	0- 1	OVERALL	3- 3	2- 3	6- 1				
5- 4	0- 0	0- 1	HOME	1- 2	0- 1	4- 0				
4- 4	0- 0	0- 0	AWAY	1- 1	1- 2	2- 1				
2- 1	0- 1	0- 0	NEUTRAL	1- 0	1- 0	0- 0				
4- 6	0- 1	0- 1	NON-CONFERENCE	2- 2	1- 1	1- 1				
2- 2	0- 0	0- 1	HOME	1- 1	0- 0	1- 0				
0- 3	0- 0	0- 0	AWAY	0- 1	0- 1	0- 1				
2- 1	0- 1	0- 0	NEUTRAL	1- 0	1- 0	0- 0				
7- 3	0- 0	0- 0	CONFERENCE	1- 1	1- 2	5- 0				
3- 2	0- 0	0- 0	HOME	0- 1	0- 1	3- 0				
4- 1	0- 0	0- 0	AWAY	1- 0	1- 1	2- 0				
0- 0	0- 0	0- 0	NEUTRAL	0- 0	0- 0	0- 0				

RPI 1-25				RPI 26-50				RPI 51-100				RPI 101+ Team's RPI: 121			
RPI	S	Opponent	Score	RPI	S	Opponent	Score	RPI	S	Opponent	Score	RPI	S	Opponent	Score
19	N	Seton Hall	49 57	45	H	Iowa	65 80	56	A	South Dakota St.	86 89	106	A	Drake	79 73
								79	N	Georgia Tech	61 58	109	N	Akron	59 51
								86	H	South Dakota	64 43	112	A	Creighton	61 69
								92	A	Missouri St.	65 60	146	A	Loyola Chicago	60 64
								92	H	Missouri St.	75 78	147	H	Southern Ill.	60 65
								93	H	Iowa St.	75 84	151	A	North Dakota	59 64
												188	H	Tulsa	75 59
												254	H	Indiana St.	53 42
												284	A	Wichita St.	55 44
												304	A	Bradley	55 47
												309	H	Illinois St.	65 51
												317	H	Evansville	62 51
LAST 12 Division I GAMES:															
				92	H	Missouri St.	75 78	92	A	Missouri St.	65 60				
				304	A	Bradley	55 47	284	A	Wichita St.	55 44				
				146	A	Loyola Chicago	60 64	147	H	Southern Ill.	60 65				
				106	A	Drake	79 73	317	H	Evansville	62 51				
				254	H	Indiana St.	53 42	112	A	Creighton	61 69				
				309	H	Illinois St.	65 51	188	H	Tulsa	75 59				

Non-Div I Games: Rockhurst 58 39

UNI

■ Loss,
 ■ Non-Conf,
 ■ S Site,
 ■ Home
 ■ Away
 N Neutral

Average RPI Win:	271	WON-LOST	WINNING	LAST 10	STRENGTH OF	OPP. STRENGTH	TEAM	ADJ.	CONF.	ADJ CONF.
Average RPI Loss:	99	RECORD	PCT. RANK	GAMES	SCHEDULE	OF SCHEDULE	RPI	RPI	RPI	RPI
DIV. I ONLY	12- 8	115	6- 4	247	225	167	167	20	20	
DIV. I NON-CONF.	6- 4	125	0- 2	265	209	176	176	21	21	
TOTALS	RPI 1-25	RPI 26-50	W-L RECORDS	RPI 51-100	RPI 101-150	RPI 150+				
12- 8	0- 1	0- 1	OVERALL	0- 1	0- 4	12- 1				
8- 2	0- 0	0- 0	HOME	0- 1	0- 1	8- 0				
4- 5	0- 1	0- 0	AWAY	0- 0	0- 3	4- 1				
0- 1	0- 0	0- 1	NEUTRAL	0- 0	0- 0	0- 0				
6- 4	0- 1	0- 1	NON-CONFERENCE	0- 0	0- 2	6- 0				
4- 1	0- 0	0- 0	HOME	0- 0	0- 1	4- 0				
2- 2	0- 1	0- 0	AWAY	0- 0	0- 1	2- 0				
0- 1	0- 0	0- 1	NEUTRAL	0- 0	0- 0	0- 0				
6- 4	0- 0	0- 0	CONFERENCE	0- 1	0- 2	6- 1				
4- 1	0- 0	0- 0	HOME	0- 1	0- 0	4- 0				
2- 3	0- 0	0- 0	AWAY	0- 0	0- 2	2- 1				
0- 0	0- 0	0- 0	NEUTRAL	0- 0	0- 0	0- 0				

RPI 1-25				RPI 26-50				RPI 51-100				RPI 101+ Team's RPI: 167			
RPI	S	Opponent	Score	RPI	S	Opponent	Score	RPI	S	Opponent	Score	RPI	S	Opponent	Score
25	A	Southern California	42 73	34	N	UTEP	52 60	60	H	Colorado St.	56 64	106	H	Drake	68 76
												113	A	Boise St.	56 75
												138	A	Fresno St.	54 58
												148	A	Long Beach St.	63 67
												167	A	New Mexico	53 67
												167	H	New Mexico	57 48
												185	H	George Mason	67 59
												225	H	Utah St.	46 38
												241	A	Houston	63 60
												246	H	Wyoming	66 37
												265	H	Pepperdine	83 63
												276	A	San Diego St.	55 41
												319	H	Nevada	65 59
												321	H	UC Irvine	72 52
												328	H	Southern Utah	79 44
												333	A	A&M-Corpus Christi	65 51
												343	A	Air Force	60 56
LAST 12 Division I GAMES:															
167	H	New Mexico	57 48	167	A	New Mexico	53 67								
276	A	San Diego St.	55 41	246	H	Wyoming	66 37								
113	A	Boise St.	56 75	60	H	Colorado St.	56 64								
319	H	Nevada	65 59	138	A	Fresno St.	54 58								
225	H	Utah St.	46 38	148	A	Long Beach St.	63 67								
343	A	Air Force	60 56	34	N	UTEP	52 60								

Non-Div I Games: Cal St. San Marcos 62 43

UNLV

■ Loss,
 ■ Non-Conf, S Site,
 ■ Home
 ■ Away
 N Neutral

Average RPI Win:	306	WON-LOST	WINNING	LAST 10	STRENGTH OF	OPP. STRENGTH	TEAM	ADJ.	CONF.	ADJ CONF.
Average RPI Loss:	144	RECORD	PCT. RANK	GAMES	SCHEDULE	OF SCHEDULE	RPI	RPI	RPI	RPI
DIV. I ONLY	11- 8	129	7- 2	343	276	232	232	28	28	
DIV. I NON-CONF.	6- 6	160	3- 1	342	286	264	264	27	27	
TOTALS	RPI 1-25	RPI 26-50	W-L RECORDS	RPI 51-100	RPI 101-150	RPI 150+				
11- 8	0- 0	0- 0	OVERALL	0- 3	0- 2	11- 3				
5- 2	0- 0	0- 0	HOME	0- 0	0- 0	5- 2				
6- 6	0- 0	0- 0	AWAY	0- 3	0- 2	6- 1				
0- 0	0- 0	0- 0	NEUTRAL	0- 0	0- 0	0- 0				
6- 6	0- 0	0- 0	NON-CONFERENCE	0- 2	0- 2	6- 2				
3- 1	0- 0	0- 0	HOME	0- 0	0- 0	3- 1				
3- 5	0- 0	0- 0	AWAY	0- 2	0- 2	3- 1				
0- 0	0- 0	0- 0	NEUTRAL	0- 0	0- 0	0- 0				
5- 2	0- 0	0- 0	CONFERENCE	0- 1	0- 0	5- 1				
2- 1	0- 0	0- 0	HOME	0- 0	0- 0	2- 1				
3- 1	0- 0	0- 0	AWAY	0- 1	0- 0	3- 0				
0- 0	0- 0	0- 0	NEUTRAL	0- 0	0- 0	0- 0				

RPI 1-25				RPI 26-50				RPI 51-100				RPI 101+ Team's RPI: 232					
RPI	S	Opponent	Score	RPI	S	Opponent	Score	RPI	S	Opponent	Score	RPI	S	Opponent	Score		
								67	A	FGCU	43	54	116	A	North Carolina	40	80
								73	A	Michigan	61	119	140	A	UNC Asheville	59	68
								79	A	Georgia Tech	46	87	163	H	Jacksonville	43	49
												199	A	Stetson	61	56	
												218	H	Furman	63	75	
												286	H	Kennesaw St.	66	57	
												288	H	UNCG	84	61	
												289	A	Morehead St.	86	72	
												293	A	UMES	59	78	
												299	H	Western Caro.	68	59	
												303	H	North Florida	69	54	
												332	A	IPFW	84	81	
												335	A	Lipscomb	81	54	
												337	A	NJIT	58	41	
												348	H	N.C. Central	68	46	
												349	A	Norfolk St.	82	62	
LAST 12 Division I GAMES:																	
				286	H	Kennesaw St.	66	57				337	A	NJIT	58	41	
				335	A	Lipscomb	81	54				299	H	Western Caro.	68	59	
				303	H	North Florida	69	54				348	H	N.C. Central	68	46	
				163	H	Jacksonville	43	49				116	A	North Carolina	40	80	
				199	A	Stetson	61	56				289	A	Morehead St.	86	72	
				67	A	FGCU	43	54				218	H	Furman	63	75	

Non-Div I Games: Southern Wesleyan 84 51 Mars Hill 81 65 Bob Jones 96 46

USC Upstate

Loss, Non-Conf, S Site, H Home A Away N Neutral

Average RPI Win:	232	WON-LOST	WINNING	LAST 10	STRENGTH OF	OPP. STRENGTH	TEAM	ADJ.	CONF.	ADJ CONF.
Average RPI Loss:	83	RECORD	PCT. RANK	GAMES	SCHEDULE	OF SCHEDULE	RPI	RPI	RPI	RPI
DIV. I ONLY	15- 7	79	8- 2	210	149	97	97	24	24	
DIV. I NON-CONF.	7- 6	156	1- 2	84	53	87	87	23	23	
TOTALS	RPI 1-25	RPI 26-50	W-L RECORDS	RPI 51-100	RPI 101-150	RPI 150+				
15- 7	0- 1	0- 1	OVERALL	0- 3	3- 0	12- 2				
7- 1	0- 0	0- 0	HOME	0- 1	2- 0	5- 0				
7- 6	0- 1	0- 1	AWAY	0- 2	1- 0	6- 2				
1- 0	0- 0	0- 0	NEUTRAL	0- 0	0- 0	1- 0				
7- 6	0- 1	0- 1	NON-CONFERENCE	0- 3	3- 0	4- 1				
3- 1	0- 0	0- 0	HOME	0- 1	2- 0	1- 0				
3- 5	0- 1	0- 1	AWAY	0- 2	1- 0	2- 1				
1- 0	0- 0	0- 0	NEUTRAL	0- 0	0- 0	1- 0				
8- 1	0- 0	0- 0	CONFERENCE	0- 0	0- 0	8- 1				
4- 0	0- 0	0- 0	HOME	0- 0	0- 0	4- 0				
4- 1	0- 0	0- 0	AWAY	0- 0	0- 0	4- 1				
0- 0	0- 0	0- 0	NEUTRAL	0- 0	0- 0	0- 0				

RPI 1-25			RPI 26-50			RPI 51-100			Team's RPI: 97	RPI 101+		
RPI	S	Opponent	Score	RPI	S	Opponent	Score	RPI	S	Opponent	Score	
14	A	Louisville	66 88	45	A	Iowa	56 62	52	A	Vanderbilt	61 64	122 H Samford 52 50
								53	H	Arkansas St.	74 76	131 H Alabama 83 65
								57	A	Chattanooga	46 61	147 A Southern Ill. 70 63
												151 N North Dakota 84 58
												152 A Illinois 74 94
												180 A Southeast Mo. St. 84 74
												207 A Cincinnati 63 57
												211 A Eastern Ky. 61 70
												245 H Miami (OH) 74 47
												248 H Tennessee St. 77 50
												253 H Austin Peay 75 51
												277 H Tennessee Tech 67 53
												280 A Jacksonville St. 63 53
												289 A Morehead St. 85 67
												292 H Murray St. 92 62
												317 A Evansville 75 48
												342 A Eastern Ill. 65 39
LAST 12 Division I GAMES:												
253	H	Austin Peay	75 51	277	H	Tennessee Tech	67 53					
292	H	Murray St.	92 62	289	A	Morehead St.	85 67					
248	H	Tennessee St.	77 50	211	A	Eastern Ky.	61 70					
180	A	Southeast Mo. St.	84 74	14	A	Louisville	66 88					
342	A	Eastern Ill.	65 39	52	A	Vanderbilt	61 64					
280	A	Jacksonville St.	63 53	207	A	Cincinnati	63 57					

Non-Div I Games:

UT Martin

■ Loss,
 ■ Non-Conf, S Site,
 ■ Home
 ■ Away
 N Neutral

Average RPI Win:	177	WON-LOST	WINNING	LAST 10	STRENGTH OF	OPP. STRENGTH	TEAM	ADJ.	CONF.	ADJ CONF.
Average RPI Loss:	142	RECORD	PCT. RANK	GAMES	SCHEDULE	OF SCHEDULE	RPI	RPI	RPI	RPI
DIV. I ONLY	17- 2	9	9- 1	140	158	34	34	11	11	
DIV. I NON-CONF.	8- 1	23	1- 1	65	256	17	17	10	10	
TOTALS	RPI 1-25	RPI 26-50	W-L RECORDS	RPI 51-100	RPI 101-150	RPI 150+				
17- 2	0- 0	0- 0	OVERALL	2- 0	3- 2	12- 0				
11- 0	0- 0	0- 0	HOME	2- 0	1- 0	8- 0				
5- 2	0- 0	0- 0	AWAY	0- 0	2- 2	3- 0				
1- 0	0- 0	0- 0	NEUTRAL	0- 0	0- 0	1- 0				
8- 1	0- 0	0- 0	NON-CONFERENCE	1- 0	1- 1	6- 0				
6- 0	0- 0	0- 0	HOME	1- 0	0- 0	5- 0				
1- 1	0- 0	0- 0	AWAY	0- 0	1- 1	0- 0				
1- 0	0- 0	0- 0	NEUTRAL	0- 0	0- 0	1- 0				
9- 1	0- 0	0- 0	CONFERENCE	1- 0	2- 1	6- 0				
5- 0	0- 0	0- 0	HOME	1- 0	1- 0	3- 0				
4- 1	0- 0	0- 0	AWAY	0- 0	1- 1	3- 0				
0- 0	0- 0	0- 0	NEUTRAL	0- 0	0- 0	3- 0				

RPI 1-25			RPI 26-50			Team's RPI: 34			RPI 51-100			RPI 101+		
RPI	S	Opponent	Score	RPI	S	Opponent	Score		RPI	S	Opponent	Score		
									66	H	UC Riverside	68	57	
									72	H	Middle Tenn.	84	73	
												102	A	New Mexico St.
												134	H	Southern Miss.
												135	A	Marshall
												144	A	Fla. Atlantic
												148	A	Long Beach St.
												155	H	Hampton
												167	H	New Mexico
												167	N	UNLV
												170	H	Louisiana Tech
												177	H	Idaho St.
												184	H	UAB
												197	A	North Texas
												230	H	Houston Baptist
												231	H	UTSA
												239	A	Rice
												260	H	Northern Ariz.
												310	A	FIU
LAST 12 Division I GAMES:														

Non-Div I Games: Tex. Permian Basin 86 32

UTEP

■ Loss,
 ■ Non-Conf,
 ■ S Site,
 ■ H Home
 ■ A Away
 N Neutral

U
T
R
G
V

U
T
R
G
V

UTRGV

Page 318

Average RPI Win: 233	WON-LOST	WINNING	LAST 10	STRENGTH OF	OPP. STRENGTH	TEAM	ADJ.	CONF.	ADJ CONF.
Average RPI Loss: 122	RECORD	PCT. RANK	GAMES	SCHEDULE	OF SCHEDULE	RPI	RPI	RPI	RPI
DIV. I ONLY	5- 13	280	3- 7	93	150	231	231	11	11
DIV. I NON-CONF.	2- 6	272	0- 2	52	236	231	231	10	10
TOTALS	RPI 1-25	RPI 26-50	W-L RECORDS	RPI 51-100	RPI 101-150	RPI 150+			
5- 13	0- 1	0- 2	OVERALL	0- 3	1- 1	4- 6			
4- 4	0- 0	0- 0	HOME	0- 1	1- 0	3- 3			
1- 9	0- 1	0- 2	AWAY	0- 2	0- 1	1- 3			
0- 0	0- 0	0- 0	NEUTRAL	0- 0	0- 0	0- 0			
2- 6	0- 1	0- 1	NON-CONFERENCE	0- 1	0- 0	2- 3			
2- 2	0- 0	0- 0	HOME	0- 0	0- 0	2- 2			
0- 4	0- 1	0- 1	AWAY	0- 1	0- 0	0- 1			
0- 0	0- 0	0- 0	NEUTRAL	0- 0	0- 0	0- 0			
3- 7	0- 0	0- 1	CONFERENCE	0- 2	1- 1	2- 3			
2- 2	0- 0	0- 0	HOME	0- 1	1- 0	1- 1			
1- 5	0- 0	0- 1	AWAY	0- 1	0- 1	1- 2			
0- 0	0- 0	0- 0	NEUTRAL	0- 0	0- 0	0- 0			

RPI	S	Opponent	Score	RPI	S	Opponent	Score	RPI	S	Opponent	Score	RPI	S	Opponent	Score	Team's RPI: 231
8	A	Texas	53 90	31	A	Oklahoma	41 80	54	A	Western Ky.	65 72	134	H	Southern Miss.	47 41	
				34	A	UTEP	55 62	59	A	Abilene Christian	60 79	144	A	Fla. Atlantic	51 64	
								72	H	Middle Tenn.	63 74	159	H	Texas-Arlington	47 51	
												166	A	Texas St.	64 72	
												170	H	Louisiana Tech	72 82	
												184	H	UAB	54 52	
												197	A	North Texas	58 68	
												230	H	Houston Baptist	79 50	
												239	A	Rice	48 49	
												256	H	Texas Southern	44 59	
												309	H	Illinois St.	77 51	
												310	A	FIU	63 52	
LAST 12 Division I GAMES:																
54	A	Western Ky.	65 72	72	H	Middle Tenn.	63 74	184	H	UAB	54 52	239	A	Rice	48 49	
134	H	Southern Miss.	47 41	159	H	Texas-Arlington	47 51	197	A	North Texas	58 68	256	H	Texas Southern	44 59	
170	H	Louisiana Tech	72 82	309	H	Illinois St.	77 51	310	A	FIU	63 52					
144	A	Fla. Atlantic	51 64													
310	A	FIU	63 52													
34	A	UTEP	55 62													

Non-Div I Games: Howard Payne 106 65 Tex. A&M-Kingsville88 51

UTSA

Loss, Non-Conf, S Site, H Home A Away N Neutral

Average RPI Win:	148	WON-LOST	WINNING	LAST 10	STRENGTH OF	OPP. STRENGTH	TEAM	ADJ.	CONF.	ADJ CONF.
Average RPI Loss:	30	RECORD	PCT. RANK	GAMES	SCHEDULE	OF SCHEDULE	RPI	RPI	RPI	RPI
DIV. I ONLY	13- 9	122	4- 6	33	19	74	74	1	1	
DIV. I NON-CONF.	8- 3	77	1- 0	104	136	84	84	1	1	
TOTALS	RPI 1-25	RPI 26-50	W-L RECORDS	RPI 51-100	RPI 101-150	RPI 150+				
13- 9	0- 6	1- 1	OVERALL	4- 2	2- 0	6- 0				
10- 4	0- 3	1- 0	HOME	2- 1	2- 0	5- 0				
3- 3	0- 3	0- 0	AWAY	2- 0	0- 0	1- 0				
0- 2	0- 0	0- 1	NEUTRAL	0- 1	0- 0	0- 0				
8- 3	0- 1	0- 1	NON-CONFERENCE	1- 1	2- 0	5- 0				
7- 0	0- 0	0- 0	HOME	1- 0	2- 0	4- 0				
1- 1	0- 1	0- 0	AWAY	0- 0	0- 0	1- 0				
0- 2	0- 0	0- 1	NEUTRAL	0- 1	0- 0	0- 0				
5- 6	0- 5	1- 0	CONFERENCE	3- 1	0- 0	1- 0				
3- 4	0- 3	1- 0	HOME	1- 1	0- 0	1- 0				
2- 2	0- 2	0- 0	AWAY	2- 0	0- 0	0- 0				
0- 0	0- 0	0- 0	NEUTRAL	0- 0	0- 0	0- 0				

RPI	S	Opponent	Score	RPI	S	Opponent	Score	RPI	S	Opponent	Score	RPI	S	Opponent	Score
5	A	Stanford	52 72	27	H	Washington	88 83	63	H	Washington St.	73 71	112	H	Creighton	74 58
7	H	Oregon St.	53 62	31	N	Oklahoma	55 70	69	H	Oregon	65 77	138	H	Fresno St.	78 63
9	H	UCLA	63 69					71	A	California	84 79	171	H	Colorado	71 55
10	A	Arizona St.	60 80					86	H	South Dakota	66 59	185	H	George Mason	74 62
20	A	BYU	59 73					90	N	Boston College	51 76	196	H	UC Davis	88 58
25	H	Southern California	59 70					99	A	Arizona	60 55	225	A	Utah St.	64 61
												272	H	Lamar	71 67
												283	H	CSUN	97 56
LAST 12 Division I GAMES:															
171	H	Colorado	71 55	99	A	Arizona	60 55								
9	H	UCLA	63 69	71	A	California	84 79								
25	H	Southern California	59 70	5	A	Stanford	52 72								
69	H	Oregon	65 77	27	H	Washington	88 83								
7	H	Oregon St.	53 62	63	H	Washington St.	73 71								
10	A	Arizona St.	60 80	196	H	UC Davis	88 58								

Non-Div I Games:

Utah

■ Loss,
 ■ Non-Conf, S Site,
 ■ Home
 ■ Away
 N Neutral

Average RPI Win:	249	WON-LOST	WINNING	LAST 10	STRENGTH OF	OPP. STRENGTH	TEAM	ADJ.	CONF.	ADJ CONF.
Average RPI Loss:	141	RECORD	PCT. RANK	GAMES	SCHEDULE	OF SCHEDULE	RPI	RPI	RPI	RPI
DIV. I ONLY	8- 11	220	5- 5	244	170	225	225	20	20	
DIV. I NON-CONF.	3- 6	234	0- 2	222	105	229	229	21	21	
TOTALS	RPI 1-25	RPI 26-50	W-L RECORDS	RPI 51-100	RPI 101-150	RPI 150+				
8- 11	0- 1	0- 0	OVERALL	0- 2	1- 2	7- 6				
3- 5	0- 0	0- 0	HOME	0- 2	1- 1	2- 2				
4- 6	0- 1	0- 0	AWAY	0- 0	0- 1	4- 4				
1- 0	0- 0	0- 0	NEUTRAL	0- 0	0- 0	1- 0				
3- 6	0- 1	0- 0	NON-CONFERENCE	0- 1	1- 0	2- 4				
1- 2	0- 0	0- 0	HOME	0- 1	1- 0	0- 1				
1- 4	0- 1	0- 0	AWAY	0- 0	0- 0	1- 3				
1- 0	0- 0	0- 0	NEUTRAL	0- 0	0- 0	1- 0				
5- 5	0- 0	0- 0	CONFERENCE	0- 1	0- 2	5- 2				
2- 3	0- 0	0- 0	HOME	0- 1	0- 1	2- 1				
3- 2	0- 0	0- 0	AWAY	0- 0	0- 1	3- 1				
0- 0	0- 0	0- 0	NEUTRAL	0- 0	0- 0	0- 0				

RPI 1-25				RPI 26-50				RPI 51-100				RPI 101+ Team's RPI: 225			
RPI	S	Opponent	Score	RPI	S	Opponent	Score	RPI	S	Opponent	Score	RPI	S	Opponent	Score
20	A	BYU	69 81					60	H	Colorado St.	49 69	113	A	Boise St.	78 84
								74	H	Utah	61 64	113	H	Boise St.	58 63
												142	H	Pacific	78 70
												167	A	UNLV	38 46
												167	H	New Mexico	72 56
												177	A	Idaho St.	67 81
												179	A	Northern Colo.	60 74
												213	H	Sacramento St.	86 95
												217	A	Montana	70 86
												219	H	San Jose St.	74 86
												221	A	Utah Valley	76 72
												248	N	Tennessee St.	63 46
												276	A	San Diego St.	55 36
												276	H	San Diego St.	72 59
												319	A	Nevada	79 66
												343	A	Air Force	66 53
LAST 12 Division I GAMES:															
113	H	Boise St.	58 63	167	H	New Mexico	72 56								
319	A	Nevada	79 66	113	A	Boise St.	78 84								
276	H	San Diego St.	72 59	276	A	San Diego St.	55 36								
167	A	UNLV	38 46	219	H	San Jose St.	74 86								
60	H	Colorado St.	49 69	74	H	Utah	61 64								
343	A	Air Force	66 53	217	A	Montana	70 86								

Non-Div I Games: Westminster (UT) 74 67 Haskell 90 63

Utah St.

Loss, Non-Conf, S Site, H Home A Away N Neutral

Utah Valley

Through Games Of Feb. 5, 2016

Average RPI Win:	246	WON-LOST	WINNING	LAST 10	STRENGTH OF	OPP. STRENGTH	TEAM	ADJ.	CONF.	ADJ CONF.
Average RPI Loss:	163	RECORD	PCT. RANK	GAMES	SCHEDULE	OF SCHEDULE	RPI	RPI	RPI	RPI
DIV. I ONLY	9- 12	210	4- 6	180	304	221	221	25	25	
DIV. I NON-CONF.	5- 8	209	1- 3	124	309	195	195	25	25	
TOTALS	RPI 1-25	RPI 26-50	W-L RECORDS	RPI 51-100	RPI 101-150	RPI 150+				
9- 12	0- 1	0- 0	OVERALL	0- 1	2- 2	7- 8				
5- 4	0- 0	0- 0	HOME	0- 0	1- 0	4- 4				
4- 7	0- 1	0- 0	AWAY	0- 1	1- 1	3- 4				
0- 1	0- 0	0- 0	NEUTRAL	0- 0	0- 1	0- 0				
5- 8	0- 1	0- 0	NON-CONFERENCE	0- 1	2- 1	3- 5				
2- 3	0- 0	0- 0	HOME	0- 0	1- 0	1- 3				
3- 4	0- 1	0- 0	AWAY	0- 1	1- 0	2- 2				
0- 1	0- 0	0- 0	NEUTRAL	0- 0	0- 1	0- 0				
4- 4	0- 0	0- 0	CONFERENCE	0- 0	0- 1	4- 3				
3- 1	0- 0	0- 0	HOME	0- 0	0- 0	3- 1				
1- 3	0- 0	0- 0	AWAY	0- 0	0- 1	1- 2				
0- 0	0- 0	0- 0	NEUTRAL	0- 0	0- 0	0- 0				

RPI 1-25				RPI 26-50				RPI 51-100				RPI 101+ Team's RPI: 221			
RPI	S	Opponent	Score	RPI	S	Opponent	Score	RPI	S	Opponent	Score	RPI	S	Opponent	Score
20	A	BYU	62 78					69	A	Oregon	68 79	102	A	New Mexico St.	68 73
												113	A	Boise St.	72 70
												118	H	San Francisco	94 88
												131	N	Alabama	60 67
												174	A	Weber St.	56 61
												177	H	Idaho St.	47 56
												178	A	Eastern Wash.	64 68
												196	H	UC Davis	55 59
												198	A	UTRGV	48 61
												198	H	UTRGV	71 57
												225	H	Utah St.	72 76
												227	H	Grand Canyon	53 61
												236	A	Seattle	61 44
												257	A	CSU Bakersfield	54 61
												261	A	Omaha	74 59
												307	H	UMKC	79 71
												319	A	Nevada	73 65
												328	H	Southern Utah	70 58
												336	H	Chicago St.	74 46
LAST 12 Division I GAMES:															
198	H	UTRGV	71 57	198	A	UTRGV	48 61								
257	A	CSU Bakersfield	54 61	102	A	New Mexico St.	68 73								
236	A	Seattle	61 44	196	H	UC Davis	55 59								
336	H	Chicago St.	74 46	177	H	Idaho St.	47 56								
307	H	UMKC	79 71	261	A	Omaha	74 59								
227	H	Grand Canyon	53 61	174	A	Weber St.	56 61								

Non-Div I Games: Bethesda (CA) 91 64 Dixie St. 77 63

Utah Valley

Loss, Non-Conf, S Site, H Home A Away N Neutral

V
C
U

V
C
U

VCU

Valparaiso

Through Games Of Feb. 5, 2016

Average RPI Win:	179	WON-LOST	WINNING	LAST 10	STRENGTH OF	OPP. STRENGTH	TEAM	ADJ.	CONF.	ADJ CONF.
Average RPI Loss:	125	RECORD	PCT. RANK	GAMES	SCHEDULE	OF SCHEDULE	RPI	RPI	RPI	RPI
DIV. I ONLY	5- 13	280	4- 6	43	139	201	201	14	14	
DIV. I NON-CONF.	1- 7	318	1- 0	30	45	240	240	15	15	
TOTALS	RPI 1-25	RPI 26-50	W-L RECORDS	RPI 51-100	RPI 101-150	RPI 150+				
5- 13	0- 3	0- 0	OVERALL	0- 1	3- 3	2- 6				
4- 6	0- 1	0- 0	HOME	0- 0	2- 2	2- 3				
1- 6	0- 2	0- 0	AWAY	0- 1	1- 1	0- 2				
0- 1	0- 0	0- 0	NEUTRAL	0- 0	0- 0	0- 1				
1- 7	0- 2	0- 0	NON-CONFERENCE	0- 1	1- 1	0- 3				
1- 3	0- 1	0- 0	HOME	0- 0	1- 1	0- 1				
0- 3	0- 1	0- 0	AWAY	0- 1	0- 0	0- 1				
0- 1	0- 0	0- 0	NEUTRAL	0- 0	0- 0	0- 1				
4- 6	0- 1	0- 0	CONFERENCE	0- 0	2- 2	2- 3				
3- 3	0- 0	0- 0	HOME	0- 0	1- 1	2- 2				
1- 3	0- 1	0- 0	AWAY	0- 0	1- 1	0- 1				
0- 0	0- 0	0- 0	NEUTRAL	0- 0	0- 0	0- 0				

RPI 1-25				RPI 26-50				RPI 51-100				RPI 101+ Team's RPI: 201			
RPI	S	Opponent	Score	RPI	S	Opponent	Score	RPI	S	Opponent	Score	RPI	S	Opponent	Score
1	H	Notre Dame	54 110					68	A	San Diego	60 76	104	A	Wright St.	63 80
14	A	Louisville	42 75									104	H	Wright St.	54 65
23	A	Green Bay	42 81									105	H	Youngstown St.	65 60
												109	H	Akron	74 85
												143	H	SIUE	69 56
												149	A	Northern Ky.	61 60
												179	N	Northern Colo.	63 77
												182	H	Detroit	66 72
												186	A	Butler	53 72
												190	A	Milwaukee	60 82
												194	H	Oakland	81 66
												214	H	Ill.-Chicago	50 54
												245	H	Miami (OH)	72 75
												306	H	Cleveland St.	66 59
LAST 12 Division I GAMES:															
104	H	Wright St.	54 65	194	H	Oakland	81 66								
214	H	Ill.-Chicago	50 54	182	H	Detroit	66 72								
105	H	Youngstown St.	65 60	104	A	Wright St.	63 80								
306	H	Cleveland St.	66 59	149	A	Northern Ky.	61 60								
190	A	Milwaukee	60 82	143	H	SIUE	69 56								
23	A	Green Bay	42 81	109	H	Akron	74 85								

Non-Div I Games: Ind.-Northwest 79 57 Cardinal Stritch 63 62 Ind.-Kokomo 88 22

Valparaiso

Loss, Non-Conf, S Site, H Home A Away N Neutral

Vanderbilt

Through Games Of Feb. 5, 2016

Average RPI Win:	157	WON-LOST	WINNING	LAST 10	STRENGTH OF	OPP. STRENGTH	TEAM	ADJ.	CONF.	ADJ CONF.
Average RPI Loss:	44	RECORD	PCT. RANK	GAMES	SCHEDULE	OF SCHEDULE	RPI	RPI	RPI	RPI
DIV. I ONLY	15- 7	79	5- 5	54	59	52	52	2	2	
DIV. I NON-CONF.	11- 2	28	3- 0	134	153	36	36	2	2	
TOTALS	RPI 1-25	RPI 26-50	W-L RECORDS	RPI 51-100	RPI 101-150	RPI 150+				
15- 7	1- 3	1- 2	OVERALL	2- 1	4- 1	7- 0				
10- 2	0- 1	1- 1	HOME	1- 0	2- 0	6- 0				
4- 5	1- 2	0- 1	AWAY	1- 1	1- 1	1- 0				
1- 0	0- 0	0- 0	NEUTRAL	0- 0	1- 0	0- 0				
11- 2	0- 1	1- 1	NON-CONFERENCE	2- 0	1- 0	7- 0				
8- 0	0- 0	1- 0	HOME	1- 0	0- 0	6- 0				
2- 2	0- 1	0- 1	AWAY	1- 0	0- 0	1- 0				
1- 0	0- 0	0- 0	NEUTRAL	0- 0	1- 0	0- 0				
4- 5	1- 2	0- 1	CONFERENCE	0- 1	3- 1	0- 0				
2- 2	0- 1	0- 1	HOME	0- 0	2- 0	0- 0				
2- 3	1- 1	0- 0	AWAY	0- 1	1- 1	0- 0				
0- 0	0- 0	0- 0	NEUTRAL	0- 0	0- 0	0- 0				



























































RPI 1-25				RPI 26-50				RPI 51-100 Team's RPI: 52				RPI 101+			
RPI	S	Opponent	Score	RPI	S	Opponent	Score	RPI	S	Opponent	Score	RPI	S	Opponent	Score
2	H	South Carolina	61 71	26	H	Georgia	58 64	61	A	Auburn	45 53	102	N	New Mexico St.	71 45
13	A	Tennessee	49 58	32	H	Ohio	62 59	75	A	Drexel	74 64	115	H	LSU	58 42
17	A	Kentucky	71 69	50	A	Dayton	56 81	97	H	UT Martin	64 61	131	A	Alabama	54 48
23	A	Green Bay	56 58									131	H	Alabama	67 52
												133	A	Ole Miss	52 55
												153	H	ETSU	65 39
												157	A	Fordham	53 40
												203	H	Presbyterian	56 38
												205	H	Troy	97 43
												253	H	Austin Peay	73 56
												343	H	Air Force	86 29
												347	H	Mississippi Val.	89 39
LAST 12 Division I GAMES:															
61	A	Auburn	45 53	131	A	Alabama	54 48								
26	H	Georgia	58 64	2	H	South Carolina	61 71								
17	A	Kentucky	71 69	133	A	Ole Miss	52 55								
131	H	Alabama	67 52	157	A	Fordham	53 40								
13	A	Tennessee	49 58	102	N	New Mexico St.	71 45								
115	H	LSU	58 42	97	H	UT Martin	64 61								

Non-Div I Games:

Vanderbilt

Loss, Non-Conf, S Site, H Home A Away N Neutral

Average RPI Win:	298	WON-LOST	WINNING	LAST 10	STRENGTH OF	OPP. STRENGTH	TEAM	ADJ.	CONF.	ADJ CONF.
Average RPI Loss:	177	RECORD	PCT. RANK	GAMES	SCHEDULE	OF SCHEDULE	RPI	RPI	RPI	RPI
DIV. I ONLY	7- 15	263	2- 8	256	337	275	275	15	15	
DIV. I NON-CONF.	5- 8	209	1- 2	302	348	277	277	18	18	
TOTALS	RPI 1-25	RPI 26-50	W-L RECORDS	RPI 51-100	RPI 101-150	RPI 150+				
7- 15	0- 0	0- 1	OVERALL	0- 2	0- 2	7- 10				
3- 6	0- 0	0- 0	HOME	0- 1	0- 1	3- 4				
4- 9	0- 0	0- 1	AWAY	0- 1	0- 1	4- 6				
0- 0	0- 0	0- 0	NEUTRAL	0- 0	0- 0	0- 0				
5- 8	0- 0	0- 0	NON-CONFERENCE	0- 0	0- 1	5- 7				
2- 3	0- 0	0- 0	HOME	0- 0	0- 1	2- 2				
3- 5	0- 0	0- 0	AWAY	0- 0	0- 0	3- 5				
0- 0	0- 0	0- 0	NEUTRAL	0- 0	0- 0	0- 0				
2- 7	0- 0	0- 1	CONFERENCE	0- 2	0- 1	2- 3				
1- 3	0- 0	0- 0	HOME	0- 1	0- 0	1- 2				
1- 4	0- 0	0- 1	AWAY	0- 1	0- 1	1- 1				
0- 0	0- 0	0- 0	NEUTRAL	0- 0	0- 0	0- 0				

RPI S	Opponent	Score	RPI S	Opponent	Score	RPI S	Opponent	Score	RPI S	Opponent	Score	Team's RPI: 275
			46  Albany (NY)	43  72		94  Maine	51  63		110  Stony Brook	59  73		
						94  Maine	41  62		111  Quinnipiac	65  77		
									161  Brown	54  71		
									180  UMBC	48  85		
									189  Delaware	60  71		
									194  Oakland	68  74		
									206  Bryant	52  68		
									212  Binghamton	53  57		
									215  Hartford	47  51		
									223  Columbia	56  73		
									259  Sacred Heart	53 51		
									266  Dartmouth	56 54		
									267  New Hampshire	83 63		
									271  Holy Cross	63  77		
									285  Central Conn. St.	79 63		
									323  UMass Lowell	59 51		
									337  NJIT	54 46		
									345  St. Francis Brooklyn	55  59		
									346  Boston U.	60 45		
LAST 12 Division I GAMES:												
			94  Maine	51  63		46  Albany (NY)	43  72					
			110  Stony Brook	59  73		94  Maine	41  62					
			267  New Hampshire	83 63		180  UMBC	48  85					
			212  Binghamton	53  57		194  Oakland	68  74					
			323  UMass Lowell	59 51		346  Boston U.	60 45					
			215  Hartford	47  51		189  Delaware	60  71					

Non-Div I Games:

Vermont

Average RPI Win:	142	WON-LOST	WINNING	LAST 10	STRENGTH OF	OPP. STRENGTH	TEAM	ADJ.	CONF.	ADJ CONF.
Average RPI Loss:	74	RECORD	PCT. RANK	GAMES	SCHEDULE	OF SCHEDULE	RPI	RPI	RPI	RPI
DIV. I ONLY	14- 9	109	6- 4	60	43	62	62	6	6	
DIV. I NON-CONF.	7- 4	110	1- 0	31	66	40	40	6	6	
TOTALS	RPI 1-25	RPI 26-50	W-L RECORDS	RPI 51-100	RPI 101-150	RPI 150+				
14- 9	2- 1	2- 3	OVERALL	3- 2	0- 3	7- 0				
6- 3	1- 1	2- 0	HOME	1- 1	0- 1	2- 0				
6- 5	1- 0	0- 2	AWAY	1- 1	0- 2	4- 0				
2- 1	0- 0	0- 1	NEUTRAL	1- 0	0- 0	1- 0				
7- 4	0- 0	1- 3	NON-CONFERENCE	2- 1	0- 0	4- 0				
3- 0	0- 0	1- 0	HOME	1- 0	0- 0	1- 0				
2- 3	0- 0	0- 2	AWAY	0- 1	0- 0	2- 0				
2- 1	0- 0	0- 1	NEUTRAL	1- 0	0- 0	1- 0				
7- 5	2- 1	1- 0	CONFERENCE	1- 1	0- 3	3- 0				
3- 3	1- 1	1- 0	HOME	0- 1	0- 1	1- 0				
4- 2	1- 0	0- 0	AWAY	1- 0	0- 2	2- 0				
0- 0	0- 0	0- 0	NEUTRAL	0- 0	0- 0	0- 0				

RPI 1-25				RPI 26-50				RPI 51-100 Team's RPI: 62				RPI 101+			
RPI	S	Opponent	Score	RPI	S	Opponent	Score	RPI	S	Opponent	Score	RPI	S	Opponent	Score
19	H	Seton Hall	55 45	35	A	North Carolina St.	64 70	70	A	Temple	55 61	112	A	Creighton	48 53
22	A	DePaul	64 60	37	A	George Washington	70 78	75	N	Drexel	67 55	112	H	Creighton	62 65
22	H	DePaul	47 75	41	H	St. John's (NY)	58 54	82	A	Marquette	82 75	141	A	Xavier	67 74
				42	H	Penn	66 46	88	H	Saint Joseph's	55 49	186	A	Butler	57 45
				44	N	St. Mary's (CA)	60 67	96	H	Georgetown	51 57	210	A	Lehigh	65 44
												213	N	Sacramento St.	78 54
												235	A	Providence	76 47
												235	H	Providence	67 39
												263	H	Loyola Maryland	67 55
												281	A	La Salle	67 56
LAST 12 Division I GAMES:															
22	H	DePaul	47 75	19	H	Seton Hall	55 45								
235	A	Providence	76 47	22	A	DePaul	64 60								
112	A	Creighton	48 53	82	A	Marquette	82 75								
42	H	Penn	66 46	112	H	Creighton	62 65								
96	H	Georgetown	51 57	235	H	Providence	67 39								
41	H	St. John's (NY)	58 54	141	A	Xavier	67 74								

Non-Div I Games:

Villanova

■ Loss,
 ■ Non-Conf, S Site,
 ■ Home
 ■ Away
 N Neutral

Average RPI Win:	182	WON-LOST	WINNING	LAST 10	STRENGTH OF	OPP. STRENGTH	TEAM	ADJ.	CONF.	ADJ CONF.
Average RPI Loss:	43	RECORD	PCT. RANK	GAMES	SCHEDULE	OF SCHEDULE	RPI	RPI	RPI	RPI
DIV. I ONLY	13- 10	138	4- 6	51	57	87	87	5	5	
DIV. I NON-CONF.	10- 4	86	2- 1	181	120	109	109	5	5	
TOTALS	RPI 1-25	RPI 26-50	W-L RECORDS	RPI 51-100	RPI 101-150	RPI 150+				
13- 10	1- 4	1- 4	OVERALL	3- 1	1- 1	7- 0				
8- 4	0- 2	1- 1	HOME	0- 0	0- 1	7- 0				
4- 4	0- 2	0- 2	AWAY	3- 0	1- 0	0- 0				
1- 2	1- 0	0- 1	NEUTRAL	0- 1	0- 0	0- 0				
10- 4	1- 1	0- 2	NON-CONFERENCE	2- 1	0- 0	7- 0				
7- 1	0- 0	0- 1	HOME	0- 0	0- 0	7- 0				
2- 1	0- 1	0- 0	AWAY	2- 0	0- 0	0- 0				
1- 2	1- 0	0- 1	NEUTRAL	0- 1	0- 0	0- 0				
3- 6	0- 3	1- 2	CONFERENCE	1- 0	1- 1	0- 0				
1- 3	0- 2	1- 0	HOME	0- 0	0- 1	0- 0				
2- 3	0- 1	0- 2	AWAY	1- 0	1- 0	0- 0				
0- 0	0- 0	0- 0	NEUTRAL	0- 0	0- 0	0- 0				

RPI 1-25				RPI 26-50				RPI 51-100 Team's RPI: 87				RPI 101+			
RPI	S	Opponent	Score	RPI	S	Opponent	Score	RPI	S	Opponent	Score	RPI	S	Opponent	Score
1	H	Notre Dame	46 74	35	A	North Carolina St.	52 63	61	A	Auburn	69 52	132	A	Wake Forest	52 50
6	A	Ohio St.	73 93	39	A	Duke	52 67	72	A	Middle Tenn.	70 66	145	H	Pittsburgh	55 58
12	A	Florida St.	48 70	43	H	Miami (FL)	76 56	79	A	Georgia Tech	78 67	208	H	Richmond	71 51
14	H	Louisville	41 59	45	H	Iowa	73 85	81	N	Tulane	62 67	233	H	Coppin St.	75 40
23	N	Green Bay	68 59	48	N	Rutgers	48 60					234	H	Bowling Green	68 39
LAST 12 Division I GAMES:															
39	A	Duke	52 67	132	A	Wake Forest	52 50								
35	A	North Carolina St.	52 63	1	H	Notre Dame	46 74								
145	H	Pittsburgh	55 58	43	H	Miami (FL)	76 56								
12	A	Florida St.	48 70	208	H	Richmond	71 51								
79	A	Georgia Tech	78 67	233	H	Coppin St.	75 40								
14	H	Louisville	41 59	6	A	Ohio St.	73 93								

Non-Div I Games:

Virginia

■ Loss,
■ Non-Conf, S Site,
■ Home
■ Away
N Neutral

Average RPI Win: 205		WON-LOST	WINNING	LAST 10	STRENGTH OF	OPP. STRENGTH	TEAM	ADJ.	CONF.	ADJ CONF.
Average RPI Loss: 39		RECORD	PCT. RANK	GAMES	SCHEDULE	OF SCHEDULE	RPI	RPI	RPI	RPI
DIV. I ONLY		14- 8	98	3- 7	112	51	98	98	5	5
DIV. I NON-CONF.		12- 1	10	3- 0	291	133	76	76	5	5
TOTALS		RPI 1-25	RPI 26-50	W-L RECORDS	RPI 51-100	RPI 101-150	RPI 150+			
14- 8	1- 3		0- 3	OVERALL	1- 2	1- 0	11- 0			
12- 3	0- 0		0- 2	HOME	1- 1	0- 0	11- 0			
2- 5	1- 3		0- 1	AWAY	0- 1	1- 0	0- 0			
0- 0	0- 0		0- 0	NEUTRAL	0- 0	0- 0	0- 0			
12- 1	1- 0		0- 0	NON-CONFERENCE	0- 1	1- 0	10- 0			
10- 0	0- 0		0- 0	HOME	0- 0	0- 0	10- 0			
2- 1	1- 0		0- 0	AWAY	0- 1	1- 0	0- 0			
0- 0	0- 0		0- 0	NEUTRAL	0- 0	0- 0	0- 0			
2- 7	0- 3		0- 3	CONFERENCE	1- 1	0- 0	1- 0			
2- 3	0- 0		0- 2	HOME	1- 1	0- 0	1- 0			
0- 4	0- 3		0- 1	AWAY	0- 0	0- 0	0- 0			
0- 0	0- 0		0- 0	NEUTRAL	0- 0	0- 0	0- 0			

RPI 1-25				RPI 26-50				RPI 51-100 Team's RPI: 98				RPI 101+			
RPI	S	Opponent	Score	RPI	S	Opponent	Score	RPI	S	Opponent	Score	RPI	S	Opponent	Score
1	A	Notre Dame	41 80	28	A	Syracuse	39 60	79	H	Georgia Tech	34 51	137	A	Penn St.	64 59
12	A	Florida St.	50 68	35	H	North Carolina St.	61 72	90	H	Boston College	58 33	185	H	George Mason	80 63
13	A	Tennessee	57 43	43	H	Miami (FL)	45 57	96	A	Georgetown	56 73	187	H	Col. of Charleston	81 47
14	A	Louisville	45 56									203	H	Presbyterian	58 44
												218	H	Furman	59 30
												229	H	Radford	47 40
												233	H	Coppin St.	72 39
												235	H	Providence	62 46
												243	H	Clemson	79 49
												244	H	Morgan St.	73 33
												312	H	Wofford	73 42
												339	H	Mt. St. Mary's	59 42
LAST 12 Division I GAMES:															
79	H	Georgia Tech	34 51	28	A	Syracuse	39 60								
12	A	Florida St.	50 68	14	A	Louisville	45 56								
43	H	Miami (FL)	45 57	90	H	Boston College	58 33								
1	A	Notre Dame	41 80	218	H	Furman	59 30								
35	H	North Carolina St.	61 72	229	H	Radford	47 40								
243	H	Clemson	79 49	339	H	Mt. St. Mary's	59 42								

Non-Div I Games:

Virginia Tech

■ Loss,
■ Non-Conf, S Site,
■ Home
■ Away
N Neutral

Average RPI Win:	339	WON-LOST	WINNING	LAST 10	STRENGTH OF	OPP. STRENGTH	TEAM	ADJ.	CONF.	ADJ CONF.
Average RPI Loss:	199	RECORD	PCT. RANK	GAMES	SCHEDULE	OF SCHEDULE	RPI	RPI	RPI	RPI
DIV. I ONLY	4- 17	313	2- 8	318	306	338	338	31	31	
DIV. I NON-CONF.	2- 9	296	0- 2	239	103	309	309	32	32	
TOTALS	RPI 1-25	RPI 26-50	W-L RECORDS	RPI 51-100	RPI 101-150	RPI 150+				
4- 17	0- 1	0- 1	OVERALL	0- 0	0- 4	4- 11				
3- 6	0- 0	0- 0	HOME	0- 0	0- 2	3- 4				
1- 11	0- 1	0- 1	AWAY	0- 0	0- 2	1- 7				
0- 0	0- 0	0- 0	NEUTRAL	0- 0	0- 0	0- 0				
2- 9	0- 1	0- 1	NON-CONFERENCE	0- 0	0- 4	2- 3				
2- 2	0- 0	0- 0	HOME	0- 0	0- 2	2- 0				
0- 7	0- 1	0- 1	AWAY	0- 0	0- 2	0- 3				
0- 0	0- 0	0- 0	NEUTRAL	0- 0	0- 0	0- 0				
2- 8	0- 0	0- 0	CONFERENCE	0- 0	0- 0	2- 8				
1- 4	0- 0	0- 0	HOME	0- 0	0- 0	1- 4				
1- 4	0- 0	0- 0	AWAY	0- 0	0- 0	1- 4				
0- 0	0- 0	0- 0	NEUTRAL	0- 0	0- 0	0- 0				

RPI 1-25				RPI 26-50				RPI 51-100				RPI 101+ Team's RPI: 338			
RPI	S	Opponent	Score	RPI	S	Opponent	Score	RPI	S	Opponent	Score	RPI	S	Opponent	Score
6	A	Ohio St.	47 106	42	A	Penn	50 78					107	A	Yale	60 78
												110	H	Stony Brook	62 73
												133	H	Ole Miss	49 86
												145	A	Pittsburgh	41 67
												164	A	Old Dominion	57 71
												204	A	Robert Morris	44 64
												206	H	Bryant	71 82
												223	A	Columbia	48 67
												259	A	Sacred Heart	62 73
												259	H	Sacred Heart	73 77
												274	A	Saint Francis (PA)	78 93
												285	H	Central Conn. St.	52 62
												305	A	Delaware St.	44 66
												324	H	LIU Brooklyn	63 73
												330	H	Lafayette	69 48
												337	H	NJIT	76 53
												339	A	Mt. St. Mary's	55 64
												345	A	St. Francis Brooklyn	82 78
												345	H	St. Francis Brooklyn	70 53
LAST 12 Division I GAMES:															
345	A	St. Francis Brooklyn	82 78	259	A	Sacred Heart	62 73								
339	A	Mt. St. Mary's	55 64	206	H	Bryant	71 82								
345	H	St. Francis Brooklyn	70 53	204	A	Robert Morris	44 64								
259	H	Sacred Heart	73 77	274	A	Saint Francis (PA)	78 93								
324	H	LIU Brooklyn	63 73	223	A	Columbia	48 67								
285	H	Central Conn. St.	52 62	42	A	Penn	50 78								

Non-Div I Games:

Wagner

■ Loss,
■ Non-Conf,
■ S Site,
■ H Home
■ A Away
N Neutral

Average RPI Win:	192	WON-LOST	WINNING	LAST 10	STRENGTH OF	OPP. STRENGTH	TEAM	ADJ.	CONF.	ADJ CONF.
Average RPI Loss:	66	RECORD	PCT. RANK	GAMES	SCHEDULE	OF SCHEDULE	RPI	RPI	RPI	RPI
DIV. I ONLY	12- 11	166	3- 7	133	48	132	132	5	5	
DIV. I NON-CONF.	9- 4	96	1- 1	306	113	191	191	5	5	
TOTALS	RPI 1-25	RPI 26-50	W-L RECORDS	RPI 51-100	RPI 101-150	RPI 150+				
12- 11	0- 2	0- 5	OVERALL	1- 1	3- 1	8- 2				
7- 5	0- 1	0- 1	HOME	0- 1	2- 1	5- 1				
4- 5	0- 1	0- 4	AWAY	1- 0	1- 0	2- 0				
1- 1	0- 0	0- 0	NEUTRAL	0- 0	0- 0	1- 1				
9- 4	0- 0	0- 1	NON-CONFERENCE	0- 0	1- 1	8- 2				
6- 2	0- 0	0- 0	HOME	0- 0	1- 1	5- 1				
2- 1	0- 0	0- 1	AWAY	0- 0	0- 0	2- 0				
1- 1	0- 0	0- 0	NEUTRAL	0- 0	0- 0	1- 1				
3- 7	0- 2	0- 4	CONFERENCE	1- 1	2- 0	0- 0				
1- 3	0- 1	0- 1	HOME	0- 1	1- 0	0- 0				
2- 4	0- 1	0- 3	AWAY	1- 0	1- 0	0- 0				
0- 0	0- 0	0- 0	NEUTRAL	0- 0	0- 0	0- 0				

RPI 1-25				RPI 26-50				RPI 51-100				RPI 101+ Team's RPI: 132			
RPI	S	Opponent	Score	RPI	S	Opponent	Score	RPI	S	Opponent	Score	RPI	S	Opponent	Score
12	H	Florida St.	55 96	28	H	Syracuse	65 91	87	H	Virginia	50 52	115	H	LSU	60 57
14	A	Louisville	54 78	30	A	Missouri	81 94	90	A	Boston College	65 59	116	H	North Carolina	75 63
				35	A	North Carolina St.	47 64					123	H	Belmont	64 78
				39	A	Duke	68 95					145	A	Pittsburgh	60 49
				43	A	Miami (FL)	60 71					153	H	ETSU	69 52
												155	N	Hampton	42 47
												158	H	Wisconsin	51 64
												163	H	Jacksonville	57 51
												169	H	Davidson	77 58
												208	H	Richmond	43 33
												249	A	American	71 70
												281	H	La Salle	61 53
												308	N	Coastal Caro.	81 52
												310	A	FIU	57 53
LAST 12 Division I GAMES:															
145	A	Pittsburgh	60 49	43	A	Miami (FL)	60 71								
14	A	Louisville	54 78	87	H	Virginia	50 52								
12	H	Florida St.	55 96	39	A	Duke	68 95								
90	A	Boston College	65 59	35	A	North Carolina St.	47 64								
116	H	North Carolina	75 63	310	A	FIU	57 53								
28	H	Syracuse	65 91	155	N	Hampton	42 47								

Non-Div I Games:

Wake Forest

■ Loss,
■ Non-Conf,
■ S Site,
■ H Home
■ A Away
N Neutral

Average RPI Win:	121	WON-LOST	WINNING	LAST 10	STRENGTH OF	OPP. STRENGTH	TEAM	ADJ.	CONF.	ADJ CONF.
Average RPI Loss:	26	RECORD	PCT. RANK	GAMES	SCHEDULE	OF SCHEDULE	RPI	RPI	RPI	RPI
DIV. I ONLY	16- 6	55	6- 4	23	14	27	27	1	1	
DIV. I NON-CONF.	9- 2	37	1- 0	51	107	41	41	1	1	
TOTALS	RPI 1-25	RPI 26-50	W-L RECORDS	RPI 51-100	RPI 101-150	RPI 150+				
16- 6	2- 3	0- 2	OVERALL	7- 1	2- 0	5- 0				
10- 3	2- 2	0- 1	HOME	4- 0	0- 0	4- 0				
5- 2	0- 1	0- 0	AWAY	3- 1	1- 0	1- 0				
1- 1	0- 0	0- 1	NEUTRAL	0- 0	1- 0	0- 0				
9- 2	0- 0	0- 2	NON-CONFERENCE	3- 0	2- 0	4- 0				
6- 1	0- 0	0- 1	HOME	2- 0	0- 0	4- 0				
2- 0	0- 0	0- 0	AWAY	1- 0	1- 0	0- 0				
1- 1	0- 0	0- 1	NEUTRAL	0- 0	1- 0	0- 0				
7- 4	2- 3	0- 0	CONFERENCE	4- 1	0- 0	1- 0				
4- 2	2- 2	0- 0	HOME	2- 0	0- 0	0- 0				
3- 2	0- 1	0- 0	AWAY	2- 1	0- 0	1- 0				
0- 0	0- 0	0- 0	NEUTRAL	0- 0	0- 0	0- 0				

RPI 1-25				RPI 26-50				Team's RPI: 27	RPI 51-100				RPI 101+			
RPI	S	Opponent	Score	RPI	S	Opponent	Score		RPI	S	Opponent	Score	RPI	S	Opponent	Score
5	A	Stanford	53 69	28	N	Syracuse	62 66		63	A	Washington St.	79 64	127	N	Texas Tech	77 73
7	H	Oregon St.	53 61	31	H	Oklahoma	68 71		63	H	Washington St.	69 63	138	A	Fresno St.	89 79
9	H	UCLA	64 56						65	H	Santa Clara	100 55	171	A	Colorado	76 74
10	H	Arizona St.	61 68						66	H	UC Riverside	78 43	174	H	Weber St.	69 56
25	H	Southern California	69 60						71	A	California	75 65	236	H	Seattle	96 55
									74	A	Utah	83 88	273	H	Portland	83 65
									86	A	South Dakota	77 64	276	H	San Diego St.	80 51
									99	H	Arizona	63 47				
LAST 12 Division I GAMES:																
		7	H	Oregon St.	53	61			99	H	Arizona	63	47			
		71	A	California	75	65			10	H	Arizona St.	61	68			
		5	A	Stanford	53	69			74	A	Utah	83	88			
		63	H	Washington St.	69	63			171	A	Colorado	76	74			
		25	H	Southern California	69	60			63	A	Washington St.	79	64			
		9	H	UCLA	64	56			174	H	Weber St.	69	56			

Non-Div I Games:

Washington

■ Loss,
 ■ Non-Conf, S Site,
 ■ Home
 ■ Away
 N Neutral

Average RPI Win:	156	WON-LOST	WINNING	LAST 10	STRENGTH OF	OPP. STRENGTH	TEAM	ADJ.	CONF.	ADJ CONF.
Average RPI Loss:	35	RECORD	PCT. RANK	GAMES	SCHEDULE	OF SCHEDULE	RPI	RPI	RPI	RPI
DIV. I ONLY	12- 10	153	3- 7	39	15	63	63	1	1	
DIV. I NON-CONF.	9- 2	37	1- 0	95	94	21	21	1	1	
TOTALS	RPI 1-25	RPI 26-50	W-L RECORDS	RPI 51-100	RPI 101-150	RPI 150+				
12- 10	1- 4	0- 3	OVERALL	3- 3	1- 0	7- 0				
6- 4	1- 2	0- 1	HOME	2- 1	0- 0	3- 0				
5- 6	0- 2	0- 2	AWAY	1- 2	1- 0	3- 0				
1- 0	0- 0	0- 0	NEUTRAL	0- 0	0- 0	1- 0				
9- 2	0- 1	0- 1	NON-CONFERENCE	2- 0	1- 0	6- 0				
4- 0	0- 0	0- 0	HOME	1- 0	0- 0	3- 0				
4- 2	0- 1	0- 1	AWAY	1- 0	1- 0	2- 0				
1- 0	0- 0	0- 0	NEUTRAL	0- 0	0- 0	1- 0				
3- 8	1- 3	0- 2	CONFERENCE	1- 3	0- 0	1- 0				
2- 4	1- 2	0- 1	HOME	1- 1	0- 0	0- 0				
1- 4	0- 1	0- 1	AWAY	0- 2	0- 0	1- 0				
0- 0	0- 0	0- 0	NEUTRAL	0- 0	0- 0	0- 0				

RPI 1-25				RPI 26-50				RPI 51-100 Team's RPI: 63				RPI 101+			
RPI	S	Opponent	Score	RPI	S	Opponent	Score	RPI	S	Opponent	Score	RPI	S	Opponent	Score
5	A	Stanford	52 69	27	A	Washington	63 69	68	A	San Diego	78 72	113	A	Boise St.	57 52
9	H	UCLA	73 75	27	H	Washington	64 79	69	H	Oregon	48 73	155	H	Hampton	68 61
10	H	Arizona St.	45 63	44	A	St. Mary's (CA)	71 75	71	A	California	71 74	156	A	Hawaii	62 52
15	A	Oklahoma St.	60 70					74	A	Utah	71 73	171	A	Colorado	74 66
25	H	Southern California	73 61					89	H	Gonzaga	55 48	200	A	Kansas	66 53
								99	H	Arizona	67 46	219	H	San Jose St.	95 80
												262	H	UC Santa Barbara	61 44
												319	N	Nevada	70 57
LAST 12 Division I GAMES:															
69	H	Oregon	48 73	10	H	Arizona St.	45 63								
5	A	Stanford	52 69	99	H	Arizona	67 46								
71	A	California	71 74	171	A	Colorado	74 66								
27	A	Washington	63 69	74	A	Utah	71 73								
9	H	UCLA	73 75	27	H	Washington	64 79								
25	H	Southern California	73 61	200	A	Kansas	66 53								

Non-Div I Games:

Washington St.

■ Loss,
 ■ Non-Conf,
 ■ S Site,
 ■ H Home
 ■ A Away
 N Neutral

Average RPI Win:	247	WON-LOST	WINNING	LAST 10	STRENGTH OF	OPP. STRENGTH	TEAM	ADJ.	CONF.	ADJ CONF.
Average RPI Loss:	118	RECORD	PCT. RANK	GAMES	SCHEDULE	OF SCHEDULE	RPI	RPI	RPI	RPI
DIV. I ONLY	13- 5	63	7- 2	341	102	174	174	18	18	
DIV. I NON-CONF.	6- 3	100	1- 1	312	97	169	169	19	19	
TOTALS	RPI 1-25	RPI 26-50	W-L RECORDS	RPI 51-100	RPI 101-150	RPI 150+				
13- 5	0- 1	0- 1	OVERALL	0- 0	0- 0	13- 3				
4- 3	0- 1	0- 0	HOME	0- 0	0- 0	4- 2				
8- 2	0- 0	0- 1	AWAY	0- 0	0- 0	8- 1				
1- 0	0- 0	0- 0	NEUTRAL	0- 0	0- 0	1- 0				
6- 3	0- 1	0- 1	NON-CONFERENCE	0- 0	0- 0	6- 1				
1- 2	0- 1	0- 0	HOME	0- 0	0- 0	1- 1				
4- 1	0- 0	0- 1	AWAY	0- 0	0- 0	4- 0				
1- 0	0- 0	0- 0	NEUTRAL	0- 0	0- 0	1- 0				
7- 2	0- 0	0- 0	CONFERENCE	0- 0	0- 0	7- 2				
3- 1	0- 0	0- 0	HOME	0- 0	0- 0	3- 1				
4- 1	0- 0	0- 0	AWAY	0- 0	0- 0	4- 1				
0- 0	0- 0	0- 0	NEUTRAL	0- 0	0- 0	0- 0				

RPI 1-25				RPI 26-50				RPI 51-100				RPI 101+ Team's RPI: 174			
RPI	S	Opponent	Score	RPI	S	Opponent	Score	RPI	S	Opponent	Score	RPI	S	Opponent	Score
20	H	BYU	51 68	27	A	Washington	56 69					151	A	North Dakota	62 56
												177	A	Idaho St.	61 46
												177	H	Idaho St.	57 58
												179	A	Northern Colo.	63 65
												179	H	Northern Colo.	82 79
												187	H	Col. of Charleston	42 50
												197	A	North Texas	45 38
												213	H	Sacramento St.	77 66
												221	H	Utah Valley	61 56
												252	N	Stephen F. Austin	56 46
												260	A	Northern Ariz.	76 56
												273	A	Portland	57 55
												298	A	Denver	61 49
												318	H	Portland St.	102 73
												328	A	Southern Utah	69 51
												341	A	Cal St. Fullerton	60 40
LAST 12 Division I GAMES:															
179	H	Northern Colo.	82 79	179	A	Northern Colo.	63 65								
328	A	Southern Utah	69 51	151	A	North Dakota	62 56								
260	A	Northern Ariz.	76 56	177	A	Idaho St.	61 46								
177	H	Idaho St.	57 58	27	A	Washington	56 69								
213	H	Sacramento St.	77 66	221	H	Utah Valley	61 56								
318	H	Portland St.	102 73	20	H	BYU	51 68								

Non-Div I Games: Westminster (UT) 79 46 Bethesda (CA) 86 60

Weber St.

Loss, Non-Conf, S Site, H Home A Away N Neutral

Average RPI Win:	170	WON-LOST	WINNING	LAST 10	STRENGTH OF	OPP. STRENGTH	TEAM	ADJ.	CONF.	ADJ CONF.
Average RPI Loss:	27	RECORD	PCT. RANK	GAMES	SCHEDULE	OF SCHEDULE	RPI	RPI	RPI	RPI
DIV. I ONLY	17- 6	49	6- 4	57	50	38	38	3	3	
DIV. I NON-CONF.	11- 2	28	2- 0	140	174	48	48	3	3	
TOTALS	RPI 1-25	RPI 26-50	W-L RECORDS	RPI 51-100	RPI 101-150	RPI 150+				
17- 6	0- 4	2- 1	OVERALL	3- 1	4- 0	8- 0				
8- 2	0- 2	0- 0	HOME	1- 0	1- 0	6- 0				
4- 3	0- 1	1- 1	AWAY	1- 1	1- 0	1- 0				
5- 1	0- 1	1- 0	NEUTRAL	1- 0	2- 0	1- 0				
11- 2	0- 1	1- 0	NON-CONFERENCE	2- 1	2- 0	6- 0				
6- 0	0- 0	0- 0	HOME	1- 0	0- 0	5- 0				
0- 1	0- 0	0- 0	AWAY	0- 1	0- 0	0- 0				
5- 1	0- 1	1- 0	NEUTRAL	1- 0	2- 0	1- 0				
6- 4	0- 3	1- 1	CONFERENCE	1- 0	2- 0	2- 0				
2- 2	0- 2	0- 0	HOME	0- 0	1- 0	1- 0				
4- 2	0- 1	1- 1	AWAY	1- 0	1- 0	1- 0				
0- 0	0- 0	0- 0	NEUTRAL	0- 0	0- 0	0- 0				

RPI 1-25				RPI 26-50				Team's RPI: 38		RPI 51-100				RPI 101+			
RPI	S	Opponent	Score	RPI	S	Opponent	Score		RPI	S	Opponent	Score	RPI	S	Opponent	Score	
3	A	Baylor	64 69	31	A	Oklahoma	54 57		55	N	James Madison	69 62	107	N	Yale	70 60	
3	H	Baylor	61 71	47	A	Kansas St.	72 53		80	H	Elon	67 57	127	A	Texas Tech	69 42	
8	H	Texas	54 65	49	N	Indiana	75 64		89	A	Gonzaga	57 62	127	H	Texas Tech	79 57	
25	N	Southern California	67 78						91	A	TCU	97 84	135	N	Marshall	66 60	
</																	

Average RPI Win:	301	WON-LOST	WINNING	LAST 10	STRENGTH OF	OPP. STRENGTH	TEAM	ADJ.	CONF.	ADJ CONF.
Average RPI Loss:	172	RECORD	PCT. RANK	GAMES	SCHEDULE	OF SCHEDULE	RPI	RPI	RPI	RPI
DIV. I ONLY	3- 16	325	2- 7	139	316	299	299	17	17	
DIV. I NON-CONF.	1- 10	330	0- 3	150	346	311	311	16	16	
TOTALS	RPI 1-25	RPI 26-50	W-L RECORDS	RPI 51-100	RPI 101-150	RPI 150+				
3- 16	0- 0	0- 2	OVERALL	0- 1	0- 4	3- 9				
2- 5	0- 0	0- 0	HOME	0- 0	0- 3	2- 2				
0- 11	0- 0	0- 2	AWAY	0- 1	0- 1	0- 7				
1- 0	0- 0	0- 0	NEUTRAL	0- 0	0- 0	1- 0				
1- 10	0- 0	0- 2	NON-CONFERENCE	0- 0	0- 1	1- 7				
0- 2	0- 0	0- 0	HOME	0- 0	0- 1	0- 1				
0- 8	0- 0	0- 2	AWAY	0- 0	0- 0	0- 6				
1- 0	0- 0	0- 0	NEUTRAL	0- 0	0- 0	1- 0				
2- 6	0- 0	0- 0	CONFERENCE	0- 1	0- 3	2- 2				
2- 3	0- 0	0- 0	HOME	0- 0	0- 2	2- 1				
0- 3	0- 0	0- 0	AWAY	0- 1	0- 1	0- 1				
0- 0	0- 0	0- 0	NEUTRAL	0- 0	0- 0	0- 0				

RPI 1-25	RPI 26-50	RPI 51-100	RPI 101+	Team's RPI: 299
RPI S Opponent Score	RPI S Opponent Score	RPI S Opponent Score	RPI S Opponent Score	Score
	35 A North Carolina St. 55 86	57 A Chattanooga 59 77	122 H Samford 42 59	
	39 A Duke 47 84		129 A Mercer 42 63	
			129 H Mercer 88 92	
			140 H UNC Asheville 45 67	
			153 A ETSU 62 74	
			169 A Davidson 51 64	
			211 A Eastern Ky. 62 91	
			218 H Furman 76 83	
			232 A USC Upstate 59 68	
			258 H Bethune-Cookman 59 66	
			282 A Campbell 66 73	
			286 A Kennesaw St. 53 65	
			288 H UNCG 84 72	
			295 A Charleston So. 59 80	
			302 N Florida A&M 69 53	
			312 H Wofford 74 72	
LAST 12 Division I GAMES:				
129 A Mercer 42 63	129 H Mercer 88 92			
288 H UNCG 84 72	122 H Samford 42 59			
312 H Wofford 74 72	232 A USC Upstate 59 68			
218 H Furman 76 83	39 A Duke 47 84			
153 A ETSU 62 74	295 A Charleston So. 59 80			
57 A Chattanooga 59 77	35 A North Carolina St. 55 86			

Non-Div I Games: Anderson (SC) 72 55 Brevard 68 60 Warren Wilson 106 52

Western Caro.

Loss, Non-Conf, S Site, H Home A Away N Neutral

Average RPI Win:	282	WON-LOST	WINNING	LAST 10	STRENGTH OF	OPP. STRENGTH	TEAM	ADJ.	CONF.	ADJ CONF.
Average RPI Loss:	145	RECORD	PCT. RANK	GAMES	SCHEDULE	OF SCHEDULE	RPI	RPI	RPI	RPI
DIV. I ONLY	11- 10	161	6- 4	296	255	228	228	19	19	
DIV. I NON-CONF.	5- 6	180	1- 1	281	268	236	236	20	20	
TOTALS	RPI 1-25	RPI 26-50	W-L RECORDS	RPI 51-100	RPI 101-150	RPI 150+				
11- 10	0- 0	0- 2	OVERALL	0- 2	1- 1	10- 5				
6- 4	0- 0	0- 0	HOME	0- 1	1- 1	5- 2				
4- 5	0- 0	0- 2	AWAY	0- 1	0- 0	4- 2				
1- 1	0- 0	0- 0	NEUTRAL	0- 0	0- 0	1- 1				
5- 6	0- 0	0- 2	NON-CONFERENCE	0- 0	1- 0	4- 4				
2- 2	0- 0	0- 0	HOME	0- 0	1- 0	1- 2				
2- 3	0- 0	0- 2	AWAY	0- 0	0- 0	2- 1				
1- 1	0- 0	0- 0	NEUTRAL	0- 0	0- 0	1- 1				
6- 4	0- 0	0- 0	CONFERENCE	0- 2	0- 1	6- 1				
4- 2	0- 0	0- 0	HOME	0- 1	0- 1	4- 0				
2- 2	0- 0	0- 0	AWAY	0- 1	0- 0	2- 1				
0- 0	0- 0	0- 0	NEUTRAL	0- 0	0- 0	0- 0				

RPI 1-25			RPI 26-50			RPI 51-100			RPI 101+			Team's RPI: 228
RPI	S	Opponent	Score	RPI	S	Opponent	Score	RPI	S	Opponent	Score	
45	A	Iowa	81 96	47	A	Kansas St.	45 84	56	A	South Dakota St.	63 85	120 H IUPUI 60 68
								86 H South Dakota	77 102	143 H SIUE 78 74		
										151 A North Dakota 67 78		
										160 H Oral Roberts 72 61		
										180 H Southeast Mo. St. 84 89		
										214 H Ill.-Chicago 70 78		
										258 N Bethune-Cookman 75 59		
										261 A Omaha 66 79		
										261 H Omaha 74 55		
										290 N Towson 77 83		
										298 H Denver 63 60		
										309 A Illinois St. 79 64		
										326 A North Dakota St. 94 82		
										332 A IPFW 78 74		
										332 H IPFW 88 87		
										336 H Chicago St. 88 50		
										342 A Eastern Ill. 92 69		
LAST 12 Division I GAMES:												
332	H	IPFW	88 87	120	H	IUPUI	60 68					
261	H	Omaha	74 55	332	A	IPFW	78 74					
86	H	South Dakota	77 102	261	A	Omaha	66 79					
56	A	South Dakota St.	63 85	160	H	Oral Roberts	72 61					
326	A	North Dakota St.	94 82	309	A	Illinois St.	79 64					
298	H	Denver	63 60	47	A	Kansas St.	45 84					

Non-Div I Games: Ashford 86 58 Central Methodist 108 46

Western Ill.

Average RPI Win: 186	WON-LOST	WINNING	LAST 10	STRENGTH OF	OPP. STRENGTH	TEAM	ADJ.	CONF.	ADJ CONF.
Average RPI Loss: 88	RECORD	PCT. RANK	GAMES	SCHEDULE	OF SCHEDULE	RPI	RPI	RPI	RPI
DIV. I ONLY	17- 3	16	9- 1	206	88	54	54	11	11
DIV. I NON-CONF.	8- 2	51	2- 0	206	85	58	58	10	10
TOTALS	RPI 1-25	RPI 26-50	W-L RECORDS	RPI 51-100	RPI 101-150	RPI 150+			
17- 3	1- 0	0- 0	OVERALL	1- 2	3- 1	12- 0			
10- 0	1- 0	0- 0	HOME	1- 0	2- 0	6- 0			
6- 3	0- 0	0- 0	AWAY	0- 2	1- 1	5- 0			
1- 0	0- 0	0- 0	NEUTRAL	0- 0	0- 0	1- 0			
8- 2	1- 0	0- 0	NON-CONFERENCE	0- 1	1- 1	6- 0			
4- 0	1- 0	0- 0	HOME	0- 0	1- 0	2- 0			
3- 2	0- 0	0- 0	AWAY	0- 1	0- 1	3- 0			
1- 0	0- 0	0- 0	NEUTRAL	0- 0	0- 0	1- 0			
9- 1	0- 0	0- 0	CONFERENCE	1- 1	2- 0	6- 0			
6- 0	0- 0	0- 0	HOME	1- 0	1- 0	4- 0			
3- 1	0- 0	0- 0	AWAY	0- 1	1- 0	2- 0			
0- 0	0- 0	0- 0	NEUTRAL	0- 0	0- 0	0- 0			

RPI 1-25				RPI 26-50				RPI 51-100 Team's RPI: 54				RPI 101+			
RPI	S	Opponent	Score	RPI	S	Opponent	Score	RPI	S	Opponent	Score	RPI	S	Opponent	Score
14	H	Louisville	71 69					58	A	Ball St.	60 74	123	H	Belmont	80 65
								72	A	Middle Tenn.	75 83	133	A	Ole Miss	53 59
								84	H	Charlotte	77 66	135	H	Marshall	81 52
												144	A	Fla. Atlantic	81 62
												159	A	Texas-Arlington	73 64
												164	H	Old Dominion	68 51
												184	A	UAB	63 49
												185	N	George Mason	84 58
												187	A	Col. of Charleston	78 44
												197	H	North Texas	65 53
												211	H	Eastern Ky.	76 60
												231	H	UTSA	72 65
												239	H	Rice	52 49
												253	H	Austin Peay	88 69
												310	A	FIU	71 69
												335	A	Lipscomb	64 56
LAST 12 Division I GAMES:															
231	H	UTSA	72 65	239	H	Rice	52 49								
72	A	Middle Tenn.	75 83	144	A	Fla. Atlantic	81 62								
184	A	UAB	63 49	310	A	FIU	71 69								
84	H	Charlotte	77 66	135	H	Marshall	81 52								
164	H	Old Dominion	68 51	123	H	Belmont	80 65								
197	H	North Texas	65 53	335	A	Lipscomb	64 56								

Non-Div I Games: Alas. Anchorage 62 58

Western Ky.

■ Loss,
 ■ Non-Conf,
 ■ S Site,
 ■ H Home
 ■ A Away
 N Neutral

Average RPI Win:	253	WON-LOST	WINNING	LAST 10	STRENGTH OF	OPP. STRENGTH	TEAM	ADJ.	CONF.	ADJ CONF.
Average RPI Loss:	64	RECORD	PCT. RANK	GAMES	SCHEDULE	OF SCHEDULE	RPI	RPI	RPI	RPI
DIV. I ONLY	11- 9	143	5- 5	135	151	116	116	12	12	
DIV. I NON-CONF.	6- 4	125	0- 1	132	179	101	101	13	13	
TOTALS	RPI 1-25	RPI 26-50	W-L RECORDS	RPI 51-100	RPI 101-150	RPI 150+				
11- 9	0- 1	0- 2	OVERALL	0- 4	2- 2	9- 0				
5- 2	0- 0	0- 0	HOME	0- 1	0- 1	5- 0				
5- 5	0- 1	0- 1	AWAY	0- 2	2- 1	3- 0				
1- 2	0- 0	0- 1	NEUTRAL	0- 1	0- 0	1- 0				
6- 4	0- 1	0- 1	NON-CONFERENCE	0- 2	1- 0	5- 0				
2- 0	0- 0	0- 0	HOME	0- 0	0- 0	2- 0				
3- 2	0- 1	0- 0	AWAY	0- 1	1- 0	2- 0				
1- 2	0- 0	0- 1	NEUTRAL	0- 1	0- 0	1- 0				
5- 5	0- 0	0- 1	CONFERENCE	0- 2	1- 2	4- 0				
3- 2	0- 0	0- 0	HOME	0- 1	0- 1	3- 0				
2- 3	0- 0	0- 1	AWAY	0- 1	1- 1	1- 0				
0- 0	0- 0	0- 0	NEUTRAL	0- 0	0- 0	0- 0				

RPI 1-25				RPI 26-50				RPI 51-100				RPI 101+ Team's RPI: 116			
RPI	S	Opponent	Score	RPI	S	Opponent	Score	RPI	S	Opponent	Score	RPI	S	Opponent	Score
16	A	Michigan St.	40 78	29	N	Mississippi St.	68 90	58	H	Ball St.	53 77	108	A	Toledo	73 80
				32	A	Ohio	63 73	67	N	FGCU	42 60	108	H	Toledo	68 80
								78	A	Northwestern	62 86	126	A	Buffalo	92 78
								83	A	Central Mich.	51 53	146	A	Loyola Chicago	68 45
												182	H	Detroit	70 66
												216	N	Gardner-Webb	71 44
												234	H	Bowling Green	74 45
												245	H	Miami (OH)	80 66
												304	A	Bradley	72 59
												329	A	Kent St.	65 53
												329	H	Kent St.	73 52
												332	A	IPFW	70 48
												336	H	Chicago St.	65 56
LAST 12 Division I GAMES:															
108	H	Toledo	68 80	329	H	Kent St.	73 52								
329	A	Kent St.	65 53	108	A	Toledo	73 80								
83	A	Central Mich.	51 53	234	H	Bowling Green	74 45								
58	H	Ball St.	53 77	32	A	Ohio	63 73								
126	A	Buffalo	92 78	67	N	FGCU	42 60								
245	H	Miami (OH)	80 66	29	N	Mississippi St.	68 90								

Non-Div I Games: Ferris St. 73 41 Wis.-Parkside 56 49

Western Mich.

Loss, Non-Conf, S Site, H Home A Away N Neutral

Average RPI Win:	264	WON-LOST	WINNING	LAST 10	STRENGTH OF	OPP. STRENGTH	TEAM	ADJ.	CONF.	ADJ CONF.
Average RPI Loss:	156	RECORD	PCT. RANK	GAMES	SCHEDULE	OF SCHEDULE	RPI	RPI	RPI	RPI
DIV. I ONLY	5- 16	293	1- 1	177	218	284	284	21	21	
DIV. I NON-CONF.	3- 8	258	1- 0	145	229	256	256	17	17	
TOTALS	RPI 1-25	RPI 26-50	W-L RECORDS	RPI 51-100	RPI 101-150	RPI 150+				
5- 16	0- 1	0- 1	OVERALL	0- 2	1- 5	4- 7				
4- 7	0- 1	0- 1	HOME	0- 1	1- 2	3- 2				
1- 8	0- 0	0- 0	AWAY	0- 1	0- 3	1- 4				
0- 1	0- 0	0- 0	NEUTRAL	0- 0	0- 0	0- 1				
3- 8	0- 1	0- 1	NON-CONFERENCE	0- 1	0- 1	3- 4				
2- 4	0- 1	0- 1	HOME	0- 0	0- 0	2- 2				
1- 3	0- 0	0- 0	AWAY	0- 1	0- 1	1- 1				
0- 1	0- 0	0- 0	NEUTRAL	0- 0	0- 0	0- 1				
2- 8	0- 0	0- 0	CONFERENCE	0- 1	1- 4	1- 3				
2- 3	0- 0	0- 0	HOME	0- 1	1- 2	1- 0				
0- 5	0- 0	0- 0	AWAY	0- 0	0- 2	0- 3				
0- 0	0- 0	0- 0	NEUTRAL	0- 0	0- 0	0- 0				

RPI 1-25				RPI 26-50				RPI 51-100				RPI 101+ Team's RPI: 284			
RPI	S	Opponent	Score	RPI	S	Opponent	Score	RPI	S	Opponent	Score	RPI	S	Opponent	Score
13	H	Tennessee	51 58	30	H	Missouri	37 57	53	A	Arkansas St.	40 67	106	A	Drake	59 81
								92	H	Missouri St.	57 77	106	H	Drake	56 87
												112	A	Creighton	54 79
												121	H	UNI	44 55
												146	A	Loyola Chicago	55 60
												147	H	Southern Ill.	57 48
												178	H	Eastern Wash.	62 67
												180	H	Southeast Mo. St.	62 66
												208	N	Richmond	50 63
												254	A	Indiana St.	33 59
												269	H	Prairie View	64 36
												277	A	Tennessee Tech	48 54
												278	H	N.C. A&T	55 53
												304	A	Bradley	44 50
												309	A	Illinois St.	49 70
												310	A	FIU	76 62
												317	H	Evansville	58 50
LAST 12 Division I GAMES:															
310	A	FIU	76 62	146	A	Loyola Chicago	55 60								
106	A	Drake	59 81	106	H	Drake	56 87								
92	H	Missouri St.	57 77	121	H	UNI	44 55								
317	H	Evansville	58 50	309	A	Illinois St.	49 70								
147	H	Southern Ill.	57 48	254	A	Indiana St.	33 59								
304	A	Bradley	44 50	277	A	Tennessee Tech	48 54								

Non-Div I Games:

Wichita St.

■ Loss,
 ■ Non-Conf, S Site,
 ■ Home
 ■ Away
 N Neutral

Average RPI Win:	249	WON-LOST	WINNING	LAST 10	STRENGTH OF	OPP. STRENGTH	TEAM	ADJ.	CONF.	ADJ CONF.
Average RPI Loss:	138	RECORD	PCT. RANK	GAMES	SCHEDULE	OF SCHEDULE	RPI	RPI	RPI	RPI
DIV. I ONLY	13- 8	106	4- 6	324	177	191	191	13	13	
DIV. I NON-CONF.	9- 2	37	1- 1	346	299	161	161	12	12	
TOTALS	RPI 1-25	RPI 26-50	W-L RECORDS	RPI 51-100	RPI 101-150	RPI 150+				
13- 8	0- 0	0- 0	OVERALL	1- 4	0- 0	12- 4				
8- 2	0- 0	0- 0	HOME	1- 1	0- 0	7- 1				
5- 6	0- 0	0- 0	AWAY	0- 0	0- 0	5- 2				
0- 0	0- 0	0- 0	NEUTRAL	0- 0	0- 0	0- 0				
9- 2	0- 0	0- 0	NON-CONFERENCE	0- 1	0- 0	9- 1				
5- 0	0- 0	0- 0	HOME	0- 0	0- 0	5- 0				
4- 2	0- 0	0- 0	AWAY	0- 1	0- 0	4- 1				
0- 0	0- 0	0- 0	NEUTRAL	0- 0	0- 0	0- 0				
4- 6	0- 0	0- 0	CONFERENCE	1- 3	0- 0	3- 3				
3- 2	0- 0	0- 0	HOME	1- 1	0- 0	2- 1				
1- 4	0- 0	0- 0	AWAY	0- 2	0- 0	1- 2				
0- 0	0- 0	0- 0	NEUTRAL	0- 0	0- 0	0- 0				

RPI S	Opponent	Score	RPI S	Opponent	Score	RPI S	Opponent	Score	RPI S	Opponent	Score	Team's RPI: 191
						55	H James Madison	65 59	164	H Old Dominion	75 64	
						75	H Drexel	50 67	187	H Col. of Charleston	51 55	
						77	A Hofstra	45 75	189	A Delaware	63 67	
						80	A Elon	51 73	192	A Northeastern	68 69	
						95	A VCU	47 73	192	H Northeastern	69 62	
									208	A Richmond	50 56	
									220	H Grambling	74 55	
									243	A Clemson	58 41	
									249	H American	62 51	
									255	H UNCW	77 65	
									263	A Loyola Maryland	62 61	
									290	A Towson	73 54	
									305	A Delaware St.	65 59	
									312	H Wofford	75 55	
									339	A Mt. St. Mary's	76 74	
									349	H Norfolk St.	67 47	
LAST 12 Division I GAMES:												
			80	A Elon	51 73		192	A Northeastern	68 69			
			192	H Northeastern	69 62		75	H Drexel	50 67			
			187	H Col. of Charleston	51 55		290	A Towson	73 54			
			189	A Delaware	63 67		55	H James Madison	65 59			
			255	H UNCW	77 65		164	H Old Dominion	75 64			
			77	A Hofstra	45 75		95	A VCU	47 73			

Non-Div I Games:

William & Mary

■ Loss,
■ Non-Conf,
■ S Site,
■ H Home
■ A Away
N Neutral

Average RPI Win: 282	WON-LOST	WINNING	LAST 10	STRENGTH OF	OPP. STRENGTH	TEAM	ADJ.	CONF.	ADJ CONF.
Average RPI Loss: 162	RECORD	PCT. RANK	GAMES	SCHEDULE	OF SCHEDULE	RPI	RPI	RPI	RPI
DIV. I ONLY	3- 18	330	1- 9	157	260	313	313	26	26
DIV. I NON-CONF.	1- 8	320	0- 2	47	60	243	243	28	28
TOTALS	RPI 1-25	RPI 26-50	W-L RECORDS	RPI 51-100	RPI 101-150	RPI 150+			
3- 18	0- 1	0- 3	OVERALL	0- 1	0- 4	3- 9			
3- 5	0- 0	0- 0	HOME	0- 0	0- 1	3- 4			
0- 12	0- 1	0- 2	AWAY	0- 1	0- 3	0- 5			
0- 1	0- 0	0- 1	NEUTRAL	0- 0	0- 0	0- 0			
1- 8	0- 1	0- 3	NON-CONFERENCE	0- 1	0- 1	1- 2			
1- 0	0- 0	0- 0	HOME	0- 0	0- 0	1- 0			
0- 7	0- 1	0- 2	AWAY	0- 1	0- 1	0- 2			
0- 1	0- 0	0- 1	NEUTRAL	0- 0	0- 0	0- 0			
2- 10	0- 0	0- 0	CONFERENCE	0- 0	0- 3	2- 7			
2- 5	0- 0	0- 0	HOME	0- 0	0- 1	2- 4			
0- 5	0- 0	0- 0	AWAY	0- 0	0- 2	0- 3			
0- 0	0- 0	0- 0	NEUTRAL	0- 0	0- 0	0- 0			

RPI 1-25				RPI 26-50				RPI 51-100				RPI 101+ Team's RPI: 313			
RPI	S	Opponent	Score	RPI	S	Opponent	Score	RPI	S	Opponent	Score	RPI	S	Opponent	Score
2	A	South Carolina	37 86	31	A	Oklahoma	48 78	61	A	Auburn	33 76	103	A	Liberty	61 77
				32	N	Ohio	54 75					109	A	Akron	59 76
				39	A	Duke	50 78					140	A	UNC Asheville	55 63
												140	H	UNC Asheville	59 67
												187	A	Col. of Charleston	63 77
												203	H	Presbyterian	48 59
												216	H	Gardner-Webb	81 62
												218	A	Furman	52 71
												229	A	Radford	44 66
												238	H	High Point	67 74
												282	H	Campbell	50 49
												295	A	Charleston So.	51 54
												295	H	Charleston So.	50 58
												301	A	Longwood	60 67
												301	H	Longwood	60 63
												348	H	N.C. Central	62 39
LAST 12 Division I GAMES:															
140	H	UNC Asheville	59 67	203	H	Presbyterian	48 59								
295	H	Charleston So.	50 58	229	A	Radford	44 66								
301	A	Longwood	60 67	301	H	Longwood	60 63								
282	H	Campbell	50 49	140	A	UNC Asheville	55 63								
238	H	High Point	67 74	187	A	Col. of Charleston	63 77								
103	A	Liberty	61 77	61	A	Auburn	33 76								

Non-Div I Games:

Winthrop

■ Loss,
 ■ Non-Conf, S Site,
 ■ Home
 ■ Away
 N Neutral

Average RPI Win:	157	WON-LOST	WINNING	LAST 10	STRENGTH OF	OPP. STRENGTH	TEAM	ADJ.	CONF.	ADJ CONF.
Average RPI Loss:	68	RECORD	PCT. RANK	GAMES	SCHEDULE	OF SCHEDULE	RPI	RPI	RPI	RPI
DIV. I ONLY	6- 15	276	1- 9	24	28	158	158	4	4	
DIV. I NON-CONF.	4- 6	201	1- 0	73	78	156	156	4	4	
TOTALS	RPI 1-25	RPI 26-50	W-L RECORDS	RPI 51-100	RPI 101-150	RPI 150+				
6- 15	0- 6	1- 3	OVERALL	0- 3	2- 1	3- 2				
4- 7	0- 4	1- 1	HOME	0- 1	1- 1	2- 0				
1- 8	0- 2	0- 2	AWAY	0- 2	1- 0	0- 2				
1- 0	0- 0	0- 0	NEUTRAL	0- 0	0- 0	1- 0				
4- 6	0- 2	0- 1	NON-CONFERENCE	0- 1	1- 1	3- 1				
2- 3	0- 2	0- 0	HOME	0- 0	0- 1	2- 0				
1- 3	0- 0	0- 1	AWAY	0- 1	1- 0	0- 1				
1- 0	0- 0	0- 0	NEUTRAL	0- 0	0- 0	1- 0				
2- 9	0- 4	1- 2	CONFERENCE	0- 2	1- 0	0- 1				
2- 4	0- 2	1- 1	HOME	0- 1	1- 0	0- 0				
0- 5	0- 2	0- 1	AWAY	0- 1	0- 0	0- 1				
0- 0	0- 0	0- 0	NEUTRAL	0- 0	0- 0	0- 0				

RPI 1-25				RPI 26-50				RPI 51-100				RPI 101+ Team's RPI: 158			
RPI	S	Opponent	Score	RPI	S	Opponent	Score	RPI	S	Opponent	Score	RPI	S	Opponent	Score
6	A	Ohio St.	61 87	45	H	Iowa	54 57	64	A	Nebraska	62 75	106	H	Drake	70 89
11	H	Maryland	65 90	48	A	Rutgers	41 61	82	A	Marquette	61 77	132	A	Wake Forest	64 51
16	A	Michigan St.	67 77	49	H	Indiana	73 69	100	H	Minnesota	77 84	137	H	Penn St.	82 62
16	H	Michigan St.	54 77	50	A	Dayton	64 87					152	A	Illinois	65 71
21	H	Florida	75 91									170	H	Louisiana Tech	79 65
23	H	Green Bay	58 72									189	N	Delaware	54 52
												264	H	Northern Ill.	89 62
												276	A	San Diego St.	57 63
LAST 12 Division I GAMES:															
6	A	Ohio St.	61 87	45	H	Iowa	54 57	137	H	Penn St.	82 62				
16	H	Michigan St.	54 77	48	A	Rutgers	41 61	16	A	Michigan St.	67 77				
64	A	Nebraska	62 75	49	H	Indiana	73 69	100	H	Minnesota	77 84				
11	H	Maryland	65 90	50	A	Dayton	64 87								
152	A	Illinois	65 71					264	H	Northern Ill.	89 62				

Non-Div I Games:

Wisconsin

Average RPI Win:	286	WON-LOST	WINNING	LAST 10	STRENGTH OF	OPP. STRENGTH	TEAM	ADJ.	CONF.	ADJ CONF.
Average RPI Loss:	186	RECORD	PCT. RANK	GAMES	SCHEDULE	OF SCHEDULE	RPI	RPI	RPI	RPI
DIV. I ONLY	5- 15	289	2- 7	234	339	312	312	17	17	
DIV. I NON-CONF.	4- 8	234	2- 1	251	349	294	294	16	16	
TOTALS	RPI 1-25	RPI 26-50	W-L RECORDS	RPI 51-100	RPI 101-150	RPI 150+				
5- 15	0- 0	0- 0	OVERALL	0- 3	0- 3	5- 9				
4- 6	0- 0	0- 0	HOME	0- 1	0- 3	4- 2				
1- 9	0- 0	0- 0	AWAY	0- 2	0- 0	1- 7				
0- 0	0- 0	0- 0	NEUTRAL	0- 0	0- 0	0- 0				
4- 8	0- 0	0- 0	NON-CONFERENCE	0- 2	0- 1	4- 5				
4- 1	0- 0	0- 0	HOME	0- 0	0- 1	4- 0				
0- 7	0- 0	0- 0	AWAY	0- 2	0- 0	0- 5				
0- 0	0- 0	0- 0	NEUTRAL	0- 0	0- 0	0- 0				
1- 7	0- 0	0- 0	CONFERENCE	0- 1	0- 2	1- 4				
0- 5	0- 0	0- 0	HOME	0- 1	0- 2	0- 2				
1- 2	0- 0	0- 0	AWAY	0- 0	0- 0	1- 2				
0- 0	0- 0	0- 0	NEUTRAL	0- 0	0- 0	0- 0				

RPI S	Opponent	Score	RPI S	Opponent	Score	RPI S	Opponent	Score	RPI S	Opponent	Score	Team's RPI: 312
						57	H Chattanooga	40 53	122	H Samford	39 58	
						98	A Virginia Tech	42 73	129	H Mercer	61 70	
						100	A Minnesota	54 98	140	H UNC Asheville	63 70	
									153	A ETSU	69 70	
									153	H ETSU	54 70	
									191	A William & Mary	55 75	
									216	A Gardner-Webb	61 64	
									218	H Furman	61 70	
									229	H Radford	79 70	
									280	H Jacksonville St.	66 54	
									286	H Kennesaw St.	70 59	
									288	A UNCG	58 56	
									295	A Charleston So.	64 74	
									299	A Western Caro.	72 74	
									308	A Coastal Caro.	69 83	
									311	A South Carolina St.	47 60	
									348	H N.C. Central	60 37	
LAST 12 Division I GAMES:												
			153	A ETSU	69 70	153	H ETSU	54 70				
			122	H Samford	39 58	57	H Chattanooga	40 53				
			129	H Mercer	61 70	286	H Kennesaw St.	70 59				
			299	A Western Caro.	72 74	308	A Coastal Caro.	69 83				
			288	A UNCG	58 56	229	H Radford	79 70				
			218	H Furman	61 70	348	H N.C. Central	60 37				

Non-Div I Games: Montreat 83 48 Bluefield Col. 69 58

Wofford

Loss, Non-Conf, S Site, H Home A Away N Neutral

Average RPI Win:	224	WON-LOST	WINNING	LAST 10	STRENGTH OF	OPP. STRENGTH	TEAM	ADJ.	CONF.	ADJ CONF.
Average RPI Loss:	72	RECORD	PCT. RANK	GAMES	SCHEDULE	OF SCHEDULE	RPI	RPI	RPI	RPI
DIV. I ONLY	15- 6	65	7- 3	199	113	104	104	14	14	
DIV. I NON-CONF.	8- 3	77	0- 1	273	80	132	132	15	15	
TOTALS	RPI 1-25	RPI 26-50	W-L RECORDS	RPI 51-100	RPI 101-150	RPI 150+				
15- 6	0- 1	1- 3	OVERALL	0- 0	1- 1	13- 1				
7- 3	0- 1	0- 1	HOME	0- 0	1- 0	6- 1				
6- 2	0- 0	0- 1	AWAY	0- 0	0- 1	6- 0				
2- 1	0- 0	1- 1	NEUTRAL	0- 0	0- 0	1- 0				
8- 3	0- 0	1- 3	NON-CONFERENCE	0- 0	0- 0	7- 0				
4- 1	0- 0	0- 1	HOME	0- 0	0- 0	4- 0				
2- 1	0- 0	0- 1	AWAY	0- 0	0- 0	2- 0				
2- 1	0- 0	1- 1	NEUTRAL	0- 0	0- 0	1- 0				
7- 3	0- 1	0- 0	CONFERENCE	0- 0	1- 1	6- 1				
3- 2	0- 1	0- 0	HOME	0- 0	1- 0	2- 1				
4- 1	0- 0	0- 0	AWAY	0- 0	0- 1	4- 0				
0- 0	0- 0	0- 0	NEUTRAL	0- 0	0- 0	0- 0				

RPI S	Opponent	Score	RPI S	Opponent	Score	RPI S	Opponent	Score	RPI S	Opponent	Score	Team's RPI: 104
23	H Green Bay	58 63	26	H Georgia	57 63				105	A Youngstown St.	69 72	
			37	N George Washington	77 71				149	H Northern Ky.	66 61	
			43	A Miami (FL)	67 80				182	A Detroit	89 71	
			45	N Iowa	77 83				186	H Butler	66 53	
									190	H Milwaukee	60 82	
									194	A Oakland	77 72	
									201	A Valparaiso	65 54	
									201	H Valparaiso	80 63	
									211	A Eastern Ky.	71 69	
									214	H Ill.-Chicago	73 62	
									241	N Houston	75 61	
									253	H Austin Peay	77 56	
									306	A Cleveland St.	93 65	
									314	H Southeastern La.	106 72	
									329	A Kent St.	73 68	
									335	H Lipscomb	92 65	
LAST 12 Division I GAMES:												
201	A Valparaiso	65 54	182	A Detroit	89 71							
306	A Cleveland St.	93 65	149	H Northern Ky.	66 61							
105	A Youngstown St.	69 72	201	H Valparaiso	80 63							
23	H Green Bay	58 63	214	H Ill.-Chicago	73 62							
190	H Milwaukee	60 82	26	H Georgia	57 63							
194	A Oakland	77 72	211	A Eastern Ky.	71 69							

Non-Div I Games: Mt. St. Joseph 117 26 Cincinnati Christian 107 44

Wright St.

Wyoming

Through Games Of Feb. 5, 2016

Average RPI Win:	262	WON-LOST	WINNING	LAST 10	STRENGTH OF	OPP. STRENGTH	TEAM	ADJ.	CONF.	ADJ CONF.
Average RPI Loss:	156	RECORD	PCT. RANK	GAMES	SCHEDULE	OF SCHEDULE	RPI	RPI	RPI	RPI
DIV. I ONLY	10- 10	169	4- 6	306	226	246	246	20	20	
DIV. I NON-CONF.	6- 3	100	1- 0	202	231	125	125	21	21	
TOTALS	RPI 1-25	RPI 26-50	W-L RECORDS	RPI 51-100	RPI 101-150	RPI 150+				
10- 10	0- 0	0- 1	OVERALL	0- 2	0- 3	10- 4				
7- 4	0- 0	0- 1	HOME	0- 0	0- 1	7- 2				
3- 6	0- 0	0- 0	AWAY	0- 2	0- 2	3- 2				
0- 0	0- 0	0- 0	NEUTRAL	0- 0	0- 0	0- 0				
6- 3	0- 0	0- 1	NON-CONFERENCE	0- 1	0- 1	6- 0				
4- 1	0- 0	0- 1	HOME	0- 0	0- 0	4- 0				
2- 2	0- 0	0- 0	AWAY	0- 1	0- 1	2- 0				
0- 0	0- 0	0- 0	NEUTRAL	0- 0	0- 0	0- 0				
4- 7	0- 0	0- 0	CONFERENCE	0- 1	0- 2	4- 4				
3- 3	0- 0	0- 0	HOME	0- 0	0- 1	3- 2				
1- 4	0- 0	0- 0	AWAY	0- 1	0- 1	1- 2				
0- 0	0- 0	0- 0	NEUTRAL	0- 0	0- 0	0- 0				

RPI S	Opponent	Score	RPI S	Opponent	Score	RPI S	Opponent	Score	RPI S	Opponent	Score	Team's RPI: 246
44	H St. Mary's (CA)	64 70	60	A Colorado St.	42 63	113	A Boise St.	49 58	130	A Idaho	57 61	
			89	A Gonzaga	57 61	138	H Fresno St.	42 49	162	H Montana St.	75 69	
						167	A UNLV	37 66	167	H New Mexico	66 48	
						171	H Colorado	77 68	217	H Montana	68 61	
						219	H San Jose St.	66 67	262	H UC Santa Barbara	76 67	
						276	H San Diego St.	77 84	298	A Denver	75 64	
						319	A Nevada	65 68	319	H Nevada	68 53	
						341	A Cal St. Fullerton	61 56	343	A Air Force	67 45	
						343	H Air Force	84 56				
LAST 12 Division I GAMES:												
343	H Air Force	84 56	219	H San Jose St.	66 67							
60	A Colorado St.	42 63	167	A UNLV	37 66							
138	H Fresno St.	42 49	343	A Air Force	67 45							
113	A Boise St.	49 58	319	H Nevada	68 53							
319	A Nevada	65 68	276	H San Diego St.	77 84							
167	H New Mexico	66 48	171	H Colorado	77 68							

Non-Div I Games: Chadron St. 81 53

Wyoming

■ Loss,
 ■ Non-Conf, S Site,
 ■ Home
 ■ Away
 N Neutral

Average RPI Win: 221	WON-LOST	WINNING	LAST 10	STRENGTH OF	OPP. STRENGTH	TEAM	ADJ.	CONF.	ADJ CONF.
Average RPI Loss: 57	RECORD	PCT. RANK	GAMES	SCHEDULE	OF SCHEDULE	RPI	RPI	RPI	RPI
DIV. I ONLY	16- 6	55	6- 4	305	73	141	141	6	6
DIV. I NON-CONF.	9- 2	37	1- 0	343	193	202	202	6	6
TOTALS	RPI 1-25	RPI 26-50	W-L RECORDS	RPI 51-100	RPI 101-150	RPI 150+			
16- 6	0- 2	0- 1	OVERALL	3- 2	0- 1	13- 0			
14- 2	0- 1	0- 0	HOME	3- 1	0- 0	11- 0			
2- 4	0- 0	0- 0	AWAY	0- 0	0- 0	2- 0			
0- 0	0- 0	0- 0	NEUTRAL	0- 0	0- 0	0- 0			
9- 2	0- 0	0- 0	NON-CONFERENCE	0- 2	0- 0	9- 0			
9- 1	0- 0	0- 0	HOME	0- 1	0- 0	9- 0			
0- 1	0- 0	0- 0	AWAY	0- 1	0- 0	0- 0			
0- 0	0- 0	0- 0	NEUTRAL	0- 0	0- 0	0- 0			
7- 4	0- 2	0- 1	CONFERENCE	3- 0	0- 1	4- 0			
5- 1	0- 1	0- 0	HOME	3- 0	0- 0	2- 0			
2- 3	0- 1	0- 1	AWAY	0- 0	0- 1	2- 0			
0- 0	0- 0	0- 0	NEUTRAL	0- 0	0- 0	0- 0			

RPI	S	Opponent	Score	RPI	S	Opponent	Score	RPI	S	Opponent	Score	RPI	S	Opponent	Score	Team's RPI: 141
19	A	Seton Hall	66 82	41	A	St. John's (NY)	41 57	62	H	Villanova	74 67	112	A	Creighton	47 74	
22	H	DePaul	53 70					72	H	Middle Tenn.	53 62	186	A	Butler	73 63	
								73	A	Michigan	54 92	186	H	Butler	55 47	
								82	H	Marquette	71 66	207	H	Cincinnati	65 56	
								96	H	Georgetown	59 54	212	H	Binghamton	64 55	
												229	H	Radford	63 56	
												235	A	Providence	62 54	
												235	H	Providence	72 47	
												277	H	Tennessee Tech	64 47	
												286	H	Kennesaw St.	62 59	
												293	H	UMES	61 56	
												314	H	Southeastern La.	67 27	
												317	H	Evansville	65 57	
												320	H	Howard	70 47	
LAST 12 Division I GAMES:																
235	H	Providence	72 47	235	A	Providence	62 54									
186	H	Butler	55 47	112	A	Creighton	47 74									
41	A	St. John's (NY)	41 57	186	A	Butler	73 63									
19	A	Seton Hall	66 82	62	H	Villanova	74 67									
22	H	DePaul	53 70	96	H	Georgetown	59 54									
82	H	Marquette	71 66	286	H	Kennesaw St.	62 59									

Non-Div I Games:

Xavier

Average RPI Win:	229	WON-LOST	WINNING	LAST 10	STRENGTH OF	OPP. STRENGTH	TEAM	ADJ.	CONF.	ADJ CONF.
Average RPI Loss:	75	RECORD	PCT. RANK	GAMES	SCHEDULE	OF SCHEDULE	RPI	RPI	RPI	RPI
DIV. I ONLY	10- 11	181	4- 6	48	185	107	107	10	10	
DIV. I NON-CONF.	8- 8	160	3- 4	96	175	141	141	11	11	
TOTALS	RPI 1-25	RPI 26-50	W-L RECORDS	RPI 51-100	RPI 101-150	RPI 150+				
10- 11	0- 0	0- 6	OVERALL	0- 3	2- 1	8- 1				
7- 1	0- 0	0- 0	HOME	0- 1	1- 0	6- 0				
1- 9	0- 0	0- 5	AWAY	0- 2	0- 1	1- 1				
2- 1	0- 0	0- 1	NEUTRAL	0- 0	1- 0	1- 0				
8- 8	0- 0	0- 5	NON-CONFERENCE	0- 2	2- 1	6- 0				
6- 1	0- 0	0- 0	HOME	0- 1	1- 0	5- 0				
0- 6	0- 0	0- 4	AWAY	0- 1	0- 1	0- 0				
2- 1	0- 0	0- 1	NEUTRAL	0- 0	1- 0	1- 0				
2- 3	0- 0	0- 1	CONFERENCE	0- 1	0- 0	2- 1				
1- 0	0- 0	0- 0	HOME	0- 0	0- 0	1- 0				
1- 3	0- 0	0- 1	AWAY	0- 1	0- 0	1- 1				
0- 0	0- 0	0- 0	NEUTRAL	0- 0	0- 0	0- 0				

RPI S	Opponent	Score	RPI S	Opponent	Score	RPI S	Opponent	Score	RPI S	Opponent	Score	Team's RPI: 107
38	N West Virginia	60 70	51	A Princeton	50 65	110	H Stony Brook	62 57				
41	A St. John's (NY)	56 69	76	H Army West Point	61 65	116	A North Carolina	63 70				
42	A Penn	49 68	90	A Boston College	60 73	119	N Iona	63 48				
46	A Albany (NY)	70 74				161	A Brown	48 39				
49	A Indiana	60 76				161	H Brown	81 54				
50	A Dayton	75 81				223	A Columbia	71 77				
						237	H Manhattan	62 36				
						267	H New Hampshire	63 46				
						271	H Holy Cross	69 59				
						309	H Illinois St.	60 47				
						315	N Fairleigh Dickinson	77 58				
						338	H Wagner	78 60				
LAST 12 Division I GAMES:												
223	A Columbia	71 77	267	H New Hampshire	63 46							
51	A Princeton	50 65	46	A Albany (NY)	70 74							
42	A Penn	49 68	49	A Indiana	60 76							
161	A Brown	48 39	309	H Illinois St.	60 47							
161	H Brown	81 54	110	H Stony Brook	62 57							
90	A Boston College	60 73	41	A St. John's (NY)	56 69							

Non-Div I Games: Albertus Magnus 67 34

Yale

■ Loss,
 ■ Non-Conf,
 ■ S Site,
 ■ H Home
 ■ A Away
 N Neutral

Average RPI Win:	206	WON-LOST	WINNING	LAST 10	STRENGTH OF	OPP. STRENGTH	TEAM	ADJ.	CONF.	ADJ CONF.
Average RPI Loss:	154	RECORD	PCT. RANK	GAMES	SCHEDULE	OF SCHEDULE	RPI	RPI	RPI	RPI
DIV. I ONLY	13- 6	76	6- 4	181	199	105	105	14	14	
DIV. I NON-CONF.	7- 2	57	1- 1	283	233	110	110	15	15	
TOTALS	RPI 1-25	RPI 26-50	W-L RECORDS	RPI 51-100	RPI 101-150	RPI 150+				
13- 6	0- 1	0- 0	OVERALL	0- 0	2- 3	11- 2				
8- 2	0- 1	0- 0	HOME	0- 0	1- 1	7- 0				
5- 4	0- 0	0- 0	AWAY	0- 0	1- 2	4- 2				
0- 0	0- 0	0- 0	NEUTRAL	0- 0	0- 0	0- 0				
7- 2	0- 0	0- 0	NON-CONFERENCE	0- 0	1- 2	6- 0				
5- 0	0- 0	0- 0	HOME	0- 0	0- 0	5- 0				
2- 2	0- 0	0- 0	AWAY	0- 0	1- 2	1- 0				
0- 0	0- 0	0- 0	NEUTRAL	0- 0	0- 0	0- 0				
6- 4	0- 1	0- 0	CONFERENCE	0- 0	1- 1	5- 2				
3- 2	0- 1	0- 0	HOME	0- 0	1- 1	2- 0				
3- 2	0- 0	0- 0	AWAY	0- 0	0- 0	3- 2				
0- 0	0- 0	0- 0	NEUTRAL	0- 0	0- 0	0- 0				

RPI 1-25				RPI 26-50				RPI 51-100				RPI 101+ Team's RPI: 105			
RPI	S	Opponent	Score	RPI	S	Opponent	Score	RPI	S	Opponent	Score	RPI	S	Opponent	Score
23	H	Green Bay	60 68									101	A	Bucknell	55 47
												104	H	Wright St.	72 69
												109	A	Akron	49 74
												137	A	Penn St.	51 68
												149	H	Northern Ky.	77 88
												182	A	Detroit	72 70
												190	H	Milwaukee	69 67
												194	A	Oakland	96 77
												194	H	Oakland	67 63
												201	A	Valparaiso	60 65
												202	H	Canisius	53 51
												204	H	Robert Morris	55 46
												214	A	Ill.-Chicago	69 64
												229	H	Radford	54 53
												248	H	Tennessee St.	69 58
												287	A	Niagara	71 54
												306	A	Cleveland St.	68 75
												329	H	Kent St.	91 61
LAST 12 Division I GAMES:															
194	H	Oakland	67 63	23	H	Green Bay	60 68								
149	H	Northern Ky.	77 88	190	H	Milwaukee	69 67								
104	H	Wright St.	72 69	182	A	Detroit	72 70								
201	A	Valparaiso	60 65	248	H	Tennessee St.	69 58								
214	A	Ill.-Chicago	69 64	109	A	Akron	49 74								
306	A	Cleveland St.	68 75	329	H	Kent St.	91 61								

Non-Div I Games: Lake Erie 89 61 Salem Int'l 80 40

Youngstown St.

Loss, Non-Conf, S Site, H Home A Away N Neutral