

Average RPI Win:	212	WON-LOST	WINNING	LAST 10	STRENGTH OF	OPP. STRENGTH	TEAM	ADJ.	CONF.	ADJ CONF.
Average RPI Loss:	150	RECORD	PCT. RANK	GAMES	SCHEDULE	OF SCHEDULE	RPI	RPI	RPI	RPI
DIV. I ONLY	14- 3	24	9- 1	184	239	59	59	27	27	
DIV. I NON-CONF.	5- 2	86	1- 0	80	128	30	30	26	26	
TOTALS	RPI 1-25	RPI 26-50	W-L RECORDS	RPI 51-100	RPI 101-150	RPI 150+				
14- 3	0- 0	0- 1	OVERALL	0- 0	3- 1	11- 1				
5- 0	0- 0	0- 0	HOME	0- 0	0- 0	5- 0				
7- 3	0- 0	0- 1	AWAY	0- 0	2- 1	5- 1				
2- 0	0- 0	0- 0	NEUTRAL	0- 0	1- 0	1- 0				
5- 2	0- 0	0- 1	NON-CONFERENCE	0- 0	2- 1	3- 0				
1- 0	0- 0	0- 0	HOME	0- 0	0- 0	1- 0				
2- 2	0- 0	0- 1	AWAY	0- 0	1- 1	1- 0				
2- 0	0- 0	0- 0	NEUTRAL	0- 0	1- 0	1- 0				
9- 1	0- 0	0- 0	CONFERENCE	0- 0	1- 0	8- 1				
4- 0	0- 0	0- 0	HOME	0- 0	0- 0	4- 0				
5- 1	0- 0	0- 0	AWAY	0- 0	1- 0	4- 1				
0- 0	0- 0	0- 0	NEUTRAL	0- 0	0- 0	0- 0				

RPI 1-25				RPI 26-50				RPI 51-100				Team's RPI: 59	RPI 101+			
RPI	S	Opponent	Score	RPI	S	Opponent	Score	RPI	S	Opponent	Score		RPI	S	Opponent	Score
				49	A	Kansas St.	45 76						113	A	Central Ark.	61 49
													122	N	Eastern Mich.	83 59
													127	A	Texas Tech	65 71
													130	A	Idaho	71 59
													152	H	McNeese St.	79 62
													177	H	Northwestern St.	67 46
													180	A	Eastern Wash.	72 60
													226	N	Grand Canyon	75 71
													228	H	Houston Baptist	77 60
													231	H	UTSA	79 60
													244	A	Sam Houston St.	87 76
													250	A	Stephen F. Austin	85 70
													273	A	Lamar	54 63
													273	H	Lamar	90 62
													316	A	Incarinate Word	86 71
													322	A	Nicholls St.	71 68
LAST 12 Division I GAMES:																
				273	A	Lamar	54 63					152	H	McNeese St.	79 62	
				273	H	Lamar	90 62					322	A	Nicholls St.	71 68	
				228	H	Houston Baptist	77 60					177	H	Northwestern St.	67 46	
				316	A	Incarinate Word	86 71					113	A	Central Ark.	61 49	
				244	A	Sam Houston St.	87 76					130	A	Idaho	71 59	
				250	A	Stephen F. Austin	85 70					180	A	Eastern Wash.	72 60	

Non-Div I Games: Southwest (NM) 91 39 Schreiner 79 51 Wayland Baptist 96 71 Missouri Valley 96 35

Abilene Christian

Loss, Non-Conf, S Site, H Home A Away N Neutral

Average RPI Win:	0	WON-LOST	WINNING	LAST 10	STRENGTH OF	OPP. STRENGTH	TEAM	ADJ.	CONF.	ADJ CONF.
Average RPI Loss:	192	RECORD	PCT. RANK	GAMES	SCHEDULE	OF SCHEDULE	RPI	RPI	RPI	RPI
DIV. I ONLY	0- 21	348	0- 10	241	230	343	343	20	20	
DIV. I NON-CONF.	0- 11	338	0- 2	236	222	343	343	21	21	
TOTALS	RPI 1-25	RPI 26-50	W-L RECORDS	RPI 51-100	RPI 101-150	RPI 150+				
0- 21	0- 0	0- 0	OVERALL	0- 4	0- 2	0- 15				
0- 8	0- 0	0- 0	HOME	0- 0	0- 1	0- 7				
0- 13	0- 0	0- 0	AWAY	0- 4	0- 1	0- 8				
0- 0	0- 0	0- 0	NEUTRAL	0- 0	0- 0	0- 0				
0- 11	0- 0	0- 0	NON-CONFERENCE	0- 3	0- 1	0- 7				
0- 3	0- 0	0- 0	HOME	0- 0	0- 1	0- 2				
0- 8	0- 0	0- 0	AWAY	0- 3	0- 0	0- 5				
0- 0	0- 0	0- 0	NEUTRAL	0- 0	0- 0	0- 0				
0- 10	0- 0	0- 0	CONFERENCE	0- 1	0- 1	0- 8				
0- 5	0- 0	0- 0	HOME	0- 0	0- 0	0- 5				
0- 5	0- 0	0- 0	AWAY	0- 1	0- 1	0- 3				
0- 0	0- 0	0- 0	NEUTRAL	0- 0	0- 0	0- 0				

RPI S	Opponent	Score	RPI S	Opponent	Score	RPI S	Opponent	Score	RPI S	Opponent	Score	Team's RPI: 343
						52	A Vanderbilt	29 86	122	H Eastern Mich.	59 72	
						61	A Colorado St.	47 71	140	A Fresno St.	46 70	
						66	A Santa Clara	34 68	169	H New Mexico	33 63	
						89	A Gonzaga	35 88	171	H UNLV	56 60	
									180	A Eastern Wash.	44 65	
									187	A George Mason	52 69	
									195	A UC Davis	40 66	
									220	A San Jose St.	60 81	
									220	H San Jose St.	49 72	
									225	H Utah St.	53 66	
									226	H Grand Canyon	39 73	
									246	A Wyoming	56 84	
									246	H Wyoming	45 67	
									267	A Navy	46 64	
									300	H Denver	48 57	
									319	A Nevada	57 68	
									328	A Southern Utah	56 75	
LAST 12 Division I GAMES:												
246	A Wyoming	56 84	225	H Utah St.	53 66							
220	H San Jose St.	49 72	319	A Nevada	57 68							
169	H New Mexico	33 63	246	H Wyoming	45 67							
140	A Fresno St.	46 70	220	A San Jose St.	60 81							
61	A Colorado St.	47 71	267	A Navy	46 64							
171	H UNLV	56 60	187	A George Mason	52 69							

Non-Div I Games:

Air Force

■ Loss,
 ■ Non-Conf,
 ■ S Site,
 ■ H Home
 ■ A Away
 N Neutral

Average RPI Win: 173	WON-LOST	WINNING	LAST 10	STRENGTH OF	OPP. STRENGTH	TEAM	ADJ.	CONF.	ADJ CONF.
Average RPI Loss: 110	RECORD	PCT. RANK	GAMES	SCHEDULE	OF SCHEDULE	RPI	RPI	RPI	RPI
DIV. I ONLY	10- 10	166	5- 5	71	117	108	108	12	12
DIV. I NON-CONF.	5- 5	160	2- 0	168	99	154	154	13	13
<hr/>									
TOTALS	RPI 1-25	RPI 26-50	W-L RECORDS	RPI 51-100	RPI 101-150	RPI 150+			
10- 10	0- 0	0- 1	OVERALL	0- 5	6- 2	4- 2			
5- 3	0- 0	0- 0	HOME	0- 2	3- 0	2- 1			
5- 5	0- 0	0- 1	AWAY	0- 3	3- 1	2- 0			
0- 2	0- 0	0- 0	NEUTRAL	0- 0	0- 1	0- 1			
5- 5	0- 0	0- 0	NON-CONFERENCE	0- 2	2- 2	3- 1			
3- 1	0- 0	0- 0	HOME	0- 1	1- 0	2- 0			
2- 2	0- 0	0- 0	AWAY	0- 1	1- 1	1- 0			
0- 2	0- 0	0- 0	NEUTRAL	0- 0	0- 1	0- 1			
5- 5	0- 0	0- 1	CONFERENCE	0- 3	4- 0	1- 1			
2- 2	0- 0	0- 0	HOME	0- 1	2- 0	0- 1			
3- 3	0- 0	0- 1	AWAY	0- 2	2- 0	1- 0			
0- 0	0- 0	0- 0	NEUTRAL	0- 0	0- 0	0- 0			

RPI 1-25				RPI 26-50				RPI 51-100				RPI 101+				Team's RPI: 108	
RPI	S	Opponent	Score	RPI	S	Opponent	Score	RPI	S	Opponent	Score	RPI	S	Opponent	Score		
				32	A	Ohio	55 75	58	A	Ball St.	71 78	106	H	Youngstown St.	74 49		
								69	H	FGCU	64 82	109	H	Toledo	81 71		
								70	A	San Diego	65 86	112	N	UNI	51 59		
								84	A	Central Mich.	60 81	122	A	Eastern Mich.	68 65		
								84	H	Central Mich.	77 97	122	H	Eastern Mich.	75 72		
												125	A	Buffalo	69 61		
												145	A	Fla. Atlantic	77 91		
												147	A	Northern Ky.	77 75		
												179	N	Northern Colo.	65 78		
												202	A	Valparaiso	85 74		
												235	A	Bowling Green	71 55		
												251	H	UCF	74 54		
												264	H	Northern Ill.	58 65		
												313	H	Winthrop	76 59		
LAST 12 Division I GAMES:																	
				58	A	Ball St.	71 78	235	A	Bowling Green	71 55						
				122	H	Eastern Mich.	75 72	84	H	Central Mich.	77 97						
				32	A	Ohio	55 75	122	A	Eastern Mich.	68 65						
				84	A	Central Mich.	60 81	264	H	Northern Ill.	58 65						
				109	H	Toledo	81 71	106	H	Youngstown St.	74 49						
				125	A	Buffalo	69 61	147	A	Northern Ky.	77 75						

Non-Div I Games: Rochester College 103 37

Akron

■ Loss,
 ■ Non-Conf,
 ■ S Site,
 ■ Home
 ■ A Away
 N Neutral

Alabama

Through Games Of Feb. 4, 2016

Average RPI Win: 217	WON-LOST	WINNING	LAST 10	STRENGTH OF	OPP. STRENGTH	TEAM	ADJ.	CONF.	ADJ CONF.
Average RPI Loss: 45	RECORD	PCT. RANK	GAMES	SCHEDULE	OF SCHEDULE	RPI	RPI	RPI	RPI
DIV. I ONLY	14- 9	111	3- 7	176	66	131	131	2	2
DIV. I NON-CONF.	11- 2	28	2- 0	329	261	139	139	2	2
TOTALS	RPI 1-25	RPI 26-50	W-L RECORDS	RPI 51-100	RPI 101-150	RPI 150+			
14- 9	1- 4	0- 0	OVERALL	1- 5	3- 0	9- 0			
12- 2	1- 1	0- 0	HOME	0- 1	3- 0	8- 0			
0- 7	0- 3	0- 0	AWAY	0- 4	0- 0	0- 0			
2- 0	0- 0	0- 0	NEUTRAL	1- 0	0- 0	1- 0			
11- 2	0- 0	0- 0	NON-CONFERENCE	1- 2	1- 0	9- 0			
9- 0	0- 0	0- 0	HOME	0- 0	1- 0	8- 0			
0- 2	0- 0	0- 0	AWAY	0- 2	0- 0	0- 0			
2- 0	0- 0	0- 0	NEUTRAL	1- 0	0- 0	1- 0			
3- 7	1- 4	0- 0	CONFERENCE	0- 3	2- 0	0- 0			
3- 2	1- 1	0- 0	HOME	0- 1	2- 0	0- 0			
0- 5	0- 3	0- 0	AWAY	0- 2	0- 0	0- 0			
0- 0	0- 0	0- 0	NEUTRAL	0- 0	0- 0	0- 0			

RPI	S	Opponent	Score	RPI	S	Opponent	Score	RPI	S	Opponent	Score	RPI	S	Opponent	Score	Team's RPI: 131
13	A	Tennessee	42 70		52	A	Vanderbilt	52 67	101	H	Georgetown	78	66			
16	A	Kentucky	48 73		52	H	Vanderbilt	48 54	114	H	LSU	62	45			
17	H	Texas A&M	56 59		62	A	Auburn	59 72	136	H	Ole Miss	48	37			
22	A	Florida	72 80		74	N	Middle Tenn.	64 46	217	H	Grambling	72	57			
24	H	Georgia	64 50		78	A	Georgia Tech	58 70	222	N	Utah Valley	67	60			
					95	A	UT Martin	65 83	237	H	Appalachian St.	93	59			
									254	H	Georgia St.	72	56			
									302	H	North Florida	69	47			
									327	H	Alcorn	97	50			
									335	H	Lipscomb	68	49			
									344	H	Alabama A&M	96	44			
									347	H	Mississippi Val.	98	35			
LAST 12 Division I GAMES:																
136	H	Ole Miss	48 37	62	A	Auburn	59 72									
13	A	Tennessee	42 70	52	H	Vanderbilt	48 54									
17	H	Texas A&M	56 59	16	A	Kentucky	48 73									
52	A	Vanderbilt	52 67	114	H	LSU	62 45									
22	A	Florida	72 80	335	H	Lipscomb	68 49									
24	H	Georgia	64 50	217	H	Grambling	72 57									

Non-Div I Games:

Alabama

■ Loss,
 ■ Non-Conf,
 ■ S Site,
 ■ H Home
 ■ A Away
 N Neutral

Alabama A&M

Through Games Of Feb. 4, 2016

Average RPI Win:	340	WON-LOST	WINNING	LAST 10	STRENGTH OF	OPP. STRENGTH	TEAM	ADJ.	CONF.	ADJ CONF.
Average RPI Loss:	210	RECORD	PCT. RANK	GAMES	SCHEDULE	OF SCHEDULE	RPI	RPI	RPI	RPI
DIV. I ONLY	2- 16	337	2- 8	292	348	344	344	32	32	
DIV. I NON-CONF.	0- 9	338	0- 3	128	304	325	325	31	31	
TOTALS	RPI 1-25	RPI 26-50	W-L RECORDS	RPI 51-100	RPI 101-150	RPI 150+				
2- 16	0- 0	0- 0	OVERALL	0- 1	0- 5	2- 10				
2- 7	0- 0	0- 0	HOME	0- 1	0- 2	2- 4				
0- 9	0- 0	0- 0	AWAY	0- 0	0- 3	0- 6				
0- 0	0- 0	0- 0	NEUTRAL	0- 0	0- 0	0- 0				
0- 9	0- 0	0- 0	NON-CONFERENCE	0- 1	0- 5	0- 3				
0- 5	0- 0	0- 0	HOME	0- 1	0- 2	0- 2				
0- 4	0- 0	0- 0	AWAY	0- 0	0- 3	0- 1				
0- 0	0- 0	0- 0	NEUTRAL	0- 0	0- 0	0- 0				
2- 7	0- 0	0- 0	CONFERENCE	0- 0	0- 0	2- 7				
2- 2	0- 0	0- 0	HOME	0- 0	0- 0	2- 2				
0- 5	0- 0	0- 0	AWAY	0- 0	0- 0	0- 5				
0- 0	0- 0	0- 0	NEUTRAL	0- 0	0- 0	0- 0				

RPI 1-25				RPI 26-50				RPI 51-100				RPI 101+				Team's RPI: 344	
RPI	S	Opponent	Score	RPI	S	Opponent	Score	RPI	S	Opponent	Score	RPI	S	Opponent	Score		
								86	H	Saint Louis	60	91	121	H	Samford	30	54
												122	H	Belmont	28	78	
												131	A	Alabama	44	96	
												135	A	Marshall	45	81	
												136	A	Ole Miss	42	103	
												178	H	Southeast Mo. St.	58	69	
												186	A	Southern U.	38	77	
												217	A	Grambling	56	75	
												256	H	Texas Southern	38	57	
												268	H	Prairie View	52	67	
												288	A	Morehead St.	69	112	
												291	A	Alabama St.	50	86	
												292	H	Murray St.	59	76	
												325	A	Jackson St.	58	59	
												327	A	Alcorn	52	68	
												333	H	Ark.-Pine Bluff	78	70	
												347	H	Mississippi Val.	79	68	
LAST 12 Division I GAMES:																	
256	H	Texas Southern	38	57	333	H	Ark.-Pine Bluff	78	70								
268	H	Prairie View	52	67	325	A	Jackson St.	58	59								
186	A	Southern U.	38	77	217	A	Grambling	56	75								
327	A	Alcorn	52	68	136	A	Ole Miss	42	103								
291	A	Alabama St.	50	86	288	A	Morehead St.	69	112								
347	H	Mississippi Val.	79	68	86	H	Saint Louis	60	91								

Non-Div I Games: Tuskegee 66 55

Alabama A&M

■ Loss,
 ■ Non-Conf, S Site,
 ■ Home
 ■ Away
 N Neutral

Average RPI Win:	284	WON-LOST	WINNING	LAST 10	STRENGTH OF	OPP. STRENGTH	TEAM	ADJ.	CONF.	ADJ CONF.
Average RPI Loss:	204	RECORD	PCT. RANK	GAMES	SCHEDULE	OF SCHEDULE	RPI	RPI	RPI	RPI
DIV. I ONLY	8- 9	189	7- 2	338	341	291	291	32	32	
DIV. I NON-CONF.	1- 7	318	0- 2	276	255	337	337	31	31	
TOTALS	RPI 1-25	RPI 26-50	W-L RECORDS	RPI 51-100	RPI 101-150	RPI 150+				
8- 9	0- 0	0- 0	OVERALL	0- 1	0- 2	8- 6				
5- 4	0- 0	0- 0	HOME	0- 0	0- 1	5- 3				
2- 4	0- 0	0- 0	AWAY	0- 1	0- 1	2- 2				
1- 1	0- 0	0- 0	NEUTRAL	0- 0	0- 0	1- 1				
1- 7	0- 0	0- 0	NON-CONFERENCE	0- 1	0- 2	1- 4				
0- 4	0- 0	0- 0	HOME	0- 0	0- 1	0- 3				
0- 2	0- 0	0- 0	AWAY	0- 1	0- 1	0- 0				
1- 1	0- 0	0- 0	NEUTRAL	0- 0	0- 0	1- 1				
7- 2	0- 0	0- 0	CONFERENCE	0- 0	0- 0	7- 2				
5- 0	0- 0	0- 0	HOME	0- 0	0- 0	5- 0				
2- 2	0- 0	0- 0	AWAY	0- 0	0- 0	2- 2				
0- 0	0- 0	0- 0	NEUTRAL	0- 0	0- 0	0- 0				

RPI 1-25				RPI 26-50				RPI 51-100				RPI 101+				Team's RPI: 291	
RPI	S	Opponent	Score	RPI	S	Opponent	Score	RPI	S	Opponent	Score	RPI	S	Opponent	Score		
								78	A	Georgia Tech	54	80	121	H	Samford	35	54
												134	A	Southern Miss.	44	65	
												186	A	Southern U.	60	59	
												206	H	Troy	59	73	
												210	H	South Ala.	43	47	
												212	N	Siena	57	53	
												217	A	Grambling	69	89	
												249	N	Tennessee St.	64	74	
												256	H	Texas Southern	57	51	
												268	H	Prairie View	65	54	
												294	H	Savannah St.	49	60	
												325	A	Jackson St.	69	70	
												327	A	Alcorn	52	51	
												333	H	Ark.-Pine Bluff	72	63	
												344	H	Alabama A&M	86	50	
												347	H	Mississippi Val.	100	50	
LAST 12 Division I GAMES:																	
				268	H	Prairie View	65	54				347	H	Mississippi Val.	100	50	
				256	H	Texas Southern	57	51				217	A	Grambling	69	89	
				327	A	Alcorn	52	51				325	A	Jackson St.	69	70	
				186	A	Southern U.	60	59				121	H	Samford	35	54	
				344	H	Alabama A&M	86	50				206	H	Troy	59	73	
				333	H	Ark.-Pine Bluff	72	63				294	H	Savannah St.	49	60	

Non-Div I Games: Mobile 71 56

Alabama St.

■ Loss,
 ■ Non-Conf,
 ■ S Site,
 ■ H Home
 ■ A Away
 N Neutral

Average RPI Win:	208	WON-LOST	WINNING	LAST 10	STRENGTH OF	OPP. STRENGTH	TEAM	ADJ.	CONF.	ADJ CONF.
Average RPI Loss:	39	RECORD	PCT. RANK	GAMES	SCHEDULE	OF SCHEDULE	RPI	RPI	RPI	RPI
DIV. I ONLY	18- 3	13	10- 0	168	175	45	45	15	15	
DIV. I NON-CONF.	9- 3	69	2- 1	172	114	53	53	18	18	
TOTALS	RPI 1-25	RPI 26-50	W-L RECORDS	RPI 51-100	RPI 101-150	RPI 150+				
18- 3	0- 1	0- 1	OVERALL	2- 1	2- 0	14- 0				
7- 0	0- 0	0- 0	HOME	2- 0	1- 0	4- 0				
9- 3	0- 1	0- 1	AWAY	0- 1	0- 0	9- 0				
2- 0	0- 0	0- 0	NEUTRAL	0- 0	1- 0	1- 0				
9- 3	0- 1	0- 1	NON-CONFERENCE	1- 1	1- 0	7- 0				
3- 0	0- 0	0- 0	HOME	1- 0	0- 0	2- 0				
4- 3	0- 1	0- 1	AWAY	0- 1	0- 0	4- 0				
2- 0	0- 0	0- 0	NEUTRAL	0- 0	1- 0	1- 0				
9- 0	0- 0	0- 0	CONFERENCE	1- 0	1- 0	7- 0				
4- 0	0- 0	0- 0	HOME	1- 0	1- 0	2- 0				
5- 0	0- 0	0- 0	AWAY	0- 0	0- 0	5- 0				
0- 0	0- 0	0- 0	NEUTRAL	0- 0	0- 0	0- 0				

RPI 1-25				RPI 26-50				Team's RPI: 45	RPI 51-100				RPI 101+			
RPI	S	Opponent	Score	RPI	S	Opponent	Score		RPI	S	Opponent	Score	RPI	S	Opponent	Score
13	A	Tennessee	55 63	27	A	Southern California	67 68		76	A	Army West Point	62 65	109	N	Toledo	63 55
									93	H	Maine	64 59	110	H	Stony Brook	73 54
									100	H	Yale	74 70	185	A	UMBC	77 42
													185	H	UMBC	63 39
													192	A	Rhode Island	67 58
													195	N	UC Davis	80 70
													212	A	Siena	61 42
													214	A	Binghamton	59 47
													218	A	Hartford	78 41
													223	A	Fairfield	62 50
													234	H	Providence	71 58
													265	H	Pepperdine	64 49
													266	A	New Hampshire	78 52
													276	H	Vermont	72 43
													323	A	UMass Lowell	85 55
													346	A	Boston U.	83 43
LAST 12 Division I GAMES:																
185	H	UMBC	63 39	266	A	New Hampshire	78 52		276	H	Vermont	72 43				
218	A	Hartford	78 41						185	A	UMBC	77 42				
323	A	UMass Lowell	85 55						100	H	Yale	74 70				
110	H	Stony Brook	73 54						27	A	Southern California	67 68				
214	A	Binghamton	59 47						195	N	UC Davis	80 70				
93	H	Maine	64 59													

Non-Div I Games:

Albany (NY)

■ Loss,
■ Non-Conf,
■ S Site,
■ H Home
■ A Away
N Neutral

Average RPI Win: 346	WON-LOST	WINNING	LAST 10	STRENGTH OF	OPP. STRENGTH	TEAM	ADJ.	CONF.	ADJ CONF.
Average RPI Loss: 195	RECORD	PCT. RANK	GAMES	SCHEDULE	OF SCHEDULE	RPI	RPI	RPI	RPI
DIV. I ONLY	2- 15	336	2- 8	225	345	327	327	32	32
DIV. I NON-CONF.	0- 8	338	0- 2	23	259	272	272	31	31
TOTALS	RPI 1-25	RPI 26-50	W-L RECORDS	RPI 51-100	RPI 101-150	RPI 150+			
2- 15	0- 0	0- 0	OVERALL	0- 3	0- 3	2- 9			
1- 3	0- 0	0- 0	HOME	0- 0	0- 0	1- 3			
1- 12	0- 0	0- 0	AWAY	0- 1	0- 2	1- 4			
0- 0	0- 0	0- 0	NEUTRAL	0- 0	0- 0	0- 0			
0- 8	0- 0	0- 0	NON-CONFERENCE	0- 3	0- 3	0- 2			
0- 0	0- 0	0- 0	HOME	0- 0	0- 0	0- 0			
0- 8	0- 0	0- 0	AWAY	0- 3	0- 3	0- 2			
0- 0	0- 0	0- 0	NEUTRAL	0- 0	0- 0	0- 0			
2- 7	0- 0	0- 0	CONFERENCE	0- 0	0- 0	2- 7			
1- 3	0- 0	0- 0	HOME	0- 0	0- 0	1- 3			
1- 4	0- 0	0- 0	AWAY	0- 0	0- 0	1- 4			
0- 0	0- 0	0- 0	NEUTRAL	0- 0	0- 0	0- 0			

RPI S	Opponent	Score	RPI S	Opponent	Score	RPI S	Opponent	Score	RPI S	Opponent	Score	Team's RPI: 327
						53	A Arkansas St.	50 82	113	A Central Ark.	35 58	
						79	A Northwestern	47 91	129	A La.-Lafayette	61 73	
						92	A Iowa St.	41 91	131	A Alabama	50 97	
									175	A East Carolina	58 87	
									186	A Southern U.	57 66	
									217	H Grambling	76 85	
									256	A Texas Southern	39 68	
									268	A Prairie View	54 58	
									280	A Jacksonville St.	65 67	
									291	H Alabama St.	51 52	
									325	H Jackson St.	66 73	
									333	A Ark.-Pine Bluff	69 71	
									344	H Alabama A&M	68 52	
									347	A Mississippi Val.	81 66	
LAST 12 Division I GAMES:												
			186	A Southern U.	57 66	325	H Jackson St.	66 73				
			291	H Alabama St.	51 52	256	A Texas Southern	39 68				
			344	H Alabama A&M	68 52	268	A Prairie View	54 58				
			333	A Ark.-Pine Bluff	69 71	129	A La.-Lafayette	61 73				
			347	A Mississippi Val.	81 66	92	A Iowa St.	41 91				
			217	H Grambling	76 85	79	A Northwestern	47 91				

Non-Div I Games: Mt. Mercy 60 56 Delta St. 66 57

Alcorn

Loss, Non-Conf, S Site, H Home A Away N Neutral

Average RPI Win:	265	WON-LOST	WINNING	LAST 10	STRENGTH OF	OPP. STRENGTH	TEAM	ADJ.	CONF.	ADJ CONF.
Average RPI Loss:	153	RECORD	PCT. RANK	GAMES	SCHEDULE	OF SCHEDULE	RPI	RPI	RPI	RPI
DIV. I ONLY	5- 16	294	3- 7	125	290	253	253	29	29	
DIV. I NON-CONF.	2- 9	296	1- 1	29	227	207	207	29	29	
TOTALS	RPI 1-25	RPI 26-50	W-L RECORDS	RPI 51-100	RPI 101-150	RPI 150+				
5- 16	0- 0	0- 2	OVERALL	0- 4	0- 4	5- 6				
2- 6	0- 0	0- 0	HOME	0- 3	0- 2	2- 1				
3- 10	0- 0	0- 2	AWAY	0- 1	0- 2	3- 5				
0- 0	0- 0	0- 0	NEUTRAL	0- 0	0- 0	0- 0				
2- 9	0- 0	0- 2	NON-CONFERENCE	0- 3	0- 2	2- 2				
1- 3	0- 0	0- 0	HOME	0- 2	0- 1	1- 0				
1- 6	0- 0	0- 2	AWAY	0- 1	0- 1	1- 2				
0- 0	0- 0	0- 0	NEUTRAL	0- 0	0- 0	0- 0				
3- 7	0- 0	0- 0	CONFERENCE	0- 1	0- 2	3- 4				
1- 3	0- 0	0- 0	HOME	0- 1	0- 1	1- 1				
2- 4	0- 0	0- 0	AWAY	0- 0	0- 1	2- 3				
0- 0	0- 0	0- 0	NEUTRAL	0- 0	0- 0	0- 0				

RPI S	Opponent	Score	RPI S	Opponent	Score	RPI S	Opponent	Score	RPI S	Opponent	Score	Team's RPI: 253
37	A George Washington	48 78	50	A Princeton	34 72	65	A James Madison	45 74	103	A Bucknell	54 60	
						68	H Hofstra	51 60	103	H Bucknell	60 66	
						76	H Army West Point	42 52	132	H Wake Forest	70 71	
						83	H Elon	54 62	146	A Pittsburgh	58 76	
									185	A UMBC	46 47	
									191	A William & Mary	51 62	
									209	A Lehigh	59 55	
									247	H Manhattan	52 48	
									263	A Loyola Maryland	46 52	
									269	A Dartmouth	45 41	
									272	A Holy Cross	54 59	
									299	A Colgate	49 37	
									299	H Colgate	64 56	
									331	H Lafayette	51 60	
									346	A Boston U.	59 63	
LAST 12 Division I GAMES:												
103	A Bucknell	54 60	209	A Lehigh	59 55							
299	H Colgate	64 56	103	H Bucknell	60 66							
272	A Holy Cross	54 59	299	A Colgate	49 37							
331	H Lafayette	51 60	263	A Loyola Maryland	46 52							
76	H Army West Point	42 52	146	A Pittsburgh	58 76							
346	A Boston U.	59 63	247	H Manhattan	52 48							

Non-Div I Games:

American

■ Loss,
■ Non-Conf,
■ S Site,
■ H Home
■ A Away
N Neutral

Average RPI Win:	193	WON-LOST	WINNING	LAST 10	STRENGTH OF	OPP. STRENGTH	TEAM	ADJ.	CONF.	ADJ CONF.
Average RPI Loss:	166	RECORD	PCT. RANK	GAMES	SCHEDULE	OF SCHEDULE	RPI	RPI	RPI	RPI
DIV. I ONLY	7- 13	248	3- 7	157	221	237	237	16	16	
DIV. I NON-CONF.	3- 6	234	1- 0	178	189	257	257	15	15	
TOTALS	RPI 1-25	RPI 26-50	W-L RECORDS	RPI 51-100	RPI 101-150	RPI 150+				
7- 13	0- 0	0- 0	OVERALL	0- 2	1- 4	6- 7				
5- 4	0- 0	0- 0	HOME	0- 0	1- 1	4- 3				
2- 7	0- 0	0- 0	AWAY	0- 1	0- 3	2- 3				
0- 2	0- 0	0- 0	NEUTRAL	0- 1	0- 0	0- 1				
3- 6	0- 0	0- 0	NON-CONFERENCE	0- 1	0- 3	3- 2				
3- 1	0- 0	0- 0	HOME	0- 0	0- 1	3- 0				
0- 3	0- 0	0- 0	AWAY	0- 0	0- 2	0- 1				
0- 2	0- 0	0- 0	NEUTRAL	0- 1	0- 0	0- 1				
4- 7	0- 0	0- 0	CONFERENCE	0- 1	1- 1	3- 5				
2- 3	0- 0	0- 0	HOME	0- 0	1- 0	1- 3				
2- 4	0- 0	0- 0	AWAY	0- 1	0- 1	2- 2				
0- 0	0- 0	0- 0	NEUTRAL	0- 0	0- 0	0- 0				

RPI 1-25				RPI 26-50				RPI 51-100				RPI 101+ Team's RPI: 237					
RPI	S	Opponent	Score	RPI	S	Opponent	Score	RPI	S	Opponent	Score	RPI	S	Opponent	Score		
								53	A	Arkansas St.	60	83	107	H	Liberty	68	74
								81	N	South Dakota	60	87	116	A	North Carolina	59	68
													129	A	La.-Lafayette	51	60
													129	H	La.-Lafayette	76	59
													131	A	Alabama	59	93
													153	H	ETSU	70	52
													159	H	Texas-Arlington	45	76
													162	A	Col. of Charleston	50	60
													167	H	Texas St.	90	71
													174	A	Little Rock	50	67
													204	H	Richmond	73	59
													206	A	Troy	96	81
													210	A	South Ala.	55	71
													221	H	Furman	92	78
													254	H	Georgia St.	75	80
													270	A	La.-Monroe	57	54
													279	H	Ga. Southern	50	65
													305	N	Delaware St.	69	76
LAST 12 Division I GAMES:																	
129	H	La.-Lafayette	76	59	174	A	Little Rock	50	67								
210	A	South Ala.	55	71	167	H	Texas St.	90	71								
206	A	Troy	96	81	159	H	Texas-Arlington	45	76								
279	H	Ga. Southern	50	65	129	A	La.-Lafayette	51	60								
254	H	Georgia St.	75	80	270	A	La.-Monroe	57	54								
53	A	Arkansas St.	60	83	221	H	Furman	92	78								

Non-Div I Games:

Appalachian St.

■ Loss,
 ■ Non-Conf, S Site,
 ■ Home
 ■ Away
 N Neutral

Average RPI Win:	170	WON-LOST	WINNING	LAST 10	STRENGTH OF	OPP. STRENGTH	TEAM	ADJ.	CONF.	ADJ CONF.
Average RPI Loss:	50	RECORD	PCT. RANK	GAMES	SCHEDULE	OF SCHEDULE	RPI	RPI	RPI	RPI
DIV. I ONLY	11- 11	166	2- 8	41	34	94	94	1	1	
DIV. I NON-CONF.	9- 3	69	2- 0	112	156	68	68	1	1	
TOTALS	RPI 1-25	RPI 26-50	W-L RECORDS	RPI 51-100	RPI 101-150	RPI 150+				
11- 11	0- 5	0- 0	OVERALL	1- 5	3- 1	7- 0				
8- 3	0- 2	0- 0	HOME	1- 1	2- 0	5- 0				
2- 6	0- 0	0- 0	AWAY	0- 0	1- 0	1- 0				
1- 2	0- 0	0- 0	NEUTRAL	0- 1	0- 1	1- 0				
9- 3	0- 0	0- 0	NON-CONFERENCE	0- 2	3- 1	6- 0				
6- 0	0- 0	0- 0	HOME	0- 0	2- 0	4- 0				
2- 1	0- 0	0- 0	AWAY	0- 1	1- 0	1- 0				
1- 2	0- 0	0- 0	NEUTRAL	0- 1	0- 1	1- 0				
2- 8	0- 5	0- 0	CONFERENCE	1- 3	0- 0	1- 0				
2- 3	0- 2	0- 0	HOME	1- 1	0- 0	1- 0				
0- 5	0- 3	0- 0	AWAY	0- 2	0- 0	0- 0				
0- 0	0- 0	0- 0	NEUTRAL	0- 0	0- 0	0- 0				

RPI	S	Opponent	Score	RPI	S	Opponent	Score	RPI	S	Opponent	Score	RPI	S	Opponent	Score
5	H	Stanford	34 59					55	A	Washington St.	46 67	102	H	New Mexico St.	68 64
7	A	Oregon St.	43 71					63	H	California	57 52	109	A	Toledo	62 59
10	A	Arizona St.	49 61					69	N	FGCU	55 57	142	H	Pacific	69 56
10	H	Arizona St.	47 62					70	A	San Diego	54 59	149	N	SMU	46 58
20	A	Washington	47 63					71	H	Utah	55 60	166	H	Louisiana Tech	77 67
								80	A	Oregon	54 76	168	H	Colorado	63 52
												187	H	George Mason	68 60
												196	A	North Texas	51 44
												201	H	Kansas	67 52
												215	N	Gardner-Webb	79 60
												320	H	Howard	65 28
LAST 12 Division I GAMES:															
80	A	Oregon	54 76	20	A	Washington	47 63								
7	A	Oregon St.	43 71	55	A	Washington St.	46 67								
10	H	Arizona St.	47 62	63	H	California	57 52								
10	A	Arizona St.	49 61	5	H	Stanford	34 59								
168	H	Colorado	63 52	187	H	George Mason	68 60								
71	H	Utah	55 60	215	N	Gardner-Webb	79 60								

Non-Div I Games:

Arizona

Average RPI Win:	114	WON-LOST	WINNING	LAST 10	STRENGTH OF	OPP. STRENGTH	TEAM	ADJ.	CONF.	ADJ CONF.
Average RPI Loss:	30	RECORD	PCT. RANK	GAMES	SCHEDULE	OF SCHEDULE	RPI	RPI	RPI	RPI
DIV. I ONLY	18- 4	25	9- 1	20	11	10	10	1	1	
DIV. I NON-CONF.	9- 3	69	2- 0	32	37	34	34	1	1	
TOTALS	RPI 1-25	RPI 26-50	W-L RECORDS	RPI 51-100	RPI 101-150	RPI 150+				
18- 4	3- 3	1- 0	OVERALL	7- 1	1- 0	6- 0				
9- 2	2- 1	0- 0	HOME	4- 1	0- 0	3- 0				
8- 1	1- 1	1- 0	AWAY	3- 0	1- 0	2- 0				
1- 1	0- 1	0- 0	NEUTRAL	0- 0	0- 0	1- 0				
9- 3	1- 2	1- 0	NON-CONFERENCE	1- 1	1- 0	5- 0				
4- 2	1- 1	0- 0	HOME	1- 1	0- 0	2- 0				
4- 0	0- 0	1- 0	AWAY	0- 0	1- 0	2- 0				
1- 1	0- 1	0- 0	NEUTRAL	0- 0	0- 0	1- 0				
9- 1	2- 1	0- 0	CONFERENCE	6- 0	0- 0	1- 0				
5- 0	1- 0	0- 0	HOME	3- 0	0- 0	1- 0				
4- 1	1- 1	0- 0	AWAY	3- 0	0- 0	0- 0				
0- 0	0- 0	0- 0	NEUTRAL	0- 0	0- 0	0- 0				

RPI	S	Opponent	Score	RPI	S	Opponent	Score	RPI	S	Opponent	Score	RPI	S	Opponent	Score
2	N	South Carolina	58 60	28	A	Syracuse	61 54	55	A	Washington St.	63 45	149	A	SMU	64 57
5	H	Stanford	49 31					63	H	California	57 49	154	A	Hawaii	75 49
7	A	Oregon St.	44 67					71	H	Utah	80 60	168	H	Colorado	64 37
11	H	Florida St.	68 56					77	H	Marquette	90 80	218	A	Hartford	60 29
16	H	Kentucky	64 68					80	A	Oregon	63 58	233	H	Columbia	70 49
20	A	Washington	68 61					94	A	Arizona	62 47	257	N	CSU Bakersfield	60 47
								94	H	Arizona	61 49	283	H	CSUN	69 46
								96	H	VCU	48 57				
LAST 12 Division I GAMES:															
7	A	Oregon St.	44 67	55	A	Washington St.	63 45								
80	A	Oregon	63 58	20	A	Washington	68 61								
94	A	Arizona	62 47	5	H	Stanford	49 31								
94	H	Arizona	61 49	63	H	California	57 49								
71	H	Utah	80 60	283	H	CSUN	69 46								
168	H	Colorado	64 37	11	H	Florida St.	68 56								

Non-Div I Games:

Arizona St.

■ Loss,
■ Non-Conf, S Site,
■ Home
■ Away
N Neutral

Average RPI Win:	290	WON-LOST	WINNING	LAST 10	STRENGTH OF	OPP. STRENGTH	TEAM	ADJ.	CONF.	ADJ CONF.
Average RPI Loss:	187	RECORD	PCT. RANK	GAMES	SCHEDULE	OF SCHEDULE	RPI	RPI	RPI	RPI
DIV. I ONLY	3- 13	319	3- 7	289	283	333	333	32	32	
DIV. I NON-CONF.	0- 7	338	0- 3	81	23	282	282	31	31	
TOTALS	RPI 1-25	RPI 26-50	W-L RECORDS	RPI 51-100	RPI 101-150	RPI 150+				
3- 13	0- 0	0- 1	OVERALL	0- 2	0- 3	3- 7				
3- 1	0- 0	0- 0	HOME	0- 0	0- 0	3- 1				
0- 12	0- 0	0- 1	AWAY	0- 0	0- 2	0- 3				
0- 0	0- 0	0- 0	NEUTRAL	0- 0	0- 0	0- 0				
0- 7	0- 0	0- 1	NON-CONFERENCE	0- 2	0- 3	0- 1				
0- 0	0- 0	0- 0	HOME	0- 0	0- 0	0- 0				
0- 7	0- 0	0- 1	AWAY	0- 2	0- 3	0- 1				
0- 0	0- 0	0- 0	NEUTRAL	0- 0	0- 0	0- 0				
3- 6	0- 0	0- 0	CONFERENCE	0- 0	0- 0	3- 6				
3- 1	0- 0	0- 0	HOME	0- 0	0- 0	3- 1				
0- 5	0- 0	0- 0	AWAY	0- 0	0- 0	0- 5				
0- 0	0- 0	0- 0	NEUTRAL	0- 0	0- 0	0- 0				

RPI 1-25				RPI 26-50				RPI 51-100				RPI 101+				Team's RPI: 333
RPI	S	Opponent	Score	RPI	S	Opponent	Score	RPI	S	Opponent	Score	RPI	S	Opponent	Score	
				31	A	Missouri	34 85	67	A	Nebraska	46 96	109	A	Toledo	47 74	
								92	A	Iowa St.	41 70	127	A	Texas Tech	40 84	
												136	A	Ole Miss	45 80	
												183	A	UAB	32 82	
												186	H	Southern U.	61 78	
												217	H	Grambling	83 68	
												256	A	Texas Southern	30 57	
												268	A	Prairie View	55 70	
												291	A	Alabama St.	63 72	
												325	H	Jackson St.	71 66	
												327	H	Alcorn	71 69	
												344	A	Alabama A&M	70 78	
												347	A	Mississippi Val.	60 62	
LAST 12 Division I GAMES:																
				325	H	Jackson St.	71 66	291	A	Alabama St.	63 72					
				217	H	Grambling	83 68	344	A	Alabama A&M	70 78					
				256	A	Texas Southern	30 57	347	A	Mississippi Val.	60 62					
				268	A	Prairie View	55 70	109	A	Toledo	47 74					
				327	H	Alcorn	71 69	127	A	Texas Tech	40 84					
				186	H	Southern U.	61 78	92	A	Iowa St.	41 70					

Non-Div I Games: Talladega 73 83 Philander Smith 63 51 Tougaloo 65 51 Talladega 68 55
Ark.-Pine Bluff

Average RPI Win:	176	WON-LOST	WINNING	LAST 10	STRENGTH OF	OPP. STRENGTH	TEAM	ADJ.	CONF.	ADJ CONF.
Average RPI Loss:	62	RECORD	PCT. RANK	GAMES	SCHEDULE	OF SCHEDULE	RPI	RPI	RPI	RPI
DIV. I ONLY	9- 14	234	4- 6	36	39	139	139	2	2	
DIV. I NON-CONF.	5- 8	209	2- 0	194	139	248	248	2	2	
TOTALS	RPI 1-25	RPI 26-50	W-L RECORDS	RPI 51-100	RPI 101-150	RPI 150+				
9- 14	2- 5	1- 3	OVERALL	0- 3	1- 1	5- 2				
8- 4	2- 1	1- 1	HOME	0- 1	0- 0	5- 1				
1- 7	0- 2	0- 2	AWAY	0- 2	1- 0	0- 1				
0- 3	0- 2	0- 0	NEUTRAL	0- 0	0- 1	0- 0				
5- 8	0- 2	0- 1	NON-CONFERENCE	0- 2	0- 1	5- 2				
5- 2	0- 0	0- 0	HOME	0- 1	0- 0	5- 1				
0- 3	0- 0	0- 1	AWAY	0- 1	0- 0	0- 1				
0- 3	0- 2	0- 0	NEUTRAL	0- 0	0- 1	0- 0				
4- 6	2- 3	1- 2	CONFERENCE	0- 1	1- 0	0- 0				
3- 2	2- 1	1- 1	HOME	0- 0	0- 0	0- 0				
1- 4	0- 2	0- 1	AWAY	0- 1	1- 0	0- 0				
0- 0	0- 0	0- 0	NEUTRAL	0- 0	0- 0	0- 0				

RPI	S	Opponent	Score	RPI	S	Opponent	Score	RPI	S	Opponent	Score	RPI	S	Opponent	Score	Team's RPI: 139
2	A	South Carolina	32 85	29	A	Mississippi St.	55 80	57	A	South Dakota St.	69 76	114	A	LSU	48 44	
7	N	Oregon St.	47 63	29	H	Mississippi St.	55 65	62	A	Auburn	60 71	129	N	La.-Lafayette	59 67	
9	N	Texas	50 61	31	H	Missouri	64 52	97	H	Missouri St.	54 69	161	H	Oral Roberts	65 50	
13	A	Tennessee	57 75	48	A	Rutgers	40 60					172	A	Butler	57 63	
13	H	Tennessee	64 59									188	H	Tulsa	67 74	
17	H	Texas A&M	67 61									244	H	Sam Houston St.	67 47	
22	H	Florida	66 71									315	H	Southeastern La.	97 53	
												340	H	New Orleans	73 41	
												347	H	Mississippi Val.	86 46	
LAST 12 Division I GAMES:																
13	A	Tennessee	57 75	13	H	Tennessee	64 59									
29	H	Mississippi St.	55 65	29	A	Mississippi St.	55 80									
22	H	Florida	66 71	17	H	Texas A&M	67 61									
62	A	Auburn	60 71	2	A	South Carolina	32 85									
114	A	LSU	48 44	340	H	New Orleans	73 41									
31	H	Missouri	64 52	347	H	Mississippi Val.	86 46									

Non-Div I Games:

Arkansas

■ Loss,
■ Non-Conf, S Site,
■ Home
■ Away
N Neutral

Average RPI Win:	212	WON-LOST	WINNING	LAST 10	STRENGTH OF	OPP. STRENGTH	TEAM	ADJ.	CONF.	ADJ CONF.
Average RPI Loss:	48	RECORD	PCT. RANK	GAMES	SCHEDULE	OF SCHEDULE	RPI	RPI	RPI	RPI
DIV. I ONLY	17- 3	16	10- 0	181	181	53	53	16	16	
DIV. I NON-CONF.	6- 3	100	0- 1	131	141	62	62	15	15	
TOTALS	RPI 1-25	RPI 26-50	W-L RECORDS	RPI 51-100	RPI 101-150	RPI 150+				
17- 3	0- 1	0- 0	OVERALL	2- 2	1- 0	14- 0				
10- 0	0- 0	0- 0	HOME	0- 0	1- 0	9- 0				
7- 3	0- 1	0- 0	AWAY	2- 2	0- 0	5- 0				
0- 0	0- 0	0- 0	NEUTRAL	0- 0	0- 0	0- 0				
6- 3	0- 1	0- 0	NON-CONFERENCE	2- 2	0- 0	4- 0				
3- 0	0- 0	0- 0	HOME	0- 0	0- 0	3- 0				
3- 3	0- 1	0- 0	AWAY	2- 2	0- 0	1- 0				
0- 0	0- 0	0- 0	NEUTRAL	0- 0	0- 0	0- 0				
11- 0	0- 0	0- 0	CONFERENCE	0- 0	1- 0	10- 0				
7- 0	0- 0	0- 0	HOME	0- 0	1- 0	6- 0				
4- 0	0- 0	0- 0	AWAY	0- 0	0- 0	4- 0				
0- 0	0- 0	0- 0	NEUTRAL	0- 0	0- 0	0- 0				

RPI 1-25				RPI 26-50				RPI 51-100 Team's RPI: 53				RPI 101+			
RPI	S	Opponent	Score	RPI	S	Opponent	Score	RPI	S	Opponent	Score	RPI	S	Opponent	Score
22	A	Florida	72 76					56	A	Chattanooga	54 55	129	H	La.-Lafayette	83 56
								67	A	Nebraska	71 79	159	A	Texas-Arlington	78 71
								69	A	FGCU	62 48	167	A	Texas St.	74 59
								95	A	UT Martin	76 74	174	H	Little Rock	66 53
												206	A	Troy	101 81
												210	A	South Ala.	66 53
												210	H	South Ala.	58 51
												237	H	Appalachian St.	83 60
												254	H	Georgia St.	75 54
												255	H	Austin Peay	66 55
												270	H	La.-Monroe	66 43
												277	A	Tennessee Tech	77 55
												279	H	Ga. Southern	77 54
												290	H	Wichita St.	67 40
												327	H	Alcorn	82 50
LAST 12 Division I GAMES:															
210	H	South Ala.	58 51	237	H	Appalachian St.	83 60								
279	H	Ga. Southern	77 54	129	H	La.-Lafayette	83 56								
254	H	Georgia St.	75 54	270	H	La.-Monroe	66 43								
167	A	Texas St.	74 59	210	A	South Ala.	66 53								
159	A	Texas-Arlington	78 71	206	A	Troy	101 81								
174	H	Little Rock	66 53	67	A	Nebraska	71 79								

Non-Div I Games:

Arkansas St.

■ Loss,
■ Non-Conf, S Site,
■ Home
■ Away
N Neutral

Average RPI Win:	243	WON-LOST	WINNING	LAST 10	STRENGTH OF	OPP. STRENGTH	TEAM	ADJ.	CONF.	ADJ CONF.
Average RPI Loss:	71	RECORD	PCT. RANK	GAMES	SCHEDULE	OF SCHEDULE	RPI	RPI	RPI	RPI
DIV. I ONLY	17- 2	9	9- 1	270	285	76	76	29	29	
DIV. I NON-CONF.	8- 1	23	1- 0	275	235	78	78	29	29	
TOTALS	RPI 1-25	RPI 26-50	W-L RECORDS	RPI 51-100	RPI 101-150	RPI 150+				
17- 2	0- 0	1- 1	OVERALL	1- 0	2- 1	13- 0				
11- 0	0- 0	1- 0	HOME	0- 0	2- 0	8- 0				
5- 2	0- 0	0- 1	AWAY	1- 0	0- 1	4- 0				
1- 0	0- 0	0- 0	NEUTRAL	0- 0	0- 0	1- 0				
8- 1	0- 0	1- 1	NON-CONFERENCE	1- 0	1- 0	5- 0				
5- 0	0- 0	1- 0	HOME	0- 0	1- 0	3- 0				
3- 1	0- 0	0- 1	AWAY	1- 0	0- 0	2- 0				
0- 0	0- 0	0- 0	NEUTRAL	0- 0	0- 0	0- 0				
9- 1	0- 0	0- 0	CONFERENCE	0- 0	1- 1	8- 0				
6- 0	0- 0	0- 0	HOME	0- 0	1- 0	5- 0				
2- 1	0- 0	0- 0	AWAY	0- 0	0- 1	2- 0				
1- 0	0- 0	0- 0	NEUTRAL	0- 0	0- 0	1- 0				

RPI S	Opponent	Score	RPI S	Opponent	Score	RPI S	Opponent	Score	RPI S	Opponent	Score
38	A Duke	61 72	45	H Albany (NY)	65 62	100	A Yale	65 61	103	A Bucknell	69 79
									103	H Bucknell	68 63
									126	H Quinnipiac	67 57
									209	H Lehigh	63 39
									253	A American	52 42
									263	H Loyola Maryland	70 37
									265	H Pepperdine	63 53
									267	N Navy	75 38
									272	H Holy Cross	77 58
									285	H Central Conn. St.	81 52
									298	H Rider	57 42
									299	H Colgate	67 55
									331	A Lafayette	78 45
									331	H Lafayette	84 57
									337	A NJIT	71 35
									345	A St. Francis Brooklyn	74 35
LAST 12 Division I GAMES:											
331	H Lafayette	84 57	263	H Loyola Maryland	70 37	331	A Lafayette	78 45	103	A Bucknell	69 79
103	H Bucknell	68 63	331	A Lafayette	78 45	209	H Lehigh	63 39	337	A NJIT	71 35
267	N Navy	75 38	103	A Bucknell	69 79	345	A St. Francis Brooklyn	74 35			
272	H Holy Cross	77 58									
253	A American	52 42									
299	H Colgate	67 55									

Non-Div I Games: Emerson 86 47

Army West Point

■ Loss,
 ■ Non-Conf,
 ■ S Site,
 ■ H Home
 ■ A Away
 N Neutral

Average RPI Win:	176	WON-LOST	WINNING	LAST 10	STRENGTH OF	OPP. STRENGTH	TEAM	ADJ.	CONF.	ADJ CONF.
Average RPI Loss:	40	RECORD	PCT. RANK	GAMES	SCHEDULE	OF SCHEDULE	RPI	RPI	RPI	RPI
DIV. I ONLY	15- 8	91	5- 5	86	40	62	62	2	2	
DIV. I NON-CONF.	10- 3	61	1- 1	264	140	106	106	2	2	
TOTALS	RPI 1-25	RPI 26-50	W-L RECORDS	RPI 51-100	RPI 101-150	RPI 150+				
15- 8	1- 4	0- 1	OVERALL	2- 3	4- 0	8- 0				
8- 2	1- 1	0- 0	HOME	1- 1	2- 0	4- 0				
4- 6	0- 3	0- 1	AWAY	0- 2	1- 0	3- 0				
3- 0	0- 0	0- 0	NEUTRAL	1- 0	1- 0	1- 0				
10- 3	0- 0	0- 0	NON-CONFERENCE	1- 3	1- 0	8- 0				
4- 1	0- 0	0- 0	HOME	0- 1	0- 0	4- 0				
3- 2	0- 0	0- 0	AWAY	0- 2	0- 0	3- 0				
3- 0	0- 0	0- 0	NEUTRAL	1- 0	1- 0	1- 0				
5- 5	1- 4	0- 1	CONFERENCE	1- 0	3- 0	0- 0				
4- 1	1- 1	0- 0	HOME	1- 0	2- 0	0- 0				
1- 4	0- 3	0- 1	AWAY	0- 0	1- 0	0- 0				
0- 0	0- 0	0- 0	NEUTRAL	0- 0	0- 0	0- 0				

RPI 1-25				RPI 26-50				RPI 51-100				RPI 101+			
RPI	S	Opponent	Score	RPI	S	Opponent	Score	RPI	S	Opponent	Score	RPI	S	Opponent	Score
2	H	South Carolina	58 74	29	A	Mississippi St.	45 60	52	H	Vanderbilt	53 45	111	N	Boise St.	55 53
13	A	Tennessee	52 79					69	A	FGCU	45 52	114	A	LSU	63 53
16	A	Kentucky	47 54					77	A	Marquette	69 70	131	H	Alabama	72 59
16	H	Kentucky	66 61					87	H	Virginia	52 69	139	H	Arkansas	71 60
24	A	Georgia	30 63					99	N	Minnesota	81 79	175	H	East Carolina	83 69
												183	H	UAB	85 71
												187	H	George Mason	88 59
												232	N	Coppin St.	69 54
												284	A	Towson	74 52
												294	A	Savannah St.	62 40
												313	H	Winthrop	76 33
												315	A	Southeastern La.	80 68
LAST 12 Division I GAMES:															
52	H	Vanderbilt	53 45	131	H	Alabama	72 59								
114	A	LSU	63 53	13	A	Tennessee	52 79								
24	A	Georgia	30 63	29	A	Mississippi St.	45 60								
139	H	Arkansas	71 60	16	H	Kentucky	66 61								
2	H	South Carolina	58 74	69	A	FGCU	45 52								
16	A	Kentucky	47 54	187	H	George Mason	88 59								

Non-Div I Games:

Auburn

■ Loss,
 ■ Non-Conf, S Site,
 ■ Home
 ■ Away
 N Neutral

Average RPI Win:	280	WON-LOST	WINNING	LAST 10	STRENGTH OF	OPP. STRENGTH	TEAM	ADJ.	CONF.	ADJ CONF.
Average RPI Loss:	124	RECORD	PCT. RANK	GAMES	SCHEDULE	OF SCHEDULE	RPI	RPI	RPI	RPI
DIV. I ONLY	5- 16	294	5- 5	114	198	255	255	24	24	
DIV. I NON-CONF.	0- 11	338	0- 2	25	90	267	267	23	23	
TOTALS	RPI 1-25	RPI 26-50	W-L RECORDS	RPI 51-100	RPI 101-150	RPI 150+				
5- 16	0- 0	0- 1	OVERALL	0- 7	0- 3	5- 5				
4- 3	0- 0	0- 0	HOME	0- 2	0- 1	4- 0				
1- 12	0- 0	0- 0	AWAY	0- 5	0- 2	1- 5				
0- 1	0- 0	0- 1	NEUTRAL	0- 0	0- 0	0- 0				
0- 11	0- 0	0- 1	NON-CONFERENCE	0- 6	0- 1	0- 3				
0- 2	0- 0	0- 0	HOME	0- 2	0- 0	0- 0				
0- 8	0- 0	0- 0	AWAY	0- 4	0- 1	0- 3				
0- 1	0- 0	0- 1	NEUTRAL	0- 0	0- 0	0- 0				
5- 5	0- 0	0- 0	CONFERENCE	0- 1	0- 2	5- 2				
4- 1	0- 0	0- 0	HOME	0- 0	0- 1	4- 0				
1- 4	0- 0	0- 0	AWAY	0- 1	0- 1	1- 2				
0- 0	0- 0	0- 0	NEUTRAL	0- 0	0- 0	0- 0				

RPI 1-25				RPI 26-50				RPI 51-100				RPI 101+ Team's RPI: 255			
RPI	S	Opponent	Score	RPI	S	Opponent	Score	RPI	S	Opponent	Score	RPI	S	Opponent	Score
				47	N	Indiana	58 90	52	A	Vanderbilt	56 73	105	A	Wright St.	56 77
								53	A	Arkansas St.	55 66	122	A	Belmont	82 88
								54	A	Western Ky.	69 88	144	H	SIUE	61 72
								58	A	Ball St.	44 72	153	A	ETSU	76 80
								63	H	California	58 67	178	A	Southeast Mo. St.	69 71
								74	H	Middle Tenn.	55 86	213	H	Eastern Ky.	94 66
								95	A	UT Martin	51 75	245	A	Miami (OH)	60 75
												249	A	Tennessee St.	58 66
												277	H	Tennessee Tech	91 75
												280	H	Jacksonville St.	61 59
												286	A	Kennesaw St.	65 73
												288	A	Morehead St.	96 75
												342	H	Eastern Ill.	80 45
LAST 12 Division I GAMES:															
				95	A	UT Martin	51 75	249	A	Tennessee St.	58 66				
				178	A	Southeast Mo. St.	69 71	277	H	Tennessee Tech	91 75				
				144	H	SIUE	61 72	280	H	Jacksonville St.	61 59				
				342	H	Eastern Ill.	80 45	213	H	Eastern Ky.	94 66				
				288	A	Morehead St.	96 75	153	A	ETSU	76 80				
				122	A	Belmont	82 88	53	A	Arkansas St.	55 66				

Non-Div I Games: Trevecca Nazarene 97 75 Christian Bros. 74 55

Austin Peay

■ Loss,
 ■ Non-Conf,
 ■ S Site,
 ■ Home
 ■ A Away
 N Neutral

Average RPI Win:	161	WON-LOST	WINNING	LAST 10	STRENGTH OF	OPP. STRENGTH	TEAM	ADJ.	CONF.	ADJ CONF.
Average RPI Loss:	46	RECORD	PCT. RANK	GAMES	SCHEDULE	OF SCHEDULE	RPI	RPI	RPI	RPI
DIV. I ONLY	18- 4	25	10- 0	69	88	21	21	9	9	
DIV. I NON-CONF.	7- 3	91	0- 0	15	64	14	14	9	9	
TOTALS	RPI 1-25	RPI 26-50	W-L RECORDS	RPI 51-100	RPI 101-150	RPI 150+				
18- 4	1- 1	1- 1	OVERALL	3- 2	4- 0	9- 0				
9- 0	0- 0	1- 0	HOME	2- 0	1- 0	5- 0				
6- 3	0- 0	0- 1	AWAY	1- 2	2- 0	3- 0				
3- 1	1- 1	0- 0	NEUTRAL	0- 0	1- 0	1- 0				
7- 3	1- 1	0- 1	NON-CONFERENCE	1- 1	1- 0	4- 0				
3- 0	0- 0	0- 0	HOME	1- 0	0- 0	2- 0				
1- 2	0- 0	0- 1	AWAY	0- 1	0- 0	1- 0				
3- 1	1- 1	0- 0	NEUTRAL	0- 0	1- 0	1- 0				
11- 1	0- 0	1- 0	CONFERENCE	2- 1	3- 0	5- 0				
6- 0	0- 0	1- 0	HOME	1- 0	1- 0	3- 0				
5- 1	0- 0	0- 0	AWAY	1- 1	2- 0	2- 0				
0- 0	0- 0	0- 0	NEUTRAL	0- 0	0- 0	0- 0				

RPI 1-25				RPI 26-50				RPI 51-100				RPI 101+			
RPI	S	Opponent	Score	RPI	S	Opponent	Score	RPI	S	Opponent	Score	RPI	S	Opponent	Score
17	N	Texas A&M	72 64	30	A	Oklahoma	47 73	61	A	Colorado St.	55 61	118	A	San Francisco	66 57
24	N	Georgia	58 66	42	H	St. Mary's (CA)	65 59	66	A	Santa Clara	68 63	138	N	Penn St.	63 51
								70	A	San Diego	65 78	142	A	Pacific	67 57
								71	H	Utah	73 59	142	H	Pacific	79 62
								89	H	Gonzaga	58 54	154	N	Hawaii	67 56
												173	A	Weber St.	68 51
												222	H	Utah Valley	78 62
												225	H	Utah St.	81 69
												248	A	Loyola Marymount	82 75
												248	H	Loyola Marymount	75 61
												265	A	Pepperdine	77 66
												265	H	Pepperdine	69 64
												271	H	Portland	78 66
LAST 12 Division I GAMES:															
142	A	Pacific	67 57	89	H	Gonzaga	58 54	118	A	San Francisco	66 57	66	A	Santa Clara	68 63
265	A	Pepperdine	77 66	42	H	St. Mary's (CA)	65 59	70	A	San Diego	65 78	142	H	Pacific	79 62
248	A	Loyola Marymount	82 75	71	H	Utah	73 59								
265	H	Pepperdine	69 64												
248	H	Loyola Marymount	75 61												
271	H	Portland	78 66												

Non-Div I Games: BYU-Hawaii 85 40

BYU

■ Loss,
 ■ Non-Conf, S Site,
 ■ Home
 ■ Away
 N Neutral

Average RPI Win:	178	WON-LOST	WINNING	LAST 10	STRENGTH OF	OPP. STRENGTH	TEAM	ADJ.	CONF.	ADJ CONF.
Average RPI Loss:	41	RECORD	PCT. RANK	GAMES	SCHEDULE	OF SCHEDULE	RPI	RPI	RPI	RPI
DIV. I ONLY	14- 5	53	8- 2	93	94	58	58	12	12	
DIV. I NON-CONF.	7- 3	91	2- 1	197	66	90	90	13	13	
TOTALS	RPI 1-25	RPI 26-50	W-L RECORDS	RPI 51-100	RPI 101-150	RPI 150+				
14- 5	0- 1	0- 3	OVERALL	2- 1	5- 0	7- 0				
9- 1	0- 0	0- 1	HOME	2- 0	4- 0	3- 0				
4- 3	0- 0	0- 1	AWAY	0- 0	1- 0	3- 0				
1- 1	0- 1	0- 0	NEUTRAL	0- 0	0- 0	1- 0				
7- 3	0- 1	0- 1	NON-CONFERENCE	2- 1	0- 0	5- 0				
4- 0	0- 0	0- 0	HOME	2- 0	0- 0	2- 0				
2- 2	0- 0	0- 1	AWAY	0- 1	0- 0	2- 0				
1- 1	0- 1	0- 0	NEUTRAL	0- 0	0- 0	1- 0				
7- 2	0- 0	0- 2	CONFERENCE	0- 0	5- 0	2- 0				
5- 1	0- 0	0- 1	HOME	0- 0	4- 0	1- 0				
2- 1	0- 0	0- 1	AWAY	0- 0	1- 0	1- 0				
0- 0	0- 0	0- 0	NEUTRAL	0- 0	0- 0	0- 0				

RPI 1-25				RPI 26-50				RPI 51-100				Team's RPI: 58	RPI 101+			
RPI	S	Opponent	Score	RPI	S	Opponent	Score	RPI	S	Opponent	Score		RPI	S	Opponent	Score
22	N	Florida	79 85	32	A	Ohio	48 73	54	H	Western Ky.	74 60		108	H	Akron	78 71
				32	H	Ohio	67 68	85	A	Charlotte	66 72		109	H	Toledo	75 69
				36	A	Purdue	63 73	86	H	Saint Louis	79 70		119	A	Western Mich.	77 53
													122	H	Eastern Mich.	76 54
													125	H	Buffalo	68 63
													172	H	Butler	58 50
													224	N	Massachusetts	81 54
													235	A	Bowling Green	67 56
													245	H	Miami (OH)	66 41
													255	H	Austin Peay	72 44
													306	A	Evansville	73 53
													335	A	Lipscomb	72 60
LAST 12 Division I GAMES:																
				108	H	Akron	78 71						245	H	Miami (OH)	66 41
				32	H	Ohio	67 68						32	A	Ohio	48 73
				119	A	Western Mich.	77 53						109	H	Toledo	75 69
				122	H	Eastern Mich.	76 54						86	H	Saint Louis	79 70
				235	A	Bowling Green	67 56						306	A	Evansville	73 53
				125	H	Buffalo	68 63						36	A	Purdue	63 73

Non-Div I Games: Ohio Valley 94 45

Ball St.

■ Loss,
 ■ Non-Conf, S Site,
 ■ Home
 ■ Away
 N Neutral

Average RPI Win:	105	WON-LOST	WINNING	LAST 10	STRENGTH OF	OPP. STRENGTH	TEAM	ADJ.	CONF.	ADJ CONF.
Average RPI Loss:	15	RECORD	PCT. RANK	GAMES	SCHEDULE	OF SCHEDULE	RPI	RPI	RPI	RPI
DIV. I ONLY	22- 1	3	9- 1	16	32	3	3	3	3	3
DIV. I NON-CONF.	13- 0	1	2- 0	45	65	4	4	3	3	3
TOTALS	RPI 1-25	RPI 26-50	W-L RECORDS	RPI 51-100	RPI 101-150	RPI 150+				
22- 1	2- 1	7- 0	OVERALL	3- 0	2- 0	8- 0				
14- 0	0- 0	5- 0	HOME	1- 0	2- 0	6- 0				
4- 1	1- 1	1- 0	AWAY	1- 0	0- 0	1- 0				
4- 0	1- 0	1- 0	NEUTRAL	1- 0	0- 0	1- 0				
13- 0	1- 0	3- 0	NON-CONFERENCE	1- 0	1- 0	7- 0				
9- 0	0- 0	2- 0	HOME	0- 0	1- 0	6- 0				
0- 0	0- 0	0- 0	AWAY	0- 0	0- 0	0- 0				
4- 0	1- 0	1- 0	NEUTRAL	1- 0	0- 0	1- 0				
9- 1	1- 1	4- 0	CONFERENCE	2- 0	1- 0	1- 0				
5- 0	0- 0	3- 0	HOME	1- 0	1- 0	0- 0				
4- 1	1- 1	1- 0	AWAY	1- 0	0- 0	1- 0				
0- 0	0- 0	0- 0	NEUTRAL	0- 0	0- 0	0- 0				

RPI	S	Opponent	Score	RPI	S	Opponent	Score	RPI	S	Opponent	Score	RPI	S	Opponent	Score
9	A	Texas	80 67	26	H	DePaul	86 72	65	N	James Madison	77 63	127	H	Texas Tech	69 43
15	A	Oklahoma St.	45 52	30	H	Oklahoma	78 68	91	H	TCU	72 55	134	H	Southern Miss.	97 42
19	N	Michigan St.	84 76	39	A	West Virginia	71 61	92	A	Iowa St.	77 61	152	H	McNeese St.	105 46
				39	H	West Virginia	69 64					159	H	Texas-Arlington	62 20
				40	H	South Fla.	66 63					161	H	Oral Roberts	97 39
				44	N	Miami (FL)	88 81					177	H	Northwestern St.	86 44
				49	H	Kansas St.	87 52					201	A	Kansas	58 40
LAST 12 Division I GAMES:															
				49	H	Kansas St.	87 52	91	H	TCU	72 55				
				39	A	West Virginia	71 61	201	A	Kansas	58 40				
				127	H	Texas Tech	69 43	30	H	Oklahoma	78 68				
				92	A	Iowa St.	77 61	15	A	Oklahoma St.	45 52				
				9	A	Texas	80 67	65	N	James Madison	77 63				
				39	H	West Virginia	69 64	44	N	Miami (FL)	88 81				

Non-Div I Games:

Baylor

Average RPI Win:	268	WON-LOST	WINNING	LAST 10	STRENGTH OF	OPP. STRENGTH	TEAM	ADJ.	CONF.	ADJ CONF.
Average RPI Loss:	82	RECORD	PCT. RANK	GAMES	SCHEDULE	OF SCHEDULE	RPI	RPI	RPI	RPI
DIV. I ONLY	13- 7	93	7- 3	267	210	122	122	24	24	
DIV. I NON-CONF.	6- 5	146	0- 3	137	143	100	100	23	23	
TOTALS	RPI 1-25	RPI 26-50	W-L RECORDS	RPI 51-100	RPI 101-150	RPI 150+				
13- 7	0- 2	0- 0	OVERALL	0- 2	1- 2	12- 1				
8- 0	0- 0	0- 0	HOME	0- 0	0- 0	8- 0				
5- 7	0- 2	0- 0	AWAY	0- 2	1- 2	4- 1				
0- 0	0- 0	0- 0	NEUTRAL	0- 0	0- 0	0- 0				
6- 5	0- 2	0- 0	NON-CONFERENCE	0- 2	1- 1	5- 0				
3- 0	0- 0	0- 0	HOME	0- 0	0- 0	3- 0				
3- 5	0- 2	0- 0	AWAY	0- 2	1- 1	2- 0				
0- 0	0- 0	0- 0	NEUTRAL	0- 0	0- 0	0- 0				
7- 2	0- 0	0- 0	CONFERENCE	0- 0	0- 1	7- 1				
5- 0	0- 0	0- 0	HOME	0- 0	0- 0	5- 0				
2- 2	0- 0	0- 0	AWAY	0- 0	0- 1	2- 1				
0- 0	0- 0	0- 0	NEUTRAL	0- 0	0- 0	0- 0				

RPI 1-25				RPI 26-50				RPI 51-100				RPI 101+ Team's RPI: 122			
RPI	S	Opponent	Score	RPI	S	Opponent	Score	RPI	S	Opponent	Score	RPI	S	Opponent	Score
6	A	Ohio St.	56 84					54	A	Western Ky.	65 80	114	A	IUPUI	59 62
23	A	Green Bay	62 66					56	A	Chattanooga	53 62	132	A	Wake Forest	78 64
												144	A	SIUE	60 73
												178	A	Southeast Mo. St.	74 81
												183	H	UAB	63 62
												206	H	Troy	102 93
												249	H	Tennessee St.	80 65
												255	H	Austin Peay	88 82
												277	A	Tennessee Tech	80 79
												280	A	Jacksonville St.	44 32
												288	H	Morehead St.	99 71
												292	H	Murray St.	87 61
												307	H	Cleveland St.	76 58
												335	A	Lipscomb	90 68
												342	H	Eastern Ill.	89 61
												344	A	Alabama A&M	78 28
LAST 12 Division I GAMES:															
288	H	Morehead St.	99 71	342	H	Eastern Ill.	89 61	144	A	SIUE	60 73				
277	A	Tennessee Tech	80 79	178	A	Southeast Mo. St.	74 81	54	A	Western Ky.	65 80				
249	H	Tennessee St.	80 65	23	A	Green Bay	62 66	114	A	IUPUI	59 62				
280	A	Jacksonville St.	44 32												
255	H	Austin Peay	88 82												
292	H	Murray St.	87 61												

Non-Div I Games: Young Harris 80 31 Trevecca Nazarene 86 59

Belmont

Loss, Non-Conf, S Site, H Home A Away N Neutral

Average RPI Win:	296	WON-LOST	WINNING	LAST 10	STRENGTH OF	OPP. STRENGTH	TEAM	ADJ.	CONF.	ADJ CONF.
Average RPI Loss:	182	RECORD	PCT. RANK	GAMES	SCHEDULE	OF SCHEDULE	RPI	RPI	RPI	RPI
DIV. I ONLY	11- 9	144	7- 3	337	323	258	258	30	30	
DIV. I NON-CONF.	4- 7	222	2- 2	265	323	262	262	30	30	
TOTALS	RPI 1-25	RPI 26-50	W-L RECORDS	RPI 51-100	RPI 101-150	RPI 150+				
11- 9	0- 0	0- 1	OVERALL	0- 0	0- 1	11- 7				
5- 3	0- 0	0- 0	HOME	0- 0	0- 0	5- 3				
4- 4	0- 0	0- 0	AWAY	0- 0	0- 0	4- 0				
2- 2	0- 0	0- 0	NEUTRAL	0- 0	0- 0	2- 2				
4- 7	0- 0	0- 1	NON-CONFERENCE	0- 0	0- 1	4- 5				
0- 3	0- 0	0- 0	HOME	0- 0	0- 0	0- 3				
2- 2	0- 0	0- 1	AWAY	0- 0	0- 1	2- 0				
2- 2	0- 0	0- 0	NEUTRAL	0- 0	0- 0	2- 2				
7- 2	0- 0	0- 0	CONFERENCE	0- 0	0- 0	7- 2				
5- 0	0- 0	0- 0	HOME	0- 0	0- 0	5- 0				
2- 2	0- 0	0- 0	AWAY	0- 0	0- 0	2- 2				
0- 0	0- 0	0- 0	NEUTRAL	0- 0	0- 0	0- 0				

RPI 1-25			RPI 26-50			RPI 51-100			RPI 101+			Team's RPI: 258
RPI	S	Opponent	Score	RPI	S	Opponent	Score	RPI	S	Opponent	Score	
				44	A	Miami (FL)	47 55					
								145	A	Fla. Atlantic	60 82	
								156	A	Hampton	45 60	
								158	H	Brown	61 68	
								164	H	Jacksonville	53 63	
								197	H	Stetson	38 62	
								229	N	Western Ill.	59 75	
								232	H	Coppin St.	69 56	
								243	H	Morgan St.	63 48	
								254	N	Georgia St.	61 68	
								279	N	Ga. Southern	65 49	
								294	H	Savannah St.	50 44	
								295	A	UMES	71 76	
								296	A	Western Caro.	66 59	
								302	A	North Florida	53 49	
								304	H	Florida A&M	67 60	
								312	H	South Carolina St.	65 50	
								320	A	Howard	81 77	
								326	N	LIU Brooklyn	68 55	
								349	A	Norfolk St.	53 45	
LAST 12 Division I GAMES:												
294	H	Savannah St.	50 44	349	A	Norfolk St.	53 45					
304	H	Florida A&M	67 60	156	A	Hampton	45 60					
320	A	Howard	81 77	326	N	LIU Brooklyn	68 55					
295	A	UMES	71 76	145	A	Fla. Atlantic	60 82					
243	H	Morgan St.	63 48	279	N	Ga. Southern	65 49					
232	H	Coppin St.	69 56	254	N	Georgia St.	61 68					

Non-Div I Games: Warner 100 28 Edward Waters 67 48

Bethune-Cookman

Loss, Non-Conf, S Site, H Home A Away N Neutral

Binghamton

Through Games Of Feb. 4, 2016

Average RPI Win:	261	WON-LOST	WINNING	LAST 10	STRENGTH OF	OPP. STRENGTH	TEAM	ADJ.	CONF.	ADJ CONF.
Average RPI Loss:	148	RECORD	PCT. RANK	GAMES	SCHEDULE	OF SCHEDULE	RPI	RPI	RPI	RPI
DIV. I ONLY	7- 12	242	5- 4	165	280	214	214	15	15	
DIV. I NON-CONF.	2- 8	290	0- 1	213	317	299	299	18	18	
TOTALS	RPI 1-25	RPI 26-50	W-L RECORDS	RPI 51-100	RPI 101-150	RPI 150+				
7- 12	0- 0	0- 1	OVERALL	0- 2	1- 3	6- 6				
4- 2	0- 0	0- 1	HOME	0- 1	1- 0	3- 0				
3- 10	0- 0	0- 0	AWAY	0- 1	0- 3	3- 6				
0- 0	0- 0	0- 0	NEUTRAL	0- 0	0- 0	0- 0				
2- 8	0- 0	0- 0	NON-CONFERENCE	0- 1	0- 2	2- 5				
2- 0	0- 0	0- 0	HOME	0- 0	0- 0	2- 0				
0- 8	0- 0	0- 0	AWAY	0- 1	0- 2	0- 5				
0- 0	0- 0	0- 0	NEUTRAL	0- 0	0- 0	0- 0				
5- 4	0- 0	0- 1	CONFERENCE	0- 1	1- 1	4- 1				
2- 2	0- 0	0- 1	HOME	0- 1	1- 0	1- 0				
3- 2	0- 0	0- 0	AWAY	0- 0	0- 1	3- 1				
0- 0	0- 0	0- 0	NEUTRAL	0- 0	0- 0	0- 0				

RPI S	Opponent	Score	RPI S	Opponent	Score	RPI S	Opponent	Score	RPI S	Opponent	Score	Team's RPI: 214
			45	H Albany (NY)	47 59	73	A Michigan	62 90	103	A Bucknell	46 76	
						93	H Maine	38 52	110	A Stony Brook	58 64	
									110	H Stony Brook	54 47	
									133	A Xavier	55 64	
									158	A Brown	65 67	
									182	A Cornell	57 64	
									185	A UMBC	51 62	
									200	A Canisius	50 80	
									218	A Hartford	53 47	
									233	A Columbia	64 71	
									260	A Sacred Heart	60 69	
									266	H New Hampshire	51 50	
									276	A Vermont	57 53	
									299	H Colgate	63 56	
									323	A UMass Lowell	75 70	
									337	H NJIT	54 50	
LAST 12 Division I GAMES:												
			110	H Stony Brook	54 47	218	A Hartford	53 47				
			93	H Maine	38 52	266	H New Hampshire	51 50				
			185	A UMBC	51 62	110	A Stony Brook	58 64				
			323	A UMass Lowell	75 70	182	A Cornell	57 64				
			276	A Vermont	57 53	260	A Sacred Heart	60 69				
			45	H Albany (NY)	47 59	233	A Columbia	64 71				

Non-Div I Games: Cedar Crest 74 18 Misericordia 73 44 Nyack 65 33

Binghamton

Loss, Non-Conf, S Site, H Home A Away N Neutral

Average RPI Win: 223	WON-LOST	WINNING	LAST 10	STRENGTH OF	OPP. STRENGTH	TEAM	ADJ.	CONF.	ADJ CONF.
Average RPI Loss: 119	RECORD	PCT. RANK	GAMES	SCHEDULE	OF SCHEDULE	RPI	RPI	RPI	RPI
DIV. I ONLY	13- 6	75	8- 2	190	197	111	111	20	20
DIV. I NON-CONF.	5- 4	138	2- 0	233	144	181	181	21	21
TOTALS	RPI 1-25	RPI 26-50	W-L RECORDS	RPI 51-100	RPI 101-150	RPI 150+			
13- 6	0- 0	0- 0	OVERALL	0- 3	0- 1	13- 2			
5- 3	0- 0	0- 0	HOME	0- 1	0- 0	5- 2			
7- 2	0- 0	0- 0	AWAY	0- 1	0- 1	7- 0			
1- 1	0- 0	0- 0	NEUTRAL	0- 1	0- 0	1- 0			
5- 4	0- 0	0- 0	NON-CONFERENCE	0- 2	0- 0	5- 2			
1- 3	0- 0	0- 0	HOME	0- 1	0- 0	1- 2			
3- 0	0- 0	0- 0	AWAY	0- 0	0- 0	3- 0			
1- 1	0- 0	0- 0	NEUTRAL	0- 1	0- 0	1- 0			
8- 2	0- 0	0- 0	CONFERENCE	0- 1	0- 1	8- 0			
4- 0	0- 0	0- 0	HOME	0- 0	0- 0	4- 0			
4- 2	0- 0	0- 0	AWAY	0- 1	0- 1	4- 0			
0- 0	0- 0	0- 0	NEUTRAL	0- 0	0- 0	0- 0			

RPI 1-25			RPI 26-50			RPI 51-100			RPI 101+ Team's RPI: 111		
RPI	S	Opponent	Score	RPI	S	Opponent	Score	RPI	S	Opponent	Score
						55 H Washington St.	52 57	140 A Fresno St.		57 62	
						61 A Colorado St.	64 68	162 H Col. of Charleston	61	38	
						62 N Auburn	53 55	169 A New Mexico	81	60	
								171 H UNLV	75	56	
								176 H Idaho St.	77	80	
								180 A Eastern Wash.	84	79	
								197 N Stetson	71	65	
								220 A San Jose St.	78	75	
								222 H Utah Valley	70	72	
								225 A Utah St.	63	58	
								225 H Utah St.	84	78	
								236 A Seattle	84	66	
								246 H Wyoming	58	49	
								271 A Portland	89	49	
								275 A San Diego St.	75	45	
								319 H Nevada	66	58	
LAST 12 Division I GAMES:											
225	A	Utah St.	63	58	319	H Nevada	66	58			
169	A	New Mexico	81	60	140	A Fresno St.	57	62			
171	H	UNLV	75	56	225	H Utah St.	84	78			
246	H	Wyoming	58	49	61	A Colorado St.	64	68			
220	A	San Jose St.	78	75	180	A Eastern Wash.	84	79			
275	A	San Diego St.	75	45	236	A Seattle	84	66			

Non-Div I Games: Concordia Portland 84 77 Cal St. L.A. 58 44

Boise St.

Loss, Non-Conf, S Site, H Home A Away N Neutral

Division College				Through Games of Feb. 17, 1918						
Average RPI Win:	193	WON-LOST	WINNING	LAST 10	STRENGTH OF	OPP. STRENGTH	TEAM	ADJ.	CONF.	ADJ CONF.
Average RPI Loss:	51	RECORD	PCT. RANK	GAMES	SCHEDULE	OF SCHEDULE	RPI	RPI	RPI	RPI
DIV. I ONLY	13- 9	123	2- 8	78	62	90	90	5	5	
DIV. I NON-CONF.	12- 1	10	3- 0	249	132	59	59	5	5	

TOTALS	RPI 1-25	RPI 26-50		W-L RECORDS		RPI 51-100	RPI 101-150	RPI 150+		
13- 9	0- 2	1- 4		OVERALL		3- 2	1- 1	8- 0		
8- 3	0- 1	0- 1		HOME		2- 0	1- 1	5- 0		
4- 5	0- 1	1- 2		AWAY		0- 2	0- 0	3- 0		
1- 1	0- 0	0- 1		NEUTRAL		1- 0	0- 0	0- 0		
12- 1	0- 0	1- 1		NON-CONFERENCE		3- 0	0- 0	8- 0		
7- 0	0- 0	0- 0		HOME		2- 0	0- 0	5- 0		
4- 0	0- 0	1- 0		AWAY		0- 0	0- 0	3- 0		
1- 1	0- 0	0- 1		NEUTRAL		1- 0	0- 0	0- 0		
1- 8	0- 2	0- 3		CONFERENCE		0- 2	1- 1	0- 0		
1- 3	0- 1	0- 1		HOME		0- 0	1- 1	0- 0		
0- 5	0- 1	0- 2		AWAY		0- 2	0- 0	0- 0		
0- 0	0- 0	0- 0		NEUTRAL		0- 0	0- 0	0- 0		

RPI S	Opponent	Score	RPI S	Opponent	Score	RPI S	Opponent	Score	RPI S	Opponent	Score
1	H Notre Dame	50 63	28	A Syracuse	61 62	71	N Utah	76 51	132	H Wake Forest	59 65
11	A Florida St.	42 75	30	N Oklahoma	61 76	78	A Georgia Tech	56 62	146	H Pittsburgh	54 43
			36	A Purdue	58 56	93	H Maine	55 48	199	A Northeastern	71 45
			38	A Duke	51 71	98	A Virginia Tech	33 58	208	H Bryant	74 59
			44	H Miami (FL)	62 67	100	H Yale	73 60	218	H Hartford	62 28
									234	A Providence	67 41
									266	H New Hampshire	71 51
									272	H Holy Cross	60 51
									323	H UMass Lowell	66 55
									346	A Boston U.	58 37
LAST 12 Division I GAMES:											
44	H Miami (FL)	62 67	1	H Notre Dame	50 63						
78	A Georgia Tech	56 62	100	H Yale	73 60						
28	A Syracuse	61 62	11	A Florida St.	42 75						
132	H Wake Forest	59 65	98	A Virginia Tech	33 58						
146	H Pittsburgh	54 43	208	H Bryant	74 59						
38	A Duke	51 71	199	A Northeastern	71 45						

Non-Div I Games:

Boston College

■ Loss,
 ■ Non-Conf,
 ■ S Site,
 ■ H Home
 ■ A Away
 N Neutral

Average RPI Win: 260	WON-LOST	WINNING	LAST 10	STRENGTH OF	OPP. STRENGTH	TEAM	ADJ.	CONF.	ADJ CONF.
Average RPI Loss: 219	RECORD	PCT. RANK	GAMES	SCHEDULE	OF SCHEDULE	RPI	RPI	RPI	RPI
DIV. I ONLY	2- 19	342	2- 8	323	282	346	346	29	29
DIV. I NON-CONF.	0- 11	338	0- 2	317	198	349	349	29	29
TOTALS	RPI 1-25	RPI 26-50	W-L RECORDS	RPI 51-100	RPI 101-150	RPI 150+			
2- 19	0- 0	0- 1	OVERALL	0- 1	0- 2	2- 15			
2- 9	0- 0	0- 1	HOME	0- 1	0- 0	2- 7			
0- 10	0- 0	0- 0	AWAY	0- 0	0- 0	0- 3			
0- 0	0- 0	0- 0	NEUTRAL	0- 0	0- 0	0- 0			
0- 11	0- 0	0- 1	NON-CONFERENCE	0- 1	0- 1	0- 8			
0- 6	0- 0	0- 1	HOME	0- 1	0- 0	0- 4			
0- 5	0- 0	0- 0	AWAY	0- 0	0- 1	0- 4			
0- 0	0- 0	0- 0	NEUTRAL	0- 0	0- 0	0- 0			
2- 8	0- 0	0- 0	CONFERENCE	0- 0	0- 1	2- 7			
2- 3	0- 0	0- 0	HOME	0- 0	0- 0	2- 3			
0- 5	0- 0	0- 0	AWAY	0- 0	0- 1	0- 4			
0- 0	0- 0	0- 0	NEUTRAL	0- 0	0- 0	0- 0			

RPI S	Opponent	Score	RPI S	Opponent	Score	RPI S	Opponent	Score	RPI S	Opponent	Score	Team's RPI: 346
45	H Albany (NY)	43 83	90	H Boston College	37 58	103	A Bucknell	56 74				
						141	A Harvard	55 73				
						184	H Marist	54 73				
						192	H Rhode Island	41 57				
						199	H Northeastern	44 77				
						209	A Lehigh	48 72				
						209	H Lehigh	66 73				
						224	A Massachusetts	56 73				
						253	H American	63 59				
						263	A Loyola Maryland	54 63				
						266	A New Hampshire	52 69				
						267	A Navy	56 67				
						267	H Navy	51 49				
						269	A Dartmouth	52 72				
						272	H Holy Cross	41 60				
						276	H Vermont	45 60				
						299	H Colgate	63 72				
						323	A UMass Lowell	57 70				
						331	A Lafayette	56 71				
LAST 12 Division I GAMES:												
267	H Navy	51 49	331	A Lafayette	56 71							
209	A Lehigh	48 72	267	A Navy	56 67							
103	A Bucknell	56 74	209	H Lehigh	66 73							
299	H Colgate	63 72	272	H Holy Cross	41 60							
263	A Loyola Maryland	54 63	276	H Vermont	45 60							
253	H American	63 59	224	A Massachusetts	56 73							

Non-Div I Games:

Boston U.

Bowling Green

Through Games Of Feb. 4, 2016

Average RPI Win:	256	WON-LOST	WINNING	LAST 10	STRENGTH OF	OPP. STRENGTH	TEAM	ADJ.	CONF.	ADJ CONF.
Average RPI Loss:	125	RECORD	PCT. RANK	GAMES	SCHEDULE	OF SCHEDULE	RPI	RPI	RPI	RPI
DIV. I ONLY	8- 10	203	4- 6	252	161	235	235	12	12	
DIV. I NON-CONF.	4- 5	193	0- 3	327	199	285	285	13	13	
TOTALS	RPI 1-25	RPI 26-50	W-L RECORDS	RPI 51-100	RPI 101-150	RPI 150+				
8- 10	0- 0	0- 1	OVERALL	0- 3	1- 3	7- 3				
5- 4	0- 0	0- 1	HOME	0- 2	1- 1	4- 0				
2- 5	0- 0	0- 0	AWAY	0- 1	0- 2	2- 2				
1- 1	0- 0	0- 0	NEUTRAL	0- 0	0- 0	1- 1				
4- 5	0- 0	0- 0	NON-CONFERENCE	0- 2	0- 0	4- 3				
3- 1	0- 0	0- 0	HOME	0- 1	0- 0	3- 0				
0- 3	0- 0	0- 0	AWAY	0- 1	0- 0	0- 2				
1- 1	0- 0	0- 0	NEUTRAL	0- 0	0- 0	1- 1				
4- 5	0- 0	0- 1	CONFERENCE	0- 1	1- 3	3- 0				
2- 3	0- 0	0- 1	HOME	0- 1	1- 1	1- 0				
2- 2	0- 0	0- 0	AWAY	0- 0	0- 2	2- 0				
0- 0	0- 0	0- 0	NEUTRAL	0- 0	0- 0	0- 0				

RPI 1-25				RPI 26-50				RPI 51-100				RPI 101+				Team's RPI: 235	
RPI	S	Opponent	Score	RPI	S	Opponent	Score	RPI	S	Opponent	Score	RPI	S	Opponent	Score		
				32	H	Ohio	57 72	57	H	South Dakota St.	45 58	108	H	Akron	55 71		
								58	H	Ball St.	56 67	109	A	Toledo	61 75		
								87	A	Virginia	39 68	119	A	Western Mich.	45 74		
												122	H	Eastern Mich.	67 63		
												164	N	Jacksonville	72 69		
												170	N	Davidson	56 60		
												207	A	Cincinnati	51 54		
												245	A	Miami (OH)	64 58		
												264	A	Northern Ill.	58 43		
												301	H	Bradley	66 53		
												306	H	Evansville	74 56		
												307	A	Cleveland St.	48 69		
												317	H	Illinois St.	70 52		
												330	H	Kent St.	71 49		
LAST 12 Division I GAMES:																	
				109	A	Toledo	61 75	32	H	Ohio	57 72						
				122	H	Eastern Mich.	67 63	119	A	Western Mich.	45 74						
				330	H	Kent St.	71 49	245	A	Miami (OH)	64 58						
				264	A	Northern Ill.	58 43	57	H	South Dakota St.	45 58						
				58	H	Ball St.	56 67	87	A	Virginia	39 68						
				108	H	Akron	55 71	307	A	Cleveland St.	48 69						

Non-Div I Games:

Bowling Green

■ Loss,
 ■ Non-Conf,
 ■ S Site,
 ■ H Home
 ■ A Away
 N Neutral

Average RPI Win: 284	WON-LOST	WINNING	LAST 10	STRENGTH OF	OPP. STRENGTH	TEAM	ADJ.	CONF.	ADJ CONF.
Average RPI Loss: 165	RECORD	PCT. RANK	GAMES	SCHEDULE	OF SCHEDULE	RPI	RPI	RPI	RPI
DIV. I ONLY	4- 15	305	1- 9	254	216	301	301	21	21
DIV. I NON-CONF.	3- 7	248	0- 3	221	246	249	249	17	17
TOTALS	RPI 1-25	RPI 26-50	W-L RECORDS	RPI 51-100	RPI 101-150	RPI 150+			
4- 15	0- 0	0- 2	OVERALL	0- 2	0- 4	4- 7			
2- 7	0- 0	0- 1	HOME	0- 1	0- 3	2- 2			
2- 8	0- 0	0- 1	AWAY	0- 1	0- 1	2- 5			
0- 0	0- 0	0- 0	NEUTRAL	0- 0	0- 0	0- 0			
3- 7	0- 0	0- 2	NON-CONFERENCE	0- 1	0- 1	3- 3			
1- 3	0- 0	0- 1	HOME	0- 0	0- 1	1- 1			
2- 4	0- 0	0- 1	AWAY	0- 1	0- 0	2- 2			
0- 0	0- 0	0- 0	NEUTRAL	0- 0	0- 0	0- 0			
1- 8	0- 0	0- 0	CONFERENCE	0- 1	0- 3	1- 4			
1- 4	0- 0	0- 0	HOME	0- 1	0- 2	1- 1			
0- 4	0- 0	0- 0	AWAY	0- 0	0- 1	0- 3			
0- 0	0- 0	0- 0	NEUTRAL	0- 0	0- 0	0- 0			

RPI 1-25				RPI 26-50				RPI 51-100				RPI 101+				Team's RPI: 301	
RPI	S	Opponent	Score	RPI	S	Opponent	Score	RPI	S	Opponent	Score	RPI	S	Opponent	Score		
				30	H	Oklahoma	46 79	86	A	Saint Louis	58 75	104	H	Drake	64 76		
				46	A	Iowa	53 60	97	H	Missouri St.	44 55	112	H	UNI	47 55		
												119	H	Western Mich.	59 72		
												137	A	Southern Ill.	49 75		
												155	H	Loyola Chicago	54 67		
												181	A	Detroit	75 67		
												219	H	Ill.-Chicago	56 66		
												235	A	Bowling Green	53 66		
												241	A	Indiana St.	37 59		
												264	A	Northern Ill.	64 68		
												290	H	Wichita St.	50 44		
												306	A	Evansville	46 62		
												317	A	Illinois St.	49 54		
												330	H	Kent St.	68 60		
												336	A	Chicago St.	66 60		
LAST 12 Division I GAMES:																	
				112	H	UNI	47 55	306	A	Evansville	46 62						
				104	H	Drake	64 76	137	A	Southern Ill.	49 75						
				241	A	Indiana St.	37 59	155	H	Loyola Chicago	54 67						
				317	A	Illinois St.	49 54	86	A	Saint Louis	58 75						
				290	H	Wichita St.	50 44	264	A	Northern Ill.	64 68						
				97	H	Missouri St.	44 55	46	A	Iowa	53 60						

Non-Div I Games: Eureka 87 47

Bradley

■ Loss,
■ Non-Conf,
■ S Site,
■ H Home
■ A Away
N Neutral

Average RPI Win: 261	WON-LOST	WINNING	LAST 10	STRENGTH OF	OPP. STRENGTH	TEAM	ADJ.	CONF.	ADJ CONF.
Average RPI Loss: 144	RECORD	PCT. RANK	GAMES	SCHEDULE	OF SCHEDULE	RPI	RPI	RPI	RPI
DIV. I ONLY	10- 6	105	4- 5	307	217	158	158	10	10
DIV. I NON-CONF.	10- 2	33	6- 1	336	326	145	145	11	11
TOTALS	RPI 1-25	RPI 26-50	W-L RECORDS	RPI 51-100	RPI 101-150	RPI 150+			
10- 6	0- 0	0- 2	OVERALL	0- 2	0- 0	10- 2			
5- 1	0- 0	0- 0	HOME	0- 1	0- 0	5- 0			
5- 5	0- 0	0- 2	AWAY	0- 1	0- 0	5- 2			
0- 0	0- 0	0- 0	NEUTRAL	0- 0	0- 0	0- 0			
10- 2	0- 0	0- 0	NON-CONFERENCE	0- 0	0- 0	10- 2			
5- 0	0- 0	0- 0	HOME	0- 0	0- 0	5- 0			
5- 2	0- 0	0- 0	AWAY	0- 0	0- 0	5- 2			
0- 0	0- 0	0- 0	NEUTRAL	0- 0	0- 0	0- 0			
0- 4	0- 0	0- 2	CONFERENCE	0- 2	0- 0	0- 0			
0- 1	0- 0	0- 0	HOME	0- 1	0- 0	0- 0			
0- 3	0- 0	0- 2	AWAY	0- 1	0- 0	0- 0			
0- 0	0- 0	0- 0	NEUTRAL	0- 0	0- 0	0- 0			

RPI 1-25			RPI 26-50			RPI 51-100			RPI 101+			Team's RPI: 158
RPI	S	Opponent	Score	RPI	S	Opponent	Score	RPI	S	Opponent	Score	
				43	A	Penn	49 66	100	A	Yale	54 81	192 H Rhode Island 67 63
				50	A	Princeton	53 72	100	H	Yale	39 48	208 A Bryant 84 67
												214 H Binghamton 67 65
												234 H Providence 57 47
												243 H Morgan St. 72 45
												247 A Manhattan 56 80
												258 A Bethune-Cookman 68 61
												276 H Vermont 71 54
												314 A Fairleigh Dickinson 63 48
												324 A Saint Peter's 67 79
												330 A Kent St. 62 57
												337 A NJIT 74 49
LAST 12 Division I GAMES:												
				43	A	Penn	49 66	314	A	Fairleigh Dickinson	63 48	
				50	A	Princeton	53 72	330	A	Kent St.	62 57	
				100	H	Yale	39 48	208	A	Bryant	84 67	
				100	A	Yale	54 81	214	H	Binghamton	67 65	
				337	A	NJIT	74 49	192	H	Rhode Island	67 63	
				324	A	Saint Peter's	67 79	247	A	Manhattan	56 80	

Non-Div I Games: Mount Ida 114 28 Rhode Island Col. 90 35

Brown

■ Loss, ■ Non-Conf, ■ S Site, ■ H Home ■ A Away N Neutral

Average RPI Win:	295	WON-LOST	WINNING	LAST 10	STRENGTH OF	OPP. STRENGTH	TEAM	ADJ.	CONF.	ADJ CONF.
Average RPI Loss:	159	RECORD	PCT. RANK	GAMES	SCHEDULE	OF SCHEDULE	RPI	RPI	RPI	RPI
DIV. I ONLY	13- 8	107	10- 0	326	328	208	208	31	31	
DIV. I NON-CONF.	3- 8	258	1- 1	279	217	296	296	32	32	
TOTALS	RPI 1-25	RPI 26-50	W-L RECORDS	RPI 51-100	RPI 101-150	RPI 150+				
13- 8	0- 1	0- 0	OVERALL	0- 2	0- 0	13- 5				
6- 3	0- 0	0- 0	HOME	0- 0	0- 0	6- 3				
7- 5	0- 1	0- 0	AWAY	0- 2	0- 0	7- 2				
0- 0	0- 0	0- 0	NEUTRAL	0- 0	0- 0	0- 0				
3- 8	0- 1	0- 0	NON-CONFERENCE	0- 2	0- 0	3- 5				
2- 3	0- 0	0- 0	HOME	0- 0	0- 0	2- 3				
1- 5	0- 1	0- 0	AWAY	0- 2	0- 0	1- 2				
0- 0	0- 0	0- 0	NEUTRAL	0- 0	0- 0	0- 0				
10- 0	0- 0	0- 0	CONFERENCE	0- 0	0- 0	10- 0				
4- 0	0- 0	0- 0	HOME	0- 0	0- 0	4- 0				
6- 0	0- 0	0- 0	AWAY	0- 0	0- 0	6- 0				
0- 0	0- 0	0- 0	NEUTRAL	0- 0	0- 0	0- 0				

RPI 1-25				RPI 26-50				RPI 51-100				RPI 101+ Team's RPI: 208			
RPI	S	Opponent	Score	RPI	S	Opponent	Score	RPI	S	Opponent	Score	RPI	S	Opponent	Score
18	A	Seton Hall	57 93					90	A	Boston College	59 74	158	H	Brown	67 84
								93	A	Maine	38 76	182	H	Cornell	62 70
												205	H	Robert Morris	71 65
												224	H	Massachusetts	69 86
												234	A	Providence	78 88
												260	A	Sacred Heart	61 59
												266	H	New Hampshire	55 42
												272	A	Holy Cross	64 65
												274	H	Saint Francis (PA)	84 72
												276	H	Vermont	68 52
												285	A	Central Conn. St.	65 53
												285	H	Central Conn. St.	70 56
												314	A	Fairleigh Dickinson	70 41
												323	A	UMass Lowell	83 64
												326	H	LIU Brooklyn	63 55
												338	A	Wagner	82 71
												339	A	Mt. St. Mary's	70 59
												345	A	St. Francis Brooklyn	70 42
LAST 12 Division I GAMES:															
285	A	Central Conn. St.	65 53	339	A	Mt. St. Mary's	70 59								
260	A	Sacred Heart	61 59	338	A	Wagner	82 71								
274	H	Saint Francis (PA)	84 72	314	A	Fairleigh Dickinson	70 41								
205	H	Robert Morris	71 65	285	H	Central Conn. St.	70 56								
345	A	St. Francis Brooklyn	70 42	90	A	Boston College	59 74								
326	H	LIU Brooklyn	63 55	266	H	New Hampshire	55 42								

Non-Div I Games:

Bryant

■ Loss,
 ■ Non-Conf,
 ■ S Site,
 ■ H Home
 ■ A Away
 N Neutral

Average RPI Win:	257	WON-LOST	WINNING	LAST 10	STRENGTH OF	OPP. STRENGTH	TEAM	ADJ.	CONF.	ADJ CONF.
Average RPI Loss:	135	RECORD	PCT. RANK	GAMES	SCHEDULE	OF SCHEDULE	RPI	RPI	RPI	RPI
DIV. I ONLY	15- 6	61	9- 1	203	294	103	103	29	29	
DIV. I NON-CONF.	6- 5	146	1- 1	234	280	172	172	29	29	
TOTALS	RPI 1-25	RPI 26-50	W-L RECORDS	RPI 51-100	RPI 101-150	RPI 150+				
15- 6	0- 1	0- 0	OVERALL	1- 1	0- 1	14- 3				
9- 1	0- 0	0- 0	HOME	1- 0	0- 1	8- 0				
6- 5	0- 1	0- 0	AWAY	0- 1	0- 0	6- 3				
0- 0	0- 0	0- 0	NEUTRAL	0- 0	0- 0	0- 0				
6- 5	0- 1	0- 0	NON-CONFERENCE	0- 0	0- 1	6- 3				
4- 1	0- 0	0- 0	HOME	0- 0	0- 1	4- 0				
2- 4	0- 1	0- 0	AWAY	0- 0	0- 0	2- 3				
0- 0	0- 0	0- 0	NEUTRAL	0- 0	0- 0	0- 0				
9- 1	0- 0	0- 0	CONFERENCE	1- 1	0- 0	8- 0				
5- 0	0- 0	0- 0	HOME	1- 0	0- 0	4- 0				
4- 1	0- 0	0- 0	AWAY	0- 1	0- 0	4- 0				
0- 0	0- 0	0- 0	NEUTRAL	0- 0	0- 0	0- 0				

RPI 1-25				RPI 26-50				RPI 51-100				RPI 101+				Team's RPI: 103	
RPI	S	Opponent	Score	RPI	S	Opponent	Score	RPI	S	Opponent	Score	RPI	S	Opponent	Score		
1	A	Notre Dame	54 85					76	A	Army West Point	63 68	106	H	Youngstown St.	47 55		
								76	H	Army West Point	79 69	185	A	UMBC	52 65		
												194	H	Delaware	80 51		
												200	A	Canisius	56 61		
												209	H	Lehigh	80 77		
												214	H	Binghamton	76 46		
												243	A	Morgan St.	50 64		
												247	A	Manhattan	61 56		
												253	A	American	66 60		
												253	H	American	60 54		
												263	H	Loyola Maryland	71 64		
												267	A	Navy	51 41		
												272	A	Holy Cross	58 51		
												299	A	Colgate	71 51		
												307	A	Cleveland St.	59 57		
												314	H	Fairleigh Dickinson	72 62		
												339	H	Mt. St. Mary's	71 45		
												346	H	Boston U.	74 56		
LAST 12 Division I GAMES:																	
253	H	American	60 54	272	A	Holy Cross	58 51										
76	A	Army West Point	63 68	253	A	American	66 60										
346	H	Boston U.	74 56	76	H	Army West Point	79 69										
263	H	Loyola Maryland	71 64	267	A	Navy	51 41										
299	A	Colgate	71 51	243	A	Morgan St.	50 64										
209	H	Lehigh	80 77	194	H	Delaware	80 51										

Non-Div I Games:

Bucknell

■ Loss,
 ■ Non-Conf, S Site,
 ■ Home
 ■ Away
 N Neutral

Average RPI Win:	220	WON-LOST	WINNING	LAST 10	STRENGTH OF	OPP. STRENGTH	TEAM	ADJ.	CONF.	ADJ CONF.
Average RPI Loss:	116	RECORD	PCT. RANK	GAMES	SCHEDULE	OF SCHEDULE	RPI	RPI	RPI	RPI
DIV. I ONLY	11- 9	144	4- 6	142	179	125	125	12	12	
DIV. I NON-CONF.	8- 3	77	2- 1	195	240	93	93	13	13	
TOTALS	RPI 1-25	RPI 26-50	W-L RECORDS	RPI 51-100	RPI 101-150	RPI 150+				
11- 9	0- 1	1- 1	OVERALL	1- 2	0- 3	9- 2				
5- 3	0- 1	1- 0	HOME	1- 0	0- 2	3- 0				
5- 6	0- 0	0- 1	AWAY	0- 2	0- 1	5- 2				
1- 0	0- 0	0- 0	NEUTRAL	0- 0	0- 0	1- 0				
8- 3	0- 1	0- 1	NON-CONFERENCE	0- 1	0- 0	8- 0				
3- 1	0- 1	0- 0	HOME	0- 0	0- 0	3- 0				
4- 2	0- 0	0- 1	AWAY	0- 1	0- 0	4- 0				
1- 0	0- 0	0- 0	NEUTRAL	0- 0	0- 0	1- 0				
3- 6	0- 0	1- 0	CONFERENCE	1- 1	0- 3	1- 2				
2- 2	0- 0	1- 0	HOME	1- 0	0- 2	0- 0				
1- 4	0- 0	0- 0	AWAY	0- 1	0- 1	1- 2				
0- 0	0- 0	0- 0	NEUTRAL	0- 0	0- 0	0- 0				

RPI 1-25				RPI 26-50				RPI 51-100				RPI 101+ Team's RPI: 125			
RPI	S	Opponent	Score	RPI	S	Opponent	Score	RPI	S	Opponent	Score	RPI	S	Opponent	Score
25	H	Duquesne	62 79	32	H	Ohio	51 43	58	A	Ball St.	63 68	108	H	Akron	61 69
				33	A	St. Bonaventure	32 59	68	A	Hofstra	36 79	119	H	Western Mich.	78 92
								84	H	Central Mich.	67 61	122	A	Eastern Mich.	56 67
												182	H	Cornell	59 41
												200	H	Canisius	54 40
												224	A	Massachusetts	56 48
												242	N	Clemson	61 51
												245	A	Miami (OH)	58 69
												251	A	UCF	66 60
												260	A	Sacred Heart	66 53
												264	A	Northern Ill.	74 76
												289	A	Niagara	57 48
												326	H	LIU Brooklyn	55 38
												330	A	Kent St.	77 66
LAST 12 Division I GAMES:															
				32	H	Ohio	51 43	330	A	Kent St.	77 66				
				264	A	Northern Ill.	74 76	84	H	Central Mich.	67 61				
				245	A	Miami (OH)	58 69	122	A	Eastern Mich.	56 67				
				119	H	Western Mich.	78 92	260	A	Sacred Heart	66 53				
				108	H	Akron	61 69	289	A	Niagara	57 48				
				58	A	Ball St.	63 68	33	A	St. Bonaventure	32 59				

Non-Div I Games:

Buffalo

■ Loss,
 ■ Non-Conf, S Site,
 ■ Home
 ■ Away
 N Neutral

Average RPI Win:	180	WON-LOST	WINNING	LAST 10	STRENGTH OF	OPP. STRENGTH	TEAM	ADJ.	CONF.	ADJ CONF.
Average RPI Loss:	81	RECORD	PCT. RANK	GAMES	SCHEDULE	OF SCHEDULE	RPI	RPI	RPI	RPI
DIV. I ONLY	7- 14	257	2- 8	72	43	172	172	6	6	
DIV. I NON-CONF.	5- 6	180	1- 1	121	22	138	138	6	6	
TOTALS	RPI 1-25	RPI 26-50	W-L RECORDS	RPI 51-100	RPI 101-150	RPI 150+				
7- 14	0- 2	0- 3	OVERALL	1- 4	2- 4	4- 1				
4- 5	0- 1	0- 1	HOME	1- 2	2- 1	1- 0				
2- 9	0- 1	0- 2	AWAY	0- 2	0- 3	2- 1				
1- 0	0- 0	0- 0	NEUTRAL	0- 0	0- 0	1- 0				
5- 6	0- 1	0- 1	NON-CONFERENCE	1- 2	1- 1	3- 1				
3- 1	0- 1	0- 0	HOME	1- 0	1- 0	1- 0				
1- 5	0- 0	0- 1	AWAY	0- 2	0- 1	1- 1				
1- 0	0- 0	0- 0	NEUTRAL	0- 0	0- 0	1- 0				
2- 8	0- 1	0- 2	CONFERENCE	0- 2	1- 3	1- 0				
1- 4	0- 0	0- 1	HOME	0- 2	1- 1	0- 0				
1- 4	0- 1	0- 1	AWAY	0- 0	0- 2	1- 0				
0- 0	0- 0	0- 0	NEUTRAL	0- 0	0- 0	0- 0				

RPI S	Opponent	Score	RPI S	Opponent	Score	RPI S	Opponent	Score	RPI S	Opponent	Score	Team's RPI: 172
18 A	Seton Hall	77 98	26 H	DePaul	54 61	56 A	Chattanooga	49 60	101 H	Georgetown	82 76	
23 H	Green Bay	46 55	40 A	South Fla.	77 87	58 A	Ball St.	50 58	105 A	Wright St.	53 66	
			41 A	St. John's (NY)	41 68	60 H	Villanova	45 57	120 A	Creighton	49 77	
						77 H	Marquette	64 80	133 A	Xavier	47 55	
						91 H	TCU	65 53	133 H	Xavier	63 73	
									139 H	Arkansas	63 57	
									202 H	Valparaiso	72 53	
									234 A	Providence	77 67	
									241 A	Indiana St.	63 70	
									242 N	Clemson	54 50	
									251 A	UCF	71 63	
LAST 12 Division I GAMES:												
133 A	Xavier	47 55	234 A	Providence	77 67							
18 A	Seton Hall	77 98	133 H	Xavier	63 73							
41 A	St. John's (NY)	41 68	101 H	Georgetown	82 76							
77 H	Marquette	64 80	60 H	Villanova	45 57							
26 H	DePaul	54 61	241 A	Indiana St.	63 70							
120 A	Creighton	49 77	139 H	Arkansas	63 57							

Non-Div I Games:

Butler

■ Loss,
 ■ Non-Conf,
 S Site,
 ■ Home
 ■ Away
 N Neutral

CSU Bakersfield

Through Games Of Feb. 4, 2016

Average RPI Win:	262	WON-LOST	WINNING	LAST 10	STRENGTH OF	OPP. STRENGTH	TEAM	ADJ.	CONF.	ADJ CONF.
Average RPI Loss:	128	RECORD	PCT. RANK	GAMES	SCHEDULE	OF SCHEDULE	RPI	RPI	RPI	RPI
DIV. I ONLY	7- 16	270	5- 5	155	142	257	257	25	25	
DIV. I NON-CONF.	3- 12	290	2- 2	84	36	244	244	25	25	
TOTALS	RPI 1-25	RPI 26-50	W-L RECORDS	RPI 51-100	RPI 101-150	RPI 150+				
7- 16	0- 5	0- 0	OVERALL	0- 1	0- 3	7- 7				
6- 5	0- 0	0- 0	HOME	0- 0	0- 1	6- 4				
1- 9	0- 3	0- 0	AWAY	0- 1	0- 2	1- 3				
0- 2	0- 2	0- 0	NEUTRAL	0- 0	0- 0	0- 0				
3- 12	0- 5	0- 0	NON-CONFERENCE	0- 1	0- 2	3- 4				
3- 3	0- 0	0- 0	HOME	0- 0	0- 1	3- 2				
0- 7	0- 3	0- 0	AWAY	0- 1	0- 1	0- 2				
0- 2	0- 2	0- 0	NEUTRAL	0- 0	0- 0	0- 0				
4- 4	0- 0	0- 0	CONFERENCE	0- 0	0- 1	4- 3				
3- 2	0- 0	0- 0	HOME	0- 0	0- 0	3- 2				
1- 2	0- 0	0- 0	AWAY	0- 0	0- 1	1- 1				
0- 0	0- 0	0- 0	NEUTRAL	0- 0	0- 0	0- 0				

RPI 1-25				RPI 26-50				RPI 51-100				RPI 101+ Team's RPI: 257			
RPI	S	Opponent	Score	RPI	S	Opponent	Score	RPI	S	Opponent	Score	RPI	S	Opponent	Score
2	N	South Carolina	71 90					64	A	UC Riverside	61 81	102	A	New Mexico St.	63 86
5	A	Stanford	41 83									140	A	Fresno St.	52 57
7	A	Oregon St.	51 75									142	H	Pacific	74 80
8	A	UCLA	68 82									154	A	Hawaii	60 74
10	N	Arizona St.	47 60									154	H	Hawaii	55 65
												193	H	Cal Poly	57 52
												198	A	UTRGV	46 60
												220	H	San Jose St.	90 88
												222	H	Utah Valley	61 54
												226	H	Grand Canyon	51 61
												236	H	Seattle	76 68
												261	A	UC Santa Barbara	60 61
												265	H	Pepperdine	73 76
												308	A	UMKC	78 68
												308	H	UMKC	40 56
												321	H	UC Irvine	65 39
												336	H	Chicago St.	76 43
LAST 12 Division I GAMES:															
308	A	UMKC	78 68	308	H	UMKC	40 56								
222	H	Utah Valley	61 54	336	H	Chicago St.	76 43								
226	H	Grand Canyon	51 61	321	H	UC Irvine	65 39								
102	A	New Mexico St.	63 86	154	H	Hawaii	55 65								
198	A	UTRGV	46 60	5	A	Stanford	41 83								
236	H	Seattle	76 68	193	H	Cal Poly	57 52								

Non-Div I Games:

CSU Bakersfield

Loss, Non-Conf, S Site, H Home A Away N Neutral

Average RPI Win:	245	WON-LOST	WINNING	LAST 10	STRENGTH OF	OPP. STRENGTH	TEAM	ADJ.	CONF.	ADJ CONF.
Average RPI Loss:	159	RECORD	PCT. RANK	GAMES	SCHEDULE	OF SCHEDULE	RPI	RPI	RPI	RPI
DIV. I ONLY	5- 17	300	3- 7	227	141	283	283	22	22	
DIV. I NON-CONF.	2- 12	311	0- 4	215	43	286	286	22	22	
TOTALS	RPI 1-25	RPI 26-50	W-L RECORDS	RPI 51-100	RPI 101-150	RPI 150+				
5- 17	0- 2	0- 1	OVERALL	0- 3	1- 2	4- 9				
3- 6	0- 1	0- 1	HOME	0- 0	1- 0	2- 4				
2- 11	0- 1	0- 0	AWAY	0- 3	0- 2	2- 5				
0- 0	0- 0	0- 0	NEUTRAL	0- 0	0- 0	0- 0				
2- 12	0- 2	0- 1	NON-CONFERENCE	0- 3	1- 1	1- 5				
1- 4	0- 1	0- 1	HOME	0- 0	1- 0	0- 2				
1- 8	0- 1	0- 0	AWAY	0- 3	0- 1	1- 3				
0- 0	0- 0	0- 0	NEUTRAL	0- 0	0- 0	0- 0				
3- 5	0- 0	0- 0	CONFERENCE	0- 0	0- 1	3- 4				
2- 2	0- 0	0- 0	HOME	0- 0	0- 0	2- 2				
1- 3	0- 0	0- 0	AWAY	0- 0	0- 1	1- 2				
0- 0	0- 0	0- 0	NEUTRAL	0- 0	0- 0	0- 0				

RPI 1-25				RPI 26-50				RPI 51-100				RPI 101+ Team's RPI: 283			
RPI	S	Opponent	Score	RPI	S	Opponent	Score	RPI	S	Opponent	Score	RPI	S	Opponent	Score
10	A	Arizona St.	46 69	42	H	St. Mary's (CA)	59 93	63	A	California	44 106	130	A	Idaho	50 106
24	H	Georgia	58 83					70	A	San Diego	64 86	138	H	Penn St.	81 73
								71	A	Utah	56 97	148	A	Long Beach St.	71 74
												154	A	Hawaii	50 77
												154	H	Hawaii	63 60
												180	A	Eastern Wash.	59 70
												193	A	Cal Poly	62 66
												195	H	UC Davis	52 75
												236	H	Seattle	56 62
												261	H	UC Santa Barbara	49 65
												271	A	Portland	68 62
												275	H	San Diego St.	65 67
												318	A	Portland St.	77 83
												321	A	UC Irvine	83 64
												328	A	Southern Utah	65 67
												341	H	Cal St. Fullerton	79 52
LAST 12 Division I GAMES:															
148	A	Long Beach St.	71 74	154	A	Hawaii	50 77								
341	H	Cal St. Fullerton	79 52	195	H	UC Davis	52 75								
321	A	UC Irvine	83 64	236	H	Seattle	56 62								
154	H	Hawaii	63 60	63	A	California	44 106								
193	A	Cal Poly	62 66	10	A	Arizona St.	46 69								
261	H	UC Santa Barbara	49 65	318	A	Portland St.	77 83								

Non-Div I Games:

CSUN

■ Loss,
 ■ Non-Conf,
 ■ S Site,
 ■ H Home
 ■ A Away
 N Neutral

Average RPI Win:	242	WON-LOST	WINNING	LAST 10	STRENGTH OF	OPP. STRENGTH	TEAM	ADJ.	CONF.	ADJ CONF.
Average RPI Loss:	132	RECORD	PCT. RANK	GAMES	SCHEDULE	OF SCHEDULE	RPI	RPI	RPI	RPI
DIV. I ONLY	10- 11	182	4- 6	191	205	193	193	22	22	
DIV. I NON-CONF.	7- 6	156	1- 3	136	152	124	124	22	22	
TOTALS	RPI 1-25	RPI 26-50	W-L RECORDS	RPI 51-100	RPI 101-150	RPI 150+				
10- 11	0- 1	0- 1	OVERALL	0- 3	2- 1	8- 5				
6- 3	0- 0	0- 0	HOME	0- 1	1- 0	5- 2				
4- 7	0- 1	0- 1	AWAY	0- 2	1- 1	3- 2				
0- 1	0- 0	0- 0	NEUTRAL	0- 0	0- 0	0- 1				
7- 6	0- 1	0- 1	NON-CONFERENCE	0- 2	2- 0	5- 2				
4- 1	0- 0	0- 0	HOME	0- 1	1- 0	3- 0				
3- 4	0- 1	0- 1	AWAY	0- 1	1- 0	2- 1				
0- 1	0- 0	0- 0	NEUTRAL	0- 0	0- 0	0- 1				
3- 5	0- 0	0- 0	CONFERENCE	0- 1	0- 1	3- 3				
2- 2	0- 0	0- 0	HOME	0- 0	0- 0	2- 2				
1- 3	0- 0	0- 0	AWAY	0- 1	0- 1	1- 1				
0- 0	0- 0	0- 0	NEUTRAL	0- 0	0- 0	0- 0				

RPI 1-25				RPI 26-50				RPI 51-100				RPI 101+ Team's RPI: 193			
RPI	S	Opponent	Score	RPI	S	Opponent	Score	RPI	S	Opponent	Score	RPI	S	Opponent	Score
7	A	Oregon St.	43 80	42	A	St. Mary's (CA)	83 87	63	A	California	57 82	118	A	San Francisco	62 61
								64	A	UC Riverside	83 93	140	H	Fresno St.	64 60
								66	H	Santa Clara	63 69	148	A	Long Beach St.	53 65
												154	H	Hawaii	58 64
												163	H	Montana St.	66 57
												195	H	UC Davis	57 75
												198	N	UTRGV	58 66
												211	H	Sacramento St.	97 72
												248	H	Loyola Marymount	70 58
												257	A	CSU Bakersfield	52 57
												261	A	UC Santa Barbara	67 78
												265	A	Pepperdine	61 47
												283	H	CSUN	66 62
												321	A	UC Irvine	72 54
												334	A	A&M-Corpus Christi	56 45
												341	H	Cal St. Fullerton	51 46
LAST 12 Division I GAMES:															
154	H	Hawaii	58 64	321	A	UC Irvine	72 54								
148	A	Long Beach St.	53 65	261	A	UC Santa Barbara	67 78								
64	A	UC Riverside	83 93	211	H	Sacramento St.	97 72								
195	H	UC Davis	57 75	7	A	Oregon St.	43 80								
283	H	CSUN	66 62	257	A	CSU Bakersfield	52 57								
341	H	Cal St. Fullerton	51 46	42	A	St. Mary's (CA)	83 87								

Non-Div I Games:

Cal Poly

■ Loss,
 ■ Non-Conf, S Site,
 ■ Home
 ■ Away
 N Neutral

Average RPI Win:	283	WON-LOST	WINNING	LAST 10	STRENGTH OF	OPP. STRENGTH	TEAM	ADJ.	CONF.	ADJ CONF.
Average RPI Loss:	214	RECORD	PCT. RANK	GAMES	SCHEDULE	OF SCHEDULE	RPI	RPI	RPI	RPI
DIV. I ONLY	2- 20	344	0- 10	275	326	341	341	22	22	
DIV. I NON-CONF.	2- 12	311	0- 4	263	336	330	330	22	22	
TOTALS	RPI 1-25	RPI 26-50	W-L RECORDS	RPI 51-100	RPI 101-150	RPI 150+				
2- 20	0- 0	0- 0	OVERALL	0- 1	0- 3	2- 16				
1- 8	0- 0	0- 0	HOME	0- 1	0- 1	1- 6				
1- 11	0- 0	0- 0	AWAY	0- 0	0- 2	1- 9				
0- 1	0- 0	0- 0	NEUTRAL	0- 0	0- 0	0- 1				
2- 12	0- 0	0- 0	NON-CONFERENCE	0- 1	0- 1	2- 10				
1- 5	0- 0	0- 0	HOME	0- 1	0- 0	1- 4				
1- 6	0- 0	0- 0	AWAY	0- 0	0- 1	1- 5				
0- 1	0- 0	0- 0	NEUTRAL	0- 0	0- 0	0- 1				
0- 8	0- 0	0- 0	CONFERENCE	0- 0	0- 2	0- 6				
0- 3	0- 0	0- 0	HOME	0- 0	0- 1	0- 2				
0- 5	0- 0	0- 0	AWAY	0- 0	0- 1	0- 4				
0- 0	0- 0	0- 0	NEUTRAL	0- 0	0- 0	0- 0				

RPI 1-25				RPI 26-50				RPI 51-100				RPI 101+				Team's RPI: 341	
RPI	S	Opponent	Score	RPI	S	Opponent	Score	RPI	S	Opponent	Score	RPI	S	Opponent	Score		
								70	H	San Diego	44 53	148	A	Long Beach St.	57 62		
												148	H	Long Beach St.	61 82		
												149	A	SMU	53 74		
												154	A	Hawaii	53 62		
												163	A	Montana St.	66 89		
												173	H	Weber St.	40 60		
												180	H	Eastern Wash.	57 68		
												182	H	Cornell	47 59		
												193	A	Cal Poly	46 51		
												216	A	Montana	51 86		
												246	H	Wyoming	56 61		
												248	A	Loyola Marymount	75 73		
												261	A	UC Santa Barbara	49 79		
												261	H	UC Santa Barbara	47 65		
												264	N	Northern Ill.	49 72		
												265	A	Pepperdine	75 81		
												275	A	San Diego St.	43 54		
												283	A	CSUN	52 79		
												318	H	Portland St.	84 69		
												321	H	UC Irvine	58 62		
												329	A	North Dakota St.	64 79		
LAST 12 Division I GAMES:																	
				261	A	UC Santa Barbara	49 79					261	H	UC Santa Barbara	47 65		
				283	A	CSUN	52 79					148	H	Long Beach St.	61 82		
				154	A	Hawaii	53 62					329	A	North Dakota St.	64 79		
				321	H	UC Irvine	58 62					182	H	Cornell	47 59		
				148	A	Long Beach St.	57 62					275	A	San Diego St.	43 54		
				193	A	Cal Poly	46 51					180	H	Eastern Wash.	57 68		

Non-Div I Games:

Cal St. Fullerton

■ Loss,
 ■ Non-Conf,
 ■ S Site,
 ■ H Home
 ■ A Away
 N Neutral

Average RPI Win:	129	WON-LOST	WINNING	LAST 10	STRENGTH OF	OPP. STRENGTH	TEAM	ADJ.	CONF.	ADJ CONF.
Average RPI Loss:	35	RECORD	PCT. RANK	GAMES	SCHEDULE	OF SCHEDULE	RPI	RPI	RPI	RPI
DIV. I ONLY	11- 11	166	2- 8	14	3	63	63	1	1	
DIV. I NON-CONF.	8- 2	51	1- 0	56	42	41	41	1	1	
TOTALS	RPI 1-25	RPI 26-50	W-L RECORDS	RPI 51-100	RPI 101-150	RPI 150+				
11- 11	2- 6	0- 2	OVERALL	3- 3	1- 0	5- 0				
8- 3	1- 1	0- 1	HOME	3- 1	0- 0	4- 0				
2- 7	1- 1	0- 0	AWAY	0- 0	0- 0	1- 0				
1- 1	0- 1	0- 0	NEUTRAL	0- 0	1- 0	0- 0				
8- 2	1- 1	0- 1	NON-CONFERENCE	2- 0	1- 0	4- 0				
5- 1	0- 0	0- 1	HOME	2- 0	0- 0	3- 0				
2- 0	1- 0	0- 0	AWAY	0- 0	0- 0	1- 0				
1- 1	0- 1	0- 0	NEUTRAL	0- 0	1- 0	0- 0				
3- 9	1- 5	0- 1	CONFERENCE	1- 3	0- 0	1- 0				
3- 2	1- 1	0- 0	HOME	1- 1	0- 0	1- 0				
0- 7	0- 4	0- 1	AWAY	0- 2	0- 0	0- 0				
0- 0	0- 0	0- 0	NEUTRAL	0- 0	0- 0	0- 0				

RPI	S	Opponent	Score	RPI	S	Opponent	Score	RPI	S	Opponent	Score	RPI	S	Opponent	Score
5	A	Stanford	46 53	27	A	Southern California	47 61	55	H	Washington St.	74 71	107	N	Liberty	77 72
7	A	Oregon St.	48 70	42	H	St. Mary's (CA)	63 64	64	H	UC Riverside	64 58	168	H	Colorado	64 35
8	A	UCLA	56 75					67	H	Nebraska	87 80	193	H	Cal Poly	82 57
8	H	UCLA	108 104					71	H	Utah	79 84	211	H	Sacramento St.	117 99
10	A	Arizona St.	49 57					80	A	Oregon	59 69	255	A	Austin Peay	67 58
12	A	Louisville	75 71					94	A	Arizona	52 57	283	H	CSUN	106 44
17	N	Texas A&M	58 75												
20	H	Washington	65 75												
LAST 12 Division I GAMES:															
5	A	Stanford	46 53	7	A	Oregon St.	48 70								
20	H	Washington	65 75	71	H	Utah	79 84								
55	H	Washington St.	74 71	168	H	Colorado	64 35								
27	A	Southern California	47 61	94	A	Arizona	52 57								
8	A	UCLA	56 75	10	A	Arizona St.	49 57								
80	A	Oregon	59 69	283	H	CSUN	106 44								

Non-Div I Games:

California

■ Loss,
 ■ Non-Conf,
 ■ S Site,
 ■ Home
 ■ A Away
 N Neutral

Average RPI Win:	311	WON-LOST	WINNING	LAST 10	STRENGTH OF	OPP. STRENGTH	TEAM	ADJ.	CONF.	ADJ CONF.
Average RPI Loss:	193	RECORD	PCT. RANK	GAMES	SCHEDULE	OF SCHEDULE	RPI	RPI	RPI	RPI
DIV. I ONLY	8- 12	233	2- 8	315	342	282	282	26	26	
DIV. I NON-CONF.	5- 3	118	1- 0	300	347	198	198	28	28	
TOTALS	RPI 1-25	RPI 26-50	W-L RECORDS	RPI 51-100	RPI 101-150	RPI 150+				
8- 12	0- 0	0- 0	OVERALL	0- 1	0- 3	8- 8				
4- 5	0- 0	0- 0	HOME	0- 0	0- 2	4- 3				
4- 6	0- 0	0- 0	AWAY	0- 1	0- 0	4- 5				
0- 1	0- 0	0- 0	NEUTRAL	0- 0	0- 1	0- 0				
5- 3	0- 0	0- 0	NON-CONFERENCE	0- 1	0- 1	5- 1				
3- 0	0- 0	0- 0	HOME	0- 0	0- 0	3- 0				
2- 2	0- 0	0- 0	AWAY	0- 1	0- 0	2- 1				
0- 1	0- 0	0- 0	NEUTRAL	0- 0	0- 1	0- 0				
3- 9	0- 0	0- 0	CONFERENCE	0- 0	0- 2	3- 7				
1- 5	0- 0	0- 0	HOME	0- 0	0- 2	1- 3				
2- 4	0- 0	0- 0	AWAY	0- 0	0- 0	2- 4				
0- 0	0- 0	0- 0	NEUTRAL	0- 0	0- 0	0- 0				

RPI 1-25			RPI 26-50			RPI 51-100			RPI 101+			Team's RPI: 282
RPI	S	Opponent	Score	RPI	S	Opponent	Score	RPI	S	Opponent	Score	
						96 A VCU	34 57	107 H Liberty			52 62	
								113 N Central Ark.			34 57	
								143 H UNC Asheville			58 72	
								153 A ETSU			55 70	
								203 H Presbyterian			45 69	
								215 A Gardner-Webb			56 68	
								215 H Gardner-Webb			35 70	
								227 A Radford			59 62	
								239 H High Point			55 69	
								278 H N.C. A&T			56 55	
								293 A Charleston So.			57 65	
								296 H Western Caro.			73 66	
								302 A North Florida			66 55	
								303 A Longwood			73 56	
								309 A Coastal Caro.			83 70	
								309 H Coastal Caro.			73 52	
								313 A Winthrop			49 50	
								339 H Mt. St. Mary's			62 53	
								348 A N.C. Central			57 48	
LAST 12 Division I GAMES:												
215 A Gardner-Webb			56 68	227 A Radford			59 62					
309 H Coastal Caro.			73 52	303 A Longwood			73 56					
293 A Charleston So.			57 65	215 H Gardner-Webb			35 70					
313 A Winthrop			49 50	143 H UNC Asheville			58 72					
203 H Presbyterian			45 69	107 H Liberty			52 62					
239 H High Point			55 69	302 A North Florida			66 55					

Non-Div I Games: UNC Pembroke

62 67

Campbell

Average RPI Win: 255	WON-LOST	WINNING	LAST 10	STRENGTH OF	OPP. STRENGTH	TEAM	ADJ.	CONF.	ADJ CONF.
Average RPI Loss: 136	RECORD	PCT. RANK	GAMES	SCHEDULE	OF SCHEDULE	RPI	RPI	RPI	RPI
DIV. I ONLY	9- 12	211	2- 8	173	241	200	200	23	23
DIV. I NON-CONF.	5- 4	138	1- 1	66	160	96	96	24	24
TOTALS	RPI 1-25	RPI 26-50	W-L RECORDS	RPI 51-100	RPI 101-150	RPI 150+			
9- 12	0- 1	0- 1	OVERALL	0- 0	1- 6	8- 4			
4- 5	0- 0	0- 1	HOME	0- 0	1- 2	3- 2			
5- 7	0- 1	0- 0	AWAY	0- 0	0- 4	5- 2			
0- 0	0- 0	0- 0	NEUTRAL	0- 0	0- 0	0- 0			
5- 4	0- 1	0- 1	NON-CONFERENCE	0- 0	1- 2	4- 0			
3- 1	0- 0	0- 1	HOME	0- 0	1- 0	2- 0			
2- 3	0- 1	0- 0	AWAY	0- 0	0- 2	2- 0			
0- 0	0- 0	0- 0	NEUTRAL	0- 0	0- 0	0- 0			
4- 8	0- 0	0- 0	CONFERENCE	0- 0	0- 4	4- 4			
1- 4	0- 0	0- 0	HOME	0- 0	0- 2	1- 2			
3- 4	0- 0	0- 0	AWAY	0- 0	0- 2	3- 2			
0- 0	0- 0	0- 0	NEUTRAL	0- 0	0- 0	0- 0			

RPI 1-25				RPI 26-50				RPI 51-100				RPI 101+ Team's RPI: 200			
RPI	S	Opponent	Score	RPI	S	Opponent	Score	RPI	S	Opponent	Score	RPI	S	Opponent	Score
9	A	Texas	62 92	33	H	St. Bonaventure	47 59					103	H	Bucknell	61 56
												106	A	Youngstown St.	51 53
												117	A	Iona	56 79
												117	H	Iona	76 79
												125	A	Buffalo	40 54
												126	A	Quinnipiac	54 63
												126	H	Quinnipiac	68 80
												199	A	Northeastern	68 57
												212	A	Siena	57 61
												212	H	Siena	52 58
												214	H	Binghamton	80 50
												223	A	Fairfield	48 52
												223	H	Fairfield	50 51
												273	A	Lamar	57 55
												274	H	Saint Francis (PA)	77 52
												289	A	Niagara	68 66
												298	A	Rider	73 64
												324	A	Saint Peter's	60 53
												324	H	Saint Peter's	54 42
LAST 12 Division I GAMES:															
117	H	Iona	76 79	117	A	Iona	56 79								
289	A	Niagara	68 66	126	A	Quinnipiac	54 63								
223	A	Fairfield	48 52	212	H	Siena	52 58								
212	A	Siena	57 61	223	H	Fairfield	50 51								
126	H	Quinnipiac	68 80	33	H	St. Bonaventure	47 59								
324	H	Saint Peter's	54 42	199	A	Northeastern	68 57								

Non-Div I Games:

Canisius

■ Loss,
 ■ Non-Conf,
 S Site,
 ■ Home
 ■ Away
 N Neutral

Central Ark.

Through Games Of Feb. 4, 2016

Average RPI Win:	280	WON-LOST	WINNING	LAST 10	STRENGTH OF	OPP. STRENGTH	TEAM	ADJ.	CONF.	ADJ CONF.
Average RPI Loss:	36	RECORD	PCT. RANK	GAMES	SCHEDULE	OF SCHEDULE	RPI	RPI	RPI	RPI
DIV. I ONLY	14- 2	11	8- 1	332	288	113	113	27	27	
DIV. I NON-CONF.	6- 1	27	2- 0	322	300	116	116	26	26	
TOTALS	RPI 1-25	RPI 26-50	W-L RECORDS	RPI 51-100	RPI 101-150	RPI 150+				
14- 2	0- 1	0- 0	OVERALL	0- 1	0- 0	14- 0				
5- 1	0- 0	0- 0	HOME	0- 1	0- 0	5- 0				
7- 1	0- 0	0- 0	AWAY	0- 0	0- 0	7- 0				
2- 0	0- 0	0- 0	NEUTRAL	0- 0	0- 0	2- 0				
6- 1	0- 1	0- 0	NON-CONFERENCE	0- 0	0- 0	6- 0				
2- 0	0- 0	0- 0	HOME	0- 0	0- 0	2- 0				
2- 1	0- 1	0- 0	AWAY	0- 0	0- 0	2- 0				
2- 0	0- 0	0- 0	NEUTRAL	0- 0	0- 0	2- 0				
8- 1	0- 0	0- 0	CONFERENCE	0- 1	0- 0	8- 0				
3- 1	0- 0	0- 0	HOME	0- 1	0- 0	3- 0				
5- 0	0- 0	0- 0	AWAY	0- 0	0- 0	5- 0				
0- 0	0- 0	0- 0	NEUTRAL	0- 0	0- 0	0- 0				

RPI 1-25				RPI 26-50				RPI 51-100				RPI 101+ Team's RPI: 113			
RPI	S	Opponent	Score	RPI	S	Opponent	Score	RPI	S	Opponent	Score	RPI	S	Opponent	Score
13	A	Tennessee	47 102					59	H	Abilene Christian	49 61	177	A	Northwestern St.	74 49
												178	A	Southeast Mo. St.	63 54
												228	H	Houston Baptist	45 44
												250	A	Stephen F. Austin	55 53
												273	H	Lamar	74 49
												282	N	Campbell	57 34
												292	A	Murray St.	61 51
												292	H	Murray St.	50 40
												312	N	South Carolina St.	51 38
												315	H	Southeastern La.	80 58
												322	A	Nicholls St.	71 65
												327	H	Alcorn	58 35
												334	A	A&M-Corpus Christi	66 55
												340	A	New Orleans	59 44
LAST 12 Division I GAMES:															
315	H	Southeastern La.	80 58	250	A	Stephen F. Austin	55 53								
177	A	Northwestern St.	74 49	334	A	A&M-Corpus Christi	66 55								
322	A	Nicholls St.	71 65	59	H	Abilene Christian	49 61								
340	A	New Orleans	59 44	312	N	South Carolina St.	51 38								
228	H	Houston Baptist	45 44	282	N	Campbell	57 34								
273	H	Lamar	74 49	178	A	Southeast Mo. St.	63 54								

Non-Div I Games: Central Baptist 70 37 Hendrix 72 43 Crowley's Ridge 93 38 Jarvis Christian 77 23
Central Ark.

Loss, Non-Conf, S Site, H Home A Away N Neutral

Average RPI Win:	287	WON-LOST	WINNING	LAST 10	STRENGTH OF	OPP. STRENGTH	TEAM	ADJ.	CONF.	ADJ CONF.
Average RPI Loss:	199	RECORD	PCT. RANK	GAMES	SCHEDULE	OF SCHEDULE	RPI	RPI	RPI	RPI
DIV. I ONLY	8- 13	240	5- 5	311	321	285	285	31	31	
DIV. I NON-CONF.	3- 8	258	1- 1	261	187	290	290	32	32	
TOTALS	RPI 1-25	RPI 26-50	W-L RECORDS	RPI 51-100	RPI 101-150	RPI 150+				
8- 13	0- 1	0- 0	OVERALL	0- 2	0- 1	8- 9				
6- 4	0- 0	0- 0	HOME	0- 0	0- 0	6- 4				
2- 9	0- 1	0- 0	AWAY	0- 2	0- 1	2- 5				
0- 0	0- 0	0- 0	NEUTRAL	0- 0	0- 0	0- 0				
3- 8	0- 1	0- 0	NON-CONFERENCE	0- 2	0- 1	3- 4				
3- 1	0- 0	0- 0	HOME	0- 0	0- 0	3- 1				
0- 7	0- 1	0- 0	AWAY	0- 2	0- 1	0- 3				
0- 0	0- 0	0- 0	NEUTRAL	0- 0	0- 0	0- 0				
5- 5	0- 0	0- 0	CONFERENCE	0- 0	0- 0	5- 5				
3- 3	0- 0	0- 0	HOME	0- 0	0- 0	3- 3				
2- 2	0- 0	0- 0	AWAY	0- 0	0- 0	2- 2				
0- 0	0- 0	0- 0	NEUTRAL	0- 0	0- 0	0- 0				

RPI 1-25				RPI 26-50				RPI 51-100				RPI 101+ Team's RPI: 285			
RPI	S	Opponent	Score	RPI	S	Opponent	Score	RPI	S	Opponent	Score	RPI	S	Opponent	Score
14	A	Maryland	43 86					76	A	Army West Point	52 81	138	A	Penn St.	47 73
								93	A	Maine	42 62	160	A	Fordham	48 63
												205	H	Robert Morris	48 39
												208	A	Bryant	56 70
												208	H	Bryant	53 65
												218	A	Hartford	41 49
												224	H	Massachusetts	78 68
												260	H	Sacred Heart	57 61
												266	H	New Hampshire	50 64
												269	H	Dartmouth	59 55
												274	H	Saint Francis (PA)	66 51
												276	A	Vermont	63 79
												314	A	Fairleigh Dickinson	78 75
												323	H	UMass Lowell	64 53
												326	H	LIU Brooklyn	45 59
												338	A	Wagner	62 52
												339	A	Mt. St. Mary's	48 54
												345	H	St. Francis Brooklyn	65 61
LAST 12 Division I GAMES:															
208	H	Bryant	53 65	314	A	Fairleigh Dickinson	78 75								
345	H	St. Francis Brooklyn	65 61	339	A	Mt. St. Mary's	48 54								
205	H	Robert Morris	48 39	326	H	LIU Brooklyn	45 59								
274	H	Saint Francis (PA)	66 51	208	A	Bryant	56 70								
260	H	Sacred Heart	57 61	269	H	Dartmouth	59 55								
338	A	Wagner	62 52	160	A	Fordham	48 63								

Non-Div I Games:

Central Conn. St.

■ Loss,
 ■ Non-Conf,
 ■ S Site,
 ■ H Home
 ■ A Away
 N Neutral

Average RPI Win:	189	WON-LOST	WINNING	LAST 10	STRENGTH OF	OPP. STRENGTH	TEAM	ADJ.	CONF.	ADJ CONF.
Average RPI Loss:	109	RECORD	PCT. RANK	GAMES	SCHEDULE	OF SCHEDULE	RPI	RPI	RPI	RPI
DIV. I ONLY	14- 7	85	8- 2	117	133	84	84	12	12	
DIV. I NON-CONF.	6- 5	146	1- 1	126	106	128	128	13	13	
TOTALS	RPI 1-25	RPI 26-50	W-L RECORDS	RPI 51-100	RPI 101-150	RPI 150+				
14- 7	0- 1	0- 1	OVERALL	1- 1	5- 3	8- 1				
8- 2	0- 1	0- 0	HOME	1- 0	3- 1	4- 0				
5- 5	0- 0	0- 1	AWAY	0- 1	2- 2	3- 1				
1- 0	0- 0	0- 0	NEUTRAL	0- 0	0- 0	1- 0				
6- 5	0- 1	0- 0	NON-CONFERENCE	1- 1	1- 2	4- 1				
3- 2	0- 1	0- 0	HOME	1- 0	1- 1	1- 0				
2- 3	0- 0	0- 0	AWAY	0- 1	0- 1	2- 1				
1- 0	0- 0	0- 0	NEUTRAL	0- 0	0- 0	1- 0				
8- 2	0- 0	0- 1	CONFERENCE	0- 0	4- 1	4- 0				
5- 0	0- 0	0- 0	HOME	0- 0	2- 0	3- 0				
3- 2	0- 0	0- 1	AWAY	0- 0	2- 1	1- 0				
0- 0	0- 0	0- 0	NEUTRAL	0- 0	0- 0	0- 0				

RPI 1-25				RPI 26-50				RPI 51-100 Team's RPI: 84				RPI 101+			
RPI	S	Opponent	Score	RPI	S	Opponent	Score	RPI	S	Opponent	Score	RPI	S	Opponent	Score
25	H	Duquesne	49 68	32	A	Ohio	84 86	74	H	Middle Tenn.	81 59	108	A	Akron	97 77
								88	A	Saint Joseph's	66 76	108	H	Akron	81 60
												119	H	Western Mich.	53 51
												122	A	Eastern Mich.	66 65
												124	H	Memphis	61 64
												125	A	Buffalo	61 67
												144	H	SIUE	78 65
												150	A	Illinois	69 74
												155	A	Loyola Chicago	68 59
												190	A	Oakland	110 87
												219	A	Ill.-Chicago	63 66
												241	H	Indiana St.	85 65
												245	A	Miami (OH)	72 58
												245	H	Miami (OH)	77 54
												264	H	Northern Ill.	95 63
												298	N	Rider	76 58
												330	H	Kent St.	81 61
LAST 12 Division I GAMES:															
122	A	Eastern Mich.	66 65	264	H	Northern Ill.	95 63								
245	H	Miami (OH)	77 54	108	A	Akron	97 77								
119	H	Western Mich.	53 51	125	A	Buffalo	61 67								
108	H	Akron	81 60	330	H	Kent St.	81 61								
245	A	Miami (OH)	72 58	88	A	Saint Joseph's	66 76								
32	A	Ohio	84 86	298	N	Rider	76 58								

Non-Div I Games:

Central Mich.

Average RPI Win:	294	WON-LOST	WINNING	LAST 10	STRENGTH OF	OPP. STRENGTH	TEAM	ADJ.	CONF.	ADJ CONF.
Average RPI Loss:	189	RECORD	PCT. RANK	GAMES	SCHEDULE	OF SCHEDULE	RPI	RPI	RPI	RPI
DIV. I ONLY	7- 11	236	4- 6	340	227	293	293	26	26	
DIV. I NON-CONF.	2- 4	234	1- 1	349	73	342	342	28	28	
TOTALS	RPI 1-25	RPI 26-50	W-L RECORDS	RPI 51-100	RPI 101-150	RPI 150+				
7- 11	0- 0	0- 0	OVERALL	0- 1	0- 3	7- 7				
4- 4	0- 0	0- 0	HOME	0- 0	0- 2	4- 2				
3- 7	0- 0	0- 0	AWAY	0- 1	0- 1	3- 5				
0- 0	0- 0	0- 0	NEUTRAL	0- 0	0- 0	0- 0				
2- 4	0- 0	0- 0	NON-CONFERENCE	0- 1	0- 0	2- 3				
2- 0	0- 0	0- 0	HOME	0- 0	0- 0	2- 0				
0- 4	0- 0	0- 0	AWAY	0- 1	0- 0	0- 3				
0- 0	0- 0	0- 0	NEUTRAL	0- 0	0- 0	0- 0				
5- 7	0- 0	0- 0	CONFERENCE	0- 0	0- 3	5- 4				
2- 4	0- 0	0- 0	HOME	0- 0	0- 2	2- 2				
3- 3	0- 0	0- 0	AWAY	0- 0	0- 1	3- 2				
0- 0	0- 0	0- 0	NEUTRAL	0- 0	0- 0	0- 0				

RPI 1-25			RPI 26-50			RPI 51-100			RPI 101+			Team's RPI: 293
RPI	S	Opponent	Score	RPI	S	Opponent	Score	RPI	S	Opponent	Score	
						87 A Virginia	65 85	107 A Liberty			40 51	
								107 H Liberty			49 59	
								143 H UNC Asheville			50 58	
								162 A Col. of Charleston			66 81	
								203 H Presbyterian			49 63	
								215 A Gardner-Webb			55 63	
								227 A Radford			40 55	
								239 A High Point			64 62	
								242 A Clemson			36 43	
								279 A Ga. Southern			51 64	
								282 H Campbell			65 57	
								296 H Western Caro.			80 59	
								303 A Longwood			63 54	
								309 H Coastal Caro.			62 73	
								311 H Wofford			74 64	
								313 A Winthrop			58 50	
								313 H Winthrop			54 51	
LAST 12 Division I GAMES:												
107 H Liberty			49 59	143 H UNC Asheville			50 58					
313 A Winthrop			58 50	239 A High Point			64 62					
282 H Campbell			65 57	203 H Presbyterian			49 63					
227 A Radford			40 55	303 A Longwood			63 54					
309 H Coastal Caro.			62 73	296 H Western Caro.			80 59					
215 A Gardner-Webb			55 63	87 A Virginia			65 85					

Non-Div I Games: Paine 69 62 Columbia Int'l 67 35 Warner 73 53

Charleston So.

Average RPI Win:	185	WON-LOST	WINNING	LAST 10	STRENGTH OF	OPP. STRENGTH	TEAM	ADJ.	CONF.	ADJ CONF.
Average RPI Loss:	84	RECORD	PCT. RANK	GAMES	SCHEDULE	OF SCHEDULE	RPI	RPI	RPI	RPI
DIV. I ONLY	12- 8	117	5- 5	60	152	85	85	11	11	
DIV. I NON-CONF.	7- 4	110	2- 1	39	185	60	60	10	10	
TOTALS	RPI 1-25	RPI 26-50	W-L RECORDS	RPI 51-100	RPI 101-150	RPI 150+				
12- 8	0- 0	0- 3	OVERALL	1- 3	4- 0	7- 2				
8- 2	0- 0	0- 1	HOME	1- 0	2- 0	5- 1				
3- 6	0- 0	0- 2	AWAY	0- 3	1- 0	2- 1				
1- 0	0- 0	0- 0	NEUTRAL	0- 0	1- 0	0- 0				
7- 4	0- 0	0- 3	NON-CONFERENCE	1- 1	1- 0	5- 0				
4- 1	0- 0	0- 1	HOME	1- 0	0- 0	3- 0				
2- 3	0- 0	0- 2	AWAY	0- 1	0- 0	2- 0				
1- 0	0- 0	0- 0	NEUTRAL	0- 0	1- 0	0- 0				
5- 4	0- 0	0- 0	CONFERENCE	0- 2	3- 0	2- 2				
4- 1	0- 0	0- 0	HOME	0- 0	2- 0	2- 1				
1- 3	0- 0	0- 0	AWAY	0- 2	1- 0	0- 1				
0- 0	0- 0	0- 0	NEUTRAL	0- 0	0- 0	0- 0				

RPI 1-25				RPI 26-50				RPI 51-100				Team's RPI: 85	RPI 101+			
RPI	S	Opponent	Score	RPI	S	Opponent	Score	RPI	S	Opponent	Score		RPI	S	Opponent	Score
				31	A	Missouri	71 88	54	A	Western Ky.	66 77		128	N	Mercer	72 62
				35	A	North Carolina St.	65 72	58	H	Ball St.	72 66		134	H	Southern Miss.	80 59
				44	H	Miami (FL)	70 77	74	A	Middle Tenn.	67 72		135	A	Marshall	64 61
								83	A	Elon	83 90		145	H	Fla. Atlantic	85 79
													162	H	Col. of Charleston	89 61
													165	H	Old Dominion	59 71
													166	H	Louisiana Tech	63 58
													170	A	Davidson	99 88
													183	A	UAB	57 75
													205	H	Robert Morris	94 73
													254	A	Georgia St.	83 71
													310	H	FIU	87 74
													348	H	N.C. Central	67 52
LAST 12 Division I GAMES:																
				145	H	Fla. Atlantic	85 79	166	H	Louisiana Tech	63 58					
				310	H	FIU	87 74	134	H	Southern Miss.	80 59					
				54	A	Western Ky.	66 77	165	H	Old Dominion	59 71					
				135	A	Marshall	64 61	31	A	Missouri	71 88					
				183	A	UAB	57 75	170	A	Davidson	99 88					
				74	A	Middle Tenn.	67 72	162	H	Col. of Charleston	89 61					

Non-Div I Games:

Charlotte

■ Loss,
 ■ Non-Conf, S Site,
 ■ Home
 ■ Away
 N Neutral

Chattanooga

Through Games Of Feb. 4, 2016

Average RPI Win:	186	WON-LOST	WINNING	LAST 10	STRENGTH OF	OPP. STRENGTH	TEAM	ADJ.	CONF.	ADJ CONF.
Average RPI Loss:	51	RECORD	PCT. RANK	GAMES	SCHEDULE	OF SCHEDULE	RPI	RPI	RPI	RPI
DIV. I ONLY	15- 7	79	3- 1	70	107	56	56	17	17	
DIV. I NON-CONF.	9- 5	109	1- 0	16	32	35	35	16	16	
TOTALS	RPI 1-25	RPI 26-50	W-L RECORDS	RPI 51-100	RPI 101-150	RPI 150+				
15- 7	0- 3	0- 2	OVERALL	2- 0	3- 2	10- 0				
10- 1	0- 1	0- 0	HOME	2- 0	3- 0	5- 0				
4- 6	0- 2	0- 2	AWAY	0- 0	0- 2	4- 0				
1- 0	0- 0	0- 0	NEUTRAL	0- 0	0- 0	1- 0				
9- 5	0- 3	0- 2	NON-CONFERENCE	2- 0	3- 0	4- 0				
7- 1	0- 1	0- 0	HOME	2- 0	3- 0	2- 0				
1- 4	0- 2	0- 2	AWAY	0- 0	0- 0	1- 0				
1- 0	0- 0	0- 0	NEUTRAL	0- 0	0- 0	1- 0				
6- 2	0- 0	0- 0	CONFERENCE	0- 0	0- 2	6- 0				
3- 0	0- 0	0- 0	HOME	0- 0	0- 0	3- 0				
3- 2	0- 0	0- 0	AWAY	0- 0	0- 2	3- 0				
0- 0	0- 0	0- 0	NEUTRAL	0- 0	0- 0	0- 0				

RPI 1-25				RPI 26-50				RPI 51-100				Team's RPI: 56	RPI 101+			
RPI	S	Opponent	Score	RPI	S	Opponent	Score	RPI	S	Opponent	Score		RPI	S	Opponent	Score
4	H	UConn	31 79	40	A	South Fla.	33 61	53	H	Arkansas St.	55 54		121	A	Samford	43 48
5	A	Stanford	30 73	47	A	Indiana	43 54	95	H	UT Martin	61 46		122	H	Belmont	62 53
13	A	Tennessee	57 59										128	A	Mercer	44 67
													134	H	Southern Miss.	53 48
													141	H	Harvard	62 58
													152	H	McNeese St.	68 53
													153	A	ETSU	65 57
													172	H	Butler	60 49
													175	N	East Carolina	72 61
													221	A	Furman	56 50
													221	H	Furman	61 46
													252	A	UNCW	61 33
													287	H	UNCG	72 61
													296	H	Western Caro.	77 59
													311	A	Wofford	53 40
LAST 12 Division I GAMES:																
134	H	Southern Miss.	53 48	296	H	Western Caro.	77 59									
221	H	Furman	61 46	221	A	Furman	56 50									
153	A	ETSU	65 57	311	A	Wofford	53 40									
121	A	Samford	43 48	141	H	Harvard	62 58									
128	A	Mercer	44 67	5	A	Stanford	30 73									
287	H	UNCG	72 61	252	A	UNCW	61 33									

Non-Div I Games:

Chattanooga

■ Loss,
■ Non-Conf, S Site,
■ Home
■ Away
N Neutral

Average RPI Win:	289	WON-LOST	WINNING	LAST 10	STRENGTH OF	OPP. STRENGTH	TEAM	ADJ.	CONF.	ADJ CONF.
Average RPI Loss:	201	RECORD	PCT. RANK	GAMES	SCHEDULE	OF SCHEDULE	RPI	RPI	RPI	RPI
DIV. I ONLY	4- 18	321	2- 8	304	278	336	336	25	25	
DIV. I NON-CONF.	2- 12	311	0- 4	291	289	339	339	25	25	
TOTALS	RPI 1-25	RPI 26-50	W-L RECORDS	RPI 51-100	RPI 101-150	RPI 150+				
4- 18	0- 0	0- 2	OVERALL	0- 0	0- 3	4- 13				
3- 8	0- 0	0- 1	HOME	0- 0	0- 1	3- 6				
1- 10	0- 0	0- 1	AWAY	0- 0	0- 2	1- 7				
0- 0	0- 0	0- 0	NEUTRAL	0- 0	0- 0	0- 0				
2- 12	0- 0	0- 2	NON-CONFERENCE	0- 0	0- 2	2- 8				
1- 6	0- 0	0- 1	HOME	0- 0	0- 0	1- 5				
1- 6	0- 0	0- 1	AWAY	0- 0	0- 2	1- 3				
0- 0	0- 0	0- 0	NEUTRAL	0- 0	0- 0	0- 0				
2- 6	0- 0	0- 0	CONFERENCE	0- 0	0- 1	2- 5				
2- 2	0- 0	0- 0	HOME	0- 0	0- 1	2- 1				
0- 4	0- 0	0- 0	AWAY	0- 0	0- 0	0- 4				
0- 0	0- 0	0- 0	NEUTRAL	0- 0	0- 0	0- 0				

RPI 1-25			RPI 26-50			RPI 51-100			RPI 101+			Team's RPI: 336
RPI	S	Opponent	Score	RPI	S	Opponent	Score	RPI	S	Opponent	Score	
				26	A	DePaul	42 88					
				49	H	Kansas St.	54 63					
LAST 12 Division I GAMES:												
				236	H	Seattle	57 49					
				308	H	UMKC	77 72					
				222	A	Utah Valley	46 74					
				226	A	Grand Canyon	36 74					
				102	H	New Mexico St.	60 70					
				198	H	UTRGV	56 64					
				236	A	Seattle	45 59					
				257	A	CSU Bakersfield	43 76					
				189	H	Milwaukee	48 55					
				264	H	Northern Ill.	50 68					
				317	A	Illinois St.	53 57					
				190	H	Oakland	51 74					
				102	H	New Mexico St.	60 70					
				119	A	Western Mich.	56 65					
				150	A	Illinois	36 67					
				189	H	Milwaukee	48 55					
				190	H	Oakland	51 74					
				198	H	UTRGV	56 64					
				219	H	Ill.-Chicago	47 51					
				222	A	Utah Valley	46 74					
				226	A	Grand Canyon	36 74					
				229	A	Western Ill.	50 88					
				236	A	Seattle	45 59					
				236	H	Seattle	57 49					
				257	A	CSU Bakersfield	43 76					
				264	H	Northern Ill.	50 68					
				288	H	Morehead St.	75 71					
				301	H	Bradley	60 66					
				308	H	UMKC	77 72					
				317	A	Illinois St.	53 57					
				325	A	Jackson St.	76 59					
				332	A	IPFW	51 62					

Non-Div I Games:

Chicago St.

■ Loss,
■ Non-Conf,
■ S Site,
■ H Home
■ A Away
N Neutral

Average RPI Win:	240	WON-LOST	WINNING	LAST 10	STRENGTH OF	OPP. STRENGTH	TEAM	ADJ.	CONF.	ADJ CONF.
Average RPI Loss:	91	RECORD	PCT. RANK	GAMES	SCHEDULE	OF SCHEDULE	RPI	RPI	RPI	RPI
DIV. I ONLY	7- 14	257	3- 7	98	73	207	207	8	8	
DIV. I NON-CONF.	4- 7	222	1- 1	33	78	175	175	7	7	
TOTALS	RPI 1-25	RPI 26-50	W-L RECORDS	RPI 51-100	RPI 101-150	RPI 150+				
7- 14	0- 5	0- 1	OVERALL	0- 2	1- 3	6- 3				
5- 6	0- 2	0- 0	HOME	0- 1	1- 2	4- 1				
2- 6	0- 1	0- 1	AWAY	0- 1	0- 1	2- 2				
0- 2	0- 2	0- 0	NEUTRAL	0- 0	0- 0	0- 0				
4- 7	0- 4	0- 0	NON-CONFERENCE	0- 1	1- 1	3- 1				
4- 2	0- 1	0- 0	HOME	0- 1	1- 0	3- 0				
0- 3	0- 1	0- 0	AWAY	0- 0	0- 1	0- 1				
0- 2	0- 2	0- 0	NEUTRAL	0- 0	0- 0	0- 0				
3- 7	0- 1	0- 1	CONFERENCE	0- 1	0- 2	3- 2				
1- 4	0- 1	0- 0	HOME	0- 0	0- 2	1- 1				
2- 3	0- 0	0- 1	AWAY	0- 1	0- 0	2- 1				
0- 0	0- 0	0- 0	NEUTRAL	0- 0	0- 0	0- 0				

RPI 1-25				RPI 26-50				RPI 51-100				RPI 101+ Team's RPI: 207			
RPI	S	Opponent	Score	RPI	S	Opponent	Score	RPI	S	Opponent	Score	RPI	S	Opponent	Score
3	N	Baylor	34 72	40	A	South Fla.	49 82	72	A	Temple	51 74	124	H	Memphis	47 64
4	H	UConn	45 107					95	H	UT Martin	57 63	133	A	Xavier	56 65
6	H	Ohio St.	76 105									147	H	Northern Ky.	71 68
19	N	Michigan St.	63 103									149	H	SMU	55 73
24	A	Georgia	42 60									175	A	East Carolina	60 63
												181	A	Detroit	68 77
												188	A	Tulsa	55 53
												235	H	Bowling Green	54 51
												240	H	Houston	56 50
												251	A	UCF	68 50
												251	H	UCF	60 80
												274	H	Saint Francis (PA)	93 86
												342	H	Eastern Ill.	70 57
LAST 12 Division I GAMES:															
				40	A	South Fla.	49 82	72	A	Temple	51 74				
				240	H	Houston	56 50	124	H	Memphis	47 64				
				149	H	SMU	55 73	251	A	UCF	68 50				
				175	A	East Carolina	60 63	4	H	UConn	45 107				
				251	H	UCF	60 80	24	A	Georgia	42 60				
				188	A	Tulsa	55 53	342	H	Eastern Ill.	70 57				

Non-Div I Games:

Cincinnati

■ Loss,
■ Non-Conf, S Site,
■ Home
■ Away
N Neutral

Average RPI Win:	256	WON-LOST	WINNING	LAST 10	STRENGTH OF	OPP. STRENGTH	TEAM	ADJ.	CONF.	ADJ CONF.
Average RPI Loss:	115	RECORD	PCT. RANK	GAMES	SCHEDULE	OF SCHEDULE	RPI	RPI	RPI	RPI
DIV. I ONLY	4- 18	321	0- 10	51	146	242	242	5	5	
DIV. I NON-CONF.	4- 9	245	1- 2	135	337	260	260	5	5	
TOTALS	RPI 1-25	RPI 26-50	W-L RECORDS	RPI 51-100	RPI 101-150	RPI 150+				
4- 18	0- 3	0- 3	OVERALL	0- 4	1- 3	3- 5				
3- 9	0- 2	0- 2	HOME	0- 1	1- 1	2- 3				
1- 7	0- 1	0- 1	AWAY	0- 3	0- 1	1- 1				
0- 2	0- 0	0- 0	NEUTRAL	0- 0	0- 1	0- 1				
4- 9	0- 1	0- 0	NON-CONFERENCE	0- 2	1- 1	3- 5				
3- 4	0- 1	0- 0	HOME	0- 0	1- 0	2- 3				
1- 3	0- 0	0- 0	AWAY	0- 2	0- 0	1- 1				
0- 2	0- 0	0- 0	NEUTRAL	0- 0	0- 1	0- 1				
0- 9	0- 2	0- 3	CONFERENCE	0- 2	0- 2	0- 0				
0- 5	0- 1	0- 2	HOME	0- 1	0- 1	0- 0				
0- 4	0- 1	0- 1	AWAY	0- 1	0- 1	0- 0				
0- 0	0- 0	0- 0	NEUTRAL	0- 0	0- 0	0- 0				

RPI 1-25				RPI 26-50				RPI 51-100				RPI 101+ Team's RPI: 242			
RPI	S	Opponent	Score	RPI	S	Opponent	Score	RPI	S	Opponent	Score	RPI	S	Opponent	Score
2	H	South Carolina	41 67	28	A	Syracuse	62 83	78	H	Georgia Tech	63 76	116	A	North Carolina	56 72
11	H	Florida St.	40 85	38	H	Duke	43 72	80	A	Oregon	56 69	125	N	Buffalo	51 61
12	A	Louisville	33 75	44	H	Miami (FL)	49 83	93	A	Maine	42 75	143	H	UNC Asheville	67 49
								98	A	Virginia Tech	49 79	146	H	Pittsburgh	56 59
												172	N	Butler	50 54
												191	H	William & Mary	41 58
												221	A	Furman	49 70
												277	A	Tennessee Tech	71 53
												293	H	Charleston So.	43 36
												304	H	Florida A&M	68 77
												309	H	Coastal Caro.	47 63
												312	H	South Carolina St.	63 54
LAST 12 Division I GAMES:															
28	A	Syracuse	62 83	11	H	Florida St.	40 85								
146	H	Pittsburgh	56 59	44	H	Miami (FL)	49 83								
12	A	Louisville	33 75	116	A	North Carolina	56 72								
78	H	Georgia Tech	63 76	304	H	Florida A&M	68 77								
38	H	Duke	43 72	143	H	UNC Asheville	67 49								
98	A	Virginia Tech	49 79	93	A	Maine	42 75								

Non-Div I Games:

Clemson

Average RPI Win:	245	WON-LOST	WINNING	LAST 10	STRENGTH OF	OPP. STRENGTH	TEAM	ADJ.	CONF.	ADJ CONF.
Average RPI Loss:	171	RECORD	PCT. RANK	GAMES	SCHEDULE	OF SCHEDULE	RPI	RPI	RPI	RPI
DIV. I ONLY	4- 16	309	0- 2	209	209	307	307	14	14	
DIV. I NON-CONF.	3- 7	248	0- 1	315	294	318	318	14	14	
TOTALS	RPI 1-25	RPI 26-50	W-L RECORDS	RPI 51-100	RPI 101-150	RPI 150+				
4- 16	0- 1	0- 0	OVERALL	0- 1	1- 5	3- 9				
3- 7	0- 1	0- 0	HOME	0- 0	1- 3	2- 3				
1- 7	0- 0	0- 0	AWAY	0- 0	0- 2	1- 5				
0- 2	0- 0	0- 0	NEUTRAL	0- 1	0- 0	0- 1				
3- 7	0- 0	0- 0	NON-CONFERENCE	0- 1	0- 3	3- 3				
2- 2	0- 0	0- 0	HOME	0- 0	0- 1	2- 1				
1- 3	0- 0	0- 0	AWAY	0- 0	0- 2	1- 1				
0- 2	0- 0	0- 0	NEUTRAL	0- 1	0- 0	0- 1				
1- 9	0- 1	0- 0	CONFERENCE	0- 0	1- 2	0- 6				
1- 5	0- 1	0- 0	HOME	0- 0	1- 2	0- 2				
0- 4	0- 0	0- 0	AWAY	0- 0	0- 0	0- 4				
0- 0	0- 0	0- 0	NEUTRAL	0- 0	0- 0	0- 0				

RPI 1-25				RPI 26-50				RPI 51-100				RPI 101+ Team's RPI: 307			
RPI	S	Opponent	Score	RPI	S	Opponent	Score	RPI	S	Opponent	Score	RPI	S	Opponent	Score
23	H	Green Bay	45 66					86	N	Saint Louis	65 76	103	H	Bucknell	57 59
												105	H	Wright St.	65 93
												106	H	Youngstown St.	75 68
												109	A	Toledo	53 66
												122	A	Belmont	58 76
												147	H	Northern Ky.	51 83
												181	A	Detroit	68 82
												181	H	Detroit	60 66
												189	H	Milwaukee	46 62
												190	A	Oakland	69 79
												202	A	Valparaiso	59 66
												219	A	Ill.-Chicago	62 80
												235	H	Bowling Green	69 48
												287	N	UNCG	51 55
												289	A	Niagara	72 73
												306	H	Evansville	63 72
												310	H	FIU	64 57
												330	A	Kent St.	60 49
LAST 12 Division I GAMES:															
287	N	UNCG	51 55	106	H	Youngstown St.	75 68								
181	H	Detroit	60 66	189	H	Milwaukee	46 62								
105	H	Wright St.	65 93	23	H	Green Bay	45 66								
147	H	Northern Ky.	51 83	181	A	Detroit	68 82								
219	A	Ill.-Chicago	62 80	190	A	Oakland	69 79								
202	A	Valparaiso	59 66	86	N	Saint Louis	65 76								

Non-Div I Games:

Cleveland St.

■ Loss,
 ■ Non-Conf,
 ■ S Site,
 ■ Home
 ■ A Away
 N Neutral

Average RPI Win: 265	WON-LOST	WINNING	LAST 10	STRENGTH OF	OPP. STRENGTH	TEAM	ADJ.	CONF.	ADJ CONF.
Average RPI Loss: 211	RECORD	PCT. RANK	GAMES	SCHEDULE	OF SCHEDULE	RPI	RPI	RPI	RPI
DIV. I ONLY	4- 13	298	3- 7	283	324	309	309	26	26
DIV. I NON-CONF.	2- 4	234	1- 1	294	262	279	279	28	28
TOTALS	RPI 1-25	RPI 26-50	W-L RECORDS	RPI 51-100	RPI 101-150	RPI 150+			
4- 13	0- 0	0- 0	OVERALL	0- 1	0- 3	4- 9			
1- 5	0- 0	0- 0	HOME	0- 0	0- 2	1- 3			
3- 5	0- 0	0- 0	AWAY	0- 0	0- 0	3- 5			
0- 3	0- 0	0- 0	NEUTRAL	0- 1	0- 1	0- 1			
2- 4	0- 0	0- 0	NON-CONFERENCE	0- 1	0- 1	2- 2			
1- 0	0- 0	0- 0	HOME	0- 0	0- 0	1- 0			
1- 1	0- 0	0- 0	AWAY	0- 0	0- 0	1- 1			
0- 3	0- 0	0- 0	NEUTRAL	0- 1	0- 1	0- 1			
2- 9	0- 0	0- 0	CONFERENCE	0- 0	0- 2	2- 7			
0- 5	0- 0	0- 0	HOME	0- 0	0- 2	0- 3			
2- 4	0- 0	0- 0	AWAY	0- 0	0- 0	2- 4			
0- 0	0- 0	0- 0	NEUTRAL	0- 0	0- 0	0- 0			

RPI 1-25			RPI 26-50			RPI 51-100			RPI 101+			Team's RPI: 309
RPI	S	Opponent	Score	RPI	S	Opponent	Score	RPI	S	Opponent	Score	
						68 N Hofstra	40 82			107 H Liberty	63 65	
										132 N Wake Forest	52 81	
										143 H UNC Asheville	52 63	
										203 A Presbyterian	42 66	
										215 A Gardner-Webb	59 56	
										227 A Radford	45 61	
										227 H Radford	36 49	
										239 A High Point	52 53	
										242 A Clemson	63 47	
										260 N Sacred Heart	62 71	
										274 A Saint Francis (PA)	74 106	
										282 A Campbell	52 73	
										282 H Campbell	70 83	
										293 A Charleston So.	73 62	
										303 H Longwood	48 56	
										311 H Wofford	83 69	
LAST 12 Division I GAMES:												
						227 H Radford	36 49			303 H Longwood	48 56	
						282 A Campbell	52 73			215 A Gardner-Webb	59 56	
						203 A Presbyterian	42 66			227 A Radford	45 61	
						107 H Liberty	63 65			311 H Wofford	83 69	
						293 A Charleston So.	73 62			132 N Wake Forest	52 81	
						239 A High Point	52 53			143 H UNC Asheville	52 63	

Non-Div I Games: Allen 86 45 Warren Wilson 100 49 Mid-Atlantic Christ105 15

Coastal Caro.

Loss, Non-Conf, S Site, H Home A Away N Neutral

Average RPI Win:	248	WON-LOST	WINNING	LAST 10	STRENGTH OF	OPP. STRENGTH	TEAM	ADJ.	CONF.	ADJ CONF.
Average RPI Loss:	88	RECORD	PCT. RANK	GAMES	SCHEDULE	OF SCHEDULE	RPI	RPI	RPI	RPI
DIV. I ONLY	8- 11	221	4- 6	84	191	162	162	13	13	
DIV. I NON-CONF.	5- 6	180	1- 3	86	226	157	157	12	12	
TOTALS	RPI 1-25	RPI 26-50	W-L RECORDS	RPI 51-100	RPI 101-150	RPI 150+				
8- 11	0- 1	0- 0	OVERALL	0- 7	0- 2	8- 1				
5- 4	0- 1	0- 0	HOME	0- 2	0- 0	5- 1				
3- 7	0- 0	0- 0	AWAY	0- 5	0- 2	3- 0				
0- 0	0- 0	0- 0	NEUTRAL	0- 0	0- 0	0- 0				
5- 6	0- 1	0- 0	NON-CONFERENCE	0- 3	0- 2	5- 0				
4- 2	0- 1	0- 0	HOME	0- 1	0- 0	4- 0				
1- 4	0- 0	0- 0	AWAY	0- 2	0- 2	1- 0				
0- 0	0- 0	0- 0	NEUTRAL	0- 0	0- 0	0- 0				
3- 5	0- 0	0- 0	CONFERENCE	0- 4	0- 0	3- 1				
1- 2	0- 0	0- 0	HOME	0- 1	0- 0	1- 1				
2- 3	0- 0	0- 0	AWAY	0- 3	0- 0	2- 0				
0- 0	0- 0	0- 0	NEUTRAL	0- 0	0- 0	0- 0				

RPI 1-25				RPI 26-50				RPI 51-100				RPI 101+ Team's RPI: 162			
RPI	S	Opponent	Score	RPI	S	Opponent	Score	RPI	S	Opponent	Score	RPI	S	Opponent	Score
12	H	Louisville	67 71					54	H	Western Ky.	44 78	111	A	Boise St.	38 61
								65	A	James Madison	61 83	128	A	Mercer	58 66
								68	H	Hofstra	58 62	173	A	Weber St.	50 42
								75	A	Drexel	54 66	191	A	William & Mary	55 51
								83	A	Elon	41 52	194	H	Delaware	47 63
								85	A	Charlotte	61 89	237	H	Appalachian St.	60 50
								98	A	Virginia Tech	47 81	240	H	Houston	55 48
												252	A	UNCW	64 53
												284	H	Towson	67 55
												293	H	Charleston So.	81 66
												313	H	Winthrop	77 63
LAST 12 Division I GAMES:															
284	H	Towson	67 55	65	A	James Madison	61 83								
191	A	William & Mary	55 51	75	A	Drexel	54 66								
83	A	Elon	41 52	128	A	Mercer	58 66								
252	A	UNCW	64 53	313	H	Winthrop	77 63								
194	H	Delaware	47 63	12	H	Louisville	67 71								
68	H	Hofstra	58 62	54	H	Western Ky.	44 78								

Non-Div I Games:

Col. of Charleston

■ Loss,
 ■ Non-Conf, S Site,
 ■ Home
 ■ Away
 N Neutral

Average RPI Win: 304	WON-LOST	WINNING	LAST 10	STRENGTH OF	OPP. STRENGTH	TEAM	ADJ.	CONF.	ADJ CONF.
Average RPI Loss: 183	RECORD	PCT. RANK	GAMES	SCHEDULE	OF SCHEDULE	RPI	RPI	RPI	RPI
DIV. I ONLY	4- 16	309	2- 8	251	260	299	299	29	29
DIV. I NON-CONF.	2- 8	290	1- 1	117	204	256	256	29	29
TOTALS	RPI 1-25	RPI 26-50	W-L RECORDS	RPI 51-100	RPI 101-150	RPI 150+			
4- 16	0- 1	0- 2	OVERALL	0- 2	0- 1	4- 10			
1- 8	0- 1	0- 1	HOME	0- 1	0- 1	1- 4			
3- 8	0- 0	0- 1	AWAY	0- 1	0- 0	3- 6			
0- 0	0- 0	0- 0	NEUTRAL	0- 0	0- 0	0- 0			
2- 8	0- 1	0- 2	NON-CONFERENCE	0- 1	0- 0	2- 4			
1- 4	0- 1	0- 1	HOME	0- 1	0- 0	1- 1			
1- 4	0- 0	0- 1	AWAY	0- 0	0- 0	1- 3			
0- 0	0- 0	0- 0	NEUTRAL	0- 0	0- 0	0- 0			
2- 8	0- 0	0- 0	CONFERENCE	0- 1	0- 1	2- 6			
0- 4	0- 0	0- 0	HOME	0- 0	0- 1	0- 3			
2- 4	0- 0	0- 0	AWAY	0- 1	0- 0	2- 3			
0- 0	0- 0	0- 0	NEUTRAL	0- 0	0- 0	0- 0			

RPI 1-25				RPI 26-50				RPI 51-100				RPI 101+ Team's RPI: 299			
RPI	S	Opponent	Score	RPI	S	Opponent	Score	RPI	S	Opponent	Score	RPI	S	Opponent	Score
4	H	UConn	50 94	26	A	DePaul	46 96	76	A	Army West Point	55 67	103	H	Bucknell	51 71
				33	H	St. Bonaventure	38 62	89	H	Gonzaga	50 80	182	A	Cornell	60 73
												212	H	Siena	52 50
												214	A	Binghamton	56 63
												253	A	American	56 64
												253	H	American	37 49
												263	H	Loyola Maryland	49 65
												267	A	Navy	41 51
												272	A	Holy Cross	61 70
												272	H	Holy Cross	71 80
												297	H	Monmouth	80 86
												326	A	LIU Brooklyn	63 53
												330	A	Kent St.	71 76
												331	A	Lafayette	72 59
												346	A	Boston U.	72 63
LAST 12 Division I GAMES:															
272	A	Holy Cross	61 70	267	A	Navy	41 51								
253	A	American	56 64	272	H	Holy Cross	71 80								
263	H	Loyola Maryland	49 65	253	H	American	37 49								
346	A	Boston U.	72 63	212	H	Siena	52 50								
103	H	Bucknell	51 71	331	A	Lafayette	72 59								
76	A	Army West Point	55 67	33	H	St. Bonaventure	38 62								

Non-Div I Games:

Colgate

Colorado

Through Games Of Feb. 4, 2016

Average RPI Win:	190	WON-LOST	WINNING	LAST 10	STRENGTH OF	OPP. STRENGTH	TEAM	ADJ.	CONF.	ADJ CONF.
Average RPI Loss:	59	RECORD	PCT. RANK	GAMES	SCHEDULE	OF SCHEDULE	RPI	RPI	RPI	RPI
DIV. I ONLY	6- 16	283	1- 9	17	26	168	168	1	1	
DIV. I NON-CONF.	5- 6	180	0- 1	53	157	160	160	1	1	
TOTALS	RPI 1-25	RPI 26-50	W-L RECORDS	RPI 51-100	RPI 101-150	RPI 150+				
6- 16	0- 7	1- 1	OVERALL	0- 6	0- 1	5- 1				
6- 7	0- 4	1- 1	HOME	0- 2	0- 0	5- 0				
0- 9	0- 3	0- 0	AWAY	0- 4	0- 1	0- 1				
0- 0	0- 0	0- 0	NEUTRAL	0- 0	0- 0	0- 0				
5- 6	0- 2	0- 1	NON-CONFERENCE	0- 1	0- 1	5- 1				
5- 2	0- 1	0- 1	HOME	0- 0	0- 0	5- 0				
0- 4	0- 1	0- 0	AWAY	0- 1	0- 1	0- 1				
0- 0	0- 0	0- 0	NEUTRAL	0- 0	0- 0	0- 0				
1- 10	0- 5	1- 0	CONFERENCE	0- 5	0- 0	0- 0				
1- 5	0- 3	1- 0	HOME	0- 2	0- 0	0- 0				
0- 5	0- 2	0- 0	AWAY	0- 3	0- 0	0- 0				
0- 0	0- 0	0- 0	NEUTRAL	0- 0	0- 0	0- 0				

RPI 1-25				RPI 26-50				RPI 51-100				RPI 101+ Team's RPI: 168			
RPI	S	Opponent	Score	RPI	S	Opponent	Score	RPI	S	Opponent	Score	RPI	S	Opponent	Score
5	A	Stanford	56 71	27	H	Southern California	66 63	55	H	Washington St.	66 74	148	A	Long Beach St.	42 59
7	H	Oregon St.	47 61	31	H	Missouri	75 79	61	A	Colorado St.	63 64	179	H	Northern Colo.	63 41
8	H	UCLA	64 82					63	A	California	35 64	203	H	Presbyterian	72 60
10	A	Arizona St.	37 64					71	A	Utah	55 71	224	H	Massachusetts	90 63
16	A	Kentucky	61 86					80	H	Oregon	46 59	246	A	Wyoming	68 77
20	H	Washington	74 76					94	A	Arizona	52 63	248	H	Loyola Marymount	92 81
22	H	Florida	61 83									259	H	Northern Ariz.	90 66
LAST 12 Division I GAMES:															
71	A	Utah	55 71	10	A	Arizona St.	37 64								
27	H	Southern California	66 63	5	A	Stanford	56 71								
8	H	UCLA	64 82	63	A	California	35 64								
7	H	Oregon St.	47 61	55	H	Washington St.	66 74								
80	H	Oregon	46 59	20	H	Washington	74 76								
94	A	Arizona	52 63	246	A	Wyoming	68 77								

Non-Div I Games:

Colorado

Loss, Non-Conf, S Site, H Home A Away N Neutral

Average RPI Win:	223	WON-LOST	WINNING	LAST 10	STRENGTH OF	OPP. STRENGTH	TEAM	ADJ.	CONF.	ADJ CONF.
Average RPI Loss:	43	RECORD	PCT. RANK	GAMES	SCHEDULE	OF SCHEDULE	RPI	RPI	RPI	RPI
DIV. I ONLY	17- 1	6	10- 0	279	182	61	61	20	20	
DIV. I NON-CONF.	8- 1	23	2- 0	230	151	52	52	21	21	
TOTALS	RPI 1-25	RPI 26-50	W-L RECORDS	RPI 51-100	RPI 101-150	RPI 150+				
17- 1	1- 0	0- 1	OVERALL	0- 0	1- 0	15- 0				
9- 0	1- 0	0- 0	HOME	0- 0	1- 0	7- 0				
7- 1	0- 0	0- 1	AWAY	0- 0	0- 0	7- 0				
1- 0	0- 0	0- 0	NEUTRAL	0- 0	0- 0	1- 0				
8- 1	1- 0	0- 1	NON-CONFERENCE	0- 0	0- 0	7- 0				
4- 0	1- 0	0- 0	HOME	0- 0	0- 0	3- 0				
3- 1	0- 0	0- 1	AWAY	0- 0	0- 0	3- 0				
1- 0	0- 0	0- 0	NEUTRAL	0- 0	0- 0	1- 0				
9- 0	0- 0	0- 0	CONFERENCE	0- 0	1- 0	8- 0				
5- 0	0- 0	0- 0	HOME	0- 0	1- 0	4- 0				
4- 0	0- 0	0- 0	AWAY	0- 0	0- 0	4- 0				
0- 0	0- 0	0- 0	NEUTRAL	0- 0	0- 0	0- 0				

RPI 1-25				RPI 26-50				RPI 51-100				Team's RPI: 61				RPI 101+			
RPI	S	Opponent	Score	RPI	S	Opponent	Score	RPI	S	Opponent	Score	RPI	S	Opponent	Score	RPI	S	Opponent	Score
21	H	BYU	61 55	43	A	Penn	48 49									111	H	Boise St.	68 64
																168	H	Colorado	64 63
																171	A	UNLV	64 56
																179	A	Northern Colo.	62 46
																216	H	Montana	75 43
																220	A	San Jose St.	80 78
																220	H	San Jose St.	76 54
																225	A	Utah St.	69 49
																243	N	Morgan St.	54 36
																246	H	Wyoming	63 42
																267	A	Navy	82 73
																275	A	San Diego St.	60 57
																275	H	San Diego St.	70 54
																300	A	Denver	74 46
																316	H	Incarinate Word	60 37
																343	H	Air Force	71 47
LAST 12 Division I GAMES:																			
275	H	San Diego St.	70 54	220	H	San Jose St.	76 54												
246	H	Wyoming	63 42	171	A	UNLV	64 56												
220	A	San Jose St.	80 78	111	H	Boise St.	68 64												
343	H	Air Force	71 47	300	A	Denver	74 46												
225	A	Utah St.	69 49	216	H	Montana	75 43												
275	A	San Diego St.	60 57	179	A	Northern Colo.	62 46												

Non-Div I Games: Okla. Panhandle 90 45 Western St. 84 42

Colorado St.

■ Loss,
 ■ Non-Conf, S Site,
 ■ Home
 ■ Away
 N Neutral

Average RPI Win: 285		WON-LOST	WINNING	LAST 10	STRENGTH OF	OPP. STRENGTH	TEAM	ADJ.	CONF.	ADJ CONF.
Average RPI Loss: 149		RECORD	PCT. RANK	GAMES	SCHEDULE	OF SCHEDULE	RPI	RPI	RPI	RPI
DIV. I ONLY		10- 8	140	4- 5	303	286	233	233	10	10
DIV. I NON-CONF.		10- 4	86	5- 2	306	314	168	168	11	11
TOTALS		RPI 1-25	RPI 26-50	W-L RECORDS	RPI 51-100	RPI 101-150	RPI 150+			
10- 8	0- 1		0- 0	OVERALL	0- 0	0- 3	10- 4			
6- 4	0- 0		0- 0	HOME	0- 0	0- 2	6- 2			
4- 3	0- 1		0- 0	AWAY	0- 0	0- 0	4- 2			
0- 1	0- 0		0- 0	NEUTRAL	0- 0	0- 1	0- 0			
10- 4	0- 1		0- 0	NON-CONFERENCE	0- 0	0- 2	10- 1			
6- 1	0- 0		0- 0	HOME	0- 0	0- 1	6- 0			
4- 2	0- 1		0- 0	AWAY	0- 0	0- 0	4- 1			
0- 1	0- 0		0- 0	NEUTRAL	0- 0	0- 1	0- 0			
0- 4	0- 0		0- 0	CONFERENCE	0- 0	0- 1	0- 3			
0- 3	0- 0		0- 0	HOME	0- 0	0- 1	0- 2			
0- 1	0- 0		0- 0	AWAY	0- 0	0- 0	0- 1			
0- 0	0- 0		0- 0	NEUTRAL	0- 0	0- 0	0- 0			

RPI 1-25				RPI 26-50				RPI 51-100				RPI 101+				Team's RPI: 233	
RPI	S	Opponent	Score	RPI	S	Opponent	Score	RPI	S	Opponent	Score	RPI	S	Opponent	Score		
10	A	Arizona St.	49 70									109	N	Toledo	75 88		
												110	H	Stony Brook	71 79		
												141	H	Harvard	66 69		
												182	A	Cornell	73 84		
												182	H	Cornell	59 66		
												185	A	UMBC	70 68		
												192	A	Rhode Island	56 57		
												214	H	Binghamton	71 64		
												263	H	Loyola Maryland	63 53		
												269	H	Dartmouth	73 76		
												274	H	Saint Francis (PA)	82 78		
												276	H	Vermont	73 56		
												314	A	Fairleigh Dickinson	87 83		
												323	A	UMass Lowell	67 57		
												326	A	LIU Brooklyn	84 74		
												337	H	NJIT	72 52		
												338	H	Wagner	67 48		
LAST 12 Division I GAMES:																	
141	H	Harvard	66 69	338	H	Wagner	67 48										
269	H	Dartmouth	73 76	326	A	LIU Brooklyn	84 74										
182	A	Cornell	73 84	192	A	Rhode Island	56 57										
182	H	Cornell	59 66	214	H	Binghamton	71 64										
337	H	NJIT	72 52	10	A	Arizona St.	49 70										
314	A	Fairleigh Dickinson	87 83	109	N	Toledo	75 88										

Non-Div I Games:	Central Penn	102	18
------------------	--------------	-----	----

Columbia

Loss, Non-Conf, S Site, H Home A Away N Neutral

Average RPI Win:	314	WON-LOST	WINNING	LAST 10	STRENGTH OF	OPP. STRENGTH	TEAM	ADJ.	CONF.	ADJ CONF.
Average RPI Loss:	131	RECORD	PCT. RANK	GAMES	SCHEDULE	OF SCHEDULE	RPI	RPI	RPI	RPI
DIV. I ONLY	7- 11	236	5- 4	240	254	232	232	30	30	
DIV. I NON-CONF.	3- 8	258	1- 3	97	124	193	193	30	30	
TOTALS	RPI 1-25	RPI 26-50	W-L RECORDS	RPI 51-100	RPI 101-150	RPI 150+				
7- 11	0- 0	0- 3	OVERALL	0- 4	0- 0	7- 4				
4- 1	0- 0	0- 0	HOME	0- 0	0- 0	4- 1				
2- 9	0- 0	0- 3	AWAY	0- 3	0- 0	2- 3				
1- 1	0- 0	0- 0	NEUTRAL	0- 1	0- 0	1- 0				
3- 8	0- 0	0- 3	NON-CONFERENCE	0- 4	0- 0	3- 1				
1- 1	0- 0	0- 0	HOME	0- 0	0- 0	1- 1				
1- 6	0- 0	0- 3	AWAY	0- 3	0- 0	1- 0				
1- 1	0- 0	0- 0	NEUTRAL	0- 1	0- 0	1- 0				
4- 3	0- 0	0- 0	CONFERENCE	0- 0	0- 0	4- 3				
3- 0	0- 0	0- 0	HOME	0- 0	0- 0	3- 0				
1- 3	0- 0	0- 0	AWAY	0- 0	0- 0	1- 3				
0- 0	0- 0	0- 0	NEUTRAL	0- 0	0- 0	0- 0				

RPI S	Opponent	Score	RPI S	Opponent	Score	RPI S	Opponent	Score	RPI S	Opponent	Score	Team's RPI: 232
28	A Syracuse	56 88	62	N Auburn	54 69	185	H UMBC	61 68				
39	A West Virginia	64 96	87	A Virginia	40 75	243	A Morgan St.	51 72				
44	A Miami (FL)	59 78	96	A VCU	42 73	258	A Bethune-Cookman	56 69				
			98	A Virginia Tech	39 72	278	H N.C. A&T	65 59				
						284	A Towson	81 69				
						295	H UMES	61 54				
						304	A Florida A&M	73 79				
						320	A Howard	83 67				
						331	N Lafayette	64 57				
						339	H Mt. St. Mary's	66 55				
						349	H Norfolk St.	69 44				
LAST 12 Division I GAMES:												
243	A Morgan St.	51 72	349	H Norfolk St.	69 44							
295	H UMES	61 54	331	N Lafayette	64 57							
278	H N.C. A&T	65 59	87	A Virginia	40 75							
304	A Florida A&M	73 79	62	N Auburn	54 69							
258	A Bethune-Cookman	56 69	98	A Virginia Tech	39 72							
320	A Howard	83 67	28	A Syracuse	56 88							

Non-Div I Games: Bowie St.

63 64

Coppin St.

Average RPI Win: 262	WON-LOST	WINNING	LAST 10	STRENGTH OF	OPP. STRENGTH	TEAM	ADJ.	CONF.	ADJ CONF.
Average RPI Loss: 151	RECORD	PCT. RANK	GAMES	SCHEDULE	OF SCHEDULE	RPI	RPI	RPI	RPI
DIV. I ONLY	11- 7	110	7- 3	266	276	182	182	10	10
DIV. I NON-CONF.	8- 6	136	5- 3	287	295	200	200	11	11

TOTALS	RPI 1-25	RPI 26-50	W-L RECORDS	RPI 51-100	RPI 101-150	RPI 150+			
11- 7	0- 1	0- 0	OVERALL	0- 0	0- 4	11- 2			
8- 2	0- 0	0- 0	HOME	0- 0	0- 2	8- 0			
3- 5	0- 1	0- 0	AWAY	0- 0	0- 2	3- 2			
0- 0	0- 0	0- 0	NEUTRAL	0- 0	0- 0	0- 0			
8- 6	0- 1	0- 0	NON-CONFERENCE	0- 0	0- 3	8- 2			
6- 1	0- 0	0- 0	HOME	0- 0	0- 1	6- 0			
2- 5	0- 1	0- 0	AWAY	0- 0	0- 2	2- 2			
0- 0	0- 0	0- 0	NEUTRAL	0- 0	0- 0	0- 0			
3- 1	0- 0	0- 0	CONFERENCE	0- 0	0- 1	3- 0			
2- 1	0- 0	0- 0	HOME	0- 0	0- 1	2- 0			
1- 0	0- 0	0- 0	AWAY	0- 0	0- 0	1- 0			
0- 0	0- 0	0- 0	NEUTRAL	0- 0	0- 0	0- 0			

RPI 1-25				RPI 26-50				RPI 51-100				RPI 101+ Team's RPI: 182			
RPI	S	Opponent	Score	RPI	S	Opponent	Score	RPI	S	Opponent	Score	RPI	S	Opponent	Score
5	A	Stanford	38 93									110	H	Stony Brook	49 58
												125	A	Buffalo	41 59
												135	A	Marshall	47 73
												141	H	Harvard	56 65
												208	A	Bryant	70 62
												214	H	Binghamton	64 57
												218	A	Hartford	50 53
												223	H	Fairfield	59 35
												233	A	Columbia	66 59
												233	H	Columbia	84 73
												269	H	Dartmouth	71 58
												274	H	Saint Francis (PA)	75 69
												284	H	Towson	88 60
												299	H	Colgate	73 60
												305	H	Delaware St.	71 62
												320	A	Howard	74 76
												341	A	Cal St. Fullerton	59 47
LAST 12 Division I GAMES:															
269	H	Dartmouth	71 58	214	H	Binghamton	64 57								
141	H	Harvard	56 65	341	A	Cal St. Fullerton	59 47								
233	H	Columbia	84 73	5	A	Stanford	38 93								
233	A	Columbia	66 59	223	H	Fairfield	59 35								
305	H	Delaware St.	71 62	110	H	Stony Brook	49 58								
320	A	Howard	74 76	284	H	Towson	88 60								

Non-Div I Games:

Cornell

Average RPI Win:	169	WON-LOST	WINNING	LAST 10	STRENGTH OF	OPP. STRENGTH	TEAM	ADJ.	CONF.	ADJ CONF.
Average RPI Loss:	79	RECORD	PCT. RANK	GAMES	SCHEDULE	OF SCHEDULE	RPI	RPI	RPI	RPI
DIV. I ONLY	11- 12	181	5- 5	65	74	120	120	6	6	
DIV. I NON-CONF.	6- 6	160	1- 0	100	112	126	126	6	6	
TOTALS	RPI 1-25	RPI 26-50	W-L RECORDS	RPI 51-100	RPI 101-150	RPI 150+				
11- 12	0- 1	0- 2	OVERALL	2- 5	2- 3	7- 1				
7- 4	0- 1	0- 1	HOME	1- 1	2- 1	4- 0				
2- 7	0- 0	0- 1	AWAY	1- 3	0- 2	1- 1				
2- 1	0- 0	0- 0	NEUTRAL	0- 1	0- 0	2- 0				
6- 6	0- 0	0- 0	NON-CONFERENCE	0- 4	1- 1	5- 1				
3- 1	0- 0	0- 0	HOME	0- 1	1- 0	2- 0				
1- 4	0- 0	0- 0	AWAY	0- 2	0- 1	1- 1				
2- 1	0- 0	0- 0	NEUTRAL	0- 1	0- 0	2- 0				
5- 6	0- 1	0- 2	CONFERENCE	2- 1	1- 2	2- 0				
4- 3	0- 1	0- 1	HOME	1- 0	1- 1	2- 0				
1- 3	0- 0	0- 1	AWAY	1- 1	0- 1	0- 0				
0- 0	0- 0	0- 0	NEUTRAL	0- 0	0- 0	0- 0				

RPI 1-25				RPI 26-50				RPI 51-100				RPI 101+				Team's RPI: 120
RPI	S	Opponent	Score	RPI	S	Opponent	Score	RPI	S	Opponent	Score	RPI	S	Opponent	Score	
18	H	Seton Hall	82 86	26	A	DePaul	63 81	57	H	South Dakota St.	51 53	101	A	Georgetown	57 69	
				41	H	St. John's (NY)	55 66	60	A	Villanova	65 62	101	H	Georgetown	44 57	
								60	H	Villanova	53 48	104	A	Drake	72 81	
								67	A	Nebraska	63 65	112	H	UNI	69 61	
								71	A	Utah	58 74	133	H	Xavier	74 47	
								77	A	Marquette	72 79	172	H	Butler	77 49	
								79	N	Northwestern	52 75	175	N	East Carolina	91 66	
												180	N	Eastern Wash.	66 60	
												184	H	Marist	89 46	
												201	A	Kansas	54 67	
												234	H	Providence	72 48	
												262	A	Omaha	69 46	
												290	H	Wichita St.	79 54	
LAST 12 Division I GAMES:																
101	H	Georgetown	44 57	133	H	Xavier	74 47									
60	H	Villanova	53 48	60	A	Villanova	65 62									
77	A	Marquette	72 79	101	A	Georgetown	57 69									
26	A	DePaul	63 81	18	H	Seton Hall	82 86									
234	H	Providence	72 48	41	H	St. John's (NY)	55 66									
172	H	Butler	77 49	112	H	UNI	69 61									

Non-Div I Games:

Creighton

Average RPI Win:	262	WON-LOST	WINNING	LAST 10	STRENGTH OF	OPP. STRENGTH	TEAM	ADJ.	CONF.	ADJ CONF.
Average RPI Loss:	175	RECORD	PCT. RANK	GAMES	SCHEDULE	OF SCHEDULE	RPI	RPI	RPI	RPI
DIV. I ONLY	7- 13	248	5- 5	274	266	269	269	10	10	
DIV. I NON-CONF.	5- 11	244	4- 4	296	303	301	301	11	11	
TOTALS	RPI 1-25	RPI 26-50	W-L RECORDS	RPI 51-100	RPI 101-150	RPI 150+				
7- 13	0- 1	0- 0	OVERALL	0- 2	1- 1	6- 9				
2- 6	0- 0	0- 0	HOME	0- 1	0- 1	2- 4				
5- 5	0- 1	0- 0	AWAY	0- 1	1- 0	4- 3				
0- 2	0- 0	0- 0	NEUTRAL	0- 0	0- 0	0- 2				
5- 11	0- 1	0- 0	NON-CONFERENCE	0- 2	0- 0	5- 8				
2- 5	0- 0	0- 0	HOME	0- 1	0- 0	2- 4				
3- 4	0- 1	0- 0	AWAY	0- 1	0- 0	3- 2				
0- 2	0- 0	0- 0	NEUTRAL	0- 0	0- 0	0- 2				
2- 2	0- 0	0- 0	CONFERENCE	0- 0	1- 1	1- 1				
0- 1	0- 0	0- 0	HOME	0- 0	0- 1	0- 0				
2- 1	0- 0	0- 0	AWAY	0- 0	1- 0	1- 1				
0- 0	0- 0	0- 0	NEUTRAL	0- 0	0- 0	0- 0				

RPI 1-25				RPI 26-50				RPI 51-100				RPI 101+ Team's RPI: 269			
RPI	S	Opponent	Score	RPI	S	Opponent	Score	RPI	S	Opponent	Score	RPI	S	Opponent	Score
12	A	Louisville	52 94					75	A	Drexel	53 69	141	A	Harvard	70 64
								93	H	Maine	41 59	141	H	Harvard	43 56
												152	N	McNeese St.	56 78
												164	N	Jacksonville	44 51
												182	A	Cornell	58 71
												190	A	Oakland	60 78
												192	H	Rhode Island	41 57
												218	A	Hartford	43 36
												233	A	Columbia	76 73
												253	H	American	41 45
												266	H	New Hampshire	57 61
												272	A	Holy Cross	60 54
												276	H	Vermont	54 56
												285	A	Central Conn. St.	55 59
												289	H	Niagara	60 47
												337	A	NJIT	46 39
												346	H	Boston U.	72 52
LAST 12 Division I GAMES:															
182	A	Cornell	58 71	272	A	Holy Cross	60 54								
233	A	Columbia	76 73	289	H	Niagara	60 47								
141	A	Harvard	70 64	253	H	American	41 45								
141	H	Harvard	43 56	12	A	Louisville	52 94								
337	A	NJIT	46 39	218	A	Hartford	43 36								
285	A	Central Conn. St.	55 59	276	H	Vermont	54 56								

Non-Div I Games:

Dartmouth

■ Loss,
 ■ Non-Conf, S Site,
 ■ Home
 ■ Away
 N Neutral

Davidson

Through Games Of Feb. 4, 2016

Average RPI Win:	228	WON-LOST	WINNING	LAST 10	STRENGTH OF	OPP. STRENGTH	TEAM	ADJ.	CONF.	ADJ CONF.
Average RPI Loss:	98	RECORD	PCT. RANK	GAMES	SCHEDULE	OF SCHEDULE	RPI	RPI	RPI	RPI
DIV. I ONLY	10- 13	209	4- 6	133	114	170	170	7	7	
DIV. I NON-CONF.	6- 7	176	0- 2	210	166	187	187	8	8	
TOTALS	RPI 1-25	RPI 26-50	W-L RECORDS	RPI 51-100	RPI 101-150	RPI 150+				
10- 13	0- 1	0- 3	OVERALL	1- 4	0- 1	9- 4				
4- 6	0- 1	0- 2	HOME	0- 2	0- 0	4- 1				
5- 7	0- 0	0- 1	AWAY	1- 2	0- 1	4- 3				
1- 0	0- 0	0- 0	NEUTRAL	0- 0	0- 0	1- 0				
6- 7	0- 1	0- 1	NON-CONFERENCE	0- 2	0- 1	6- 2				
2- 3	0- 1	0- 0	HOME	0- 1	0- 0	2- 1				
3- 4	0- 0	0- 1	AWAY	0- 1	0- 1	3- 1				
1- 0	0- 0	0- 0	NEUTRAL	0- 0	0- 0	1- 0				
4- 6	0- 0	0- 2	CONFERENCE	1- 2	0- 0	3- 2				
2- 3	0- 0	0- 2	HOME	0- 1	0- 0	2- 0				
2- 3	0- 0	0- 0	AWAY	1- 1	0- 0	1- 2				
0- 0	0- 0	0- 0	NEUTRAL	0- 0	0- 0	0- 0				

RPI 1-25				RPI 26-50				RPI 51-100				RPI 101+				Team's RPI: 170	
RPI	S	Opponent	Score	RPI	S	Opponent	Score	RPI	S	Opponent	Score	RPI	S	Opponent	Score		
19	H	Michigan St.	44 73	33	H	St. Bonaventure	47 59	51	A	Dayton	66 77	132	A	Wake Forest	58 77		
				35	A	North Carolina St.	42 58	65	A	James Madison	45 87	153	H	ETSU	58 65		
				37	H	George Washington	60 79	85	H	Charlotte	88 99	160	A	Fordham	40 51		
								86	H	Saint Louis	50 79	160	H	Fordham	69 51		
								96	A	VCU	56 50	187	H	George Mason	68 63		
												192	A	Rhode Island	62 78		
												221	A	Furman	69 51		
												227	A	Radford	68 79		
												235	N	Bowling Green	60 56		
												239	A	High Point	62 60		
												252	A	UNCW	77 50		
												280	A	La Salle	66 58		
												296	H	Western Caro.	64 51		
												312	H	South Carolina St.	63 51		
LAST 12 Division I GAMES:																	
				187	H	George Mason	68 63	33	H	St. Bonaventure	47 59						
				51	A	Dayton	66 77	86	H	Saint Louis	50 79						
				37	H	George Washington	60 79	280	A	La Salle	66 58						
				192	A	Rhode Island	62 78	160	A	Fordham	40 51						
				160	H	Fordham	69 51	65	A	James Madison	45 87						
				96	A	VCU	56 50	85	H	Charlotte	88 99						

Non-Div I Games:

Davidson

■ Loss,
 ■ Non-Conf,
 S Site,
 ■ Home
 ■ Away
 N Neutral

Average RPI Win:	120	WON-LOST	WINNING	LAST 10	STRENGTH OF	OPP. STRENGTH	TEAM	ADJ.	CONF.	ADJ CONF.
Average RPI Loss:	48	RECORD	PCT. RANK	GAMES	SCHEDULE	OF SCHEDULE	RPI	RPI	RPI	RPI
DIV. I ONLY	11- 9	144	4- 6	6	37	51	51	7	7	
DIV. I NON-CONF.	7- 4	110	1- 2	7	4	15	15	8	8	
TOTALS	RPI 1-25	RPI 26-50	W-L RECORDS	RPI 51-100	RPI 101-150	RPI 150+				
11- 9	1- 3	1- 3	OVERALL	4- 3	1- 0	4- 0				
5- 4	0- 0	1- 2	HOME	2- 2	0- 0	2- 0				
4- 4	0- 2	0- 1	AWAY	1- 1	1- 0	2- 0				
2- 1	1- 1	0- 0	NEUTRAL	1- 0	0- 0	0- 0				
7- 4	1- 2	1- 1	NON-CONFERENCE	3- 1	1- 0	1- 0				
4- 1	0- 0	1- 0	HOME	2- 1	0- 0	1- 0				
1- 2	0- 1	0- 1	AWAY	0- 0	1- 0	0- 0				
2- 1	1- 1	0- 0	NEUTRAL	1- 0	0- 0	0- 0				
4- 5	0- 1	0- 2	CONFERENCE	1- 2	0- 0	3- 0				
1- 3	0- 0	0- 2	HOME	0- 1	0- 0	1- 0				
3- 2	0- 1	0- 0	AWAY	1- 1	0- 0	2- 0				
0- 0	0- 0	0- 0	NEUTRAL	0- 0	0- 0	0- 0				

RPI 1-25				RPI 26-50				RPI 51-100 Team's RPI: 51				RPI 101+			
RPI	S	Opponent	Score	RPI	S	Opponent	Score	RPI	S	Opponent	Score	RPI	S	Opponent	Score
5	N	Stanford	66 74	33	H	St. Bonaventure	54 59	52	H	Vanderbilt	81 56	109	A	Toledo	83 57
12	N	Louisville	79 66	36	A	Purdue	58 61	86	A	Saint Louis	56 70	157	H	Wisconsin	87 64
23	A	Green Bay	52 68	37	H	George Washington	61 62	88	A	Saint Joseph's	71 61	170	H	Davidson	77 66
25	A	Duquesne	58 89	50	H	Princeton	85 81	89	H	Gonzaga	47 57	204	A	Richmond	60 48
								93	N	Maine	58 37	280	A	La Salle	67 51
								96	H	VCU	72 74				
								100	H	Yale	81 75				
LAST 12 Division I GAMES:															
170	H	Davidson	77 66	37	H	George Washington	61 62								
280	A	La Salle	67 51	204	A	Richmond	60 48								
88	A	Saint Joseph's	71 61	25	A	Duquesne	58 89								
33	H	St. Bonaventure	54 59	23	A	Green Bay	52 68								
86	A	Saint Louis	56 70	50	H	Princeton	85 81								
96	H	VCU	72 74	89	H	Gonzaga	47 57								

Non-Div I Games:

Dayton

■ Loss,
■ Non-Conf,
■ S Site,
■ H Home
■ A Away
N Neutral

Average RPI Win:	130	WON-LOST	WINNING	LAST 10	STRENGTH OF	OPP. STRENGTH	TEAM	ADJ.	CONF.	ADJ CONF.
Average RPI Loss:	43	RECORD	PCT. RANK	GAMES	SCHEDULE	OF SCHEDULE	RPI	RPI	RPI	RPI
DIV. I ONLY	17- 7	69	1- 2	13	42	26	26	6	6	
DIV. I NON-CONF.	8- 5	119	0- 1	12	31	44	44	6	6	
TOTALS	RPI 1-25	RPI 26-50	W-L RECORDS	RPI 51-100	RPI 101-150	RPI 150+				
17- 7	2- 4	4- 0	OVERALL	2- 2	4- 0	5- 1				
11- 4	0- 2	3- 0	HOME	1- 1	3- 0	4- 1				
6- 3	2- 2	1- 0	AWAY	1- 1	1- 0	1- 0				
0- 0	0- 0	0- 0	NEUTRAL	0- 0	0- 0	0- 0				
8- 5	1- 3	2- 0	NON-CONFERENCE	1- 1	1- 0	3- 1				
6- 2	0- 1	2- 0	HOME	0- 0	1- 0	3- 1				
2- 3	1- 2	0- 0	AWAY	1- 1	0- 0	0- 0				
0- 0	0- 0	0- 0	NEUTRAL	0- 0	0- 0	0- 0				
9- 2	1- 1	2- 0	CONFERENCE	1- 1	3- 0	2- 0				
5- 2	0- 1	1- 0	HOME	1- 1	2- 0	1- 0				
4- 0	1- 0	1- 0	AWAY	0- 0	1- 0	1- 0				
0- 0	0- 0	0- 0	NEUTRAL	0- 0	0- 0	0- 0				

RPI 1-25				RPI 26-50				RPI 51-100				RPI 101+			
RPI	S	Opponent	Score	RPI	S	Opponent	Score	RPI	S	Opponent	Score	RPI	S	Opponent	Score
1	A	Notre Dame	90 95	33	H	St. Bonaventure	77 54	57	A	South Dakota St.	79 88	101	H	Georgetown	75 53
3	A	Baylor	72 86	41	A	St. John's (NY)	71 61	60	H	Villanova	60 64	120	H	Creighton	81 63
4	H	UConn	70 86	41	H	St. John's (NY)	77 71	77	H	Marquette	91 86	133	A	Xavier	70 53
17	A	Texas A&M	80 66	47	H	Indiana	84 69	79	A	Northwestern	77 64	137	H	Southern Ill.	105 61
18	A	Seton Hall	86 74									155	H	Loyola Chicago	75 88
18	H	Seton Hall	74 83									172	A	Butler	61 54
												234	H	Providence	96 50
												299	H	Colgate	96 46
												317	H	Illinois St.	89 41
												336	H	Chicago St.	88 42
LAST 12 Division I GAMES:															
3	A	Baylor	72 86	172	A	Butler	61 54								
41	H	St. John's (NY)	77 71	60	H	Villanova	60 64								
18	H	Seton Hall	74 83	101	H	Georgetown	75 53								
234	H	Providence	96 50	18	A	Seton Hall	86 74								
120	H	Creighton	81 63	41	A	St. John's (NY)	71 61								
133	A	Xavier	70 53	77	H	Marquette	91 86								

Non-Div I Games:

DePaul

Delaware

Through Games Of Feb. 4, 2016

Average RPI Win:	237	WON-LOST	WINNING	LAST 10	STRENGTH OF	OPP. STRENGTH	TEAM	ADJ.	CONF.	ADJ CONF.
Average RPI Loss:	121	RECORD	PCT. RANK	GAMES	SCHEDULE	OF SCHEDULE	RPI	RPI	RPI	RPI
DIV. I ONLY	10- 10	166	5- 5	255	138	194	194	13	13	
DIV. I NON-CONF.	5- 6	180	1- 2	305	195	230	230	12	12	
TOTALS	RPI 1-25	RPI 26-50	W-L RECORDS	RPI 51-100	RPI 101-150	RPI 150+				
10- 10	0- 0	0- 0	OVERALL	0- 4	0- 2	10- 4				
6- 2	0- 0	0- 0	HOME	0- 1	0- 0	6- 1				
3- 7	0- 0	0- 0	AWAY	0- 3	0- 2	3- 2				
1- 1	0- 0	0- 0	NEUTRAL	0- 0	0- 0	1- 1				
5- 6	0- 0	0- 0	NON-CONFERENCE	0- 0	0- 2	5- 4				
2- 1	0- 0	0- 0	HOME	0- 0	0- 0	2- 1				
2- 4	0- 0	0- 0	AWAY	0- 0	0- 2	2- 2				
1- 1	0- 0	0- 0	NEUTRAL	0- 0	0- 0	1- 1				
5- 4	0- 0	0- 0	CONFERENCE	0- 4	0- 0	5- 0				
4- 1	0- 0	0- 0	HOME	0- 1	0- 0	4- 0				
1- 3	0- 0	0- 0	AWAY	0- 3	0- 0	1- 0				
0- 0	0- 0	0- 0	NEUTRAL	0- 0	0- 0	0- 0				

RPI S	Opponent	Score	RPI S	Opponent	Score	RPI S	Opponent	Score	RPI S	Opponent	Score	Team's RPI: 194
						65	A James Madison	55 75	101	A Georgetown	50 61	
						68	A Hofstra	49 58	103	A Bucknell	51 80	
						75	A Drexel	43 47	157	N Wisconsin	52 54	
						75	H Drexel	53 54	160	A Fordham	55 48	
									162	A Col. of Charleston	63 47	
									175	H East Carolina	58 68	
									184	A Marist	56 50	
									187	A George Mason	83 90	
									191	H William & Mary	67 63	
									199	H Northeastern	59 52	
									205	A Robert Morris	50 53	
									252	H UNCW	67 59	
									276	H Vermont	71 60	
									284	H Towson	69 64	
									329	N North Dakota St.	62 50	
									331	H Lafayette	67 47	
LAST 12 Division I GAMES:												
75	A Drexel	43 47	199	H Northeastern	59 52							
65	A James Madison	55 75	252	H UNCW	67 59							
191	H William & Mary	67 63	68	A Hofstra	49 58							
75	H Drexel	53 54	205	A Robert Morris	50 53							
284	H Towson	69 64	276	H Vermont	71 60							
162	A Col. of Charleston	63 47	103	A Bucknell	51 80							

Non-Div I Games:

Delaware

Loss, Non-Conf, S Site, H Home A Away N Neutral

Average RPI Win:	307	WON-LOST	WINNING	LAST 10	STRENGTH OF	OPP. STRENGTH	TEAM	ADJ.	CONF.	ADJ CONF.
Average RPI Loss:	183	RECORD	PCT. RANK	GAMES	SCHEDULE	OF SCHEDULE	RPI	RPI	RPI	RPI
DIV. I ONLY	7- 13	248	5- 5	312	318	305	305	30	30	
DIV. I NON-CONF.	3- 10	277	2- 3	205	268	292	292	30	30	
TOTALS	RPI 1-25	RPI 26-50	W-L RECORDS	RPI 51-100	RPI 101-150	RPI 150+				
7- 13	0- 0	0- 1	OVERALL	0- 2	0- 2	7- 8				
5- 5	0- 0	0- 0	HOME	0- 1	0- 0	5- 4				
1- 8	0- 0	0- 1	AWAY	0- 1	0- 2	1- 4				
1- 0	0- 0	0- 0	NEUTRAL	0- 0	0- 0	1- 0				
3- 10	0- 0	0- 1	NON-CONFERENCE	0- 2	0- 2	3- 5				
2- 4	0- 0	0- 0	HOME	0- 1	0- 0	2- 3				
0- 6	0- 0	0- 1	AWAY	0- 1	0- 2	0- 2				
1- 0	0- 0	0- 0	NEUTRAL	0- 0	0- 0	1- 0				
4- 3	0- 0	0- 0	CONFERENCE	0- 0	0- 0	4- 3				
3- 1	0- 0	0- 0	HOME	0- 0	0- 0	3- 1				
1- 2	0- 0	0- 0	AWAY	0- 0	0- 0	1- 2				
0- 0	0- 0	0- 0	NEUTRAL	0- 0	0- 0	0- 0				

RPI 1-25			RPI 26-50			RPI 51-100			RPI 101+			Team's RPI: 305
RPI	S	Opponent	Score	RPI	S	Opponent	Score	RPI	S	Opponent	Score	Score
				39	A	West Virginia	34 77	68	H	Hofstra	49 66	145 A Fla. Atlantic 55 83
								72	A	Temple	59 100	146 A Pittsburgh 43 77
												160 A Fordham 58 74
												182 A Cornell 62 71
												191 H William & Mary 59 65
												209 H Lehigh 49 83
												237 N Appalachian St. 76 69
												243 A Morgan St. 49 56
												278 H N.C. A&T 64 84
												294 A Savannah St. 67 59
												303 H Longwood 88 63
												312 A South Carolina St. 48 61
												312 H South Carolina St. 79 61
												320 H Howard 87 86
												338 H Wagner 66 44
												339 H Mt. St. Mary's 41 54
												348 H N.C. Central 66 56
LAST 12 Division I GAMES:												
312	H	South Carolina St.	79 61	243	A	Morgan St.	49 56					
278	H	N.C. A&T	64 84	182	A	Cornell	62 71					
348	H	N.C. Central	66 56	68	H	Hofstra	49 66					
294	A	Savannah St.	67 59	303	H	Longwood	88 63					
312	A	South Carolina St.	48 61	72	A	Temple	59 100					
320	H	Howard	87 86	338	H	Wagner	66 44					

Non-Div I Games:

Delaware St.

■ Loss,
 ■ Non-Conf,
 S Site,
 ■ Home
 ■ Away
 N Neutral

Average RPI Win:	298	WON-LOST	WINNING	LAST 10	STRENGTH OF	OPP. STRENGTH	TEAM	ADJ.	CONF.	ADJ CONF.
Average RPI Loss:	180	RECORD	PCT. RANK	GAMES	SCHEDULE	OF SCHEDULE	RPI	RPI	RPI	RPI
DIV. I ONLY	4- 18	321	2- 8	194	292	300	300	19	19	
DIV. I NON-CONF.	2- 11	306	0- 3	173	319	283	283	20	20	
TOTALS	RPI 1-25	RPI 26-50	W-L RECORDS	RPI 51-100	RPI 101-150	RPI 150+				
4- 18	0- 1	0- 0	OVERALL	0- 3	0- 2	4- 12				
2- 7	0- 0	0- 0	HOME	0- 2	0- 1	2- 4				
2- 9	0- 0	0- 0	AWAY	0- 0	0- 0	2- 1				
0- 2	0- 1	0- 0	NEUTRAL	0- 0	0- 0	0- 1				
2- 11	0- 1	0- 0	NON-CONFERENCE	0- 1	0- 1	2- 8				
0- 6	0- 0	0- 0	HOME	0- 1	0- 1	0- 4				
2- 3	0- 0	0- 0	AWAY	0- 0	0- 0	2- 3				
0- 2	0- 1	0- 0	NEUTRAL	0- 0	0- 0	0- 1				
2- 7	0- 0	0- 0	CONFERENCE	0- 2	0- 1	2- 4				
2- 1	0- 0	0- 0	HOME	0- 1	0- 0	2- 0				
0- 6	0- 0	0- 0	AWAY	0- 1	0- 1	0- 4				
0- 0	0- 0	0- 0	NEUTRAL	0- 0	0- 0	0- 0				

RPI	S	Opponent	Score	RPI	S	Opponent	Score	RPI	S	Opponent	Score	RPI	S	Opponent	Score
1	N	Notre Dame	52 94					57	H	South Dakota St.	39 76	114	A	IUPUI	75 81
								61	H	Colorado St.	46 74	148	H	Long Beach St.	41 48
								81	A	South Dakota	60 85	161	A	Oral Roberts	33 65
												166	N	Louisiana Tech	53 58
												173	H	Weber St.	49 61
												179	H	Northern Colo.	51 60
												189	A	Milwaukee	56 49
												219	H	Ill.-Chicago	46 56
												229	A	Western Ill.	60 63
												236	A	Seattle	51 59
												246	H	Wyoming	64 75
												262	A	Omaha	55 67
												265	A	Pepperdine	60 64
												308	A	UMKC	58 68
												329	H	North Dakota St.	64 53
												332	A	IPFW	49 61
												332	H	IPFW	53 50
												343	A	Air Force	57 48
LAST 12 Division I GAMES:															
332	A	IPFW	49 61	329	H	North Dakota St.	64 53	81	A	South Dakota	60 85	57	H	South Dakota St.	39 76
114	A	IUPUI	75 81	61	A	South Dakota	60 85	148	H	Long Beach St.	41 48	61	H	Colorado St.	46 74
161	A	Oral Roberts	33 65	57	H	South Dakota St.	39 76	61	H	Colorado St.	46 74	219	H	Ill.-Chicago	46 56
262	A	Omaha	55 67	148	H	Long Beach St.	41 48								
229	A	Western Ill.	60 63	61	H	Colorado St.	46 74								
332	H	IPFW	53 50	219	H	Ill.-Chicago	46 56								

Non-Div I Games:

Denver

■ Loss,
 ■ Non-Conf,
 S Site,
 ■ Home
 ■ Away
 N Neutral

Average RPI Win: 244	WON-LOST	WINNING	LAST 10	STRENGTH OF	OPP. STRENGTH	TEAM	ADJ.	CONF.	ADJ CONF.
Average RPI Loss: 100	RECORD	PCT. RANK	GAMES	SCHEDULE	OF SCHEDULE	RPI	RPI	RPI	RPI
DIV. I ONLY	9- 11	194	6- 4	132	143	181	181	14	14
DIV. I NON-CONF.	3- 7	248	0- 2	170	91	261	261	14	14
TOTALS	RPI 1-25	RPI 26-50	W-L RECORDS	RPI 51-100	RPI 101-150	RPI 150+			
9- 11	0- 3	0- 1	OVERALL	0- 1	1- 4	8- 2			
5- 6	0- 0	0- 0	HOME	0- 1	1- 3	4- 2			
4- 5	0- 3	0- 1	AWAY	0- 0	0- 1	4- 0			
0- 0	0- 0	0- 0	NEUTRAL	0- 0	0- 0	0- 0			
3- 7	0- 2	0- 1	NON-CONFERENCE	0- 1	0- 2	3- 1			
3- 3	0- 0	0- 0	HOME	0- 1	0- 1	3- 1			
0- 4	0- 2	0- 1	AWAY	0- 0	0- 1	0- 0			
0- 0	0- 0	0- 0	NEUTRAL	0- 0	0- 0	0- 0			
6- 4	0- 1	0- 0	CONFERENCE	0- 0	1- 2	5- 1			
2- 3	0- 0	0- 0	HOME	0- 0	1- 2	1- 1			
4- 1	0- 1	0- 0	AWAY	0- 0	0- 0	4- 0			
0- 0	0- 0	0- 0	NEUTRAL	0- 0	0- 0	0- 0			

RPI S	Opponent	Score	RPI S	Opponent	Score	RPI S	Opponent	Score	RPI S	Opponent	Score	Team's RPI: 181
14	A Maryland	41 97	33	A St. Bonaventure	73 84	73	H Michigan	61 88	105	H Wright St.	71 89	
19	A Michigan St.	42 81							106	H Youngstown St.	70 72	
23	A Green Bay	36 58							119	A Western Mich.	66 70	
									122	H Eastern Mich.	68 85	
									147	H Northern Ky.	66 65	
									189	A Milwaukee	89 79	
									190	H Oakland	73 79	
									202	A Valparaiso	72 66	
									207	H Cincinnati	77 68	
									219	A Ill.-Chicago	89 80	
									289	H Niagara	80 75	
									301	H Bradley	67 75	
									307	A Cleveland St.	66 60	
									307	H Cleveland St.	82 68	
									332	H IPFW	64 63	
LAST 12 Division I GAMES:												
307	A Cleveland St.	66 60	219	A Ill.-Chicago	89 80							
23	A Green Bay	36 58	202	A Valparaiso	72 66							
189	A Milwaukee	89 79	307	H Cleveland St.	82 68							
190	H Oakland	73 79	106	H Youngstown St.	70 72							
147	H Northern Ky.	66 65	122	H Eastern Mich.	68 85							
105	H Wright St.	71 89	19	A Michigan St.	42 81							

Non-Div I Games: Salem Int'l 81 50

Detroit

Drake

Through Games Of Feb. 4, 2016

Average RPI Win: 199	WON-LOST	WINNING	LAST 10	STRENGTH OF	OPP. STRENGTH	TEAM	ADJ.	CONF.	ADJ CONF.
Average RPI Loss: 111	RECORD	PCT. RANK	GAMES	SCHEDULE	OF SCHEDULE	RPI	RPI	RPI	RPI
DIV. I ONLY	13- 6	75	7- 3	186	129	104	104	21	21
DIV. I NON-CONF.	6- 4	125	0- 2	95	60	85	85	17	17
TOTALS	RPI 1-25	RPI 26-50	W-L RECORDS	RPI 51-100	RPI 101-150	RPI 150+			
13- 6	0- 1	0- 1	OVERALL	2- 1	1- 2	10- 1			
6- 3	0- 1	0- 0	HOME	1- 0	1- 2	4- 0			
6- 3	0- 0	0- 1	AWAY	1- 1	0- 0	5- 1			
1- 0	0- 0	0- 0	NEUTRAL	0- 0	0- 0	1- 0			
6- 4	0- 1	0- 1	NON-CONFERENCE	1- 1	1- 0	4- 1			
3- 1	0- 1	0- 0	HOME	1- 0	1- 0	1- 0			
2- 3	0- 0	0- 1	AWAY	0- 1	0- 0	2- 1			
1- 0	0- 0	0- 0	NEUTRAL	0- 0	0- 0	1- 0			
7- 2	0- 0	0- 0	CONFERENCE	1- 0	0- 2	6- 0			
3- 2	0- 0	0- 0	HOME	0- 0	0- 2	3- 0			
4- 0	0- 0	0- 0	AWAY	1- 0	0- 0	3- 0			
0- 0	0- 0	0- 0	NEUTRAL	0- 0	0- 0	0- 0			

RPI 1-25				RPI 26-50				RPI 51-100				RPI 101+ Team's RPI: 104			
RPI	S	Opponent	Score	RPI	S	Opponent	Score	RPI	S	Opponent	Score	RPI	S	Opponent	Score
23	H	Green Bay	61 86	46	A	Iowa	76 89	81	A	South Dakota	87 92	112	H	UNI	73 79
								92	H	Iowa St.	74 70	120	H	Creighton	81 72
								97	A	Missouri St.	82 75	137	H	Southern Ill.	67 77
												151	H	North Dakota	73 63
												155	A	Loyola Chicago	81 65
												157	A	Wisconsin	89 70
												171	A	UNLV	76 68
												188	N	Tulsa	91 80
												241	H	Indiana St.	80 55
												264	A	Northern Ill.	73 87
												290	A	Wichita St.	87 56
												301	A	Bradley	76 64
												306	H	Evansville	94 52
												317	H	Illinois St.	76 41
LAST 12 Division I GAMES:															
155	A	Loyola Chicago	81 65	97	A	Missouri St.	82 75								
301	A	Bradley	76 64	306	H	Evansville	94 52								
112	H	UNI	73 79	137	H	Southern Ill.	67 77								
317	H	Illinois St.	76 41	46	A	Iowa	76 89								
241	H	Indiana St.	80 55	264	A	Northern Ill.	73 87								
290	A	Wichita St.	87 56	23	H	Green Bay	61 86								

Non-Div I Games: William Penn 100 61

Drake

■ Loss,
 ■ Non-Conf, S Site,
 ■ Home
 ■ Away
 N Neutral

Average RPI Win: 152	WON-LOST	WINNING	LAST 10	STRENGTH OF	OPP. STRENGTH	TEAM	ADJ.	CONF.	ADJ CONF.
Average RPI Loss: 88	RECORD	PCT. RANK	GAMES	SCHEDULE	OF SCHEDULE	RPI	RPI	RPI	RPI
DIV. I ONLY	11- 9	144	7- 3	35	101	75	75	13	13
DIV. I NON-CONF.	4- 7	222	1- 2	17	45	120	120	12	12
TOTALS	RPI 1-25	RPI 26-50	W-L RECORDS	RPI 51-100	RPI 101-150	RPI 150+			
11- 9	0- 0	1- 3	OVERALL	2- 4	1- 0	7- 2			
7- 2	0- 0	1- 0	HOME	2- 1	1- 0	3- 1			
4- 5	0- 0	0- 3	AWAY	0- 2	0- 0	4- 0			
0- 2	0- 0	0- 0	NEUTRAL	0- 1	0- 0	0- 1			
4- 7	0- 0	1- 3	NON-CONFERENCE	0- 3	1- 0	2- 1			
3- 1	0- 0	1- 0	HOME	0- 1	1- 0	1- 0			
1- 4	0- 0	0- 3	AWAY	0- 1	0- 0	1- 0			
0- 2	0- 0	0- 0	NEUTRAL	0- 1	0- 0	0- 1			
7- 2	0- 0	0- 0	CONFERENCE	2- 1	0- 0	5- 1			
4- 1	0- 0	0- 0	HOME	2- 0	0- 0	2- 1			
3- 1	0- 0	0- 0	AWAY	0- 1	0- 0	3- 0			
0- 0	0- 0	0- 0	NEUTRAL	0- 0	0- 0	0- 0			

RPI 1-25				RPI 26-50				RPI 51-100				Team's RPI: 75				RPI 101+			
RPI	S	Opponent	Score	RPI	S	Opponent	Score	RPI	S	Opponent	Score	RPI	S	Opponent	Score	RPI	S	Opponent	Score
28	A	Syracuse	62 83	33	H	St. Bonaventure	58 46	52	H	Vanderbilt	64 74	126	H	Quinnipiac	62 49				
40	A	South Fla.	58 73	43	A	Penn	67 72	60	N	Villanova	55 67	156	A	Hampton	57 36				
								65	A	James Madison	56 67	162	H	Col. of Charleston	66 54				
								68	H	Hofstra	67 64	191	A	William & Mary	67 50				
								83	H	Elon	74 31	194	A	Delaware	54 53				
								88	A	Saint Joseph's	46 53	194	H	Delaware	47 43				
												199	A	Northeastern	53 49				
												199	H	Northeastern	65 73				
												216	N	Montana	50 58				
												269	H	Dartmouth	69 53				
LAST 12 Division I GAMES:																			
194	H	Delaware	47 43	191	A	William & Mary	67 50												
68	H	Hofstra	67 64	199	H	Northeastern	65 73												
199	A	Northeastern	53 49	162	H	Col. of Charleston	66 54												
194	A	Delaware	54 53	28	A	Syracuse	62 83												
83	H	Elon	74 31	126	H	Quinnipiac	62 49												
65	A	James Madison	56 67	43	A	Penn	67 72												

Non-Div I Games:

Drexel

■ Loss,
 ■ Non-Conf,
 ■ S Site,
 ■ H Home
 ■ A Away
 N Neutral

Average RPI Win:	154	WON-LOST	WINNING	LAST 10	STRENGTH OF	OPP. STRENGTH	TEAM	ADJ.	CONF.	ADJ CONF.
Average RPI Loss:	16	RECORD	PCT. RANK	GAMES	SCHEDULE	OF SCHEDULE	RPI	RPI	RPI	RPI
DIV. I ONLY	17- 7	69	6- 4	39	25	38	38	5	5	
DIV. I NON-CONF.	11- 3	54	2- 0	43	47	24	24	5	5	
TOTALS	RPI 1-25	RPI 26-50	W-L RECORDS	RPI 51-100	RPI 101-150	RPI 150+				
17- 7	0- 5	1- 2	OVERALL	5- 0	5- 0	6- 0				
11- 3	0- 2	0- 1	HOME	4- 0	3- 0	4- 0				
3- 4	0- 3	1- 1	AWAY	0- 0	1- 0	1- 0				
3- 0	0- 0	0- 0	NEUTRAL	1- 0	1- 0	1- 0				
11- 3	0- 3	1- 0	NON-CONFERENCE	3- 0	2- 0	5- 0				
7- 1	0- 1	0- 0	HOME	2- 0	1- 0	4- 0				
1- 2	0- 2	1- 0	AWAY	0- 0	0- 0	0- 0				
3- 0	0- 0	0- 0	NEUTRAL	1- 0	1- 0	1- 0				
6- 4	0- 2	0- 2	CONFERENCE	2- 0	3- 0	1- 0				
4- 2	0- 1	0- 1	HOME	2- 0	2- 0	0- 0				
2- 2	0- 1	0- 1	AWAY	0- 0	1- 0	1- 0				
0- 0	0- 0	0- 0	NEUTRAL	0- 0	0- 0	0- 0				

RPI 1-25				RPI 26-50				Team's RPI: 38				RPI 51-100				RPI 101+			
RPI	S	Opponent	Score	RPI	S	Opponent	Score	RPI	S	Opponent	Score	RPI	S	Opponent	Score	RPI	S	Opponent	Score
1	H	Notre Dame	61 68	28	A	Syracuse	50 86	76	H	Army West Point	72 61	107	H	Liberty	79 41				
2	A	South Carolina	55 66	35	H	North Carolina St.	62 65	87	H	Virginia	67 52	116	H	North Carolina	71 55				
12	A	Louisville	48 65	43	A	Penn	57 50	90	H	Boston College	71 51	130	N	Idaho	74 68				
16	A	Kentucky	61 71					92	N	Iowa St.	86 48	132	H	Wake Forest	95 68				
17	H	Texas A&M	66 72					99	H	Minnesota	84 64	146	A	Pittsburgh	70 48				
												167	N	Texas St.	85 34				
												224	H	Massachusetts	70 46				
												242	A	Clemson	72 43				
												252	H	UNCW	78 56				
												296	H	Western Caro.	84 47				
												313	H	Winthrop	78 50				
LAST 12 Division I GAMES:																			
87	H	Virginia	67 52	35	H	North Carolina St.	62 65												
1	H	Notre Dame	61 68	12	A	Louisville	48 65												
146	A	Pittsburgh	70 48	132	H	Wake Forest	95 68												
116	H	North Carolina	71 55	28	A	Syracuse	50 86												
242	A	Clemson	72 43	252	H	UNCW	78 56												
90	H	Boston College	71 51	296	H	Western Caro.	84 47												

Non-Div I Games:

Duke

■ Loss,
 ■ Non-Conf, S Site,
 ■ Home
 ■ Away
 N Neutral

Average RPI Win:	173	WON-LOST	WINNING	LAST 10	STRENGTH OF	OPP. STRENGTH	TEAM	ADJ.	CONF.	ADJ CONF.
Average RPI Loss:	44	RECORD	PCT. RANK	GAMES	SCHEDULE	OF SCHEDULE	RPI	RPI	RPI	RPI
DIV. I ONLY	19- 2	8	9- 1	109	126	25	25	7	7	
DIV. I NON-CONF.	11- 1	16	2- 0	183	213	33	33	8	8	
TOTALS	RPI 1-25	RPI 26-50	W-L RECORDS	RPI 51-100	RPI 101-150	RPI 150+				
19- 2	0- 0	3- 2	OVERALL	3- 0	2- 0	11- 0				
8- 1	0- 0	3- 1	HOME	1- 0	0- 0	4- 0				
10- 1	0- 0	0- 1	AWAY	2- 0	2- 0	6- 0				
1- 0	0- 0	0- 0	NEUTRAL	0- 0	0- 0	1- 0				
11- 1	0- 0	2- 1	NON-CONFERENCE	1- 0	2- 0	6- 0				
4- 0	0- 0	2- 0	HOME	0- 0	0- 0	2- 0				
6- 1	0- 0	0- 1	AWAY	1- 0	2- 0	3- 0				
1- 0	0- 0	0- 0	NEUTRAL	0- 0	0- 0	1- 0				
8- 1	0- 0	1- 1	CONFERENCE	2- 0	0- 0	5- 0				
4- 1	0- 0	1- 1	HOME	1- 0	0- 0	2- 0				
4- 0	0- 0	0- 0	AWAY	1- 0	0- 0	3- 0				
0- 0	0- 0	0- 0	NEUTRAL	0- 0	0- 0	0- 0				

RPI S	Opponent	Score	RPI S	Opponent	Score	RPI S	Opponent	Score	RPI S	Opponent	Score
32	H Ohio	64 47	33	H St. Bonaventure	74 62	51	H Dayton	89 58	125	A Buffalo	79 62
37	H George Washington	52 70	41	H St. John's (NY)	76 57	84	A Central Mich.	68 49	146	A Pittsburgh	79 65
50	A Princeton	66 94				96	A VCU	71 67	160	H Fordham	55 40
									169	A New Mexico	78 69
									187	A George Mason	72 56
									192	A Rhode Island	79 70
									204	A Richmond	65 44
									224	H Massachusetts	73 64
									278	N N.C. A&T	81 67
									295	H UMES	95 59
									320	H Howard	86 62
									324	A Saint Peter's	63 38
									331	A Lafayette	73 65
LAST 12 Division I GAMES:											
224	H Massachusetts	73 64	160	H Fordham	55 40						
96	A VCU	71 67	187	A George Mason	72 56						
204	A Richmond	65 44	51	H Dayton	89 58						
33	H St. Bonaventure	74 62	146	A Pittsburgh	79 65						
37	H George Washington	52 70	41	H St. John's (NY)	76 57						
192	A Rhode Island	79 70	32	H Ohio	64 47						

Non-Div I Games: Slippery Rock 79 54

Duquesne

Average RPI Win:	235	WON-LOST	WINNING	LAST 10	STRENGTH OF	OPP. STRENGTH	TEAM	ADJ.	CONF.	ADJ CONF.
Average RPI Loss:	125	RECORD	PCT. RANK	GAMES	SCHEDULE	OF SCHEDULE	RPI	RPI	RPI	RPI
DIV. I ONLY	10- 10	166	5- 4	192	167	153	153	17	17	
DIV. I NON-CONF.	5- 7	198	2- 1	160	127	147	147	16	16	
TOTALS	RPI 1-25	RPI 26-50	W-L RECORDS	RPI 51-100	RPI 101-150	RPI 150+				
10- 10	0- 1	0- 0	OVERALL	0- 3	2- 3	8- 3				
6- 1	0- 0	0- 0	HOME	0- 1	1- 0	5- 0				
4- 9	0- 1	0- 0	AWAY	0- 2	1- 3	3- 3				
0- 0	0- 0	0- 0	NEUTRAL	0- 0	0- 0	0- 0				
5- 7	0- 1	0- 0	NON-CONFERENCE	0- 2	1- 2	4- 2				
3- 0	0- 0	0- 0	HOME	0- 0	1- 0	2- 0				
2- 7	0- 1	0- 0	AWAY	0- 2	0- 2	2- 2				
0- 0	0- 0	0- 0	NEUTRAL	0- 0	0- 0	0- 0				
5- 3	0- 0	0- 0	CONFERENCE	0- 1	1- 1	4- 1				
3- 1	0- 0	0- 0	HOME	0- 1	0- 0	3- 0				
2- 2	0- 0	0- 0	AWAY	0- 0	1- 1	1- 1				
0- 0	0- 0	0- 0	NEUTRAL	0- 0	0- 0	0- 0				

RPI 1-25				RPI 26-50				RPI 51-100				RPI 101+ Team's RPI: 153			
RPI	S	Opponent	Score	RPI	S	Opponent	Score	RPI	S	Opponent	Score	RPI	S	Opponent	Score
13	A	Tennessee	49 85					52	A	Vanderbilt	39 65	117	A	Iona	50 56
								56	H	Chattanooga	57 65	121	A	Samford	47 55
								83	A	Elon	38 50	128	A	Mercer	55 53
												132	A	Wake Forest	52 69
												143	H	UNC Asheville	74 68
												165	A	Old Dominion	56 52
												170	A	Davidson	65 58
												213	A	Eastern Ky.	41 64
												221	A	Furman	77 81
												237	A	Appalachian St.	52 70
												255	H	Austin Peay	80 76
												282	H	Campbell	70 55
												287	H	UNCG	89 73
												296	H	Western Caro.	74 62
												311	A	Wofford	70 54
												311	H	Wofford	70 69
LAST 12 Division I GAMES:															
311	H	Wofford	70 69	311	A	Wofford	70 54								
56	H	Chattanooga	57 65	221	A	Furman	77 81								
128	A	Mercer	55 53	117	A	Iona	50 56								
121	A	Samford	47 55	255	H	Austin Peay	80 76								
296	H	Western Caro.	74 62	170	A	Davidson	65 58								
287	H	UNCG	89 73	282	H	Campbell	70 55								

Non-Div I Games: Armstrong St. 62 52 Lees-McRae 73 46 Brevard 69 46

ETSU

Loss, Non-Conf, S Site, H Home A Away N Neutral

East Carolina

Through Games Of Feb. 4, 2016

Average RPI Win:	237	WON-LOST	WINNING	LAST 10	STRENGTH OF	OPP. STRENGTH	TEAM	ADJ.	CONF.	ADJ CONF.
Average RPI Loss:	80	RECORD	PCT. RANK	GAMES	SCHEDULE	OF SCHEDULE	RPI	RPI	RPI	RPI
DIV. I ONLY	9- 13	230	3- 7	106	102	175	175	8	8	
DIV. I NON-CONF.	6- 6	160	0- 2	57	179	113	113	7	7	
TOTALS	RPI 1-25	RPI 26-50	W-L RECORDS	RPI 51-100	RPI 101-150	RPI 150+				
9- 13	0- 1	0- 3	OVERALL	0- 6	0- 1	9- 2				
4- 4	0- 0	0- 1	HOME	0- 2	0- 0	4- 1				
3- 4	0- 0	0- 1	AWAY	0- 2	0- 0	3- 1				
2- 5	0- 1	0- 1	NEUTRAL	0- 2	0- 1	2- 0				
6- 6	0- 1	0- 1	NON-CONFERENCE	0- 3	0- 1	6- 0				
2- 0	0- 0	0- 0	HOME	0- 0	0- 0	2- 0				
2- 1	0- 0	0- 0	AWAY	0- 1	0- 0	2- 0				
2- 5	0- 1	0- 1	NEUTRAL	0- 2	0- 1	2- 0				
3- 7	0- 0	0- 2	CONFERENCE	0- 3	0- 0	3- 2				
2- 4	0- 0	0- 1	HOME	0- 2	0- 0	2- 1				
1- 3	0- 0	0- 1	AWAY	0- 1	0- 0	1- 1				
0- 0	0- 0	0- 0	NEUTRAL	0- 0	0- 0	0- 0				

RPI S	Opponent	Score	RPI S	Opponent	Score	RPI S	Opponent	Score	RPI S	Opponent	Score	Team's RPI: 175
2 N	South Carolina	57 88	32 N	Ohio	61 64	56 N	Chattanooga	61 72	120 N	Creighton	66 91	
			40 A	South Fla.	54 75	62 A	Auburn	69 83	180 N	Eastern Wash.	80 62	
			40 H	South Fla.	59 61	72 H	Temple	63 83	188 A	Tulsa	79 81	
						79 N	Northwestern	75 78	188 H	Tulsa	54 55	
						82 A	Tulane	73 78	194 A	Delaware	68 58	
						82 H	Tulane	51 66	198 N	UTRGV	70 59	
									203 H	Presbyterian	84 57	
									207 H	Cincinnati	63 60	
									240 H	Houston	76 70	
									251 A	UCF	71 56	
									327 H	Alcorn	87 58	
									334 A	A&M-Corpus Christi	82 46	
LAST 12 Division I GAMES:												
188 H	Tulsa	54 55	251 A	UCF	71 56							
72 H	Temple	63 83	82 H	Tulane	51 66							
82 A	Tulane	73 78	40 H	South Fla.	59 61							
207 H	Cincinnati	63 60	188 A	Tulsa	79 81							
40 A	South Fla.	54 75	2 N	South Carolina	57 88							
240 H	Houston	76 70	32 N	Ohio	61 64							

Non-Div I Games:

East Carolina

Loss, Non-Conf, S Site, H Home A Away N Neutral

Eastern Ill.

Through Games Of Feb. 4, 2016

Average RPI Win: 114	WON-LOST	WINNING	LAST 10	STRENGTH OF	OPP. STRENGTH	TEAM	ADJ.	CONF.	ADJ CONF.
Average RPI Loss: 209	RECORD	PCT. RANK	GAMES	SCHEDULE	OF SCHEDULE	RPI	RPI	RPI	RPI
DIV. I ONLY	1- 21	347	0- 10	239	309	342	342	24	24
DIV. I NON-CONF.	1- 11	336	0- 2	174	332	324	324	23	23
TOTALS	RPI 1-25	RPI 26-50	W-L RECORDS	RPI 51-100	RPI 101-150	RPI 150+			
1- 21	0- 0	0- 0	OVERALL	0- 2	1- 3	0- 16			
1- 8	0- 0	0- 0	HOME	0- 1	1- 0	0- 7			
0- 13	0- 0	0- 0	AWAY	0- 1	0- 3	0- 9			
0- 0	0- 0	0- 0	NEUTRAL	0- 0	0- 0	0- 0			
1- 11	0- 0	0- 0	NON-CONFERENCE	0- 1	1- 1	0- 9			
1- 4	0- 0	0- 0	HOME	0- 0	1- 0	0- 4			
0- 7	0- 0	0- 0	AWAY	0- 1	0- 1	0- 5			
0- 0	0- 0	0- 0	NEUTRAL	0- 0	0- 0	0- 0			
0- 10	0- 0	0- 0	CONFERENCE	0- 1	0- 2	0- 7			
0- 4	0- 0	0- 0	HOME	0- 1	0- 0	0- 3			
0- 6	0- 0	0- 0	AWAY	0- 0	0- 2	0- 4			
0- 0	0- 0	0- 0	NEUTRAL	0- 0	0- 0	0- 0			

RPI S	Opponent	Score	RPI S	Opponent	Score	RPI S	Opponent	Score	RPI S	Opponent	Score	Team's RPI: 342
						86	A Saint Louis	47 78	114	H IUPUI	77 71	
						95	H UT Martin	39 65	122	A Belmont	61 89	
									124	A Memphis	49 80	
									144	A SIUE	75 87	
									155	H Loyola Chicago	75 86	
									189	H Milwaukee	71 82	
									197	H Stetson	66 68	
									207	A Cincinnati	57 70	
									213	H Eastern Ky.	56 75	
									219	A Ill.-Chicago	54 66	
									229	H Western Ill.	69 92	
									241	A Indiana St.	42 60	
									249	H Tennessee St.	53 62	
									255	A Austin Peay	45 80	
									262	A Omaha	67 76	
									264	A Northern Ill.	63 79	
									277	A Tennessee Tech	74 81	
									280	A Jacksonville St.	52 60	
									288	H Morehead St.	77 85	
									292	A Murray St.	56 66	
LAST 12 Division I GAMES:												
144	A	SIUE	75	87	122	A	Belmont	61	89			
292	A	Murray St.	56	66	249	H	Tennessee St.	53	62			
255	A	Austin Peay	45	80	280	A	Jacksonville St.	52	60			
95	H	UT Martin	39	65	277	A	Tennessee Tech	74	81			
288	H	Morehead St.	77	85	219	A	Ill.-Chicago	54	66			
213	H	Eastern Ky.	56	75	207	A	Cincinnati	57	70			

Non-Div I Games:

Eastern Ill.

Loss, Non-Conf, S Site, H Home A Away N Neutral

Average RPI Win:	241	WON-LOST	WINNING	LAST 10	STRENGTH OF	OPP. STRENGTH	TEAM	ADJ.	CONF.	ADJ CONF.
Average RPI Loss:	161	RECORD	PCT. RANK	GAMES	SCHEDULE	OF SCHEDULE	RPI	RPI	RPI	RPI
DIV. I ONLY	10- 9	157	6- 4	261	237	213	213	24	24	
DIV. I NON-CONF.	4- 5	193	1- 0	123	196	162	162	23	23	
TOTALS	RPI 1-25	RPI 26-50	W-L RECORDS	RPI 51-100	RPI 101-150	RPI 150+				
10- 9	0- 0	0- 1	OVERALL	1- 2	0- 2	9- 4				
6- 3	0- 0	0- 0	HOME	1- 0	0- 1	5- 2				
3- 5	0- 0	0- 0	AWAY	0- 2	0- 1	3- 2				
1- 1	0- 0	0- 1	NEUTRAL	0- 0	0- 0	1- 0				
4- 5	0- 0	0- 1	NON-CONFERENCE	0- 2	0- 1	4- 1				
2- 1	0- 0	0- 0	HOME	0- 0	0- 1	2- 0				
1- 3	0- 0	0- 0	AWAY	0- 2	0- 0	1- 1				
1- 1	0- 0	0- 1	NEUTRAL	0- 0	0- 0	1- 0				
6- 4	0- 0	0- 0	CONFERENCE	1- 0	0- 1	5- 3				
4- 2	0- 0	0- 0	HOME	1- 0	0- 0	3- 2				
2- 2	0- 0	0- 0	AWAY	0- 0	0- 1	2- 1				
0- 0	0- 0	0- 0	NEUTRAL	0- 0	0- 0	0- 0				

RPI 1-25				RPI 26-50				RPI 51-100				RPI 101+ Team's RPI: 213			
RPI	S	Opponent	Score	RPI	S	Opponent	Score	RPI	S	Opponent	Score	RPI	S	Opponent	Score
				35	N	North Carolina St.	62 73	54	A	Western Ky.	60 76	105	H	Wright St.	69 71
								95	H	UT Martin	70 61	144	A	SIUE	74 89
								97	A	Missouri St.	63 87	153	H	ETSU	64 41
												178	H	Southeast Mo. St.	56 55
												204	A	Richmond	62 81
												245	A	Miami (OH)	77 72
												249	A	Tennessee St.	70 66
												255	A	Austin Peay	66 94
												274	N	Saint Francis (PA)	88 82
												277	H	Tennessee Tech	72 77
												280	H	Jacksonville St.	54 56
												288	H	Morehead St.	100 93
												292	H	Murray St.	72 60
												296	H	Western Caro.	91 62
												342	A	Eastern Ill.	75 56
LAST 12 Division I GAMES:															
				249	A	Tennessee St.	70 66	342	A	Eastern Ill.	75 56				
				288	H	Morehead St.	100 93	178	H	Southeast Mo. St.	56 55				
				280	H	Jacksonville St.	54 56	95	H	UT Martin	70 61				
				277	H	Tennessee Tech	72 77	255	A	Austin Peay	66 94				
				292	H	Murray St.	72 60	274	N	Saint Francis (PA)	88 82				
				144	A	SIUE	74 89	35	N	North Carolina St.	62 73				

Non-Div I Games: Cincinnati Christian 112 34 Davis & Elkins 73 58

Eastern Ky.

Average RPI Win:	202	WON-LOST	WINNING	LAST 10	STRENGTH OF	OPP. STRENGTH	TEAM	ADJ.	CONF.	ADJ CONF.
Average RPI Loss:	88	RECORD	PCT. RANK	GAMES	SCHEDULE	OF SCHEDULE	RPI	RPI	RPI	RPI
DIV. I ONLY	11- 8	127	4- 6	146	121	122	122	12	12	
DIV. I NON-CONF.	7- 2	57	2- 0	200	117	69	69	13	13	
TOTALS	RPI 1-25	RPI 26-50	W-L RECORDS	RPI 51-100	RPI 101-150	RPI 150+				
11- 8	0- 1	0- 1	OVERALL	1- 3	3- 2	7- 1				
6- 3	0- 0	0- 1	HOME	1- 1	2- 1	3- 0				
5- 4	0- 1	0- 0	AWAY	0- 1	1- 1	4- 1				
0- 1	0- 0	0- 0	NEUTRAL	0- 1	0- 0	0- 0				
7- 2	0- 1	0- 0	NON-CONFERENCE	1- 1	1- 0	5- 0				
3- 0	0- 0	0- 0	HOME	1- 0	0- 0	2- 0				
4- 1	0- 1	0- 0	AWAY	0- 0	1- 0	3- 0				
0- 1	0- 0	0- 0	NEUTRAL	0- 1	0- 0	0- 0				
4- 6	0- 0	0- 1	CONFERENCE	0- 2	2- 2	2- 1				
3- 3	0- 0	0- 1	HOME	0- 1	2- 1	1- 0				
1- 3	0- 0	0- 0	AWAY	0- 1	0- 1	1- 1				
0- 0	0- 0	0- 0	NEUTRAL	0- 0	0- 0	0- 0				

RPI 1-25				RPI 26-50				RPI 51-100				RPI 101+ Team's RPI: 122			
RPI	S	Opponent	Score	RPI	S	Opponent	Score	RPI	S	Opponent	Score	RPI	S	Opponent	Score
16	A	Kentucky	67 89	32	H	Ohio	64 71	58	A	Ball St.	54 76	108	A	Akron	72 75
								59	N	Abilene Christian	59 83	108	H	Akron	65 68
								73	H	Michigan	64 63	109	H	Toledo	59 41
								84	H	Central Mich.	65 66	125	H	Buffalo	67 56
												141	A	Harvard	85 81
												161	H	Oral Roberts	77 69
												181	A	Detroit	85 68
												198	H	UTRGV	78 56
												235	A	Bowling Green	63 67
												264	A	Northern Ill.	87 80
												297	A	Monmouth	78 68
												330	H	Kent St.	72 51
												343	A	Air Force	72 59
LAST 12 Division I GAMES:															
84	H	Central Mich.	65 66	32	H	Ohio	64 71	264	A	Northern Ill.	87 80	108	H	Akron	65 68
108	A	Akron	72 75	108	H	Akron	65 68	125	H	Buffalo	67 56	181	A	Detroit	85 68
235	A	Bowling Green	63 67	109	H	Toledo	59 41	73	H	Michigan	64 63	198	H	UTRGV	78 56
58	A	Ball St.	54 76	59	N	Abilene Christian	59 83	58	A	Ball St.	54 76	235	A	Bowling Green	63 67
330	H	Kent St.	72 51	84	H	Central Mich.	65 66	73	H	Michigan	64 63	264	A	Northern Ill.	87 80

Non-Div I Games: Madonna 104 45 Hillsdale 94 77

Eastern Mich.

Loss, Non-Conf, S Site, H Home A Away N Neutral

Average RPI Win:	241	WON-LOST	WINNING	LAST 10	STRENGTH OF	OPP. STRENGTH	TEAM	ADJ.	CONF.	ADJ CONF.
Average RPI Loss:	136	RECORD	PCT. RANK	GAMES	SCHEDULE	OF SCHEDULE	RPI	RPI	RPI	RPI
DIV. I ONLY	14- 7	85	9- 1	318	163	180	180	18	18	
DIV. I NON-CONF.	5- 6	180	0- 2	298	168	263	263	19	19	
TOTALS	RPI 1-25	RPI 26-50	W-L RECORDS	RPI 51-100	RPI 101-150	RPI 150+				
14- 7	0- 0	0- 0	OVERALL	0- 3	1- 2	13- 2				
8- 2	0- 0	0- 0	HOME	0- 1	0- 1	8- 0				
6- 2	0- 0	0- 0	AWAY	0- 0	1- 0	5- 0				
0- 3	0- 0	0- 0	NEUTRAL	0- 1	0- 1	0- 1				
5- 6	0- 0	0- 0	NON-CONFERENCE	0- 3	0- 2	5- 1				
3- 2	0- 0	0- 0	HOME	0- 1	0- 1	3- 0				
2- 1	0- 0	0- 0	AWAY	0- 1	0- 0	2- 0				
0- 3	0- 0	0- 0	NEUTRAL	0- 1	0- 1	0- 1				
9- 1	0- 0	0- 0	CONFERENCE	0- 0	1- 0	8- 1				
5- 0	0- 0	0- 0	HOME	0- 0	0- 0	5- 0				
4- 1	0- 0	0- 0	AWAY	0- 0	1- 0	3- 1				
0- 0	0- 0	0- 0	NEUTRAL	0- 0	0- 0	0- 0				

RPI 1-25				RPI 26-50				RPI 51-100				RPI 101+				Team's RPI: 180	
RPI	S	Opponent	Score	RPI	S	Opponent	Score	RPI	S	Opponent	Score	RPI	S	Opponent	Score		
								59	H	Abilene Christian	60	72	111	H	Boise St.	79	84
								79	N	Northwestern	70	74	120	N	Creighton	60	66
								89	A	Gonzaga	56	78	130	A	Idaho	74	66
													151	H	North Dakota	60	57
													163	H	Montana St.	81	69
													175	N	East Carolina	62	80
													179	H	Northern Colo.	59	55
													211	A	Sacramento St.	100	83
													216	H	Montana	67	65
													222	H	Utah Valley	68	64
													259	A	Northern Ariz.	81	71
													259	H	Northern Ariz.	72	65
													283	H	CSUN	70	59
													290	A	Wichita St.	67	62
													318	A	Portland St.	79	81
													328	A	Southern Utah	85	82
													341	A	Cal St. Fullerton	68	57
													343	H	Air Force	65	44
LAST 12 Division I GAMES:																	
259	H	Northern Ariz.	72	65	328	A	Southern Utah	85	82								
211	A	Sacramento St.	100	83	130	A	Idaho	74	66								
318	A	Portland St.	79	81	151	H	North Dakota	60	57								
216	H	Montana	67	65	179	H	Northern Colo.	59	55								
163	H	Montana St.	81	69	111	H	Boise St.	79	84								
259	A	Northern Ariz.	81	71	59	H	Abilene Christian	60	72								

Non-Div I Games: Eastern Ore. 64 40

Eastern Wash.

■ Loss,
 ■ Non-Conf,
 ■ S Site,
 ■ H Home
 ■ A Away
 N Neutral

Average RPI Win: 174	WON-LOST	WINNING	LAST 10	STRENGTH OF	OPP. STRENGTH	TEAM	ADJ.	CONF.	ADJ CONF.
Average RPI Loss: 113	RECORD	PCT. RANK	GAMES	SCHEDULE	OF SCHEDULE	RPI	RPI	RPI	RPI
DIV. I ONLY	11- 8	127	5- 5	102	91	83	83	13	13
DIV. I NON-CONF.	6- 4	125	1- 2	72	62	51	51	12	12
TOTALS	RPI 1-25	RPI 26-50	W-L RECORDS	RPI 51-100	RPI 101-150	RPI 150+			
11- 8	0- 1	1- 1	OVERALL	2- 3	0- 1	8- 2			
6- 1	0- 0	0- 0	HOME	2- 1	0- 0	4- 0			
5- 7	0- 1	1- 1	AWAY	0- 2	0- 1	4- 2			
0- 0	0- 0	0- 0	NEUTRAL	0- 0	0- 0	0- 0			
6- 4	0- 1	1- 1	NON-CONFERENCE	1- 0	0- 1	4- 1			
3- 0	0- 0	0- 0	HOME	1- 0	0- 0	2- 0			
3- 4	0- 1	1- 1	AWAY	0- 0	0- 1	2- 1			
0- 0	0- 0	0- 0	NEUTRAL	0- 0	0- 0	0- 0			
5- 4	0- 0	0- 0	CONFERENCE	1- 3	0- 0	4- 1			
3- 1	0- 0	0- 0	HOME	1- 1	0- 0	2- 0			
2- 3	0- 0	0- 0	AWAY	0- 2	0- 0	2- 1			
0- 0	0- 0	0- 0	NEUTRAL	0- 0	0- 0	0- 0			

RPI 1-25				RPI 26-50				RPI 51-100				RPI 101+			
RPI	S	Opponent	Score	RPI	S	Opponent	Score	RPI	S	Opponent	Score	RPI	S	Opponent	Score
2	A	South Carolina	63 78	35	A	North Carolina St.	69 66	65	H	James Madison	76 81	107	A	Liberty	63 72
				39	A	West Virginia	57 67	68	A	Hofstra	49 59	153	H	ETSU	50 38
								68	H	Hofstra	61 60	162	H	Col. of Charleston	52 41
								75	A	Drexel	31 74	199	A	Northeastern	56 54
								85	H	Charlotte	90 83	221	A	Furman	65 55
												239	H	High Point	80 69
												252	A	UNCW	67 60
												252	H	UNCW	70 53
												253	A	American	62 54
												267	A	Navy	70 73
												284	A	Towson	78 85
LAST 12 Division I GAMES:															
68	A	Hofstra	49 59	65	H	James Madison	76 81	68	H	Hofstra	61 60				
199	A	Northeastern	56 54	252	A	UNCW	67 60	39	A	West Virginia	57 67				
252	H	UNCW	70 53	2	A	South Carolina	63 78	239	H	High Point	80 69				
162	H	Col. of Charleston	52 41												
75	A	Drexel	31 74												
284	A	Towson	78 85												

Non-Div I Games: Lenoir-Rhyne 67 29

Elon

Average RPI Win:	304	WON-LOST	WINNING	LAST 10	STRENGTH OF	OPP. STRENGTH	TEAM	ADJ.	CONF.	ADJ CONF.
Average RPI Loss:	162	RECORD	PCT. RANK	GAMES	SCHEDULE	OF SCHEDULE	RPI	RPI	RPI	RPI
DIV. I ONLY	2- 18	339	1- 9	145	262	306	306	21	21	
DIV. I NON-CONF.	1- 10	330	0- 3	76	311	271	271	17	17	
TOTALS	RPI 1-25	RPI 26-50	W-L RECORDS	RPI 51-100	RPI 101-150	RPI 150+				
2- 18	0- 0	0- 0	OVERALL	0- 5	0- 5	2- 8				
1- 7	0- 0	0- 0	HOME	0- 2	0- 1	1- 4				
1- 9	0- 0	0- 0	AWAY	0- 2	0- 4	1- 3				
0- 2	0- 0	0- 0	NEUTRAL	0- 1	0- 0	0- 1				
1- 10	0- 0	0- 0	NON-CONFERENCE	0- 4	0- 2	1- 4				
0- 4	0- 0	0- 0	HOME	0- 2	0- 1	0- 1				
1- 4	0- 0	0- 0	AWAY	0- 1	0- 1	1- 2				
0- 2	0- 0	0- 0	NEUTRAL	0- 1	0- 0	0- 1				
1- 8	0- 0	0- 0	CONFERENCE	0- 1	0- 3	1- 4				
1- 3	0- 0	0- 0	HOME	0- 0	0- 0	1- 3				
0- 5	0- 0	0- 0	AWAY	0- 1	0- 3	0- 1				
0- 0	0- 0	0- 0	NEUTRAL	0- 0	0- 0	0- 0				

RPI S	Opponent	Score	RPI S	Opponent	Score	RPI S	Opponent	Score	RPI S	Opponent	Score	Team's RPI: 306
						58	H Ball St.	53 73	104	A Drake	52 94	
						66	N Santa Clara	44 62	112	A UNI	51 62	
						67	A Nebraska	40 85	114	H IUPUI	62 68	
						95	H UT Martin	48 75	133	A Xavier	57 65	
						97	A Missouri St.	70 77	137	A Southern Ill.	56 74	
									155	H Loyola Chicago	49 63	
									163	N Montana St.	55 81	
									235	A Bowling Green	56 74	
									241	H Indiana St.	44 59	
									245	A Miami (OH)	85 91	
									290	A Wichita St.	50 58	
									292	H Murray St.	54 73	
									301	H Bradley	62 46	
									307	A Cleveland St.	72 63	
									317	H Illinois St.	57 64	
LAST 12 Division I GAMES:												
241	H Indiana St.	44 59	155	H Loyola Chicago	49 63							
317	H Illinois St.	57 64	104	A Drake	52 94							
290	A Wichita St.	50 58	112	A UNI	51 62							
97	A Missouri St.	70 77	114	H IUPUI	62 68							
137	A Southern Ill.	56 74	58	H Ball St.	53 73							
301	H Bradley	62 46	95	H UT Martin	48 75							

Non-Div I Games:

Average RPI Win: 199	WON-LOST	WINNING	LAST 10	STRENGTH OF	OPP. STRENGTH	TEAM	ADJ.	CONF.	ADJ CONF.
Average RPI Loss: 65	RECORD	PCT. RANK	GAMES	SCHEDULE	OF SCHEDULE	RPI	RPI	RPI	RPI
DIV. I ONLY	18- 4	25	10- 0	148	172	69	69	28	28
DIV. I NON-CONF.	11- 4	76	5- 0	67	88	55	55	27	27
TOTALS	RPI 1-25	RPI 26-50	W-L RECORDS	RPI 51-100	RPI 101-150	RPI 150+			
18- 4	0- 0	1- 2	OVERALL	2- 1	4- 1	11- 0			
8- 2	0- 0	0- 0	HOME	1- 1	2- 1	5- 0			
8- 0	0- 0	1- 0	AWAY	0- 0	1- 0	6- 0			
2- 2	0- 0	0- 2	NEUTRAL	1- 0	1- 0	0- 0			
11- 4	0- 0	1- 2	NON-CONFERENCE	2- 1	4- 1	4- 0			
4- 2	0- 0	0- 0	HOME	1- 1	2- 1	1- 0			
5- 0	0- 0	1- 0	AWAY	0- 0	1- 0	3- 0			
2- 2	0- 0	0- 2	NEUTRAL	1- 0	1- 0	0- 0			
7- 0	0- 0	0- 0	CONFERENCE	0- 0	0- 0	7- 0			
4- 0	0- 0	0- 0	HOME	0- 0	0- 0	4- 0			
3- 0	0- 0	0- 0	AWAY	0- 0	0- 0	3- 0			
0- 0	0- 0	0- 0	NEUTRAL	0- 0	0- 0	0- 0			

RPI 1-25				RPI 26-50				RPI 51-100				Team's RPI: 69		RPI 101+			
RPI	S	Opponent	Score	RPI	S	Opponent	Score	RPI	S	Opponent	Score			RPI	S	Opponent	Score
				29	N	Mississippi St.	60 65	53	H	Arkansas St.	48 62			108	A	Akron	82 64
				32	N	Ohio	57 69	62	H	Auburn	52 45			119	N	Western Mich.	60 42
				37	A	George Washington	64 60	94	N	Arizona	57 55			126	H	Quinnipiac	71 70
														141	H	Harvard	74 65
														145	H	Fla. Atlantic	55 62
														164	H	Jacksonville	58 39
														197	H	Stetson	61 48
														218	H	Hartford	64 44
														230	H	USC Upstate	54 43
														234	A	Providence	50 41
														278	A	N.C. A&T	60 36
														286	A	Kennesaw St.	78 47
														302	A	North Florida	65 38
														310	A	FIU	81 53
														335	A	Lipscomb	71 39
														337	H	NJIT	70 37
LAST 12 Division I GAMES:																	
				164	H	Jacksonville	58 39	197	H	Stetson	61 48						
				302	A	North Florida	65 38	218	H	Hartford	64 44						
				286	A	Kennesaw St.	78 47	62	H	Auburn	52 45						
				335	A	Lipscomb	71 39	126	H	Quinnipiac	71 70						
				337	H	NJIT	70 37	119	N	Western Mich.	60 42						
				230	H	USC Upstate	54 43	94	N	Arizona	57 55						

Non-Div I Games: St. Thomas (FL) 86 33

FGCU

■ Loss,
 ■ Non-Conf,
 ■ S Site,
 ■ Home
 ■ Away
 N Neutral

Average RPI Win:	270	WON-LOST	WINNING	LAST 10	STRENGTH OF	OPP. STRENGTH	TEAM	ADJ.	CONF.	ADJ CONF.
Average RPI Loss:	149	RECORD	PCT. RANK	GAMES	SCHEDULE	OF SCHEDULE	RPI	RPI	RPI	RPI
DIV. I ONLY	3- 18	330	1- 9	159	164	310	310	11	11	
DIV. I NON-CONF.	2- 9	296	0- 2	269	249	334	334	10	10	
TOTALS	RPI 1-25	RPI 26-50	W-L RECORDS	RPI 51-100	RPI 101-150	RPI 150+				
3- 18	0- 0	0- 2	OVERALL	0- 4	0- 4	3- 8				
3- 9	0- 0	0- 1	HOME	0- 3	0- 2	3- 3				
0- 9	0- 0	0- 0	AWAY	0- 0	0- 0	0- 2				
0- 0	0- 0	0- 0	NEUTRAL	0- 0	0- 0	0- 0				
2- 9	0- 0	0- 1	NON-CONFERENCE	0- 2	0- 1	2- 5				
2- 5	0- 0	0- 0	HOME	0- 2	0- 1	2- 2				
0- 4	0- 0	0- 1	AWAY	0- 0	0- 0	0- 3				
0- 0	0- 0	0- 0	NEUTRAL	0- 0	0- 0	0- 0				
1- 9	0- 0	0- 1	CONFERENCE	0- 2	0- 3	1- 3				
1- 4	0- 0	0- 1	HOME	0- 1	0- 1	1- 1				
0- 5	0- 0	0- 0	AWAY	0- 1	0- 2	0- 2				
0- 0	0- 0	0- 0	NEUTRAL	0- 0	0- 0	0- 0				

RPI S	Opponent	Score	RPI S	Opponent	Score	RPI S	Opponent	Score	RPI S	Opponent	Score	Team's RPI: 310
34	H UTEP	57 69	44	A Miami (FL)	55 83	54	H Western Ky.	69 71	132	H Wake Forest	53 57	
						69	H FGCU	53 81	134	A Southern Miss.	55 82	
						77	H Marquette	83 95	135	H Marshall	58 65	
						85	A Charlotte	74 87	145	A Fla. Atlantic	82 87	
									164	A Jacksonville	44 80	
									165	A Old Dominion	49 84	
									166	A Louisiana Tech	63 82	
									183	H UAB	72 61	
									192	H Rhode Island	50 68	
									231	H UTSA	52 63	
									251	A UCF	72 89	
									290	H Wichita St.	62 76	
									304	H Florida A&M	81 65	
									307	A Cleveland St.	57 64	
									323	H UMass Lowell	71 68	
LAST 12 Division I GAMES:												
183	H UAB	72 61	166	A Louisiana Tech	63 82	135	H Marshall	58 65				
165	A Old Dominion	49 84	54	H Western Ky.	69 71	145	A Fla. Atlantic	82 87				
85	A Charlotte	74 87	132	H Wake Forest	53 57	192	H Rhode Island	50 68				
34	H UTEP	57 69										
231	H UTSA	52 63										
134	A Southern Miss.	55 82										

Non-Div I Games:

FIU

■ Loss,
 ■ Non-Conf,
 ■ S Site,
 ■ H Home
 ■ A Away
 N Neutral

Fairfield

Through Games Of Feb. 4, 2016

Average RPI Win:	256	WON-LOST	WINNING	LAST 10	STRENGTH OF	OPP. STRENGTH	TEAM	ADJ.	CONF.	ADJ CONF.
Average RPI Loss:	162	RECORD	PCT. RANK	GAMES	SCHEDULE	OF SCHEDULE	RPI	RPI	RPI	RPI
DIV. I ONLY	11- 10	161	6- 4	263	258	223	223	23	23	
DIV. I NON-CONF.	5- 4	138	1- 1	142	284	165	165	24	24	
TOTALS	RPI 1-25	RPI 26-50	W-L RECORDS	RPI 51-100	RPI 101-150	RPI 150+				
11- 10	0- 0	0- 2	OVERALL	0- 1	1- 2	10- 5				
6- 6	0- 0	0- 1	HOME	0- 1	1- 2	5- 2				
5- 4	0- 0	0- 1	AWAY	0- 0	0- 0	5- 3				
0- 0	0- 0	0- 0	NEUTRAL	0- 0	0- 0	0- 0				
5- 4	0- 0	0- 2	NON-CONFERENCE	0- 1	1- 0	4- 1				
4- 2	0- 0	0- 1	HOME	0- 1	1- 0	3- 0				
1- 2	0- 0	0- 1	AWAY	0- 0	0- 0	1- 1				
0- 0	0- 0	0- 0	NEUTRAL	0- 0	0- 0	0- 0				
6- 6	0- 0	0- 0	CONFERENCE	0- 0	0- 2	6- 4				
2- 4	0- 0	0- 0	HOME	0- 0	0- 2	2- 2				
4- 2	0- 0	0- 0	AWAY	0- 0	0- 0	4- 2				
0- 0	0- 0	0- 0	NEUTRAL	0- 0	0- 0	0- 0				

RPI S	Opponent	Score	RPI S	Opponent	Score	RPI S	Opponent	Score	RPI S	Opponent	Score	Team's RPI: 223
41	A St. John's (NY)	54 73	45	H Albany (NY)	50 62	68	H Hofstra	53 67	117	H Iona	46 56	
									126	H Quinnipiac	55 64	
									141	H Harvard	67 50	
									182	A Cornell	35 59	
									184	H Marist	57 72	
									200	A Canisius	51 50	
									200	H Canisius	52 48	
									247	A Manhattan	59 57	
									247	H Manhattan	55 70	
									260	H Sacred Heart	61 50	
									263	A Loyola Maryland	71 45	
									280	H La Salle	62 59	
									289	A Niagara	55 56	
									297	A Monmouth	68 60	
									298	A Rider	55 39	
									298	H Rider	63 56	
									324	A Saint Peter's	46 56	
									332	H IPFW	74 62	
LAST 12 Division I GAMES:												
297	A Monmouth	68 60	324	A Saint Peter's	46 56							
298	H Rider	63 56	247	H Manhattan	55 70							
200	H Canisius	52 48	289	A Niagara	55 56							
126	H Quinnipiac	55 64	200	A Canisius	51 50							
247	A Manhattan	59 57	141	H Harvard	67 50							
298	A Rider	55 39	41	A St. John's (NY)	54 73							

Non-Div I Games:

Fairfield

■ Loss,
 ■ Non-Conf,
 ■ S Site,
 ■ H Home
 ■ A Away
 N Neutral

Average RPI Win:	292	WON-LOST	WINNING	LAST 10	STRENGTH OF	OPP. STRENGTH	TEAM	ADJ.	CONF.	ADJ CONF.
Average RPI Loss:	200	RECORD	PCT. RANK	GAMES	SCHEDULE	OF SCHEDULE	RPI	RPI	RPI	RPI
DIV. I ONLY	8- 15	254	4- 6	301	336	314	314	31	31	
DIV. I NON-CONF.	3- 10	277	0- 2	225	274	309	309	32	32	
TOTALS	RPI 1-25	RPI 26-50	W-L RECORDS	RPI 51-100	RPI 101-150	RPI 150+				
8- 15	0- 0	0- 1	OVERALL	0- 1	0- 3	8- 10				
6- 7	0- 0	0- 0	HOME	0- 0	0- 0	6- 7				
1- 6	0- 0	0- 1	AWAY	0- 0	0- 2	1- 3				
1- 2	0- 0	0- 0	NEUTRAL	0- 1	0- 1	1- 0				
3- 10	0- 0	0- 1	NON-CONFERENCE	0- 1	0- 3	3- 5				
2- 5	0- 0	0- 0	HOME	0- 0	0- 0	2- 5				
0- 3	0- 0	0- 1	AWAY	0- 0	0- 2	0- 0				
1- 2	0- 0	0- 0	NEUTRAL	0- 1	0- 1	1- 0				
5- 5	0- 0	0- 0	CONFERENCE	0- 0	0- 0	5- 5				
4- 2	0- 0	0- 0	HOME	0- 0	0- 0	4- 2				
1- 3	0- 0	0- 0	AWAY	0- 0	0- 0	1- 3				
0- 0	0- 0	0- 0	NEUTRAL	0- 0	0- 0	0- 0				

RPI 1-25			RPI 26-50			RPI 51-100			RPI 101+			Team's RPI: 314
RPI	S	Opponent	Score	RPI	S	Opponent	Score	RPI	S	Opponent	Score	
				39	A	West Virginia	42 91	100	N	Yale	58 77	
								103	A	Bucknell	62 72	
								116	A	North Carolina	46 64	
								117	N	Iona	54 77	
								158	H	Brown	48 63	
								205	A	Robert Morris	83 68	
								208	H	Bryant	41 70	
								212	H	Siena	65 81	
								226	N	Grand Canyon	74 68	
								233	H	Columbia	83 87	
								247	H	Manhattan	78 85	
								260	A	Sacred Heart	61 72	
								274	A	Saint Francis (PA)	67 87	
								274	H	Saint Francis (PA)	73 72	
								285	H	Central Conn. St.	75 78	
								297	H	Monmouth	81 75	
								323	H	UMass Lowell	67 78	
								324	H	Saint Peter's	73 52	
								326	A	LIU Brooklyn	62 65	
								326	H	LIU Brooklyn	75 58	
								339	H	Mt. St. Mary's	66 53	
								345	H	St. Francis Brooklyn	65 61	
LAST 12 Division I GAMES:												
274	H	Saint Francis (PA)	73 72	285	H	Central Conn. St.	75 78					
326	A	LIU Brooklyn	62 65	260	A	Sacred Heart	61 72					
326	H	LIU Brooklyn	75 58	233	H	Columbia	83 87					
339	H	Mt. St. Mary's	66 53	208	H	Bryant	41 70					
274	A	Saint Francis (PA)	67 87	345	H	St. Francis Brooklyn	65 61					
205	A	Robert Morris	83 68	212	H	Siena	65 81					

Non-Div I Games:

Fairleigh Dickinson

■ Loss,
 ■ Non-Conf,
 ■ S Site,
 ■ H Home
 ■ A Away
 N Neutral

Average RPI Win:	210	WON-LOST	WINNING	LAST 10	STRENGTH OF	OPP. STRENGTH	TEAM	ADJ.	CONF.	ADJ CONF.
Average RPI Loss:	106	RECORD	PCT. RANK	GAMES	SCHEDULE	OF SCHEDULE	RPI	RPI	RPI	RPI
DIV. I ONLY	10- 10	166	3- 7	67	174	145	145	11	11	
DIV. I NON-CONF.	7- 3	91	2- 0	64	291	77	77	10	10	
TOTALS	RPI 1-25	RPI 26-50	W-L RECORDS	RPI 51-100	RPI 101-150	RPI 150+				
10- 10	0- 0	0- 2	OVERALL	1- 4	2- 1	7- 3				
8- 4	0- 0	0- 1	HOME	0- 3	2- 0	6- 0				
1- 6	0- 0	0- 1	AWAY	1- 1	0- 1	0- 3				
1- 0	0- 0	0- 0	NEUTRAL	0- 0	0- 0	1- 0				
7- 3	0- 0	0- 1	NON-CONFERENCE	1- 1	1- 0	5- 1				
5- 1	0- 0	0- 0	HOME	0- 1	1- 0	4- 0				
1- 2	0- 0	0- 1	AWAY	1- 0	0- 0	0- 1				
1- 0	0- 0	0- 0	NEUTRAL	0- 0	0- 0	1- 0				
3- 7	0- 0	0- 1	CONFERENCE	0- 3	1- 1	2- 2				
3- 3	0- 0	0- 1	HOME	0- 2	1- 0	2- 0				
0- 4	0- 0	0- 0	AWAY	0- 1	0- 1	0- 2				
0- 0	0- 0	0- 0	NEUTRAL	0- 0	0- 0	0- 0				

RPI S	Opponent	Score	RPI S	Opponent	Score	RPI S	Opponent	Score	RPI S	Opponent	Score	Team's RPI: 145
34	H UTEP	66 78	49	A Kansas St.	53 102	54	H Western Ky.	62 81	108	H Akron	91 77	
						69	A FGCU	62 55	134	A Southern Miss.	80 89	
						74	H Middle Tenn.	73 83	135	H Marshall	84 73	
						81	H South Dakota	53 76	165	A Old Dominion	45 85	
						85	A Charlotte	79 85	166	A Louisiana Tech	62 65	
									189	H Milwaukee	71 67	
									216	A Montana	69 83	
									231	H UTSA	64 51	
									245	H Miami (OH)	68 65	
									249	N Tennessee St.	69 64	
									258	H Bethune-Cookman	82 60	
									305	H Delaware St.	83 55	
									310	H FIU	87 82	
LAST 12 Division I GAMES:												
74	H Middle Tenn.	73 83	134	A Southern Miss.	80 89							
85	A Charlotte	79 85	54	H Western Ky.	62 81							
165	A Old Dominion	45 85	135	H Marshall	84 73							
231	H UTSA	64 51	310	H FIU	87 82							
34	H UTEP	66 78	245	H Miami (OH)	68 65							
166	A Louisiana Tech	62 65	258	H Bethune-Cookman	82 60							

Non-Div I Games: Keiser 74 52

Fla. Atlantic

Loss, Non-Conf, S Site, H Home A Away N Neutral

Average RPI Win: 135		WON-LOST	WINNING	LAST 10	STRENGTH OF	OPP. STRENGTH	TEAM	ADJ.	CONF.	ADJ CONF.
Average RPI Loss: 39		RECORD	PCT. RANK	GAMES	SCHEDULE	OF SCHEDULE	RPI	RPI	RPI	RPI
DIV. I ONLY		19- 4	20	7- 3	61	27	22	22	2	2
DIV. I NON-CONF.		12- 1	10	2- 0	156	83	22	22	2	2
TOTALS		RPI 1-25	RPI 26-50	W-L RECORDS		RPI 51-100	RPI 101-150	RPI 150+		
19- 4	4- 1	1- 2		OVERALL		2- 1	4- 0	8- 0		
11- 2	3- 1	1- 1		HOME		1- 0	2- 0	4- 0		
6- 2	1- 0	0- 1		AWAY		0- 1	2- 0	3- 0		
2- 0	0- 0	0- 0		NEUTRAL		1- 0	0- 0	1- 0		
12- 1	1- 0	1- 0		NON-CONFERENCE		2- 1	0- 0	8- 0		
7- 0	1- 0	1- 0		HOME		1- 0	0- 0	4- 0		
3- 1	0- 0	0- 0		AWAY		0- 1	0- 0	3- 0		
2- 0	0- 0	0- 0		NEUTRAL		1- 0	0- 0	1- 0		
7- 3	3- 1	0- 2		CONFERENCE		0- 0	4- 0	0- 0		
4- 2	2- 1	0- 1		HOME		0- 0	2- 0	0- 0		
3- 1	1- 0	0- 1		AWAY		0- 0	2- 0	0- 0		
0- 0	0- 0	0- 0		NEUTRAL		0- 0	0- 0	0- 0		

RPI S	Opponent	Score	RPI S	Opponent	Score	RPI S	Opponent	Score	RPI S	Opponent	Score
11	H Florida St.	82 72	29	H Mississippi St.	70 76	53	H Arkansas St.	76 72	114	H LSU	53 45
13	A Tennessee	74 66	31	A Missouri	64 79	58	N Ball St.	85 79	131	H Alabama	80 72
16	H Kentucky	85 79	35	H North Carolina St.	79 72	72	A Temple	91 97	136	A Ole Miss	85 65
17	H Texas A&M	83 81							139	A Arkansas	71 66
24	H Georgia	61 71							157	A Wisconsin	91 75
									168	A Colorado	83 61
									205	H Robert Morris	79 52
									210	A South Ala.	72 60
									251	N UCF	93 79
									274	H Saint Francis (PA)	122 65
									286	H Kennesaw St.	84 57
									294	H Savannah St.	99 34
LAST 12 Division I GAMES:											
17	H Texas A&M	83 81	24	H Georgia	61 71						
16	H Kentucky	85 79	136	A Ole Miss	85 65						
139	A Arkansas	71 66	13	A Tennessee	74 66						
31	A Missouri	64 79	29	H Mississippi St.	70 76						
131	H Alabama	80 72	251	N UCF	93 79						
114	H LSU	53 45	35	H North Carolina St.	79 72						

Non-Div I Games:

Florida

Average RPI Win:	271	WON-LOST	WINNING	LAST 10	STRENGTH OF	OPP. STRENGTH	TEAM	ADJ.	CONF.	ADJ CONF.
Average RPI Loss:	226	RECORD	PCT. RANK	GAMES	SCHEDULE	OF SCHEDULE	RPI	RPI	RPI	RPI
DIV. I ONLY	9- 10	187	6- 3	348	252	304	304	30	30	
DIV. I NON-CONF.	4- 7	222	2- 2	344	153	314	314	30	30	
TOTALS	RPI 1-25	RPI 26-50	W-L RECORDS	RPI 51-100	RPI 101-150	RPI 150+				
9- 10	0- 0	0- 1	OVERALL	0- 0	0- 2	9- 7				
4- 4	0- 0	0- 0	HOME	0- 0	0- 1	4- 3				
3- 5	0- 0	0- 1	AWAY	0- 0	0- 1	3- 3				
2- 1	0- 0	0- 0	NEUTRAL	0- 0	0- 0	2- 1				
4- 7	0- 0	0- 1	NON-CONFERENCE	0- 0	0- 2	4- 4				
1- 2	0- 0	0- 0	HOME	0- 0	0- 1	1- 1				
1- 4	0- 0	0- 1	AWAY	0- 0	0- 1	1- 2				
2- 1	0- 0	0- 0	NEUTRAL	0- 0	0- 0	2- 1				
5- 3	0- 0	0- 0	CONFERENCE	0- 0	0- 0	5- 3				
3- 2	0- 0	0- 0	HOME	0- 0	0- 0	3- 2				
2- 1	0- 0	0- 0	AWAY	0- 0	0- 0	2- 1				
0- 0	0- 0	0- 0	NEUTRAL	0- 0	0- 0	0- 0				

RPI S	Opponent	Score	RPI S	Opponent	Score	RPI S	Opponent	Score	RPI S	Opponent	Score	Team's RPI: 304
27	A Southern California	45 88							116	A North Carolina	58 94	
									128	H Mercer	50 54	
									156	A Hampton	66 59	
									195	N UC Davis	61 58	
									232	H Coppin St.	79 73	
									242	A Clemson	77 68	
									243	H Morgan St.	62 67	
									251	A UCF	55 93	
									258	A Bethune-Cookman	60 67	
									286	H Kennesaw St.	69 67	
									294	H Savannah St.	59 38	
									296	N Western Caro.	53 69	
									310	A FIU	65 81	
									312	H South Carolina St.	62 68	
									315	H Southeastern La.	57 62	
									340	N New Orleans	71 60	
									348	H N.C. Central	55 45	
									349	A Norfolk St.	83 67	
LAST 12 Division I GAMES:												
348	H N.C. Central	55 45	128	H Mercer	50 54							
258	A Bethune-Cookman	60 67	294	H Savannah St.	59 38							
232	H Coppin St.	79 73	242	A Clemson	77 68							
243	H Morgan St.	62 67	195	N UC Davis	61 58							
156	A Hampton	66 59	27	A Southern California	45 88							
349	A Norfolk St.	83 67	312	H South Carolina St.	62 68							

Non-Div I Games: Clark Atlanta 98 88 Fla. Memorial 66 62

Florida A&M

Loss, Non-Conf, S Site, H Home A Away N Neutral

Through Games of Feb. 17, 1910									
Average RPI Win: 153	WON-LOST	WINNING	LAST 10	STRENGTH OF	OPP. STRENGTH	TEAM	ADJ.	CONF.	ADJ CONF.
Average RPI Loss: 12	RECORD	PCT. RANK	GAMES	SCHEDULE	OF SCHEDULE	RPI	RPI	RPI	RPI
DIV. I ONLY	18- 4	25	9- 1	42	82	11	11	5	5
DIV. I NON-CONF.	10- 3	61	2- 1	38	134	28	28	5	5

TOTALS	RPI 1-25	RPI 26-50	W-L RECORDS	RPI 51-100	RPI 101-150	RPI 150+			
18- 4	0- 4	2- 0	OVERALL	6- 0	3- 0	7- 0			
12- 0	0- 0	1- 0	HOME	6- 0	1- 0	4- 0			
5- 3	0- 3	1- 0	AWAY	0- 0	2- 0	2- 0			
1- 1	0- 1	0- 0	NEUTRAL	0- 0	0- 0	1- 0			
10- 3	0- 3	1- 0	NON-CONFERENCE	2- 0	1- 0	6- 0			
8- 0	0- 0	1- 0	HOME	2- 0	1- 0	4- 0			
1- 2	0- 2	0- 0	AWAY	0- 0	0- 0	1- 0			
1- 1	0- 1	0- 0	NEUTRAL	0- 0	0- 0	1- 0			
8- 1	0- 1	1- 0	CONFERENCE	4- 0	2- 0	1- 0			
4- 0	0- 0	0- 0	HOME	4- 0	0- 0	0- 0			
4- 1	0- 1	1- 0	AWAY	0- 0	2- 0	1- 0			
0- 0	0- 0	0- 0	NEUTRAL	0- 0	0- 0	0- 0			

RPI S	Opponent	Score	RPI S	Opponent	Score	RPI S	Opponent	Score	RPI S	Opponent	Score
4 N	UConn	49 73	44 A	Miami (FL)	69 58	72 H	Temple	75 47	128 H	Mercer	79 36
10 A	Arizona St.	56 68	48 H	Rutgers	65 43	78 H	Georgia Tech	75 69	132 A	Wake Forest	96 55
12 A	Louisville	69 79				82 H	Tulane	78 72	146 A	Pittsburgh	66 55
22 A	Florida	72 82				87 H	Virginia	70 48	164 H	Jacksonville	77 60
						90 H	Boston College	75 42	183 H	UAB	84 44
						98 H	Virginia Tech	68 50	242 A	Clemson	85 40
									244 N	Sam Houston St.	94 37
									292 H	Murray St.	101 59
									302 H	North Florida	80 28
									326 A	LIU Brooklyn	78 42
LAST 12 Division I GAMES:											
98 H	Virginia Tech	68 50	78 H	Georgia Tech	75 69						
132 A	Wake Forest	96 55	90 H	Boston College	75 42						
44 A	Miami (FL)	69 58	12 A	Louisville	69 79						
87 H	Virginia	70 48	164 H	Jacksonville	77 60						
146 A	Pittsburgh	66 55	10 A	Arizona St.	56 68						
242 A	Clemson	85 40	292 H	Murray St.	101 59						

Non-Div I Games:

Florida St.

■ Loss,
 ■ Non-Conf, S Site,
 ■ Home
 ■ Away
 N Neutral

Average RPI Win:	218	WON-LOST	WINNING	LAST 10	STRENGTH OF	OPP. STRENGTH	TEAM	ADJ.	CONF.	ADJ CONF.
Average RPI Loss:	84	RECORD	PCT. RANK	GAMES	SCHEDULE	OF SCHEDULE	RPI	RPI	RPI	RPI
DIV. I ONLY	10- 12	192	5- 5	79	109	160	160	7	7	
DIV. I NON-CONF.	5- 8	209	2- 1	175	154	226	226	8	8	
TOTALS	RPI 1-25	RPI 26-50	W-L RECORDS	RPI 51-100	RPI 101-150	RPI 150+				
10- 12	0- 2	1- 3	OVERALL	1- 3	0- 2	8- 2				
9- 3	0- 0	1- 0	HOME	1- 2	0- 0	7- 1				
1- 7	0- 1	0- 1	AWAY	0- 1	0- 0	1- 0				
0- 2	0- 0	0- 1	NEUTRAL	0- 0	0- 1	0- 0				
5- 8	0- 1	0- 2	NON-CONFERENCE	0- 2	0- 2	5- 1				
4- 3	0- 0	0- 0	HOME	0- 2	0- 0	4- 1				
1- 3	0- 1	0- 1	AWAY	0- 0	0- 1	1- 0				
0- 2	0- 0	0- 1	NEUTRAL	0- 0	0- 1	0- 0				
5- 4	0- 1	1- 1	CONFERENCE	1- 1	0- 0	3- 1				
5- 0	0- 0	1- 0	HOME	1- 0	0- 0	3- 0				
0- 4	0- 1	0- 1	AWAY	0- 1	0- 0	0- 1				
0- 0	0- 0	0- 0	NEUTRAL	0- 0	0- 0	0- 0				

RPI 1-25				RPI 26-50				RPI 51-100				RPI 101+ Team's RPI: 160			
RPI	S	Opponent	Score	RPI	S	Opponent	Score	RPI	S	Opponent	Score	RPI	S	Opponent	Score
18	A	Seton Hall	54 66	28	N	Syracuse	54 76	52	H	Vanderbilt	40 53	127	N	Texas Tech	48 62
25	A	Duquesne	40 55	33	A	St. Bonaventure	41 55	72	H	Temple	44 57	138	A	Penn St.	59 75
				37	H	George Washington	76 69	88	H	Saint Joseph's	47 40	170	A	Davidson	51 69
				50	A	Princeton	44 55	96	A	VCU	51 61	170	H	Davidson	51 40
												187	H	George Mason	66 54
												192	H	Rhode Island	50 42
												194	H	Delaware	48 55
												247	A	Manhattan	60 49
												285	H	Central Conn. St.	63 48
												305	H	Delaware St.	74 58
												331	H	Lafayette	61 49
												334	H	A&M-Corpus Christi	67 49
LAST 12 Division I GAMES:															
				37	H	George Washington	76 69	25	A	Duquesne	40 55				
				192	H	Rhode Island	50 42	33	A	St. Bonaventure	41 55				
				96	A	VCU	51 61	170	H	Davidson	51 40				
				170	A	Davidson	51 69	52	H	Vanderbilt	40 53				
				88	H	Saint Joseph's	47 40	334	H	A&M-Corpus Christi	67 49				
				187	H	George Mason	66 54	285	H	Central Conn. St.	63 48				

Non-Div I Games:

Fordham

Average RPI Win:	231	WON-LOST	WINNING	LAST 10	STRENGTH OF	OPP. STRENGTH	TEAM	ADJ.	CONF.	ADJ CONF.
Average RPI Loss:	90	RECORD	PCT. RANK	GAMES	SCHEDULE	OF SCHEDULE	RPI	RPI	RPI	RPI
DIV. I ONLY	10- 8	140	8- 2	151	127	140	140	20	20	
DIV. I NON-CONF.	2- 7	280	0- 2	19	44	179	179	21	21	
TOTALS	RPI 1-25	RPI 26-50	W-L RECORDS	RPI 51-100	RPI 101-150	RPI 150+				
10- 8	0- 1	0- 2	OVERALL	0- 3	1- 0	9- 2				
5- 4	0- 1	0- 1	HOME	0- 1	1- 0	4- 1				
4- 4	0- 0	0- 1	AWAY	0- 2	0- 0	4- 1				
1- 0	0- 0	0- 0	NEUTRAL	0- 0	0- 0	1- 0				
2- 7	0- 1	0- 2	NON-CONFERENCE	0- 3	0- 0	2- 1				
1- 3	0- 1	0- 1	HOME	0- 1	0- 0	1- 0				
0- 4	0- 0	0- 1	AWAY	0- 2	0- 0	0- 1				
1- 0	0- 0	0- 0	NEUTRAL	0- 0	0- 0	1- 0				
8- 1	0- 0	0- 0	CONFERENCE	0- 0	1- 0	7- 1				
4- 1	0- 0	0- 0	HOME	0- 0	1- 0	3- 1				
4- 0	0- 0	0- 0	AWAY	0- 0	0- 0	4- 0				
0- 0	0- 0	0- 0	NEUTRAL	0- 0	0- 0	0- 0				

RPI S	Opponent	Score	RPI S	Opponent	Score	RPI S	Opponent	Score	RPI S	Opponent	Score	Team's RPI: 140
20	H Washington	79 89	37	H George Washington	53 61	64	A UC Riverside	68 86	111	H Boise St.	62 57	
			42	A St. Mary's (CA)	81 83	70	H San Diego	68 72	169	A New Mexico	69 65	
						71	A Utah	63 78	171	H UNLV	58 54	
									193	A Cal Poly	60 64	
									199	N Northeastern	69 55	
									220	A San Jose St.	59 54	
									220	H San Jose St.	64 66	
									246	A Wyoming	49 42	
									257	H CSU Bakersfield	57 52	
									275	H San Diego St.	54 49	
									319	A Nevada	67 59	
									343	H Air Force	70 46	
LAST 12 Division I GAMES:												
220	H San Jose St.	64 66	319	A Nevada	67 59							
246	A Wyoming	49 42	169	A New Mexico	69 65							
343	H Air Force	70 46	171	H UNLV	58 54							
275	H San Diego St.	54 49	71	A Utah	63 78							
220	A San Jose St.	59 54	70	H San Diego	68 72							
111	H Boise St.	62 57	193	A Cal Poly	60 64							

Non-Div I Games: Fresno Pacific 78 33 Stanislaus St. 72 49

Fresno St.

Loss, Non-Conf, S Site, H Home A Away N Neutral

Average RPI Win: 261	WON-LOST	WINNING	LAST 10	STRENGTH OF	OPP. STRENGTH	TEAM	ADJ.	CONF.	ADJ CONF.
Average RPI Loss: 130	RECORD	PCT. RANK	GAMES	SCHEDULE	OF SCHEDULE	RPI	RPI	RPI	RPI
DIV. I ONLY	9- 12	211	4- 5	215	215	221	221	17	17
DIV. I NON-CONF.	5- 8	209	0- 3	255	266	238	238	16	16
TOTALS	RPI 1-25	RPI 26-50	W-L RECORDS	RPI 51-100	RPI 101-150	RPI 150+			
9- 12	0- 1	0- 0	OVERALL	0- 5	0- 3	9- 3			
4- 5	0- 0	0- 0	HOME	0- 2	0- 2	4- 1			
5- 7	0- 0	0- 0	AWAY	0- 1	0- 1	5- 0			
0- 0	0- 0	0- 0	NEUTRAL	0- 0	0- 0	0- 0			
5- 8	0- 1	0- 0	NON-CONFERENCE	0- 3	0- 1	5- 3			
3- 2	0- 0	0- 0	HOME	0- 1	0- 0	3- 1			
2- 6	0- 1	0- 0	AWAY	0- 2	0- 1	2- 2			
0- 0	0- 0	0- 0	NEUTRAL	0- 0	0- 0	0- 0			
4- 4	0- 0	0- 0	CONFERENCE	0- 2	0- 2	4- 0			
1- 3	0- 0	0- 0	HOME	0- 1	0- 2	1- 0			
3- 1	0- 0	0- 0	AWAY	0- 1	0- 0	3- 0			
0- 0	0- 0	0- 0	NEUTRAL	0- 0	0- 0	0- 0			

RPI 1-25				RPI 26-50				RPI 51-100				RPI 101+ Team's RPI: 221			
RPI	S	Opponent	Score	RPI	S	Opponent	Score	RPI	S	Opponent	Score	RPI	S	Opponent	Score
24	A	Georgia	39 77					56	A	Chattanooga	46 61	121	H	Samford	45 58
								56	H	Chattanooga	50 56	128	H	Mercer	50 61
								83	H	Elon	55 65	143	A	UNC Asheville	71 84
								96	A	VCU	45 67	153	H	ETSU	81 77
								98	A	Virginia Tech	30 59	170	H	Davidson	51 69
												204	A	Richmond	69 62
												230	A	USC Upstate	75 63
												237	A	Appalachian St.	78 92
												242	H	Clemson	70 49
												287	A	UNCG	75 59
												296	A	Western Caro.	83 76
												311	A	Wofford	70 61
												312	H	South Carolina St.	59 46
												313	H	Winthrop	71 52
												348	A	N.C. Central	61 66
LAST 12 Division I GAMES:															
56	A	Chattanooga	46 61	56	H	Chattanooga	50 56								
128	H	Mercer	50 61	153	H	ETSU	81 77								
121	H	Samford	45 58	348	A	N.C. Central	61 66								
287	A	UNCG	75 59	98	A	Virginia Tech	30 59								
296	A	Western Caro.	83 76	237	A	Appalachian St.	78 92								
311	A	Wofford	70 61	143	A	UNC Asheville	71 84								

Non-Div I Games: Converse 89 52 North Greenville 69 39

Furman

Average RPI Win:	261	WON-LOST	WINNING	LAST 10	STRENGTH OF	OPP. STRENGTH	TEAM	ADJ.	CONF.	ADJ CONF.
Average RPI Loss:	176	RECORD	PCT. RANK	GAMES	SCHEDULE	OF SCHEDULE	RPI	RPI	RPI	RPI
DIV. I ONLY	6- 14	273	3- 7	245	279	279	279	16	16	
DIV. I NON-CONF.	3- 6	234	0- 1	258	345	278	278	15	15	
TOTALS	RPI 1-25	RPI 26-50	W-L RECORDS	RPI 51-100	RPI 101-150	RPI 150+				
6- 14	0- 1	0- 0	OVERALL	0- 1	0- 2	6- 10				
3- 6	0- 0	0- 0	HOME	0- 0	0- 1	3- 5				
3- 7	0- 1	0- 0	AWAY	0- 1	0- 1	3- 4				
0- 1	0- 0	0- 0	NEUTRAL	0- 0	0- 0	0- 1				
3- 6	0- 1	0- 0	NON-CONFERENCE	0- 0	0- 1	3- 4				
2- 2	0- 0	0- 0	HOME	0- 0	0- 0	2- 2				
1- 3	0- 1	0- 0	AWAY	0- 0	0- 1	1- 1				
0- 1	0- 0	0- 0	NEUTRAL	0- 0	0- 0	0- 1				
3- 8	0- 0	0- 0	CONFERENCE	0- 1	0- 1	3- 6				
1- 4	0- 0	0- 0	HOME	0- 0	0- 1	1- 3				
2- 4	0- 0	0- 0	AWAY	0- 1	0- 0	2- 3				
0- 0	0- 0	0- 0	NEUTRAL	0- 0	0- 0	0- 0				

RPI S	Opponent	Score	RPI S	Opponent	Score	RPI S	Opponent	Score	RPI S	Opponent	Score	Team's RPI: 279
24	A Georgia	28 75				53	A Arkansas St.	54 77	128	A Mercer	50 62	
									129	H La.-Lafayette	39 56	
									159	A Texas-Arlington	31 70	
									159	H Texas-Arlington	41 53	
									167	A Texas St.	56 61	
									174	A Little Rock	36 69	
									197	A Stetson	57 79	
									205	H Robert Morris	49 64	
									206	H Troy	66 81	
									210	H South Ala.	57 43	
									237	A Appalachian St.	65 50	
									254	A Georgia St.	61 50	
									258	N Bethune-Cookman	49 65	
									270	H La.-Monroe	49 50	
									280	H Jacksonville St.	60 56	
									293	H Charleston So.	64 51	
									294	A Savannah St.	64 48	
									335	H Lipscomb	55 66	
LAST 12 Division I GAMES:												
159	H	Texas-Arlington	41	53	129	H	La.-Lafayette	39	56			
53	A	Arkansas St.	54	77	206	H	Troy	66	81			
174	A	Little Rock	36	69	210	H	South Ala.	57	43			
237	A	Appalachian St.	65	50	159	A	Texas-Arlington	31	70			
254	A	Georgia St.	61	50	167	A	Texas St.	56	61			
270	H	La.-Monroe	49	50	258	N	Bethune-Cookman	49	65			

Non-Div I Games:

Ga. Southern

■ Loss,
■ Non-Conf,
■ S Site,
■ H Home
■ A Away
N Neutral

Average RPI Win: 240	WON-LOST	WINNING	LAST 10	STRENGTH OF	OPP. STRENGTH	TEAM	ADJ.	CONF.	ADJ CONF.
Average RPI Loss: 180	RECORD	PCT. RANK	GAMES	SCHEDULE	OF SCHEDULE	RPI	RPI	RPI	RPI
DIV. I ONLY	12- 8	117	7- 3	302	236	215	215	26	26
DIV. I NON-CONF.	4- 4	160	0- 1	309	87	259	259	28	28
TOTALS	RPI 1-25	RPI 26-50	W-L RECORDS	RPI 51-100	RPI 101-150	RPI 150+			
12- 8	0- 0	0- 0	OVERALL	0- 1	3- 4	9- 3			
9- 2	0- 0	0- 0	HOME	0- 0	1- 1	8- 1			
3- 3	0- 0	0- 0	AWAY	0- 0	2- 1	1- 2			
0- 3	0- 0	0- 0	NEUTRAL	0- 1	0- 2	0- 0			
4- 4	0- 0	0- 0	NON-CONFERENCE	0- 1	1- 3	3- 0			
3- 1	0- 0	0- 0	HOME	0- 0	0- 1	3- 0			
1- 0	0- 0	0- 0	AWAY	0- 0	1- 0	0- 0			
0- 3	0- 0	0- 0	NEUTRAL	0- 1	0- 2	0- 0			
8- 4	0- 0	0- 0	CONFERENCE	0- 0	2- 1	6- 3			
6- 1	0- 0	0- 0	HOME	0- 0	1- 0	5- 1			
2- 3	0- 0	0- 0	AWAY	0- 0	1- 1	1- 2			
0- 0	0- 0	0- 0	NEUTRAL	0- 0	0- 0	0- 0			

RPI 1-25			RPI 26-50			RPI 51-100			RPI 101+ Team's RPI: 215		
RPI	S	Opponent	Score	RPI	S	Opponent	Score	RPI	S	Opponent	Score
						94 N Arizona	60 79	107 A	Liberty	51 73	
								107 H	Liberty	61 57	
								116 A	North Carolina	66 65	
								119 N	Western Mich.	44 71	
								142 H	Pacific	77 84	
								143 A	UNC Asheville	58 56	
								149 N	SMU	61 69	
								203 A	Presbyterian	53 60	
								227 H	Radford	54 50	
								239 H	High Point	82 70	
								282 A	Campbell	70 35	
								282 H	Campbell	68 56	
								286 H	Kennesaw St.	70 56	
								287 H	UNCG	59 57	
								293 H	Charleston So.	63 55	
								303 H	Longwood	67 42	
								309 H	Coastal Caro.	56 59	
								311 H	Wofford	64 61	
								313 A	Winthrop	62 81	
LAST 12 Division I GAMES:											
282 H	Campbell	68 56	293 H	Charleston So.	63 55						
203 A	Presbyterian	53 60	239 H	High Point	82 70						
107 A	Liberty	51 73	282 A	Campbell	70 35						
227 H	Radford	54 50	309 H	Coastal Caro.	56 59						
303 H	Longwood	67 42	94 N	Arizona	60 79						
143 A	UNC Asheville	58 56	149 N	SMU	61 69						

Non-Div I Games: Montreat 84 49 Bluefield Col. 64 51

Gardner-Webb

Loss, Non-Conf, S Site, H Home A Away N Neutral

George Mason

Through Games Of Feb. 4, 2016

Average RPI Win:	218	WON-LOST	WINNING	LAST 10	STRENGTH OF	OPP. STRENGTH	TEAM	ADJ.	CONF.	ADJ CONF.
Average RPI Loss:	99	RECORD	PCT. RANK	GAMES	SCHEDULE	OF SCHEDULE	RPI	RPI	RPI	RPI
DIV. I ONLY	9- 14	234	4- 6	107	124	187	187	7	7	
DIV. I NON-CONF.	5- 8	209	0- 2	228	138	227	227	8	8	
TOTALS	RPI 1-25	RPI 26-50	W-L RECORDS	RPI 51-100	RPI 101-150	RPI 150+				
9- 14	0- 1	0- 2	OVERALL	2- 6	0- 1	7- 4				
6- 3	0- 1	0- 0	HOME	1- 1	0- 1	5- 0				
1- 10	0- 0	0- 2	AWAY	1- 4	0- 0	0- 4				
2- 1	0- 0	0- 0	NEUTRAL	0- 1	0- 0	2- 0				
5- 8	0- 0	0- 0	NON-CONFERENCE	0- 5	0- 1	5- 2				
3- 1	0- 0	0- 0	HOME	0- 0	0- 1	3- 0				
0- 6	0- 0	0- 0	AWAY	0- 4	0- 0	0- 2				
2- 1	0- 0	0- 0	NEUTRAL	0- 1	0- 0	2- 0				
4- 6	0- 1	0- 2	CONFERENCE	2- 1	0- 0	2- 2				
3- 2	0- 1	0- 0	HOME	1- 1	0- 0	2- 0				
1- 4	0- 0	0- 2	AWAY	1- 0	0- 0	0- 2				
0- 0	0- 0	0- 0	NEUTRAL	0- 0	0- 0	0- 0				

RPI 1-25				RPI 26-50				RPI 51-100				RPI 101+ Team's RPI: 187			
RPI	S	Opponent	Score	RPI	S	Opponent	Score	RPI	S	Opponent	Score	RPI	S	Opponent	Score
25	H	Duquesne	56 72	33	A	St. Bonaventure	55 70	54	N	Western Ky.	58 84	101	H	Georgetown	57 63
				37	A	George Washington	68 82	62	A	Auburn	59 88	160	A	Fordham	54 66
								71	A	Utah	62 74	170	A	Davidson	63 68
								86	A	Saint Louis	73 63	171	A	UNLV	59 67
								86	H	Saint Louis	50 61	188	N	Tulsa	64 63
								94	A	Arizona	60 68	194	H	Delaware	90 83
								96	H	VCU	70 54	224	H	Massachusetts	64 59
								98	A	Virginia Tech	63 80	227	A	Radford	63 66
												265	N	Pepperdine	71 63
												280	H	La Salle	79 70
												284	H	Towson	88 76
												343	H	Air Force	69 52
LAST 12 Division I GAMES:															
170	A	Davidson	63 68	160	A	Fordham	54 66								
224	H	Massachusetts	64 59	280	H	La Salle	79 70								
86	H	Saint Louis	50 61	25	H	Duquesne	56 72								
37	A	George Washington	68 82	86	A	Saint Louis	73 63								
96	H	VCU	70 54	94	A	Arizona	60 68								
33	A	St. Bonaventure	55 70	62	A	Auburn	59 88								

Non-Div I Games:

George Mason

■ Loss,
 ■ Non-Conf,
 ■ S Site,
 ■ H Home
 ■ A Away
 N Neutral

Average RPI Win:	151	WON-LOST	WINNING	LAST 10	STRENGTH OF	OPP. STRENGTH	TEAM	ADJ.	CONF.	ADJ CONF.
Average RPI Loss:	85	RECORD	PCT. RANK	GAMES	SCHEDULE	OF SCHEDULE	RPI	RPI	RPI	RPI
DIV. I ONLY	19- 4	20	9- 1	105	64	37	37	7	7	
DIV. I NON-CONF.	10- 3	61	2- 0	98	46	46	46	8	8	
TOTALS	RPI 1-25	RPI 26-50	W-L RECORDS	RPI 51-100	RPI 101-150	RPI 150+				
19- 4	1- 1	1- 0	OVERALL	4- 1	4- 1	9- 1				
10- 1	0- 0	0- 0	HOME	2- 1	1- 0	7- 0				
7- 2	1- 1	0- 0	AWAY	2- 0	3- 0	1- 1				
2- 1	0- 0	1- 0	NEUTRAL	0- 0	0- 1	1- 0				
10- 3	0- 1	1- 0	NON-CONFERENCE	1- 1	4- 1	4- 0				
5- 1	0- 0	0- 0	HOME	1- 1	1- 0	3- 0				
3- 1	0- 1	0- 0	AWAY	0- 0	3- 0	0- 0				
2- 1	0- 0	1- 0	NEUTRAL	0- 0	0- 1	1- 0				
9- 1	1- 0	0- 0	CONFERENCE	3- 0	0- 0	5- 1				
5- 0	0- 0	0- 0	HOME	1- 0	0- 0	4- 0				
4- 1	1- 0	0- 0	AWAY	2- 0	0- 0	1- 1				
0- 0	0- 0	0- 0	NEUTRAL	0- 0	0- 0	0- 0				

RPI 1-25				RPI 26-50				Team's RPI: 37				RPI 51-100				RPI 101+			
RPI	S	Opponent	Score	RPI	S	Opponent	Score	RPI	S	Opponent	Score	RPI	S	Opponent	Score	RPI	S	Opponent	Score
5	A	Stanford	63 84	46	N	Iowa	81 77	51	A	Dayton	62 61	105	N	Wright St.	71 77				
25	A	Duquesne	70 52					60	H	Villanova	78 70	117	H	Iona	70 65				
								69	H	FGCU	60 64	124	A	Memphis	68 62				
								86	H	Saint Louis	89 80	140	A	Fresno St.	61 53				
								88	A	Saint Joseph's	70 45	150	A	Illinois	70 57				
												160	A	Fordham	69 76				
												170	A	Davidson	79 60				
												187	H	George Mason	82 68				
												192	H	Rhode Island	68 52				
												217	H	Grambling	85 58				
												218	H	Hartford	82 51				
												224	H	Massachusetts	67 50				
												240	N	Houston	82 78				
												253	H	American	78 48				
												280	H	La Salle	83 59				
LAST 12 Division I GAMES:																			
160	A	Fordham	69 76	280	H	La Salle	83 59												
86	H	Saint Louis	89 80	51	A	Dayton	62 61												
170	A	Davidson	79 60	192	H	Rhode Island	68 52												
187	H	George Mason	82 68	88	A	Saint Joseph's	70 45												
224	H	Massachusetts	67 50	218	H	Hartford	82 51												
25	A	Duquesne	70 52	150	A	Illinois	70 57												

Non-Div I Games:

George Washington

■ Loss,
■ Non-Conf, S Site,
■ Home
■ Away
N Neutral

Average RPI Win:	191	WON-LOST	WINNING	LAST 10	STRENGTH OF	OPP. STRENGTH	TEAM	ADJ.	CONF.	ADJ CONF.
Average RPI Loss:	84	RECORD	PCT. RANK	GAMES	SCHEDULE	OF SCHEDULE	RPI	RPI	RPI	RPI
DIV. I ONLY	12- 9	132	3- 0	144	89	101	101	6	6	
DIV. I NON-CONF.	7- 3	91	1- 0	189	264	88	88	6	6	
TOTALS	RPI 1-25	RPI 26-50	W-L RECORDS	RPI 51-100	RPI 101-150	RPI 150+				
12- 9	0- 1	0- 3	OVERALL	2- 1	3- 3	7- 1				
5- 2	0- 1	0- 1	HOME	1- 0	1- 0	3- 0				
5- 7	0- 0	0- 2	AWAY	1- 1	1- 3	3- 1				
2- 0	0- 0	0- 0	NEUTRAL	0- 0	1- 0	1- 0				
7- 3	0- 0	0- 1	NON-CONFERENCE	1- 0	1- 2	5- 0				
3- 0	0- 0	0- 0	HOME	1- 0	0- 0	2- 0				
2- 3	0- 0	0- 1	AWAY	0- 0	0- 2	2- 0				
2- 0	0- 0	0- 0	NEUTRAL	0- 0	1- 0	1- 0				
5- 6	0- 1	0- 2	CONFERENCE	1- 1	2- 1	2- 1				
2- 2	0- 1	0- 1	HOME	0- 0	1- 0	1- 0				
3- 4	0- 0	0- 1	AWAY	1- 1	1- 1	1- 1				
0- 0	0- 0	0- 0	NEUTRAL	0- 0	0- 0	0- 0				

RPI S	Opponent	Score	RPI S	Opponent	Score	RPI S	Opponent	Score	RPI S	Opponent	Score	Team's RPI: 101
18	H Seton Hall	75 83	26	A DePaul	53 75	60	A Villanova	57 51	120	A Creighton	57 44	
			33	A St. Bonaventure	54 69	77	A Marquette	72 87	120	H Creighton	69 57	
			41	H St. John's (NY)	60 65	98	H Virginia Tech	73 56	124	A Memphis	53 57	
									126	N Quinnipiac	80 68	
									131	A Alabama	66 78	
									133	A Xavier	54 59	
									172	A Butler	76 82	
									187	A George Mason	63 57	
									194	H Delaware	61 50	
									234	A Providence	82 51	
									234	H Providence	63 53	
									284	H Towson	82 46	
									295	A UMES	71 60	
									345	N St. Francis Brooklyn	74 52	
LAST 12 Division I GAMES:												
345	N St. Francis Brooklyn	74 52	77	A Marquette	72 87							
120	A Creighton	57 44	26	A DePaul	53 75							
234	A Providence	82 51	234	H Providence	63 53							
60	A Villanova	57 51	120	H Creighton	69 57							
18	H Seton Hall	75 83	172	A Butler	76 82							
41	H St. John's (NY)	60 65	133	A Xavier	54 59							

Non-Div I Games:

Georgetown

■ Loss,
 ■ Non-Conf,
 S Site,
 ■ Home
 ■ Away
 N Neutral

Average RPI Win:	135	WON-LOST	WINNING	LAST 10	STRENGTH OF	OPP. STRENGTH	TEAM	ADJ.	CONF.	ADJ CONF.
Average RPI Loss:	55	RECORD	PCT. RANK	GAMES	SCHEDULE	OF SCHEDULE	RPI	RPI	RPI	RPI
DIV. I ONLY	17- 6	50	4- 0	19	72	24	24	2	2	
DIV. I NON-CONF.	12- 1	10	1- 0	91	180	13	13	2	2	
TOTALS	RPI 1-25	RPI 26-50	W-L RECORDS	RPI 51-100	RPI 101-150	RPI 150+				
17- 6	3- 3	2- 1	OVERALL	3- 0	2- 2	7- 0				
11- 3	1- 1	1- 1	HOME	2- 0	1- 1	6- 0				
5- 3	1- 2	1- 0	AWAY	1- 0	1- 1	1- 0				
1- 0	1- 0	0- 0	NEUTRAL	0- 0	0- 0	0- 0				
12- 1	2- 1	0- 0	NON-CONFERENCE	1- 0	2- 0	7- 0				
9- 0	1- 0	0- 0	HOME	1- 0	1- 0	6- 0				
2- 1	0- 1	0- 0	AWAY	0- 0	1- 0	1- 0				
1- 0	1- 0	0- 0	NEUTRAL	0- 0	0- 0	0- 0				
5- 5	1- 2	2- 1	CONFERENCE	2- 0	0- 2	0- 0				
2- 3	0- 1	1- 1	HOME	1- 0	0- 1	0- 0				
3- 2	1- 1	1- 0	AWAY	1- 0	0- 1	0- 0				
0- 0	0- 0	0- 0	NEUTRAL	0- 0	0- 0	0- 0				

RPI	S	Opponent	Score	RPI	S	Opponent	Score	RPI	S	Opponent	Score	RPI	S	Opponent	Score
16	H	Kentucky	53 64	29	H	Mississippi St.	47 43	52	A	Vanderbilt	64 58	105	A	Wright St.	63 57
17	A	Texas A&M	62 73	31	A	Missouri	65 50	62	H	Auburn	63 30	114	H	LSU	46 53
18	H	Seton Hall	70 52	31	H	Missouri	48 54	78	H	Georgia Tech	78 66	128	H	Mercer	57 44
19	A	Michigan St.	45 66									131	A	Alabama	50 64
21	N	BYU	66 58									197	H	Stetson	76 55
22	A	Florida	71 61									207	H	Cincinnati	60 42
												221	H	Furman	77 39
												277	H	Tennessee Tech	81 48
												279	H	Ga. Southern	75 28
												283	A	CSUN	83 58
												286	H	Kennesaw St.	89 34
LAST 12 Division I GAMES:															
283	A	CSUN	83 58	131	A	Alabama	50 64								
31	A	Missouri	65 50	22	A	Florida	71 61								
52	A	Vanderbilt	64 58	16	H	Kentucky	53 64								
62	H	Auburn	63 30	31	H	Missouri	48 54								
114	H	LSU	46 53	17	A	Texas A&M	62 73								
29	H	Mississippi St.	47 43	277	H	Tennessee Tech	81 48								

Non-Div I Games:

Georgia

■ Loss,
 ■ Non-Conf, S Site,
 ■ Home
 ■ Away
 N Neutral

Average RPI Win:	244	WON-LOST	WINNING	LAST 10	STRENGTH OF	OPP. STRENGTH	TEAM	ADJ.	CONF.	ADJ CONF.
Average RPI Loss:	182	RECORD	PCT. RANK	GAMES	SCHEDULE	OF SCHEDULE	RPI	RPI	RPI	RPI
DIV. I ONLY	9- 11	194	3- 7	287	247	254	254	16	16	
DIV. I NON-CONF.	5- 4	138	1- 0	311	329	232	232	15	15	
TOTALS	RPI 1-25	RPI 26-50	W-L RECORDS	RPI 51-100	RPI 101-150	RPI 150+				
9- 11	0- 0	0- 0	OVERALL	0- 2	0- 2	9- 7				
4- 6	0- 0	0- 0	HOME	0- 1	0- 1	4- 4				
4- 5	0- 0	0- 0	AWAY	0- 1	0- 1	4- 3				
1- 0	0- 0	0- 0	NEUTRAL	0- 0	0- 0	1- 0				
5- 4	0- 0	0- 0	NON-CONFERENCE	0- 1	0- 1	5- 2				
2- 2	0- 0	0- 0	HOME	0- 1	0- 0	2- 1				
2- 2	0- 0	0- 0	AWAY	0- 0	0- 1	2- 1				
1- 0	0- 0	0- 0	NEUTRAL	0- 0	0- 0	1- 0				
4- 7	0- 0	0- 0	CONFERENCE	0- 1	0- 1	4- 5				
2- 4	0- 0	0- 0	HOME	0- 0	0- 1	2- 3				
2- 3	0- 0	0- 0	AWAY	0- 1	0- 0	2- 2				
0- 0	0- 0	0- 0	NEUTRAL	0- 0	0- 0	0- 0				

RPI S	Opponent	Score	RPI S	Opponent	Score	RPI S	Opponent	Score	RPI S	Opponent	Score	Team's RPI: 254
						53	A Arkansas St.	54 75	129	H La.-Lafayette	57 77	
						85	H Charlotte	71 83	131	A Alabama	56 72	
									159	A Texas-Arlington	68 63	
									167	A Texas St.	71 80	
									167	H Texas St.	73 62	
									174	A Little Rock	32 59	
									197	A Stetson	80 72	
									206	H Troy	90 97	
									210	H South Ala.	52 60	
									237	A Appalachian St.	80 75	
									258	N Bethune-Cookman	68 61	
									270	H La.-Monroe	65 52	
									277	A Tennessee Tech	65 72	
									279	H Ga. Southern	50 61	
									286	A Kennesaw St.	66 62	
									288	H Morehead St.	90 99	
									302	H North Florida	76 63	
									320	H Howard	65 58	
LAST 12 Division I GAMES:												
167	H Texas St.	73 62	270	H La.-Monroe	65 52							
174	A Little Rock	32 59	210	H South Ala.	52 60							
53	A Arkansas St.	54 75	206	H Troy	90 97							
237	A Appalachian St.	80 75	167	A Texas St.	71 80							
279	H Ga. Southern	50 61	159	A Texas-Arlington	68 63							
129	H La.-Lafayette	57 77	197	A Stetson	80 72							

Non-Div I Games:

Georgia St.

■ Loss,
 ■ Non-Conf,
 ■ S Site,
 ■ H Home
 ■ A Away
 N Neutral

Average RPI Win:	197	WON-LOST	WINNING	LAST 10	STRENGTH OF	OPP. STRENGTH	TEAM	ADJ.	CONF.	ADJ CONF.
Average RPI Loss:	37	RECORD	PCT. RANK	GAMES	SCHEDULE	OF SCHEDULE	RPI	RPI	RPI	RPI
DIV. I ONLY	14- 9	111	4- 6	48	90	78	78	5	5	
DIV. I NON-CONF.	10- 3	61	2- 0	157	309	87	87	5	5	
TOTALS	RPI 1-25	RPI 26-50	W-L RECORDS	RPI 51-100	RPI 101-150	RPI 150+				
14- 9	0- 5	0- 2	OVERALL	2- 1	4- 1	8- 0				
10- 3	0- 2	0- 0	HOME	1- 1	3- 0	6- 0				
3- 5	0- 3	0- 2	AWAY	1- 0	1- 0	1- 0				
1- 1	0- 0	0- 0	NEUTRAL	0- 0	0- 1	1- 0				
10- 3	0- 1	0- 1	NON-CONFERENCE	0- 0	3- 1	7- 0				
8- 0	0- 0	0- 0	HOME	0- 0	2- 0	6- 0				
1- 2	0- 1	0- 1	AWAY	0- 0	1- 0	0- 0				
1- 1	0- 0	0- 0	NEUTRAL	0- 0	0- 1	1- 0				
4- 6	0- 4	0- 1	CONFERENCE	2- 1	1- 0	1- 0				
2- 3	0- 2	0- 0	HOME	1- 1	1- 0	0- 0				
2- 3	0- 2	0- 1	AWAY	1- 0	0- 0	1- 0				
0- 0	0- 0	0- 0	NEUTRAL	0- 0	0- 0	0- 0				

RPI 1-25				RPI 26-50				RPI 51-100				Team's RPI: 78				RPI 101+			
RPI	S	Opponent	Score	RPI	S	Opponent	Score	RPI	S	Opponent	Score			RPI	S	Opponent	Score		
1	A	Notre Dame	76 85	35	A	North Carolina St.	57 65	87	H	Virginia	67 78			112	N	UNI	58 61		
1	H	Notre Dame	42 54	47	A	Indiana	60 69	90	H	Boston College	62 56			114	A	IUPUI	60 50		
11	A	Florida St.	69 75					98	A	Virginia Tech	51 34			116	H	North Carolina	80 73		
12	H	Louisville	65 78											121	H	Samford	66 55		
24	A	Georgia	66 78											131	H	Alabama	70 58		
														155	H	Loyola Chicago	84 77		
														230	H	USC Upstate	87 46		
														239	N	High Point	81 61		
														242	A	Clemson	76 63		
														268	H	Prairie View	96 48		
														291	H	Alabama St.	80 54		
														315	H	Southeastern La.	102 49		
														345	H	St. Francis Brooklyn	89 51		
LAST 12 Division I GAMES:																			
				98	A	Virginia Tech	51 34	11	A	Florida St.	69 75								
				90	H	Boston College	62 56	35	A	North Carolina St.	57 65								
				1	H	Notre Dame	42 54	12	H	Louisville	65 78								
				242	A	Clemson	76 63	1	A	Notre Dame	76 85								
				87	H	Virginia	67 78	114	A	IUPUI	60 50								
				116	H	North Carolina	80 73	131	H	Alabama	70 58								

Non-Div I Games:

Georgia Tech

■ Loss,
 ■ Non-Conf, S Site,
 ■ Home
 ■ Away
 N Neutral

Gonzaga

Through Games Of Feb. 4, 2016

Average RPI Win:	194	WON-LOST	WINNING	LAST 10	STRENGTH OF	OPP. STRENGTH	TEAM	ADJ.	CONF.	ADJ CONF.
Average RPI Loss:	58	RECORD	PCT. RANK	GAMES	SCHEDULE	OF SCHEDULE	RPI	RPI	RPI	RPI
DIV. I ONLY	15- 9	105	5- 5	82	95	89	89	9	9	
DIV. I NON-CONF.	8- 4	100	0- 0	103	72	103	103	9	9	
TOTALS	RPI 1-25	RPI 26-50	W-L RECORDS	RPI 51-100	RPI 101-150	RPI 150+				
15- 9	0- 2	1- 2	OVERALL	2- 3	2- 2	10- 0				
10- 3	0- 1	1- 2	HOME	1- 0	2- 0	6- 0				
5- 5	0- 1	0- 0	AWAY	1- 3	0- 1	4- 0				
0- 1	0- 0	0- 0	NEUTRAL	0- 0	0- 1	0- 0				
8- 4	0- 1	1- 1	NON-CONFERENCE	1- 1	0- 1	6- 0				
6- 2	0- 1	1- 1	HOME	0- 0	0- 0	5- 0				
2- 1	0- 0	0- 0	AWAY	1- 1	0- 0	1- 0				
0- 1	0- 0	0- 0	NEUTRAL	0- 0	0- 1	0- 0				
7- 5	0- 1	0- 1	CONFERENCE	1- 2	2- 1	4- 0				
4- 1	0- 0	0- 1	HOME	1- 0	2- 0	1- 0				
3- 4	0- 1	0- 0	AWAY	0- 2	0- 1	3- 0				
0- 0	0- 0	0- 0	NEUTRAL	0- 0	0- 0	0- 0				

RPI 1-25				RPI 26-50				RPI 51-100 Team's RPI: 89				RPI 101+			
RPI	S	Opponent	Score	RPI	S	Opponent	Score	RPI	S	Opponent	Score	RPI	S	Opponent	Score
5	H	Stanford	48 65	27	H	Southern California	56 60	51	A	Dayton	57 47	116	N	North Carolina	62 67
21	A	BYU	54 58	39	H	West Virginia	62 57	55	A	Washington St.	48 55	118	A	San Francisco	52 71
				42	H	St. Mary's (CA)	68 69	66	A	Santa Clara	64 71	118	H	San Francisco	68 47
								66	H	Santa Clara	53 44	142	H	Pacific	68 61
								70	A	San Diego	54 63	163	H	Montana St.	65 52
												180	H	Eastern Wash.	78 56
												226	H	Grand Canyon	70 44
												246	H	Wyoming	61 57
												248	A	Loyola Marymount	66 59
												248	H	Loyola Marymount	83 68
												265	A	Pepperdine	74 57
												271	A	Portland	71 63
												299	A	Colgate	80 50
												343	H	Air Force	88 35
LAST 12 Division I GAMES:															
248	H	Loyola Marymount	83 68	21	A	BYU	54 58								
118	A	San Francisco	52 71	271	A	Portland	71 63								
66	A	Santa Clara	64 71	66	H	Santa Clara	53 44								
142	H	Pacific	68 61	118	H	San Francisco	68 47								
42	H	St. Mary's (CA)	68 69	248	A	Loyola Marymount	66 59								
70	A	San Diego	54 63	265	A	Pepperdine	74 57								

Non-Div I Games:

Gonzaga

■ Loss,
 ■ Non-Conf, S Site,
 ■ Home
 ■ Away
 N Neutral

Average RPI Win:	318	WON-LOST	WINNING	LAST 10	STRENGTH OF	OPP. STRENGTH	TEAM	ADJ.	CONF.	ADJ CONF.
Average RPI Loss:	151	RECORD	PCT. RANK	GAMES	SCHEDULE	OF SCHEDULE	RPI	RPI	RPI	RPI
DIV. I ONLY	7- 11	236	7- 3	232	311	217	217	32	32	
DIV. I NON-CONF.	1- 8	320	1- 2	34	111	199	199	31	31	
TOTALS	RPI 1-25	RPI 26-50	W-L RECORDS	RPI 51-100	RPI 101-150	RPI 150+				
7- 11	0- 1	0- 2	OVERALL	0- 0	0- 2	7- 6				
3- 1	0- 0	0- 0	HOME	0- 0	0- 0	3- 1				
4- 10	0- 0	0- 0	AWAY	0- 0	0- 1	4- 3				
0- 0	0- 0	0- 0	NEUTRAL	0- 0	0- 0	0- 0				
1- 8	0- 1	0- 2	NON-CONFERENCE	0- 0	0- 2	1- 3				
0- 0	0- 0	0- 0	HOME	0- 0	0- 0	0- 0				
1- 8	0- 1	0- 2	AWAY	0- 0	0- 2	1- 3				
0- 0	0- 0	0- 0	NEUTRAL	0- 0	0- 0	0- 0				
6- 3	0- 0	0- 0	CONFERENCE	0- 0	0- 0	6- 3				
3- 1	0- 0	0- 0	HOME	0- 0	0- 0	3- 1				
3- 2	0- 0	0- 0	AWAY	0- 0	0- 0	3- 2				
0- 0	0- 0	0- 0	NEUTRAL	0- 0	0- 0	0- 0				

RPI 1-25				RPI 26-50				RPI 51-100				RPI 101+ Team's RPI: 217			
RPI	S	Opponent	Score	RPI	S	Opponent	Score	RPI	S	Opponent	Score	RPI	S	Opponent	Score
3	A	Baylor	42 96	29	A	Mississippi St.	43 107					127	A	Texas Tech	55 70
				37	A	George Washington	58 85					131	A	Alabama	57 72
												177	A	Northwestern St.	62 71
												186	A	Southern U.	68 80
												188	A	Tulsa	51 79
												191	A	William & Mary	55 74
												256	H	Texas Southern	50 62
												268	H	Prairie View	69 66
												291	H	Alabama St.	89 69
												322	A	Nicholls St.	69 65
												325	A	Jackson St.	79 58
												327	A	Alcorn	85 76
												333	A	Ark.-Pine Bluff	68 83
												344	H	Alabama A&M	75 56
												347	A	Mississippi Val.	65 52
LAST 12 Division I GAMES:															
347	A	Mississippi Val.	65 52	186	A	Southern U.	68 80								
333	A	Ark.-Pine Bluff	68 83	291	H	Alabama St.	89 69								
325	A	Jackson St.	79 58	344	H	Alabama A&M	75 56								
256	H	Texas Southern	50 62	322	A	Nicholls St.	69 65								
268	H	Prairie View	69 66	131	A	Alabama	57 72								
327	A	Alcorn	85 76	127	A	Texas Tech	55 70								

Non-Div I Games: Southern-N.O. 73 61 LSU-Alexandria 106 50

Grambling

■ Loss,
 ■ Non-Conf,
 ■ S Site,
 ■ Home
 ■ A Away
 N Neutral

Grand Canyon

Through Games Of Feb. 4, 2016

Average RPI Win: 265	WON-LOST	WINNING	LAST 10	STRENGTH OF	OPP. STRENGTH	TEAM	ADJ.	CONF.	ADJ CONF.
Average RPI Loss: 139	RECORD	PCT. RANK	GAMES	SCHEDULE	OF SCHEDULE	RPI	RPI	RPI	RPI
DIV. I ONLY	9- 12	211	4- 5	231	232	226	226	25	25
DIV. I NON-CONF.	5- 8	209	1- 1	247	164	241	241	25	25
TOTALS	RPI 1-25	RPI 26-50	W-L RECORDS	RPI 51-100	RPI 101-150	RPI 150+			
9- 12	0- 0	0- 2	OVERALL	0- 3	0- 2	9- 5			
3- 5	0- 0	0- 0	HOME	0- 1	0- 1	3- 3			
6- 3	0- 0	0- 0	AWAY	0- 0	0- 0	6- 0			
0- 4	0- 0	0- 2	NEUTRAL	0- 1	0- 0	0- 1			
5- 8	0- 0	0- 2	NON-CONFERENCE	0- 3	0- 0	5- 3			
2- 3	0- 0	0- 0	HOME	0- 1	0- 0	2- 2			
3- 1	0- 0	0- 0	AWAY	0- 1	0- 0	3- 0			
0- 4	0- 0	0- 2	NEUTRAL	0- 1	0- 0	0- 1			
4- 4	0- 0	0- 0	CONFERENCE	0- 0	0- 2	4- 2			
1- 2	0- 0	0- 0	HOME	0- 0	0- 1	1- 1			
3- 2	0- 0	0- 0	AWAY	0- 0	0- 1	3- 1			
0- 0	0- 0	0- 0	NEUTRAL	0- 0	0- 0	0- 0			

RPI 1-25				RPI 26-50				RPI 51-100				RPI 101+ Team's RPI: 226			
RPI	S	Opponent	Score	RPI	S	Opponent	Score	RPI	S	Opponent	Score	RPI	S	Opponent	Score
				27	N	Southern California	44 75	59	N	Abilene Christian	71 75	102	A	New Mexico St.	58 60
				39	N	West Virginia	50 68	64	H	UC Riverside	67 85	102	H	New Mexico St.	44 64
								89	A	Gonzaga	44 70	154	H	Hawaii	41 74
												161	H	Oral Roberts	66 64
												179	H	Northern Colo.	69 59
												198	A	UTRGV	28 52
												210	H	South Ala.	56 59
												222	A	Utah Valley	61 53
												236	A	Seattle	67 54
												257	A	CSU Bakersfield	61 51
												308	H	UMKC	57 63
												314	N	Fairleigh Dickinson	68 74
												321	A	UC Irvine	58 53
												329	A	North Dakota St.	76 67
												336	H	Chicago St.	74 36
												343	A	Air Force	73 39
LAST 12 Division I GAMES:															
				102	H	New Mexico St.	44 64	102	A	New Mexico St.	58 60				
				236	A	Seattle	67 54	198	A	UTRGV	28 52				
				257	A	CSU Bakersfield	61 51	64	H	UC Riverside	67 85				
				308	H	UMKC	57 63	179	H	Northern Colo.	69 59				
				336	H	Chicago St.	74 36	210	H	South Ala.	56 59				
				222	A	Utah Valley	61 53	321	A	UC Irvine	58 53				

Non-Div I Games: Western St. 77 40 San Diego Christian 60 40 Arizona Christian 87 54

Grand Canyon

Loss, Non-Conf, S Site, H Home A Away N Neutral

Average RPI Win:	138	WON-LOST	WINNING	LAST 10	STRENGTH OF	OPP. STRENGTH	TEAM	ADJ.	CONF.	ADJ CONF.
Average RPI Loss:	108	RECORD	PCT. RANK	GAMES	SCHEDULE	OF SCHEDULE	RPI	RPI	RPI	RPI
DIV. I ONLY	18- 3	13	9- 1	66	84	23	23	14	14	
DIV. I NON-CONF.	10- 2	33	3- 0	40	10	12	12	14	14	
TOTALS	RPI 1-25	RPI 26-50	W-L RECORDS	RPI 51-100	RPI 101-150	RPI 150+				
18- 3	0- 0	0- 1	OVERALL	5- 1	5- 0	8- 1				
9- 1	0- 0	0- 0	HOME	4- 0	1- 0	4- 1				
8- 0	0- 0	0- 0	AWAY	0- 0	4- 0	4- 0				
1- 2	0- 0	0- 1	NEUTRAL	1- 1	0- 0	0- 0				
10- 2	0- 0	0- 1	NON-CONFERENCE	5- 1	2- 0	3- 0				
6- 0	0- 0	0- 0	HOME	4- 0	1- 0	1- 0				
3- 0	0- 0	0- 0	AWAY	0- 0	1- 0	2- 0				
1- 2	0- 0	0- 1	NEUTRAL	1- 1	0- 0	0- 0				
8- 1	0- 0	0- 0	CONFERENCE	0- 0	3- 0	5- 1				
3- 1	0- 0	0- 0	HOME	0- 0	0- 0	3- 1				
5- 0	0- 0	0- 0	AWAY	0- 0	3- 0	2- 0				
0- 0	0- 0	0- 0	NEUTRAL	0- 0	0- 0	0- 0				

RPI S	Opponent	Score	RPI S	Opponent	Score	RPI S	Opponent	Score	RPI S	Opponent	Score
48 N	Rutgers	43 54	51 H	Dayton	68 52	104 A	Drake	86 61			
			52 H	Vanderbilt	58 56	105 A	Wright St.	63 58			
			57 H	South Dakota St.	58 57	106 A	Youngstown St.	68 60			
			77 H	Marquette	75 55	122 H	Belmont	66 62			
			82 N	Tulane	79 58	147 A	Northern Ky.	81 73			
			87 N	Virginia	59 68	155 H	Loyola Chicago	65 51			
						157 A	Wisconsin	72 58			
						172 A	Butler	55 46			
						181 H	Detroit	58 36			
						189 A	Milwaukee	63 42			
						190 H	Oakland	56 58			
						202 H	Valparaiso	81 42			
						219 H	Ill.-Chicago	64 22			
						307 A	Cleveland St.	66 45			
LAST 12 Division I GAMES:											
181 H	Detroit	58 36	106 A	Youngstown St.	68 60						
190 H	Oakland	56 58	307 A	Cleveland St.	66 45						
105 A	Wright St.	63 58	189 A	Milwaukee	63 42						
147 A	Northern Ky.	81 73	51 H	Dayton	68 52						
219 H	Ill.-Chicago	64 22	122 H	Belmont	66 62						
202 H	Valparaiso	81 42	57 H	South Dakota St.	58 57						

Non-Div I Games:

Green Bay

■ Loss,
 ■ Non-Conf, S Site,
 ■ Home
 ■ Away
 N Neutral

Average RPI Win:	267	WON-LOST	WINNING	LAST 10	STRENGTH OF	OPP. STRENGTH	TEAM	ADJ.	CONF.	ADJ CONF.
Average RPI Loss:	98	RECORD	PCT. RANK	GAMES	SCHEDULE	OF SCHEDULE	RPI	RPI	RPI	RPI
DIV. I ONLY	9- 12	211	7- 3	81	255	156	156	30	30	
DIV. I NON-CONF.	2- 11	306	2- 3	4	81	143	143	30	30	
TOTALS	RPI 1-25	RPI 26-50	W-L RECORDS	RPI 51-100	RPI 101-150	RPI 150+				
9- 12	0- 2	0- 2	OVERALL	0- 5	1- 0	8- 3				
4- 4	0- 0	0- 0	HOME	0- 2	0- 0	4- 2				
3- 8	0- 2	0- 2	AWAY	0- 3	0- 0	3- 1				
2- 0	0- 0	0- 0	NEUTRAL	0- 0	1- 0	1- 0				
2- 11	0- 2	0- 2	NON-CONFERENCE	0- 5	1- 0	1- 2				
0- 3	0- 0	0- 0	HOME	0- 2	0- 0	0- 1				
0- 8	0- 2	0- 2	AWAY	0- 3	0- 0	0- 1				
2- 0	0- 0	0- 0	NEUTRAL	0- 0	1- 0	1- 0				
7- 1	0- 0	0- 0	CONFERENCE	0- 0	0- 0	7- 1				
4- 1	0- 0	0- 0	HOME	0- 0	0- 0	4- 1				
3- 0	0- 0	0- 0	AWAY	0- 0	0- 0	3- 0				
0- 0	0- 0	0- 0	NEUTRAL	0- 0	0- 0	0- 0				

RPI 1-25				RPI 26-50				RPI 51-100				RPI 101+ Team's RPI: 156			
RPI	S	Opponent	Score	RPI	S	Opponent	Score	RPI	S	Opponent	Score	RPI	S	Opponent	Score
2	A	South Carolina	48 86	34	A	UTEP	54 78	55	A	Washington St.	61 68	132	N	Wake Forest	47 42
9	A	Texas	52 79	50	A	Princeton	55 79	65	H	James Madison	56 68	192	N	Rhode Island	59 54
								75	H	Drexel	36 57	197	A	Stetson	59 68
								80	A	Oregon	51 86	209	H	Lehigh	56 63
								92	A	Iowa St.	59 95	243	A	Morgan St.	65 51
												258	H	Bethune-Cookman	60 45
												278	A	N.C. A&T	55 52
												294	H	Savannah St.	65 53
												304	H	Florida A&M	59 66
												312	H	South Carolina St.	63 50
												348	A	N.C. Central	76 42
												349	H	Norfolk St.	73 62
LAST 12 Division I GAMES:															
349	H	Norfolk St.	73 62	258	H	Bethune-Cookman	60 45	50	A	Princeton	55 79	197	A	Stetson	59 68
312	H	South Carolina St.	63 50	50	A	Princeton	55 79	192	N	Rhode Island	59 54	132	N	Wake Forest	47 42
294	H	Savannah St.	65 53	197	A	Stetson	59 68	132	N	Wake Forest	47 42	209	H	Lehigh	56 63
348	A	N.C. Central	76 42	192	N	Rhode Island	59 54	209	H	Lehigh	56 63				
278	A	N.C. A&T	55 52	209	H	Lehigh	56 63								
304	H	Florida A&M	59 66												

Non-Div I Games:

Hampton

■ Loss,
■ Non-Conf,
■ S Site,
■ H Home
■ A Away
N Neutral

RPI 1-25				RPI 26-50				RPI 51-100				RPI 101+ Team's RPI: 218			
RPI	S	Opponent	Score	RPI	S	Opponent	Score	RPI	S	Opponent	Score	RPI	S	Opponent	Score
10	H	Arizona St.	29 60	37	A	George Washington	51 82	69	A	FGCU	44 64	110	A	Stony Brook	35 58
				45	H	Albany (NY)	41 78	73	A	Michigan	47 83	126	A	Quinnipiac	69 71
								90	A	Boston College	28 62	182	H	Cornell	53 50
								93	A	Maine	43 61	185	H	UMBC	65 57
												214	H	Binghamton	47 53
												224	A	Massachusetts	57 63
												234	A	Providence	50 69
												260	A	Sacred Heart	68 67
												266	H	New Hampshire	48 44
												269	H	Dartmouth	36 43
												276	A	Vermont	51 47
												285	H	Central Conn. St.	49 41
												323	A	UMass Lowell	75 70
												323	H	UMass Lowell	72 59
												331	H	Lafayette	55 50
LAST 12 Division I GAMES:															
323	A	UMass Lowell	75 70	276	A	Vermont	51 47								
45	H	Albany (NY)	41 78	214	H	Binghamton	47 53								
93	A	Maine	43 61	323	H	UMass Lowell	72 59								
266	H	New Hampshire	48 44	69	A	FGCU	44 64								
185	H	UMBC	65 57	37	A	George Washington	51 82								
110	A	Stony Brook	35 58	224	A	Massachusetts	57 63								

Non-Div I Games:

Average RPI Win:	215	WON-LOST	WINNING	LAST 10	STRENGTH OF	OPP. STRENGTH	TEAM	ADJ.	CONF.	ADJ CONF.
Average RPI Loss:	130	RECORD	PCT. RANK	GAMES	SCHEDULE	OF SCHEDULE	RPI	RPI	RPI	RPI
DIV. I ONLY	8- 9	189	4- 6	129	208	141	141	10	10	
DIV. I NON-CONF.	5- 8	209	2- 6	118	169	167	167	11	11	
TOTALS	RPI 1-25	RPI 26-50	W-L RECORDS	RPI 51-100	RPI 101-150	RPI 150+				
8- 9	0- 0	0- 1	OVERALL	0- 3	2- 2	6- 3				
2- 3	0- 0	0- 0	HOME	0- 1	0- 1	2- 1				
5- 6	0- 0	0- 1	AWAY	0- 2	1- 1	4- 2				
1- 0	0- 0	0- 0	NEUTRAL	0- 0	1- 0	0- 0				
5- 8	0- 0	0- 1	NON-CONFERENCE	0- 3	2- 2	3- 2				
2- 2	0- 0	0- 0	HOME	0- 1	0- 1	2- 0				
2- 6	0- 0	0- 1	AWAY	0- 2	1- 1	1- 2				
1- 0	0- 0	0- 0	NEUTRAL	0- 0	1- 0	0- 0				
3- 1	0- 0	0- 0	CONFERENCE	0- 0	0- 0	3- 1				
0- 1	0- 0	0- 0	HOME	0- 0	0- 0	0- 1				
3- 0	0- 0	0- 0	AWAY	0- 0	0- 0	3- 0				
0- 0	0- 0	0- 0	NEUTRAL	0- 0	0- 0	0- 0				

RPI S	Opponent	Score	RPI S	Opponent	Score	RPI S	Opponent	Score	RPI S	Opponent	Score	Team's RPI: 141
40	A South Fla.	59 86	56	A Chattanooga	58 62	109	N Toledo	76 70				
			69	A FGCU	65 74	110	A Stony Brook	63 64				
			93	H Maine	53 64	121	A Samford	60 54				
						122	H Eastern Mich.	81 85				
						182	A Cornell	65 56				
						192	A Rhode Island	52 56				
						223	A Fairfield	50 67				
						224	H Massachusetts	67 65				
						233	A Columbia	69 66				
						238	A Rice	67 61				
						269	A Dartmouth	56 43				
						269	H Dartmouth	64 70				
						346	H Boston U.	73 55				
LAST 12 Division I GAMES:												
233	A Columbia	69 66	110	A Stony Brook	63 64							
182	A Cornell	65 56	223	A Fairfield	50 67							
269	H Dartmouth	64 70	122	H Eastern Mich.	81 85							
269	A Dartmouth	56 43	69	A FGCU	65 74							
56	A Chattanooga	58 62	40	A South Fla.	59 86							
121	A Samford	60 54	238	A Rice	67 61							

Non-Div I Games:

Harvard

Loss, Non-Conf, S Site, H Home A Away N Neutral

Average RPI Win:	253	WON-LOST	WINNING	LAST 10	STRENGTH OF	OPP. STRENGTH	TEAM	ADJ.	CONF.	ADJ CONF.
Average RPI Loss:	77	RECORD	PCT. RANK	GAMES	SCHEDULE	OF SCHEDULE	RPI	RPI	RPI	RPI
DIV. I ONLY	13- 9	123	6- 4	212	122	154	154	22	22	
DIV. I NON-CONF.	7- 6	156	2- 1	108	18	121	121	22	22	
TOTALS	RPI 1-25	RPI 26-50	W-L RECORDS	RPI 51-100	RPI 101-150	RPI 150+				
13- 9	0- 4	0- 1	OVERALL	0- 2	1- 0	12- 2				
5- 5	0- 2	0- 1	HOME	0- 2	0- 0	5- 0				
8- 2	0- 0	0- 0	AWAY	0- 0	1- 0	7- 2				
0- 2	0- 2	0- 0	NEUTRAL	0- 0	0- 0	0- 0				
7- 6	0- 4	0- 1	NON-CONFERENCE	0- 1	0- 0	7- 0				
2- 4	0- 2	0- 1	HOME	0- 1	0- 0	2- 0				
5- 0	0- 0	0- 0	AWAY	0- 0	0- 0	5- 0				
0- 2	0- 2	0- 0	NEUTRAL	0- 0	0- 0	0- 0				
6- 3	0- 0	0- 0	CONFERENCE	0- 1	1- 0	5- 2				
3- 1	0- 0	0- 0	HOME	0- 1	0- 0	3- 0				
3- 2	0- 0	0- 0	AWAY	0- 0	1- 0	2- 2				
0- 0	0- 0	0- 0	NEUTRAL	0- 0	0- 0	0- 0				

RPI 1-25				RPI 26-50				RPI 51-100				RPI 101+ Team's RPI: 154			
RPI	S	Opponent	Score	RPI	S	Opponent	Score	RPI	S	Opponent	Score	RPI	S	Opponent	Score
2	H	South Carolina	51 67	43	H	Penn	54 64	55	H	Washington St.	52 62	148	A	Long Beach St.	67 55
10	H	Arizona St.	49 75					64	H	UC Riverside	74 77	193	A	Cal Poly	64 58
17	N	Texas A&M	41 82									195	A	UC Davis	58 60
21	N	BYU	56 67									211	A	Sacramento St.	74 72
												220	A	San Jose St.	76 73
												226	A	Grand Canyon	74 41
												248	H	Loyola Marymount	65 51
												257	A	CSU Bakersfield	65 55
												257	H	CSU Bakersfield	74 60
												259	A	Northern Ariz.	61 52
												283	A	CSUN	60 63
												283	H	CSUN	77 50
												321	A	UC Irvine	83 65
												321	H	UC Irvine	59 35
												341	H	Cal St. Fullerton	62 53
LAST 12 Division I GAMES:															
193	A	Cal Poly	64 58	283	H	CSUN	77 50								
321	H	UC Irvine	59 35	195	A	UC Davis	58 60								
341	H	Cal St. Fullerton	62 53	148	A	Long Beach St.	67 55								
283	A	CSUN	60 63	43	H	Penn	54 64								
321	A	UC Irvine	83 65	257	A	CSU Bakersfield	65 55								
64	H	UC Riverside	74 77	220	A	San Jose St.	76 73								

Non-Div I Games:

Hawaii

■ Loss,
 ■ Non-Conf,
 ■ S Site,
 ■ H Home
 ■ A Away
 N Neutral

Average RPI Win:	277	WON-LOST	WINNING	LAST 10	STRENGTH OF	OPP. STRENGTH	TEAM	ADJ.	CONF.	ADJ CONF.
Average RPI Loss:	147	RECORD	PCT. RANK	GAMES	SCHEDULE	OF SCHEDULE	RPI	RPI	RPI	RPI
DIV. I ONLY	6- 13	267	4- 6	161	234	239	239	26	26	
DIV. I NON-CONF.	0- 8	338	0- 2	70	53	281	281	28	28	
TOTALS	RPI 1-25	RPI 26-50	W-L RECORDS	RPI 51-100	RPI 101-150	RPI 150+				
6- 13	0- 1	0- 1	OVERALL	0- 3	0- 2	6- 6				
3- 4	0- 0	0- 0	HOME	0- 1	0- 1	3- 2				
3- 7	0- 1	0- 1	AWAY	0- 1	0- 1	3- 3				
0- 2	0- 0	0- 0	NEUTRAL	0- 1	0- 0	0- 1				
0- 8	0- 1	0- 1	NON-CONFERENCE	0- 3	0- 0	0- 3				
0- 2	0- 0	0- 0	HOME	0- 1	0- 0	0- 1				
0- 4	0- 1	0- 1	AWAY	0- 1	0- 0	0- 1				
0- 2	0- 0	0- 0	NEUTRAL	0- 1	0- 0	0- 1				
6- 5	0- 0	0- 0	CONFERENCE	0- 0	0- 2	6- 3				
3- 2	0- 0	0- 0	HOME	0- 0	0- 1	3- 1				
3- 3	0- 0	0- 0	AWAY	0- 0	0- 1	3- 2				
0- 0	0- 0	0- 0	NEUTRAL	0- 0	0- 0	0- 0				

RPI 1-25				RPI 26-50				RPI 51-100				RPI 101+ Team's RPI: 239			
RPI	S	Opponent	Score	RPI	S	Opponent	Score	RPI	S	Opponent	Score	RPI	S	Opponent	Score
14	A	Maryland	50 105	35	A	North Carolina St.	48 89	78	N	Georgia Tech	61 81	107	A	Liberty	43 56
								83	A	Elon	69 80	143	H	UNC Asheville	81 82
								96	H	VCU	39 69	170	H	Davidson	60 62
												183	N	UAB	46 56
												203	A	Presbyterian	70 82
												215	A	Gardner-Webb	70 82
												227	A	Radford	56 54
												227	H	Radford	71 66
												282	A	Campbell	69 55
												287	A	UNCG	72 82
												293	H	Charleston So.	62 64
												303	H	Longwood	79 68
												309	H	Coastal Caro.	53 52
												313	A	Winthrop	74 67
LAST 12 Division I GAMES:															
107	A	Liberty	43 56	215	A	Gardner-Webb	70 82								
227	A	Radford	56 54	293	H	Charleston So.	62 64								
143	H	UNC Asheville	81 82	203	A	Presbyterian	70 82								
313	A	Winthrop	74 67	83	A	Elon	69 80								
282	A	Campbell	69 55	96	H	VCU	39 69								
309	H	Coastal Caro.	53 52	227	H	Radford	71 66								

Non-Div I Games: Greensboro 82 49

High Point

■ Loss,
 ■ Non-Conf,
 ■ S Site,
 ■ Home
 ■ A Away
 N Neutral

Average RPI Win:	202	WON-LOST	WINNING	LAST 10	STRENGTH OF	OPP. STRENGTH	TEAM	ADJ.	CONF.	ADJ CONF.
Average RPI Loss:	97	RECORD	PCT. RANK	GAMES	SCHEDULE	OF SCHEDULE	RPI	RPI	RPI	RPI
DIV. I ONLY	16- 4	36	8- 2	197	135	68	68	13	13	
DIV. I NON-CONF.	9- 2	37	2- 1	218	159	72	72	12	12	
TOTALS	RPI 1-25	RPI 26-50	W-L RECORDS	RPI 51-100	RPI 101-150	RPI 150+				
16- 4	0- 1	0- 0	OVERALL	2- 2	2- 0	12- 1				
9- 0	0- 0	0- 0	HOME	2- 0	2- 0	5- 0				
6- 3	0- 0	0- 0	AWAY	0- 2	0- 0	6- 1				
1- 1	0- 1	0- 0	NEUTRAL	0- 0	0- 0	1- 0				
9- 2	0- 1	0- 0	NON-CONFERENCE	1- 0	2- 0	6- 1				
4- 0	0- 0	0- 0	HOME	1- 0	2- 0	1- 0				
4- 1	0- 0	0- 0	AWAY	0- 0	0- 0	4- 1				
1- 1	0- 1	0- 0	NEUTRAL	0- 0	0- 0	1- 0				
7- 2	0- 0	0- 0	CONFERENCE	1- 2	0- 0	6- 0				
5- 0	0- 0	0- 0	HOME	1- 0	0- 0	4- 0				
2- 2	0- 0	0- 0	AWAY	0- 2	0- 0	2- 0				
0- 0	0- 0	0- 0	NEUTRAL	0- 0	0- 0	0- 0				

RPI 1-25				RPI 26-50				RPI 51-100				Team's RPI: 68		RPI 101+			
RPI	S	Opponent	Score	RPI	S	Opponent	Score	RPI	S	Opponent	Score			RPI	S	Opponent	Score
7	N	Oregon St.	50 73					75	A	Drexel	64 67	110	H	Stony Brook		71	66
								83	A	Elon	60 61	125	H	Buffalo		79	36
								83	H	Elon	59 49	162	A	Col. of Charleston		62	58
								88	H	Saint Joseph's	75 62	184	A	Marist		71	67
												191	H	William & Mary		75	45
												194	H	Delaware		58	49
												199	H	Northeastern		75	50
												223	A	Fairfield		67	53
												224	A	Massachusetts		56	57
												252	A	UNCW		68	64
												253	A	American		60	51
												267	H	Navy		65	63
												284	H	Towson		64	60
												305	A	Delaware St.		66	49
												309	N	Coastal Caro.		82	40
LAST 12 Division I GAMES:																	
				83	H	Elon	59 49					162	A	Col. of Charleston		62	58
				75	A	Drexel	64 67					83	A	Elon		60	61
				284	H	Towson	64 60					194	H	Delaware		58	49
				199	H	Northeastern	75 50					305	A	Delaware St.		66	49
				191	H	William & Mary	75 45					184	A	Marist		71	67
				252	A	UNCW	68 64					224	A	Massachusetts		56	57

Non-Div I Games:

Hofstra

■ Loss,
■ Non-Conf, S Site,
■ Home
■ Away
N Neutral

Holy Cross

Through Games Of Feb. 4, 2016

Average RPI Win:	281	WON-LOST	WINNING	LAST 10	STRENGTH OF	OPP. STRENGTH	TEAM	ADJ.	CONF.	ADJ CONF.
Average RPI Loss:	173	RECORD	PCT. RANK	GAMES	SCHEDULE	OF SCHEDULE	RPI	RPI	RPI	RPI
DIV. I ONLY	9- 12	211	6- 4	314	250	272	272	29	29	
DIV. I NON-CONF.	3- 8	258	1- 1	301	171	321	321	29	29	
TOTALS	RPI 1-25	RPI 26-50	W-L RECORDS	RPI 51-100	RPI 101-150	RPI 150+				
9- 12	0- 0	0- 0	OVERALL	0- 3	0- 4	9- 5				
7- 3	0- 0	0- 0	HOME	0- 0	0- 1	7- 2				
2- 9	0- 0	0- 0	AWAY	0- 3	0- 3	2- 3				
0- 0	0- 0	0- 0	NEUTRAL	0- 0	0- 0	0- 0				
3- 8	0- 0	0- 0	NON-CONFERENCE	0- 2	0- 3	3- 3				
3- 2	0- 0	0- 0	HOME	0- 0	0- 0	3- 2				
0- 6	0- 0	0- 0	AWAY	0- 2	0- 3	0- 1				
0- 0	0- 0	0- 0	NEUTRAL	0- 0	0- 0	0- 0				
6- 4	0- 0	0- 0	CONFERENCE	0- 1	0- 1	6- 2				
4- 1	0- 0	0- 0	HOME	0- 0	0- 1	4- 0				
2- 3	0- 0	0- 0	AWAY	0- 1	0- 0	2- 2				
0- 0	0- 0	0- 0	NEUTRAL	0- 0	0- 0	0- 0				

RPI S	Opponent	Score	RPI S	Opponent	Score	RPI S	Opponent	Score	RPI S	Opponent	Score	Team's RPI: 272
						76	A Army West Point	58 77	103	H Bucknell	51 58	
						90	A Boston College	51 60	126	A Quinnipiac	61 74	
						100	A Yale	59 69	138	A Penn St.	82 86	
									146	A Pittsburgh	50 56	
									208	H Bryant	65 64	
									209	A Lehigh	58 61	
									224	H Massachusetts	60 74	
									247	H Manhattan	58 44	
									253	H American	59 54	
									267	A Navy	49 50	
									267	H Navy	57 49	
									269	H Dartmouth	54 60	
									276	H Vermont	77 63	
									299	A Colgate	80 71	
									299	H Colgate	70 61	
									323	A UMass Lowell	67 75	
									331	H Lafayette	66 49	
									346	A Boston U.	60 41	
LAST 12 Division I GAMES:												
299	H Colgate	70 61	103	H Bucknell	51 58							
267	A Navy	49 50	299	A Colgate	80 71							
253	H American	59 54	267	H Navy	57 49							
76	A Army West Point	58 77	346	A Boston U.	60 41							
209	A Lehigh	58 61	269	H Dartmouth	54 60							
331	H Lafayette	66 49	247	H Manhattan	58 44							

Non-Div I Games:

Holy Cross

■ Loss,
 ■ Non-Conf, S Site,
 ■ Home
 ■ Away
 N Neutral

Average RPI Win:	254	WON-LOST	WINNING	LAST 10	STRENGTH OF	OPP. STRENGTH	TEAM	ADJ.	CONF.	ADJ CONF.
Average RPI Loss:	119	RECORD	PCT. RANK	GAMES	SCHEDULE	OF SCHEDULE	RPI	RPI	RPI	RPI
DIV. I ONLY	5- 16	294	1- 8	115	124	240	240	8	8	
DIV. I NON-CONF.	4- 7	222	0- 1	124	277	201	201	7	7	
TOTALS	RPI 1-25	RPI 26-50	W-L RECORDS	RPI 51-100	RPI 101-150	RPI 150+				
5- 16	0- 1	0- 3	OVERALL	0- 2	1- 4	4- 6				
2- 7	0- 1	0- 0	HOME	0- 1	1- 2	1- 3				
3- 6	0- 0	0- 1	AWAY	0- 1	0- 1	3- 3				
0- 3	0- 0	0- 2	NEUTRAL	0- 0	0- 1	0- 0				
4- 7	0- 0	0- 2	NON-CONFERENCE	0- 0	1- 2	3- 3				
1- 3	0- 0	0- 0	HOME	0- 0	1- 1	0- 2				
3- 1	0- 0	0- 0	AWAY	0- 0	0- 0	3- 1				
0- 3	0- 0	0- 2	NEUTRAL	0- 0	0- 1	0- 0				
1- 9	0- 1	0- 1	CONFERENCE	0- 2	0- 2	1- 3				
1- 4	0- 1	0- 0	HOME	0- 1	0- 1	1- 1				
0- 5	0- 0	0- 1	AWAY	0- 1	0- 1	0- 2				
0- 0	0- 0	0- 0	NEUTRAL	0- 0	0- 0	0- 0				

RPI S Opponent	Score	RPI S Opponent	Score	RPI S Opponent	Score	RPI S Opponent	Score	Team's RPI: 240
4 H UConn	37 76	37 N George Washington	78 82	72 H Temple	66 75	105 N Wright St.	61 75	
		40 A South Fla.	49 73	82 A Tulane	48 70	124 A Memphis	57 74	
		46 N Iowa	50 64			129 H La.-Lafayette	52 51	
						148 H Long Beach St.	41 47	
						149 H SMU	48 50	
						162 A Col. of Charleston	48 55	
						171 H UNLV	60 63	
						175 A East Carolina	70 76	
						188 H Tulsa	62 79	
						198 H UTRGV	45 55	
						207 A Cincinnati	50 56	
						238 A Rice	62 59	
						251 H UCF	64 55	
						316 A Incarnate Word	67 51	
						334 A A&M-Corpus Christi	76 73	
LAST 12 Division I GAMES:								
251 H UCF	64 55	4 H UConn	37 76					
207 A Cincinnati	50 56	124 A Memphis	57 74					
40 A South Fla.	49 73	72 H Temple	66 75					
188 H Tulsa	62 79	82 A Tulane	48 70					
175 A East Carolina	70 76	198 H UTRGV	45 55					
149 H SMU	48 50	334 A A&M-Corpus Christi	76 73					

Non-Div I Games:

Houston

■ Loss,
 ■ Non-Conf, S Site,
 ■ Home
 ■ Away
 N Neutral

Houston Baptist

Through Games Of Feb. 4, 2016

Average RPI Win:	296	WON-LOST	WINNING	LAST 10	STRENGTH OF	OPP. STRENGTH	TEAM	ADJ.	CONF.	ADJ CONF.
Average RPI Loss:	153	RECORD	PCT. RANK	GAMES	SCHEDULE	OF SCHEDULE	RPI	RPI	RPI	RPI
DIV. I ONLY	7- 10	227	5- 5	224	304	228	228	27	27	
DIV. I NON-CONF.	2- 5	253	0- 1	159	282	222	222	26	26	
TOTALS	RPI 1-25	RPI 26-50	W-L RECORDS	RPI 51-100	RPI 101-150	RPI 150+				
7- 10	0- 0	0- 1	OVERALL	0- 1	0- 1	7- 7				
3- 3	0- 0	0- 0	HOME	0- 0	0- 0	3- 3				
3- 7	0- 0	0- 1	AWAY	0- 1	0- 1	3- 4				
1- 0	0- 0	0- 0	NEUTRAL	0- 0	0- 0	1- 0				
2- 5	0- 0	0- 1	NON-CONFERENCE	0- 0	0- 0	2- 4				
0- 2	0- 0	0- 0	HOME	0- 0	0- 0	0- 2				
1- 3	0- 0	0- 1	AWAY	0- 0	0- 0	1- 2				
1- 0	0- 0	0- 0	NEUTRAL	0- 0	0- 0	1- 0				
5- 5	0- 0	0- 0	CONFERENCE	0- 1	0- 1	5- 3				
3- 1	0- 0	0- 0	HOME	0- 0	0- 0	3- 1				
2- 4	0- 0	0- 0	AWAY	0- 1	0- 1	2- 2				
0- 0	0- 0	0- 0	NEUTRAL	0- 0	0- 0	0- 0				

RPI 1-25			RPI 26-50			RPI 51-100			RPI 101+			Team's RPI: 228
RPI	S	Opponent	Score	RPI	S	Opponent	Score	RPI	S	Opponent	Score	
				34	A	UTEP	63 98	59	A	Abilene Christian	60 77	
								113	A	Central Ark.	44 45	
								152	H	McNeese St.	64 71	
								159	H	Texas-Arlington	40 64	
								167	H	Texas St.	66 71	
								169	A	New Mexico	57 65	
								177	A	Northwestern St.	44 55	
								231	A	UTSA	50 79	
								244	H	Sam Houston St.	67 63	
								256	A	Texas Southern	77 65	
								262	N	Omaha	64 51	
								273	A	Lamar	70 77	
								315	H	Southeastern La.	64 56	
								322	H	Nicholls St.	80 71	
								334	A	A&M-Corpus Christi	73 59	
								340	A	New Orleans	71 51	
LAST 12 Division I GAMES:												
334	A	A&M-Corpus Christi	73 59	315	H	Southeastern La.	64 56					
244	H	Sam Houston St.	67 63	322	H	Nicholls St.	80 71					
59	A	Abilene Christian	60 77	152	H	McNeese St.	64 71					
273	A	Lamar	70 77	177	A	Northwestern St.	44 55					
340	A	New Orleans	71 51	159	H	Texas-Arlington	40 64					
113	A	Central Ark.	44 45	167	H	Texas St.	66 71					

Non-Div I Games: Trinity (TX) 60 46 Huston-Tillotson 96 65 Paul Quinn 95 42

Houston Baptist

Loss, Non-Conf, S Site, H Home A Away N Neutral

Average RPI Win: 290	WON-LOST	WINNING	LAST 10	STRENGTH OF	OPP. STRENGTH	TEAM	ADJ.	CONF.	ADJ CONF.
Average RPI Loss: 197	RECORD	PCT. RANK	GAMES	SCHEDULE	OF SCHEDULE	RPI	RPI	RPI	RPI
DIV. I ONLY	3- 17	328	1- 8	258	296	320	320	30	30
DIV. I NON-CONF.	2- 11	306	2- 3	164	245	274	274	30	30
TOTALS	RPI 1-25	RPI 26-50	W-L RECORDS	RPI 51-100	RPI 101-150	RPI 150+			
3- 17	0- 1	0- 1	OVERALL	0- 2	0- 2	3- 11			
1- 5	0- 0	0- 0	HOME	0- 0	0- 0	1- 5			
2- 11	0- 1	0- 0	AWAY	0- 2	0- 1	2- 6			
0- 1	0- 0	0- 0	NEUTRAL	0- 0	0- 1	0- 0			
2- 11	0- 1	0- 1	NON-CONFERENCE	0- 2	0- 2	2- 5			
1- 3	0- 0	0- 0	HOME	0- 0	0- 0	1- 3			
1- 7	0- 1	0- 1	AWAY	0- 2	0- 1	1- 2			
0- 1	0- 0	0- 0	NEUTRAL	0- 0	0- 1	0- 0			
1- 6	0- 0	0- 0	CONFERENCE	0- 0	0- 0	1- 6			
0- 2	0- 0	0- 0	HOME	0- 0	0- 0	0- 2			
1- 4	0- 0	0- 0	AWAY	0- 0	0- 0	1- 4			
0- 0	0- 0	0- 0	NEUTRAL	0- 0	0- 0	0- 0			

RPI 1-25				RPI 26-50				RPI 51-100				RPI 101+ Team's RPI: 320			
RPI	S	Opponent	Score	RPI	S	Opponent	Score	RPI	S	Opponent	Score	RPI	S	Opponent	Score
25	A	Duquesne	62 86	28	A	Syracuse	48 97	79	A	Northwestern	49 89	128	N	Mercer	53 70
								94	A	Arizona	28 65	133	A	Xavier	47 70
												165	H	Old Dominion	64 83
												182	H	Cornell	76 74
												219	A	Ill.-Chicago	48 75
												232	H	Coppin St.	67 83
												243	A	Morgan St.	66 78
												254	A	Georgia St.	58 65
												258	H	Bethune-Cookman	77 81
												278	A	N.C. A&T	70 88
												280	H	La Salle	68 71
												295	A	UMES	59 62
												305	A	Delaware St.	86 87
												326	H	LIU Brooklyn	72 89
												339	A	Mt. St. Mary's	62 49
												348	A	N.C. Central	68 61
LAST 12 Division I GAMES:															
295	A	UMES	59 62	28	A	Syracuse	48 97								
243	A	Morgan St.	66 78	133	A	Xavier	47 70								
258	H	Bethune-Cookman	77 81	165	H	Old Dominion	64 83								
305	A	Delaware St.	86 87	339	A	Mt. St. Mary's	62 49								
232	H	Coppin St.	67 83	348	A	N.C. Central	68 61								
182	H	Cornell	76 74	278	A	N.C. A&T	70 88								

Non-Div I Games:

Howard

Average RPI Win:	322	WON-LOST	WINNING	LAST 10	STRENGTH OF	OPP. STRENGTH	TEAM	ADJ.	CONF.	ADJ CONF.
Average RPI Loss:	173	RECORD	PCT. RANK	GAMES	SCHEDULE	OF SCHEDULE	RPI	RPI	RPI	RPI
DIV. I ONLY	3- 18	330	1- 9	219	268	332	332	19	19	
DIV. I NON-CONF.	2- 9	296	0- 2	202	281	310	310	20	20	
TOTALS	RPI 1-25	RPI 26-50	W-L RECORDS	RPI 51-100	RPI 101-150	RPI 150+				
3- 18	0- 0	0- 2	OVERALL	0- 2	0- 3	3- 11				
3- 7	0- 0	0- 1	HOME	0- 1	0- 2	3- 3				
0- 11	0- 0	0- 1	AWAY	0- 1	0- 1	0- 8				
0- 0	0- 0	0- 0	NEUTRAL	0- 0	0- 0	0- 0				
2- 9	0- 0	0- 2	NON-CONFERENCE	0- 0	0- 2	2- 5				
2- 3	0- 0	0- 1	HOME	0- 0	0- 1	2- 1				
0- 6	0- 0	0- 1	AWAY	0- 0	0- 1	0- 4				
0- 0	0- 0	0- 0	NEUTRAL	0- 0	0- 0	0- 0				
1- 9	0- 0	0- 0	CONFERENCE	0- 2	0- 1	1- 6				
1- 4	0- 0	0- 0	HOME	0- 1	0- 1	1- 2				
0- 5	0- 0	0- 0	AWAY	0- 1	0- 0	0- 4				
0- 0	0- 0	0- 0	NEUTRAL	0- 0	0- 0	0- 0				

RPI S	Opponent	Score	RPI S	Opponent	Score	RPI S	Opponent	Score	RPI S	Opponent	Score	Team's RPI: 332
32	A Ohio	52 79	57	H South Dakota St.	42 61	114	H IUPUI	50 69				
47	H Indiana	72 79	81	A South Dakota	60 92	119	H Western Mich.	48 70				
						147	A Northern Ky.	64 77				
						161	A Oral Roberts	59 61				
						181	A Detroit	63 64				
						189	A Milwaukee	60 73				
						190	A Oakland	74 81				
						223	A Fairfield	62 74				
						229	A Western Ill.	87 88				
						229	H Western Ill.	74 78				
						230	H USC Upstate	81 84				
						262	H Omaha	58 60				
						300	A Denver	50 53				
						300	H Denver	61 49				
						329	A North Dakota St.	85 94				
						330	H Kent St.	86 68				
						336	H Chicago St.	62 51				
LAST 12 Division I GAMES:												
229	A Western Ill.	87 88	57	H South Dakota St.	42 61							
300	H Denver	61 49	300	A Denver	50 53							
262	H Omaha	58 60	229	H Western Ill.	74 78							
329	A North Dakota St.	85 94	114	H IUPUI	50 69							
81	A South Dakota	60 92	189	A Milwaukee	60 73							
161	A Oral Roberts	59 61	190	A Oakland	74 81							

Non-Div I Games: Trine 82 62 Grace (IN) 91 39

IPFW

Loss, Non-Conf, S Site, H Home A Away N Neutral

Average RPI Win: 219	WON-LOST	WINNING	LAST 10	STRENGTH OF	OPP. STRENGTH	TEAM	ADJ.	CONF.	ADJ CONF.
Average RPI Loss: 132	RECORD	PCT. RANK	GAMES	SCHEDULE	OF SCHEDULE	RPI	RPI	RPI	RPI
DIV. I ONLY	13- 7	93	7- 3	217	187	114	114	19	19
DIV. I NON-CONF.	7- 4	110	2- 1	207	131	112	112	20	20
<hr/>									
TOTALS	RPI 1-25	RPI 26-50	W-L RECORDS	RPI 51-100	RPI 101-150	RPI 150+			
13- 7	0- 1	0- 0	OVERALL	2- 3	2- 0	9- 3			
6- 2	0- 0	0- 0	HOME	1- 1	1- 0	4- 1			
6- 5	0- 1	0- 0	AWAY	1- 2	1- 0	4- 2			
1- 0	0- 0	0- 0	NEUTRAL	0- 0	0- 0	1- 0			
7- 4	0- 1	0- 0	NON-CONFERENCE	2- 1	2- 0	3- 2			
3- 1	0- 0	0- 0	HOME	1- 1	1- 0	1- 0			
3- 3	0- 1	0- 0	AWAY	1- 0	1- 0	1- 2			
1- 0	0- 0	0- 0	NEUTRAL	0- 0	0- 0	1- 0			
6- 3	0- 0	0- 0	CONFERENCE	0- 2	0- 0	6- 1			
3- 1	0- 0	0- 0	HOME	0- 0	0- 0	3- 1			
3- 2	0- 0	0- 0	AWAY	0- 2	0- 0	3- 0			
0- 0	0- 0	0- 0	NEUTRAL	0- 0	0- 0	0- 0			

RPI 1-25				RPI 26-50				RPI 51-100				RPI 101+ Team's RPI: 114			
RPI	S	Opponent	Score	RPI	S	Opponent	Score	RPI	S	Opponent	Score	RPI	S	Opponent	Score
12	A	Louisville	61 70					57	A	South Dakota St.	66 68	122	H	Belmont	62 59
								77	A	Marquette	60 55	144	A	SIUE	85 67
								78	H	Georgia Tech	50 60	161	A	Oral Roberts	57 54
								81	A	South Dakota	59 65	161	H	Oral Roberts	47 52
								96	H	VCU	70 69	196	A	North Texas	67 68
												229	A	Western Ill.	68 60
												241	H	Indiana St.	68 43
												250	N	Stephen F. Austin	62 55
												262	H	Omaha	75 59
												300	H	Denver	81 75
												306	A	Evansville	68 62
												329	H	North Dakota St.	67 44
												332	A	IPFW	69 50
												342	A	Eastern Ill.	71 77
<hr/>															
LAST 12 Division I GAMES:															
161	A	Oral Roberts	57 54	229	A	Western Ill.	68 60								
300	H	Denver	81 75	161	H	Oral Roberts	47 52								
81	A	South Dakota	59 65	332	A	IPFW	69 50								
57	A	South Dakota St.	66 68	306	A	Evansville	68 62								
329	H	North Dakota St.	67 44	78	H	Georgia Tech	50 60								
262	H	Omaha	75 59	122	H	Belmont	62 59								

Non-Div I Games: Oakland City 104 30 Ind.-Southeast 99 50

IUPUI

Loss, Non-Conf, S Site, H Home A Away N Neutral

Idaho

Through Games Of Feb. 4, 2016

Average RPI Win:	234	WON-LOST	WINNING	LAST 10	STRENGTH OF	OPP. STRENGTH	TEAM	ADJ.	CONF.	ADJ CONF.
Average RPI Loss:	96	RECORD	PCT. RANK	GAMES	SCHEDULE	OF SCHEDULE	RPI	RPI	RPI	RPI
DIV. I ONLY	14- 6	71	8- 2	236	154	130	130	18	18	
DIV. I NON-CONF.	6- 4	125	0- 1	106	100	119	119	19	19	
TOTALS	RPI 1-25	RPI 26-50	W-L RECORDS	RPI 51-100	RPI 101-150	RPI 150+				
14- 6	0- 1	0- 1	OVERALL	1- 1	0- 1	13- 2				
8- 3	0- 0	0- 0	HOME	0- 1	0- 0	8- 2				
4- 2	0- 1	0- 0	AWAY	0- 0	0- 1	4- 0				
2- 1	0- 0	0- 1	NEUTRAL	1- 0	0- 0	1- 0				
6- 4	0- 1	0- 1	NON-CONFERENCE	1- 1	0- 1	5- 0				
4- 1	0- 0	0- 0	HOME	0- 1	0- 0	4- 0				
0- 2	0- 1	0- 0	AWAY	0- 0	0- 1	0- 0				
2- 1	0- 0	0- 1	NEUTRAL	1- 0	0- 0	1- 0				
8- 2	0- 0	0- 0	CONFERENCE	0- 0	0- 0	8- 2				
4- 2	0- 0	0- 0	HOME	0- 0	0- 0	4- 2				
4- 0	0- 0	0- 0	AWAY	0- 0	0- 0	4- 0				
0- 0	0- 0	0- 0	NEUTRAL	0- 0	0- 0	0- 0				

RPI 1-25				RPI 26-50				RPI 51-100				RPI 101+				Team's RPI: 130	
RPI	S	Opponent	Score	RPI	S	Opponent	Score	RPI	S	Opponent	Score	RPI	S	Opponent	Score		
7	A	Oregon St.	44 69	38	N	Duke	68 74	59	H	Abilene Christian	59 71	127	A	Texas Tech	62 78		
								92	N	Iowa St.	97 65	151	H	North Dakota	92 65		
												163	H	Montana St.	59 62		
												167	N	Texas St.	75 55		
												179	H	Northern Colo.	66 56		
												180	H	Eastern Wash.	66 74		
												211	A	Sacramento St.	98 88		
												216	H	Montana	78 61		
												236	H	Seattle	64 60		
												246	H	Wyoming	61 57		
												259	A	Northern Ariz.	72 51		
												261	H	UC Santa Barbara	64 42		
												283	H	CSUN	106 50		
												318	A	Portland St.	94 65		
												328	A	Southern Utah	62 51		
												328	H	Southern Utah	93 48		
LAST 12 Division I GAMES:																	
328	H	Southern Utah	93 48	259	A	Northern Ariz.	72 51										
318	A	Portland St.	94 65	180	H	Eastern Wash.	66 74										
211	A	Sacramento St.	98 88	179	H	Northern Colo.	66 56										
163	H	Montana St.	59 62	151	H	North Dakota	92 65										
216	H	Montana	78 61	59	H	Abilene Christian	59 71										
328	A	Southern Utah	62 51	7	A	Oregon St.	44 69										

Non-Div I Games: Carroll (MT) 75 47 Northwest Chrst. 71 48

Idaho

Loss, Non-Conf, S Site, H Home A Away N Neutral

Average RPI Win:	224	WON-LOST	WINNING	LAST 10	STRENGTH OF	OPP. STRENGTH	TEAM	ADJ.	CONF.	ADJ CONF.
Average RPI Loss:	138	RECORD	PCT. RANK	GAMES	SCHEDULE	OF SCHEDULE	RPI	RPI	RPI	RPI
DIV. I ONLY	8- 10	203	0- 1	178	150	176	176	18	18	
DIV. I NON-CONF.	5- 4	138	0- 1	36	120	50	50	19	19	
TOTALS	RPI 1-25	RPI 26-50	W-L RECORDS	RPI 51-100	RPI 101-150	RPI 150+				
8- 10	0- 1	0- 1	OVERALL	0- 1	1- 1	7- 6				
3- 3	0- 0	0- 0	HOME	0- 0	0- 0	3- 3				
4- 7	0- 1	0- 1	AWAY	0- 1	1- 1	3- 3				
1- 0	0- 0	0- 0	NEUTRAL	0- 0	0- 0	1- 0				
5- 4	0- 1	0- 1	NON-CONFERENCE	0- 1	1- 1	4- 0				
2- 0	0- 0	0- 0	HOME	0- 0	0- 0	2- 0				
2- 4	0- 1	0- 1	AWAY	0- 1	1- 1	1- 0				
1- 0	0- 0	0- 0	NEUTRAL	0- 0	0- 0	1- 0				
3- 6	0- 0	0- 0	CONFERENCE	0- 0	0- 0	3- 6				
1- 3	0- 0	0- 0	HOME	0- 0	0- 0	1- 3				
2- 3	0- 0	0- 0	AWAY	0- 0	0- 0	2- 3				
0- 0	0- 0	0- 0	NEUTRAL	0- 0	0- 0	0- 0				

RPI 1-25				RPI 26-50				RPI 51-100				RPI 101+ Team's RPI: 176			
RPI	S	Opponent	Score	RPI	S	Opponent	Score	RPI	S	Opponent	Score	RPI	S	Opponent	Score
19	A	Michigan St.	60 79	34	A	UTEP	54 67	79	A	Northwestern	36 72	111	A	Boise St.	80 77
												127	A	Texas Tech	64 79
												151	A	North Dakota	42 45
												151	H	North Dakota	57 60
												173	A	Weber St.	58 57
												173	H	Weber St.	46 61
												178	N	Southeast Mo. St.	65 64
												179	A	Northern Colo.	47 48
												211	H	Sacramento St.	59 68
												222	A	Utah Valley	56 47
												225	H	Utah St.	81 67
												236	H	Seattle	83 67
												259	A	Northern Ariz.	62 63
												318	H	Portland St.	71 70
												328	A	Southern Utah	71 67
LAST 12 Division I GAMES:															
		34	A	UTEP	54	67				211	H	Sacramento St.	59	68	
		151	H	North Dakota	57	60				151	A	North Dakota	42	45	
		259	A	Northern Ariz.	62	63				179	A	Northern Colo.	47	48	
		328	A	Southern Utah	71	67				173	H	Weber St.	46	61	
		173	A	Weber St.	58	57				222	A	Utah Valley	56	47	
		318	H	Portland St.	71	70				111	A	Boise St.	80	77	

Non-Div I Games: Colo. Christian 82 56 Montana Tech 82 55

Idaho St.

Loss, Non-Conf, S Site, H Home A Away N Neutral

Average RPI Win:	278	WON-LOST	WINNING	LAST 10	STRENGTH OF	OPP. STRENGTH	TEAM	ADJ.	CONF.	ADJ CONF.
Average RPI Loss:	123	RECORD	PCT. RANK	GAMES	SCHEDULE	OF SCHEDULE	RPI	RPI	RPI	RPI
DIV. I ONLY	11- 10	161	2- 8	295	196	219	219	14	14	
DIV. I NON-CONF.	9- 2	37	2- 0	345	270	176	176	14	14	
TOTALS	RPI 1-25	RPI 26-50	W-L RECORDS	RPI 51-100	RPI 101-150	RPI 150+				
11- 10	0- 1	0- 1	OVERALL	1- 0	0- 5	10- 3				
5- 5	0- 0	0- 0	HOME	1- 0	0- 3	4- 2				
6- 5	0- 1	0- 1	AWAY	0- 0	0- 2	6- 1				
0- 0	0- 0	0- 0	NEUTRAL	0- 0	0- 0	0- 0				
9- 2	0- 0	0- 1	NON-CONFERENCE	1- 0	0- 1	8- 0				
4- 1	0- 0	0- 0	HOME	1- 0	0- 1	3- 0				
5- 1	0- 0	0- 1	AWAY	0- 0	0- 0	5- 0				
0- 0	0- 0	0- 0	NEUTRAL	0- 0	0- 0	0- 0				
2- 8	0- 1	0- 0	CONFERENCE	0- 0	0- 4	2- 3				
1- 4	0- 0	0- 0	HOME	0- 0	0- 2	1- 2				
1- 4	0- 1	0- 0	AWAY	0- 0	0- 2	1- 1				
0- 0	0- 0	0- 0	NEUTRAL	0- 0	0- 0	0- 0				

RPI 1-25				RPI 26-50				RPI 51-100				RPI 101+ Team's RPI: 219			
RPI	S	Opponent	Score	RPI	S	Opponent	Score	RPI	S	Opponent	Score	RPI	S	Opponent	Score
23	A	Green Bay	22 64	36	A	Purdue	51 62	84	H	Central Mich.	66 63	105	A	Wright St.	62 73
												106	H	Youngstown St.	64 69
												109	H	Toledo	51 60
												147	A	Northern Ky.	53 55
												147	H	Northern Ky.	61 72
												181	H	Detroit	80 89
												189	A	Milwaukee	53 54
												190	H	Oakland	76 78
												202	A	Valparaiso	54 50
												229	A	Western Ill.	78 70
												300	A	Denver	56 46
												301	A	Bradley	66 56
												307	H	Cleveland St.	80 62
												317	A	Illinois St.	74 65
												319	H	Nevada	70 55
												320	H	Howard	75 48
												336	A	Chicago St.	51 47
												342	H	Eastern Ill.	66 54
LAST 12 Division I GAMES:															
147	H	Northern Ky.	61 72	181	H	Detroit	80 89								
202	A	Valparaiso	54 50	190	H	Oakland	76 78								
307	H	Cleveland St.	80 62	147	A	Northern Ky.	53 55								
106	H	Youngstown St.	64 69	105	A	Wright St.	62 73								
23	A	Green Bay	22 64	342	H	Eastern Ill.	66 54								
189	A	Milwaukee	53 54	319	H	Nevada	70 55								

Non-Div I Games:

Ill.-Chicago

■ Loss,
 ■ Non-Conf, S Site,
 ■ Home
 ■ Away
 N Neutral

Average RPI Win:	162	WON-LOST	WINNING	LAST 10	STRENGTH OF	OPP. STRENGTH	TEAM	ADJ.	CONF.	ADJ CONF.
Average RPI Loss:	66	RECORD	PCT. RANK	GAMES	SCHEDULE	OF SCHEDULE	RPI	RPI	RPI	RPI
DIV. I ONLY	8- 14	244	1- 9	12	81	150	150	4	4	
DIV. I NON-CONF.	7- 4	110	0- 1	14	233	82	82	4	4	
TOTALS	RPI 1-25	RPI 26-50	W-L RECORDS	RPI 51-100	RPI 101-150	RPI 150+				
8- 14	0- 2	1- 5	OVERALL	2- 5	1- 2	4- 0				
8- 7	0- 2	1- 1	HOME	2- 3	1- 1	4- 0				
0- 7	0- 0	0- 4	AWAY	0- 2	0- 1	0- 0				
0- 0	0- 0	0- 0	NEUTRAL	0- 0	0- 0	0- 0				
7- 4	0- 0	1- 2	NON-CONFERENCE	2- 1	1- 1	3- 0				
7- 2	0- 0	1- 1	HOME	2- 1	1- 0	3- 0				
0- 2	0- 0	0- 1	AWAY	0- 0	0- 1	0- 0				
0- 0	0- 0	0- 0	NEUTRAL	0- 0	0- 0	0- 0				
1- 10	0- 2	0- 3	CONFERENCE	0- 4	0- 1	1- 0				
1- 5	0- 2	0- 0	HOME	0- 2	0- 1	1- 0				
0- 5	0- 0	0- 3	AWAY	0- 2	0- 0	0- 0				
0- 0	0- 0	0- 0	NEUTRAL	0- 0	0- 0	0- 0				

RPI	S	Opponent	Score	RPI	S	Opponent	Score	RPI	S	Opponent	Score	RPI	S	Opponent	Score	Team's RPI: 150
6	H	Ohio St.	70 80	32	H	Ohio	62 53	67	A	Nebraska	57 73	124	A	Memphis	75 81	
14	H	Maryland	63 79	36	A	Purdue	65 69	79	H	Northwestern	59 69	137	H	Southern Ill.	78 64	
				37	H	George Washington	57 70	81	H	South Dakota	76 85	138	H	Penn St.	56 65	
				44	A	Miami (FL)	64 73	84	H	Central Mich.	74 69	157	H	Wisconsin	71 65	
				47	A	Indiana	66 68	95	H	UT Martin	94 74	209	H	Lehigh	76 67	
				48	A	Rutgers	54 67	99	A	Minnesota	77 82	249	H	Tennessee St.	98 43	
								99	H	Minnesota	75 106	336	H	Chicago St.	67 36	
LAST 12 Division I GAMES:																
79	H	Northwestern	59 69	48	A	Rutgers	54 67									
6	H	Ohio St.	70 80	67	A	Nebraska	57 73									
99	A	Minnesota	77 82	99	H	Minnesota	75 106									
138	H	Penn St.	56 65	36	A	Purdue	65 69									
47	A	Indiana	66 68	14	H	Maryland	63 79									
157	H	Wisconsin	71 65	37	H	George Washington	57 70									

Non-Div I Games:

Illinois

Average RPI Win:	305	WON-LOST	WINNING	LAST 10	STRENGTH OF	OPP. STRENGTH	TEAM	ADJ.	CONF.	ADJ CONF.
Average RPI Loss:	170	RECORD	PCT. RANK	GAMES	SCHEDULE	OF SCHEDULE	RPI	RPI	RPI	RPI
DIV. I ONLY	5- 15	289	3- 7	290	229	317	317	21	21	
DIV. I NON-CONF.	2- 9	296	1- 2	288	286	341	341	17	17	
TOTALS	RPI 1-25	RPI 26-50	W-L RECORDS	RPI 51-100	RPI 101-150	RPI 150+				
5- 15	0- 0	0- 1	OVERALL	0- 2	0- 4	5- 8				
4- 5	0- 0	0- 0	HOME	0- 1	0- 1	4- 3				
1- 8	0- 0	0- 1	AWAY	0- 1	0- 3	1- 3				
0- 2	0- 0	0- 0	NEUTRAL	0- 0	0- 0	0- 2				
2- 9	0- 0	0- 1	NON-CONFERENCE	0- 1	0- 1	2- 6				
2- 3	0- 0	0- 0	HOME	0- 0	0- 1	2- 2				
0- 4	0- 0	0- 1	AWAY	0- 1	0- 0	0- 2				
0- 2	0- 0	0- 0	NEUTRAL	0- 0	0- 0	0- 2				
3- 6	0- 0	0- 0	CONFERENCE	0- 1	0- 3	3- 2				
2- 2	0- 0	0- 0	HOME	0- 1	0- 0	2- 1				
1- 4	0- 0	0- 0	AWAY	0- 0	0- 3	1- 1				
0- 0	0- 0	0- 0	NEUTRAL	0- 0	0- 0	0- 0				

RPI S	Opponent	Score	RPI S	Opponent	Score	RPI S	Opponent	Score	RPI S	Opponent	Score	Team's RPI: 317
26	A DePaul	41 89	97	H Missouri St.	51 73	104	A Drake	41 76	112	A UNI	51 65	
			100	A Yale	47 60	137	A Southern Ill.	71 76	144	H SIUE	57 65	
						155	H Loyola Chicago	41 57	219	H Ill.-Chicago	65 74	
						229	H Western Ill.	64 79	231	A UTSA	51 77	
						235	A Bowling Green	52 70	241	A Indiana St.	56 63	
						262	N Omaha	56 60	264	N Northern Ill.	59 68	
						290	H Wichita St.	70 49	292	H Murray St.	81 76	
						301	H Bradley	54 49	306	A Evansville	64 57	
						336	H Chicago St.	57 53				
LAST 12 Division I GAMES:												
137	A Southern Ill.	71 76	241	A Indiana St.	56 63							
306	A Evansville	64 57	290	H Wichita St.	70 49							
155	H Loyola Chicago	41 57	97	H Missouri St.	51 73							
301	H Bradley	54 49	229	H Western Ill.	64 79							
104	A Drake	41 76	336	H Chicago St.	57 53							
112	A UNI	51 65	100	A Yale	47 60							

Non-Div I Games:

Illinois St.

Loss, Non-Conf, S Site, H Home A Away N Neutral

Average RPI Win:	263	WON-LOST	WINNING	LAST 10	STRENGTH OF	OPP. STRENGTH	TEAM	ADJ.	CONF.	ADJ CONF.
Average RPI Loss:	195	RECORD	PCT. RANK	GAMES	SCHEDULE	OF SCHEDULE	RPI	RPI	RPI	RPI
DIV. I ONLY	3- 13	319	3- 7	282	277	316	316	27	27	
DIV. I NON-CONF.	0- 7	338	0- 3	150	163	323	323	26	26	
TOTALS	RPI 1-25	RPI 26-50	W-L RECORDS	RPI 51-100	RPI 101-150	RPI 150+				
3- 13	0- 0	0- 1	OVERALL	0- 2	0- 1	3- 9				
0- 8	0- 0	0- 0	HOME	0- 1	0- 0	0- 7				
3- 5	0- 0	0- 1	AWAY	0- 1	0- 1	3- 2				
0- 0	0- 0	0- 0	NEUTRAL	0- 0	0- 0	0- 0				
0- 7	0- 0	0- 1	NON-CONFERENCE	0- 1	0- 1	0- 4				
0- 3	0- 0	0- 0	HOME	0- 0	0- 0	0- 3				
0- 4	0- 0	0- 1	AWAY	0- 1	0- 1	0- 1				
0- 0	0- 0	0- 0	NEUTRAL	0- 0	0- 0	0- 0				
3- 6	0- 0	0- 0	CONFERENCE	0- 1	0- 0	3- 5				
0- 5	0- 0	0- 0	HOME	0- 1	0- 0	0- 4				
3- 1	0- 0	0- 0	AWAY	0- 0	0- 0	3- 1				
0- 0	0- 0	0- 0	NEUTRAL	0- 0	0- 0	0- 0				

RPI 1-25				RPI 26-50				RPI 51-100				RPI 101+ Team's RPI: 316			
RPI	S	Opponent	Score	RPI	S	Opponent	Score	RPI	S	Opponent	Score	RPI	S	Opponent	Score
				36	A	Purdue	27 95	59	H	Abilene Christian	71 86	127	A	Texas Tech	55 70
								61	A	Colorado St.	37 60	152	A	McNeese St.	68 55
												177	H	Northwestern St.	48 53
												196	H	North Texas	55 62
												198	A	UTRGV	47 60
												198	H	UTRGV	50 68
												240	H	Houston	51 67
												244	H	Sam Houston St.	60 65
												315	A	Southeastern La.	70 66
												322	A	Nicholls St.	63 61
												322	H	Nicholls St.	64 66
												334	H	A&M-Corpus Christi	56 57
												340	A	New Orleans	49 55
LAST 12 Division I GAMES:															
				322	A	Nicholls St.	63 61	177	H	Northwestern St.	48 53				
				322	H	Nicholls St.	64 66	340	A	New Orleans	49 55				
				334	H	A&M-Corpus Christi	56 57	244	H	Sam Houston St.	60 65				
				59	H	Abilene Christian	71 86	196	H	North Texas	55 62				
				152	A	McNeese St.	68 55	198	A	UTRGV	47 60				
				315	A	Southeastern La.	70 66	127	A	Texas Tech	55 70				

Non-Div I Games: LSU-Alexandria 96 59 Howard Payne 78 65 Sul Ross St. 54 35 Trinity (TX) 55 61 Incarnate Word

Average RPI Win:	132	WON-LOST	WINNING	LAST 10	STRENGTH OF	OPP. STRENGTH	TEAM	ADJ.	CONF.	ADJ CONF.
Average RPI Loss:	50	RECORD	PCT. RANK	GAMES	SCHEDULE	OF SCHEDULE	RPI	RPI	RPI	RPI
DIV. I ONLY	14- 9	111	6- 4	29	17	47	47	4	4	
DIV. I NON-CONF.	8- 4	100	1- 0	71	59	66	66	4	4	
TOTALS	RPI 1-25	RPI 26-50	W-L RECORDS	RPI 51-100	RPI 101-150	RPI 150+				
14- 9	1- 2	2- 5	OVERALL	5- 1	2- 0	4- 1				
10- 0	1- 0	2- 0	HOME	4- 0	2- 0	1- 0				
3- 6	0- 2	0- 2	AWAY	1- 1	0- 0	2- 1				
1- 3	0- 0	0- 3	NEUTRAL	0- 0	0- 0	1- 0				
8- 4	0- 0	0- 4	NON-CONFERENCE	3- 0	1- 0	4- 0				
5- 0	0- 0	0- 0	HOME	3- 0	1- 0	1- 0				
2- 1	0- 0	0- 1	AWAY	0- 0	0- 0	2- 0				
1- 3	0- 0	0- 3	NEUTRAL	0- 0	0- 0	1- 0				
6- 5	1- 2	2- 1	CONFERENCE	2- 1	1- 0	0- 1				
5- 0	1- 0	2- 0	HOME	1- 0	1- 0	0- 0				
1- 5	0- 2	0- 1	AWAY	1- 1	0- 0	0- 1				
0- 0	0- 0	0- 0	NEUTRAL	0- 0	0- 0	0- 0				

RPI 1-25				RPI 26-50				RPI 51-100				RPI 101+			
RPI	S	Opponent	Score	RPI	S	Opponent	Score	RPI	S	Opponent	Score	RPI	S	Opponent	Score
6	A	Ohio St.	70 97	26	A	DePaul	69 84	56	H	Chattanooga	54 43	121	H	Samford	65 56
14	A	Maryland	63 86	32	N	Ohio	56 63	73	H	Michigan	77 69	150	H	Illinois	68 66
19	H	Michigan St.	81 65	36	A	Purdue	53 63	78	H	Georgia Tech	69 60	157	A	Wisconsin	69 73
				39	N	West Virginia	64 75	79	A	Northwestern	91 84	241	A	Indiana St.	53 50
				44	N	Miami (FL)	75 89	99	A	Minnesota	76 78	249	H	Tennessee St.	88 56
				46	H	Iowa	79 74	100	H	Yale	76 60	255	N	Austin Peay	90 58
				48	H	Rutgers	64 48					332	A	IPFW	79 72
LAST 12 Division I GAMES:															
46	H	Iowa	79 74	19	H	Michigan St.	81 65	36	A	Purdue	53 63	6	A	Ohio St.	70 97
14	A	Maryland	63 86	73	H	Michigan	77 69	78	H	Georgia Tech	69 60	157	A	Wisconsin	69 73
48	H	Rutgers	64 48	99	A	Minnesota	76 78	100	H	Yale	76 60				
79	A	Northwestern	91 84												
150	H	Illinois	68 66												
99	A	Minnesota	76 78												

Non-Div I Games:

Indiana

INDIANA STATE				THROUGH GAMES OF FEB. 17, 1918						
Average RPI Win:	264	WON-LOST	WINNING	LAST 10	STRENGTH OF	OPP. STRENGTH	TEAM	ADJ.	CONF.	ADJ CONF.
Average RPI Loss:	131	RECORD	PCT. RANK	GAMES	SCHEDULE	OF SCHEDULE	RPI	RPI	RPI	RPI
DIV. I ONLY	9- 11	194	6- 4	268	194	241	241	21	21	
DIV. I NON-CONF.	4- 7	222	2- 1	257	210	251	251	17	17	

TOTALS	RPI 1-25	RPI 26-50		W-L RECORDS		RPI 51-100	RPI 101-150	RPI 150+		
9- 11	0- 0	0- 1		OVERALL		0- 3	0- 5	9- 2		
6- 4	0- 0	0- 1		HOME		0- 2	0- 0	6- 1		
3- 6	0- 0	0- 0		AWAY		0- 1	0- 5	3- 0		
0- 1	0- 0	0- 0		NEUTRAL		0- 0	0- 0	0- 1		
4- 7	0- 0	0- 1		NON-CONFERENCE		0- 2	0- 2	4- 2		
2- 3	0- 0	0- 1		HOME		0- 1	0- 0	2- 1		
2- 3	0- 0	0- 0		AWAY		0- 1	0- 2	2- 0		
0- 1	0- 0	0- 0		NEUTRAL		0- 0	0- 0	0- 1		
5- 4	0- 0	0- 0		CONFERENCE		0- 1	0- 3	5- 0		
4- 1	0- 0	0- 0		HOME		0- 1	0- 0	4- 0		
1- 3	0- 0	0- 0		AWAY		0- 0	0- 3	1- 0		
0- 0	0- 0	0- 0		NEUTRAL		0- 0	0- 0	0- 0		

RPI 1-25				RPI 26-50				RPI 51-100				RPI 101+				Team's RPI: 241	
RPI	S	Opponent	Score	RPI	S	Opponent	Score	RPI	S	Opponent	Score	RPI	S	Opponent	Score		
				47	H	Indiana	50 53	84	A	Central Mich.	65 85	104	A	Drake	55 80		
								86	H	Saint Louis	52 62	112	A	UNI	42 53		
								97	H	Missouri St.	51 59	114	A	IUPUI	43 68		
												137	A	Southern Ill.	64 76		
												147	A	Northern Ky.	67 73		
												155	H	Loyola Chicago	62 48		
												172	H	Butler	70 63		
												188	A	Tulsa	67 63		
												250	N	Stephen F. Austin	62 71		
												262	H	Omaha	50 51		
												290	H	Wichita St.	59 33		
												301	H	Bradley	59 37		
												306	A	Evansville	59 44		
												308	A	UMKC	77 47		
												317	H	Illinois St.	63 56		
												342	H	Eastern Ill.	60 42		
LAST 12 Division I GAMES:																	
				306	A	Evansville	59 44	317	H	Illinois St.	63 56						
				137	A	Southern Ill.	64 76	97	H	Missouri St.	51 59						
				301	H	Bradley	59 37	290	H	Wichita St.	59 33						
				155	H	Loyola Chicago	62 48	172	H	Butler	70 63						
				112	A	UNI	42 53	47	H	Indiana	50 53						
				104	A	Drake	55 80	188	A	Tulsa	67 63						

Non-Div I Games:

Indiana St.

Loss, Non-Conf, S Site, H Home A Away N Neutral

Average RPI Win:	236	WON-LOST	WINNING	LAST 10	STRENGTH OF	OPP. STRENGTH	TEAM	ADJ.	CONF.	ADJ CONF.
Average RPI Loss:	107	RECORD	PCT. RANK	GAMES	SCHEDULE	OF SCHEDULE	RPI	RPI	RPI	RPI
DIV. I ONLY	14- 9	111	8- 2	200	140	117	117	23	23	
DIV. I NON-CONF.	4- 7	222	1- 1	83	20	150	150	24	24	
TOTALS	RPI 1-25	RPI 26-50	W-L RECORDS	RPI 51-100	RPI 101-150	RPI 150+				
14- 9	0- 0	0- 3	OVERALL	1- 2	0- 2	13- 2				
7- 1	0- 0	0- 0	HOME	0- 1	0- 0	7- 0				
6- 6	0- 0	0- 2	AWAY	1- 0	0- 2	5- 2				
1- 2	0- 0	0- 1	NEUTRAL	0- 1	0- 0	1- 0				
4- 7	0- 0	0- 3	NON-CONFERENCE	1- 2	0- 2	3- 0				
2- 1	0- 0	0- 0	HOME	0- 1	0- 0	2- 0				
1- 4	0- 0	0- 2	AWAY	1- 0	0- 2	0- 0				
1- 2	0- 0	0- 1	NEUTRAL	0- 1	0- 0	1- 0				
10- 2	0- 0	0- 0	CONFERENCE	0- 0	0- 0	10- 2				
5- 0	0- 0	0- 0	HOME	0- 0	0- 0	5- 0				
5- 2	0- 0	0- 0	AWAY	0- 0	0- 0	5- 2				
0- 0	0- 0	0- 0	NEUTRAL	0- 0	0- 0	0- 0				

RPI S	Opponent	Score	RPI S	Opponent	Score	RPI S	Opponent	Score	RPI S	Opponent	Score	Team's RPI: 117
27 N	Southern California	56 76	88 A	Saint Joseph's	81 75	110 A	Stony Brook	53 58	116 A	North Carolina	52 64	
37 A	George Washington	65 70	96 H	VCU	58 74	153 H	ETSU	56 50	184 A	Marist	61 62	
48 A	Rutgers	33 58	100 N	Yale	48 63	184 H	Marist	69 49	196 H	North Texas	62 51	
						200 A	Canisius	79 76	200 H	Canisius	79 56	
						223 A	Fairfield	56 46	247 A	Manhattan	56 63	
						247 H	Manhattan	67 56	289 A	Niagara	73 52	
						289 H	Niagara	73 46	297 A	Monmouth	64 49	
						298 H	Rider	59 46	314 N	Fairleigh Dickinson	77 54	
						324 A	Saint Peter's	65 51				
LAST 12 Division I GAMES:												
200 A	Canisius	79 76	200 H	Canisius	79 56							
289 A	Niagara	73 52	184 H	Marist	69 49							
297 A	Monmouth	64 49	324 A	Saint Peter's	65 51							
289 H	Niagara	73 46	247 H	Manhattan	67 56							
247 A	Manhattan	56 63	153 H	ETSU	56 50							
184 A	Marist	61 62	37 A	George Washington	65 70							

Non-Div I Games:

Iona

■ Loss,
 ■ Non-Conf,
 ■ S Site,
 ■ H Home
 ■ A Away
 N Neutral

Average RPI Win:	137	WON-LOST	WINNING	LAST 10	STRENGTH OF	OPP. STRENGTH	TEAM	ADJ.	CONF.	ADJ CONF.
Average RPI Loss:	57	RECORD	PCT. RANK	GAMES	SCHEDULE	OF SCHEDULE	RPI	RPI	RPI	RPI
DIV. I ONLY	15- 8	91	4- 6	43	45	46	46	4	4	
DIV. I NON-CONF.	10- 2	33	1- 0	63	173	23	23	4	4	
TOTALS	RPI 1-25	RPI 26-50	W-L RECORDS	RPI 51-100	RPI 101-150	RPI 150+				
15- 8	0- 2	1- 3	OVERALL	5- 2	3- 1	6- 0				
8- 2	0- 1	1- 0	HOME	2- 0	1- 1	4- 0				
5- 5	0- 1	0- 2	AWAY	3- 2	1- 0	1- 0				
2- 1	0- 0	0- 1	NEUTRAL	0- 0	1- 0	1- 0				
10- 2	0- 0	0- 1	NON-CONFERENCE	2- 1	3- 0	5- 0				
6- 0	0- 0	0- 0	HOME	1- 0	1- 0	4- 0				
2- 1	0- 0	0- 0	AWAY	1- 1	1- 0	0- 0				
2- 1	0- 0	0- 1	NEUTRAL	0- 0	1- 0	1- 0				
5- 6	0- 2	1- 2	CONFERENCE	3- 1	0- 1	1- 0				
2- 2	0- 1	1- 0	HOME	1- 0	0- 1	0- 0				
3- 4	0- 1	0- 2	AWAY	2- 1	0- 0	1- 0				
0- 0	0- 0	0- 0	NEUTRAL	0- 0	0- 0	0- 0				

RPI 1-25				RPI 26-50				Team's RPI: 46				RPI 51-100				RPI 101+			
RPI	S	Opponent	Score	RPI	S	Opponent	Score	RPI	S	Opponent	Score	RPI	S	Opponent	Score	RPI	S	Opponent	Score
14	H	Maryland	56 76	36	A	Purdue	73 90	67	A	Nebraska	74 68	104	H	Drake	89 76				
19	A	Michigan St.	73 80	37	N	George Washington	77 81	73	A	Michigan	75 82	105	N	Wright St.	83 77				
				47	A	Indiana	74 79	73	H	Michigan	85 69	112	A	UNI	80 65				
				48	H	Rutgers	69 65	79	A	Northwestern	79 64	138	H	Penn St.	69 82				
								87	A	Virginia	85 73	151	H	North Dakota	83 61				
								92	A	Iowa St.	66 69	157	A	Wisconsin	57 54				
								95	H	UT Martin	62 56	205	H	Robert Morris	69 50				
												229	H	Western Ill.	96 81				
												240	N	Houston	64 50				
												301	H	Bradley	60 53				
LAST 12 Division I GAMES:																			
47	A	Indiana	74 79	157	A	Wisconsin	57 54												
79	A	Northwestern	79 64	14	H	Maryland	56 76												
73	H	Michigan	85 69	73	A	Michigan	75 82												
36	A	Purdue	73 90	48	H	Rutgers	69 65												
138	H	Penn St.	69 82	67	A	Nebraska	74 68												
19	A	Michigan St.	73 80	104	H	Drake	89 76												

Non-Div I Games:

Iowa

■ Loss,
■ Non-Conf, S Site,
■ Home
■ Away
N Neutral

Average RPI Win:	171	WON-LOST	WINNING	LAST 10	STRENGTH OF	OPP. STRENGTH	TEAM	ADJ.	CONF.	ADJ CONF.
Average RPI Loss:	61	RECORD	PCT. RANK	GAMES	SCHEDULE	OF SCHEDULE	RPI	RPI	RPI	RPI
DIV. I ONLY	12- 9	132	4- 6	63	35	92	92	3	3	
DIV. I NON-CONF.	8- 3	77	2- 0	208	121	110	110	3	3	
<hr/>										
TOTALS	RPI 1-25	RPI 26-50	W-L RECORDS	RPI 51-100	RPI 101-150	RPI 150+				
12- 9	1- 3	2- 2	OVERALL	0- 1	1- 3	8- 0				
8- 3	1- 1	1- 1	HOME	0- 1	0- 0	6- 0				
3- 4	0- 2	1- 0	AWAY	0- 0	1- 2	1- 0				
1- 2	0- 0	0- 1	NEUTRAL	0- 0	0- 1	1- 0				
8- 3	0- 0	1- 1	NON-CONFERENCE	0- 0	1- 2	6- 0				
6- 0	0- 0	1- 0	HOME	0- 0	0- 0	5- 0				
1- 1	0- 0	0- 0	AWAY	0- 0	1- 1	0- 0				
1- 2	0- 0	0- 1	NEUTRAL	0- 0	0- 1	1- 0				
4- 6	1- 3	1- 1	CONFERENCE	0- 1	0- 1	2- 0				
2- 3	1- 1	0- 1	HOME	0- 1	0- 0	1- 0				
2- 3	0- 2	1- 0	AWAY	0- 0	0- 1	1- 0				
0- 0	0- 0	0- 0	NEUTRAL	0- 0	0- 0	0- 0				

RPI 1-25				RPI 26-50				RPI 51-100				Team's RPI: 92	RPI 101+			
RPI	S	Opponent	Score	RPI	S	Opponent	Score	RPI	S	Opponent	Score		RPI	S	Opponent	Score
3	H	Baylor	61 77	30	H	Oklahoma	71 77	91	H	TCU	62 72		104	A	Drake	70 74
9	A	Texas	54 75	38	N	Duke	48 86						112	A	UNI	84 75
15	A	Oklahoma St.	76 79	46	H	Iowa	69 66						127	A	Texas Tech	66 69
15	H	Oklahoma St.	49 42	49	A	Kansas St.	84 79						130	N	Idaho	65 97
													156	H	Hampton	95 59
													167	N	Texas St.	83 61
													186	H	Southern U.	86 46
													201	A	Kansas	63 53
													201	H	Kansas	65 49
													259	H	Northern Ariz.	79 63
													327	H	Alcorn	91 41
													333	H	Ark.-Pine Bluff	70 41
<hr/>																
LAST 12 Division I GAMES:																
201	A	Kansas	63 53	201	H	Kansas	65 49									
30	H	Oklahoma	71 77	9	A	Texas	54 75									
91	H	TCU	62 72	15	H	Oklahoma St.	49 42									
3	H	Baylor	61 77	49	A	Kansas St.	84 79									
15	A	Oklahoma St.	76 79	259	H	Northern Ariz.	79 63									
127	A	Texas Tech	66 69	327	H	Alcorn	91 41									

Non-Div I Games:

Iowa St.

■ Loss,
 ■ Non-Conf,
 ■ S Site,
 ■ H Home
 ■ A Away
 N Neutral

Average RPI Win: 320	WON-LOST	WINNING	LAST 10	STRENGTH OF	OPP. STRENGTH	TEAM	ADJ.	CONF.	ADJ CONF.
Average RPI Loss: 221	RECORD	PCT. RANK	GAMES	SCHEDULE	OF SCHEDULE	RPI	RPI	RPI	RPI
DIV. I ONLY	7- 10	227	5- 5	347	331	325	325	32	32
DIV. I NON-CONF.	3- 5	218	2- 1	340	242	313	313	31	31
TOTALS	RPI 1-25	RPI 26-50	W-L RECORDS	RPI 51-100	RPI 101-150	RPI 150+			
7- 10	0- 1	0- 0	OVERALL	0- 1	0- 0	7- 8			
4- 4	0- 0	0- 0	HOME	0- 0	0- 0	4- 4			
3- 6	0- 1	0- 0	AWAY	0- 1	0- 0	3- 4			
0- 0	0- 0	0- 0	NEUTRAL	0- 0	0- 0	0- 0			
3- 5	0- 1	0- 0	NON-CONFERENCE	0- 1	0- 0	3- 3			
2- 1	0- 0	0- 0	HOME	0- 0	0- 0	2- 1			
1- 4	0- 1	0- 0	AWAY	0- 1	0- 0	1- 2			
0- 0	0- 0	0- 0	NEUTRAL	0- 0	0- 0	0- 0			
4- 5	0- 0	0- 0	CONFERENCE	0- 0	0- 0	4- 5			
2- 3	0- 0	0- 0	HOME	0- 0	0- 0	2- 3			
2- 2	0- 0	0- 0	AWAY	0- 0	0- 0	2- 2			
0- 0	0- 0	0- 0	NEUTRAL	0- 0	0- 0	0- 0			

RPI 1-25				RPI 26-50				RPI 51-100				RPI 101+ Team's RPI: 325			
RPI	S	Opponent	Score	RPI	S	Opponent	Score	RPI	S	Opponent	Score	RPI	S	Opponent	Score
16	A	Kentucky	24 92					82	A	Tulane	49 92	177	A	Northwestern St.	54 59
												186	A	Southern U.	57 84
												217	H	Grambling	58 79
												256	H	Texas Southern	36 62
												268	H	Prairie View	52 62
												280	H	Jacksonville St.	71 65
												291	H	Alabama St.	70 69
												315	A	Southeastern La.	79 72
												327	A	Alcorn	73 66
												333	A	Ark.-Pine Bluff	66 71
												335	H	Lipscomb	53 52
												336	H	Chicago St.	59 76
												340	A	New Orleans	68 85
												344	H	Alabama A&M	59 58
												347	A	Mississippi Val.	72 46
LAST 12 Division I GAMES:															
333	A	Ark.-Pine Bluff	66 71	327	A	Alcorn	73 66								
347	A	Mississippi Val.	72 46	344	H	Alabama A&M	59 58								
217	H	Grambling	58 79	291	H	Alabama St.	70 69								
268	H	Prairie View	52 62	335	H	Lipscomb	53 52								
256	H	Texas Southern	36 62	177	A	Northwestern St.	54 59								
186	A	Southern U.	57 84	315	A	Southeastern La.	79 72								

Non-Div I Games: Fisk 78 58 Blue Mountain 74 52 Mobile 100 57

Jackson St.

Loss, Non-Conf, S Site, H Home A Away N Neutral

Jacksonville

Through Games Of Feb. 4, 2016

Average RPI Win:	285	WON-LOST	WINNING	LAST 10	STRENGTH OF	OPP. STRENGTH	TEAM	ADJ.	CONF.	ADJ CONF.
Average RPI Loss:	116	RECORD	PCT. RANK	GAMES	SCHEDULE	OF SCHEDULE	RPI	RPI	RPI	RPI
DIV. I ONLY	12- 8	117	8- 2	294	249	164	164	28	28	
DIV. I NON-CONF.	6- 7	176	3- 2	267	221	205	205	27	27	
TOTALS	RPI 1-25	RPI 26-50	W-L RECORDS	RPI 51-100	RPI 101-150	RPI 150+				
12- 8	0- 1	0- 2	OVERALL	0- 1	0- 1	12- 3				
7- 0	0- 0	0- 0	HOME	0- 0	0- 0	7- 0				
4- 7	0- 0	0- 2	AWAY	0- 0	0- 0	4- 1				
1- 1	0- 0	0- 0	NEUTRAL	0- 0	0- 0	1- 1				
6- 7	0- 1	0- 2	NON-CONFERENCE	0- 0	0- 1	6- 3				
4- 0	0- 0	0- 0	HOME	0- 0	0- 0	4- 0				
1- 6	0- 1	0- 2	AWAY	0- 0	0- 1	1- 2				
1- 1	0- 0	0- 0	NEUTRAL	0- 0	0- 0	1- 1				
6- 1	0- 0	0- 0	CONFERENCE	0- 1	0- 0	6- 0				
3- 0	0- 0	0- 0	HOME	0- 0	0- 0	3- 0				
3- 1	0- 0	0- 0	AWAY	0- 1	0- 0	3- 0				
0- 0	0- 0	0- 0	NEUTRAL	0- 0	0- 0	0- 0				

RPI 1-25				RPI 26-50				RPI 51-100				RPI 101+ Team's RPI: 164			
RPI	S	Opponent	Score	RPI	S	Opponent	Score	RPI	S	Opponent	Score	RPI	S	Opponent	Score
11	A	Florida St.	60 77	28	A	Syracuse	49 65	69	A	FGCU	39 58	132	A	Wake Forest	51 57
				40	A	South Fla.	52 74					159	A	Texas-Arlington	54 56
												197	H	Stetson	69 49
												230	A	USC Upstate	49 43
												235	N	Bowling Green	69 72
												252	A	UNCW	49 51
												258	A	Bethune-Cookman	63 53
												269	N	Dartmouth	51 44
												286	H	Kennesaw St.	78 63
												292	H	Murray St.	79 54
												294	H	Savannah St.	65 52
												302	A	North Florida	73 39
												310	H	FIU	80 44
												312	H	South Carolina St.	79 47
												335	H	Lipscomb	81 51
												337	A	NJIT	65 36
LAST 12 Division I GAMES:															
				69	A	FGCU	39 58	302	A	North Florida	73 39				
				197	H	Stetson	69 49	294	H	Savannah St.	65 52				
				337	A	NJIT	65 36	312	H	South Carolina St.	79 47				
				230	A	USC Upstate	49 43	11	A	Florida St.	60 77				
				286	H	Kennesaw St.	78 63	28	A	Syracuse	49 65				
				335	H	Lipscomb	81 51	292	H	Murray St.	79 54				

Non-Div I Games: Edward Waters 90 51 Thomas (GA) 88 50

Jacksonville

Loss, Non-Conf, S Site, H Home A Away N Neutral

Average RPI Win:	291	WON-LOST	WINNING	LAST 10	STRENGTH OF	OPP. STRENGTH	TEAM	ADJ.	CONF.	ADJ CONF.
Average RPI Loss:	185	RECORD	PCT. RANK	GAMES	SCHEDULE	OF SCHEDULE	RPI	RPI	RPI	RPI
DIV. I ONLY	8- 13	240	4- 6	319	297	280	280	24	24	
DIV. I NON-CONF.	4- 7	222	1- 1	312	327	287	287	23	23	
TOTALS	RPI 1-25	RPI 26-50	W-L RECORDS	RPI 51-100	RPI 101-150	RPI 150+				
8- 13	0- 0	0- 1	OVERALL	0- 1	0- 5	8- 6				
5- 4	0- 0	0- 0	HOME	0- 1	0- 3	5- 0				
3- 9	0- 0	0- 1	AWAY	0- 0	0- 2	3- 6				
0- 0	0- 0	0- 0	NEUTRAL	0- 0	0- 0	0- 0				
4- 7	0- 0	0- 1	NON-CONFERENCE	0- 0	0- 3	4- 3				
3- 1	0- 0	0- 0	HOME	0- 0	0- 1	3- 0				
1- 6	0- 0	0- 1	AWAY	0- 0	0- 2	1- 3				
0- 0	0- 0	0- 0	NEUTRAL	0- 0	0- 0	0- 0				
4- 6	0- 0	0- 0	CONFERENCE	0- 1	0- 2	4- 3				
2- 3	0- 0	0- 0	HOME	0- 1	0- 2	2- 0				
2- 3	0- 0	0- 0	AWAY	0- 0	0- 0	2- 3				
0- 0	0- 0	0- 0	NEUTRAL	0- 0	0- 0	0- 0				

RPI 1-25			RPI 26-50			RPI 51-100			RPI 101+ Team's RPI: 280		
RPI	S	Opponent	Score	RPI	S	Opponent	Score	RPI	S	Opponent	Score
				36	A	Purdue	48 67	95	H	UT Martin	53 63
								121	H	Samford	39 50
								122	H	Belmont	32 44
								124	A	Memphis	55 70
								128	A	Mercer	39 46
								144	H	SIUE	57 62
								178	A	Southeast Mo. St.	47 61
								213	A	Eastern Ky.	56 54
								249	H	Tennessee St.	69 55
								255	A	Austin Peay	59 61
								279	A	Ga. Southern	56 60
								286	H	Kennesaw St.	61 52
								288	A	Morehead St.	63 67
								292	A	Murray St.	74 71
								294	H	Savannah St.	50 35
								311	A	Wofford	54 66
								322	A	Nicholls St.	63 49
								325	A	Jackson St.	65 71
								327	H	Alcorn	67 65
								342	H	Eastern Ill.	60 52
LAST 12 Division I GAMES:											
249	H	Tennessee St.	69 55	292	A	Murray St.	74 71				
213	A	Eastern Ky.	56 54	255	A	Austin Peay	59 61				
288	A	Morehead St.	63 67	342	H	Eastern Ill.	60 52				
122	H	Belmont	32 44	144	H	SIUE	57 62				
95	H	UT Martin	53 63	128	A	Mercer	39 46				
178	A	Southeast Mo. St.	47 61	322	A	Nicholls St.	63 49				

Non-Div I Games: Tuskegee 74 47

Jacksonville St.

■ Loss,
 ■ Non-Conf, S Site,
 ■ Home
 ■ Away
 N Neutral

Average RPI Win:	192	WON-LOST	WINNING	LAST 10	STRENGTH OF	OPP. STRENGTH	TEAM	ADJ.	CONF.	ADJ CONF.
Average RPI Loss:	55	RECORD	PCT. RANK	GAMES	SCHEDULE	OF SCHEDULE	RPI	RPI	RPI	RPI
DIV. I ONLY	14- 5	53	8- 2	136	85	65	65	13	13	
DIV. I NON-CONF.	7- 4	110	2- 2	94	40	79	79	12	12	
TOTALS	RPI 1-25	RPI 26-50	W-L RECORDS	RPI 51-100	RPI 101-150	RPI 150+				
14- 5	0- 2	0- 2	OVERALL	2- 0	1- 0	11- 1				
10- 0	0- 0	0- 0	HOME	1- 0	1- 0	8- 0				
4- 3	0- 1	0- 1	AWAY	1- 0	0- 0	3- 1				
0- 2	0- 1	0- 1	NEUTRAL	0- 0	0- 0	0- 0				
7- 4	0- 2	0- 2	NON-CONFERENCE	0- 0	1- 0	6- 0				
5- 0	0- 0	0- 0	HOME	0- 0	1- 0	4- 0				
2- 2	0- 1	0- 1	AWAY	0- 0	0- 0	2- 0				
0- 2	0- 1	0- 1	NEUTRAL	0- 0	0- 0	0- 0				
7- 1	0- 0	0- 0	CONFERENCE	2- 0	0- 0	5- 1				
5- 0	0- 0	0- 0	HOME	1- 0	0- 0	4- 0				
2- 1	0- 0	0- 0	AWAY	1- 0	0- 0	1- 1				
0- 0	0- 0	0- 0	NEUTRAL	0- 0	0- 0	0- 0				

RPI 1-25				RPI 26-50				RPI 51-100				Team's RPI: 65	RPI 101+			
RPI	S	Opponent	Score	RPI	S	Opponent	Score	RPI	S	Opponent	Score		RPI	S	Opponent	Score
3	N	Baylor	63 77	33	A	St. Bonaventure	45 56	75	H	Drexel	67 56		107	H	Liberty	72 56
8	A	UCLA	61 90	39	N	West Virginia	62 69	83	A	Elon	81 76		156	A	Hampton	68 56
													162	H	Col. of Charleston	83 61
													170	H	Davidson	87 45
													191	A	William & Mary	59 65
													194	H	Delaware	75 55
													199	H	Northeastern	85 62
													204	A	Richmond	73 47
													243	H	Morgan St.	92 31
													252	H	UNCW	60 40
													253	H	American	74 45
													284	A	Towson	64 57
													303	H	Longwood	88 30
LAST 12 Division I GAMES:																
252	H	UNCW	60 40	162	H	Col. of Charleston	83 61									
194	H	Delaware	75 55	191	A	William & Mary	59 65									
284	A	Towson	64 57	170	H	Davidson	87 45									
199	H	Northeastern	85 62	3	N	Baylor	63 77									
75	H	Drexel	67 56	39	N	West Virginia	62 69									
83	A	Elon	81 76	204	A	Richmond	73 47									

Non-Div I Games:

James Madison

■ Loss,
■ Non-Conf,
■ S Site,
■ H Home
■ A Away
N Neutral

Kansas

Through Games Of Feb. 4, 2016

Average RPI Win:	206	WON-LOST	WINNING	LAST 10	STRENGTH OF	OPP. STRENGTH	TEAM	ADJ.	CONF.	ADJ CONF.
Average RPI Loss:	77	RECORD	PCT. RANK	GAMES	SCHEDULE	OF SCHEDULE	RPI	RPI	RPI	RPI
DIV. I ONLY	5- 17	300	0- 10	24	60	201	201	3	3	
DIV. I NON-CONF.	5- 6	180	0- 1	191	197	234	234	3	3	
TOTALS	RPI 1-25	RPI 26-50	W-L RECORDS	RPI 51-100	RPI 101-150	RPI 150+				
5- 17	0- 4	0- 5	OVERALL	0- 4	2- 2	3- 2				
4- 10	0- 3	0- 3	HOME	0- 2	2- 0	2- 2				
0- 7	0- 1	0- 2	AWAY	0- 2	0- 2	0- 0				
1- 0	0- 0	0- 0	NEUTRAL	0- 0	0- 0	1- 0				
5- 6	0- 0	0- 1	NON-CONFERENCE	0- 2	2- 1	3- 2				
4- 4	0- 0	0- 1	HOME	0- 1	2- 0	2- 2				
0- 2	0- 0	0- 0	AWAY	0- 1	0- 1	0- 0				
1- 0	0- 0	0- 0	NEUTRAL	0- 0	0- 0	1- 0				
0- 11	0- 4	0- 4	CONFERENCE	0- 2	0- 1	0- 0				
0- 6	0- 3	0- 2	HOME	0- 1	0- 0	0- 0				
0- 5	0- 1	0- 2	AWAY	0- 1	0- 1	0- 0				
0- 0	0- 0	0- 0	NEUTRAL	0- 0	0- 0	0- 0				

RPI	S	Opponent	Score	RPI	S	Opponent	Score	RPI	S	Opponent	Score	RPI	S	Opponent	Score	Team's RPI: 201
3	H	Baylor	40 58	30	A	Oklahoma	44 67	55	H	Washington St.	53 66	120	H	Creighton	67 54	
9	A	Texas	46 70	39	A	West Virginia	35 72	92	A	Iowa St.	49 65	124	H	Memphis	72 63	
9	H	Texas	38 75	39	H	West Virginia	45 65	92	H	Iowa St.	53 63	127	A	Texas Tech	44 54	
15	H	Oklahoma St.	46 74	41	H	St. John's (NY)	71 86	94	A	Arizona	52 67	149	A	SMU	64 73	
				49	H	Kansas St.	46 59					161	H	Oral Roberts	63 70	
LAST 12 Division I GAMES:																
				92	H	Iowa St.	53 63	9	H	Texas	38 75					
				127	A	Texas Tech	44 54	92	A	Iowa St.	49 65					
				9	A	Texas	46 70	3	H	Baylor	40 58					
				15	H	Oklahoma St.	46 74	39	H	West Virginia	45 65					
				49	H	Kansas St.	46 59	30	A	Oklahoma	44 67					
				39	A	West Virginia	35 72	161	H	Oral Roberts	63 70					

Non-Div I Games:

Kansas

Loss, Non-Conf, S Site, H Home A Away N Neutral

Average RPI Win:	161	WON-LOST	WINNING	LAST 10	STRENGTH OF	OPP. STRENGTH	TEAM	ADJ.	CONF.	ADJ CONF.
Average RPI Loss:	38	RECORD	PCT. RANK	GAMES	SCHEDULE	OF SCHEDULE	RPI	RPI	RPI	RPI
DIV. I ONLY	14- 7	85	4- 6	22	68	49	49	3	3	
DIV. I NON-CONF.	10- 1	19	2- 0	79	214	16	16	3	3	
TOTALS	RPI 1-25	RPI 26-50	W-L RECORDS	RPI 51-100	RPI 101-150	RPI 150+				
14- 7	1- 3	0- 2	OVERALL	3- 2	2- 0	8- 0				
10- 3	1- 1	0- 1	HOME	3- 1	1- 0	5- 0				
4- 4	0- 2	0- 1	AWAY	0- 1	1- 0	3- 0				
0- 0	0- 0	0- 0	NEUTRAL	0- 0	0- 0	0- 0				
10- 1	0- 1	0- 0	NON-CONFERENCE	2- 0	1- 0	7- 0				
8- 0	0- 0	0- 0	HOME	2- 0	1- 0	5- 0				
2- 1	0- 1	0- 0	AWAY	0- 0	0- 0	2- 0				
0- 0	0- 0	0- 0	NEUTRAL	0- 0	0- 0	0- 0				
4- 6	1- 2	0- 2	CONFERENCE	1- 2	1- 0	1- 0				
2- 3	1- 1	0- 1	HOME	1- 1	0- 0	0- 0				
2- 3	0- 1	0- 1	AWAY	0- 1	1- 0	1- 0				
0- 0	0- 0	0- 0	NEUTRAL	0- 0	0- 0	0- 0				

RPI 1-25				RPI 26-50				Team's RPI: 49	RPI 51-100				RPI 101+			
RPI	S	Opponent	Score	RPI	S	Opponent	Score		RPI	S	Opponent	Score	RPI	S	Opponent	Score
3	A	Baylor	52 87	30	A	Oklahoma	58 68		59	H	Abilene Christian	76 45	127	A	Texas Tech	65 53
4	A	UConn	57 97	39	H	West Virginia	53 72		81	H	South Dakota	84 81	145	H	Fla. Atlantic	102 53
9	H	Texas	51 66						91	A	TCU	73 87	159	H	Texas-Arlington	61 41
15	H	Oklahoma St.	47 44						91	H	TCU	58 49	186	H	Southern U.	59 47
									92	H	Iowa St.	79 84	188	A	Tulsa	75 67
													198	H	UTRGV	61 43
													201	A	Kansas	59 46
													229	H	Western Ill.	84 45
													244	H	Sam Houston St.	78 50
													336	A	Chicago St.	63 54
LAST 12 Division I GAMES:																
3	A	Baylor	52 87	30	A	Oklahoma	58 68		59	H	Abilene Christian	76 45	127	A	Texas Tech	65 53
9	H	Texas	51 66	39	H	West Virginia	53 72		81	H	South Dakota	84 81	145	H	Fla. Atlantic	102 53
127	A	Texas Tech	65 53	91	A	TCU	73 87		91	A	TCU	58 49	159	H	Texas-Arlington	61 41
201	A	Kansas	59 46	92	H	Iowa St.	79 84		91	H	TCU	58 49	186	H	Southern U.	59 47
91	H	TCU	58 49	229	H	Western Ill.	84 45		92	H	Iowa St.	79 84	188	A	Tulsa	75 67
15	H	Oklahoma St.	47 44	244	H	Sam Houston St.	78 50						198	H	UTRGV	61 43

Non-Div I Games:

Kansas St.

■ Loss,
 ■ Non-Conf,
 ■ S Site,
 ■ H Home
 ■ A Away
 N Neutral

Average RPI Win:	295	WON-LOST	WINNING	LAST 10	STRENGTH OF	OPP. STRENGTH	TEAM	ADJ.	CONF.	ADJ CONF.
Average RPI Loss:	187	RECORD	PCT. RANK	GAMES	SCHEDULE	OF SCHEDULE	RPI	RPI	RPI	RPI
DIV. I ONLY	7- 14	257	3- 6	262	317	286	286	28	28	
DIV. I NON-CONF.	4- 10	253	0- 4	245	328	297	297	27	27	
TOTALS	RPI 1-25	RPI 26-50	W-L RECORDS	RPI 51-100	RPI 101-150	RPI 150+				
7- 14	0- 2	0- 0	OVERALL	0- 1	0- 2	7- 9				
6- 4	0- 0	0- 0	HOME	0- 1	0- 1	6- 2				
1- 10	0- 2	0- 0	AWAY	0- 0	0- 1	1- 7				
0- 0	0- 0	0- 0	NEUTRAL	0- 0	0- 0	0- 0				
4- 10	0- 2	0- 0	NON-CONFERENCE	0- 0	0- 2	4- 6				
4- 2	0- 0	0- 0	HOME	0- 0	0- 1	4- 1				
0- 8	0- 2	0- 0	AWAY	0- 0	0- 1	0- 5				
0- 0	0- 0	0- 0	NEUTRAL	0- 0	0- 0	0- 0				
3- 4	0- 0	0- 0	CONFERENCE	0- 1	0- 0	3- 3				
2- 2	0- 0	0- 0	HOME	0- 1	0- 0	2- 1				
1- 2	0- 0	0- 0	AWAY	0- 0	0- 0	1- 2				
0- 0	0- 0	0- 0	NEUTRAL	0- 0	0- 0	0- 0				

RPI	S	Opponent	Score	RPI	S	Opponent	Score	RPI	S	Opponent	Score	RPI	S	Opponent	Score
22	A	Florida	57 84					69	H	FGCU	47 78	128	H	Mercer	61 72
24	A	Georgia	34 89									133	A	Xavier	59 62
												164	A	Jacksonville	63 78
												197	H	Stetson	54 57
												203	H	Presbyterian	49 47
												215	A	Gardner-Webb	56 70
												230	A	USC Upstate	57 66
												254	H	Georgia St.	62 66
												255	H	Austin Peay	73 65
												280	A	Jacksonville St.	52 61
												288	A	Morehead St.	77 83
												296	H	Western Caro.	65 53
												302	A	North Florida	70 55
												304	A	Florida A&M	67 69
												311	A	Wofford	59 70
												335	H	Lipscomb	55 54
												337	H	NJIT	64 48
												340	H	New Orleans	60 53
LAST 12 Division I GAMES:															
230	A	USC Upstate	57 66	335	H	Lipscomb	55 54								
337	H	NJIT	64 48	311	A	Wofford	59 70								
69	H	FGCU	47 78	133	A	Xavier	59 62								
197	H	Stetson	54 57	288	A	Morehead St.	77 83								
164	A	Jacksonville	63 78	215	A	Gardner-Webb	56 70								
302	A	North Florida	70 55	255	H	Austin Peay	73 65								

Non-Div I Games: Thomas (GA) 70 41

Kennesaw St.

Loss, Non-Conf, S Site, H Home A Away N Neutral

Average RPI Win: 297	WON-LOST	WINNING	LAST 10	STRENGTH OF	OPP. STRENGTH	TEAM	ADJ.	CONF.	ADJ CONF.
Average RPI Loss: 162	RECORD	PCT. RANK	GAMES	SCHEDULE	OF SCHEDULE	RPI	RPI	RPI	RPI
DIV. I ONLY	3- 16	325	1- 9	229	231	330	330	12	12
DIV. I NON-CONF.	2- 7	280	0- 2	326	321	346	346	13	13

TOTALS	RPI 1-25	RPI 26-50	W-L RECORDS	RPI 51-100	RPI 101-150	RPI 150+			
3- 16	0- 0	0- 1	OVERALL	0- 2	0- 7	3- 6			
3- 7	0- 0	0- 1	HOME	0- 1	0- 3	3- 2			
0- 9	0- 0	0- 0	AWAY	0- 1	0- 4	0- 4			
0- 0	0- 0	0- 0	NEUTRAL	0- 0	0- 0	0- 0			
2- 7	0- 0	0- 0	NON-CONFERENCE	0- 1	0- 2	2- 4			
2- 4	0- 0	0- 0	HOME	0- 1	0- 1	2- 2			
0- 3	0- 0	0- 0	AWAY	0- 0	0- 1	0- 2			
0- 0	0- 0	0- 0	NEUTRAL	0- 0	0- 0	0- 0			
1- 9	0- 0	0- 1	CONFERENCE	0- 1	0- 5	1- 2			
1- 3	0- 0	0- 1	HOME	0- 0	0- 2	1- 0			
0- 6	0- 0	0- 0	AWAY	0- 1	0- 3	0- 2			
0- 0	0- 0	0- 0	NEUTRAL	0- 0	0- 0	0- 0			

RPI 1-25			RPI 26-50			RPI 51-100			RPI 101+ Team's RPI: 330		
RPI	S	Opponent	Score	RPI	S	Opponent	Score	RPI	S	Opponent	Score
				32	H	Ohio	54 93	84	A	Central Mich.	61 81
								99	H	Minnesota	73 85
								105	H	Wright St.	68 73
								106	A	Youngstown St.	61 91
								109	A	Toledo	67 73
								119	A	Western Mich.	52 73
								119	H	Western Mich.	53 65
								122	A	Eastern Mich.	51 72
								125	H	Buffalo	66 77
								158	H	Brown	57 62
								235	A	Bowling Green	49 71
								245	A	Miami (OH)	52 55
								264	H	Northern Ill.	95 85
								299	H	Colgate	76 71
								301	A	Bradley	60 68
								307	H	Cleveland St.	49 60
								329	H	North Dakota St.	75 54
								332	A	IPFW	68 86
LAST 12 Division I GAMES:											
245	A	Miami (OH)	52 55	119	A	Western Mich.	52 73				
119	H	Western Mich.	53 65	125	H	Buffalo	66 77				
264	H	Northern Ill.	95 85	109	A	Toledo	67 73				
235	A	Bowling Green	49 71	84	A	Central Mich.	61 81				
32	H	Ohio	54 93	158	H	Brown	57 62				
122	A	Eastern Mich.	51 72	106	A	Youngstown St.	61 91				

Non-Div I Games: Malone 73 59

Kent St.

■ Loss,
 ■ Non-Conf, S Site,
 ■ Home
 ■ Away
 N Neutral

Kentucky

Through Games Of Feb. 4, 2016

Average RPI Win: 127		WON-LOST	WINNING	LAST 10	STRENGTH OF	OPP. STRENGTH	TEAM	ADJ.	CONF.	ADJ CONF.
Average RPI Loss: 46		RECORD	PCT. RANK	GAMES	SCHEDULE	OF SCHEDULE	RPI	RPI	RPI	RPI
DIV. I ONLY		15- 6	61	4- 6	10	31	16	16	2	2
DIV. I NON-CONF.		11- 0	1	2- 0	105	70	8	8	2	2
TOTALS		RPI 1-25	RPI 26-50		W-L RECORDS		RPI 51-100	RPI 101-150	RPI 150+	
15- 6	4- 3	1- 0		OVERALL		2- 2	3- 1	5- 0		
11- 2	2- 1	1- 0		HOME		1- 1	2- 0	5- 0		
4- 4	2- 2	0- 0		AWAY		1- 1	1- 1	0- 0		
0- 0	0- 0	0- 0		NEUTRAL		0- 0	0- 0	0- 0		
11- 0	2- 0	1- 0		NON-CONFERENCE		1- 0	2- 0	5- 0		
8- 0	1- 0	1- 0		HOME		0- 0	1- 0	5- 0		
3- 0	1- 0	0- 0		AWAY		1- 0	1- 0	0- 0		
0- 0	0- 0	0- 0		NEUTRAL		0- 0	0- 0	0- 0		
4- 6	2- 3	0- 0		CONFERENCE		1- 2	1- 1	0- 0		
3- 2	1- 1	0- 0		HOME		1- 1	1- 0	0- 0		
1- 4	1- 2	0- 0		AWAY		0- 1	0- 1	0- 0		
0- 0	0- 0	0- 0		NEUTRAL		0- 0	0- 0	0- 0		

RPI	S	Opponent	Score	RPI	S	Opponent	Score	RPI	S	Opponent	Score	RPI	S	Opponent	Score
2	A	South Carolina	68 78	38	H	Duke	71 61	52	H	Vanderbilt	69 71	122	H	Eastern Mich.	89 67
2	H	South Carolina	62 73					62	A	Auburn	61 66	131	H	Alabama	73 48
10	A	Arizona St.	68 64					62	H	Auburn	54 47	136	A	Ole Miss	65 73
12	H	Louisville	72 54					74	A	Middle Tenn.	68 52	147	A	Northern Ky.	84 65
13	H	Tennessee	64 63									168	H	Colorado	86 61
22	A	Florida	79 85									238	H	Rice	72 39
24	A	Georgia	64 53									249	H	Tennessee St.	81 39
												288	H	Morehead St.	112 57
												325	H	Jackson St.	92 24
LAST 12 Division I GAMES:															
2	A	South Carolina	68 78	2	H	South Carolina	62 73								
22	A	Florida	79 85	24	A	Georgia	64 53								
52	H	Vanderbilt	69 71	131	H	Alabama	73 48								
13	H	Tennessee	64 63	62	A	Auburn	61 66								
136	A	Ole Miss	65 73	249	H	Tennessee St.	81 39								
62	H	Auburn	54 47	38	H	Duke	71 61								

Non-Div I Games:

Kentucky

■ Loss,
 ■ Non-Conf, S Site,
 ■ Home
 ■ Away
 N Neutral

Average RPI Win: 311		WON-LOST	WINNING	LAST 10	STRENGTH OF		OPP. STRENGTH	TEAM	ADJ.	CONF.	ADJ CONF.
Average RPI Loss: 231		RECORD	PCT. RANK	GAMES	SCHEDULE		OF SCHEDULE	RPI	RPI	RPI	RPI
DIV. I ONLY		6- 15	276	4- 6	333		346	326	326	31	31
DIV. I NON-CONF.		2- 9	296	0- 2	297		315	328	328	32	32
TOTALS		RPI 1-25	RPI 26-50		W-L RECORDS		RPI 51-100	RPI 101-150		RPI 150+	
6- 15		0- 1	0- 0		OVERALL		0- 0	0- 2		6- 12	
1- 9		0- 1	0- 0		HOME		0- 0	0- 0		1- 8	
5- 4		0- 0	0- 0		AWAY		0- 0	0- 2		5- 2	
0- 2		0- 0	0- 0		NEUTRAL		0- 0	0- 0		0- 2	
2- 9		0- 1	0- 0		NON-CONFERENCE		0- 0	0- 2		2- 6	
0- 5		0- 1	0- 0		HOME		0- 0	0- 0		0- 4	
2- 2		0- 0	0- 0		AWAY		0- 0	0- 2		2- 0	
0- 2		0- 0	0- 0		NEUTRAL		0- 0	0- 0		0- 2	
4- 6		0- 0	0- 0		CONFERENCE		0- 0	0- 0		4- 6	
1- 4		0- 0	0- 0		HOME		0- 0	0- 0		1- 4	
3- 2		0- 0	0- 0		AWAY		0- 0	0- 0		3- 2	
0- 0		0- 0	0- 0		NEUTRAL		0- 0	0- 0		0- 0	

RPI 1-25				RPI 26-50				RPI 51-100				RPI 101+ Team's RPI: 326			
RPI	S	Opponent	Score	RPI	S	Opponent	Score	RPI	S	Opponent	Score	RPI	S	Opponent	Score
11	H	Florida St.	42 78									110	A	Stony Brook	54 71
												125	A	Buffalo	38 55
												205	H	Robert Morris	49 52
												208	A	Bryant	55 63
												233	H	Columbia	74 84
												244	H	Sam Houston St.	56 63
												245	N	Miami (OH)	49 68
												258	N	Bethune-Cookman	55 68
												260	H	Sacred Heart	53 62
												267	A	Navy	68 66
												274	H	Saint Francis (PA)	75 84
												285	A	Central Conn. St.	59 45
												299	H	Colgate	53 63
												314	A	Fairleigh Dickinson	58 75
												314	H	Fairleigh Dickinson	65 62
												320	A	Howard	89 72
												337	H	NJIT	44 53
												338	A	Wagner	73 63
												339	A	Mt. St. Mary's	61 51
												345	H	St. Francis Brooklyn	51 71
LAST 12 Division I GAMES:															
260	H	Sacred Heart	53 62	205	H	Robert Morris	49 52								
314	H	Fairleigh Dickinson	65 62	274	H	Saint Francis (PA)	75 84								
314	A	Fairleigh Dickinson	58 75	285	A	Central Conn. St.	59 45								
345	H	St. Francis Brooklyn	51 71	339	A	Mt. St. Mary's	61 51								
338	A	Wagner	73 63	258	N	Bethune-Cookman	55 68								
208	A	Bryant	55 63	245	N	Miami (OH)	49 68								

Non-Div I Games:

LIU Brooklyn

Loss, Non-Conf, S Site, H Home A Away N Neutral

Average RPI Win:	182	WON-LOST	WINNING	LAST 10	STRENGTH OF	OPP. STRENGTH	TEAM	ADJ.	CONF.	ADJ CONF.
Average RPI Loss:	67	RECORD	PCT. RANK	GAMES	SCHEDULE	OF SCHEDULE	RPI	RPI	RPI	RPI
DIV. I ONLY	8- 15	254	2- 8	15	77	114	114	2	2	
DIV. I NON-CONF.	6- 7	176	0- 2	26	178	114	114	2	2	
TOTALS	RPI 1-25	RPI 26-50	W-L RECORDS	RPI 51-100	RPI 101-150	RPI 150+				
8- 15	1- 3	0- 4	OVERALL	0- 4	2- 4	5- 0				
5- 5	0- 1	0- 1	HOME	0- 1	2- 2	3- 0				
2- 8	1- 2	0- 2	AWAY	0- 2	0- 2	1- 0				
1- 2	0- 0	0- 1	NEUTRAL	0- 1	0- 0	1- 0				
6- 7	0- 1	0- 2	NON-CONFERENCE	0- 2	1- 2	5- 0				
4- 1	0- 0	0- 0	HOME	0- 0	1- 1	3- 0				
1- 4	0- 1	0- 1	AWAY	0- 1	0- 1	1- 0				
1- 2	0- 0	0- 1	NEUTRAL	0- 1	0- 0	1- 0				
2- 8	1- 2	0- 2	CONFERENCE	0- 2	1- 2	0- 0				
1- 4	0- 1	0- 1	HOME	0- 1	1- 1	0- 0				
1- 4	1- 1	0- 1	AWAY	0- 1	0- 1	0- 0				
0- 0	0- 0	0- 0	NEUTRAL	0- 0	0- 0	0- 0				

RPI	S	Opponent	Score	RPI	S	Opponent	Score	RPI	S	Opponent	Score	RPI	S	Opponent	Score	Team's RPI: 114
4	A	UConn	40 86	29	H	Mississippi St.	52 71	52	A	Vanderbilt	42 58	121	H	Samford	44 47	
17	H	Texas A&M	35 53	31	A	Missouri	46 52	62	H	Auburn	53 63	131	A	Alabama	45 62	
22	A	Florida	45 53	36	N	Purdue	52 69	82	A	Tulane	63 67	132	A	Wake Forest	57 60	
24	A	Georgia	53 46	48	A	Rutgers	57 69	93	N	Maine	41 52	136	H	Ole Miss	76 57	
												139	H	Arkansas	44 48	
												148	H	Long Beach St.	59 53	
												174	A	Little Rock	57 51	
												184	N	Marist	72 49	
												256	H	Texas Southern	86 36	
												261	H	UC Santa Barbara	68 50	
												270	H	La.-Monroe	61 54	
LAST 12 Division I GAMES:																
29	H	Mississippi St.	52 71	52	A	Vanderbilt	42 58									
62	H	Auburn	53 63	17	H	Texas A&M	35 53									
31	A	Missouri	46 52	136	H	Ole Miss	76 57									
24	A	Georgia	53 46	131	A	Alabama	45 62									
139	H	Arkansas	44 48	121	H	Samford	44 47									
22	A	Florida	45 53	4	A	UConn	40 86									

Non-Div I Games:

LSU

■ Loss,
■ Non-Conf,
■ S Site,
■ H Home
■ A Away
N Neutral

Average RPI Win:	322	WON-LOST	WINNING	LAST 10	STRENGTH OF	OPP. STRENGTH	TEAM	ADJ.	CONF.	ADJ CONF.
Average RPI Loss:	135	RECORD	PCT. RANK	GAMES	SCHEDULE	OF SCHEDULE	RPI	RPI	RPI	RPI
DIV. I ONLY	3- 19	335	0- 10	152	169	280	280	7	7	
DIV. I NON-CONF.	3- 10	277	2- 1	186	283	266	266	8	8	
TOTALS	RPI 1-25	RPI 26-50	W-L RECORDS	RPI 51-100	RPI 101-150	RPI 150+				
3- 19	0- 0	0- 3	OVERALL	0- 5	0- 1	3- 10				
0- 9	0- 0	0- 1	HOME	0- 3	0- 0	0- 5				
2- 9	0- 0	0- 2	AWAY	0- 2	0- 1	2- 4				
1- 1	0- 0	0- 0	NEUTRAL	0- 0	0- 0	1- 1				
3- 10	0- 0	0- 2	NON-CONFERENCE	0- 2	0- 1	3- 5				
0- 5	0- 0	0- 1	HOME	0- 2	0- 0	0- 2				
2- 4	0- 0	0- 1	AWAY	0- 0	0- 1	2- 2				
1- 1	0- 0	0- 0	NEUTRAL	0- 0	0- 0	1- 1				
0- 9	0- 0	0- 1	CONFERENCE	0- 3	0- 0	0- 5				
0- 4	0- 0	0- 0	HOME	0- 1	0- 0	0- 3				
0- 5	0- 0	0- 1	AWAY	0- 2	0- 0	0- 2				
0- 0	0- 0	0- 0	NEUTRAL	0- 0	0- 0	0- 0				

RPI S	Opponent	Score	RPI S	Opponent	Score	RPI S	Opponent	Score	RPI S	Opponent	Score	Team's RPI: 280
			37 A	George Washington	59 83	51 H	Dayton	51 67	132 A	Wake Forest	53 61	
			43 H	Penn	68 78	60 H	Villanova	56 67	170 H	Davidson	58 66	
			44 A	Miami (FL)	58 86	72 H	Temple	48 77	185 A	UMBC	29 60	
						86 A	Saint Louis	70 79	187 A	George Mason	70 79	
						88 A	Saint Joseph's	55 64	189 N	Milwaukee	53 69	
									192 A	Rhode Island	52 62	
									192 H	Rhode Island	61 72	
									196 H	North Texas	63 69	
									204 H	Richmond	43 60	
									205 H	Robert Morris	45 76	
									223 A	Fairfield	59 62	
									297 A	Monmouth	65 50	
									320 A	Howard	71 68	
									349 N	Norfolk St.	67 59	
LAST 12 Division I GAMES:												
192 A	Rhode Island	52 62	37 A	George Washington	59 83							
88 A	Saint Joseph's	55 64	187 A	George Mason	70 79							
51 H	Dayton	51 67	170 H	Davidson	58 66							
86 A	Saint Louis	70 79	204 H	Richmond	43 60							
43 H	Penn	68 78	297 A	Monmouth	65 50							
192 H	Rhode Island	61 72	349 N	Norfolk St.	67 59							

Non-Div I Games:

La Salle

■ Loss,
 ■ Non-Conf,
 ■ S Site,
 ■ H Home
 ■ A Away
 N Neutral

La.-Lafayette

Through Games Of Feb. 4, 2016

Average RPI Win:	227	WON-LOST	WINNING	LAST 10	STRENGTH OF	OPP. STRENGTH	TEAM	ADJ.	CONF.	ADJ CONF.
Average RPI Loss:	173	RECORD	PCT. RANK	GAMES	SCHEDULE	OF SCHEDULE	RPI	RPI	RPI	RPI
DIV. I ONLY	14- 5	53	7- 3	317	180	129	129	16	16	
DIV. I NON-CONF.	5- 2	86	1- 0	331	158	155	155	15	15	
TOTALS	RPI 1-25	RPI 26-50	W-L RECORDS	RPI 51-100	RPI 101-150	RPI 150+				
14- 5	0- 0	0- 0	OVERALL	0- 1	2- 0	12- 4				
7- 1	0- 0	0- 0	HOME	0- 0	0- 0	7- 1				
5- 4	0- 0	0- 0	AWAY	0- 1	1- 0	4- 3				
2- 0	0- 0	0- 0	NEUTRAL	0- 0	1- 0	1- 0				
5- 2	0- 0	0- 0	NON-CONFERENCE	0- 0	2- 0	3- 2				
2- 0	0- 0	0- 0	HOME	0- 0	0- 0	2- 0				
1- 2	0- 0	0- 0	AWAY	0- 0	1- 0	0- 2				
2- 0	0- 0	0- 0	NEUTRAL	0- 0	1- 0	1- 0				
9- 3	0- 0	0- 0	CONFERENCE	0- 1	0- 0	9- 2				
5- 1	0- 0	0- 0	HOME	0- 0	0- 0	5- 1				
4- 2	0- 0	0- 0	AWAY	0- 1	0- 0	4- 1				
0- 0	0- 0	0- 0	NEUTRAL	0- 0	0- 0	0- 0				

RPI 1-25			RPI 26-50			RPI 51-100			RPI 101+			Team's RPI: 129
RPI	S	Opponent	Score	RPI	S	Opponent	Score	RPI	S	Opponent	Score	
						53	A Arkansas St.	56	83	136	A Ole Miss	82 78
										139	N Arkansas	67 59
										159	H Texas-Arlington	63 52
										166	A Louisiana Tech	62 79
										167	H Texas St.	42 46
										174	A Little Rock	65 58
										206	H Troy	56 53
										210	H South Ala.	69 50
										237	A Appalachian St.	59 76
										237	H Appalachian St.	60 51
										240	A Houston	51 52
										254	A Georgia St.	77 57
										260	N Sacred Heart	60 58
										261	H UC Santa Barbara	61 42
										270	A La.-Monroe	71 52
										270	H La.-Monroe	52 40
										279	A Ga. Southern	56 39
										327	H Alcorn	73 61
LAST 12 Division I GAMES:												
						237	A Appalachian St.	59	76	254	A Georgia St.	77 57
						270	H La.-Monroe	52	40	279	A Ga. Southern	56 39
						159	H Texas-Arlington	63	52	53	A Arkansas St.	56 83
						167	H Texas St.	42	46	174	A Little Rock	65 58
						206	H Troy	56	53	237	H Appalachian St.	60 51
						210	H South Ala.	69	50	327	H Alcorn	73 61

Non-Div I Games: Southern-N.O. 81 28 Dillard 84 36

La.-Lafayette

Loss, Non-Conf, S Site, H Home A Away N Neutral

Average RPI Win:	258	WON-LOST	WINNING	LAST 10	STRENGTH OF	OPP. STRENGTH	TEAM	ADJ.	CONF.	ADJ CONF.
Average RPI Loss:	155	RECORD	PCT. RANK	GAMES	SCHEDULE	OF SCHEDULE	RPI	RPI	RPI	RPI
DIV. I ONLY	5- 11	269	3- 7	235	219	270	270	16	16	
DIV. I NON-CONF.	2- 3	201	0- 1	319	175	237	237	15	15	
TOTALS	RPI 1-25	RPI 26-50	W-L RECORDS	RPI 51-100	RPI 101-150	RPI 150+				
5- 11	0- 0	0- 0	OVERALL	0- 2	0- 3	5- 6				
3- 4	0- 0	0- 0	HOME	0- 0	0- 1	3- 3				
2- 7	0- 0	0- 0	AWAY	0- 2	0- 2	2- 3				
0- 0	0- 0	0- 0	NEUTRAL	0- 0	0- 0	0- 0				
2- 3	0- 0	0- 0	NON-CONFERENCE	0- 1	0- 1	2- 1				
1- 0	0- 0	0- 0	HOME	0- 0	0- 0	1- 0				
1- 3	0- 0	0- 0	AWAY	0- 1	0- 1	1- 1				
0- 0	0- 0	0- 0	NEUTRAL	0- 0	0- 0	0- 0				
3- 8	0- 0	0- 0	CONFERENCE	0- 1	0- 2	3- 5				
2- 4	0- 0	0- 0	HOME	0- 0	0- 1	2- 3				
1- 4	0- 0	0- 0	AWAY	0- 1	0- 1	1- 2				
0- 0	0- 0	0- 0	NEUTRAL	0- 0	0- 0	0- 0				

RPI 1-25				RPI 26-50				RPI 51-100				RPI 101+ Team's RPI: 270					
RPI	S	Opponent	Score	RPI	S	Opponent	Score	RPI	S	Opponent	Score	RPI	S	Opponent	Score		
								53	A	Arkansas St.	43	66	114	A	LSU	54	61
								91	A	TCU	42	80	129	A	La.-Lafayette	40	52
													129	H	La.-Lafayette	52	71
													152	A	McNeese St.	62	72
													159	H	Texas-Arlington	50	60
													167	H	Texas St.	63	59
													174	A	Little Rock	44	56
													206	H	Troy	77	73
													210	H	South Ala.	57	63
													237	H	Appalachian St.	54	57
													254	A	Georgia St.	52	65
													279	A	Ga. Southern	50	49
													315	A	Southeastern La.	88	84
													322	H	Nicholls St.	69	57
LAST 12 Division I GAMES:																	
129	A	La.-Lafayette	40	52	254	A	Georgia St.	52	65								
167	H	Texas St.	63	59	174	A	Little Rock	44	56								
159	H	Texas-Arlington	50	60	53	A	Arkansas St.	43	66								
210	H	South Ala.	57	63	237	H	Appalachian St.	54	57								
206	H	Troy	77	73	152	A	McNeese St.	62	72								
279	A	Ga. Southern	50	49	322	H	Nicholls St.	69	57								

Non-Div I Games: LSU-Alexandria 73 42 Louisiana Col. 85 42 LSU-Shreveport 57 40 Dillard 70 46 La.-Monroe

Lafayette

Through Games Of Feb. 4, 2016

Average RPI Win:	317	WON-LOST	WINNING	LAST 10	STRENGTH OF	OPP. STRENGTH	TEAM	ADJ.	CONF.	ADJ CONF.
Average RPI Loss:	196	RECORD	PCT. RANK	GAMES	SCHEDULE	OF SCHEDULE	RPI	RPI	RPI	RPI
DIV. I ONLY	4- 16	309	2- 8	278	315	331	331	29	29	
DIV. I NON-CONF.	2- 8	290	0- 2	286	296	335	335	29	29	
TOTALS	RPI 1-25	RPI 26-50	W-L RECORDS	RPI 51-100	RPI 101-150	RPI 150+				
4- 16	0- 1	0- 1	OVERALL	0- 2	0- 0	4- 12				
3- 5	0- 1	0- 0	HOME	0- 1	0- 0	3- 3				
1- 9	0- 0	0- 1	AWAY	0- 1	0- 0	1- 7				
0- 2	0- 0	0- 0	NEUTRAL	0- 0	0- 0	0- 2				
2- 8	0- 1	0- 1	NON-CONFERENCE	0- 0	0- 0	2- 6				
2- 1	0- 1	0- 0	HOME	0- 0	0- 0	2- 0				
0- 5	0- 0	0- 1	AWAY	0- 0	0- 0	0- 4				
0- 2	0- 0	0- 0	NEUTRAL	0- 0	0- 0	0- 2				
2- 8	0- 0	0- 0	CONFERENCE	0- 2	0- 0	2- 6				
1- 4	0- 0	0- 0	HOME	0- 1	0- 0	1- 3				
1- 4	0- 0	0- 0	AWAY	0- 1	0- 0	1- 3				
0- 0	0- 0	0- 0	NEUTRAL	0- 0	0- 0	0- 0				

RPI 1-25				RPI 26-50				RPI 51-100				RPI 101+ Team's RPI: 331			
RPI	S	Opponent	Score	RPI	S	Opponent	Score	RPI	S	Opponent	Score	RPI	S	Opponent	Score
25	H	Duquesne	65 73	43	A	Penn	37 54	76	A	Army West Point	57 84	160	A	Fordham	49 61
								76	H	Army West Point	45 78	194	A	Delaware	47 67
												204	N	Richmond	46 54
												209	A	Lehigh	74 82
												218	A	Hartford	50 55
												232	N	Coppin St.	57 64
												253	A	American	60 51
												263	A	Loyola Maryland	65 66
												263	H	Loyola Maryland	51 55
												267	H	Navy	58 65
												272	A	Holy Cross	49 66
												299	H	Colgate	59 72
												324	H	Saint Peter's	72 69
												338	A	Wagner	48 69
												345	H	St. Francis Brooklyn	77 59
												346	H	Boston U.	71 56
LAST 12 Division I GAMES:															
				76	A	Army West Point	57 84	346	H	Boston U.	71 56				
				263	H	Loyola Maryland	51 55	76	H	Army West Point	45 78				
				209	A	Lehigh	74 82	263	A	Loyola Maryland	65 66				
				253	A	American	60 51	232	N	Coppin St.	57 64				
				267	H	Navy	58 65	204	N	Richmond	46 54				
				272	A	Holy Cross	49 66	299	H	Colgate	59 72				

Non-Div I Games:

Lafayette

■ Loss,
 ■ Non-Conf,
 S Site,
 ■ Home
 ■ Away
 N Neutral

Average RPI Win:	242	WON-LOST	WINNING	LAST 10	STRENGTH OF	OPP. STRENGTH	TEAM	ADJ.	CONF.	ADJ CONF.
Average RPI Loss:	171	RECORD	PCT. RANK	GAMES	SCHEDULE	OF SCHEDULE	RPI	RPI	RPI	RPI
DIV. I ONLY	5- 13	280	5- 5	188	233	273	273	27	27	
DIV. I NON-CONF.	0- 7	338	0- 0	147	84	317	317	26	26	
TOTALS	RPI 1-25	RPI 26-50	W-L RECORDS	RPI 51-100	RPI 101-150	RPI 150+				
5- 13	0- 1	0- 1	OVERALL	1- 2	0- 1	4- 8				
4- 3	0- 0	0- 0	HOME	1- 0	0- 0	3- 3				
1- 10	0- 1	0- 1	AWAY	0- 2	0- 1	1- 5				
0- 0	0- 0	0- 0	NEUTRAL	0- 0	0- 0	0- 0				
0- 7	0- 1	0- 1	NON-CONFERENCE	0- 1	0- 0	0- 4				
0- 1	0- 0	0- 0	HOME	0- 0	0- 0	0- 1				
0- 6	0- 1	0- 1	AWAY	0- 1	0- 0	0- 3				
0- 0	0- 0	0- 0	NEUTRAL	0- 0	0- 0	0- 0				
5- 6	0- 0	0- 0	CONFERENCE	1- 1	0- 1	4- 4				
4- 2	0- 0	0- 0	HOME	1- 0	0- 0	3- 2				
1- 4	0- 0	0- 0	AWAY	0- 1	0- 1	1- 2				
0- 0	0- 0	0- 0	NEUTRAL	0- 0	0- 0	0- 0				

RPI 1-25				RPI 26-50				RPI 51-100				RPI 101+ Team's RPI: 273			
RPI	S	Opponent	Score	RPI	S	Opponent	Score	RPI	S	Opponent	Score	RPI	S	Opponent	Score
15	A	Oklahoma St.	45 90	31	A	Missouri	57 91	59	A	Abilene Christian	62 90	113	A	Central Ark.	49 74
								59	H	Abilene Christian	63 54	155	A	Loyola Chicago	71 82
								71	A	Utah	67 71	177	H	Northwestern St.	51 73
												200	H	Canisius	55 57
												228	H	Houston Baptist	77 70
												244	H	Sam Houston St.	76 78
												250	A	Stephen F. Austin	64 60
												259	A	Northern Ariz.	63 75
												268	A	Prairie View	72 80
												315	A	Southeastern La.	66 73
												322	A	Nicholls St.	59 69
												334	H	A&M-Corpus Christi	75 70
												340	H	New Orleans	79 52
LAST 12 Division I GAMES:															
59	H	Abilene Christian	63 54	315	A	Southeastern La.	66 73								
59	A	Abilene Christian	62 90	113	A	Central Ark.	49 74								
244	H	Sam Houston St.	76 78	334	H	A&M-Corpus Christi	75 70								
228	H	Houston Baptist	77 70	340	H	New Orleans	79 52								
250	A	Stephen F. Austin	64 60	322	A	Nicholls St.	59 69								
177	H	Northwestern St.	51 73	31	A	Missouri	57 91								

Non-Div I Games: Howard Payne 88 50 Schreiner 60 41 Tex. A&M-Kingsville 82 66 Louisiana Col. 99 34
Lamar

Loss, Non-Conf, S Site, H Home A Away N Neutral

Average RPI Win: 286	WON-LOST	WINNING	LAST 10	STRENGTH OF	OPP. STRENGTH	TEAM	ADJ.	CONF.	ADJ CONF.
Average RPI Loss: 147	RECORD	PCT. RANK	GAMES	SCHEDULE	OF SCHEDULE	RPI	RPI	RPI	RPI
DIV. I ONLY	13- 7	93	7- 3	334	252	209	209	29	29
DIV. I NON-CONF.	6- 4	125	1- 1	334	137	229	229	29	29
TOTALS	RPI 1-25	RPI 26-50	W-L RECORDS	RPI 51-100	RPI 101-150	RPI 150+			
13- 7	0- 0	0- 0	OVERALL	0- 3	0- 2	13- 2			
7- 3	0- 0	0- 0	HOME	0- 2	0- 0	7- 1			
6- 4	0- 0	0- 0	AWAY	0- 1	0- 2	6- 1			
0- 0	0- 0	0- 0	NEUTRAL	0- 0	0- 0	0- 0			
6- 4	0- 0	0- 0	NON-CONFERENCE	0- 2	0- 1	6- 1			
3- 2	0- 0	0- 0	HOME	0- 2	0- 0	3- 0			
3- 2	0- 0	0- 0	AWAY	0- 0	0- 1	3- 1			
0- 0	0- 0	0- 0	NEUTRAL	0- 0	0- 0	0- 0			
7- 3	0- 0	0- 0	CONFERENCE	0- 1	0- 1	7- 1			
4- 1	0- 0	0- 0	HOME	0- 0	0- 0	4- 1			
3- 2	0- 0	0- 0	AWAY	0- 1	0- 1	3- 0			
0- 0	0- 0	0- 0	NEUTRAL	0- 0	0- 0	0- 0			

RPI S	Opponent	Score	RPI S	Opponent	Score	RPI S	Opponent	Score	RPI S	Opponent	Score	Team's RPI: 209
						60	H Villanova	44 65	103	A Bucknell	77 80	
						76	A Army West Point	39 63	150	A Illinois	67 76	
						88	H Saint Joseph's	62 63	156	A Hampton	63 56	
									216	H Montana	80 53	
									253	H American	55 59	
									263	A Loyola Maryland	76 68	
									263	H Loyola Maryland	66 48	
									267	A Navy	51 48	
									272	H Holy Cross	61 58	
									297	H Monmouth	95 88	
									298	A Rider	60 61	
									305	A Delaware St.	83 49	
									324	H Saint Peter's	74 42	
									331	H Lafayette	82 74	
									337	A NJIT	75 47	
									346	A Boston U.	73 66	
									346	H Boston U.	72 48	
LAST 12 Division I GAMES:												
			263	A Loyola Maryland	76 68		253	H American	55 59			
			346	H Boston U.	72 48		263	H Loyola Maryland	66 48			
			331	H Lafayette	82 74		346	A Boston U.	73 66			
			267	A Navy	51 48		76	A Army West Point	39 63			
			272	H Holy Cross	61 58		156	A Hampton	63 56			
			103	A Bucknell	77 80		298	A Rider	60 61			

Non-Div I Games: Kutztown 81 51

Lehigh

■ Loss,
 ■ Non-Conf,
 ■ S Site,
 ■ H Home
 ■ A Away
 N Neutral

Liberty

Through Games Of Feb. 4, 2016

Average RPI Win:	245	WON-LOST	WINNING	LAST 10	STRENGTH OF	OPP. STRENGTH	TEAM	ADJ.	CONF.	ADJ CONF.
Average RPI Loss:	80	RECORD	PCT. RANK	GAMES	SCHEDULE	OF SCHEDULE	RPI	RPI	RPI	RPI
DIV. I ONLY	12- 8	117	9- 1	124	201	107	107	26	26	
DIV. I NON-CONF.	2- 6	272	0- 1	13	3	132	132	28	28	
TOTALS	RPI 1-25	RPI 26-50	W-L RECORDS	RPI 51-100	RPI 101-150	RPI 150+				
12- 8	0- 2	0- 2	OVERALL	1- 2	1- 0	10- 2				
6- 2	0- 1	0- 1	HOME	1- 0	1- 0	4- 0				
6- 4	0- 0	0- 1	AWAY	0- 1	0- 0	6- 2				
0- 2	0- 1	0- 0	NEUTRAL	0- 1	0- 0	0- 0				
2- 6	0- 2	0- 2	NON-CONFERENCE	1- 2	0- 0	1- 0				
1- 2	0- 1	0- 1	HOME	1- 0	0- 0	0- 0				
1- 2	0- 0	0- 1	AWAY	0- 1	0- 0	1- 0				
0- 2	0- 1	0- 0	NEUTRAL	0- 1	0- 0	0- 0				
10- 2	0- 0	0- 0	CONFERENCE	0- 0	1- 0	9- 2				
5- 0	0- 0	0- 0	HOME	0- 0	1- 0	4- 0				
5- 2	0- 0	0- 0	AWAY	0- 0	0- 0	5- 2				
0- 0	0- 0	0- 0	NEUTRAL	0- 0	0- 0	0- 0				

RPI S	Opponent	Score	RPI S	Opponent	Score	RPI S	Opponent	Score	RPI S	Opponent	Score	Team's RPI: 107
6 N	Ohio St.	65 75	35 H	North Carolina St.	53 61	63 N	California	72 77	143 H	UNC Asheville	71 53	
18 H	Seton Hall	56 92	38 A	Duke	41 79	65 A	James Madison	56 72	203 A	Presbyterian	42 60	
						83 H	Elon	72 63	215 A	Gardner-Webb	57 61	
									215 H	Gardner-Webb	73 51	
									227 A	Radford	49 43	
									237 A	Appalachian St.	74 68	
									239 H	High Point	56 43	
									282 A	Campbell	62 52	
									293 A	Charleston So.	59 49	
									293 H	Charleston So.	51 40	
									303 A	Longwood	72 67	
									309 A	Coastal Caro.	65 63	
									313 H	Winthrop	77 61	
LAST 12 Division I GAMES:												
293 A	Charleston So.	59 49	203 A	Presbyterian	42 60							
239 H	High Point	56 43	143 H	UNC Asheville	71 53							
215 H	Gardner-Webb	73 51	227 A	Radford	49 43							
303 A	Longwood	72 67	282 A	Campbell	62 52							
309 A	Coastal Caro.	65 63	38 A	Duke	41 79							
313 H	Winthrop	77 61	18 H	Seton Hall	56 92							

Non-Div I Games: Shepherd 69 57

Liberty

Loss, Non-Conf, S Site, H Home A Away N Neutral

Average RPI Win:	286	WON-LOST	WINNING	LAST 10	STRENGTH OF	OPP. STRENGTH	TEAM	ADJ.	CONF.	ADJ CONF.
Average RPI Loss:	205	RECORD	PCT. RANK	GAMES	SCHEDULE	OF SCHEDULE	RPI	RPI	RPI	RPI
DIV. I ONLY	2- 19	342	0- 10	208	340	335	335	28	28	
DIV. I NON-CONF.	2- 12	311	0- 5	199	344	315	315	27	27	
TOTALS	RPI 1-25	RPI 26-50	W-L RECORDS	RPI 51-100	RPI 101-150	RPI 150+				
2- 19	0- 0	0- 0	OVERALL	0- 3	0- 3	2- 13				
1- 9	0- 0	0- 0	HOME	0- 3	0- 1	1- 5				
1- 9	0- 0	0- 0	AWAY	0- 0	0- 2	1- 7				
0- 1	0- 0	0- 0	NEUTRAL	0- 0	0- 0	0- 1				
2- 12	0- 0	0- 0	NON-CONFERENCE	0- 2	0- 3	2- 7				
1- 6	0- 0	0- 0	HOME	0- 2	0- 1	1- 3				
1- 5	0- 0	0- 0	AWAY	0- 0	0- 2	1- 3				
0- 1	0- 0	0- 0	NEUTRAL	0- 0	0- 0	0- 1				
0- 7	0- 0	0- 0	CONFERENCE	0- 1	0- 0	0- 6				
0- 3	0- 0	0- 0	HOME	0- 1	0- 0	0- 2				
0- 4	0- 0	0- 0	AWAY	0- 0	0- 0	0- 4				
0- 0	0- 0	0- 0	NEUTRAL	0- 0	0- 0	0- 0				

RPI S	Opponent	Score	RPI S	Opponent	Score	RPI S	Opponent	Score	RPI S	Opponent	Score	Team's RPI: 335
						54	H Western Ky.	56 64	105	A Wright St.	65 92	
						58	H Ball St.	60 72	122	H Belmont	68 90	
						69	H FGCU	39 71	131	A Alabama	49 68	
									164	A Jacksonville	51 81	
									178	H Southeast Mo. St.	69 84	
									197	H Stetson	62 83	
									230	H USC Upstate	54 81	
									249	A Tennessee St.	65 77	
									256	N Texas Southern	62 66	
									263	H Loyola Maryland	52 57	
									277	A Tennessee Tech	70 81	
									279	A Ga. Southern	66 55	
									286	A Kennesaw St.	54 55	
									288	H Morehead St.	77 92	
									292	H Murray St.	93 85	
									302	A North Florida	70 78	
									325	A Jackson St.	52 53	
									337	A NJIT	51 61	
LAST 12 Division I GAMES:												
337	A NJIT	51 61	286	A Kennesaw St.	54 55							
230	H USC Upstate	54 81	325	A Jackson St.	52 53							
197	H Stetson	62 83	131	A Alabama	49 68							
69	H FGCU	39 71	54	H Western Ky.	56 64							
302	A North Florida	70 78	249	A Tennessee St.	65 77							
164	A Jacksonville	51 81	58	H Ball St.	60 72							

Non-Div I Games: North Ala. 88 67

Lipscomb

Loss, Non-Conf, S Site, H Home A Away N Neutral

Little Rock

Through Games Of Feb. 4, 2016

Average RPI Win:	211	WON-LOST	WINNING	LAST 10	STRENGTH OF	OPP. STRENGTH	TEAM	ADJ.	CONF.	ADJ CONF.
Average RPI Loss:	99	RECORD	PCT. RANK	GAMES	SCHEDULE	OF SCHEDULE	RPI	RPI	RPI	RPI
DIV. I ONLY	9- 11	194	6- 4	120	111	174	174	16	16	
DIV. I NON-CONF.	2- 7	280	0- 1	41	5	190	190	15	15	
TOTALS	RPI 1-25	RPI 26-50	W-L RECORDS	RPI 51-100	RPI 101-150	RPI 150+				
9- 11	0- 2	0- 1	OVERALL	0- 3	1- 2	8- 3				
6- 5	0- 1	0- 0	HOME	0- 1	1- 2	5- 1				
3- 6	0- 1	0- 1	AWAY	0- 2	0- 0	3- 2				
0- 0	0- 0	0- 0	NEUTRAL	0- 0	0- 0	0- 0				
2- 7	0- 2	0- 1	NON-CONFERENCE	0- 2	1- 1	1- 1				
1- 4	0- 1	0- 0	HOME	0- 1	1- 1	0- 1				
1- 3	0- 1	0- 1	AWAY	0- 1	0- 0	1- 0				
0- 0	0- 0	0- 0	NEUTRAL	0- 0	0- 0	0- 0				
7- 4	0- 0	0- 0	CONFERENCE	0- 1	0- 1	7- 2				
5- 1	0- 0	0- 0	HOME	0- 0	0- 1	5- 0				
2- 3	0- 0	0- 0	AWAY	0- 1	0- 0	2- 2				
0- 0	0- 0	0- 0	NEUTRAL	0- 0	0- 0	0- 0				

RPI 1-25				RPI 26-50				RPI 51-100				RPI 101+ Team's RPI: 174			
RPI	S	Opponent	Score	RPI	S	Opponent	Score	RPI	S	Opponent	Score	RPI	S	Opponent	Score
9	H	Texas	56 66	30	A	Oklahoma	52 65	53	A	Arkansas St.	53 66	114	H	LSU	51 57
17	A	Texas A&M	39 69					82	A	Tulane	53 69	124	H	Memphis	61 53
								97	H	Missouri St.	58 64	129	H	La.-Lafayette	58 65
												159	A	Texas-Arlington	59 55
												161	A	Oral Roberts	66 52
												167	A	Texas St.	57 67
												188	H	Tulsa	63 74
												206	A	Troy	71 78
												206	H	Troy	79 64
												210	A	South Ala.	47 34
												237	H	Appalachian St.	67 50
												254	H	Georgia St.	59 32
												270	H	La.-Monroe	56 44
												279	H	Ga. Southern	69 36
LAST 12 Division I GAMES:															
206	H	Troy	79 64	237	H	Appalachian St.	67 50								
254	H	Georgia St.	59 32	270	H	La.-Monroe	56 44								
279	H	Ga. Southern	69 36	129	H	La.-Lafayette	58 65								
159	A	Texas-Arlington	59 55	206	A	Troy	71 78								
167	A	Texas St.	57 67	210	A	South Ala.	47 34								
53	A	Arkansas St.	53 66	17	A	Texas A&M	39 69								

Non-Div I Games:

Little Rock

Loss, Non-Conf, S Site, H Home A Away N Neutral

Average RPI Win:	235	WON-LOST	WINNING	LAST 10	STRENGTH OF	OPP. STRENGTH	TEAM	ADJ.	CONF.	ADJ CONF.
Average RPI Loss:	95	RECORD	PCT. RANK	GAMES	SCHEDULE	OF SCHEDULE	RPI	RPI	RPI	RPI
DIV. I ONLY	17- 5	41	8- 2	328	130	148	148	22	22	
DIV. I NON-CONF.	11- 3	54	4- 0	302	51	115	115	22	22	
TOTALS	RPI 1-25	RPI 26-50	W-L RECORDS	RPI 51-100	RPI 101-150	RPI 150+				
17- 5	0- 0	1- 1	OVERALL	0- 1	1- 2	15- 1				
8- 3	0- 0	1- 0	HOME	0- 1	0- 1	7- 1				
7- 2	0- 0	0- 1	AWAY	0- 0	1- 1	6- 0				
2- 0	0- 0	0- 0	NEUTRAL	0- 0	0- 0	2- 0				
11- 3	0- 0	1- 1	NON-CONFERENCE	0- 0	1- 2	9- 0				
5- 1	0- 0	1- 0	HOME	0- 0	0- 1	4- 0				
4- 2	0- 0	0- 1	AWAY	0- 0	1- 1	3- 0				
2- 0	0- 0	0- 0	NEUTRAL	0- 0	0- 0	2- 0				
6- 2	0- 0	0- 0	CONFERENCE	0- 1	0- 0	6- 1				
3- 2	0- 0	0- 0	HOME	0- 1	0- 0	3- 1				
3- 0	0- 0	0- 0	AWAY	0- 0	0- 0	3- 0				
0- 0	0- 0	0- 0	NEUTRAL	0- 0	0- 0	0- 0				

RPI 1-25			RPI 26-50			RPI 51-100			RPI 101+ Team's RPI: 148		
RPI	S	Opponent	Score	RPI	S	Opponent	Score	RPI	S	Opponent	Score
				27	A	Southern California	43 69	64	H	UC Riverside	60 78
				34	H	UTEP	47 40				
								114	A	LSU	53 59
								118	H	San Francisco	52 66
								142	A	Pacific	68 60
								154	H	Hawaii	55 67
								168	H	Colorado	59 42
								171	H	UNLV	67 63
								177	N	Northwestern St.	60 59
								193	H	Cal Poly	65 53
								195	A	UC Davis	75 62
								236	A	Seattle	69 57
								240	A	Houston	47 41
								259	N	Northern Ariz.	69 48
								275	H	San Diego St.	74 54
								283	H	CSUN	74 71
								300	A	Denver	48 41
								318	H	Portland St.	89 71
								321	A	UC Irvine	71 65
								341	A	Cal St. Fullerton	82 61
								341	H	Cal St. Fullerton	62 57
LAST 12 Division I GAMES:											
				283	H	CSUN	74 71				
				193	H	Cal Poly	65 53				
				195	A	UC Davis	75 62				
				341	H	Cal St. Fullerton	62 57				
				321	A	UC Irvine	71 65				
				64	H	UC Riverside	60 78				
								341	A	Cal St. Fullerton	82 61
								154	H	Hawaii	55 67
								236	A	Seattle	69 57
								300	A	Denver	48 41
								171	H	UNLV	67 63
								34	H	UTEP	47 40

Non-Div I Games:

Long Beach St.

■ Loss,
 ■ Non-Conf, S Site,
 ■ Home
 ■ Away
 N Neutral

Average RPI Win:	321	WON-LOST	WINNING	LAST 10	STRENGTH OF	OPP. STRENGTH	TEAM	ADJ.	CONF.	ADJ CONF.
Average RPI Loss:	180	RECORD	PCT. RANK	GAMES	SCHEDULE	OF SCHEDULE	RPI	RPI	RPI	RPI
DIV. I ONLY	4- 15	305	3- 7	259	287	303	303	26	26	
DIV. I NON-CONF.	1- 6	311	0- 1	154	194	280	280	28	28	
TOTALS	RPI 1-25	RPI 26-50	W-L RECORDS	RPI 51-100	RPI 101-150	RPI 150+				
4- 15	0- 1	0- 1	OVERALL	0- 2	0- 2	4- 9				
2- 5	0- 0	0- 0	HOME	0- 0	0- 1	2- 4				
2- 10	0- 0	0- 0	AWAY	0- 0	0- 1	2- 0				
0- 0	0- 0	0- 0	NEUTRAL	0- 0	0- 0	0- 0				
1- 6	0- 1	0- 1	NON-CONFERENCE	0- 2	0- 0	1- 2				
1- 0	0- 0	0- 0	HOME	0- 0	0- 0	1- 0				
0- 6	0- 1	0- 1	AWAY	0- 2	0- 0	0- 2				
0- 0	0- 0	0- 0	NEUTRAL	0- 0	0- 0	0- 0				
3- 9	0- 0	0- 0	CONFERENCE	0- 0	0- 2	3- 7				
1- 5	0- 0	0- 0	HOME	0- 0	0- 1	1- 4				
2- 4	0- 0	0- 0	AWAY	0- 0	0- 1	2- 3				
0- 0	0- 0	0- 0	NEUTRAL	0- 0	0- 0	0- 0				

RPI 1-25			RPI 26-50			RPI 51-100			RPI 101+			Team's RPI: 303
RPI	S	Opponent	Score	RPI	S	Opponent	Score	RPI	S	Opponent	Score	
7	A	Oregon St.	45 110	39	A	West Virginia	43 74	65	A	James Madison	30 88	107 H Liberty 67 72
								87	A	Virginia	46 81	143 A UNC Asheville 42 81
												203 A Presbyterian 49 75
												203 H Presbyterian 38 59
												215 A Gardner-Webb 42 67
												227 H Radford 67 79
												239 A High Point 68 79
												282 H Campbell 56 73
												287 A UNCG 60 81
												293 H Charleston So. 54 63
												305 A Delaware St. 63 88
												309 A Coastal Caro. 56 48
												313 A Winthrop 63 60
												313 H Winthrop 67 60
												348 H N.C. Central 60 49
LAST 12 Division I GAMES:												
203	A	Presbyterian	49 75	282	H	Campbell	56 73					
313	H	Winthrop	67 60	309	A	Coastal Caro.	56 48					
107	H	Liberty	67 72	313	A	Winthrop	63 60					
215	A	Gardner-Webb	42 67	293	H	Charleston So.	54 63					
227	H	Radford	67 79	305	A	Delaware St.	63 88					
143	A	UNC Asheville	42 81	39	A	West Virginia	43 74					

Non-Div I Games: Notre Dame (MD) 83 32 N.C. Wesleyan 100 57

Longwood

■ Loss,
 ■ Non-Conf,
 ■ S Site,
 ■ H Home
 ■ A Away
 N Neutral

Average RPI Win:	222	WON-LOST	WINNING	LAST 10	STRENGTH OF	OPP. STRENGTH	TEAM	ADJ.	CONF.	ADJ CONF.
Average RPI Loss:	107	RECORD	PCT. RANK	GAMES	SCHEDULE	OF SCHEDULE	RPI	RPI	RPI	RPI
DIV. I ONLY	10- 9	157	6- 4	179	119	166	166	11	11	
DIV. I NON-CONF.	4- 6	201	1- 2	171	205	212	212	10	10	
TOTALS	RPI 1-25	RPI 26-50	W-L RECORDS	RPI 51-100	RPI 101-150	RPI 150+				
10- 9	0- 1	0- 2	OVERALL	0- 2	3- 1	7- 3				
6- 3	0- 0	0- 1	HOME	0- 0	3- 0	3- 2				
3- 5	0- 0	0- 0	AWAY	0- 1	0- 0	3- 0				
1- 1	0- 1	0- 0	NEUTRAL	0- 0	0- 0	1- 0				
4- 6	0- 1	0- 1	NON-CONFERENCE	0- 1	1- 0	3- 3				
2- 3	0- 0	0- 1	HOME	0- 0	1- 0	1- 2				
1- 2	0- 0	0- 0	AWAY	0- 1	0- 0	1- 1				
1- 1	0- 1	0- 0	NEUTRAL	0- 0	0- 0	1- 0				
6- 3	0- 0	0- 1	CONFERENCE	0- 1	2- 1	4- 0				
4- 0	0- 0	0- 0	HOME	0- 0	2- 0	2- 0				
2- 3	0- 0	0- 1	AWAY	0- 1	0- 1	2- 0				
0- 0	0- 0	0- 0	NEUTRAL	0- 0	0- 0	0- 0				

RPI 1-25				RPI 26-50				RPI 51-100				RPI 101+ Team's RPI: 166			
RPI	S	Opponent	Score	RPI	S	Opponent	Score	RPI	S	Opponent	Score	RPI	S	Opponent	Score
8	N	UCLA	57 68	29	H	Mississippi St.	63 93	85	A	Charlotte	58 63	129	H	La.-Lafayette	79 62
				34	A	UTEP	80 86	94	A	Arizona	67 77	134	A	Southern Miss.	59 69
												134	H	Southern Miss.	72 37
												145	H	Fla. Atlantic	65 62
												152	H	McNeese St.	71 74
												157	A	Wisconsin	65 79
												165	A	Old Dominion	69 51
												231	A	UTSA	82 72
												238	H	Rice	63 61
												250	H	Stephen F. Austin	76 44
												268	H	Prairie View	68 77
												300	N	Denver	58 53
												310	H	FIU	82 63
												322	A	Nicholls St.	58 55
LAST 12 Division I GAMES:															
238	H	Rice	63 61	85	A	Charlotte	58 63	165	A	Old Dominion	69 51	134	A	Southern Miss.	59 69
34	A	UTEP	80 86	29	H	Mississippi St.	63 93	94	A	Arizona	67 77	152	H	McNeese St.	71 74
231	A	UTSA	82 72	34	A	UTEP	80 86	85	A	Charlotte	58 63	129	H	La.-Lafayette	79 62
134	H	Southern Miss.	72 37	29	H	Mississippi St.	63 93	94	A	Arizona	67 77	152	H	McNeese St.	71 74
145	H	Fla. Atlantic	65 62	34	A	UTEP	80 86	85	A	Charlotte	58 63	129	H	La.-Lafayette	79 62
310	H	FIU	82 63	29	H	Mississippi St.	63 93	94	A	Arizona	67 77	152	H	McNeese St.	71 74

Non-Div I Games: Loyola (LA) 76 40

Louisiana Tech

■ Loss,
 ■ Non-Conf,
 ■ S Site,
 ■ H Home
 ■ A Away
 N Neutral

Louisville

Through Games Of Feb. 4, 2016

2015-2016				through games of Feb. 17, 2016						
Average RPI Win:	122	WON-LOST	WINNING	LAST 10	STRENGTH OF	OPP. STRENGTH	TEAM	ADJ.	CONF.	ADJ CONF.
Average RPI Loss:	44	RECORD	PCT. RANK	GAMES	SCHEDULE	OF SCHEDULE	RPI	RPI	RPI	RPI
DIV. I ONLY	18- 5	38	10- 0	38	21	12	12	5	5	
DIV. I NON-CONF.	8- 5	119	2- 0	58	33	71	71	5	5	
<hr/>										
TOTALS	RPI 1-25		RPI 26-50		W-L RECORDS		RPI 51-100		RPI 101-150	RPI 150+
18- 5	2- 1		3- 1		OVERALL		4- 3		3- 0	6- 0
9- 1	1- 0		1- 0		HOME		2- 1		2- 0	3- 0
8- 2	1- 1		2- 0		AWAY		2- 1		1- 0	2- 0
1- 2	0- 0		0- 1		NEUTRAL		0- 1		0- 0	1- 0
8- 5	1- 1		0- 1		NON-CONFERENCE		1- 3		1- 0	5- 0
4- 1	0- 0		0- 0		HOME		1- 1		1- 0	2- 0
3- 2	1- 1		0- 0		AWAY		0- 1		0- 0	2- 0
1- 2	0- 0		0- 1		NEUTRAL		0- 1		0- 0	1- 0
10- 0	1- 0		3- 0		CONFERENCE		3- 0		2- 0	1- 0
5- 0	1- 0		1- 0		HOME		1- 0		1- 0	1- 0
5- 0	0- 0		2- 0		AWAY		2- 0		1- 0	0- 0
0- 0	0- 0		0- 0		NEUTRAL		0- 0		0- 0	0- 0

RPI S	Opponent	Score	RPI S	Opponent	Score	RPI S	Opponent	Score	RPI S	Opponent	Score
11	H Florida St.	79 69	28	A Syracuse	71 53	51	N Dayton	66 79	114	H IUPUI	70 61
16	A Kentucky	54 72	35	A North Carolina St.	92 90	54	A Western Ky.	69 71	116	A North Carolina	78 60
19	A Michigan St.	85 78	36	N Purdue	60 62	63	H California	71 75	132	H Wake Forest	78 54
			38	H Duke	65 48	78	A Georgia Tech	78 65	162	A Col. of Charleston	71 67
						87	A Virginia	59 41	184	N Marist	65 53
						95	H UT Martin	88 66	202	H Valparaiso	75 42
						98	H Virginia Tech	56 45	242	H Clemson	75 33
									269	H Dartmouth	94 52
									277	A Tennessee Tech	76 54
LAST 12 Division I GAMES:											
116	A North Carolina	78 60	38	H Duke	65 48						
132	H Wake Forest	78 54	98	H Virginia Tech	56 45						
242	H Clemson	75 33	78	A Georgia Tech	78 65						
28	A Syracuse	71 53	11	H Florida St.	79 69						
35	A North Carolina St.	92 90	95	H UT Martin	88 66						
87	A Virginia	59 41	162	A Col. of Charleston	71 67						

Non-Div I Games:

Louisville

■ Loss,
 ■ Non-Conf, S Site,
 ■ Home
 ■ Away
 N Neutral

Average RPI Win:	234	WON-LOST	WINNING	LAST 10	STRENGTH OF	OPP. STRENGTH	TEAM	ADJ.	CONF.	ADJ CONF.
Average RPI Loss:	89	RECORD	PCT. RANK	GAMES	SCHEDULE	OF SCHEDULE	RPI	RPI	RPI	RPI
DIV. I ONLY	10- 10	166	7- 3	162	110	155	155	21	21	
DIV. I NON-CONF.	4- 7	222	2- 1	87	26	148	148	17	17	
TOTALS	RPI 1-25	RPI 26-50	W-L RECORDS	RPI 51-100	RPI 101-150	RPI 150+				
10- 10	0- 2	1- 1	OVERALL	0- 4	2- 2	7- 1				
3- 6	0- 0	0- 1	HOME	0- 3	1- 2	2- 0				
7- 4	0- 2	1- 0	AWAY	0- 1	1- 0	5- 1				
0- 0	0- 0	0- 0	NEUTRAL	0- 0	0- 0	0- 0				
4- 7	0- 2	1- 1	NON-CONFERENCE	0- 3	0- 1	3- 0				
1- 4	0- 0	0- 1	HOME	0- 2	0- 1	1- 0				
3- 3	0- 2	1- 0	AWAY	0- 1	0- 0	2- 0				
0- 0	0- 0	0- 0	NEUTRAL	0- 0	0- 0	0- 0				
6- 3	0- 0	0- 0	CONFERENCE	0- 1	2- 1	4- 1				
2- 2	0- 0	0- 0	HOME	0- 1	1- 1	1- 0				
4- 1	0- 0	0- 0	AWAY	0- 0	1- 0	3- 1				
0- 0	0- 0	0- 0	NEUTRAL	0- 0	0- 0	0- 0				

RPI 1-25				RPI 26-50				RPI 51-100				RPI 101+ Team's RPI: 155			
RPI	S	Opponent	Score	RPI	S	Opponent	Score	RPI	S	Opponent	Score	RPI	S	Opponent	Score
19	A	Michigan St.	47 76	26	A	DePaul	88 75	78	A	Georgia Tech	77 84	104	H	Drake	65 81
23	A	Green Bay	51 65	44	H	Miami (FL)	50 77	79	H	Northwestern	72 81	112	H	UNI	64 60
								84	H	Central Mich.	59 68	119	H	Western Mich.	45 68
								97	H	Missouri St.	62 73	137	A	Southern Ill.	69 68
												238	A	Rice	57 50
												241	A	Indiana St.	48 62
												273	H	Lamar	82 71
												290	H	Wichita St.	60 55
												301	A	Bradley	67 54
												306	A	Evansville	63 49
												317	A	Illinois St.	57 41
												342	A	Eastern Ill.	86 75
LAST 12 Division I GAMES:															
104	H	Drake	65 81	137	A	Southern Ill.	69 68	306	A	Evansville	63 49	301	A	Bradley	67 54
112	H	UNI	64 60	238	A	Rice	57 50	26	A	DePaul	88 75	23	A	Green Bay	51 65
317	A	Illinois St.	57 41	26	A	DePaul	88 75								
241	A	Indiana St.	48 62												
97	H	Missouri St.	62 73												
290	H	Wichita St.	60 55												

Non-Div I Games:

Loyola Chicago

■ Loss,
■ Non-Conf,
■ S Site,
■ H Home
■ A Away
N Neutral

Loyola Maryland

Through Games Of Feb. 4, 2016

Average RPI Win:	317	WON-LOST	WINNING	LAST 10	STRENGTH OF	OPP. STRENGTH	TEAM	ADJ.	CONF.	ADJ CONF.
Average RPI Loss:	168	RECORD	PCT. RANK	GAMES	SCHEDULE	OF SCHEDULE	RPI	RPI	RPI	RPI
DIV. I ONLY	9- 12	211	6- 4	299	338	263	263	29	29	
DIV. I NON-CONF.	3- 8	258	0- 2	290	339	304	304	29	29	
TOTALS	RPI 1-25	RPI 26-50	W-L RECORDS	RPI 51-100	RPI 101-150	RPI 150+				
9- 12	0- 1	0- 0	OVERALL	0- 2	0- 1	9- 8				
5- 4	0- 0	0- 0	HOME	0- 0	0- 0	5- 4				
4- 8	0- 1	0- 0	AWAY	0- 2	0- 1	4- 4				
0- 0	0- 0	0- 0	NEUTRAL	0- 0	0- 0	0- 0				
3- 8	0- 1	0- 0	NON-CONFERENCE	0- 1	0- 0	3- 6				
1- 3	0- 0	0- 0	HOME	0- 0	0- 0	1- 3				
2- 5	0- 1	0- 0	AWAY	0- 1	0- 0	2- 3				
0- 0	0- 0	0- 0	NEUTRAL	0- 0	0- 0	0- 0				
6- 4	0- 0	0- 0	CONFERENCE	0- 1	0- 1	6- 2				
4- 1	0- 0	0- 0	HOME	0- 0	0- 0	4- 1				
2- 3	0- 0	0- 0	AWAY	0- 1	0- 1	2- 1				
0- 0	0- 0	0- 0	NEUTRAL	0- 0	0- 0	0- 0				

RPI 1-25				RPI 26-50				RPI 51-100				RPI 101+				Team's RPI: 263	
RPI	S	Opponent	Score	RPI	S	Opponent	Score	RPI	S	Opponent	Score	RPI	S	Opponent	Score		
14	A	Maryland	47 97					60	A	Villanova	55 67	103	A	Bucknell	64 71		
								76	A	Army West Point	37 70	165	A	Old Dominion	41 64		
												185	H	UMBC	46 52		
												191	H	William & Mary	61 62		
												209	A	Lehigh	48 66		
												209	H	Lehigh	68 76		
												223	H	Fairfield	45 71		
												233	A	Columbia	53 63		
												253	H	American	52 46		
												267	H	Navy	51 38		
												299	A	Colgate	65 49		
												331	A	Lafayette	55 51		
												331	H	Lafayette	66 65		
												335	A	Lipscomb	57 52		
												339	A	Mt. St. Mary's	65 63		
												345	A	St. Francis Brooklyn	54 64		
												346	H	Boston U.	63 54		
												349	H	Norfolk St.	75 67		
LAST 12 Division I GAMES:																	
209	H	Lehigh	68 76	76	A	Army West Point	37 70	209	A	Lehigh	48 66						
331	A	Lafayette	55 51	331	H	Lafayette	66 65	253	H	American	52 46						
299	A	Colgate	65 49	345	A	St. Francis Brooklyn	54 64	185	H	UMBC	46 52						
103	A	Bucknell	64 71														
346	H	Boston U.	63 54														
267	H	Navy	51 38														

Non-Div I Games:

Loyola Maryland

Loss, Non-Conf, S Site, H Home A Away N Neutral

Average RPI Win:	265	WON-LOST	WINNING	LAST 10	STRENGTH OF	OPP. STRENGTH	TEAM	ADJ.	CONF.	ADJ CONF.
Average RPI Loss:	111	RECORD	PCT. RANK	GAMES	SCHEDULE	OF SCHEDULE	RPI	RPI	RPI	RPI
DIV. I ONLY	7- 16	270	1- 3	172	115	248	248	9	9	
DIV. I NON-CONF.	4- 7	222	1- 0	332	186	307	307	9	9	
TOTALS	RPI 1-25	RPI 26-50	W-L RECORDS	RPI 51-100	RPI 101-150	RPI 150+				
7- 16	0- 2	0- 2	OVERALL	0- 6	1- 1	6- 5				
4- 7	0- 1	0- 0	HOME	0- 3	0- 1	4- 2				
2- 9	0- 1	0- 2	AWAY	0- 3	1- 0	1- 3				
1- 0	0- 0	0- 0	NEUTRAL	0- 0	0- 0	1- 0				
4- 7	0- 0	0- 1	NON-CONFERENCE	0- 1	0- 0	4- 5				
2- 2	0- 0	0- 0	HOME	0- 0	0- 0	2- 2				
1- 5	0- 0	0- 1	AWAY	0- 1	0- 0	1- 3				
1- 0	0- 0	0- 0	NEUTRAL	0- 0	0- 0	1- 0				
3- 9	0- 2	0- 1	CONFERENCE	0- 5	1- 1	2- 0				
2- 5	0- 1	0- 0	HOME	0- 3	0- 1	2- 0				
1- 4	0- 1	0- 1	AWAY	0- 2	1- 0	0- 0				
0- 0	0- 0	0- 0	NEUTRAL	0- 0	0- 0	0- 0				

RPI 1-25				RPI 26-50				RPI 51-100				RPI 101+ Team's RPI: 248			
RPI	S	Opponent	Score	RPI	S	Opponent	Score	RPI	S	Opponent	Score	RPI	S	Opponent	Score
21	A	BYU	61 75	31	A	Missouri	48 80	64	A	UC Riverside	62 80	118	H	San Francisco	73 75
21	H	BYU	75 82	42	A	St. Mary's (CA)	57 72	66	H	Santa Clara	56 57	142	A	Pacific	63 60
								70	A	San Diego	58 82	154	A	Hawaii	51 65
								70	H	San Diego	67 75	168	A	Colorado	81 92
								89	A	Gonzaga	68 83	193	A	Cal Poly	58 70
								89	H	Gonzaga	59 66	236	H	Seattle	69 78
												261	A	UC Santa Barbara	70 63
												265	H	Pepperdine	79 69
												271	H	Portland	62 52
												275	H	San Diego St.	92 65
												319	N	Nevada	69 58
												321	H	UC Irvine	95 50
												341	H	Cal St. Fullerton	73 75
LAST 12 Division I GAMES:															
321	H	UC Irvine	95 50	66	H	Santa Clara	56 57								
89	A	Gonzaga	68 83	118	H	San Francisco	73 75								
70	H	San Diego	67 75	142	A	Pacific	63 60								
21	H	BYU	75 82	42	A	St. Mary's (CA)	57 72								
70	A	San Diego	58 82	265	H	Pepperdine	79 69								
21	A	BYU	61 75	89	H	Gonzaga	59 66								

Non-Div I Games:

Loyola Marymount

■ Loss,
 ■ Non-Conf,
 ■ S Site,
 ■ H Home
 ■ A Away
 N Neutral

Average RPI Win:	222	WON-LOST	WINNING	LAST 10	STRENGTH OF	OPP. STRENGTH	TEAM	ADJ.	CONF.	ADJ CONF.
Average RPI Loss:	91	RECORD	PCT. RANK	GAMES	SCHEDULE	OF SCHEDULE	RPI	RPI	RPI	RPI
DIV. I ONLY	16- 7	72	8- 2	220	137	93	93	15	15	
DIV. I NON-CONF.	8- 6	136	1- 2	223	67	123	123	18	18	
TOTALS	RPI 1-25	RPI 26-50	W-L RECORDS	RPI 51-100	RPI 101-150	RPI 150+				
16- 7	0- 0	0- 2	OVERALL	1- 3	3- 1	12- 1				
8- 0	0- 0	0- 0	HOME	0- 0	1- 0	7- 0				
6- 6	0- 0	0- 2	AWAY	0- 2	1- 1	5- 1				
2- 1	0- 0	0- 0	NEUTRAL	1- 1	1- 0	0- 0				
8- 6	0- 0	0- 1	NON-CONFERENCE	1- 3	2- 1	5- 1				
3- 0	0- 0	0- 0	HOME	0- 0	0- 0	3- 0				
3- 5	0- 0	0- 1	AWAY	0- 2	1- 1	2- 1				
2- 1	0- 0	0- 0	NEUTRAL	1- 1	1- 0	0- 0				
8- 1	0- 0	0- 1	CONFERENCE	0- 0	1- 0	7- 0				
5- 0	0- 0	0- 0	HOME	0- 0	1- 0	4- 0				
3- 1	0- 0	0- 1	AWAY	0- 0	0- 0	3- 0				
0- 0	0- 0	0- 0	NEUTRAL	0- 0	0- 0	0- 0				

RPI S	Opponent	Score	RPI S	Opponent	Score	RPI S	Opponent	Score	RPI S	Opponent	Score
36	A Purdue	33 56	45	A Albany (NY)	59 64	51	N Dayton	37 58	110	H Stony Brook	55 52
						90	A Boston College	48 55	114	N LSU	52 41
						97	N Missouri St.	69 65	116	A North Carolina	58 59
						99	A Minnesota	64 91	141	A Harvard	64 53
									185	H UMBC	65 55
									199	A Northeastern	44 56
									208	H Bryant	76 38
									214	A Binghamton	52 38
									218	H Hartford	61 43
									242	H Clemson	75 42
									266	A New Hampshire	62 52
									269	A Dartmouth	59 41
									276	A Vermont	62 41
									276	H Vermont	63 51
									285	H Central Conn. St.	62 42
									323	H UMass Lowell	74 44
									329	A North Dakota St.	82 51
LAST 12 Division I GAMES:											
276	H Vermont	63 51	323	H UMass Lowell	74 44						
214	A Binghamton	52 38	185	H UMBC	65 55						
218	H Hartford	61 43	276	A Vermont	62 41						
110	H Stony Brook	55 52	116	A North Carolina	58 59						
266	A New Hampshire	62 52	36	A Purdue	33 56						
45	A Albany (NY)	59 64	242	H Clemson	75 42						

Non-Div I Games: Colby

82 42

Maine

■ Loss,
 ■ Non-Conf,
 ■ S Site,
 ■ Home
 ■ A Away
 N Neutral

RPI 1-25				RPI 26-50				RPI 51-100				RPI 101+				Team's RPI: 247	
RPI	S	Opponent	Score	RPI	S	Opponent	Score	RPI	S	Opponent	Score	RPI	S	Opponent	Score		
								100	A	Yale	36	62	103	H	Bucknell	56	61
												117	A	Iona	56	67	
												117	H	Iona	63	56	
												126	A	Quinnipiac	52	42	
												158	H	Brown	80	56	
												160	H	Fordham	49	60	
												184	H	Marist	73	79	
												212	A	Siena	59	60	
												223	A	Fairfield	70	55	
												223	H	Fairfield	57	59	
												253	A	American	48	52	
												266	A	New Hampshire	57	72	
												272	A	Holy Cross	44	58	
												289	H	Niagara	80	62	
												297	A	Monmouth	62	72	
												298	A	Rider	74	70	
												314	A	Fairleigh Dickinson	85	78	
												324	H	Saint Peter's	64	47	
												345	H	St. Francis Brooklyn	61	53	
LAST 12 Division I GAMES:																	
				297	A	Monmouth	62	72	212	A	Siena	59	60				
				298	A	Rider	74	70	223	A	Fairfield	70	55				
				324	H	Saint Peter's	64	47	117	A	Iona	56	67				
				117	H	Iona	63	56	253	A	American	48	52				
				223	H	Fairfield	57	59	345	H	St. Francis Brooklyn	61	53				
				184	H	Marist	73	79	272	A	Holy Cross	44	58				

Manhattan

Page 156

Average RPI Win:	146	WON-LOST	WINNING	LAST 10	STRENGTH OF	OPP. STRENGTH	TEAM	ADJ.	CONF.	ADJ CONF.
Average RPI Loss:	60	RECORD	PCT. RANK	GAMES	SCHEDULE	OF SCHEDULE	RPI	RPI	RPI	RPI
DIV. I ONLY	11- 11	166	6- 4	23	57	77	77	6	6	
DIV. I NON-CONF.	5- 6	180	1- 0	27	67	99	99	6	6	
TOTALS	RPI 1-25	RPI 26-50	W-L RECORDS	RPI 51-100	RPI 101-150	RPI 150+				
11- 11	1- 4	1- 2	OVERALL	1- 2	2- 3	6- 0				
7- 3	1- 1	1- 0	HOME	1- 1	2- 1	2- 0				
3- 8	0- 3	0- 2	AWAY	0- 1	0- 2	3- 0				
1- 0	0- 0	0- 0	NEUTRAL	0- 0	0- 0	1- 0				
5- 6	0- 3	0- 0	NON-CONFERENCE	1- 1	0- 2	4- 0				
2- 2	0- 1	0- 0	HOME	1- 0	0- 1	1- 0				
2- 4	0- 2	0- 0	AWAY	0- 1	0- 1	2- 0				
1- 0	0- 0	0- 0	NEUTRAL	0- 0	0- 0	1- 0				
6- 5	1- 1	1- 2	CONFERENCE	0- 1	2- 1	2- 0				
5- 1	1- 0	1- 0	HOME	0- 1	2- 0	1- 0				
1- 4	0- 1	0- 2	AWAY	0- 0	0- 1	1- 0				
0- 0	0- 0	0- 0	NEUTRAL	0- 0	0- 0	0- 0				

RPI 1-25				RPI 26-50				RPI 51-100 Team's RPI: 77				RPI 101+			
RPI	S	Opponent	Score	RPI	S	Opponent	Score	RPI	S	Opponent	Score	RPI	S	Opponent	Score
7	H	Oregon St.	58 65	26	A	DePaul	86 91	60	H	Villanova	75 82	101	H	Georgetown	87 72
10	A	Arizona St.	80 90	41	A	St. John's (NY)	77 81	62	H	Auburn	70 69	114	H	IUPUI	55 60
18	A	Seton Hall	68 99	41	H	St. John's (NY)	67 64	81	A	South Dakota	69 97	120	H	Creighton	79 72
18	H	Seton Hall	89 82									133	A	Xavier	66 71
23	A	Green Bay	55 75									147	A	Northern Ky.	78 83
												157	H	Wisconsin	77 61
												172	A	Butler	80 64
												189	A	Milwaukee	101 81
												204	N	Richmond	98 80
												234	H	Providence	105 75
												310	A	FIU	95 83
LAST 12 Division I GAMES:															
18	H	Seton Hall	89 82	101	H	Georgetown	87 72								
41	H	St. John's (NY)	67 64	60	H	Villanova	75 82								
120	H	Creighton	79 72	41	A	St. John's (NY)	77 81								
234	H	Providence	105 75	18	A	Seton Hall	68 99								
172	A	Butler	80 64	26	A	DePaul	86 91								
133	A	Xavier	66 71	189	A	Milwaukee	101 81								

Non-Div I Games:

Marquette

Average RPI Win: 233	WON-LOST	WINNING	LAST 10	STRENGTH OF	OPP. STRENGTH	TEAM	ADJ.	CONF.	ADJ CONF.
Average RPI Loss: 99	RECORD	PCT. RANK	GAMES	SCHEDULE	OF SCHEDULE	RPI	RPI	RPI	RPI
DIV. I ONLY	13- 6	75	5- 5	244	177	135	135	11	11
DIV. I NON-CONF.	8- 1	23	1- 0	325	334	136	136	10	10
TOTALS	RPI 1-25	RPI 26-50	W-L RECORDS	RPI 51-100	RPI 101-150	RPI 150+			
13- 6	0- 0	1- 1	OVERALL	0- 3	1- 1	11- 1			
9- 2	0- 0	1- 0	HOME	0- 1	0- 0	8- 1			
4- 3	0- 0	0- 0	AWAY	0- 2	1- 1	3- 0			
0- 1	0- 0	0- 1	NEUTRAL	0- 0	0- 0	0- 0			
8- 1	0- 0	0- 1	NON-CONFERENCE	0- 0	1- 0	7- 0			
6- 0	0- 0	0- 0	HOME	0- 0	0- 0	6- 0			
2- 0	0- 0	0- 0	AWAY	0- 0	1- 0	1- 0			
0- 1	0- 0	0- 1	NEUTRAL	0- 0	0- 0	0- 0			
5- 5	0- 0	1- 0	CONFERENCE	0- 3	0- 1	4- 1			
3- 2	0- 0	1- 0	HOME	0- 1	0- 0	2- 1			
2- 3	0- 0	0- 0	AWAY	0- 2	0- 1	2- 0			
0- 0	0- 0	0- 0	NEUTRAL	0- 0	0- 0	0- 0			

RPI 1-25				RPI 26-50				RPI 51-100				RPI 101+ Team's RPI: 135			
RPI	S	Opponent	Score	RPI	S	Opponent	Score	RPI	S	Opponent	Score	RPI	S	Opponent	Score
				34	H	UTEP	79 64	54	A	Western Ky.	52 81	137	A	Southern Ill.	61 55
				39	N	West Virginia	60 66	74	A	Middle Tenn.	54 65	145	A	Fla. Atlantic	73 84
								85	H	Charlotte	61 64	165	H	Old Dominion	80 62
												182	H	Cornell	73 47
												183	A	UAB	64 61
												192	H	Rhode Island	72 62
												196	H	North Texas	63 71
												238	H	Rice	81 52
												274	H	Saint Francis (PA)	81 73
												288	A	Morehead St.	104 101
												310	A	FIU	65 58
												337	H	NJIT	63 50
												344	H	Alabama A&M	81 45
												349	H	Norfolk St.	81 67
LAST 12 Division I GAMES:															
				34	H	UTEP	79 64	196	H	North Texas	63 71				
				183	A	UAB	64 61	310	A	FIU	65 58				
				74	A	Middle Tenn.	54 65	145	A	Fla. Atlantic	73 84				
				165	H	Old Dominion	80 62	54	A	Western Ky.	52 81				
				85	H	Charlotte	61 64	137	A	Southern Ill.	61 55				
				238	H	Rice	81 52	349	H	Norfolk St.	81 67				

Non-Div I Games: Brescia 92 40 West Va. Tech 83 39

Marshall

Loss, Non-Conf, S Site, H Home A Away N Neutral

Average RPI Win:	148	WON-LOST	WINNING	LAST 10	STRENGTH OF	OPP. STRENGTH	TEAM	ADJ.	CONF.	ADJ CONF.
Average RPI Loss:	5	RECORD	PCT. RANK	GAMES	SCHEDULE	OF SCHEDULE	RPI	RPI	RPI	RPI
DIV. I ONLY	20- 2	7	9- 1	83	38	14	14	4	4	
DIV. I NON-CONF.	11- 1	16	1- 1	162	142	38	38	4	4	
TOTALS	RPI 1-25	RPI 26-50	W-L RECORDS	RPI 51-100	RPI 101-150	RPI 150+				
20- 2	0- 2	4- 0	OVERALL	4- 0	3- 0	9- 0				
10- 1	0- 1	2- 0	HOME	2- 0	0- 0	6- 0				
7- 0	0- 0	2- 0	AWAY	1- 0	2- 0	2- 0				
3- 1	0- 1	0- 0	NEUTRAL	1- 0	1- 0	1- 0				
11- 1	0- 1	1- 0	NON-CONFERENCE	1- 0	1- 0	8- 0				
7- 0	0- 0	1- 0	HOME	0- 0	0- 0	6- 0				
1- 0	0- 0	0- 0	AWAY	0- 0	0- 0	1- 0				
3- 1	0- 1	0- 0	NEUTRAL	1- 0	1- 0	1- 0				
9- 1	0- 1	3- 0	CONFERENCE	3- 0	2- 0	1- 0				
3- 1	0- 1	1- 0	HOME	2- 0	0- 0	0- 0				
6- 0	0- 0	2- 0	AWAY	1- 0	2- 0	1- 0				
0- 0	0- 0	0- 0	NEUTRAL	0- 0	0- 0	0- 0				

RPI 1-25				RPI 26-50				RPI 51-100				RPI 101+			
RPI	S	Opponent	Score	RPI	S	Opponent	Score	RPI	S	Opponent	Score	RPI	S	Opponent	Score
4	N	UConn	73 83	28	H	Syracuse	82 64	57	N	South Dakota St.	62 55	138	A	Penn St.	89 53
6	H	Ohio St.	71 80	36	A	Purdue	87 67	67	H	Nebraska	89 50	146	N	Pittsburgh	70 49
				46	A	Iowa	76 56	73	A	Michigan	74 67	150	A	Illinois	79 63
				47	H	Indiana	86 63	79	H	Northwestern	80 62	157	A	Wisconsin	90 65
												165	N	Old Dominion	95 49
												181	H	Detroit	97 41
												186	H	Southern U.	94 61
												239	H	High Point	105 50
												263	H	Loyola Maryland	97 47
												285	H	Central Conn. St.	86 43
												295	A	UMES	106 30
												323	H	UMass Lowell	102 53
LAST 12 Division I GAMES:															
				36	A	Purdue	87 67	46	A	Iowa	76 56				
				47	H	Indiana	86 63	67	H	Nebraska	89 50				
				138	A	Penn St.	89 53	6	H	Ohio St.	71 80				
				157	A	Wisconsin	90 65	150	A	Illinois	79 63				
				79	H	Northwestern	80 62	4	N	UConn	73 83				
				73	A	Michigan	74 67	295	A	UMES	106 30				

Non-Div I Games:

Maryland

Massachusetts

Through Games Of Feb. 4, 2016

Average RPI Win:	239	WON-LOST	WINNING	LAST 10	STRENGTH OF	OPP. STRENGTH	TEAM	ADJ.	CONF.	ADJ CONF.
Average RPI Loss:	118	RECORD	PCT. RANK	GAMES	SCHEDULE	OF SCHEDULE	RPI	RPI	RPI	RPI
DIV. I ONLY	6- 15	276	0- 3	101	149	224	224	7	7	
DIV. I NON-CONF.	6- 6	160	0- 1	239	220	195	195	8	8	
TOTALS	RPI 1-25	RPI 26-50	W-L RECORDS	RPI 51-100	RPI 101-150	RPI 150+				
6- 15	0- 1	0- 3	OVERALL	1- 4	0- 2	5- 5				
4- 5	0- 0	0- 0	HOME	1- 2	0- 1	3- 2				
2- 9	0- 1	0- 3	AWAY	0- 1	0- 1	2- 3				
0- 1	0- 0	0- 0	NEUTRAL	0- 1	0- 0	0- 0				
6- 6	0- 0	0- 1	NON-CONFERENCE	1- 1	0- 2	5- 2				
4- 1	0- 0	0- 0	HOME	1- 0	0- 1	3- 0				
2- 4	0- 0	0- 1	AWAY	0- 0	0- 1	2- 2				
0- 1	0- 0	0- 0	NEUTRAL	0- 1	0- 0	0- 0				
0- 9	0- 1	0- 2	CONFERENCE	0- 3	0- 0	0- 3				
0- 4	0- 0	0- 0	HOME	0- 2	0- 0	0- 2				
0- 5	0- 1	0- 2	AWAY	0- 1	0- 0	0- 1				
0- 0	0- 0	0- 0	NEUTRAL	0- 0	0- 0	0- 0				

RPI	S	Opponent	Score	RPI	S	Opponent	Score	RPI	S	Opponent	Score	RPI	S	Opponent	Score	Team's RPI: 224
25	A	Duquesne	64 73	33	A	St. Bonaventure	41 66	58	N	Ball St.	54 81	125	H	Buffalo	48 56	
				37	A	George Washington	50 67	68	H	Hofstra	57 56	141	A	Harvard	65 67	
				38	A	Duke	46 70	86	A	Saint Louis	49 69	168	A	Colorado	63 90	
								88	H	Saint Joseph's	58 62	187	A	George Mason	59 64	
								96	H	VCU	66 74	192	H	Rhode Island	79 80	
												204	H	Richmond	68 74	
												208	A	Bryant	86 69	
												218	H	Hartford	63 57	
												272	A	Holy Cross	74 60	
												285	A	Central Conn. St.	68 78	
												323	H	UMass Lowell	84 58	
												346	H	Boston U.	73 56	
LAST 12 Division I GAMES:																
58	N	Ball St.	54 81	86	A	Saint Louis	49 69									
25	A	Duquesne	64 73	33	A	St. Bonaventure	41 66									
187	A	George Mason	59 64	88	H	Saint Joseph's	58 62									
192	H	Rhode Island	79 80	96	H	VCU	66 74									
37	A	George Washington	50 67	323	H	UMass Lowell	84 58									
204	H	Richmond	68 74	218	H	Hartford	63 57									

Non-Div I Games:

Massachusetts

Loss, Non-Conf, S Site, H Home A Away N Neutral

Average RPI Win:	257	WON-LOST	WINNING	LAST 10	STRENGTH OF	OPP. STRENGTH	TEAM	ADJ.	CONF.	ADJ CONF.
Average RPI Loss:	129	RECORD	PCT. RANK	GAMES	SCHEDULE	OF SCHEDULE	RPI	RPI	RPI	RPI
DIV. I ONLY	12- 7	103	2- 0	291	186	152	152	27	27	
DIV. I NON-CONF.	5- 4	138	1- 0	155	52	95	95	26	26	
TOTALS	RPI 1-25	RPI 26-50	W-L RECORDS	RPI 51-100	RPI 101-150	RPI 150+				
12- 7	0- 1	0- 0	OVERALL	0- 3	0- 1	12- 2				
7- 1	0- 0	0- 0	HOME	0- 0	0- 0	7- 1				
4- 6	0- 1	0- 0	AWAY	0- 3	0- 1	4- 1				
1- 0	0- 0	0- 0	NEUTRAL	0- 0	0- 0	1- 0				
5- 4	0- 1	0- 0	NON-CONFERENCE	0- 2	0- 1	5- 0				
2- 0	0- 0	0- 0	HOME	0- 0	0- 0	2- 0				
2- 4	0- 1	0- 0	AWAY	0- 2	0- 1	2- 0				
1- 0	0- 0	0- 0	NEUTRAL	0- 0	0- 0	1- 0				
7- 3	0- 0	0- 0	CONFERENCE	0- 1	0- 0	7- 2				
5- 1	0- 0	0- 0	HOME	0- 0	0- 0	5- 1				
2- 2	0- 0	0- 0	AWAY	0- 1	0- 0	2- 1				
0- 0	0- 0	0- 0	NEUTRAL	0- 0	0- 0	0- 0				

RPI 1-25				RPI 26-50				RPI 51-100				RPI 101+ Team's RPI: 152			
RPI	S	Opponent	Score	RPI	S	Opponent	Score	RPI	S	Opponent	Score	RPI	S	Opponent	Score
3	A	Baylor	46 105					56	A	Chattanooga	53 68	136	A	Ole Miss	56 96
								59	A	Abilene Christian	62 79	159	A	Texas-Arlington	63 57
								82	A	Tulane	55 74	166	A	Louisiana Tech	74 71
												177	H	Northwestern St.	78 74
												228	A	Houston Baptist	71 64
												238	H	Rice	61 53
												244	H	Sam Houston St.	82 79
												250	A	Stephen F. Austin	55 80
												269	N	Dartmouth	78 56
												270	H	La.-Monroe	72 62
												315	H	Southeastern La.	96 79
												316	H	Incarinate Word	55 68
												334	H	A&M-Corpus Christi	72 51
												340	A	New Orleans	77 74
												340	H	New Orleans	92 63
LAST 12 Division I GAMES:															
159	A	Texas-Arlington	63 57	244	H	Sam Houston St.	82 79								
340	H	New Orleans	92 63	59	A	Abilene Christian	62 79								
340	A	New Orleans	77 74	334	H	A&M-Corpus Christi	72 51								
315	H	Southeastern La.	96 79	228	A	Houston Baptist	71 64								
177	H	Northwestern St.	78 74	250	A	Stephen F. Austin	55 80								
316	H	Incarinate Word	55 68	166	A	Louisiana Tech	74 71								

Non-Div I Games: Loyola (LA) 70 69 Louisiana Col. 73 59 Southern-N.O. 97 61

McNeese St.

Loss, Non-Conf, S Site, H Home A Away N Neutral

Average RPI Win:	175	WON-LOST	WINNING	LAST 10	STRENGTH OF	OPP. STRENGTH	TEAM	ADJ.	CONF.	ADJ CONF.
Average RPI Loss:	101	RECORD	PCT. RANK	GAMES	SCHEDULE	OF SCHEDULE	RPI	RPI	RPI	RPI
DIV. I ONLY	12- 10	154	6- 4	108	77	124	124	8	8	
DIV. I NON-CONF.	6- 5	146	1- 0	163	115	156	156	7	7	
TOTALS	RPI 1-25	RPI 26-50	W-L RECORDS	RPI 51-100	RPI 101-150	RPI 150+				
12- 10	0- 2	1- 1	OVERALL	2- 3	3- 1	6- 3				
9- 4	0- 1	1- 1	HOME	1- 1	3- 0	4- 1				
3- 6	0- 1	0- 0	AWAY	1- 2	0- 1	2- 2				
0- 0	0- 0	0- 0	NEUTRAL	0- 0	0- 0	0- 0				
6- 5	0- 0	0- 1	NON-CONFERENCE	1- 2	3- 0	2- 2				
5- 2	0- 0	0- 1	HOME	0- 1	3- 0	2- 0				
1- 3	0- 0	0- 0	AWAY	1- 1	0- 0	0- 2				
0- 0	0- 0	0- 0	NEUTRAL	0- 0	0- 0	0- 0				
6- 5	0- 2	1- 0	CONFERENCE	1- 1	0- 1	4- 1				
4- 2	0- 1	1- 0	HOME	1- 0	0- 0	2- 1				
2- 3	0- 1	0- 0	AWAY	0- 1	0- 1	2- 0				
0- 0	0- 0	0- 0	NEUTRAL	0- 0	0- 0	0- 0				

RPI 1-25				RPI 26-50				RPI 51-100				RPI 101+ Team's RPI: 124			
RPI	S	Opponent	Score	RPI	S	Opponent	Score	RPI	S	Opponent	Score	RPI	S	Opponent	Score
4	A	UConn	40 83	37	H	George Washington	62 68	72	A	Temple	58 82	101	H	Georgetown	57 53
4	H	UConn	46 86	40	H	South Fla.	88 87	82	H	Tulane	83 67	137	H	Southern Ill.	61 58
								84	A	Central Mich.	64 61	149	A	SMU	49 58
								86	H	Saint Louis	57 63	150	H	Illinois	81 75
								99	A	Minnesota	60 70	174	A	Little Rock	53 61
												188	A	Tulsa	69 58
												188	H	Tulsa	59 65
												201	A	Kansas	63 72
												207	A	Cincinnati	64 47
												240	H	Houston	74 57
												251	H	UCF	75 59
												280	H	Jacksonville St.	70 55
												342	H	Eastern Ill.	80 49
LAST 12 Division I GAMES:															
				4	A	UConn	40 83	188	H	Tulsa	59 65				
				251	H	UCF	75 59	207	A	Cincinnati	64 47				
				188	A	Tulsa	69 58	240	H	Houston	74 57				
				40	H	South Fla.	88 87	82	H	Tulane	83 67				
				149	A	SMU	49 58	72	A	Temple	58 82				
				4	H	UConn	46 86	150	H	Illinois	81 75				

Non-Div I Games:

Memphis

■ Loss,
 ■ Non-Conf,
 ■ S Site,
 ■ H Home
 ■ A Away
 N Neutral

Average RPI Win:	253	WON-LOST	WINNING	LAST 10	STRENGTH OF	OPP. STRENGTH	TEAM	ADJ.	CONF.	ADJ CONF.
Average RPI Loss:	83	RECORD	PCT. RANK	GAMES	SCHEDULE	OF SCHEDULE	RPI	RPI	RPI	RPI
DIV. I ONLY	15- 6	61	9- 1	260	204	128	128	17	17	
DIV. I NON-CONF.	8- 5	119	4- 0	220	248	153	153	16	16	
TOTALS	RPI 1-25	RPI 26-50	W-L RECORDS	RPI 51-100	RPI 101-150	RPI 150+				
15- 6	0- 2	0- 0	OVERALL	1- 2	1- 1	13- 1				
6- 3	0- 0	0- 0	HOME	1- 1	0- 1	5- 1				
8- 2	0- 2	0- 0	AWAY	0- 0	1- 0	7- 0				
1- 1	0- 0	0- 0	NEUTRAL	0- 1	0- 0	1- 0				
8- 5	0- 2	0- 0	NON-CONFERENCE	0- 2	0- 1	8- 0				
4- 2	0- 0	0- 0	HOME	0- 1	0- 1	4- 0				
3- 2	0- 2	0- 0	AWAY	0- 0	0- 0	3- 0				
1- 1	0- 0	0- 0	NEUTRAL	0- 1	0- 0	1- 0				
7- 1	0- 0	0- 0	CONFERENCE	1- 0	1- 0	5- 1				
2- 1	0- 0	0- 0	HOME	1- 0	0- 0	1- 1				
5- 0	0- 0	0- 0	AWAY	0- 0	1- 0	4- 0				
0- 0	0- 0	0- 0	NEUTRAL	0- 0	0- 0	0- 0				

RPI 1-25				RPI 26-50				RPI 51-100				RPI 101+ Team's RPI: 128			
RPI	S	Opponent	Score	RPI	S	Opponent	Score	RPI	S	Opponent	Score	RPI	S	Opponent	Score
11	A	Florida St.	36 79					56	H	Chattanooga	67 44	121	A	Samford	63 60
24	A	Georgia	44 57					85	N	Charlotte	62 72	137	H	Southern Ill.	52 55
								86	H	Saint Louis	60 68	153	H	ETSU	53 55
												162	H	Col. of Charleston	66 58
												221	A	Furman	61 50
												277	A	Tennessee Tech	63 47
												279	H	Ga. Southern	62 50
												280	H	Jacksonville St.	46 39
												286	A	Kennesaw St.	72 61
												287	A	UNCG	86 78
												296	A	Western Caro.	92 88
												296	H	Western Caro.	63 42
												302	H	North Florida	68 54
												304	A	Florida A&M	54 50
												311	A	Wofford	70 61
												320	N	Howard	70 53
LAST 12 Division I GAMES:															
296	H	Western Caro.	63 42	296	A	Western Caro.	92 88								
221	A	Furman	61 50	287	A	UNCG	86 78								
311	A	Wofford	70 61	304	A	Florida A&M	54 50								
153	H	ETSU	53 55	302	H	North Florida	68 54								
56	H	Chattanooga	67 44	162	H	Col. of Charleston	66 58								
121	A	Samford	63 60	280	H	Jacksonville St.	46 39								

Non-Div I Games: Faulkner 86 33 Coastal Ga. 87 48

Mercer

Loss, Non-Conf, S Site, H Home A Away N Neutral

Average RPI Win: 166		WON-LOST	WINNING	LAST 10	STRENGTH OF	OPP. STRENGTH	TEAM	ADJ.	CONF.	ADJ CONF.
Average RPI Loss: 32		RECORD	PCT. RANK	GAMES	SCHEDULE	OF SCHEDULE	RPI	RPI	RPI	RPI
DIV. I ONLY		19- 4	20	7- 3	110	53	44	44	5	5
DIV. I NON-CONF.		12- 1	10	2- 0	198	107	45	45	5	5
TOTALS		RPI 1-25	RPI 26-50		W-L RECORDS		RPI 51-100	RPI 101-150	RPI 150+	
19- 4	0- 2	2- 1		OVERALL		3- 1	5- 0	9- 0		
11- 2	0- 1	1- 1		HOME		0- 0	4- 0	6- 0		
7- 1	0- 0	0- 0		AWAY		3- 1	1- 0	3- 0		
1- 1	0- 1	1- 0		NEUTRAL		0- 0	0- 0	0- 0		
12- 1	0- 1	1- 0		NON-CONFERENCE		1- 0	2- 0	8- 0		
8- 0	0- 0	0- 0		HOME		0- 0	2- 0	6- 0		
3- 0	0- 0	0- 0		AWAY		1- 0	0- 0	2- 0		
1- 1	0- 1	1- 0		NEUTRAL		0- 0	0- 0	0- 0		
7- 3	0- 1	1- 1		CONFERENCE		2- 1	3- 0	1- 0		
3- 2	0- 1	1- 1		HOME		0- 0	2- 0	0- 0		
4- 1	0- 0	0- 0		AWAY		2- 1	1- 0	1- 0		
0- 0	0- 0	0- 0		NEUTRAL		0- 0	0- 0	0- 0		

RPI 1-25				RPI 26-50				Team's RPI: 44	RPI 51-100				RPI 101+			
RPI	S	Opponent	Score	RPI	S	Opponent	Score		RPI	S	Opponent	Score	RPI	S	Opponent	Score
3	N	Baylor	81 88	28	H	Syracuse	51 57		85	A	Charlotte	77 70	105	H	Wright St.	80 67
11	H	Florida St.	58 69	35	H	North Carolina St.	73 44		87	A	Virginia	56 76	116	A	North Carolina	76 61
				47	N	Indiana	89 75		90	A	Boston College	67 62	132	H	Wake Forest	71 60
									98	A	Virginia Tech	57 45	146	H	Pittsburgh	79 55
													150	H	Illinois	73 64
													155	A	Loyola Chicago	77 50
													165	A	Old Dominion	61 35
													189	H	Milwaukee	77 38
													232	H	Coppin St.	78 59
													242	A	Clemson	83 49
													258	H	Bethune-Cookman	55 47
													280	H	La Salle	86 58
													310	H	FIU	83 55
													323	H	UMass Lowell	84 53
LAST 12 Division I GAMES:																
90	A	Boston College	67 62	242	A	Clemson	83 49									
28	H	Syracuse	51 57	146	H	Pittsburgh	79 55									
98	A	Virginia Tech	57 45	87	A	Virginia	56 76									
11	H	Florida St.	58 69	35	H	North Carolina St.	73 44									
116	A	North Carolina	76 61	310	H	FIU	83 55									
132	H	Wake Forest	71 60	47	N	Indiana	89 75									

Non-Div I Games:

Miami (FL)

■ Loss,
 ■ Non-Conf, S Site,
 ■ Home
 ■ Away
 N Neutral

[illegible]

Miami (OH)

Page 166

Average RPI Win:	159	WON-LOST	WINNING	LAST 10	STRENGTH OF	OPP. STRENGTH	TEAM	ADJ.	CONF.	ADJ CONF.
Average RPI Loss:	42	RECORD	PCT. RANK	GAMES	SCHEDULE	OF SCHEDULE	RPI	RPI	RPI	RPI
DIV. I ONLY	12- 10	154	4- 6	11	71	73	73	4	4	
DIV. I NON-CONF.	8- 3	77	0- 1	89	181	75	75	4	4	
TOTALS	RPI 1-25	RPI 26-50	W-L RECORDS	RPI 51-100	RPI 101-150	RPI 150+				
12- 10	0- 4	1- 4	OVERALL	2- 1	3- 1	6- 0				
9- 5	0- 3	1- 1	HOME	1- 1	2- 0	5- 0				
3- 5	0- 1	0- 3	AWAY	1- 0	1- 1	1- 0				
0- 0	0- 0	0- 0	NEUTRAL	0- 0	0- 0	0- 0				
8- 3	0- 1	0- 1	NON-CONFERENCE	0- 0	2- 1	6- 0				
7- 1	0- 1	0- 0	HOME	0- 0	2- 0	5- 0				
1- 2	0- 0	0- 1	AWAY	0- 0	0- 1	1- 0				
0- 0	0- 0	0- 0	NEUTRAL	0- 0	0- 0	0- 0				
4- 7	0- 3	1- 3	CONFERENCE	2- 1	1- 0	0- 0				
2- 4	0- 2	1- 1	HOME	1- 1	0- 0	0- 0				
2- 3	0- 1	0- 2	AWAY	1- 0	1- 0	0- 0				
0- 0	0- 0	0- 0	NEUTRAL	0- 0	0- 0	0- 0				

RPI 1-25				RPI 26-50				RPI 51-100				RPI 101+			
RPI	S	Opponent	Score	RPI	S	Opponent	Score	RPI	S	Opponent	Score	RPI	S	Opponent	Score
6	H	Ohio St.	93 97	36	H	Purdue	63 65	67	H	Nebraska	81 93	122	A	Eastern Mich.	63 64
8	H	UCLA	77 86	46	A	Iowa	69 85	99	A	Minnesota	93 86	133	H	Xavier	92 54
14	H	Maryland	67 74	46	H	Iowa	82 75	99	H	Minnesota	92 76	138	A	Penn St.	91 87
19	A	Michigan St.	64 85	47	A	Indiana	69 77					146	H	Pittsburgh	82 45
				50	A	Princeton	57 74					161	H	Oral Roberts	61 44
												181	A	Detroit	88 61
												214	H	Binghamton	90 62
												218	H	Hartford	83 47
												230	H	USC Upstate	119 61
												245	H	Miami (OH)	97 55
LAST 12 Division I GAMES:															
19	A	Michigan St.	64 85	14	H	Maryland	67 74								
99	H	Minnesota	92 76	99	A	Minnesota	93 86								
46	A	Iowa	69 85	46	H	Iowa	82 75								
67	H	Nebraska	81 93	47	A	Indiana	69 77								
6	H	Ohio St.	93 97	36	H	Purdue	63 65								
138	A	Penn St.	91 87	122	A	Eastern Mich.	63 64								

Non-Div I Games:

Michigan

■ Loss,
■ Non-Conf,
■ S Site,
■ H Home
■ A Away
N Neutral

Average RPI Win:	127	WON-LOST	WINNING	LAST 10	STRENGTH OF	OPP. STRENGTH	TEAM	ADJ.	CONF.	ADJ CONF.
Average RPI Loss:	17	RECORD	PCT. RANK	GAMES	SCHEDULE	OF SCHEDULE	RPI	RPI	RPI	RPI
DIV. I ONLY	17- 4	33	8- 2	59	8	19	19	4	4	
DIV. I NON-CONF.	9- 2	37	2- 0	65	38	29	29	4	4	
TOTALS	RPI 1-25	RPI 26-50	W-L RECORDS	RPI 51-100	RPI 101-150	RPI 150+				
17- 4	1- 3	3- 1	OVERALL	2- 0	2- 0	9- 0				
11- 1	1- 1	3- 0	HOME	2- 0	1- 0	4- 0				
5- 2	0- 1	0- 1	AWAY	0- 0	1- 0	4- 0				
1- 1	0- 1	0- 0	NEUTRAL	0- 0	0- 0	1- 0				
9- 2	1- 2	0- 0	NON-CONFERENCE	0- 0	1- 0	7- 0				
5- 1	1- 1	0- 0	HOME	0- 0	1- 0	3- 0				
3- 0	0- 0	0- 0	AWAY	0- 0	0- 0	3- 0				
1- 1	0- 1	0- 0	NEUTRAL	0- 0	0- 0	1- 0				
8- 2	0- 1	3- 1	CONFERENCE	2- 0	1- 0	2- 0				
6- 0	0- 0	3- 0	HOME	2- 0	0- 0	1- 0				
2- 2	0- 1	0- 1	AWAY	0- 0	1- 0	1- 0				
0- 0	0- 0	0- 0	NEUTRAL	0- 0	0- 0	0- 0				

RPI 1-25				Team's RPI: 19	RPI 26-50				RPI 51-100				RPI 101+						
RPI	S	Opponent	Score		RPI	S	Opponent	Score		RPI	S	Opponent	Score		RPI	S	Opponent	Score	
3	N	Baylor	76	84	36	H	Purdue	68	56	73	H	Michigan	85	64	119	H	Western Mich.	78	40
6	A	Ohio St.	80	85	46	H	Iowa	80	73	79	H	Northwestern	74	51	138	A	Penn St.	71	55
12	H	Louisville	78	85	47	A	Indiana	65	81						155	H	Loyola Chicago	76	47
24	H	Georgia	66	45	48	H	Rutgers	59	48						157	A	Wisconsin	77	54
															157	H	Wisconsin	77	67
															170	A	Davidson	73	44
															176	H	Idaho St.	79	60
															181	H	Detroit	81	42
															190	A	Oakland	82	62
															199	A	Northeastern	77	51
															207	N	Cincinnati	103	63
LAST 12 Division I GAMES:																			
					73	H	Michigan	85	64	79	H	Northwestern	74	51					
					157	A	Wisconsin	77	54	138	A	Penn St.	71	55					
					36	H	Purdue	68	56	157	H	Wisconsin	77	67					
					48	H	Rutgers	59	48	6	A	Ohio St.	80	85					
					46	H	Iowa	80	73	181	H	Detroit	81	42					
					47	A	Indiana	65	81	199	A	Northeastern	77	51					

Non-Div I Games:

Michigan St.

Loss, Non-Conf, S Site, H Home A Away N Neutral

Middle Tenn.

Through Games Of Feb. 4, 2016

Average RPI Win:	177	WON-LOST	WINNING	LAST 10	STRENGTH OF	OPP. STRENGTH	TEAM	ADJ.	CONF.	ADJ CONF.
Average RPI Loss:	78	RECORD	PCT. RANK	GAMES	SCHEDULE	OF SCHEDULE	RPI	RPI	RPI	RPI
DIV. I ONLY	14- 7	85	8- 2	88	93	74	74	11	11	
DIV. I NON-CONF.	6- 5	146	1- 1	109	74	118	118	10	10	
TOTALS	RPI 1-25	RPI 26-50	W-L RECORDS	RPI 51-100	RPI 101-150	RPI 150+				
14- 7	0- 1	0- 2	OVERALL	3- 2	4- 1	7- 1				
7- 3	0- 1	0- 0	HOME	3- 1	2- 0	2- 1				
7- 3	0- 0	0- 1	AWAY	0- 0	2- 0	5- 0				
0- 1	0- 0	0- 0	NEUTRAL	0- 0	0- 1	0- 0				
6- 5	0- 1	0- 1	NON-CONFERENCE	1- 2	2- 1	3- 0				
3- 2	0- 1	0- 0	HOME	1- 1	1- 0	1- 0				
3- 2	0- 0	0- 1	AWAY	0- 1	1- 0	2- 0				
0- 1	0- 0	0- 0	NEUTRAL	0- 0	0- 1	0- 0				
8- 2	0- 0	0- 1	CONFERENCE	2- 0	2- 0	4- 1				
4- 1	0- 0	0- 0	HOME	2- 0	1- 0	1- 1				
4- 1	0- 0	0- 1	AWAY	0- 0	1- 0	3- 0				
0- 0	0- 0	0- 0	NEUTRAL	0- 0	0- 0	0- 0				

RPI 1-25				RPI 26-50				RPI 51-100				Team's RPI: 74	RPI 101+			
RPI	S	Opponent	Score	RPI	S	Opponent	Score	RPI	S	Opponent	Score		RPI	S	Opponent	Score
16	H	Kentucky	52 68	32	A	Ohio	49 72	54	H	Western Ky.	83 75		131	N	Alabama	46 64
				34	A	UTEP	73 84	84	A	Central Mich.	59 81		133	A	Xavier	62 53
								85	H	Charlotte	72 67		135	H	Marshall	65 54
								87	H	Virginia	66 70		136	H	Ole Miss	84 75
								97	H	Missouri St.	70 54		145	A	Fla. Atlantic	83 73
													165	H	Old Dominion	58 61
													183	H	UAB	68 40
													196	A	North Texas	76 52
													231	A	UTSA	74 63
													238	A	Rice	61 60
													255	A	Austin Peay	86 55
													277	H	Tennessee Tech	69 53
													319	A	Nevada	90 46
LAST 12 Division I GAMES:																
145	A	Fla. Atlantic	83 73	85	H	Charlotte	72 67	231	A	UTSA	74 63					
54	H	Western Ky.	83 75	34	A	UTEP	73 84	183	H	UAB	68 40					
135	H	Marshall	65 54	32	A	Ohio	49 72	277	H	Tennessee Tech	69 53					
238	A	Rice	61 60													
196	A	North Texas	76 52													
165	H	Old Dominion	58 61													

Non-Div I Games:

Middle Tenn.

■ Loss,
■ Non-Conf, S Site,
■ Home
■ Away
N Neutral

Average RPI Win:	253	WON-LOST	WINNING	LAST 10	STRENGTH OF	OPP. STRENGTH	TEAM	ADJ.	CONF.	ADJ CONF.
Average RPI Loss:	119	RECORD	PCT. RANK	GAMES	SCHEDULE	OF SCHEDULE	RPI	RPI	RPI	RPI
DIV. I ONLY	12- 8	117	7- 3	286	171	189	189	14	14	
DIV. I NON-CONF.	6- 5	146	2- 1	343	207	268	268	14	14	
TOTALS	RPI 1-25	RPI 26-50	W-L RECORDS	RPI 51-100	RPI 101-150	RPI 150+				
12- 8	0- 1	0- 1	OVERALL	0- 2	2- 2	10- 2				
6- 4	0- 1	0- 0	HOME	0- 1	0- 0	6- 2				
5- 4	0- 0	0- 1	AWAY	0- 1	2- 2	3- 0				
1- 0	0- 0	0- 0	NEUTRAL	0- 0	0- 0	1- 0				
6- 5	0- 0	0- 1	NON-CONFERENCE	0- 2	0- 1	6- 1				
3- 2	0- 0	0- 0	HOME	0- 1	0- 0	3- 1				
2- 3	0- 0	0- 1	AWAY	0- 1	0- 1	2- 0				
1- 0	0- 0	0- 0	NEUTRAL	0- 0	0- 0	1- 0				
6- 3	0- 1	0- 0	CONFERENCE	0- 0	2- 1	4- 1				
3- 2	0- 1	0- 0	HOME	0- 0	0- 0	3- 1				
3- 1	0- 0	0- 0	AWAY	0- 0	2- 1	1- 0				
0- 0	0- 0	0- 0	NEUTRAL	0- 0	0- 0	0- 0				

RPI 1-25				RPI 26-50				RPI 51-100				RPI 101+ Team's RPI: 189			
RPI	S	Opponent	Score	RPI	S	Opponent	Score	RPI	S	Opponent	Score	RPI	S	Opponent	Score
23	H	Green Bay	42 63	44	A	Miami (FL)	38 77	77	H	Marquette	81 101	105	A	Wright St.	82 60
								79	A	Northwestern	44 69	106	A	Youngstown St.	67 69
												145	A	Fla. Atlantic	67 71
												147	A	Northern Ky.	86 60
												181	H	Detroit	79 89
												190	H	Oakland	77 64
												202	H	Valparaiso	82 60
												219	H	Ill.-Chicago	54 53
												264	H	Northern Ill.	73 58
												280	N	La Salle	69 53
												300	H	Denver	49 56
												307	A	Cleveland St.	62 46
												308	H	UMKC	70 48
												332	H	IPFW	73 60
												336	A	Chicago St.	55 48
												342	A	Eastern Ill.	82 71
LAST 12 Division I GAMES:															
190	H	Oakland	77 64	307	A	Cleveland St.	62 46								
181	H	Detroit	79 89	106	A	Youngstown St.	67 69								
147	A	Northern Ky.	86 60	336	A	Chicago St.	55 48								
105	A	Wright St.	82 60	23	H	Green Bay	42 63								
202	H	Valparaiso	82 60	332	H	IPFW	73 60								
219	H	Ill.-Chicago	54 53	77	H	Marquette	81 101								

Non-Div I Games:

Milwaukee

■ Loss,
 ■ Non-Conf, S Site,
 ■ Home
 ■ Away
 N Neutral

Average RPI Win:	173	WON-LOST	WINNING	LAST 10	STRENGTH OF	OPP. STRENGTH	TEAM	ADJ.	CONF.	ADJ CONF.
Average RPI Loss:	71	RECORD	PCT. RANK	GAMES	SCHEDULE	OF SCHEDULE	RPI	RPI	RPI	RPI
DIV. I ONLY	15- 7	79	7- 3	187	23	99	99	4	4	
DIV. I NON-CONF.	8- 3	77	1- 0	254	191	141	141	4	4	
TOTALS	RPI 1-25	RPI 26-50	W-L RECORDS	RPI 51-100	RPI 101-150	RPI 150+				
15- 7	0- 0	2- 3	OVERALL	2- 3	4- 0	7- 1				
11- 2	0- 0	2- 0	HOME	2- 1	3- 0	4- 1				
3- 4	0- 0	0- 3	AWAY	0- 1	1- 0	2- 0				
1- 1	0- 0	0- 0	NEUTRAL	0- 1	0- 0	1- 0				
8- 3	0- 0	0- 1	NON-CONFERENCE	1- 1	1- 0	6- 1				
6- 1	0- 0	0- 0	HOME	1- 0	1- 0	4- 1				
1- 1	0- 0	0- 1	AWAY	0- 0	0- 0	1- 0				
1- 1	0- 0	0- 0	NEUTRAL	0- 1	0- 0	1- 0				
7- 4	0- 0	2- 2	CONFERENCE	1- 2	3- 0	1- 0				
5- 1	0- 0	2- 0	HOME	1- 1	2- 0	0- 0				
2- 3	0- 0	0- 2	AWAY	0- 1	1- 0	1- 0				
0- 0	0- 0	0- 0	NEUTRAL	0- 0	0- 0	0- 0				

RPI S	Opponent	Score	RPI S	Opponent	Score	RPI S	Opponent	Score	RPI S	Opponent	Score
			36 A	Purdue	72 84	62 N	Auburn	79 81	124 H	Memphis	70 60
			38 A	Duke	64 84	73 A	Michigan	76 92	138 H	Penn St.	98 85
			47 H	Indiana	78 76	73 H	Michigan	86 93	150 A	Illinois	106 75
			48 A	Rutgers	55 66	79 H	Northwestern	95 92	150 H	Illinois	82 77
			48 H	Rutgers	85 72	93 H	Maine	91 64	151 H	North Dakota	57 47
									157 A	Wisconsin	84 77
									169 H	New Mexico	53 72
									197 N	Stetson	72 69
									284 H	Towson	105 86
									311 H	Wofford	98 54
									330 A	Kent St.	85 73
									337 H	NJIT	83 50
LAST 12 Division I GAMES:											
48 H	Rutgers	85 72	36 A	Purdue	72 84						
73 A	Michigan	76 92	73 H	Michigan	86 93						
150 H	Illinois	82 77	150 A	Illinois	106 75						
157 A	Wisconsin	84 77	138 H	Penn St.	98 85						
79 H	Northwestern	95 92	48 A	Rutgers	55 66						
47 H	Indiana	78 76	337 H	NJIT	83 50						

Non-Div I Games:

Minnesota

Average RPI Win:	160	WON-LOST	WINNING	LAST 10	STRENGTH OF	OPP. STRENGTH	TEAM	ADJ.	CONF.	ADJ CONF.
Average RPI Loss:	17	RECORD	PCT. RANK	GAMES	SCHEDULE	OF SCHEDULE	RPI	RPI	RPI	RPI
DIV. I ONLY	20- 4	19	7- 3	94	67	29	29	2	2	
DIV. I NON-CONF.	13- 1	9	2- 0	226	219	49	49	2	2	
TOTALS	RPI 1-25	RPI 26-50	W-L RECORDS	RPI 51-100	RPI 101-150	RPI 150+				
20- 4	2- 3	1- 1	OVERALL	2- 0	8- 0	7- 0				
12- 1	1- 1	0- 0	HOME	1- 0	4- 0	6- 0				
4- 3	1- 2	0- 1	AWAY	0- 0	2- 0	1- 0				
4- 0	0- 0	1- 0	NEUTRAL	1- 0	2- 0	0- 0				
13- 1	0- 1	1- 0	NON-CONFERENCE	1- 0	4- 0	7- 0				
8- 0	0- 0	0- 0	HOME	0- 0	2- 0	6- 0				
1- 1	0- 1	0- 0	AWAY	0- 0	0- 0	1- 0				
4- 0	0- 0	1- 0	NEUTRAL	1- 0	2- 0	0- 0				
7- 3	2- 2	0- 1	CONFERENCE	1- 0	4- 0	0- 0				
4- 1	1- 1	0- 0	HOME	1- 0	2- 0	0- 0				
3- 2	1- 1	0- 1	AWAY	0- 0	2- 0	0- 0				
0- 0	0- 0	0- 0	NEUTRAL	0- 0	0- 0	0- 0				

RPI S	Opponent	Score	RPI S	Opponent	Score	Team's RPI: 29	RPI S	Opponent	Score	RPI S	Opponent	Score
2	H South Carolina	51 57	31	A Missouri	54 66		62	H Auburn	60 45	114	A LSU	71 52
9	A Texas	47 53	40	N South Fla.	68 58		69	N FGCU	65 60	119	N Western Mich.	90 68
13	H Tennessee	65 63								121	H Samford	68 47
22	A Florida	76 70								134	H Southern Miss.	78 65
24	A Georgia	43 47								136	H Ole Miss	79 51
										139	A Arkansas	65 55
										139	H Arkansas	80 55
										149	N SMU	72 70
										166	A Louisiana Tech	93 63
										217	H Grambling	107 43
										249	H Tennessee St.	82 54
										294	H Savannah St.	92 25
										315	H Southeastern La.	81 41
										347	H Mississippi Val.	109 37
										349	H Norfolk St.	92 34
LAST 12 Division I GAMES:												
114	A LSU	71 52	31	A Missouri	54 66							
139	A Arkansas	65 55	139	H Arkansas	80 55							
13	H Tennessee	65 63	62	H Auburn	60 45							
2	H South Carolina	51 57	22	A Florida	76 70							
24	A Georgia	43 47	40	N South Fla.	68 58							
136	H Ole Miss	79 51	315	H Southeastern La.	81 41							

Non-Div I Games:

Mississippi St.

■ Loss,
■ Non-Conf,
■ S Site,
■ H Home
■ A Away
N Neutral

Average RPI Win:	333	WON-LOST	WINNING	LAST 10	STRENGTH OF	OPP. STRENGTH	TEAM	ADJ.	CONF.	ADJ CONF.
Average RPI Loss:	209	RECORD	PCT. RANK	GAMES	SCHEDULE	OF SCHEDULE	RPI	RPI	RPI	RPI
DIV. I ONLY	1- 16	346	1- 9	309	301	347	347	32	32	
DIV. I NON-CONF.	0- 8	338	0- 2	161	82	320	320	31	31	
TOTALS	RPI 1-25	RPI 26-50	W-L RECORDS	RPI 51-100	RPI 101-150	RPI 150+				
1- 16	0- 0	0- 1	OVERALL	0- 1	0- 4	1- 10				
1- 4	0- 0	0- 0	HOME	0- 0	0- 0	1- 4				
0- 11	0- 0	0- 1	AWAY	0- 1	0- 4	0- 5				
0- 1	0- 0	0- 0	NEUTRAL	0- 0	0- 0	0- 1				
0- 8	0- 0	0- 1	NON-CONFERENCE	0- 1	0- 4	0- 2				
0- 0	0- 0	0- 0	HOME	0- 0	0- 0	0- 0				
0- 7	0- 0	0- 1	AWAY	0- 1	0- 4	0- 1				
0- 1	0- 0	0- 0	NEUTRAL	0- 0	0- 0	0- 1				
1- 8	0- 0	0- 0	CONFERENCE	0- 0	0- 0	1- 8				
1- 4	0- 0	0- 0	HOME	0- 0	0- 0	1- 4				
0- 4	0- 0	0- 0	AWAY	0- 0	0- 0	0- 4				
0- 0	0- 0	0- 0	NEUTRAL	0- 0	0- 0	0- 0				

RPI	S	Opponent	Score	RPI	S	Opponent	Score	RPI	S	Opponent	Score	RPI	S	Opponent	Score	Team's RPI: 347
29	A	Mississippi St.	37	109	52	A	Vanderbilt	39	89	131	A	Alabama	35	98		
										134	A	Southern Miss.	55	71		
										136	A	Ole Miss	61	97		
										139	A	Arkansas	46	86		
										183	A	UAB	33	80		
										186	H	Southern U.	36	99		
										217	H	Grambling	52	65		
										256	A	Texas Southern	38	76		
										268	A	Prairie View	57	80		
										291	A	Alabama St.	50	100		
										322	N	Nicholls St.	54	63		
										325	H	Jackson St.	46	72		
										327	H	Alcorn	66	81		
										333	H	Ark.-Pine Bluff	62	60		
										344	A	Alabama A&M	68	79		
LAST 12 Division I GAMES:																
217	H	Grambling	52	65	344	A	Alabama A&M	68	79							
325	H	Jackson St.	46	72	291	A	Alabama St.	50	100							
268	A	Prairie View	57	80	333	H	Ark.-Pine Bluff	62	60							
256	A	Texas Southern	38	76	139	A	Arkansas	46	86							
186	H	Southern U.	36	99	183	A	UAB	33	80							
327	H	Alcorn	66	81	322	N	Nicholls St.	54	63							

Non-Div I Games: Philander Smith 64 53 Blue Mountain 72 67

Mississippi Val.

■ Loss,
 ■ Non-Conf,
 ■ S Site,
 ■ H Home
 ■ A Away
 N Neutral

Average RPI Win: 149		WON-LOST	WINNING	LAST 10	STRENGTH OF	OPP. STRENGTH	TEAM	ADJ.	CONF.	ADJ CONF.
Average RPI Loss: 39		RECORD	PCT. RANK	GAMES	SCHEDULE	OF SCHEDULE	RPI	RPI	RPI	RPI
DIV. I ONLY		18- 5	38	5- 5	68	28	31	31	2	2
DIV. I NON-CONF.		13- 0	1	2- 0	224	116	27	27	2	2
TOTALS		RPI 1-25	RPI 26-50		W-L RECORDS		RPI 51-100	RPI 101-150	RPI 150+	
18- 5	2- 4	2- 0		OVERALL		2- 0	4- 1	8- 0		
11- 2	1- 2	1- 0		HOME		1- 0	3- 0	5- 0		
6- 3	1- 1	1- 0		AWAY		1- 0	1- 0	2- 0		
1- 0	0- 0	0- 0		NEUTRAL		0- 0	0- 0	1- 0		
13- 0	0- 0	1- 0		NON-CONFERENCE		2- 0	2- 0	8- 0		
8- 0	0- 0	0- 0		HOME		1- 0	2- 0	5- 0		
4- 0	0- 0	1- 0		AWAY		1- 0	0- 0	2- 0		
1- 0	0- 0	0- 0		NEUTRAL		0- 0	0- 0	1- 0		
5- 5	2- 4	1- 0		CONFERENCE		0- 0	2- 1	0- 0		
3- 2	1- 2	1- 0		HOME		0- 0	1- 0	0- 0		
2- 3	1- 2	0- 0		AWAY		0- 0	1- 1	0- 0		
0- 0	0- 0	0- 0		NEUTRAL		0- 0	0- 0	0- 0		

RPI 1-25				RPI 26-50				Team's RPI: 31	RPI 51-100				RPI 101+			
RPI	S	Opponent	Score	RPI	S	Opponent	Score		RPI	S	Opponent	Score	RPI	S	Opponent	Score
2	A	South Carolina	58 83	29	H	Mississippi St.	66 54		85	H	Charlotte	88 71	114	H	LSU	52 46
13	H	Tennessee	55 71	42	A	St. Mary's (CA)	95 78		97	A	Missouri St.	71 55	132	H	Wake Forest	94 81
17	A	Texas A&M	77 81										136	A	Ole Miss	60 46
22	H	Florida	79 64										139	A	Arkansas	52 64
24	A	Georgia	54 48										144	H	SIUE	75 46
24	H	Georgia	50 65										167	H	Texas St.	82 56
													168	A	Colorado	79 75
													178	H	Southeast Mo. St.	74 32
													199	N	Northeastern	69 56
													248	H	Loyola Marymount	80 48
													273	H	Lamar	91 57
													290	A	Wichita St.	57 37
													333	H	Ark.-Pine Bluff	85 34
LAST 12 Division I GAMES:																
24	H	Georgia	50 65	29	H	Mississippi St.	66 54		2	A	South Carolina	58 83				
136	A	Ole Miss	60 46						24	A	Georgia	54 48				
114	H	LSU	52 46						13	H	Tennessee	55 71				
22	H	Florida	79 64						85	H	Charlotte	88 71				
17	A	Texas A&M	77 81						167	H	Texas St.	82 56				
139	A	Arkansas	52 64													

Non-Div I Games:

Missouri

Average RPI Win:	212	WON-LOST	WINNING	LAST 10	STRENGTH OF	OPP. STRENGTH	TEAM	ADJ.	CONF.	ADJ CONF.
Average RPI Loss:	62	RECORD	PCT. RANK	GAMES	SCHEDULE	OF SCHEDULE	RPI	RPI	RPI	RPI
DIV. I ONLY	13- 7	93	8- 2	134	113	97	97	21	21	
DIV. I NON-CONF.	6- 5	146	2- 1	30	28	81	81	17	17	
TOTALS	RPI 1-25	RPI 26-50	W-L RECORDS	RPI 51-100	RPI 101-150	RPI 150+				
13- 7	0- 2	0- 1	OVERALL	0- 2	3- 2	10- 0				
4- 4	0- 1	0- 1	HOME	0- 0	1- 2	3- 0				
8- 1	0- 0	0- 0	AWAY	0- 1	2- 0	6- 0				
1- 2	0- 1	0- 0	NEUTRAL	0- 1	0- 0	1- 0				
6- 5	0- 2	0- 1	NON-CONFERENCE	0- 2	2- 0	4- 0				
2- 2	0- 1	0- 1	HOME	0- 0	0- 0	2- 0				
3- 1	0- 0	0- 0	AWAY	0- 1	2- 0	1- 0				
1- 2	0- 1	0- 0	NEUTRAL	0- 1	0- 0	1- 0				
7- 2	0- 0	0- 0	CONFERENCE	0- 0	1- 2	6- 0				
2- 2	0- 0	0- 0	HOME	0- 0	1- 2	1- 0				
5- 0	0- 0	0- 0	AWAY	0- 0	0- 0	5- 0				
0- 0	0- 0	0- 0	NEUTRAL	0- 0	0- 0	0- 0				

RPI 1-25				RPI 26-50				RPI 51-100 Team's RPI: 97				RPI 101+			
RPI	S	Opponent	Score	RPI	S	Opponent	Score	RPI	S	Opponent	Score	RPI	S	Opponent	Score
5	N	Stanford	65 82	31	H	Missouri	55 71	74	A	Middle Tenn.	54 70	104	H	Drake	75 82
15	H	Oklahoma St.	55 74					93	N	Maine	65 69	112	H	UNI	60 65
												136	A	Ole Miss	91 78
												137	H	Southern Ill.	82 77
												139	A	Arkansas	69 54
												155	A	Loyola Chicago	73 62
												161	H	Oral Roberts	72 64
												174	A	Little Rock	64 58
												184	N	Marist	77 45
												213	H	Eastern Ky.	87 63
												241	A	Indiana St.	59 51
												290	A	Wichita St.	77 57
												301	A	Bradley	55 44
												306	H	Evansville	77 70
												317	A	Illinois St.	73 51
LAST 12 Division I GAMES:															
290	A	Wichita St.	77 57	104	H	Drake	75 82								
137	H	Southern Ill.	82 77	241	A	Indiana St.	59 51								
306	H	Evansville	77 70	317	A	Illinois St.	73 51								
155	A	Loyola Chicago	73 62	174	A	Little Rock	64 58								
301	A	Bradley	55 44	74	A	Middle Tenn.	54 70								
112	H	UNI	60 65	161	H	Oral Roberts	72 64								

Non-Div I Games: MidAmerica Naz. 88 61

Missouri St.

■ Loss,
 ■ Non-Conf,
 ■ S Site,
 ■ Home
 ■ A Away
 N Neutral

Average RPI Win:	255	WON-LOST	WINNING	LAST 10	STRENGTH OF	OPP. STRENGTH	TEAM	ADJ.	CONF.	ADJ CONF.
Average RPI Loss:	201	RECORD	PCT. RANK	GAMES	SCHEDULE	OF SCHEDULE	RPI	RPI	RPI	RPI
DIV. I ONLY	7- 14	257	4- 6	297	302	297	297	23	23	
DIV. I NON-CONF.	2- 7	280	1- 1	328	324	340	340	24	24	
TOTALS	RPI 1-25	RPI 26-50	W-L RECORDS	RPI 51-100	RPI 101-150	RPI 150+				
7- 14	0- 0	0- 1	OVERALL	0- 0	1- 3	6- 10				
5- 6	0- 0	0- 0	HOME	0- 0	1- 2	4- 4				
2- 8	0- 0	0- 1	AWAY	0- 0	0- 1	2- 6				
0- 0	0- 0	0- 0	NEUTRAL	0- 0	0- 0	0- 0				
2- 7	0- 0	0- 1	NON-CONFERENCE	0- 0	0- 1	2- 5				
1- 3	0- 0	0- 0	HOME	0- 0	0- 1	1- 2				
1- 4	0- 0	0- 1	AWAY	0- 0	0- 0	1- 3				
0- 0	0- 0	0- 0	NEUTRAL	0- 0	0- 0	0- 0				
5- 7	0- 0	0- 0	CONFERENCE	0- 0	1- 2	4- 5				
4- 3	0- 0	0- 0	HOME	0- 0	1- 1	3- 2				
1- 4	0- 0	0- 0	AWAY	0- 0	0- 1	1- 3				
0- 0	0- 0	0- 0	NEUTRAL	0- 0	0- 0	0- 0				

RPI 1-25			RPI 26-50			RPI 51-100			RPI 101+ Team's RPI: 297		
RPI	S	Opponent	Score	RPI	S	Opponent	Score	RPI	S	Opponent	Score
				50	A	Princeton	70 81				
								</			

Non-Div I Games:

Monmouth

■ Loss,
 ■ Non-Conf,
 S Site,
 ■ Home
 ■ Away
 N Neutral

Average RPI Win: 227	WON-LOST	WINNING	LAST 10	STRENGTH OF	OPP. STRENGTH	TEAM	ADJ.	CONF.	ADJ CONF.
Average RPI Loss: 176	RECORD	PCT. RANK	GAMES	SCHEDULE	OF SCHEDULE	RPI	RPI	RPI	RPI
DIV. I ONLY	11- 9	144	5- 5	288	190	216	216	18	18
DIV. I NON-CONF.	6- 4	125	2- 0	256	223	188	188	19	19
TOTALS	RPI 1-25	RPI 26-50	W-L RECORDS	RPI 51-100	RPI 101-150	RPI 150+			
11- 9	0- 0	0- 0	OVERALL	1- 1	2- 1	8- 7			
9- 2	0- 0	0- 0	HOME	0- 0	2- 0	7- 2			
1- 7	0- 0	0- 0	AWAY	0- 1	0- 1	1- 5			
1- 0	0- 0	0- 0	NEUTRAL	1- 0	0- 0	0- 0			
6- 4	0- 0	0- 0	NON-CONFERENCE	1- 1	2- 0	3- 3			
5- 1	0- 0	0- 0	HOME	0- 0	2- 0	3- 1			
0- 3	0- 0	0- 0	AWAY	0- 1	0- 0	0- 2			
1- 0	0- 0	0- 0	NEUTRAL	1- 0	0- 0	0- 0			
5- 5	0- 0	0- 0	CONFERENCE	0- 0	0- 1	5- 4			
4- 1	0- 0	0- 0	HOME	0- 0	0- 0	4- 1			
1- 4	0- 0	0- 0	AWAY	0- 0	0- 1	1- 3			
0- 0	0- 0	0- 0	NEUTRAL	0- 0	0- 0	0- 0			

RPI S	Opponent	Score	RPI S	Opponent	Score	RPI S	Opponent	Score	RPI S	Opponent	Score
						61 A	Colorado St.	43 75	130 A	Idaho	61 78
						75 N	Drexel	58 50	142 H	Pacific	64 54
									145 H	Fla. Atlantic	83 69
									151 H	North Dakota	59 61
									163 A	Montana St.	52 61
									179 H	Northern Colo.	58 46
									180 A	Eastern Wash.	65 67
									209 A	Lehigh	53 80
									211 A	Sacramento St.	75 83
									211 H	Sacramento St.	90 83
									225 H	Utah St.	86 70
									236 H	Seattle	44 58
									246 A	Wyoming	61 68
									259 H	Northern Ariz.	81 58
									271 H	Portland	90 67
									318 A	Portland St.	79 58
									328 H	Southern Utah	66 60
									341 H	Cal St. Fullerton	86 51
LAST 12 Division I GAMES:											
211 H	Sacramento St.	90 83	211 A	Sacramento St.	75 83						
163 A	Montana St.	52 61	318 A	Portland St.	79 58						
180 A	Eastern Wash.	65 67	328 H	Southern Utah	66 60						
130 A	Idaho	61 78	259 H	Northern Ariz.	81 58						
151 H	North Dakota	59 61	225 H	Utah St.	86 70						
179 H	Northern Colo.	58 46	145 H	Fla. Atlantic	83 69						

Non-Div I Games: Mont. St.-Northern 80 32

Montana

Loss, Non-Conf, S Site, H Home A Away N Neutral

Average RPI Win:	256	WON-LOST	WINNING	LAST 10	STRENGTH OF	OPP. STRENGTH	TEAM	ADJ.	CONF.	ADJ CONF.
Average RPI Loss:	156	RECORD	PCT. RANK	GAMES	SCHEDULE	OF SCHEDULE	RPI	RPI	RPI	RPI
DIV. I ONLY	14- 5	53	9- 1	339	184	163	163	18	18	
DIV. I NON-CONF.	5- 4	138	0- 1	335	234	236	236	19	19	
TOTALS	RPI 1-25	RPI 26-50	W-L RECORDS	RPI 51-100	RPI 101-150	RPI 150+				
14- 5	0- 0	0- 0	OVERALL	0- 2	1- 0	13- 3				
8- 1	0- 0	0- 0	HOME	0- 1	0- 0	8- 0				
5- 4	0- 0	0- 0	AWAY	0- 1	1- 0	4- 3				
1- 0	0- 0	0- 0	NEUTRAL	0- 0	0- 0	1- 0				
5- 4	0- 0	0- 0	NON-CONFERENCE	0- 2	0- 0	5- 2				
2- 1	0- 0	0- 0	HOME	0- 1	0- 0	2- 0				
2- 3	0- 0	0- 0	AWAY	0- 1	0- 0	2- 2				
1- 0	0- 0	0- 0	NEUTRAL	0- 0	0- 0	1- 0				
9- 1	0- 0	0- 0	CONFERENCE	0- 0	1- 0	8- 1				
6- 0	0- 0	0- 0	HOME	0- 0	0- 0	6- 0				
3- 1	0- 0	0- 0	AWAY	0- 0	1- 0	2- 1				
0- 0	0- 0	0- 0	NEUTRAL	0- 0	0- 0	0- 0				

RPI S	Opponent	Score	RPI S	Opponent	Score	RPI S	Opponent	Score	RPI S	Opponent	Score	Team's RPI: 163
						70	H San Diego	49 62	130	A Idaho	62 59	
						89	A Gonzaga	52 65	151	H North Dakota	69 61	
									179	H Northern Colo.	66 58	
									180	A Eastern Wash.	69 81	
									193	A Cal Poly	57 66	
									211	A Sacramento St.	80 79	
									216	H Montana	61 52	
									236	A Seattle	80 51	
									246	A Wyoming	69 75	
									259	H Northern Ariz.	86 77	
									271	H Portland	86 57	
									306	N Evansville	81 55	
									318	A Portland St.	106 59	
									318	H Portland St.	74 64	
									319	A Nevada	66 53	
									328	H Southern Utah	86 59	
									341	H Cal St. Fullerton	89 66	
LAST 12 Division I GAMES:												
318	H	Portland St.	74	64	318	A	Portland St.	106	59			
216	H	Montana	61	52	211	A	Sacramento St.	80	79			
130	A	Idaho	62	59	259	H	Northern Ariz.	86	77			
180	A	Eastern Wash.	69	81	328	H	Southern Utah	86	59			
179	H	Northern Colo.	66	58	246	A	Wyoming	69	75			
151	H	North Dakota	69	61	89	A	Gonzaga	52	65			

Non-Div I Games: Montana Western 74 36 Carroll (MT) 74 34

Montana St.

Loss, Non-Conf, S Site, H Home A Away N Neutral

Average RPI Win:	303	WON-LOST	WINNING	LAST 10	STRENGTH OF	OPP. STRENGTH	TEAM	ADJ.	CONF.	ADJ CONF.
Average RPI Loss:	180	RECORD	PCT. RANK	GAMES	SCHEDULE	OF SCHEDULE	RPI	RPI	RPI	RPI
DIV. I ONLY	7- 15	265	3- 7	305	284	288	288	24	24	
DIV. I NON-CONF.	4- 8	234	1- 1	283	302	269	269	23	23	
TOTALS	RPI 1-25	RPI 26-50	W-L RECORDS	RPI 51-100	RPI 101-150	RPI 150+				
7- 15	0- 1	0- 1	OVERALL	0- 1	0- 4	7- 8				
4- 5	0- 0	0- 0	HOME	0- 1	0- 1	4- 3				
3- 10	0- 0	0- 0	AWAY	0- 0	0- 0	3- 0				
0- 0	0- 0	0- 0	NEUTRAL	0- 0	0- 0	0- 0				
4- 8	0- 1	0- 1	NON-CONFERENCE	0- 0	0- 2	4- 4				
2- 2	0- 0	0- 0	HOME	0- 0	0- 1	2- 1				
2- 6	0- 1	0- 1	AWAY	0- 0	0- 1	2- 3				
0- 0	0- 0	0- 0	NEUTRAL	0- 0	0- 0	0- 0				
3- 7	0- 0	0- 0	CONFERENCE	0- 1	0- 2	3- 4				
2- 3	0- 0	0- 0	HOME	0- 1	0- 0	2- 2				
1- 4	0- 0	0- 0	AWAY	0- 0	0- 2	1- 2				
0- 0	0- 0	0- 0	NEUTRAL	0- 0	0- 0	0- 0				

RPI 1-25				RPI 26-50				RPI 51-100				RPI 101+ Team's RPI: 288			
RPI	S	Opponent	Score	RPI	S	Opponent	Score	RPI	S	Opponent	Score	RPI	S	Opponent	Score
16	A	Kentucky	57 112	39	A	West Virginia	56 94	95	H	UT Martin	67 85	122	A	Belmont	71 99
												135	H	Marshall	101 104
												137	A	Southern Ill.	69 102
												144	A	SIUE	81 90
												178	H	Southeast Mo. St.	79 89
												213	A	Eastern Ky.	93 100
												230	H	USC Upstate	72 86
												245	A	Miami (OH)	57 59
												254	A	Georgia St.	99 90
												255	H	Austin Peay	75 96
												261	A	UC Santa Barbara	78 93
												277	H	Tennessee Tech	75 71
												280	H	Jacksonville St.	67 63
												286	H	Kennesaw St.	83 77
												292	A	Murray St.	79 83
												335	A	Lipscomb	92 77
												336	A	Chicago St.	71 75
												342	A	Eastern Ill.	85 77
												344	H	Alabama A&M	112 69
LAST 12 Division I GAMES:															
122	A	Belmont	71 99	144	A	SIUE	81 90								
213	A	Eastern Ky.	93 100	95	H	UT Martin	67 85								
277	H	Tennessee Tech	75 71	178	H	Southeast Mo. St.	79 89								
280	H	Jacksonville St.	67 63	292	A	Murray St.	79 83								
255	H	Austin Peay	75 96	261	A	UC Santa Barbara	78 93								
342	A	Eastern Ill.	85 77	344	H	Alabama A&M	112 69								

Non-Div I Games: Ky. Christian 121 91 Mt. St. Joseph 117 53

Morehead St.

■ Loss,
 ■ Non-Conf,
 ■ S Site,
 ■ H Home
 ■ A Away
 N Neutral

Average RPI Win: 273	WON-LOST	WINNING	LAST 10	STRENGTH OF	OPP. STRENGTH	TEAM	ADJ.	CONF.	ADJ CONF.
Average RPI Loss: 154	RECORD	PCT. RANK	GAMES	SCHEDULE	OF SCHEDULE	RPI	RPI	RPI	RPI
DIV. I ONLY	7- 12	242	6- 4	160	327	243	243	30	30
DIV. I NON-CONF.	1- 10	330	1- 4	20	311	250	250	30	30
TOTALS	RPI 1-25	RPI 26-50	W-L RECORDS	RPI 51-100	RPI 101-150	RPI 150+			
7- 12	0- 0	0- 1	OVERALL	0- 3	1- 1	6- 7			
5- 3	0- 0	0- 0	HOME	0- 0	1- 0	4- 3			
2- 7	0- 0	0- 0	AWAY	0- 0	0- 0	2- 1			
0- 2	0- 0	0- 0	NEUTRAL	0- 1	0- 0	0- 1			
1- 10	0- 0	0- 1	NON-CONFERENCE	0- 3	1- 1	0- 5			
1- 2	0- 0	0- 0	HOME	0- 0	1- 0	0- 2			
0- 6	0- 0	0- 1	AWAY	0- 2	0- 1	0- 2			
0- 2	0- 0	0- 0	NEUTRAL	0- 1	0- 0	0- 1			
6- 2	0- 0	0- 0	CONFERENCE	0- 0	0- 0	6- 2			
4- 1	0- 0	0- 0	HOME	0- 0	0- 0	4- 1			
2- 1	0- 0	0- 0	AWAY	0- 0	0- 0	2- 1			
0- 0	0- 0	0- 0	NEUTRAL	0- 0	0- 0	0- 0			

RPI S	Opponent	Score	RPI S	Opponent	Score	RPI S	Opponent	Score	RPI S	Opponent	Score	Team's RPI: 243
28	A Syracuse	61 90	61	N Colorado St.	36 54	103	H Bucknell	64 50	110	A Stony Brook	42 46	
			65	A James Madison	31 92	156	H Hampton	51 65	158	A Brown	45 72	
			98	A Virginia Tech	33 73	185	H UMBC	46 65	205	A Robert Morris	44 76	
						212	N Siena	46 69	232	H Coppin St.	72 51	
						258	A Bethune-Cookman	48 63	295	A UMES	77 69	
						304	A Florida A&M	67 62	305	H Delaware St.	56 49	
						308	H UMKC	50 59	320	H Howard	78 66	
						349	H Norfolk St.	67 58				
LAST 12 Division I GAMES:												
232	H Coppin St.	72 51	308	H UMKC	50 59	103	H Bucknell	64 50	110	A Stony Brook	42 46	
320	H Howard	78 66	185	H UMBC	46 65	98	A Virginia Tech	33 73	156	H Hampton	51 65	
258	A Bethune-Cookman	48 63										
304	A Florida A&M	67 62										
295	A UMES	77 69										
305	H Delaware St.	56 49										

Non-Div I Games: Washington Adventis74 36

Morgan St.

Average RPI Win:	314	WON-LOST	WINNING	LAST 10	STRENGTH OF	OPP. STRENGTH	TEAM	ADJ.	CONF.	ADJ CONF.
Average RPI Loss:	232	RECORD	PCT. RANK	GAMES	SCHEDULE	OF SCHEDULE	RPI	RPI	RPI	RPI
DIV. I ONLY	5- 16	294	3- 7	330	349	339	339	31	31	
DIV. I NON-CONF.	2- 9	296	0- 2	307	335	326	326	32	32	
TOTALS	RPI 1-25	RPI 26-50	W-L RECORDS	RPI 51-100	RPI 101-150	RPI 150+				
5- 16	0- 0	0- 0	OVERALL	0- 1	0- 2	5- 13				
3- 7	0- 0	0- 0	HOME	0- 0	0- 0	3- 7				
2- 9	0- 0	0- 0	AWAY	0- 0	0- 0	2- 3				
0- 0	0- 0	0- 0	NEUTRAL	0- 0	0- 0	0- 0				
2- 9	0- 0	0- 0	NON-CONFERENCE	0- 1	0- 2	2- 6				
0- 4	0- 0	0- 0	HOME	0- 0	0- 0	0- 4				
2- 5	0- 0	0- 0	AWAY	0- 1	0- 2	2- 2				
0- 0	0- 0	0- 0	NEUTRAL	0- 0	0- 0	0- 0				
3- 7	0- 0	0- 0	CONFERENCE	0- 0	0- 0	3- 7				
3- 3	0- 0	0- 0	HOME	0- 0	0- 0	3- 3				
0- 4	0- 0	0- 0	AWAY	0- 0	0- 0	0- 4				
0- 0	0- 0	0- 0	NEUTRAL	0- 0	0- 0	0- 0				

RPI 1-25			RPI 26-50			RPI 51-100			RPI 101+			Team's RPI: 339
RPI	S	Opponent	Score	RPI	S	Opponent	Score	RPI	S	Opponent	Score	
						98 A Virginia Tech	42 59	103 A Bucknell			45 71	
								146 A Pittsburgh			57 74	
								191 H William & Mary			74 76	
								205 A Robert Morris			56 61	
								205 H Robert Morris			67 74	
								208 H Bryant			59 70	
								232 A Coppin St.			55 66	
								260 A Sacred Heart			58 61	
								263 H Loyola Maryland			63 65	
								274 A Saint Francis (PA)			57 87	
								282 A Campbell			53 62	
								285 H Central Conn. St.			54 48	
								289 H Niagara			51 53	
								295 A UMES			57 50	
								305 A Delaware St.			54 41	
								314 A Fairleigh Dickinson			53 66	
								320 H Howard			49 62	
								326 H LIU Brooklyn			51 61	
								338 H Wagner			64 55	
								345 H St. Francis Brooklyn			66 56	
LAST 12 Division I GAMES:												
205	H	Robert Morris	67 74	208	H	Bryant	59 70					
338	H	Wagner	64 55	285	H	Central Conn. St.	54 48					
260	A	Sacred Heart	58 61	345	H	St. Francis Brooklyn	66 56					
314	A	Fairleigh Dickinson	53 66	326	H	LIU Brooklyn	51 61					
205	A	Robert Morris	56 61	289	H	Niagara	51 53					
274	A	Saint Francis (PA)	57 87	98	A	Virginia Tech	42 59					

Non-Div I Games:

Mt. St. Mary's

Average RPI Win: 311		WON-LOST	WINNING	LAST 10	STRENGTH OF	OPP. STRENGTH	TEAM	ADJ.	CONF.	ADJ CONF.
Average RPI Loss: 177		RECORD	PCT. RANK	GAMES	SCHEDULE	OF SCHEDULE	RPI	RPI	RPI	RPI
DIV. I ONLY		5- 14	284	3- 7	265	313	292	292	24	24
DIV. I NON-CONF.		2- 7	280	0- 2	242	333	270	270	23	23
TOTALS		RPI 1-25	RPI 26-50	W-L RECORDS	RPI 51-100	RPI 101-150	RPI 150+			
5- 14	0- 1		0- 0	OVERALL	0- 1	0- 5	5- 7			
3- 4	0- 0		0- 0	HOME	0- 0	0- 3	3- 1			
2- 10	0- 1		0- 0	AWAY	0- 1	0- 2	2- 6			
0- 0	0- 0		0- 0	NEUTRAL	0- 0	0- 0	0- 0			
2- 7	0- 1		0- 0	NON-CONFERENCE	0- 0	0- 3	2- 3			
0- 2	0- 0		0- 0	HOME	0- 0	0- 2	0- 0			
2- 5	0- 1		0- 0	AWAY	0- 0	0- 1	2- 3			
0- 0	0- 0		0- 0	NEUTRAL	0- 0	0- 0	0- 0			
3- 7	0- 0		0- 0	CONFERENCE	0- 1	0- 2	3- 4			
3- 2	0- 0		0- 0	HOME	0- 0	0- 1	3- 1			
0- 5	0- 0		0- 0	AWAY	0- 1	0- 1	0- 3			
0- 0	0- 0		0- 0	NEUTRAL	0- 0	0- 0	0- 0			

RPI 1-25				RPI 26-50				RPI 51-100				RPI 101+ Team's RPI: 292			
RPI	S	Opponent	Score	RPI	S	Opponent	Score	RPI	S	Opponent	Score	RPI	S	Opponent	Score
11	A	Florida St.	59 101					95	A	UT Martin	62 92	113	A	Central Ark.	40 50
												113	H	Central Ark.	51 61
												122	A	Belmont	61 87
												137	H	Southern Ill.	57 70
												144	H	SIUE	61 64
												164	A	Jacksonville	54 79
												178	A	Southeast Mo. St.	59 96
												213	A	Eastern Ky.	60 72
												249	A	Tennessee St.	58 69
												277	H	Tennessee Tech	56 50
												280	H	Jacksonville St.	71 74
												288	H	Morehead St.	83 79
												306	A	Evansville	73 54
												317	A	Illinois St.	76 81
												335	A	Lipscomb	85 93
												342	H	Eastern Ill.	66 56
												344	A	Alabama A&M	76 59
LAST 12 Division I GAMES:															
178	A	Southeast Mo. St.	59 96	122	A	Belmont	61 87								
95	A	UT Martin	62 92	280	H	Jacksonville St.	71 74								
342	H	Eastern Ill.	66 56	277	H	Tennessee Tech	56 50								
144	H	SIUE	61 64	288	H	Morehead St.	83 79								
213	A	Eastern Ky.	60 72	11	A	Florida St.	59 101								
249	A	Tennessee St.	58 69	164	A	Jacksonville	54 79								

Non-Div I Games:	Blue Mountain	89	64	Oakland City	91	75
------------------	---------------	----	----	--------------	----	----

Murray St.

Loss, Non-Conf, S Site, H Home A Away N Neutral

Average RPI Win:	316	WON-LOST	WINNING	LAST 10	STRENGTH OF	OPP. STRENGTH	TEAM	ADJ.	CONF.	ADJ CONF.
Average RPI Loss:	172	RECORD	PCT. RANK	GAMES	SCHEDULE	OF SCHEDULE	RPI	RPI	RPI	RPI
DIV. I ONLY	8- 10	203	5- 4	336	265	278	278	30	30	
DIV. I NON-CONF.	2- 7	280	1- 3	180	193	265	265	30	30	
TOTALS	RPI 1-25	RPI 26-50	W-L RECORDS	RPI 51-100	RPI 101-150	RPI 150+				
8- 10	0- 2	0- 0	OVERALL	0- 2	0- 0	8- 6				
3- 4	0- 0	0- 0	HOME	0- 2	0- 0	3- 2				
3- 5	0- 1	0- 0	AWAY	0- 0	0- 0	3- 4				
2- 1	0- 1	0- 0	NEUTRAL	0- 0	0- 0	2- 0				
2- 7	0- 2	0- 0	NON-CONFERENCE	0- 2	0- 0	2- 3				
0- 2	0- 0	0- 0	HOME	0- 2	0- 0	0- 0				
0- 4	0- 1	0- 0	AWAY	0- 0	0- 0	0- 3				
2- 1	0- 1	0- 0	NEUTRAL	0- 0	0- 0	2- 0				
6- 3	0- 0	0- 0	CONFERENCE	0- 0	0- 0	6- 3				
3- 2	0- 0	0- 0	HOME	0- 0	0- 0	3- 2				
3- 1	0- 0	0- 0	AWAY	0- 0	0- 0	3- 1				
0- 0	0- 0	0- 0	NEUTRAL	0- 0	0- 0	0- 0				

RPI 1-25				RPI 26-50				RPI 51-100				RPI 101+ Team's RPI: 278			
RPI	S	Opponent	Score	RPI	S	Opponent	Score	RPI	S	Opponent	Score	RPI	S	Opponent	Score
6	A	Ohio St.	56 89					69	H	FGCU	36 60	156	H	Hampton	52 55
25	N	Duquesne	67 81					96	H	VCU	49 64	232	A	Coppin St.	59 65
												267	A	Navy	48 52
												282	A	Campbell	55 56
												290	A	Wichita St.	53 55
												294	A	Savannah St.	69 59
												294	H	Savannah St.	60 31
												295	H	UMES	50 56
												305	A	Delaware St.	84 64
												312	A	South Carolina St.	57 54
												320	H	Howard	88 70
												328	N	Southern Utah	78 65
												329	N	North Dakota St.	72 64
												349	H	Norfolk St.	64 53
LAST 12 Division I GAMES:															
294	H	Savannah St.	60 31	294	A	Savannah St.	69 59	96	H	VCU	49 64	6	A	Ohio St.	56 89
305	A	Delaware St.	84 64	290	A	Wichita St.	53 55	295	H	UMES	50 56				
232	A	Coppin St.	59 65	329	N	North Dakota St.	72 64								
349	H	Norfolk St.	64 53												
156	H	Hampton	52 55												
312	A	South Carolina St.	57 54												

Non-Div I Games: Pfeiffer 74 55 North Greenville 64 37

N.C. A&T

Loss, Non-Conf, S Site, H Home A Away N Neutral

Overall				Through Games Of Feb. 17, 1918						
Average RPI Win:	288	WON-LOST	WINNING	LAST 10	STRENGTH OF	OPP. STRENGTH	TEAM	ADJ.	CONF.	ADJ CONF.
Average RPI Loss:	251	RECORD	PCT. RANK	GAMES	SCHEDULE	OF SCHEDULE	RPI	RPI	RPI	RPI
DIV. I ONLY	3- 15	324	2- 7	346	334	348	348	30	30	
DIV. I NON-CONF.	1- 9	325	1- 4	320	322	347	347	30	30	
TOTALS	RPI 1-25	RPI 26-50	W-L RECORDS	RPI 51-100	RPI 101-150	RPI 150+				
3- 15	0- 0	0- 0	OVERALL	0- 2	0- 0	3- 13				
3- 3	0- 0	0- 0	HOME	0- 0	0- 0	3- 3				
0- 12	0- 0	0- 0	AWAY	0- 2	0- 0	0- 10				
0- 0	0- 0	0- 0	NEUTRAL	0- 0	0- 0	0- 0				
1- 9	0- 0	0- 0	NON-CONFERENCE	0- 2	0- 0	1- 7				
1- 1	0- 0	0- 0	HOME	0- 0	0- 0	1- 1				
0- 8	0- 0	0- 0	AWAY	0- 2	0- 0	0- 6				
0- 0	0- 0	0- 0	NEUTRAL	0- 0	0- 0	0- 0				
2- 6	0- 0	0- 0	CONFERENCE	0- 0	0- 0	2- 6				
2- 2	0- 0	0- 0	HOME	0- 0	0- 0	2- 2				
0- 4	0- 0	0- 0	AWAY	0- 0	0- 0	0- 4				
0- 0	0- 0	0- 0	NEUTRAL	0- 0	0- 0	0- 0				

RPI 1-25				RPI 26-50				RPI 51-100				RPI 101+ 348			
RPI	S	Opponent	Score	RPI	S	Opponent	Score	RPI	S	Opponent	Score	RPI	S	Opponent	Score
								67	A	Nebraska	47 88	156	H	Hampton	42 76
								85	A	Charlotte	52 67	203	A	Presbyterian	50 60
												221	H	Furman	66 61
												230	A	USC Upstate	46 68
												282	H	Campbell	48 57
												287	A	UNCG	56 103
												294	A	Savannah St.	39 57
												295	H	UMES	49 46
												303	A	Longwood	49 60
												304	A	Florida A&M	45 55
												305	A	Delaware St.	56 66
												311	A	Wofford	37 60
												312	A	South Carolina St.	51 58
												313	A	Winthrop	39 62
												320	H	Howard	61 68
												349	H	Norfolk St.	63 62
LAST 12 Division I GAMES:															
				304	A	Florida A&M	45 55	221	H	Furman	66 61				
				305	A	Delaware St.	56 66	287	A	UNCG	56 103				
				156	H	Hampton	42 76	203	A	Presbyterian	50 60				
				349	H	Norfolk St.	63 62	230	A	USC Upstate	46 68				
				294	A	Savannah St.	39 57	311	A	Wofford	37 60				
				312	A	South Carolina St.	51 58	320	H	Howard	61 68				

Non-Div I Games:

N.C. Central

Loss, Non-Conf, S Site, H Home A Away N Neutral

Average RPI Win:	331	WON-LOST	WINNING	LAST 10	STRENGTH OF	OPP. STRENGTH	TEAM	ADJ.	CONF.	ADJ CONF.
Average RPI Loss:	204	RECORD	PCT. RANK	GAMES	SCHEDULE	OF SCHEDULE	RPI	RPI	RPI	RPI
DIV. I ONLY	2- 18	339	1- 9	250	333	337	337	28	28	
DIV. I NON-CONF.	1- 12	337	0- 5	238	343	336	336	27	27	
TOTALS	RPI 1-25	RPI 26-50	W-L RECORDS	RPI 51-100	RPI 101-150	RPI 150+				
2- 18	0- 0	0- 0	OVERALL	0- 4	0- 1	2- 13				
1- 9	0- 0	0- 0	HOME	0- 1	0- 0	1- 8				
1- 9	0- 0	0- 0	AWAY	0- 3	0- 1	1- 5				
0- 0	0- 0	0- 0	NEUTRAL	0- 0	0- 0	0- 0				
1- 12	0- 0	0- 0	NON-CONFERENCE	0- 3	0- 1	1- 8				
0- 6	0- 0	0- 0	HOME	0- 1	0- 0	0- 5				
1- 6	0- 0	0- 0	AWAY	0- 2	0- 1	1- 3				
0- 0	0- 0	0- 0	NEUTRAL	0- 0	0- 0	0- 0				
1- 6	0- 0	0- 0	CONFERENCE	0- 1	0- 0	1- 5				
1- 3	0- 0	0- 0	HOME	0- 0	0- 0	1- 3				
0- 3	0- 0	0- 0	AWAY	0- 1	0- 0	0- 2				
0- 0	0- 0	0- 0	NEUTRAL	0- 0	0- 0	0- 0				

RPI 1-25				RPI 26-50				RPI 51-100				RPI 101+				Team's RPI: 337	
RPI	S	Opponent	Score	RPI	S	Opponent	Score	RPI	S	Opponent	Score	RPI	S	Opponent	Score		
								69	A	FGCU	37	70	135	A	Marshall	50	63
								76	H	Army West Point	35	71	158	H	Brown	49	74
								87	A	Virginia	54	81	164	H	Jacksonville	36	65
								99	A	Minnesota	50	83	197	A	Stetson	55	60
													209	H	Lehigh	47	75
													214	A	Binghamton	50	54
													230	H	USC Upstate	41	58
													233	A	Columbia	52	72
													269	H	Dartmouth	39	46
													276	H	Vermont	46	54
													286	A	Kennesaw St.	48	64
													302	H	North Florida	51	68
													326	A	LIU Brooklyn	53	44
													329	H	North Dakota St.	59	64
													335	H	Lipscomb	61	51
													338	A	Wagner	53	76
LAST 12 Division I GAMES:																	
				335	H	Lipscomb	61	51		233	A	Columbia	52	72			
				286	A	Kennesaw St.	48	64		230	H	USC Upstate	41	58			
				164	H	Jacksonville	36	65		158	H	Brown	49	74			
				302	H	North Florida	51	68		269	H	Dartmouth	39	46			
				69	A	FGCU	37	70		99	A	Minnesota	50	83			
				197	A	Stetson	55	60		329	H	North Dakota St.	59	64			

Non-Div I Games: St. Joseph (VT) 71 50 St. Joseph's (Brklr) 78 41

NJIT

Loss, Non-Conf, S Site, H Home A Away N Neutral

Average RPI Win: 276	WON-LOST	WINNING	LAST 10	STRENGTH OF	OPP. STRENGTH	TEAM	ADJ.	CONF.	ADJ CONF.
Average RPI Loss: 179	RECORD	PCT. RANK	GAMES	SCHEDULE	OF SCHEDULE	RPI	RPI	RPI	RPI
DIV. I ONLY	9- 11	194	4- 6	272	332	267	267	29	29
DIV. I NON-CONF.	5- 5	160	1- 1	211	301	208	208	29	29
TOTALS	RPI 1-25	RPI 26-50	W-L RECORDS	RPI 51-100	RPI 101-150	RPI 150+			
9- 11	0- 0	0- 1	OVERALL	1- 3	0- 1	8- 6			
7- 4	0- 0	0- 0	HOME	1- 1	0- 1	6- 2			
2- 6	0- 0	0- 1	AWAY	0- 1	0- 0	2- 4			
0- 1	0- 0	0- 0	NEUTRAL	0- 1	0- 0	0- 0			
5- 5	0- 0	0- 1	NON-CONFERENCE	1- 2	0- 0	4- 2			
4- 2	0- 0	0- 0	HOME	1- 1	0- 0	3- 1			
1- 3	0- 0	0- 1	AWAY	0- 1	0- 0	1- 1			
0- 0	0- 0	0- 0	NEUTRAL	0- 0	0- 0	0- 0			
4- 6	0- 0	0- 0	CONFERENCE	0- 1	0- 1	4- 4			
3- 2	0- 0	0- 0	HOME	0- 0	0- 1	3- 1			
1- 3	0- 0	0- 0	AWAY	0- 0	0- 0	1- 3			
0- 1	0- 0	0- 0	NEUTRAL	0- 1	0- 0	0- 0			

RPI 1-25	RPI 26-50	RPI 51-100	RPI 101+	Team's RPI: 267
RPI S Opponent Score	RPI S Opponent Score	RPI S Opponent Score	RPI S Opponent Score	
	43 Penn	43 57	61 Colorado St.	73 82
			68 Hofstra	63 65
			76 N Army West Point	38 75
			83 Elon	73 70
			103 Bucknell	41 51
			201 Kansas	54 61
			209 Lehigh	48 51
			212 Siena	59 58
			263 Loyola Maryland	38 51
			272 Holy Cross	49 57
			272 Holy Cross	50 49
			278 N.C. A&T	52 48
			299 Colgate	51 41
			324 Saint Peter's	50 39
			326 LIU Brooklyn	66 68
			331 Lafayette	65 58
			343 Air Force	64 46
			346 Boston U.	49 51
			346 Boston U.	67 56
LAST 12 Division I GAMES:				
346 Boston U.	49 51	299 Colgate	51 41	
272 Holy Cross	50 49	346 Boston U.	67 56	
76 N Army West Point	38 75	272 Holy Cross	49 57	
209 Lehigh	48 51	103 Bucknell	41 51	
331 Lafayette	65 58	343 Air Force	64 46	
263 Loyola Maryland	38 51	201 Kansas	54 61	

Non-Div I Games: Johns Hopkins 77 45

Navy

Average RPI Win: 168		WON-LOST	WINNING	LAST 10	STRENGTH OF	OPP. STRENGTH	TEAM	ADJ.	CONF.	ADJ CONF.
Average RPI Loss: 42		RECORD	PCT. RANK	GAMES	SCHEDULE	OF SCHEDULE	RPI	RPI	RPI	RPI
DIV. I ONLY		16- 6	57	7- 3	149	20	67	67	4	4
DIV. I NON-CONF.		9- 2	37	1- 0	251	113	89	89	4	4
<hr/>										
TOTALS	RPI 1-25		RPI 26-50		W-L RECORDS		RPI 51-100		RPI 101-150	RPI 150+
16- 6	0- 2		3- 2		OVERALL		2- 2		4- 0	7- 0
13- 1	0- 0		2- 1		HOME		1- 0		3- 0	7- 0
3- 5	0- 2		1- 1		AWAY		1- 2		1- 0	0- 0
0- 0	0- 0		0- 0		NEUTRAL		0- 0		0- 0	0- 0
9- 2	0- 1		1- 0		NON-CONFERENCE		1- 1		1- 0	6- 0
9- 0	0- 0		1- 0		HOME		1- 0		1- 0	6- 0
0- 2	0- 1		0- 0		AWAY		0- 1		0- 0	0- 0
0- 0	0- 0		0- 0		NEUTRAL		0- 0		0- 0	0- 0
7- 4	0- 1		2- 2		CONFERENCE		1- 1		3- 0	1- 0
4- 1	0- 0		1- 1		HOME		0- 0		2- 0	1- 0
3- 3	0- 1		1- 1		AWAY		1- 1		1- 0	0- 0
0- 0	0- 0		0- 0		NEUTRAL		0- 0		0- 0	0- 0

RPI	S	Opponent	Score	RPI	S	Opponent	Score	RPI	S	Opponent	Score	RPI	S	Opponent	Score
4	A	UConn	46 88	35	H	North Carolina St.	88 67	53	H	Arkansas St.	79 71	120	H	Creighton	65 63
14	A	Maryland	50 89	36	A	Purdue	62 61	63	A	California	80 87	138	A	Penn St.	83 78
				46	H	Iowa	68 74	73	A	Michigan	93 81	138	H	Penn St.	87 69
				48	A	Rutgers	56 66	79	A	Northwestern	62 85	150	H	Illinois	73 57
				48	H	Rutgers	65 54					157	H	Wisconsin	75 62
												186	H	Southern U.	89 38
												259	H	Northern Ariz.	90 67
												302	H	North Florida	91 46
												306	H	Evansville	85 40
												333	H	Ark.-Pine Bluff	96 46
												348	H	N.C. Central	88 47
LAST 12 Division I GAMES:															
138	H	Penn St.	87 69	138	A	Penn St.	83 78								
48	A	Rutgers	56 66	150	H	Illinois	73 57								
157	H	Wisconsin	75 62	14	A	Maryland	50 89								
73	A	Michigan	93 81	79	A	Northwestern	62 85								
36	A	Purdue	62 61	46	H	Iowa	68 74								
48	H	Rutgers	65 54	53	H	Arkansas St.	79 71								

Non-Div I Games:

Nebraska

■ Loss,
■ Non-Conf, S Site,
■ Home
■ Away
N Neutral

RPI 1-25				RPI 26-50				RPI 51-100				RPI 101+				Team's RPI: 319	
RPI	S	Opponent	Score	RPI	S	Opponent	Score	RPI	S	Opponent	Score	RPI	S	Opponent	Score		
								55	N	Washington St.	57	70	111	A	Boise St.	58	66
								70	H	San Diego	47	84	118	H	San Francisco	62	70
								74	H	Middle Tenn.	46	90	140	H	Fresno St.	59	67
													142	A	Pacific	52	74
													163	H	Montana St.	53	66
													169	H	New Mexico	47	51
													171	A	UNLV	59	65
													219	A	Ill.-Chicago	55	70
													222	H	Utah Valley	65	73
													225	H	Utah St.	66	79
													246	A	Wyoming	53	68
													246	H	Wyoming	68	65
													248	N	Loyola Marymount	58	69
													275	A	San Diego St.	70	64
													321	A	UC Irvine	64	68
													343	H	Air Force	68	57
LAST 12 Division I GAMES:																	
				225	H	Utah St.	66	79	140	H	Fresno St.	59	67				
				275	A	San Diego St.	70	64	246	A	Wyoming	53	68				
				171	A	UNLV	59	65	169	H	New Mexico	47	51				
				246	H	Wyoming	68	65	219	A	Ill.-Chicago	55	70				
				111	A	Boise St.	58	66	142	A	Pacific	52	74				
				343	H	Air Force	68	57	321	A	UC Irvine	64	68				

Non-Div I Games:	San Fran. St.	57	51
------------------	---------------	----	----

Average RPI Win:	288	WON-LOST	WINNING	LAST 10	STRENGTH OF	OPP. STRENGTH	TEAM	ADJ.	CONF.	ADJ CONF.
Average RPI Loss:	151	RECORD	PCT. RANK	GAMES	SCHEDULE	OF SCHEDULE	RPI	RPI	RPI	RPI
DIV. I ONLY	6- 14	273	1- 9	202	242	266	266	15	15	
DIV. I NON-CONF.	5- 7	198	0- 4	235	278	215	215	18	18	
TOTALS	RPI 1-25	RPI 26-50	W-L RECORDS	RPI 51-100	RPI 101-150	RPI 150+				
6- 14	0- 0	0- 2	OVERALL	0- 3	0- 2	6- 7				
3- 6	0- 0	0- 2	HOME	0- 1	0- 0	3- 3				
3- 8	0- 0	0- 0	AWAY	0- 0	0- 1	3- 1				
0- 0	0- 0	0- 0	NEUTRAL	0- 0	0- 0	0- 0				
5- 7	0- 0	0- 1	NON-CONFERENCE	0- 2	0- 1	5- 3				
2- 3	0- 0	0- 1	HOME	0- 0	0- 0	2- 2				
3- 4	0- 0	0- 0	AWAY	0- 2	0- 1	3- 1				
0- 0	0- 0	0- 0	NEUTRAL	0- 0	0- 0	0- 0				
1- 7	0- 0	0- 1	CONFERENCE	0- 1	0- 1	1- 4				
1- 3	0- 0	0- 1	HOME	0- 1	0- 0	1- 1				
0- 4	0- 0	0- 0	AWAY	0- 0	0- 1	0- 3				
0- 0	0- 0	0- 0	NEUTRAL	0- 0	0- 0	0- 0				

RPI 1-25				RPI 26-50				RPI 51-100				RPI 101+				Team's RPI: 266	
RPI	S	Opponent	Score	RPI	S	Opponent	Score	RPI	S	Opponent	Score	RPI	S	Opponent	Score		
				43	H	Penn	60 67	90	A	Boston College	51 71	110	A	Stony Brook	54 63		
				45	H	Albany (NY)	52 78	93	H	Maine	52 62	116	A	North Carolina	60 65		
								100	A	Yale	46 63	185	H	UMBC	55 65		
												199	H	Northeastern	54 66		
												208	A	Bryant	42 55		
												212	H	Siena	53 57		
												214	A	Binghamton	50 51		
												218	A	Hartford	44 48		
												247	H	Manhattan	72 57		
												260	A	Sacred Heart	81 69		
												269	A	Dartmouth	61 57		
												276	A	Vermont	63 83		
												285	A	Central Conn. St.	64 50		
												323	H	UMass Lowell	65 61		
												346	H	Boston U.	69 52		
LAST 12 Division I GAMES:																	
				185	H	UMBC	55 65	45	H	Albany (NY)	52 78						
				276	A	Vermont	63 83	214	A	Binghamton	50 51						
				218	A	Hartford	44 48	100	A	Yale	46 63						
				323	H	UMass Lowell	65 61	116	A	North Carolina	60 65						
				93	H	Maine	52 62	208	A	Bryant	42 55						
				110	A	Stony Brook	54 63	90	A	Boston College	51 71						

Non-Div I Games:	Colby-Sawyer	72	41
------------------	--------------	----	----

New Hampshire

Loss, Non-Conf, S Site, H Home A Away N Neutral

Average RPI Win:	241	WON-LOST	WINNING	LAST 10	STRENGTH OF	OPP. STRENGTH	TEAM	ADJ.	CONF.	ADJ CONF.
Average RPI Loss:	128	RECORD	PCT. RANK	GAMES	SCHEDULE	OF SCHEDULE	RPI	RPI	RPI	RPI
DIV. I ONLY	11- 9	144	0- 1	170	238	169	169	20	20	
DIV. I NON-CONF.	7- 4	110	0- 1	92	254	107	107	21	21	
TOTALS	RPI 1-25	RPI 26-50	W-L RECORDS	RPI 51-100	RPI 101-150	RPI 150+				
11- 9	0- 1	0- 1	OVERALL	1- 0	1- 4	9- 3				
7- 4	0- 1	0- 0	HOME	0- 0	0- 3	7- 0				
4- 5	0- 0	0- 1	AWAY	1- 0	1- 1	2- 3				
0- 0	0- 0	0- 0	NEUTRAL	0- 0	0- 0	0- 0				
7- 4	0- 1	0- 1	NON-CONFERENCE	1- 0	1- 2	5- 0				
5- 2	0- 1	0- 0	HOME	0- 0	0- 1	5- 0				
2- 2	0- 0	0- 1	AWAY	1- 0	1- 1	0- 0				
0- 0	0- 0	0- 0	NEUTRAL	0- 0	0- 0	0- 0				
4- 5	0- 0	0- 0	CONFERENCE	0- 0	0- 2	4- 3				
2- 2	0- 0	0- 0	HOME	0- 0	0- 2	2- 0				
2- 3	0- 0	0- 0	AWAY	0- 0	0- 0	2- 3				
0- 0	0- 0	0- 0	NEUTRAL	0- 0	0- 0	0- 0				

RPI 1-25				RPI 26-50				RPI 51-100				RPI 101+ Team's RPI: 169			
RPI	S	Opponent	Score	RPI	S	Opponent	Score	RPI	S	Opponent	Score	RPI	S	Opponent	Score
25	H	Duquesne	69 78	34	A	UTEP	62 70	99	A	Minnesota	72 53	102	A	New Mexico St.	59 78
												102	H	New Mexico St.	47 52
												111	H	Boise St.	60 81
												140	H	Fresno St.	65 69
												149	A	SMU	63 58
												171	A	UNLV	48 57
												171	H	UNLV	67 53
												211	H	Sacramento St.	84 71
												220	H	San Jose St.	71 57
												225	A	Utah St.	56 72
												228	H	Houston Baptist	65 57
												246	A	Wyoming	48 66
												265	H	Pepperdine	60 52
												319	A	Nevada	51 47
												322	H	Nicholls St.	83 43
												328	H	Southern Utah	70 48
												343	A	Air Force	63 33
LAST 12 Division I GAMES:															
25	H	Duquesne	69 78	171	H	UNLV	67 53								
171	A	UNLV	48 57	225	A	Utah St.	56 72								
111	H	Boise St.	60 81	140	H	Fresno St.	65 69								
343	A	Air Force	63 33	319	A	Nevada	51 47								
220	H	San Jose St.	71 57	102	H	New Mexico St.	47 52								
246	A	Wyoming	48 66	99	A	Minnesota	72 53								

Non-Div I Games:

New Mexico

■ Loss,
■ Non-Conf, S Site,
■ Home
■ Away
N Neutral

Average RPI Win:	247	WON-LOST	WINNING	LAST 10	STRENGTH OF	OPP. STRENGTH	TEAM	ADJ.	CONF.	ADJ CONF.
Average RPI Loss:	60	RECORD	PCT. RANK	GAMES	SCHEDULE	OF SCHEDULE	RPI	RPI	RPI	RPI
DIV. I ONLY	17- 3	16	9- 0	310	193	102	102	25	25	
DIV. I NON-CONF.	9- 3	69	2- 1	278	118	129	129	25	25	
TOTALS	RPI 1-25	RPI 26-50	W-L RECORDS	RPI 51-100	RPI 101-150	RPI 150+				
17- 3	0- 0	0- 1	OVERALL	0- 2	0- 0	17- 0				
9- 1	0- 0	0- 1	HOME	0- 0	0- 0	9- 0				
7- 1	0- 0	0- 0	AWAY	0- 1	0- 0	7- 0				
1- 1	0- 0	0- 0	NEUTRAL	0- 1	0- 0	1- 0				
9- 3	0- 0	0- 1	NON-CONFERENCE	0- 2	0- 0	9- 0				
5- 1	0- 0	0- 1	HOME	0- 0	0- 0	5- 0				
3- 1	0- 0	0- 0	AWAY	0- 1	0- 0	3- 0				
1- 1	0- 0	0- 0	NEUTRAL	0- 1	0- 0	1- 0				
8- 0	0- 0	0- 0	CONFERENCE	0- 0	0- 0	8- 0				
4- 0	0- 0	0- 0	HOME	0- 0	0- 0	4- 0				
4- 0	0- 0	0- 0	AWAY	0- 0	0- 0	4- 0				
0- 0	0- 0	0- 0	NEUTRAL	0- 0	0- 0	0- 0				

RPI S	Opponent	Score	RPI S	Opponent	Score	RPI S	Opponent	Score	RPI S	Opponent	Score	Team's RPI: 102
34	H UTEP	65 71	52	N Vanderbilt	45 71	169	A New Mexico	52 47	169	H New Mexico	78 59	
			94	A Arizona	64 68	177	H Northwestern St.	65 54	198	A UTRGV	68 57	
						211	H Sacramento St.	80 77	220	A San Jose St.	75 66	
						222	H Utah Valley	73 68	226	A Grand Canyon	64 44	
						226	H Grand Canyon	60 58	236	H Seattle	69 54	
						257	H CSU Bakersfield	86 63	259	H Northern Ariz.	87 53	
						308	A UMKC	68 62	328	H Southern Utah	74 60	
						329	A North Dakota St.	79 69	334	N A&M-Corpus Christi	70 51	
						336	A Chicago St.	70 60				
LAST 12 Division I GAMES:												
226	A Grand Canyon	64 44	226	H Grand Canyon	60 58							
198	A UTRGV	68 57	222	H Utah Valley	73 68							
257	H CSU Bakersfield	86 63	334	N A&M-Corpus Christi	70 51							
236	H Seattle	69 54	52	N Vanderbilt	45 71							
336	A Chicago St.	70 60	169	A New Mexico	52 47							
308	A UMKC	68 62	220	A San Jose St.	75 66							

Non-Div I Games: Eastern N.M. 76 61 Western N.M. 68 39

New Mexico St.

Loss, Non-Conf, S Site, H Home A Away N Neutral

Average RPI Win:	303	WON-LOST	WINNING	LAST 10	STRENGTH OF	OPP. STRENGTH	TEAM	ADJ.	CONF.	ADJ CONF.
Average RPI Loss:	211	RECORD	PCT. RANK	GAMES	SCHEDULE	OF SCHEDULE	RPI	RPI	RPI	RPI
DIV. I ONLY	4- 13	298	3- 7	321	322	340	340	27	27	
DIV. I NON-CONF.	1- 6	311	0- 2	314	299	344	344	26	26	
TOTALS	RPI 1-25	RPI 26-50	W-L RECORDS	RPI 51-100	RPI 101-150	RPI 150+				
4- 13	0- 0	0- 0	OVERALL	0- 1	0- 3	4- 9				
4- 4	0- 0	0- 0	HOME	0- 0	0- 1	4- 3				
0- 8	0- 0	0- 0	AWAY	0- 0	0- 0	0- 1				
0- 1	0- 0	0- 0	NEUTRAL	0- 0	0- 0	0- 1				
1- 6	0- 0	0- 0	NON-CONFERENCE	0- 1	0- 2	1- 3				
1- 1	0- 0	0- 0	HOME	0- 0	0- 0	1- 1				
0- 4	0- 0	0- 0	AWAY	0- 1	0- 2	0- 1				
0- 1	0- 0	0- 0	NEUTRAL	0- 0	0- 0	0- 1				
3- 7	0- 0	0- 0	CONFERENCE	0- 0	0- 1	3- 6				
3- 3	0- 0	0- 0	HOME	0- 0	0- 1	3- 2				
0- 4	0- 0	0- 0	AWAY	0- 0	0- 0	0- 4				
0- 0	0- 0	0- 0	NEUTRAL	0- 0	0- 0	0- 0				

RPI S	Opponent	Score	RPI S	Opponent	Score	RPI S	Opponent	Score	RPI S	Opponent	Score	Team's RPI: 340
						91 A	TCU	36 85	113 H	Central Ark.	44 59	
									136 A	Ole Miss	59 97	
									139 A	Arkansas	41 73	
									152 A	McNeese St.	63 92	
									152 H	McNeese St.	74 77	
									228 H	Houston Baptist	51 71	
									244 A	Sam Houston St.	52 64	
									250 H	Stephen F. Austin	58 57	
									273 A	Lamar	52 79	
									286 A	Kennesaw St.	53 60	
									287 H	UNCG	79 81	
									304 N	Florida A&M	60 71	
									316 H	Incarinate Word	55 49	
									322 H	Nicholls St.	62 55	
									325 H	Jackson St.	85 68	
									334 A	A&M-Corpus Christi	59 73	
LAST 12 Division I GAMES:												
152 A	McNeese St.	63 92	250 H	Stephen F. Austin	58 57							
152 H	McNeese St.	74 77	244 A	Sam Houston St.	52 64							
322 H	Nicholls St.	62 55	316 H	Incarinate Word	55 49							
334 A	A&M-Corpus Christi	59 73	273 A	Lamar	52 79							
113 H	Central Ark.	44 59	139 A	Arkansas	41 73							
228 H	Houston Baptist	51 71	287 H	UNCG	79 81							

Non-Div I Games: LSU-Alexandria 93 75 Trinity Baptist 109 46

New Orleans

Loss, Non-Conf, S Site, H Home A Away N Neutral

Niagara

Through Games Of Feb. 4, 2016

Average RPI Win:	303	WON-LOST	WINNING	LAST 10	STRENGTH OF	OPP. STRENGTH	TEAM	ADJ.	CONF.	ADJ CONF.
Average RPI Loss:	169	RECORD	PCT. RANK	GAMES	SCHEDULE	OF SCHEDULE	RPI	RPI	RPI	RPI
DIV. I ONLY	6- 15	276	4- 6	273	251	289	289	23	23	
DIV. I NON-CONF.	2- 7	280	1- 1	243	237	288	288	24	24	
TOTALS	RPI 1-25	RPI 26-50	W-L RECORDS	RPI 51-100	RPI 101-150	RPI 150+				
6- 15	0- 0	0- 1	OVERALL	0- 0	0- 6	6- 8				
3- 7	0- 0	0- 0	HOME	0- 0	0- 4	3- 3				
3- 8	0- 0	0- 1	AWAY	0- 0	0- 2	3- 5				
0- 0	0- 0	0- 0	NEUTRAL	0- 0	0- 0	0- 0				
2- 7	0- 0	0- 1	NON-CONFERENCE	0- 0	0- 3	2- 3				
1- 3	0- 0	0- 0	HOME	0- 0	0- 2	1- 1				
1- 4	0- 0	0- 1	AWAY	0- 0	0- 1	1- 2				
0- 0	0- 0	0- 0	NEUTRAL	0- 0	0- 0	0- 0				
4- 8	0- 0	0- 0	CONFERENCE	0- 0	0- 3	4- 5				
2- 4	0- 0	0- 0	HOME	0- 0	0- 2	2- 2				
2- 4	0- 0	0- 0	AWAY	0- 0	0- 1	2- 3				
0- 0	0- 0	0- 0	NEUTRAL	0- 0	0- 0	0- 0				

RPI S	Opponent	Score	RPI S	Opponent	Score	RPI S	Opponent	Score	RPI S	Opponent	Score	Team's RPI: 289
			33 A	St. Bonaventure	55 67				106 H	Youngstown St.	54 71	
									117 A	Iona	46 73	
									117 H	Iona	52 73	
									125 H	Buffalo	48 57	
									126 H	Quinnipiac	54 61	
									127 A	Texas Tech	45 79	
									181 A	Detroit	75 80	
									184 A	Marist	50 63	
									190 H	Oakland	67 77	
									200 H	Canisius	66 68	
									212 H	Siena	51 59	
									223 H	Fairfield	56 55	
									247 A	Manhattan	62 80	
									269 A	Dartmouth	47 60	
									297 A	Monmouth	60 83	
									298 A	Rider	67 57	
									307 H	Cleveland St.	73 72	
									324 A	Saint Peter's	52 48	
									324 H	Saint Peter's	51 46	
									339 A	Mt. St. Mary's	53 51	
LAST 12 Division I GAMES:												
117 H	Iona	52 73	298 A	Rider	67 57							
200 H	Canisius	66 68	324 A	Saint Peter's	52 48							
184 A	Marist	50 63	223 H	Fairfield	56 55							
117 A	Iona	46 73	212 H	Siena	51 59							
324 H	Saint Peter's	51 46	339 A	Mt. St. Mary's	53 51							
126 H	Quinnipiac	54 61	33 A	St. Bonaventure	55 67							

Non-Div I Games:

Niagara

■ Loss,
■ Non-Conf,
■ S Site,
■ H Home
■ A Away
N Neutral

Average RPI Win:	282	WON-LOST	WINNING	LAST 10	STRENGTH OF	OPP. STRENGTH	TEAM	ADJ.	CONF.	ADJ CONF.
Average RPI Loss:	212	RECORD	PCT. RANK	GAMES	SCHEDULE	OF SCHEDULE	RPI	RPI	RPI	RPI
DIV. I ONLY	6- 13	267	1- 1	331	330	322	322	27	27	
DIV. I NON-CONF.	1- 8	320	1- 0	323	342	348	348	26	26	
TOTALS	RPI 1-25	RPI 26-50	W-L RECORDS	RPI 51-100	RPI 101-150	RPI 150+				
6- 13	0- 0	0- 0	OVERALL	0- 1	0- 2	6- 10				
2- 7	0- 0	0- 0	HOME	0- 1	0- 1	2- 5				
3- 5	0- 0	0- 0	AWAY	0- 0	0- 0	3- 5				
1- 1	0- 0	0- 0	NEUTRAL	0- 0	0- 1	1- 0				
1- 8	0- 0	0- 0	NON-CONFERENCE	0- 0	0- 1	1- 7				
0- 4	0- 0	0- 0	HOME	0- 0	0- 0	0- 4				
0- 3	0- 0	0- 0	AWAY	0- 0	0- 0	0- 3				
1- 1	0- 0	0- 0	NEUTRAL	0- 0	0- 1	1- 0				
5- 5	0- 0	0- 0	CONFERENCE	0- 1	0- 1	5- 3				
2- 3	0- 0	0- 0	HOME	0- 1	0- 1	2- 1				
3- 2	0- 0	0- 0	AWAY	0- 0	0- 0	3- 2				
0- 0	0- 0	0- 0	NEUTRAL	0- 0	0- 0	0- 0				

RPI 1-25			RPI 26-50			RPI 51-100			RPI 101+			Team's RPI: 322
RPI	S	Opponent	Score	RPI	S	Opponent	Score	RPI	S	Opponent	Score	
						59 H Abilene Christian	68 71	113 H Central Ark.			65 71	
								121 N Samford			43 45	
								166 H Louisiana Tech			55 58	
								169 A New Mexico			43 83	
								177 H Northwestern St.			70 61	
								206 A Troy			51 104	
								217 H Grambling			65 69	
								228 A Houston Baptist			71 80	
								244 A Sam Houston St.			67 63	
								268 H Prairie View			70 81	
								270 A La.-Monroe			57 69	
								273 H Lamar			69 59	
								280 H Jacksonville St.			49 63	
								316 A Incarnate Word			66 64	
								316 H Incarnate Word			61 63	
								334 A A&M-Corpus Christi			64 62	
								340 A New Orleans			55 62	
								347 N Mississippi Val.			63 54	
LAST 12 Division I GAMES:												
347 N		Mississippi Val.	63 54	334 A		A&M-Corpus Christi	64 62					
316 H		Incarnate Word	61 63	244 A		Sam Houston St.	67 63					
316 A		Incarnate Word	66 64	59 H		Abilene Christian	68 71					
340 A		New Orleans	55 62	228 A		Houston Baptist	71 80					
113 H		Central Ark.	65 71	273 H		Lamar	69 59					
177 H		Northwestern St.	70 61	217 H		Grambling	65 69					

Non-Div I Games: Southern-N.O. 98 65

Nicholls St.

■ Loss,
 ■ Non-Conf,
 ■ S Site,
 ■ H Home
 ■ A Away
 N Neutral

Average RPI Win:	0	WON-LOST	WINNING	LAST 10	STRENGTH OF	OPP. STRENGTH	TEAM	ADJ.	CONF.	ADJ CONF.
Average RPI Loss:	233	RECORD	PCT. RANK	GAMES	SCHEDULE	OF SCHEDULE	RPI	RPI	RPI	RPI
DIV. I ONLY	0- 19	348	0- 10	324	344	349	349	30	30	
DIV. I NON-CONF.	0- 10	338	0- 4	253	330	345	345	30	30	
TOTALS	RPI 1-25	RPI 26-50	W-L RECORDS	RPI 51-100	RPI 101-150	RPI 150+				
0- 19	0- 0	0- 1	OVERALL	0- 1	0- 1	0- 16				
0- 7	0- 0	0- 0	HOME	0- 0	0- 0	0- 7				
0- 10	0- 0	0- 1	AWAY	0- 1	0- 1	0- 7				
0- 2	0- 0	0- 0	NEUTRAL	0- 0	0- 0	0- 2				
0- 10	0- 0	0- 1	NON-CONFERENCE	0- 1	0- 1	0- 7				
0- 3	0- 0	0- 0	HOME	0- 0	0- 0	0- 3				
0- 5	0- 0	0- 1	AWAY	0- 1	0- 1	0- 2				
0- 2	0- 0	0- 0	NEUTRAL	0- 0	0- 0	0- 2				
0- 9	0- 0	0- 0	CONFERENCE	0- 0	0- 0	0- 9				
0- 4	0- 0	0- 0	HOME	0- 0	0- 0	0- 4				
0- 5	0- 0	0- 0	AWAY	0- 0	0- 0	0- 5				
0- 0	0- 0	0- 0	NEUTRAL	0- 0	0- 0	0- 0				

RPI S	Opponent	Score	RPI S	Opponent	Score	RPI S	Opponent	Score	RPI S	Opponent	Score	Team's RPI: 349
29	A Mississippi St.	34 92	87	A Virginia	50 86	135	A Marshall	67 81	156	A Hampton	62 73	
						190	H Oakland	73 83	191	A William & Mary	47 67	
						230	H USC Upstate	62 82	232	A Coppin St.	44 69	
						243	A Morgan St.	58 67	252	H UNCW	57 61	
						258	H Bethune-Cookman	45 53	263	A Loyola Maryland	67 75	
						278	A N.C. A&T	53 64	280	N La Salle	59 67	
						294	H Savannah St.	53 68	304	H Florida A&M	67 83	
						312	H South Carolina St.	52 60	345	N St. Francis Brooklyn	55 59	
						348	A N.C. Central	62 63				
LAST 12 Division I GAMES:												
156	A Hampton	62 73	304	H Florida A&M	67 83							
294	H Savannah St.	53 68	232	A Coppin St.	44 69							
312	H South Carolina St.	52 60	345	N St. Francis Brooklyn	55 59							
278	A N.C. A&T	53 64	280	N La Salle	59 67							
348	A N.C. Central	62 63	135	A Marshall	67 81							
258	H Bethune-Cookman	45 53	191	A William & Mary	47 67							

Non-Div I Games:

Norfolk St.

■ Loss,
 ■ Non-Conf,
 ■ S Site,
 ■ Home
 ■ A Away
 N Neutral

North Carolina

Through Games Of Feb. 4, 2016

Average RPI Win:	180	WON-LOST	WINNING	LAST 10	STRENGTH OF	OPP. STRENGTH	TEAM	ADJ.	CONF.	ADJ CONF.
Average RPI Loss:	73	RECORD	PCT. RANK	GAMES	SCHEDULE	OF SCHEDULE	RPI	RPI	RPI	RPI
DIV. I ONLY	12- 12	166	3- 7	37	86	116	116	5	5	
DIV. I NON-CONF.	10- 5	100	3- 0	90	231	127	127	5	5	
TOTALS	RPI 1-25	RPI 26-50	W-L RECORDS	RPI 51-100	RPI 101-150	RPI 150+				
12- 12	0- 3	1- 3	OVERALL	3- 3	2- 2	6- 1				
10- 6	0- 1	1- 1	HOME	2- 2	1- 1	6- 1				
0- 6	0- 2	0- 2	AWAY	0- 1	0- 1	0- 0				
2- 0	0- 0	0- 0	NEUTRAL	1- 0	1- 0	0- 0				
10- 5	0- 1	0- 0	NON-CONFERENCE	3- 2	2- 1	5- 1				
8- 4	0- 0	0- 0	HOME	2- 2	1- 1	5- 1				
0- 1	0- 1	0- 0	AWAY	0- 0	0- 0	0- 0				
2- 0	0- 0	0- 0	NEUTRAL	1- 0	1- 0	0- 0				
2- 7	0- 2	1- 3	CONFERENCE	0- 1	0- 1	1- 0				
2- 2	0- 1	1- 1	HOME	0- 0	0- 0	1- 0				
0- 5	0- 1	0- 2	AWAY	0- 1	0- 1	0- 0				
0- 0	0- 0	0- 0	NEUTRAL	0- 0	0- 0	0- 0				

RPI	S	Opponent	Score	RPI	S	Opponent	Score	RPI	S	Opponent	Score	RPI	S	Opponent	Score	Team's RPI: 116
1	A	Notre Dame	54 88	28	H	Syracuse	77 73	78	A	Georgia Tech	73 80	117	H	Iona	64 52	
12	H	Louisville	60 78	35	A	North Carolina St.	49 78	79	H	Northwestern	72 85	132	A	Wake Forest	63 75	
15	A	Oklahoma St.	67 77	38	A	Duke	55 71	80	H	Oregon	77 79	134	N	Southern Miss.	69 62	
				44	H	Miami (FL)	61 76	89	N	Gonzaga	67 62	142	H	Pacific	63 66	
								93	H	Maine	59 58	215	H	Gardner-Webb	65 66	
								100	H	Yale	70 63	230	H	USC Upstate	80 40	
												237	H	Appalachian St.	68 59	
												242	H	Clemson	72 56	
												266	H	New Hampshire	65 60	
												304	H	Florida A&M	94 58	
												314	H	Fairleigh Dickinson	64 46	
LAST 12 Division I GAMES:																
12	H	Louisville	60 78	1	A	Notre Dame	54 88									
35	A	North Carolina St.	49 78	28	H	Syracuse	77 73									
38	A	Duke	55 71	242	H	Clemson	72 56									
132	A	Wake Forest	63 75	93	H	Maine	59 58									
44	H	Miami (FL)	61 76	266	H	New Hampshire	65 60									
78	A	Georgia Tech	73 80	134	N	Southern Miss.	69 62									

Non-Div I Games:

North Carolina

■ Loss,
 ■ Non-Conf, S Site,
 ■ Home
 ■ Away
 N Neutral

Average RPI Win: 142		WON-LOST	WINNING	LAST 10	STRENGTH OF		OPP. STRENGTH	TEAM	ADJ.	CONF.	ADJ CONF.
Average RPI Loss: 35		RECORD	PCT. RANK	GAMES	SCHEDULE		OF SCHEDULE	RPI	RPI	RPI	RPI
DIV. I ONLY		16- 7	72	7- 3	26		47	35	35	5	5
DIV. I NON-CONF.		9- 4	96	1- 1	77		96	74	74	5	5
<hr/>											
TOTALS	RPI 1-25	RPI 26-50		W-L RECORDS		RPI 51-100		RPI 101-150		RPI 150+	
16- 7	0- 4	1- 1		OVERALL		5- 2		4- 0		6- 0	
10- 2	0- 1	0- 0		HOME		4- 1		2- 0		4- 0	
4- 4	0- 2	1- 1		AWAY		1- 1		2- 0		0- 0	
2- 1	0- 1	0- 0		NEUTRAL		0- 0		0- 0		2- 0	
9- 4	0- 2	0- 0		NON-CONFERENCE		2- 2		1- 0		6- 0	
6- 1	0- 0	0- 0		HOME		2- 1		0- 0		4- 0	
1- 2	0- 1	0- 0		AWAY		0- 1		1- 0		0- 0	
2- 1	0- 1	0- 0		NEUTRAL		0- 0		0- 0		2- 0	
7- 3	0- 2	1- 1		CONFERENCE		3- 0		3- 0		0- 0	
4- 1	0- 1	0- 0		HOME		2- 0		2- 0		0- 0	
3- 2	0- 1	1- 1		AWAY		1- 0		1- 0		0- 0	
0- 0	0- 0	0- 0		NEUTRAL		0- 0		0- 0		0- 0	

RPI	S	Opponent	Score	RPI	S	Opponent	Score	Team's RPI: 35	RPI	S	Opponent	Score	RPI	S	Opponent	Score
1	A	Notre Dame	46 82	38	A	Duke	65 62		60	H	Villanova	70 64	107	A	Liberty	61 53
12	H	Louisville	90 92	44	A	Miami (FL)	44 73		67	A	Nebraska	67 88	116	H	North Carolina	78 49
18	N	Seton Hall	55 58						78	H	Georgia Tech	65 57	132	H	Wake Forest	64 47
22	A	Florida	72 79						83	H	Elon	66 69	146	A	Pittsburgh	78 76
									85	H	Charlotte	72 65	170	H	Davidson	58 42
									87	H	Virginia	63 52	183	N	UAB	67 56
									98	A	Virginia Tech	72 61	213	N	Eastern Ky.	73 62
													227	H	Radford	67 52
													239	H	High Point	89 48
													296	H	Western Caro.	86 55
LAST 12 Division I GAMES:																
1	A	Notre Dame	46 82	146	A	Pittsburgh	78 76									
116	H	North Carolina	78 49	78	H	Georgia Tech	65 57									
87	H	Virginia	63 52	132	H	Wake Forest	64 47									
98	A	Virginia Tech	72 61	44	A	Miami (FL)	44 73									
12	H	Louisville	90 92	22	A	Florida	72 79									
38	A	Duke	65 62	213	N	Eastern Ky.	73 62									

Non-Div I Games:

North Carolina St.

■ Loss,
■ Non-Conf, S Site,
■ Home
■ Away
N Neutral

North Dakota

Through Games Of Feb. 4, 2016

Average RPI Win:	227	WON-LOST	WINNING	LAST 10	STRENGTH OF	OPP. STRENGTH	TEAM	ADJ.	CONF.	ADJ CONF.
Average RPI Loss:	115	RECORD	PCT. RANK	GAMES	SCHEDULE	OF SCHEDULE	RPI	RPI	RPI	RPI
DIV. I ONLY	10- 11	182	6- 4	80	261	151	151	18	18	
DIV. I NON-CONF.	4- 7	222	0- 2	42	250	180	180	19	19	
TOTALS	RPI 1-25	RPI 26-50	W-L RECORDS	RPI 51-100	RPI 101-150	RPI 150+				
10- 11	0- 0	0- 1	OVERALL	0- 4	1- 3	9- 3				
8- 2	0- 0	0- 0	HOME	0- 1	1- 0	7- 1				
2- 8	0- 0	0- 0	AWAY	0- 0	0- 0	2- 0				
0- 1	0- 0	0- 0	NEUTRAL	0- 1	0- 0	0- 0				
4- 7	0- 0	0- 1	NON-CONFERENCE	0- 4	1- 2	3- 0				
4- 1	0- 0	0- 0	HOME	0- 1	1- 0	3- 0				
0- 5	0- 0	0- 1	AWAY	0- 2	0- 2	0- 0				
0- 1	0- 0	0- 0	NEUTRAL	0- 1	0- 0	0- 0				
6- 4	0- 0	0- 0	CONFERENCE	0- 0	0- 1	6- 3				
4- 1	0- 0	0- 0	HOME	0- 0	0- 0	4- 1				
2- 3	0- 0	0- 0	AWAY	0- 0	0- 1	2- 2				
0- 0	0- 0	0- 0	NEUTRAL	0- 0	0- 0	0- 0				

RPI S	Opponent	Score	RPI S	Opponent	Score	RPI S	Opponent	Score	RPI S	Opponent	Score	Team's RPI: 151
46	A Iowa	61 83	80	A Oregon	51 77	104	A Drake	63 73	104	A Drake	63 73	
			81	H South Dakota	70 73	112	H UNI	64 59	112	H UNI	64 59	
			95	N UT Martin	58 84	118	A San Francisco	57 74	118	A San Francisco	57 74	
			99	A Minnesota	47 57	130	A Idaho	65 92	130	A Idaho	65 92	
						163	A Montana St.	61 69	163	A Montana St.	61 69	
						173	H Weber St.	56 62	173	H Weber St.	56 62	
						176	A Idaho St.	60 57	176	A Idaho St.	60 57	
						176	H Idaho St.	45 42	176	H Idaho St.	45 42	
						179	H Northern Colo.	54 51	179	H Northern Colo.	54 51	
						180	A Eastern Wash.	57 60	180	A Eastern Wash.	57 60	
						216	A Montana	61 59	216	A Montana	61 59	
						229	H Western Ill.	78 67	229	H Western Ill.	78 67	
						259	H Northern Ariz.	63 56	259	H Northern Ariz.	63 56	
						262	H Omaha	67 52	262	H Omaha	67 52	
						328	H Southern Utah	68 56	328	H Southern Utah	68 56	
						329	H North Dakota St.	71 54	329	H North Dakota St.	71 54	
LAST 12 Division I GAMES:												
176	A Idaho St.	60 57	176	H Idaho St.	45 42							
179	H Northern Colo.	54 51	173	H Weber St.	56 62							
328	H Southern Utah	68 56	180	A Eastern Wash.	57 60							
259	H Northern Ariz.	63 56	130	A Idaho	65 92							
216	A Montana	61 59	99	A Minnesota	47 57							
163	A Montana St.	61 69	81	H South Dakota	70 73							

Non-Div I Games:

North Dakota

Loss, Non-Conf, S Site, H Home A Away N Neutral

Average RPI Win:	320	WON-LOST	WINNING	LAST 10	STRENGTH OF	OPP. STRENGTH	TEAM	ADJ.	CONF.	ADJ CONF.
Average RPI Loss:	182	RECORD	PCT. RANK	GAMES	SCHEDULE	OF SCHEDULE	RPI	RPI	RPI	RPI
DIV. I ONLY	4- 17	313	1- 9	277	298	329	329	19	19	
DIV. I NON-CONF.	3- 8	258	2- 0	324	340	329	329	20	20	
TOTALS	RPI 1-25	RPI 26-50	W-L RECORDS	RPI 51-100	RPI 101-150	RPI 150+				
4- 17	0- 0	0- 0	OVERALL	0- 4	0- 2	4- 11				
2- 7	0- 0	0- 0	HOME	0- 3	0- 1	2- 3				
1- 8	0- 0	0- 0	AWAY	0- 1	0- 1	1- 6				
1- 2	0- 0	0- 0	NEUTRAL	0- 0	0- 0	1- 2				
3- 8	0- 0	0- 0	NON-CONFERENCE	0- 1	0- 1	3- 6				
1- 3	0- 0	0- 0	HOME	0- 1	0- 1	1- 1				
1- 3	0- 0	0- 0	AWAY	0- 0	0- 0	1- 3				
1- 2	0- 0	0- 0	NEUTRAL	0- 0	0- 0	1- 2				
1- 9	0- 0	0- 0	CONFERENCE	0- 3	0- 1	1- 5				
1- 4	0- 0	0- 0	HOME	0- 2	0- 0	1- 2				
0- 5	0- 0	0- 0	AWAY	0- 1	0- 1	0- 3				
0- 0	0- 0	0- 0	NEUTRAL	0- 0	0- 0	0- 0				

RPI 1-25				RPI 26-50				RPI 51-100				RPI 101+				Team's RPI: 329	
RPI	S	Opponent	Score	RPI	S	Opponent	Score	RPI	S	Opponent	Score	RPI	S	Opponent	Score		
								57	H	South Dakota St.	63	81	102	H	New Mexico St.	69	79
								81	A	South Dakota	54	80	114	A	IUPUI	44	67
								81	H	South Dakota	94	96	151	A	North Dakota	54	71
								93	H	Maine	51	82	161	A	Oral Roberts	58	59
													161	H	Oral Roberts	42	52
													194	N	Delaware	50	62
													226	H	Grand Canyon	67	76
													229	H	Western Ill.	82	94
													262	A	Omaha	52	77
													268	N	Prairie View	79	58
													275	A	San Diego St.	54	64
													278	N	N.C. A&T	64	72
													300	A	Denver	53	64
													330	A	Kent St.	54	75
													332	H	IPFW	94	85
													337	A	NJIT	64	59
													341	H	Cal St. Fullerton	79	64
LAST 12 Division I GAMES:																	
				161	A	Oral Roberts	58	59					161	H	Oral Roberts	42	52
				81	A	South Dakota	54	80					300	A	Denver	53	64
				332	H	IPFW	94	85					57	H	South Dakota St.	63	81
				229	H	Western Ill.	82	94					262	A	Omaha	52	77
				114	A	IUPUI	44	67					341	H	Cal St. Fullerton	79	64
				81	H	South Dakota	94	96					337	A	NJIT	64	59

Non-Div I Games: Valley City St. 85 77 St. Mary (NE) 88 68

North Dakota St.

Loss, Non-Conf, S Site, H Home A Away N Neutral

North Florida

Through Games Of Feb. 4, 2016

Average RPI Win:	316	WON-LOST	WINNING	LAST 10	STRENGTH OF	OPP. STRENGTH	TEAM	ADJ.	CONF.	ADJ CONF.
Average RPI Loss:	178	RECORD	PCT. RANK	GAMES	SCHEDULE	OF SCHEDULE	RPI	RPI	RPI	RPI
DIV. I ONLY	4- 15	305	2- 8	214	307	302	302	28	28	
DIV. I NON-CONF.	2- 10	304	0- 4	196	310	303	303	27	27	
TOTALS	RPI 1-25	RPI 26-50	W-L RECORDS	RPI 51-100	RPI 101-150	RPI 150+				
4- 15	0- 1	0- 1	OVERALL	0- 2	0- 2	4- 9				
2- 8	0- 0	0- 1	HOME	0- 1	0- 0	2- 6				
2- 7	0- 1	0- 0	AWAY	0- 1	0- 2	2- 3				
0- 0	0- 0	0- 0	NEUTRAL	0- 0	0- 0	0- 0				
2- 10	0- 1	0- 1	NON-CONFERENCE	0- 1	0- 2	2- 5				
1- 5	0- 0	0- 1	HOME	0- 0	0- 0	1- 4				
1- 5	0- 1	0- 0	AWAY	0- 1	0- 2	1- 1				
0- 0	0- 0	0- 0	NEUTRAL	0- 0	0- 0	0- 0				
2- 5	0- 0	0- 0	CONFERENCE	0- 1	0- 0	2- 4				
1- 3	0- 0	0- 0	HOME	0- 1	0- 0	1- 2				
1- 2	0- 0	0- 0	AWAY	0- 0	0- 0	1- 2				
0- 0	0- 0	0- 0	NEUTRAL	0- 0	0- 0	0- 0				

RPI 1-25			RPI 26-50			RPI 51-100			RPI 101+ Team's RPI: 302		
RPI	S	Opponent	Score	RPI	S	Opponent	Score	RPI	S	Opponent	Score
11	A	Florida St.	28 80	36	H	Purdue	47 70	67	A	Nebraska	46 91
								69	H	FGCU	38 65
								128	A	Mercer	54 68
								131	A	Alabama	47 69
								164	H	Jacksonville	39 73
								197	A	Stetson	61 81
								230	A	USC Upstate	54 69
								252	H	UNCW	47 63
								254	A	Georgia St.	63 76
								258	H	Bethune-Cookman	49 53
								282	H	Campbell	55 66
								284	H	Towson	74 72
								286	H	Kennesaw St.	55 70
								308	A	UMKC	62 55
								312	H	South Carolina St.	48 53
								335	H	Lipscomb	78 70
								337	A	NJIT	68 51
LAST 12 Division I GAMES:											
197	A	Stetson	61 81	164	H	Jacksonville	39 73				
69	H	FGCU	38 65	128	A	Mercer	54 68				
230	A	USC Upstate	54 69	252	H	UNCW	47 63				
337	A	NJIT	68 51	282	H	Campbell	55 66				
335	H	Lipscomb	78 70	312	H	South Carolina St.	48 53				
286	H	Kennesaw St.	55 70	131	A	Alabama	47 69				

Non-Div I Games: Warner 60 51 Webber Int'l 60 72 Trinity Baptist 97 30

North Florida

Loss, Non-Conf, S Site, H Home A Away N Neutral

North Texas

Through Games Of Feb. 4, 2016

Average RPI Win:	180	WON-LOST	WINNING	LAST 10	STRENGTH OF	OPP. STRENGTH	TEAM	ADJ.	CONF.	ADJ CONF.
Average RPI Loss:	131	RECORD	PCT. RANK	GAMES	SCHEDULE	OF SCHEDULE	RPI	RPI	RPI	RPI
DIV. I ONLY	8- 11	221	4- 6	153	128	196	196	11	11	
DIV. I NON-CONF.	5- 5	160	2- 1	188	165	171	171	10	10	
TOTALS	RPI 1-25	RPI 26-50	W-L RECORDS	RPI 51-100	RPI 101-150	RPI 150+				
8- 11	0- 0	1- 1	OVERALL	0- 3	3- 3	4- 4				
4- 6	0- 0	0- 1	HOME	0- 2	2- 1	2- 2				
4- 5	0- 0	1- 0	AWAY	0- 1	1- 2	2- 2				
0- 0	0- 0	0- 0	NEUTRAL	0- 0	0- 0	0- 0				
5- 5	0- 0	1- 0	NON-CONFERENCE	0- 1	2- 2	2- 2				
2- 3	0- 0	0- 0	HOME	0- 1	2- 1	0- 1				
3- 2	0- 0	1- 0	AWAY	0- 0	0- 1	2- 1				
0- 0	0- 0	0- 0	NEUTRAL	0- 0	0- 0	0- 0				
3- 6	0- 0	0- 1	CONFERENCE	0- 2	1- 1	2- 2				
2- 3	0- 0	0- 1	HOME	0- 1	0- 0	2- 1				
1- 3	0- 0	0- 0	AWAY	0- 1	1- 1	0- 1				
0- 0	0- 0	0- 0	NEUTRAL	0- 0	0- 0	0- 0				

RPI S	Opponent	Score	RPI S	Opponent	Score	RPI S	Opponent	Score	RPI S	Opponent	Score	Team's RPI: 196
30	A Oklahoma	61 57	54	A Western Ky.	53 65	114	H IUPUI	68 67				
34	H UTEP	67 75	74	H Middle Tenn.	52 76	117	A Iona	51 62				
			94	H Arizona	44 51	118	H San Francisco	61 69				
						134	A Southern Miss.	38 57				
						135	A Marshall	71 63				
						149	H SMU	60 57				
						167	A Texas St.	62 64				
						173	H Weber St.	38 45				
						183	H UAB	53 51				
						231	H UTSA	68 58				
						238	A Rice	97 100				
						238	H Rice	73 79				
						280	A La Salle	69 63				
						316	A Incarnate Word	62 55				
LAST 12 Division I GAMES:												
134	A Southern Miss.	38 57	238	A Rice	97 100							
238	H Rice	73 79	34	H UTEP	67 75							
183	H UAB	53 51	231	H UTSA	68 58							
74	H Middle Tenn.	52 76	316	A Incarnate Word	62 55							
54	A Western Ky.	53 65	280	A La Salle	69 63							
135	A Marshall	71 63	117	A Iona	51 62							

Non-Div I Games:

North Texas

■ Loss,
 ■ Non-Conf,
 ■ S Site,
 ■ Home
 ■ A Away
 N Neutral

Northeastern

Through Games Of Feb. 4, 2016

Average RPI Win:	211	WON-LOST	WINNING	LAST 10	STRENGTH OF	OPP. STRENGTH	TEAM	ADJ.	CONF.	ADJ CONF.
Average RPI Loss:	120	RECORD	PCT. RANK	GAMES	SCHEDULE	OF SCHEDULE	RPI	RPI	RPI	RPI
DIV. I ONLY	7- 13	248	2- 8	89	192	199	199	13	13	
DIV. I NON-CONF.	5- 6	180	0- 3	145	228	196	196	12	12	
TOTALS	RPI 1-25	RPI 26-50	W-L RECORDS	RPI 51-100	RPI 101-150	RPI 150+				
7- 13	0- 1	0- 1	OVERALL	2- 5	0- 2	5- 4				
3- 7	0- 1	0- 0	HOME	1- 3	0- 1	2- 2				
4- 4	0- 0	0- 0	AWAY	1- 2	0- 0	3- 2				
0- 2	0- 0	0- 1	NEUTRAL	0- 0	0- 1	0- 0				
5- 6	0- 1	0- 1	NON-CONFERENCE	1- 1	0- 2	4- 1				
2- 4	0- 1	0- 0	HOME	1- 1	0- 1	1- 1				
3- 0	0- 0	0- 0	AWAY	0- 0	0- 0	3- 0				
0- 2	0- 0	0- 1	NEUTRAL	0- 0	0- 1	0- 0				
2- 7	0- 0	0- 0	CONFERENCE	1- 4	0- 0	1- 3				
1- 3	0- 0	0- 0	HOME	0- 2	0- 0	1- 1				
1- 4	0- 0	0- 0	AWAY	1- 2	0- 0	0- 2				
0- 0	0- 0	0- 0	NEUTRAL	0- 0	0- 0	0- 0				

RPI 1-25				RPI 26-50				RPI 51-100				RPI 101+ Team's RPI: 199			
RPI	S	Opponent	Score	RPI	S	Opponent	Score	RPI	S	Opponent	Score	RPI	S	Opponent	Score
19	H	Michigan St.	51 77	31	N	Missouri	56 69	65	A	James Madison	62 85	126	H	Quinnipiac	60 71
								68	A	Hofstra	50 75	140	N	Fresno St.	55 69
								75	A	Drexel	73 65	191	A	William & Mary	62 69
								75	H	Drexel	49 53	191	H	William & Mary	69 68
								83	H	Elon	54 56	194	A	Delaware	52 59
								90	H	Boston College	45 71	200	H	Canisius	57 68
								93	H	Maine	56 44	212	A	Siena	70 67
												266	A	New Hampshire	66 54
												284	H	Towson	71 72
												295	H	UMES	60 49
												346	A	Boston U.	77 44
LAST 12 Division I GAMES:															
191	A	William & Mary	62 69	194	A	Delaware	52 59								
83	H	Elon	54 56	75	A	Drexel	73 65								
75	H	Drexel	49 53	284	H	Towson	71 72								
68	A	Hofstra	50 75	90	H	Boston College	45 71								
65	A	James Madison	62 85	200	H	Canisius	57 68								
191	H	William & Mary	69 68	19	H	Michigan St.	51 77								

Non-Div I Games:

Northeastern

■ Loss,
 ■ Non-Conf, S Site,
 ■ Home
 ■ Away
 N Neutral

Average RPI Win:	275	WON-LOST	WINNING	LAST 10	STRENGTH OF	OPP. STRENGTH	TEAM	ADJ.	CONF.	ADJ CONF.
Average RPI Loss:	142	RECORD	PCT. RANK	GAMES	SCHEDULE	OF SCHEDULE	RPI	RPI	RPI	RPI
DIV. I ONLY	4- 15	305	2- 8	91	272	259	259	18	18	
DIV. I NON-CONF.	2- 7	280	0- 2	85	211	210	210	19	19	
TOTALS	RPI 1-25	RPI 26-50	W-L RECORDS	RPI 51-100	RPI 101-150	RPI 150+				
4- 15	0- 0	0- 1	OVERALL	0- 2	0- 3	4- 9				
3- 4	0- 0	0- 0	HOME	0- 0	0- 1	3- 3				
1- 10	0- 0	0- 1	AWAY	0- 2	0- 1	1- 6				
0- 1	0- 0	0- 0	NEUTRAL	0- 0	0- 1	0- 0				
2- 7	0- 0	0- 1	NON-CONFERENCE	0- 2	0- 2	2- 2				
1- 1	0- 0	0- 0	HOME	0- 0	0- 0	1- 1				
1- 5	0- 0	0- 1	AWAY	0- 2	0- 1	1- 1				
0- 1	0- 0	0- 0	NEUTRAL	0- 0	0- 1	0- 0				
2- 8	0- 0	0- 0	CONFERENCE	0- 0	0- 1	2- 7				
2- 3	0- 0	0- 0	HOME	0- 0	0- 1	2- 2				
0- 5	0- 0	0- 0	AWAY	0- 0	0- 0	0- 5				
0- 0	0- 0	0- 0	NEUTRAL	0- 0	0- 0	0- 0				

RPI S	Opponent	Score	RPI S	Opponent	Score	RPI S	Opponent	Score	RPI S	Opponent	Score	Team's RPI: 259
34	A UTEP	66 77	67	A Nebraska	67 90	102	A New Mexico St.	53 87	130	H Idaho	51 72	
			92	A Iowa St.	63 79	148	N Long Beach St.	48 69	151	A North Dakota	56 63	
						154	H Hawaii	52 61	163	A Montana St.	77 86	
						168	A Colorado	66 90	173	H Weber St.	56 76	
						176	H Idaho St.	63 62	179	A Northern Colo.	55 79	
						180	A Eastern Wash.	65 72	180	H Eastern Wash.	71 81	
						216	A Montana	58 81	273	H Lamar	75 63	
						321	A UC Irvine	71 55	328	H Southern Utah	57 48	
LAST 12 Division I GAMES:												
180	A Eastern Wash.	65 72	130	H Idaho	51 72							
176	H Idaho St.	63 62	328	H Southern Utah	57 48							
173	H Weber St.	56 76	163	A Montana St.	77 86							
179	A Northern Colo.	55 79	216	A Montana	58 81							
151	A North Dakota	56 63	92	A Iowa St.	63 79							
180	H Eastern Wash.	71 81	67	A Nebraska	67 90							

Non-Div I Games: N.M. Highlands 91 43 Dixie St. 68 66

Northern Ariz.

Loss, Non-Conf, S Site, H Home A Away N Neutral

Average RPI Win:	221	WON-LOST	WINNING	LAST 10	STRENGTH OF	OPP. STRENGTH	TEAM	ADJ.	CONF.	ADJ CONF.
Average RPI Loss:	142	RECORD	PCT. RANK	GAMES	SCHEDULE	OF SCHEDULE	RPI	RPI	RPI	RPI
DIV. I ONLY	8- 11	221	4- 6	118	224	179	179	18	18	
DIV. I NON-CONF.	4- 5	193	0- 2	148	89	161	161	19	19	
TOTALS	RPI 1-25	RPI 26-50	W-L RECORDS	RPI 51-100	RPI 101-150	RPI 150+				
8- 11	0- 0	0- 1	OVERALL	0- 2	1- 1	7- 7				
5- 2	0- 0	0- 1	HOME	0- 1	0- 0	5- 0				
1- 9	0- 0	0- 0	AWAY	0- 1	0- 1	1- 7				
2- 0	0- 0	0- 0	NEUTRAL	0- 0	1- 0	1- 0				
4- 5	0- 0	0- 1	NON-CONFERENCE	0- 2	1- 0	3- 2				
1- 2	0- 0	0- 1	HOME	0- 1	0- 0	1- 0				
1- 3	0- 0	0- 0	AWAY	0- 1	0- 0	1- 2				
2- 0	0- 0	0- 0	NEUTRAL	0- 0	1- 0	1- 0				
4- 6	0- 0	0- 0	CONFERENCE	0- 0	0- 1	4- 5				
4- 0	0- 0	0- 0	HOME	0- 0	0- 0	4- 0				
0- 6	0- 0	0- 0	AWAY	0- 0	0- 1	0- 5				
0- 0	0- 0	0- 0	NEUTRAL	0- 0	0- 0	0- 0				

RPI S	Opponent	Score	RPI S	Opponent	Score	RPI S	Opponent	Score	RPI S	Opponent	Score	Team's RPI: 179
42	H St. Mary's (CA)	52 65	57	A South Dakota St.	62 66	108	N Akron	78 65				
			61	H Colorado St.	46 62	130	A Idaho	56 66				
						151	A North Dakota	51 54				
						163	A Montana St.	58 66				
						168	A Colorado	41 63				
						173	A Weber St.	79 82				
						173	H Weber St.	65 63				
						176	H Idaho St.	48 47				
						180	A Eastern Wash.	55 59				
						202	N Valparaiso	77 63				
						216	A Montana	46 58				
						225	H Utah St.	74 60				
						226	A Grand Canyon	59 69				
						259	H Northern Ariz.	79 55				
						300	A Denver	60 51				
						328	H Southern Utah	64 44				
LAST 12 Division I GAMES:												
173	A Weber St.	79 82	173	H Weber St.	65 63							
151	A North Dakota	51 54	176	H Idaho St.	48 47							
259	H Northern Ariz.	79 55	130	A Idaho	56 66							
328	H Southern Utah	64 44	180	A Eastern Wash.	55 59							
163	A Montana St.	58 66	226	A Grand Canyon	59 69							
216	A Montana	46 58	61	H Colorado St.	46 62							

Non-Div I Games: Western St. 101 48

Northern Colo.

■ Loss,
■ Non-Conf, S Site,
■ Home
■ Away
N Neutral

Average RPI Win:	247	WON-LOST	WINNING	LAST 10	STRENGTH OF	OPP. STRENGTH	TEAM	ADJ.	CONF.	ADJ CONF.
Average RPI Loss:	168	RECORD	PCT. RANK	GAMES	SCHEDULE	OF SCHEDULE	RPI	RPI	RPI	RPI
DIV. I ONLY	8- 11	221	1- 0	322	176	264	264	12	12	
DIV. I NON-CONF.	6- 4	125	1- 0	348	260	254	254	13	13	
TOTALS	RPI 1-25	RPI 26-50	W-L RECORDS	RPI 51-100	RPI 101-150	RPI 150+				
8- 11	0- 0	0- 1	OVERALL	0- 1	3- 3	5- 6				
4- 3	0- 0	0- 1	HOME	0- 0	2- 1	2- 1				
2- 7	0- 0	0- 0	AWAY	0- 1	1- 2	1- 4				
2- 1	0- 0	0- 0	NEUTRAL	0- 0	0- 0	2- 1				
6- 4	0- 0	0- 0	NON-CONFERENCE	0- 0	1- 1	5- 3				
3- 0	0- 0	0- 0	HOME	0- 0	1- 0	2- 0				
1- 3	0- 0	0- 0	AWAY	0- 0	0- 1	1- 2				
2- 1	0- 0	0- 0	NEUTRAL	0- 0	0- 0	2- 1				
2- 7	0- 0	0- 1	CONFERENCE	0- 1	2- 2	0- 3				
1- 3	0- 0	0- 1	HOME	0- 0	1- 1	0- 1				
1- 4	0- 0	0- 0	AWAY	0- 1	1- 1	0- 2				
0- 0	0- 0	0- 0	NEUTRAL	0- 0	0- 0	0- 0				

RPI S	Opponent	Score	RPI S	Opponent	Score	RPI S	Opponent	Score	RPI S	Opponent	Score	Team's RPI: 264
			32	H Ohio	47 72	84	A Central Mich.	63 95	104	H Drake	87 73	
									108	A Akron	65 58	
									109	A Toledo	59 66	
									122	H Eastern Mich.	80 87	
									125	H Buffalo	76 74	
									144	A SIUE	67 93	
									157	A Wisconsin	62 89	
									189	A Milwaukee	58 73	
									201	N Kansas	58 66	
									235	H Bowling Green	43 58	
									245	A Miami (OH)	60 66	
									301	H Bradley	68 64	
									317	N Illinois St.	68 59	
									330	A Kent St.	85 95	
									336	A Chicago St.	68 50	
									341	N Cal St. Fullerton	72 49	
									342	H Eastern Ill.	79 63	
LAST 12 Division I GAMES:												
			341	N Cal St. Fullerton	72 49	84	A Central Mich.	63 95				
			125	H Buffalo	76 74	122	H Eastern Mich.	80 87				
			330	A Kent St.	85 95	245	A Miami (OH)	60 66				
			32	H Ohio	47 72	108	A Akron	65 58				
			235	H Bowling Green	43 58	336	A Chicago St.	68 50				
			109	A Toledo	59 66	301	H Bradley	68 64				

Non-Div I Games: Wis. Lutheran 69 42

Northern Ill.

■ Loss,
 ■ Non-Conf,
 ■ S Site,
 ■ H Home
 ■ A Away
 N Neutral

Average RPI Win:	220	WON-LOST	WINNING	LAST 10	STRENGTH OF	OPP. STRENGTH	TEAM	ADJ.	CONF.	ADJ CONF.
Average RPI Loss:	129	RECORD	PCT. RANK	GAMES	SCHEDULE	OF SCHEDULE	RPI	RPI	RPI	RPI
DIV. I ONLY	11- 8	127	5- 5	167	166	147	147	14	14	
DIV. I NON-CONF.	6- 3	100	0- 1	271	122	169	169	14	14	
TOTALS	RPI 1-25	RPI 26-50	W-L RECORDS	RPI 51-100	RPI 101-150	RPI 150+				
11- 8	0- 2	0- 0	OVERALL	1- 0	1- 2	9- 4				
5- 5	0- 2	0- 0	HOME	1- 0	0- 1	4- 2				
6- 3	0- 0	0- 0	AWAY	0- 0	1- 1	5- 2				
0- 0	0- 0	0- 0	NEUTRAL	0- 0	0- 0	0- 0				
6- 3	0- 1	0- 0	NON-CONFERENCE	1- 0	0- 1	5- 1				
4- 2	0- 1	0- 0	HOME	1- 0	0- 1	3- 0				
2- 1	0- 0	0- 0	AWAY	0- 0	0- 0	2- 1				
0- 0	0- 0	0- 0	NEUTRAL	0- 0	0- 0	0- 0				
5- 5	0- 1	0- 0	CONFERENCE	0- 0	1- 1	4- 3				
1- 3	0- 1	0- 0	HOME	0- 0	0- 0	1- 2				
4- 2	0- 0	0- 0	AWAY	0- 0	1- 1	3- 1				
0- 0	0- 0	0- 0	NEUTRAL	0- 0	0- 0	0- 0				

RPI	S	Opponent	Score	RPI	S	Opponent	Score	RPI	S	Opponent	Score	RPI	S	Opponent	Score	Team's RPI: 147
16	H	Kentucky	65 84					77	H	Marquette	83 78	105	A	Wright St.	61 66	
23	H	Green Bay	73 81									106	A	Youngstown St.	88 77	
												108	H	Akron	75 77	
												181	A	Detroit	65 66	
												189	H	Milwaukee	60 86	
												190	A	Oakland	75 71	
												202	H	Valparaiso	60 61	
												205	A	Robert Morris	72 70	
												207	A	Cincinnati	68 71	
												219	A	Ill.-Chicago	72 61	
												219	H	Ill.-Chicago	55 53	
												241	H	Indiana St.	73 67	
												245	A	Miami (OH)	71 57	
												277	H	Tennessee Tech	88 62	
												307	A	Cleveland St.	83 51	
												332	H	IPFW	77 64	
LAST 12 Division I GAMES:																
219	A	Ill.-Chicago	72 61	190	A	Oakland	75 71									
106	A	Youngstown St.	88 77	105	A	Wright St.	61 66									
307	A	Cleveland St.	83 51	219	H	Ill.-Chicago	55 53									
189	H	Milwaukee	60 86	202	H	Valparaiso	60 61									
23	H	Green Bay	73 81	108	H	Akron	75 77									
181	A	Detroit	65 66	332	H	IPFW	77 64									

Non-Div I Games: Ind.-Kokomo 104 33 West Virginia St. 92 47

Northern Ky.

Loss, Non-Conf, S Site, H Home A Away N Neutral

Northwestern

Through Games Of Feb. 4, 2016

Average RPI Win:	172	WON-LOST	WINNING	LAST 10	STRENGTH OF	OPP. STRENGTH	TEAM	ADJ.	CONF.	ADJ CONF.
Average RPI Loss:	48	RECORD	PCT. RANK	GAMES	SCHEDULE	OF SCHEDULE	RPI	RPI	RPI	RPI
DIV. I ONLY	14- 9	111	3- 7	58	52	79	79	4	4	
DIV. I NON-CONF.	11- 1	16	1- 0	232	182	73	73	4	4	
TOTALS	RPI 1-25	RPI 26-50	W-L RECORDS	RPI 51-100	RPI 101-150	RPI 150+				
14- 9	1- 3	0- 4	OVERALL	1- 1	4- 1	8- 0				
8- 4	1- 0	0- 4	HOME	1- 0	1- 0	5- 0				
3- 5	0- 0	0- 0	AWAY	0- 0	2- 1	1- 0				
3- 0	0- 0	0- 0	NEUTRAL	0- 0	1- 0	2- 0				
11- 1	0- 0	0- 1	NON-CONFERENCE	0- 0	3- 0	8- 0				
6- 1	0- 0	0- 1	HOME	0- 0	1- 0	5- 0				
2- 0	0- 0	0- 0	AWAY	0- 0	1- 0	1- 0				
3- 0	0- 0	0- 0	NEUTRAL	0- 0	1- 0	2- 0				
3- 8	1- 3	0- 3	CONFERENCE	1- 1	1- 1	0- 0				
2- 3	1- 0	0- 3	HOME	1- 0	0- 0	0- 0				
1- 5	0- 3	0- 0	AWAY	0- 1	1- 1	0- 0				
0- 0	0- 0	0- 0	NEUTRAL	0- 0	0- 0	0- 0				

RPI	S	Opponent	Score	RPI	S	Opponent	Score	RPI	S	Opponent	Score	RPI	S	Opponent	Score
6	A	Ohio St.	73 76	26	H	DePaul	64 77	67	H	Nebraska	85 62	116	A	North Carolina	85 72
6	H	Ohio St.	86 82	36	H	Purdue	71 85	99	A	Minnesota	92 95	119	H	Western Mich.	86 62
14	A	Maryland	62 80	46	H	Iowa	64 79					120	N	Creighton	75 52
19	A	Michigan St.	51 74	47	H	Indiana	84 91					138	A	Penn St.	72 79
												150	A	Illinois	69 59
												155	A	Loyola Chicago	81 72
												175	N	East Carolina	78 75
												176	H	Idaho St.	72 36
												180	N	Eastern Wash.	74 70
												189	H	Milwaukee	69 44
												308	H	UMKC	80 38
												320	H	Howard	89 49
												327	H	Alcorn	91 47
LAST 12 Division I GAMES:															
150	A	Illinois	69 59	6	H	Ohio St.	86 82								
46	H	Iowa	64 79	19	A	Michigan St.	51 74								
6	A	Ohio St.	73 76	36	H	Purdue	71 85								
47	H	Indiana	84 91	67	H	Nebraska	85 62								
99	A	Minnesota	92 95	138	A	Penn St.	72 79								
14	A	Maryland	62 80	308	H	UMKC	80 38								

Non-Div I Games:

Northwestern

■ Loss,
 ■ Non-Conf, S Site,
 ■ Home
 ■ Away
 N Neutral

Average RPI Win:	282	WON-LOST	WINNING	LAST 10	STRENGTH OF	OPP. STRENGTH	TEAM	ADJ.	CONF.	ADJ CONF.
Average RPI Loss:	131	RECORD	PCT. RANK	GAMES	SCHEDULE	OF SCHEDULE	RPI	RPI	RPI	RPI
DIV. I ONLY	8- 10	203	5- 5	123	305	177	177	27	27	
DIV. I NON-CONF.	2- 5	253	0- 0	6	275	137	137	26	26	
TOTALS	RPI 1-25	RPI 26-50	W-L RECORDS	RPI 51-100	RPI 101-150	RPI 150+				
8- 10	0- 2	0- 0	OVERALL	0- 1	0- 4	8- 3				
6- 1	0- 0	0- 0	HOME	0- 0	0- 1	6- 0				
2- 8	0- 1	0- 0	AWAY	0- 0	0- 0	2- 0				
0- 1	0- 0	0- 0	NEUTRAL	0- 0	0- 1	0- 0				
2- 5	0- 2	0- 0	NON-CONFERENCE	0- 0	0- 3	2- 0				
2- 0	0- 0	0- 0	HOME	0- 0	0- 0	2- 0				
0- 4	0- 2	0- 0	AWAY	0- 0	0- 2	0- 0				
0- 1	0- 0	0- 0	NEUTRAL	0- 0	0- 1	0- 0				
6- 5	0- 0	0- 0	CONFERENCE	0- 1	0- 1	6- 3				
4- 1	0- 0	0- 0	HOME	0- 0	0- 1	4- 0				
2- 4	0- 0	0- 0	AWAY	0- 1	0- 0	2- 3				
0- 0	0- 0	0- 0	NEUTRAL	0- 0	0- 0	0- 0				

RPI 1-25				RPI 26-50				RPI 51-100				RPI 101+ Team's RPI: 177			
RPI	S	Opponent	Score	RPI	S	Opponent	Score	RPI	S	Opponent	Score	RPI	S	Opponent	Score
3	A	Baylor	44 86					59	A	Abilene Christian	46 67	102	A	New Mexico St.	54 65
9	A	Texas	33 86									113	H	Central Ark.	49 74
												148	N	Long Beach St.	59 60
												149	A	SMU	36 74
												152	A	McNeese St.	74 78
												217	H	Grambling	71 62
												228	H	Houston Baptist	55 44
												244	H	Sam Houston St.	69 49
												250	A	Stephen F. Austin	52 68
												273	A	Lamar	73 51
												315	H	Southeastern La.	82 62
												316	A	Incarinate Word	53 48
												322	A	Nicholls St.	61 70
												325	H	Jackson St.	59 54
												334	H	A&M-Corpus Christi	60 43
LAST 12 Division I GAMES:															
250	A	Stephen F. Austin	52 68	334	H	A&M-Corpus Christi	60 43								
315	H	Southeastern La.	82 62	316	A	Incarinate Word	53 48								
113	H	Central Ark.	49 74	59	A	Abilene Christian	46 67								
152	A	McNeese St.	74 78	244	H	Sam Houston St.	69 49								
322	A	Nicholls St.	61 70	228	H	Houston Baptist	55 44								
273	A	Lamar	73 51	325	H	Jackson St.	59 54								

Non-Div I Games: LeTourneau 73 44 Xavier (LA) 73 57 LSU-Alexandria 94 65 Central Baptist 86 56 Northwestern St.

Average RPI Win:	82	WON-LOST	WINNING	LAST 10	STRENGTH OF	OPP. STRENGTH	TEAM	ADJ.	CONF.	ADJ CONF.
Average RPI Loss:	4	RECORD	PCT. RANK	GAMES	SCHEDULE	OF SCHEDULE	RPI	RPI	RPI	RPI
DIV. I ONLY	22- 1	3	4- 0	3	1	1	1	5	5	
DIV. I NON-CONF.	12- 1	10	1- 0	9	1	2	2	5	5	
TOTALS	RPI 1-25	RPI 26-50	W-L RECORDS	RPI 51-100	RPI 101-150	RPI 150+				
22- 1	4- 1	4- 0	OVERALL	8- 0	4- 0	2- 0				
11- 0	3- 0	3- 0	HOME	2- 0	3- 0	0- 0				
9- 1	0- 1	1- 0	AWAY	6- 0	1- 0	1- 0				
2- 0	1- 0	0- 0	NEUTRAL	0- 0	0- 0	1- 0				
12- 1	4- 1	1- 0	NON-CONFERENCE	3- 0	2- 0	2- 0				
6- 0	3- 0	1- 0	HOME	0- 0	2- 0	0- 0				
4- 1	0- 1	0- 0	AWAY	3- 0	0- 0	1- 0				
2- 0	1- 0	0- 0	NEUTRAL	0- 0	0- 0	1- 0				
10- 0	0- 0	3- 0	CONFERENCE	5- 0	2- 0	0- 0				
5- 0	0- 0	2- 0	HOME	2- 0	1- 0	0- 0				
5- 0	0- 0	1- 0	AWAY	3- 0	1- 0	0- 0				
0- 0	0- 0	0- 0	NEUTRAL	0- 0	0- 0	0- 0				

RPI	S	Opponent	Score	RPI	S	Opponent	Score	RPI	S	Opponent	Score	RPI	S	Opponent	Score
4	A	UConn	81 91	26	H	DePaul	95 90	57	A	South Dakota St.	75 64	103	H	Bucknell	85 54
6	H	Ohio St.	75 72	28	H	Syracuse	90 62	78	A	Georgia Tech	54 42	109	H	Toledo	74 39
7	H	Oregon St.	62 61	35	H	North Carolina St.	82 46	78	H	Georgia Tech	85 76	116	H	North Carolina	88 54
8	N	UCLA	92 84	38	A	Duke	68 61	87	A	Virginia	74 46	146	A	Pittsburgh	65 55
13	H	Tennessee	79 66					88	A	Saint Joseph's	91 55	202	A	Valparaiso	110 54
								90	A	Boston College	63 50	300	N	Denver	94 52
								91	A	TCU	88 72				
								98	H	Virginia Tech	80 41				
LAST 12 Division I GAMES:															
8	N	UCLA	92 84	13	H	Tennessee	79 66								
35	H	North Carolina St.	82 46	90	A	Boston College	63 50								
38	A	Duke	68 61	116	H	North Carolina	88 54								
78	A	Georgia Tech	54 42	87	A	Virginia	74 46								
98	H	Virginia Tech	80 41	146	A	Pittsburgh	65 55								
28	H	Syracuse	90 62	78	H	Georgia Tech	85 76								

Non-Div I Games:

Notre Dame

Average RPI Win:	258	WON-LOST	WINNING	LAST 10	STRENGTH OF	OPP. STRENGTH	TEAM	ADJ.	CONF.	ADJ CONF.
Average RPI Loss:	134	RECORD	PCT. RANK	GAMES	SCHEDULE	OF SCHEDULE	RPI	RPI	RPI	RPI
DIV. I ONLY	10- 9	157	5- 5	241	228	190	190	14	14	
DIV. I NON-CONF.	6- 3	100	3- 0	338	316	223	223	14	14	
TOTALS	RPI 1-25	RPI 26-50	W-L RECORDS	RPI 51-100	RPI 101-150	RPI 150+				
10- 9	1- 1	0- 0	OVERALL	0- 1	0- 4	9- 3				
3- 5	0- 1	0- 0	HOME	0- 1	0- 3	3- 0				
7- 4	1- 0	0- 0	AWAY	0- 0	0- 1	6- 3				
0- 0	0- 0	0- 0	NEUTRAL	0- 0	0- 0	0- 0				
6- 3	0- 1	0- 0	NON-CONFERENCE	0- 1	0- 0	6- 1				
2- 2	0- 1	0- 0	HOME	0- 1	0- 0	2- 0				
4- 1	0- 0	0- 0	AWAY	0- 0	0- 0	4- 1				
0- 0	0- 0	0- 0	NEUTRAL	0- 0	0- 0	0- 0				
4- 6	1- 0	0- 0	CONFERENCE	0- 0	0- 4	3- 2				
1- 3	0- 0	0- 0	HOME	0- 0	0- 3	1- 0				
3- 3	1- 0	0- 0	AWAY	0- 0	0- 1	2- 2				
0- 0	0- 0	0- 0	NEUTRAL	0- 0	0- 0	0- 0				

RPI 1-25				RPI 26-50				RPI 51-100				RPI 101+ Team's RPI: 190			
RPI	S	Opponent	Score	RPI	S	Opponent	Score	RPI	S	Opponent	Score	RPI	S	Opponent	Score
19	H	Michigan St.	62 82					84	H	Central Mich.	87 110	105	H	Wright St.	72 77
23	A	Green Bay	58 56									106	A	Youngstown St.	63 67
												106	H	Youngstown St.	77 96
												147	H	Northern Ky.	71 75
												181	A	Detroit	79 73
												189	A	Milwaukee	64 77
												202	A	Valparaiso	66 81
												219	A	Ill.-Chicago	78 76
												245	A	Miami (OH)	54 65
												269	H	Dartmouth	78 60
												276	A	Vermont	74 68
												289	A	Niagara	77 67
												307	H	Cleveland St.	79 69
												332	H	IPFW	81 74
												336	A	Chicago St.	74 51
												349	A	Norfolk St.	83 73
LAST 12 Division I GAMES:															
106	A	Youngstown St.	63 67	202	A	Valparaiso	66 81								
189	A	Milwaukee	64 77	219	A	Ill.-Chicago	78 76								
23	A	Green Bay	58 56	307	H	Cleveland St.	79 69								
181	A	Detroit	79 73	276	A	Vermont	74 68								
105	H	Wright St.	72 77	332	H	IPFW	81 74								
147	H	Northern Ky.	71 75	336	A	Chicago St.	74 51								

Non-Div I Games: Rochester College 83 49 Mich.-Dearborn 123 38

Oakland

Loss, Non-Conf, S Site, H Home A Away N Neutral

Average RPI Win:	171	WON-LOST	WINNING	LAST 10	STRENGTH OF	OPP. STRENGTH	TEAM	ADJ.	CONF.	ADJ CONF.
Average RPI Loss:	88	RECORD	PCT. RANK	GAMES	SCHEDULE	OF SCHEDULE	RPI	RPI	RPI	RPI
DIV. I ONLY	17- 4	33	9- 1	111	98	32	32	12	12	
DIV. I NON-CONF.	8- 3	77	2- 0	185	57	63	63	13	13	
TOTALS	RPI 1-25	RPI 26-50	W-L RECORDS	RPI 51-100	RPI 101-150	RPI 150+				
17- 4	0- 1	1- 0	OVERALL	5- 1	3- 2	8- 0				
7- 0	0- 0	0- 0	HOME	3- 0	2- 0	2- 0				
6- 4	0- 0	0- 0	AWAY	1- 1	1- 0	4- 0				
4- 0	0- 0	1- 0	NEUTRAL	1- 0	0- 0	2- 0				
8- 3	0- 1	1- 0	NON-CONFERENCE	2- 1	0- 1	5- 0				
3- 0	0- 0	0- 0	HOME	1- 0	0- 0	2- 0				
1- 3	0- 1	0- 0	AWAY	0- 1	0- 1	1- 0				
4- 0	0- 0	1- 0	NEUTRAL	1- 0	0- 0	2- 0				
9- 1	0- 0	0- 0	CONFERENCE	3- 0	3- 1	3- 0				
4- 0	0- 0	0- 0	HOME	2- 0	2- 0	0- 0				
5- 1	0- 0	0- 0	AWAY	1- 0	1- 1	3- 0				
0- 0	0- 0	0- 0	NEUTRAL	0- 0	0- 0	0- 0				

RPI S	Opponent	Score	RPI S	Opponent	Score	Team's RPI: 32	RPI S	Opponent	Score	RPI S	Opponent	Score	RPI S	Opponent	Score
25	A Duquesne	47 64	47	N Indiana	63 56		52	A Vanderbilt	59 62	108	H Akron	75 55			
							58	A Ball St.	68 67	119	H Western Mich.	73 63			
							58	H Ball St.	73 48	122	A Eastern Mich.	71 64			
							69	N FGCU	69 57	125	A Buffalo	43 51			
							74	H Middle Tenn.	72 49	150	A Illinois	53 62			
							84	H Central Mich.	86 84	175	N East Carolina	64 61			
										235	A Bowling Green	72 57			
										252	A UNCW	75 59			
										264	A Northern Ill.	72 47			
										274	H Saint Francis (PA)	91 65			
										313	N Winthrop	75 54			
										330	A Kent St.	93 54			
										332	H IPFW	79 52			
LAST 12 Division I GAMES:															
125	A Buffalo	43 51	122	A Eastern Mich.	71 64										
58	A Ball St.	68 67	235	A Bowling Green	72 57										
108	H Akron	75 55	58	H Ball St.	73 48										
264	A Northern Ill.	72 47	119	H Western Mich.	73 63										
330	A Kent St.	93 54	74	H Middle Tenn.	72 49										
84	H Central Mich.	86 84	175	N East Carolina	64 61										

Non-Div I Games:

Ohio

Average RPI Win: 104		WON-LOST	WINNING	LAST 10	STRENGTH OF	OPP. STRENGTH	TEAM	ADJ.	CONF.	ADJ CONF.
Average RPI Loss: 22		RECORD	PCT. RANK	GAMES	SCHEDULE	OF SCHEDULE	RPI	RPI	RPI	RPI
DIV. I ONLY		18- 4	25	9- 1	4	10	6	6	4	4
DIV. I NON-CONF.		8- 3	77	1- 0	8	39	10	10	4	4
TOTALS		RPI 1-25	RPI 26-50		W-L RECORDS		RPI 51-100	RPI 101-150	RPI 150+	
18- 4		3- 3	5- 0		OVERALL		3- 1	3- 0	4- 0	
11- 1		1- 1	4- 0		HOME		2- 0	1- 0	3- 0	
5- 3		1- 2	1- 0		AWAY		1- 1	1- 0	1- 0	
2- 0		1- 0	0- 0		NEUTRAL		0- 0	1- 0	0- 0	
8- 3		1- 3	1- 0		NON-CONFERENCE		1- 0	2- 0	3- 0	
5- 1		0- 1	1- 0		HOME		1- 0	1- 0	2- 0	
1- 2		0- 2	0- 0		AWAY		0- 0	0- 0	1- 0	
2- 0		1- 0	0- 0		NEUTRAL		0- 0	1- 0	0- 0	
10- 1		2- 0	4- 0		CONFERENCE		2- 1	1- 0	1- 0	
6- 0		1- 0	3- 0		HOME		1- 0	0- 0	1- 0	
4- 1		1- 0	1- 0		AWAY		1- 1	1- 0	0- 0	
0- 0		0- 0	0- 0		NEUTRAL		0- 0	0- 0	0- 0	

RPI	S	Opponent	Score	RPI	S	Opponent	Score	RPI	S	Opponent	Score	RPI	S	Opponent	Score
1	A	Notre Dame	72 75	36	H	Purdue	90 70	73	A	Michigan	97 93	107	N	Liberty	75 65
2	A	South Carolina	80 88	47	H	Indiana	97 70	79	A	Northwestern	82 86	122	H	Belmont	84 56
4	H	UConn	56 100	48	A	Rutgers	67 58	79	H	Northwestern	76 73	150	A	Illinois	80 70
14	A	Maryland	80 71	48	H	Rutgers	90 78	87	H	Virginia	93 73	157	H	Wisconsin	87 61
17	N	Texas A&M	95 80	50	H	Princeton	90 70					207	A	Cincinnati	105 76
19	H	Michigan St.	85 80									278	H	N.C. A&T	89 56
												338	H	Wagner	106 47
LAST 12 Division I GAMES:															
157	H	Wisconsin	87 61	79	A	Northwestern	82 86								
150	A	Illinois	80 70	48	H	Rutgers	90 78								
79	H	Northwestern	76 73	47	H	Indiana	97 70								
48	A	Rutgers	67 58	14	A	Maryland	80 71								
73	A	Michigan	97 93	19	H	Michigan St.	85 80								
36	H	Purdue	90 70	87	H	Virginia	93 73								

Non-Div I Games:

Ohio St.

RPI 1-25				RPI 26-50				Team's RPI: 30				RPI 51-100				RPI 101+			
RPI	S	Opponent	Score	RPI	S	Opponent	Score	RPI	S	Opponent	Score	RPI	S	Opponent	Score	RPI	S	Opponent	Score
3	A	Baylor	68 78	39	H	West Virginia	57 54	71	N	Utah	70 55	127	H	Texas Tech	92 53				
9	A	Texas	76 83	49	H	Kansas St.	68 58	90	N	Boston College	76 61	174	H	Little Rock	65 52				
15	A	Oklahoma St.	42 73					91	A	TCU	78 65	188	A	Tulsa	75 62				
15	H	Oklahoma St.	69 71					92	A	Iowa St.	77 71	196	H	North Texas	57 61				
17	N	Texas A&M	68 74									201	H	Kansas	67 44				
20	A	Washington	71 68									231	H	UTSA	80 41				
21	H	BYU	73 47									301	A	Bradley	79 46				
												313	H	Winthrop	78 48				
LAST 12 Division I GAMES:																			
				15	H	Oklahoma St.	69 71	49	H	Kansas St.	68 58								
				92	A	Iowa St.	77 71	91	A	TCU	78 65								
				39	H	West Virginia	57 54	3	A	Baylor	68 78								
				9	A	Texas	76 83	201	H	Kansas	67 44								
				127	H	Texas Tech	92 53	17	N	Texas A&M	68 74								
				15	A	Oklahoma St.	42 73	231	H	UTSA	80 41								

Oklahoma

Page 213

Average RPI Win:	142	WON-LOST	WINNING	LAST 10	STRENGTH OF	OPP. STRENGTH	TEAM	ADJ.	CONF.	ADJ CONF.
Average RPI Loss:	48	RECORD	PCT. RANK	GAMES	SCHEDULE	OF SCHEDULE	RPI	RPI	RPI	RPI
DIV. I ONLY	17- 4	33	7- 3	46	59	15	15	3	3	
DIV. I NON-CONF.	10- 1	19	2- 0	166	201	32	32	3	3	
TOTALS	RPI 1-25	RPI 26-50	W-L RECORDS	RPI 51-100	RPI 101-150	RPI 150+				
17- 4	1- 1	2- 2	OVERALL	4- 1	3- 0	7- 0				
12- 1	1- 1	1- 0	HOME	3- 0	2- 0	5- 0				
5- 3	0- 0	1- 2	AWAY	1- 1	1- 0	2- 0				
0- 0	0- 0	0- 0	NEUTRAL	0- 0	0- 0	0- 0				
10- 1	0- 0	0- 1	NON-CONFERENCE	2- 0	2- 0	6- 0				
8- 0	0- 0	0- 0	HOME	1- 0	2- 0	5- 0				
2- 1	0- 0	0- 1	AWAY	1- 0	0- 0	1- 0				
0- 0	0- 0	0- 0	NEUTRAL	0- 0	0- 0	0- 0				
7- 3	1- 1	2- 1	CONFERENCE	2- 1	1- 0	1- 0				
4- 1	1- 1	1- 0	HOME	2- 0	0- 0	0- 0				
3- 2	0- 0	1- 1	AWAY	0- 1	1- 0	1- 0				
0- 0	0- 0	0- 0	NEUTRAL	0- 0	0- 0	0- 0				

RPI	S	Opponent	Score	RPI	S	Opponent	Score	RPI	S	Opponent	Score	RPI	S	Opponent	Score
3	H	Baylor	52 45	30	A	Oklahoma	71 69	55	H	Washington St.	70 60	116	H	North Carolina	77 67
9	H	Texas	48 78	30	H	Oklahoma	73 42	91	H	TCU	80 52	127	A	Texas Tech	69 46
				40	A	South Fla.	46 68	92	A	Iowa St.	42 49	144	H	SIUE	86 61
				49	A	Kansas St.	44 47	92	H	Iowa St.	79 76	161	H	Oral Roberts	59 55
								97	A	Missouri St.	74 55	198	H	UTRGV	78 54
												201	A	Kansas	74 46
												251	A	UCF	74 55
												256	H	Texas Southern	87 52
												273	H	Lamar	90 45
												294	H	Savannah St.	76 48
LAST 12 Division I GAMES:															
30	A	Oklahoma	71 69	9	H	Texas	48 78	127	A	Texas Tech	69 46	92	A	Iowa St.	42 49
91	H	TCU	80 52	201	A	Kansas	74 46	3	H	Baylor	52 45	294	H	Savannah St.	76 48
92	H	Iowa St.	79 76	30	H	Oklahoma	73 42	251	A	UCF	74 55				
49	A	Kansas St.	44 47												

Non-Div I Games:

Oklahoma St.

Average RPI Win:	218	WON-LOST	WINNING	LAST 10	STRENGTH OF	OPP. STRENGTH	TEAM	ADJ.	CONF.	ADJ CONF.
Average RPI Loss:	120	RECORD	PCT. RANK	GAMES	SCHEDULE	OF SCHEDULE	RPI	RPI	RPI	RPI
DIV. I ONLY	9- 12	211	5- 5	104	173	165	165	11	11	
DIV. I NON-CONF.	4- 8	234	1- 2	149	258	217	217	10	10	
TOTALS	RPI 1-25	RPI 26-50	W-L RECORDS	RPI 51-100	RPI 101-150	RPI 150+				
9- 12	0- 1	0- 1	OVERALL	2- 3	2- 2	5- 5				
5- 3	0- 0	0- 1	HOME	0- 0	2- 0	3- 2				
4- 6	0- 0	0- 0	AWAY	2- 2	0- 1	2- 3				
0- 3	0- 1	0- 0	NEUTRAL	0- 1	0- 1	0- 0				
4- 8	0- 1	0- 1	NON-CONFERENCE	0- 2	0- 1	4- 3				
2- 2	0- 0	0- 1	HOME	0- 0	0- 0	2- 1				
2- 3	0- 0	0- 0	AWAY	0- 1	0- 0	2- 2				
0- 3	0- 1	0- 0	NEUTRAL	0- 1	0- 1	0- 0				
5- 4	0- 0	0- 0	CONFERENCE	2- 1	2- 1	1- 2				
3- 1	0- 0	0- 0	HOME	0- 0	2- 0	1- 1				
2- 3	0- 0	0- 0	AWAY	2- 1	0- 1	0- 1				
0- 0	0- 0	0- 0	NEUTRAL	0- 0	0- 0	0- 0				

RPI 1-25				RPI 26-50				RPI 51-100				RPI 101+ Team's RPI: 165			
RPI	S	Opponent	Score	RPI	S	Opponent	Score	RPI	S	Opponent	Score	RPI	S	Opponent	Score
14	N	Maryland	49 95	44	H	Miami (FL)	35 61	54	A	Western Ky.	51 68	134	H	Southern Miss.	53 45
								57	N	South Dakota St.	39 71	135	A	Marshall	62 80
								74	A	Middle Tenn.	61 58	145	H	Fla. Atlantic	85 45
								85	A	Charlotte	71 59	146	N	Pittsburgh	58 67
								96	A	VCU	54 74	153	H	ETSU	52 56
												166	H	Louisiana Tech	51 69
												183	A	UAB	55 58
												191	A	William & Mary	64 75
												204	A	Richmond	57 62
												263	H	Loyola Maryland	64 41
												295	A	UMES	69 52
												310	H	FIU	84 49
												320	A	Howard	83 64
												338	H	Wagner	71 57
LAST 12 Division I GAMES:															
310	H	FIU	84 49	134	H	Southern Miss.	53 45	166	H	Louisiana Tech	51 69				
145	H	Fla. Atlantic	85 45	85	A	Charlotte	71 59	191	A	William & Mary	64 75				
135	A	Marshall	62 80	295	A	UMES	69 52	96	A	VCU	54 74				
54	A	Western Ky.	51 68												
74	A	Middle Tenn.	61 58												
183	A	UAB	55 58												

Non-Div I Games:

Old Dominion

■ Loss,
 ■ Non-Conf, S Site,
 ■ Home
 ■ Away
 N Neutral

Average RPI Win:	209	WON-LOST	WINNING	LAST 10	STRENGTH OF	OPP. STRENGTH	TEAM	ADJ.	CONF.	ADJ CONF.
Average RPI Loss:	72	RECORD	PCT. RANK	GAMES	SCHEDULE	OF SCHEDULE	RPI	RPI	RPI	RPI
DIV. I ONLY	10- 12	192	3- 7	53	116	136	136	2	2	
DIV. I NON-CONF.	8- 5	119	2- 1	216	318	185	185	2	2	
TOTALS	RPI 1-25	RPI 26-50	W-L RECORDS	RPI 51-100	RPI 101-150	RPI 150+				
10- 12	1- 3	0- 2	OVERALL	2- 3	1- 4	6- 0				
8- 5	1- 1	0- 1	HOME	2- 2	0- 1	5- 0				
2- 7	0- 2	0- 1	AWAY	0- 1	1- 3	1- 0				
0- 0	0- 0	0- 0	NEUTRAL	0- 0	0- 0	0- 0				
8- 5	0- 0	0- 0	NON-CONFERENCE	1- 3	1- 2	6- 0				
6- 3	0- 0	0- 0	HOME	1- 2	0- 1	5- 0				
2- 2	0- 0	0- 0	AWAY	0- 1	1- 1	1- 0				
0- 0	0- 0	0- 0	NEUTRAL	0- 0	0- 0	0- 0				
2- 7	1- 3	0- 2	CONFERENCE	1- 0	0- 2	0- 0				
2- 2	1- 1	0- 1	HOME	1- 0	0- 0	0- 0				
0- 5	0- 2	0- 1	AWAY	0- 0	0- 2	0- 0				
0- 0	0- 0	0- 0	NEUTRAL	0- 0	0- 0	0- 0				

RPI S	Opponent	Score	RPI S	Opponent	Score	RPI S	Opponent	Score	RPI S	Opponent	Score	Team's RPI: 136
2	A South Carolina	62 81	29	A Mississippi St.	51 79	52	H Vanderbilt	55 52	110	A Stony Brook	72 57	
16	H Kentucky	73 65	31	H Missouri	46 60	54	H Western Ky.	59 53	114	A LSU	57 76	
17	A Texas A&M	58 81				74	A Middle Tenn.	75 84	129	H La.-Lafayette	78 82	
22	H Florida	65 85				82	H Tulane	59 61	131	A Alabama	37 48	
						97	H Missouri St.	78 91	134	A Southern Miss.	38 57	
									152	H McNeese St.	96 56	
									333	H Ark.-Pine Bluff	80 45	
									338	A Wagner	86 49	
									340	H New Orleans	97 59	
									344	H Alabama A&M	103 42	
									347	H Mississippi Val.	97 61	
LAST 12 Division I GAMES:												
131	A Alabama	37 48	22	H Florida	65 85							
31	H Missouri	46 60	114	A LSU	57 76							
2	A South Carolina	62 81	52	H Vanderbilt	55 52							
16	H Kentucky	73 65	344	H Alabama A&M	103 42							
29	A Mississippi St.	51 79	152	H McNeese St.	96 56							
17	A Texas A&M	58 81	82	H Tulane	59 61							

Non-Div I Games:

Ole Miss

■ Loss,
 ■ Non-Conf,
 ■ S Site,
 ■ H Home
 ■ A Away
 N Neutral

Average RPI Win:	294	WON-LOST	WINNING	LAST 10	STRENGTH OF	OPP. STRENGTH	TEAM	ADJ.	CONF.	ADJ CONF.
Average RPI Loss:	142	RECORD	PCT. RANK	GAMES	SCHEDULE	OF SCHEDULE	RPI	RPI	RPI	RPI
DIV. I ONLY	9- 11	194	4- 6	296	248	262	262	19	19	
DIV. I NON-CONF.	5- 5	160	0- 2	337	273	289	289	20	20	

TOTALS	RPI 1-25	RPI 26-50	W-L RECORDS	RPI 51-100	RPI 101-150	RPI 150+				
9- 11	0- 0	0- 0	OVERALL	0- 3	0- 3	9- 5				
6- 4	0- 0	0- 0	HOME	0- 1	0- 1	6- 2				
2- 6	0- 0	0- 0	AWAY	0- 2	0- 2	2- 2				
1- 1	0- 0	0- 0	NEUTRAL	0- 0	0- 0	1- 1				
5- 5	0- 0	0- 0	NON-CONFERENCE	0- 0	0- 2	5- 3				
3- 2	0- 0	0- 0	HOME	0- 0	0- 1	3- 1				
1- 2	0- 0	0- 0	AWAY	0- 0	0- 1	1- 1				
1- 1	0- 0	0- 0	NEUTRAL	0- 0	0- 0	1- 1				
4- 6	0- 0	0- 0	CONFERENCE	0- 3	0- 1	4- 2				
3- 2	0- 0	0- 0	HOME	0- 1	0- 0	3- 1				
1- 4	0- 0	0- 0	AWAY	0- 2	0- 1	1- 1				
0- 0	0- 0	0- 0	NEUTRAL	0- 0	0- 0	0- 0				

RPI 1-25				RPI 26-50				RPI 51-100				RPI 101+ Team's RPI: 262					
RPI	S	Opponent	Score	RPI	S	Opponent	Score	RPI	S	Opponent	Score	RPI	S	Opponent	Score		
								57	A	South Dakota St.	58	68	114	A	IUPUI	59	75
								57	H	South Dakota St.	47	65	120	H	Creighton	46	69
								81	A	South Dakota	76	82	144	A	SIUE	86	90
													151	A	North Dakota	52	67
													161	H	Oral Roberts	65	67
													222	H	Utah Valley	59	74
													228	N	Houston Baptist	51	64
													229	A	Western Ill.	55	74
													229	H	Western Ill.	79	66
													241	A	Indiana St.	51	50
													251	H	UCF	75	60
													300	H	Denver	67	55
													308	H	UMKC	57	42
													317	N	Illinois St.	60	56
													329	H	North Dakota St.	77	52
													332	A	IPFW	60	58
													342	H	Eastern Ill.	76	67
LAST 12 Division I GAMES:																	
				57	H	South Dakota St.	47	65	81	A	South Dakota	76	82				
				229	A	Western Ill.	55	74	57	A	South Dakota St.	58	68				
				332	A	IPFW	60	58	229	H	Western Ill.	79	66				
				161	H	Oral Roberts	65	67	329	H	North Dakota St.	77	52				
				300	H	Denver	67	55	222	H	Utah Valley	59	74				
				114	A	IUPUI	59	75	120	H	Creighton	46	69				

Non-Div I Games: Midland 58 53 Waldorf 97 32

Omaha

Loss, Non-Conf, S Site, H Home A Away N Neutral

Oral Roberts

Through Games Of Feb. 4, 2016

Average RPI Win:	237	WON-LOST	WINNING	LAST 10	STRENGTH OF	OPP. STRENGTH	TEAM	ADJ.	CONF.	ADJ CONF.
Average RPI Loss:	114	RECORD	PCT. RANK	GAMES	SCHEDULE	OF SCHEDULE	RPI	RPI	RPI	RPI
DIV. I ONLY	9- 11	194	7- 3	166	123	161	161	19	19	
DIV. I NON-CONF.	2- 8	290	1- 1	132	7	194	194	20	20	
TOTALS	RPI 1-25	RPI 26-50	W-L RECORDS	RPI 51-100	RPI 101-150	RPI 150+				
9- 11	0- 2	0- 0	OVERALL	1- 3	1- 3	7- 3				
4- 3	0- 0	0- 0	HOME	1- 1	0- 1	3- 1				
5- 8	0- 2	0- 0	AWAY	0- 2	1- 2	4- 2				
0- 0	0- 0	0- 0	NEUTRAL	0- 0	0- 0	0- 0				
2- 8	0- 2	0- 0	NON-CONFERENCE	0- 2	0- 2	2- 2				
0- 1	0- 0	0- 0	HOME	0- 0	0- 0	0- 1				
2- 7	0- 2	0- 0	AWAY	0- 2	0- 2	2- 1				
0- 0	0- 0	0- 0	NEUTRAL	0- 0	0- 0	0- 0				
7- 3	0- 0	0- 0	CONFERENCE	1- 1	1- 1	5- 1				
4- 2	0- 0	0- 0	HOME	1- 1	0- 1	3- 0				
3- 1	0- 0	0- 0	AWAY	0- 0	1- 0	2- 1				
0- 0	0- 0	0- 0	NEUTRAL	0- 0	0- 0	0- 0				

RPI 1-25				RPI 26-50				RPI 51-100				RPI 101+ Team's RPI: 161			
RPI	S	Opponent	Score	RPI	S	Opponent	Score	RPI	S	Opponent	Score	RPI	S	Opponent	Score
3	A	Baylor	39 97					57	H	South Dakota St.	50 68	114	A	IUPUI	52 47
15	A	Oklahoma St.	55 59					73	A	Michigan	44 61	114	H	IUPUI	54 57
								81	H	South Dakota	60 56	122	A	Eastern Mich.	69 77
								97	A	Missouri St.	64 72	139	A	Arkansas	50 65
												174	H	Little Rock	52 66
												188	A	Tulsa	59 53
												201	A	Kansas	70 63
												226	A	Grand Canyon	64 66
												229	A	Western Ill.	61 72
												262	A	Omaha	67 65
												300	H	Denver	65 33
												329	A	North Dakota St.	52 42
												329	H	North Dakota St.	59 58
												332	H	IPFW	61 59
LAST 12 Division I GAMES:															
329	H	North Dakota St.	59 58	329	A	North Dakota St.	52 42								
114	H	IUPUI	54 57	81	H	South Dakota	60 56								
57	H	South Dakota St.	50 68	114	A	IUPUI	52 47								
300	H	Denver	65 33	229	A	Western Ill.	61 72								
262	A	Omaha	67 65	201	A	Kansas	70 63								
332	H	IPFW	61 59	3	A	Baylor	39 97								

Non-Div I Games: Lyon 49 68 Evangel 89 46

Oral Roberts

Loss, Non-Conf, S Site, H Home A Away N Neutral

Oregon

Through Games Of Feb. 4, 2016

Average RPI Win:	177	WON-LOST	WINNING	LAST 10	STRENGTH OF	OPP. STRENGTH	TEAM	ADJ.	CONF.	ADJ CONF.
Average RPI Loss:	11	RECORD	PCT. RANK	GAMES	SCHEDULE	OF SCHEDULE	RPI	RPI	RPI	RPI
DIV. I ONLY	15- 6	61	4- 6	141	6	80	80	1	1	
DIV. I NON-CONF.	11- 0	1	2- 0	330	54	83	83	1	1	
TOTALS	RPI 1-25	RPI 26-50	W-L RECORDS	RPI 51-100	RPI 101-150	RPI 150+				
15- 6	0- 5	0- 1	OVERALL	4- 0	1- 0	10- 0				
12- 3	0- 3	0- 0	HOME	3- 0	0- 0	9- 0				
3- 3	0- 2	0- 1	AWAY	1- 0	1- 0	1- 0				
0- 0	0- 0	0- 0	NEUTRAL	0- 0	0- 0	0- 0				
11- 0	0- 0	0- 0	NON-CONFERENCE	1- 0	1- 0	9- 0				
10- 0	0- 0	0- 0	HOME	1- 0	0- 0	9- 0				
1- 0	0- 0	0- 0	AWAY	0- 0	1- 0	0- 0				
0- 0	0- 0	0- 0	NEUTRAL	0- 0	0- 0	0- 0				
4- 6	0- 5	0- 1	CONFERENCE	3- 0	0- 0	1- 0				
2- 3	0- 3	0- 0	HOME	2- 0	0- 0	0- 0				
2- 3	0- 2	0- 1	AWAY	1- 0	0- 0	1- 0				
0- 0	0- 0	0- 0	NEUTRAL	0- 0	0- 0	0- 0				

RPI S	Opponent	Score	RPI S	Opponent	Score	RPI S	Opponent	Score	RPI S	Opponent	Score
5	H Stanford	62 64	27	A Southern California	67 74	63	H California	69 59	116	A North Carolina	79 77
7	A Oregon St.	33 60				64	H UC Riverside	95 81	151	H North Dakota	77 51
7	H Oregon St.	45 59				71	A Utah	77 65	156	H Hampton	86 51
8	A UCLA	69 80				94	H Arizona	76 54	168	A Colorado	59 46
10	H Arizona St.	58 63							220	H San Jose St.	104 74
									222	H Utah Valley	79 68
									236	H Seattle	82 62
									242	H Clemson	69 56
									261	H UC Santa Barbara	79 51
									271	H Portland	93 52
									318	H Portland St.	122 59
LAST 12 Division I GAMES:											
94	H Arizona	76 54	7	H Oregon St.	45 59						
10	H Arizona St.	58 63	7	A Oregon St.	33 60						
71	A Utah	77 65	27	A Southern California	67 74						
168	A Colorado	59 46	8	A UCLA	69 80						
63	H California	69 59	236	H Seattle	82 62						
5	H Stanford	62 64	318	H Portland St.	122 59						

Non-Div I Games:

Oregon

■ Loss,
 ■ Non-Conf, S Site,
 ■ Home
 ■ Away
 N Neutral

Average RPI Win:	117	WON-LOST	WINNING	LAST 10	STRENGTH OF	OPP. STRENGTH	TEAM	ADJ.	CONF.	ADJ CONF.
Average RPI Loss:	7	RECORD	PCT. RANK	GAMES	SCHEDULE	OF SCHEDULE	RPI	RPI	RPI	RPI
DIV. I ONLY	18- 3	13	9- 1	31	5	7	7	1	1	
DIV. I NON-CONF.	9- 2	37	1- 1	111	16	43	43	1	1	
TOTALS	RPI 1-25	RPI 26-50	W-L RECORDS	RPI 51-100	RPI 101-150	RPI 150+				
18- 3	2- 3	1- 0	OVERALL	8- 0	2- 0	5- 0				
10- 1	2- 1	0- 0	HOME	4- 0	1- 0	3- 0				
6- 2	0- 2	1- 0	AWAY	3- 0	0- 0	2- 0				
2- 0	0- 0	0- 0	NEUTRAL	1- 0	1- 0	0- 0				
9- 2	0- 2	0- 0	NON-CONFERENCE	3- 0	2- 0	4- 0				
5- 1	0- 1	0- 0	HOME	1- 0	1- 0	3- 0				
2- 1	0- 1	0- 0	AWAY	1- 0	0- 0	1- 0				
2- 0	0- 0	0- 0	NEUTRAL	1- 0	1- 0	0- 0				
9- 1	2- 1	1- 0	CONFERENCE	5- 0	0- 0	1- 0				
5- 0	2- 0	0- 0	HOME	3- 0	0- 0	0- 0				
4- 1	0- 1	1- 0	AWAY	2- 0	0- 0	1- 0				
0- 0	0- 0	0- 0	NEUTRAL	0- 0	0- 0	0- 0				

RPI 1-25				RPI 26-50				RPI 51-100				RPI 101+			
RPI	S	Opponent	Score	RPI	S	Opponent	Score	RPI	S	Opponent	Score	RPI	S	Opponent	Score
1	A	Notre Dame	61 62	27	A	Southern California	57 49	63	H	California	70 48	130	H	Idaho	69 44
5	H	Stanford	58 50					64	H	UC Riverside	86 65	139	N	Arkansas	63 47
8	A	UCLA	51 71					68	N	Hofstra	73 50	168	A	Colorado	61 47
10	H	Arizona St.	67 44					71	A	Utah	62 53	193	H	Cal Poly	80 43
13	H	Tennessee	50 53					77	A	Marquette	65 58	257	H	CSU Bakersfield	75 51
								80	A	Oregon	59 45	271	A	Portland	94 50
								80	H	Oregon	60 33	303	H	Longwood	110 45
								94	H	Arizona	71 43				
LAST 12 Division I GAMES:															
				10	H	Arizona St.	67 44	80	A	Oregon	59 45				
				94	H	Arizona	71 43	80	H	Oregon	60 33				
				168	A	Colorado	61 47	8	A	UCLA	51 71				
				71	A	Utah	62 53	27	A	Southern California	57 49				
				5	H	Stanford	58 50	1	A	Notre Dame	61 62				
				63	H	California	70 48	193	H	Cal Poly	80 43				

Non-Div I Games:

Oregon St.

■ Loss,
■ Non-Conf, S Site,
■ Home
■ Away
N Neutral

Pacific

Through Games Of Feb. 4, 2016

Average RPI Win: 220	WON-LOST	WINNING	LAST 10	STRENGTH OF	OPP. STRENGTH	TEAM	ADJ.	CONF.	ADJ CONF.
Average RPI Loss: 107	RECORD	PCT. RANK	GAMES	SCHEDULE	OF SCHEDULE	RPI	RPI	RPI	RPI
DIV. I ONLY	9- 12	211	3- 7	95	132	142	142	9	9
DIV. I NON-CONF.	6- 4	125	1- 0	227	252	133	133	9	9
TOTALS	RPI 1-25	RPI 26-50	W-L RECORDS	RPI 51-100	RPI 101-150	RPI 150+			
9- 12	0- 2	0- 2	OVERALL	0- 4	2- 1	7- 3			
4- 4	0- 1	0- 1	HOME	0- 0	1- 1	3- 1			
5- 8	0- 0	0- 0	AWAY	0- 0	1- 0	4- 0			
0- 0	0- 0	0- 0	NEUTRAL	0- 0	0- 0	0- 0			
6- 4	0- 0	0- 0	NON-CONFERENCE	0- 1	1- 1	5- 2			
2- 1	0- 0	0- 0	HOME	0- 0	0- 1	2- 0			
4- 3	0- 0	0- 0	AWAY	0- 1	1- 0	3- 2			
0- 0	0- 0	0- 0	NEUTRAL	0- 0	0- 0	0- 0			
3- 8	0- 2	0- 2	CONFERENCE	0- 3	1- 0	2- 1			
2- 3	0- 1	0- 1	HOME	0- 0	1- 0	1- 1			
1- 5	0- 1	0- 1	AWAY	0- 3	0- 0	1- 0			
0- 0	0- 0	0- 0	NEUTRAL	0- 0	0- 0	0- 0			

RPI 1-25				RPI 26-50				RPI 51-100				RPI 101+ Team's RPI: 142			
RPI	S	Opponent	Score	RPI	S	Opponent	Score	RPI	S	Opponent	Score	RPI	S	Opponent	Score
21	A	BYU	62 79	42	A	St. Mary's (CA)	75 83	66	A	Santa Clara	52 76	116	A	North Carolina	66 63
21	H	BYU	57 67	42	H	St. Mary's (CA)	73 82	70	A	San Diego	56 69	118	H	San Francisco	70 57
								89	A	Gonzaga	61 68	148	H	Long Beach St.	60 68
								94	A	Arizona	56 69	195	A	UC Davis	66 53
												215	A	Gardner-Webb	84 77
												216	A	Montana	54 64
												220	H	San Jose St.	81 69
												225	A	Utah St.	70 78
												248	H	Loyola Marymount	60 63
												257	A	CSU Bakersfield	80 74
												265	H	Pepperdine	65 62
												271	A	Portland	72 64
												319	H	Nevada	74 52
LAST 12 Division I GAMES:															
21	H	BYU	57 67	265	H	Pepperdine	65 62								
42	A	St. Mary's (CA)	75 83	21	A	BYU	62 79								
89	A	Gonzaga	61 68	70	A	San Diego	56 69								
271	A	Portland	72 64	118	H	San Francisco	70 57								
42	H	St. Mary's (CA)	73 82	66	A	Santa Clara	52 76								
248	H	Loyola Marymount	60 63	319	H	Nevada	74 52								

Non-Div I Games: Stanislaus St. 74 61

Pacific

■ Loss,
 ■ Non-Conf,
 ■ S Site,
 ■ H Home
 ■ A Away
 N Neutral

Average RPI Win:	180	WON-LOST	WINNING	LAST 10	STRENGTH OF	OPP. STRENGTH	TEAM	ADJ.	CONF.	ADJ CONF.
Average RPI Loss:	62	RECORD	PCT. RANK	GAMES	SCHEDULE	OF SCHEDULE	RPI	RPI	RPI	RPI
DIV. I ONLY	13- 3	32	8- 1	96	144	43	43	10	10	
DIV. I NON-CONF.	10- 3	61	6- 2	169	162	67	67	11	11	
TOTALS	RPI 1-25	RPI 26-50	W-L RECORDS	RPI 51-100	RPI 101-150	RPI 150+				
13- 3	0- 0	1- 1	OVERALL	4- 2	0- 0	8- 0				
8- 1	0- 0	1- 1	HOME	3- 0	0- 0	4- 0				
5- 2	0- 0	0- 0	AWAY	1- 2	0- 0	4- 0				
0- 0	0- 0	0- 0	NEUTRAL	0- 0	0- 0	0- 0				
10- 3	0- 0	0- 1	NON-CONFERENCE	3- 2	0- 0	7- 0				
5- 1	0- 0	0- 1	HOME	2- 0	0- 0	3- 0				
5- 2	0- 0	0- 0	AWAY	1- 2	0- 0	4- 0				
0- 0	0- 0	0- 0	NEUTRAL	0- 0	0- 0	0- 0				
3- 0	0- 0	1- 0	CONFERENCE	1- 0	0- 0	1- 0				
3- 0	0- 0	1- 0	HOME	1- 0	0- 0	1- 0				
0- 0	0- 0	0- 0	AWAY	0- 0	0- 0	0- 0				
0- 0	0- 0	0- 0	NEUTRAL	0- 0	0- 0	0- 0				

RPI 1-25				RPI 26-50		Team's RPI: 43		RPI 51-100				RPI 101+			
RPI	S	Opponent	Score	RPI	S	Opponent	Score	RPI	S	Opponent	Score	RPI	S	Opponent	Score
38	H	Duke	50 57	60	A	Villanova	46 66	154	A	Hawaii	64 54				
50	H	Princeton	50 48	61	H	Colorado St.	49 48	158	H	Brown	66 49				
				72	A	Temple	60 54	185	A	UMBC	81 46				
				75	H	Drexel	72 67	266	A	New Hampshire	67 60				
				88	A	Saint Joseph's	46 50	267	H	Navy	57 43				
				100	H	Yale	68 49	280	A	La Salle	78 68				
								331	H	Lafayette	54 37				
								338	H	Wagner	78 50				
LAST 12 Division I GAMES:															
158	H	Brown	66 49	154	A	Hawaii	64 54								
100	H	Yale	68 49	338	H	Wagner	78 50								
60	A	Villanova	46 66	75	H	Drexel	72 67								
72	A	Temple	60 54	88	A	Saint Joseph's	46 50								
280	A	La Salle	78 68	267	H	Navy	57 43								
50	H	Princeton	50 48	61	H	Colorado St.	49 48								

Non-Div I Games: BYU-Hawaii 73 41

Penn

Average RPI Win:	170	WON-LOST	WINNING	LAST 10	STRENGTH OF	OPP. STRENGTH	TEAM	ADJ.	CONF.	ADJ CONF.
Average RPI Loss:	73	RECORD	PCT. RANK	GAMES	SCHEDULE	OF SCHEDULE	RPI	RPI	RPI	RPI
DIV. I ONLY	8- 14	244	0- 3	27	56	138	138	4	4	
DIV. I NON-CONF.	5- 6	180	0- 1	51	129	149	149	4	4	
TOTALS	RPI 1-25	RPI 26-50	W-L RECORDS	RPI 51-100	RPI 101-150	RPI 150+				
8- 14	0- 4	1- 3	OVERALL	1- 5	2- 0	4- 2				
6- 6	0- 2	0- 1	HOME	1- 3	1- 0	4- 0				
2- 7	0- 1	1- 2	AWAY	0- 2	1- 0	0- 2				
0- 1	0- 1	0- 0	NEUTRAL	0- 0	0- 0	0- 0				
5- 6	0- 2	0- 2	NON-CONFERENCE	0- 1	1- 0	4- 1				
5- 1	0- 0	0- 0	HOME	0- 1	1- 0	4- 0				
0- 4	0- 1	0- 2	AWAY	0- 0	0- 0	0- 1				
0- 1	0- 1	0- 0	NEUTRAL	0- 0	0- 0	0- 0				
3- 8	0- 2	1- 1	CONFERENCE	1- 4	1- 0	0- 1				
1- 5	0- 2	0- 1	HOME	1- 2	0- 0	0- 0				
2- 3	0- 0	1- 0	AWAY	0- 2	1- 0	0- 1				
0- 0	0- 0	0- 0	NEUTRAL	0- 0	0- 0	0- 0				

RPI S	Opponent	Score	RPI S	Opponent	Score	RPI S	Opponent	Score	RPI S	Opponent	Score	Team's RPI: 138
13 A	Tennessee	66 74	33 A	St. Bonaventure	60 70	67 A	Nebraska	69 87	106 H	Youngstown St.	68 51	
14 H	Maryland	53 89	36 H	Purdue	78 88	67 H	Nebraska	78 83	150 A	Illinois	65 56	
19 H	Michigan St.	55 71	40 A	South Fla.	79 101	73 H	Michigan	87 91	157 A	Wisconsin	62 82	
21 N	BYU	51 63	46 A	Iowa	82 69	79 H	Northwestern	79 72	160 H	Fordham	75 59	
						98 H	Virginia Tech	59 64	260 H	Sacred Heart	83 46	
						99 A	Minnesota	85 98	272 H	Holy Cross	86 82	
									283 A	CSUN	73 81	
									285 H	Central Conn. St.	73 47	
LAST 12 Division I GAMES:												
21 N	BYU	51 63	73 H	Michigan	87 91							
67 A	Nebraska	69 87	67 H	Nebraska	78 83							
36 H	Purdue	78 88	157 A	Wisconsin	62 82							
14 H	Maryland	53 89	19 H	Michigan St.	55 71							
150 A	Illinois	65 56	99 A	Minnesota	85 98							
46 A	Iowa	82 69	79 H	Northwestern	79 72							

Non-Div I Games:

Penn St.

Pepperdine

Through Games Of Feb. 4, 2016

Average RPI Win:	286	WON-LOST	WINNING	LAST 10	STRENGTH OF	OPP. STRENGTH	TEAM	ADJ.	CONF.	ADJ CONF.
Average RPI Loss:	118	RECORD	PCT. RANK	GAMES	SCHEDULE	OF SCHEDULE	RPI	RPI	RPI	RPI
DIV. I ONLY	5- 17	300	0- 4	130	138	265	265	9	9	
DIV. I NON-CONF.	4- 6	201	0- 1	250	269	243	243	9	9	
TOTALS	RPI 1-25	RPI 26-50	W-L RECORDS	RPI 51-100	RPI 101-150	RPI 150+				
5- 17	0- 2	0- 2	OVERALL	0- 5	0- 2	5- 6				
4- 6	0- 1	0- 0	HOME	0- 3	0- 1	4- 1				
1- 10	0- 1	0- 2	AWAY	0- 2	0- 1	1- 4				
0- 1	0- 0	0- 0	NEUTRAL	0- 0	0- 0	0- 1				
4- 6	0- 0	0- 1	NON-CONFERENCE	0- 1	0- 0	4- 4				
3- 1	0- 0	0- 0	HOME	0- 0	0- 0	3- 1				
1- 4	0- 0	0- 1	AWAY	0- 1	0- 0	1- 2				
0- 1	0- 0	0- 0	NEUTRAL	0- 0	0- 0	0- 1				
1- 11	0- 2	0- 1	CONFERENCE	0- 4	0- 2	1- 2				
1- 5	0- 1	0- 0	HOME	0- 3	0- 1	1- 0				
0- 6	0- 1	0- 1	AWAY	0- 1	0- 1	0- 2				
0- 0	0- 0	0- 0	NEUTRAL	0- 0	0- 0	0- 0				

RPI 1-25				RPI 26-50				RPI 51-100				RPI 101+ Team's RPI: 265			
RPI	S	Opponent	Score	RPI	S	Opponent	Score	RPI	S	Opponent	Score	RPI	S	Opponent	Score
21	A	BYU	64 69	42	A	St. Mary's (CA)	72 88	66	H	Santa Clara	60 62	118	H	San Francisco	74 81
21	H	BYU	66 77	45	A	Albany (NY)	49 64	70	A	San Diego	55 74	142	A	Pacific	62 65
								70	H	San Diego	54 70	169	A	New Mexico	52 60
								76	A	Army West Point	53 63	171	A	UNLV	63 83
								89	H	Gonzaga	57 74	187	N	George Mason	63 71
												193	H	Cal Poly	47 61
												248	A	Loyola Marymount	69 79
												257	A	CSU Bakersfield	76 73
												261	H	UC Santa Barbara	71 69
												271	A	Portland	79 81
												271	H	Portland	74 62
												300	H	Denver	64 60
												341	H	Cal St. Fullerton	81 75
LAST 12 Division I GAMES:															
187	N	George Mason	63 71	118	H	San Francisco	74 81								
271	A	Portland	79 81	66	H	Santa Clara	60 62								
21	H	BYU	66 77	42	A	St. Mary's (CA)	72 88								
70	H	San Diego	54 70	142	A	Pacific	62 65								
21	A	BYU	64 69	248	A	Loyola Marymount	69 79								
70	A	San Diego	55 74	271	H	Portland	74 62								

Non-Div I Games: Alas. Anchorage 61 94

Pepperdine

Loss, Non-Conf, S Site, H Home A Away N Neutral

Average RPI Win:	257	WON-LOST	WINNING	LAST 10	STRENGTH OF	OPP. STRENGTH	TEAM	ADJ.	CONF.	ADJ CONF.
Average RPI Loss:	46	RECORD	PCT. RANK	GAMES	SCHEDULE	OF SCHEDULE	RPI	RPI	RPI	RPI
DIV. I ONLY	10- 13	209	2- 8	64	79	146	146	5	5	
DIV. I NON-CONF.	8- 5	119	1- 1	193	212	152	152	5	5	
TOTALS	RPI 1-25	RPI 26-50	W-L RECORDS	RPI 51-100	RPI 101-150	RPI 150+				
10- 13	0- 4	0- 5	OVERALL	1- 3	0- 1	9- 0				
6- 6	0- 3	0- 2	HOME	0- 0	0- 1	6- 0				
3- 5	0- 0	0- 3	AWAY	1- 2	0- 0	2- 0				
1- 2	0- 1	0- 0	NEUTRAL	0- 1	0- 0	1- 0				
8- 5	0- 2	0- 1	NON-CONFERENCE	0- 2	0- 0	8- 0				
6- 1	0- 1	0- 0	HOME	0- 0	0- 0	6- 0				
1- 2	0- 0	0- 1	AWAY	0- 1	0- 0	1- 0				
1- 2	0- 1	0- 0	NEUTRAL	0- 1	0- 0	1- 0				
2- 8	0- 2	0- 4	CONFERENCE	1- 1	0- 1	1- 0				
0- 5	0- 2	0- 2	HOME	0- 0	0- 1	0- 0				
2- 3	0- 0	0- 2	AWAY	1- 1	0- 0	1- 0				
0- 0	0- 0	0- 0	NEUTRAL	0- 0	0- 0	0- 0				

RPI 1-25				RPI 26-50				RPI 51-100				RPI 101+ Team's RPI: 146			
RPI	S	Opponent	Score	RPI	S	Opponent	Score	RPI	S	Opponent	Score	RPI	S	Opponent	Score
1	H	Notre Dame	55 65	28	A	Syracuse	48 71	57	N	South Dakota St.	54 55	132	H	Wake Forest	49 60
11	H	Florida St.	55 66	35	H	North Carolina St.	76 78	73	A	Michigan	45 82	165	N	Old Dominion	67 58
14	N	Maryland	49 70	38	H	Duke	48 70	87	A	Virginia	58 55	242	A	Clemson	59 56
25	H	Duquesne	65 79	44	A	Miami (FL)	55 79	90	A	Boston College	43 54	253	H	American	76 58
				50	A	Princeton	47 61					272	H	Holy Cross	56 50
												274	A	Saint Francis (PA)	74 59
												298	H	Rider	75 44
												305	H	Delaware St.	77 43
												338	H	Wagner	67 41
												339	H	Mt. St. Mary's	74 57
LAST 12 Division I GAMES:															
132	H	Wake Forest	49 60	28	A	Syracuse	48 71								
242	A	Clemson	59 56	35	H	North Carolina St.	76 78								
38	H	Duke	48 70	44	A	Miami (FL)	55 79								
87	A	Virginia	58 55	1	H	Notre Dame	55 65								
90	A	Boston College	43 54	25	H	Duquesne	65 79								
11	H	Florida St.	55 66	253	H	American	76 58								

Non-Div I Games:

Pittsburgh

■ Loss,
■ Non-Conf,
■ S Site,
■ H Home
■ A Away
N Neutral

Average RPI Win:	292	WON-LOST	WINNING	LAST 10	STRENGTH OF	OPP. STRENGTH	TEAM	ADJ.	CONF.	ADJ CONF.
Average RPI Loss:	125	RECORD	PCT. RANK	GAMES	SCHEDULE	OF SCHEDULE	RPI	RPI	RPI	RPI
DIV. I ONLY	2- 20	344	1- 9	62	159	271	271	9	9	
DIV. I NON-CONF.	1- 9	325	0- 0	55	272	255	255	9	9	
TOTALS	RPI 1-25	RPI 26-50	W-L RECORDS	RPI 51-100	RPI 101-150	RPI 150+				
2- 20	0- 3	0- 1	OVERALL	0- 5	0- 4	2- 7				
1- 10	0- 1	0- 1	HOME	0- 2	0- 3	1- 3				
1- 10	0- 2	0- 0	AWAY	0- 3	0- 1	1- 4				
0- 0	0- 0	0- 0	NEUTRAL	0- 0	0- 0	0- 0				
1- 9	0- 2	0- 0	NON-CONFERENCE	0- 1	0- 1	1- 5				
0- 5	0- 1	0- 0	HOME	0- 0	0- 1	0- 3				
1- 4	0- 1	0- 0	AWAY	0- 1	0- 0	1- 2				
0- 0	0- 0	0- 0	NEUTRAL	0- 0	0- 0	0- 0				
1- 11	0- 1	0- 1	CONFERENCE	0- 4	0- 3	1- 2				
1- 5	0- 0	0- 1	HOME	0- 2	0- 2	1- 0				
0- 6	0- 1	0- 0	AWAY	0- 2	0- 1	0- 2				
0- 0	0- 0	0- 0	NEUTRAL	0- 0	0- 0	0- 0				

























































RPI 1-25				RPI 26-50				RPI 51-100				RPI 101+ Team's RPI: 271			
RPI	S	Opponent	Score	RPI	S	Opponent	Score	RPI	S	Opponent	Score	RPI	S	Opponent	Score
7	H	Oregon St.	50 94	42	H	St. Mary's (CA)	51 78	66	A	Santa Clara	47 66	111	H	Boise St.	49 89
20	A	Washington	65 83					66	H	Santa Clara	45 67	118	A	San Francisco	69 90
21	A	BYU	66 78					70	A	San Diego	43 71	118	H	San Francisco	63 82
								80	A	Oregon	52 93	142	H	Pacific	64 72
								89	H	Gonzaga	63 71	163	A	Montana St.	57 86
												173	H	Weber St.	55 57
												195	H	UC Davis	47 72
												216	A	Montana	67 90
												248	A	Loyola Marymount	52 62
												265	A	Pepperdine	62 74
												265	H	Pepperdine	81 79
												283	H	CSUN	62 68
												318	A	Portland St.	69 53
LAST 12 Division I GAMES:															
265	H	Pepperdine	81 79	70	A	San Diego	43 71								
66	A	Santa Clara	47 66	89	H	Gonzaga	63 71								
118	A	San Francisco	69 90	118	H	San Francisco	63 82								
42	H	St. Mary's (CA)	51 78	66	H	Santa Clara	45 67								
142	H	Pacific	64 72	265	A	Pepperdine	62 74								
21	A	BYU	66 78	248	A	Loyola Marymount	52 62								

Non-Div I Games: Willamette 73 54

Portland





■ Loss,
 ■ Non-Conf,
 ■ S Site,
 ■ H Home
 ■ A Away
 N Neutral

Average RPI Win:	232	WON-LOST	WINNING	LAST 10	STRENGTH OF	OPP. STRENGTH	TEAM	ADJ.	CONF.	ADJ CONF.
Average RPI Loss:	178	RECORD	PCT. RANK	GAMES	SCHEDULE	OF SCHEDULE	RPI	RPI	RPI	RPI
DIV. I ONLY	2- 16	337	2- 8	143	308	318	318	18	18	
DIV. I NON-CONF.	1- 8	320	1- 2	231	288	332	332	19	19	
TOTALS	RPI 1-25	RPI 26-50	W-L RECORDS	RPI 51-100	RPI 101-150	RPI 150+				
2- 16	0- 0	0- 0	OVERALL	0- 3	0- 2	2- 11				
2- 7	0- 0	0- 0	HOME	0- 0	0- 1	2- 6				
0- 9	0- 0	0- 0	AWAY	0- 3	0- 1	0- 5				
0- 0	0- 0	0- 0	NEUTRAL	0- 0	0- 0	0- 0				
1- 8	0- 0	0- 0	NON-CONFERENCE	0- 3	0- 1	1- 4				
1- 3	0- 0	0- 0	HOME	0- 0	0- 0	1- 3				
0- 5	0- 0	0- 0	AWAY	0- 3	0- 1	0- 1				
0- 0	0- 0	0- 0	NEUTRAL	0- 0	0- 0	0- 0				
1- 8	0- 0	0- 0	CONFERENCE	0- 0	0- 1	1- 7				
1- 4	0- 0	0- 0	HOME	0- 0	0- 1	1- 3				
0- 4	0- 0	0- 0	AWAY	0- 0	0- 0	0- 4				
0- 0	0- 0	0- 0	NEUTRAL	0- 0	0- 0	0- 0				

RPI 1-25			RPI 26-50			RPI 51-100			RPI 101+			Team's RPI: 318
RPI	S	Opponent	Score	RPI	S	Opponent	Score	RPI	S	Opponent	Score	
						57  South Dakota St.	65  74	130  Idaho		65  94		
						80  Oregon	59  122	148  Long Beach St.		71  89		
						81  South Dakota	61  103	163  Montana St.		64  74		
								163  Montana St.		59  106		
								173  Weber St.		73  102		
								176  Idaho St.		70  71		
								180  Eastern Wash.		81 79		
								195  UC Davis		70  82		
								211  Sacramento St.		91  132		
								211  Sacramento St.		78  126		
								216  Montana		58  79		
								236  Seattle		64  85		
								271  Portland		53  69		
								283  CSUN		83 77		
								341  Cal St. Fullerton		69  84		
LAST 12 Division I GAMES:												
163  Montana St.		64  74	163  Montana St.		59  106							
130  Idaho		65  94	216  Montana		58  79							
180  Eastern Wash.		81 79	211  Sacramento St.		91  132							
211  Sacramento St.		78  126	283  CSUN		83 77							
176  Idaho St.		70  71	80  Oregon		59  122							
173  Weber St.		73  102	236  Seattle		64  85							

Non-Div I Games: Warner Pacific 64  76 Corban 90 76

Portland St.

 Loss,  Non-Conf, S Site,  Home  Away N Neutral

Average RPI Win:	305	WON-LOST	WINNING	LAST 10	STRENGTH OF	OPP. STRENGTH	TEAM	ADJ.	CONF.	ADJ CONF.
Average RPI Loss:	195	RECORD	PCT. RANK	GAMES	SCHEDULE	OF SCHEDULE	RPI	RPI	RPI	RPI
DIV. I ONLY	8- 9	189	5- 5	344	310	268	268	32	32	
DIV. I NON-CONF.	3- 5	218	0- 3	293	125	220	220	31	31	
TOTALS	RPI 1-25	RPI 26-50	W-L RECORDS	RPI 51-100	RPI 101-150	RPI 150+				
8- 9	0- 1	0- 0	OVERALL	0- 2	0- 0	8- 6				
4- 1	0- 0	0- 0	HOME	0- 0	0- 0	4- 1				
4- 7	0- 1	0- 0	AWAY	0- 0	0- 0	4- 0				
0- 1	0- 0	0- 0	NEUTRAL	0- 0	0- 0	0- 1				
3- 5	0- 1	0- 0	NON-CONFERENCE	0- 2	0- 0	3- 2				
1- 0	0- 0	0- 0	HOME	0- 0	0- 0	1- 0				
2- 4	0- 1	0- 0	AWAY	0- 2	0- 0	2- 1				
0- 1	0- 0	0- 0	NEUTRAL	0- 0	0- 0	0- 1				
5- 4	0- 0	0- 0	CONFERENCE	0- 0	0- 0	5- 4				
3- 1	0- 0	0- 0	HOME	0- 0	0- 0	3- 1				
2- 3	0- 0	0- 0	AWAY	0- 0	0- 0	2- 3				
0- 0	0- 0	0- 0	NEUTRAL	0- 0	0- 0	0- 0				

RPI 1-25				RPI 26-50				RPI 51-100				RPI 101+ Team's RPI: 268			
RPI	S	Opponent	Score	RPI	S	Opponent	Score	RPI	S	Opponent	Score	RPI	S	Opponent	Score
17	A	Texas A&M	30 88					78	A	Georgia Tech	48 96	166	A	Louisiana Tech	77 68
								91	A	TCU	60 69	186	H	Southern U.	55 65
												217	A	Grambling	66 69
												256	A	Texas Southern	65 72
												273	H	Lamar	80 72
												290	A	Wichita St.	36 64
												291	A	Alabama St.	54 65
												322	A	Nicholls St.	81 70
												325	A	Jackson St.	62 52
												327	H	Alcorn	58 54
												329	N	North Dakota St.	58 79
												333	H	Ark.-Pine Bluff	70 55
												344	A	Alabama A&M	67 52
												347	H	Mississippi Val.	80 57
LAST 12 Division I GAMES:															
291	A	Alabama St.	54 65	256	A	Texas Southern	65 72								
344	A	Alabama A&M	67 52	186	H	Southern U.	55 65								
347	H	Mississippi Val.	80 57	327	H	Alcorn	58 54								
333	H	Ark.-Pine Bluff	70 55	17	A	Texas A&M	30 88								
325	A	Jackson St.	62 52	329	N	North Dakota St.	58 79								
217	A	Grambling	66 69	290	A	Wichita St.	36 64								

Non-Div I Games: Howard Payne 86 46

Prairie View

Loss, Non-Conf, S Site, H Home A Away N Neutral

Presbyterian

Through Games Of Feb. 4, 2016

Average RPI Win:	271	WON-LOST	WINNING	LAST 10	STRENGTH OF	OPP. STRENGTH	TEAM	ADJ.	CONF.	ADJ CONF.
Average RPI Loss:	162	RECORD	PCT. RANK	GAMES	SCHEDULE	OF SCHEDULE	RPI	RPI	RPI	RPI
DIV. I ONLY	10- 8	140	8- 2	300	293	203	203	26	26	
DIV. I NON-CONF.	1- 5	304	1- 1	316	136	338	338	28	28	
TOTALS	RPI 1-25	RPI 26-50	W-L RECORDS	RPI 51-100	RPI 101-150	RPI 150+				
10- 8	0- 0	0- 0	OVERALL	0- 2	1- 2	9- 4				
6- 2	0- 0	0- 0	HOME	0- 0	1- 1	5- 1				
4- 6	0- 0	0- 0	AWAY	0- 2	0- 1	4- 3				
0- 0	0- 0	0- 0	NEUTRAL	0- 0	0- 0	0- 0				
1- 5	0- 0	0- 0	NON-CONFERENCE	0- 2	0- 0	1- 3				
1- 0	0- 0	0- 0	HOME	0- 0	0- 0	1- 0				
0- 5	0- 0	0- 0	AWAY	0- 2	0- 0	0- 3				
0- 0	0- 0	0- 0	NEUTRAL	0- 0	0- 0	0- 0				
9- 3	0- 0	0- 0	CONFERENCE	0- 0	1- 2	8- 1				
5- 2	0- 0	0- 0	HOME	0- 0	1- 1	4- 1				
4- 1	0- 0	0- 0	AWAY	0- 0	0- 1	4- 0				
0- 0	0- 0	0- 0	NEUTRAL	0- 0	0- 0	0- 0				

RPI 1-25			RPI 26-50			RPI 51-100			RPI 101+			Team's RPI: 203
RPI	S	Opponent	Score	RPI	S	Opponent	Score	RPI	S	Opponent	Score	
						52	A Vanderbilt	38	56	107	H Liberty	60 42
						98	A Virginia Tech	44	58	143	A UNC Asheville	59 68
										143	H UNC Asheville	63 72
										168	A Colorado	60 72
										175	A East Carolina	57 84
										215	H Gardner-Webb	60 53
										227	H Radford	53 64
										239	H High Point	82 70
										282	A Campbell	69 45
										286	A Kennesaw St.	47 49
										293	A Charleston So.	63 49
										303	A Longwood	59 38
										303	H Longwood	75 49
										309	H Coastal Caro.	66 42
										313	A Winthrop	59 48
										348	H N.C. Central	60 50
LAST 12 Division I GAMES:												
303	H	Longwood	75 49	107	H	Liberty	60 42					
215	H	Gardner-Webb	60 53	227	H	Radford	53 64					
143	A	UNC Asheville	59 68	293	A	Charleston So.	63 49					
309	H	Coastal Caro.	66 42	239	H	High Point	82 70					
282	A	Campbell	69 45	348	H	N.C. Central	60 50					
313	A	Winthrop	59 48	168	A	Colorado	60 72					

Non-Div I Games: Warren Wilson 95 56 Columbia (SC) 104 37 Brevard 70 53

Presbyterian

Loss, Non-Conf, S Site, H Home A Away N Neutral

Average RPI Win:	185	WON-LOST	WINNING	LAST 10	STRENGTH OF	OPP. STRENGTH	TEAM	ADJ.	CONF.	ADJ CONF.
Average RPI Loss:	30	RECORD	PCT. RANK	GAMES	SCHEDULE	OF SCHEDULE	RPI	RPI	RPI	RPI
DIV. I ONLY	13- 4	44	7- 3	126	62	50	50	10	10	
DIV. I NON-CONF.	11- 3	54	7- 2	201	34	58	58	11	11	
TOTALS	RPI 1-25	RPI 26-50	W-L RECORDS	RPI 51-100	RPI 101-150	RPI 150+				
13- 4	1- 2	0- 1	OVERALL	2- 1	1- 0	9- 0				
9- 0	1- 0	0- 0	HOME	2- 0	1- 0	5- 0				
2- 4	0- 2	0- 1	AWAY	0- 1	0- 0	2- 0				
2- 0	0- 0	0- 0	NEUTRAL	0- 0	0- 0	2- 0				
11- 3	1- 2	0- 0	NON-CONFERENCE	1- 1	1- 0	8- 0				
7- 0	1- 0	0- 0	HOME	1- 0	1- 0	4- 0				
2- 3	0- 2	0- 0	AWAY	0- 1	0- 0	2- 0				
2- 0	0- 0	0- 0	NEUTRAL	0- 0	0- 0	2- 0				
2- 1	0- 0	0- 1	CONFERENCE	1- 0	0- 0	1- 0				
2- 0	0- 0	0- 0	HOME	1- 0	0- 0	1- 0				
0- 1	0- 0	0- 1	AWAY	0- 0	0- 0	0- 0				
0- 0	0- 0	0- 0	NEUTRAL	0- 0	0- 0	0- 0				

RPI S	Opponent	Score	RPI S	Opponent	Score	Team's RPI: 50	RPI S	Opponent	Score	RPI S	Opponent	Score
6	A Ohio St.	70 90	43	A Penn	48 50		51	A Dayton	81 85	146	H Pittsburgh	61 47
18	A Seton Hall	64 71					73	H Michigan	74 57	156	H Hampton	79 55
25	H Duquesne	94 66					100	H Yale	65 50	158	H Brown	72 53
										160	H Fordham	55 44
										184	A Marist	77 44
										236	N Seattle	85 48
										253	H American	72 34
										297	H Monmouth	81 70
										298	A Rider	78 59
										321	N UC Irvine	83 42
LAST 12 Division I GAMES:												
100	H Yale	65 50	6	A Ohio St.	70 90		160	H Fordham	55 44			
158	H Brown	72 53					146	H Pittsburgh	61 47			
43	A Penn	48 50					297	H Monmouth	81 70			
156	H Hampton	79 55					73	H Michigan	74 57			
184	A Marist	77 44					236	N Seattle	85 48			
51	A Dayton	81 85										

Non-Div I Games:

Princeton

■ Loss,
■ Non-Conf, S Site,
■ Home
■ Away
N Neutral

Providence

Through Games Of Feb. 4, 2016

Average RPI Win:	229	WON-LOST	WINNING	LAST 10	STRENGTH OF	OPP. STRENGTH	TEAM	ADJ.	CONF.	ADJ CONF.
Average RPI Loss:	93	RECORD	PCT. RANK	GAMES	SCHEDULE	OF SCHEDULE	RPI	RPI	RPI	RPI
DIV. I ONLY	4- 17	313	0- 10	50	108	234	234	6	6	
DIV. I NON-CONF.	4- 6	201	1- 0	48	278	173	173	6	6	
TOTALS	RPI 1-25	RPI 26-50	W-L RECORDS	RPI 51-100	RPI 101-150	RPI 150+				
4- 17	0- 1	0- 3	OVERALL	0- 6	0- 4	4- 3				
3- 9	0- 1	0- 1	HOME	0- 3	0- 2	3- 2				
1- 8	0- 0	0- 2	AWAY	0- 3	0- 2	1- 1				
0- 0	0- 0	0- 0	NEUTRAL	0- 0	0- 0	0- 0				
4- 6	0- 0	0- 1	NON-CONFERENCE	0- 3	0- 0	4- 2				
3- 3	0- 0	0- 0	HOME	0- 2	0- 0	3- 1				
1- 3	0- 0	0- 1	AWAY	0- 1	0- 0	1- 1				
0- 0	0- 0	0- 0	NEUTRAL	0- 0	0- 0	0- 0				
0- 11	0- 1	0- 2	CONFERENCE	0- 3	0- 4	0- 1				
0- 6	0- 1	0- 1	HOME	0- 1	0- 2	0- 1				
0- 5	0- 0	0- 1	AWAY	0- 2	0- 2	0- 0				
0- 0	0- 0	0- 0	NEUTRAL	0- 0	0- 0	0- 0				

RPI S	Opponent	Score	RPI S	Opponent	Score	RPI S	Opponent	Score	RPI S	Opponent	Score	Team's RPI: 234
18	H Seton Hall	54 64	26	A DePaul	50 96	60	A Villanova	39 67	101	A Georgetown	53 63	
			41	H St. John's (NY)	61 80	60	H Villanova	47 76	101	H Georgetown	51 82	
			45	A Albany (NY)	58 71	69	H FGCU	41 50	120	A Creighton	48 72	
						77	A Marquette	75 105	133	H Xavier	54 62	
						90	H Boston College	41 67	158	A Brown	47 57	
						98	A Virginia Tech	46 62	172	H Butler	67 77	
									192	A Rhode Island	64 55	
									204	H Richmond	50 57	
									208	H Bryant	88 78	
									218	H Hartford	69 50	
									297	H Monmouth	71 59	
LAST 12 Division I GAMES:												
60	H Villanova	47 76	172	H Butler	67 77							
101	H Georgetown	51 82	101	A Georgetown	53 63							
26	A DePaul	50 96	60	A Villanova	39 67							
77	A Marquette	75 105	41	H St. John's (NY)	61 80							
120	A Creighton	48 72	18	H Seton Hall	54 64							
133	H Xavier	54 62	192	A Rhode Island	64 55							

Non-Div I Games:

Providence

■ Loss,
■ Non-Conf,
■ S Site,
■ H Home
■ A Away
N Neutral

Average RPI Win: 130		WON-LOST	WINNING	LAST 10	STRENGTH OF	OPP. STRENGTH	TEAM	ADJ.	CONF.	ADJ CONF.
Average RPI Loss: 34		RECORD	PCT. RANK	GAMES	SCHEDULE	OF SCHEDULE	RPI	RPI	RPI	RPI
DIV. I ONLY		16- 6	57	6- 4	33	24	36	36	4	4
DIV. I NON-CONF.		9- 2	37	1- 0	102	56	56	56	4	4
<hr/>										
TOTALS	RPI 1-25	RPI 26-50		W-L RECORDS		RPI 51-100	RPI 101-150		RPI 150+	
16- 6	1- 4	2- 0		OVERALL		6- 2	3- 0		4- 0	
10- 3	0- 1	2- 0		HOME		4- 2	1- 0		3- 0	
4- 2	0- 2	0- 0		AWAY		2- 0	1- 0		1- 0	
2- 1	1- 1	0- 0		NEUTRAL		0- 0	1- 0		0- 0	
9- 2	1- 1	0- 0		NON-CONFERENCE		3- 1	1- 0		4- 0	
6- 1	0- 0	0- 0		HOME		3- 1	0- 0		3- 0	
1- 0	0- 0	0- 0		AWAY		0- 0	0- 0		1- 0	
2- 1	1- 1	0- 0		NEUTRAL		0- 0	1- 0		0- 0	
7- 4	0- 3	2- 0		CONFERENCE		3- 1	2- 0		0- 0	
4- 2	0- 1	2- 0		HOME		1- 1	1- 0		0- 0	
3- 2	0- 2	0- 0		AWAY		2- 0	1- 0		0- 0	
0- 0	0- 0	0- 0		NEUTRAL		0- 0	0- 0		0- 0	

RPI S	Opponent	Score	RPI S	Opponent	Score	Team's RPI: 36	RPI S	Opponent	Score	RPI S	Opponent	Score
5 N	Stanford	65 71	46 H	Iowa	90 73		51 H	Dayton	61 58	114 N	LSU	69 52
6 A	Ohio St.	70 90	47 H	Indiana	63 53		58 H	Ball St.	73 63	138 A	Penn St.	88 78
12 N	Louisville	62 60					67 H	Nebraska	61 62	150 H	Illinois	69 65
14 H	Maryland	67 87					73 A	Michigan	65 63	219 H	Ill.-Chicago	62 51
19 A	Michigan St.	56 68					79 A	Northwestern	85 71	280 H	Jacksonville St.	67 48
							90 H	Boston College	56 58	302 A	North Florida	70 47
							93 H	Maine	56 33	316 H	Incarnate Word	95 27
							99 H	Minnesota	84 72			
LAST 12 Division I GAMES:												
14 H	Maryland	67 87	99 H	Minnesota	84 72							
138 A	Penn St.	88 78	47 H	Indiana	63 53							
19 A	Michigan St.	56 68	79 A	Northwestern	85 71							
46 H	Iowa	90 73	150 H	Illinois	69 65							
67 H	Nebraska	61 62	73 A	Michigan	65 63							
6 A	Ohio St.	70 90	93 H	Maine	56 33							

Non-Div I Games:

Purdue

■ Loss,
■ Non-Conf, S Site,
■ Home
■ Away
N Neutral

Quinnipiac

Through Games Of Feb. 4, 2016

Average RPI Win:	237	WON-LOST	WINNING	LAST 10	STRENGTH OF	OPP. STRENGTH	TEAM	ADJ.	CONF.	ADJ CONF.
Average RPI Loss:	150	RECORD	PCT. RANK	GAMES	SCHEDULE	OF SCHEDULE	RPI	RPI	RPI	RPI
DIV. I ONLY	13- 7	93	8- 1	218	243	126	126	23	23	
DIV. I NON-CONF.	5- 4	138	0- 2	75	183	91	91	24	24	
TOTALS	RPI 1-25	RPI 26-50	W-L RECORDS	RPI 51-100	RPI 101-150	RPI 150+				
13- 7	0- 0	0- 0	OVERALL	1- 3	0- 1	12- 3				
8- 1	0- 0	0- 0	HOME	1- 0	0- 0	7- 1				
5- 5	0- 0	0- 0	AWAY	0- 0	0- 0	5- 1				
0- 1	0- 0	0- 0	NEUTRAL	0- 0	0- 1	0- 0				
5- 4	0- 0	0- 0	NON-CONFERENCE	1- 3	0- 1	4- 0				
3- 0	0- 0	0- 0	HOME	1- 0	0- 0	2- 0				
2- 3	0- 0	0- 0	AWAY	0- 3	0- 0	2- 0				
0- 1	0- 0	0- 0	NEUTRAL	0- 0	0- 1	0- 0				
8- 3	0- 0	0- 0	CONFERENCE	0- 0	0- 0	8- 3				
5- 1	0- 0	0- 0	HOME	0- 0	0- 0	5- 1				
3- 2	0- 0	0- 0	AWAY	0- 0	0- 0	3- 2				
0- 0	0- 0	0- 0	NEUTRAL	0- 0	0- 0	0- 0				

RPI 1-25				RPI 26-50				RPI 51-100				RPI 101+ Team's RPI: 126					
RPI	S	Opponent	Score	RPI	S	Opponent	Score	RPI	S	Opponent	Score	RPI	S	Opponent	Score		
								69	A	FGCU	70	71	101	N	Georgetown	68	80
								72	H	Temple	58	56	184	A	Marist	47	56
								75	A	Drexel	49	62	199	A	Northeastern	71	60
								76	A	Army West Point	57	67	200	A	Canisius	80	68
													200	H	Canisius	63	54
													212	H	Siena	94	52
													218	H	Hartford	71	69
													223	A	Fairfield	64	55
													247	H	Manhattan	42	52
													272	H	Holy Cross	74	61
													276	A	Vermont	77	65
													289	A	Niagara	61	54
													297	A	Monmouth	60	63
													297	H	Monmouth	85	58
													298	H	Rider	64	51
													324	H	Saint Peter's	66	49
LAST 12 Division I GAMES:																	
				324	H	Saint Peter's	66	49	200	H	Canisius	63	54				
				297	H	Monmouth	85	58	298	H	Rider	64	51				
				212	H	Siena	94	52	297	A	Monmouth	60	63				
				223	A	Fairfield	64	55	69	A	FGCU	70	71				
				200	A	Canisius	80	68	75	A	Drexel	49	62				
				289	A	Niagara	61	54	199	A	Northeastern	71	60				

Non-Div I Games:

Quinnipiac

Loss, Non-Conf, S Site, H Home A Away N Neutral

Average RPI Win:	263	WON-LOST	WINNING	LAST 10	STRENGTH OF	OPP. STRENGTH	TEAM	ADJ.	CONF.	ADJ CONF.
Average RPI Loss:	163	RECORD	PCT. RANK	GAMES	SCHEDULE	OF SCHEDULE	RPI	RPI	RPI	RPI
DIV. I ONLY	9- 10	187	6- 4	264	269	227	227	26	26	
DIV. I NON-CONF.	2- 5	253	0- 1	114	123	214	214	28	28	
TOTALS	RPI 1-25	RPI 26-50	W-L RECORDS	RPI 51-100	RPI 101-150	RPI 150+				
9- 10	0- 0	0- 1	OVERALL	0- 1	0- 4	9- 4				
6- 3	0- 0	0- 0	HOME	0- 0	0- 2	6- 1				
3- 7	0- 0	0- 1	AWAY	0- 1	0- 2	3- 3				
0- 0	0- 0	0- 0	NEUTRAL	0- 0	0- 0	0- 0				
2- 5	0- 0	0- 1	NON-CONFERENCE	0- 1	0- 2	2- 1				
2- 0	0- 0	0- 0	HOME	0- 0	0- 0	2- 0				
0- 5	0- 0	0- 1	AWAY	0- 1	0- 2	0- 1				
0- 0	0- 0	0- 0	NEUTRAL	0- 0	0- 0	0- 0				
7- 5	0- 0	0- 0	CONFERENCE	0- 0	0- 2	7- 3				
4- 3	0- 0	0- 0	HOME	0- 0	0- 2	4- 1				
3- 2	0- 0	0- 0	AWAY	0- 0	0- 0	3- 2				
0- 0	0- 0	0- 0	NEUTRAL	0- 0	0- 0	0- 0				

RPI 1-25			RPI 26-50			RPI 51-100			RPI 101+			Team's RPI: 227
RPI	S	Opponent	Score	RPI	S	Opponent	Score	RPI	S	Opponent	Score	
				35	A	North Carolina St.	52 67	98	A	Virginia Tech	40 47	
										106	A	Youngstown St. 53 54
										107	H	Liberty 43 49
										133	A	Xavier 56 63
										143	H	UNC Asheville 46 54
										170	H	Davidson 79 68
										187	H	George Mason 66 63
										203	A	Presbyterian 64 53
										215	A	Gardner-Webb 50 54
										239	A	High Point 66 71
										239	H	High Point 54 56
										282	H	Campbell 62 59
										293	H	Charleston So. 55 40
										303	A	Longwood 79 67
										309	A	Coastal Caro. 49 36
										309	H	Coastal Caro. 61 45
										311	A	Wofford 70 79
										313	H	Winthrop 66 44
LAST 12 Division I GAMES:												
				309	A	Coastal Caro.	49 36			282	H	Campbell 62 59
				143	H	UNC Asheville	46 54			313	H	Winthrop 66 44
				239	H	High Point	54 56			203	A	Presbyterian 64 53
				215	A	Gardner-Webb	50 54			107	H	Liberty 43 49
				293	H	Charleston So.	55 40			309	H	Coastal Caro. 61 45
				303	A	Longwood	79 67			98	A	Virginia Tech 40 47

Non-Div I Games: Concord 92 36 Lees-McRae 84 39

Radford

Loss, Non-Conf, S Site, H Home A Away N Neutral

Rhode Island

Through Games Of Feb. 4, 2016

Average RPI Win:	253	WON-LOST	WINNING	LAST 10	STRENGTH OF	OPP. STRENGTH	TEAM	ADJ.	CONF.	ADJ CONF.
Average RPI Loss:	101	RECORD	PCT. RANK	GAMES	SCHEDULE	OF SCHEDULE	RPI	RPI	RPI	RPI
DIV. I ONLY	11- 10	161	5- 5	233	148	192	192	7	7	
DIV. I NON-CONF.	6- 6	160	1- 2	277	224	221	221	8	8	
TOTALS	RPI 1-25	RPI 26-50	W-L RECORDS	RPI 51-100	RPI 101-150	RPI 150+				
11- 10	0- 1	0- 4	OVERALL	0- 0	1- 1	10- 4				
5- 5	0- 1	0- 3	HOME	0- 0	1- 0	4- 1				
6- 4	0- 0	0- 1	AWAY	0- 0	0- 1	6- 2				
0- 1	0- 0	0- 0	NEUTRAL	0- 0	0- 0	0- 1				
6- 6	0- 0	0- 2	NON-CONFERENCE	0- 0	1- 1	5- 3				
3- 3	0- 0	0- 2	HOME	0- 0	1- 0	2- 1				
3- 2	0- 0	0- 0	AWAY	0- 0	0- 1	3- 1				
0- 1	0- 0	0- 0	NEUTRAL	0- 0	0- 0	0- 1				
5- 4	0- 1	0- 2	CONFERENCE	0- 0	0- 0	5- 1				
2- 2	0- 1	0- 1	HOME	0- 0	0- 0	2- 0				
3- 2	0- 0	0- 1	AWAY	0- 0	0- 0	3- 1				
0- 0	0- 0	0- 0	NEUTRAL	0- 0	0- 0	0- 0				

RPI 1-25				RPI 26-50				RPI 51-100				RPI 101+ Team's RPI: 192			
RPI	S	Opponent	Score	RPI	S	Opponent	Score	RPI	S	Opponent	Score	RPI	S	Opponent	Score
25	H	Duquesne	70 79	28	H	Syracuse	54 57					135	A	Marshall	62 72
				33	H	St. Bonaventure	56 69					141	H	Harvard	56 52
				37	A	George Washington	52 68					156	N	Hampton	54 59
				45	H	Albany (NY)	58 67					158	A	Brown	63 67
												160	A	Fordham	42 50
												170	H	Davidson	78 62
												204	A	Richmond	57 50
												224	A	Massachusetts	80 79
												233	H	Columbia	57 56
												234	H	Providence	55 64
												269	A	Dartmouth	57 41
												280	A	La Salle	72 61
												280	H	La Salle	62 52
												310	A	FIU	68 50
												323	H	UMass Lowell	72 64
												346	A	Boston U.	57 41
LAST 12 Division I GAMES:															
280	H	La Salle	62 52	204	A	Richmond	57 50								
160	A	Fordham	42 50	37	A	George Washington	52 68								
224	A	Massachusetts	80 79	33	H	St. Bonaventure	56 69								
170	H	Davidson	78 62	156	N	Hampton	54 59								
280	A	La Salle	72 61	310	A	FIU	68 50								
25	H	Duquesne	70 79	234	H	Providence	55 64								

Non-Div I Games:

Rhode Island

■ Loss,
 ■ Non-Conf,
 S Site,
 ■ Home
 ■ Away
 N Neutral

Average RPI Win:	217	WON-LOST	WINNING	LAST 10	STRENGTH OF	OPP. STRENGTH	TEAM	ADJ.	CONF.	ADJ CONF.
Average RPI Loss:	138	RECORD	PCT. RANK	GAMES	SCHEDULE	OF SCHEDULE	RPI	RPI	RPI	RPI
DIV. I ONLY	4- 16	309	3- 7	77	162	238	238	11	11	
DIV. I NON-CONF.	1- 10	330	0- 3	113	192	273	273	10	10	
TOTALS	RPI 1-25	RPI 26-50	W-L RECORDS	RPI 51-100	RPI 101-150	RPI 150+				
4- 16	0- 3	0- 1	OVERALL	0- 2	0- 2	4- 8				
2- 8	0- 1	0- 1	HOME	0- 1	0- 1	2- 4				
2- 8	0- 2	0- 0	AWAY	0- 1	0- 1	2- 4				
0- 0	0- 0	0- 0	NEUTRAL	0- 0	0- 0	0- 0				
1- 10	0- 3	0- 0	NON-CONFERENCE	0- 0	0- 1	1- 6				
0- 5	0- 1	0- 0	HOME	0- 0	0- 1	0- 3				
1- 5	0- 2	0- 0	AWAY	0- 0	0- 0	1- 3				
0- 0	0- 0	0- 0	NEUTRAL	0- 0	0- 0	0- 0				
3- 6	0- 0	0- 1	CONFERENCE	0- 2	0- 1	3- 2				
2- 3	0- 0	0- 1	HOME	0- 1	0- 0	2- 1				
1- 3	0- 0	0- 0	AWAY	0- 1	0- 1	1- 1				
0- 0	0- 0	0- 0	NEUTRAL	0- 0	0- 0	0- 0				

RPI 1-25				RPI 26-50				RPI 51-100				RPI 101+ Team's RPI: 238			
RPI	S	Opponent	Score	RPI	S	Opponent	Score	RPI	S	Opponent	Score	RPI	S	Opponent	Score
3	A	Baylor	38 89	34	H	UTEP	54 60	54	A	Western Ky.	49 52	135	A	Marshall	52 81
9	H	Texas	47 70					74	H	Middle Tenn.	60 61	141	H	Harvard	61 67
16	A	Kentucky	39 72									152	A	McNeese St.	53 61
												155	H	Loyola Chicago	50 57
												166	A	Louisiana Tech	61 63
												183	H	UAB	55 64
												196	A	North Texas	79 73
												196	H	North Texas	100 97
												231	H	UTSA	49 48
												240	H	Houston	59 62
												244	A	Sam Houston St.	58 46
												250	A	Stephen F. Austin	45 59
												256	H	Texas Southern	66 69
												334	A	A&M-Corpus Christi	55 60
LAST 12 Division I GAMES:															
166	A	Louisiana Tech	61 63	196	H	North Texas	100 97	231	H	UTSA	49 48				
196	A	North Texas	79 73	34	H	UTEP	54 60	155	H	Loyola Chicago	50 57				
74	H	Middle Tenn.	60 61	256	H	Texas Southern	66 69	250	A	Stephen F. Austin	45 59				
183	H	UAB	55 64												
135	A	Marshall	52 81												
54	A	Western Ky.	49 52												

Non-Div I Games:

Rice

■ Loss,
■ Non-Conf,
■ S Site,
■ H Home
■ A Away
N Neutral

Average RPI Win:	242	WON-LOST	WINNING	LAST 10	STRENGTH OF	OPP. STRENGTH	TEAM	ADJ.	CONF.	ADJ CONF.
Average RPI Loss:	107	RECORD	PCT. RANK	GAMES	SCHEDULE	OF SCHEDULE	RPI	RPI	RPI	RPI
DIV. I ONLY	9- 13	230	2- 8	183	99	204	204	7	7	
DIV. I NON-CONF.	7- 6	156	1- 2	282	147	209	209	8	8	
TOTALS	RPI 1-25	RPI 26-50	W-L RECORDS	RPI 51-100	RPI 101-150	RPI 150+				
9- 13	0- 1	0- 1	OVERALL	0- 7	0- 1	9- 3				
4- 5	0- 1	0- 0	HOME	0- 2	0- 0	4- 2				
3- 7	0- 0	0- 1	AWAY	0- 4	0- 1	3- 1				
2- 1	0- 0	0- 0	NEUTRAL	0- 1	0- 0	2- 0				
7- 6	0- 0	0- 0	NON-CONFERENCE	0- 3	0- 1	7- 2				
4- 2	0- 0	0- 0	HOME	0- 1	0- 0	4- 1				
1- 3	0- 0	0- 0	AWAY	0- 1	0- 1	1- 1				
2- 1	0- 0	0- 0	NEUTRAL	0- 1	0- 0	2- 0				
2- 7	0- 1	0- 1	CONFERENCE	0- 4	0- 0	2- 1				
0- 3	0- 1	0- 0	HOME	0- 1	0- 0	0- 1				
2- 4	0- 0	0- 1	AWAY	0- 3	0- 0	2- 0				
0- 0	0- 0	0- 0	NEUTRAL	0- 0	0- 0	0- 0				

RPI 1-25				RPI 26-50				RPI 51-100				RPI 101+ Team's RPI: 204			
RPI	S	Opponent	Score	RPI	S	Opponent	Score	RPI	S	Opponent	Score	RPI	S	Opponent	Score
25	H	Duquesne	44 65	33	A	St. Bonaventure	43 66	51	H	Dayton	48 60	132	A	Wake Forest	33 43
								65	H	James Madison	47 73	165	H	Old Dominion	62 57
								77	N	Marquette	80 98	191	H	William & Mary	56 50
								86	A	Saint Louis	48 73	192	H	Rhode Island	50 57
								87	A	Virginia	51 71	213	H	Eastern Ky.	81 62
								88	A	Saint Joseph's	53 64	221	H	Furman	62 69
								96	A	VCU	42 53	224	A	Massachusetts	74 68
												234	A	Providence	57 50
												237	A	Appalachian St.	59 73
												252	H	UNCW	63 53
												280	A	La Salle	60 43
												290	N	Wichita St.	63 50
												331	N	Lafayette	54 46
LAST 12 Division I GAMES:															
86	A	Saint Louis	48 73	192	H	Rhode Island	50 57								
33	A	St. Bonaventure	43 66	51	H	Dayton	48 60								
25	H	Duquesne	44 65	280	A	La Salle	60 43								
96	A	VCU	42 53	87	A	Virginia	51 71								
224	A	Massachusetts	74 68	331	N	Lafayette	54 46								
88	A	Saint Joseph's	53 64	132	A	Wake Forest	33 43								

Non-Div I Games:

Richmond

■ Loss,
 ■ Non-Conf,
 ■ S Site,
 ■ H Home
 ■ A Away
 N Neutral

Average RPI Win:	263	WON-LOST	WINNING	LAST 10	STRENGTH OF	OPP. STRENGTH	TEAM	ADJ.	CONF.	ADJ CONF.
Average RPI Loss:	178	RECORD	PCT. RANK	GAMES	SCHEDULE	OF SCHEDULE	RPI	RPI	RPI	RPI
DIV. I ONLY	4- 17	313	1- 9	158	312	298	298	23	23	
DIV. I NON-CONF.	3- 6	234	0- 2	99	331	206	206	24	24	
TOTALS	RPI 1-25	RPI 26-50	W-L RECORDS	RPI 51-100	RPI 101-150	RPI 150+				
4- 17	0- 0	0- 1	OVERALL	0- 2	0- 3	4- 11				
3- 7	0- 0	0- 1	HOME	0- 0	0- 0	3- 6				
1- 8	0- 0	0- 0	AWAY	0- 1	0- 3	1- 4				
0- 2	0- 0	0- 0	NEUTRAL	0- 1	0- 0	0- 1				
3- 6	0- 0	0- 1	NON-CONFERENCE	0- 2	0- 1	3- 2				
2- 1	0- 0	0- 1	HOME	0- 0	0- 0	2- 0				
1- 3	0- 0	0- 0	AWAY	0- 1	0- 1	1- 1				
0- 2	0- 0	0- 0	NEUTRAL	0- 1	0- 0	0- 1				
1- 11	0- 0	0- 0	CONFERENCE	0- 0	0- 2	1- 9				
1- 6	0- 0	0- 0	HOME	0- 0	0- 0	1- 6				
0- 5	0- 0	0- 0	AWAY	0- 0	0- 2	0- 3				
0- 0	0- 0	0- 0	NEUTRAL	0- 0	0- 0	0- 0				

RPI S	Opponent	Score	RPI S	Opponent	Score	RPI S	Opponent	Score	RPI S	Opponent	Score	Team's RPI: 298
50	H Princeton	59 78	76	A Army West Point	42 57	117	A Iona	46 59	126	A Quinnipiac	51 64	
			84	N Central Mich.	58 76	146	A Pittsburgh	44 75	184	A Marist	54 66	
						184	H Marist	56 74	185	A UMBC	53 58	
						185	N UMBC	58 67	200	H Canisius	64 73	
						209	H Lehigh	61 60	212	A Siena	45 66	
						212	H Siena	70 58	223	A Fairfield	56 63	
						223	H Fairfield	39 55	247	H Manhattan	70 74	
						284	H Towson	78 72	289	H Niagara	57 67	
						297	H Monmouth	75 87	345	A St. Francis Brooklyn	71 59	
LAST 12 Division I GAMES:												
184	H Marist	56 74	289	H Niagara	57 67							
223	A Fairfield	56 63	212	A Siena	45 66							
247	H Manhattan	70 74	126	A Quinnipiac	51 64							
297	H Monmouth	75 87	184	A Marist	54 66							
212	H Siena	70 58	185	N UMBC	58 67							
223	H Fairfield	39 55	84	N Central Mich.	58 76							

Non-Div I Games:

Rider

■ Loss,
 ■ Non-Conf,
 ■ S Site,
 ■ H Home
 ■ A Away
 N Neutral

Average RPI Win:	295	WON-LOST	WINNING	LAST 10	STRENGTH OF	OPP. STRENGTH	TEAM	ADJ.	CONF.	ADJ CONF.
Average RPI Loss:	165	RECORD	PCT. RANK	GAMES	SCHEDULE	OF SCHEDULE	RPI	RPI	RPI	RPI
DIV. I ONLY	11- 9	144	6- 4	313	319	205	205	31	31	
DIV. I NON-CONF.	5- 5	160	2- 0	184	148	140	140	32	32	
TOTALS	RPI 1-25	RPI 26-50	W-L RECORDS	RPI 51-100	RPI 101-150	RPI 150+				
11- 9	0- 1	0- 1	OVERALL	0- 1	0- 2	11- 4				
5- 2	0- 0	0- 0	HOME	0- 0	0- 1	5- 1				
6- 7	0- 0	0- 0	AWAY	0- 0	0- 0	6- 0				
0- 0	0- 0	0- 0	NEUTRAL	0- 0	0- 0	0- 0				
5- 5	0- 1	0- 1	NON-CONFERENCE	0- 1	0- 2	5- 0				
2- 1	0- 0	0- 0	HOME	0- 0	0- 1	2- 0				
3- 4	0- 1	0- 1	AWAY	0- 1	0- 1	3- 0				
0- 0	0- 0	0- 0	NEUTRAL	0- 0	0- 0	0- 0				
6- 4	0- 0	0- 0	CONFERENCE	0- 0	0- 0	6- 4				
3- 1	0- 0	0- 0	HOME	0- 0	0- 0	3- 1				
3- 3	0- 0	0- 0	AWAY	0- 0	0- 0	3- 3				
0- 0	0- 0	0- 0	NEUTRAL	0- 0	0- 0	0- 0				

RPI 1-25				RPI 26-50				RPI 51-100				RPI 101+ Team's RPI: 205			
RPI	S	Opponent	Score	RPI	S	Opponent	Score	RPI	S	Opponent	Score	RPI	S	Opponent	Score
22	A	Florida	52 79	46	A	Iowa	50 69	85	A	Charlotte	73 94	106	A	Youngstown St.	46 55
												147	H	Northern Ky.	70 72
												194	H	Delaware	53 50
												208	A	Bryant	65 71
												243	H	Morgan St.	76 44
												260	H	Sacred Heart	78 63
												274	A	Saint Francis (PA)	54 62
												279	A	Ga. Southern	64 49
												280	A	La Salle	76 45
												285	A	Central Conn. St.	39 48
												297	A	Monmouth	60 47
												314	H	Fairleigh Dickinson	68 83
												326	A	LIU Brooklyn	52 49
												338	H	Wagner	64 44
												339	A	Mt. St. Mary's	74 67
												339	H	Mt. St. Mary's	61 56
												345	A	St. Francis Brooklyn	62 53
LAST 12 Division I GAMES:															
339	A	Mt. St. Mary's	74 67	326	A	LIU Brooklyn	52 49								
274	A	Saint Francis (PA)	54 62	345	A	St. Francis Brooklyn	62 53								
285	A	Central Conn. St.	39 48	338	H	Wagner	64 44								
208	A	Bryant	65 71	260	H	Sacred Heart	78 63								
339	H	Mt. St. Mary's	61 56	194	H	Delaware	53 50								
314	H	Fairleigh Dickinson	68 83	279	A	Ga. Southern	64 49								

Non-Div I Games: West Va. Wesleyan 124 59

Robert Morris

■ Loss,
 ■ Non-Conf, S Site,
 ■ Home
 ■ Away
 N Neutral

Average RPI Win:	115	WON-LOST	WINNING	LAST 10	STRENGTH OF	OPP. STRENGTH	TEAM	ADJ.	CONF.	ADJ CONF.
Average RPI Loss:	36	RECORD	PCT. RANK	GAMES	SCHEDULE	OF SCHEDULE	RPI	RPI	RPI	RPI
DIV. I ONLY	13- 10	138	3- 7	9	14	48	48	4	4	
DIV. I NON-CONF.	9- 3	69	1- 0	24	8	19	19	4	4	
TOTALS	RPI 1-25	RPI 26-50	W-L RECORDS	RPI 51-100	RPI 101-150	RPI 150+				
13- 10	1- 5	0- 3	OVERALL	6- 2	4- 0	2- 0				
9- 2	0- 1	0- 1	HOME	3- 0	4- 0	2- 0				
1- 8	0- 4	0- 2	AWAY	1- 2	0- 0	0- 0				
3- 0	1- 0	0- 0	NEUTRAL	2- 0	0- 0	0- 0				
9- 3	1- 2	0- 1	NON-CONFERENCE	4- 0	3- 0	1- 0				
5- 1	0- 0	0- 1	HOME	1- 0	3- 0	1- 0				
1- 2	0- 2	0- 0	AWAY	1- 0	0- 0	0- 0				
3- 0	1- 0	0- 0	NEUTRAL	2- 0	0- 0	0- 0				
4- 7	0- 3	0- 2	CONFERENCE	2- 2	1- 0	1- 0				
4- 1	0- 1	0- 0	HOME	2- 0	1- 0	1- 0				
0- 6	0- 2	0- 2	AWAY	0- 2	0- 0	0- 0				
0- 0	0- 0	0- 0	NEUTRAL	0- 0	0- 0	0- 0				

RPI 1-25				RPI 26-50				RPI 51-100				RPI 101+			
RPI	S	Opponent	Score	RPI	S	Opponent	Score	RPI	S	Opponent	Score	RPI	S	Opponent	Score
6	A	Ohio St.	78 90	41	H	St. John's (NY)	62 69	67	A	Nebraska	54 65	114	H	LSU	69 57
6	H	Ohio St.	58 67	46	A	Iowa	65 69	67	H	Nebraska	66 56	117	H	Iona	58 33
11	A	Florida St.	43 65	47	A	Indiana	48 64	72	H	Temple	61 51	139	H	Arkansas	60 40
18	A	Seton Hall	49 77					82	N	Tulane	75 51	150	H	Illinois	67 54
19	A	Michigan St.	48 59					87	N	Virginia	60 48	157	H	Wisconsin	61 41
23	N	Green Bay	54 43					88	A	Saint Joseph's	78 65	294	H	Savannah St.	65 26
								99	A	Minnesota	72 85				
								99	H	Minnesota	66 55				
LAST 12 Division I GAMES:															
99	A	Minnesota	72 85	150	H	Illinois	67 54								
67	H	Nebraska	66 56	6	A	Ohio St.	78 90								
47	A	Indiana	48 64	157	H	Wisconsin	61 41								
6	H	Ohio St.	58 67	46	A	Iowa	65 69								
19	A	Michigan St.	48 59	99	H	Minnesota	66 55								
67	A	Nebraska	54 65	114	H	LSU	69 57								

Non-Div I Games:

Rutgers

■ Loss,
■ Non-Conf, S Site,
■ Home
■ Away
N Neutral

S
I
U
E

SIUE				Through Games Of Feb. 4, 2016						
Average RPI Win:	249	WON-LOST	WINNING	LAST 10	STRENGTH OF	OPP. STRENGTH	TEAM	ADJ.	CONF.	ADJ CONF.
Average RPI Loss:	146	RECORD	PCT. RANK	GAMES	SCHEDULE	OF SCHEDULE	RPI	RPI	RPI	RPI
DIV. I ONLY		14- 9	111	9- 1	237	271	144	144	24	24
DIV. I NON-CONF.		5- 8	209	0- 2	130	263	184	184	23	23

TOTALS	RPI 1-25	RPI 26-50		W-L RECORDS		RPI 51-100		RPI 101-150		RPI 150+
14- 9	0- 1	0- 1		OVERALL		1- 1		1- 2		12- 4
8- 1	0- 0	0- 0		HOME		1- 0		1- 1		6- 0
6- 7	0- 1	0- 1		AWAY		0- 1		0- 1		6- 3
0- 1	0- 0	0- 0		NEUTRAL		0- 0		0- 0		0- 1
5- 8	0- 1	0- 1		NON-CONFERENCE		1- 1		0- 2		4- 3
3- 1	0- 0	0- 0		HOME		1- 0		0- 1		2- 0
2- 6	0- 1	0- 1		AWAY		0- 1		0- 1		2- 2
0- 1	0- 0	0- 0		NEUTRAL		0- 0		0- 0		0- 1
9- 1	0- 0	0- 0		CONFERENCE		0- 0		1- 0		8- 1
5- 0	0- 0	0- 0		HOME		0- 0		1- 0		4- 0
4- 1	0- 0	0- 0		AWAY		0- 0		0- 0		4- 1
0- 0	0- 0	0- 0		NEUTRAL		0- 0		0- 0		0- 0

S
I
U
E

RPI 1-25				RPI 26-50				RPI 51-100				RPI 101+ Team's RPI: 144			
RPI	S	Opponent	Score	RPI	S	Opponent	Score	RPI	S	Opponent	Score	RPI	S	Opponent	Score
15	A	Oklahoma St.	61 86	31	A	Missouri	46 75	84	A	Central Mich.	65 78	114	H	IUPUI	67 85
								86	H	Saint Louis	71 64	122	H	Belmont	73 60
												137	A	Southern Ill.	57 71
												178	H	Southeast Mo. St.	80 73
												202	A	Valparaiso	56 69
												213	H	Eastern Ky.	89 74
												229	A	Western Ill.	74 78
												249	A	Tennessee St.	61 73
												250	N	Stephen F. Austin	74 82
												255	A	Austin Peay	72 61
												262	H	Omaha	90 86
												264	H	Northern Ill.	93 67
												277	A	Tennessee Tech	83 68
												280	A	Jacksonville St.	62 57
												288	H	Morehead St.	90 81
												292	A	Murray St.	64 61
												308	A	UMKC	63 58
												317	A	Illinois St.	65 57
												342	H	Eastern Ill.	87 75
LAST 12 Division I GAMES:															
342	H	Eastern Ill.	87 75	249	A	Tennessee St.	61 73	122	H	Belmont	73 60				
255	A	Austin Peay	72 61	277	A	Tennessee Tech	83 68	280	A	Jacksonville St.	62 57				
292	A	Murray St.	64 61	84	A	Central Mich.	65 78	202	A	Valparaiso	56 69				
178	H	Southeast Mo. St.	80 73												
213	H	Eastern Ky.	89 74												
288	H	Morehead St.	90 81												

Non-Div I Games:

SIUE

SMU				STRENGTH OF		OPP. STRENGTH	TEAM	ADJ.	CONF.	ADJ CONF.
Average RPI Win:	186	WON-LOST	WINNING	LAST 10	SCHEDULE	OF SCHEDULE	RPI	RPI	RPI	RPI
Average RPI Loss:	78	RECORD	PCT. RANK	GAMES						
DIV. I ONLY	9- 12	211	4- 6	73	46	149	149	8	8	
DIV. I NON-CONF.	5- 6	180	1- 1	141	29	189	189	7	7	

TOTALS	RPI 1-25	RPI 26-50	W-L RECORDS	RPI 51-100	RPI 101-150	RPI 150+				
9- 12	0- 3	0- 3	OVERALL	2- 3	1- 0	6- 3				
5- 6	0- 2	0- 1	HOME	1- 2	1- 0	3- 1				
2- 5	0- 1	0- 1	AWAY	0- 1	0- 0	2- 2				
2- 1	0- 0	0- 1	NEUTRAL	1- 0	0- 0	1- 0				
5- 6	0- 2	0- 1	NON-CONFERENCE	1- 1	0- 0	4- 2				
3- 3	0- 1	0- 0	HOME	0- 1	0- 0	3- 1				
0- 2	0- 1	0- 0	AWAY	0- 0	0- 0	0- 1				
2- 1	0- 0	0- 1	NEUTRAL	1- 0	0- 0	1- 0				
4- 6	0- 1	0- 2	CONFERENCE	1- 2	1- 0	2- 1				
2- 3	0- 1	0- 1	HOME	1- 1	1- 0	0- 0				
2- 3	0- 0	0- 1	AWAY	0- 1	0- 0	2- 1				
0- 0	0- 0	0- 0	NEUTRAL	0- 0	0- 0	0- 0				

RPI 1-25				RPI 26-50				RPI 51-100				RPI 101+ Team's RPI: 149			
RPI	S	Opponent	Score	RPI	S	Opponent	Score	RPI	S	Opponent	Score	RPI	S	Opponent	Score
4	H	UConn	37 90	29	N	Mississippi St.	70 72	72	A	Temple	35 55	124	H	Memphis	58 49
10	H	Arizona St.	57 64	40	A	South Fla.	56 83	72	H	Temple	69 67	169	H	New Mexico	58 63
17	A	Texas A&M	55 67	40	H	South Fla.	48 66	82	H	Tulane	42 54	177	H	Northwestern St.	74 36
								91	H	TCU	79 89	188	A	Tulsa	54 56
								94	N	Arizona	58 46	196	A	North Texas	57 60
												201	H	Kansas	73 64
												207	A	Cincinnati	73 55
												215	N	Gardner-Webb	69 61
												240	A	Houston	50 48
												341	H	Cal St. Fullerton	74 53
LAST 12 Division I GAMES:															
72	A	Temple	35 55	240	A	Houston	50 48								
40	H	South Fla.	48 66	40	A	South Fla.	56 83								
207	A	Cincinnati	73 55	72	H	Temple	69 67								
4	H	UConn	37 90	188	A	Tulsa	54 56								
82	H	Tulane	42 54	29	N	Mississippi St.	70 72								
124	H	Memphis	58 49	215	N	Gardner-Webb	69 61								

Non-Div I Games:

SMU

■ Loss,
 ■ Non-Conf,
 ■ S Site,
 ■ H Home
 ■ A Away
 N Neutral

Average RPI Win:	253	WON-LOST	WINNING	LAST 10	STRENGTH OF	OPP. STRENGTH	TEAM	ADJ.	CONF.	ADJ CONF.
Average RPI Loss:	133	RECORD	PCT. RANK	GAMES	SCHEDULE	OF SCHEDULE	RPI	RPI	RPI	RPI
DIV. I ONLY	7- 13	248	4- 6	113	245	211	211	18	18	
DIV. I NON-CONF.	3- 8	258	1- 2	104	161	204	204	19	19	
TOTALS	RPI 1-25	RPI 26-50	W-L RECORDS	RPI 51-100	RPI 101-150	RPI 150+				
7- 13	0- 1	0- 0	OVERALL	0- 2	0- 3	7- 7				
3- 6	0- 1	0- 0	HOME	0- 0	0- 2	3- 3				
4- 6	0- 0	0- 0	AWAY	0- 1	0- 1	4- 4				
0- 1	0- 0	0- 0	NEUTRAL	0- 1	0- 0	0- 0				
3- 8	0- 1	0- 0	NON-CONFERENCE	0- 2	0- 2	3- 3				
1- 3	0- 1	0- 0	HOME	0- 0	0- 1	1- 1				
2- 4	0- 0	0- 0	AWAY	0- 1	0- 1	2- 2				
0- 1	0- 0	0- 0	NEUTRAL	0- 1	0- 0	0- 0				
4- 5	0- 0	0- 0	CONFERENCE	0- 0	0- 1	4- 4				
2- 3	0- 0	0- 0	HOME	0- 0	0- 1	2- 2				
2- 2	0- 0	0- 0	AWAY	0- 0	0- 0	2- 2				
0- 0	0- 0	0- 0	NEUTRAL	0- 0	0- 0	0- 0				

RPI 1-25				RPI 26-50				RPI 51-100				RPI 101+ Team's RPI: 211			
RPI	S	Opponent	Score	RPI	S	Opponent	Score	RPI	S	Opponent	Score	RPI	S	Opponent	Score
8	H	UCLA	76 109					60	N	Villanova	54 78	102	A	New Mexico St.	77 80
								63	A	California	99 117	118	H	San Francisco	94 95
												130	H	Idaho	88 98
												154	H	Hawaii	72 74
												163	H	Montana St.	79 80
												169	A	New Mexico	71 84
												173	A	Weber St.	66 77
												176	A	Idaho St.	68 59
												180	H	Eastern Wash.	83 100
												193	A	Cal Poly	72 97
												195	A	UC Davis	92 77
												216	A	Montana	83 90
												216	H	Montana	83 75
												225	A	Utah St.	95 86
												318	A	Portland St.	126 78
												318	H	Portland St.	132 91
												321	H	UC Irvine	126 78
LAST 12 Division I GAMES:															
216	A	Montana	83 90	216	H	Montana	83 75								
180	H	Eastern Wash.	83 100	163	H	Montana St.	79 80								
130	H	Idaho	88 98	318	H	Portland St.	132 91								
318	A	Portland St.	126 78	193	A	Cal Poly	72 97								
173	A	Weber St.	66 77	321	H	UC Irvine	126 78								
176	A	Idaho St.	68 59	154	H	Hawaii	72 74								

Non-Div I Games:

Sacramento St.

■ Loss,
 ■ Non-Conf, S Site,
 ■ Home
 ■ Away
 N Neutral

Sacred Heart

Through Games Of Feb. 4, 2016

Average RPI Win:	308	WON-LOST	WINNING	LAST 10	STRENGTH OF	OPP. STRENGTH	TEAM	ADJ.	CONF.	ADJ CONF.
Average RPI Loss:	173	RECORD	PCT. RANK	GAMES	SCHEDULE	OF SCHEDULE	RPI	RPI	RPI	RPI
DIV. I ONLY	10- 11	182	8- 2	325	329	260	260	31	31	
DIV. I NON-CONF.	2- 9	296	0- 2	259	216	316	316	32	32	
TOTALS	RPI 1-25	RPI 26-50	W-L RECORDS	RPI 51-100	RPI 101-150	RPI 150+				
10- 11	0- 0	0- 1	OVERALL	0- 1	0- 3	10- 6				
4- 4	0- 0	0- 0	HOME	0- 0	0- 1	4- 3				
5- 6	0- 0	0- 1	AWAY	0- 1	0- 1	5- 3				
1- 1	0- 0	0- 0	NEUTRAL	0- 0	0- 1	1- 0				
2- 9	0- 0	0- 1	NON-CONFERENCE	0- 1	0- 3	2- 4				
1- 3	0- 0	0- 0	HOME	0- 0	0- 1	1- 2				
0- 5	0- 0	0- 1	AWAY	0- 1	0- 1	0- 2				
1- 1	0- 0	0- 0	NEUTRAL	0- 0	0- 1	1- 0				
8- 2	0- 0	0- 0	CONFERENCE	0- 0	0- 0	8- 2				
3- 1	0- 0	0- 0	HOME	0- 0	0- 0	3- 1				
5- 1	0- 0	0- 0	AWAY	0- 0	0- 0	5- 1				
0- 0	0- 0	0- 0	NEUTRAL	0- 0	0- 0	0- 0				

RPI 1-25			RPI 26-50			RPI 51-100			RPI 101+ Team's RPI: 260		
RPI	S	Opponent	Score	RPI	S	Opponent	Score	RPI	S	Opponent	Score
				41	A	St. John's (NY)	54 67	72	A	Temple	62 92
								125	H	Buffalo	53 66
								129	N	La.-Lafayette	58 60
								138	A	Penn St.	46 83
								205	A	Robert Morris	63 78
								208	H	Bryant	59 61
								214	H	Binghamton	69 60
								218	H	Hartford	67 68
								223	A	Fairfield	50 61
								266	H	New Hampshire	69 81
								274	A	Saint Francis (PA)	81 77
								276	A	Vermont	51 53
								285	A	Central Conn. St.	61 57
								309	N	Coastal Caro.	71 62
								314	H	Fairleigh Dickinson	72 61
								326	A	LIU Brooklyn	62 53
								338	A	Wagner	77 73
								338	H	Wagner	73 62
								339	H	Mt. St. Mary's	61 58
								345	A	St. Francis Brooklyn	68 51
LAST 12 Division I GAMES:											
326	A	LIU Brooklyn	62 53	338	H	Wagner	73 62				
208	H	Bryant	59 61	314	H	Fairleigh Dickinson	72 61				
339	H	Mt. St. Mary's	61 58	274	A	Saint Francis (PA)	81 77				
338	A	Wagner	77 73	205	A	Robert Morris	63 78				
285	A	Central Conn. St.	61 57	125	H	Buffalo	53 66				
345	A	St. Francis Brooklyn	68 51	138	A	Penn St.	46 83				

Non-Div I Games:

Sacred Heart

■ Loss,
 ■ Non-Conf,
 ■ S Site,
 ■ H Home
 ■ A Away
 N Neutral

Saint Francis (PA)

Through Games Of Feb. 4, 2016

Average RPI Win:	311	WON-LOST	WINNING	LAST 10	STRENGTH OF	OPP. STRENGTH	TEAM	ADJ.	CONF.	ADJ CONF.
Average RPI Loss:	187	RECORD	PCT. RANK	GAMES	SCHEDULE	OF SCHEDULE	RPI	RPI	RPI	RPI
DIV. I ONLY	7- 13	248	6- 4	269	335	274	274	31	31	
DIV. I NON-CONF.	1- 9	325	0- 2	129	215	298	298	32	32	
TOTALS	RPI 1-25	RPI 26-50	W-L RECORDS	RPI 51-100	RPI 101-150	RPI 150+				
7- 13	0- 1	0- 1	OVERALL	0- 0	0- 2	7- 9				
5- 2	0- 0	0- 0	HOME	0- 0	0- 1	5- 1				
2- 10	0- 1	0- 1	AWAY	0- 0	0- 1	2- 7				
0- 1	0- 0	0- 0	NEUTRAL	0- 0	0- 0	0- 1				
1- 9	0- 1	0- 1	NON-CONFERENCE	0- 0	0- 2	1- 5				
1- 1	0- 0	0- 0	HOME	0- 0	0- 1	1- 0				
0- 7	0- 1	0- 1	AWAY	0- 0	0- 1	0- 4				
0- 1	0- 0	0- 0	NEUTRAL	0- 0	0- 0	0- 1				
6- 4	0- 0	0- 0	CONFERENCE	0- 0	0- 0	6- 4				
4- 1	0- 0	0- 0	HOME	0- 0	0- 0	4- 1				
2- 3	0- 0	0- 0	AWAY	0- 0	0- 0	2- 3				
0- 0	0- 0	0- 0	NEUTRAL	0- 0	0- 0	0- 0				

RPI 1-25				RPI 26-50				RPI 51-100				RPI 101+ Team's RPI: 274			
RPI	S	Opponent	Score	RPI	S	Opponent	Score	RPI	S	Opponent	Score	RPI	S	Opponent	Score
22	A	Florida	65 122	32	A	Ohio	65 91					135	A	Marshall	73 81
												146	H	Pittsburgh	59 74
												182	A	Cornell	69 75
												200	A	Canisius	52 77
												205	H	Robert Morris	62 54
												207	A	Cincinnati	86 93
												208	A	Bryant	72 84
												213	N	Eastern Ky.	82 88
												233	A	Columbia	78 82
												260	H	Sacred Heart	77 81
												285	A	Central Conn. St.	51 66
												309	H	Coastal Caro.	106 74
												314	A	Fairleigh Dickinson	72 73
												314	H	Fairleigh Dickinson	87 67
												326	A	LIU Brooklyn	84 75
												338	H	Wagner	93 78
												339	H	Mt. St. Mary's	87 57
												345	A	St. Francis Brooklyn	83 76
LAST 12 Division I GAMES:															
314	A	Fairleigh Dickinson	72 73	345	A	St. Francis Brooklyn	83 76								
205	H	Robert Morris	62 54	326	A	LIU Brooklyn	84 75								
208	A	Bryant	72 84	260	H	Sacred Heart	77 81								
285	A	Central Conn. St.	51 66	338	H	Wagner	93 78								
314	H	Fairleigh Dickinson	87 67	213	N	Eastern Ky.	82 88								
339	H	Mt. St. Mary's	87 57	22	A	Florida	65 122								

Non-Div I Games: Pitt.-Johnstown 82 78

Saint Francis (PA)

■ Loss,
 ■ Non-Conf,
 ■ S Site,
 ■ Home
 ■ A Away
 N Neutral

Saint Joseph's

Through Games Of Feb. 4, 2016

Average RPI Win:	147	WON-LOST	WINNING	LAST 10	STRENGTH OF	OPP. STRENGTH	TEAM	ADJ.	CONF.	ADJ CONF.
Average RPI Loss:	62	RECORD	PCT. RANK	GAMES	SCHEDULE	OF SCHEDULE	RPI	RPI	RPI	RPI
DIV. I ONLY	10- 11	182	5- 5	7	76	88	88	7	7	
DIV. I NON-CONF.	6- 6	160	2- 1	3	54	54	54	8	8	
TOTALS	RPI 1-25	RPI 26-50	W-L RECORDS	RPI 51-100	RPI 101-150	RPI 150+				
10- 11	0- 2	1- 3	OVERALL	4- 4	0- 1	5- 1				
6- 7	0- 2	1- 2	HOME	2- 2	0- 1	3- 0				
4- 4	0- 0	0- 1	AWAY	2- 2	0- 0	2- 1				
0- 0	0- 0	0- 0	NEUTRAL	0- 0	0- 0	0- 0				
6- 6	0- 2	1- 1	NON-CONFERENCE	3- 2	0- 1	2- 0				
4- 4	0- 2	1- 1	HOME	2- 0	0- 1	1- 0				
2- 2	0- 0	0- 0	AWAY	1- 2	0- 0	1- 0				
0- 0	0- 0	0- 0	NEUTRAL	0- 0	0- 0	0- 0				
4- 5	0- 0	0- 2	CONFERENCE	1- 2	0- 0	3- 1				
2- 3	0- 0	0- 1	HOME	0- 2	0- 0	2- 0				
2- 2	0- 0	0- 1	AWAY	1- 0	0- 0	1- 1				
0- 0	0- 0	0- 0	NEUTRAL	0- 0	0- 0	0- 0				

RPI 1-25				RPI 26-50				RPI 51-100 Team's RPI: 88				RPI 101+			
RPI	S	Opponent	Score	RPI	S	Opponent	Score	RPI	S	Opponent	Score	RPI	S	Opponent	Score
1	H	Notre Dame	55 91	33	A	St. Bonaventure	51 65	51	H	Dayton	61 71	117	H	Iona	75 81
18	H	Seton Hall	54 66	37	H	George Washington	45 70	60	A	Villanova	49 55	160	A	Fordham	40 47
				43	H	Penn	50 46	68	A	Hofstra	62 75	185	H	UMBC	104 45
				48	H	Rutgers	65 78	72	A	Temple	70 67	204	H	Richmond	64 53
								75	H	Drexel	53 46	209	A	Lehigh	63 62
								84	H	Central Mich.	76 66	224	A	Massachusetts	62 58
								86	H	Saint Louis	66 77	280	H	La Salle	64 55
								96	A	VCU	66 63				
LAST 12 Division I GAMES:															
280	H	La Salle	64 55	96	A	VCU	66 63	224	A	Massachusetts	62 58				
33	A	St. Bonaventure	51 65	37	H	George Washington	45 70	84	H	Central Mich.	76 66				
51	H	Dayton	61 71	86	H	Saint Louis	66 77	185	H	UMBC	104 45				
160	A	Fordham	40 47	204	H	Richmond	64 53	1	H	Notre Dame	55 91				

Non-Div I Games:

Saint Joseph's

■ Loss,
 ■ Non-Conf, S Site,
 ■ Home
 ■ Away
 N Neutral

Saint Louis

Through Games Of Feb. 4, 2016

Average RPI Win:	203	WON-LOST	WINNING	LAST 10	STRENGTH OF	OPP. STRENGTH	TEAM	ADJ.	CONF.	ADJ CONF.
Average RPI Loss:	102	RECORD	PCT. RANK	GAMES	SCHEDULE	OF SCHEDULE	RPI	RPI	RPI	RPI
DIV. I ONLY	17- 5	41	8- 2	246	120	86	86	7	7	
DIV. I NON-CONF.	9- 3	69	1- 1	269	257	102	102	8	8	
TOTALS	RPI 1-25	RPI 26-50	W-L RECORDS	RPI 51-100	RPI 101-150	RPI 150+				
17- 5	0- 0	0- 1	OVERALL	3- 2	2- 1	12- 1				
8- 1	0- 0	0- 0	HOME	1- 0	0- 0	7- 1				
8- 4	0- 0	0- 1	AWAY	2- 2	2- 1	4- 0				
1- 0	0- 0	0- 0	NEUTRAL	0- 0	0- 0	1- 0				
9- 3	0- 0	0- 0	NON-CONFERENCE	0- 2	2- 1	7- 0				
4- 0	0- 0	0- 0	HOME	0- 0	0- 0	4- 0				
4- 3	0- 0	0- 0	AWAY	0- 2	2- 1	2- 0				
1- 0	0- 0	0- 0	NEUTRAL	0- 0	0- 0	1- 0				
8- 2	0- 0	0- 1	CONFERENCE	3- 0	0- 0	5- 1				
4- 1	0- 0	0- 0	HOME	1- 0	0- 0	3- 1				
4- 1	0- 0	0- 1	AWAY	2- 0	0- 0	2- 0				
0- 0	0- 0	0- 0	NEUTRAL	0- 0	0- 0	0- 0				

RPI 1-25				RPI 26-50				RPI 51-100				Team's RPI: 86	RPI 101+			
RPI	S	Opponent	Score	RPI	S	Opponent	Score	RPI	S	Opponent	Score		RPI	S	Opponent	Score
				37	A	George Washington	80 89	51	H	Dayton	70 56		124	A	Memphis	63 57
								58	A	Ball St.	70 79		128	A	Mercer	68 60
								82	A	Tulane	58 66		144	A	SIUE	64 71
								88	A	Saint Joseph's	77 66		170	A	Davidson	79 50
								96	A	VCU	77 72		178	H	Southeast Mo. St.	67 52
													187	A	George Mason	61 50
													187	H	George Mason	63 73
													188	H	Tulsa	82 73
													204	H	Richmond	73 48
													224	H	Massachusetts	69 49
													241	A	Indiana St.	62 52
													280	H	La Salle	79 70
													301	H	Bradley	75 58
													307	N	Cleveland St.	76 65
													342	H	Eastern Ill.	78 47
													344	A	Alabama A&M	91 60
LAST 12 Division I GAMES:																
				204	H	Richmond	73 48						224	H	Massachusetts	69 49
				37	A	George Washington	80 89						170	A	Davidson	79 50
				187	A	George Mason	61 50						96	A	VCU	77 72
				280	H	La Salle	79 70						187	H	George Mason	63 73
				88	A	Saint Joseph's	77 66						301	H	Bradley	75 58
				51	H	Dayton	70 56						58	A	Ball St.	70 79

Non-Div I Games: Mo.-St. Louis 67 31

Saint Louis

■ Loss,
 ■ Non-Conf,
 ■ S Site,
 ■ Home
 ■ A Away
 N Neutral

Saint Peter's

Through Games Of Feb. 4, 2016

Average RPI Win:	256	WON-LOST	WINNING	LAST 10	STRENGTH OF	OPP. STRENGTH	TEAM	ADJ.	CONF.	ADJ CONF.
Average RPI Loss:	197	RECORD	PCT. RANK	GAMES	SCHEDULE	OF SCHEDULE	RPI	RPI	RPI	RPI
DIV. I ONLY	4- 17	313	2- 8	210	325	324	324	23	23	
DIV. I NON-CONF.	2- 7	280	1- 1	143	341	294	294	24	24	
TOTALS	RPI 1-25	RPI 26-50	W-L RECORDS	RPI 51-100	RPI 101-150	RPI 150+				
4- 17	0- 2	0- 0	OVERALL	0- 0	0- 3	4- 12				
4- 7	0- 1	0- 0	HOME	0- 0	0- 2	4- 4				
0- 10	0- 0	0- 0	AWAY	0- 0	0- 1	0- 0				
0- 0	0- 0	0- 0	NEUTRAL	0- 0	0- 0	0- 0				
2- 7	0- 2	0- 0	NON-CONFERENCE	0- 0	0- 1	2- 4				
2- 3	0- 1	0- 0	HOME	0- 0	0- 1	2- 1				
0- 4	0- 1	0- 0	AWAY	0- 0	0- 0	0- 3				
0- 0	0- 0	0- 0	NEUTRAL	0- 0	0- 0	0- 0				
2- 10	0- 0	0- 0	CONFERENCE	0- 0	0- 2	2- 8				
2- 4	0- 0	0- 0	HOME	0- 0	0- 1	2- 3				
0- 6	0- 0	0- 0	AWAY	0- 0	0- 1	0- 5				
0- 0	0- 0	0- 0	NEUTRAL	0- 0	0- 0	0- 0				

RPI 1-25				RPI 26-50				RPI 51-100				RPI 101+ Team's RPI: 324			
RPI	S	Opponent	Score	RPI	S	Opponent	Score	RPI	S	Opponent	Score	RPI	S	Opponent	Score
18	A	Seton Hall	65 81									110	H	Stony Brook	35 69
25	H	Duquesne	38 63									117	H	Iona	51 65
												126	A	Quinnipiac	49 66
												158	H	Brown	79 67
												184	A	Marist	46 69
												200	A	Canisius	42 54
												200	H	Canisius	53 60
												209	A	Lehigh	42 74
												212	A	Siena	58 59
												212	H	Siena	55 64
												223	H	Fairfield	56 46
												247	A	Manhattan	47 64
												267	H	Navy	39 50
												289	A	Niagara	46 51
												289	H	Niagara	48 52
												297	H	Monmouth	67 62
												314	A	Fairleigh Dickinson	52 73
												331	A	Lafayette	69 72
												345	H	St. Francis Brooklyn	44 40
LAST 12 Division I GAMES:															
126	A	Quinnipiac	49 66	223	H	Fairfield	56 46								
212	H	Siena	55 64	289	H	Niagara	48 52								
184	A	Marist	46 69	297	H	Monmouth	67 62								
247	A	Manhattan	47 64	117	H	Iona	51 65								
289	A	Niagara	46 51	158	H	Brown	79 67								
200	A	Canisius	42 54	18	A	Seton Hall	65 81								

Non-Div I Games:

Saint Peter's

■ Loss,
 ■ Non-Conf,
 ■ S Site,
 ■ H Home
 ■ A Away
 N Neutral

Average RPI Win:	304	WON-LOST	WINNING	LAST 10	STRENGTH OF	OPP. STRENGTH	TEAM	ADJ.	CONF.	ADJ CONF.
Average RPI Loss:	144	RECORD	PCT. RANK	GAMES	SCHEDULE	OF SCHEDULE	RPI	RPI	RPI	RPI
DIV. I ONLY	6- 12	257	4- 6	247	202	244	244	27	27	
DIV. I NON-CONF.	2- 6	272	0- 2	88	71	166	166	26	26	
TOTALS	RPI 1-25	RPI 26-50	W-L RECORDS	RPI 51-100	RPI 101-150	RPI 150+				
6- 12	0- 2	0- 1	OVERALL	0- 2	0- 1	6- 6				
2- 3	0- 0	0- 0	HOME	0- 1	0- 0	2- 2				
4- 8	0- 1	0- 1	AWAY	0- 1	0- 1	4- 4				
0- 1	0- 1	0- 0	NEUTRAL	0- 0	0- 0	0- 0				
2- 6	0- 2	0- 1	NON-CONFERENCE	0- 1	0- 1	2- 1				
0- 1	0- 0	0- 0	HOME	0- 0	0- 0	0- 1				
2- 4	0- 1	0- 1	AWAY	0- 1	0- 1	2- 0				
0- 1	0- 1	0- 0	NEUTRAL	0- 0	0- 0	0- 0				
4- 6	0- 0	0- 0	CONFERENCE	0- 1	0- 0	4- 5				
2- 2	0- 0	0- 0	HOME	0- 1	0- 0	2- 1				
2- 4	0- 0	0- 0	AWAY	0- 0	0- 0	2- 4				
0- 0	0- 0	0- 0	NEUTRAL	0- 0	0- 0	0- 0				

RPI 1-25				RPI 26-50				RPI 51-100				RPI 101+ Team's RPI: 244			
RPI	S	Opponent	Score	RPI	S	Opponent	Score	RPI	S	Opponent	Score	RPI	S	Opponent	Score
9	A	Texas	49 83	49	A	Kansas St.	50 78	59	H	Abilene Christian	76 87	139	A	Arkansas	47 67
11	N	Florida St.	37 94					91	A	TCU	59 85	152	A	McNeese St.	79 82
												177	A	Northwestern St.	49 69
												228	A	Houston Baptist	63 67
												238	H	Rice	46 58
												250	A	Stephen F. Austin	63 70
												256	A	Texas Southern	53 51
												273	A	Lamar	78 76
												315	H	Southeastern La.	80 56
												316	A	Incarinate Word	65 60
												322	H	Nicholls St.	63 67
												326	A	LIU Brooklyn	63 56
												340	H	New Orleans	64 52
LAST 12 Division I GAMES:															
228	A	Houston Baptist	63 67	340	H	New Orleans	64 52								
273	A	Lamar	78 76	315	H	Southeastern La.	80 56								
250	A	Stephen F. Austin	63 70	177	A	Northwestern St.	49 69								
59	H	Abilene Christian	76 87	316	A	Incarinate Word	65 60								
152	A	McNeese St.	79 82	9	A	Texas	49 83								
322	H	Nicholls St.	63 67	49	A	Kansas St.	50 78								

Non-Div I Games: LSU-Alexandria 85 50 Our Lady Of The Lak67 56

Sam Houston St.

Loss, Non-Conf, S Site, H Home A Away N Neutral

Average RPI Win:	244	WON-LOST	WINNING	LAST 10	STRENGTH OF	OPP. STRENGTH	TEAM	ADJ.	CONF.	ADJ CONF.
Average RPI Loss:	104	RECORD	PCT. RANK	GAMES	SCHEDULE	OF SCHEDULE	RPI	RPI	RPI	RPI
DIV. I ONLY	13- 8	107	8- 2	228	195	121	121	17	17	
DIV. I NON-CONF.	6- 7	176	2- 2	214	200	151	151	16	16	
TOTALS	RPI 1-25	RPI 26-50	W-L RECORDS	RPI 51-100	RPI 101-150	RPI 150+				
13- 8	0- 0	0- 2	OVERALL	1- 2	1- 3	11- 1				
4- 2	0- 0	0- 0	HOME	1- 0	0- 2	3- 0				
8- 6	0- 0	0- 2	AWAY	0- 2	1- 1	7- 1				
1- 0	0- 0	0- 0	NEUTRAL	0- 0	0- 0	1- 0				
6- 7	0- 0	0- 2	NON-CONFERENCE	0- 2	1- 2	5- 1				
1- 1	0- 0	0- 0	HOME	0- 0	0- 1	1- 0				
4- 6	0- 0	0- 2	AWAY	0- 2	1- 1	3- 1				
1- 0	0- 0	0- 0	NEUTRAL	0- 0	0- 0	1- 0				
7- 1	0- 0	0- 0	CONFERENCE	1- 0	0- 1	6- 0				
3- 1	0- 0	0- 0	HOME	1- 0	0- 1	2- 0				
4- 0	0- 0	0- 0	AWAY	0- 0	0- 0	4- 0				
0- 0	0- 0	0- 0	NEUTRAL	0- 0	0- 0	0- 0				

RPI 1-25				RPI 26-50				RPI 51-100				RPI 101+ Team's RPI: 121			
RPI	S	Opponent	Score	RPI	S	Opponent	Score	RPI	S	Opponent	Score	RPI	S	Opponent	Score
				29	A	Mississippi St.	47 68	56	H	Chattanooga	48 43	114	A	LSU	47 44
				47	A	Indiana	56 65	78	A	Georgia Tech	55 66	128	H	Mercer	60 63
								95	A	UT Martin	50 52	134	A	Southern Miss.	48 56
												141	H	Harvard	54 60
												153	H	ETSU	55 47
												183	A	UAB	41 61
												206	H	Troy	73 69
												221	A	Furman	58 45
												280	A	Jacksonville St.	50 39
												287	A	UNCG	57 52
												287	H	UNCG	80 49
												291	A	Alabama St.	54 35
												296	A	Western Caro.	59 42
												311	A	Wofford	58 39
												322	N	Nicholls St.	45 43
												344	A	Alabama A&M	54 30
LAST 12 Division I GAMES:															
				287	H	UNCG	80 49	287	A	UNCG	57 52				
				311	A	Wofford	58 39	296	A	Western Caro.	59 42				
				221	A	Furman	58 45	141	H	Harvard	54 60				
				56	H	Chattanooga	48 43	114	A	LSU	47 44				
				153	H	ETSU	55 47	183	A	UAB	41 61				
				128	H	Mercer	60 63	291	A	Alabama St.	54 35				

Non-Div I Games: AUM 82 32 Shorter 53 33

Samford

Loss, Non-Conf, S Site, H Home A Away N Neutral

Average RPI Win:	193	WON-LOST	WINNING	LAST 10	STRENGTH OF	OPP. STRENGTH	TEAM	ADJ.	CONF.	ADJ CONF.
Average RPI Loss:	46	RECORD	PCT. RANK	GAMES	SCHEDULE	OF SCHEDULE	RPI	RPI	RPI	RPI
DIV. I ONLY	19- 3	12	8- 2	222	96	70	70	9	9	
DIV. I NON-CONF.	9- 1	22	0- 0	313	133	108	108	9	9	
TOTALS	RPI 1-25	RPI 26-50	W-L RECORDS	RPI 51-100	RPI 101-150	RPI 150+				
19- 3	1- 0	0- 2	OVERALL	3- 1	4- 0	11- 0				
10- 2	1- 0	0- 1	HOME	2- 1	2- 0	5- 0				
9- 1	0- 0	0- 1	AWAY	1- 0	2- 0	6- 0				
0- 0	0- 0	0- 0	NEUTRAL	0- 0	0- 0	0- 0				
9- 1	0- 0	0- 0	NON-CONFERENCE	1- 1	2- 0	6- 0				
4- 1	0- 0	0- 0	HOME	1- 1	1- 0	2- 0				
5- 0	0- 0	0- 0	AWAY	0- 0	1- 0	4- 0				
0- 0	0- 0	0- 0	NEUTRAL	0- 0	0- 0	0- 0				
10- 2	1- 0	0- 2	CONFERENCE	2- 0	2- 0	5- 0				
6- 1	1- 0	0- 1	HOME	1- 0	1- 0	3- 0				
4- 1	0- 0	0- 1	AWAY	1- 0	1- 0	2- 0				
0- 0	0- 0	0- 0	NEUTRAL	0- 0	0- 0	0- 0				

RPI 1-25				RPI 26-50				RPI 51-100 Team's RPI: 70				RPI 101+			
RPI	S	Opponent	Score	RPI	S	Opponent	Score	RPI	S	Opponent	Score	RPI	S	Opponent	Score
21	H	BYU	78 65	42	A	St. Mary's (CA)	60 68	55	H	Washington St.	72 78	108	H	Akron	86 65
				42	H	St. Mary's (CA)	68 73	66	A	Santa Clara	70 58	118	A	San Francisco	67 58
								89	H	Gonzaga	63 54	140	A	Fresno St.	72 68
								94	H	Arizona	59 54	142	H	Pacific	69 56
												163	A	Montana St.	62 49
												202	H	Valparaiso	76 60
												248	A	Loyola Marymount	75 67
												248	H	Loyola Marymount	82 58
												265	A	Pepperdine	70 54
												265	H	Pepperdine	74 55
												271	H	Portland	71 43
												275	A	San Diego St.	60 53
												283	H	CSUN	86 64
												319	A	Nevada	84 47
												341	A	Cal St. Fullerton	53 44
LAST 12 Division I GAMES:															
42	A	St. Mary's (CA)	60 68	271	H	Portland	71 43								
248	A	Loyola Marymount	75 67	66	A	Santa Clara	70 58								
265	A	Pepperdine	70 54	118	A	San Francisco	67 58								
248	H	Loyola Marymount	82 58	42	H	St. Mary's (CA)	68 73								
265	H	Pepperdine	74 55	142	H	Pacific	69 56								
89	H	Gonzaga	63 54	21	H	BYU	78 65								

Non-Div I Games: Hope Int'l 90 52

San Diego

Average RPI Win:	271	WON-LOST	WINNING	LAST 10	STRENGTH OF	OPP. STRENGTH	TEAM	ADJ.	CONF.	ADJ CONF.
Average RPI Loss:	152	RECORD	PCT. RANK	GAMES	SCHEDULE	OF SCHEDULE	RPI	RPI	RPI	RPI
DIV. I ONLY	5- 15	289	1- 9	164	240	275	275	20	20	
DIV. I NON-CONF.	4- 6	201	1- 0	241	225	252	252	21	21	
TOTALS	RPI 1-25	RPI 26-50	W-L RECORDS	RPI 51-100	RPI 101-150	RPI 150+				
5- 15	0- 1	0- 0	OVERALL	0- 4	0- 3	5- 7				
3- 8	0- 0	0- 0	HOME	0- 3	0- 1	3- 4				
2- 7	0- 1	0- 0	AWAY	0- 1	0- 2	2- 3				
0- 0	0- 0	0- 0	NEUTRAL	0- 0	0- 0	0- 0				
4- 6	0- 1	0- 0	NON-CONFERENCE	0- 2	0- 1	4- 2				
3- 3	0- 0	0- 0	HOME	0- 2	0- 0	3- 1				
1- 3	0- 1	0- 0	AWAY	0- 0	0- 1	1- 1				
0- 0	0- 0	0- 0	NEUTRAL	0- 0	0- 0	0- 0				
1- 9	0- 0	0- 0	CONFERENCE	0- 2	0- 2	1- 5				
0- 5	0- 0	0- 0	HOME	0- 1	0- 1	0- 3				
1- 4	0- 0	0- 0	AWAY	0- 1	0- 1	1- 2				
0- 0	0- 0	0- 0	NEUTRAL	0- 0	0- 0	0- 0				

RPI 1-25				RPI 26-50				RPI 51-100				RPI 101+ Team's RPI: 275			
RPI	S	Opponent	Score	RPI	S	Opponent	Score	RPI	S	Opponent	Score	RPI	S	Opponent	Score
20	A	Washington	51 80					61	A	Colorado St.	54 70	111	H	Boise St.	45 75
								61	H	Colorado St.	57 60	140	A	Fresno St.	49 54
								64	H	UC Riverside	68 85	148	A	Long Beach St.	54 74
								70	H	San Diego	53 60	157	H	Wisconsin	63 57
												171	H	UNLV	41 55
												195	H	UC Davis	54 65
												220	A	San Jose St.	73 78
												225	A	Utah St.	59 72
												225	H	Utah St.	36 55
												246	A	Wyoming	84 77
												248	A	Loyola Marymount	65 92
												283	A	CSUN	67 65
												319	H	Nevada	64 70
												329	H	North Dakota St.	64 54
												341	H	Cal St. Fullerton	54 43
LAST 12 Division I GAMES:															
		61	A	Colorado St.	54	70				61	H	Colorado St.	57	60	
		171	H	UNLV	41	55				220	A	San Jose St.	73	78	
		319	H	Nevada	64	70				225	H	Utah St.	36	55	
		225	A	Utah St.	59	72				246	A	Wyoming	84	77	
		140	A	Fresno St.	49	54				341	H	Cal St. Fullerton	54	43	
		111	H	Boise St.	45	75				248	A	Loyola Marymount	65	92	

Non-Div I Games: San Diego Christian60 25

San Diego St.

■ Loss,
 ■ Non-Conf,
 ■ S Site,
 ■ Home
 ■ Away
 N Neutral

San Francisco

Through Games Of Feb. 4, 2016

Average RPI Win:	204	WON-LOST	WINNING	LAST 10	STRENGTH OF	OPP. STRENGTH	TEAM	ADJ.	CONF.	ADJ CONF.
Average RPI Loss:	101	RECORD	PCT. RANK	GAMES	SCHEDULE	OF SCHEDULE	RPI	RPI	RPI	RPI
DIV. I ONLY	12- 9	132	5- 5	154	106	118	118	9	9	
DIV. I NON-CONF.	7- 2	57	0- 0	240	184	98	98	9	9	
TOTALS	RPI 1-25	RPI 26-50	W-L RECORDS	RPI 51-100	RPI 101-150	RPI 150+				
12- 9	0- 1	0- 1	OVERALL	2- 4	1- 1	9- 2				
4- 5	0- 1	0- 1	HOME	2- 2	0- 0	2- 1				
8- 4	0- 0	0- 0	AWAY	0- 2	1- 1	7- 1				
0- 0	0- 0	0- 0	NEUTRAL	0- 0	0- 0	0- 0				
7- 2	0- 0	0- 0	NON-CONFERENCE	1- 0	1- 0	5- 2				
2- 1	0- 0	0- 0	HOME	1- 0	0- 0	1- 1				
5- 1	0- 0	0- 0	AWAY	0- 0	1- 0	4- 1				
0- 0	0- 0	0- 0	NEUTRAL	0- 0	0- 0	0- 0				
5- 7	0- 1	0- 1	CONFERENCE	1- 4	0- 1	4- 0				
2- 4	0- 1	0- 1	HOME	1- 2	0- 0	1- 0				
3- 3	0- 0	0- 0	AWAY	0- 2	0- 1	3- 0				
0- 0	0- 0	0- 0	NEUTRAL	0- 0	0- 0	0- 0				

RPI 1-25				RPI 26-50				RPI 51-100				RPI 101+ Team's RPI: 118			
RPI	S	Opponent	Score	RPI	S	Opponent	Score	RPI	S	Opponent	Score	RPI	S	Opponent	Score
21	H	BYU	57 66	42	H	St. Mary's (CA)	68 78	64	H	UC Riverside	88 76	142	A	Pacific	57 70
								66	A	Santa Clara	57 68	148	A	Long Beach St.	66 52
								66	H	Santa Clara	57 59	151	H	North Dakota	74 57
								70	H	San Diego	58 67	193	H	Cal Poly	61 62
								89	A	Gonzaga	47 68	196	A	North Texas	69 61
								89	H	Gonzaga	71 52	211	A	Sacramento St.	95 94
												220	A	San Jose St.	82 78
												222	A	Utah Valley	88 94
												248	A	Loyola Marymount	75 73
												265	A	Pepperdine	81 74
												271	A	Portland	82 63
												271	H	Portland	90 69
												319	A	Nevada	70 62
LAST 12 Division I GAMES:															
66	H	Santa Clara	57 59	21	H	BYU	57 66								
89	H	Gonzaga	71 52	70	H	San Diego	58 67								
271	H	Portland	90 69	271	A	Portland	82 63								
66	A	Santa Clara	57 68	89	A	Gonzaga	47 68								
265	A	Pepperdine	81 74	142	A	Pacific	57 70								
248	A	Loyola Marymount	75 73	42	H	St. Mary's (CA)	68 78								

Non-Div I Games: Holy Names 77 31 San Fran. St. 73 45

San Francisco

Loss, Non-Conf, S Site, H Home A Away N Neutral

Average RPI Win: 270		WON-LOST	WINNING	LAST 10	STRENGTH OF	OPP. STRENGTH	TEAM	ADJ.	CONF.	ADJ CONF.
Average RPI Loss: 112		RECORD	PCT. RANK	GAMES	SCHEDULE	OF SCHEDULE	RPI	RPI	RPI	RPI
DIV. I ONLY		7- 14	257	5- 5	119	222	220	220	20	20
DIV. I NON-CONF.		1- 9	325	0- 1	82	177	275	275	21	21
TOTALS		RPI 1-25	RPI 26-50	W-L RECORDS	RPI 51-100	RPI 101-150	RPI 150+			
7- 14	0- 0		0- 1	OVERALL	0- 5	1- 5	6- 3			
3- 7	0- 0		0- 0	HOME	0- 2	0- 4	3- 1			
4- 7	0- 0		0- 1	AWAY	0- 3	1- 1	3- 2			
0- 0	0- 0		0- 0	NEUTRAL	0- 0	0- 0	0- 0			
1- 9	0- 0		0- 1	NON-CONFERENCE	0- 3	0- 3	1- 2			
1- 4	0- 0		0- 0	HOME	0- 1	0- 2	1- 1			
0- 5	0- 0		0- 1	AWAY	0- 2	0- 1	0- 1			
0- 0	0- 0		0- 0	NEUTRAL	0- 0	0- 0	0- 0			
6- 5	0- 0		0- 0	CONFERENCE	0- 2	1- 2	5- 1			
2- 3	0- 0		0- 0	HOME	0- 1	0- 2	2- 0			
4- 2	0- 0		0- 0	AWAY	0- 1	1- 0	3- 1			
0- 0	0- 0		0- 0	NEUTRAL	0- 0	0- 0	0- 0			

RPI 1-25				RPI 26-50				RPI 51-100				RPI 101+				Team's RPI: 220	
RPI	S	Opponent	Score	RPI	S	Opponent	Score	RPI	S	Opponent	Score	RPI	S	Opponent	Score		
				42	A	St. Mary's (CA)	81 91	55	A	Washington St.	80 95	102	H	New Mexico St.	66 75		
								61	A	Colorado St.	54 76	111	H	Boise St.	75 78		
								61	H	Colorado St.	78 80	118	H	San Francisco	78 82		
								80	A	Oregon	74 104	140	A	Fresno St.	66 64		
								81	H	South Dakota	77 87	140	H	Fresno St.	54 59		
												142	A	Pacific	69 81		
												154	H	Hawaii	73 76		
												169	A	New Mexico	57 71		
												225	A	Utah St.	86 74		
												246	A	Wyoming	67 66		
												257	A	CSU Bakersfield	88 90		
												275	H	San Diego St.	78 73		
												321	H	UC Irvine	79 58		
												343	A	Air Force	72 49		
												343	H	Air Force	81 60		
LAST 12 Division I GAMES:																	
				140	A	Fresno St.	66 64	246	A	Wyoming	67 66						
				343	A	Air Force	72 49	61	A	Colorado St.	54 76						
				61	H	Colorado St.	78 80	275	H	San Diego St.	78 73						
				169	A	New Mexico	57 71	343	H	Air Force	81 60						
				111	H	Boise St.	75 78	225	A	Utah St.	86 74						
				140	H	Fresno St.	54 59	154	H	Hawaii	73 76						

Non-Div I Games:	Southern Ore.	92	78
------------------	---------------	----	----

San Jose St.

Loss, Non-Conf, S Site, H Home A Away N Neutral

Santa Clara

Through Games Of Feb. 4, 2016

SANDY CLOUTIER				THROUGH GAMES OF FEB. 17, 1918						
Average RPI Win:	191	WON-LOST	WINNING	LAST 10	STRENGTH OF	OPP. STRENGTH	TEAM	ADJ.	CONF.	ADJ CONF.
Average RPI Loss:	45	RECORD	PCT. RANK	GAMES	SCHEDULE	OF SCHEDULE	RPI	RPI	RPI	RPI
DIV. I ONLY	16- 5	45	7- 3	169	69	66	66	9	9	
DIV. I NON-CONF.	7- 2	57	0- 0	252	35	70	70	9	9	
<hr/>										
TOTALS	RPI 1-25	RPI 26-50		W-L RECORDS		RPI 51-100	RPI 101-150	RPI 150+		
16- 5	1- 2	1- 1		OVERALL		1- 2	4- 0	9- 0		
7- 2	0- 1	0- 0		HOME		1- 1	3- 0	3- 0		
8- 3	1- 1	1- 1		AWAY		0- 1	1- 0	5- 0		
1- 0	0- 0	0- 0		NEUTRAL		0- 0	0- 0	1- 0		
7- 2	1- 1	0- 1		NON-CONFERENCE		0- 0	1- 0	5- 0		
3- 0	0- 0	0- 0		HOME		0- 0	1- 0	2- 0		
3- 2	1- 1	0- 1		AWAY		0- 0	0- 0	2- 0		
1- 0	0- 0	0- 0		NEUTRAL		0- 0	0- 0	1- 0		
9- 3	0- 1	1- 0		CONFERENCE		1- 2	3- 0	4- 0		
4- 2	0- 1	0- 0		HOME		1- 1	2- 0	1- 0		
5- 1	0- 0	1- 0		AWAY		0- 1	1- 0	3- 0		
0- 0	0- 0	0- 0		NEUTRAL		0- 0	0- 0	0- 0		

RPI 1-25				RPI 26-50				RPI 51-100				Team's RPI: 66	RPI 101+			
RPI	S	Opponent	Score	RPI	S	Opponent	Score	RPI	S	Opponent	Score		RPI	S	Opponent	Score
5	A	Stanford	61 58	27	A	Southern California	46 81	70	H	San Diego	58 70		118	A	San Francisco	59 57
20	A	Washington	55 100	42	A	St. Mary's (CA)	73 67	89	A	Gonzaga	44 53		118	H	San Francisco	68 57
21	H	BYU	63 68					89	H	Gonzaga	71 64		127	H	Texas Tech	75 70
													142	H	Pacific	76 52
													193	A	Cal Poly	69 63
													248	A	Loyola Marymount	57 56
													261	A	UC Santa Barbara	48 37
													261	H	UC Santa Barbara	66 48
													265	A	Pepperdine	62 60
													271	A	Portland	67 45
													271	H	Portland	66 47
													306	N	Evansville	62 44
													343	H	Air Force	68 34
LAST 12 Division I GAMES:																
118	A	San Francisco	59 57	70	H	San Diego	58 70									
271	H	Portland	66 47	21	H	BYU	63 68									
89	H	Gonzaga	71 64	89	A	Gonzaga	44 53									
118	H	San Francisco	68 57	271	A	Portland	67 45									
248	A	Loyola Marymount	57 56	42	A	St. Mary's (CA)	73 67									
265	A	Pepperdine	62 60	142	H	Pacific	76 52									

Non-Div I Games: Hope Int'l 78 54 Simpson (CA) 112 34

Santa Clara

Loss, Non-Conf, S Site, H Home A Away N Neutral

Average RPI Win:	321	WON-LOST	WINNING	LAST 10	STRENGTH OF	OPP. STRENGTH	TEAM	ADJ.	CONF.	ADJ CONF.
Average RPI Loss:	177	RECORD	PCT. RANK	GAMES	SCHEDULE	OF SCHEDULE	RPI	RPI	RPI	RPI
DIV. I ONLY	4- 14	304	3- 6	248	316	294	294	30	30	
DIV. I NON-CONF.	1- 8	320	0- 2	37	144	213	213	30	30	
TOTALS	RPI 1-25	RPI 26-50	W-L RECORDS	RPI 51-100	RPI 101-150	RPI 150+				
4- 14	0- 2	0- 2	OVERALL	0- 1	0- 0	4- 9				
2- 4	0- 0	0- 0	HOME	0- 1	0- 0	2- 3				
2- 10	0- 2	0- 2	AWAY	0- 0	0- 0	2- 6				
0- 0	0- 0	0- 0	NEUTRAL	0- 0	0- 0	0- 0				
1- 8	0- 2	0- 2	NON-CONFERENCE	0- 1	0- 0	1- 3				
0- 2	0- 0	0- 0	HOME	0- 1	0- 0	0- 1				
1- 6	0- 2	0- 2	AWAY	0- 0	0- 0	1- 2				
0- 0	0- 0	0- 0	NEUTRAL	0- 0	0- 0	0- 0				
3- 6	0- 0	0- 0	CONFERENCE	0- 0	0- 0	3- 6				
2- 2	0- 0	0- 0	HOME	0- 0	0- 0	2- 2				
1- 4	0- 0	0- 0	AWAY	0- 0	0- 0	1- 4				
0- 0	0- 0	0- 0	NEUTRAL	0- 0	0- 0	0- 0				

RPI 1-25				RPI 26-50				RPI 51-100				RPI 101+ Team's RPI: 294			
RPI	S	Opponent	Score	RPI	S	Opponent	Score	RPI	S	Opponent	Score	RPI	S	Opponent	Score
15	A	Oklahoma St.	48 76	29	A	Mississippi St.	25 92	62	H	Auburn	40 62	156	A	Hampton	53 65
22	A	Florida	34 99	48	A	Rutgers	26 65					164	A	Jacksonville	52 65
												258	A	Bethune-Cookman	44 50
												278	A	N.C. A&T	31 60
												278	H	N.C. A&T	59 69
												279	H	Ga. Southern	48 64
												280	A	Jacksonville St.	35 50
												291	A	Alabama St.	60 49
												295	H	UMES	60 42
												304	A	Florida A&M	38 59
												305	H	Delaware St.	59 67
												348	H	N.C. Central	57 39
												349	A	Norfolk St.	68 53
LAST 12 Division I GAMES:															
258	A	Bethune-Cookman	44 50	348	H	N.C. Central	57 39								
278	A	N.C. A&T	31 60	278	H	N.C. A&T	59 69								
349	A	Norfolk St.	68 53	164	A	Jacksonville	52 65								
156	A	Hampton	53 65	304	A	Florida A&M	38 59								
305	H	Delaware St.	59 67	15	A	Oklahoma St.	48 76								
295	H	UMES	60 42	280	A	Jacksonville St.	35 50								

Non-Div I Games: Columbia (SC) 101 34 Allen 72 46

Savannah St.

Average RPI Win: 276	WON-LOST	WINNING	LAST 10	STRENGTH OF	OPP. STRENGTH	TEAM	ADJ.	CONF.	ADJ CONF.
Average RPI Loss: 149	RECORD	PCT. RANK	GAMES	SCHEDULE	OF SCHEDULE	RPI	RPI	RPI	RPI
DIV. I ONLY	8- 14	244	4- 6	193	281	236	236	25	25
DIV. I NON-CONF.	5- 9	233	1- 3	110	256	182	182	25	25
TOTALS	RPI 1-25	RPI 26-50	W-L RECORDS	RPI 51-100	RPI 101-150	RPI 150+			
8- 14	0- 1	0- 1	OVERALL	0- 2	0- 4	8- 6			
3- 6	0- 0	0- 0	HOME	0- 1	0- 2	3- 3			
5- 7	0- 1	0- 0	AWAY	0- 1	0- 2	5- 3			
0- 1	0- 0	0- 1	NEUTRAL	0- 0	0- 0	0- 0			
5- 9	0- 1	0- 1	NON-CONFERENCE	0- 2	0- 3	5- 2			
1- 4	0- 0	0- 0	HOME	0- 1	0- 2	1- 1			
4- 4	0- 1	0- 0	AWAY	0- 1	0- 1	4- 1			
0- 1	0- 0	0- 1	NEUTRAL	0- 0	0- 0	0- 0			
3- 5	0- 0	0- 0	CONFERENCE	0- 0	0- 1	3- 4			
2- 2	0- 0	0- 0	HOME	0- 0	0- 0	2- 2			
1- 3	0- 0	0- 0	AWAY	0- 0	0- 1	1- 2			
0- 0	0- 0	0- 0	NEUTRAL	0- 0	0- 0	0- 0			

RPI 1-25				RPI 26-50				RPI 51-100				RPI 101+ Team's RPI: 236			
RPI	S	Opponent	Score	RPI	S	Opponent	Score	RPI	S	Opponent	Score	RPI	S	Opponent	Score
20	A	Washington	55 96	50	N	Princeton	48 85	64	H	UC Riverside	70 92	102	A	New Mexico St.	54 69
								80	A	Oregon	62 82	111	H	Boise St.	66 84
												130	A	Idaho	60 64
												148	H	Long Beach St.	57 69
												163	H	Montana St.	51 80
												176	A	Idaho St.	67 83
												198	A	UTRGV	74 71
												216	A	Montana	58 44
												222	H	Utah Valley	44 61
												226	H	Grand Canyon	54 67
												248	A	Loyola Marymount	78 69
												257	A	CSU Bakersfield	68 76
												283	A	CSUN	62 56
												300	H	Denver	59 51
												308	H	UMKC	69 63
												318	A	Portland St.	85 64
												336	A	Chicago St.	49 57
												336	H	Chicago St.	59 45
LAST 12 Division I GAMES:															
336	A	Chicago St.	49 57	336	H	Chicago St.	59 45	308	H	UMKC	69 63				
226	H	Grand Canyon	54 67					283	A	CSUN	62 56				
222	H	Utah Valley	44 61					148	H	Long Beach St.	57 69				
198	A	UTRGV	74 71					80	A	Oregon	62 82				
102	A	New Mexico St.	54 69					64	H	UC Riverside	70 92				
257	A	CSU Bakersfield	68 76												

Non-Div I Games: Evergreen St. 81 38

Seattle

■ Loss,
 ■ Non-Conf,
 ■ S Site,
 ■ Home
 ■ A Away
 N Neutral

Average RPI Win: 127	WON-LOST	WINNING	LAST 10	STRENGTH OF	OPP. STRENGTH	TEAM	ADJ.	CONF.	ADJ CONF.
Average RPI Loss: 46	RECORD	PCT. RANK	GAMES	SCHEDULE	OF SCHEDULE	RPI	RPI	RPI	RPI
DIV. I ONLY	17- 5	41	6- 4	57	22	18	18	6	6
DIV. I NON-CONF.	10- 1	19	1- 0	49	21	5	5	6	6
TOTALS	RPI 1-25	RPI 26-50	W-L RECORDS	RPI 51-100	RPI 101-150	RPI 150+			
17- 5	0- 1	4- 2	OVERALL	2- 2	5- 0	6- 0			
8- 1	0- 0	2- 1	HOME	1- 0	1- 0	4- 0			
7- 4	0- 1	1- 1	AWAY	1- 2	3- 0	2- 0			
2- 0	0- 0	1- 0	NEUTRAL	0- 0	1- 0	0- 0			
10- 1	0- 1	3- 0	NON-CONFERENCE	1- 0	2- 0	4- 0			
5- 0	0- 0	2- 0	HOME	0- 0	0- 0	3- 0			
3- 1	0- 1	0- 0	AWAY	1- 0	1- 0	1- 0			
2- 0	0- 0	1- 0	NEUTRAL	0- 0	1- 0	0- 0			
7- 4	0- 0	1- 2	CONFERENCE	1- 2	3- 0	2- 0			
3- 1	0- 0	0- 1	HOME	1- 0	1- 0	1- 0			
4- 3	0- 0	1- 1	AWAY	0- 2	2- 0	1- 0			
0- 0	0- 0	0- 0	NEUTRAL	0- 0	0- 0	0- 0			

RPI 1-25				Team's RPI: 18		RPI 26-50				RPI 51-100				RPI 101+			
RPI	S	Opponent	Score	RPI	S	Opponent	Score	RPI	S	Opponent	Score	RPI	S	Opponent	Score		
24	A	Georgia	52 70	26	A	DePaul	83 74	60	A	Villanova	45 55	101	A	Georgetown	83 75		
				26	H	DePaul	74 86	77	A	Marquette	82 89	107	A	Liberty	92 56		
				35	N	North Carolina St.	58 55	77	H	Marquette	99 68	112	N	UNI	57 49		
				41	A	St. John's (NY)	69 71	88	A	Saint Joseph's	66 54	120	A	Creighton	86 82		
				48	H	Rutgers	77 49					133	H	Xavier	82 66		
				50	H	Princeton	71 64					159	A	Texas-Arlington	61 54		
												160	H	Fordham	66 54		
												172	H	Butler	98 77		
												208	H	Bryant	93 57		
												234	A	Providence	64 54		
												324	H	Saint Peter's	81 65		
LAST 12 Division I GAMES:																	
				77	A	Marquette	82 89	41	A	St. John's (NY)	69 71						
				26	A	DePaul	83 74	26	H	DePaul	74 86						
				172	H	Butler	98 77	77	H	Marquette	99 68						
				133	H	Xavier	82 66	120	A	Creighton	86 82						
				101	A	Georgetown	83 75	234	A	Providence	64 54						
				60	A	Villanova	45 55	324	H	Saint Peter's	81 65						

Non-Div I Games:

Seton Hall

■ Loss,
 ■ Non-Conf,
 ■ S Site,
 ■ H Home
 ■ A Away
 N Neutral

Average RPI Win: 275	WON-LOST	WINNING	LAST 10	STRENGTH OF	OPP. STRENGTH	TEAM	ADJ.	CONF.	ADJ CONF.
Average RPI Loss: 188	RECORD	PCT. RANK	GAMES	SCHEDULE	OF SCHEDULE	RPI	RPI	RPI	RPI
DIV. I ONLY	12- 10	154	1- 1	320	270	212	212	23	23
DIV. I NON-CONF.	3- 7	248	1- 1	237	298	247	247	24	24
TOTALS	RPI 1-25	RPI 26-50	W-L RECORDS	RPI 51-100	RPI 101-150	RPI 150+			
12- 10	0- 0	0- 2	OVERALL	0- 0	0- 2	12- 6			
5- 2	0- 0	0- 1	HOME	0- 0	0- 0	5- 1			
6- 7	0- 0	0- 1	AWAY	0- 0	0- 2	6- 4			
1- 1	0- 0	0- 0	NEUTRAL	0- 0	0- 0	1- 1			
3- 7	0- 0	0- 2	NON-CONFERENCE	0- 0	0- 1	3- 4			
0- 2	0- 0	0- 1	HOME	0- 0	0- 0	0- 1			
2- 4	0- 0	0- 1	AWAY	0- 0	0- 1	2- 2			
1- 1	0- 0	0- 0	NEUTRAL	0- 0	0- 0	1- 1			
9- 3	0- 0	0- 0	CONFERENCE	0- 0	0- 1	9- 2			
5- 0	0- 0	0- 0	HOME	0- 0	0- 0	5- 0			
4- 3	0- 0	0- 0	AWAY	0- 0	0- 1	4- 2			
0- 0	0- 0	0- 0	NEUTRAL	0- 0	0- 0	0- 0			

RPI 1-25				RPI 26-50				RPI 51-100				RPI 101+				Team's RPI: 212	
RPI	S	Opponent	Score	RPI	S	Opponent	Score	RPI	S	Opponent	Score	RPI	S	Opponent	Score		
				33	A	St. Bonaventure	40 57					126	A	Quinnipiac	52 94		
				45	H	Albany (NY)	42 61					137	A	Southern Ill.	54 73		
												184	A	Marist	37 66		
												199	H	Northeastern	67 70		
												200	A	Canisius	58 52		
												200	H	Canisius	61 57		
												243	N	Morgan St.	69 46		
												247	H	Manhattan	60 59		
												266	A	New Hampshire	57 53		
												267	A	Navy	58 59		
												289	A	Niagara	59 51		
												291	N	Alabama St.	53 57		
												297	A	Monmouth	69 63		
												297	H	Monmouth	64 54		
												298	A	Rider	58 70		
												298	H	Rider	66 45		
												299	A	Colgate	50 52		
												314	A	Fairleigh Dickinson	81 65		
												324	A	Saint Peter's	64 55		
												324	H	Saint Peter's	59 58		
LAST 12 Division I GAMES:																	
				243	N	Morgan St.	69 46					298	A	Rider	58 70		
				291	N	Alabama St.	53 57					297	H	Monmouth	64 54		
				324	A	Saint Peter's	64 55					247	H	Manhattan	60 59		
				184	A	Marist	37 66					298	H	Rider	66 45		
				126	A	Quinnipiac	52 94					200	A	Canisius	58 52		
				200	H	Canisius	61 57					289	A	Niagara	59 51		

Non-Div I Games:

Siena

■ Loss,
 ■ Non-Conf,
 ■ S Site,
 ■ Home
 ■ A Away
 N Neutral

Average RPI Win: 235	WON-LOST	WINNING	LAST 10	STRENGTH OF	OPP. STRENGTH	TEAM	ADJ.	CONF.	ADJ CONF.
Average RPI Loss: 148	RECORD	PCT. RANK	GAMES	SCHEDULE	OF SCHEDULE	RPI	RPI	RPI	RPI
DIV. I ONLY	7- 11	236	5- 5	163	225	210	210	16	16
DIV. I NON-CONF.	2- 5	253	1- 0	212	243	246	246	15	15
TOTALS	RPI 1-25	RPI 26-50	W-L RECORDS	RPI 51-100	RPI 101-150	RPI 150+			
7- 11	0- 1	0- 0	OVERALL	0- 2	0- 2	7- 6			
2- 6	0- 1	0- 0	HOME	0- 1	0- 0	2- 4			
5- 5	0- 0	0- 0	AWAY	0- 1	0- 2	5- 2			
0- 0	0- 0	0- 0	NEUTRAL	0- 0	0- 0	0- 0			
2- 5	0- 1	0- 0	NON-CONFERENCE	0- 0	0- 1	2- 3			
0- 3	0- 1	0- 0	HOME	0- 0	0- 0	0- 2			
2- 2	0- 0	0- 0	AWAY	0- 0	0- 1	2- 1			
0- 0	0- 0	0- 0	NEUTRAL	0- 0	0- 0	0- 0			
5- 6	0- 0	0- 0	CONFERENCE	0- 2	0- 1	5- 3			
2- 3	0- 0	0- 0	HOME	0- 1	0- 0	2- 2			
3- 3	0- 0	0- 0	AWAY	0- 1	0- 1	3- 1			
0- 0	0- 0	0- 0	NEUTRAL	0- 0	0- 0	0- 0			

RPI 1-25				RPI 26-50				RPI 51-100				RPI 101+ Team's RPI: 210			
RPI	S	Opponent	Score	RPI	S	Opponent	Score	RPI	S	Opponent	Score	RPI	S	Opponent	Score
22	H	Florida	60 72					53	A	Arkansas St.	51 58	129	A	La.-Lafayette	50 69
								53	H	Arkansas St.	53 66	134	A	Southern Miss.	51 71
												159	H	Texas-Arlington	59 55
												167	H	Texas St.	71 73
												174	H	Little Rock	34 47
												183	H	UAB	39 53
												186	A	Southern U.	45 50
												206	A	Troy	75 71
												226	A	Grand Canyon	59 56
												237	H	Appalachian St.	71 55
												251	H	UCF	36 77
												254	A	Georgia St.	60 52
												270	A	La.-Monroe	63 57
												279	A	Ga. Southern	43 57
												291	A	Alabama St.	47 43
LAST 12 Division I GAMES:															
53	A	Arkansas St.	51 58	167	H	Texas St.	71 73								
237	H	Appalachian St.	71 55	254	A	Georgia St.	60 52								
206	A	Troy	75 71	279	A	Ga. Southern	43 57								
270	A	La.-Monroe	63 57	53	H	Arkansas St.	53 66								
129	A	La.-Lafayette	50 69	174	H	Little Rock	34 47								
159	H	Texas-Arlington	59 55	226	A	Grand Canyon	59 56								

Non-Div I Games: Spring Hill 64 49 William Carey 66 30

South Ala.

■ Loss,
 ■ Non-Conf,
 ■ S Site,
 ■ H Home
 ■ A Away
 N Neutral

South Carolina

Through Games Of Feb. 4, 2016

Average RPI Win:	102	WON-LOST	WINNING	LAST 10	STRENGTH OF	OPP. STRENGTH	TEAM	ADJ.	CONF.	ADJ CONF.
Average RPI Loss:	0	RECORD	PCT. RANK	GAMES	SCHEDULE	OF SCHEDULE	RPI	RPI	RPI	RPI
DIV. I ONLY	22- 0	1	10- 0	25	9	2	2	2	2	2
DIV. I NON-CONF.	12- 0	1	2- 0	125	13	7	7	2	2	2
TOTALS	RPI 1-25	RPI 26-50	W-L RECORDS	RPI 51-100	RPI 101-150	RPI 150+				
22- 0	7- 0	3- 0	OVERALL	3- 0	2- 0	7- 0				
11- 0	3- 0	2- 0	HOME	1- 0	2- 0	3- 0				
8- 0	3- 0	1- 0	AWAY	2- 0	0- 0	2- 0				
3- 0	1- 0	0- 0	NEUTRAL	0- 0	0- 0	2- 0				
12- 0	3- 0	1- 0	NON-CONFERENCE	1- 0	0- 0	7- 0				
6- 0	1- 0	1- 0	HOME	1- 0	0- 0	3- 0				
3- 0	1- 0	0- 0	AWAY	0- 0	0- 0	2- 0				
3- 0	1- 0	0- 0	NEUTRAL	0- 0	0- 0	2- 0				
10- 0	4- 0	2- 0	CONFERENCE	2- 0	2- 0	0- 0				
5- 0	2- 0	1- 0	HOME	0- 0	2- 0	0- 0				
5- 0	2- 0	1- 0	AWAY	2- 0	0- 0	0- 0				
0- 0	0- 0	0- 0	NEUTRAL	0- 0	0- 0	0- 0				

RPI	S	Opponent	Score	RPI	S	Opponent	Score	RPI	S	Opponent	Score	RPI	S	Opponent	Score
6	H	Ohio St.	88 80	29	A	Mississippi St.	57 51	52	A	Vanderbilt	71 61	136	H	Ole Miss	81 62
8	A	UCLA	68 65	31	H	Missouri	83 58	62	A	Auburn	74 58	139	H	Arkansas	85 32
10	N	Arizona St.	60 58	38	H	Duke	66 55	83	H	Elon	78 63	154	A	Hawaii	67 51
16	A	Kentucky	73 62									156	H	Hampton	86 48
16	H	Kentucky	78 68									175	N	East Carolina	88 57
17	A	Texas A&M	70 63									242	A	Clemson	67 41
17	H	Texas A&M	59 58									257	N	CSU Bakersfield	90 71
												287	H	UNCG	92 44
												313	H	Winthrop	86 37
LAST 12 Division I GAMES:															
16	H	Kentucky	78 68	16	A	Kentucky	73 62								
17	A	Texas A&M	70 63	31	H	Missouri	83 58								
136	H	Ole Miss	81 62	52	A	Vanderbilt	71 61								
29	A	Mississippi St.	57 51	139	H	Arkansas	85 32								
62	A	Auburn	74 58	83	H	Elon	78 63								
17	H	Texas A&M	59 58	175	N	East Carolina	88 57								

Non-Div I Games:

South Carolina

Loss, Non-Conf, S Site, H Home A Away N Neutral

South Carolina State				Through Games Of Feb. 17, 1918						
Average RPI Win:	320	WON-LOST	WINNING	LAST 10	STRENGTH OF	OPP. STRENGTH	TEAM	ADJ.	CONF.	ADJ CONF.
Average RPI Loss:	217	RECORD	PCT. RANK	GAMES	SCHEDULE	OF SCHEDULE	RPI	RPI	RPI	RPI
DIV. I ONLY	6- 11	247	3- 6	342	343	312	312	30	30	
DIV. I NON-CONF.	2- 6	272	1- 3	295	287	295	295	30	30	

TOTALS	RPI 1-25	RPI 26-50		W-L RECORDS		RPI 51-100		RPI 101-150		RPI 150+
6- 11	0- 0	0- 0		OVERALL		0- 0		0- 1		6- 10
3- 2	0- 0	0- 0		HOME		0- 0		0- 0		3- 2
3- 8	0- 0	0- 0		AWAY		0- 0		0- 0		3- 8
0- 1	0- 0	0- 0		NEUTRAL		0- 0		0- 1		0- 0
2- 6	0- 0	0- 0		NON-CONFERENCE		0- 0		0- 1		2- 5
1- 0	0- 0	0- 0		HOME		0- 0		0- 0		1- 0
1- 5	0- 0	0- 0		AWAY		0- 0		0- 0		1- 5
0- 1	0- 0	0- 0		NEUTRAL		0- 0		0- 1		0- 0
4- 5	0- 0	0- 0		CONFERENCE		0- 0		0- 0		4- 5
2- 2	0- 0	0- 0		HOME		0- 0		0- 0		2- 2
2- 3	0- 0	0- 0		AWAY		0- 0		0- 0		2- 3
0- 0	0- 0	0- 0		NEUTRAL		0- 0		0- 0		0- 0

RPI 1-25				RPI 26-50				RPI 51-100				RPI 101+				Team's RPI: 312	
RPI	S	Opponent	Score	RPI	S	Opponent	Score	RPI	S	Opponent	Score	RPI	S	Opponent	Score		
												113	N	Central Ark.	38	51	
												156	A	Hampton	50	63	
												164	A	Jacksonville	47	79	
												170	A	Davidson	51	63	
												183	A	UAB	38	71	
												221	A	Furman	46	59	
												242	A	Clemson	54	63	
												258	A	Bethune-Cookman	50	65	
												278	H	N.C. A&T	54	57	
												295	H	UMES	56	63	
												302	A	North Florida	53	48	
												304	A	Florida A&M	68	62	
												305	A	Delaware St.	61	79	
												305	H	Delaware St.	61	48	
												311	H	Wofford	60	47	
												348	H	N.C. Central	58	51	
												349	A	Norfolk St.	60	52	
LAST 12 Division I GAMES:																	
				305	A	Delaware St.	61	79	348	H	N.C. Central	58	51				
				156	A	Hampton	50	63	164	A	Jacksonville	47	79				
				349	A	Norfolk St.	60	52	113	N	Central Ark.	38	51				
				295	H	UMES	56	63	302	A	North Florida	53	48				
				305	H	Delaware St.	61	48	170	A	Davidson	51	63				
				278	H	N.C. A&T	54	57	258	A	Bethune-Cookman	50	65				

Non-Div I Games:	Morris	90	39	Southern Wesleyan	75	52
------------------	--------	----	----	-------------------	----	----

South Carolina St.

Loss, Non-Conf, S Site, H Home A Away N Neutral

Average RPI Win:	210	WON-LOST	WINNING	LAST 10	STRENGTH OF	OPP. STRENGTH	TEAM	ADJ.	CONF.	ADJ CONF.
Average RPI Loss:	83	RECORD	PCT. RANK	GAMES	SCHEDULE	OF SCHEDULE	RPI	RPI	RPI	RPI
DIV. I ONLY	16- 5	45	9- 1	223	100	81	81	19	19	
DIV. I NON-CONF.	8- 4	100	2- 0	177	9	80	80	20	20	
TOTALS	RPI 1-25	RPI 26-50	W-L RECORDS	RPI 51-100	RPI 101-150	RPI 150+				
16- 5	0- 1	0- 1	OVERALL	2- 1	4- 1	10- 1				
8- 1	0- 1	0- 0	HOME	1- 0	2- 0	5- 0				
7- 4	0- 0	0- 1	AWAY	1- 1	2- 1	4- 1				
1- 0	0- 0	0- 0	NEUTRAL	0- 0	0- 0	1- 0				
8- 4	0- 1	0- 1	NON-CONFERENCE	1- 1	3- 1	4- 0				
3- 1	0- 1	0- 0	HOME	1- 0	1- 0	1- 0				
4- 3	0- 0	0- 1	AWAY	0- 1	2- 1	2- 0				
1- 0	0- 0	0- 0	NEUTRAL	0- 0	0- 0	1- 0				
8- 1	0- 0	0- 0	CONFERENCE	1- 0	1- 0	6- 1				
5- 0	0- 0	0- 0	HOME	0- 0	1- 0	4- 0				
3- 1	0- 0	0- 0	AWAY	1- 0	0- 0	2- 1				
0- 0	0- 0	0- 0	NEUTRAL	0- 0	0- 0	0- 0				

RPI 1-25				RPI 26-50				RPI 51-100 Team's RPI: 81				RPI 101+			
RPI	S	Opponent	Score	RPI	S	Opponent	Score	RPI	S	Opponent	Score	RPI	S	Opponent	Score
20	H	Washington	64 77	49	A	Kansas St.	81 84	57	A	South Dakota St.	63 58	104	H	Drake	92 87
								71	A	Utah	59 66	112	A	UNI	43 64
								77	H	Marquette	97 69	114	H	IUPUI	65 59
												145	A	Fla. Atlantic	76 53
												150	A	Illinois	85 76
												151	A	North Dakota	73 70
												161	A	Oral Roberts	56 60
												220	A	San Jose St.	87 77
												229	A	Western Ill.	102 77
												237	N	Appalachian St.	87 60
												262	H	Omaha	82 76
												300	H	Denver	85 60
												318	H	Portland St.	103 61
												329	A	North Dakota St.	96 94
												329	H	North Dakota St.	80 54
												332	H	IPFW	92 60
LAST 12 Division I GAMES:															
329	H	North Dakota St.	80 54	262	H	Omaha	82 76								
229	A	Western Ill.	102 77	161	A	Oral Roberts	56 60								
114	H	IUPUI	65 59	300	H	Denver	85 60								
332	H	IPFW	92 60	150	A	Illinois	85 76								
57	A	South Dakota St.	63 58	151	A	North Dakota	73 70								
329	A	North Dakota St.	96 94	20	H	Washington	64 77								

Non-Div I Games: Dakota Wesleyan 94 54

South Dakota

■ Loss,
 ■ Non-Conf,
 ■ S Site,
 ■ Home
 ■ A Away
 N Neutral

Average RPI Win:	201	WON-LOST	WINNING	LAST 10	STRENGTH OF	OPP. STRENGTH	TEAM	ADJ.	CONF.	ADJ CONF.
Average RPI Loss:	30	RECORD	PCT. RANK	GAMES	SCHEDULE	OF SCHEDULE	RPI	RPI	RPI	RPI
DIV. I ONLY	18- 4	25	9- 1	128	118	57	57	19	19	
DIV. I NON-CONF.	10- 3	61	2- 1	62	14	36	36	20	20	
TOTALS	RPI 1-25	RPI 26-50	W-L RECORDS	RPI 51-100	RPI 101-150	RPI 150+				
18- 4	0- 3	1- 0	OVERALL	0- 1	5- 0	12- 0				
9- 2	0- 1	1- 0	HOME	0- 1	3- 0	5- 0				
7- 1	0- 1	0- 0	AWAY	0- 0	1- 0	6- 0				
2- 1	0- 1	0- 0	NEUTRAL	0- 0	1- 0	1- 0				
10- 3	0- 3	1- 0	NON-CONFERENCE	0- 0	4- 0	5- 0				
6- 1	0- 1	1- 0	HOME	0- 0	2- 0	3- 0				
2- 1	0- 1	0- 0	AWAY	0- 0	1- 0	1- 0				
2- 1	0- 1	0- 0	NEUTRAL	0- 0	1- 0	1- 0				
8- 1	0- 0	0- 0	CONFERENCE	0- 1	1- 0	7- 0				
3- 1	0- 0	0- 0	HOME	0- 1	1- 0	2- 0				
5- 0	0- 0	0- 0	AWAY	0- 0	0- 0	5- 0				
0- 0	0- 0	0- 0	NEUTRAL	0- 0	0- 0	0- 0				

RPI	S	Opponent	Score	RPI	S	Opponent	Score	RPI	S	Opponent	Score	RPI	S	Opponent	Score
1	H	Notre Dame	64 75	26	H	DePaul	88 79	81	H	South Dakota	58 63	112	H	UNI	89 86
14	N	Maryland	55 62									114	H	IUPUI	68 66
23	A	Green Bay	57 58									120	A	Creighton	53 51
												139	H	Arkansas	76 69
												146	N	Pittsburgh	55 54
												161	A	Oral Roberts	68 50
												165	N	Old Dominion	71 39
												179	H	Northern Colo.	66 62
												184	H	Marist	77 68
												229	H	Western Ill.	85 63
												235	A	Bowling Green	58 45
												262	A	Omaha	65 47
												262	H	Omaha	68 58
												300	A	Denver	76 39
												318	H	Portland St.	74 65
												329	A	North Dakota St.	81 63
												332	A	IPFW	61 42
LAST 12 Division I GAMES:															
262	A	Omaha	65 47	262	H	Omaha	68 58								
161	A	Oral Roberts	68 50	329	A	North Dakota St.	81 63								
229	H	Western Ill.	85 63	300	A	Denver	76 39								
114	H	IUPUI	68 66	235	A	Bowling Green	58 45								
81	H	South Dakota	58 63	23	A	Green Bay	57 58								
332	A	IPFW	61 42	26	H	DePaul	88 79								

Non-Div I Games:

South Dakota St.

■ Loss,
 ■ Non-Conf, S Site,
 ■ Home
 ■ Away
 N Neutral

Average RPI Win:	153	WON-LOST	WINNING	LAST 10	STRENGTH OF	OPP. STRENGTH	TEAM	ADJ.	CONF.	ADJ CONF.
Average RPI Loss:	40	RECORD	PCT. RANK	GAMES	SCHEDULE	OF SCHEDULE	RPI	RPI	RPI	RPI
DIV. I ONLY	16- 5	45	1- 1	76	36	40	40	8	8	
DIV. I NON-CONF.	7- 3	91	0- 1	11	12	20	20	7	7	
TOTALS	RPI 1-25	RPI 26-50	W-L RECORDS	RPI 51-100	RPI 101-150	RPI 150+				
16- 5	1- 2	0- 2	OVERALL	3- 0	4- 1	8- 0				
12- 1	1- 1	0- 0	HOME	2- 0	3- 0	6- 0				
4- 3	0- 1	0- 0	AWAY	1- 0	1- 0	2- 0				
0- 1	0- 0	0- 1	NEUTRAL	0- 0	0- 0	0- 0				
7- 3	1- 1	0- 2	NON-CONFERENCE	2- 0	2- 0	2- 0				
7- 0	1- 0	0- 0	HOME	2- 0	2- 0	2- 0				
0- 2	0- 1	0- 1	AWAY	0- 0	0- 0	0- 0				
0- 1	0- 0	0- 1	NEUTRAL	0- 0	0- 0	0- 0				
9- 2	0- 1	0- 0	CONFERENCE	1- 0	2- 1	6- 0				
5- 1	0- 1	0- 0	HOME	0- 0	1- 0	4- 0				
4- 1	0- 0	0- 0	AWAY	1- 0	1- 1	2- 0				
0- 0	0- 0	0- 0	NEUTRAL	0- 0	0- 0	0- 0				

RPI	S	Opponent	Score	RPI	S	Opponent	Score	RPI	S	Opponent	Score	RPI	S	Opponent	Score
3	A	Baylor	63 66	29	N	Mississippi St.	58 68	56	H	Chattanooga	61 33	124	A	Memphis	87 88
4	H	UConn	59 75	41	A	St. John's (NY)	70 74	75	H	Drexel	73 58	138	H	Penn St.	101 79
15	H	Oklahoma St.	68 46					82	A	Tulane	71 67	141	H	Harvard	86 59
												149	A	SMU	66 48
												149	H	SMU	83 56
												164	H	Jacksonville	74 52
												172	H	Butler	87 77
												175	A	East Carolina	61 59
												175	H	East Carolina	75 54
												207	H	Cincinnati	82 49
												240	H	Houston	73 49
												251	A	UCF	88 49
												251	H	UCF	108 63
LAST 12 Division I GAMES:															
3	A	Baylor	63 66	175	H	East Carolina	75 54								
207	H	Cincinnati	82 49	82	A	Tulane	71 67								
149	A	SMU	66 48	4	H	UConn	59 75								
240	H	Houston	73 49	149	H	SMU	83 56								
251	A	UCF	88 49	251	H	UCF	108 63								
124	A	Memphis	87 88	175	A	East Carolina	61 59								

Non-Div I Games:

South Fla.

■ Loss,
 ■ Non-Conf,
 ■ S Site,
 ■ Home
 ■ A Away
 N Neutral

Average RPI Win:	272	WON-LOST	WINNING	LAST 10	STRENGTH OF	OPP. STRENGTH	TEAM	ADJ.	CONF.	ADJ CONF.
Average RPI Loss:	118	RECORD	PCT. RANK	GAMES	SCHEDULE	OF SCHEDULE	RPI	RPI	RPI	RPI
DIV. I ONLY	12- 9	132	2- 2	226	295	178	178	24	24	
DIV. I NON-CONF.	5- 6	180	0- 1	203	313	191	191	23	23	
TOTALS	RPI 1-25	RPI 26-50	W-L RECORDS	RPI 51-100	RPI 101-150	RPI 150+				
12- 9	0- 0	0- 1	OVERALL	0- 3	1- 3	11- 2				
6- 3	0- 0	0- 0	HOME	0- 1	1- 2	5- 0				
6- 4	0- 0	0- 1	AWAY	0- 1	0- 1	6- 1				
0- 2	0- 0	0- 0	NEUTRAL	0- 1	0- 0	0- 1				
5- 6	0- 0	0- 1	NON-CONFERENCE	0- 2	0- 2	5- 1				
1- 2	0- 0	0- 0	HOME	0- 0	0- 2	1- 0				
4- 2	0- 0	0- 1	AWAY	0- 1	0- 0	4- 0				
0- 2	0- 0	0- 0	NEUTRAL	0- 1	0- 0	0- 1				
7- 3	0- 0	0- 0	CONFERENCE	0- 1	1- 1	6- 1				
5- 1	0- 0	0- 0	HOME	0- 1	1- 0	4- 0				
2- 2	0- 0	0- 0	AWAY	0- 0	0- 1	2- 1				
0- 0	0- 0	0- 0	NEUTRAL	0- 0	0- 0	0- 0				

RPI S	Opponent	Score	RPI S	Opponent	Score	RPI S	Opponent	Score	RPI S	Opponent	Score	Team's RPI: 178
			31 A	Missouri	32 74	64 N	UC Riverside	67 85	113 H	Central Ark.	54 63	
						86 A	Saint Louis	52 67	122 H	Belmont	81 74	
						95 H	UT Martin	74 84	137 H	Southern Ill.	72 87	
									144 A	SIUE	73 80	
									176 N	Idaho St.	64 65	
									213 A	Eastern Ky.	55 56	
									229 A	Western Ill.	89 84	
									249 H	Tennessee St.	75 65	
									255 H	Austin Peay	71 69	
									277 A	Tennessee Tech	60 57	
									280 H	Jacksonville St.	61 47	
									288 A	Morehead St.	89 79	
									290 A	Wichita St.	66 62	
									292 H	Murray St.	96 59	
									308 H	UMKC	78 65	
									335 A	Lipscomb	84 69	
									344 A	Alabama A&M	69 58	
LAST 12 Division I GAMES:												
			64 N	UC Riverside	67 85	280 H	Jacksonville St.	61 47				
			292 H	Murray St.	96 59	213 A	Eastern Ky.	55 56				
			255 H	Austin Peay	71 69	288 A	Morehead St.	89 79				
			95 H	UT Martin	74 84	249 H	Tennessee St.	75 65				
			144 A	SIUE	73 80	122 H	Belmont	81 74				
			277 A	Tennessee Tech	60 57	137 H	Southern Ill.	72 87				

Non-Div I Games: Harris-Stowe 78 66 William Woods 94 58

Southeast Mo. St.

Loss, Non-Conf, S Site, H Home A Away N Neutral

Average RPI Win:	276	WON-LOST	WINNING	LAST 10	STRENGTH OF	OPP. STRENGTH	TEAM	ADJ.	CONF.	ADJ CONF.
Average RPI Loss:	179	RECORD	PCT. RANK	GAMES	SCHEDULE	OF SCHEDULE	RPI	RPI	RPI	RPI
DIV. I ONLY	3- 17	328	2- 8	201	264	315	315	27	27	
DIV. I NON-CONF.	1- 10	330	0- 3	119	241	276	276	26	26	
TOTALS	RPI 1-25	RPI 26-50	W-L RECORDS	RPI 51-100	RPI 101-150	RPI 150+				
3- 17	0- 0	0- 1	OVERALL	0- 2	0- 5	3- 9				
2- 5	0- 0	0- 0	HOME	0- 1	0- 0	2- 4				
1- 12	0- 0	0- 1	AWAY	0- 1	0- 5	1- 5				
0- 0	0- 0	0- 0	NEUTRAL	0- 0	0- 0	0- 0				
1- 10	0- 0	0- 1	NON-CONFERENCE	0- 2	0- 4	1- 3				
0- 4	0- 0	0- 0	HOME	0- 1	0- 0	0- 3				
1- 6	0- 0	0- 1	AWAY	0- 1	0- 4	1- 0				
0- 0	0- 0	0- 0	NEUTRAL	0- 0	0- 0	0- 0				
2- 7	0- 0	0- 0	CONFERENCE	0- 0	0- 1	2- 6				
2- 1	0- 0	0- 0	HOME	0- 0	0- 0	2- 1				
0- 6	0- 0	0- 0	AWAY	0- 0	0- 1	0- 5				
0- 0	0- 0	0- 0	NEUTRAL	0- 0	0- 0	0- 0				

RPI S	Opponent	Score	RPI S	Opponent	Score	RPI S	Opponent	Score	RPI S	Opponent	Score	Team's RPI: 315
			29	A Mississippi St.	41 81	62	H Auburn	68 80	105	A Wright St.	72 106	
						78	A Georgia Tech	49 102	113	A Central Ark.	58 80	
									127	A Texas Tech	51 113	
									133	A Xavier	27 67	
									139	A Arkansas	53 97	
									152	A McNeese St.	79 96	
									177	A Northwestern St.	62 82	
									206	H Troy	90 100	
									228	A Houston Baptist	56 64	
									244	A Sam Houston St.	56 80	
									250	H Stephen F. Austin	65 56	
									270	H La.-Monroe	84 88	
									273	H Lamar	73 66	
									304	A Florida A&M	62 57	
									316	H Incarnate Word	66 70	
									325	H Jackson St.	72 79	
									334	A A&M-Corpus Christi	67 69	
LAST 12 Division I GAMES:												
113	A	Central Ark.	58	80	228	A	Houston Baptist	56	64			
177	A	Northwestern St.	62	82	244	A	Sam Houston St.	56	80			
152	A	McNeese St.	79	96	250	H	Stephen F. Austin	65	56			
334	A	A&M-Corpus Christi	67	69	29	A	Mississippi St.	41	81			
316	H	Incarnate Word	66	70	206	H	Troy	90	100			
273	H	Lamar	73	66	325	H	Jackson St.	72	79			

Non-Div I Games:

Southeastern La.

■ Loss,
 ■ Non-Conf,
 ■ S Site,
 ■ H Home
 ■ A Away
 N Neutral

Average RPI Win:	138	WON-LOST	WINNING	LAST 10	STRENGTH OF	OPP. STRENGTH	TEAM	ADJ.	CONF.	ADJ CONF.
Average RPI Loss:	44	RECORD	PCT. RANK	GAMES	SCHEDULE	OF SCHEDULE	RPI	RPI	RPI	RPI
DIV. I ONLY	15- 6	61	4- 6	18	61	27	27	1	1	
DIV. I NON-CONF.	11- 0	1	2- 0	46	306	6	6	1	1	
TOTALS	RPI 1-25	RPI 26-50	W-L RECORDS	RPI 51-100	RPI 101-150	RPI 150+				
15- 6	1- 4	2- 0	OVERALL	5- 1	2- 0	5- 1				
10- 2	1- 2	1- 0	HOME	3- 0	1- 0	4- 0				
2- 4	0- 2	0- 0	AWAY	2- 1	0- 0	0- 1				
3- 0	0- 0	1- 0	NEUTRAL	0- 0	1- 0	1- 0				
11- 0	0- 0	2- 0	NON-CONFERENCE	2- 0	2- 0	5- 0				
7- 0	0- 0	1- 0	HOME	1- 0	1- 0	4- 0				
1- 0	0- 0	0- 0	AWAY	1- 0	0- 0	0- 0				
3- 0	0- 0	1- 0	NEUTRAL	0- 0	1- 0	1- 0				
4- 6	1- 4	0- 0	CONFERENCE	3- 1	0- 0	0- 1				
3- 2	1- 2	0- 0	HOME	2- 0	0- 0	0- 0				
1- 4	0- 2	0- 0	AWAY	1- 1	0- 0	0- 1				
0- 0	0- 0	0- 0	NEUTRAL	0- 0	0- 0	0- 0				

RPI 1-25				RPI 26-50				Team's RPI: 27				RPI 51-100				RPI 101+			
RPI	S	Opponent	Score	RPI	S	Opponent	Score	RPI	S	Opponent	Score	RPI	S	Opponent	Score	RPI	S	Opponent	Score
5	H	Stanford	47 57	39	N	West Virginia	78 67	55	A	Washington St.	61 73	117	N	Iona	76 56				
7	H	Oregon St.	49 57	45	H	Albany (NY)	68 67	63	H	California	61 47	148	H	Long Beach St.	69 43				
8	A	UCLA	73 78					66	H	Santa Clara	81 46	168	A	Colorado	63 66				
8	H	UCLA	71 68					71	A	Utah	70 59	171	H	UNLV	73 42				
20	A	Washington	60 69					80	H	Oregon	74 67	226	N	Grand Canyon	75 44				
								89	A	Gonzaga	60 56	304	H	Florida A&M	88 45				
												321	H	UC Irvine	75 56				
												328	H	Southern Utah	71 32				
LAST 12 Division I GAMES:																			
168	A	Colorado	63 66	8	H	UCLA	71 68												
71	A	Utah	70 59	80	H	Oregon	74 67												
63	H	California	61 47	7	H	Oregon St.	49 57												
5	H	Stanford	47 57	8	A	UCLA	73 78												
20	A	Washington	60 69	321	H	UC Irvine	75 56												
55	A	Washington St.	61 73	45	H	Albany (NY)	68 67												

Non-Div I Games: Hope Int'l 92 43

Southern California

Loss, Non-Conf, S Site, H Home A Away N Neutral

Average RPI Win: 221	WON-LOST	WINNING	LAST 10	STRENGTH OF	OPP. STRENGTH	TEAM	ADJ.	CONF.	ADJ CONF.
Average RPI Loss: 134	RECORD	PCT. RANK	GAMES	SCHEDULE	OF SCHEDULE	RPI	RPI	RPI	RPI
DIV. I ONLY	13- 8	107	1- 0	189	214	137	137	21	21
DIV. I NON-CONF.	7- 5	135	1- 0	116	230	122	122	17	17
<hr/>									
TOTALS	RPI 1-25	RPI 26-50	W-L RECORDS	RPI 51-100	RPI 101-150	RPI 150+			
13- 8	0- 0	0- 1	OVERALL	0- 2	4- 3	9- 2			
8- 3	0- 0	0- 0	HOME	0- 1	1- 1	7- 1			
5- 5	0- 0	0- 1	AWAY	0- 1	3- 2	2- 1			
0- 0	0- 0	0- 0	NEUTRAL	0- 0	0- 0	0- 0			
7- 5	0- 0	0- 1	NON-CONFERENCE	0- 1	2- 3	5- 0			
4- 2	0- 0	0- 0	HOME	0- 1	1- 1	3- 0			
3- 3	0- 0	0- 1	AWAY	0- 0	1- 2	2- 0			
0- 0	0- 0	0- 0	NEUTRAL	0- 0	0- 0	0- 0			
6- 3	0- 0	0- 0	CONFERENCE	0- 1	2- 0	4- 2			
4- 1	0- 0	0- 0	HOME	0- 0	0- 0	4- 1			
2- 2	0- 0	0- 0	AWAY	0- 1	2- 0	0- 1			
0- 0	0- 0	0- 0	NEUTRAL	0- 0	0- 0	0- 0			

RPI 1-25				RPI 26-50				RPI 51-100				RPI 101+				Team's RPI: 137	
RPI	S	Opponent	Score	RPI	S	Opponent	Score	RPI	S	Opponent	Score	RPI	S	Opponent	Score		
				26	A	DePaul	61 105	95	H	UT Martin	63 70	104	A	Drake	77 67		
								97	A	Missouri St.	77 82	112	A	UNI	65 60		
												124	A	Memphis	58 61		
												128	A	Mercer	55 52		
												135	H	Marshall	55 61		
												144	H	SIUE	71 57		
												150	A	Illinois	64 78		
												155	H	Loyola Chicago	68 69		
												178	A	Southeast Mo. St.	87 72		
												212	H	Siena	73 54		
												241	H	Indiana St.	76 64		
												249	H	Tennessee St.	79 70		
												288	H	Morehead St.	102 69		
												290	A	Wichita St.	48 57		
												292	A	Murray St.	70 57		
												301	H	Bradley	75 49		
												306	H	Evansville	74 56		
												317	H	Illinois St.	76 71		
LAST 12 Division I GAMES:																	
				249	H	Tennessee St.	79 70	155	H	Loyola Chicago	68 69						
				317	H	Illinois St.	76 71	301	H	Bradley	75 49						
				241	H	Indiana St.	76 64	112	A	UNI	65 60						
				97	A	Missouri St.	77 82	104	A	Drake	77 67						
				290	A	Wichita St.	48 57	135	H	Marshall	55 61						
				306	H	Evansville	74 56	178	A	Southeast Mo. St.	87 72						

Non-Div I Games:

Southern Ill.

Average RPI Win:	220	WON-LOST	WINNING	LAST 10	STRENGTH OF	OPP. STRENGTH	TEAM	ADJ.	CONF.	ADJ CONF.
Average RPI Loss:	98	RECORD	PCT. RANK	GAMES	SCHEDULE	OF SCHEDULE	RPI	RPI	RPI	RPI
DIV. I ONLY	10- 9	157	1- 1	149	104	134	134	11	11	
DIV. I NON-CONF.	6- 4	125	1- 1	115	108	105	105	10	10	
TOTALS	RPI 1-25	RPI 26-50	W-L RECORDS	RPI 51-100	RPI 101-150	RPI 150+				
10- 9	0- 1	0- 2	OVERALL	0- 2	3- 1	7- 3				
9- 0	0- 0	0- 0	HOME	0- 0	3- 0	6- 0				
1- 8	0- 1	0- 2	AWAY	0- 2	0- 0	1- 3				
0- 1	0- 0	0- 0	NEUTRAL	0- 0	0- 1	0- 0				
6- 4	0- 1	0- 1	NON-CONFERENCE	0- 1	2- 1	4- 0				
5- 0	0- 0	0- 0	HOME	0- 0	2- 0	3- 0				
1- 3	0- 1	0- 1	AWAY	0- 1	0- 0	1- 0				
0- 1	0- 0	0- 0	NEUTRAL	0- 0	0- 1	0- 0				
4- 5	0- 0	0- 1	CONFERENCE	0- 1	1- 0	3- 3				
4- 0	0- 0	0- 0	HOME	0- 0	1- 0	3- 0				
0- 5	0- 0	0- 1	AWAY	0- 1	0- 0	0- 3				
0- 0	0- 0	0- 0	NEUTRAL	0- 0	0- 0	0- 0				

RPI 1-25				RPI 26-50				RPI 51-100				RPI 101+ Team's RPI: 134			
RPI	S	Opponent	Score	RPI	S	Opponent	Score	RPI	S	Opponent	Score	RPI	S	Opponent	Score
3	A	Baylor	42 97	29	A	Mississippi St.	65 78	56	A	Chattanooga	48 53	116	N	North Carolina	62 69
				34	A	UTEP	64 72	85	A	Charlotte	59 80	121	H	Samford	56 48
												136	H	Ole Miss	57 38
												145	H	Fla. Atlantic	89 80
												165	A	Old Dominion	45 53
												166	A	Louisiana Tech	37 72
												166	H	Louisiana Tech	69 59
												196	H	North Texas	57 38
												210	H	South Ala.	71 51
												231	A	UTSA	41 47
												277	A	Tennessee Tech	69 57
												291	H	Alabama St.	65 44
												310	H	FIU	82 55
												347	H	Mississippi Val.	71 55
LAST 12 Division I GAMES:															
121	H	Samford	56 48	310	H	FIU	82 55								
56	A	Chattanooga	48 53	145	H	Fla. Atlantic	89 80								
196	H	North Texas	57 38	165	A	Old Dominion	45 53								
231	A	UTSA	41 47	85	A	Charlotte	59 80								
34	A	UTEP	64 72	166	H	Louisiana Tech	69 59								
166	A	Louisiana Tech	37 72	116	N	North Carolina	62 69								

Non-Div I Games: William Carey 75 34

Southern Miss.

Loss, Non-Conf, S Site, H Home A Away N Neutral

Average RPI Win:	296	WON-LOST	WINNING	LAST 10	STRENGTH OF	OPP. STRENGTH	TEAM	ADJ.	CONF.	ADJ CONF.
Average RPI Loss:	109	RECORD	PCT. RANK	GAMES	SCHEDULE	OF SCHEDULE	RPI	RPI	RPI	RPI
DIV. I ONLY	8- 8	166	7- 3	221	273	186	186	32	32	
DIV. I NON-CONF.	1- 6	311	0- 2	10	6	164	164	31	31	
TOTALS	RPI 1-25	RPI 26-50	W-L RECORDS	RPI 51-100	RPI 101-150	RPI 150+				
8- 8	0- 2	0- 1	OVERALL	0- 3	0- 0	8- 2				
5- 1	0- 0	0- 0	HOME	0- 0	0- 0	5- 1				
3- 7	0- 1	0- 1	AWAY	0- 3	0- 0	3- 1				
0- 0	0- 0	0- 0	NEUTRAL	0- 0	0- 0	0- 0				
1- 6	0- 2	0- 1	NON-CONFERENCE	0- 3	0- 0	1- 0				
1- 0	0- 0	0- 0	HOME	0- 0	0- 0	1- 0				
0- 6	0- 2	0- 1	AWAY	0- 3	0- 0	0- 0				
0- 0	0- 0	0- 0	NEUTRAL	0- 0	0- 0	0- 0				
7- 2	0- 0	0- 0	CONFERENCE	0- 0	0- 0	7- 2				
4- 1	0- 0	0- 0	HOME	0- 0	0- 0	4- 1				
3- 1	0- 0	0- 0	AWAY	0- 0	0- 0	3- 1				
0- 0	0- 0	0- 0	NEUTRAL	0- 0	0- 0	0- 0				

RPI 1-25				RPI 26-50				RPI 51-100				RPI 101+ Team's RPI: 186			
RPI	S	Opponent	Score	RPI	S	Opponent	Score	RPI	S	Opponent	Score	RPI	S	Opponent	Score
14	A	Maryland	61 94	49	A	Kansas St.	47 59	67	A	Nebraska	38 89	210	H	South Ala.	50 45
17	A	Texas A&M	47 88					82	A	Tulane	48 77	217	H	Grambling	80 68
								92	A	Iowa St.	46 86	256	A	Texas Southern	45 59
												268	A	Prairie View	65 55
												291	H	Alabama St.	59 60
												325	H	Jackson St.	84 57
												327	H	Alcorn	66 57
												333	A	Ark.-Pine Bluff	78 61
												344	H	Alabama A&M	77 38
												347	A	Mississippi Val.	99 36
LAST 12 Division I GAMES:															
327	H	Alcorn	66 57	217	H	Grambling	80 68								
344	H	Alabama A&M	77 38	268	A	Prairie View	65 55								
291	H	Alabama St.	59 60	256	A	Texas Southern	45 59								
347	A	Mississippi Val.	99 36	82	A	Tulane	48 77								
333	A	Ark.-Pine Bluff	78 61	14	A	Maryland	61 94								
325	H	Jackson St.	84 57	92	A	Iowa St.	46 86								

Non-Div I Games: Tougaloo 81 48 Spring Hill 65 46

Southern U.

Loss, Non-Conf, S Site, H Home A Away N Neutral

Southern Utah

Through Games Of Feb. 4, 2016

Average RPI Win:	313	WON-LOST	WINNING	LAST 10	STRENGTH OF	OPP. STRENGTH	TEAM	ADJ.	CONF.	ADJ CONF.
Average RPI Loss:	174	RECORD	PCT. RANK	GAMES	SCHEDULE	OF SCHEDULE	RPI	RPI	RPI	RPI
DIV. I ONLY	2- 18	339	0- 10	185	267	328	328	18	18	
DIV. I NON-CONF.	2- 8	290	1- 1	280	265	327	327	19	19	
TOTALS	RPI 1-25	RPI 26-50	W-L RECORDS	RPI 51-100	RPI 101-150	RPI 150+				
2- 18	0- 0	0- 1	OVERALL	0- 1	0- 3	2- 13				
2- 5	0- 0	0- 0	HOME	0- 0	0- 1	2- 4				
0- 12	0- 0	0- 1	AWAY	0- 1	0- 2	0- 8				
0- 1	0- 0	0- 0	NEUTRAL	0- 0	0- 0	0- 1				
2- 8	0- 0	0- 1	NON-CONFERENCE	0- 1	0- 1	2- 5				
2- 1	0- 0	0- 0	HOME	0- 0	0- 0	2- 1				
0- 6	0- 0	0- 1	AWAY	0- 1	0- 1	0- 3				
0- 1	0- 0	0- 0	NEUTRAL	0- 0	0- 0	0- 1				
0- 10	0- 0	0- 0	CONFERENCE	0- 0	0- 2	0- 8				
0- 4	0- 0	0- 0	HOME	0- 0	0- 1	0- 3				
0- 6	0- 0	0- 0	AWAY	0- 0	0- 1	0- 5				
0- 0	0- 0	0- 0	NEUTRAL	0- 0	0- 0	0- 0				

RPI S	Opponent	Score	RPI S	Opponent	Score	RPI S	Opponent	Score	RPI S	Opponent	Score	Team's RPI: 328
27	A Southern California	32 71	91	A TCU	47 76	102	A New Mexico St.	60 74				
						130	A Idaho	48 93				
						130	H Idaho	51 62				
						151	A North Dakota	56 68				
						163	A Montana St.	59 86				
						169	A New Mexico	48 70				
						171	A UNLV	44 79				
						173	H Weber St.	51 69				
						176	H Idaho St.	67 71				
						179	A Northern Colo.	44 64				
						180	H Eastern Wash.	82 85				
						216	A Montana	60 66				
						222	A Utah Valley	58 70				
						259	A Northern Ariz.	48 57				
						278	N N.C. A&T	65 78				
						283	H CSUN	67 65				
						321	H UC Irvine	58 63				
						343	H Air Force	75 56				
LAST 12 Division I GAMES:												
130	A Idaho	48 93	180	H Eastern Wash.	82 85							
173	H Weber St.	51 69	259	A Northern Ariz.	48 57							
176	H Idaho St.	67 71	216	A Montana	60 66							
151	A North Dakota	56 68	163	A Montana St.	59 86							
179	A Northern Colo.	44 64	91	A TCU	47 76							
130	H Idaho	51 62	343	H Air Force	75 56							

Non-Div I Games:

Southern Utah

■ Loss,
 ■ Non-Conf,
 ■ S Site,
 ■ Home
 ■ A Away
 N Neutral

Average RPI Win: 163		WON-LOST	WINNING	LAST 10	STRENGTH OF	OPP. STRENGTH	TEAM	ADJ.	CONF.	ADJ CONF.
Average RPI Loss: 56		RECORD	PCT. RANK	GAMES	SCHEDULE	OF SCHEDULE	RPI	RPI	RPI	RPI
DIV. I ONLY		19- 4	20	2- 2	116	83	33	33	7	7
DIV. I NON-CONF.		11- 2	28	0- 1	134	101	31	31	8	8
TOTALS		RPI 1-25	RPI 26-50		W-L RECORDS		RPI 51-100	RPI 101-150	RPI 150+	
19- 4	0- 1	0- 1		OVERALL		3- 2	5- 0	11- 0		
13- 0	0- 0	0- 0		HOME		2- 0	4- 0	7- 0		
6- 4	0- 0	0- 1		AWAY		1- 2	1- 0	4- 0		
0- 0	0- 0	0- 0		NEUTRAL		0- 0	0- 0	0- 0		
11- 2	0- 0	0- 1		NON-CONFERENCE		1- 1	5- 0	5- 0		
8- 0	0- 0	0- 0		HOME		1- 0	4- 0	3- 0		
3- 2	0- 0	0- 1		AWAY		0- 1	1- 0	2- 0		
0- 0	0- 0	0- 0		NEUTRAL		0- 0	0- 0	0- 0		
8- 2	0- 1	0- 0		CONFERENCE		2- 1	0- 0	6- 0		
5- 0	0- 0	0- 0		HOME		1- 0	0- 0	4- 0		
3- 2	0- 1	0- 0		AWAY		1- 1	0- 0	2- 0		
0- 0	0- 0	0- 0		NEUTRAL		0- 0	0- 0	0- 0		

RPI 1-25	RPI 26-50	Team's RPI: 33	RPI 51-100	RPI 101+
RPI S Opponent Score	RPI S Opponent Score		RPI S Opponent Score	RPI S Opponent Score
25 Duquesne 62 74	26 DePaul 54 77		51 Dayton 59 54	101 Georgetown 69 54
			65 James Madison 56 45	109 Toledo 74 63
			75 Drexel 46 58	110 Stony Brook 73 68
			88 Saint Joseph's 65 51	125 Buffalo 59 32
			96 VCU 47 52	138 Penn St. 70 60
				160 Fordham 55 41
				170 Davidson 59 47
				181 Detroit 84 73
				187 George Mason 70 55
				192 Rhode Island 69 56
				200 Canisius 59 47
				204 Richmond 66 43
				212 Siena 57 40
				224 Massachusetts 66 41
				289 Niagara 67 55
				299 Colgate 62 38
LAST 12 Division I GAMES:				
75 Drexel 46 58	187 George Mason 70 55			
96 VCU 47 52	170 Davidson 59 47			
204 Richmond 66 43	224 Massachusetts 66 41			
88 Saint Joseph's 65 51	160 Fordham 55 41			
25 Duquesne 62 74	192 Rhode Island 69 56			
51 Dayton 59 54	200 Canisius 59 47			

Non-Div I Games:

St. Bonaventure

Average RPI Win:	304	WON-LOST	WINNING	LAST 10	STRENGTH OF	OPP. STRENGTH	TEAM	ADJ.	CONF.	ADJ CONF.
Average RPI Loss:	254	RECORD	PCT. RANK	GAMES	SCHEDULE	OF SCHEDULE	RPI	RPI	RPI	RPI
DIV. I ONLY	4- 17	313	1- 9	345	347	345	345	31	31	
DIV. I NON-CONF.	3- 8	258	1- 1	333	320	331	331	32	32	
TOTALS	RPI 1-25	RPI 26-50	W-L RECORDS	RPI 51-100	RPI 101-150	RPI 150+				
4- 17	0- 0	0- 0	OVERALL	0- 2	0- 1	4- 14				
1- 7	0- 0	0- 0	HOME	0- 1	0- 0	1- 6				
2- 9	0- 0	0- 0	AWAY	0- 1	0- 0	2- 8				
1- 1	0- 0	0- 0	NEUTRAL	0- 0	0- 1	1- 0				
3- 8	0- 0	0- 0	NON-CONFERENCE	0- 2	0- 1	3- 5				
1- 2	0- 0	0- 0	HOME	0- 1	0- 0	1- 1				
1- 5	0- 0	0- 0	AWAY	0- 1	0- 0	1- 4				
1- 1	0- 0	0- 0	NEUTRAL	0- 0	0- 1	1- 0				
1- 9	0- 0	0- 0	CONFERENCE	0- 0	0- 0	1- 9				
0- 5	0- 0	0- 0	HOME	0- 0	0- 0	0- 5				
1- 4	0- 0	0- 0	AWAY	0- 0	0- 0	1- 4				
0- 0	0- 0	0- 0	NEUTRAL	0- 0	0- 0	0- 0				

RPI S	Opponent	Score	RPI S	Opponent	Score	RPI S	Opponent	Score	RPI S	Opponent	Score	Team's RPI: 345
						76	H Army West Point	35 74	101	N Georgetown	52 74	
						78	A Georgia Tech	51 89	205	H Robert Morris	53 62	
									208	H Bryant	42 70	
									247	A Manhattan	53 61	
									260	H Sacred Heart	51 68	
									263	H Loyola Maryland	64 54	
									274	H Saint Francis (PA)	76 83	
									276	A Vermont	59 55	
									285	A Central Conn. St.	61 65	
									297	A Monmouth	54 63	
									298	H Rider	59 71	
									314	A Fairleigh Dickinson	61 65	
									324	A Saint Peter's	40 44	
									326	A LIU Brooklyn	71 51	
									331	A Lafayette	59 77	
									338	A Wagner	53 70	
									338	H Wagner	78 82	
									339	A Mt. St. Mary's	56 66	
									349	N Norfolk St.	59 55	
LAST 12 Division I GAMES:												
338	H	Wagner	78	82	274	H	Saint Francis (PA)	76	83			
285	A	Central Conn. St.	61	65	205	H	Robert Morris	53	62			
338	A	Wagner	53	70	339	A	Mt. St. Mary's	56	66			
326	A	LIU Brooklyn	71	51	314	A	Fairleigh Dickinson	61	65			
208	H	Bryant	42	70	349	N	Norfolk St.	59	55			
260	H	Sacred Heart	51	68	297	A	Monmouth	54	63			

Non-Div I Games:

St. Francis Brooklyn

■ Loss,
 ■ Non-Conf,
 ■ S Site,
 ■ H Home
 ■ A Away
 N Neutral

Average RPI Win:	155	WON-LOST	WINNING	LAST 10	STRENGTH OF	OPP. STRENGTH	TEAM	ADJ.	CONF.	ADJ CONF.
Average RPI Loss:	37	RECORD	PCT. RANK	GAMES	SCHEDULE	OF SCHEDULE	RPI	RPI	RPI	RPI
DIV. I ONLY	16- 6	57	6- 4	90	33	41	41	6	6	
DIV. I NON-CONF.	9- 2	37	1- 0	133	50	26	26	6	6	
TOTALS	RPI 1-25	RPI 26-50	W-L RECORDS	RPI 51-100	RPI 101-150	RPI 150+				
16- 6	1- 2	2- 2	OVERALL	2- 2	3- 0	8- 0				
9- 1	1- 0	1- 1	HOME	2- 0	1- 0	4- 0				
7- 5	0- 2	1- 1	AWAY	0- 2	2- 0	4- 0				
0- 0	0- 0	0- 0	NEUTRAL	0- 0	0- 0	0- 0				
9- 2	0- 2	2- 0	NON-CONFERENCE	1- 0	0- 0	6- 0				
5- 0	0- 0	1- 0	HOME	1- 0	0- 0	3- 0				
4- 2	0- 2	1- 0	AWAY	0- 0	0- 0	3- 0				
0- 0	0- 0	0- 0	NEUTRAL	0- 0	0- 0	0- 0				
7- 4	1- 0	0- 2	CONFERENCE	1- 2	3- 0	2- 0				
4- 1	1- 0	0- 1	HOME	1- 0	1- 0	1- 0				
3- 3	0- 0	0- 1	AWAY	0- 2	2- 0	1- 0				
0- 0	0- 0	0- 0	NEUTRAL	0- 0	0- 0	0- 0				

RPI 1-25				RPI 26-50				Team's RPI: 41	RPI 51-100				RPI 101+			
RPI	S	Opponent	Score	RPI	S	Opponent	Score		RPI	S	Opponent	Score	RPI	S	Opponent	Score
8	A	UCLA	58 73	26	A	DePaul	71 77		60	A	Villanova	54 58	101	A	Georgetown	65 60
18	H	Seton Hall	71 69	26	H	DePaul	61 71		77	A	Marquette	64 67	120	A	Creighton	66 55
25	A	Duquesne	57 76	40	H	South Fla.	74 70		77	H	Marquette	81 77	133	H	Xavier	57 41
				48	A	Rutgers	69 62		100	H	Yale	69 56	172	H	Butler	68 41
													184	H	Marist	61 47
													201	A	Kansas	86 71
													223	H	Fairfield	73 54
													234	A	Providence	80 61
													251	A	UCF	70 42
													260	H	Sacred Heart	67 54
													321	A	UC Irvine	85 63
LAST 12 Division I GAMES:																
26	A	DePaul	71 77	18	H	Seton Hall	71 69		77	H	Marquette	81 77				
77	A	Marquette	64 67	26	H	DePaul	61 71		234	A	Providence	80 61				
133	H	Xavier	57 41	120	A	Creighton	66 55		223	H	Fairfield	73 54				
172	H	Butler	68 41	101	A	Georgetown	65 60									
60	A	Villanova	54 58													

Non-Div I Games:

St. John's (NY)

■ Loss,
■ Non-Conf, S Site,
■ Home
■ Away
N Neutral

St. Mary's (CA)

Through Games Of Feb. 4, 2016

Average RPI Win:	159	WON-LOST	WINNING	LAST 10	STRENGTH OF	OPP. STRENGTH	TEAM	ADJ.	CONF.	ADJ CONF.
Average RPI Loss:	78	RECORD	PCT. RANK	GAMES	SCHEDULE	OF SCHEDULE	RPI	RPI	RPI	RPI
DIV. I ONLY	18- 4	25	8- 2	85	97	42	42	9	9	
DIV. I NON-CONF.	9- 2	37	1- 0	140	97	64	64	9	9	
TOTALS	RPI 1-25	RPI 26-50	W-L RECORDS	RPI 51-100	RPI 101-150	RPI 150+				
18- 4	0- 1	0- 1	OVERALL	6- 1	4- 0	8- 1				
8- 3	0- 0	0- 1	HOME	2- 1	2- 0	4- 1				
9- 1	0- 1	0- 0	AWAY	3- 0	2- 0	4- 0				
1- 0	0- 0	0- 0	NEUTRAL	1- 0	0- 0	0- 0				
9- 2	0- 0	0- 1	NON-CONFERENCE	3- 0	1- 0	5- 1				
4- 2	0- 0	0- 1	HOME	1- 0	1- 0	2- 1				
4- 0	0- 0	0- 0	AWAY	1- 0	0- 0	3- 0				
1- 0	0- 0	0- 0	NEUTRAL	1- 0	0- 0	0- 0				
9- 2	0- 1	0- 0	CONFERENCE	3- 1	3- 0	3- 0				
4- 1	0- 0	0- 0	HOME	1- 1	1- 0	2- 0				
5- 1	0- 1	0- 0	AWAY	2- 0	2- 0	1- 0				
0- 0	0- 0	0- 0	NEUTRAL	0- 0	0- 0	0- 0				

RPI 1-25				RPI 26-50				Team's RPI: 42				RPI 51-100				RPI 101+			
RPI	S	Opponent	Score	RPI	S	Opponent	Score	RPI	S	Opponent	Score	RPI	S	Opponent	Score	RPI	S	Opponent	Score
21	A	BYU	59 65	31	H	Missouri	78 95	55	H	Washington St.	75 71	118	A	San Francisco	78 68				
								60	N	Villanova	67 60	140	H	Fresno St.	83 81				
								63	A	California	64 63	142	A	Pacific	82 73				
								66	H	Santa Clara	67 73	142	H	Pacific	83 75				
								70	A	San Diego	73 68	179	A	Northern Colo.	65 52				
								70	H	San Diego	68 60	193	H	Cal Poly	87 83				
								89	A	Gonzaga	69 68	195	H	UC Davis	71 78				
												220	H	San Jose St.	91 81				
												246	A	Wyoming	70 64				
												248	H	Loyola Marymount	72 57				
												265	H	Pepperdine	88 72				
												271	A	Portland	78 51				
												283	A	CSUN	93 59				
LAST 12 Division I GAMES:																			
70	H	San Diego	68 60	248	H	Loyola Marymount	72 57												
142	H	Pacific	83 75	70	A	San Diego	73 68												
271	A	Portland	78 51	21	A	BYU	59 65												
89	A	Gonzaga	69 68	66	H	Santa Clara	67 73												
142	A	Pacific	82 73	118	A	San Francisco	78 68												
265	H	Pepperdine	88 72	193	H	Cal Poly	87 83												

Non-Div I Games:

St. Mary's (CA)

■ Loss,
 ■ Non-Conf,
 ■ S Site,
 ■ Home
 ■ A Away
 N Neutral

Average RPI Win:	88	WON-LOST	WINNING	LAST 10	STRENGTH OF	OPP. STRENGTH	TEAM	ADJ.	CONF.	ADJ CONF.
Average RPI Loss:	20	RECORD	PCT. RANK	GAMES	SCHEDULE	OF SCHEDULE	RPI	RPI	RPI	RPI
DIV. I ONLY	18- 5	38	7- 3	2	7	5	5	1	1	
DIV. I NON-CONF.	10- 2	33	1- 0	5	25	3	3	1	1	
TOTALS	RPI 1-25	RPI 26-50	W-L RECORDS	RPI 51-100	RPI 101-150	RPI 150+				
18- 5	2- 4	3- 0	OVERALL	9- 1	0- 0	4- 0				
10- 1	2- 0	1- 0	HOME	4- 1	0- 0	3- 0				
5- 4	0- 4	1- 0	AWAY	3- 0	0- 0	1- 0				
3- 0	0- 0	1- 0	NEUTRAL	2- 0	0- 0	0- 0				
10- 2	1- 1	2- 0	NON-CONFERENCE	4- 1	0- 0	3- 0				
5- 1	1- 0	1- 0	HOME	1- 1	0- 0	2- 0				
2- 1	0- 1	0- 0	AWAY	1- 0	0- 0	1- 0				
3- 0	0- 0	1- 0	NEUTRAL	2- 0	0- 0	0- 0				
8- 3	1- 3	1- 0	CONFERENCE	5- 0	0- 0	1- 0				
5- 0	1- 0	0- 0	HOME	3- 0	0- 0	1- 0				
3- 3	0- 3	1- 0	AWAY	2- 0	0- 0	0- 0				
0- 0	0- 0	0- 0	NEUTRAL	0- 0	0- 0	0- 0				

RPI	S	Opponent	Score	RPI	S	Opponent	Score	RPI	S	Opponent	Score	RPI	S	Opponent	Score
7	A	Oregon St.	50 58	27	A	Southern California	57 47	51	N	Dayton	74 66	168	H	Colorado	71 56
8	A	UCLA	36 56	36	N	Purdue	71 65	55	H	Washington St.	69 52	182	H	Cornell	93 38
9	A	Texas	69 77	37	H	George Washington	84 63	56	H	Chattanooga	73 30	195	A	UC Davis	74 45
10	A	Arizona St.	31 49					63	H	California	53 46	257	H	CSU Bakersfield	83 41
13	H	Tennessee	69 55					66	H	Santa Clara	58 61				
20	H	Washington	69 53					71	H	Utah	72 52				
								80	A	Oregon	64 62				
								89	A	Gonzaga	65 48				
								94	A	Arizona	59 34				
								97	N	Missouri St.	82 65				
LAST 12 Division I GAMES:															
63	H	California	53 46	80	A	Oregon	64 62	168	H	Colorado	71 56	71	H	Utah	72 52
55	H	Washington St.	69 52	10	A	Arizona St.	31 49	94	A	Arizona	59 34	56	H	Chattanooga	73 30
20	H	Washington	69 53	27	A	Southern California	57 47								
8	A	UCLA	36 56	7	A	Oregon St.	50 58								

Non-Div I Games:

Stanford

Average RPI Win:	219	WON-LOST	WINNING	LAST 10	STRENGTH OF	OPP. STRENGTH	TEAM	ADJ.	CONF.	ADJ CONF.
Average RPI Loss:	180	RECORD	PCT. RANK	GAMES	SCHEDULE	OF SCHEDULE	RPI	RPI	RPI	RPI
DIV. I ONLY	7- 10	227	4- 5	199	275	250	250	27	27	
DIV. I NON-CONF.	3- 5	218	1- 1	165	232	211	211	26	26	
TOTALS	RPI 1-25	RPI 26-50	W-L RECORDS	RPI 51-100	RPI 101-150	RPI 150+				
7- 10	0- 0	0- 0	OVERALL	0- 2	1- 2	6- 6				
4- 4	0- 0	0- 0	HOME	0- 1	0- 1	4- 2				
1- 4	0- 0	0- 0	AWAY	0- 1	0- 0	1- 3				
2- 2	0- 0	0- 0	NEUTRAL	0- 0	1- 1	1- 1				
3- 5	0- 0	0- 0	NON-CONFERENCE	0- 1	1- 1	2- 3				
1- 1	0- 0	0- 0	HOME	0- 0	0- 0	1- 1				
0- 2	0- 0	0- 0	AWAY	0- 1	0- 0	0- 1				
2- 2	0- 0	0- 0	NEUTRAL	0- 0	1- 1	1- 1				
4- 5	0- 0	0- 0	CONFERENCE	0- 1	0- 1	4- 3				
3- 3	0- 0	0- 0	HOME	0- 1	0- 1	3- 1				
1- 2	0- 0	0- 0	AWAY	0- 0	0- 0	1- 2				
0- 0	0- 0	0- 0	NEUTRAL	0- 0	0- 0	0- 0				

RPI 1-25				RPI 26-50				RPI 51-100				RPI 101+				Team's RPI: 250	
RPI	S	Opponent	Score	RPI	S	Opponent	Score	RPI	S	Opponent	Score	RPI	S	Opponent	Score		
								59	H	Abilene Christian	70	85	113	H	Central Ark.	53	55
								91	A	TCU	55	88	114	N	IUPUI	55	62
													144	N	SIUE	82	74
													152	H	McNeese St.	80	55
													159	H	Texas-Arlington	63	67
													166	A	Louisiana Tech	44	76
													173	N	Weber St.	46	56
													177	H	Northwestern St.	68	52
													238	H	Rice	59	45
													241	N	Indiana St.	71	62
													244	H	Sam Houston St.	70	63
													273	H	Lamar	60	64
													315	A	Southeastern La.	56	65
													334	A	A&M-Corpus Christi	71	66
													340	A	New Orleans	57	58
LAST 12 Division I GAMES:																	
				177	H	Northwestern St.	68	52		113	H	Central Ark.	53	55			
				334	A	A&M-Corpus Christi	71	66		315	A	Southeastern La.	56	65			
				244	H	Sam Houston St.	70	63		152	H	McNeese St.	80	55			
				273	H	Lamar	60	64		238	H	Rice	59	45			
				59	H	Abilene Christian	70	85		91	A	TCU	55	88			
				340	A	New Orleans	57	58		173	N	Weber St.	46	56			

Non-Div I Games: Texas-Tyler 91 69 Tex. A&M-Commerce 75 65 LSU-Shreveport 94 39

Stephen F. Austin

Loss, Non-Conf, S Site, H Home A Away N Neutral

Average RPI Win:	280	WON-LOST	WINNING	LAST 10	STRENGTH OF	OPP. STRENGTH	TEAM	ADJ.	CONF.	ADJ CONF.
Average RPI Loss:	121	RECORD	PCT. RANK	GAMES	SCHEDULE	OF SCHEDULE	RPI	RPI	RPI	RPI
DIV. I ONLY	10- 8	140	5- 5	293	210	197	197	28	28	
DIV. I NON-CONF.	6- 5	146	3- 2	260	135	174	174	27	27	
TOTALS	RPI 1-25	RPI 26-50	W-L RECORDS	RPI 51-100	RPI 101-150	RPI 150+				
10- 8	0- 2	0- 0	OVERALL	0- 2	0- 1	10- 3				
5- 2	0- 0	0- 0	HOME	0- 0	0- 0	5- 2				
5- 4	0- 2	0- 0	AWAY	0- 1	0- 0	5- 1				
0- 2	0- 0	0- 0	NEUTRAL	0- 1	0- 1	0- 0				
6- 5	0- 2	0- 0	NON-CONFERENCE	0- 1	0- 1	6- 1				
3- 1	0- 0	0- 0	HOME	0- 0	0- 0	3- 1				
3- 2	0- 2	0- 0	AWAY	0- 0	0- 0	3- 0				
0- 2	0- 0	0- 0	NEUTRAL	0- 1	0- 1	0- 0				
4- 3	0- 0	0- 0	CONFERENCE	0- 1	0- 0	4- 2				
2- 1	0- 0	0- 0	HOME	0- 0	0- 0	2- 1				
2- 2	0- 0	0- 0	AWAY	0- 1	0- 0	2- 1				
0- 0	0- 0	0- 0	NEUTRAL	0- 0	0- 0	0- 0				

RPI 1-25				RPI 26-50				RPI 51-100				RPI 101+ Team's RPI: 197			
RPI	S	Opponent	Score	RPI	S	Opponent	Score	RPI	S	Opponent	Score	RPI	S	Opponent	Score
13	A	Tennessee	56 90					69	A	FGCU	48 61	111	N	Boise St.	65 71
24	A	Georgia	55 76					99	N	Minnesota	69 72	156	H	Hampton	68 59
												164	A	Jacksonville	49 69
												230	H	USC Upstate	56 61
												251	H	UCF	83 68
												252	A	UNCW	52 49
												254	H	Georgia St.	72 80
												258	A	Bethune-Cookman	62 38
												279	H	Ga. Southern	79 57
												286	A	Kennesaw St.	57 54
												302	H	North Florida	81 61
												335	A	Lipscomb	83 62
												337	H	NJIT	60 55
												342	A	Eastern Ill.	68 66
LAST 12 Division I GAMES:															
302	H	North Florida	81 61	69	A	FGCU	48 61	156	H	Hampton	68 59	13	A	Tennessee	56 90
164	A	Jacksonville	49 69	254	H	Georgia St.	72 80	279	H	Ga. Southern	79 57	252	A	UNCW	52 49
335	A	Lipscomb	83 62												
286	A	Kennesaw St.	57 54												
230	H	USC Upstate	56 61												
337	H	NJIT	60 55												

Non-Div I Games: Trinity Baptist 107 30 Armstrong St. 61 45 Flagler 84 47

Stetson

Stony Brook

Through Games Of Feb. 4, 2016

Average RPI Win:	242	WON-LOST	WINNING	LAST 10	STRENGTH OF	OPP. STRENGTH	TEAM	ADJ.	CONF.	ADJ CONF.
Average RPI Loss:	90	RECORD	PCT. RANK	GAMES	SCHEDULE	OF SCHEDULE	RPI	RPI	RPI	RPI
DIV. I ONLY	14- 8	99	7- 3	175	212	110	110	15	15	
DIV. I NON-CONF.	8- 5	119	3- 0	152	208	117	117	18	18	
TOTALS	RPI 1-25	RPI 26-50	W-L RECORDS	RPI 51-100	RPI 101-150	RPI 150+				
14- 8	0- 0	0- 3	OVERALL	0- 3	2- 1	12- 1				
8- 2	0- 0	0- 1	HOME	0- 0	2- 1	6- 0				
6- 6	0- 0	0- 2	AWAY	0- 3	0- 0	6- 1				
0- 0	0- 0	0- 0	NEUTRAL	0- 0	0- 0	0- 0				
8- 5	0- 0	0- 2	NON-CONFERENCE	0- 2	2- 1	6- 0				
4- 2	0- 0	0- 1	HOME	0- 0	2- 1	2- 0				
4- 3	0- 0	0- 1	AWAY	0- 2	0- 0	4- 0				
0- 0	0- 0	0- 0	NEUTRAL	0- 0	0- 0	0- 0				
6- 3	0- 0	0- 1	CONFERENCE	0- 1	0- 0	6- 1				
4- 0	0- 0	0- 0	HOME	0- 0	0- 0	4- 0				
2- 3	0- 0	0- 1	AWAY	0- 1	0- 0	2- 1				
0- 0	0- 0	0- 0	NEUTRAL	0- 0	0- 0	0- 0				

RPI S	Opponent	Score	RPI S	Opponent	Score	RPI S	Opponent	Score	RPI S	Opponent	Score	Team's RPI: 110
28	A Syracuse	49 64	68	A Hofstra	66 71	117	H Iona	58 53				
33	H St. Bonaventure	68 73	93	A Maine	52 55	136	H Ole Miss	57 72				
45	A Albany (NY)	54 73	100	A Yale	57 62	141	H Harvard	64 63				
						182	A Cornell	58 49				
						185	A UMBC	69 60				
						214	A Binghamton	47 54				
						214	H Binghamton	64 58				
						218	H Hartford	58 35				
						233	A Columbia	79 71				
						243	H Morgan St.	46 42				
						266	H New Hampshire	63 54				
						276	H Vermont	73 59				
						323	A UMass Lowell	64 50				
						324	A Saint Peter's	69 35				
						326	H LIU Brooklyn	71 54				
						338	A Wagner	73 62				
LAST 12 Division I GAMES:												
214	A Binghamton	47 54	185	A UMBC	69 60							
276	H Vermont	73 59	323	A UMass Lowell	64 50							
93	A Maine	52 55	214	H Binghamton	64 58							
45	A Albany (NY)	54 73	141	H Harvard	64 63							
218	H Hartford	58 35	326	H LIU Brooklyn	71 54							
266	H New Hampshire	63 54	338	A Wagner	73 62							

Non-Div I Games:

Stony Brook

Loss, Non-Conf, S Site, H Home A Away N Neutral

Average RPI Win:	147	WON-LOST	WINNING	LAST 10	STRENGTH OF	OPP. STRENGTH	TEAM	ADJ.	CONF.	ADJ CONF.
Average RPI Loss:	28	RECORD	PCT. RANK	GAMES	SCHEDULE	OF SCHEDULE	RPI	RPI	RPI	RPI
DIV. I ONLY	17- 6	50	7- 3	34	41	28	28	5	5	
DIV. I NON-CONF.	10- 3	61	2- 0	50	69	37	37	5	5	
TOTALS	RPI 1-25	RPI 26-50	W-L RECORDS	RPI 51-100	RPI 101-150	RPI 150+				
17- 6	1- 5	2- 0	OVERALL	3- 0	3- 1	8- 0				
12- 2	0- 2	1- 0	HOME	3- 0	2- 0	6- 0				
3- 4	0- 3	1- 0	AWAY	0- 0	1- 1	1- 0				
2- 0	1- 0	0- 0	NEUTRAL	0- 0	0- 0	1- 0				
10- 3	1- 3	0- 0	NON-CONFERENCE	1- 0	1- 0	7- 0				
7- 1	0- 1	0- 0	HOME	1- 0	1- 0	5- 0				
1- 2	0- 2	0- 0	AWAY	0- 0	0- 0	1- 0				
2- 0	1- 0	0- 0	NEUTRAL	0- 0	0- 0	1- 0				
7- 3	0- 2	2- 0	CONFERENCE	2- 0	2- 1	1- 0				
5- 1	0- 1	1- 0	HOME	2- 0	1- 0	1- 0				
2- 2	0- 1	1- 0	AWAY	0- 0	1- 1	0- 0				
0- 0	0- 0	0- 0	NEUTRAL	0- 0	0- 0	0- 0				

RPI 1-25				RPI 26-50				Team's RPI: 28				RPI 51-100				RPI 101+			
RPI	S	Opponent	Score	RPI	S	Opponent	Score	RPI	S	Opponent	Score	RPI	S	Opponent	Score	RPI	S	Opponent	Score
1	A	Notre Dame	62 90	38	H	Duke	86 50	75	H	Drexel	83 62	110	H	Stony Brook	64 49				
10	H	Arizona St.	54 61	44	A	Miami (FL)	57 51	90	H	Boston College	62 61	116	A	North Carolina	73 77				
12	H	Louisville	53 71					98	H	Virginia Tech	60 39	132	A	Wake Forest	91 65				
13	A	Tennessee	55 57									146	H	Pittsburgh	71 48				
14	A	Maryland	64 82									160	N	Fordham	76 54				
20	N	Washington	66 62									164	H	Jacksonville	65 49				
												192	A	Rhode Island	57 54				
												198	H	UTRGV	91 32				
												232	H	Coppin St.	88 56				
												242	H	Clemson	83 62				
												243	H	Morgan St.	90 61				
												320	H	Howard	97 48				
LAST 12 Division I GAMES:																			
242	H	Clemson	83 62	146	H	Pittsburgh	71 48												
44	A	Miami (FL)	57 51	98	H	Virginia Tech	60 39												
90	H	Boston College	62 61	116	A	North Carolina	73 77												
12	H	Louisville	53 71	38	H	Duke	86 50												
1	A	Notre Dame	62 90	198	H	UTRGV	91 32												
132	A	Wake Forest	91 65	320	H	Howard	97 48												

Non-Div I Games:

Syracuse

Average RPI Win:	204	WON-LOST	WINNING	LAST 10	STRENGTH OF	OPP. STRENGTH	TEAM	ADJ.	CONF.	ADJ CONF.
Average RPI Loss:	37	RECORD	PCT. RANK	GAMES	SCHEDULE	OF SCHEDULE	RPI	RPI	RPI	RPI
DIV. I ONLY	12- 9	132	4- 6	54	49	91	91	3	3	
DIV. I NON-CONF.	8- 3	77	1- 1	273	170	144	144	3	3	
TOTALS	RPI 1-25	RPI 26-50	W-L RECORDS	RPI 51-100	RPI 101-150	RPI 150+				
12- 9	0- 5	1- 3	OVERALL	1- 0	3- 0	7- 1				
9- 4	0- 2	1- 2	HOME	0- 0	1- 0	7- 0				
3- 5	0- 3	0- 1	AWAY	1- 0	2- 0	0- 1				
0- 0	0- 0	0- 0	NEUTRAL	0- 0	0- 0	0- 0				
8- 3	0- 2	0- 0	NON-CONFERENCE	0- 0	1- 0	7- 1				
7- 1	0- 1	0- 0	HOME	0- 0	0- 0	7- 0				
1- 2	0- 1	0- 0	AWAY	0- 0	1- 0	0- 1				
0- 0	0- 0	0- 0	NEUTRAL	0- 0	0- 0	0- 0				
4- 6	0- 3	1- 3	CONFERENCE	1- 0	2- 0	0- 0				
2- 3	0- 1	1- 2	HOME	0- 0	1- 0	0- 0				
2- 3	0- 2	0- 1	AWAY	1- 0	1- 0	0- 0				
0- 0	0- 0	0- 0	NEUTRAL	0- 0	0- 0	0- 0				

RPI	S	Opponent	Score	RPI	S	Opponent	Score	RPI	S	Opponent	Score	RPI	S	Opponent	Score
1	H	Notre Dame	72 88	30	H	Oklahoma	65 78	92	A	Iowa St.	72 62	127	A	Texas Tech	78 69
3	A	Baylor	55 72	39	H	West Virginia	84 97					127	H	Texas Tech	69 48
9	H	Texas	58 65	49	A	Kansas St.	49 58					149	A	SMU	89 79
15	A	Oklahoma St.	52 80	49	H	Kansas St.	87 73					172	A	Butler	53 65
17	A	Texas A&M	78 82									198	H	UTRGV	71 67
												244	H	Sam Houston St.	85 59
												250	H	Stephen F. Austin	88 55
												268	H	Prairie View	69 60
												270	H	La.-Monroe	80 42
												328	H	Southern Utah	76 47
												340	H	New Orleans	85 36
LAST 12 Division I GAMES:															
15	A	Oklahoma St.	52 80	3	A	Baylor	55 72								
92	A	Iowa St.	72 62	30	H	Oklahoma	65 78								
39	H	West Virginia	84 97	49	H	Kansas St.	87 73								
9	H	Texas	58 65	127	A	Texas Tech	78 69								
49	A	Kansas St.	49 58	328	H	Southern Utah	76 47								
127	H	Texas Tech	69 48	1	H	Notre Dame	72 88								

Non-Div I Games:

TCU

■ Loss,
■ Non-Conf, S Site,
■ Home
■ Away
N Neutral

Average RPI Win:	179	WON-LOST	WINNING	LAST 10	STRENGTH OF	OPP. STRENGTH	TEAM	ADJ.	CONF.	ADJ CONF.
Average RPI Loss:	67	RECORD	PCT. RANK	GAMES	SCHEDULE	OF SCHEDULE	RPI	RPI	RPI	RPI
DIV. I ONLY	14- 7	85	6- 3	121	55	72	72	8	8	
DIV. I NON-CONF.	6- 5	146	0- 1	68	48	104	104	7	7	
TOTALS	RPI 1-25	RPI 26-50	W-L RECORDS	RPI 51-100	RPI 101-150	RPI 150+				
14- 7	1- 2	0- 2	OVERALL	2- 1	2- 2	9- 0				
8- 2	1- 0	0- 1	HOME	1- 1	2- 0	4- 0				
6- 5	0- 1	0- 0	AWAY	1- 0	0- 1	5- 0				
0- 0	0- 0	0- 0	NEUTRAL	0- 0	0- 0	0- 0				
6- 5	1- 1	0- 2	NON-CONFERENCE	1- 1	0- 1	4- 0				
4- 2	1- 0	0- 1	HOME	1- 1	0- 0	2- 0				
2- 3	0- 1	0- 1	AWAY	0- 0	0- 1	2- 0				
0- 0	0- 0	0- 0	NEUTRAL	0- 0	0- 0	0- 0				
8- 2	0- 1	0- 0	CONFERENCE	1- 0	2- 1	5- 0				
4- 0	0- 0	0- 0	HOME	0- 0	2- 0	2- 0				
4- 2	0- 1	0- 0	AWAY	1- 0	0- 1	3- 0				
0- 0	0- 0	0- 0	NEUTRAL	0- 0	0- 0	0- 0				

RPI 1-25				RPI 26-50				RPI 51-100				RPI 101+			
RPI	S	Opponent	Score	RPI	S	Opponent	Score	RPI	S	Opponent	Score	RPI	S	Opponent	Score
4	A	UConn	49 104	43	H	Penn	54 60	60	H	Villanova	61 55	124	H	Memphis	82 58
11	A	Florida St.	47 75	48	A	Rutgers	51 61	82	A	Tulane	72 54	126	A	Quinnipiac	56 58
22	H	Florida	97 91					88	H	Saint Joseph's	67 70	149	A	SMU	67 69
												149	H	SMU	55 35
												160	A	Fordham	57 44
												175	A	East Carolina	83 63
												188	H	Tulsa	66 46
												207	H	Cincinnati	74 51
												240	A	Houston	75 66
												251	A	UCF	71 63
												260	H	Sacred Heart	92 62
												280	A	La Salle	77 48
												305	H	Delaware St.	100 59
LAST 12 Division I GAMES:															
149	H	SMU	55 35	207	H	Cincinnati	74 51								
175	A	East Carolina	83 63	188	H	Tulsa	66 46								
82	A	Tulane	72 54	149	A	SMU	67 69								
43	H	Penn	54 60	240	A	Houston	75 66								
4	A	UConn	49 104	124	H	Memphis	82 58								
251	A	UCF	71 63	305	H	Delaware St.	100 59								

Non-Div I Games:

Temple

Average RPI Win: 103		WON-LOST	WINNING	LAST 10	STRENGTH OF	OPP. STRENGTH	TEAM	ADJ.	CONF.	ADJ CONF.
Average RPI Loss: 40		RECORD	PCT. RANK	GAMES	SCHEDULE	OF SCHEDULE	RPI	RPI	RPI	RPI
DIV. I ONLY		14- 8	99	5- 5	1	30	13	13	2	2
DIV. I NON-CONF.		9- 4	96	2- 1	2	27	9	9	2	2
TOTALS		RPI 1-25	RPI 26-50		W-L RECORDS		RPI 51-100	RPI 101-150	RPI 150+	
14- 8	1- 5	3- 1		OVERALL		3- 1	4- 1	3- 0		
11- 3	0- 2	2- 0		HOME		3- 1	4- 0	2- 0		
3- 5	1- 3	1- 1		AWAY		0- 0	0- 1	1- 0		
0- 0	0- 0	0- 0		NEUTRAL		0- 0	0- 0	0- 0		
9- 4	1- 3	2- 0		NON-CONFERENCE		1- 1	2- 0	3- 0		
7- 2	0- 1	2- 0		HOME		1- 1	2- 0	2- 0		
2- 2	1- 2	0- 0		AWAY		0- 0	0- 0	1- 0		
0- 0	0- 0	0- 0		NEUTRAL		0- 0	0- 0	0- 0		
5- 4	0- 2	1- 1		CONFERENCE		2- 0	2- 1	0- 0		
4- 1	0- 1	0- 0		HOME		2- 0	2- 0	0- 0		
1- 3	0- 1	1- 1		AWAY		0- 0	0- 1	0- 0		
0- 0	0- 0	0- 0		NEUTRAL		0- 0	0- 0	0- 0		

RPI	S	Opponent	Score	RPI	S	Opponent	Score	RPI	S	Opponent	Score	RPI	S	Opponent	Score
1	A	Notre Dame	66 79	28	H	Syracuse	57 55	52	H	Vanderbilt	58 49	113	H	Central Ark.	102 47
5	A	Stanford	55 69	29	A	Mississippi St.	63 65	56	H	Chattanooga	59 57	131	H	Alabama	70 42
7	A	Oregon St.	53 50	31	A	Missouri	71 55	62	H	Auburn	79 52	138	H	Penn St.	74 66
9	H	Texas	53 64	45	H	Albany (NY)	63 55	98	H	Virginia Tech	43 57	139	A	Arkansas	59 64
16	A	Kentucky	63 64									139	H	Arkansas	75 57
22	H	Florida	66 74									153	H	ETSU	85 49
												197	H	Stetson	90 56
												290	A	Wichita St.	58 51
LAST 12 Division I GAMES:															
139	H	Arkansas	75 57	139	A	Arkansas	59 64								
131	H	Alabama	70 42	62	H	Auburn	79 52								
29	A	Mississippi St.	63 65	22	H	Florida	66 74								
16	A	Kentucky	63 64	31	A	Missouri	71 55								
52	H	Vanderbilt	58 49	197	H	Stetson	90 56								
1	A	Notre Dame	66 79	7	A	Oregon St.	53 50								

Non-Div I Games:

Tennessee

Tennessee St.

Through Games Of Feb. 4, 2016

Average RPI Win:	274	WON-LOST	WINNING	LAST 10	STRENGTH OF	OPP. STRENGTH	TEAM	ADJ.	CONF.	ADJ CONF.
Average RPI Loss:	144	RECORD	PCT. RANK	GAMES	SCHEDULE	OF SCHEDULE	RPI	RPI	RPI	RPI
DIV. I ONLY	7- 14	257	4- 6	195	218	249	249	24	24	
DIV. I NON-CONF.	3- 8	258	0- 2	120	146	219	219	23	23	
TOTALS	RPI 1-25	RPI 26-50	W-L RECORDS	RPI 51-100	RPI 101-150	RPI 150+				
7- 14	0- 1	0- 2	OVERALL	0- 1	1- 5	6- 5				
5- 1	0- 0	0- 0	HOME	0- 0	1- 0	4- 1				
1- 11	0- 1	0- 2	AWAY	0- 1	0- 4	1- 3				
1- 2	0- 0	0- 0	NEUTRAL	0- 0	0- 1	1- 1				
3- 8	0- 1	0- 2	NON-CONFERENCE	0- 0	0- 4	3- 1				
2- 0	0- 0	0- 0	HOME	0- 0	0- 0	2- 0				
0- 6	0- 1	0- 2	AWAY	0- 0	0- 3	0- 0				
1- 2	0- 0	0- 0	NEUTRAL	0- 0	0- 1	1- 1				
4- 6	0- 0	0- 0	CONFERENCE	0- 1	1- 1	3- 4				
3- 1	0- 0	0- 0	HOME	0- 0	1- 0	2- 1				
1- 5	0- 0	0- 0	AWAY	0- 1	0- 1	1- 3				
0- 0	0- 0	0- 0	NEUTRAL	0- 0	0- 0	0- 0				

RPI S	Opponent	Score	RPI S	Opponent	Score	RPI S	Opponent	Score	RPI S	Opponent	Score	Team's RPI: 249
16	A Kentucky	39 81	29	A Mississippi St.	54 82	95	A UT Martin	50 77	106	A Youngstown St.	58 69	
			47	A Indiana	56 88				122	A Belmont	65 80	
									137	A Southern Ill.	70 79	
									144	H SIUE	73 61	
									145	N Fla. Atlantic	64 69	
									150	A Illinois	43 98	
									178	A Southeast Mo. St.	65 75	
									213	H Eastern Ky.	66 70	
									225	N Utah St.	46 63	
									255	H Austin Peay	66 58	
									256	H Texas Southern	72 56	
									277	A Tennessee Tech	60 70	
									280	A Jacksonville St.	55 69	
									291	N Alabama St.	74 64	
									292	H Murray St.	69 58	
									335	H Lipscomb	77 65	
									342	A Eastern Ill.	62 53	
LAST 12 Division I GAMES:												
213	H Eastern Ky.	66 70	255	H Austin Peay	66 58							
280	A Jacksonville St.	55 69	144	H SIUE	73 61							
95	A UT Martin	50 77	342	A Eastern Ill.	62 53							
122	A Belmont	65 80	178	A Southeast Mo. St.	65 75							
277	A Tennessee Tech	60 70	106	A Youngstown St.	58 69							
292	H Murray St.	69 58	16	A Kentucky	39 81							

Non-Div I Games: Lane 75 44 North Ala. 58 40

Tennessee St.

Loss, Non-Conf, S Site, H Home A Away N Neutral

Average RPI Win:	281	WON-LOST	WINNING	LAST 10	STRENGTH OF	OPP. STRENGTH	TEAM	ADJ.	CONF.	ADJ CONF.
Average RPI Loss:	145	RECORD	PCT. RANK	GAMES	SCHEDULE	OF SCHEDULE	RPI	RPI	RPI	RPI
DIV. I ONLY	7- 16	270	3- 7	205	207	277	277	24	24	
DIV. I NON-CONF.	4- 9	245	1- 1	144	155	245	245	23	23	
TOTALS	RPI 1-25	RPI 26-50	W-L RECORDS	RPI 51-100	RPI 101-150	RPI 150+				
7- 16	0- 2	0- 0	OVERALL	0- 3	0- 6	7- 5				
5- 8	0- 1	0- 0	HOME	0- 1	0- 4	5- 2				
2- 8	0- 1	0- 0	AWAY	0- 2	0- 2	2- 3				
0- 0	0- 0	0- 0	NEUTRAL	0- 0	0- 0	0- 0				
4- 9	0- 2	0- 0	NON-CONFERENCE	0- 2	0- 4	4- 1				
3- 5	0- 1	0- 0	HOME	0- 1	0- 2	3- 1				
1- 4	0- 1	0- 0	AWAY	0- 1	0- 2	1- 0				
0- 0	0- 0	0- 0	NEUTRAL	0- 0	0- 0	0- 0				
3- 7	0- 0	0- 0	CONFERENCE	0- 1	0- 2	3- 4				
2- 3	0- 0	0- 0	HOME	0- 0	0- 2	2- 1				
1- 4	0- 0	0- 0	AWAY	0- 1	0- 0	1- 3				
0- 0	0- 0	0- 0	NEUTRAL	0- 0	0- 0	0- 0				

RPI 1-25				RPI 26-50				RPI 51-100				RPI 101+ Team's RPI: 277			
RPI	S	Opponent	Score	RPI	S	Opponent	Score	RPI	S	Opponent	Score	RPI	S	Opponent	Score
12	H	Louisville	54 76					53	H	Arkansas St.	55 77	122	H	Belmont	79 80
24	A	Georgia	48 81					74	A	Middle Tenn.	53 69	128	H	Mercer	47 63
								95	A	UT Martin	53 67	133	A	Xavier	47 64
												134	H	Southern Miss.	57 69
												144	H	SIUE	68 83
												147	A	Northern Ky.	62 88
												178	H	Southeast Mo. St.	57 60
												213	A	Eastern Ky.	77 72
												242	H	Clemson	53 71
												249	H	Tennessee St.	70 60
												254	H	Georgia St.	72 65
												255	A	Austin Peay	75 91
												287	A	UNCG	73 64
												288	A	Morehead St.	71 75
												290	H	Wichita St.	54 48
												292	A	Murray St.	50 56
												335	H	Lipscomb	81 70
												342	H	Eastern Ill.	81 74
LAST 12 Division I GAMES:															
122	H	Belmont	79 80	255	A	Austin Peay	75 91								
288	A	Morehead St.	71 75	292	A	Murray St.	50 56								
213	A	Eastern Ky.	77 72	144	H	SIUE	68 83								
249	H	Tennessee St.	70 60	342	H	Eastern Ill.	81 74								
178	H	Southeast Mo. St.	57 60	24	A	Georgia	48 81								
95	A	UT Martin	53 67	290	H	Wichita St.	54 48								

Non-Div I Games:

Tennessee Tech

■ Loss,
 ■ Non-Conf,
 ■ S Site,
 ■ H Home
 ■ A Away
 N Neutral

Average RPI Win:	123	WON-LOST	WINNING	LAST 10	STRENGTH OF	OPP. STRENGTH	TEAM	ADJ.	CONF.	ADJ CONF.
Average RPI Loss:	3	RECORD	PCT. RANK	GAMES	SCHEDULE	OF SCHEDULE	RPI	RPI	RPI	RPI
DIV. I ONLY	20- 1	5	9- 1	74	4	9	9	3	3	
DIV. I NON-CONF.	11- 0	1	2- 0	187	11	11	11	3	3	
TOTALS	RPI 1-25	RPI 26-50	W-L RECORDS	RPI 51-100	RPI 101-150	RPI 150+				
20- 1	3- 1	4- 0	OVERALL	2- 0	2- 0	9- 0				
11- 1	1- 1	2- 0	HOME	1- 0	1- 0	6- 0				
8- 0	2- 0	2- 0	AWAY	1- 0	0- 0	3- 0				
1- 0	0- 0	0- 0	NEUTRAL	0- 0	1- 0	0- 0				
11- 0	2- 0	1- 0	NON-CONFERENCE	0- 0	1- 0	7- 0				
7- 0	1- 0	1- 0	HOME	0- 0	0- 0	5- 0				
3- 0	1- 0	0- 0	AWAY	0- 0	0- 0	2- 0				
1- 0	0- 0	0- 0	NEUTRAL	0- 0	1- 0	0- 0				
9- 1	1- 1	3- 0	CONFERENCE	2- 0	1- 0	2- 0				
4- 1	0- 1	1- 0	HOME	1- 0	1- 0	1- 0				
5- 0	1- 0	2- 0	AWAY	1- 0	0- 0	1- 0				
0- 0	0- 0	0- 0	NEUTRAL	0- 0	0- 0	0- 0				

RPI	S	Opponent	Score	RPI	S	Opponent	Score	RPI	S	Opponent	Score	RPI	S	Opponent	Score
3	H	Baylor	67 80	29	H	Mississippi St.	53 47	91	A	TCU	65 58	127	H	Texas Tech	86 62
5	H	Stanford	77 69	30	H	Oklahoma	83 76	92	H	Iowa St.	75 54	139	N	Arkansas	61 50
13	A	Tennessee	64 53	39	A	West Virginia	65 54					156	H	Hampton	79 52
15	A	Oklahoma St.	78 48	49	A	Kansas St.	66 51					174	A	Little Rock	66 56
												177	H	Northwestern St.	86 33
												200	H	Canisius	92 62
												201	A	Kansas	75 38
												201	H	Kansas	70 46
												231	H	UTSA	90 53
												238	A	Rice	70 47
												244	H	Sam Houston St.	83 49
LAST 12 Division I GAMES:															
49	A	Kansas St.	66 51	15	A	Oklahoma St.	78 48								
201	H	Kansas	70 46	92	H	Iowa St.	75 54								
30	H	Oklahoma	83 76	127	H	Texas Tech	86 62								
91	A	TCU	65 58	39	A	West Virginia	65 54								
3	H	Baylor	67 80	244	H	Sam Houston St.	83 49								
201	A	Kansas	75 38	139	N	Arkansas	61 50								

Non-Div I Games:

Texas

Average RPI Win:	117	WON-LOST	WINNING	LAST 10	STRENGTH OF	OPP. STRENGTH	TEAM	ADJ.	CONF.	ADJ CONF.
Average RPI Loss:	31	RECORD	PCT. RANK	GAMES	SCHEDULE	OF SCHEDULE	RPI	RPI	RPI	RPI
DIV. I ONLY	15- 7	79	6- 4	5	16	17	17	2	2	
DIV. I NON-CONF.	10- 3	61	3- 0	22	17	25	25	2	2	
TOTALS	RPI 1-25	RPI 26-50	W-L RECORDS	RPI 51-100	RPI 101-150	RPI 150+				
15- 7	1- 5	3- 1	OVERALL	2- 0	4- 1	5- 0				
9- 2	1- 1	1- 1	HOME	1- 0	2- 0	4- 0				
3- 3	0- 0	1- 0	AWAY	0- 0	2- 0	0- 0				
3- 2	0- 2	1- 0	NEUTRAL	1- 0	0- 0	1- 0				
10- 3	0- 2	2- 1	NON-CONFERENCE	2- 0	1- 0	5- 0				
6- 1	0- 0	0- 1	HOME	1- 0	1- 0	4- 0				
1- 0	0- 0	1- 0	AWAY	0- 0	0- 0	0- 0				
3- 2	0- 2	1- 0	NEUTRAL	1- 0	0- 0	1- 0				
5- 4	1- 3	1- 0	CONFERENCE	0- 0	3- 1	0- 0				
3- 1	1- 1	1- 0	HOME	0- 0	1- 0	0- 0				
2- 3	0- 2	0- 0	AWAY	0- 0	2- 1	0- 0				
0- 0	0- 0	0- 0	NEUTRAL	0- 0	0- 0	0- 0				

RPI S	Opponent	Score	RPI S	Opponent	Score	RPI S	Opponent	Score	RPI S	Opponent	Score
2	A South Carolina	58 59	26	H DePaul	66 80	63	N California	75 58	114	A LSU	53 35
2	H South Carolina	63 70	30	N Oklahoma	74 68	91	H TCU	82 78	131	A Alabama	59 56
6	N Ohio St.	80 95	31	H Missouri	81 77				136	H Ole Miss	81 58
21	N BYU	64 72	38	A Duke	72 66				139	A Arkansas	61 67
22	A Florida	81 83							149	H SMU	67 55
24	H Georgia	73 62							154	N Hawaii	82 41
									167	H Texas St.	87 50
									174	H Little Rock	69 39
									186	H Southern U.	88 47
									268	H Prairie View	88 30
LAST 12 Division I GAMES:											
22	A Florida	81 83	114	A LSU	53 35						
2	H South Carolina	63 70	139	A Arkansas	61 67						
131	A Alabama	59 56	24	H Georgia	73 62						
31	H Missouri	81 77	268	H Prairie View	88 30						
2	A South Carolina	58 59	174	H Little Rock	69 39						
136	H Ole Miss	81 58	30	N Oklahoma	74 68						

Non-Div I Games:

Texas A&M

Average RPI Win:	290	WON-LOST	WINNING	LAST 10	STRENGTH OF	OPP. STRENGTH	TEAM	ADJ.	CONF.	ADJ CONF.
Average RPI Loss:	192	RECORD	PCT. RANK	GAMES	SCHEDULE	OF SCHEDULE	RPI	RPI	RPI	RPI
DIV. I ONLY	12- 7	103	9- 1	349	263	256	256	32	32	
DIV. I NON-CONF.	4- 6	201	3- 0	347	85	305	305	31	31	
TOTALS	RPI 1-25	RPI 26-50	W-L RECORDS	RPI 51-100	RPI 101-150	RPI 150+				
12- 7	0- 1	0- 0	OVERALL	0- 0	0- 1	12- 5				
6- 2	0- 0	0- 0	HOME	0- 0	0- 0	6- 2				
5- 5	0- 1	0- 0	AWAY	0- 0	0- 1	5- 3				
1- 0	0- 0	0- 0	NEUTRAL	0- 0	0- 0	1- 0				
4- 6	0- 1	0- 0	NON-CONFERENCE	0- 0	0- 1	4- 4				
1- 2	0- 0	0- 0	HOME	0- 0	0- 0	1- 2				
2- 4	0- 1	0- 0	AWAY	0- 0	0- 1	2- 2				
1- 0	0- 0	0- 0	NEUTRAL	0- 0	0- 0	1- 0				
8- 1	0- 0	0- 0	CONFERENCE	0- 0	0- 0	8- 1				
5- 0	0- 0	0- 0	HOME	0- 0	0- 0	5- 0				
3- 1	0- 0	0- 0	AWAY	0- 0	0- 0	3- 1				
0- 0	0- 0	0- 0	NEUTRAL	0- 0	0- 0	0- 0				

RPI 1-25			RPI 26-50			RPI 51-100			RPI 101+ Team's RPI: 256		
RPI	S	Opponent	Score	RPI	S	Opponent	Score	RPI	S	Opponent	Score
15	A	Oklahoma St.	52 87					114	A	LSU	36 86
								186	H	Southern U.	59 45
								201	A	Kansas	65 72
								217	A	Grambling	62 50
								228	H	Houston Baptist	65 77
								231	A	UTSA	59 44
								238	A	Rice	69 66
								244	H	Sam Houston St.	51 53
								249	A	Tennessee St.	56 72
								268	H	Prairie View	72 65
								291	A	Alabama St.	51 57
								325	A	Jackson St.	62 36
								327	H	Alcorn	68 39
								333	H	Ark.-Pine Bluff	57 30
								334	H	A&M-Corpus Christi	51 43
								335	N	Lipscomb	66 62
								344	A	Alabama A&M	57 38
								347	H	Mississippi Val.	76 38
LAST 12 Division I GAMES:											
344	A	Alabama A&M	57 38	268	H	Prairie View	72 65				
291	A	Alabama St.	51 57	327	H	Alcorn	68 39				
333	H	Ark.-Pine Bluff	57 30	186	H	Southern U.	59 45				
347	H	Mississippi Val.	76 38	231	A	UTSA	59 44				
217	A	Grambling	62 50	238	A	Rice	69 66				
325	A	Jackson St.	62 36	334	H	A&M-Corpus Christi	51 43				

Non-Div I Games:

Texas Southern

■ Loss,
 ■ Non-Conf, S Site,
 ■ Home
 ■ Away
 N Neutral

Average RPI Win:	213	WON-LOST	WINNING	LAST 10	STRENGTH OF	OPP. STRENGTH	TEAM	ADJ.	CONF.	ADJ CONF.
Average RPI Loss:	133	RECORD	PCT. RANK	GAMES	SCHEDULE	OF SCHEDULE	RPI	RPI	RPI	RPI
DIV. I ONLY	8- 10	203	5- 5	137	156	167	167	16	16	
DIV. I NON-CONF.	3- 5	218	1- 1	69	30	146	146	15	15	
TOTALS	RPI 1-25	RPI 26-50	W-L RECORDS	RPI 51-100	RPI 101-150	RPI 150+				
8- 10	0- 1	0- 2	OVERALL	0- 2	1- 1	7- 4				
5- 1	0- 0	0- 0	HOME	0- 1	0- 0	5- 0				
3- 6	0- 1	0- 1	AWAY	0- 0	1- 0	2- 4				
0- 3	0- 0	0- 1	NEUTRAL	0- 1	0- 1	0- 0				
3- 5	0- 1	0- 2	NON-CONFERENCE	0- 1	0- 1	3- 0				
2- 0	0- 0	0- 0	HOME	0- 0	0- 0	2- 0				
1- 2	0- 1	0- 1	AWAY	0- 0	0- 0	1- 0				
0- 3	0- 0	0- 1	NEUTRAL	0- 1	0- 1	0- 0				
5- 5	0- 0	0- 0	CONFERENCE	0- 1	1- 0	4- 4				
3- 1	0- 0	0- 0	HOME	0- 1	0- 0	3- 0				
2- 4	0- 0	0- 0	AWAY	0- 0	1- 0	1- 4				
0- 0	0- 0	0- 0	NEUTRAL	0- 0	0- 0	0- 0				

RPI 1-25				RPI 26-50				RPI 51-100				RPI 101+ Team's RPI: 167			
RPI	S	Opponent	Score	RPI	S	Opponent	Score	RPI	S	Opponent	Score	RPI	S	Opponent	Score
17	A	Texas A&M	50 87	31	A	Missouri	56 82	53	H	Arkansas St.	59 74	129	A	La.-Lafayette	46 42
				38	N	Duke	34 85	92	N	Iowa St.	61 83	130	N	Idaho	55 75
												174	H	Little Rock	67 57
												196	H	North Texas	64 62
												206	A	Troy	79 112
												210	A	South Ala.	73 71
												228	A	Houston Baptist	71 66
												231	H	UTSA	72 64
												237	A	Appalachian St.	71 90
												254	A	Georgia St.	62 73
												254	H	Georgia St.	80 71
												270	A	La.-Monroe	59 63
												279	H	Ga. Southern	61 56
LAST 12 Division I GAMES:															
254	A	Georgia St.	62 73	210	A	South Ala.	73 71								
270	A	La.-Monroe	59 63	237	A	Appalachian St.	71 90								
129	A	La.-Lafayette	46 42	254	H	Georgia St.	80 71								
53	H	Arkansas St.	59 74	279	H	Ga. Southern	61 56								
174	H	Little Rock	67 57	31	A	Missouri	56 82								
206	A	Troy	79 112	228	A	Houston Baptist	71 66								

Non-Div I Games: Tex. A&M-Commerce 80 60 St. Edward's 52 44

Texas St.

Loss, Non-Conf, S Site, H Home A Away N Neutral

Average RPI Win:	208	WON-LOST	WINNING	LAST 10	STRENGTH OF	OPP. STRENGTH	TEAM	ADJ.	CONF.	ADJ CONF.
Average RPI Loss:	41	RECORD	PCT. RANK	GAMES	SCHEDULE	OF SCHEDULE	RPI	RPI	RPI	RPI
DIV. I ONLY	11- 11	166	2- 8	52	65	127	127	3	3	
DIV. I NON-CONF.	9- 2	37	1- 0	209	247	94	94	3	3	
TOTALS	RPI 1-25	RPI 26-50	W-L RECORDS	RPI 51-100	RPI 101-150	RPI 150+				
11- 11	0- 4	0- 4	OVERALL	2- 3	1- 0	8- 0				
10- 4	0- 1	0- 2	HOME	2- 1	1- 0	7- 0				
0- 6	0- 0	0- 0	AWAY	0- 0	0- 0	0- 0				
1- 1	0- 1	0- 0	NEUTRAL	0- 0	0- 0	1- 0				
9- 2	0- 1	0- 0	NON-CONFERENCE	1- 1	1- 0	7- 0				
8- 0	0- 0	0- 0	HOME	1- 0	1- 0	6- 0				
0- 1	0- 0	0- 0	AWAY	0- 1	0- 0	0- 0				
1- 1	0- 1	0- 0	NEUTRAL	0- 0	0- 0	1- 0				
2- 9	0- 3	0- 4	CONFERENCE	1- 2	0- 0	1- 0				
2- 4	0- 1	0- 2	HOME	1- 1	0- 0	1- 0				
0- 5	0- 2	0- 2	AWAY	0- 1	0- 0	0- 0				
0- 0	0- 0	0- 0	NEUTRAL	0- 0	0- 0	0- 0				

RPI 1-25				RPI 26-50				RPI 51-100				RPI 101+ Team's RPI: 127			
RPI	S	Opponent	Score	RPI	S	Opponent	Score	RPI	S	Opponent	Score	RPI	S	Opponent	Score
3	A	Baylor	43 69	30	A	Oklahoma	53 92	59	H	Abilene Christian	71 65	130	H	Idaho	78 62
9	A	Texas	62 86	39	A	West Virginia	57 79	66	A	Santa Clara	70 75	160	N	Fordham	62 48
15	H	Oklahoma St.	46 69	39	H	West Virginia	42 69	91	A	TCU	48 69	176	H	Idaho St.	79 64
20	N	Washington	73 77	49	H	Kansas St.	53 65	91	H	TCU	69 78	201	H	Kansas	54 44
								92	H	Iowa St.	69 66	217	H	Grambling	70 55
												289	H	Niagara	79 45
												315	H	Southeastern La.	113 51
												316	H	Incarnate Word	70 55
												333	H	Ark.-Pine Bluff	84 40
LAST 12 Division I GAMES:															
39	H	West Virginia	42 69	91	A	TCU	48 69								
201	H	Kansas	54 44	39	A	West Virginia	57 79								
3	A	Baylor	43 69	15	H	Oklahoma St.	46 69								
49	H	Kansas St.	53 65	9	A	Texas	62 86								
30	A	Oklahoma	53 92	91	H	TCU	69 78								
92	H	Iowa St.	69 66	333	H	Ark.-Pine Bluff	84 40								

Non-Div I Games:

Texas Tech

■ Loss,
■ Non-Conf,
■ S Site,
■ H Home
■ A Away
N Neutral

Texas-Arlington

Through Games Of Feb. 4, 2016

Average RPI Win:	242	WON-LOST	WINNING	LAST 10	STRENGTH OF	OPP. STRENGTH	TEAM	ADJ.	CONF.	ADJ CONF.
Average RPI Loss:	118	RECORD	PCT. RANK	GAMES	SCHEDULE	OF SCHEDULE	RPI	RPI	RPI	RPI
DIV. I ONLY	8- 11	221	4- 6	103	189	159	159	16	16	
DIV. I NON-CONF.	4- 5	193	2- 0	18	109	97	97	15	15	
TOTALS	RPI 1-25	RPI 26-50	W-L RECORDS	RPI 51-100	RPI 101-150	RPI 150+				
8- 11	0- 2	0- 1	OVERALL	0- 2	0- 1	8- 5				
2- 6	0- 1	0- 0	HOME	0- 2	0- 0	2- 3				
6- 5	0- 1	0- 1	AWAY	0- 0	0- 1	6- 2				
0- 0	0- 0	0- 0	NEUTRAL	0- 0	0- 0	0- 0				
4- 5	0- 2	0- 1	NON-CONFERENCE	0- 1	0- 0	4- 1				
1- 3	0- 1	0- 0	HOME	0- 1	0- 0	1- 1				
3- 2	0- 1	0- 1	AWAY	0- 0	0- 0	3- 0				
0- 0	0- 0	0- 0	NEUTRAL	0- 0	0- 0	0- 0				
4- 6	0- 0	0- 0	CONFERENCE	0- 1	0- 1	4- 4				
1- 3	0- 0	0- 0	HOME	0- 1	0- 0	1- 2				
3- 3	0- 0	0- 0	AWAY	0- 0	0- 1	3- 2				
0- 0	0- 0	0- 0	NEUTRAL	0- 0	0- 0	0- 0				

RPI 1-25				RPI 26-50				RPI 51-100				RPI 101+ Team's RPI: 159			
RPI	S	Opponent	Score	RPI	S	Opponent	Score	RPI	S	Opponent	Score	RPI	S	Opponent	Score
3	A	Baylor	20 62	49	A	Kansas St.	41 61	53	H	Arkansas St.	71 78	129	A	La.-Lafayette	52 63
18	H	Seton Hall	54 61					54	H	Western Ky.	64 73	152	H	McNeese St.	57 63
												164	H	Jacksonville	56 54
												174	H	Little Rock	55 59
												206	A	Troy	71 88
												210	A	South Ala.	55 59
												228	A	Houston Baptist	64 40
												231	A	UTSA	51 47
												237	A	Appalachian St.	76 45
												250	A	Stephen F. Austin	67 63
												254	H	Georgia St.	63 68
												270	A	La.-Monroe	60 50
												279	A	Ga. Southern	53 41
												279	H	Ga. Southern	70 31
LAST 12 Division I GAMES:															
279	A	Ga. Southern	53 41	206	A	Troy	71 88								
129	A	La.-Lafayette	52 63	237	A	Appalachian St.	76 45								
270	A	La.-Monroe	60 50	279	H	Ga. Southern	70 31								
174	H	Little Rock	55 59	254	H	Georgia St.	63 68								
53	H	Arkansas St.	71 78	231	A	UTSA	51 47								
210	A	South Ala.	55 59	228	A	Houston Baptist	64 40								

Non-Div I Games: Missouri Valley 96 30

Texas-Arlington

■ Loss,
 ■ Non-Conf, S Site,
 ■ Home
 ■ Away
 N Neutral

Average RPI Win:	227	WON-LOST	WINNING	LAST 10	STRENGTH OF	OPP. STRENGTH	TEAM	ADJ.	CONF.	ADJ CONF.
Average RPI Loss:	73	RECORD	PCT. RANK	GAMES	SCHEDULE	OF SCHEDULE	RPI	RPI	RPI	RPI
DIV. I ONLY	11- 9	144	7- 3	92	131	109	109	12	12	
DIV. I NON-CONF.	5- 6	180	3- 0	54	93	134	134	13	13	
TOTALS	RPI 1-25	RPI 26-50	W-L RECORDS	RPI 51-100	RPI 101-150	RPI 150+				
11- 9	0- 1	0- 2	OVERALL	1- 3	2- 3	8- 0				
6- 2	0- 0	0- 0	HOME	0- 2	1- 0	5- 0				
3- 5	0- 0	0- 0	AWAY	0- 0	1- 0	2- 0				
2- 2	0- 0	0- 1	NEUTRAL	1- 0	0- 1	1- 0				
5- 6	0- 1	0- 2	NON-CONFERENCE	1- 2	0- 1	4- 0				
2- 2	0- 0	0- 0	HOME	0- 2	0- 0	2- 0				
1- 2	0- 1	0- 1	AWAY	0- 0	0- 0	1- 0				
2- 2	0- 0	0- 1	NEUTRAL	1- 0	0- 1	1- 0				
6- 3	0- 0	0- 0	CONFERENCE	0- 1	2- 2	4- 0				
4- 0	0- 0	0- 0	HOME	0- 0	1- 0	3- 0				
2- 3	0- 0	0- 0	AWAY	0- 1	1- 2	1- 0				
0- 0	0- 0	0- 0	NEUTRAL	0- 0	0- 0	0- 0				

RPI 1-25				RPI 26-50				RPI 51-100				RPI 101+ Team's RPI: 109			
RPI	S	Opponent	Score	RPI	S	Opponent	Score	RPI	S	Opponent	Score	RPI	S	Opponent	Score
1	A	Notre Dame	39 74	33	A	St. Bonaventure	63 74	51	H	Dayton	57 83	108	A	Akron	71 81
				45	N	Albany (NY)	55 63	58	A	Ball St.	69 75	119	A	Western Mich.	80 68
								94	H	Arizona	59 62	119	H	Western Mich.	80 73
								96	N	VCU	80 61	122	A	Eastern Mich.	41 59
												141	N	Harvard	70 76
												219	A	Ill.-Chicago	60 51
												233	N	Columbia	88 75
												235	H	Bowling Green	75 61
												245	A	Miami (OH)	55 50
												264	H	Northern Ill.	66 59
												307	H	Cleveland St.	66 53
												330	H	Kent St.	73 67
												333	H	Ark.-Pine Bluff	74 47
LAST 12 Division I GAMES:															
119	A	Western Mich.	80 68	119	H	Western Mich.	80 73								
235	H	Bowling Green	75 61	330	H	Kent St.	73 67								
122	A	Eastern Mich.	41 59	58	A	Ball St.	69 75								
108	A	Akron	71 81	333	H	Ark.-Pine Bluff	74 47								
264	H	Northern Ill.	66 59	219	A	Ill.-Chicago	60 51								
245	A	Miami (OH)	55 50	307	H	Cleveland St.	66 53								

Non-Div I Games:

Toledo

■ Loss,
 ■ Non-Conf,
 ■ S Site,
 ■ H Home
 ■ A Away
 N Neutral

Average RPI Win: 201	WON-LOST	WINNING	LAST 10	STRENGTH OF	OPP. STRENGTH	TEAM	ADJ.	CONF.	ADJ CONF.
Average RPI Loss: 176	RECORD	PCT. RANK	GAMES	SCHEDULE	OF SCHEDULE	RPI	RPI	RPI	RPI
DIV. I ONLY	5- 15	289	3- 7	230	213	284	284	13	13
DIV. I NON-CONF.	3- 8	258	1- 2	266	293	300	300	12	12
TOTALS	RPI 1-25	RPI 26-50	W-L RECORDS	RPI 51-100	RPI 101-150	RPI 150+			
5- 15	0- 0	0- 0	OVERALL	1- 4	0- 1	4- 10			
3- 5	0- 0	0- 0	HOME	1- 2	0- 0	2- 3			
1- 10	0- 0	0- 0	AWAY	0- 2	0- 1	1- 7			
1- 0	0- 0	0- 0	NEUTRAL	0- 0	0- 0	1- 0			
3- 8	0- 0	0- 0	NON-CONFERENCE	0- 2	0- 1	3- 5			
2- 2	0- 0	0- 0	HOME	0- 1	0- 0	2- 1			
0- 6	0- 0	0- 0	AWAY	0- 1	0- 1	0- 4			
1- 0	0- 0	0- 0	NEUTRAL	0- 0	0- 0	1- 0			
2- 7	0- 0	0- 0	CONFERENCE	1- 2	0- 0	1- 5			
1- 3	0- 0	0- 0	HOME	1- 1	0- 0	0- 2			
1- 4	0- 0	0- 0	AWAY	0- 1	0- 0	1- 3			
0- 0	0- 0	0- 0	NEUTRAL	0- 0	0- 0	0- 0			

RPI S	Opponent	Score	RPI S	Opponent	Score	RPI S	Opponent	Score	RPI S	Opponent	Score	Team's RPI: 284
						62	H Auburn	52 74	101	A Georgetown	46 82	
						65	H James Madison	57 64	162	A Col. of Charleston	55 67	
						68	A Hofstra	60 64	182	A Cornell	60 88	
						83	H Elon	85 78	185	H UMBC	61 51	
						99	A Minnesota	86 105	187	A George Mason	76 88	
									191	H William & Mary	54 73	
									194	A Delaware	64 69	
									199	A Northeastern	72 71	
									229	N Western Ill.	83 77	
									232	H Coppin St.	69 81	
									252	A UNCW	51 53	
									252	H UNCW	49 52	
									298	A Rider	72 78	
									302	A North Florida	72 74	
									308	H UMKC	70 47	
LAST 12 Division I GAMES:												
162	A Col. of Charleston	55 67	252	H UNCW	49 52							
252	A UNCW	51 53	191	H William & Mary	54 73							
68	A Hofstra	60 64	199	A Northeastern	72 71							
65	H James Madison	57 64	308	H UMKC	70 47							
194	A Delaware	64 69	101	A Georgetown	46 82							
83	H Elon	85 78	62	H Auburn	52 74							

Non-Div I Games:

Towson

Average RPI Win:	245	WON-LOST	WINNING	LAST 10	STRENGTH OF	OPP. STRENGTH	TEAM	ADJ.	CONF.	ADJ CONF.
Average RPI Loss:	155	RECORD	PCT. RANK	GAMES	SCHEDULE	OF SCHEDULE	RPI	RPI	RPI	RPI
DIV. I ONLY	8- 10	203	5- 5	213	244	206	206	16	16	
DIV. I NON-CONF.	3- 4	197	1- 0	219	325	170	170	15	15	
TOTALS	RPI 1-25	RPI 26-50	W-L RECORDS	RPI 51-100	RPI 101-150	RPI 150+				
8- 10	0- 0	0- 0	OVERALL	0- 2	0- 3	8- 5				
4- 3	0- 0	0- 0	HOME	0- 1	0- 0	4- 2				
4- 7	0- 0	0- 0	AWAY	0- 1	0- 3	4- 3				
0- 0	0- 0	0- 0	NEUTRAL	0- 0	0- 0	0- 0				
3- 4	0- 0	0- 0	NON-CONFERENCE	0- 1	0- 2	3- 1				
1- 0	0- 0	0- 0	HOME	0- 0	0- 0	1- 0				
2- 4	0- 0	0- 0	AWAY	0- 1	0- 2	2- 1				
0- 0	0- 0	0- 0	NEUTRAL	0- 0	0- 0	0- 0				
5- 6	0- 0	0- 0	CONFERENCE	0- 1	0- 1	5- 4				
3- 3	0- 0	0- 0	HOME	0- 1	0- 0	3- 2				
2- 3	0- 0	0- 0	AWAY	0- 0	0- 1	2- 2				
0- 0	0- 0	0- 0	NEUTRAL	0- 0	0- 0	0- 0				

RPI 1-25				RPI 26-50				RPI 51-100				RPI 101+				Team's RPI: 206	
RPI	S	Opponent	Score	RPI	S	Opponent	Score	RPI	S	Opponent	Score	RPI	S	Opponent	Score		
								52	A	Vanderbilt	43	97	121	A	Samford	69	73
								53	H	Arkansas St.	81	101	122	A	Belmont	93	102
												129	A	La.-Lafayette	53	56	
												159	H	Texas-Arlington	88	71	
												167	H	Texas St.	112	79	
												174	A	Little Rock	64	79	
												174	H	Little Rock	78	71	
												183	A	UAB	67	89	
												210	H	South Ala.	71	75	
												237	H	Appalachian St.	81	96	
												254	A	Georgia St.	97	90	
												270	A	La.-Monroe	73	77	
												279	A	Ga. Southern	81	66	
												291	A	Alabama St.	73	59	
												315	A	Southeastern La.	100	90	
												322	H	Nicholls St.	104	51	
LAST 12 Division I GAMES:																	
				174	A	Little Rock	64	79				159	H	Texas-Arlington	88	71	
				237	H	Appalachian St.	81	96				279	A	Ga. Southern	81	66	
				210	H	South Ala.	71	75				254	A	Georgia St.	97	90	
				129	A	La.-Lafayette	53	56				174	H	Little Rock	78	71	
				270	A	La.-Monroe	73	77				53	H	Arkansas St.	81	101	
				167	H	Texas St.	112	79				315	A	Southeastern La.	100	90	

Non-Div I Games: West Ala. 103 72 Fort Valley St. 118 72

Troy

T
u
l
a
n
e

Tulane				Through Games Of Feb. 4, 2016						
Average RPI Win:	182	WON-LOST	WINNING	LAST 10	STRENGTH OF	OPP. STRENGTH	TEAM	ADJ.	CONF.	ADJ CONF.
Average RPI Loss:	46	RECORD	PCT. RANK	GAMES	SCHEDULE	OF SCHEDULE	RPI	RPI	RPI	RPI
DIV. I ONLY	15- 7	79	6- 4	87	80	82	82	8	8	
DIV. I NON-CONF.	9- 3	69	2- 0	59	94	47	47	7	7	

TOTALS	RPI 1-25	RPI 26-50	W-L RECORDS	RPI 51-100	RPI 101-150	RPI 150+				
15- 7	0- 3	0- 2	OVERALL	2- 1	3- 1	10- 0				
10- 3	0- 1	0- 1	HOME	1- 1	1- 0	8- 0				
4- 2	0- 1	0- 0	AWAY	0- 0	2- 1	2- 0				
1- 2	0- 1	0- 1	NEUTRAL	1- 0	0- 0	0- 0				
9- 3	0- 2	0- 1	NON-CONFERENCE	2- 0	2- 0	5- 0				
7- 0	0- 0	0- 0	HOME	1- 0	1- 0	5- 0				
1- 1	0- 1	0- 0	AWAY	0- 0	1- 0	0- 0				
1- 2	0- 1	0- 1	NEUTRAL	1- 0	0- 0	0- 0				
6- 4	0- 1	0- 1	CONFERENCE	0- 1	1- 1	5- 0				
3- 3	0- 1	0- 1	HOME	0- 1	0- 0	3- 0				
3- 1	0- 0	0- 0	AWAY	0- 0	1- 1	2- 0				
0- 0	0- 0	0- 0	NEUTRAL	0- 0	0- 0	0- 0				

RPI 1-25				RPI 26-50				RPI 51-100				Team's RPI: 82				RPI 101+			
RPI	S	Opponent	Score	RPI	S	Opponent	Score	RPI	S	Opponent	Score	RPI	S	Opponent	Score	RPI	S	Opponent	Score
4	H	UConn	38 96	40	H	South Fla.	67 71	72	H	Temple	54 72	114	H	LSU	67 63				
11	A	Florida St.	72 78	48	N	Rutgers	51 75	86	H	Saint Louis	66 58	124	A	Memphis	67 83				
23	N	Green Bay	58 79					87	N	Virginia	67 62	136	A	Ole Miss	61 59				
												149	A	SMU	54 42				
												152	H	McNeese St.	74 55				
												174	H	Little Rock	69 53				
												175	A	East Carolina	66 51				
												175	H	East Carolina	78 73				
												186	H	Southern U.	77 48				
												188	A	Tulsa	71 47				
												240	H	Houston	70 48				
												251	H	UCF	75 54				
												287	H	UNCG	74 53				
												325	H	Jackson St.	92 49				
LAST 12 Division I GAMES:																			
4	H	UConn	38 96	251	H	UCF	75 54												
72	H	Temple	54 72	175	A	East Carolina	66 51												
175	H	East Carolina	78 73	124	A	Memphis	67 83												
149	A	SMU	54 42	240	H	Houston	70 48												
188	A	Tulsa	71 47	86	H	Saint Louis	66 58												
40	H	South Fla.	67 71	287	H	UNCG	74 53												

Non-Div I Games:

Tulane

Tulsa

Through Games Of Feb. 4, 2016

Average RPI Win:	174	WON-LOST	WINNING	LAST 10	STRENGTH OF	OPP. STRENGTH	TEAM	ADJ.	CONF.	ADJ CONF.
Average RPI Loss:	114	RECORD	PCT. RANK	GAMES	SCHEDULE	OF SCHEDULE	RPI	RPI	RPI	RPI
DIV. I ONLY	8- 15	254	3- 7	100	70	188	188	8	8	
DIV. I NON-CONF.	3- 8	258	0- 0	122	92	218	218	7	7	
TOTALS	RPI 1-25	RPI 26-50	W-L RECORDS	RPI 51-100	RPI 101-150	RPI 150+				
8- 15	0- 2	0- 2	OVERALL	0- 3	3- 3	5- 5				
3- 8	0- 1	0- 2	HOME	0- 1	1- 1	2- 3				
5- 5	0- 1	0- 0	AWAY	0- 2	2- 1	3- 1				
0- 2	0- 0	0- 0	NEUTRAL	0- 0	0- 1	0- 1				
3- 8	0- 0	0- 2	NON-CONFERENCE	0- 1	1- 2	2- 3				
1- 4	0- 0	0- 2	HOME	0- 0	0- 0	1- 2				
2- 2	0- 0	0- 0	AWAY	0- 1	1- 1	1- 0				
0- 2	0- 0	0- 0	NEUTRAL	0- 0	0- 1	0- 1				
5- 7	0- 2	0- 0	CONFERENCE	0- 2	2- 1	3- 2				
2- 4	0- 1	0- 0	HOME	0- 1	1- 1	1- 1				
3- 3	0- 1	0- 0	AWAY	0- 1	1- 0	2- 1				
0- 0	0- 0	0- 0	NEUTRAL	0- 0	0- 0	0- 0				

RPI S Opponent	Score	RPI S Opponent	Score	RPI S Opponent	Score	RPI S Opponent	Score	Team's RPI: 188
4 A UConn	35 95	30 H Oklahoma	62 75	72 A Temple	46 66	104 N Drake	80 91	
4 H UConn	30 94	49 H Kansas St.	67 75	82 H Tulane	47 71	112 A UNI	59 75	
				86 A Saint Louis	73 82	124 A Memphis	65 59	
						124 H Memphis	58 69	
						139 A Arkansas	74 67	
						149 H SMU	56 54	
						161 H Oral Roberts	53 59	
						174 A Little Rock	74 63	
						175 A East Carolina	55 54	
						175 H East Carolina	81 79	
						187 N George Mason	63 64	
						207 H Cincinnati	53 55	
						217 H Grambling	79 51	
						240 A Houston	79 62	
						241 H Indiana St.	63 67	
						251 A UCF	74 75	
LAST 12 Division I GAMES:								
175 A East Carolina	55 54	207 H Cincinnati	53 55					
251 A UCF	74 75	124 A Memphis	65 59					
4 H UConn	30 94	72 A Temple	46 66					
124 H Memphis	58 69	4 A UConn	35 95					
240 A Houston	79 62	149 H SMU	56 54					
82 H Tulane	47 71	175 H East Carolina	81 79					

Non-Div I Games:

Tulsa

■ Loss,
 ■ Non-Conf,
 ■ S Site,
 ■ H Home
 ■ A Away
 N Neutral

Average RPI Win:	226	WON-LOST	WINNING	LAST 10	STRENGTH OF	OPP. STRENGTH	TEAM	ADJ.	CONF.	ADJ CONF.
Average RPI Loss:	115	RECORD	PCT. RANK	GAMES	SCHEDULE	OF SCHEDULE	RPI	RPI	RPI	RPI
DIV. I ONLY	10- 11	182	3- 7	174	153	183	183	11	11	
DIV. I NON-CONF.	7- 4	110	2- 0	217	244	135	135	10	10	
TOTALS	RPI 1-25	RPI 26-50	W-L RECORDS	RPI 51-100	RPI 101-150	RPI 150+				
10- 11	0- 1	0- 2	OVERALL	1- 3	1- 2	8- 3				
7- 2	0- 0	0- 0	HOME	1- 1	1- 1	5- 0				
2- 8	0- 1	0- 1	AWAY	0- 2	0- 1	2- 3				
1- 1	0- 0	0- 1	NEUTRAL	0- 0	0- 0	1- 0				
7- 4	0- 1	0- 1	NON-CONFERENCE	0- 1	1- 1	6- 0				
5- 0	0- 0	0- 0	HOME	0- 0	1- 0	4- 0				
1- 3	0- 1	0- 0	AWAY	0- 1	0- 1	1- 0				
1- 1	0- 0	0- 1	NEUTRAL	0- 0	0- 0	1- 0				
3- 7	0- 0	0- 1	CONFERENCE	1- 2	0- 1	2- 3				
2- 2	0- 0	0- 0	HOME	1- 1	0- 1	1- 0				
1- 5	0- 0	0- 1	AWAY	0- 1	0- 0	1- 3				
0- 0	0- 0	0- 0	NEUTRAL	0- 0	0- 0	0- 0				

RPI 1-25				RPI 26-50				RPI 51-100				RPI 101+ Team's RPI: 183			
RPI	S	Opponent	Score	RPI	S	Opponent	Score	RPI	S	Opponent	Score	RPI	S	Opponent	Score
11	A	Florida St.	44 84	34	A	UTEP	54 62	54	H	Western Ky.	49 63	121	H	Samford	61 41
				35	N	North Carolina St.	56 67	62	A	Auburn	71 85	122	A	Belmont	62 63
								74	A	Middle Tenn.	40 68	135	H	Marshall	61 64
								85	H	Charlotte	75 57	165	H	Old Dominion	58 55
												196	A	North Texas	51 53
												206	H	Troy	89 67
												210	A	South Ala.	53 39
												231	A	UTSA	52 54
												238	A	Rice	64 55
												239	N	High Point	56 46
												310	A	FIU	61 72
												312	H	South Carolina St.	71 38
												333	H	Ark.-Pine Bluff	82 32
												347	H	Mississippi Val.	80 33
LAST 12 Division I GAMES:															
310	A	FIU	61 72	165	H	Old Dominion	58 55	34	A	UTEP	54 62				
135	H	Marshall	61 64	231	A	UTSA	52 54	74	A	Middle Tenn.	40 68				
54	H	Western Ky.	49 63	121	H	Samford	61 41	206	H	Troy	89 67				
196	A	North Texas	51 53												
238	A	Rice	64 55												
85	H	Charlotte	75 57												

Non-Div I Games:

UAB

■ Loss,
 ■ Non-Conf,
 ■ S Site,
 ■ H Home
 ■ A Away
 N Neutral

Average RPI Win:	244	WON-LOST	WINNING	LAST 10	STRENGTH OF	OPP. STRENGTH	TEAM	ADJ.	CONF.	ADJ CONF.
Average RPI Loss:	139	RECORD	PCT. RANK	GAMES	SCHEDULE	OF SCHEDULE	RPI	RPI	RPI	RPI
DIV. I ONLY	11- 9	144	6- 4	281	165	195	195	22	22	
DIV. I NON-CONF.	6- 6	160	1- 3	285	95	203	203	22	22	
TOTALS	RPI 1-25	RPI 26-50	W-L RECORDS	RPI 51-100	RPI 101-150	RPI 150+				
11- 9	0- 1	1- 1	OVERALL	0- 2	0- 2	10- 3				
4- 4	0- 1	0- 0	HOME	0- 0	0- 2	4- 1				
7- 3	0- 0	1- 0	AWAY	0- 2	0- 0	6- 1				
0- 2	0- 0	0- 1	NEUTRAL	0- 0	0- 0	0- 1				
6- 6	0- 1	1- 1	NON-CONFERENCE	0- 1	0- 1	5- 2				
1- 3	0- 1	0- 0	HOME	0- 0	0- 1	1- 1				
5- 1	0- 0	1- 0	AWAY	0- 1	0- 0	4- 0				
0- 2	0- 0	0- 1	NEUTRAL	0- 0	0- 0	0- 1				
5- 3	0- 0	0- 0	CONFERENCE	0- 1	0- 1	5- 1				
3- 1	0- 0	0- 0	HOME	0- 0	0- 1	3- 0				
2- 2	0- 0	0- 0	AWAY	0- 1	0- 0	2- 1				
0- 0	0- 0	0- 0	NEUTRAL	0- 0	0- 0	0- 0				

RPI 1-25				RPI 26-50				RPI 51-100				RPI 101+ Team's RPI: 195			
RPI	S	Opponent	Score	RPI	S	Opponent	Score	RPI	S	Opponent	Score	RPI	S	Opponent	Score
5	H	Stanford	45 74	42	A	St. Mary's (CA)	78 71	64	A	UC Riverside	73 80	142	H	Pacific	53 66
				45	N	Albany (NY)	70 80	71	A	Utah	58 88	148	H	Long Beach St.	62 75
												154	H	Hawaii	60 58
												193	A	Cal Poly	75 57
												211	H	Sacramento St.	77 92
												222	A	Utah Valley	59 55
												261	A	UC Santa Barbara	59 66
												261	H	UC Santa Barbara	80 51
												271	A	Portland	72 47
												275	A	San Diego St.	65 54
												283	A	CSUN	75 52
												304	N	Florida A&M	58 61
												318	A	Portland St.	82 70
												321	H	UC Irvine	74 61
												343	H	Air Force	66 40
LAST 12 Division I GAMES:															
				64	A	UC Riverside	73 80	154	H	Hawaii	60 58				
				261	H	UC Santa Barbara	80 51	283	A	CSUN	75 52				
				148	H	Long Beach St.	62 75	222	A	Utah Valley	59 55				
				193	A	Cal Poly	75 57	71	A	Utah	58 88				
				261	A	UC Santa Barbara	59 66	304	N	Florida A&M	58 61				
				321	H	UC Irvine	74 61	45	N	Albany (NY)	70 80				

Non-Div I Games: Cal St. Monterey Ba91 36

UC Davis

■ Loss,
 ■ Non-Conf,
 ■ S Site,
 ■ H Home
 ■ A Away
 N Neutral

Average RPI Win:	329	WON-LOST	WINNING	LAST 10	STRENGTH OF	OPP. STRENGTH	TEAM	ADJ.	CONF.	ADJ CONF.
Average RPI Loss:	162	RECORD	PCT. RANK	GAMES	SCHEDULE	OF SCHEDULE	RPI	RPI	RPI	RPI
DIV. I ONLY	3- 18	330	1- 9	271	160	321	321	22	22	
DIV. I NON-CONF.	2- 11	306	0- 4	292	77	322	322	22	22	
TOTALS	RPI 1-25	RPI 26-50	W-L RECORDS	RPI 51-100	RPI 101-150	RPI 150+				
3- 18	0- 1	0- 3	OVERALL	0- 1	0- 1	3- 12				
1- 7	0- 0	0- 1	HOME	0- 0	0- 1	1- 5				
2- 10	0- 0	0- 0	AWAY	0- 0	0- 0	2- 1				
0- 1	0- 0	0- 1	NEUTRAL	0- 0	0- 0	0- 0				
2- 11	0- 1	0- 3	NON-CONFERENCE	0- 0	0- 0	2- 7				
1- 3	0- 0	0- 1	HOME	0- 0	0- 0	1- 2				
1- 7	0- 1	0- 1	AWAY	0- 0	0- 0	1- 5				
0- 1	0- 0	0- 1	NEUTRAL	0- 0	0- 0	0- 0				
1- 7	0- 0	0- 0	CONFERENCE	0- 1	0- 1	1- 5				
0- 4	0- 0	0- 0	HOME	0- 0	0- 1	0- 3				
1- 3	0- 0	0- 0	AWAY	0- 1	0- 0	1- 2				
0- 0	0- 0	0- 0	NEUTRAL	0- 0	0- 0	0- 0				

RPI	S	Opponent	Score	RPI	S	Opponent	Score	RPI	S	Opponent	Score	RPI	S	Opponent	Score	Team's RPI: 321
8	A	UCLA	48 83	27	A	Southern California	56 75	64	A	UC Riverside	69 93	148	H	Long Beach St.	65 71	
				41	H	St. John's (NY)	63 85					154	A	Hawaii	35 59	
				50	N	Princeton	42 83					154	H	Hawaii	65 83	
												171	A	UNLV	52 72	
												193	H	Cal Poly	54 72	
												195	A	UC Davis	61 74	
												211	A	Sacramento St.	78 126	
												220	A	San Jose St.	58 79	
												226	H	Grand Canyon	53 58	
												248	A	Loyola Marymount	50 95	
												257	A	CSU Bakersfield	39 65	
												259	H	Northern Ariz.	55 71	
												283	H	CSUN	64 83	
												319	H	Nevada	68 64	
												328	A	Southern Utah	63 58	
												341	A	Cal St. Fullerton	62 58	
LAST 12 Division I GAMES:																
154	A	Hawaii	35 59	193	H	Cal Poly	54 72									
283	H	CSUN	64 83	64	A	UC Riverside	69 93									
341	A	Cal St. Fullerton	62 58	257	A	CSU Bakersfield	39 65									
154	H	Hawaii	65 83	27	A	Southern California	56 75									
148	H	Long Beach St.	65 71	211	A	Sacramento St.	78 126									
195	A	UC Davis	61 74	220	A	San Jose St.	58 79									

Non-Div I Games: San Diego Christian78 49

UC Irvine

■ Loss,
 ■ Non-Conf, S Site,
 ■ Home
 ■ Away
 N Neutral

UC Riverside

Through Games Of Feb. 4, 2016

Average RPI Win:	221	WON-LOST	WINNING	LAST 10	STRENGTH OF	OPP. STRENGTH	TEAM	ADJ.	CONF.	ADJ CONF.
Average RPI Loss:	47	RECORD	PCT. RANK	GAMES	SCHEDULE	OF SCHEDULE	RPI	RPI	RPI	RPI
DIV. I ONLY	14- 7	85	9- 1	99	145	64	64	22	22	
DIV. I NON-CONF.	7- 7	160	2- 3	73	63	92	92	22	22	
TOTALS	RPI 1-25	RPI 26-50	W-L RECORDS	RPI 51-100	RPI 101-150	RPI 150+				
14- 7	0- 3	0- 1	OVERALL	0- 2	2- 1	12- 0				
7- 1	0- 1	0- 0	HOME	0- 0	1- 0	6- 0				
6- 6	0- 2	0- 1	AWAY	0- 2	1- 1	5- 0				
1- 0	0- 0	0- 0	NEUTRAL	0- 0	0- 0	1- 0				
7- 7	0- 3	0- 1	NON-CONFERENCE	0- 2	1- 1	6- 0				
3- 1	0- 1	0- 0	HOME	0- 0	1- 0	2- 0				
3- 6	0- 2	0- 1	AWAY	0- 2	0- 1	3- 0				
1- 0	0- 0	0- 0	NEUTRAL	0- 0	0- 0	1- 0				
7- 0	0- 0	0- 0	CONFERENCE	0- 0	1- 0	6- 0				
4- 0	0- 0	0- 0	HOME	0- 0	0- 0	4- 0				
3- 0	0- 0	0- 0	AWAY	0- 0	1- 0	2- 0				
0- 0	0- 0	0- 0	NEUTRAL	0- 0	0- 0	0- 0				

RPI 1-25				RPI 26-50				RPI 51-100				Team's RPI: 64	RPI 101+			
RPI	S	Opponent	Score	RPI	S	Opponent	Score	RPI	S	Opponent	Score		RPI	S	Opponent	Score
7	A	Oregon St.	65 86	34	A	UTEP	57 68	63	A	California	58 64		118	A	San Francisco	76 88
8	H	UCLA	56 70					80	A	Oregon	81 95		140	H	Fresno St.	86 68
20	A	Washington	43 78										148	A	Long Beach St.	78 60
													154	A	Hawaii	77 74
													178	N	Southeast Mo. St.	85 67
													193	H	Cal Poly	93 83
													195	H	UC Davis	80 73
													226	A	Grand Canyon	85 67
													236	A	Seattle	92 70
													248	H	Loyola Marymount	80 62
													257	H	CSU Bakersfield	81 61
													261	A	UC Santa Barbara	83 53
													261	H	UC Santa Barbara	92 81
													275	A	San Diego St.	85 68
													321	H	UC Irvine	93 69
LAST 12 Division I GAMES:																
195	H	UC Davis	80 73	321	H	UC Irvine	93 69	226	A	Grand Canyon	85 67					
193	H	Cal Poly	93 83					8	H	UCLA	56 70					
261	H	UC Santa Barbara	92 81					236	A	Seattle	92 70					
154	A	Hawaii	77 74					20	A	Washington	43 78					
148	A	Long Beach St.	78 60					80	A	Oregon	81 95					
261	A	UC Santa Barbara	83 53													

Non-Div I Games:

UC Riverside

■ Loss,
■ Non-Conf,
■ S Site,
■ H Home
■ A Away
N Neutral

Average RPI Win:	271	WON-LOST	WINNING	LAST 10	STRENGTH OF	OPP. STRENGTH	TEAM	ADJ.	CONF.	ADJ CONF.
Average RPI Loss:	137	RECORD	PCT. RANK	GAMES	SCHEDULE	OF SCHEDULE	RPI	RPI	RPI	RPI
DIV. I ONLY	7- 14	257	6- 3	216	220	261	261	22	22	
DIV. I NON-CONF.	2- 11	306	1- 2	179	209	306	306	22	22	
TOTALS	RPI 1-25	RPI 26-50	W-L RECORDS	RPI 51-100	RPI 101-150	RPI 150+				
7- 14	0- 0	0- 0	OVERALL	0- 6	0- 3	7- 5				
5- 4	0- 0	0- 0	HOME	0- 2	0- 0	5- 2				
2- 10	0- 0	0- 0	AWAY	0- 4	0- 3	2- 3				
0- 0	0- 0	0- 0	NEUTRAL	0- 0	0- 0	0- 0				
2- 11	0- 0	0- 0	NON-CONFERENCE	0- 4	0- 3	2- 4				
2- 3	0- 0	0- 0	HOME	0- 1	0- 0	2- 2				
0- 8	0- 0	0- 0	AWAY	0- 3	0- 3	0- 2				
0- 0	0- 0	0- 0	NEUTRAL	0- 0	0- 0	0- 0				
5- 3	0- 0	0- 0	CONFERENCE	0- 2	0- 0	5- 1				
3- 1	0- 0	0- 0	HOME	0- 1	0- 0	3- 0				
2- 2	0- 0	0- 0	AWAY	0- 1	0- 0	2- 1				
0- 0	0- 0	0- 0	NEUTRAL	0- 0	0- 0	0- 0				

RPI 1-25				RPI 26-50				RPI 51-100				RPI 101+ Team's RPI: 261					
RPI	S	Opponent	Score	RPI	S	Opponent	Score	RPI	S	Opponent	Score	RPI	S	Opponent	Score		
								55	A	Washington St.	44	61	114	A	LSU	50	68
								64	A	UC Riverside	81	92	129	A	La.-Lafayette	42	61
								64	H	UC Riverside	53	83	130	A	Idaho	42	64
								66	A	Santa Clara	48	66	193	H	Cal Poly	78	67
								66	H	Santa Clara	37	48	195	A	UC Davis	51	80
								80	A	Oregon	51	79	195	H	UC Davis	66	59
													198	H	UTRGV	60	62
													246	A	Wyoming	67	76
													248	H	Loyola Marymount	63	70
													257	H	CSU Bakersfield	61	60
													265	A	Pepperdine	69	71
													283	A	CSUN	65	49
													288	H	Morehead St.	93	78
													341	A	Cal St. Fullerton	65	47
													341	H	Cal St. Fullerton	79	49
LAST 12 Division I GAMES:																	
				341	H	Cal St. Fullerton	79	49					64	H	UC Riverside	53	83
				195	A	UC Davis	51	80					193	H	Cal Poly	78	67
				64	A	UC Riverside	81	92					288	H	Morehead St.	93	78
				195	H	UC Davis	66	59					66	A	Santa Clara	48	66
				283	A	CSUN	65	49					129	A	La.-Lafayette	42	61
				341	A	Cal St. Fullerton	65	47					114	A	LSU	50	68

Non-Div I Games: La Verne 89 41

UC Santa Barbara

Loss, Non-Conf, S Site, H Home A Away N Neutral

Average RPI Win:	244	WON-LOST	WINNING	LAST 10	STRENGTH OF	OPP. STRENGTH	TEAM	ADJ.	CONF.	ADJ CONF.
Average RPI Loss:	113	RECORD	PCT. RANK	GAMES	SCHEDULE	OF SCHEDULE	RPI	RPI	RPI	RPI
DIV. I ONLY	5- 17	300	2- 8	122	92	251	251	8	8	
DIV. I NON-CONF.	3- 8	258	0- 1	158	167	253	253	7	7	
TOTALS	RPI 1-25	RPI 26-50	W-L RECORDS	RPI 51-100	RPI 101-150	RPI 150+				
5- 17	0- 3	0- 3	OVERALL	0- 2	0- 3	5- 6				
3- 8	0- 1	0- 2	HOME	0- 1	0- 1	3- 3				
2- 8	0- 1	0- 1	AWAY	0- 1	0- 2	2- 3				
0- 1	0- 1	0- 0	NEUTRAL	0- 0	0- 0	0- 0				
3- 8	0- 2	0- 1	NON-CONFERENCE	0- 0	0- 2	3- 3				
2- 4	0- 1	0- 1	HOME	0- 0	0- 1	2- 1				
1- 3	0- 0	0- 0	AWAY	0- 0	0- 1	1- 2				
0- 1	0- 1	0- 0	NEUTRAL	0- 0	0- 0	0- 0				
2- 9	0- 1	0- 2	CONFERENCE	0- 2	0- 1	2- 3				
1- 4	0- 0	0- 1	HOME	0- 1	0- 0	1- 2				
1- 5	0- 1	0- 1	AWAY	0- 1	0- 1	1- 1				
0- 0	0- 0	0- 0	NEUTRAL	0- 0	0- 0	0- 0				

RPI 1-25				RPI 26-50				RPI 51-100				RPI 101+ Team's RPI: 251			
RPI	S	Opponent	Score	RPI	S	Opponent	Score	RPI	S	Opponent	Score	RPI	S	Opponent	Score
4	A	UConn	51 106	40	A	South Fla.	63 108	72	H	Temple	63 71	108	A	Akron	54 74
15	H	Oklahoma St.	55 74	40	H	South Fla.	49 88	82	A	Tulane	54 75	124	A	Memphis	59 75
22	N	Florida	79 93	41	H	St. John's (NY)	42 70					125	H	Buffalo	60 66
												172	H	Butler	63 71
												175	H	East Carolina	56 71
												188	H	Tulsa	75 74
												197	A	Stetson	68 83
												207	A	Cincinnati	80 60
												207	H	Cincinnati	50 68
												210	A	South Ala.	77 36
												240	A	Houston	55 64
												262	A	Omaha	60 75
												304	H	Florida A&M	93 55
												310	H	FIU	89 72
LAST 12 Division I GAMES:															
240	A	Houston	55 64	72	H	Temple	63 71								
188	H	Tulsa	75 74	82	A	Tulane	54 75								
124	A	Memphis	59 75	175	H	East Carolina	56 71								
40	H	South Fla.	49 88	40	A	South Fla.	63 108								
4	A	UConn	51 106	207	H	Cincinnati	50 68								
207	A	Cincinnati	80 60	22	N	Florida	79 93								

Non-Div I Games:

UCF

■ Loss,
■ Non-Conf,
■ S Site,
■ H Home
■ A Away
N Neutral

Average RPI Win:	105	WON-LOST	WINNING	LAST 10	STRENGTH OF	OPP. STRENGTH	TEAM	ADJ.	CONF.	ADJ CONF.
Average RPI Loss:	23	RECORD	PCT. RANK	GAMES	SCHEDULE	OF SCHEDULE	RPI	RPI	RPI	RPI
DIV. I ONLY	16- 5	45	8- 2	8	2	8	8	1	1	
DIV. I NON-CONF.	8- 2	51	1- 0	21	24	17	17	1	1	
TOTALS	RPI 1-25	RPI 26-50	W-L RECORDS	RPI 51-100	RPI 101-150	RPI 150+				
16- 5	2- 3	2- 1	OVERALL	7- 1	0- 0	5- 0				
9- 1	2- 1	2- 0	HOME	3- 0	0- 0	2- 0				
6- 3	0- 0	0- 0	AWAY	4- 0	0- 0	2- 0				
1- 1	0- 1	0- 0	NEUTRAL	0- 0	0- 0	1- 0				
8- 2	0- 2	1- 0	NON-CONFERENCE	3- 0	0- 0	4- 0				
4- 1	0- 1	1- 0	HOME	1- 0	0- 0	2- 0				
3- 0	0- 0	0- 0	AWAY	2- 0	0- 0	1- 0				
1- 1	0- 1	0- 0	NEUTRAL	0- 0	0- 0	1- 0				
8- 3	2- 1	1- 1	CONFERENCE	4- 1	0- 0	1- 0				
5- 0	2- 0	1- 0	HOME	2- 0	0- 0	0- 0				
3- 3	0- 1	0- 1	AWAY	2- 1	0- 0	1- 0				
0- 0	0- 0	0- 0	NEUTRAL	0- 0	0- 0	0- 0				

RPI 1-25				RPI 26-50				RPI 51-100				RPI 101+			
RPI	S	Opponent	Score	RPI	S	Opponent	Score	RPI	S	Opponent	Score	RPI	S	Opponent	Score
1	N	Notre Dame	84 92	27	A	Southern California	68 71	55	A	Washington St.	75 73	166	N	Louisiana Tech	68 57
2	H	South Carolina	65 68	27	H	Southern California	78 73	63	A	California	104 108	168	A	Colorado	82 64
5	H	Stanford	56 36	41	H	St. John's (NY)	73 58	63	H	California	75 56	211	A	Sacramento St.	109 76
7	H	Oregon St.	71 51					64	A	UC Riverside	70 56	257	H	CSU Bakersfield	82 68
20	A	Washington	56 64					65	H	James Madison	90 61	321	H	UC Irvine	83 48
								71	A	Utah	69 63				
								73	A	Michigan	86 77				
								80	H	Oregon	80 69				
LAST 12 Division I GAMES:															
				71	A	Utah	69 63	27	A	Southern California	68 71				
				168	A	Colorado	82 64	7	H	Oregon St.	71 51				
				5	H	Stanford	56 36	80	H	Oregon	80 69				
				63	H	California	75 56	27	H	Southern California	78 73				
				55	A	Washington St.	75 73	64	A	UC Riverside	70 56				
				20	A	Washington	56 64	63	A	California	104 108				

Non-Div I Games:

UCLA

■ Loss,
■ Non-Conf,
■ S Site,
■ Home
■ A Away
N Neutral

Average RPI Win:	110	WON-LOST	WINNING	LAST 10	STRENGTH OF	OPP. STRENGTH	TEAM	ADJ.	CONF.	ADJ CONF.
Average RPI Loss:	0	RECORD	PCT. RANK	GAMES	SCHEDULE	OF SCHEDULE	RPI	RPI	RPI	RPI
DIV. I ONLY	21- 0	1	10- 0	32	18	4	4	8	8	
DIV. I NON-CONF.	10- 0	1	1- 0	1	2	1	1	7	7	
TOTALS	RPI 1-25		RPI 26-50	W-L RECORDS	RPI 51-100	RPI 101-150		RPI 150+		
21- 0	4- 0		3- 0	OVERALL	4- 0	4- 0		6- 0		
8- 0	1- 0		1- 0	HOME	2- 0	2- 0		2- 0		
11- 0	1- 0		2- 0	AWAY	2- 0	2- 0		4- 0		
2- 0	2- 0		0- 0	NEUTRAL	0- 0	0- 0		0- 0		
10- 0	4- 0		2- 0	NON-CONFERENCE	2- 0	1- 0		1- 0		
4- 0	1- 0		1- 0	HOME	1- 0	1- 0		0- 0		
4- 0	1- 0		1- 0	AWAY	1- 0	0- 0		1- 0		
2- 0	2- 0		0- 0	NEUTRAL	0- 0	0- 0		0- 0		
11- 0	0- 0		1- 0	CONFERENCE	2- 0	3- 0		5- 0		
4- 0	0- 0		0- 0	HOME	1- 0	1- 0		2- 0		
7- 0	0- 0		1- 0	AWAY	1- 0	2- 0		3- 0		
0- 0	0- 0		0- 0	NEUTRAL	0- 0	0- 0		0- 0		

RPI 1-25				RPI 26-50				RPI 51-100				RPI 101+			
RPI	S	Opponent	Score	RPI	S	Opponent	Score	RPI	S	Opponent	Score	RPI	S	Opponent	Score
1	H	Notre Dame	91 81	26	A	DePaul	86 70	56	A	Chattanooga	79 31	114	H	LSU	86 40
6	A	Ohio St.	100 56	40	A	South Fla.	75 59	67	H	Nebraska	88 46	124	A	Memphis	86 46
11	N	Florida St.	73 49	49	H	Kansas St.	97 57	72	H	Temple	104 49	124	H	Memphis	83 40
14	N	Maryland	83 73					82	A	Tulane	96 38	149	A	SMU	90 37
												188	A	Tulsa	94 30
												188	H	Tulsa	95 35
												207	A	Cincinnati	107 45
												240	A	Houston	76 37
												251	H	UCF	106 51
												299	A	Colgate	94 50
LAST 12 Division I GAMES:															
				82	A	Tulane	96 38	124	A	Memphis	86 46				
				124	H	Memphis	83 40	40	A	South Fla.	75 59				
				188	A	Tulsa	94 30	240	A	Houston	76 37				
				149	A	SMU	90 37	188	H	Tulsa	95 35				
				251	H	UCF	106 51	207	A	Cincinnati	107 45				
				72	H	Temple	104 49	14	N	Maryland	83 73				

Non-Div I Games:

UConn

■ Loss,
 ■ Non-Conf, S Site,
 ■ Home
 ■ Away
 N Neutral

Average RPI Win:	257	WON-LOST	WINNING	LAST 10	STRENGTH OF	OPP. STRENGTH	TEAM	ADJ.	CONF.	ADJ CONF.
Average RPI Loss:	129	RECORD	PCT. RANK	GAMES	SCHEDULE	OF SCHEDULE	RPI	RPI	RPI	RPI
DIV. I ONLY	13- 9	123	5- 5	276	200	185	185	15	15	
DIV. I NON-CONF.	9- 4	96	2- 1	321	206	183	183	18	18	
TOTALS	RPI 1-25	RPI 26-50	W-L RECORDS	RPI 51-100	RPI 101-150	RPI 150+				
13- 9	0- 0	0- 3	OVERALL	0- 2	1- 1	12- 3				
6- 4	0- 0	0- 2	HOME	0- 0	1- 1	5- 1				
6- 5	0- 0	0- 1	AWAY	0- 2	0- 0	6- 2				
1- 0	0- 0	0- 0	NEUTRAL	0- 0	0- 0	1- 0				
9- 4	0- 0	0- 1	NON-CONFERENCE	0- 1	1- 0	8- 2				
4- 2	0- 0	0- 1	HOME	0- 0	1- 0	3- 1				
4- 2	0- 0	0- 0	AWAY	0- 1	0- 0	4- 1				
1- 0	0- 0	0- 0	NEUTRAL	0- 0	0- 0	1- 0				
4- 5	0- 0	0- 2	CONFERENCE	0- 1	0- 1	4- 1				
2- 2	0- 0	0- 1	HOME	0- 0	0- 1	2- 0				
2- 3	0- 0	0- 1	AWAY	0- 1	0- 0	2- 1				
0- 0	0- 0	0- 0	NEUTRAL	0- 0	0- 0	0- 0				

RPI 1-25				RPI 26-50				RPI 51-100				RPI 101+				Team's RPI: 185	
RPI	S	Opponent	Score	RPI	S	Opponent	Score	RPI	S	Opponent	Score	RPI	S	Opponent	Score		
				43	H	Penn	46 81	88	A	Saint Joseph's	45 104	103	H	Bucknell	65 52		
				45	A	Albany (NY)	39 63	93	A	Maine	55 65	110	H	Stony Brook	60 69		
				45	H	Albany (NY)	42 77					214	H	Binghamton	62 51		
												218	A	Hartford	57 65		
												232	A	Coppin St.	68 61		
												233	H	Columbia	68 70		
												243	A	Morgan St.	65 46		
												253	H	American	47 46		
												263	A	Loyola Maryland	52 46		
												266	A	New Hampshire	65 55		
												276	H	Vermont	85 48		
												280	H	La Salle	60 29		
												284	A	Towson	51 61		
												295	A	UMES	55 52		
												298	H	Rider	58 53		
												298	N	Rider	67 58		
												323	A	UMass Lowell	68 44		
LAST 12 Division I GAMES:																	
				45	A	Albany (NY)	39 63	93	A	Maine	55 65						
				266	A	New Hampshire	65 55	45	H	Albany (NY)	42 77						
				214	H	Binghamton	62 51	276	H	Vermont	85 48						
				218	A	Hartford	57 65	298	N	Rider	67 58						
				323	A	UMass Lowell	68 44	88	A	Saint Joseph's	45 104						
				110	H	Stony Brook	60 69	263	A	Loyola Maryland	52 46						

Non-Div I Games:

UMBC

■ Loss,
■ Non-Conf,
■ S Site,
■ H Home
■ A Away
N Neutral

UMES				STRENGTH OF SCHEDULE	OPP. STRENGTH OF SCHEDULE	TEAM RPI	ADJ. RPI	CONF. RPI	ADJ CONF. RPI
Average RPI Win:	280	WON-LOST RECORD	WINNING PCT. RANK						
Average RPI Loss:	190		LAST 10 GAMES						
DIV. I ONLY	5- 14	284	3- 7	249	320	295	295	30	30
DIV. I NON-CONF.	1- 10	330	0- 6	93	267	291	291	30	30

TOTALS	RPI 1-25	RPI 26-50	W-L RECORDS	RPI 51-100	RPI 101-150	RPI 150+			
5- 14	0- 2	0- 0	OVERALL	0- 1	0- 2	5- 9			
3- 6	0- 1	0- 0	HOME	0- 0	0- 1	3- 4			
2- 8	0- 1	0- 0	AWAY	0- 1	0- 1	2- 5			
0- 0	0- 0	0- 0	NEUTRAL	0- 0	0- 0	0- 0			
1- 10	0- 2	0- 0	NON-CONFERENCE	0- 1	0- 2	1- 5			
1- 5	0- 1	0- 0	HOME	0- 0	0- 1	1- 3			
0- 5	0- 1	0- 0	AWAY	0- 1	0- 1	0- 2			
0- 0	0- 0	0- 0	NEUTRAL	0- 0	0- 0	0- 0			
4- 4	0- 0	0- 0	CONFERENCE	0- 0	0- 0	4- 4			
2- 1	0- 0	0- 0	HOME	0- 0	0- 0	2- 1			
2- 3	0- 0	0- 0	AWAY	0- 0	0- 0	2- 3			
0- 0	0- 0	0- 0	NEUTRAL	0- 0	0- 0	0- 0			

RPI 1-25				RPI 26-50				RPI 51-100				RPI 101+ Team's RPI: 295			
RPI	S	Opponent	Score	RPI	S	Opponent	Score	RPI	S	Opponent	Score	RPI	S	Opponent	Score
14	H	Maryland	30 106					96	A	VCU	39 63	101	H	Georgetown	60 71
25	A	Duquesne	59 95									133	A	Xavier	56 61
												165	H	Old Dominion	52 69
												185	H	UMBC	52 55
												199	A	Northeastern	49 60
												230	H	USC Upstate	78 59
												232	A	Coppin St.	54 61
												243	H	Morgan St.	69 77
												258	H	Bethune-Cookman	76 71
												278	A	N.C. A&T	56 50
												287	A	UNCG	51 71
												294	A	Savannah St.	42 60
												312	A	South Carolina St.	63 56
												320	H	Howard	62 59
												339	H	Mt. St. Mary's	50 57
												348	A	N.C. Central	46 49
LAST 12 Division I GAMES:															
320	H	Howard	62 59	287	A	UNCG	51 71								
232	A	Coppin St.	54 61	165	H	Old Dominion	52 69								
258	H	Bethune-Cookman	76 71	14	H	Maryland	30 106								
312	A	South Carolina St.	63 56	185	H	UMBC	52 55								
294	A	Savannah St.	42 60	96	A	VCU	39 63								
243	H	Morgan St.	69 77	25	A	Duquesne	59 95								

Non-Div I Games: Cheyney 76 46

UMES

■ Loss,
 ■ Non-Conf,
 ■ S Site,
 ■ H Home
 ■ A Away
 N Neutral

Average RPI Win:	245	WON-LOST	WINNING	LAST 10	STRENGTH OF	OPP. STRENGTH	TEAM	ADJ.	CONF.	ADJ CONF.
Average RPI Loss:	216	RECORD	PCT. RANK	GAMES	SCHEDULE	OF SCHEDULE	RPI	RPI	RPI	RPI
DIV. I ONLY	5- 14	284	3- 7	327	246	308	308	25	25	
DIV. I NON-CONF.	3- 8	258	1- 2	318	251	308	308	25	25	
TOTALS	RPI 1-25	RPI 26-50	W-L RECORDS	RPI 51-100	RPI 101-150	RPI 150+				
5- 14	0- 0	0- 0	OVERALL	0- 1	0- 2	5- 11				
1- 6	0- 0	0- 0	HOME	0- 0	0- 2	1- 4				
4- 8	0- 0	0- 0	AWAY	0- 1	0- 0	4- 7				
0- 0	0- 0	0- 0	NEUTRAL	0- 0	0- 0	0- 0				
3- 8	0- 0	0- 0	NON-CONFERENCE	0- 1	0- 1	3- 6				
1- 3	0- 0	0- 0	HOME	0- 0	0- 1	1- 2				
2- 5	0- 0	0- 0	AWAY	0- 1	0- 0	2- 4				
0- 0	0- 0	0- 0	NEUTRAL	0- 0	0- 0	0- 0				
2- 6	0- 0	0- 0	CONFERENCE	0- 0	0- 1	2- 5				
0- 3	0- 0	0- 0	HOME	0- 0	0- 1	0- 2				
2- 3	0- 0	0- 0	AWAY	0- 0	0- 0	2- 3				
0- 0	0- 0	0- 0	NEUTRAL	0- 0	0- 0	0- 0				

RPI 1-25				RPI 26-50				RPI 51-100				RPI 101+				Team's RPI: 308	
RPI	S	Opponent	Score	RPI	S	Opponent	Score	RPI	S	Opponent	Score	RPI	S	Opponent	Score		
								79	A	Northwestern	38	80	102	H	New Mexico St.	62	68
													144	H	SIUE	58	63
													178	A	Southeast Mo. St.	65	78
													189	A	Milwaukee	48	70
													198	H	UTRGV	53	62
													201	A	Kansas	47	44
													222	A	Utah Valley	71	79
													226	A	Grand Canyon	63	57
													236	A	Seattle	63	69
													241	H	Indiana St.	47	77
													243	A	Morgan St.	59	50
													257	A	CSU Bakersfield	56	40
													257	H	CSU Bakersfield	68	78
													262	A	Omaha	42	57
													284	A	Towson	47	70
													300	H	Denver	68	58
													302	H	North Florida	55	62
													336	A	Chicago St.	72	77
LAST 12 Division I GAMES:																	
				257	H	CSU Bakersfield	68	78		257	A	CSU Bakersfield	56	40			
				336	A	Chicago St.	72	77		236	A	Seattle	63	69			
				226	A	Grand Canyon	63	57		243	A	Morgan St.	59	50			
				222	A	Utah Valley	71	79		284	A	Towson	47	70			
				198	H	UTRGV	53	62		79	A	Northwestern	38	80			
				102	H	New Mexico St.	62	68		300	H	Denver	68	58			

Non-Div I Games: Stephens College 76 46 Bethany (KS) 64 51

UMKC

Loss, Non-Conf, S Site, H Home A Away N Neutral

Average RPI Win:	311	WON-LOST	WINNING	LAST 10	STRENGTH OF	OPP. STRENGTH	TEAM	ADJ.	CONF.	ADJ CONF.
Average RPI Loss:	179	RECORD	PCT. RANK	GAMES	SCHEDULE	OF SCHEDULE	RPI	RPI	RPI	RPI
DIV. I ONLY	3- 18	330	0- 10	211	259	323	323	15	15	
DIV. I NON-CONF.	3- 9	272	1- 2	248	307	284	284	18	18	
TOTALS	RPI 1-25	RPI 26-50	W-L RECORDS	RPI 51-100	RPI 101-150	RPI 150+				
3- 18	0- 1	0- 2	OVERALL	0- 2	0- 1	3- 12				
2- 8	0- 0	0- 1	HOME	0- 0	0- 1	2- 6				
1- 10	0- 0	0- 0	AWAY	0- 0	0- 0	1- 0				
0- 0	0- 0	0- 0	NEUTRAL	0- 0	0- 0	0- 0				
3- 9	0- 1	0- 1	NON-CONFERENCE	0- 1	0- 0	3- 6				
2- 2	0- 0	0- 0	HOME	0- 0	0- 0	2- 2				
1- 7	0- 1	0- 1	AWAY	0- 1	0- 0	1- 4				
0- 0	0- 0	0- 0	NEUTRAL	0- 0	0- 0	0- 0				
0- 9	0- 0	0- 1	CONFERENCE	0- 1	0- 1	0- 6				
0- 6	0- 0	0- 1	HOME	0- 0	0- 1	0- 4				
0- 3	0- 0	0- 0	AWAY	0- 1	0- 0	0- 2				
0- 0	0- 0	0- 0	NEUTRAL	0- 0	0- 0	0- 0				

RPI 1-25				RPI 26-50				RPI 51-100				RPI 101+ Team's RPI: 323			
RPI	S	Opponent	Score	RPI	S	Opponent	Score	RPI	S	Opponent	Score	RPI	S	Opponent	Score
14	A	Maryland	53 102	44	A	Miami (FL)	53 84	90	A	Boston College	55 66	110	H	Stony Brook	50 64
				45	H	Albany (NY)	55 85	93	A	Maine	44 74	185	H	UMBC	44 68
												192	A	Rhode Island	64 72
												208	H	Bryant	64 83
												214	H	Binghamton	70 75
												218	A	Hartford	59 72
												218	H	Hartford	70 75
												224	A	Massachusetts	58 84
												233	H	Columbia	57 67
												266	A	New Hampshire	61 65
												272	H	Holy Cross	75 67
												276	H	Vermont	51 59
												285	A	Central Conn. St.	53 64
												310	A	FIU	68 71
												314	A	Fairleigh Dickinson	78 67
												346	H	Boston U.	70 57
LAST 12 Division I GAMES:															
218	H	Hartford	70 75	93	A	Maine	44 74								
45	H	Albany (NY)	55 85	110	H	Stony Brook	50 64								
214	H	Binghamton	70 75	218	A	Hartford	59 72								
266	A	New Hampshire	61 65	224	A	Massachusetts	58 84								
276	H	Vermont	51 59	90	A	Boston College	55 66								
185	H	UMBC	44 68	314	A	Fairleigh Dickinson	78 67								

Non-Div I Games:

UMass Lowell

Coke RENO-VILLE				Through Games Of Feb. 17, 1918						
Average RPI Win:	269	WON-LOST	WINNING	LAST 10	STRENGTH OF	OPP. STRENGTH	TEAM	ADJ.	CONF.	ADJ CONF.
Average RPI Loss:	179	RECORD	PCT. RANK	GAMES	SCHEDULE	OF SCHEDULE	RPI	RPI	RPI	RPI
DIV. I ONLY	15- 4	37	8- 2	335	300	143	143	26	26	
DIV. I NON-CONF.	5- 2	86	1- 1	339	292	186	186	28	28	

TOTALS	RPI 1-25	RPI 26-50		W-L RECORDS		RPI 51-100	RPI 101-150	RPI 150+		
15- 4	0- 0	0- 0		OVERALL		0- 0	0- 1	15- 3		
6- 1	0- 0	0- 0		HOME		0- 0	0- 0	6- 1		
9- 3	0- 0	0- 0		AWAY		0- 0	0- 0	9- 0		
0- 0	0- 0	0- 0		NEUTRAL		0- 0	0- 0	0- 0		
5- 2	0- 0	0- 0		NON-CONFERENCE		0- 0	0- 0	5- 2		
3- 0	0- 0	0- 0		HOME		0- 0	0- 0	3- 0		
2- 2	0- 0	0- 0		AWAY		0- 0	0- 0	2- 2		
0- 0	0- 0	0- 0		NEUTRAL		0- 0	0- 0	0- 0		
10- 2	0- 0	0- 0		CONFERENCE		0- 0	0- 1	10- 1		
3- 1	0- 0	0- 0		HOME		0- 0	0- 0	3- 1		
7- 1	0- 0	0- 0		AWAY		0- 0	0- 1	7- 0		
0- 0	0- 0	0- 0		NEUTRAL		0- 0	0- 0	0- 0		

RPI 1-25				RPI 26-50				RPI 51-100				RPI 101+				Team's RPI: 143	
RPI	S	Opponent	Score	RPI	S	Opponent	Score	RPI	S	Opponent	Score	RPI	S	Opponent	Score		
												107	A	Liberty	53	71	
												153	A	ETSU	68	74	
												203	A	Presbyterian	72	63	
												203	H	Presbyterian	68	59	
												215	H	Gardner-Webb	56	58	
												221	H	Furman	84	71	
												227	A	Radford	54	46	
												230	H	USC Upstate	68	59	
												239	A	High Point	82	81	
												242	A	Clemson	49	67	
												282	A	Campbell	72	58	
												287	H	UNCG	95	52	
												293	A	Charleston So.	58	50	
												296	A	Western Caro.	67	45	
												303	H	Longwood	81	42	
												309	A	Coastal Caro.	63	52	
												311	A	Wofford	70	63	
												313	A	Winthrop	67	59	
												313	H	Winthrop	63	55	
LAST 12 Division I GAMES:																	
				313	A	Winthrop	67 59	293	A	Charleston So.	58 50						
				227	A	Radford	54 46	107	A	Liberty	53 71						
				203	H	Presbyterian	68 59	282	A	Campbell	72 58						
				239	A	High Point	82 81	313	H	Winthrop	63 55						
				215	H	Gardner-Webb	56 58	242	A	Clemson	49 67						
				303	H	Longwood	81 42	221	H	Furman	84 71						

Non-Div I Games:	Montreat	89	41	Warren Wilson	108	47
------------------	----------	----	----	---------------	-----	----

UNC Asheville

Loss, Non-Conf, S Site, H Home A Away N Neutral

Average RPI Win:	305	WON-LOST	WINNING	LAST 10	STRENGTH OF	OPP. STRENGTH	TEAM	ADJ.	CONF.	ADJ CONF.
Average RPI Loss:	168	RECORD	PCT. RANK	GAMES	SCHEDULE	OF SCHEDULE	RPI	RPI	RPI	RPI
DIV. I ONLY	6- 14	273	2- 8	256	289	287	287	17	17	
DIV. I NON-CONF.	6- 6	160	3- 1	272	338	216	216	16	16	
TOTALS	RPI 1-25	RPI 26-50	W-L RECORDS	RPI 51-100	RPI 101-150	RPI 150+				
6- 14	0- 1	0- 0	OVERALL	0- 2	0- 4	6- 7				
4- 5	0- 0	0- 0	HOME	0- 0	0- 2	4- 3				
1- 9	0- 1	0- 0	AWAY	0- 2	0- 2	1- 4				
1- 0	0- 0	0- 0	NEUTRAL	0- 0	0- 0	1- 0				
6- 6	0- 1	0- 0	NON-CONFERENCE	0- 1	0- 1	6- 3				
4- 1	0- 0	0- 0	HOME	0- 0	0- 0	4- 1				
1- 5	0- 1	0- 0	AWAY	0- 1	0- 1	1- 2				
1- 0	0- 0	0- 0	NEUTRAL	0- 0	0- 0	1- 0				
0- 8	0- 0	0- 0	CONFERENCE	0- 1	0- 3	0- 4				
0- 4	0- 0	0- 0	HOME	0- 0	0- 2	0- 2				
0- 4	0- 0	0- 0	AWAY	0- 1	0- 1	0- 2				
0- 0	0- 0	0- 0	NEUTRAL	0- 0	0- 0	0- 0				

RPI 1-25				RPI 26-50				RPI 51-100				RPI 101+ Team's RPI: 287			
RPI	S	Opponent	Score	RPI	S	Opponent	Score	RPI	S	Opponent	Score	RPI	S	Opponent	Score
2	A	South Carolina	44 92					56	A	Chattanooga	61 72	121	A	Samford	49 80
								82	A	Tulane	53 74	121	H	Samford	52 57
												128	H	Mercer	78 86
												143	A	UNC Asheville	52 95
												153	A	ETSU	73 89
												215	A	Gardner-Webb	57 59
												221	H	Furman	59 75
												230	A	USC Upstate	61 84
												239	H	High Point	82 72
												277	H	Tennessee Tech	64 73
												295	H	UMES	71 51
												296	A	Western Caro.	72 84
												303	H	Longwood	81 60
												307	N	Cleveland St.	55 51
												311	H	Wofford	56 58
												340	A	New Orleans	81 79
												348	H	N.C. Central	103 56
LAST 12 Division I GAMES:															
121	A	Samford	49 80	121	H	Samford	52 57								
296	A	Western Caro.	72 84	128	H	Mercer	78 86								
221	H	Furman	59 75	348	H	N.C. Central	103 56								
311	H	Wofford	56 58	295	H	UMES	71 51								
56	A	Chattanooga	61 72	307	N	Cleveland St.	55 51								
153	A	ETSU	73 89	82	A	Tulane	53 74								

Non-Div I Games: Barton 82 55 Pfeiffer 71 52 Francis Marion 63 66

UNCG

Loss, Non-Conf, S Site, H Home A Away N Neutral

Average RPI Win: 277	WON-LOST	WINNING	LAST 10	STRENGTH OF	OPP. STRENGTH	TEAM	ADJ.	CONF.	ADJ CONF.
Average RPI Loss: 117	RECORD	PCT. RANK	GAMES	SCHEDULE	OF SCHEDULE	RPI	RPI	RPI	RPI
DIV. I ONLY	5- 14	284	2- 8	147	188	252	252	13	13
DIV. I NON-CONF.	3- 7	248	1- 2	176	202	239	239	12	12
<hr/>									
TOTALS	RPI 1-25	RPI 26-50	W-L RECORDS	RPI 51-100	RPI 101-150	RPI 150+			
5- 14	0- 0	0- 2	OVERALL	0- 6	0- 0	5- 6			
2- 7	0- 0	0- 1	HOME	0- 3	0- 0	2- 3			
3- 7	0- 0	0- 1	AWAY	0- 3	0- 0	3- 3			
0- 0	0- 0	0- 0	NEUTRAL	0- 0	0- 0	0- 0			
3- 7	0- 0	0- 2	NON-CONFERENCE	0- 2	0- 0	3- 3			
1- 4	0- 0	0- 1	HOME	0- 1	0- 0	1- 2			
2- 3	0- 0	0- 1	AWAY	0- 1	0- 0	2- 1			
0- 0	0- 0	0- 0	NEUTRAL	0- 0	0- 0	0- 0			
2- 7	0- 0	0- 0	CONFERENCE	0- 4	0- 0	2- 3			
1- 3	0- 0	0- 0	HOME	0- 2	0- 0	1- 1			
1- 4	0- 0	0- 0	AWAY	0- 2	0- 0	1- 2			
0- 0	0- 0	0- 0	NEUTRAL	0- 0	0- 0	0- 0			

RPI 1-25			RPI 26-50			RPI 51-100			RPI 101+ Team's RPI: 252		
RPI	S	Opponent	Score	RPI	S	Opponent	Score	RPI	S	Opponent	Score
				32	H	Ohio	59 75	56	H	Chattanooga	33 61
				38	A	Duke	56 78	65	A	James Madison	40 60
								68	H	Hofstra	64 68
								83	A	Elon	53 70
								83	H	Elon	60 67
								96	A	VCU	45 58
								162	H	Col. of Charleston	53 64
								164	H	Jacksonville	51 49
								170	H	Davidson	50 77
								191	A	William & Mary	65 77
								194	A	Delaware	59 67
								197	H	Stetson	49 52
								204	A	Richmond	53 63
								284	A	Towson	52 49
								284	H	Towson	53 51
								302	A	North Florida	63 47
								349	A	Norfolk St.	61 57
LAST 12 Division I GAMES:											
				65	A	James Madison	40 60	284	A	Towson	52 49
				284	H	Towson	53 51	194	A	Delaware	59 67
				83	A	Elon	53 70	83	H	Elon	60 67
				191	A	William & Mary	65 77	38	A	Duke	56 78
				162	H	Col. of Charleston	53 64	302	A	North Florida	63 47
				68	H	Hofstra	64 68	56	H	Chattanooga	33 61

Non-Div I Games: UNC Pembroke 68 43

UNCW

■ Loss,
 ■ Non-Conf,
 ■ S Site,
 ■ H Home
 ■ A Away
 N Neutral

UNI				Through Games Of Feb. 4, 2016						
Average RPI Win:	192	WON-LOST	WINNING	LAST 10	STRENGTH OF	OPP. STRENGTH	TEAM	ADJ.	CONF.	ADJ CONF.
Average RPI Loss:	97	RECORD	PCT. RANK	GAMES	SCHEDULE	OF SCHEDULE	RPI	RPI	RPI	RPI
DIV. I ONLY	11- 8	127	7- 3	135	105	112	112	21	21	
DIV. I NON-CONF.	4- 6	201	2- 1	31	15	131	131	17	17	
TOTALS	RPI 1-25	RPI 26-50	W-L RECORDS	RPI 51-100	RPI 101-150	RPI 150+				
11- 8	0- 1	0- 1	OVERALL	3- 2	2- 2	6- 2				
5- 3	0- 0	0- 1	HOME	1- 1	0- 1	4- 0				
4- 4	0- 0	0- 0	AWAY	1- 1	1- 1	2- 2				
2- 1	0- 1	0- 0	NEUTRAL	1- 0	1- 0	0- 0				
4- 6	0- 1	0- 1	NON-CONFERENCE	2- 2	1- 1	1- 1				
2- 2	0- 0	0- 1	HOME	1- 1	0- 0	1- 0				
0- 3	0- 0	0- 0	AWAY	0- 1	0- 1	0- 1				
2- 1	0- 1	0- 0	NEUTRAL	1- 0	1- 0	0- 0				
7- 2	0- 0	0- 0	CONFERENCE	1- 0	1- 1	5- 1				
3- 1	0- 0	0- 0	HOME	0- 0	0- 1	3- 0				
4- 1	0- 0	0- 0	AWAY	1- 0	1- 0	2- 1				
0- 0	0- 0	0- 0	NEUTRAL	0- 0	0- 0	0- 0				

RPI 1-25				RPI 26-50				RPI 51-100				RPI 101+ Team's RPI: 112			
RPI	S	Opponent	Score	RPI	S	Opponent	Score	RPI	S	Opponent	Score	RPI	S	Opponent	Score
18	N	Seton Hall	49 57	46	H	Iowa	65 80	57	A	South Dakota St.	86 89	104	A	Drake	79 73
								78	N	Georgia Tech	61 58	108	N	Akron	59 51
								81	H	South Dakota	64 43	120	A	Creighton	61 69
								92	H	Iowa St.	75 84	137	H	Southern Ill.	60 65
								97	A	Missouri St.	65 60	151	A	North Dakota	59 64
												155	A	Loyola Chicago	60 64
												188	H	Tulsa	75 59
												241	H	Indiana St.	53 42
												290	A	Wichita St.	55 44
												301	A	Bradley	55 47
												306	H	Evansville	62 51
												317	H	Illinois St.	65 51
LAST 12 Division I GAMES:															
301	A	Bradley	55 47	290	A	Wichita St.	55 44								
155	A	Loyola Chicago	60 64	137	H	Southern Ill.	60 65								
104	A	Drake	79 73	306	H	Evansville	62 51								
241	H	Indiana St.	53 42	120	A	Creighton	61 69								
317	H	Illinois St.	65 51	188	H	Tulsa	75 59								
97	A	Missouri St.	65 60	108	N	Akron	59 51								

Non-Div I Games: Rockhurst 58 39

UNI

■ Loss,
 ■ Non-Conf,
 ■ S Site,
 ■ H Home
 ■ A Away
 N Neutral

Average RPI Win:	271	WON-LOST	WINNING	LAST 10	STRENGTH OF	OPP. STRENGTH	TEAM	ADJ.	CONF.	ADJ CONF.
Average RPI Loss:	99	RECORD	PCT. RANK	GAMES	SCHEDULE	OF SCHEDULE	RPI	RPI	RPI	RPI
DIV. I ONLY	12- 8	117	6- 4	253	223	171	171	20	20	
DIV. I NON-CONF.	6- 4	125	0- 2	268	203	178	178	21	21	
TOTALS	RPI 1-25	RPI 26-50	W-L RECORDS	RPI 51-100	RPI 101-150	RPI 150+				
12- 8	0- 0	0- 2	OVERALL	0- 1	0- 4	12- 1				
8- 2	0- 0	0- 0	HOME	0- 1	0- 1	8- 0				
4- 5	0- 0	0- 1	AWAY	0- 0	0- 3	4- 1				
0- 1	0- 0	0- 1	NEUTRAL	0- 0	0- 0	0- 0				
6- 4	0- 0	0- 2	NON-CONFERENCE	0- 0	0- 2	6- 0				
4- 1	0- 0	0- 0	HOME	0- 0	0- 1	4- 0				
2- 2	0- 0	0- 1	AWAY	0- 0	0- 1	2- 0				
0- 1	0- 0	0- 1	NEUTRAL	0- 0	0- 0	0- 0				
6- 4	0- 0	0- 0	CONFERENCE	0- 1	0- 2	6- 1				
4- 1	0- 0	0- 0	HOME	0- 1	0- 0	4- 0				
2- 3	0- 0	0- 0	AWAY	0- 0	0- 2	2- 1				
0- 0	0- 0	0- 0	NEUTRAL	0- 0	0- 0	0- 0				

RPI S	Opponent	Score	RPI S	Opponent	Score	RPI S	Opponent	Score	RPI S	Opponent	Score	Team's RPI: 171
27	A Southern California	42 73	27	A Southern California	42 73	61	H Colorado St.	56 64	104	H Drake	68 76	
34	N UTEP	52 60	34	N UTEP	52 60				111	A Boise St.	56 75	
									140	A Fresno St.	54 58	
									148	A Long Beach St.	63 67	
									169	A New Mexico	53 67	
									169	H New Mexico	57 48	
									187	H George Mason	67 59	
									225	H Utah St.	46 38	
									240	A Houston	63 60	
									246	H Wyoming	66 37	
									265	H Pepperdine	83 63	
									275	A San Diego St.	55 41	
									319	H Nevada	65 59	
									321	H UC Irvine	72 52	
									328	H Southern Utah	79 44	
									334	A A&M-Corpus Christi	65 51	
									343	A Air Force	60 56	
LAST 12 Division I GAMES:												
169	H New Mexico	57 48	169	A New Mexico	53 67							
275	A San Diego St.	55 41	246	H Wyoming	66 37							
111	A Boise St.	56 75	61	H Colorado St.	56 64							
319	H Nevada	65 59	140	A Fresno St.	54 58							
225	H Utah St.	46 38	148	A Long Beach St.	63 67							
343	A Air Force	60 56	34	N UTEP	52 60							

Non-Div I Games: Cal St. San Marcos 62 43

UNLV

■ Loss,
 ■ Non-Conf, S Site,
 ■ Home
 ■ Away
 N Neutral

Average RPI Win:	305	WON-LOST	WINNING	LAST 10	STRENGTH OF	OPP. STRENGTH	TEAM	ADJ.	CONF.	ADJ CONF.
Average RPI Loss:	145	RECORD	PCT. RANK	GAMES	SCHEDULE	OF SCHEDULE	RPI	RPI	RPI	RPI
DIV. I ONLY	11- 8	127	7- 2	343	274	230	230	28	28	
DIV. I NON-CONF.	6- 6	160	3- 1	341	285	264	264	27	27	
TOTALS	RPI 1-25	RPI 26-50	W-L RECORDS	RPI 51-100	RPI 101-150	RPI 150+				
11- 8	0- 0	0- 0	OVERALL	0- 3	0- 2	11- 3				
5- 2	0- 0	0- 0	HOME	0- 0	0- 0	5- 2				
6- 6	0- 0	0- 0	AWAY	0- 3	0- 2	6- 1				
0- 0	0- 0	0- 0	NEUTRAL	0- 0	0- 0	0- 0				
6- 6	0- 0	0- 0	NON-CONFERENCE	0- 2	0- 2	6- 2				
3- 1	0- 0	0- 0	HOME	0- 0	0- 0	3- 1				
3- 5	0- 0	0- 0	AWAY	0- 2	0- 2	3- 1				
0- 0	0- 0	0- 0	NEUTRAL	0- 0	0- 0	0- 0				
5- 2	0- 0	0- 0	CONFERENCE	0- 1	0- 0	5- 1				
2- 1	0- 0	0- 0	HOME	0- 0	0- 0	2- 1				
3- 1	0- 0	0- 0	AWAY	0- 1	0- 0	3- 0				
0- 0	0- 0	0- 0	NEUTRAL	0- 0	0- 0	0- 0				

RPI 1-25				RPI 26-50				RPI 51-100				RPI 101+ Team's RPI: 230					
RPI	S	Opponent	Score	RPI	S	Opponent	Score	RPI	S	Opponent	Score	RPI	S	Opponent	Score		
								69	A	FGCU	43	54	116	A	North Carolina	40	80
								73	A	Michigan	61	119	143	A	UNC Asheville	59	68
								78	A	Georgia Tech	46	87	164	H	Jacksonville	43	49
													197	A	Stetson	61	56
													221	H	Furman	63	75
													286	H	Kennesaw St.	66	57
													287	H	UNCG	84	61
													288	A	Morehead St.	86	72
													295	A	UMES	59	78
													296	H	Western Caro.	68	59
													302	H	North Florida	69	54
													332	A	IPFW	84	81
													335	A	Lipscomb	81	54
													337	A	NJIT	58	41
													348	H	N.C. Central	68	46
													349	A	Norfolk St.	82	62
LAST 12 Division I GAMES:																	
				286	H	Kennesaw St.	66	57	337	A	NJIT	58	41				
				335	A	Lipscomb	81	54	296	H	Western Caro.	68	59				
				302	H	North Florida	69	54	348	H	N.C. Central	68	46				
				164	H	Jacksonville	43	49	116	A	North Carolina	40	80				
				197	A	Stetson	61	56	288	A	Morehead St.	86	72				
				69	A	FGCU	43	54	221	H	Furman	63	75				

Non-Div I Games: Southern Wesleyan 84 51 Mars Hill 81 65 Bob Jones 96 46

USC Upstate

Loss, Non-Conf, S Site, H Home A Away N Neutral

Average RPI Win:	231	WON-LOST	WINNING	LAST 10	STRENGTH OF	OPP. STRENGTH	TEAM	ADJ.	CONF.	ADJ CONF.
Average RPI Loss:	83	RECORD	PCT. RANK	GAMES	SCHEDULE	OF SCHEDULE	RPI	RPI	RPI	RPI
DIV. I ONLY	15- 7	79	8- 2	207	147	95	95	24	24	
DIV. I NON-CONF.	7- 6	156	1- 2	78	49	86	86	23	23	
TOTALS	RPI 1-25	RPI 26-50	W-L RECORDS	RPI 51-100	RPI 101-150	RPI 150+				
15- 7	0- 1	0- 1	OVERALL	0- 3	3- 1	12- 1				
7- 1	0- 0	0- 0	HOME	0- 1	2- 0	5- 0				
7- 6	0- 1	0- 1	AWAY	0- 2	1- 1	6- 1				
1- 0	0- 0	0- 0	NEUTRAL	0- 0	0- 0	1- 0				
7- 6	0- 1	0- 1	NON-CONFERENCE	0- 3	3- 1	4- 0				
3- 1	0- 0	0- 0	HOME	0- 1	2- 0	1- 0				
3- 5	0- 1	0- 1	AWAY	0- 2	1- 1	2- 0				
1- 0	0- 0	0- 0	NEUTRAL	0- 0	0- 0	1- 0				
8- 1	0- 0	0- 0	CONFERENCE	0- 0	0- 0	8- 1				
4- 0	0- 0	0- 0	HOME	0- 0	0- 0	4- 0				
4- 1	0- 0	0- 0	AWAY	0- 0	0- 0	4- 1				
0- 0	0- 0	0- 0	NEUTRAL	0- 0	0- 0	0- 0				

RPI 1-25				RPI 26-50				RPI 51-100				Team's RPI: 95	RPI 101+			
RPI	S	Opponent	Score	RPI	S	Opponent	Score	RPI	S	Opponent	Score		RPI	S	Opponent	Score
12	A	Louisville	66 88	46	A	Iowa	56 62	52	A	Vanderbilt	61 64		121	H	Samford	52 50
								53	H	Arkansas St.	74 76		131	H	Alabama	83 65
								56	A	Chattanooga	46 61		137	A	Southern Ill.	70 63
													150	A	Illinois	74 94
													151	N	North Dakota	84 58
													178	A	Southeast Mo. St.	84 74
													207	A	Cincinnati	63 57
													213	A	Eastern Ky.	61 70
													245	H	Miami (OH)	74 47
													249	H	Tennessee St.	77 50
													255	H	Austin Peay	75 51
													277	H	Tennessee Tech	67 53
													280	A	Jacksonville St.	63 53
													288	A	Morehead St.	85 67
													292	H	Murray St.	92 62
													306	A	Evansville	75 48
													342	A	Eastern Ill.	65 39
LAST 12 Division I GAMES:																
255	H	Austin Peay	75 51	277	H	Tennessee Tech	67 53									
292	H	Murray St.	92 62	288	A	Morehead St.	85 67									
249	H	Tennessee St.	77 50	213	A	Eastern Ky.	61 70									
178	A	Southeast Mo. St.	84 74	12	A	Louisville	66 88									
342	A	Eastern Ill.	65 39	52	A	Vanderbilt	61 64									
280	A	Jacksonville St.	63 53	207	A	Cincinnati	63 57									

Non-Div I Games:

UT Martin

Average RPI Win:	177	WON-LOST	WINNING	LAST 10	STRENGTH OF	OPP. STRENGTH	TEAM	ADJ.	CONF.	ADJ CONF.
Average RPI Loss:	142	RECORD	PCT. RANK	GAMES	SCHEDULE	OF SCHEDULE	RPI	RPI	RPI	RPI
DIV. I ONLY	17- 2	9	9- 1	140	157	34	34	11	11	
DIV. I NON-CONF.	8- 1	23	1- 1	60	253	18	18	10	10	
TOTALS	RPI 1-25	RPI 26-50	W-L RECORDS	RPI 51-100	RPI 101-150	RPI 150+				
17- 2	0- 0	0- 0	OVERALL	2- 0	3- 2	12- 0				
11- 0	0- 0	0- 0	HOME	2- 0	1- 0	8- 0				
5- 2	0- 0	0- 0	AWAY	0- 0	2- 2	3- 0				
1- 0	0- 0	0- 0	NEUTRAL	0- 0	0- 0	1- 0				
8- 1	0- 0	0- 0	NON-CONFERENCE	1- 0	1- 1	6- 0				
6- 0	0- 0	0- 0	HOME	1- 0	0- 0	5- 0				
1- 1	0- 0	0- 0	AWAY	0- 0	1- 1	0- 0				
1- 0	0- 0	0- 0	NEUTRAL	0- 0	0- 0	1- 0				
9- 1	0- 0	0- 0	CONFERENCE	1- 0	2- 1	6- 0				
5- 0	0- 0	0- 0	HOME	1- 0	1- 0	3- 0				
4- 1	0- 0	0- 0	AWAY	0- 0	1- 1	3- 0				
0- 0	0- 0	0- 0	NEUTRAL	0- 0	0- 0	3- 0				

RPI 1-25			RPI 26-50			Team's RPI: 34			RPI 51-100			RPI 101+		
RPI	S	Opponent	Score	RPI	S	Opponent	Score		RPI	S	Opponent	Score		
									64	H	UC Riverside	68	57	
									74	H	Middle Tenn.	84	73	
												102	A	New Mexico St.
												134	H	Southern Miss.
												135	A	Marshall
												145	A	Fla. Atlantic
												148	A	Long Beach St.
												156	H	Hampton
												166	H	Louisiana Tech
												169	H	New Mexico
												171	N	UNLV
												176	H	Idaho St.
												183	H	UAB
												196	A	North Texas
												228	H	Houston Baptist
												231	H	UTSA
												238	A	Rice
												259	H	Northern Ariz.
												310	A	FIU
LAST 12 Division I GAMES:														

Non-Div I Games: Tex. Permian Basin 86 32

UTEP

■ Loss,
 ■ Non-Conf,
 ■ S Site,
 ■ H Home
 ■ A Away
 N Neutral

U
T
R
G
V

U
T
R
G
V

UTRGV

Page 318

Average RPI Win: 234	WON-LOST	WINNING	LAST 10	STRENGTH OF	OPP. STRENGTH	TEAM	ADJ.	CONF.	ADJ CONF.
Average RPI Loss: 122	RECORD	PCT. RANK	GAMES	SCHEDULE	OF SCHEDULE	RPI	RPI	RPI	RPI
DIV. I ONLY	5- 13	280	3- 7	97	151	231	231	11	11
DIV. I NON-CONF.	2- 6	272	0- 2	61	236	233	233	10	10
<hr/>									
TOTALS	RPI 1-25	RPI 26-50	W-L RECORDS	RPI 51-100	RPI 101-150	RPI 150+			
5- 13	0- 1	0- 2	OVERALL	0- 3	1- 1	4- 6			
4- 4	0- 0	0- 0	HOME	0- 1	1- 0	3- 3			
1- 9	0- 1	0- 2	AWAY	0- 2	0- 1	1- 3			
0- 0	0- 0	0- 0	NEUTRAL	0- 0	0- 0	0- 0			
2- 6	0- 1	0- 1	NON-CONFERENCE	0- 1	0- 0	2- 3			
2- 2	0- 0	0- 0	HOME	0- 0	0- 0	2- 2			
0- 4	0- 1	0- 1	AWAY	0- 1	0- 0	0- 1			
0- 0	0- 0	0- 0	NEUTRAL	0- 0	0- 0	0- 0			
3- 7	0- 0	0- 1	CONFERENCE	0- 2	1- 1	2- 3			
2- 2	0- 0	0- 0	HOME	0- 1	1- 0	1- 1			
1- 5	0- 0	0- 1	AWAY	0- 1	0- 1	1- 2			
0- 0	0- 0	0- 0	NEUTRAL	0- 0	0- 0	0- 0			

RPI 1-25				RPI 26-50				RPI 51-100				RPI 101+ Team's RPI: 231			
RPI	S	Opponent	Score	RPI	S	Opponent	Score	RPI	S	Opponent	Score	RPI	S	Opponent	Score
9	A	Texas	53 90	30	A	Oklahoma	41 80	54	A	Western Ky.	65 72	134	H	Southern Miss.	47 41
				34	A	UTEP	55 62	59	A	Abilene Christian	60 79	145	A	Fla. Atlantic	51 64
								74	H	Middle Tenn.	63 74	159	H	Texas-Arlington	47 51
												166	H	Louisiana Tech	72 82
												167	A	Texas St.	64 72
												183	H	UAB	54 52
												196	A	North Texas	58 68
												228	H	Houston Baptist	79 50
												238	A	Rice	48 49
												256	H	Texas Southern	44 59
												310	A	FIU	63 52
												317	H	Illinois St.	77 51
<hr/>															
LAST 12 Division I GAMES:															
				54	A	Western Ky.	65 72	74	H	Middle Tenn.	63 74				
				134	H	Southern Miss.	47 41	183	H	UAB	54 52				
				166	H	Louisiana Tech	72 82	238	A	Rice	48 49				
				145	A	Fla. Atlantic	51 64	196	A	North Texas	58 68				
				310	A	FIU	63 52	256	H	Texas Southern	44 59				
				34	A	UTEP	55 62	159	H	Texas-Arlington	47 51				

Non-Div I Games: Howard Payne 106 65 Tex. A&M-Kingsville 88 51

UTSA

Loss, Non-Conf, S Site, H Home A Away N Neutral

Average RPI Win:	146	WON-LOST	WINNING	LAST 10	STRENGTH OF	OPP. STRENGTH	TEAM	ADJ.	CONF.	ADJ CONF.
Average RPI Loss:	31	RECORD	PCT. RANK	GAMES	SCHEDULE	OF SCHEDULE	RPI	RPI	RPI	RPI
DIV. I ONLY	13- 9	123	4- 6	28	18	71	71	1	1	
DIV. I NON-CONF.	8- 3	77	1- 0	107	126	84	84	1	1	
TOTALS	RPI 1-25	RPI 26-50	W-L RECORDS	RPI 51-100	RPI 101-150	RPI 150+				
13- 9	1- 5	0- 2	OVERALL	4- 2	2- 0	6- 0				
10- 4	1- 2	0- 1	HOME	2- 1	2- 0	5- 0				
3- 3	0- 3	0- 0	AWAY	2- 0	0- 0	1- 0				
0- 2	0- 0	0- 1	NEUTRAL	0- 1	0- 0	0- 0				
8- 3	0- 1	0- 1	NON-CONFERENCE	1- 1	2- 0	5- 0				
7- 0	0- 0	0- 0	HOME	1- 0	2- 0	4- 0				
1- 1	0- 1	0- 0	AWAY	0- 0	0- 0	1- 0				
0- 2	0- 0	0- 1	NEUTRAL	0- 1	0- 0	0- 0				
5- 6	1- 4	0- 1	CONFERENCE	3- 1	0- 0	1- 0				
3- 4	1- 2	0- 1	HOME	1- 1	0- 0	1- 0				
2- 2	0- 2	0- 0	AWAY	2- 0	0- 0	0- 0				
0- 0	0- 0	0- 0	NEUTRAL	0- 0	0- 0	0- 0				

RPI 1-25				RPI 26-50				RPI 51-100				Team's RPI: 71		RPI 101+			
RPI	S	Opponent	Score	RPI	S	Opponent	Score	RPI	S	Opponent	Score			RPI	S	Opponent	Score
5	A	Stanford	52 72	27	H	Southern California	59 70	55	H	Washington St.	73 71			120	H	Creighton	74 58
7	H	Oregon St.	53 62	30	N	Oklahoma	55 70	63	A	California	84 79			140	H	Fresno St.	78 63
8	H	UCLA	63 69					80	H	Oregon	65 77			168	H	Colorado	71 55
10	A	Arizona St.	60 80					81	H	South Dakota	66 59			187	H	George Mason	74 62
20	H	Washington	88 83					90	N	Boston College	51 76			195	H	UC Davis	88 58
21	A	BYU	59 73					94	A	Arizona	60 55			225	A	Utah St.	64 61
														273	H	Lamar	71 67
														283	H	CSUN	97 56
LAST 12 Division I GAMES:																	
168	H	Colorado	71 55	94	A	Arizona	60 55										
8	H	UCLA	63 69	63	A	California	84 79										
27	H	Southern California	59 70	5	A	Stanford	52 72										
80	H	Oregon	65 77	20	H	Washington	88 83										
7	H	Oregon St.	53 62	55	H	Washington St.	73 71										
10	A	Arizona St.	60 80	195	H	UC Davis	88 58										

Non-Div I Games:

Utah

Average RPI Win:	249	WON-LOST	WINNING	LAST 10	STRENGTH OF	OPP. STRENGTH	TEAM	ADJ.	CONF.	ADJ CONF.
Average RPI Loss:	141	RECORD	PCT. RANK	GAMES	SCHEDULE	OF SCHEDULE	RPI	RPI	RPI	RPI
DIV. I ONLY	8- 11	221	5- 5	243	168	225	225	20	20	
DIV. I NON-CONF.	3- 6	234	0- 2	222	103	228	228	21	21	
TOTALS	RPI 1-25	RPI 26-50	W-L RECORDS	RPI 51-100	RPI 101-150	RPI 150+				
8- 11	0- 1	0- 0	OVERALL	0- 2	1- 2	7- 6				
3- 5	0- 0	0- 0	HOME	0- 2	1- 1	2- 2				
4- 6	0- 1	0- 0	AWAY	0- 0	0- 1	4- 4				
1- 0	0- 0	0- 0	NEUTRAL	0- 0	0- 0	1- 0				
3- 6	0- 1	0- 0	NON-CONFERENCE	0- 1	1- 0	2- 4				
1- 2	0- 0	0- 0	HOME	0- 1	1- 0	0- 1				
1- 4	0- 1	0- 0	AWAY	0- 0	0- 0	1- 3				
1- 0	0- 0	0- 0	NEUTRAL	0- 0	0- 0	1- 0				
5- 5	0- 0	0- 0	CONFERENCE	0- 1	0- 2	5- 2				
2- 3	0- 0	0- 0	HOME	0- 1	0- 1	2- 1				
3- 2	0- 0	0- 0	AWAY	0- 0	0- 1	3- 1				
0- 0	0- 0	0- 0	NEUTRAL	0- 0	0- 0	0- 0				

RPI 1-25				RPI 26-50				RPI 51-100				RPI 101+ Team's RPI: 225			
RPI	S	Opponent	Score	RPI	S	Opponent	Score	RPI	S	Opponent	Score	RPI	S	Opponent	Score
21	A	BYU	69 81					61	H	Colorado St.	49 69	111	A	Boise St.	78 84
								71	H	Utah	61 64	111	H	Boise St.	58 63
												142	H	Pacific	78 70
												169	H	New Mexico	72 56
												171	A	UNLV	38 46
												176	A	Idaho St.	67 81
												179	A	Northern Colo.	60 74
												211	H	Sacramento St.	86 95
												216	A	Montana	70 86
												220	H	San Jose St.	74 86
												222	A	Utah Valley	76 72
												249	N	Tennessee St.	63 46
												275	A	San Diego St.	55 36
												275	H	San Diego St.	72 59
												319	A	Nevada	79 66
												343	A	Air Force	66 53
LAST 12 Division I GAMES:															
111	H	Boise St.	58 63	169	H	New Mexico	72 56								
319	A	Nevada	79 66	111	A	Boise St.	78 84								
275	H	San Diego St.	72 59	275	A	San Diego St.	55 36								
171	A	UNLV	38 46	220	H	San Jose St.	74 86								
61	H	Colorado St.	49 69	71	H	Utah	61 64								
343	A	Air Force	66 53	216	A	Montana	70 86								

Non-Div I Games: Westminster (UT) 74 67 Haskell 90 63

Utah St.

Loss, Non-Conf, S Site, H Home A Away N Neutral

Utah Valley

Through Games Of Feb. 4, 2016

Average RPI Win:	246	WON-LOST	WINNING	LAST 10	STRENGTH OF	OPP. STRENGTH	TEAM	ADJ.	CONF.	ADJ CONF.
Average RPI Loss:	164	RECORD	PCT. RANK	GAMES	SCHEDULE	OF SCHEDULE	RPI	RPI	RPI	RPI
DIV. I ONLY	9- 12	211	4- 6	182	303	222	222	25	25	
DIV. I NON-CONF.	5- 8	209	1- 3	127	305	197	197	25	25	
TOTALS	RPI 1-25	RPI 26-50	W-L RECORDS	RPI 51-100	RPI 101-150	RPI 150+				
9- 12	0- 1	0- 0	OVERALL	0- 1	2- 2	7- 8				
5- 4	0- 0	0- 0	HOME	0- 0	1- 0	4- 4				
4- 7	0- 1	0- 0	AWAY	0- 1	1- 1	3- 4				
0- 1	0- 0	0- 0	NEUTRAL	0- 0	0- 1	0- 0				
5- 8	0- 1	0- 0	NON-CONFERENCE	0- 1	2- 1	3- 5				
2- 3	0- 0	0- 0	HOME	0- 0	1- 0	1- 3				
3- 4	0- 1	0- 0	AWAY	0- 1	1- 0	2- 2				
0- 1	0- 0	0- 0	NEUTRAL	0- 0	0- 1	0- 0				
4- 4	0- 0	0- 0	CONFERENCE	0- 0	0- 1	4- 3				
3- 1	0- 0	0- 0	HOME	0- 0	0- 0	3- 1				
1- 3	0- 0	0- 0	AWAY	0- 0	0- 1	1- 2				
0- 0	0- 0	0- 0	NEUTRAL	0- 0	0- 0	0- 0				

RPI 1-25				RPI 26-50				RPI 51-100				RPI 101+ Team's RPI: 222			
RPI	S	Opponent	Score	RPI	S	Opponent	Score	RPI	S	Opponent	Score	RPI	S	Opponent	Score
21	A	BYU	62 78					80	A	Oregon	68 79	102	A	New Mexico St.	68 73
												111	A	Boise St.	72 70
												118	H	San Francisco	94 88
												131	N	Alabama	60 67
												173	A	Weber St.	56 61
												176	H	Idaho St.	47 56
												180	A	Eastern Wash.	64 68
												195	H	UC Davis	55 59
												198	A	UTRGV	48 61
												198	H	UTRGV	71 57
												225	H	Utah St.	72 76
												226	H	Grand Canyon	53 61
												236	A	Seattle	61 44
												257	A	CSU Bakersfield	54 61
												262	A	Omaha	74 59
												308	H	UMKC	79 71
												319	A	Nevada	73 65
												328	H	Southern Utah	70 58
												336	H	Chicago St.	74 46
LAST 12 Division I GAMES:															
198	H	UTRGV	71 57	198	A	UTRGV	48 61								
257	A	CSU Bakersfield	54 61	102	A	New Mexico St.	68 73								
236	A	Seattle	61 44	195	H	UC Davis	55 59								
336	H	Chicago St.	74 46	176	H	Idaho St.	47 56								
308	H	UMKC	79 71	262	A	Omaha	74 59								
226	H	Grand Canyon	53 61	173	A	Weber St.	56 61								

Non-Div I Games: Bethesda (CA) 91 64 Dixie St. 77 63

Utah Valley

Loss, Non-Conf, S Site, H Home A Away N Neutral

Average RPI Win:	185	WON-LOST	WINNING	LAST 10	STRENGTH OF	OPP. STRENGTH	TEAM	ADJ.	CONF.	ADJ CONF.
Average RPI Loss:	111	RECORD	PCT. RANK	GAMES	SCHEDULE	OF SCHEDULE	RPI	RPI	RPI	RPI
DIV. I ONLY	16- 7	72	5- 5	127	134	96	96	7	7	
DIV. I NON-CONF.	11- 2	28	2- 0	192	276	61	61	8	8	
TOTALS	RPI 1-25	RPI 26-50	W-L RECORDS	RPI 51-100	RPI 101-150	RPI 150+				
16- 7	1- 1	1- 0	OVERALL	1- 2	1- 2	12- 2				
10- 4	0- 1	1- 0	HOME	0- 2	0- 0	9- 1				
6- 2	1- 0	0- 0	AWAY	1- 0	1- 0	3- 0				
0- 1	0- 0	0- 0	NEUTRAL	0- 0	0- 1	0- 0				
11- 2	1- 0	0- 0	NON-CONFERENCE	0- 0	1- 2	9- 0				
7- 0	0- 0	0- 0	HOME	0- 0	0- 0	7- 0				
4- 1	1- 0	0- 0	AWAY	0- 0	1- 1	2- 0				
0- 1	0- 0	0- 0	NEUTRAL	0- 0	0- 1	0- 0				
5- 5	0- 1	1- 0	CONFERENCE	1- 2	0- 0	3- 2				
3- 4	0- 1	1- 0	HOME	0- 2	0- 0	2- 1				
2- 1	0- 0	0- 0	AWAY	1- 0	0- 0	1- 1				
0- 0	0- 0	0- 0	NEUTRAL	0- 0	0- 0	0- 0				

RPI 1-25				RPI 26-50				RPI 51-100				Team's RPI: 96		RPI 101+			
RPI	S	Opponent	Score	RPI	S	Opponent	Score	RPI	S	Opponent	Score			RPI	S	Opponent	Score
10	A	Arizona St.	57 48	33	H	St. Bonaventure	52 47	51	A	Dayton	74 72			109	N	Toledo	61 80
25	H	Duquesne	67 71					86	H	Saint Louis	72 77			114	A	IUPUI	69 70
								88	H	Saint Joseph's	63 66			117	A	Iona	74 58
														160	H	Fordham	61 51
														165	H	Old Dominion	74 54
														170	H	Davidson	50 56
														187	A	George Mason	54 70
														191	H	William & Mary	73 47
														204	H	Richmond	53 42
														221	H	Furman	67 45
														224	A	Massachusetts	74 66
														232	H	Coppin St.	73 42
														239	A	High Point	69 39
														252	H	UNCW	58 45
														278	A	N.C. A&T	64 49
														282	H	Campbell	57 34
														295	H	UMES	63 39
LAST 12 Division I GAMES:																	
				33	H	St. Bonaventure	52 47	51	A	Dayton	74 72						
				25	H	Duquesne	67 71	88	H	Saint Joseph's	63 66						
				160	H	Fordham	61 51	86	H	Saint Louis	72 77						
				204	H	Richmond	53 42	224	A	Massachusetts	74 66						
				187	A	George Mason	54 70	278	A	N.C. A&T	64 49						
				170	H	Davidson	50 56	191	H	William & Mary	73 47						

Non-Div I Games:

VCU

Valparaiso

Through Games Of Feb. 4, 2016

Average RPI Win:	179	WON-LOST	WINNING	LAST 10	STRENGTH OF	OPP. STRENGTH	TEAM	ADJ.	CONF.	ADJ CONF.
Average RPI Loss:	124	RECORD	PCT. RANK	GAMES	SCHEDULE	OF SCHEDULE	RPI	RPI	RPI	RPI
DIV. I ONLY	5- 13	280	4- 6	44	136	202	202	14	14	
DIV. I NON-CONF.	1- 7	318	1- 0	28	41	235	235	14	14	
TOTALS	RPI 1-25	RPI 26-50	W-L RECORDS	RPI 51-100	RPI 101-150	RPI 150+				
5- 13	0- 3	0- 0	OVERALL	0- 1	3- 3	2- 6				
4- 6	0- 1	0- 0	HOME	0- 0	2- 2	2- 3				
1- 6	0- 2	0- 0	AWAY	0- 1	1- 1	0- 2				
0- 1	0- 0	0- 0	NEUTRAL	0- 0	0- 0	0- 1				
1- 7	0- 2	0- 0	NON-CONFERENCE	0- 1	1- 1	0- 3				
1- 3	0- 1	0- 0	HOME	0- 0	1- 1	0- 1				
0- 3	0- 1	0- 0	AWAY	0- 1	0- 0	0- 1				
0- 1	0- 0	0- 0	NEUTRAL	0- 0	0- 0	0- 1				
4- 6	0- 1	0- 0	CONFERENCE	0- 0	2- 2	2- 3				
3- 3	0- 0	0- 0	HOME	0- 0	1- 1	2- 2				
1- 3	0- 1	0- 0	AWAY	0- 0	1- 1	0- 1				
0- 0	0- 0	0- 0	NEUTRAL	0- 0	0- 0	0- 0				

RPI 1-25				RPI 26-50				RPI 51-100				RPI 101+ Team's RPI: 202			
RPI	S	Opponent	Score	RPI	S	Opponent	Score	RPI	S	Opponent	Score	RPI	S	Opponent	Score
1	H	Notre Dame	54 110					70	A	San Diego	60 76	105	A	Wright St.	63 80
12	A	Louisville	42 75									105	H	Wright St.	54 65
23	A	Green Bay	42 81									106	H	Youngstown St.	65 60
												108	H	Akron	74 85
												144	H	SIUE	69 56
												147	A	Northern Ky.	61 60
												172	A	Butler	53 72
												179	N	Northern Colo.	63 77
												181	H	Detroit	66 72
												189	A	Milwaukee	60 82
												190	H	Oakland	81 66
												219	H	Ill.-Chicago	50 54
												245	H	Miami (OH)	72 75
												307	H	Cleveland St.	66 59
LAST 12 Division I GAMES:															
105	H	Wright St.	54 65	190	H	Oakland	81 66								
219	H	Ill.-Chicago	50 54	181	H	Detroit	66 72								
106	H	Youngstown St.	65 60	105	A	Wright St.	63 80								
307	H	Cleveland St.	66 59	147	A	Northern Ky.	61 60								
189	A	Milwaukee	60 82	144	H	SIUE	69 56								
23	A	Green Bay	42 81	108	H	Akron	74 85								

Non-Div I Games: Ind.-Northwest 79 57 Cardinal Stritch 63 62 Ind.-Kokomo 88 22

Valparaiso

Loss, Non-Conf, S Site, H Home A Away N Neutral

Vanderbilt

Through Games Of Feb. 4, 2016

Average RPI Win:	158	WON-LOST	WINNING	LAST 10	STRENGTH OF	OPP. STRENGTH	TEAM	ADJ.	CONF.	ADJ CONF.
Average RPI Loss:	44	RECORD	PCT. RANK	GAMES	SCHEDULE	OF SCHEDULE	RPI	RPI	RPI	RPI
DIV. I ONLY	15- 7	79	5- 5	55	58	52	52	2	2	
DIV. I NON-CONF.	11- 2	28	3- 0	138	150	39	39	2	2	
TOTALS	RPI 1-25	RPI 26-50	W-L RECORDS	RPI 51-100	RPI 101-150	RPI 150+				
15- 7	1- 4	1- 0	OVERALL	2- 2	4- 1	7- 0				
10- 2	0- 2	1- 0	HOME	1- 0	2- 0	6- 0				
4- 5	1- 2	0- 0	AWAY	1- 2	1- 1	1- 0				
1- 0	0- 0	0- 0	NEUTRAL	0- 0	1- 0	0- 0				
11- 2	0- 1	1- 0	NON-CONFERENCE	2- 1	1- 0	7- 0				
8- 0	0- 0	1- 0	HOME	1- 0	0- 0	6- 0				
2- 2	0- 1	0- 0	AWAY	1- 1	0- 0	1- 0				
1- 0	0- 0	0- 0	NEUTRAL	0- 0	1- 0	0- 0				
4- 5	1- 3	0- 0	CONFERENCE	0- 1	3- 1	0- 0				
2- 2	0- 2	0- 0	HOME	0- 0	2- 0	0- 0				
2- 3	1- 1	0- 0	AWAY	0- 1	1- 1	0- 0				
0- 0	0- 0	0- 0	NEUTRAL	0- 0	0- 0	0- 0				



























































RPI S	Opponent	Score	RPI S	Opponent	Score	RPI S	Opponent	Score	RPI S	Opponent	Score
2	H South Carolina	61 71	32	H Ohio	62 59	51	A Dayton	56 81	102	N New Mexico St.	71 45
13	A Tennessee	49 58				62	A Auburn	45 53	114	H LSU	58 42
16	A Kentucky	71 69				75	A Drexel	74 64	131	A Alabama	54 48
23	A Green Bay	56 58				95	H UT Martin	64 61	131	H Alabama	67 52
24	H Georgia	58 64							136	A Ole Miss	52 55
									153	H ETSU	65 39
									160	A Fordham	53 40
									203	H Presbyterian	56 38
									206	H Troy	97 43
									255	H Austin Peay	73 56
									343	H Air Force	86 29
									347	H Mississippi Val.	89 39
LAST 12 Division I GAMES:											
62	A Auburn	45 53	131	A Alabama	54 48						
24	H Georgia	58 64	2	H South Carolina	61 71						
16	A Kentucky	71 69	136	A Ole Miss	52 55						
131	H Alabama	67 52	160	A Fordham	53 40						
13	A Tennessee	49 58	102	N New Mexico St.	71 45						
114	H LSU	58 42	95	H UT Martin	64 61						

Non-Div I Games:

Vanderbilt

Loss, Non-Conf, S Site, H Home A Away N Neutral

Average RPI Win:	298	WON-LOST	WINNING	LAST 10	STRENGTH OF	OPP. STRENGTH	TEAM	ADJ.	CONF.	ADJ CONF.
Average RPI Loss:	179	RECORD	PCT. RANK	GAMES	SCHEDULE	OF SCHEDULE	RPI	RPI	RPI	RPI
DIV. I ONLY	7- 15	265	2- 8	257	337	276	276	15	15	
DIV. I NON-CONF.	5- 8	209	1- 2	303	348	277	277	18	18	
TOTALS	RPI 1-25	RPI 26-50	W-L RECORDS	RPI 51-100	RPI 101-150	RPI 150+				
7- 15	0- 0	0- 1	OVERALL	0- 2	0- 2	7- 10				
3- 6	0- 0	0- 0	HOME	0- 1	0- 1	3- 4				
4- 9	0- 0	0- 1	AWAY	0- 1	0- 1	4- 6				
0- 0	0- 0	0- 0	NEUTRAL	0- 0	0- 0	0- 0				
5- 8	0- 0	0- 0	NON-CONFERENCE	0- 0	0- 1	5- 7				
2- 3	0- 0	0- 0	HOME	0- 0	0- 1	2- 2				
3- 5	0- 0	0- 0	AWAY	0- 0	0- 0	3- 5				
0- 0	0- 0	0- 0	NEUTRAL	0- 0	0- 0	0- 0				
2- 7	0- 0	0- 1	CONFERENCE	0- 2	0- 1	2- 3				
1- 3	0- 0	0- 0	HOME	0- 1	0- 0	1- 2				
1- 4	0- 0	0- 1	AWAY	0- 1	0- 1	1- 1				
0- 0	0- 0	0- 0	NEUTRAL	0- 0	0- 0	0- 0				

RPI S	Opponent	Score	RPI S	Opponent	Score	RPI S	Opponent	Score	RPI S	Opponent	Score	Team's RPI: 276
			45  Albany (NY)	43  72		93  Maine	51  63		110  Stony Brook	59  73		
						93  Maine	41  62		126  Quinnipiac	65  77		
									158  Brown	54  71		
									185  UMBC	48  85		
									190  Oakland	68  74		
									194  Delaware	60  71		
									208  Bryant	52  68		
									214  Binghamton	53  57		
									218  Hartford	47  51		
									233  Columbia	56  73		
									260  Sacred Heart	53 51		
									266  New Hampshire	83 63		
									269  Dartmouth	56 54		
									272  Holy Cross	63  77		
									285  Central Conn. St.	79 63		
									323  UMass Lowell	59 51		
									337  NJIT	54 46		
									345  St. Francis Brooklyn	55  59		
									346  Boston U.	60 45		
LAST 12 Division I GAMES:												
			93  Maine	51  63		45  Albany (NY)	43  72					
			110  Stony Brook	59  73		93  Maine	41  62					
			266  New Hampshire	83 63		185  UMBC	48  85					
			214  Binghamton	53  57		190  Oakland	68  74					
			323  UMass Lowell	59 51		346  Boston U.	60 45					
			218  Hartford	47  51		194  Delaware	60  71					

Non-Div I Games:

Vermont

Average RPI Win:	141	WON-LOST	WINNING	LAST 10	STRENGTH OF	OPP. STRENGTH	TEAM	ADJ.	CONF.	ADJ CONF.
Average RPI Loss:	83	RECORD	PCT. RANK	GAMES	SCHEDULE	OF SCHEDULE	RPI	RPI	RPI	RPI
DIV. I ONLY	14- 8	99	7- 3	75	44	60	60	6	6	
DIV. I NON-CONF.	7- 4	110	1- 0	35	61	42	42	6	6	
TOTALS	RPI 1-25	RPI 26-50	W-L RECORDS	RPI 51-100	RPI 101-150	RPI 150+				
14- 8	1- 0	3- 3	OVERALL	3- 1	0- 4	7- 0				
6- 2	1- 0	2- 0	HOME	1- 0	0- 2	2- 0				
6- 5	0- 0	1- 2	AWAY	1- 1	0- 2	4- 0				
2- 1	0- 0	0- 1	NEUTRAL	1- 0	0- 0	1- 0				
7- 4	0- 0	1- 3	NON-CONFERENCE	2- 1	0- 0	4- 0				
3- 0	0- 0	1- 0	HOME	1- 0	0- 0	1- 0				
2- 3	0- 0	0- 2	AWAY	0- 1	0- 0	2- 0				
2- 1	0- 0	0- 1	NEUTRAL	1- 0	0- 0	1- 0				
7- 4	1- 0	2- 0	CONFERENCE	1- 0	0- 4	3- 0				
3- 2	1- 0	1- 0	HOME	0- 0	0- 2	1- 0				
4- 2	0- 0	1- 0	AWAY	1- 0	0- 2	2- 0				
0- 0	0- 0	0- 0	NEUTRAL	0- 0	0- 0	0- 0				

RPI S	Opponent	Score	RPI S	Opponent	Score	RPI S	Opponent	Score	RPI S	Opponent	Score
18	H Seton Hall	55 45	26	A DePaul	64 60	72	A Temple	55 61	101	H Georgetown	51 57
			35	A North Carolina St.	64 70	75	N Drexel	67 55	120	A Creighton	48 53
			37	A George Washington	70 78	77	A Marquette	82 75	120	H Creighton	62 65
			41	H St. John's (NY)	58 54	88	H Saint Joseph's	55 49	133	A Xavier	67 74
			42	N St. Mary's (CA)	60 67				172	A Butler	57 45
			43	H Penn	66 46				209	A Lehigh	65 44
									211	N Sacramento St.	78 54
									234	A Providence	76 47
									234	H Providence	67 39
									263	H Loyola Maryland	67 55
									280	A La Salle	67 56
LAST 12 Division I GAMES:											
234	A Providence	76 47	26	A DePaul	64 60						
120	A Creighton	48 53	77	A Marquette	82 75						
43	H Penn	66 46	120	H Creighton	62 65						
101	H Georgetown	51 57	234	H Providence	67 39						
41	H St. John's (NY)	58 54	133	A Xavier	67 74						
18	H Seton Hall	55 45	172	A Butler	57 45						

Non-Div I Games:

Villanova

Average RPI Win:	182	WON-LOST	WINNING	LAST 10	STRENGTH OF	OPP. STRENGTH	TEAM	ADJ.	CONF.	ADJ CONF.
Average RPI Loss:	43	RECORD	PCT. RANK	GAMES	SCHEDULE	OF SCHEDULE	RPI	RPI	RPI	RPI
DIV. I ONLY	13- 10	138	4- 6	49	54	87	87	5	5	
DIV. I NON-CONF.	10- 4	86	2- 1	182	119	111	111	5	5	
TOTALS	RPI 1-25	RPI 26-50	W-L RECORDS	RPI 51-100	RPI 101-150	RPI 150+				
13- 10	1- 4	1- 4	OVERALL	3- 1	1- 1	7- 0				
8- 4	0- 2	1- 1	HOME	0- 0	0- 1	7- 0				
4- 4	0- 2	0- 2	AWAY	3- 0	1- 0	0- 0				
1- 2	1- 0	0- 1	NEUTRAL	0- 1	0- 0	0- 0				
10- 4	1- 1	0- 2	NON-CONFERENCE	2- 1	0- 0	7- 0				
7- 1	0- 0	0- 1	HOME	0- 0	0- 0	7- 0				
2- 1	0- 1	0- 0	AWAY	2- 0	0- 0	0- 0				
1- 2	1- 0	0- 1	NEUTRAL	0- 1	0- 0	0- 0				
3- 6	0- 3	1- 2	CONFERENCE	1- 0	1- 1	0- 0				
1- 3	0- 2	1- 0	HOME	0- 0	0- 1	0- 0				
2- 3	0- 1	0- 2	AWAY	1- 0	1- 0	0- 0				
0- 0	0- 0	0- 0	NEUTRAL	0- 0	0- 0	0- 0				

RPI S	Opponent	Score	RPI S	Opponent	Score	RPI S	Opponent	Score	RPI S	Opponent	Score
1	H Notre Dame	46 74	35	A North Carolina St.	52 63	62	A Auburn	69 52	132	A Wake Forest	52 50
6	A Ohio St.	73 93	38	A Duke	52 67	74	A Middle Tenn.	70 66	146	H Pittsburgh	55 58
11	A Florida St.	48 70	44	H Miami (FL)	76 56	78	A Georgia Tech	78 67	204	H Richmond	71 51
12	H Louisville	41 59	46	H Iowa	73 85	82	N Tulane	62 67	232	H Coppin St.	75 40
23	N Green Bay	68 59	48	N Rutgers	48 60				235	H Bowling Green	68 39
									293	H Charleston So.	85 65
									303	H Longwood	81 46
									337	H NJIT	81 54
									349	H Norfolk St.	86 50
LAST 12 Division I GAMES:											
38	A Duke	52 67	132	A Wake Forest	52 50						
35	A North Carolina St.	52 63	1	H Notre Dame	46 74						
146	H Pittsburgh	55 58	44	H Miami (FL)	76 56						
11	A Florida St.	48 70	204	H Richmond	71 51						
78	A Georgia Tech	78 67	232	H Coppin St.	75 40						
12	H Louisville	41 59	6	A Ohio St.	73 93						

Non-Div I Games:

Virginia

■ Loss,
■ Non-Conf, S Site,
■ Home
■ Away
N Neutral

Average RPI Win:	203	WON-LOST	WINNING	LAST 10	STRENGTH OF	OPP. STRENGTH	TEAM	ADJ.	CONF.	ADJ CONF.
Average RPI Loss:	39	RECORD	PCT. RANK	GAMES	SCHEDULE	OF SCHEDULE	RPI	RPI	RPI	RPI
DIV. I ONLY	14- 8	99	3- 7	112	50	98	98	5	5	
DIV. I NON-CONF.	12- 1	10	3- 0	289	130	76	76	5	5	
TOTALS	RPI 1-25	RPI 26-50	W-L RECORDS	RPI 51-100	RPI 101-150	RPI 150+				
14- 8	1- 3	0- 3	OVERALL	1- 1	1- 1	11- 0				
12- 3	0- 0	0- 2	HOME	1- 1	0- 0	11- 0				
2- 5	1- 3	0- 1	AWAY	0- 0	1- 1	0- 0				
0- 0	0- 0	0- 0	NEUTRAL	0- 0	0- 0	0- 0				
12- 1	1- 0	0- 0	NON-CONFERENCE	0- 0	1- 1	10- 0				
10- 0	0- 0	0- 0	HOME	0- 0	0- 0	10- 0				
2- 1	1- 0	0- 0	AWAY	0- 0	1- 1	0- 0				
0- 0	0- 0	0- 0	NEUTRAL	0- 0	0- 0	0- 0				
2- 7	0- 3	0- 3	CONFERENCE	1- 1	0- 0	1- 0				
2- 3	0- 0	0- 2	HOME	1- 1	0- 0	1- 0				
0- 4	0- 3	0- 1	AWAY	0- 0	0- 0	0- 0				
0- 0	0- 0	0- 0	NEUTRAL	0- 0	0- 0	0- 0				

RPI 1-25				RPI 26-50				RPI 51-100				Team's RPI: 98	RPI 101+			
RPI	S	Opponent	Score	RPI	S	Opponent	Score	RPI	S	Opponent	Score		RPI	S	Opponent	Score
1	A	Notre Dame	41 80	28	A	Syracuse	39 60	78	H	Georgia Tech	34 51		101	A	Georgetown	56 73
11	A	Florida St.	50 68	35	H	North Carolina St.	61 72	90	H	Boston College	58 33		138	A	Penn St.	64 59
12	A	Louisville	45 56	44	H	Miami (FL)	45 57						162	H	Col. of Charleston	81 47
13	A	Tennessee	57 43										187	H	George Mason	80 63
													203	H	Presbyterian	58 44
													221	H	Furman	59 30
													227	H	Radford	47 40
													232	H	Coppin St.	72 39
													234	H	Providence	62 46
													242	H	Clemson	79 49
													243	H	Morgan St.	73 33
													311	H	Wofford	73 42
													339	H	Mt. St. Mary's	59 42
LAST 12 Division I GAMES:																
78	H	Georgia Tech	34 51	28	A	Syracuse	39 60									
11	A	Florida St.	50 68	12	A	Louisville	45 56									
44	H	Miami (FL)	45 57	90	H	Boston College	58 33									
1	A	Notre Dame	41 80	221	H	Furman	59 30									
35	H	North Carolina St.	61 72	227	H	Radford	47 40									
242	H	Clemson	79 49	339	H	Mt. St. Mary's	59 42									

Non-Div I Games:

Virginia Tech

Wagner				Through Games Of Feb. 4, 2016						
Average RPI Win:	340	WON-LOST	WINNING	LAST 10	STRENGTH OF	OPP. STRENGTH	TEAM	ADJ.	CONF.	ADJ CONF.
Average RPI Loss:	200	RECORD	PCT. RANK	GAMES	SCHEDULE	OF SCHEDULE	RPI	RPI	RPI	RPI
DIV. I ONLY		4- 17	313	2- 8	316	306	338	338	31	31
DIV. I NON-CONF.		2- 9	296	0- 2	244	104	311	311	32	32
TOTALS		RPI 1-25	RPI 26-50	W-L RECORDS	RPI 51-100	RPI 101-150	RPI 150+			
4- 17	0- 1		0- 1	OVERALL	0- 1	0- 3	4- 11			
3- 6	0- 0		0- 0	HOME	0- 0	0- 2	3- 4			
1- 11	0- 1		0- 1	AWAY	0- 1	0- 1	1- 7			
0- 0	0- 0		0- 0	NEUTRAL	0- 0	0- 0	0- 0			
2- 9	0- 1		0- 1	NON-CONFERENCE	0- 1	0- 3	2- 3			
2- 2	0- 0		0- 0	HOME	0- 0	0- 2	2- 0			
0- 7	0- 1		0- 1	AWAY	0- 1	0- 1	0- 3			
0- 0	0- 0		0- 0	NEUTRAL	0- 0	0- 0	0- 0			
2- 8	0- 0		0- 0	CONFERENCE	0- 0	0- 0	2- 8			
1- 4	0- 0		0- 0	HOME	0- 0	0- 0	1- 4			
1- 4	0- 0		0- 0	AWAY	0- 0	0- 0	1- 4			
0- 0	0- 0		0- 0	NEUTRAL	0- 0	0- 0	0- 0			

RPI 1-25				RPI 26-50				RPI 51-100				RPI 101+ Team's RPI: 338			
RPI	S	Opponent	Score	RPI	S	Opponent	Score	RPI	S	Opponent	Score	RPI	S	Opponent	Score
6	A	Ohio St.	47 106	43	A	Penn	50 78	100	A	Yale	60 78	110	H	Stony Brook	62 73
												136	H	Ole Miss	49 86
												146	A	Pittsburgh	41 67
												165	A	Old Dominion	57 71
												205	A	Robert Morris	44 64
												208	H	Bryant	71 82
												233	A	Columbia	48 67
												260	A	Sacred Heart	62 73
												260	H	Sacred Heart	73 77
												274	A	Saint Francis (PA)	78 93
												285	H	Central Conn. St.	52 62
												305	A	Delaware St.	44 66
												326	H	LIU Brooklyn	63 73
												331	H	Lafayette	69 48
												337	H	NJIT	76 53
												339	A	Mt. St. Mary's	55 64
												345	A	St. Francis Brooklyn	82 78
												345	H	St. Francis Brooklyn	70 53
LAST 12 Division I GAMES:															
345	A	St. Francis Brooklyn	82 78	260	A	Sacred Heart	62 73								
339	A	Mt. St. Mary's	55 64	208	H	Bryant	71 82								
345	H	St. Francis Brooklyn	70 53	205	A	Robert Morris	44 64								
260	H	Sacred Heart	73 77	274	A	Saint Francis (PA)	78 93								
326	H	LIU Brooklyn	63 73	233	A	Columbia	48 67								
285	H	Central Conn. St.	52 62	43	A	Penn	50 78								

Non-Div I Games:

Wagner

■ Loss,
 ■ Non-Conf,
 ■ S Site,
 ■ H Home
 ■ A Away
 N Neutral

Wake Forest

Through Games Of Feb. 4, 2016

Average RPI Win:	192	WON-LOST	WINNING	LAST 10	STRENGTH OF	OPP. STRENGTH	TEAM	ADJ.	CONF.	ADJ CONF.
Average RPI Loss:	66	RECORD	PCT. RANK	GAMES	SCHEDULE	OF SCHEDULE	RPI	RPI	RPI	RPI
DIV. I ONLY	12- 11	165	3- 7	131	48	132	132	5	5	
DIV. I NON-CONF.	9- 4	96	1- 1	310	110	192	192	5	5	
TOTALS	RPI 1-25	RPI 26-50	W-L RECORDS	RPI 51-100	RPI 101-150	RPI 150+				
12- 11	0- 2	0- 5	OVERALL	1- 1	3- 1	8- 2				
7- 5	0- 1	0- 1	HOME	0- 1	2- 1	5- 1				
4- 5	0- 1	0- 4	AWAY	1- 0	1- 0	2- 0				
1- 1	0- 0	0- 0	NEUTRAL	0- 0	0- 0	1- 1				
9- 4	0- 0	0- 1	NON-CONFERENCE	0- 0	1- 1	8- 2				
6- 2	0- 0	0- 0	HOME	0- 0	1- 1	5- 1				
2- 1	0- 0	0- 1	AWAY	0- 0	0- 0	2- 0				
1- 1	0- 0	0- 0	NEUTRAL	0- 0	0- 0	1- 1				
3- 7	0- 2	0- 4	CONFERENCE	1- 1	2- 0	0- 0				
1- 3	0- 1	0- 1	HOME	0- 1	1- 0	0- 0				
2- 4	0- 1	0- 3	AWAY	1- 0	1- 0	0- 0				
0- 0	0- 0	0- 0	NEUTRAL	0- 0	0- 0	0- 0				

RPI S	Opponent	Score	RPI S	Opponent	Score	RPI S	Opponent	Score	RPI S	Opponent	Score	Team's RPI: 132
11	H Florida St.	55 96	28	H Syracuse	65 91	87	H Virginia	50 52	114	H LSU	60 57	
12	A Louisville	54 78	31	A Missouri	81 94	90	A Boston College	65 59	116	H North Carolina	75 63	
			35	A North Carolina St.	47 64				122	H Belmont	64 78	
			38	A Duke	68 95				146	A Pittsburgh	60 49	
			44	A Miami (FL)	60 71				153	H ETSU	69 52	
									156	N Hampton	42 47	
									157	H Wisconsin	51 64	
									164	H Jacksonville	57 51	
									170	H Davidson	77 58	
									204	H Richmond	43 33	
									253	A American	71 70	
									280	H La Salle	61 53	
									309	N Coastal Caro.	81 52	
									310	A FIU	57 53	
LAST 12 Division I GAMES:												
146	A Pittsburgh	60 49	44	A Miami (FL)	60 71							
12	A Louisville	54 78	87	H Virginia	50 52							
11	H Florida St.	55 96	38	A Duke	68 95							
90	A Boston College	65 59	35	A North Carolina St.	47 64							
116	H North Carolina	75 63	310	A FIU	57 53							
28	H Syracuse	65 91	156	N Hampton	42 47							

Non-Div I Games:

Wake Forest

■ Loss,
■ Non-Conf,
■ S Site,
■ Home
■ A Away
N Neutral

Average RPI Win:	119	WON-LOST	WINNING	LAST 10	STRENGTH OF	OPP. STRENGTH	TEAM	ADJ.	CONF.	ADJ CONF.
Average RPI Loss:	29	RECORD	PCT. RANK	GAMES	SCHEDULE	OF SCHEDULE	RPI	RPI	RPI	RPI
DIV. I ONLY	16- 5	45	7- 3	30	15	20	20	1	1	
DIV. I NON-CONF.	9- 2	37	2- 0	52	102	40	40	1	1	
TOTALS	RPI 1-25	RPI 26-50	W-L RECORDS	RPI 51-100	RPI 101-150	RPI 150+				
16- 5	1- 2	1- 2	OVERALL	7- 1	2- 0	5- 0				
10- 2	1- 1	1- 1	HOME	4- 0	0- 0	4- 0				
5- 2	0- 1	0- 0	AWAY	3- 1	1- 0	1- 0				
1- 1	0- 0	0- 1	NEUTRAL	0- 0	1- 0	0- 0				
9- 2	0- 0	0- 2	NON-CONFERENCE	3- 0	2- 0	4- 0				
6- 1	0- 0	0- 1	HOME	2- 0	0- 0	4- 0				
2- 0	0- 0	0- 0	AWAY	1- 0	1- 0	0- 0				
1- 1	0- 0	0- 1	NEUTRAL	0- 0	1- 0	0- 0				
7- 3	1- 2	1- 0	CONFERENCE	4- 1	0- 0	1- 0				
4- 1	1- 1	1- 0	HOME	2- 0	0- 0	0- 0				
3- 2	0- 1	0- 0	AWAY	2- 1	0- 0	1- 0				
0- 0	0- 0	0- 0	NEUTRAL	0- 0	0- 0	0- 0				

RPI 1-25				Team's RPI: 20	RPI 26-50				RPI 51-100				RPI 101+							
RPI	S	Opponent	Score		RPI	S	Opponent	Score		RPI	S	Opponent	Score		RPI	S	Opponent	Score		
5	A	Stanford	53	69	27	H	Southern California	69	60	55	A	Washington St.	79	64	127	N	Texas Tech	77	73	
8	H	UCLA	64	56	28	N	Syracuse	62	66	55	H	Washington St.	69	63	140	A	Fresno St.	89	79	
10	H	Arizona St.	61	68	30	H	Oklahoma	68	71	63	A	California	75	65	168	A	Colorado	76	74	
											64	H	UC Riverside	78	43	173	H	Weber St.	69	56
											66	H	Santa Clara	100	55	236	H	Seattle	96	55
											71	A	Utah	83	88	271	H	Portland	83	65
											81	A	South Dakota	77	64	275	H	San Diego St.	80	51
											94	H	Arizona	63	47					
LAST 12 Division I GAMES:																				
63	A	California	75	65	10	H	Arizona St.	61	68											
5	A	Stanford	53	69	71	A	Utah	83	88											
55	H	Washington St.	69	63	168	A	Colorado	76	74											
27	H	Southern California	69	60	55	A	Washington St.	79	64											
8	H	UCLA	64	56	173	H	Weber St.	69	56											
94	H	Arizona	63	47	64	H	UC Riverside	78	43											

Non-Div I Games:

Washington

■ Loss,
 ■ Non-Conf, S Site,
 ■ Home
 ■ Away
 N Neutral

Average RPI Win:	156	WON-LOST	WINNING	LAST 10	STRENGTH OF	OPP. STRENGTH	TEAM	ADJ.	CONF.	ADJ CONF.
Average RPI Loss:	28	RECORD	PCT. RANK	GAMES	SCHEDULE	OF SCHEDULE	RPI	RPI	RPI	RPI
DIV. I ONLY	12- 9	132	3- 7	40	12	55	55	1	1	
DIV. I NON-CONF.	9- 2	37	1- 1	96	86	21	21	1	1	
TOTALS	RPI 1-25	RPI 26-50	W-L RECORDS	RPI 51-100	RPI 101-150	RPI 150+				
12- 9	0- 6	1- 1	OVERALL	3- 2	1- 0	7- 0				
6- 3	0- 3	1- 0	HOME	2- 0	0- 0	3- 0				
5- 6	0- 3	0- 1	AWAY	1- 2	1- 0	3- 0				
1- 0	0- 0	0- 0	NEUTRAL	0- 0	0- 0	1- 0				
9- 2	0- 1	0- 1	NON-CONFERENCE	2- 0	1- 0	6- 0				
4- 0	0- 0	0- 0	HOME	1- 0	0- 0	3- 0				
4- 2	0- 1	0- 1	AWAY	1- 0	1- 0	2- 0				
1- 0	0- 0	0- 0	NEUTRAL	0- 0	0- 0	1- 0				
3- 7	0- 5	1- 0	CONFERENCE	1- 2	0- 0	1- 0				
2- 3	0- 3	1- 0	HOME	1- 0	0- 0	0- 0				
1- 4	0- 2	0- 0	AWAY	0- 2	0- 0	1- 0				
0- 0	0- 0	0- 0	NEUTRAL	0- 0	0- 0	0- 0				

RPI S	Opponent	Score	RPI S	Opponent	Score	RPI S	Opponent	Score	RPI S	Opponent	Score
5	A Stanford	52 69	27	H Southern California	73 61	63	A California	71 74	111	A Boise St.	57 52
8	H UCLA	73 75	42	A St. Mary's (CA)	71 75	70	A San Diego	78 72	154	A Hawaii	62 52
10	H Arizona St.	45 63				71	A Utah	71 73	156	H Hampton	68 61
15	A Oklahoma St.	60 70				89	H Gonzaga	55 48	168	A Colorado	74 66
20	A Washington	63 69				94	H Arizona	67 46	201	A Kansas	66 53
20	H Washington	64 79							220	H San Jose St.	95 80
									261	H UC Santa Barbara	61 44
									319	N Nevada	70 57
LAST 12 Division I GAMES:											
5	A Stanford	52 69	94	H Arizona	67 46						
63	A California	71 74	168	A Colorado	74 66						
20	A Washington	63 69	71	A Utah	71 73						
8	H UCLA	73 75	20	H Washington	64 79						
27	H Southern California	73 61	201	A Kansas	66 53						
10	H Arizona St.	45 63	42	A St. Mary's (CA)	71 75						

Non-Div I Games:

Washington St.

■ Loss,
 ■ Non-Conf,
 S Site,
 ■ Home
 ■ Away
 N Neutral

Average RPI Win:	246	WON-LOST	WINNING	LAST 10	STRENGTH OF	OPP. STRENGTH	TEAM	ADJ.	CONF.	ADJ CONF.
Average RPI Loss:	112	RECORD	PCT. RANK	GAMES	SCHEDULE	OF SCHEDULE	RPI	RPI	RPI	RPI
DIV. I ONLY	13- 5	60	7- 2	341	102	173	173	18	18	
DIV. I NON-CONF.	6- 3	100	1- 1	308	98	163	163	19	19	
TOTALS	RPI 1-25	RPI 26-50	W-L RECORDS	RPI 51-100	RPI 101-150	RPI 150+				
13- 5	0- 2	0- 0	OVERALL	0- 0	0- 0	13- 3				
4- 3	0- 1	0- 0	HOME	0- 0	0- 0	4- 2				
8- 2	0- 1	0- 0	AWAY	0- 0	0- 0	8- 1				
1- 0	0- 0	0- 0	NEUTRAL	0- 0	0- 0	1- 0				
6- 3	0- 2	0- 0	NON-CONFERENCE	0- 0	0- 0	6- 1				
1- 2	0- 1	0- 0	HOME	0- 0	0- 0	1- 1				
4- 1	0- 1	0- 0	AWAY	0- 0	0- 0	4- 0				
1- 0	0- 0	0- 0	NEUTRAL	0- 0	0- 0	1- 0				
7- 2	0- 0	0- 0	CONFERENCE	0- 0	0- 0	7- 2				
3- 1	0- 0	0- 0	HOME	0- 0	0- 0	3- 1				
4- 1	0- 0	0- 0	AWAY	0- 0	0- 0	4- 1				
0- 0	0- 0	0- 0	NEUTRAL	0- 0	0- 0	0- 0				

RPI 1-25				RPI 26-50				RPI 51-100				RPI 101+ Team's RPI: 173			
RPI	S	Opponent	Score	RPI	S	Opponent	Score	RPI	S	Opponent	Score	RPI	S	Opponent	Score
20	A	Washington	56 69									151	A	North Dakota	62 56
21	H	BYU	51 68									162	H	Col. of Charleston	42 50
												176	A	Idaho St.	61 46
												176	H	Idaho St.	57 58
												179	A	Northern Colo.	63 65
												179	H	Northern Colo.	82 79
												196	A	North Texas	45 38
												211	H	Sacramento St.	77 66
												222	H	Utah Valley	61 56
												250	N	Stephen F. Austin	56 46
												259	A	Northern Ariz.	76 56
												271	A	Portland	57 55
												300	A	Denver	61 49
												318	H	Portland St.	102 73
												328	A	Southern Utah	69 51
												341	A	Cal St. Fullerton	60 40
LAST 12 Division I GAMES:															
179	H	Northern Colo.	82 79	179	A	Northern Colo.	63 65								
328	A	Southern Utah	69 51	151	A	North Dakota	62 56								
259	A	Northern Ariz.	76 56	176	A	Idaho St.	61 46								
176	H	Idaho St.	57 58	20	A	Washington	56 69								
211	H	Sacramento St.	77 66	222	H	Utah Valley	61 56								
318	H	Portland St.	102 73	21	H	BYU	51 68								

Non-Div I Games: Westminster (UT) 79 46 Bethesda (CA) 86 60

Weber St.

Loss, Non-Conf, S Site, H Home A Away N Neutral

West Virginia

Through Games Of Feb. 4, 2016

Average RPI Win:	170	WON-LOST	WINNING	LAST 10	STRENGTH OF	OPP. STRENGTH	TEAM	ADJ.	CONF.	ADJ CONF.
Average RPI Loss:	27	RECORD	PCT. RANK	GAMES	SCHEDULE	OF SCHEDULE	RPI	RPI	RPI	RPI
DIV. I ONLY	17- 6	50	6- 4	56	51	39	39	3	3	
DIV. I NON-CONF.	11- 2	28	2- 0	146	176	48	48	3	3	
TOTALS	RPI 1-25	RPI 26-50	W-L RECORDS	RPI 51-100	RPI 101-150	RPI 150+				
17- 6	0- 3	2- 2	OVERALL	4- 1	3- 0	8- 0				
8- 2	0- 2	0- 0	HOME	1- 0	1- 0	6- 0				
4- 3	0- 1	1- 1	AWAY	1- 1	1- 0	1- 0				
5- 1	0- 0	1- 1	NEUTRAL	2- 0	1- 0	1- 0				
11- 2	0- 0	1- 1	NON-CONFERENCE	3- 1	1- 0	6- 0				
6- 0	0- 0	0- 0	HOME	1- 0	0- 0	5- 0				
0- 1	0- 0	0- 0	AWAY	0- 1	0- 0	0- 0				
5- 1	0- 0	1- 1	NEUTRAL	2- 0	1- 0	1- 0				
6- 4	0- 3	1- 1	CONFERENCE	1- 0	2- 0	2- 0				
2- 2	0- 2	0- 0	HOME	0- 0	1- 0	1- 0				
4- 2	0- 1	1- 1	AWAY	1- 0	1- 0	1- 0				
0- 0	0- 0	0- 0	NEUTRAL	0- 0	0- 0	0- 0				

RPI 1-25				RPI 26-50				Team's RPI: 39	RPI 51-100				RPI 101+			
RPI	S	Opponent	Score	RPI	S	Opponent	Score		RPI	S	Opponent	Score	RPI	S	Opponent	Score
3	A	Baylor	64 69	27	N	Southern California	67 78		65	N	James Madison	69 62	127	A	Texas Tech	69 42
3	H	Baylor	61 71	30	A	Oklahoma	54 57		83	H	Elon	67 57	127	H	Texas Tech	79 57
9	H	Texas	54 65	47	N	Indiana	75 64		89	A	Gonzaga	57 62	135	N	Marshall	66 60
				49	A	Kansas St.	72 53		91	A	TCU	97 84	201	A	Kansas	65 45
									100	N	Yale	70 60	201	H	Kansas	72 35
													226	N	Grand Canyon	68 50
													232	H	Coppin St.	96 64
													288	H	Morehead St.	94 56
													303	H	Longwood	74 43
													305	H	Delaware St.	77 34
													314	H	Fairleigh Dickinson	91 42
LAST 12 Division I GAMES:																
127	A	Texas Tech	69 42	127	H	Texas Tech	79 57		49	A	Kansas St.	72 53				
3	H	Baylor	61 71	201	A	Kansas	65 45		9	H	Texas	54 65				
30	A	Oklahoma	54 57	83	H	Elon	67 57		47	N	Indiana	75 64				
91	A	TCU	97 84													
201	H	Kansas	72 35													
3	A	Baylor	64 69													

Non-Div I Games:

West Virginia

■ Loss,
 ■ Non-Conf, S Site,
 ■ Home
 ■ Away
 N Neutral

Average RPI Win:	301	WON-LOST	WINNING	LAST 10	STRENGTH OF	OPP. STRENGTH	TEAM	ADJ.	CONF.	ADJ CONF.
Average RPI Loss:	172	RECORD	PCT. RANK	GAMES	SCHEDULE	OF SCHEDULE	RPI	RPI	RPI	RPI
DIV. I ONLY	3- 16	325	2- 7	139	314	296	296	17	17	
DIV. I NON-CONF.	1- 10	330	0- 3	151	346	312	312	16	16	
TOTALS	RPI 1-25	RPI 26-50	W-L RECORDS	RPI 51-100	RPI 101-150	RPI 150+				
3- 16	0- 0	0- 2	OVERALL	0- 1	0- 4	3- 9				
2- 5	0- 0	0- 0	HOME	0- 0	0- 3	2- 2				
0- 11	0- 0	0- 2	AWAY	0- 1	0- 1	0- 7				
1- 0	0- 0	0- 0	NEUTRAL	0- 0	0- 0	1- 0				
1- 10	0- 0	0- 2	NON-CONFERENCE	0- 0	0- 1	1- 7				
0- 2	0- 0	0- 0	HOME	0- 0	0- 1	0- 1				
0- 8	0- 0	0- 2	AWAY	0- 0	0- 0	0- 6				
1- 0	0- 0	0- 0	NEUTRAL	0- 0	0- 0	1- 0				
2- 6	0- 0	0- 0	CONFERENCE	0- 1	0- 3	2- 2				
2- 3	0- 0	0- 0	HOME	0- 0	0- 2	2- 1				
0- 3	0- 0	0- 0	AWAY	0- 1	0- 1	0- 1				
0- 0	0- 0	0- 0	NEUTRAL	0- 0	0- 0	0- 0				

RPI 1-25	RPI 26-50	RPI 51-100	RPI 101+	Team's RPI: 296
RPI S Opponent Score	RPI S Opponent Score	RPI S Opponent Score	RPI S Opponent Score	Score
	35 A North Carolina St. 55 86	56 A Chattanooga 59 77	121 H Samford 42 59	
	38 A Duke 47 84		128 A Mercer 42 63	
			128 H Mercer 88 92	
			143 H UNC Asheville 45 67	
			153 A ETSU 62 74	
			170 A Davidson 51 64	
			213 A Eastern Ky. 62 91	
			221 H Furman 76 83	
			230 A USC Upstate 59 68	
			258 H Bethune-Cookman 59 66	
			282 A Campbell 66 73	
			286 A Kennesaw St. 53 65	
			287 H UNCG 84 72	
			293 A Charleston So. 59 80	
			304 N Florida A&M 69 53	
			311 H Wofford 74 72	
LAST 12 Division I GAMES:				
128 A Mercer 42 63	128 H Mercer 88 92			
287 H UNCG 84 72	121 H Samford 42 59			
311 H Wofford 74 72	230 A USC Upstate 59 68			
221 H Furman 76 83	38 A Duke 47 84			
153 A ETSU 62 74	293 A Charleston So. 59 80			
56 A Chattanooga 59 77	35 A North Carolina St. 55 86			

Non-Div I Games: Anderson (SC) 72 55 Brevard 68 60 Warren Wilson 106 52

Western Caro.

Average RPI Win:	283	WON-LOST	WINNING	LAST 10	STRENGTH OF	OPP. STRENGTH	TEAM	ADJ.	CONF.	ADJ CONF.
Average RPI Loss:	144	RECORD	PCT. RANK	GAMES	SCHEDULE	OF SCHEDULE	RPI	RPI	RPI	RPI
DIV. I ONLY	11- 10	161	6- 4	298	256	229	229	19	19	
DIV. I NON-CONF.	5- 6	180	1- 1	284	271	240	240	20	20	
TOTALS	RPI 1-25	RPI 26-50	W-L RECORDS	RPI 51-100	RPI 101-150	RPI 150+				
11- 10	0- 0	0- 2	OVERALL	0- 2	1- 1	10- 5				
6- 4	0- 0	0- 0	HOME	0- 1	1- 1	5- 2				
4- 5	0- 0	0- 2	AWAY	0- 1	0- 0	4- 2				
1- 1	0- 0	0- 0	NEUTRAL	0- 0	0- 0	1- 1				
5- 6	0- 0	0- 2	NON-CONFERENCE	0- 0	1- 0	4- 4				
2- 2	0- 0	0- 0	HOME	0- 0	1- 0	1- 2				
2- 3	0- 0	0- 2	AWAY	0- 0	0- 0	2- 1				
1- 1	0- 0	0- 0	NEUTRAL	0- 0	0- 0	1- 1				
6- 4	0- 0	0- 0	CONFERENCE	0- 2	0- 1	6- 1				
4- 2	0- 0	0- 0	HOME	0- 1	0- 1	4- 0				
2- 2	0- 0	0- 0	AWAY	0- 1	0- 0	2- 1				
0- 0	0- 0	0- 0	NEUTRAL	0- 0	0- 0	0- 0				

RPI S	Opponent	Score	RPI S	Opponent	Score	RPI S	Opponent	Score	RPI S	Opponent	Score	Team's RPI: 229
46	A Iowa	81 96	49	A Kansas St.	45 84	57	A South Dakota St.	63 85	114	H IUPUI	60 68	
						81	H South Dakota	77 102	144	H SIUE	78 74	
									151	A North Dakota	67 78	
									161	H Oral Roberts	72 61	
									178	H Southeast Mo. St.	84 89	
									219	H Ill.-Chicago	70 78	
									258	N Bethune-Cookman	75 59	
									262	A Omaha	66 79	
									262	H Omaha	74 55	
									284	N Towson	77 83	
									300	H Denver	63 60	
									317	A Illinois St.	79 64	
									329	A North Dakota St.	94 82	
									332	A IPFW	78 74	
									332	H IPFW	88 87	
									336	H Chicago St.	88 50	
									342	A Eastern Ill.	92 69	
LAST 12 Division I GAMES:												
332	H IPFW	88 87	114	H IUPUI	60 68							
262	H Omaha	74 55	332	A IPFW	78 74							
81	H South Dakota	77 102	262	A Omaha	66 79							
57	A South Dakota St.	63 85	161	H Oral Roberts	72 61							
329	A North Dakota St.	94 82	317	A Illinois St.	79 64							
300	H Denver	63 60	49	A Kansas St.	45 84							

Non-Div I Games: Ashford 86 58 Central Methodist 108 46

Western Ill.

Average RPI Win: 184	WON-LOST	WINNING	LAST 10	STRENGTH OF	OPP. STRENGTH	TEAM	ADJ.	CONF.	ADJ CONF.
Average RPI Loss: 89	RECORD	PCT. RANK	GAMES	SCHEDULE	OF SCHEDULE	RPI	RPI	RPI	RPI
DIV. I ONLY	17- 3	16	9- 1	204	87	54	54	11	11
DIV. I NON-CONF.	8- 2	51	2- 0	206	80	57	57	10	10
TOTALS	RPI 1-25	RPI 26-50	W-L RECORDS	RPI 51-100	RPI 101-150	RPI 150+			
17- 3	1- 0	0- 0	OVERALL	1- 2	3- 1	12- 0			
10- 0	1- 0	0- 0	HOME	1- 0	2- 0	6- 0			
6- 3	0- 0	0- 0	AWAY	0- 2	1- 1	5- 0			
1- 0	0- 0	0- 0	NEUTRAL	0- 0	0- 0	1- 0			
8- 2	1- 0	0- 0	NON-CONFERENCE	0- 1	1- 1	6- 0			
4- 0	1- 0	0- 0	HOME	0- 0	1- 0	2- 0			
3- 2	0- 0	0- 0	AWAY	0- 1	0- 1	3- 0			
1- 0	0- 0	0- 0	NEUTRAL	0- 0	0- 0	1- 0			
9- 1	0- 0	0- 0	CONFERENCE	1- 1	2- 0	6- 0			
6- 0	0- 0	0- 0	HOME	1- 0	1- 0	4- 0			
3- 1	0- 0	0- 0	AWAY	0- 1	1- 0	2- 0			
0- 0	0- 0	0- 0	NEUTRAL	0- 0	0- 0	0- 0			

RPI 1-25				RPI 26-50				RPI 51-100 Team's RPI: 54				RPI 101+			
RPI	S	Opponent	Score	RPI	S	Opponent	Score	RPI	S	Opponent	Score	RPI	S	Opponent	Score
12	H	Louisville	71 69					58	A	Ball St.	60 74	122	H	Belmont	80 65
								74	A	Middle Tenn.	75 83	135	H	Marshall	81 52
								85	H	Charlotte	77 66	136	A	Ole Miss	53 59
												145	A	Fla. Atlantic	81 62
												159	A	Texas-Arlington	73 64
												162	A	Col. of Charleston	78 44
												165	H	Old Dominion	68 51
												183	A	UAB	63 49
												187	N	George Mason	84 58
												196	H	North Texas	65 53
												213	H	Eastern Ky.	76 60
												231	H	UTSA	72 65
												238	H	Rice	52 49
												255	H	Austin Peay	88 69
												310	A	FIU	71 69
												335	A	Lipscomb	64 56
LAST 12 Division I GAMES:															
231	H	UTSA	72 65	238	H	Rice	52 49								
74	A	Middle Tenn.	75 83	145	A	Fla. Atlantic	81 62								
183	A	UAB	63 49	310	A	FIU	71 69								
85	H	Charlotte	77 66	135	H	Marshall	81 52								
165	H	Old Dominion	68 51	122	H	Belmont	80 65								
196	H	North Texas	65 53	335	A	Lipscomb	64 56								

Non-Div I Games: Alas. Anchorage 62 58

Western Ky.

Average RPI Win:	253	WON-LOST	WINNING	LAST 10	STRENGTH OF	OPP. STRENGTH	TEAM	ADJ.	CONF.	ADJ CONF.
Average RPI Loss:	65	RECORD	PCT. RANK	GAMES	SCHEDULE	OF SCHEDULE	RPI	RPI	RPI	RPI
DIV. I ONLY	11- 9	144	5- 5	138	155	119	119	12	12	
DIV. I NON-CONF.	6- 4	125	0- 1	139	188	101	101	13	13	
TOTALS	RPI 1-25	RPI 26-50	W-L RECORDS	RPI 51-100	RPI 101-150	RPI 150+				
11- 9	0- 1	0- 2	OVERALL	0- 4	1- 2	10- 0				
5- 2	0- 0	0- 0	HOME	0- 1	0- 1	5- 0				
5- 5	0- 1	0- 1	AWAY	0- 2	1- 1	4- 0				
1- 2	0- 0	0- 1	NEUTRAL	0- 1	0- 0	1- 0				
6- 4	0- 1	0- 1	NON-CONFERENCE	0- 2	0- 0	6- 0				
2- 0	0- 0	0- 0	HOME	0- 0	0- 0	2- 0				
3- 2	0- 1	0- 0	AWAY	0- 1	0- 0	3- 0				
1- 2	0- 0	0- 1	NEUTRAL	0- 1	0- 0	1- 0				
5- 5	0- 0	0- 1	CONFERENCE	0- 2	1- 2	4- 0				
3- 2	0- 0	0- 0	HOME	0- 1	0- 1	3- 0				
2- 3	0- 0	0- 1	AWAY	0- 1	1- 1	1- 0				
0- 0	0- 0	0- 0	NEUTRAL	0- 0	0- 0	0- 0				

RPI 1-25				RPI 26-50				RPI 51-100				RPI 101+ Team's RPI: 119			
RPI	S	Opponent	Score	RPI	S	Opponent	Score	RPI	S	Opponent	Score	RPI	S	Opponent	Score
19	A	Michigan St.	40 78	29	N	Mississippi St.	68 90	58	H	Ball St.	53 77	109	A	Toledo	73 80
				32	A	Ohio	63 73	69	N	FGCU	42 60	109	H	Toledo	68 80
								79	A	Northwestern	62 86	125	A	Buffalo	92 78
								84	A	Central Mich.	51 53	155	A	Loyola Chicago	68 45
												181	H	Detroit	70 66
												215	N	Gardner-Webb	71 44
												235	H	Bowling Green	74 45
												245	H	Miami (OH)	80 66
												301	A	Bradley	72 59
												330	A	Kent St.	65 53
												330	H	Kent St.	73 52
												332	A	IPFW	70 48
												336	H	Chicago St.	65 56
LAST 12 Division I GAMES:															
109	H	Toledo	68 80	330	H	Kent St.	73 52								
330	A	Kent St.	65 53	109	A	Toledo	73 80								
84	A	Central Mich.	51 53	235	H	Bowling Green	74 45								
58	H	Ball St.	53 77	32	A	Ohio	63 73								
125	A	Buffalo	92 78	69	N	FGCU	42 60								
245	H	Miami (OH)	80 66	29	N	Mississippi St.	68 90								

Non-Div I Games: Ferris St. 73 41 Wis.-Parkside 56 49

Western Mich.

■ Loss,
 ■ Non-Conf,
 ■ S Site,
 ■ Home
 ■ A Away
 N Neutral

WON-LOST				WINNING		LAST 10		STRENGTH OF		OPP. STRENGTH		TEAM		ADJ.		CONF.		ADJ CONF.	
Average RPI Win: 260		RECORD		PCT. RANK		GAMES		SCHEDULE		OF SCHEDULE		RPI		RPI		RPI		RPI	
DIV. I ONLY		5- 15		289		1- 0		196		206		290		290		21		21	
DIV. I NON-CONF.		3- 8		258		1- 0		153		218		258		258		17		17	
TOTALS		RPI 1-25		RPI 26-50		W-L RECORDS		RPI 51-100		RPI 101-150		RPI 150+							
5- 15		0- 1		0- 1		OVERALL		0- 2		1- 3		4- 8							
4- 7		0- 1		0- 1		HOME		0- 1		1- 2		3- 2							
1- 7		0- 0		0- 0		AWAY		0- 1		0- 1		1- 5							
0- 1		0- 0		0- 0		NEUTRAL		0- 0		0- 0		0- 1							
3- 8		0- 1		0- 1		NON-CONFERENCE		0- 1		0- 1		3- 4							
2- 4		0- 1		0- 1		HOME		0- 0		0- 0		2- 2							
1- 3		0- 0		0- 0		AWAY		0- 1		0- 1		1- 1							
0- 1		0- 0		0- 0		NEUTRAL		0- 0		0- 0		0- 1							
2- 7		0- 0		0- 0		CONFERENCE		0- 1		1- 2		1- 4							
2- 3		0- 0		0- 0		HOME		0- 1		1- 2		1- 0							
0- 4		0- 0		0- 0		AWAY		0- 0		0- 0		0- 4							
0- 0		0- 0		0- 0		NEUTRAL		0- 0		0- 0		0- 0							

RPI 1-25					
RPI	S	Opponent	Score		
13	H	Tennessee	51	58	
RPI 26-50					
RPI	S	Opponent	Score		
31	H	Missouri	37	57	
RPI 51-100					
RPI	S	Opponent	Score		
53	A	Arkansas St.	40	67	
97	H	Missouri St.	57	77	
RPI 101+					
RPI	S	Opponent	Team's RPI: Score		
104	H	Drake	56	87	
112	H	UNI	44	55	
120	A	Creighton	54	79	
137	H	Southern Ill.	57	48	
155	A	Loyola Chicago	55	60	
178	H	Southeast Mo. St.	62	66	
180	H	Eastern Wash.	62	67	
204	N	Richmond	50	63	
241	A	Indiana St.	33	59	
268	H	Prairie View	64	36	
277	A	Tennessee Tech	48	54	
278	H	N.C. A&T	55	53	
301	A	Bradley	44	50	
306	H	Evansville	58	50	
310	A	FIU	76	62	
317	A	Illinois St.	49	70	

Non-Div I Games:

Wichita St.

Loss, Non-Conf, S Site, H Home A Away N Neutral

Average RPI Win:	250	WON-LOST	WINNING	LAST 10	STRENGTH OF	OPP. STRENGTH	TEAM	ADJ.	CONF.	ADJ CONF.
Average RPI Loss:	143	RECORD	PCT. RANK	GAMES	SCHEDULE	OF SCHEDULE	RPI	RPI	RPI	RPI
DIV. I ONLY	13- 7	93	5- 5	329	178	191	191	13	13	
DIV. I NON-CONF.	9- 2	37	2- 1	346	297	158	158	12	12	
TOTALS	RPI 1-25	RPI 26-50	W-L RECORDS	RPI 51-100	RPI 101-150	RPI 150+				
13- 7	0- 0	0- 0	OVERALL	1- 3	0- 0	12- 4				
8- 2	0- 0	0- 0	HOME	1- 1	0- 0	7- 1				
5- 5	0- 0	0- 0	AWAY	0- 0	0- 0	5- 2				
0- 0	0- 0	0- 0	NEUTRAL	0- 0	0- 0	0- 0				
9- 2	0- 0	0- 0	NON-CONFERENCE	0- 1	0- 0	9- 1				
5- 0	0- 0	0- 0	HOME	0- 0	0- 0	5- 0				
4- 2	0- 0	0- 0	AWAY	0- 1	0- 0	4- 1				
0- 0	0- 0	0- 0	NEUTRAL	0- 0	0- 0	0- 0				
4- 5	0- 0	0- 0	CONFERENCE	1- 2	0- 0	3- 3				
3- 2	0- 0	0- 0	HOME	1- 1	0- 0	2- 1				
1- 3	0- 0	0- 0	AWAY	0- 1	0- 0	1- 2				
0- 0	0- 0	0- 0	NEUTRAL	0- 0	0- 0	0- 0				

RPI S	Opponent	Score	RPI S	Opponent	Score	RPI S	Opponent	Score	RPI S	Opponent	Score	Team's RPI: 191
						65	H James Madison	65 59	162	H Col. of Charleston	51 55	
						68	A Hofstra	45 75	165	H Old Dominion	75 64	
						75	H Drexel	50 67	194	A Delaware	63 67	
						96	A VCU	47 73	199	A Northeastern	68 69	
									199	H Northeastern	69 62	
									204	A Richmond	50 56	
									217	H Grambling	74 55	
									242	A Clemson	58 41	
									252	H UNCW	77 65	
									253	H American	62 51	
									263	A Loyola Maryland	62 61	
									284	A Towson	73 54	
									305	A Delaware St.	65 59	
									311	H Wofford	75 55	
									339	A Mt. St. Mary's	76 74	
									349	H Norfolk St.	67 47	
LAST 12 Division I GAMES:												
199	H	Northeastern	69	62	75	H	Drexel	50	67			
162	H	Col. of Charleston	51	55	284	A	Towson	73	54			
194	A	Delaware	63	67	65	H	James Madison	65	59			
252	H	UNCW	77	65	165	H	Old Dominion	75	64			
68	A	Hofstra	45	75	96	A	VCU	47	73			
199	A	Northeastern	68	69	349	H	Norfolk St.	67	47			

Non-Div I Games:

William & Mary

■ Loss,
■ Non-Conf,
■ S Site,
■ H Home
■ A Away
N Neutral

Average RPI Win: 282	WON-LOST	WINNING	LAST 10	STRENGTH OF	OPP. STRENGTH	TEAM	ADJ.	CONF.	ADJ CONF.
Average RPI Loss: 162	RECORD	PCT. RANK	GAMES	SCHEDULE	OF SCHEDULE	RPI	RPI	RPI	RPI
DIV. I ONLY	3- 18	330	1- 9	156	257	313	313	26	26
DIV. I NON-CONF.	1- 8	320	0- 2	44	58	242	242	28	28
TOTALS	RPI 1-25	RPI 26-50	W-L RECORDS	RPI 51-100	RPI 101-150	RPI 150+			
3- 18	0- 1	0- 3	OVERALL	0- 1	0- 4	3- 9			
3- 5	0- 0	0- 0	HOME	0- 0	0- 1	3- 4			
0- 12	0- 1	0- 2	AWAY	0- 1	0- 3	0- 5			
0- 1	0- 0	0- 1	NEUTRAL	0- 0	0- 0	0- 0			
1- 8	0- 1	0- 3	NON-CONFERENCE	0- 1	0- 1	1- 2			
1- 0	0- 0	0- 0	HOME	0- 0	0- 0	1- 0			
0- 7	0- 1	0- 2	AWAY	0- 1	0- 1	0- 2			
0- 1	0- 0	0- 1	NEUTRAL	0- 0	0- 0	0- 0			
2- 10	0- 0	0- 0	CONFERENCE	0- 0	0- 3	2- 7			
2- 5	0- 0	0- 0	HOME	0- 0	0- 1	2- 4			
0- 5	0- 0	0- 0	AWAY	0- 0	0- 2	0- 3			
0- 0	0- 0	0- 0	NEUTRAL	0- 0	0- 0	0- 0			

RPI 1-25				RPI 26-50				RPI 51-100				RPI 101+ Team's RPI: 313			
RPI	S	Opponent	Score	RPI	S	Opponent	Score	RPI	S	Opponent	Score	RPI	S	Opponent	Score
2	A	South Carolina	37 86	30	A	Oklahoma	48 78	62	A	Auburn	33 76	107	A	Liberty	61 77
				32	N	Ohio	54 75					108	A	Akron	59 76
				38	A	Duke	50 78					143	A	UNC Asheville	55 63
												143	H	UNC Asheville	59 67
												162	A	Col. of Charleston	63 77
												203	H	Presbyterian	48 59
												215	H	Gardner-Webb	81 62
												221	A	Furman	52 71
												227	A	Radford	44 66
												239	H	High Point	67 74
												282	H	Campbell	50 49
												293	A	Charleston So.	51 54
												293	H	Charleston So.	50 58
												303	A	Longwood	60 67
												303	H	Longwood	60 63
												348	H	N.C. Central	62 39
LAST 12 Division I GAMES:															
143	H	UNC Asheville	59 67	203	H	Presbyterian	48 59								
293	H	Charleston So.	50 58	227	A	Radford	44 66								
303	A	Longwood	60 67	303	H	Longwood	60 63								
282	H	Campbell	50 49	143	A	UNC Asheville	55 63								
239	H	High Point	67 74	162	A	Col. of Charleston	63 77								
107	A	Liberty	61 77	62	A	Auburn	33 76								

Non-Div I Games:

Winthrop

■ Loss,
■ Non-Conf, S Site,
■ Home
■ Away
N Neutral

Average RPI Win:	157	WON-LOST	WINNING	LAST 10	STRENGTH OF	OPP. STRENGTH	TEAM	ADJ.	CONF.	ADJ CONF.
Average RPI Loss:	68	RECORD	PCT. RANK	GAMES	SCHEDULE	OF SCHEDULE	RPI	RPI	RPI	RPI
DIV. I ONLY	6- 15	276	1- 9	21	29	157	157	4	4	
DIV. I NON-CONF.	4- 6	201	1- 0	74	75	159	159	4	4	
TOTALS	RPI 1-25	RPI 26-50	W-L RECORDS	RPI 51-100	RPI 101-150	RPI 150+				
6- 15	0- 6	1- 2	OVERALL	0- 4	2- 2	3- 1				
4- 7	0- 4	1- 1	HOME	0- 1	1- 1	2- 0				
1- 8	0- 2	0- 1	AWAY	0- 3	1- 1	0- 1				
1- 0	0- 0	0- 0	NEUTRAL	0- 0	0- 0	1- 0				
4- 6	0- 2	0- 0	NON-CONFERENCE	0- 2	1- 1	3- 1				
2- 3	0- 2	0- 0	HOME	0- 0	0- 1	2- 0				
1- 3	0- 0	0- 0	AWAY	0- 2	1- 0	0- 1				
1- 0	0- 0	0- 0	NEUTRAL	0- 0	0- 0	1- 0				
2- 9	0- 4	1- 2	CONFERENCE	0- 2	1- 1	0- 0				
2- 4	0- 2	1- 1	HOME	0- 1	1- 0	0- 0				
0- 5	0- 2	0- 1	AWAY	0- 1	0- 1	0- 0				
0- 0	0- 0	0- 0	NEUTRAL	0- 0	0- 0	0- 0				

RPI	S	Opponent	Score	RPI	S	Opponent	Score	RPI	S	Opponent	Score	RPI	S	Opponent	Score	Team's RPI: 157
6	A	Ohio St.	61 87	46	H	Iowa	54 57	51	A	Dayton	64 87	104	H	Drake	70 89	
14	H	Maryland	65 90	47	H	Indiana	73 69	67	A	Nebraska	62 75	132	A	Wake Forest	64 51	
19	A	Michigan St.	67 77	48	A	Rutgers	41 61	77	A	Marquette	61 77	138	H	Penn St.	82 62	
19	H	Michigan St.	54 77					99	H	Minnesota	77 84	150	A	Illinois	65 71	
22	H	Florida	75 91									166	H	Louisiana Tech	79 65	
23	H	Green Bay	58 72									194	N	Delaware	54 52	
												264	H	Northern Ill.	89 62	
												275	A	San Diego St.	57 63	
LAST 12 Division I GAMES:																
6	A	Ohio St.	61 87	46	H	Iowa	54 57	138	H	Penn St.	82 62	48	A	Rutgers	41 61	
19	H	Michigan St.	54 77	47	H	Indiana	73 69	19	A	Michigan St.	67 77	47	H	Indiana	73 69	
67	A	Nebraska	62 75	48	A	Rutgers	41 61	19	A	Michigan St.	67 77	47	H	Indiana	73 69	
99	H	Minnesota	77 84	47	H	Indiana	73 69	19	A	Michigan St.	67 77	47	H	Indiana	73 69	
14	H	Maryland	65 90	47	H	Indiana	73 69	19	A	Michigan St.	67 77	47	H	Indiana	73 69	
150	A	Illinois	65 71	47	H	Indiana	73 69	19	A	Michigan St.	67 77	47	H	Indiana	73 69	
				264	H	Northern Ill.	89 62	19	A	Michigan St.	67 77	47	H	Indiana	73 69	

Non-Div I Games:

Wisconsin

■ Loss,
■ Non-Conf,
■ S Site,
■ H Home
■ A Away
N Neutral

Average RPI Win:	286	WON-LOST	WINNING	LAST 10	STRENGTH OF	OPP. STRENGTH	TEAM	ADJ.	CONF.	ADJ CONF.
Average RPI Loss:	186	RECORD	PCT. RANK	GAMES	SCHEDULE	OF SCHEDULE	RPI	RPI	RPI	RPI
DIV. I ONLY	5- 15	289	2- 7	234	339	311	311	17	17	
DIV. I NON-CONF.	4- 8	234	2- 1	246	349	293	293	16	16	
TOTALS	RPI 1-25	RPI 26-50	W-L RECORDS	RPI 51-100	RPI 101-150	RPI 150+				
5- 15	0- 0	0- 0	OVERALL	0- 3	0- 3	5- 9				
4- 6	0- 0	0- 0	HOME	0- 1	0- 3	4- 2				
1- 9	0- 0	0- 0	AWAY	0- 2	0- 0	1- 7				
0- 0	0- 0	0- 0	NEUTRAL	0- 0	0- 0	0- 0				
4- 8	0- 0	0- 0	NON-CONFERENCE	0- 2	0- 1	4- 5				
4- 1	0- 0	0- 0	HOME	0- 0	0- 1	4- 0				
0- 7	0- 0	0- 0	AWAY	0- 2	0- 0	0- 5				
0- 0	0- 0	0- 0	NEUTRAL	0- 0	0- 0	0- 0				
1- 7	0- 0	0- 0	CONFERENCE	0- 1	0- 2	1- 4				
0- 5	0- 0	0- 0	HOME	0- 1	0- 2	0- 2				
1- 2	0- 0	0- 0	AWAY	0- 0	0- 0	1- 2				
0- 0	0- 0	0- 0	NEUTRAL	0- 0	0- 0	0- 0				

RPI 1-25				RPI 26-50				RPI 51-100				RPI 101+				Team's RPI: 311	
RPI	S	Opponent	Score	RPI	S	Opponent	Score	RPI	S	Opponent	Score	RPI	S	Opponent	Score		
								56	H	Chattanooga	40	53	121	H	Samford	39	58
								98	A	Virginia Tech	42	73	128	H	Mercer	61	70
								99	A	Minnesota	54	98	143	H	UNC Asheville	63	70
												153	A	ETSU	69	70	
												153	H	ETSU	54	70	
												191	A	William & Mary	55	75	
												215	A	Gardner-Webb	61	64	
												221	H	Furman	61	70	
												227	H	Radford	79	70	
												280	H	Jacksonville St.	66	54	
												286	H	Kennesaw St.	70	59	
												287	A	UNCG	58	56	
												293	A	Charleston So.	64	74	
												296	A	Western Caro.	72	74	
												309	A	Coastal Caro.	69	83	
												312	A	South Carolina St.	47	60	
												348	H	N.C. Central	60	37	
LAST 12 Division I GAMES:																	
				153	A	ETSU	69	70		153	H	ETSU	54	70			
				121	H	Samford	39	58		56	H	Chattanooga	40	53			
				128	H	Mercer	61	70		286	H	Kennesaw St.	70	59			
				296	A	Western Caro.	72	74		309	A	Coastal Caro.	69	83			
				287	A	UNCG	58	56		227	H	Radford	79	70			
				221	H	Furman	61	70		348	H	N.C. Central	60	37			

Non-Div I Games: Montreat 83 48 Bluefield Col. 69 58

Wofford

Loss, Non-Conf, S Site, H Home A Away N Neutral

Average RPI Win:	223	WON-LOST	WINNING	LAST 10	STRENGTH OF	OPP. STRENGTH	TEAM	ADJ.	CONF.	ADJ CONF.
Average RPI Loss:	72	RECORD	PCT. RANK	GAMES	SCHEDULE	OF SCHEDULE	RPI	RPI	RPI	RPI
DIV. I ONLY	15- 6	61	7- 3	198	112	105	105	14	14	
DIV. I NON-CONF.	8- 3	77	0- 1	274	79	130	130	14	14	
TOTALS	RPI 1-25	RPI 26-50	W-L RECORDS	RPI 51-100	RPI 101-150	RPI 150+				
15- 6	0- 2	1- 2	OVERALL	0- 0	1- 1	13- 1				
7- 3	0- 2	0- 0	HOME	0- 0	1- 0	6- 1				
6- 2	0- 0	0- 1	AWAY	0- 0	0- 1	6- 0				
2- 1	0- 0	1- 1	NEUTRAL	0- 0	0- 0	1- 0				
8- 3	0- 1	1- 2	NON-CONFERENCE	0- 0	0- 0	7- 0				
4- 1	0- 1	0- 0	HOME	0- 0	0- 0	4- 0				
2- 1	0- 0	0- 1	AWAY	0- 0	0- 0	2- 0				
2- 1	0- 0	1- 1	NEUTRAL	0- 0	0- 0	1- 0				
7- 3	0- 1	0- 0	CONFERENCE	0- 0	1- 1	6- 1				
3- 2	0- 1	0- 0	HOME	0- 0	1- 0	2- 1				
4- 1	0- 0	0- 0	AWAY	0- 0	0- 1	4- 0				
0- 0	0- 0	0- 0	NEUTRAL	0- 0	0- 0	0- 0				

RPI 1-25				RPI 26-50				RPI 51-100				RPI 101+ Team's RPI: 105			
RPI	S	Opponent	Score	RPI	S	Opponent	Score	RPI	S	Opponent	Score	RPI	S	Opponent	Score
23	H	Green Bay	58 63	37	N	George Washington	77 71					106	A	Youngstown St.	69 72
24	H	Georgia	57 63	44	A	Miami (FL)	67 80					147	H	Northern Ky.	66 61
				46	N	Iowa	77 83					172	H	Butler	66 53
												181	A	Detroit	89 71
												189	H	Milwaukee	60 82
												190	A	Oakland	77 72
												202	A	Valparaiso	65 54
												202	H	Valparaiso	80 63
												213	A	Eastern Ky.	71 69
												219	H	Ill.-Chicago	73 62
												240	N	Houston	75 61
												255	H	Austin Peay	77 56
												307	A	Cleveland St.	93 65
												315	H	Southeastern La.	106 72
												330	A	Kent St.	73 68
												335	H	Lipscomb	92 65
LAST 12 Division I GAMES:															
202	A	Valparaiso	65 54	181	A	Detroit	89 71								
307	A	Cleveland St.	93 65	147	H	Northern Ky.	66 61								
106	A	Youngstown St.	69 72	202	H	Valparaiso	80 63								
23	H	Green Bay	58 63	219	H	Ill.-Chicago	73 62								
189	H	Milwaukee	60 82	24	H	Georgia	57 63								
190	A	Oakland	77 72	213	A	Eastern Ky.	71 69								

Non-Div I Games: Mt. St. Joseph 117 26 Cincinnati Christian 107 44

Wright St.

Loss, Non-Conf, S Site, H Home A Away N Neutral

Wyoming

Through Games Of Feb. 4, 2016

Average RPI Win:	262	WON-LOST	WINNING	LAST 10	STRENGTH OF	OPP. STRENGTH	TEAM	ADJ.	CONF.	ADJ CONF.
Average RPI Loss:	156	RECORD	PCT. RANK	GAMES	SCHEDULE	OF SCHEDULE	RPI	RPI	RPI	RPI
DIV. I ONLY	10- 10	166	4- 6	306	226	246	246	20	20	
DIV. I NON-CONF.	6- 3	100	1- 0	204	238	125	125	21	21	
TOTALS	RPI 1-25	RPI 26-50	W-L RECORDS	RPI 51-100	RPI 101-150	RPI 150+				
10- 10	0- 0	0- 1	OVERALL	0- 2	0- 3	10- 4				
7- 4	0- 0	0- 1	HOME	0- 0	0- 1	7- 2				
3- 6	0- 0	0- 0	AWAY	0- 2	0- 2	3- 2				
0- 0	0- 0	0- 0	NEUTRAL	0- 0	0- 0	0- 0				
6- 3	0- 0	0- 1	NON-CONFERENCE	0- 1	0- 1	6- 0				
4- 1	0- 0	0- 1	HOME	0- 0	0- 0	4- 0				
2- 2	0- 0	0- 0	AWAY	0- 1	0- 1	2- 0				
0- 0	0- 0	0- 0	NEUTRAL	0- 0	0- 0	0- 0				
4- 7	0- 0	0- 0	CONFERENCE	0- 1	0- 2	4- 4				
3- 3	0- 0	0- 0	HOME	0- 0	0- 1	3- 2				
1- 4	0- 0	0- 0	AWAY	0- 1	0- 1	1- 2				
0- 0	0- 0	0- 0	NEUTRAL	0- 0	0- 0	0- 0				

RPI S	Opponent	Score	RPI S	Opponent	Score	RPI S	Opponent	Score	RPI S	Opponent	Score	Team's RPI: 246
42	H St. Mary's (CA)	64 70	61	A Colorado St.	42 63	111	A Boise St.	49 58	130	A Idaho	57 61	
			89	A Gonzaga	57 61	140	H Fresno St.	42 49	163	H Montana St.	75 69	
						168	H Colorado	77 68	169	H New Mexico	66 48	
						171	A UNLV	37 66	216	H Montana	68 61	
						220	H San Jose St.	66 67	261	H UC Santa Barbara	76 67	
						275	H San Diego St.	77 84	300	A Denver	75 64	
						319	A Nevada	65 68	319	H Nevada	68 53	
						341	A Cal St. Fullerton	61 56	343	A Air Force	67 45	
						343	H Air Force	84 56				
LAST 12 Division I GAMES:												
343	H Air Force	84 56	220	H San Jose St.	66 67							
61	A Colorado St.	42 63	171	A UNLV	37 66							
140	H Fresno St.	42 49	343	A Air Force	67 45							
111	A Boise St.	49 58	319	H Nevada	68 53							
319	A Nevada	65 68	275	H San Diego St.	77 84							
169	H New Mexico	66 48	168	H Colorado	77 68							

Non-Div I Games: Chadron St. 81 53

Wyoming

■ Loss,
 ■ Non-Conf, S Site,
 ■ Home
 ■ Away
 N Neutral

Average RPI Win:	218	WON-LOST	WINNING	LAST 10	STRENGTH OF	OPP. STRENGTH	TEAM	ADJ.	CONF.	ADJ CONF.
Average RPI Loss:	59	RECORD	PCT. RANK	GAMES	SCHEDULE	OF SCHEDULE	RPI	RPI	RPI	RPI
DIV. I ONLY	15- 6	61	6- 4	280	75	133	133	6	6	
DIV. I NON-CONF.	9- 2	37	2- 0	342	190	202	202	6	6	
TOTALS	RPI 1-25	RPI 26-50	W-L RECORDS	RPI 51-100	RPI 101-150	RPI 150+				
15- 6	0- 1	0- 2	OVERALL	2- 2	1- 1	12- 0				
13- 2	0- 0	0- 1	HOME	2- 1	1- 0	10- 0				
2- 4	0- 0	0- 0	AWAY	0- 0	0- 0	2- 0				
0- 0	0- 0	0- 0	NEUTRAL	0- 0	0- 0	0- 0				
9- 2	0- 0	0- 0	NON-CONFERENCE	0- 2	0- 0	9- 0				
9- 1	0- 0	0- 0	HOME	0- 1	0- 0	9- 0				
0- 1	0- 0	0- 0	AWAY	0- 1	0- 0	0- 0				
0- 0	0- 0	0- 0	NEUTRAL	0- 0	0- 0	0- 0				
6- 4	0- 1	0- 2	CONFERENCE	2- 0	1- 1	3- 0				
4- 1	0- 0	0- 1	HOME	2- 0	1- 0	1- 0				
2- 3	0- 1	0- 1	AWAY	0- 0	0- 1	2- 0				
0- 0	0- 0	0- 0	NEUTRAL	0- 0	0- 0	0- 0				

RPI	S	Opponent	Score	RPI	S	Opponent	Score	RPI	S	Opponent	Score	RPI	S	Opponent	Score	Team's RPI: 133
18	A	Seton Hall	66 82	26	H	DePaul	53 70	60	H	Villanova	74 67	101	H	Georgetown	59 54	
				41	A	St. John's (NY)	41 57	73	A	Michigan	54 92	120	A	Creighton	47 74	
								74	H	Middle Tenn.	53 62	172	A	Butler	73 63	
								77	H	Marquette	71 66	172	H	Butler	55 47	
												207	H	Cincinnati	65 56	
												214	H	Binghamton	64 55	
												227	H	Radford	63 56	
												234	A	Providence	62 54	
												277	H	Tennessee Tech	64 47	
												286	H	Kennesaw St.	62 59	
												295	H	UMES	61 56	
												306	H	Evansville	65 57	
												315	H	Southeastern La.	67 27	
												320	H	Howard	70 47	
LAST 12 Division I GAMES:																
172	H	Butler	55 47	120	A	Creighton	47 74									
41	A	St. John's (NY)	41 57	172	A	Butler	73 63									
18	A	Seton Hall	66 82	60	H	Villanova	74 67									
26	H	DePaul	53 70	101	H	Georgetown	59 54									
77	H	Marquette	71 66	286	H	Kennesaw St.	62 59									
234	A	Providence	62 54	320	H	Howard	70 47									

Non-Div I Games:

Xavier

■ Loss,
 ■ Non-Conf,
 S Site,
 ■ Home
 ■ Away
 N Neutral

Average RPI Win:	230	WON-LOST	WINNING	LAST 10	STRENGTH OF	OPP. STRENGTH	TEAM	ADJ.	CONF.	ADJ CONF.
Average RPI Loss:	60	RECORD	PCT. RANK	GAMES	SCHEDULE	OF SCHEDULE	RPI	RPI	RPI	RPI
DIV. I ONLY	10- 10	166	5- 5	47	170	100	100	10	10	
DIV. I NON-CONF.	8- 8	160	4- 4	101	172	142	142	11	11	
TOTALS	RPI 1-25	RPI 26-50	W-L RECORDS	RPI 51-100	RPI 101-150	RPI 150+				
10- 10	0- 0	0- 6	OVERALL	0- 3	2- 1	8- 0				
7- 1	0- 0	0- 0	HOME	0- 1	1- 0	6- 0				
1- 8	0- 0	0- 5	AWAY	0- 2	0- 1	1- 0				
2- 1	0- 0	0- 1	NEUTRAL	0- 0	1- 0	1- 0				
8- 8	0- 0	0- 4	NON-CONFERENCE	0- 3	2- 1	6- 0				
6- 1	0- 0	0- 0	HOME	0- 1	1- 0	5- 0				
0- 6	0- 0	0- 3	AWAY	0- 2	0- 1	0- 0				
2- 1	0- 0	0- 1	NEUTRAL	0- 0	1- 0	1- 0				
2- 2	0- 0	0- 2	CONFERENCE	0- 0	0- 0	2- 0				
1- 0	0- 0	0- 0	HOME	0- 0	0- 0	1- 0				
1- 2	0- 0	0- 2	AWAY	0- 0	0- 0	1- 0				
0- 0	0- 0	0- 0	NEUTRAL	0- 0	0- 0	0- 0				

RPI 1-25				RPI 26-50				RPI 51-100				Team's RPI: 100				RPI 101+			
RPI	S	Opponent	Score	RPI	S	Opponent	Score	RPI	S	Opponent	Score	RPI	S	Opponent	Score	RPI	S	Opponent	Score
				39	N	West Virginia	60 70	51	A	Dayton	75 81	110	H	Stony Brook	62 57				
				41	A	St. John's (NY)	56 69	76	H	Army West Point	61 65	116	A	North Carolina	63 70				
				43	A	Penn	49 68	90	A	Boston College	60 73	117	N	Iona	63 48				
				45	A	Albany (NY)	70 74					158	A	Brown	48 39				
				47	A	Indiana	60 76					158	H	Brown	81 54				
				50	A	Princeton	50 65					247	H	Manhattan	62 36				
												266	H	New Hampshire	63 46				
												272	H	Holy Cross	69 59				
												314	N	Fairleigh Dickinson	77 58				
												317	H	Illinois St.	60 47				
												338	H	Wagner	78 60				
LAST 12 Division I GAMES:																			
				50	A	Princeton	50 65	45	A	Albany (NY)	70 74								
				43	A	Penn	49 68	47	A	Indiana	60 76								
				158	A	Brown	48 39	317	H	Illinois St.	60 47								
				158	H	Brown	81 54	110	H	Stony Brook	62 57								
				90	A	Boston College	60 73	41	A	St. John's (NY)	56 69								
				266	H	New Hampshire	63 46	338	H	Wagner	78 60								

Non-Div I Games: Albertus Magnus 67 34

Yale

■ Loss,
 ■ Non-Conf,
 ■ S Site,
 ■ H Home
 ■ A Away
 N Neutral

Average RPI Win:	206	WON-LOST	WINNING	LAST 10	STRENGTH OF	OPP. STRENGTH	TEAM	ADJ.	CONF.	ADJ CONF.
Average RPI Loss:	154	RECORD	PCT. RANK	GAMES	SCHEDULE	OF SCHEDULE	RPI	RPI	RPI	RPI
DIV. I ONLY	13- 6	75	6- 4	177	199	106	106	14	14	
DIV. I NON-CONF.	7- 2	57	1- 1	281	239	109	109	14	14	
TOTALS	RPI 1-25	RPI 26-50	W-L RECORDS	RPI 51-100	RPI 101-150	RPI 150+				
13- 6	0- 1	0- 0	OVERALL	0- 0	2- 3	11- 2				
8- 2	0- 1	0- 0	HOME	0- 0	1- 1	7- 0				
5- 4	0- 0	0- 0	AWAY	0- 0	1- 2	4- 2				
0- 0	0- 0	0- 0	NEUTRAL	0- 0	0- 0	0- 0				
7- 2	0- 0	0- 0	NON-CONFERENCE	0- 0	1- 2	6- 0				
5- 0	0- 0	0- 0	HOME	0- 0	0- 0	5- 0				
2- 2	0- 0	0- 0	AWAY	0- 0	1- 2	1- 0				
0- 0	0- 0	0- 0	NEUTRAL	0- 0	0- 0	0- 0				
6- 4	0- 1	0- 0	CONFERENCE	0- 0	1- 1	5- 2				
3- 2	0- 1	0- 0	HOME	0- 0	1- 1	2- 0				
3- 2	0- 0	0- 0	AWAY	0- 0	0- 0	3- 2				
0- 0	0- 0	0- 0	NEUTRAL	0- 0	0- 0	0- 0				

RPI 1-25				RPI 26-50				RPI 51-100				RPI 101+ Team's RPI: 106			
RPI	S	Opponent	Score	RPI	S	Opponent	Score	RPI	S	Opponent	Score	RPI	S	Opponent	Score
23	H	Green Bay	60 68									103	A	Bucknell	55 47
												105	H	Wright St.	72 69
												108	A	Akron	49 74
												138	A	Penn St.	51 68
												147	H	Northern Ky.	77 88
												181	A	Detroit	72 70
												189	H	Milwaukee	69 67
												190	A	Oakland	96 77
												190	H	Oakland	67 63
												200	H	Canisius	53 51
												202	A	Valparaiso	60 65
												205	H	Robert Morris	55 46
												219	A	Ill.-Chicago	69 64
												227	H	Radford	54 53
												249	H	Tennessee St.	69 58
												289	A	Niagara	71 54
												307	A	Cleveland St.	68 75
												330	H	Kent St.	91 61
LAST 12 Division I GAMES:															
190	H	Oakland	67 63	23	H	Green Bay	60 68								
147	H	Northern Ky.	77 88	189	H	Milwaukee	69 67								
105	H	Wright St.	72 69	181	A	Detroit	72 70								
202	A	Valparaiso	60 65	249	H	Tennessee St.	69 58								
219	A	Ill.-Chicago	69 64	108	A	Akron	49 74								
307	A	Cleveland St.	68 75	330	H	Kent St.	91 61								

Non-Div I Games: Lake Erie 89 61 Salem Int'l 80 40

Youngstown St.

Loss, Non-Conf, S Site, H Home A Away N Neutral