

Average RPI Win: 278		WON-LOST	WINNING	LAST 10	STRENGTH OF	OPP. STRENGTH	TEAM	ADJ.	CONF.	ADJ CONF.
Average RPI Loss: 200		RECORD	PCT. RANK	GAMES	SCHEDULE	OF SCHEDULE	RPI	RPI	RPI	RPI
DIV. I ONLY		5- 14	284	3- 7	305	301	333	333	27	27
DIV. I NON-CONF.		2- 7	280	0- 2	221	280	318	318	26	26
TOTALS		RPI 1-25	RPI 26-50	W-L RECORDS	RPI 51-100	RPI 101-150	RPI 150+			
5- 14	0- 0		0- 0	OVERALL	0- 0	0- 3	5- 11			
4- 8	0- 0		0- 0	HOME	0- 0	0- 1	4- 7			
1- 5	0- 0		0- 0	AWAY	0- 0	0- 1	1- 4			
0- 1	0- 0		0- 0	NEUTRAL	0- 0	0- 1	0- 0			
2- 7	0- 0		0- 0	NON-CONFERENCE	0- 0	0- 1	2- 6			
2- 4	0- 0		0- 0	HOME	0- 0	0- 0	2- 4			
0- 2	0- 0		0- 0	AWAY	0- 0	0- 0	0- 2			
0- 1	0- 0		0- 0	NEUTRAL	0- 0	0- 1	0- 0			
3- 7	0- 0		0- 0	CONFERENCE	0- 0	0- 2	3- 5			
2- 4	0- 0		0- 0	HOME	0- 0	0- 1	2- 3			
1- 3	0- 0		0- 0	AWAY	0- 0	0- 1	1- 2			
0- 0	0- 0		0- 0	NEUTRAL	0- 0	0- 0	0- 0			

RPI 1-25				RPI 26-50				RPI 51-100				RPI 101+ Team's RPI: 333			
RPI	S	Opponent	Score	RPI	S	Opponent	Score	RPI	S	Opponent	Score	RPI	S	Opponent	Score
												101	N	New Mexico St.	51 70
												116	H	Central Ark.	55 66
												150	A	McNeese St.	51 72
												160	A	Fordham	49 67
												162	A	Northwestern St.	43 60
												168	H	UNLV	51 65
												176	H	Cal Poly	45 56
												177	H	East Carolina	46 82
												193	H	UTRGV	49 46
												225	H	Houston Baptist	59 73
												232	H	Rice	60 55
												238	H	Houston	73 76
												254	A	Texas Southern	43 51
												262	H	Stephen F. Austin	66 71
												287	A	Lamar	70 75
												312	A	Incarnate Word	57 56
												315	H	Southeastern La.	69 67
												319	H	Nicholls St.	62 64
												340	H	New Orleans	73 59
LAST 12 Division I GAMES:															
				225	H	Houston Baptist	59 73					162	A	Northwestern St.	43 60
				262	H	Stephen F. Austin	66 71					150	A	McNeese St.	51 72
				312	A	Incarnate Word	57 56					287	A	Lamar	70 75
				340	H	New Orleans	73 59					116	H	Central Ark.	55 66
				315	H	Southeastern La.	69 67					101	N	New Mexico St.	51 70
				319	H	Nicholls St.	62 64					160	A	Fordham	49 67

Non-Div I Games:	Western N.M.	57	42	Angelo St.	80	85
------------------	--------------	----	----	------------	----	----

A&amp;M-Corpus Christi

■ Loss, ■ Non-Conf, S Site, H Home A Away N Neutral

Average RPI Win:	211	WON-LOST	WINNING	LAST 10	STRENGTH OF	OPP. STRENGTH	TEAM	ADJ.	CONF.	ADJ CONF.
Average RPI Loss:	86	RECORD	PCT. RANK	GAMES	SCHEDULE	OF SCHEDULE	RPI	RPI	RPI	RPI
DIV. I ONLY	14- 2	12	9- 0	160	239	45	45	27	27	
DIV. I NON-CONF.	5- 2	86	2- 0	78	125	30	30	26	26	
TOTALS	RPI 1-25	RPI 26-50	W-L RECORDS	RPI 51-100	RPI 101-150	RPI 150+				
14- 2	0- 0	0- 1	OVERALL	0- 0	4- 1	10- 0				
5- 0	0- 0	0- 0	HOME	0- 0	1- 0	4- 0				
7- 2	0- 0	0- 1	AWAY	0- 0	2- 1	5- 0				
2- 0	0- 0	0- 0	NEUTRAL	0- 0	1- 0	1- 0				
5- 2	0- 0	0- 1	NON-CONFERENCE	0- 0	2- 1	3- 0				
1- 0	0- 0	0- 0	HOME	0- 0	0- 0	1- 0				
2- 2	0- 0	0- 1	AWAY	0- 0	1- 1	1- 0				
2- 0	0- 0	0- 0	NEUTRAL	0- 0	1- 0	1- 0				
9- 0	0- 0	0- 0	CONFERENCE	0- 0	2- 0	7- 0				
4- 0	0- 0	0- 0	HOME	0- 0	1- 0	3- 0				
5- 0	0- 0	0- 0	AWAY	0- 0	1- 0	4- 0				
0- 0	0- 0	0- 0	NEUTRAL	0- 0	0- 0	0- 0				

RPI 1-25			RPI 26-50			Team's RPI: 45	RPI 51-100			RPI 101+		
RPI	S	Opponent	Score	RPI	S	Opponent	Score	RPI	S	Opponent	Score	
				46	A	Kansas St.	45 76			116	A	Central Ark. 61 49
										117	A	Idaho 71 59
										119	N	Eastern Mich. 83 59
										126	A	Texas Tech 65 71
										150	H	McNeese St. 79 62
										162	H	Northwestern St. 67 46
										180	A	Eastern Wash. 72 60
										225	H	Houston Baptist 77 60
										230	N	Grand Canyon 75 71
										236	H	UTSA 79 60
										241	A	Sam Houston St. 87 76
										262	A	Stephen F. Austin 85 70
										287	H	Lamar 90 62
										312	A	Incarinate Word 86 71
										319	A	Nicholls St. 71 68
LAST 12 Division I GAMES:												
				287	H	Lamar	90 62			319	A	Nicholls St. 71 68
				225	H	Houston Baptist	77 60			162	H	Northwestern St. 67 46
				312	A	Incarinate Word	86 71			116	A	Central Ark. 61 49
				241	A	Sam Houston St.	87 76			117	A	Idaho 71 59
				262	A	Stephen F. Austin	85 70			180	A	Eastern Wash. 72 60
				150	H	McNeese St.	79 62			119	N	Eastern Mich. 83 59

Non-Div I Games: Southwest (NM) 91 39 Schreiner 79 51 Wayland Baptist 96 71 Missouri Valley 96 35

Abilene Christian

Average RPI Win:	0	WON-LOST	WINNING	LAST 10	STRENGTH OF	OPP. STRENGTH	TEAM	ADJ.	CONF.	ADJ CONF.
Average RPI Loss:	191	RECORD	PCT. RANK	GAMES	SCHEDULE	OF SCHEDULE	RPI	RPI	RPI	RPI
DIV. I ONLY	0- 21	348	0- 10	234	230	343	343	19	19	
DIV. I NON-CONF.	0- 11	338	0- 2	228	233	343	343	20	20	
TOTALS	RPI 1-25	RPI 26-50	W-L RECORDS	RPI 51-100	RPI 101-150	RPI 150+				
0- 21	0- 0	0- 1	OVERALL	0- 3	0- 2	0- 15				
0- 8	0- 0	0- 0	HOME	0- 0	0- 1	0- 7				
0- 13	0- 0	0- 1	AWAY	0- 3	0- 1	0- 8				
0- 0	0- 0	0- 0	NEUTRAL	0- 0	0- 0	0- 0				
0- 11	0- 0	0- 1	NON-CONFERENCE	0- 2	0- 1	0- 7				
0- 3	0- 0	0- 0	HOME	0- 0	0- 1	0- 2				
0- 8	0- 0	0- 1	AWAY	0- 2	0- 0	0- 5				
0- 0	0- 0	0- 0	NEUTRAL	0- 0	0- 0	0- 0				
0- 10	0- 0	0- 0	CONFERENCE	0- 1	0- 1	0- 8				
0- 5	0- 0	0- 0	HOME	0- 0	0- 0	0- 5				
0- 5	0- 0	0- 0	AWAY	0- 1	0- 1	0- 3				
0- 0	0- 0	0- 0	NEUTRAL	0- 0	0- 0	0- 0				

RPI S	Opponent	Score	RPI S	Opponent	Score	RPI S	Opponent	Score	RPI S	Opponent	Score	Team's RPI: 343
49	A Vanderbilt	29 86	61	A Colorado St.	47 71	119	H Eastern Mich.	59 72				
			72	A Santa Clara	34 68	140	A Fresno St.	46 70				
			84	A Gonzaga	35 88	164	H New Mexico	33 63				
						168	H UNLV	56 60				
						180	A Eastern Wash.	44 65				
						186	A George Mason	52 69				
						201	A UC Davis	40 66				
						218	A San Jose St.	60 81				
						218	H San Jose St.	49 72				
						226	H Utah St.	53 66				
						230	H Grand Canyon	39 73				
						245	A Wyoming	56 84				
						245	H Wyoming	45 67				
						249	A Navy	46 64				
						299	H Denver	48 57				
						316	A Nevada	57 68				
						335	A Southern Utah	56 75				
LAST 12 Division I GAMES:												
245	A Wyoming	56 84	226	H Utah St.	53 66							
218	H San Jose St.	49 72	316	A Nevada	57 68							
164	H New Mexico	33 63	245	H Wyoming	45 67							
140	A Fresno St.	46 70	218	A San Jose St.	60 81							
61	A Colorado St.	47 71	249	A Navy	46 64							
168	H UNLV	56 60	186	A George Mason	52 69							

Non-Div I Games:

Air Force

■ Loss, 
 ■ Non-Conf, 
 ■ S Site, 
 ■ Home 
 ■ A Away 
 N Neutral

Average RPI Win: <b>174</b>	WON-LOST	WINNING	LAST 10	STRENGTH OF	OPP. STRENGTH	TEAM	ADJ.	CONF.	ADJ CONF.
Average RPI Loss: <b>109</b>	RECORD	PCT. RANK	GAMES	SCHEDULE	OF SCHEDULE	RPI	RPI	RPI	RPI
DIV. I ONLY	10- 10	165	5- 5	68	123	105	105	12	12
DIV. I NON-CONF.	5- 5	160	2- 0	151	115	151	151	13	13
-----									
TOTALS	RPI 1-25	RPI 26-50	W-L RECORDS	RPI 51-100	RPI 101-150	RPI 150+			
10- 10	0- 0	0- 1	OVERALL	0- 5	5- 2	5- 2			
5- 3	0- 0	0- 0	HOME	0- 2	3- 0	2- 1			
5- 5	0- 0	0- 1	AWAY	0- 3	2- 1	3- 0			
0- 2	0- 0	0- 0	NEUTRAL	0- 0	0- 1	0- 1			
5- 5	0- 0	0- 0	NON-CONFERENCE	0- 2	1- 2	4- 1			
3- 1	0- 0	0- 0	HOME	0- 1	1- 0	2- 0			
2- 2	0- 0	0- 0	AWAY	0- 1	0- 1	2- 0			
0- 2	0- 0	0- 0	NEUTRAL	0- 0	0- 1	0- 1			
5- 5	0- 0	0- 1	CONFERENCE	0- 3	4- 0	1- 1			
2- 2	0- 0	0- 0	HOME	0- 1	2- 0	0- 1			
3- 3	0- 0	0- 1	AWAY	0- 2	2- 0	1- 0			
0- 0	0- 0	0- 0	NEUTRAL	0- 0	0- 0	0- 0			

RPI 1-25				RPI 26-50				RPI 51-100				RPI 101+				Team's RPI: 105	
RPI	S	Opponent	Score	RPI	S	Opponent	Score	RPI	S	Opponent	Score	RPI	S	Opponent	Score		
				32	A	Ohio	55 75	57	A	Ball St.	71 78	106	H	Toledo	81 71		
								69	A	San Diego	65 86	110	H	Youngstown St.	74 49		
								73	H	FGCU	64 82	114	N	UNI	51 59		
								80	A	Central Mich.	60 81	119	A	Eastern Mich.	68 65		
								80	H	Central Mich.	77 97	119	H	Eastern Mich.	75 72		
												129	A	Buffalo	69 61		
												135	A	Fla. Atlantic	77 91		
												159	A	Northern Ky.	77 75		
												183	N	Northern Colo.	65 78		
												197	A	Valparaiso	85 74		
												234	A	Bowling Green	71 55		
												252	H	UCF	74 54		
												264	H	Northern Ill.	58 65		
												313	H	Winthrop	76 59		
LAST 12 Division I GAMES:																	
				57	A	Ball St.	71 78	234	A	Bowling Green	71 55						
				119	H	Eastern Mich.	75 72	80	H	Central Mich.	77 97						
				32	A	Ohio	55 75	119	A	Eastern Mich.	68 65						
				80	A	Central Mich.	60 81	264	H	Northern Ill.	58 65						
				106	H	Toledo	81 71	110	H	Youngstown St.	74 49						
				129	A	Buffalo	69 61	159	A	Northern Ky.	77 75						

Non-Div I Games: Rochester College 103 37

Akron

  Loss, 
  Non-Conf, 
  S Site, 
  H Home 
  A Away 
N Neutral

## Alabama

Through Games Of Feb. 3, 2016

Average RPI Win:	225	WON-LOST	WINNING	LAST 10	STRENGTH OF	OPP. STRENGTH	TEAM	ADJ.	CONF.	ADJ CONF.
Average RPI Loss:	48	RECORD	PCT. RANK	GAMES	SCHEDULE	OF SCHEDULE	RPI	RPI	RPI	RPI
DIV. I ONLY	13- 9	121	3- 7	177	74	142	142	2	2	
DIV. I NON-CONF.	11- 2	28	2- 1	331	263	141	141	2	2	
TOTALS	RPI 1-25	RPI 26-50	W-L RECORDS	RPI 51-100	RPI 101-150	RPI 150+				
13- 9	0- 4	1- 2	OVERALL	2- 3	1- 0	9- 0				
11- 2	0- 1	1- 1	HOME	1- 0	1- 0	8- 0				
0- 7	0- 3	0- 1	AWAY	0- 3	0- 0	0- 0				
2- 0	0- 0	0- 0	NEUTRAL	1- 0	0- 0	1- 0				
11- 2	0- 0	0- 0	NON-CONFERENCE	2- 2	0- 0	9- 0				
9- 0	0- 0	0- 0	HOME	1- 0	0- 0	8- 0				
0- 2	0- 0	0- 0	AWAY	0- 2	0- 0	0- 0				
2- 0	0- 0	0- 0	NEUTRAL	1- 0	0- 0	1- 0				
2- 7	0- 4	1- 2	CONFERENCE	0- 1	1- 0	0- 0				
2- 2	0- 1	1- 1	HOME	0- 0	1- 0	0- 0				
0- 5	0- 3	0- 1	AWAY	0- 1	0- 0	0- 0				
0- 0	0- 0	0- 0	NEUTRAL	0- 0	0- 0	0- 0				

RPI	S	Opponent	Score	RPI	S	Opponent	Score	RPI	S	Opponent	Score	RPI	S	Opponent	Score	Team's RPI: 142
12	A	Tennessee	42 70	35	H	Georgia	64 50	67	A	Auburn	59 72	112	H	LSU	62 45	
16	H	Texas A&M	56 59	49	A	Vanderbilt	52 67	76	N	Middle Tenn.	64 46	216	H	Grambling	72 57	
22	A	Kentucky	48 73	49	H	Vanderbilt	48 54	92	A	Georgia Tech	58 70	224	N	Utah Valley	67 60	
25	A	Florida	72 80					97	A	UT Martin	65 83	256	H	Appalachian St.	93 59	
								100	H	Georgetown	78 66	260	H	Georgia St.	72 56	
												308	H	North Florida	69 47	
												327	H	Lipscomb	68 49	
												328	H	Alcorn	97 50	
												344	H	Alabama A&M	96 44	
												345	H	Mississippi Val.	98 35	
LAST 12 Division I GAMES:																
12	A	Tennessee	42 70	49	H	Vanderbilt	48 54									
16	H	Texas A&M	56 59	22	A	Kentucky	48 73									
49	A	Vanderbilt	52 67	112	H	LSU	62 45									
25	A	Florida	72 80	327	H	Lipscomb	68 49									
35	H	Georgia	64 50	216	H	Grambling	72 57									
67	A	Auburn	59 72	92	A	Georgia Tech	58 70									

Non-Div I Games:

Alabama

■ Loss, 
 ■ Non-Conf, 
 ■ S Site, 
 ■ H Home 
 ■ A Away 
 N Neutral

Average RPI Win:	338	WON-LOST	WINNING	LAST 10	STRENGTH OF	OPP. STRENGTH	TEAM	ADJ.	CONF.	ADJ CONF.
Average RPI Loss:	212	RECORD	PCT. RANK	GAMES	SCHEDULE	OF SCHEDULE	RPI	RPI	RPI	RPI
DIV. I ONLY	2- 16	337	2- 8	295	348	344	344	32	32	
DIV. I NON-CONF.	0- 9	338	0- 3	140	311	326	326	31	31	
TOTALS	RPI 1-25	RPI 26-50	W-L RECORDS	RPI 51-100	RPI 101-150	RPI 150+				
2- 16	0- 0	0- 0	OVERALL	0- 1	0- 4	2- 11				
2- 7	0- 0	0- 0	HOME	0- 1	0- 2	2- 4				
0- 9	0- 0	0- 0	AWAY	0- 0	0- 2	0- 7				
0- 0	0- 0	0- 0	NEUTRAL	0- 0	0- 0	0- 0				
0- 9	0- 0	0- 0	NON-CONFERENCE	0- 1	0- 4	0- 4				
0- 5	0- 0	0- 0	HOME	0- 1	0- 2	0- 2				
0- 4	0- 0	0- 0	AWAY	0- 0	0- 2	0- 2				
0- 0	0- 0	0- 0	NEUTRAL	0- 0	0- 0	0- 0				
2- 7	0- 0	0- 0	CONFERENCE	0- 0	0- 0	2- 7				
2- 2	0- 0	0- 0	HOME	0- 0	0- 0	2- 2				
0- 5	0- 0	0- 0	AWAY	0- 0	0- 0	0- 5				
0- 0	0- 0	0- 0	NEUTRAL	0- 0	0- 0	0- 0				

RPI 1-25				RPI 26-50				RPI 51-100				RPI 101+				Team's RPI: 344	
RPI	S	Opponent	Score	RPI	S	Opponent	Score	RPI	S	Opponent	Score	RPI	S	Opponent	Score		
								85	H	Saint Louis	60	91	121	H	Samford	30	54
												122	H	Belmont	28	78	
												131	A	Ole Miss	42	103	
												142	A	Alabama	44	96	
												169	A	Marshall	45	81	
												179	H	Southeast Mo. St.	58	69	
												182	A	Southern U.	38	77	
												216	A	Grambling	56	75	
												254	H	Texas Southern	38	57	
												271	H	Prairie View	52	67	
												289	A	Morehead St.	69	112	
												292	H	Murray St.	59	76	
												293	A	Alabama St.	50	86	
												324	A	Jackson St.	58	59	
												328	A	Alcorn	52	68	
												330	H	Ark.-Pine Bluff	78	70	
												345	H	Mississippi Val.	79	68	
LAST 12 Division I GAMES:																	
254	H	Texas Southern	38	57	330	H	Ark.-Pine Bluff	78	70								
271	H	Prairie View	52	67	324	A	Jackson St.	58	59								
182	A	Southern U.	38	77	216	A	Grambling	56	75								
328	A	Alcorn	52	68	131	A	Ole Miss	42	103								
293	A	Alabama St.	50	86	289	A	Morehead St.	69	112								
345	H	Mississippi Val.	79	68	85	H	Saint Louis	60	91								

Non-Div I Games: Tuskegee 66 55

Alabama A&amp;M

■ Loss, 
 ■ Non-Conf, S Site, 
 ■ Home 
 ■ Away 
 N Neutral

Average RPI Win:	283	WON-LOST	WINNING	LAST 10	STRENGTH OF	OPP. STRENGTH	TEAM	ADJ.	CONF.	ADJ CONF.
Average RPI Loss:	207	RECORD	PCT. RANK	GAMES	SCHEDULE	OF SCHEDULE	RPI	RPI	RPI	RPI
DIV. I ONLY	8- 9	191	7- 2	339	338	293	293	32	32	
DIV. I NON-CONF.	1- 7	318	0- 2	277	257	340	340	31	31	
TOTALS	RPI 1-25	RPI 26-50	W-L RECORDS	RPI 51-100	RPI 101-150	RPI 150+				
8- 9	0- 0	0- 0	OVERALL	0- 1	0- 2	8- 6				
5- 4	0- 0	0- 0	HOME	0- 0	0- 1	5- 3				
2- 4	0- 0	0- 0	AWAY	0- 1	0- 1	2- 2				
1- 1	0- 0	0- 0	NEUTRAL	0- 0	0- 0	1- 1				
1- 7	0- 0	0- 0	NON-CONFERENCE	0- 1	0- 2	1- 4				
0- 4	0- 0	0- 0	HOME	0- 0	0- 1	0- 3				
0- 2	0- 0	0- 0	AWAY	0- 1	0- 1	0- 0				
1- 1	0- 0	0- 0	NEUTRAL	0- 0	0- 0	1- 1				
7- 2	0- 0	0- 0	CONFERENCE	0- 0	0- 0	7- 2				
5- 0	0- 0	0- 0	HOME	0- 0	0- 0	5- 0				
2- 2	0- 0	0- 0	AWAY	0- 0	0- 0	2- 2				
0- 0	0- 0	0- 0	NEUTRAL	0- 0	0- 0	0- 0				

RPI 1-25			RPI 26-50			RPI 51-100			RPI 101+			Team's RPI: 293
RPI	S	Opponent	Score	RPI	S	Opponent	Score	RPI	S	Opponent	Score	
						92 A Georgia Tech	54 80			121 H Samford	35 54	
										145 A Southern Miss.	44 65	
										182 A Southern U.	60 59	
										198 H Troy	59 73	
										210 N Siena	57 53	
										216 A Grambling	69 89	
										219 H South Ala.	43 47	
										250 N Tennessee St.	64 74	
										254 H Texas Southern	57 51	
										271 H Prairie View	65 54	
										294 H Savannah St.	49 60	
										324 A Jackson St.	69 70	
										328 A Alcorn	52 51	
										330 H Ark.-Pine Bluff	72 63	
										344 H Alabama A&M	86 50	
										345 H Mississippi Val.	100 50	
LAST 12 Division I GAMES:												
271	H	Prairie View	65 54	345	H	Mississippi Val.	100 50					
254	H	Texas Southern	57 51	216	A	Grambling	69 89					
328	A	Alcorn	52 51	324	A	Jackson St.	69 70					
182	A	Southern U.	60 59	121	H	Samford	35 54					
344	H	Alabama A&M	86 50	198	H	Troy	59 73					
330	H	Ark.-Pine Bluff	72 63	294	H	Savannah St.	49 60					

Non-Div I Games: Mobile 71 56

Alabama St.

■ Loss, 
 ■ Non-Conf, 
 ■ S Site, 
 ■ H Home 
 ■ A Away 
 N Neutral

Average RPI Win:	207	WON-LOST	WINNING	LAST 10	STRENGTH OF	OPP. STRENGTH	TEAM	ADJ.	CONF.	ADJ CONF.
Average RPI Loss:	38	RECORD	PCT. RANK	GAMES	SCHEDULE	OF SCHEDULE	RPI	RPI	RPI	RPI
DIV. I ONLY	18- 3	14	10- 0	168	176	47	47	15	15	
DIV. I NON-CONF.	9- 3	69	2- 1	173	107	55	55	18	18	
TOTALS	RPI 1-25	RPI 26-50	W-L RECORDS	RPI 51-100	RPI 101-150	RPI 150+				
18- 3	0- 1	0- 1	OVERALL	2- 1	2- 0	14- 0				
7- 0	0- 0	0- 0	HOME	2- 0	1- 0	4- 0				
9- 3	0- 1	0- 1	AWAY	0- 1	0- 0	9- 0				
2- 0	0- 0	0- 0	NEUTRAL	0- 0	1- 0	1- 0				
9- 3	0- 1	0- 1	NON-CONFERENCE	1- 1	1- 0	7- 0				
3- 0	0- 0	0- 0	HOME	1- 0	0- 0	2- 0				
4- 3	0- 1	0- 1	AWAY	0- 1	0- 0	4- 0				
2- 0	0- 0	0- 0	NEUTRAL	0- 0	1- 0	1- 0				
9- 0	0- 0	0- 0	CONFERENCE	1- 0	1- 0	7- 0				
4- 0	0- 0	0- 0	HOME	1- 0	1- 0	2- 0				
5- 0	0- 0	0- 0	AWAY	0- 0	0- 0	5- 0				
0- 0	0- 0	0- 0	NEUTRAL	0- 0	0- 0	0- 0				

RPI 1-25				RPI 26-50				Team's RPI: 47	RPI 51-100				RPI 101+			
RPI	S	Opponent	Score	RPI	S	Opponent	Score		RPI	S	Opponent	Score	RPI	S	Opponent	Score
12	A	Tennessee	55 63	28	A	Southern California	67 68		75	A	Army West Point	62 65	106	N	Toledo	63 55
									94	H	Maine	64 59	109	H	Stony Brook	73 54
									99	H	Yale	74 70	184	A	UMBC	77 42
													184	H	UMBC	63 39
													196	A	Rhode Island	67 58
													201	N	UC Davis	80 70
													210	A	Siena	61 42
													215	A	Binghamton	59 47
													217	A	Hartford	78 41
													223	A	Fairfield	62 50
													233	H	Providence	71 58
													248	H	Pepperdine	64 49
													267	A	New Hampshire	78 52
													277	H	Vermont	72 43
													323	A	UMass Lowell	85 55
													347	A	Boston U.	83 43
LAST 12 Division I GAMES:																
184	H	UMBC	63 39	267	A	New Hampshire	78 52									
217	A	Hartford	78 41	277	H	Vermont	72 43									
323	A	UMass Lowell	85 55	184	A	UMBC	77 42									
109	H	Stony Brook	73 54	99	H	Yale	74 70									
215	A	Binghamton	59 47	28	A	Southern California	67 68									
94	H	Maine	64 59	201	N	UC Davis	80 70									

Non-Div I Games:

Albany (NY)

■ Loss, 
 ■ Non-Conf, S Site, 
 ■ Home 
 ■ Away 
 N Neutral



Average RPI Win: <b>345</b>	WON-LOST	WINNING	LAST 10	STRENGTH OF	OPP. STRENGTH	TEAM	ADJ.	CONF.	ADJ CONF.
Average RPI Loss: <b>195</b>	RECORD	PCT. RANK	GAMES	SCHEDULE	OF SCHEDULE	RPI	RPI	RPI	RPI
DIV. I ONLY	2- 15	335	2- 8	224	343	328	328	32	32
DIV. I NON-CONF.	0- 8	338	0- 2	22	253	271	271	31	31
TOTALS	RPI 1-25	RPI 26-50	W-L RECORDS	RPI 51-100	RPI 101-150	RPI 150+			
2- 15	0- 0	0- 0	OVERALL	0- 3	0- 3	2- 9			
1- 3	0- 0	0- 0	HOME	0- 0	0- 0	1- 3			
1- 12	0- 0	0- 0	AWAY	0- 1	0- 2	1- 4			
0- 0	0- 0	0- 0	NEUTRAL	0- 0	0- 0	0- 0			
0- 8	0- 0	0- 0	NON-CONFERENCE	0- 3	0- 3	0- 2			
0- 0	0- 0	0- 0	HOME	0- 0	0- 0	0- 0			
0- 8	0- 0	0- 0	AWAY	0- 3	0- 3	0- 2			
0- 0	0- 0	0- 0	NEUTRAL	0- 0	0- 0	0- 0			
2- 7	0- 0	0- 0	CONFERENCE	0- 0	0- 0	2- 7			
1- 3	0- 0	0- 0	HOME	0- 0	0- 0	1- 3			
1- 4	0- 0	0- 0	AWAY	0- 0	0- 0	1- 4			
0- 0	0- 0	0- 0	NEUTRAL	0- 0	0- 0	0- 0			

RPI 1-25				RPI 26-50				RPI 51-100				RPI 101+				Team's RPI: 328	
RPI	S	Opponent	Score	RPI	S	Opponent	Score	RPI	S	Opponent	Score	RPI	S	Opponent	Score		
								55	A	Arkansas St.	50	82	111	A	La.-Lafayette	61	73
								82	A	Northwestern	47	91	116	A	Central Ark.	35	58
								91	A	Iowa St.	41	91	142	A	Alabama	50	97
													177	A	East Carolina	58	87
													182	A	Southern U.	57	66
													216	H	Grambling	76	85
													254	A	Texas Southern	39	68
													271	A	Prairie View	54	58
													279	A	Jacksonville St.	65	67
													293	H	Alabama St.	51	52
													324	H	Jackson St.	66	73
													330	A	Ark.-Pine Bluff	69	71
													344	H	Alabama A&M	68	52
													345	A	Mississippi Val.	81	66
LAST 12 Division I GAMES:																	
				182	A	Southern U.	57	66		324	H	Jackson St.	66	73			
				293	H	Alabama St.	51	52		254	A	Texas Southern	39	68			
				344	H	Alabama A&M	68	52		271	A	Prairie View	54	58			
				330	A	Ark.-Pine Bluff	69	71		111	A	La.-Lafayette	61	73			
				345	A	Mississippi Val.	81	66		91	A	Iowa St.	41	91			
				216	H	Grambling	76	85		82	A	Northwestern	47	91			

Non-Div I Games: Mt. Mercy 60 56 Delta St. 66 57

Alcorn

Loss, Non-Conf, S Site, H Home A Away N Neutral

Average RPI Win: <b>266</b>	WON-LOST	WINNING	LAST 10	STRENGTH OF	OPP. STRENGTH	TEAM	ADJ.	CONF.	ADJ CONF.
Average RPI Loss: <b>153</b>	RECORD	PCT. RANK	GAMES	SCHEDULE	OF SCHEDULE	RPI	RPI	RPI	RPI
DIV. I ONLY	5- 16	293	3- 7	131	292	253	253	28	28
DIV. I NON-CONF.	2- 9	296	1- 1	30	224	206	206	29	29
TOTALS	RPI 1-25	RPI 26-50	W-L RECORDS	RPI 51-100	RPI 101-150	RPI 150+			
5- 16	0- 0	0- 2	OVERALL	0- 4	0- 4	5- 6			
2- 6	0- 0	0- 0	HOME	0- 3	0- 2	2- 1			
3- 10	0- 0	0- 2	AWAY	0- 1	0- 2	3- 5			
0- 0	0- 0	0- 0	NEUTRAL	0- 0	0- 0	0- 0			
2- 9	0- 0	0- 2	NON-CONFERENCE	0- 3	0- 2	2- 2			
1- 3	0- 0	0- 0	HOME	0- 2	0- 1	1- 0			
1- 6	0- 0	0- 2	AWAY	0- 1	0- 1	1- 2			
0- 0	0- 0	0- 0	NEUTRAL	0- 0	0- 0	0- 0			
3- 7	0- 0	0- 0	CONFERENCE	0- 1	0- 2	3- 4			
1- 3	0- 0	0- 0	HOME	0- 1	0- 1	1- 1			
2- 4	0- 0	0- 0	AWAY	0- 0	0- 1	2- 3			
0- 0	0- 0	0- 0	NEUTRAL	0- 0	0- 0	0- 0			

RPI 1-25				RPI 26-50				RPI 51-100				RPI 101+ Team's RPI: 253			
RPI	S	Opponent	Score	RPI	S	Opponent	Score	RPI	S	Opponent	Score	RPI	S	Opponent	Score
				37	A	George Washington	48 78	65	A	James Madison	45 74	103	A	Bucknell	54 60
				48	A	Princeton	34 72	66	H	Hofstra	51 60	103	H	Bucknell	60 66
								75	H	Army West Point	42 52	132	A	Pittsburgh	58 76
								79	H	Elon	54 62	148	H	Wake Forest	70 71
												184	A	UMBC	46 47
												192	A	William & Mary	51 62
												214	A	Lehigh	59 55
												246	H	Manhattan	52 48
												263	A	Loyola Maryland	46 52
												270	A	Holy Cross	54 59
												272	A	Dartmouth	45 41
												300	A	Colgate	49 37
												300	H	Colgate	64 56
												332	H	Lafayette	51 60
												347	A	Boston U.	59 63
LAST 12 Division I GAMES:															
				103	A	Bucknell	54 60					214	A	Lehigh	59 55
				300	H	Colgate	64 56					103	H	Bucknell	60 66
				270	A	Holy Cross	54 59					300	A	Colgate	49 37
				332	H	Lafayette	51 60					263	A	Loyola Maryland	46 52
				75	H	Army West Point	42 52					132	A	Pittsburgh	58 76
				347	A	Boston U.	59 63					246	H	Manhattan	52 48

Non-Div I Games:

American

■ Loss, 
 ■ Non-Conf, 
 ■ S Site, 
 ■ H Home 
 ■ A Away 
 N Neutral

## Appalachian St.

Through Games Of Feb. 3, 2016

Average RPI Win:	200	WON-LOST	WINNING	LAST 10	STRENGTH OF	OPP. STRENGTH	TEAM	ADJ.	CONF.	ADJ CONF.
Average RPI Loss:	168	RECORD	PCT. RANK	GAMES	SCHEDULE	OF SCHEDULE	RPI	RPI	RPI	RPI
DIV. I ONLY	6- 13	267	3- 7	185	203	256	256	16	16	
DIV. I NON-CONF.	3- 6	234	2- 0	180	196	259	259	14	14	
TOTALS	RPI 1-25	RPI 26-50	W-L RECORDS	RPI 51-100	RPI 101-150	RPI 150+				
6- 13	0- 0	0- 0	OVERALL	0- 2	1- 4	5- 7				
4- 4	0- 0	0- 0	HOME	0- 0	1- 1	3- 3				
2- 7	0- 0	0- 0	AWAY	0- 1	0- 3	2- 3				
0- 2	0- 0	0- 0	NEUTRAL	0- 1	0- 0	0- 1				
3- 6	0- 0	0- 0	NON-CONFERENCE	0- 1	0- 3	3- 2				
3- 1	0- 0	0- 0	HOME	0- 0	0- 1	3- 0				
0- 3	0- 0	0- 0	AWAY	0- 0	0- 2	0- 1				
0- 2	0- 0	0- 0	NEUTRAL	0- 1	0- 0	0- 1				
3- 7	0- 0	0- 0	CONFERENCE	0- 1	1- 1	2- 5				
1- 3	0- 0	0- 0	HOME	0- 0	1- 0	0- 3				
2- 4	0- 0	0- 0	AWAY	0- 1	0- 1	2- 2				
0- 0	0- 0	0- 0	NEUTRAL	0- 0	0- 0	0- 0				

RPI 1-25				RPI 26-50				RPI 51-100				RPI 101+				Team's RPI: 256		
RPI	S	Opponent	Score	RPI	S	Opponent	Score	RPI	S	Opponent	Score	RPI	S	Opponent	Score			
								55	A	Arkansas St.	60	83		104	H	Liberty	68	74
								83	N	South Dakota	60	87		111	A	La.-Lafayette	51	60
													120	A	North Carolina	59	68	
													142	A	Alabama	59	93	
													149	H	Texas St.	90	71	
													151	H	ETSU	70	52	
													166	A	Col. of Charleston	50	60	
													171	H	Texas-Arlington	45	76	
													175	A	Little Rock	50	67	
													198	A	Troy	96	81	
													209	H	Richmond	73	59	
													219	A	South Ala.	55	71	
													222	H	Furman	92	78	
													260	H	Georgia St.	75	80	
													268	A	La.-Monroe	57	54	
													273	H	Ga. Southern	50	65	
													306	N	Delaware St.	69	76	
LAST 12 Division I GAMES:																		
219	A	South Ala.	55	71	149	H	Texas St.	90	71									
198	A	Troy	96	81	171	H	Texas-Arlington	45	76									
273	H	Ga. Southern	50	65	111	A	La.-Lafayette	51	60									
260	H	Georgia St.	75	80	268	A	La.-Monroe	57	54									
55	A	Arkansas St.	60	83	222	H	Furman	92	78									
175	A	Little Rock	50	67	209	H	Richmond	73	59									

Non-Div I Games:

Appalachian St.

■ Loss, 
 ■ Non-Conf, S Site, 
 ■ Home 
 ■ Away 
 N Neutral

Average RPI Win:	167	WON-LOST	WINNING	LAST 10	STRENGTH OF	OPP. STRENGTH	TEAM	ADJ.	CONF.	ADJ CONF.
Average RPI Loss:	50	RECORD	PCT. RANK	GAMES	SCHEDULE	OF SCHEDULE	RPI	RPI	RPI	RPI
DIV. I ONLY	11- 11	165	2- 8	40	34	95	95	1	1	
DIV. I NON-CONF.	9- 3	69	2- 0	110	158	66	66	1	1	
TOTALS	RPI 1-25	RPI 26-50	W-L RECORDS	RPI 51-100	RPI 101-150	RPI 150+				
11- 11	0- 5	0- 0	OVERALL	1- 5	3- 1	7- 0				
8- 3	0- 2	0- 0	HOME	1- 1	2- 0	5- 0				
2- 6	0- 0	0- 0	AWAY	0- 0	1- 0	1- 0				
1- 2	0- 0	0- 0	NEUTRAL	0- 1	0- 1	1- 0				
9- 3	0- 0	0- 0	NON-CONFERENCE	0- 2	3- 1	6- 0				
6- 0	0- 0	0- 0	HOME	0- 0	2- 0	4- 0				
2- 1	0- 0	0- 0	AWAY	0- 1	1- 0	1- 0				
1- 2	0- 0	0- 0	NEUTRAL	0- 1	0- 1	1- 0				
2- 8	0- 5	0- 0	CONFERENCE	1- 3	0- 0	1- 0				
2- 3	0- 2	0- 0	HOME	1- 1	0- 0	1- 0				
0- 5	0- 3	0- 0	AWAY	0- 2	0- 0	0- 0				
0- 0	0- 0	0- 0	NEUTRAL	0- 0	0- 0	0- 0				

RPI S	Opponent	Score	RPI S	Opponent	Score	RPI S	Opponent	Score	RPI S	Opponent	Score
6	H Stanford	34 59				56	A Washington St.	46 67	101	H New Mexico St.	68 64
7	A Oregon St.	43 71				63	H California	57 52	106	A Toledo	62 59
10	A Arizona St.	49 61				68	H Utah	55 60	138	H Pacific	69 56
10	H Arizona St.	47 62				69	A San Diego	54 59	147	N SMU	46 58
19	A Washington	47 63				73	N FGCU	55 57	158	H Colorado	63 52
						81	A Oregon	54 76	163	H Louisiana Tech	77 67
									186	H George Mason	68 60
									190	A North Texas	51 44
									202	H Kansas	67 52
									212	N Gardner-Webb	79 60
									321	H Howard	65 28

LAST 12 Division I GAMES:

81	A Oregon	54 76	19	A Washington	47 63
7	A Oregon St.	43 71	56	A Washington St.	46 67
10	H Arizona St.	47 62	63	H California	57 52
10	A Arizona St.	49 61	6	H Stanford	34 59
158	H Colorado	63 52	186	H George Mason	68 60
68	H Utah	55 60	212	N Gardner-Webb	79 60

Non-Div I Games:

Arizona

Loss, Non-Conf, S Site, H Home A Away N Neutral

Average RPI Win:	115	WON-LOST	WINNING	LAST 10	STRENGTH OF	OPP. STRENGTH	TEAM	ADJ.	CONF.	ADJ CONF.
Average RPI Loss:	32	RECORD	PCT. RANK	GAMES	SCHEDULE	OF SCHEDULE	RPI	RPI	RPI	RPI
DIV. I ONLY	18- 4	23	9- 1	20	11	10	10	1	1	
DIV. I NON-CONF.	9- 3	69	2- 0	33	37	35	35	1	1	
TOTALS	RPI 1-25	RPI 26-50	W-L RECORDS	RPI 51-100	RPI 101-150	RPI 150+				
18- 4	4- 3	0- 0	OVERALL	7- 1	1- 0	6- 0				
9- 2	2- 1	0- 0	HOME	4- 1	0- 0	3- 0				
8- 1	2- 1	0- 0	AWAY	3- 0	1- 0	2- 0				
1- 1	0- 1	0- 0	NEUTRAL	0- 0	0- 0	1- 0				
9- 3	2- 2	0- 0	NON-CONFERENCE	1- 1	1- 0	5- 0				
4- 2	1- 1	0- 0	HOME	1- 1	0- 0	2- 0				
4- 0	1- 0	0- 0	AWAY	0- 0	1- 0	2- 0				
1- 1	0- 1	0- 0	NEUTRAL	0- 0	0- 0	1- 0				
9- 1	2- 1	0- 0	CONFERENCE	6- 0	0- 0	1- 0				
5- 0	1- 0	0- 0	HOME	3- 0	0- 0	1- 0				
4- 1	1- 1	0- 0	AWAY	3- 0	0- 0	0- 0				
0- 0	0- 0	0- 0	NEUTRAL	0- 0	0- 0	0- 0				

RPI S	Opponent	Score	RPI S	Opponent	Score	RPI S	Opponent	Score	RPI S	Opponent	Score
2 N	South Carolina	58 60				56 A	Washington St.	63 45	147 A	SMU	64 57
6 H	Stanford	49 31				63 H	California	57 49	158 H	Colorado	64 37
7 A	Oregon St.	44 67				68 H	Utah	80 60	167 A	Hawaii	75 49
11 H	Florida St.	68 56				77 H	Marquette	90 80	217 A	Hartford	60 29
19 A	Washington	68 61				81 A	Oregon	63 58	235 H	Columbia	70 49
20 A	Syracuse	61 54				95 A	Arizona	62 47	266 N	CSU Bakersfield	60 47
22 H	Kentucky	64 68				95 H	Arizona	61 49	284 H	CSUN	69 46
						96 H	VCU	48 57			
LAST 12 Division I GAMES:											
7 A	Oregon St.	44 67	56 A	Washington St.	63 45						
81 A	Oregon	63 58	19 A	Washington	68 61						
95 A	Arizona	62 47	6 H	Stanford	49 31						
95 H	Arizona	61 49	63 H	California	57 49						
68 H	Utah	80 60	284 H	CSUN	69 46						
158 H	Colorado	64 37	11 H	Florida St.	68 56						

Non-Div I Games:

Arizona St.

Average RPI Win:	<b>289</b>	WON-LOST	WINNING	LAST 10	STRENGTH OF	OPP. STRENGTH	TEAM	ADJ.	CONF.	ADJ CONF.
Average RPI Loss:	<b>183</b>	RECORD	PCT. RANK	GAMES	SCHEDULE	OF SCHEDULE	RPI	RPI	RPI	RPI
DIV. I ONLY	<b>3- 13</b>	<b>320</b>	<b>3- 7</b>	<b>278</b>	<b>278</b>	<b>330</b>	<b>330</b>	<b>32</b>	<b>32</b>	
DIV. I NON-CONF.	<b>0- 7</b>	<b>338</b>	<b>0- 3</b>	<b>64</b>	<b>16</b>	<b>273</b>	<b>273</b>	<b>31</b>	<b>31</b>	
TOTALS	RPI 1-25	RPI 26-50	W-L RECORDS	RPI 51-100	RPI 101-150	RPI 150+				
3- 13	0- 1	0- 0	OVERALL	0- 2	0- 3	3- 7				
3- 1	0- 0	0- 0	HOME	0- 0	0- 0	3- 1				
0- 12	0- 1	0- 0	AWAY	0- 0	0- 2	0- 3				
0- 0	0- 0	0- 0	NEUTRAL	0- 0	0- 0	0- 0				
0- 7	0- 1	0- 0	NON-CONFERENCE	0- 2	0- 3	0- 1				
0- 0	0- 0	0- 0	HOME	0- 0	0- 0	0- 0				
0- 7	0- 1	0- 0	AWAY	0- 2	0- 3	0- 1				
0- 0	0- 0	0- 0	NEUTRAL	0- 0	0- 0	0- 0				
3- 6	0- 0	0- 0	CONFERENCE	0- 0	0- 0	3- 6				
3- 1	0- 0	0- 0	HOME	0- 0	0- 0	3- 1				
0- 5	0- 0	0- 0	AWAY	0- 0	0- 0	0- 5				
0- 0	0- 0	0- 0	NEUTRAL	0- 0	0- 0	0- 0				

RPI 1-25				RPI 26-50				RPI 51-100				RPI 101+ Team's RPI: 330			
RPI	S	Opponent	Score	RPI	S	Opponent	Score	RPI	S	Opponent	Score	RPI	S	Opponent	Score
24	A	Missouri	34 <b>85</b>					62	A	Nebraska	46 <b>96</b>	106	A	Toledo	47 <b>74</b>
								91	A	Iowa St.	41 <b>70</b>	126	A	Texas Tech	40 <b>84</b>
												131	A	Ole Miss	45 <b>80</b>
												153	A	UAB	32 <b>82</b>
												182	H	Southern U.	61 <b>78</b>
												216	H	Grambling	83 68
												254	A	Texas Southern	30 <b>57</b>
												271	A	Prairie View	55 <b>70</b>
												293	A	Alabama St.	63 <b>72</b>
												324	H	Jackson St.	71 66
												328	H	Alcorn	71 69
												344	A	Alabama A&M	70 <b>78</b>
												345	A	Mississippi Val.	60 <b>62</b>
LAST 12 Division I GAMES:															
324	H	Jackson St.	71 66	293	A	Alabama St.	63 <b>72</b>								
216	H	Grambling	83 68	344	A	Alabama A&M	70 <b>78</b>								
254	A	Texas Southern	30 <b>57</b>	345	A	Mississippi Val.	60 <b>62</b>								
271	A	Prairie View	55 <b>70</b>	106	A	Toledo	47 <b>74</b>								
328	H	Alcorn	71 69	126	A	Texas Tech	40 <b>84</b>								
182	H	Southern U.	61 <b>78</b>	91	A	Iowa St.	41 <b>70</b>								

Non-Div I Games: Talladega 73 **83** Philander Smith 63 51 Tougaloo 65 51 Talladega 68 55  
Ark.-Pine Bluff

## Arkansas

Through Games Of Feb. 3, 2016

Average RPI Win:	173	WON-LOST	WINNING	LAST 10	STRENGTH OF	OPP. STRENGTH	TEAM	ADJ.	CONF.	ADJ CONF.
Average RPI Loss:	65	RECORD	PCT. RANK	GAMES	SCHEDULE	OF SCHEDULE	RPI	RPI	RPI	RPI
DIV. I ONLY	9- 13	228	5- 5	36	45	134	134	2	2	
DIV. I NON-CONF.	5- 8	209	2- 1	191	137	247	247	2	2	
TOTALS	RPI 1-25	RPI 26-50	W-L RECORDS	RPI 51-100	RPI 101-150	RPI 150+				
9- 13	3- 4	0- 3	OVERALL	0- 3	1- 1	5- 2				
8- 4	3- 1	0- 1	HOME	0- 1	0- 0	5- 1				
1- 6	0- 1	0- 2	AWAY	0- 2	1- 0	0- 1				
0- 3	0- 2	0- 0	NEUTRAL	0- 0	0- 1	0- 0				
5- 8	0- 2	0- 1	NON-CONFERENCE	0- 2	0- 1	5- 2				
5- 2	0- 0	0- 0	HOME	0- 1	0- 0	5- 1				
0- 3	0- 0	0- 1	AWAY	0- 1	0- 0	0- 1				
0- 3	0- 2	0- 0	NEUTRAL	0- 0	0- 1	0- 0				
4- 5	3- 2	0- 2	CONFERENCE	0- 1	1- 0	0- 0				
3- 2	3- 1	0- 1	HOME	0- 0	0- 0	0- 0				
1- 3	0- 1	0- 1	AWAY	0- 1	1- 0	0- 0				
0- 0	0- 0	0- 0	NEUTRAL	0- 0	0- 0	0- 0				

RPI	S	Opponent	Score	RPI	S	Opponent	Score	RPI	S	Opponent	Score	RPI	S	Opponent	Score	Team's RPI: 134
2	A	South Carolina	32 85	31	A	Mississippi St.	55 80	59	A	South Dakota St.	69 76	111	N	La.-Lafayette	59 67	
7	N	Oregon St.	47 63	31	H	Mississippi St.	55 65	67	A	Auburn	60 71	112	A	LSU	48 44	
9	N	Texas	50 61	39	A	Rutgers	40 60	98	H	Missouri St.	54 69	154	H	Oral Roberts	65 50	
12	H	Tennessee	64 59									173	A	Butler	57 63	
16	H	Texas A&M	67 61									189	H	Tulsa	67 74	
24	H	Missouri	64 52									241	H	Sam Houston St.	67 47	
25	H	Florida	66 71									315	H	Southeastern La.	97 53	
												340	H	New Orleans	73 41	
												345	H	Mississippi Val.	86 46	
LAST 12 Division I GAMES:																
31	H	Mississippi St.	55 65	31	A	Mississippi St.	55 80									
25	H	Florida	66 71	16	H	Texas A&M	67 61									
67	A	Auburn	60 71	2	A	South Carolina	32 85									
112	A	LSU	48 44	340	H	New Orleans	73 41									
24	H	Missouri	64 52	345	H	Mississippi Val.	86 46									
12	H	Tennessee	64 59	9	N	Texas	50 61									

Non-Div I Games:

Arkansas

■ Loss, 
■ Non-Conf, S Site, 
■ Home 
■ Away 
N Neutral

Average RPI Win:	213	WON-LOST	WINNING	LAST 10	STRENGTH OF	OPP. STRENGTH	TEAM	ADJ.	CONF.	ADJ CONF.
Average RPI Loss:	48	RECORD	PCT. RANK	GAMES	SCHEDULE	OF SCHEDULE	RPI	RPI	RPI	RPI
DIV. I ONLY	16- 3	17	10- 0	181	183	55	55	16	16	
DIV. I NON-CONF.	6- 3	100	1- 1	143	151	68	68	14	14	
TOTALS	RPI 1-25	RPI 26-50	W-L RECORDS	RPI 51-100	RPI 101-150	RPI 150+				
16- 3	0- 1	0- 0	OVERALL	2- 2	2- 0	12- 0				
9- 0	0- 0	0- 0	HOME	0- 0	1- 0	8- 0				
7- 3	0- 1	0- 0	AWAY	2- 2	1- 0	4- 0				
0- 0	0- 0	0- 0	NEUTRAL	0- 0	0- 0	0- 0				
6- 3	0- 1	0- 0	NON-CONFERENCE	2- 2	0- 0	4- 0				
3- 0	0- 0	0- 0	HOME	0- 0	0- 0	3- 0				
3- 3	0- 1	0- 0	AWAY	2- 2	0- 0	1- 0				
0- 0	0- 0	0- 0	NEUTRAL	0- 0	0- 0	0- 0				
10- 0	0- 0	0- 0	CONFERENCE	0- 0	2- 0	8- 0				
6- 0	0- 0	0- 0	HOME	0- 0	1- 0	5- 0				
4- 0	0- 0	0- 0	AWAY	0- 0	1- 0	3- 0				
0- 0	0- 0	0- 0	NEUTRAL	0- 0	0- 0	0- 0				

RPI 1-25				RPI 26-50				RPI 51-100				Team's RPI: 55				RPI 101+			
RPI	S	Opponent	Score	RPI	S	Opponent	Score	RPI	S	Opponent	Score	RPI	S	Opponent	Score	RPI	S	Opponent	Score
25	A	Florida	72 76					58	A	Chattanooga	54 55	111	H	La.-Lafayette	83 56				
								62	A	Nebraska	71 79	149	A	Texas St.	74 59				
								73	A	FGCU	62 48	171	A	Texas-Arlington	78 71				
								97	A	UT Martin	76 74	175	H	Little Rock	66 53				
												198	A	Troy	101 81				
												219	A	South Ala.	66 53				
												255	H	Austin Peay	66 55				
												256	H	Appalachian St.	83 60				
												260	H	Georgia St.	75 54				
												268	H	La.-Monroe	66 43				
												273	H	Ga. Southern	77 54				
												278	A	Tennessee Tech	77 55				
												290	H	Wichita St.	67 40				
												328	H	Alcorn	82 50				
LAST 12 Division I GAMES:																			
273	H	Ga. Southern	77 54	111	H	La.-Lafayette	83 56												
260	H	Georgia St.	75 54	268	H	La.-Monroe	66 43												
149	A	Texas St.	74 59	219	A	South Ala.	66 53												
171	A	Texas-Arlington	78 71	198	A	Troy	101 81												
175	H	Little Rock	66 53	62	A	Nebraska	71 79												
256	H	Appalachian St.	83 60	255	H	Austin Peay	66 55												

Non-Div I Games:

Arkansas St.

■ Loss, 
■ Non-Conf, S Site, 
■ Home 
■ Away 
N Neutral



Average RPI Win:	241	WON-LOST	WINNING	LAST 10	STRENGTH OF	OPP. STRENGTH	TEAM	ADJ.	CONF.	ADJ CONF.
Average RPI Loss:	71	RECORD	PCT. RANK	GAMES	SCHEDULE	OF SCHEDULE	RPI	RPI	RPI	RPI
DIV. I ONLY	17- 2	11	9- 1	272	277	75	75	28	28	
DIV. I NON-CONF.	8- 1	23	1- 0	279	208	80	80	29	29	
TOTALS	RPI 1-25	RPI 26-50	W-L RECORDS	RPI 51-100	RPI 101-150	RPI 150+				
17- 2	0- 0	1- 1	OVERALL	1- 0	2- 1	13- 0				
11- 0	0- 0	1- 0	HOME	0- 0	2- 0	8- 0				
5- 2	0- 0	0- 1	AWAY	1- 0	0- 1	4- 0				
1- 0	0- 0	0- 0	NEUTRAL	0- 0	0- 0	1- 0				
8- 1	0- 0	1- 1	NON-CONFERENCE	1- 0	1- 0	5- 0				
5- 0	0- 0	1- 0	HOME	0- 0	1- 0	3- 0				
3- 1	0- 0	0- 1	AWAY	1- 0	0- 0	2- 0				
0- 0	0- 0	0- 0	NEUTRAL	0- 0	0- 0	0- 0				
9- 1	0- 0	0- 0	CONFERENCE	0- 0	1- 1	8- 0				
6- 0	0- 0	0- 0	HOME	0- 0	1- 0	5- 0				
2- 1	0- 0	0- 0	AWAY	0- 0	0- 1	2- 0				
1- 0	0- 0	0- 0	NEUTRAL	0- 0	0- 0	1- 0				

RPI S	Opponent	Score	RPI S	Opponent	Score	RPI S	Opponent	Score	RPI S	Opponent	Score
38	A Duke	61 72	47	H Albany (NY)	65 62	99	A Yale	65 61	103	A Bucknell	69 79
									103	H Bucknell	68 63
									130	H Quinnipiac	67 57
									214	H Lehigh	63 39
									248	H Pepperdine	63 53
									249	N Navy	75 38
									253	A American	52 42
									263	H Loyola Maryland	70 37
									270	H Holy Cross	77 58
									282	H Central Conn. St.	81 52
									298	H Rider	57 42
									300	H Colgate	67 55
									332	A Lafayette	78 45
									332	H Lafayette	84 57
									336	A NJIT	71 35
									346	A St. Francis Brooklyn	74 35
LAST 12 Division I GAMES:											
332	H Lafayette	84 57	263	H Loyola Maryland	70 37						
103	H Bucknell	68 63	332	A Lafayette	78 45						
249	N Navy	75 38	103	A Bucknell	69 79						
270	H Holy Cross	77 58	214	H Lehigh	63 39						
253	A American	52 42	336	A NJIT	71 35						
300	H Colgate	67 55	346	A St. Francis Brooklyn	74 35						

Non-Div I Games: Emerson 86 47

Army West Point

■ Loss, 
 ■ Non-Conf, 
 ■ S Site, 
 ■ H Home 
 ■ A Away 
 N Neutral

Average RPI Win:	185	WON-LOST	WINNING	LAST 10	STRENGTH OF	OPP. STRENGTH	TEAM	ADJ.	CONF.	ADJ CONF.
Average RPI Loss:	43	RECORD	PCT. RANK	GAMES	SCHEDULE	OF SCHEDULE	RPI	RPI	RPI	RPI
DIV. I ONLY	14- 8	99	4- 6	92	42	67	67	2	2	
DIV. I NON-CONF.	10- 3	61	2- 1	263	148	106	106	2	2	
TOTALS	RPI 1-25	RPI 26-50	W-L RECORDS	RPI 51-100	RPI 101-150	RPI 150+				
14- 8	1- 3	0- 2	OVERALL	0- 3	5- 0	8- 0				
7- 2	1- 1	0- 0	HOME	0- 1	2- 0	4- 0				
4- 6	0- 2	0- 2	AWAY	0- 2	1- 0	3- 0				
3- 0	0- 0	0- 0	NEUTRAL	0- 0	2- 0	1- 0				
10- 3	0- 0	0- 0	NON-CONFERENCE	0- 3	2- 0	8- 0				
4- 1	0- 0	0- 0	HOME	0- 1	0- 0	4- 0				
3- 2	0- 0	0- 0	AWAY	0- 2	0- 0	3- 0				
3- 0	0- 0	0- 0	NEUTRAL	0- 0	2- 0	1- 0				
4- 5	1- 3	0- 2	CONFERENCE	0- 0	3- 0	0- 0				
3- 1	1- 1	0- 0	HOME	0- 0	2- 0	0- 0				
1- 4	0- 2	0- 2	AWAY	0- 0	1- 0	0- 0				
0- 0	0- 0	0- 0	NEUTRAL	0- 0	0- 0	0- 0				

RPI 1-25				RPI 26-50				RPI 51-100 Team's RPI: 67				RPI 101+			
RPI	S	Opponent	Score	RPI	S	Opponent	Score	RPI	S	Opponent	Score	RPI	S	Opponent	Score
2	H	South Carolina	58 74	31	A	Mississippi St.	45 60	73	A	FGCU	45 52	108	N	Minnesota	81 79
12	A	Tennessee	52 79	35	A	Georgia	30 63	77	A	Marquette	69 70	112	A	LSU	63 53
22	A	Kentucky	47 54					89	H	Virginia	52 69	113	N	Boise St.	55 53
22	H	Kentucky	66 61									134	H	Arkansas	71 60
												142	H	Alabama	72 59
												153	H	UAB	85 71
												177	H	East Carolina	83 69
												186	H	George Mason	88 59
												231	N	Coppin St.	69 54
												283	A	Towson	74 52
												294	A	Savannah St.	62 40
												313	H	Winthrop	76 33
												315	A	Southeastern La.	80 68
LAST 12 Division I GAMES:															
112	A	LSU	63 53	12	A	Tennessee	52 79								
35	A	Georgia	30 63	31	A	Mississippi St.	45 60								
134	H	Arkansas	71 60	22	H	Kentucky	66 61								
2	H	South Carolina	58 74	73	A	FGCU	45 52								
22	A	Kentucky	47 54	186	H	George Mason	88 59								
142	H	Alabama	72 59	283	A	Towson	74 52								

Non-Div I Games:

Auburn

■ Loss, 
 ■ Non-Conf, S Site, 
 ■ Home 
 ■ Away 
 N Neutral

Average RPI Win:	280	WON-LOST	WINNING	LAST 10	STRENGTH OF	OPP. STRENGTH	TEAM	ADJ.	CONF.	ADJ CONF.
Average RPI Loss:	124	RECORD	PCT. RANK	GAMES	SCHEDULE	OF SCHEDULE	RPI	RPI	RPI	RPI
DIV. I ONLY	5- 16	293	5- 5	121	198	255	255	24	24	
DIV. I NON-CONF.	0- 11	338	0- 2	26	80	267	267	23	23	
TOTALS	RPI 1-25	RPI 26-50	W-L RECORDS	RPI 51-100	RPI 101-150	RPI 150+				
5- 16	0- 0	0- 1	OVERALL	0- 7	0- 3	5- 5				
4- 3	0- 0	0- 0	HOME	0- 2	0- 1	4- 0				
1- 12	0- 0	0- 1	AWAY	0- 4	0- 2	1- 5				
0- 1	0- 0	0- 0	NEUTRAL	0- 1	0- 0	0- 0				
0- 11	0- 0	0- 1	NON-CONFERENCE	0- 6	0- 1	0- 3				
0- 2	0- 0	0- 0	HOME	0- 2	0- 0	0- 0				
0- 8	0- 0	0- 1	AWAY	0- 3	0- 1	0- 3				
0- 1	0- 0	0- 0	NEUTRAL	0- 1	0- 0	0- 0				
5- 5	0- 0	0- 0	CONFERENCE	0- 1	0- 2	5- 2				
4- 1	0- 0	0- 0	HOME	0- 0	0- 1	4- 0				
1- 4	0- 0	0- 0	AWAY	0- 1	0- 1	1- 2				
0- 0	0- 0	0- 0	NEUTRAL	0- 0	0- 0	0- 0				

RPI 1-25				RPI 26-50				RPI 51-100				RPI 101+				Team's RPI: 255	
RPI	S	Opponent	Score	RPI	S	Opponent	Score	RPI	S	Opponent	Score	RPI	S	Opponent	Score		
				49	A	Vanderbilt	56 73	52	A	Western Ky.	69 88	107	A	Wright St.	56 77		
								54	N	Indiana	58 90	122	A	Belmont	82 88		
								55	A	Arkansas St.	55 66	144	H	SIUE	61 72		
								57	A	Ball St.	44 72	151	A	ETSU	76 80		
								63	H	California	58 67	179	A	Southeast Mo. St.	69 71		
								76	H	Middle Tenn.	55 86	213	H	Eastern Ky.	94 66		
								97	A	UT Martin	51 75	242	A	Miami (OH)	60 75		
												250	A	Tennessee St.	58 66		
												278	H	Tennessee Tech	91 75		
												279	H	Jacksonville St.	61 59		
												285	A	Kennesaw St.	65 73		
												289	A	Morehead St.	96 75		
												342	H	Eastern Ill.	80 45		
LAST 12 Division I GAMES:																	
				97	A	UT Martin	51 75	250	A	Tennessee St.	58 66						
				179	A	Southeast Mo. St.	69 71	278	H	Tennessee Tech	91 75						
				144	H	SIUE	61 72	279	H	Jacksonville St.	61 59						
				342	H	Eastern Ill.	80 45	213	H	Eastern Ky.	94 66						
				289	A	Morehead St.	96 75	151	A	ETSU	76 80						
				122	A	Belmont	82 88	55	A	Arkansas St.	55 66						

Non-Div I Games: Trevecca Nazarene 97 75 Christian Bros. 74 55

Austin Peay

■ Loss, 
 ■ Non-Conf, 
 ■ S Site, 
 ■ Home 
 ■ A Away 
 N Neutral

BYU				STRENGTH OF SCHEDULE	OPP. STRENGTH OF SCHEDULE	TEAM RPI	ADJ. RPI	CONF. RPI	ADJ CONF. RPI
Average RPI Win:	161	WON-LOST RECORD	WINNING PCT. RANK						
Average RPI Loss:	49		LAST 10 GAMES						
DIV. I ONLY	17- 4	29	10- 0	65	86	21	21	8	8
DIV. I NON-CONF.	7- 3	91	1- 0	15	62	19	19	9	9
-----									
TOTALS	RPI 1-25	RPI 26-50	W-L RECORDS	RPI 51-100	RPI 101-150	RPI 150+			
17- 4	1- 0	0- 2	OVERALL	4- 2	3- 0	9- 0			
9- 0	0- 0	0- 0	HOME	3- 0	1- 0	5- 0			
5- 3	0- 0	0- 1	AWAY	1- 2	1- 0	3- 0			
3- 1	1- 0	0- 1	NEUTRAL	0- 0	1- 0	1- 0			
7- 3	1- 0	0- 2	NON-CONFERENCE	1- 1	1- 0	4- 0			
3- 0	0- 0	0- 0	HOME	1- 0	0- 0	2- 0			
1- 2	0- 0	0- 1	AWAY	0- 1	0- 0	1- 0			
3- 1	1- 0	0- 1	NEUTRAL	0- 0	1- 0	1- 0			
10- 1	0- 0	0- 0	CONFERENCE	3- 1	2- 0	5- 0			
6- 0	0- 0	0- 0	HOME	2- 0	1- 0	3- 0			
4- 1	0- 0	0- 0	AWAY	1- 1	1- 0	2- 0			
0- 0	0- 0	0- 0	NEUTRAL	0- 0	0- 0	0- 0			

RPI 1-25 Team's RPI: 21				RPI 26-50				RPI 51-100				RPI 101+			
RPI	S	Opponent	Score	RPI	S	Opponent	Score	RPI	S	Opponent	Score	RPI	S	Opponent	Score
16	N	Texas A&M	72 64	30	A	Oklahoma	47 73	53	H	St. Mary's (CA)	65 59	115	A	San Francisco	66 57
				35	N	Georgia	58 66	61	A	Colorado St.	55 61	136	N	Penn St.	63 51
								68	H	Utah	73 59	138	H	Pacific	79 62
								69	A	San Diego	65 78	167	N	Hawaii	67 56
								72	A	Santa Clara	68 63	181	A	Weber St.	68 51
								84	H	Gonzaga	58 54	224	H	Utah Valley	78 62
												226	H	Utah St.	81 69
												244	A	Loyola Marymount	82 75
												244	H	Loyola Marymount	75 61
												248	A	Pepperdine	77 66
												248	H	Pepperdine	69 64
												269	H	Portland	78 66
LAST 12 Division I GAMES:															
248	A	Pepperdine	77 66	115	A	San Francisco	66 57								
244	A	Loyola Marymount	82 75	72	A	Santa Clara	68 63								
248	H	Pepperdine	69 64	138	H	Pacific	79 62								
244	H	Loyola Marymount	75 61	53	H	St. Mary's (CA)	65 59								
269	H	Portland	78 66	69	A	San Diego	65 78								
84	H	Gonzaga	58 54	68	H	Utah	73 59								

Non-Div I Games: BYU-Hawaii 85 40

BYU

■ Loss, 
 ■ Non-Conf, S Site, 
 ■ Home 
 ■ Away 
 N Neutral

Average RPI Win:	178	WON-LOST	WINNING	LAST 10	STRENGTH OF	OPP. STRENGTH	TEAM	ADJ.	CONF.	ADJ CONF.
Average RPI Loss:	42	RECORD	PCT. RANK	GAMES	SCHEDULE	OF SCHEDULE	RPI	RPI	RPI	RPI
DIV. I ONLY	14- 5	53	8- 2	93	91	57	57	12	12	
DIV. I NON-CONF.	7- 3	91	2- 1	199	63	91	91	13	13	
TOTALS	RPI 1-25	RPI 26-50	W-L RECORDS	RPI 51-100	RPI 101-150	RPI 150+				
14- 5	0- 1	0- 3	OVERALL	2- 1	5- 0	7- 0				
9- 1	0- 0	0- 1	HOME	2- 0	4- 0	3- 0				
4- 3	0- 0	0- 1	AWAY	0- 0	1- 0	3- 0				
1- 1	0- 1	0- 0	NEUTRAL	0- 0	0- 0	1- 0				
7- 3	0- 1	0- 1	NON-CONFERENCE	2- 1	0- 0	5- 0				
4- 0	0- 0	0- 0	HOME	2- 0	0- 0	2- 0				
2- 2	0- 0	0- 1	AWAY	0- 1	0- 0	2- 0				
1- 1	0- 1	0- 0	NEUTRAL	0- 0	0- 0	1- 0				
7- 2	0- 0	0- 2	CONFERENCE	0- 0	5- 0	2- 0				
5- 1	0- 0	0- 1	HOME	0- 0	4- 0	1- 0				
2- 1	0- 0	0- 1	AWAY	0- 0	1- 0	1- 0				
0- 0	0- 0	0- 0	NEUTRAL	0- 0	0- 0	0- 0				

RPI 1-25				RPI 26-50				RPI 51-100				Team's RPI: 57	RPI 101+			
RPI	S	Opponent	Score	RPI	S	Opponent	Score	RPI	S	Opponent	Score		RPI	S	Opponent	Score
25	N	Florida	79 85	32	A	Ohio	48 73	52	H	Western Ky.	74 60		105	H	Akron	78 71
				32	H	Ohio	67 68	85	H	Saint Louis	79 70		106	H	Toledo	75 69
				34	A	Purdue	63 73	87	A	Charlotte	66 72		119	H	Eastern Mich.	76 54
													126	A	Western Mich.	77 53
													129	H	Buffalo	68 63
													173	H	Butler	58 50
													228	N	Massachusetts	81 54
													234	A	Bowling Green	67 56
													242	H	Miami (OH)	66 41
													255	H	Austin Peay	72 44
													310	A	Evansville	73 53
													327	A	Lipscomb	72 60
LAST 12 Division I GAMES:																
				105	H	Akron	78 71						242	H	Miami (OH)	66 41
				32	H	Ohio	67 68						32	A	Ohio	48 73
				126	A	Western Mich.	77 53						106	H	Toledo	75 69
				119	H	Eastern Mich.	76 54						85	H	Saint Louis	79 70
				234	A	Bowling Green	67 56						310	A	Evansville	73 53
				129	H	Buffalo	68 63						34	A	Purdue	63 73

Non-Div I Games: Ohio Valley 94 45

Ball St.

■ Loss, 
 ■ Non-Conf, 
 ■ S Site, 
 ■ H Home 
 ■ A Away 
 N Neutral

Average RPI Win:	106	WON-LOST	WINNING	LAST 10	STRENGTH OF	OPP. STRENGTH	TEAM	ADJ.	CONF.	ADJ CONF.
Average RPI Loss:	15	RECORD	PCT. RANK	GAMES	SCHEDULE	OF SCHEDULE	RPI	RPI	RPI	RPI
DIV. I ONLY	22- 1	3	9- 1	15	25	3	3	3	3	3
DIV. I NON-CONF.	13- 0	1	2- 0	49	59	4	4	3	3	3
TOTALS	RPI 1-25	RPI 26-50	W-L RECORDS	RPI 51-100	RPI 101-150	RPI 150+				
22- 1	2- 1	6- 0	OVERALL	4- 0	3- 0	7- 0				
14- 0	0- 0	5- 0	HOME	1- 0	3- 0	5- 0				
4- 1	1- 1	1- 0	AWAY	1- 0	0- 0	1- 0				
4- 0	1- 0	0- 0	NEUTRAL	2- 0	0- 0	1- 0				
13- 0	1- 0	2- 0	NON-CONFERENCE	2- 0	2- 0	6- 0				
9- 0	0- 0	2- 0	HOME	0- 0	2- 0	5- 0				
0- 0	0- 0	0- 0	AWAY	0- 0	0- 0	0- 0				
4- 0	1- 0	0- 0	NEUTRAL	2- 0	0- 0	1- 0				
9- 1	1- 1	4- 0	CONFERENCE	2- 0	1- 0	1- 0				
5- 0	0- 0	3- 0	HOME	1- 0	1- 0	0- 0				
4- 1	1- 1	1- 0	AWAY	1- 0	0- 0	1- 0				
0- 0	0- 0	0- 0	NEUTRAL	0- 0	0- 0	0- 0				

RPI 1-25				RPI 26-50				RPI 51-100				RPI 101+			
RPI	S	Opponent	Score	RPI	S	Opponent	Score	RPI	S	Opponent	Score	RPI	S	Opponent	Score
9	A	Texas	80 67	29	H	DePaul	86 72	51	N	Miami (FL)	88 81	126	H	Texas Tech	69 43
15	A	Oklahoma St.	45 52	30	H	Oklahoma	78 68	65	N	James Madison	77 63	145	H	Southern Miss.	97 42
17	N	Michigan St.	84 76	40	A	West Virginia	71 61	91	A	Iowa St.	77 61	150	H	McNeese St.	105 46
				40	H	West Virginia	69 64	93	H	TCU	72 55	154	H	Oral Roberts	97 39
				41	H	South Fla.	66 63					162	H	Northwestern St.	86 44
				46	H	Kansas St.	87 52					171	H	Texas-Arlington	62 20
												202	A	Kansas	58 40
												211	N	Cincinnati	72 34
												216	H	Grambling	96 42
												232	H	Rice	89 38
LAST 12 Division I GAMES:															
				46	H	Kansas St.	87 52	93	H	TCU	72 55				
				40	A	West Virginia	71 61	202	A	Kansas	58 40				
				126	H	Texas Tech	69 43	30	H	Oklahoma	78 68				
				91	A	Iowa St.	77 61	15	A	Oklahoma St.	45 52				
				9	A	Texas	80 67	65	N	James Madison	77 63				
				40	H	West Virginia	69 64	51	N	Miami (FL)	88 81				

Non-Div I Games:

Baylor

■ Loss, 
 ■ Non-Conf, S Site, 
 ■ Home 
 ■ Away 
 N Neutral

Average RPI Win:	266	WON-LOST	WINNING	LAST 10	STRENGTH OF	OPP. STRENGTH	TEAM	ADJ.	CONF.	ADJ CONF.
Average RPI Loss:	84	RECORD	PCT. RANK	GAMES	SCHEDULE	OF SCHEDULE	RPI	RPI	RPI	RPI
DIV. I ONLY	13- 7	90	7- 3	265	197	122	122	24	24	
DIV. I NON-CONF.	6- 5	146	0- 3	138	110	98	98	23	23	
TOTALS	RPI 1-25	RPI 26-50	W-L RECORDS	RPI 51-100	RPI 101-150	RPI 150+				
13- 7	0- 2	0- 0	OVERALL	0- 2	1- 2	12- 1				
8- 0	0- 0	0- 0	HOME	0- 0	0- 0	8- 0				
5- 7	0- 2	0- 0	AWAY	0- 2	1- 2	4- 1				
0- 0	0- 0	0- 0	NEUTRAL	0- 0	0- 0	0- 0				
6- 5	0- 2	0- 0	NON-CONFERENCE	0- 2	1- 1	5- 0				
3- 0	0- 0	0- 0	HOME	0- 0	0- 0	3- 0				
3- 5	0- 2	0- 0	AWAY	0- 2	1- 1	2- 0				
0- 0	0- 0	0- 0	NEUTRAL	0- 0	0- 0	0- 0				
7- 2	0- 0	0- 0	CONFERENCE	0- 0	0- 1	7- 1				
5- 0	0- 0	0- 0	HOME	0- 0	0- 0	5- 0				
2- 2	0- 0	0- 0	AWAY	0- 0	0- 1	2- 1				
0- 0	0- 0	0- 0	NEUTRAL	0- 0	0- 0	0- 0				

RPI 1-25				RPI 26-50				RPI 51-100				RPI 101+ Team's RPI: 122			
RPI	S	Opponent	Score	RPI	S	Opponent	Score	RPI	S	Opponent	Score	RPI	S	Opponent	Score
5	A	Ohio St.	56 84					52	A	Western Ky.	65 80	124	A	IUPUI	59 62
23	A	Green Bay	62 66					58	A	Chattanooga	53 62	144	A	SIUE	60 73
												148	A	Wake Forest	78 64
												153	H	UAB	63 62
												179	A	Southeast Mo. St.	74 81
												198	H	Troy	102 93
												250	H	Tennessee St.	80 65
												255	H	Austin Peay	88 82
												278	A	Tennessee Tech	80 79
												279	A	Jacksonville St.	44 32
												289	H	Morehead St.	99 71
												292	H	Murray St.	87 61
												301	H	Cleveland St.	76 58
												327	A	Lipscomb	90 68
												342	H	Eastern Ill.	89 61
												344	A	Alabama A&M	78 28
LAST 12 Division I GAMES:															
289	H	Morehead St.	99 71	342	H	Eastern Ill.	89 61								
278	A	Tennessee Tech	80 79	144	A	SIUE	60 73								
250	H	Tennessee St.	80 65	179	A	Southeast Mo. St.	74 81								
279	A	Jacksonville St.	44 32	52	A	Western Ky.	65 80								
255	H	Austin Peay	88 82	23	A	Green Bay	62 66								
292	H	Murray St.	87 61	124	A	IUPUI	59 62								

Non-Div I Games: Young Harris 80 31 Trevecca Nazarene 86 59

Belmont

Loss, Non-Conf, S Site, H Home A Away N Neutral

Average RPI Win:	<b>296</b>	WON-LOST	WINNING	LAST 10	STRENGTH OF	OPP. STRENGTH	TEAM	ADJ.	CONF.	ADJ CONF.
Average RPI Loss:	<b>185</b>	RECORD	PCT. RANK	GAMES	SCHEDULE	OF SCHEDULE	RPI	RPI	RPI	RPI
DIV. I ONLY	<b>11- 9</b>	<b>145</b>	<b>7- 3</b>	<b>337</b>	<b>329</b>	<b>257</b>	<b>257</b>	<b>30</b>	<b>30</b>	
DIV. I NON-CONF.	<b>4- 7</b>	<b>222</b>	<b>2- 2</b>	<b>267</b>	<b>332</b>	<b>264</b>	<b>264</b>	<b>30</b>	<b>30</b>	
TOTALS	RPI 1-25	RPI 26-50	W-L RECORDS	RPI 51-100	RPI 101-150	RPI 150+				
11- 9	0- 0	0- 0	OVERALL	0- 1	0- 1	11- 7				
5- 3	0- 0	0- 0	HOME	0- 0	0- 0	5- 3				
4- 4	0- 0	0- 0	AWAY	0- 0	0- 0	4- 0				
2- 2	0- 0	0- 0	NEUTRAL	0- 0	0- 0	2- 2				
4- 7	0- 0	0- 0	NON-CONFERENCE	0- 1	0- 1	4- 5				
0- 3	0- 0	0- 0	HOME	0- 0	0- 0	0- 3				
2- 2	0- 0	0- 0	AWAY	0- 1	0- 1	2- 0				
2- 2	0- 0	0- 0	NEUTRAL	0- 0	0- 0	2- 2				
7- 2	0- 0	0- 0	CONFERENCE	0- 0	0- 0	7- 2				
5- 0	0- 0	0- 0	HOME	0- 0	0- 0	5- 0				
2- 2	0- 0	0- 0	AWAY	0- 0	0- 0	2- 2				
0- 0	0- 0	0- 0	NEUTRAL	0- 0	0- 0	0- 0				

RPI 1-25			RPI 26-50			RPI 51-100			RPI 101+			Team's RPI: 257
RPI	S	Opponent	Score	RPI	S	Opponent	Score	RPI	S	Opponent	Score	
						51 <b>A</b> Miami (FL)	47 <b>55</b>	135 <b>A</b> Fla. Atlantic		60 <b>82</b>		
								156 <b>A</b> Hampton		45 <b>60</b>		
								161 <b>H</b> Brown		61 <b>68</b>		
								178 <b>H</b> Jacksonville		53 <b>63</b>		
								199 <b>H</b> Stetson		38 <b>62</b>		
								227 <b>N</b> Western Ill.		59 <b>75</b>		
								231 <b>H</b> Coppin St.		69 56		
								240 <b>H</b> Morgan St.		63 48		
								260 <b>N</b> Georgia St.		61 <b>68</b>		
								273 <b>N</b> Ga. Southern		65 49		
								294 <b>H</b> Savannah St.		50 44		
								296 <b>A</b> UMES		71 <b>76</b>		
								302 <b>A</b> Western Caro.		66 59		
								305 <b>H</b> Florida A&M		67 60		
								307 <b>H</b> South Carolina St.		65 50		
								308 <b>A</b> North Florida		53 49		
								321 <b>A</b> Howard		81 77		
								326 <b>N</b> LIU Brooklyn		68 55		
								349 <b>A</b> Norfolk St.		53 45		
LAST 12 Division I GAMES:												
294 <b>H</b> Savannah St.		50 44	349 <b>A</b> Norfolk St.		53 45							
305 <b>H</b> Florida A&M		67 60	156 <b>A</b> Hampton		45 <b>60</b>							
321 <b>A</b> Howard		81 77	326 <b>N</b> LIU Brooklyn		68 55							
296 <b>A</b> UMES		71 <b>76</b>	135 <b>A</b> Fla. Atlantic		60 <b>82</b>							
240 <b>H</b> Morgan St.		63 48	273 <b>N</b> Ga. Southern		65 49							
231 <b>H</b> Coppin St.		69 56	260 <b>N</b> Georgia St.		61 <b>68</b>							

Non-Div I Games: Warner 100 28 Edward Waters 67 48

Bethune-Cookman

**Loss**, **Non-Conf**, **S Site**, **H Home** **A Away** **N Neutral**



Binghamton

Through Games Of Feb. 3, 2016

Average RPI Win:	261	WON-LOST	WINNING	LAST 10	STRENGTH OF	OPP. STRENGTH	TEAM	ADJ.	CONF.	ADJ CONF.
Average RPI Loss:	149	RECORD	PCT. RANK	GAMES	SCHEDULE	OF SCHEDULE	RPI	RPI	RPI	RPI
DIV. I ONLY	7- 12	244	5- 4	169	276	215	215	15	15	
DIV. I NON-CONF.	2- 8	290	0- 1	222	319	305	305	18	18	
TOTALS	RPI 1-25	RPI 26-50	W-L RECORDS	RPI 51-100	RPI 101-150	RPI 150+				
7- 12	0- 0	0- 1	OVERALL	0- 2	1- 3	6- 6				
4- 2	0- 0	0- 1	HOME	0- 1	1- 0	3- 0				
3- 10	0- 0	0- 0	AWAY	0- 1	0- 3	3- 6				
0- 0	0- 0	0- 0	NEUTRAL	0- 0	0- 0	0- 0				
2- 8	0- 0	0- 0	NON-CONFERENCE	0- 1	0- 2	2- 5				
2- 0	0- 0	0- 0	HOME	0- 0	0- 0	2- 0				
0- 8	0- 0	0- 0	AWAY	0- 1	0- 2	0- 5				
0- 0	0- 0	0- 0	NEUTRAL	0- 0	0- 0	0- 0				
5- 4	0- 0	0- 1	CONFERENCE	0- 1	1- 1	4- 1				
2- 2	0- 0	0- 1	HOME	0- 1	1- 0	1- 0				
3- 2	0- 0	0- 0	AWAY	0- 0	0- 1	3- 1				
0- 0	0- 0	0- 0	NEUTRAL	0- 0	0- 0	0- 0				

RPI 1-25				RPI 26-50				RPI 51-100				RPI 101+				Team's RPI: 215	
RPI	S	Opponent	Score	RPI	S	Opponent	Score	RPI	S	Opponent	Score	RPI	S	Opponent	Score		
				47	H	Albany (NY)	47 59	71	A	Michigan	62 90	103	A	Bucknell	46 76		
								94	H	Maine	38 52	109	A	Stony Brook	58 64		
												109	H	Stony Brook	54 47		
												137	A	Xavier	55 64		
												161	A	Brown	65 67		
												184	A	UMBC	51 62		
												185	A	Cornell	57 64		
												204	A	Canisius	50 80		
												217	A	Hartford	53 47		
												235	A	Columbia	64 71		
												258	A	Sacred Heart	60 69		
												267	H	New Hampshire	51 50		
												277	A	Vermont	57 53		
												300	H	Colgate	63 56		
												323	A	UMass Lowell	75 70		
												336	H	NJIT	54 50		
LAST 12 Division I GAMES:																	
				109	H	Stony Brook	54 47					217	A	Hartford	53 47		
				94	H	Maine	38 52					267	H	New Hampshire	51 50		
				184	A	UMBC	51 62					109	A	Stony Brook	58 64		
				323	A	UMass Lowell	75 70					185	A	Cornell	57 64		
				277	A	Vermont	57 53					258	A	Sacred Heart	60 69		
				47	H	Albany (NY)	47 59					235	A	Columbia	64 71		

Non-Div I Games: Cedar Crest 74 18 Misericordia 73 44 Nyack 65 33

Binghamton

Loss, Non-Conf, S Site, H Home A Away N Neutral

Average RPI Win: <b>221</b>	WON-LOST	WINNING	LAST 10	STRENGTH OF	OPP. STRENGTH	TEAM	ADJ.	CONF.	ADJ CONF.
Average RPI Loss: <b>117</b>	RECORD	PCT. RANK	GAMES	SCHEDULE	OF SCHEDULE	RPI	RPI	RPI	RPI
DIV. I ONLY	13- 6	76	8- 2	198	186	113	113	19	19
DIV. I NON-CONF.	5- 4	138	2- 0	253	121	191	191	20	20
TOTALS	RPI 1-25	RPI 26-50	W-L RECORDS	RPI 51-100	RPI 101-150	RPI 150+			
13- 6	0- 0	0- 0	OVERALL	0- 3	0- 1	13- 2			
5- 3	0- 0	0- 0	HOME	0- 1	0- 0	5- 2			
7- 2	0- 0	0- 0	AWAY	0- 1	0- 1	7- 0			
1- 1	0- 0	0- 0	NEUTRAL	0- 1	0- 0	1- 0			
5- 4	0- 0	0- 0	NON-CONFERENCE	0- 2	0- 0	5- 2			
1- 3	0- 0	0- 0	HOME	0- 1	0- 0	1- 2			
3- 0	0- 0	0- 0	AWAY	0- 0	0- 0	3- 0			
1- 1	0- 0	0- 0	NEUTRAL	0- 1	0- 0	1- 0			
8- 2	0- 0	0- 0	CONFERENCE	0- 1	0- 1	8- 0			
4- 0	0- 0	0- 0	HOME	0- 0	0- 0	4- 0			
4- 2	0- 0	0- 0	AWAY	0- 1	0- 1	4- 0			
0- 0	0- 0	0- 0	NEUTRAL	0- 0	0- 0	0- 0			

RPI 1-25			RPI 26-50			RPI 51-100			RPI 101+ Team's RPI: 113		
RPI	S	Opponent	Score	RPI	S	Opponent	Score	RPI	S	Opponent	Score
						56 H Washington St.	52 57	140 A Fresno St.		57 62	
						61 A Colorado St.	64 68	152 H Idaho St.		77 80	
						67 N Auburn	53 55	164 A New Mexico		81 60	
								166 H Col. of Charleston		61 38	
								168 H UNLV		75 56	
								180 A Eastern Wash.		84 79	
								199 N Stetson		71 65	
								218 A San Jose St.		78 75	
								221 A Seattle		84 66	
								224 H Utah Valley		70 72	
								226 A Utah St.		63 58	
								226 H Utah St.		84 78	
								245 H Wyoming		58 49	
								269 A Portland		89 49	
								274 A San Diego St.		75 45	
								316 H Nevada		66 58	
LAST 12 Division I GAMES:											
226 A		Utah St.	63 58	316 H		Nevada	66 58				
164 A		New Mexico	81 60	140 A		Fresno St.	57 62				
168 H		UNLV	75 56	226 H		Utah St.	84 78				
245 H		Wyoming	58 49	61 A		Colorado St.	64 68				
218 A		San Jose St.	78 75	180 A		Eastern Wash.	84 79				
274 A		San Diego St.	75 45	221 A		Seattle	84 66				

Non-Div I Games: Concordia Portland 84 77 Cal St. L.A. 58 44

Boise St.

■ Loss, 
 ■ Non-Conf, S Site, 
 ■ Home 
 ■ Away 
 N Neutral

Average RPI Win:	<b>192</b>	WON-LOST	WINNING	LAST 10	STRENGTH OF	OPP. STRENGTH	TEAM	ADJ.	CONF.	ADJ CONF.
Average RPI Loss:	<b>54</b>	RECORD	PCT. RANK	GAMES	SCHEDULE	OF SCHEDULE	RPI	RPI	RPI	RPI
DIV. I ONLY	<b>13- 8</b>	<b>106</b>	<b>3- 7</b>	<b>97</b>	<b>53</b>	<b>86</b>	<b>86</b>	<b>5</b>	<b>5</b>	
DIV. I NON-CONF.	<b>12- 1</b>	<b>10</b>	<b>4- 0</b>	<b>254</b>	<b>117</b>	<b>60</b>	<b>60</b>	<b>5</b>	<b>5</b>	
TOTALS	RPI 1-25	RPI 26-50	W-L RECORDS	RPI 51-100	RPI 101-150	RPI 150+				
13- 8	0- 3	1- 2	OVERALL	3- 2	1- 1	8- 0				
8- 2	0- 1	0- 0	HOME	2- 0	1- 1	5- 0				
4- 5	0- 2	1- 1	AWAY	0- 2	0- 0	3- 0				
1- 1	0- 0	0- 1	NEUTRAL	1- 0	0- 0	0- 0				
12- 1	0- 0	1- 1	NON-CONFERENCE	3- 0	0- 0	8- 0				
7- 0	0- 0	0- 0	HOME	2- 0	0- 0	5- 0				
4- 0	0- 0	1- 0	AWAY	0- 0	0- 0	3- 0				
1- 1	0- 0	0- 1	NEUTRAL	1- 0	0- 0	0- 0				
1- 7	0- 3	0- 1	CONFERENCE	0- 2	1- 1	0- 0				
1- 2	0- 1	0- 0	HOME	0- 0	1- 1	0- 0				
0- 5	0- 2	0- 1	AWAY	0- 2	0- 0	0- 0				
0- 0	0- 0	0- 0	NEUTRAL	0- 0	0- 0	0- 0				

RPI 1-25				RPI 26-50				RPI 51-100				Team's RPI: 86	RPI 101+			
RPI	S	Opponent	Score	RPI	S	Opponent	Score	RPI	S	Opponent	Score		RPI	S	Opponent	Score
1	H	Notre Dame	50 63	30	N	Oklahoma	61 76	68	N	Utah	76 51		132	H	Pittsburgh	54 43
11	A	Florida St.	42 75	34	A	Purdue	58 56	90	A	Virginia Tech	33 58		148	H	Wake Forest	59 65
20	A	Syracuse	61 62	38	A	Duke	51 71	92	A	Georgia Tech	56 62		200	A	Northeastern	71 45
								94	H	Maine	55 48		206	H	Bryant	74 59
								99	H	Yale	73 60		217	H	Hartford	62 28
													233	A	Providence	67 41
													267	H	New Hampshire	71 51
													270	H	Holy Cross	60 51
													323	H	UMass Lowell	66 55
													347	A	Boston U.	58 37
LAST 12 Division I GAMES:																
				92	A	Georgia Tech	56 62	99	H	Yale	73 60					
				20	A	Syracuse	61 62	11	A	Florida St.	42 75					
				148	H	Wake Forest	59 65	90	A	Virginia Tech	33 58					
				132	H	Pittsburgh	54 43	206	H	Bryant	74 59					
				38	A	Duke	51 71	200	A	Northeastern	71 45					
				1	H	Notre Dame	50 63	323	H	UMass Lowell	66 55					

Non-Div I Games:

Boston College

Average RPI Win:	253	WON-LOST	WINNING	LAST 10	STRENGTH OF	OPP. STRENGTH	TEAM	ADJ.	CONF.	ADJ CONF.
Average RPI Loss:	220	RECORD	PCT. RANK	GAMES	SCHEDULE	OF SCHEDULE	RPI	RPI	RPI	RPI
DIV. I ONLY	1- 19	345	1- 9	321	283	347	347	28	28	
DIV. I NON-CONF.	0- 11	338	0- 3	315	216	349	349	29	29	
TOTALS	RPI 1-25	RPI 26-50	W-L RECORDS	RPI 51-100	RPI 101-150	RPI 150+				
1- 19	0- 0	0- 1	OVERALL	0- 1	0- 2	1- 15				
1- 9	0- 0	0- 1	HOME	0- 1	0- 0	1- 7				
0- 10	0- 0	0- 0	AWAY	0- 0	0- 0	0- 3				
0- 0	0- 0	0- 0	NEUTRAL	0- 0	0- 0	0- 0				
0- 11	0- 0	0- 1	NON-CONFERENCE	0- 1	0- 1	0- 8				
0- 6	0- 0	0- 1	HOME	0- 1	0- 0	0- 4				
0- 5	0- 0	0- 0	AWAY	0- 0	0- 1	0- 4				
0- 0	0- 0	0- 0	NEUTRAL	0- 0	0- 0	0- 0				
1- 8	0- 0	0- 0	CONFERENCE	0- 0	0- 1	1- 7				
1- 3	0- 0	0- 0	HOME	0- 0	0- 0	1- 3				
0- 5	0- 0	0- 0	AWAY	0- 0	0- 1	0- 4				
0- 0	0- 0	0- 0	NEUTRAL	0- 0	0- 0	0- 0				

RPI S	Opponent	Score	RPI S	Opponent	Score	RPI S	Opponent	Score	RPI S	Opponent	Score	Team's RPI: 347
47	H Albany (NY)	43 83	86	H Boston College	37 58	103	A Bucknell	56 74				
						146	A Harvard	55 73				
						187	H Marist	54 73				
						196	H Rhode Island	41 57				
						200	H Northeastern	44 77				
						214	A Lehigh	48 72				
						214	H Lehigh	66 73				
						228	A Massachusetts	56 73				
						249	A Navy	56 67				
						253	H American	63 59				
						263	A Loyola Maryland	54 63				
						267	A New Hampshire	52 69				
						270	H Holy Cross	41 60				
						272	A Dartmouth	52 72				
						277	H Vermont	45 60				
						300	H Colgate	63 72				
						323	A UMass Lowell	57 70				
						332	A Lafayette	56 71				
LAST 12 Division I GAMES:												
214	A Lehigh	48 72	249	A Navy	56 67							
103	A Bucknell	56 74	214	H Lehigh	66 73							
300	H Colgate	63 72	270	H Holy Cross	41 60							
263	A Loyola Maryland	54 63	277	H Vermont	45 60							
253	H American	63 59	228	A Massachusetts	56 73							
332	A Lafayette	56 71	187	H Marist	54 73							

Non-Div I Games:

Boston U.

## Bowling Green

Through Games Of Feb. 3, 2016

Average RPI Win:	258	WON-LOST	WINNING	LAST 10	STRENGTH OF	OPP. STRENGTH	TEAM	ADJ.	CONF.	ADJ CONF.
Average RPI Loss:	126	RECORD	PCT. RANK	GAMES	SCHEDULE	OF SCHEDULE	RPI	RPI	RPI	RPI
DIV. I ONLY	8- 10	207	4- 6	241	165	234	234	12	12	
DIV. I NON-CONF.	4- 5	193	0- 3	322	217	282	282	13	13	
TOTALS	RPI 1-25	RPI 26-50	W-L RECORDS	RPI 51-100	RPI 101-150	RPI 150+				
8- 10	0- 0	0- 1	OVERALL	0- 3	1- 3	7- 3				
5- 4	0- 0	0- 1	HOME	0- 2	1- 1	4- 0				
2- 5	0- 0	0- 0	AWAY	0- 1	0- 2	2- 2				
1- 1	0- 0	0- 0	NEUTRAL	0- 0	0- 0	1- 1				
4- 5	0- 0	0- 0	NON-CONFERENCE	0- 2	0- 0	4- 3				
3- 1	0- 0	0- 0	HOME	0- 1	0- 0	3- 0				
0- 3	0- 0	0- 0	AWAY	0- 1	0- 0	0- 2				
1- 1	0- 0	0- 0	NEUTRAL	0- 0	0- 0	1- 1				
4- 5	0- 0	0- 1	CONFERENCE	0- 1	1- 3	3- 0				
2- 3	0- 0	0- 1	HOME	0- 1	1- 1	1- 0				
2- 2	0- 0	0- 0	AWAY	0- 0	0- 2	2- 0				
0- 0	0- 0	0- 0	NEUTRAL	0- 0	0- 0	0- 0				

RPI 1-25			RPI 26-50			RPI 51-100			RPI 101+			Team's RPI: 234
RPI	S	Opponent	Score	RPI	S	Opponent	Score	RPI	S	Opponent	Score	
				32	H	Ohio	57 72	57	H	Ball St.	56 67	105 H Akron 55 71
								59	H	South Dakota St.	45 58	106 A Toledo 61 75
								89	A	Virginia	39 68	119 H Eastern Mich. 67 63
												126 A Western Mich. 45 74
												170 N Davidson 56 60
												178 N Jacksonville 72 69
												211 A Cincinnati 51 54
												242 A Miami (OH) 64 58
												264 A Northern Ill. 58 43
												301 A Cleveland St. 48 69
												303 H Bradley 66 53
												310 H Evansville 74 56
												317 H Illinois St. 70 52
												331 H Kent St. 71 49
LAST 12 Division I GAMES:												
106	A	Toledo	61 75	32	H	Ohio	57 72					
119	H	Eastern Mich.	67 63	126	A	Western Mich.	45 74					
331	H	Kent St.	71 49	242	A	Miami (OH)	64 58					
264	A	Northern Ill.	58 43	59	H	South Dakota St.	45 58					
57	H	Ball St.	56 67	89	A	Virginia	39 68					
105	H	Akron	55 71	301	A	Cleveland St.	48 69					

Non-Div I Games:

Bowling Green

■ Loss, 
 ■ Non-Conf, 
 S Site, 
 ■ Home 
 ■ Away 
 N Neutral

Average RPI Win: <b>287</b>	WON-LOST	WINNING	LAST 10	STRENGTH OF	OPP. STRENGTH	TEAM	ADJ.	CONF.	ADJ CONF.
Average RPI Loss: <b>165</b>	RECORD	PCT. RANK	GAMES	SCHEDULE	OF SCHEDULE	RPI	RPI	RPI	RPI
DIV. I ONLY	4- 15	307	1- 9	251	218	303	303	21	21
DIV. I NON-CONF.	3- 7	248	0- 3	226	243	251	251	17	17
TOTALS	RPI 1-25	RPI 26-50	W-L RECORDS	RPI 51-100	RPI 101-150	RPI 150+			
4- 15	0- 0	0- 2	OVERALL	0- 2	0- 4	4- 7			
2- 7	0- 0	0- 1	HOME	0- 1	0- 3	2- 2			
2- 8	0- 0	0- 1	AWAY	0- 1	0- 1	2- 5			
0- 0	0- 0	0- 0	NEUTRAL	0- 0	0- 0	0- 0			
3- 7	0- 0	0- 2	NON-CONFERENCE	0- 1	0- 1	3- 3			
1- 3	0- 0	0- 1	HOME	0- 0	0- 1	1- 1			
2- 4	0- 0	0- 1	AWAY	0- 1	0- 0	2- 2			
0- 0	0- 0	0- 0	NEUTRAL	0- 0	0- 0	0- 0			
1- 8	0- 0	0- 0	CONFERENCE	0- 1	0- 3	1- 4			
1- 4	0- 0	0- 0	HOME	0- 1	0- 2	1- 1			
0- 4	0- 0	0- 0	AWAY	0- 0	0- 1	0- 3			
0- 0	0- 0	0- 0	NEUTRAL	0- 0	0- 0	0- 0			

RPI 1-25				RPI 26-50				RPI 51-100				RPI 101+				Team's RPI: 303	
RPI	S	Opponent	Score	RPI	S	Opponent	Score	RPI	S	Opponent	Score	RPI	S	Opponent	Score		
				30	H	Oklahoma	46 79	85	A	Saint Louis	58 75	102	H	Drake	64 76		
				43	A	Iowa	53 60	98	H	Missouri St.	44 55	114	H	UNI	47 55		
												126	H	Western Mich.	59 72		
												139	A	Southern Ill.	49 75		
												157	H	Loyola Chicago	54 67		
												188	A	Detroit	75 67		
												208	H	Ill.-Chicago	56 66		
												234	A	Bowling Green	53 66		
												243	A	Indiana St.	37 59		
												264	A	Northern Ill.	64 68		
												290	H	Wichita St.	50 44		
												310	A	Evansville	46 62		
												317	A	Illinois St.	49 54		
												331	H	Kent St.	68 60		
												338	A	Chicago St.	66 60		
LAST 12 Division I GAMES:																	
				114	H	UNI	47 55	310	A	Evansville	46 62						
				102	H	Drake	64 76	139	A	Southern Ill.	49 75						
				243	A	Indiana St.	37 59	157	H	Loyola Chicago	54 67						
				317	A	Illinois St.	49 54	85	A	Saint Louis	58 75						
				290	H	Wichita St.	50 44	264	A	Northern Ill.	64 68						
				98	H	Missouri St.	44 55	43	A	Iowa	53 60						

Non-Div I Games: Eureka 87 47

Bradley

■ Loss, 
 ■ Non-Conf, S Site, 
 ■ Home 
 ■ Away 
 N Neutral

Average RPI Win:	261	WON-LOST	WINNING	LAST 10	STRENGTH OF	OPP. STRENGTH	TEAM	ADJ.	CONF.	ADJ CONF.
Average RPI Loss:	144	RECORD	PCT. RANK	GAMES	SCHEDULE	OF SCHEDULE	RPI	RPI	RPI	RPI
DIV. I ONLY	10- 6	105	4- 5	307	213	161	161	10	10	
DIV. I NON-CONF.	10- 2	33	6- 1	336	323	146	146	11	11	
TOTALS	RPI 1-25	RPI 26-50	W-L RECORDS	RPI 51-100	RPI 101-150	RPI 150+				
10- 6	0- 0	0- 2	OVERALL	0- 2	0- 0	10- 2				
5- 1	0- 0	0- 0	HOME	0- 1	0- 0	5- 0				
5- 5	0- 0	0- 2	AWAY	0- 1	0- 0	5- 2				
0- 0	0- 0	0- 0	NEUTRAL	0- 0	0- 0	0- 0				
10- 2	0- 0	0- 0	NON-CONFERENCE	0- 0	0- 0	10- 2				
5- 0	0- 0	0- 0	HOME	0- 0	0- 0	5- 0				
5- 2	0- 0	0- 0	AWAY	0- 0	0- 0	5- 2				
0- 0	0- 0	0- 0	NEUTRAL	0- 0	0- 0	0- 0				
0- 4	0- 0	0- 2	CONFERENCE	0- 2	0- 0	0- 0				
0- 1	0- 0	0- 0	HOME	0- 1	0- 0	0- 0				
0- 3	0- 0	0- 2	AWAY	0- 1	0- 0	0- 0				
0- 0	0- 0	0- 0	NEUTRAL	0- 0	0- 0	0- 0				

RPI S	Opponent	Score	RPI S	Opponent	Score	RPI S	Opponent	Score	RPI S	Opponent	Score	Team's RPI: 161
44	A Penn	49 66	48	A Princeton	53 72	99	A Yale	54 81	196	H Rhode Island	67 63	
									206	A Bryant	84 67	
									215	H Binghamton	67 65	
									233	H Providence	57 47	
									240	H Morgan St.	72 45	
									246	A Manhattan	56 80	
									257	A Bethune-Cookman	68 61	
									277	H Vermont	71 54	
									314	A Fairleigh Dickinson	63 48	
									325	A Saint Peter's	67 79	
									331	A Kent St.	62 57	
									336	A NJIT	74 49	
LAST 12 Division I GAMES:												
44	A Penn	49 66	314	A Fairleigh Dickinson	63 48							
48	A Princeton	53 72	331	A Kent St.	62 57							
99	H Yale	39 48	206	A Bryant	84 67							
99	A Yale	54 81	215	H Binghamton	67 65							
336	A NJIT	74 49	196	H Rhode Island	67 63							
325	A Saint Peter's	67 79	246	A Manhattan	56 80							

Non-Div I Games: Mount Ida 114 28 Rhode Island Col. 90 35

Brown

Loss, Non-Conf, S Site, H Home A Away N Neutral

Average RPI Win:	295	WON-LOST	WINNING	LAST 10	STRENGTH OF	OPP. STRENGTH	TEAM	ADJ.	CONF.	ADJ CONF.
Average RPI Loss:	159	RECORD	PCT. RANK	GAMES	SCHEDULE	OF SCHEDULE	RPI	RPI	RPI	RPI
DIV. I ONLY	13- 8	106	10- 0	327	332	206	206	31	31	
DIV. I NON-CONF.	3- 8	258	1- 1	275	232	296	296	32	32	
TOTALS	RPI 1-25	RPI 26-50	W-L RECORDS	RPI 51-100	RPI 101-150	RPI 150+				
13- 8	0- 1	0- 0	OVERALL	0- 2	0- 0	13- 5				
6- 3	0- 0	0- 0	HOME	0- 0	0- 0	6- 3				
7- 5	0- 1	0- 0	AWAY	0- 2	0- 0	7- 2				
0- 0	0- 0	0- 0	NEUTRAL	0- 0	0- 0	0- 0				
3- 8	0- 1	0- 0	NON-CONFERENCE	0- 2	0- 0	3- 5				
2- 3	0- 0	0- 0	HOME	0- 0	0- 0	2- 3				
1- 5	0- 1	0- 0	AWAY	0- 2	0- 0	1- 2				
0- 0	0- 0	0- 0	NEUTRAL	0- 0	0- 0	0- 0				
10- 0	0- 0	0- 0	CONFERENCE	0- 0	0- 0	10- 0				
4- 0	0- 0	0- 0	HOME	0- 0	0- 0	4- 0				
6- 0	0- 0	0- 0	AWAY	0- 0	0- 0	6- 0				
0- 0	0- 0	0- 0	NEUTRAL	0- 0	0- 0	0- 0				

RPI S	Opponent	Score	RPI S	Opponent	Score	RPI S	Opponent	Score	RPI S	Opponent	Score	Team's RPI: 206
18	A Seton Hall	57 93				86	A Boston College	59 74	161	H Brown	67 84	
						94	A Maine	38 76	185	H Cornell	62 70	
									207	H Robert Morris	71 65	
									228	H Massachusetts	69 86	
									233	A Providence	78 88	
									258	A Sacred Heart	61 59	
									267	H New Hampshire	55 42	
									270	A Holy Cross	64 65	
									275	H Saint Francis (PA)	84 72	
									277	H Vermont	68 52	
									282	A Central Conn. St.	65 53	
									282	H Central Conn. St.	70 56	
									314	A Fairleigh Dickinson	70 41	
									323	A UMass Lowell	83 64	
									326	H LIU Brooklyn	63 55	
									337	A Wagner	82 71	
									339	A Mt. St. Mary's	70 59	
									346	A St. Francis Brooklyn	70 42	
LAST 12 Division I GAMES:												
282	A Central Conn. St.	65 53	339	A Mt. St. Mary's	70 59							
258	A Sacred Heart	61 59	337	A Wagner	82 71							
275	H Saint Francis (PA)	84 72	314	A Fairleigh Dickinson	70 41							
207	H Robert Morris	71 65	282	H Central Conn. St.	70 56							
346	A St. Francis Brooklyn	70 42	86	A Boston College	59 74							
326	H LIU Brooklyn	63 55	267	H New Hampshire	55 42							

Non-Div I Games:

Bryant

■ Loss, 
 ■ Non-Conf, 
 S Site, 
 ■ Home 
 ■ Away 
 N Neutral



## Bucknell

Through Games Of Feb. 3, 2016

Average RPI Win:	256	WON-LOST	WINNING	LAST 10	STRENGTH OF	OPP. STRENGTH	TEAM	ADJ.	CONF.	ADJ CONF.
Average RPI Loss:	136	RECORD	PCT. RANK	GAMES	SCHEDULE	OF SCHEDULE	RPI	RPI	RPI	RPI
DIV. I ONLY	15- 6	62	9- 1	211	297	103	103	28	28	
DIV. I NON-CONF.	6- 5	146	1- 1	238	277	174	174	29	29	
TOTALS	RPI 1-25	RPI 26-50	W-L RECORDS	RPI 51-100	RPI 101-150	RPI 150+				
15- 6	0- 1	0- 0	OVERALL	1- 1	0- 1	14- 3				
9- 1	0- 0	0- 0	HOME	1- 0	0- 1	8- 0				
6- 5	0- 1	0- 0	AWAY	0- 1	0- 0	6- 3				
0- 0	0- 0	0- 0	NEUTRAL	0- 0	0- 0	0- 0				
6- 5	0- 1	0- 0	NON-CONFERENCE	0- 0	0- 1	6- 3				
4- 1	0- 0	0- 0	HOME	0- 0	0- 1	4- 0				
2- 4	0- 1	0- 0	AWAY	0- 0	0- 0	2- 3				
0- 0	0- 0	0- 0	NEUTRAL	0- 0	0- 0	0- 0				
9- 1	0- 0	0- 0	CONFERENCE	1- 1	0- 0	8- 0				
5- 0	0- 0	0- 0	HOME	1- 0	0- 0	4- 0				
4- 1	0- 0	0- 0	AWAY	0- 1	0- 0	4- 0				
0- 0	0- 0	0- 0	NEUTRAL	0- 0	0- 0	0- 0				

RPI 1-25				RPI 26-50				RPI 51-100				RPI 101+				Team's RPI: 103	
RPI	S	Opponent	Score	RPI	S	Opponent	Score	RPI	S	Opponent	Score	RPI	S	Opponent	Score		
1	A	Notre Dame	54 85					75	A	Army West Point	63 68	110	H	Youngstown St.	47 55		
								75	H	Army West Point	79 69	184	A	UMBC	52 65		
												195	H	Delaware	80 51		
												204	A	Canisius	56 61		
												214	H	Lehigh	80 77		
												215	H	Binghamton	76 46		
												240	A	Morgan St.	50 64		
												246	A	Manhattan	61 56		
												249	A	Navy	51 41		
												253	A	American	66 60		
												253	H	American	60 54		
												263	H	Loyola Maryland	71 64		
												270	A	Holy Cross	58 51		
												300	A	Colgate	71 51		
												301	A	Cleveland St.	59 57		
												314	H	Fairleigh Dickinson	72 62		
												339	H	Mt. St. Mary's	71 45		
												347	H	Boston U.	74 56		
LAST 12 Division I GAMES:																	
253	H	American	60 54	270	A	Holy Cross	58 51										
75	A	Army West Point	63 68	253	A	American	66 60										
347	H	Boston U.	74 56	75	H	Army West Point	79 69										
263	H	Loyola Maryland	71 64	249	A	Navy	51 41										
300	A	Colgate	71 51	240	A	Morgan St.	50 64										
214	H	Lehigh	80 77	195	H	Delaware	80 51										

Non-Div I Games:

Bucknell

■ Loss, 
 ■ Non-Conf, S Site, 
 ■ Home 
 ■ Away 
 N Neutral

Average RPI Win: <b>221</b>	WON-LOST	WINNING	LAST 10	STRENGTH OF	OPP. STRENGTH	TEAM	ADJ.	CONF.	ADJ CONF.
Average RPI Loss: <b>115</b>	RECORD	PCT. RANK	GAMES	SCHEDULE	OF SCHEDULE	RPI	RPI	RPI	RPI
DIV. I ONLY	<b>11- 9</b>	<b>145</b>	<b>4- 6</b>	<b>140</b>	<b>181</b>	<b>129</b>	<b>129</b>	<b>12</b>	<b>12</b>
DIV. I NON-CONF.	<b>8- 3</b>	<b>77</b>	<b>2- 1</b>	<b>195</b>	<b>247</b>	<b>94</b>	<b>94</b>	<b>13</b>	<b>13</b>
TOTALS	RPI 1-25	RPI 26-50	W-L RECORDS	RPI 51-100	RPI 101-150	RPI 150+			
11- 9	0- 0	1- 2	OVERALL	1- 2	0- 3	9- 2			
5- 3	0- 0	1- 1	HOME	1- 0	0- 2	3- 0			
5- 6	0- 0	0- 1	AWAY	0- 2	0- 1	5- 2			
1- 0	0- 0	0- 0	NEUTRAL	0- 0	0- 0	1- 0			
8- 3	0- 0	0- 2	NON-CONFERENCE	0- 1	0- 0	8- 0			
3- 1	0- 0	0- 1	HOME	0- 0	0- 0	3- 0			
4- 2	0- 0	0- 1	AWAY	0- 1	0- 0	4- 0			
1- 0	0- 0	0- 0	NEUTRAL	0- 0	0- 0	1- 0			
3- 6	0- 0	1- 0	CONFERENCE	1- 1	0- 3	1- 2			
2- 2	0- 0	1- 0	HOME	1- 0	0- 2	0- 0			
1- 4	0- 0	0- 0	AWAY	0- 1	0- 1	1- 2			
0- 0	0- 0	0- 0	NEUTRAL	0- 0	0- 0	0- 0			

RPI S	Opponent	Score	RPI S	Opponent	Score	RPI S	Opponent	Score	RPI S	Opponent	Score	Team's RPI: 129
			26	H Duquesne	62 79	57	A Ball St.	63 68	105	H Akron	61 69	
			32	H Ohio	51 43	66	A Hofstra	36 79	119	A Eastern Mich.	56 67	
			33	A St. Bonaventure	32 59	80	H Central Mich.	67 61	126	H Western Mich.	78 92	
									185	H Cornell	59 41	
									204	H Canisius	54 40	
									228	A Massachusetts	56 48	
									242	A Miami (OH)	58 69	
									247	N Clemson	61 51	
									252	A UCF	66 60	
									258	A Sacred Heart	66 53	
									264	A Northern Ill.	74 76	
									286	A Niagara	57 48	
									326	H LIU Brooklyn	55 38	
									331	A Kent St.	77 66	
LAST 12 Division I GAMES:												
			32	H Ohio	51 43	331	A Kent St.	77 66				
			264	A Northern Ill.	74 76	80	H Central Mich.	67 61				
			242	A Miami (OH)	58 69	119	A Eastern Mich.	56 67				
			126	H Western Mich.	78 92	258	A Sacred Heart	66 53				
			105	H Akron	61 69	286	A Niagara	57 48				
			57	A Ball St.	63 68	33	A St. Bonaventure	32 59				

Non-Div I Games:

Buffalo

■ Loss, 
■ Non-Conf, 
■ S Site, 
■ H Home 
■ A Away 
N Neutral

Average RPI Win:	179	WON-LOST	WINNING	LAST 10	STRENGTH OF	OPP. STRENGTH	TEAM	ADJ.	CONF.	ADJ CONF.
Average RPI Loss:	82	RECORD	PCT. RANK	GAMES	SCHEDULE	OF SCHEDULE	RPI	RPI	RPI	RPI
DIV. I ONLY	7- 14	257	2- 8	74	40	173	173	6	6	
DIV. I NON-CONF.	5- 6	180	1- 1	119	24	136	136	6	6	
TOTALS	RPI 1-25	RPI 26-50	W-L RECORDS	RPI 51-100	RPI 101-150	RPI 150+				
7- 14	0- 2	0- 3	OVERALL	2- 4	1- 4	4- 1				
4- 5	0- 1	0- 1	HOME	2- 2	1- 1	1- 0				
2- 9	0- 1	0- 2	AWAY	0- 2	0- 3	2- 1				
1- 0	0- 0	0- 0	NEUTRAL	0- 0	0- 0	1- 0				
5- 6	0- 1	0- 1	NON-CONFERENCE	1- 2	1- 1	3- 1				
3- 1	0- 1	0- 0	HOME	1- 0	1- 0	1- 0				
1- 5	0- 0	0- 1	AWAY	0- 2	0- 1	1- 1				
1- 0	0- 0	0- 0	NEUTRAL	0- 0	0- 0	1- 0				
2- 8	0- 1	0- 2	CONFERENCE	1- 2	0- 3	1- 0				
1- 4	0- 0	0- 1	HOME	1- 2	0- 1	0- 0				
1- 4	0- 1	0- 1	AWAY	0- 0	0- 2	1- 0				
0- 0	0- 0	0- 0	NEUTRAL	0- 0	0- 0	0- 0				

RPI 1-25				RPI 26-50				RPI 51-100				RPI 101+ Team's RPI: 173			
RPI	S	Opponent	Score	RPI	S	Opponent	Score	RPI	S	Opponent	Score	RPI	S	Opponent	Score
18	A	Seton Hall	77 98	29	H	DePaul	54 61	57	A	Ball St.	50 58	107	A	Wright St.	53 66
23	H	Green Bay	46 55	41	A	South Fla.	77 87	58	A	Chattanooga	49 60	125	A	Creighton	49 77
				42	A	St. John's (NY)	41 68	60	H	Villanova	45 57	134	H	Arkansas	63 57
								77	H	Marquette	64 80	137	A	Xavier	47 55
								93	H	TCU	65 53	137	H	Xavier	63 73
								100	H	Georgetown	82 76	197	H	Valparaiso	72 53
												233	A	Providence	77 67
												243	A	Indiana St.	63 70
												247	N	Clemson	54 50
												252	A	UCF	71 63
LAST 12 Division I GAMES:															
137	A	Xavier	47 55	233	A	Providence	77 67								
18	A	Seton Hall	77 98	137	H	Xavier	63 73								
42	A	St. John's (NY)	41 68	100	H	Georgetown	82 76								
77	H	Marquette	64 80	60	H	Villanova	45 57								
29	H	DePaul	54 61	243	A	Indiana St.	63 70								
125	A	Creighton	49 77	134	H	Arkansas	63 57								

Non-Div I Games:

Butler

■ Loss, 
■ Non-Conf, 
■ S Site, 
■ H Home 
■ A Away 
N Neutral

CSU Bakersfield

Through Games Of Feb. 3, 2016

Average RPI Win:	250	WON-LOST	WINNING	LAST 10	STRENGTH OF	OPP. STRENGTH	TEAM	ADJ.	CONF.	ADJ CONF.
Average RPI Loss:	127	RECORD	PCT. RANK	GAMES	SCHEDULE	OF SCHEDULE	RPI	RPI	RPI	RPI
DIV. I ONLY	6- 16	283	4- 6	139	127	266	266	25	25	
DIV. I NON-CONF.	3- 12	290	2- 3	86	35	244	244	25	25	
TOTALS	RPI 1-25	RPI 26-50	W-L RECORDS	RPI 51-100	RPI 101-150	RPI 150+				
6- 16	0- 5	0- 0	OVERALL	0- 1	0- 3	6- 7				
6- 5	0- 0	0- 0	HOME	0- 0	0- 1	6- 4				
0- 9	0- 3	0- 0	AWAY	0- 1	0- 2	0- 3				
0- 2	0- 2	0- 0	NEUTRAL	0- 0	0- 0	0- 0				
3- 12	0- 5	0- 0	NON-CONFERENCE	0- 1	0- 2	3- 4				
3- 3	0- 0	0- 0	HOME	0- 0	0- 1	3- 2				
0- 7	0- 3	0- 0	AWAY	0- 1	0- 1	0- 2				
0- 2	0- 2	0- 0	NEUTRAL	0- 0	0- 0	0- 0				
3- 4	0- 0	0- 0	CONFERENCE	0- 0	0- 1	3- 3				
3- 2	0- 0	0- 0	HOME	0- 0	0- 0	3- 2				
0- 2	0- 0	0- 0	AWAY	0- 0	0- 1	0- 1				
0- 0	0- 0	0- 0	NEUTRAL	0- 0	0- 0	0- 0				

RPI 1-25				RPI 26-50				RPI 51-100				RPI 101+ Team's RPI: 266			
RPI	S	Opponent	Score	RPI	S	Opponent	Score	RPI	S	Opponent	Score	RPI	S	Opponent	Score
2	N	South Carolina	71 90					64	A	UC Riverside	61 81	101	A	New Mexico St.	63 86
6	A	Stanford	41 83									138	H	Pacific	74 80
7	A	Oregon St.	51 75									140	A	Fresno St.	52 57
8	A	UCLA	68 82									167	A	Hawaii	60 74
10	N	Arizona St.	47 60									167	H	Hawaii	55 65
												176	H	Cal Poly	57 52
												193	A	UTRGV	46 60
												218	H	San Jose St.	90 88
												221	H	Seattle	76 68
												224	H	Utah Valley	61 54
												230	H	Grand Canyon	51 61
												248	H	Pepperdine	73 76
												259	A	UC Santa Barbara	60 61
												295	H	UMKC	40 56
												320	H	UC Irvine	65 39
												338	H	Chicago St.	76 43
LAST 12 Division I GAMES:															
224	H	Utah Valley	61 54	338	H	Chicago St.	76 43								
230	H	Grand Canyon	51 61	320	H	UC Irvine	65 39								
101	A	New Mexico St.	63 86	167	H	Hawaii	55 65								
193	A	UTRGV	46 60	6	A	Stanford	41 83								
221	H	Seattle	76 68	176	H	Cal Poly	57 52								
295	H	UMKC	40 56	7	A	Oregon St.	51 75								

Non-Div I Games:

CSU Bakersfield

Loss, Non-Conf, S Site, H Home A Away N Neutral

Average RPI Win:	247	WON-LOST	WINNING	LAST 10	STRENGTH OF	OPP. STRENGTH	TEAM	ADJ.	CONF.	ADJ CONF.
Average RPI Loss:	159	RECORD	PCT. RANK	GAMES	SCHEDULE	OF SCHEDULE	RPI	RPI	RPI	RPI
DIV. I ONLY	5- 16	293	3- 7	260	122	284	284	22	22	
DIV. I NON-CONF.	2- 12	311	1- 4	223	39	287	287	22	22	
TOTALS	RPI 1-25	RPI 26-50	W-L RECORDS	RPI 51-100	RPI 101-150	RPI 150+				
5- 16	0- 1	0- 1	OVERALL	0- 4	1- 1	4- 9				
3- 6	0- 0	0- 1	HOME	0- 1	1- 0	2- 4				
2- 10	0- 1	0- 0	AWAY	0- 3	0- 1	2- 5				
0- 0	0- 0	0- 0	NEUTRAL	0- 0	0- 0	0- 0				
2- 12	0- 1	0- 1	NON-CONFERENCE	0- 4	1- 1	1- 5				
1- 4	0- 0	0- 1	HOME	0- 1	1- 0	0- 2				
1- 8	0- 1	0- 0	AWAY	0- 3	0- 1	1- 3				
0- 0	0- 0	0- 0	NEUTRAL	0- 0	0- 0	0- 0				
3- 4	0- 0	0- 0	CONFERENCE	0- 0	0- 0	3- 4				
2- 2	0- 0	0- 0	HOME	0- 0	0- 0	2- 2				
1- 2	0- 0	0- 0	AWAY	0- 0	0- 0	1- 2				
0- 0	0- 0	0- 0	NEUTRAL	0- 0	0- 0	0- 0				

RPI 1-25				RPI 26-50				RPI 51-100				RPI 101+ Team's RPI: 284			
RPI	S	Opponent	Score	RPI	S	Opponent	Score	RPI	S	Opponent	Score	RPI	S	Opponent	Score
10	A	Arizona St.	46 69	35	H	Georgia	58 83	53	H	St. Mary's (CA)	59 93	117	A	Idaho	50 106
								63	A	California	44 106	136	H	Penn St.	81 73
								68	A	Utah	56 97	167	A	Hawaii	50 77
								69	A	San Diego	64 86	167	H	Hawaii	63 60
												176	A	Cal Poly	62 66
												180	A	Eastern Wash.	59 70
												201	H	UC Davis	52 75
												221	H	Seattle	56 62
												259	H	UC Santa Barbara	49 65
												269	A	Portland	68 62
												274	H	San Diego St.	65 67
												320	A	UC Irvine	83 64
												322	A	Portland St.	77 83
												335	A	Southern Utah	65 67
												341	H	Cal St. Fullerton	79 52
LAST 12 Division I GAMES:															
341	H	Cal St. Fullerton	79 52	201	H	UC Davis	52 75								
320	A	UC Irvine	83 64	221	H	Seattle	56 62								
167	H	Hawaii	63 60	63	A	California	44 106								
176	A	Cal Poly	62 66	10	A	Arizona St.	46 69								
259	H	UC Santa Barbara	49 65	322	A	Portland St.	77 83								
167	A	Hawaii	50 77	269	A	Portland	68 62								

Non-Div I Games:

CSUN

■ Loss, 
■ Non-Conf, 
■ S Site, 
■ H Home 
■ A Away 
N Neutral

Average RPI Win:	239	WON-LOST	WINNING	LAST 10	STRENGTH OF	OPP. STRENGTH	TEAM	ADJ.	CONF.	ADJ CONF.
Average RPI Loss:	131	RECORD	PCT. RANK	GAMES	SCHEDULE	OF SCHEDULE	RPI	RPI	RPI	RPI
DIV. I ONLY	10- 10	165	4- 6	194	205	176	176	22	22	
DIV. I NON-CONF.	7- 6	156	2- 3	132	147	125	125	22	22	
TOTALS	RPI 1-25	RPI 26-50	W-L RECORDS	RPI 51-100	RPI 101-150	RPI 150+				
10- 10	0- 1	0- 0	OVERALL	0- 4	2- 1	8- 4				
6- 2	0- 0	0- 0	HOME	0- 1	1- 0	5- 1				
4- 7	0- 1	0- 0	AWAY	0- 3	1- 1	3- 2				
0- 1	0- 0	0- 0	NEUTRAL	0- 0	0- 0	0- 1				
7- 6	0- 1	0- 0	NON-CONFERENCE	0- 3	2- 0	5- 2				
4- 1	0- 0	0- 0	HOME	0- 1	1- 0	3- 0				
3- 4	0- 1	0- 0	AWAY	0- 2	1- 0	2- 1				
0- 1	0- 0	0- 0	NEUTRAL	0- 0	0- 0	0- 1				
3- 4	0- 0	0- 0	CONFERENCE	0- 1	0- 1	3- 2				
2- 1	0- 0	0- 0	HOME	0- 0	0- 0	2- 1				
1- 3	0- 0	0- 0	AWAY	0- 1	0- 1	1- 1				
0- 0	0- 0	0- 0	NEUTRAL	0- 0	0- 0	0- 0				

RPI 1-25				RPI 26-50				RPI 51-100				RPI 101+ Team's RPI: 176			
RPI	S	Opponent	Score	RPI	S	Opponent	Score	RPI	S	Opponent	Score	RPI	S	Opponent	Score
7	A	Oregon St.	43 80					53	A	St. Mary's (CA)	83 87	115	A	San Francisco	62 61
								63	A	California	57 82	133	A	Long Beach St.	53 65
								64	A	UC Riverside	83 93	140	H	Fresno St.	64 60
								72	H	Santa Clara	63 69	155	H	Montana St.	66 57
												193	N	UTRGV	58 66
												201	H	UC Davis	57 75
												205	H	Sacramento St.	97 72
												244	H	Loyola Marymount	70 58
												248	A	Pepperdine	61 47
												259	A	UC Santa Barbara	67 78
												266	A	CSU Bakersfield	52 57
												284	H	CSUN	66 62
												320	A	UC Irvine	72 54
												333	A	A&M-Corpus Christi	56 45
												341	H	Cal St. Fullerton	51 46
LAST 12 Division I GAMES:															
133	A	Long Beach St.	53 65	259	A	UC Santa Barbara	67 78								
64	A	UC Riverside	83 93	205	H	Sacramento St.	97 72								
201	H	UC Davis	57 75	7	A	Oregon St.	43 80								
284	H	CSUN	66 62	266	A	CSU Bakersfield	52 57								
341	H	Cal St. Fullerton	51 46	53	A	St. Mary's (CA)	83 87								
320	A	UC Irvine	72 54	244	H	Loyola Marymount	70 58								

Non-Div I Games:

Cal Poly

■ Loss, 
 ■ Non-Conf, S Site, 
 ■ Home 
 ■ Away 
 N Neutral

Average RPI Win:	283	WON-LOST	WINNING	LAST 10	STRENGTH OF	OPP. STRENGTH	TEAM	ADJ.	CONF.	ADJ CONF.
Average RPI Loss:	211	RECORD	PCT. RANK	GAMES	SCHEDULE	OF SCHEDULE	RPI	RPI	RPI	RPI
DIV. I ONLY	2- 20	342	0- 10	275	319	341	341	22	22	
DIV. I NON-CONF.	2- 12	311	0- 4	262	335	329	329	22	22	
TOTALS	RPI 1-25	RPI 26-50	W-L RECORDS	RPI 51-100	RPI 101-150	RPI 150+				
2- 20	0- 0	0- 0	OVERALL	0- 1	0- 3	2- 16				
1- 8	0- 0	0- 0	HOME	0- 1	0- 1	1- 6				
1- 11	0- 0	0- 0	AWAY	0- 0	0- 2	1- 9				
0- 1	0- 0	0- 0	NEUTRAL	0- 0	0- 0	0- 1				
2- 12	0- 0	0- 0	NON-CONFERENCE	0- 1	0- 1	2- 10				
1- 5	0- 0	0- 0	HOME	0- 1	0- 0	1- 4				
1- 6	0- 0	0- 0	AWAY	0- 0	0- 1	1- 5				
0- 1	0- 0	0- 0	NEUTRAL	0- 0	0- 0	0- 1				
0- 8	0- 0	0- 0	CONFERENCE	0- 0	0- 2	0- 6				
0- 3	0- 0	0- 0	HOME	0- 0	0- 1	0- 2				
0- 5	0- 0	0- 0	AWAY	0- 0	0- 1	0- 4				
0- 0	0- 0	0- 0	NEUTRAL	0- 0	0- 0	0- 0				

RPI 1-25			RPI 26-50			RPI 51-100				RPI 101+		Team's RPI: 341				
RPI	S	Opponent	Score	RPI	S	Opponent	Score	RPI	S	Opponent	Score	RPI	S	Opponent	Score	
								69	H	San Diego	44	53				
												133	A	Long Beach St.	57	62
												133	H	Long Beach St.	61	82
												147	A	SMU	53	74
												155	A	Montana St.	66	89
												167	A	Hawaii	53	62
												176	A	Cal Poly	46	51
												180	H	Eastern Wash.	57	68
												181	H	Weber St.	40	60
												185	H	Cornell	47	59
												220	A	Montana	51	86
												244	A	Loyola Marymount	75	73
												245	H	Wyoming	56	61
												248	A	Pepperdine	75	81
												259	A	UC Santa Barbara	49	79
												259	H	UC Santa Barbara	47	65
												264	N	Northern Ill.	49	72
												274	A	San Diego St.	43	54
												284	A	CSUN	52	79
												320	H	UC Irvine	58	62
												322	H	Portland St.	84	69
												329	A	North Dakota St.	64	79
LAST 12 Division I GAMES:																
259	A	UC Santa Barbara	49	79	259	H	UC Santa Barbara	47	65							
284	A	CSUN	52	79	133	H	Long Beach St.	61	82							
167	A	Hawaii	53	62	329	A	North Dakota St.	64	79							
320	H	UC Irvine	58	62	185	H	Cornell	47	59							
133	A	Long Beach St.	57	62	274	A	San Diego St.	43	54							
176	A	Cal Poly	46	51	180	H	Eastern Wash.	57	68							

Non-Div I Games:

Cal St. Fullerton

■ Loss, 
■ Non-Conf, 
■ S Site, 
■ H Home 
■ A Away 
N Neutral

## California

Through Games Of Feb. 3, 2016

Average RPI Win:	126	WON-LOST	WINNING	LAST 10	STRENGTH OF	OPP. STRENGTH	TEAM	ADJ.	CONF.	ADJ CONF.
Average RPI Loss:	36	RECORD	PCT. RANK	GAMES	SCHEDULE	OF SCHEDULE	RPI	RPI	RPI	RPI
DIV. I ONLY	11- 11	165	2- 8	11	5	63	63	1	1	
DIV. I NON-CONF.	8- 2	51	1- 0	51	49	36	36	1	1	
TOTALS	RPI 1-25	RPI 26-50	W-L RECORDS	RPI 51-100	RPI 101-150	RPI 150+				
11- 11	2- 6	0- 1	OVERALL	3- 4	1- 0	5- 0				
8- 3	1- 1	0- 0	HOME	3- 2	0- 0	4- 0				
2- 7	1- 1	0- 0	AWAY	0- 0	0- 0	1- 0				
1- 1	0- 1	0- 0	NEUTRAL	0- 0	1- 0	0- 0				
8- 2	1- 1	0- 0	NON-CONFERENCE	2- 1	1- 0	4- 0				
5- 1	0- 0	0- 0	HOME	2- 1	0- 0	3- 0				
2- 0	1- 0	0- 0	AWAY	0- 0	0- 0	1- 0				
1- 1	0- 1	0- 0	NEUTRAL	0- 0	1- 0	0- 0				
3- 9	1- 5	0- 1	CONFERENCE	1- 3	0- 0	1- 0				
3- 2	1- 1	0- 0	HOME	1- 1	0- 0	1- 0				
0- 7	0- 4	0- 1	AWAY	0- 2	0- 0	0- 0				
0- 0	0- 0	0- 0	NEUTRAL	0- 0	0- 0	0- 0				

RPI	S	Opponent	Score	RPI	S	Opponent	Score	RPI	S	Opponent	Score	RPI	S	Opponent	Score
6	A	Stanford	46 53	28	A	Southern California	47 61	53	H	St. Mary's (CA)	63 64	104	N	Liberty	77 72
7	A	Oregon St.	48 70					56	H	Washington St.	74 71	158	H	Colorado	64 35
8	A	UCLA	56 75					62	H	Nebraska	87 80	176	H	Cal Poly	82 57
8	H	UCLA	108 104					64	H	UC Riverside	64 58	205	H	Sacramento St.	117 99
10	A	Arizona St.	49 57					68	H	Utah	79 84	255	A	Austin Peay	67 58
13	A	Louisville	75 71					81	A	Oregon	59 69	284	H	CSUN	106 44
16	N	Texas A&M	58 75					95	A	Arizona	52 57				
19	H	Washington	65 75												
LAST 12 Division I GAMES:															
6	A	Stanford	46 53	7	A	Oregon St.	48 70								
19	H	Washington	65 75	68	H	Utah	79 84								
56	H	Washington St.	74 71	158	H	Colorado	64 35								
28	A	Southern California	47 61	95	A	Arizona	52 57								
8	A	UCLA	56 75	10	A	Arizona St.	49 57								
81	A	Oregon	59 69	284	H	CSUN	106 44								

Non-Div I Games:

California

■ Loss, 
 ■ Non-Conf, 
 ■ S Site, 
 ■ Home 
 ■ A Away 
 N Neutral



Average RPI Win:	312	WON-LOST	WINNING	LAST 10	STRENGTH OF	OPP. STRENGTH	TEAM	ADJ.	CONF.	ADJ CONF.
Average RPI Loss:	192	RECORD	PCT. RANK	GAMES	SCHEDULE	OF SCHEDULE	RPI	RPI	RPI	RPI
DIV. I ONLY	8- 12	232	2- 8	316	341	281	281	26	26	
DIV. I NON-CONF.	5- 3	118	1- 0	303	347	198	198	28	28	
TOTALS	RPI 1-25	RPI 26-50	W-L RECORDS	RPI 51-100	RPI 101-150	RPI 150+				
8- 12	0- 0	0- 0	OVERALL	0- 1	0- 3	8- 8				
4- 5	0- 0	0- 0	HOME	0- 0	0- 2	4- 3				
4- 6	0- 0	0- 0	AWAY	0- 1	0- 0	4- 5				
0- 1	0- 0	0- 0	NEUTRAL	0- 0	0- 1	0- 0				
5- 3	0- 0	0- 0	NON-CONFERENCE	0- 1	0- 1	5- 1				
3- 0	0- 0	0- 0	HOME	0- 0	0- 0	3- 0				
2- 2	0- 0	0- 0	AWAY	0- 1	0- 0	2- 1				
0- 1	0- 0	0- 0	NEUTRAL	0- 0	0- 1	0- 0				
3- 9	0- 0	0- 0	CONFERENCE	0- 0	0- 2	3- 7				
1- 5	0- 0	0- 0	HOME	0- 0	0- 2	1- 3				
2- 4	0- 0	0- 0	AWAY	0- 0	0- 0	2- 4				
0- 0	0- 0	0- 0	NEUTRAL	0- 0	0- 0	0- 0				

RPI S	Opponent	Score	RPI S	Opponent	Score	RPI S	Opponent	Score	RPI S	Opponent	Score	Team's RPI: 281
						96 A	VCU	34 57	104 H	Liberty	52 62	
									116 N	Central Ark.	34 57	
									141 H	UNC Asheville	58 72	
									151 A	ETSU	55 70	
									203 H	Presbyterian	45 69	
									212 A	Gardner-Webb	56 68	
									212 H	Gardner-Webb	35 70	
									229 A	Radford	59 62	
									239 H	High Point	55 69	
									276 H	N.C. A&T	56 55	
									291 A	Charleston So.	57 65	
									302 H	Western Caro.	73 66	
									304 A	Longwood	73 56	
									308 A	North Florida	66 55	
									311 A	Coastal Caro.	83 70	
									311 H	Coastal Caro.	73 52	
									313 A	Winthrop	49 50	
									339 H	Mt. St. Mary's	62 53	
									348 A	N.C. Central	57 48	
LAST 12 Division I GAMES:												
212 A	Gardner-Webb	56 68	229 A	Radford	59 62							
311 H	Coastal Caro.	73 52	304 A	Longwood	73 56							
291 A	Charleston So.	57 65	212 H	Gardner-Webb	35 70							
313 A	Winthrop	49 50	141 H	UNC Asheville	58 72							
203 H	Presbyterian	45 69	104 H	Liberty	52 62							
239 H	High Point	55 69	308 A	North Florida	66 55							

Non-Div I Games: UNC Pembroke

62 67

Campbell

Average RPI Win: <b>257</b>	WON-LOST	WINNING	LAST 10	STRENGTH OF	OPP. STRENGTH	TEAM	ADJ.	CONF.	ADJ CONF.
Average RPI Loss: <b>137</b>	RECORD	PCT. RANK	GAMES	SCHEDULE	OF SCHEDULE	RPI	RPI	RPI	RPI
DIV. I ONLY	<b>9- 12</b>	<b>212</b>	<b>2- 8</b>	<b>174</b>	<b>244</b>	<b>204</b>	<b>204</b>	<b>23</b>	<b>23</b>
DIV. I NON-CONF.	<b>5- 4</b>	<b>138</b>	<b>1- 1</b>	<b>74</b>	<b>176</b>	<b>99</b>	<b>99</b>	<b>24</b>	<b>24</b>
TOTALS	RPI 1-25	RPI 26-50	W-L RECORDS	RPI 51-100	RPI 101-150	RPI 150+			
9- 12	0- 1	0- 1	OVERALL	0- 0	1- 6	8- 4			
4- 5	0- 0	0- 1	HOME	0- 0	1- 2	3- 2			
5- 7	0- 1	0- 0	AWAY	0- 0	0- 4	5- 2			
0- 0	0- 0	0- 0	NEUTRAL	0- 0	0- 0	0- 0			
5- 4	0- 1	0- 1	NON-CONFERENCE	0- 0	1- 2	4- 0			
3- 1	0- 0	0- 1	HOME	0- 0	1- 0	2- 0			
2- 3	0- 1	0- 0	AWAY	0- 0	0- 2	2- 0			
0- 0	0- 0	0- 0	NEUTRAL	0- 0	0- 0	0- 0			
4- 8	0- 0	0- 0	CONFERENCE	0- 0	0- 4	4- 4			
1- 4	0- 0	0- 0	HOME	0- 0	0- 2	1- 2			
3- 4	0- 0	0- 0	AWAY	0- 0	0- 2	3- 2			
0- 0	0- 0	0- 0	NEUTRAL	0- 0	0- 0	0- 0			

RPI 1-25				RPI 26-50				RPI 51-100				RPI 101+ Team's RPI: 204			
RPI	S	Opponent	Score	RPI	S	Opponent	Score	RPI	S	Opponent	Score	RPI	S	Opponent	Score
9	A	Texas	62 <b>92</b>	33	H	St. Bonaventure	47 <b>59</b>					103	H	Bucknell	61 56
												110	A	Youngstown St.	51 <b>53</b>
												118	A	Iona	56 <b>79</b>
												118	H	Iona	76 <b>79</b>
												129	A	Buffalo	40 <b>54</b>
												130	A	Quinnipiac	54 <b>63</b>
												130	H	Quinnipiac	68 <b>80</b>
												200	A	Northeastern	68 57
												210	A	Siena	57 <b>61</b>
												210	H	Siena	52 <b>58</b>
												215	H	Binghamton	80 50
												223	A	Fairfield	48 <b>52</b>
												223	H	Fairfield	50 <b>51</b>
												275	H	Saint Francis (PA)	77 52
												286	A	Niagara	68 66
												287	A	Lamar	57 55
												298	A	Rider	73 64
												325	A	Saint Peter's	60 53
												325	H	Saint Peter's	54 42
LAST 12 Division I GAMES:															
118	H	Iona	76 <b>79</b>	118	A	Iona	56 <b>79</b>								
286	A	Niagara	68 66	130	A	Quinnipiac	54 <b>63</b>								
223	A	Fairfield	48 <b>52</b>	210	H	Siena	52 <b>58</b>								
210	A	Siena	57 <b>61</b>	223	H	Fairfield	50 <b>51</b>								
130	H	Quinnipiac	68 <b>80</b>	33	H	St. Bonaventure	47 <b>59</b>								
325	H	Saint Peter's	54 42	200	A	Northeastern	68 57								

Non-Div I Games:

Canisius

■ Loss, 
 ■ Non-Conf, 
 S Site, 
 ■ Home 
 ■ Away 
 N Neutral

## Central Ark.

Through Games Of Feb. 3, 2016

Average RPI Win:	280	WON-LOST	WINNING	LAST 10	STRENGTH OF	OPP. STRENGTH	TEAM	ADJ.	CONF.	ADJ CONF.
Average RPI Loss:	29	RECORD	PCT. RANK	GAMES	SCHEDULE	OF SCHEDULE	RPI	RPI	RPI	RPI
DIV. I ONLY	14- 2	12	8- 1	333	286	116	116	27	27	
DIV. I NON-CONF.	6- 1	27	2- 0	323	285	118	118	26	26	
TOTALS	RPI 1-25	RPI 26-50	W-L RECORDS	RPI 51-100	RPI 101-150	RPI 150+				
14- 2	0- 1	0- 1	OVERALL	0- 0	0- 0	14- 0				
5- 1	0- 0	0- 1	HOME	0- 0	0- 0	5- 0				
7- 1	0- 0	0- 0	AWAY	0- 0	0- 0	7- 0				
2- 0	0- 0	0- 0	NEUTRAL	0- 0	0- 0	2- 0				
6- 1	0- 1	0- 0	NON-CONFERENCE	0- 0	0- 0	6- 0				
2- 0	0- 0	0- 0	HOME	0- 0	0- 0	2- 0				
2- 1	0- 1	0- 0	AWAY	0- 0	0- 0	2- 0				
2- 0	0- 0	0- 0	NEUTRAL	0- 0	0- 0	2- 0				
8- 1	0- 0	0- 1	CONFERENCE	0- 0	0- 0	8- 0				
3- 1	0- 0	0- 1	HOME	0- 0	0- 0	3- 0				
5- 0	0- 0	0- 0	AWAY	0- 0	0- 0	5- 0				
0- 0	0- 0	0- 0	NEUTRAL	0- 0	0- 0	0- 0				

RPI 1-25				RPI 26-50				RPI 51-100				RPI 101+ Team's RPI: 116			
RPI	S	Opponent	Score	RPI	S	Opponent	Score	RPI	S	Opponent	Score	RPI	S	Opponent	Score
12	A	Tennessee	47 102	45	H	Abilene Christian	49 61					162	A	Northwestern St.	74 49
												179	A	Southeast Mo. St.	63 54
												225	H	Houston Baptist	45 44
												262	A	Stephen F. Austin	55 53
												281	N	Campbell	57 34
												287	H	Lamar	74 49
												292	A	Murray St.	61 51
												292	H	Murray St.	50 40
												307	N	South Carolina St.	51 38
												315	H	Southeastern La.	80 58
												319	A	Nicholls St.	71 65
												328	H	Alcorn	58 35
												333	A	A&M-Corpus Christi	66 55
												340	A	New Orleans	59 44
LAST 12 Division I GAMES:															
315	H	Southeastern La.	80 58	262	A	Stephen F. Austin	55 53								
162	A	Northwestern St.	74 49	333	A	A&M-Corpus Christi	66 55								
319	A	Nicholls St.	71 65	45	H	Abilene Christian	49 61								
340	A	New Orleans	59 44	307	N	South Carolina St.	51 38								
225	H	Houston Baptist	45 44	281	N	Campbell	57 34								
287	H	Lamar	74 49	179	A	Southeast Mo. St.	63 54								

Non-Div I Games: Central Baptist 70 37 Hendrix 72 43 Crowley's Ridge 93 38 Jarvis Christian 77 23  
Central Ark.

Loss, Non-Conf, S Site, H Home A Away N Neutral

Average RPI Win:	<b>288</b>	WON-LOST	WINNING	LAST 10	STRENGTH OF	OPP. STRENGTH	TEAM	ADJ.	CONF.	ADJ CONF.
Average RPI Loss:	<b>198</b>	RECORD	PCT. RANK	GAMES	SCHEDULE	OF SCHEDULE	RPI	RPI	RPI	RPI
DIV. I ONLY	<b>8- 13</b>	<b>239</b>	<b>5- 5</b>	<b>310</b>	<b>324</b>	<b>282</b>	<b>282</b>	<b>31</b>	<b>31</b>	
DIV. I NON-CONF.	<b>3- 8</b>	<b>258</b>	<b>1- 1</b>	<b>257</b>	<b>188</b>	<b>292</b>	<b>292</b>	<b>32</b>	<b>32</b>	
TOTALS	RPI 1-25	RPI 26-50	W-L RECORDS	RPI 51-100	RPI 101-150	RPI 150+				
8- 13	0- 1	0- 0	OVERALL	0- 2	0- 1	8- 9				
6- 4	0- 0	0- 0	HOME	0- 0	0- 0	6- 4				
2- 9	0- 1	0- 0	AWAY	0- 2	0- 1	2- 5				
0- 0	0- 0	0- 0	NEUTRAL	0- 0	0- 0	0- 0				
3- 8	0- 1	0- 0	NON-CONFERENCE	0- 2	0- 1	3- 4				
3- 1	0- 0	0- 0	HOME	0- 0	0- 0	3- 1				
0- 7	0- 1	0- 0	AWAY	0- 2	0- 1	0- 3				
0- 0	0- 0	0- 0	NEUTRAL	0- 0	0- 0	0- 0				
5- 5	0- 0	0- 0	CONFERENCE	0- 0	0- 0	5- 5				
3- 3	0- 0	0- 0	HOME	0- 0	0- 0	3- 3				
2- 2	0- 0	0- 0	AWAY	0- 0	0- 0	2- 2				
0- 0	0- 0	0- 0	NEUTRAL	0- 0	0- 0	0- 0				

RPI 1-25				RPI 26-50				RPI 51-100				RPI 101+ Team's RPI: 282			
RPI	S	Opponent	Score	RPI	S	Opponent	Score	RPI	S	Opponent	Score	RPI	S	Opponent	Score
14	A	Maryland	43 <b>86</b>					75	A	Army West Point	52 <b>81</b>	136	A	Penn St.	47 <b>73</b>
								94	A	Maine	42 <b>62</b>	160	A	Fordham	48 <b>63</b>
												206	A	Bryant	56 <b>70</b>
												206	H	Bryant	53 <b>65</b>
												207	H	Robert Morris	48 39
												217	A	Hartford	41 <b>49</b>
												228	H	Massachusetts	78 68
												258	H	Sacred Heart	57 <b>61</b>
												267	H	New Hampshire	50 <b>64</b>
												272	H	Dartmouth	59 55
												275	H	Saint Francis (PA)	66 51
												277	A	Vermont	63 <b>79</b>
												314	A	Fairleigh Dickinson	78 75
												323	H	UMass Lowell	64 53
												326	H	LIU Brooklyn	45 <b>59</b>
												337	A	Wagner	62 52
												339	A	Mt. St. Mary's	48 <b>54</b>
												346	H	St. Francis Brooklyn	65 61
LAST 12 Division I GAMES:															
206	H	Bryant	53 <b>65</b>	314	A	Fairleigh Dickinson	78 75								
346	H	St. Francis Brooklyn	65 61	339	A	Mt. St. Mary's	48 <b>54</b>								
207	H	Robert Morris	48 39	326	H	LIU Brooklyn	45 <b>59</b>								
275	H	Saint Francis (PA)	66 51	206	A	Bryant	56 <b>70</b>								
258	H	Sacred Heart	57 <b>61</b>	272	H	Dartmouth	59 55								
337	A	Wagner	62 52	160	A	Fordham	48 <b>63</b>								

Non-Div I Games:

Central Conn. St.

■ Loss, 
 ■ Non-Conf, S Site, 
 ■ Home 
 ■ Away 
 N Neutral

Average RPI Win:	189	WON-LOST	WINNING	LAST 10	STRENGTH OF	OPP. STRENGTH	TEAM	ADJ.	CONF.	ADJ CONF.
Average RPI Loss:	108	RECORD	PCT. RANK	GAMES	SCHEDULE	OF SCHEDULE	RPI	RPI	RPI	RPI
DIV. I ONLY	14- 7	82	8- 2	116	138	80	80	12	12	
DIV. I NON-CONF.	6- 5	146	1- 1	118	111	126	126	13	13	
TOTALS	RPI 1-25	RPI 26-50	W-L RECORDS	RPI 51-100	RPI 101-150	RPI 150+				
14- 7	0- 0	0- 2	OVERALL	1- 1	5- 3	8- 1				
8- 2	0- 0	0- 1	HOME	1- 0	3- 1	4- 0				
5- 5	0- 0	0- 1	AWAY	0- 1	2- 2	3- 1				
1- 0	0- 0	0- 0	NEUTRAL	0- 0	0- 0	1- 0				
6- 5	0- 0	0- 1	NON-CONFERENCE	1- 1	1- 2	4- 1				
3- 2	0- 0	0- 1	HOME	1- 0	1- 1	1- 0				
2- 3	0- 0	0- 0	AWAY	0- 1	0- 1	2- 1				
1- 0	0- 0	0- 0	NEUTRAL	0- 0	0- 0	1- 0				
8- 2	0- 0	0- 1	CONFERENCE	0- 0	4- 1	4- 0				
5- 0	0- 0	0- 0	HOME	0- 0	2- 0	3- 0				
3- 2	0- 0	0- 1	AWAY	0- 0	2- 1	1- 0				
0- 0	0- 0	0- 0	NEUTRAL	0- 0	0- 0	0- 0				

RPI 1-25				RPI 26-50				RPI 51-100				Team's RPI: 80				RPI 101+			
RPI	S	Opponent	Score	RPI	S	Opponent	Score	RPI	S	Opponent	Score	RPI	S	Opponent	Score	RPI	S	Opponent	Score
26	H	Duquesne	49 68	76	H	Middle Tenn.	81 59	105	A	Akron	97 77								
32	A	Ohio	84 86	88	A	Saint Joseph's	66 76	105	H	Akron	81 60								
								119	A	Eastern Mich.	66 65								
								126	H	Western Mich.	53 51								
								128	H	Memphis	61 64								
								129	A	Buffalo	61 67								
								143	A	Illinois	69 74								
								144	H	SIUE	78 65								
								157	A	Loyola Chicago	68 59								
								194	A	Oakland	110 87								
								208	A	Ill.-Chicago	63 66								
								242	A	Miami (OH)	72 58								
								242	H	Miami (OH)	77 54								
								243	H	Indiana St.	85 65								
								264	H	Northern Ill.	95 63								
								298	N	Rider	76 58								
								331	H	Kent St.	81 61								
LAST 12 Division I GAMES:																			
119	A	Eastern Mich.	66 65	264	H	Northern Ill.	95 63												
242	H	Miami (OH)	77 54	105	A	Akron	97 77												
126	H	Western Mich.	53 51	129	A	Buffalo	61 67												
105	H	Akron	81 60	331	H	Kent St.	81 61												
242	A	Miami (OH)	72 58	88	A	Saint Joseph's	66 76												
32	A	Ohio	84 86	298	N	Rider	76 58												

Non-Div I Games:

Central Mich.

■ Loss, 
 ■ Non-Conf, S Site, 
 ■ Home 
 ■ Away 
 N Neutral

Average RPI Win:	294	WON-LOST	WINNING	LAST 10	STRENGTH OF	OPP. STRENGTH	TEAM	ADJ.	CONF.	ADJ CONF.
Average RPI Loss:	189	RECORD	PCT. RANK	GAMES	SCHEDULE	OF SCHEDULE	RPI	RPI	RPI	RPI
DIV. I ONLY	7- 11	235	4- 6	340	227	291	291	26	26	
DIV. I NON-CONF.	2- 4	234	1- 1	349	88	339	339	28	28	
TOTALS	RPI 1-25	RPI 26-50	W-L RECORDS	RPI 51-100	RPI 101-150	RPI 150+				
7- 11	0- 0	0- 0	OVERALL	0- 1	0- 3	7- 7				
4- 4	0- 0	0- 0	HOME	0- 0	0- 2	4- 2				
3- 7	0- 0	0- 0	AWAY	0- 1	0- 1	3- 5				
0- 0	0- 0	0- 0	NEUTRAL	0- 0	0- 0	0- 0				
2- 4	0- 0	0- 0	NON-CONFERENCE	0- 1	0- 0	2- 3				
2- 0	0- 0	0- 0	HOME	0- 0	0- 0	2- 0				
0- 4	0- 0	0- 0	AWAY	0- 1	0- 0	0- 3				
0- 0	0- 0	0- 0	NEUTRAL	0- 0	0- 0	0- 0				
5- 7	0- 0	0- 0	CONFERENCE	0- 0	0- 3	5- 4				
2- 4	0- 0	0- 0	HOME	0- 0	0- 2	2- 2				
3- 3	0- 0	0- 0	AWAY	0- 0	0- 1	3- 2				
0- 0	0- 0	0- 0	NEUTRAL	0- 0	0- 0	0- 0				

RPI 1-25				RPI 26-50				RPI 51-100				RPI 101+				Team's RPI: 291	
RPI	S	Opponent	Score	RPI	S	Opponent	Score	RPI	S	Opponent	Score	RPI	S	Opponent	Score		
								89	A	Virginia	65	85	104	A	Liberty	40	51
												104	H	Liberty	49	59	
												141	H	UNC Asheville	50	58	
												166	A	Col. of Charleston	66	81	
												203	H	Presbyterian	49	63	
												212	A	Gardner-Webb	55	63	
												229	A	Radford	40	55	
												239	A	High Point	64	62	
												247	A	Clemson	36	43	
												273	A	Ga. Southern	51	64	
												281	H	Campbell	65	57	
												302	H	Western Caro.	80	59	
												304	A	Longwood	63	54	
												309	H	Wofford	74	64	
												311	H	Coastal Caro.	62	73	
												313	A	Winthrop	58	50	
												313	H	Winthrop	54	51	
LAST 12 Division I GAMES:																	
				104	H	Liberty	49	59				141	H	UNC Asheville	50	58	
				313	A	Winthrop	58	50				239	A	High Point	64	62	
				281	H	Campbell	65	57				203	H	Presbyterian	49	63	
				229	A	Radford	40	55				304	A	Longwood	63	54	
				311	H	Coastal Caro.	62	73				302	H	Western Caro.	80	59	
				212	A	Gardner-Webb	55	63				89	A	Virginia	65	85	

Non-Div I Games: Paine 69 62 Columbia Int'l 67 35 Warner 73 53

Charleston So.

Average RPI Win:	188	WON-LOST	WINNING	LAST 10	STRENGTH OF	OPP. STRENGTH	TEAM	ADJ.	CONF.	ADJ CONF.
Average RPI Loss:	81	RECORD	PCT. RANK	GAMES	SCHEDULE	OF SCHEDULE	RPI	RPI	RPI	RPI
DIV. I ONLY	12- 8	114	5- 5	67	152	87	87	11	11	
DIV. I NON-CONF.	7- 4	110	2- 1	41	187	61	61	10	10	
TOTALS	RPI 1-25	RPI 26-50	W-L RECORDS	RPI 51-100	RPI 101-150	RPI 150+				
12- 8	0- 1	0- 1	OVERALL	1- 4	3- 0	8- 2				
8- 2	0- 0	0- 0	HOME	1- 1	2- 0	5- 1				
3- 6	0- 1	0- 1	AWAY	0- 3	0- 0	3- 1				
1- 0	0- 0	0- 0	NEUTRAL	0- 0	1- 0	0- 0				
7- 4	0- 1	0- 1	NON-CONFERENCE	1- 2	1- 0	5- 0				
4- 1	0- 0	0- 0	HOME	1- 1	0- 0	3- 0				
2- 3	0- 1	0- 1	AWAY	0- 1	0- 0	2- 0				
1- 0	0- 0	0- 0	NEUTRAL	0- 0	1- 0	0- 0				
5- 4	0- 0	0- 0	CONFERENCE	0- 2	2- 0	3- 2				
4- 1	0- 0	0- 0	HOME	0- 0	2- 0	2- 1				
1- 3	0- 0	0- 0	AWAY	0- 2	0- 0	1- 1				
0- 0	0- 0	0- 0	NEUTRAL	0- 0	0- 0	0- 0				

RPI 1-25				RPI 26-50				RPI 51-100				Team's RPI: 87	RPI 101+			
RPI	S	Opponent	Score	RPI	S	Opponent	Score	RPI	S	Opponent	Score		RPI	S	Opponent	Score
24	A	Missouri	71 88	36	A	North Carolina St.	65 72	51	H	Miami (FL)	70 77		123	N	Mercer	72 62
								52	A	Western Ky.	66 77		135	H	Fla. Atlantic	85 79
								57	H	Ball St.	72 66		145	H	Southern Miss.	80 59
								76	A	Middle Tenn.	67 72		153	A	UAB	57 75
								79	A	Elon	83 90		163	H	Louisiana Tech	63 58
													166	H	Col. of Charleston	89 61
													169	A	Marshall	64 61
													170	A	Davidson	99 88
													174	H	Old Dominion	59 71
													207	H	Robert Morris	94 73
													260	A	Georgia St.	83 71
													318	H	FIU	87 74
													348	H	N.C. Central	67 52
LAST 12 Division I GAMES:																
135	H	Fla. Atlantic	85 79	163	H	Louisiana Tech	63 58									
318	H	FIU	87 74	145	H	Southern Miss.	80 59									
52	A	Western Ky.	66 77	174	H	Old Dominion	59 71									
169	A	Marshall	64 61	24	A	Missouri	71 88									
153	A	UAB	57 75	170	A	Davidson	99 88									
76	A	Middle Tenn.	67 72	166	H	Col. of Charleston	89 61									

Non-Div I Games:

Charlotte

■ Loss, 
■ Non-Conf, S Site, 
■ Home 
■ Away 
N Neutral

# Chattanooga

Through Games Of Feb. 3, 2016

Average RPI Win:	185	WON-LOST	WINNING	LAST 10	STRENGTH OF	OPP. STRENGTH	TEAM	ADJ.	CONF.	ADJ CONF.
Average RPI Loss:	52	RECORD	PCT. RANK	GAMES	SCHEDULE	OF SCHEDULE	RPI	RPI	RPI	RPI
DIV. I ONLY	14- 7	82	2- 1	72	100	58	58	17	17	
DIV. I NON-CONF.	9- 5	109	1- 0	18	32	41	41	16	16	
TOTALS	RPI 1-25	RPI 26-50	W-L RECORDS	RPI 51-100	RPI 101-150	RPI 150+				
14- 7	0- 3	0- 1	OVERALL	2- 1	4- 2	8- 0				
9- 1	0- 1	0- 0	HOME	2- 0	4- 0	3- 0				
4- 6	0- 2	0- 1	AWAY	0- 1	0- 2	4- 0				
1- 0	0- 0	0- 0	NEUTRAL	0- 0	0- 0	1- 0				
9- 5	0- 3	0- 1	NON-CONFERENCE	2- 1	4- 0	3- 0				
7- 1	0- 1	0- 0	HOME	2- 0	4- 0	1- 0				
1- 4	0- 2	0- 1	AWAY	0- 1	0- 0	1- 0				
1- 0	0- 0	0- 0	NEUTRAL	0- 0	0- 0	1- 0				
5- 2	0- 0	0- 0	CONFERENCE	0- 0	0- 2	5- 0				
2- 0	0- 0	0- 0	HOME	0- 0	0- 0	2- 0				
3- 2	0- 0	0- 0	AWAY	0- 0	0- 2	3- 0				
0- 0	0- 0	0- 0	NEUTRAL	0- 0	0- 0	0- 0				

RPI 1-25				RPI 26-50				RPI 51-100 Team's RPI: 58				RPI 101+			
RPI	S	Opponent	Score	RPI	S	Opponent	Score	RPI	S	Opponent	Score	RPI	S	Opponent	Score
4	H	UConn	31 79	41	A	South Fla.	33 61	54	A	Indiana	43 54	121	A	Samford	43 48
6	A	Stanford	30 73					55	H	Arkansas St.	55 54	122	H	Belmont	62 53
12	A	Tennessee	57 59					97	H	UT Martin	61 46	123	A	Mercer	44 67
												145	H	Southern Miss.	53 48
												146	H	Harvard	62 58
												150	H	McNeese St.	68 53
												151	A	ETSU	65 57
												173	H	Butler	60 49
												177	N	East Carolina	72 61
												222	A	Furman	56 50
												251	A	UNCW	61 33
												288	H	UNCG	72 61
												302	H	Western Caro.	77 59
												309	A	Wofford	53 40
LAST 12 Division I GAMES:															
145	H	Southern Miss.	53 48	222	A	Furman	56 50								
151	A	ETSU	65 57	309	A	Wofford	53 40								
121	A	Samford	43 48	146	H	Harvard	62 58								
123	A	Mercer	44 67	6	A	Stanford	30 73								
288	H	UNCG	72 61	251	A	UNCW	61 33								
302	H	Western Caro.	77 59	177	N	East Carolina	72 61								

Non-Div I Games:

Chattanooga

Loss, Non-Conf, S Site, H Home A Away N Neutral



Average RPI Win:	303	WON-LOST	WINNING	LAST 10	STRENGTH OF	OPP. STRENGTH	TEAM	ADJ.	CONF.	ADJ CONF.
Average RPI Loss:	201	RECORD	PCT. RANK	GAMES	SCHEDULE	OF SCHEDULE	RPI	RPI	RPI	RPI
DIV. I ONLY	3- 18	330	1- 9	297	279	338	338	25	25	
DIV. I NON-CONF.	2- 12	311	1- 4	287	294	338	338	25	25	
TOTALS	RPI 1-25	RPI 26-50	W-L RECORDS	RPI 51-100	RPI 101-150	RPI 150+				
3- 18	0- 0	0- 2	OVERALL	0- 0	0- 3	3- 13				
2- 8	0- 0	0- 1	HOME	0- 0	0- 1	2- 6				
1- 10	0- 0	0- 1	AWAY	0- 0	0- 2	1- 7				
0- 0	0- 0	0- 0	NEUTRAL	0- 0	0- 0	0- 0				
2- 12	0- 0	0- 2	NON-CONFERENCE	0- 0	0- 2	2- 8				
1- 6	0- 0	0- 1	HOME	0- 0	0- 0	1- 5				
1- 6	0- 0	0- 1	AWAY	0- 0	0- 2	1- 3				
0- 0	0- 0	0- 0	NEUTRAL	0- 0	0- 0	0- 0				
1- 6	0- 0	0- 0	CONFERENCE	0- 0	0- 1	1- 5				
1- 2	0- 0	0- 0	HOME	0- 0	0- 1	1- 1				
0- 4	0- 0	0- 0	AWAY	0- 0	0- 0	0- 4				
0- 0	0- 0	0- 0	NEUTRAL	0- 0	0- 0	0- 0				

RPI 1-25			RPI 26-50			RPI 51-100			RPI 101+			Team's RPI: 338
RPI	S	Opponent	Score	RPI	S	Opponent	Score	RPI	S	Opponent	Score	
				29	A	DePaul	42 88					
				46	H	Kansas St.	54 63					
LAST 12 Division I GAMES:												
				295	H	UMKC	77 72					
				224	A	Utah Valley	46 74					
				230	A	Grand Canyon	36 74					
				101	H	New Mexico St.	60 70					
				193	H	UTRGV	56 64					
				221	A	Seattle	45 59					
				266	A	CSU Bakersfield	43 76					
				191	H	Milwaukee	48 55					
				264	H	Northern Ill.	50 68					
				317	A	Illinois St.	53 57					
				194	H	Oakland	51 74					
				324	A	Jackson St.	76 59					
				334	A	IPFW	51 62					

Non-Div I Games:

Chicago St.

■ Loss, 
■ Non-Conf, 
■ S Site, 
■ H Home 
■ A Away 
N Neutral

Average RPI Win:	241	WON-LOST	WINNING	LAST 10	STRENGTH OF	OPP. STRENGTH	TEAM	ADJ.	CONF.	ADJ CONF.
Average RPI Loss:	93	RECORD	PCT. RANK	GAMES	SCHEDULE	OF SCHEDULE	RPI	RPI	RPI	RPI
DIV. I ONLY	7- 14	257	3- 7	102	70	211	211	9	9	
DIV. I NON-CONF.	4- 7	222	1- 1	42	72	177	177	7	7	
TOTALS	RPI 1-25	RPI 26-50	W-L RECORDS	RPI 51-100	RPI 101-150	RPI 150+				
7- 14	0- 4	0- 2	OVERALL	0- 2	0- 3	7- 3				
5- 6	0- 2	0- 0	HOME	0- 1	0- 2	5- 1				
2- 6	0- 0	0- 2	AWAY	0- 1	0- 1	2- 2				
0- 2	0- 2	0- 0	NEUTRAL	0- 0	0- 0	0- 0				
4- 7	0- 3	0- 1	NON-CONFERENCE	0- 1	0- 1	4- 1				
4- 2	0- 1	0- 0	HOME	0- 1	0- 0	4- 0				
0- 3	0- 0	0- 1	AWAY	0- 0	0- 1	0- 1				
0- 2	0- 2	0- 0	NEUTRAL	0- 0	0- 0	0- 0				
3- 7	0- 1	0- 1	CONFERENCE	0- 1	0- 2	3- 2				
1- 4	0- 1	0- 0	HOME	0- 0	0- 2	1- 1				
2- 3	0- 0	0- 1	AWAY	0- 1	0- 0	2- 1				
0- 0	0- 0	0- 0	NEUTRAL	0- 0	0- 0	0- 0				

RPI 1-25				RPI 26-50				RPI 51-100				RPI 101+ Team's RPI: 211			
RPI	S	Opponent	Score	RPI	S	Opponent	Score	RPI	S	Opponent	Score	RPI	S	Opponent	Score
3	N	Baylor	34 72	35	A	Georgia	42 60	70	A	Temple	51 74	128	H	Memphis	47 64
4	H	UConn	45 107	41	A	South Fla.	49 82	97	H	UT Martin	57 63	137	A	Xavier	56 65
5	H	Ohio St.	76 105									147	H	SMU	55 73
17	N	Michigan St.	63 103									159	H	Northern Ky.	71 68
												177	A	East Carolina	60 63
												188	A	Detroit	68 77
												189	A	Tulsa	55 53
												234	H	Bowling Green	54 51
												238	H	Houston	56 50
												252	A	UCF	68 50
												252	H	UCF	60 80
												275	H	Saint Francis (PA)	93 86
												342	H	Eastern Ill.	70 57
LAST 12 Division I GAMES:															
				41	A	South Fla.	49 82	70	A	Temple	51 74				
				238	H	Houston	56 50	128	H	Memphis	47 64				
				147	H	SMU	55 73	252	A	UCF	68 50				
				177	A	East Carolina	60 63	4	H	UConn	45 107				
				252	H	UCF	60 80	35	A	Georgia	42 60				
				189	A	Tulsa	55 53	342	H	Eastern Ill.	70 57				

Non-Div I Games:

Cincinnati

■ Loss, 
■ Non-Conf, 
■ S Site, 
■ H Home 
■ A Away 
N Neutral

Average RPI Win:	254	WON-LOST	WINNING	LAST 10	STRENGTH OF	OPP. STRENGTH	TEAM	ADJ.	CONF.	ADJ CONF.
Average RPI Loss:	121	RECORD	PCT. RANK	GAMES	SCHEDULE	OF SCHEDULE	RPI	RPI	RPI	RPI
DIV. I ONLY	4- 17	314	1- 9	56	158	247	247	5	5	
DIV. I NON-CONF.	4- 9	245	2- 2	134	339	254	254	5	5	
TOTALS	RPI 1-25	RPI 26-50	W-L RECORDS	RPI 51-100	RPI 101-150	RPI 150+				
4- 17	0- 3	0- 1	OVERALL	0- 5	1- 3	3- 5				
3- 9	0- 2	0- 1	HOME	0- 2	1- 1	2- 3				
1- 6	0- 1	0- 0	AWAY	0- 3	0- 1	1- 1				
0- 2	0- 0	0- 0	NEUTRAL	0- 0	0- 1	0- 1				
4- 9	0- 1	0- 0	NON-CONFERENCE	0- 2	1- 1	3- 5				
3- 4	0- 1	0- 0	HOME	0- 0	1- 0	2- 3				
1- 3	0- 0	0- 0	AWAY	0- 2	0- 0	1- 1				
0- 2	0- 0	0- 0	NEUTRAL	0- 0	0- 1	0- 1				
0- 8	0- 2	0- 1	CONFERENCE	0- 3	0- 2	0- 0				
0- 5	0- 1	0- 1	HOME	0- 2	0- 1	0- 0				
0- 3	0- 1	0- 0	AWAY	0- 1	0- 1	0- 0				
0- 0	0- 0	0- 0	NEUTRAL	0- 0	0- 0	0- 0				

RPI 1-25				RPI 26-50				RPI 51-100				RPI 101+ Team's RPI: 247			
RPI	S	Opponent	Score	RPI	S	Opponent	Score	RPI	S	Opponent	Score	RPI	S	Opponent	Score
2	H	South Carolina	41 67	38	H	Duke	43 72	51	H	Miami (FL)	49 83	120	A	North Carolina	56 72
11	H	Florida St.	40 85					81	A	Oregon	56 69	129	N	Buffalo	51 61
13	A	Louisville	33 75					90	A	Virginia Tech	49 79	132	H	Pittsburgh	56 59
								92	H	Georgia Tech	63 76	141	H	UNC Asheville	67 49
								94	A	Maine	42 75	173	N	Butler	50 54
												192	H	William & Mary	41 58
												222	A	Furman	49 70
												278	A	Tennessee Tech	71 53
												291	H	Charleston So.	43 36
												305	H	Florida A&M	68 77
												307	H	South Carolina St.	63 54
												311	H	Coastal Caro.	47 63
LAST 12 Division I GAMES:															
132	H	Pittsburgh	56 59	51	H	Miami (FL)	49 83								
13	A	Louisville	33 75	120	A	North Carolina	56 72								
92	H	Georgia Tech	63 76	305	H	Florida A&M	68 77								
38	H	Duke	43 72	141	H	UNC Asheville	67 49								
90	A	Virginia Tech	49 79	94	A	Maine	42 75								
11	H	Florida St.	40 85	278	A	Tennessee Tech	71 53								

Non-Div I Games:

Clemson

■ Loss, 
■ Non-Conf, S Site, 
■ Home 
■ Away 
N Neutral

Average RPI Win:	248	WON-LOST	WINNING	LAST 10	STRENGTH OF	OPP. STRENGTH	TEAM	ADJ.	CONF.	ADJ CONF.
Average RPI Loss:	171	RECORD	PCT. RANK	GAMES	SCHEDULE	OF SCHEDULE	RPI	RPI	RPI	RPI
DIV. I ONLY	4- 15	307	0- 1	204	223	301	301	14	14	
DIV. I NON-CONF.	3- 7	248	0- 1	320	293	323	323	15	15	
TOTALS	RPI 1-25	RPI 26-50	W-L RECORDS	RPI 51-100	RPI 101-150	RPI 150+				
4- 15	0- 1	0- 0	OVERALL	0- 1	1- 4	3- 9				
3- 6	0- 1	0- 0	HOME	0- 0	1- 2	2- 3				
1- 7	0- 0	0- 0	AWAY	0- 0	0- 2	1- 5				
0- 2	0- 0	0- 0	NEUTRAL	0- 1	0- 0	0- 1				
3- 7	0- 0	0- 0	NON-CONFERENCE	0- 1	0- 3	3- 3				
2- 2	0- 0	0- 0	HOME	0- 0	0- 1	2- 1				
1- 3	0- 0	0- 0	AWAY	0- 0	0- 2	1- 1				
0- 2	0- 0	0- 0	NEUTRAL	0- 1	0- 0	0- 1				
1- 8	0- 1	0- 0	CONFERENCE	0- 0	1- 1	0- 6				
1- 4	0- 1	0- 0	HOME	0- 0	1- 1	0- 2				
0- 4	0- 0	0- 0	AWAY	0- 0	0- 0	0- 4				
0- 0	0- 0	0- 0	NEUTRAL	0- 0	0- 0	0- 0				

RPI	S	Opponent	Score	RPI	S	Opponent	Score	RPI	S	Opponent	Score	RPI	S	Opponent	Score	Team's RPI: 301
23	H	Green Bay	45 66					85	N	Saint Louis	65 76	103	H	Bucknell	57 59	
												106	A	Toledo	53 66	
												107	H	Wright St.	65 93	
												110	H	Youngstown St.	75 68	
												122	A	Belmont	58 76	
												159	H	Northern Ky.	51 83	
												188	A	Detroit	68 82	
												191	H	Milwaukee	46 62	
												194	A	Oakland	69 79	
												197	A	Valparaiso	59 66	
												208	A	Ill.-Chicago	62 80	
												234	H	Bowling Green	69 48	
												286	A	Niagara	72 73	
												288	N	UNCG	51 55	
												310	H	Evansville	63 72	
												318	H	FIU	64 57	
												331	A	Kent St.	60 49	
LAST 12 Division I GAMES:																
288	N	UNCG	51 55	191	H	Milwaukee	46 62									
107	H	Wright St.	65 93	23	H	Green Bay	45 66									
159	H	Northern Ky.	51 83	188	A	Detroit	68 82									
208	A	Ill.-Chicago	62 80	194	A	Oakland	69 79									
197	A	Valparaiso	59 66	85	N	Saint Louis	65 76									
110	H	Youngstown St.	75 68	318	H	FIU	64 57									

Non-Div I Games:

Cleveland St.

Average RPI Win:	265	WON-LOST	WINNING	LAST 10	STRENGTH OF	OPP. STRENGTH	TEAM	ADJ.	CONF.	ADJ CONF.
Average RPI Loss:	212	RECORD	PCT. RANK	GAMES	SCHEDULE	OF SCHEDULE	RPI	RPI	RPI	RPI
DIV. I ONLY	4- 13	299	3- 7	285	321	311	311	26	26	
DIV. I NON-CONF.	2- 4	234	1- 1	297	260	280	280	28	28	
TOTALS	RPI 1-25	RPI 26-50	W-L RECORDS	RPI 51-100	RPI 101-150	RPI 150+				
4- 13	0- 0	0- 0	OVERALL	0- 1	0- 3	4- 9				
1- 5	0- 0	0- 0	HOME	0- 0	0- 2	1- 3				
3- 5	0- 0	0- 0	AWAY	0- 0	0- 0	3- 5				
0- 3	0- 0	0- 0	NEUTRAL	0- 1	0- 1	0- 1				
2- 4	0- 0	0- 0	NON-CONFERENCE	0- 1	0- 1	2- 2				
1- 0	0- 0	0- 0	HOME	0- 0	0- 0	1- 0				
1- 1	0- 0	0- 0	AWAY	0- 0	0- 0	1- 1				
0- 3	0- 0	0- 0	NEUTRAL	0- 1	0- 1	0- 1				
2- 9	0- 0	0- 0	CONFERENCE	0- 0	0- 2	2- 7				
0- 5	0- 0	0- 0	HOME	0- 0	0- 2	0- 3				
2- 4	0- 0	0- 0	AWAY	0- 0	0- 0	2- 4				
0- 0	0- 0	0- 0	NEUTRAL	0- 0	0- 0	0- 0				

RPI S	Opponent	Score	RPI S	Opponent	Score	RPI S	Opponent	Score	RPI S	Opponent	Score	Team's RPI: 311
						66 N	Hofstra	40 82	104 H	Liberty	63 65	
									141 H	UNC Asheville	52 63	
									148 N	Wake Forest	52 81	
									203 A	Presbyterian	42 66	
									212 A	Gardner-Webb	59 56	
									229 A	Radford	45 61	
									229 H	Radford	36 49	
									239 A	High Point	52 53	
									247 A	Clemson	63 47	
									258 N	Sacred Heart	62 71	
									275 A	Saint Francis (PA)	74 106	
									281 A	Campbell	52 73	
									281 H	Campbell	70 83	
									291 A	Charleston So.	73 62	
									304 H	Longwood	48 56	
									309 H	Wofford	83 69	
LAST 12 Division I GAMES:												
229 H	Radford	36 49	304 H	Longwood	48 56							
281 A	Campbell	52 73	212 A	Gardner-Webb	59 56							
203 A	Presbyterian	42 66	229 A	Radford	45 61							
104 H	Liberty	63 65	309 H	Wofford	83 69							
291 A	Charleston So.	73 62	148 N	Wake Forest	52 81							
239 A	High Point	52 53	141 H	UNC Asheville	52 63							

Non-Div I Games: Allen 86 45 Warren Wilson 100 49 Mid-Atlantic Christ105 15

Coastal Caro.

Average RPI Win:	251	WON-LOST	WINNING	LAST 10	STRENGTH OF	OPP. STRENGTH	TEAM	ADJ.	CONF.	ADJ CONF.
Average RPI Loss:	87	RECORD	PCT. RANK	GAMES	SCHEDULE	OF SCHEDULE	RPI	RPI	RPI	RPI
DIV. I ONLY	8- 11	218	4- 6	87	188	166	166	13	13	
DIV. I NON-CONF.	5- 6	180	1- 3	93	225	162	162	12	12	
TOTALS	RPI 1-25	RPI 26-50	W-L RECORDS	RPI 51-100	RPI 101-150	RPI 150+				
8- 11	0- 1	0- 0	OVERALL	0- 7	0- 2	8- 1				
5- 4	0- 1	0- 0	HOME	0- 2	0- 0	5- 1				
3- 7	0- 0	0- 0	AWAY	0- 5	0- 2	3- 0				
0- 0	0- 0	0- 0	NEUTRAL	0- 0	0- 0	0- 0				
5- 6	0- 1	0- 0	NON-CONFERENCE	0- 3	0- 2	5- 0				
4- 2	0- 1	0- 0	HOME	0- 1	0- 0	4- 0				
1- 4	0- 0	0- 0	AWAY	0- 2	0- 2	1- 0				
0- 0	0- 0	0- 0	NEUTRAL	0- 0	0- 0	0- 0				
3- 5	0- 0	0- 0	CONFERENCE	0- 4	0- 0	3- 1				
1- 2	0- 0	0- 0	HOME	0- 1	0- 0	1- 1				
2- 3	0- 0	0- 0	AWAY	0- 3	0- 0	2- 0				
0- 0	0- 0	0- 0	NEUTRAL	0- 0	0- 0	0- 0				

RPI 1-25				RPI 26-50				RPI 51-100				RPI 101+ Team's RPI: 166			
RPI	S	Opponent	Score	RPI	S	Opponent	Score	RPI	S	Opponent	Score	RPI	S	Opponent	Score
13	H	Louisville	67 71					52	H	Western Ky.	44 78	113	A	Boise St.	38 61
								65	A	James Madison	61 83	123	A	Mercer	58 66
								66	H	Hofstra	58 62	181	A	Weber St.	50 42
								74	A	Drexel	54 66	192	A	William & Mary	55 51
								79	A	Elon	41 52	195	H	Delaware	47 63
								87	A	Charlotte	61 89	238	H	Houston	55 48
								90	A	Virginia Tech	47 81	251	A	UNCW	64 53
												256	H	Appalachian St.	60 50
												283	H	Towson	67 55
												291	H	Charleston So.	81 66
												313	H	Winthrop	77 63
LAST 12 Division I GAMES:															
283	H	Towson	67 55	65	A	James Madison	61 83								
192	A	William & Mary	55 51	74	A	Drexel	54 66								
79	A	Elon	41 52	123	A	Mercer	58 66								
251	A	UNCW	64 53	313	H	Winthrop	77 63								
195	H	Delaware	47 63	13	H	Louisville	67 71								
66	H	Hofstra	58 62	52	H	Western Ky.	44 78								

Non-Div I Games:

Col. of Charleston

■ Loss, 
 ■ Non-Conf, S Site, 
 ■ Home 
 ■ Away 
 N Neutral

Average RPI Win: <b>304</b>	WON-LOST	WINNING	LAST 10	STRENGTH OF	OPP. STRENGTH	TEAM	ADJ.	CONF.	ADJ CONF.
Average RPI Loss: <b>182</b>	RECORD	PCT. RANK	GAMES	SCHEDULE	OF SCHEDULE	RPI	RPI	RPI	RPI
DIV. I ONLY	4- 16	311	2- 8	252	257	300	300	28	28
DIV. I NON-CONF.	2- 8	290	1- 1	122	198	255	255	29	29
TOTALS	RPI 1-25	RPI 26-50	W-L RECORDS	RPI 51-100	RPI 101-150	RPI 150+			
4- 16	0- 1	0- 2	OVERALL	0- 2	0- 1	4- 10			
1- 8	0- 1	0- 1	HOME	0- 1	0- 1	1- 4			
3- 8	0- 0	0- 1	AWAY	0- 1	0- 0	3- 6			
0- 0	0- 0	0- 0	NEUTRAL	0- 0	0- 0	0- 0			
2- 8	0- 1	0- 2	NON-CONFERENCE	0- 1	0- 0	2- 4			
1- 4	0- 1	0- 1	HOME	0- 1	0- 0	1- 1			
1- 4	0- 0	0- 1	AWAY	0- 0	0- 0	1- 3			
0- 0	0- 0	0- 0	NEUTRAL	0- 0	0- 0	0- 0			
2- 8	0- 0	0- 0	CONFERENCE	0- 1	0- 1	2- 6			
0- 4	0- 0	0- 0	HOME	0- 0	0- 1	0- 3			
2- 4	0- 0	0- 0	AWAY	0- 1	0- 0	2- 3			
0- 0	0- 0	0- 0	NEUTRAL	0- 0	0- 0	0- 0			

RPI 1-25				RPI 26-50				RPI 51-100				RPI 101+ Team's RPI: 300			
RPI	S	Opponent	Score	RPI	S	Opponent	Score	RPI	S	Opponent	Score	RPI	S	Opponent	Score
4	H	UConn	50 <b>94</b>	29	A	DePaul	46 <b>96</b>	75	A	Army West Point	55 <b>67</b>	103	H	Bucknell	51 <b>71</b>
				33	H	St. Bonaventure	38 <b>62</b>	84	H	Gonzaga	50 <b>80</b>	185	A	Cornell	60 <b>73</b>
												210	H	Siena	52 50
												215	A	Binghamton	56 <b>63</b>
												249	A	Navy	41 <b>51</b>
												253	A	American	56 <b>64</b>
												253	H	American	37 <b>49</b>
												263	H	Loyola Maryland	49 <b>65</b>
												270	A	Holy Cross	61 <b>70</b>
												270	H	Holy Cross	71 <b>80</b>
												297	H	Monmouth	80 <b>86</b>
												326	A	LIU Brooklyn	63 53
												331	A	Kent St.	71 <b>76</b>
												332	A	Lafayette	72 59
												347	A	Boston U.	72 63
LAST 12 Division I GAMES:															
270	A	Holy Cross	61 <b>70</b>	249	A	Navy	41 <b>51</b>								
253	A	American	56 <b>64</b>	270	H	Holy Cross	71 <b>80</b>								
263	H	Loyola Maryland	49 <b>65</b>	253	H	American	37 <b>49</b>								
347	A	Boston U.	72 63	210	H	Siena	52 50								
103	H	Bucknell	51 <b>71</b>	332	A	Lafayette	72 59								
75	A	Army West Point	55 <b>67</b>	33	H	St. Bonaventure	38 <b>62</b>								

Non-Div I Games:

Colgate

Average RPI Win:	191	WON-LOST	WINNING	LAST 10	STRENGTH OF	OPP. STRENGTH	TEAM	ADJ.	CONF.	ADJ CONF.
Average RPI Loss:	57	RECORD	PCT. RANK	GAMES	SCHEDULE	OF SCHEDULE	RPI	RPI	RPI	RPI
DIV. I ONLY	6- 15	278	1- 9	8	32	158	158	1	1	
DIV. I NON-CONF.	5- 6	180	1- 1	44	168	154	154	1	1	
TOTALS	RPI 1-25	RPI 26-50	W-L RECORDS	RPI 51-100	RPI 101-150	RPI 150+				
6- 15	0- 8	1- 0	OVERALL	0- 5	0- 1	5- 1				
6- 7	0- 5	1- 0	HOME	0- 2	0- 0	5- 0				
0- 8	0- 3	0- 0	AWAY	0- 3	0- 1	0- 1				
0- 0	0- 0	0- 0	NEUTRAL	0- 0	0- 0	0- 0				
5- 6	0- 3	0- 0	NON-CONFERENCE	0- 1	0- 1	5- 1				
5- 2	0- 2	0- 0	HOME	0- 0	0- 0	5- 0				
0- 4	0- 1	0- 0	AWAY	0- 1	0- 1	0- 1				
0- 0	0- 0	0- 0	NEUTRAL	0- 0	0- 0	0- 0				
1- 9	0- 5	1- 0	CONFERENCE	0- 4	0- 0	0- 0				
1- 5	0- 3	1- 0	HOME	0- 2	0- 0	0- 0				
0- 4	0- 2	0- 0	AWAY	0- 2	0- 0	0- 0				
0- 0	0- 0	0- 0	NEUTRAL	0- 0	0- 0	0- 0				

RPI 1-25				RPI 26-50				RPI 51-100				RPI 101+ Team's RPI: 158			
RPI	S	Opponent	Score	RPI	S	Opponent	Score	RPI	S	Opponent	Score	RPI	S	Opponent	Score
6	A	Stanford	56 71	28	H	Southern California	66 63	56	H	Washington St.	66 74	133	A	Long Beach St.	42 59
7	H	Oregon St.	47 61					61	A	Colorado St.	63 64	183	H	Northern Colo.	63 41
8	H	UCLA	64 82					63	A	California	35 64	203	H	Presbyterian	72 60
10	A	Arizona St.	37 64					81	H	Oregon	46 59	228	H	Massachusetts	90 63
19	H	Washington	74 76					95	A	Arizona	52 63	244	H	Loyola Marymount	92 81
22	A	Kentucky	61 86									245	A	Wyoming	68 77
24	H	Missouri	75 79									261	H	Northern Ariz.	90 66
25	H	Florida	61 83												
LAST 12 Division I GAMES:															
28	H	Southern California	66 63	6	A	Stanford	56 71								
8	H	UCLA	64 82	63	A	California	35 64								
7	H	Oregon St.	47 61	56	H	Washington St.	66 74								
81	H	Oregon	46 59	19	H	Washington	74 76								
95	A	Arizona	52 63	245	A	Wyoming	68 77								
10	A	Arizona St.	37 64	203	H	Presbyterian	72 60								

Non-Div I Games:

Colorado

■ Loss, 
 ■ Non-Conf, S Site, 
 ■ Home 
 ■ Away 
 N Neutral



Average RPI Win:	221	WON-LOST	WINNING	LAST 10	STRENGTH OF	OPP. STRENGTH	TEAM	ADJ.	CONF.	ADJ CONF.
Average RPI Loss:	44	RECORD	PCT. RANK	GAMES	SCHEDULE	OF SCHEDULE	RPI	RPI	RPI	RPI
DIV. I ONLY	17- 1	6	10- 0	277	174	61	61	19	19	
DIV. I NON-CONF.	8- 1	23	2- 0	227	138	50	50	20	20	
TOTALS	RPI 1-25	RPI 26-50	W-L RECORDS	RPI 51-100	RPI 101-150	RPI 150+				
17- 1	1- 0	0- 1	OVERALL	0- 0	1- 0	15- 0				
9- 0	1- 0	0- 0	HOME	0- 0	1- 0	7- 0				
7- 1	0- 0	0- 1	AWAY	0- 0	0- 0	7- 0				
1- 0	0- 0	0- 0	NEUTRAL	0- 0	0- 0	1- 0				
8- 1	1- 0	0- 1	NON-CONFERENCE	0- 0	0- 0	7- 0				
4- 0	1- 0	0- 0	HOME	0- 0	0- 0	3- 0				
3- 1	0- 0	0- 1	AWAY	0- 0	0- 0	3- 0				
1- 0	0- 0	0- 0	NEUTRAL	0- 0	0- 0	1- 0				
9- 0	0- 0	0- 0	CONFERENCE	0- 0	1- 0	8- 0				
5- 0	0- 0	0- 0	HOME	0- 0	1- 0	4- 0				
4- 0	0- 0	0- 0	AWAY	0- 0	0- 0	4- 0				
0- 0	0- 0	0- 0	NEUTRAL	0- 0	0- 0	0- 0				

RPI 1-25				RPI 26-50				RPI 51-100				Team's RPI: 61	RPI 101+			
RPI	S	Opponent	Score	RPI	S	Opponent	Score	RPI	S	Opponent	Score		RPI	S	Opponent	Score
21	H	BYU	61 55	44	A	Penn	48 49						113	H	Boise St.	68 64
													158	H	Colorado	64 63
													168	A	UNLV	64 56
													183	A	Northern Colo.	62 46
													218	A	San Jose St.	80 78
													218	H	San Jose St.	76 54
													220	H	Montana	75 43
													226	A	Utah St.	69 49
													240	N	Morgan St.	54 36
													245	H	Wyoming	63 42
													249	A	Navy	82 73
													274	A	San Diego St.	60 57
													274	H	San Diego St.	70 54
													299	A	Denver	74 46
													312	H	Incarinate Word	60 37
													343	H	Air Force	71 47
LAST 12 Division I GAMES:																
274	H	San Diego St.	70 54	218	H	San Jose St.	76 54									
245	H	Wyoming	63 42	168	A	UNLV	64 56									
218	A	San Jose St.	80 78	113	H	Boise St.	68 64									
343	H	Air Force	71 47	299	A	Denver	74 46									
226	A	Utah St.	69 49	220	H	Montana	75 43									
274	A	San Diego St.	60 57	183	A	Northern Colo.	62 46									

Non-Div I Games: Okla. Panhandle 90 45 Western St. 84 42

Colorado St.

■ Loss, 
 ■ Non-Conf, S Site, 
 ■ Home 
 ■ Away 
 N Neutral

Average RPI Win:	285	WON-LOST	WINNING	LAST 10	STRENGTH OF	OPP. STRENGTH	TEAM	ADJ.	CONF.	ADJ CONF.
Average RPI Loss:	151	RECORD	PCT. RANK	GAMES	SCHEDULE	OF SCHEDULE	RPI	RPI	RPI	RPI
DIV. I ONLY	10- 8	139	4- 5	304	290	235	235	10	10	
DIV. I NON-CONF.	10- 4	86	5- 2	311	316	169	169	11	11	
TOTALS	RPI 1-25	RPI 26-50	W-L RECORDS	RPI 51-100	RPI 101-150	RPI 150+				
10- 8	0- 1	0- 0	OVERALL	0- 0	0- 3	10- 4				
6- 4	0- 0	0- 0	HOME	0- 0	0- 2	6- 2				
4- 3	0- 1	0- 0	AWAY	0- 0	0- 0	4- 2				
0- 1	0- 0	0- 0	NEUTRAL	0- 0	0- 1	0- 0				
10- 4	0- 1	0- 0	NON-CONFERENCE	0- 0	0- 2	10- 1				
6- 1	0- 0	0- 0	HOME	0- 0	0- 1	6- 0				
4- 2	0- 1	0- 0	AWAY	0- 0	0- 0	4- 1				
0- 1	0- 0	0- 0	NEUTRAL	0- 0	0- 1	0- 0				
0- 4	0- 0	0- 0	CONFERENCE	0- 0	0- 1	0- 3				
0- 3	0- 0	0- 0	HOME	0- 0	0- 1	0- 2				
0- 1	0- 0	0- 0	AWAY	0- 0	0- 0	0- 1				
0- 0	0- 0	0- 0	NEUTRAL	0- 0	0- 0	0- 0				

RPI 1-25			RPI 26-50			RPI 51-100			RPI 101+ Team's RPI: 235		
RPI	S	Opponent	Score	RPI	S	Opponent	Score	RPI	S	Opponent	Score
10	A	Arizona St.	49 70					106	N	Toledo	75 88
								109	H	Stony Brook	71 79
								146	H	Harvard	66 69
								184	A	UMBC	70 68
								185	A	Cornell	73 84
								185	H	Cornell	59 66
								196	A	Rhode Island	56 57
								215	H	Binghamton	71 64
								263	H	Loyola Maryland	63 53
								272	H	Dartmouth	73 76
								275	H	Saint Francis (PA)	82 78
								277	H	Vermont	73 56
								314	A	Fairleigh Dickinson	87 83
								323	A	UMass Lowell	67 57
								326	A	LIU Brooklyn	84 74
								336	H	NJIT	72 52
								337	H	Wagner	67 48
LAST 12 Division I GAMES:											
146	H	Harvard	66 69	337	H	Wagner	67 48				
272	H	Dartmouth	73 76	326	A	LIU Brooklyn	84 74				
185	A	Cornell	73 84	196	A	Rhode Island	56 57				
185	H	Cornell	59 66	215	H	Binghamton	71 64				
336	H	NJIT	72 52	10	A	Arizona St.	49 70				
314	A	Fairleigh Dickinson	87 83	106	N	Toledo	75 88				

Non-Div I Games: Central Penn 102 18

Columbia

■ Loss, 
 ■ Non-Conf, S Site, 
 ■ Home 
 ■ Away 
 N Neutral

Average RPI Win:	314	WON-LOST	WINNING	LAST 10	STRENGTH OF	OPP. STRENGTH	TEAM	ADJ.	CONF.	ADJ CONF.
Average RPI Loss:	131	RECORD	PCT. RANK	GAMES	SCHEDULE	OF SCHEDULE	RPI	RPI	RPI	RPI
DIV. I ONLY	7- 11	235	5- 4	239	252	231	231	30	30	
DIV. I NON-CONF.	3- 8	258	1- 3	94	118	193	193	30	30	
TOTALS	RPI 1-25	RPI 26-50	W-L RECORDS	RPI 51-100	RPI 101-150	RPI 150+				
7- 11	0- 1	0- 1	OVERALL	0- 5	0- 0	7- 4				
4- 1	0- 0	0- 0	HOME	0- 0	0- 0	4- 1				
2- 9	0- 1	0- 1	AWAY	0- 4	0- 0	2- 3				
1- 1	0- 0	0- 0	NEUTRAL	0- 1	0- 0	1- 0				
3- 8	0- 1	0- 1	NON-CONFERENCE	0- 5	0- 0	3- 1				
1- 1	0- 0	0- 0	HOME	0- 0	0- 0	1- 1				
1- 6	0- 1	0- 1	AWAY	0- 4	0- 0	1- 0				
1- 1	0- 0	0- 0	NEUTRAL	0- 1	0- 0	1- 0				
4- 3	0- 0	0- 0	CONFERENCE	0- 0	0- 0	4- 3				
3- 0	0- 0	0- 0	HOME	0- 0	0- 0	3- 0				
1- 3	0- 0	0- 0	AWAY	0- 0	0- 0	1- 3				
0- 0	0- 0	0- 0	NEUTRAL	0- 0	0- 0	0- 0				

RPI 1-25				RPI 26-50				RPI 51-100				RPI 101+ Team's RPI: 231			
RPI	S	Opponent	Score	RPI	S	Opponent	Score	RPI	S	Opponent	Score	RPI	S	Opponent	Score
20	A	Syracuse	56 88	40	A	West Virginia	64 96	51	A	Miami (FL)	59 78	184	H	UMBC	61 68
								67	N	Auburn	54 69	240	A	Morgan St.	51 72
								89	A	Virginia	40 75	257	A	Bethune-Cookman	56 69
								90	A	Virginia Tech	39 72	276	H	N.C. A&T	65 59
								96	A	VCU	42 73	283	A	Towson	81 69
												296	H	UMES	61 54
												305	A	Florida A&M	73 79
												321	A	Howard	83 67
												332	N	Lafayette	64 57
												339	H	Mt. St. Mary's	66 55
												349	H	Norfolk St.	69 44
LAST 12 Division I GAMES:															
240	A	Morgan St.	51 72	349	H	Norfolk St.	69 44								
296	H	UMES	61 54	332	N	Lafayette	64 57								
276	H	N.C. A&T	65 59	89	A	Virginia	40 75								
305	A	Florida A&M	73 79	67	N	Auburn	54 69								
257	A	Bethune-Cookman	56 69	90	A	Virginia Tech	39 72								
321	A	Howard	83 67	20	A	Syracuse	56 88								

Non-Div I Games: Bowie St.

63 64

Coppin St.

Average RPI Win: <b>263</b>	WON-LOST	WINNING	LAST 10	STRENGTH OF	OPP. STRENGTH	TEAM	ADJ.	CONF.	ADJ CONF.
Average RPI Loss: <b>157</b>	RECORD	PCT. RANK	GAMES	SCHEDULE	OF SCHEDULE	RPI	RPI	RPI	RPI
DIV. I ONLY	11- 7	110	7- 3	263	285	185	185	10	10
DIV. I NON-CONF.	8- 6	136	5- 3	292	301	201	201	11	11
-----									
TOTALS	RPI 1-25	RPI 26-50	W-L RECORDS	RPI 51-100	RPI 101-150	RPI 150+			
11- 7	0- 1	0- 0	OVERALL	0- 0	0- 3	11- 3			
8- 2	0- 0	0- 0	HOME	0- 0	0- 2	8- 0			
3- 5	0- 1	0- 0	AWAY	0- 0	0- 1	3- 3			
0- 0	0- 0	0- 0	NEUTRAL	0- 0	0- 0	0- 0			
8- 6	0- 1	0- 0	NON-CONFERENCE	0- 0	0- 2	8- 3			
6- 1	0- 0	0- 0	HOME	0- 0	0- 1	6- 0			
2- 5	0- 1	0- 0	AWAY	0- 0	0- 1	2- 3			
0- 0	0- 0	0- 0	NEUTRAL	0- 0	0- 0	0- 0			
3- 1	0- 0	0- 0	CONFERENCE	0- 0	0- 1	3- 0			
2- 1	0- 0	0- 0	HOME	0- 0	0- 1	2- 0			
1- 0	0- 0	0- 0	AWAY	0- 0	0- 0	1- 0			
0- 0	0- 0	0- 0	NEUTRAL	0- 0	0- 0	0- 0			

RPI 1-25			RPI 26-50			RPI 51-100			RPI 101+ Team's RPI: 185		
RPI	S	Opponent	Score	RPI	S	Opponent	Score	RPI	S	Opponent	Score
6	A	Stanford	38 <b>93</b>					109	H	Stony Brook	49 <b>58</b>
								129	A	Buffalo	41 <b>59</b>
								146	H	Harvard	56 <b>65</b>
								169	A	Marshall	47 <b>73</b>
								206	A	Bryant	70 62
								215	H	Binghamton	64 57
								217	A	Hartford	50 <b>53</b>
								223	H	Fairfield	59 35
								235	A	Columbia	66 59
								235	H	Columbia	84 73
								272	H	Dartmouth	71 58
								275	H	Saint Francis (PA)	75 69
								283	H	Towson	88 60
								300	H	Colgate	73 60
								306	H	Delaware St.	71 62
								321	A	Howard	74 <b>76</b>
								341	A	Cal St. Fullerton	59 47
LAST 12 Division I GAMES:											
272	H	Dartmouth	71 58	215	H	Binghamton	64 57				
146	H	Harvard	56 <b>65</b>	341	A	Cal St. Fullerton	59 47				
235	H	Columbia	84 73	6	A	Stanford	38 <b>93</b>				
235	A	Columbia	66 59	223	H	Fairfield	59 35				
306	H	Delaware St.	71 62	109	H	Stony Brook	49 <b>58</b>				
321	A	Howard	74 <b>76</b>	283	H	Towson	88 60				

Non-Div I Games:

Cornell

Creighton

Through Games Of Feb. 3, 2016

Average RPI Win:	171	WON-LOST	WINNING	LAST 10	STRENGTH OF	OPP. STRENGTH	TEAM	ADJ.	CONF.	ADJ CONF.
Average RPI Loss:	78	RECORD	PCT. RANK	GAMES	SCHEDULE	OF SCHEDULE	RPI	RPI	RPI	RPI
DIV. I ONLY	11- 12	182	5- 5	71	72	125	125	6	6	
DIV. I NON-CONF.	6- 6	160	1- 0	107	109	129	129	6	6	
TOTALS	RPI 1-25	RPI 26-50	W-L RECORDS	RPI 51-100	RPI 101-150	RPI 150+				
11- 12	0- 1	0- 2	OVERALL	2- 7	2- 1	7- 1				
7- 4	0- 1	0- 1	HOME	1- 2	2- 0	4- 0				
2- 7	0- 0	0- 1	AWAY	1- 4	0- 1	1- 1				
2- 1	0- 0	0- 0	NEUTRAL	0- 1	0- 0	2- 0				
6- 6	0- 0	0- 0	NON-CONFERENCE	0- 4	1- 1	5- 1				
3- 1	0- 0	0- 0	HOME	0- 1	1- 0	2- 0				
1- 4	0- 0	0- 0	AWAY	0- 2	0- 1	1- 1				
2- 1	0- 0	0- 0	NEUTRAL	0- 1	0- 0	2- 0				
5- 6	0- 1	0- 2	CONFERENCE	2- 3	1- 0	2- 0				
4- 3	0- 1	0- 1	HOME	1- 1	1- 0	2- 0				
1- 3	0- 0	0- 1	AWAY	1- 2	0- 0	0- 0				
0- 0	0- 0	0- 0	NEUTRAL	0- 0	0- 0	0- 0				

RPI S	Opponent	Score	RPI S	Opponent	Score	RPI S	Opponent	Score	RPI S	Opponent	Score	Team's RPI: 125
18	H Seton Hall	82 86	29	A DePaul	63 81	59	H South Dakota St.	51 53	102	A Drake	72 81	
			42	H St. John's (NY)	55 66	60	A Villanova	65 62	114	H UNI	69 61	
						60	H Villanova	53 48	137	H Xavier	74 47	
						62	A Nebraska	63 65	173	H Butler	77 49	
						68	A Utah	58 74	177	N East Carolina	91 66	
						77	A Marquette	72 79	180	N Eastern Wash.	66 60	
						82	N Northwestern	52 75	187	H Marist	89 46	
						100	A Georgetown	57 69	202	A Kansas	54 67	
						100	H Georgetown	44 57	233	H Providence	72 48	
									265	A Omaha	69 46	
									290	H Wichita St.	79 54	
LAST 12 Division I GAMES:												
100	H Georgetown	44 57	137	H Xavier	74 47							
60	H Villanova	53 48	60	A Villanova	65 62							
77	A Marquette	72 79	100	A Georgetown	57 69							
29	A DePaul	63 81	18	H Seton Hall	82 86							
233	H Providence	72 48	42	H St. John's (NY)	55 66							
173	H Butler	77 49	114	H UNI	69 61							

Non-Div I Games:

Creighton

Loss, Non-Conf, S Site, H Home A Away N Neutral

Average RPI Win:	262	WON-LOST	WINNING	LAST 10	STRENGTH OF	OPP. STRENGTH	TEAM	ADJ.	CONF.	ADJ CONF.
Average RPI Loss:	178	RECORD	PCT. RANK	GAMES	SCHEDULE	OF SCHEDULE	RPI	RPI	RPI	RPI
DIV. I ONLY	7- 13	250	5- 5	282	273	272	272	10	10	
DIV. I NON-CONF.	5- 11	244	4- 4	300	307	306	306	11	11	
TOTALS	RPI 1-25	RPI 26-50	W-L RECORDS	RPI 51-100	RPI 101-150	RPI 150+				
7- 13	0- 1	0- 0	OVERALL	0- 2	1- 2	6- 8				
2- 6	0- 0	0- 0	HOME	0- 1	0- 1	2- 4				
5- 5	0- 1	0- 0	AWAY	0- 1	1- 0	4- 3				
0- 2	0- 0	0- 0	NEUTRAL	0- 0	0- 1	0- 1				
5- 11	0- 1	0- 0	NON-CONFERENCE	0- 2	0- 1	5- 7				
2- 5	0- 0	0- 0	HOME	0- 1	0- 0	2- 4				
3- 4	0- 1	0- 0	AWAY	0- 1	0- 0	3- 2				
0- 2	0- 0	0- 0	NEUTRAL	0- 0	0- 1	0- 1				
2- 2	0- 0	0- 0	CONFERENCE	0- 0	1- 1	1- 1				
0- 1	0- 0	0- 0	HOME	0- 0	0- 1	0- 0				
2- 1	0- 0	0- 0	AWAY	0- 0	1- 0	1- 1				
0- 0	0- 0	0- 0	NEUTRAL	0- 0	0- 0	0- 0				

RPI S	Opponent	Score	RPI S	Opponent	Score	RPI S	Opponent	Score	RPI S	Opponent	Score	Team's RPI: 272
13	A Louisville	52 94				74	A Drexel	53 69	146	A Harvard	70 64	
						94	H Maine	41 59	146	H Harvard	43 56	
									150	N McNeese St.	56 78	
									178	N Jacksonville	44 51	
									185	A Cornell	58 71	
									194	A Oakland	60 78	
									196	H Rhode Island	41 57	
									217	A Hartford	43 36	
									235	A Columbia	76 73	
									253	H American	41 45	
									267	H New Hampshire	57 61	
									270	A Holy Cross	60 54	
									277	H Vermont	54 56	
									282	A Central Conn. St.	55 59	
									286	H Niagara	60 47	
									336	A NJIT	46 39	
									347	H Boston U.	72 52	
LAST 12 Division I GAMES:												
185	A Cornell	58 71	270	A Holy Cross	60 54							
235	A Columbia	76 73	286	H Niagara	60 47							
146	A Harvard	70 64	253	H American	41 45							
146	H Harvard	43 56	13	A Louisville	52 94							
336	A NJIT	46 39	217	A Hartford	43 36							
282	A Central Conn. St.	55 59	277	H Vermont	54 56							

Non-Div I Games:

Dartmouth

■ Loss, 
■ Non-Conf, S Site, 
■ Home 
■ Away 
N Neutral

Average RPI Win:	228	WON-LOST	WINNING	LAST 10	STRENGTH OF	OPP. STRENGTH	TEAM	ADJ.	CONF.	ADJ CONF.
Average RPI Loss:	100	RECORD	PCT. RANK	GAMES	SCHEDULE	OF SCHEDULE	RPI	RPI	RPI	RPI
DIV. I ONLY	10- 13	211	4- 6	132	115	170	170	7	7	
DIV. I NON-CONF.	6- 7	176	0- 2	207	169	189	189	8	8	
TOTALS	RPI 1-25	RPI 26-50	W-L RECORDS	RPI 51-100	RPI 101-150	RPI 150+				
10- 13	0- 1	0- 4	OVERALL	1- 3	0- 1	9- 4				
4- 6	0- 1	0- 2	HOME	0- 2	0- 0	4- 1				
5- 7	0- 0	0- 2	AWAY	1- 1	0- 1	4- 3				
1- 0	0- 0	0- 0	NEUTRAL	0- 0	0- 0	1- 0				
6- 7	0- 1	0- 1	NON-CONFERENCE	0- 2	0- 1	6- 2				
2- 3	0- 1	0- 0	HOME	0- 1	0- 0	2- 1				
3- 4	0- 0	0- 1	AWAY	0- 1	0- 1	3- 1				
1- 0	0- 0	0- 0	NEUTRAL	0- 0	0- 0	1- 0				
4- 6	0- 0	0- 3	CONFERENCE	1- 1	0- 0	3- 2				
2- 3	0- 0	0- 2	HOME	0- 1	0- 0	2- 0				
2- 3	0- 0	0- 1	AWAY	1- 0	0- 0	1- 2				
0- 0	0- 0	0- 0	NEUTRAL	0- 0	0- 0	0- 0				

RPI 1-25				RPI 26-50				RPI 51-100				RPI 101+				Team's RPI: 170	
RPI	S	Opponent	Score	RPI	S	Opponent	Score	RPI	S	Opponent	Score	RPI	S	Opponent	Score		
17	H	Michigan St.	44 73	33	H	St. Bonaventure	47 59	65	A	James Madison	45 87	148	A	Wake Forest	58 77		
				36	A	North Carolina St.	42 58	85	H	Saint Louis	50 79	151	H	ETSU	58 65		
				37	H	George Washington	60 79	87	H	Charlotte	88 99	160	A	Fordham	40 51		
				50	A	Dayton	66 77	96	A	VCU	56 50	160	H	Fordham	69 51		
												186	H	George Mason	68 63		
												196	A	Rhode Island	62 78		
												222	A	Furman	69 51		
												229	A	Radford	68 79		
												234	N	Bowling Green	60 56		
												239	A	High Point	62 60		
												251	A	UNCW	77 50		
												280	A	La Salle	66 58		
												302	H	Western Caro.	64 51		
												307	H	South Carolina St.	63 51		
LAST 12 Division I GAMES:																	
				186	H	George Mason	68 63	33	H	St. Bonaventure	47 59						
				50	A	Dayton	66 77	85	H	Saint Louis	50 79						
				37	H	George Washington	60 79	280	A	La Salle	66 58						
				196	A	Rhode Island	62 78	160	A	Fordham	40 51						
				160	H	Fordham	69 51	65	A	James Madison	45 87						
				96	A	VCU	56 50	87	H	Charlotte	88 99						

Non-Div I Games:

Davidson

■ Loss, 
 ■ Non-Conf, 
 S Site, 
 ■ Home 
 ■ Away 
 N Neutral

Average RPI Win:	120	WON-LOST	WINNING	LAST 10	STRENGTH OF	OPP. STRENGTH	TEAM	ADJ.	CONF.	ADJ CONF.
Average RPI Loss:	47	RECORD	PCT. RANK	GAMES	SCHEDULE	OF SCHEDULE	RPI	RPI	RPI	RPI
DIV. I ONLY	11- 9	145	4- 6	5	33	50	50	7	7	
DIV. I NON-CONF.	7- 4	110	1- 2	6	4	15	15	8	8	
TOTALS	RPI 1-25	RPI 26-50	W-L RECORDS	RPI 51-100	RPI 101-150	RPI 150+				
11- 9	1- 2	2- 4	OVERALL	3- 3	1- 0	4- 0				
5- 4	0- 0	2- 2	HOME	1- 2	0- 0	2- 0				
4- 4	0- 1	0- 2	AWAY	1- 1	1- 0	2- 0				
2- 1	1- 1	0- 0	NEUTRAL	1- 0	0- 0	0- 0				
7- 4	1- 2	2- 1	NON-CONFERENCE	2- 1	1- 0	1- 0				
4- 1	0- 0	2- 0	HOME	1- 1	0- 0	1- 0				
1- 2	0- 1	0- 1	AWAY	0- 0	1- 0	0- 0				
2- 1	1- 1	0- 0	NEUTRAL	1- 0	0- 0	0- 0				
4- 5	0- 0	0- 3	CONFERENCE	1- 2	0- 0	3- 0				
1- 3	0- 0	0- 2	HOME	0- 1	0- 0	1- 0				
3- 2	0- 0	0- 1	AWAY	1- 1	0- 0	2- 0				
0- 0	0- 0	0- 0	NEUTRAL	0- 0	0- 0	0- 0				

RPI 1-25				RPI 26-50				Team's RPI: 50	RPI 51-100				RPI 101+			
RPI	S	Opponent	Score	RPI	S	Opponent	Score		RPI	S	Opponent	Score	RPI	S	Opponent	Score
6	N	Stanford	66 74	26	A	Duquesne	58 89		84	H	Gonzaga	47 57	106	A	Toledo	83 57
13	N	Louisville	79 66	33	H	St. Bonaventure	54 59		85	A	Saint Louis	56 70	165	H	Wisconsin	87 64
23	A	Green Bay	52 68	34	A	Purdue	58 61		88	A	Saint Joseph's	71 61	170	H	Davidson	77 66
				37	H	George Washington	61 62		94	N	Maine	58 37	209	A	Richmond	60 48
				48	H	Princeton	85 81		96	H	VCU	72 74	280	A	La Salle	67 51
				49	H	Vanderbilt	81 56		99	H	Yale	81 75				
LAST 12 Division I GAMES:																
170	H	Davidson	77 66	37	H	George Washington	61 62									
280	A	La Salle	67 51	209	A	Richmond	60 48									
88	A	Saint Joseph's	71 61	26	A	Duquesne	58 89									
33	H	St. Bonaventure	54 59	23	A	Green Bay	52 68									
85	A	Saint Louis	56 70	48	H	Princeton	85 81									
96	H	VCU	72 74	84	H	Gonzaga	47 57									

Non-Div I Games:

Dayton



Average RPI Win:	131	WON-LOST	WINNING	LAST 10	STRENGTH OF	OPP. STRENGTH	TEAM	ADJ.	CONF.	ADJ CONF.
Average RPI Loss:	43	RECORD	PCT. RANK	GAMES	SCHEDULE	OF SCHEDULE	RPI	RPI	RPI	RPI
DIV. I ONLY	17- 7	69	1- 2	14	39	29	29	6	6	
DIV. I NON-CONF.	8- 5	119	0- 1	12	33	44	44	6	6	
TOTALS	RPI 1-25	RPI 26-50	W-L RECORDS	RPI 51-100	RPI 101-150	RPI 150+				
17- 7	2- 4	3- 0	OVERALL	4- 2	3- 0	5- 1				
11- 4	0- 2	2- 0	HOME	3- 1	2- 0	4- 1				
6- 3	2- 2	1- 0	AWAY	1- 1	1- 0	1- 0				
0- 0	0- 0	0- 0	NEUTRAL	0- 0	0- 0	0- 0				
8- 5	1- 3	1- 0	NON-CONFERENCE	2- 1	1- 0	3- 1				
6- 2	0- 1	1- 0	HOME	1- 0	1- 0	3- 1				
2- 3	1- 2	0- 0	AWAY	1- 1	0- 0	0- 0				
0- 0	0- 0	0- 0	NEUTRAL	0- 0	0- 0	0- 0				
9- 2	1- 1	2- 0	CONFERENCE	2- 1	2- 0	2- 0				
5- 2	0- 1	1- 0	HOME	2- 1	1- 0	1- 0				
4- 0	1- 0	1- 0	AWAY	0- 0	1- 0	1- 0				
0- 0	0- 0	0- 0	NEUTRAL	0- 0	0- 0	0- 0				

RPI 1-25				RPI 26-50				RPI 51-100				RPI 101+			
RPI	S	Opponent	Score	RPI	S	Opponent	Score	RPI	S	Opponent	Score	RPI	S	Opponent	Score
1	A	Notre Dame	90 95	33	H	St. Bonaventure	77 54	54	H	Indiana	84 69	125	H	Creighton	81 63
3	A	Baylor	72 86	42	A	St. John's (NY)	71 61	59	A	South Dakota St.	79 88	137	A	Xavier	70 53
4	H	UConn	70 86	42	H	St. John's (NY)	77 71	60	H	Villanova	60 64	139	H	Southern Ill.	105 61
16	A	Texas A&M	80 66					77	H	Marquette	91 86	157	H	Loyola Chicago	75 88
18	A	Seton Hall	86 74					82	A	Northwestern	77 64	173	A	Butler	61 54
18	H	Seton Hall	74 83					100	H	Georgetown	75 53	233	H	Providence	96 50
												300	H	Colgate	96 46
												317	H	Illinois St.	89 41
												338	H	Chicago St.	88 42
LAST 12 Division I GAMES:															
3	A	Baylor	72 86	173	A	Butler	61 54								
42	H	St. John's (NY)	77 71	60	H	Villanova	60 64								
18	H	Seton Hall	74 83	100	H	Georgetown	75 53								
233	H	Providence	96 50	18	A	Seton Hall	86 74								
125	H	Creighton	81 63	42	A	St. John's (NY)	71 61								
137	A	Xavier	70 53	77	H	Marquette	91 86								

Non-Div I Games:

DePaul

■ Loss, 
■ Non-Conf, S Site, 
■ Home 
■ Away 
N Neutral

Delaware

Through Games Of Feb. 3, 2016

Average RPI Win: <b>238</b>	WON-LOST	WINNING	LAST 10	STRENGTH OF	OPP. STRENGTH	TEAM	ADJ.	CONF.	ADJ CONF.
Average RPI Loss: <b>122</b>	RECORD	PCT. RANK	GAMES	SCHEDULE	OF SCHEDULE	RPI	RPI	RPI	RPI
DIV. I ONLY	10- 10	165	5- 5	250	146	195	195	13	13
DIV. I NON-CONF.	5- 6	180	1- 2	304	202	229	229	12	12
TOTALS	RPI 1-25	RPI 26-50	W-L RECORDS	RPI 51-100	RPI 101-150	RPI 150+			
10- 10	0- 0	0- 0	OVERALL	0- 5	0- 1	10- 4			
6- 2	0- 0	0- 0	HOME	0- 1	0- 0	6- 1			
3- 7	0- 0	0- 0	AWAY	0- 4	0- 1	3- 2			
1- 1	0- 0	0- 0	NEUTRAL	0- 0	0- 0	1- 1			
5- 6	0- 0	0- 0	NON-CONFERENCE	0- 1	0- 1	5- 4			
2- 1	0- 0	0- 0	HOME	0- 0	0- 0	2- 1			
2- 4	0- 0	0- 0	AWAY	0- 1	0- 1	2- 2			
1- 1	0- 0	0- 0	NEUTRAL	0- 0	0- 0	1- 1			
5- 4	0- 0	0- 0	CONFERENCE	0- 4	0- 0	5- 0			
4- 1	0- 0	0- 0	HOME	0- 1	0- 0	4- 0			
1- 3	0- 0	0- 0	AWAY	0- 3	0- 0	1- 0			
0- 0	0- 0	0- 0	NEUTRAL	0- 0	0- 0	0- 0			

RPI 1-25				RPI 26-50				RPI 51-100				RPI 101+ Team's RPI: 195					
RPI	S	Opponent	Score	RPI	S	Opponent	Score	RPI	S	Opponent	Score	RPI	S	Opponent	Score		
								65	A	James Madison	55	75	103	A	Bucknell	51	80
								66	A	Hofstra	49	58	160	A	Fordham	55	48
								74	A	Drexel	43	47	165	N	Wisconsin	52	54
								74	H	Drexel	53	54	166	A	Col. of Charleston	63	47
								100	A	Georgetown	50	61	177	H	East Carolina	58	68
													186	A	George Mason	83	90
													187	A	Marist	56	50
													192	H	William & Mary	67	63
													200	H	Northeastern	59	52
													207	A	Robert Morris	50	53
													251	H	UNCW	67	59
													277	H	Vermont	71	60
													283	H	Towson	69	64
													329	N	North Dakota St.	62	50
													332	H	Lafayette	67	47
LAST 12 Division I GAMES:																	
				74	A	Drexel	43	47	200	H	Northeastern	59	52				
				65	A	James Madison	55	75	251	H	UNCW	67	59				
				192	H	William & Mary	67	63	66	A	Hofstra	49	58				
				74	H	Drexel	53	54	207	A	Robert Morris	50	53				
				283	H	Towson	69	64	277	H	Vermont	71	60				
				166	A	Col. of Charleston	63	47	103	A	Bucknell	51	80				

Non-Div I Games:

Delaware

Loss, Non-Conf, S Site, H Home A Away N Neutral

Average RPI Win:	310	WON-LOST	WINNING	LAST 10	STRENGTH OF	OPP. STRENGTH	TEAM	ADJ.	CONF.	ADJ CONF.
Average RPI Loss:	181	RECORD	PCT. RANK	GAMES	SCHEDULE	OF SCHEDULE	RPI	RPI	RPI	RPI
DIV. I ONLY	7- 13	250	5- 5	311	317	306	306	30	30	
DIV. I NON-CONF.	3- 10	277	2- 3	205	274	293	293	30	30	
TOTALS	RPI 1-25	RPI 26-50	W-L RECORDS	RPI 51-100	RPI 101-150	RPI 150+				
7- 13	0- 0	0- 1	OVERALL	0- 2	0- 2	7- 8				
5- 5	0- 0	0- 0	HOME	0- 1	0- 0	5- 4				
1- 8	0- 0	0- 1	AWAY	0- 1	0- 2	1- 4				
1- 0	0- 0	0- 0	NEUTRAL	0- 0	0- 0	1- 0				
3- 10	0- 0	0- 1	NON-CONFERENCE	0- 2	0- 2	3- 5				
2- 4	0- 0	0- 0	HOME	0- 1	0- 0	2- 3				
0- 6	0- 0	0- 1	AWAY	0- 1	0- 2	0- 2				
1- 0	0- 0	0- 0	NEUTRAL	0- 0	0- 0	1- 0				
4- 3	0- 0	0- 0	CONFERENCE	0- 0	0- 0	4- 3				
3- 1	0- 0	0- 0	HOME	0- 0	0- 0	3- 1				
1- 2	0- 0	0- 0	AWAY	0- 0	0- 0	1- 2				
0- 0	0- 0	0- 0	NEUTRAL	0- 0	0- 0	0- 0				

RPI 1-25				RPI 26-50				RPI 51-100				RPI 101+				Team's RPI: 306
RPI	S	Opponent	Score	RPI	S	Opponent	Score	RPI	S	Opponent	Score	RPI	S	Opponent	Score	
				40	A	West Virginia	34 77	66	H	Hofstra	49 66	132	A	Pittsburgh	43 77	
								70	A	Temple	59 100	135	A	Fla. Atlantic	55 83	
												160	A	Fordham	58 74	
												185	A	Cornell	62 71	
												192	H	William & Mary	59 65	
												214	H	Lehigh	49 83	
												240	A	Morgan St.	49 56	
												256	N	Appalachian St.	76 69	
												276	H	N.C. A&T	64 84	
												294	A	Savannah St.	67 59	
												304	H	Longwood	88 63	
												307	A	South Carolina St.	48 61	
												307	H	South Carolina St.	79 61	
												321	H	Howard	87 86	
												337	H	Wagner	66 44	
												339	H	Mt. St. Mary's	41 54	
												348	H	N.C. Central	66 56	
LAST 12 Division I GAMES:																
				307	H	South Carolina St.	79 61					240	A	Morgan St.	49 56	
				276	H	N.C. A&T	64 84					185	A	Cornell	62 71	
				348	H	N.C. Central	66 56					66	H	Hofstra	49 66	
				294	A	Savannah St.	67 59					304	H	Longwood	88 63	
				307	A	South Carolina St.	48 61					70	A	Temple	59 100	
				321	H	Howard	87 86					337	H	Wagner	66 44	

Non-Div I Games:

Delaware St.

■ Loss, 
 ■ Non-Conf, 
 ■ S Site, 
 ■ H Home 
 ■ A Away 
 N Neutral

Average RPI Win:	299	WON-LOST	WINNING	LAST 10	STRENGTH OF	OPP. STRENGTH	TEAM	ADJ.	CONF.	ADJ CONF.
Average RPI Loss:	177	RECORD	PCT. RANK	GAMES	SCHEDULE	OF SCHEDULE	RPI	RPI	RPI	RPI
DIV. I ONLY	4- 18	322	2- 8	192	287	299	299	20	20	
DIV. I NON-CONF.	2- 11	306	0- 3	162	312	281	281	21	21	
TOTALS	RPI 1-25	RPI 26-50	W-L RECORDS	RPI 51-100	RPI 101-150	RPI 150+				
4- 18	0- 1	0- 0	OVERALL	0- 3	0- 2	4- 12				
2- 7	0- 0	0- 0	HOME	0- 2	0- 1	2- 4				
2- 9	0- 0	0- 0	AWAY	0- 0	0- 0	2- 1				
0- 2	0- 1	0- 0	NEUTRAL	0- 0	0- 0	0- 1				
2- 11	0- 1	0- 0	NON-CONFERENCE	0- 1	0- 1	2- 8				
0- 6	0- 0	0- 0	HOME	0- 1	0- 1	0- 4				
2- 3	0- 0	0- 0	AWAY	0- 0	0- 0	2- 3				
0- 2	0- 1	0- 0	NEUTRAL	0- 0	0- 0	0- 1				
2- 7	0- 0	0- 0	CONFERENCE	0- 2	0- 1	2- 4				
2- 1	0- 0	0- 0	HOME	0- 1	0- 0	2- 0				
0- 6	0- 0	0- 0	AWAY	0- 1	0- 1	0- 4				
0- 0	0- 0	0- 0	NEUTRAL	0- 0	0- 0	0- 0				

RPI S	Opponent	Score	RPI S	Opponent	Score	RPI S	Opponent	Score	RPI S	Opponent	Score
1 N	Notre Dame	52 94				59 H	South Dakota St.	39 76	124 A	IUPUI	75 81
						61 H	Colorado St.	46 74	133 H	Long Beach St.	41 48
						83 A	South Dakota	60 85	154 A	Oral Roberts	33 65
									163 N	Louisiana Tech	53 58
									181 H	Weber St.	49 61
									183 H	Northern Colo.	51 60
									191 A	Milwaukee	56 49
									208 H	Ill.-Chicago	46 56
									221 A	Seattle	51 59
									227 A	Western Ill.	60 63
									245 H	Wyoming	64 75
									248 A	Pepperdine	60 64
									265 A	Omaha	55 67
									295 A	UMKC	58 68
									329 H	North Dakota St.	64 53
									334 A	IPFW	49 61
									334 H	IPFW	53 50
									343 A	Air Force	57 48
LAST 12 Division I GAMES:											
334 A	IPFW	49 61	329 H	North Dakota St.	64 53						
124 A	IUPUI	75 81	83 A	South Dakota	60 85						
154 A	Oral Roberts	33 65	59 H	South Dakota St.	39 76						
265 A	Omaha	55 67	133 H	Long Beach St.	41 48						
227 A	Western Ill.	60 63	61 H	Colorado St.	46 74						
334 H	IPFW	53 50	208 H	Ill.-Chicago	46 56						

Non-Div I Games:

Denver

Average RPI Win:	236	WON-LOST	WINNING	LAST 10	STRENGTH OF	OPP. STRENGTH	TEAM	ADJ.	CONF.	ADJ CONF.
Average RPI Loss:	102	RECORD	PCT. RANK	GAMES	SCHEDULE	OF SCHEDULE	RPI	RPI	RPI	RPI
DIV. I ONLY	8- 11	218	5- 5	104	145	188	188	14	14	
DIV. I NON-CONF.	3- 7	248	0- 3	160	99	258	258	15	15	
TOTALS	RPI 1-25	RPI 26-50	W-L RECORDS	RPI 51-100	RPI 101-150	RPI 150+				
8- 11	0- 3	0- 1	OVERALL	0- 1	0- 4	8- 2				
5- 6	0- 0	0- 0	HOME	0- 1	0- 3	5- 2				
3- 5	0- 3	0- 1	AWAY	0- 0	0- 1	3- 0				
0- 0	0- 0	0- 0	NEUTRAL	0- 0	0- 0	0- 0				
3- 7	0- 2	0- 1	NON-CONFERENCE	0- 1	0- 2	3- 1				
3- 3	0- 0	0- 0	HOME	0- 1	0- 1	3- 1				
0- 4	0- 2	0- 1	AWAY	0- 0	0- 1	0- 0				
0- 0	0- 0	0- 0	NEUTRAL	0- 0	0- 0	0- 0				
5- 4	0- 1	0- 0	CONFERENCE	0- 0	0- 2	5- 1				
2- 3	0- 0	0- 0	HOME	0- 0	0- 2	2- 1				
3- 1	0- 1	0- 0	AWAY	0- 0	0- 0	3- 0				
0- 0	0- 0	0- 0	NEUTRAL	0- 0	0- 0	0- 0				

RPI S	Opponent	Score	RPI S	Opponent	Score	RPI S	Opponent	Score	RPI S	Opponent	Score	Team's RPI: 188
14	A Maryland	41 97	33	A St. Bonaventure	73 84	71	H Michigan	61 88	107	H Wright St.	71 89	
17	A Michigan St.	42 81							110	H Youngstown St.	70 72	
23	A Green Bay	36 58							119	H Eastern Mich.	68 85	
									126	A Western Mich.	66 70	
									159	H Northern Ky.	66 65	
									191	A Milwaukee	89 79	
									194	H Oakland	73 79	
									197	A Valparaiso	72 66	
									208	A Ill.-Chicago	89 80	
									211	H Cincinnati	77 68	
									286	H Niagara	80 75	
									301	H Cleveland St.	82 68	
									303	H Bradley	67 75	
									334	H IPFW	64 63	
LAST 12 Division I GAMES:												
23	A Green Bay	36 58	197	A Valparaiso	72 66							
191	A Milwaukee	89 79	301	H Cleveland St.	82 68							
194	H Oakland	73 79	110	H Youngstown St.	70 72							
159	H Northern Ky.	66 65	119	H Eastern Mich.	68 85							
107	H Wright St.	71 89	17	A Michigan St.	42 81							
208	A Ill.-Chicago	89 80	126	A Western Mich.	66 70							

Non-Div I Games: Salem Int'l 81 50

Detroit

## Drake

Through Games Of Feb. 3, 2016

Average RPI Win: <b>202</b>	WON-LOST	WINNING	LAST 10	STRENGTH OF	OPP. STRENGTH	TEAM	ADJ.	CONF.	ADJ CONF.
Average RPI Loss: <b>111</b>	RECORD	PCT. RANK	GAMES	SCHEDULE	OF SCHEDULE	RPI	RPI	RPI	RPI
DIV. I ONLY	13- 6	76	7- 3	184	139	102	102	21	21
DIV. I NON-CONF.	6- 4	125	0- 2	89	57	82	82	17	17
TOTALS	RPI 1-25	RPI 26-50	W-L RECORDS	RPI 51-100	RPI 101-150	RPI 150+			
13- 6	0- 1	0- 1	OVERALL	2- 1	1- 2	10- 1			
6- 3	0- 1	0- 0	HOME	1- 0	1- 2	4- 0			
6- 3	0- 0	0- 1	AWAY	1- 1	0- 0	5- 1			
1- 0	0- 0	0- 0	NEUTRAL	0- 0	0- 0	1- 0			
6- 4	0- 1	0- 1	NON-CONFERENCE	1- 1	1- 0	4- 1			
3- 1	0- 1	0- 0	HOME	1- 0	1- 0	1- 0			
2- 3	0- 0	0- 1	AWAY	0- 1	0- 0	2- 1			
1- 0	0- 0	0- 0	NEUTRAL	0- 0	0- 0	1- 0			
7- 2	0- 0	0- 0	CONFERENCE	1- 0	0- 2	6- 0			
3- 2	0- 0	0- 0	HOME	0- 0	0- 2	3- 0			
4- 0	0- 0	0- 0	AWAY	1- 0	0- 0	3- 0			
0- 0	0- 0	0- 0	NEUTRAL	0- 0	0- 0	0- 0			

RPI 1-25				RPI 26-50				RPI 51-100				RPI 101+ Team's RPI: 102			
RPI	S	Opponent	Score	RPI	S	Opponent	Score	RPI	S	Opponent	Score	RPI	S	Opponent	Score
23	H	Green Bay	61 <b>86</b>	43	A	Iowa	76 <b>89</b>	83	A	South Dakota	87 <b>92</b>	114	H	UNI	73 <b>79</b>
								91	H	Iowa St.	74 70	125	H	Creighton	81 72
								98	A	Missouri St.	82 75	139	H	Southern Ill.	67 <b>77</b>
												157	A	Loyola Chicago	81 65
												165	A	Wisconsin	89 70
												168	A	UNLV	76 68
												172	H	North Dakota	73 63
												189	N	Tulsa	91 80
												243	H	Indiana St.	80 55
												264	A	Northern Ill.	73 <b>87</b>
												290	A	Wichita St.	87 56
												303	A	Bradley	76 64
												310	H	Evansville	94 52
												317	H	Illinois St.	76 41
LAST 12 Division I GAMES:															
157	A	Loyola Chicago	81 65	98	A	Missouri St.	82 75								
303	A	Bradley	76 64	310	H	Evansville	94 52								
114	H	UNI	73 <b>79</b>	139	H	Southern Ill.	67 <b>77</b>								
317	H	Illinois St.	76 41	43	A	Iowa	76 <b>89</b>								
243	H	Indiana St.	80 55	264	A	Northern Ill.	73 <b>87</b>								
290	A	Wichita St.	87 56	23	H	Green Bay	61 <b>86</b>								

Non-Div I Games: William Penn 100 61

Drake

■ Loss, 
 ■ Non-Conf, S Site, 
 ■ Home 
 ■ Away 
 N Neutral

Average RPI Win: <b>153</b>	WON-LOST	WINNING	LAST 10	STRENGTH OF	OPP. STRENGTH	TEAM	ADJ.	CONF.	ADJ CONF.
Average RPI Loss: <b>87</b>	RECORD	PCT. RANK	GAMES	SCHEDULE	OF SCHEDULE	RPI	RPI	RPI	RPI
DIV. I ONLY	<b>11- 9</b>	<b>145</b>	<b>7- 3</b>	<b>33</b>	<b>96</b>	<b>74</b>	<b>74</b>	<b>13</b>	<b>13</b>
DIV. I NON-CONF.	<b>4- 7</b>	<b>222</b>	<b>1- 2</b>	<b>16</b>	<b>40</b>	<b>121</b>	<b>121</b>	<b>12</b>	<b>12</b>
TOTALS	RPI 1-25	RPI 26-50	W-L RECORDS	RPI 51-100	RPI 101-150	RPI 150+			
11- 9	0- 1	1- 3	OVERALL	2- 3	1- 0	7- 2			
7- 2	0- 0	1- 1	HOME	2- 0	1- 0	3- 1			
4- 5	0- 1	0- 2	AWAY	0- 2	0- 0	4- 0			
0- 2	0- 0	0- 0	NEUTRAL	0- 1	0- 0	0- 1			
4- 7	0- 1	1- 3	NON-CONFERENCE	0- 2	1- 0	2- 1			
3- 1	0- 0	1- 1	HOME	0- 0	1- 0	1- 0			
1- 4	0- 1	0- 2	AWAY	0- 1	0- 0	1- 0			
0- 2	0- 0	0- 0	NEUTRAL	0- 1	0- 0	0- 1			
7- 2	0- 0	0- 0	CONFERENCE	2- 1	0- 0	5- 1			
4- 1	0- 0	0- 0	HOME	2- 0	0- 0	2- 1			
3- 1	0- 0	0- 0	AWAY	0- 1	0- 0	3- 0			
0- 0	0- 0	0- 0	NEUTRAL	0- 0	0- 0	0- 0			

RPI 1-25				RPI 26-50				RPI 51-100 Team's RPI: 74				RPI 101+			
RPI	S	Opponent	Score	RPI	S	Opponent	Score	RPI	S	Opponent	Score	RPI	S	Opponent	Score
20	A	Syracuse	62 <b>83</b>	33	H	St. Bonaventure	58 46	60	N	Villanova	55 <b>67</b>	130	H	Quinnipiac	62 49
				41	A	South Fla.	58 <b>73</b>	65	A	James Madison	56 <b>67</b>	156	A	Hampton	57 36
				44	A	Penn	67 <b>72</b>	66	H	Hofstra	67 64	166	H	Col. of Charleston	66 54
				49	H	Vanderbilt	64 <b>74</b>	79	H	Elon	74 31	192	A	William & Mary	67 50
								88	A	Saint Joseph's	46 <b>53</b>	195	A	Delaware	54 53
												195	H	Delaware	47 43
												200	A	Northeastern	53 49
												200	H	Northeastern	65 <b>73</b>
												220	N	Montana	50 <b>58</b>
												272	H	Dartmouth	69 53
LAST 12 Division I GAMES:															
195	H	Delaware	47 43	192	A	William & Mary	67 50								
66	H	Hofstra	67 64	200	H	Northeastern	65 <b>73</b>								
200	A	Northeastern	53 49	166	H	Col. of Charleston	66 54								
195	A	Delaware	54 53	20	A	Syracuse	62 <b>83</b>								
79	H	Elon	74 31	130	H	Quinnipiac	62 49								
65	A	James Madison	56 <b>67</b>	44	A	Penn	67 <b>72</b>								

Non-Div I Games:

Drexel

■ Loss, 
 ■ Non-Conf, S Site, 
 ■ Home 
 ■ Away 
 N Neutral

Average RPI Win:	157	WON-LOST	WINNING	LAST 10	STRENGTH OF	OPP. STRENGTH	TEAM	ADJ.	CONF.	ADJ CONF.
Average RPI Loss:	16	RECORD	PCT. RANK	GAMES	SCHEDULE	OF SCHEDULE	RPI	RPI	RPI	RPI
DIV. I ONLY	16- 7	73	6- 4	30	24	38	38	5	5	
DIV. I NON-CONF.	11- 3	54	2- 1	40	52	23	23	5	5	
TOTALS	RPI 1-25	RPI 26-50	W-L RECORDS	RPI 51-100	RPI 101-150	RPI 150+				
16- 7	0- 6	1- 1	OVERALL	3- 0	7- 0	5- 0				
10- 3	0- 2	0- 1	HOME	2- 0	4- 0	4- 0				
3- 4	0- 4	1- 0	AWAY	0- 0	1- 0	1- 0				
3- 0	0- 0	0- 0	NEUTRAL	1- 0	2- 0	0- 0				
11- 3	0- 3	1- 0	NON-CONFERENCE	2- 0	4- 0	4- 0				
7- 1	0- 1	0- 0	HOME	1- 0	2- 0	4- 0				
1- 2	0- 2	1- 0	AWAY	0- 0	0- 0	0- 0				
3- 0	0- 0	0- 0	NEUTRAL	1- 0	2- 0	0- 0				
5- 4	0- 3	0- 1	CONFERENCE	1- 0	3- 0	1- 0				
3- 2	0- 1	0- 1	HOME	1- 0	2- 0	0- 0				
2- 2	0- 2	0- 0	AWAY	0- 0	1- 0	1- 0				
0- 0	0- 0	0- 0	NEUTRAL	0- 0	0- 0	0- 0				

RPI 1-25				RPI 26-50				RPI 51-100				RPI 101+			
RPI	S	Opponent	Score	RPI	S	Opponent	Score	RPI	S	Opponent	Score	RPI	S	Opponent	Score
1	H	Notre Dame	61 68	36	H	North Carolina St.	62 65	75	H	Army West Point	72 61	104	H	Liberty	79 41
2	A	South Carolina	55 66	44	A	Penn	57 50	86	H	Boston College	71 51	108	H	Minnesota	84 64
13	A	Louisville	48 65					91	N	Iowa St.	86 48	117	N	Idaho	74 68
16	H	Texas A&M	66 72									120	H	North Carolina	71 55
20	A	Syracuse	50 86									132	A	Pittsburgh	70 48
22	A	Kentucky	61 71									148	H	Wake Forest	95 68
												149	N	Texas St.	85 34
												228	H	Massachusetts	70 46
												247	A	Clemson	72 43
												251	H	UNCW	78 56
												302	H	Western Caro.	84 47
												313	H	Winthrop	78 50
LAST 12 Division I GAMES:															
1	H	Notre Dame	61 68	13	A	Louisville	48 65								
132	A	Pittsburgh	70 48	148	H	Wake Forest	95 68								
120	H	North Carolina	71 55	20	A	Syracuse	50 86								
247	A	Clemson	72 43	251	H	UNCW	78 56								
86	H	Boston College	71 51	302	H	Western Caro.	84 47								
36	H	North Carolina St.	62 65	22	A	Kentucky	61 71								

Non-Div I Games:

Duke

■ Loss, 
 ■ Non-Conf, S Site, 
 ■ Home 
 ■ Away 
 N Neutral



Average RPI Win: <b>173</b>	WON-LOST	WINNING	LAST 10	STRENGTH OF	OPP. STRENGTH	TEAM	ADJ.	CONF.	ADJ CONF.
Average RPI Loss: <b>43</b>	RECORD	PCT. RANK	GAMES	SCHEDULE	OF SCHEDULE	RPI	RPI	RPI	RPI
DIV. I ONLY	19- 2	9	9- 1	106	128	26	26	7	7
DIV. I NON-CONF.	11- 1	16	2- 0	179	214	31	31	8	8
TOTALS	RPI 1-25	RPI 26-50	W-L RECORDS	RPI 51-100	RPI 101-150	RPI 150+			
19- 2	0- 0	4- 2	OVERALL	2- 0	2- 0	11- 0			
8- 1	0- 0	4- 1	HOME	0- 0	0- 0	4- 0			
10- 1	0- 0	0- 1	AWAY	2- 0	2- 0	6- 0			
1- 0	0- 0	0- 0	NEUTRAL	0- 0	0- 0	1- 0			
11- 1	0- 0	2- 1	NON-CONFERENCE	1- 0	2- 0	6- 0			
4- 0	0- 0	2- 0	HOME	0- 0	0- 0	2- 0			
6- 1	0- 0	0- 1	AWAY	1- 0	2- 0	3- 0			
1- 0	0- 0	0- 0	NEUTRAL	0- 0	0- 0	1- 0			
8- 1	0- 0	2- 1	CONFERENCE	1- 0	0- 0	5- 0			
4- 1	0- 0	2- 1	HOME	0- 0	0- 0	2- 0			
4- 0	0- 0	0- 0	AWAY	1- 0	0- 0	3- 0			
0- 0	0- 0	0- 0	NEUTRAL	0- 0	0- 0	0- 0			

RPI S	Opponent	Score	RPI S	Opponent	Score	RPI S	Opponent	Score	RPI S	Opponent	Score
			32	H Ohio	64 47	80	A Central Mich.	68 49	129	A Buffalo	79 62
			33	H St. Bonaventure	74 62	96	A VCU	71 67	132	A Pittsburgh	79 65
			37	H George Washington	52 70				160	H Fordham	55 40
			42	H St. John's (NY)	76 57				164	A New Mexico	78 69
			48	A Princeton	66 94				186	A George Mason	72 56
			50	H Dayton	89 58				196	A Rhode Island	79 70
									209	A Richmond	65 44
									228	H Massachusetts	73 64
									276	N N.C. A&T	81 67
									296	H UMES	95 59
									321	H Howard	86 62
									325	A Saint Peter's	63 38
									332	A Lafayette	73 65
LAST 12 Division I GAMES:											
			228	H Massachusetts	73 64	160	H Fordham	55 40			
			96	A VCU	71 67	186	A George Mason	72 56			
			209	A Richmond	65 44	50	H Dayton	89 58			
			33	H St. Bonaventure	74 62	132	A Pittsburgh	79 65			
			37	H George Washington	52 70	42	H St. John's (NY)	76 57			
			196	A Rhode Island	79 70	32	H Ohio	64 47			

Non-Div I Games: Slippery Rock 79 54

Duquesne

■ Loss, 
 ■ Non-Conf, 
 ■ S Site, 
 ■ H Home 
 ■ A Away 
 N Neutral

Average RPI Win: <b>227</b>	WON-LOST	WINNING	LAST 10	STRENGTH OF	OPP. STRENGTH	TEAM	ADJ.	CONF.	ADJ CONF.
Average RPI Loss: <b>128</b>	RECORD	PCT. RANK	GAMES	SCHEDULE	OF SCHEDULE	RPI	RPI	RPI	RPI
DIV. I ONLY	9- 10	186	5- 4	178	157	151	151	17	17
DIV. I NON-CONF.	5- 7	198	3- 1	168	127	148	148	16	16
TOTALS	RPI 1-25	RPI 26-50	W-L RECORDS	RPI 51-100	RPI 101-150	RPI 150+			
9- 10	0- 1	0- 1	OVERALL	0- 2	2- 3	7- 3			
5- 1	0- 0	0- 0	HOME	0- 1	1- 0	4- 0			
4- 9	0- 1	0- 1	AWAY	0- 1	1- 3	3- 3			
0- 0	0- 0	0- 0	NEUTRAL	0- 0	0- 0	0- 0			
5- 7	0- 1	0- 1	NON-CONFERENCE	0- 1	1- 2	4- 2			
3- 0	0- 0	0- 0	HOME	0- 0	1- 0	2- 0			
2- 7	0- 1	0- 1	AWAY	0- 1	0- 2	2- 2			
0- 0	0- 0	0- 0	NEUTRAL	0- 0	0- 0	0- 0			
4- 3	0- 0	0- 0	CONFERENCE	0- 1	1- 1	3- 1			
2- 1	0- 0	0- 0	HOME	0- 1	0- 0	2- 0			
2- 2	0- 0	0- 0	AWAY	0- 0	1- 1	1- 1			
0- 0	0- 0	0- 0	NEUTRAL	0- 0	0- 0	0- 0			

RPI 1-25				RPI 26-50				RPI 51-100				RPI 101+ Team's RPI: 151			
RPI	S	Opponent	Score	RPI	S	Opponent	Score	RPI	S	Opponent	Score	RPI	S	Opponent	Score
12	A	Tennessee	49 <b>85</b>	49	A	Vanderbilt	39 <b>65</b>	58	H	Chattanooga	57 <b>65</b>	118	A	Iona	50 <b>56</b>
								79	A	Elon	38 <b>50</b>	121	A	Samford	47 <b>55</b>
												123	A	Mercer	55 53
												141	H	UNC Asheville	74 68
												148	A	Wake Forest	52 <b>69</b>
												170	A	Davidson	65 58
												174	A	Old Dominion	56 52
												213	A	Eastern Ky.	41 <b>64</b>
												222	A	Furman	77 <b>81</b>
												255	H	Austin Peay	80 76
												256	A	Appalachian St.	52 <b>70</b>
												281	H	Campbell	70 55
												288	H	UNCG	89 73
												302	H	Western Caro.	74 62
												309	A	Wofford	70 54
LAST 12 Division I GAMES:															
58	H	Chattanooga	57 <b>65</b>	222	A	Furman	77 <b>81</b>								
123	A	Mercer	55 53	118	A	Iona	50 <b>56</b>								
121	A	Samford	47 <b>55</b>	255	H	Austin Peay	80 76								
302	H	Western Caro.	74 62	170	A	Davidson	65 58								
288	H	UNCG	89 73	281	H	Campbell	70 55								
309	A	Wofford	70 54	49	A	Vanderbilt	39 <b>65</b>								

Non-Div I Games: Armstrong St. 62 52 Lees-McRae 73 46 Brevard 69 46

ETSU

Loss, Non-Conf, S Site, H Home A Away N Neutral

# East Carolina

Through Games Of Feb. 3, 2016

Average RPI Win:	237	WON-LOST	WINNING	LAST 10	STRENGTH OF	OPP. STRENGTH	TEAM	ADJ.	CONF.	ADJ CONF.
Average RPI Loss:	81	RECORD	PCT. RANK	GAMES	SCHEDULE	OF SCHEDULE	RPI	RPI	RPI	RPI
DIV. I ONLY	9- 13	228	3- 7	109	98	177	177	9	9	
DIV. I NON-CONF.	6- 6	160	0- 2	65	170	115	115	7	7	
TOTALS	RPI 1-25	RPI 26-50	W-L RECORDS	RPI 51-100	RPI 101-150	RPI 150+				
9- 13	0- 1	0- 3	OVERALL	0- 6	0- 1	9- 2				
4- 4	0- 0	0- 1	HOME	0- 2	0- 0	4- 1				
3- 4	0- 0	0- 1	AWAY	0- 2	0- 0	3- 1				
2- 5	0- 1	0- 1	NEUTRAL	0- 2	0- 1	2- 0				
6- 6	0- 1	0- 1	NON-CONFERENCE	0- 3	0- 1	6- 0				
2- 0	0- 0	0- 0	HOME	0- 0	0- 0	2- 0				
2- 1	0- 0	0- 0	AWAY	0- 1	0- 0	2- 0				
2- 5	0- 1	0- 1	NEUTRAL	0- 2	0- 1	2- 0				
3- 7	0- 0	0- 2	CONFERENCE	0- 3	0- 0	3- 2				
2- 4	0- 0	0- 1	HOME	0- 2	0- 0	2- 1				
1- 3	0- 0	0- 1	AWAY	0- 1	0- 0	1- 1				
0- 0	0- 0	0- 0	NEUTRAL	0- 0	0- 0	0- 0				

RPI S	Opponent	Score	RPI S	Opponent	Score	RPI S	Opponent	Score	RPI S	Opponent	Score	Team's RPI: 177
2 N	South Carolina	57 88	32 N	Ohio	61 64	58 N	Chattanooga	61 72	125 N	Creighton	66 91	
			41 A	South Fla.	54 75	67 A	Auburn	69 83	180 N	Eastern Wash.	80 62	
			41 H	South Fla.	59 61	70 H	Temple	63 83	189 A	Tulsa	79 81	
						78 A	Tulane	73 78	189 H	Tulsa	54 55	
						78 H	Tulane	51 66	193 N	UTRGV	70 59	
						82 N	Northwestern	75 78	195 A	Delaware	68 58	
									203 H	Presbyterian	84 57	
									211 H	Cincinnati	63 60	
									238 H	Houston	76 70	
									252 A	UCF	71 56	
									328 H	Alcorn	87 58	
									333 A	A&M-Corpus Christi	82 46	
LAST 12 Division I GAMES:												
189 H	Tulsa	54 55	252 A	UCF	71 56							
70 H	Temple	63 83	78 H	Tulane	51 66							
78 A	Tulane	73 78	41 H	South Fla.	59 61							
211 H	Cincinnati	63 60	189 A	Tulsa	79 81							
41 A	South Fla.	54 75	2 N	South Carolina	57 88							
238 H	Houston	76 70	32 N	Ohio	61 64							

Non-Div I Games:

East Carolina

Loss, Non-Conf, S Site, H Home A Away N Neutral

# Eastern Ill.

Through Games Of Feb. 3, 2016

Average RPI Win: <b>124</b>	WON-LOST	WINNING	LAST 10	STRENGTH OF	OPP. STRENGTH	TEAM	ADJ.	CONF.	ADJ CONF.
Average RPI Loss: <b>209</b>	RECORD	PCT. RANK	GAMES	SCHEDULE	OF SCHEDULE	RPI	RPI	RPI	RPI
DIV. I ONLY	1- 21	347	0- 10	240	312	342	342	24	24
DIV. I NON-CONF.	1- 11	336	0- 2	174	334	325	325	23	23
TOTALS	RPI 1-25	RPI 26-50	W-L RECORDS	RPI 51-100	RPI 101-150	RPI 150+			
1- 21	0- 0	0- 0	OVERALL	0- 2	1- 3	0- 16			
1- 8	0- 0	0- 0	HOME	0- 1	1- 0	0- 7			
0- 13	0- 0	0- 0	AWAY	0- 1	0- 3	0- 9			
0- 0	0- 0	0- 0	NEUTRAL	0- 0	0- 0	0- 0			
1- 11	0- 0	0- 0	NON-CONFERENCE	0- 1	1- 1	0- 9			
1- 4	0- 0	0- 0	HOME	0- 0	1- 0	0- 4			
0- 7	0- 0	0- 0	AWAY	0- 1	0- 1	0- 5			
0- 0	0- 0	0- 0	NEUTRAL	0- 0	0- 0	0- 0			
0- 10	0- 0	0- 0	CONFERENCE	0- 1	0- 2	0- 7			
0- 4	0- 0	0- 0	HOME	0- 1	0- 0	0- 3			
0- 6	0- 0	0- 0	AWAY	0- 0	0- 2	0- 4			
0- 0	0- 0	0- 0	NEUTRAL	0- 0	0- 0	0- 0			

RPI S	Opponent	Score	RPI S	Opponent	Score	RPI S	Opponent	Score	RPI S	Opponent	Score	Team's RPI: 342
						85	A Saint Louis	47 78	122	A Belmont	61 89	
						97	H UT Martin	39 65	124	H IUPUI	77 71	
									128	A Memphis	49 80	
									144	A SIUE	75 87	
									157	H Loyola Chicago	75 86	
									191	H Milwaukee	71 82	
									199	H Stetson	66 68	
									208	A Ill.-Chicago	54 66	
									211	A Cincinnati	57 70	
									213	H Eastern Ky.	56 75	
									227	H Western Ill.	69 92	
									243	A Indiana St.	42 60	
									250	H Tennessee St.	53 62	
									255	A Austin Peay	45 80	
									264	A Northern Ill.	63 79	
									265	A Omaha	67 76	
									278	A Tennessee Tech	74 81	
									279	A Jacksonville St.	52 60	
									289	H Morehead St.	77 85	
									292	A Murray St.	56 66	
LAST 12 Division I GAMES:												
144	A	SIUE	75	87	122	A	Belmont	61	89			
292	A	Murray St.	56	66	250	H	Tennessee St.	53	62			
255	A	Austin Peay	45	80	279	A	Jacksonville St.	52	60			
97	H	UT Martin	39	65	278	A	Tennessee Tech	74	81			
289	H	Morehead St.	77	85	208	A	Ill.-Chicago	54	66			
213	H	Eastern Ky.	56	75	211	A	Cincinnati	57	70			

Non-Div I Games:

Eastern Ill.

Loss, Non-Conf, S Site, H Home A Away N Neutral

Average RPI Win:	242	WON-LOST	WINNING	LAST 10	STRENGTH OF	OPP. STRENGTH	TEAM	ADJ.	CONF.	ADJ CONF.
Average RPI Loss:	162	RECORD	PCT. RANK	GAMES	SCHEDULE	OF SCHEDULE	RPI	RPI	RPI	RPI
DIV. I ONLY	10- 9	158	6- 4	259	238	213	213	24	24	
DIV. I NON-CONF.	4- 5	193	1- 0	125	193	161	161	23	23	
TOTALS	RPI 1-25	RPI 26-50	W-L RECORDS	RPI 51-100	RPI 101-150	RPI 150+				
10- 9	0- 0	0- 1	OVERALL	1- 2	0- 2	9- 4				
6- 3	0- 0	0- 0	HOME	1- 0	0- 1	5- 2				
3- 5	0- 0	0- 0	AWAY	0- 2	0- 1	3- 2				
1- 1	0- 0	0- 1	NEUTRAL	0- 0	0- 0	1- 0				
4- 5	0- 0	0- 1	NON-CONFERENCE	0- 2	0- 1	4- 1				
2- 1	0- 0	0- 0	HOME	0- 0	0- 1	2- 0				
1- 3	0- 0	0- 0	AWAY	0- 2	0- 0	1- 1				
1- 1	0- 0	0- 1	NEUTRAL	0- 0	0- 0	1- 0				
6- 4	0- 0	0- 0	CONFERENCE	1- 0	0- 1	5- 3				
4- 2	0- 0	0- 0	HOME	1- 0	0- 0	3- 2				
2- 2	0- 0	0- 0	AWAY	0- 0	0- 1	2- 1				
0- 0	0- 0	0- 0	NEUTRAL	0- 0	0- 0	0- 0				

RPI 1-25			RPI 26-50			RPI 51-100			RPI 101+ Team's RPI: 213		
RPI	S	Opponent	Score	RPI	S	Opponent	Score	RPI	S	Opponent	Score
				36	N	North Carolina St.	62 73	52	A	Western Ky.	60 76
								97	H	UT Martin	70 61
								98	A	Missouri St.	63 87
								107	H	Wright St.	69 71
								144	A	SIUE	74 89
								151	H	ETSU	64 41
								179	H	Southeast Mo. St.	56 55
								209	A	Richmond	62 81
								242	A	Miami (OH)	77 72
								250	A	Tennessee St.	70 66
								255	A	Austin Peay	66 94
								275	N	Saint Francis (PA)	88 82
								278	H	Tennessee Tech	72 77
								279	H	Jacksonville St.	54 56
								289	H	Morehead St.	100 93
								292	H	Murray St.	72 60
								302	H	Western Caro.	91 62
								342	A	Eastern Ill.	75 56
LAST 12 Division I GAMES:											
250	A	Tennessee St.	70 66	342	A	Eastern Ill.	75 56				
289	H	Morehead St.	100 93	179	H	Southeast Mo. St.	56 55				
279	H	Jacksonville St.	54 56	97	H	UT Martin	70 61				
278	H	Tennessee Tech	72 77	255	A	Austin Peay	66 94				
292	H	Murray St.	72 60	275	N	Saint Francis (PA)	88 82				
144	A	SIUE	74 89	36	N	North Carolina St.	62 73				

Non-Div I Games: Cincinnati Christian 112 34 Davis &amp; Elkins 73 58

Eastern Ky.

■ Loss, 
■ Non-Conf, 
■ S Site, 
■ H Home 
■ A Away 
N Neutral

Average RPI Win:	202	WON-LOST	WINNING	LAST 10	STRENGTH OF	OPP. STRENGTH	TEAM	ADJ.	CONF.	ADJ CONF.
Average RPI Loss:	85	RECORD	PCT. RANK	GAMES	SCHEDULE	OF SCHEDULE	RPI	RPI	RPI	RPI
DIV. I ONLY	11- 8	128	4- 6	145	116	119	119	12	12	
DIV. I NON-CONF.	7- 2	57	2- 0	190	108	63	63	13	13	
TOTALS	RPI 1-25	RPI 26-50	W-L RECORDS	RPI 51-100	RPI 101-150	RPI 150+				
11- 8	0- 1	0- 2	OVERALL	1- 2	3- 2	7- 1				
6- 3	0- 0	0- 1	HOME	1- 1	2- 1	3- 0				
5- 4	0- 1	0- 0	AWAY	0- 1	1- 1	4- 1				
0- 1	0- 0	0- 1	NEUTRAL	0- 0	0- 0	0- 0				
7- 2	0- 1	0- 1	NON-CONFERENCE	1- 0	1- 0	5- 0				
3- 0	0- 0	0- 0	HOME	1- 0	0- 0	2- 0				
4- 1	0- 1	0- 0	AWAY	0- 0	1- 0	3- 0				
0- 1	0- 0	0- 1	NEUTRAL	0- 0	0- 0	0- 0				
4- 6	0- 0	0- 1	CONFERENCE	0- 2	2- 2	2- 1				
3- 3	0- 0	0- 1	HOME	0- 1	2- 1	1- 0				
1- 3	0- 0	0- 0	AWAY	0- 1	0- 1	1- 1				
0- 0	0- 0	0- 0	NEUTRAL	0- 0	0- 0	0- 0				

RPI 1-25				RPI 26-50				RPI 51-100				RPI 101+ Team's RPI: 119			
RPI	S	Opponent	Score	RPI	S	Opponent	Score	RPI	S	Opponent	Score	RPI	S	Opponent	Score
22	A	Kentucky	67 89	32	H	Ohio	64 71	57	A	Ball St.	54 76	105	A	Akron	72 75
				45	N	Abilene Christian	59 83	71	H	Michigan	64 63	105	H	Akron	65 68
								80	H	Central Mich.	65 66	106	H	Toledo	59 41
												129	H	Buffalo	67 56
												146	A	Harvard	85 81
												154	H	Oral Roberts	77 69
												188	A	Detroit	85 68
												193	H	UTRGV	78 56
												234	A	Bowling Green	63 67
												264	A	Northern Ill.	87 80
												297	A	Monmouth	78 68
												331	H	Kent St.	72 51
												343	A	Air Force	72 59
LAST 12 Division I GAMES:															
80	H	Central Mich.	65 66	32	H	Ohio	64 71	264	A	Northern Ill.	87 80	105	H	Akron	65 68
105	A	Akron	72 75	264	A	Northern Ill.	87 80	105	H	Akron	65 68	129	H	Buffalo	67 56
234	A	Bowling Green	63 67	105	H	Akron	65 68	188	A	Detroit	85 68	57	A	Ball St.	54 76
106	H	Toledo	59 41	129	H	Buffalo	67 56	71	H	Michigan	64 63	331	H	Kent St.	72 51

Non-Div I Games: Madonna 104 45 Hillsdale 94 77

Eastern Mich.

Loss, Non-Conf, S Site, H Home A Away N Neutral

Average RPI Win:	241	WON-LOST	WINNING	LAST 10	STRENGTH OF	OPP. STRENGTH	TEAM	ADJ.	CONF.	ADJ CONF.
Average RPI Loss:	135	RECORD	PCT. RANK	GAMES	SCHEDULE	OF SCHEDULE	RPI	RPI	RPI	RPI
DIV. I ONLY	13- 7	90	8- 2	309	167	180	180	18	18	
DIV. I NON-CONF.	5- 6	180	1- 2	299	165	261	261	19	19	
TOTALS	RPI 1-25	RPI 26-50	W-L RECORDS	RPI 51-100	RPI 101-150	RPI 150+				
13- 7	0- 0	0- 1	OVERALL	0- 2	1- 2	12- 2				
7- 2	0- 0	0- 1	HOME	0- 0	0- 1	7- 0				
6- 2	0- 0	0- 0	AWAY	0- 0	1- 0	5- 0				
0- 3	0- 0	0- 0	NEUTRAL	0- 1	0- 1	0- 1				
5- 6	0- 0	0- 1	NON-CONFERENCE	0- 2	0- 2	5- 1				
3- 2	0- 0	0- 1	HOME	0- 0	0- 1	3- 0				
2- 1	0- 0	0- 0	AWAY	0- 1	0- 0	2- 0				
0- 3	0- 0	0- 0	NEUTRAL	0- 1	0- 1	0- 1				
8- 1	0- 0	0- 0	CONFERENCE	0- 0	1- 0	7- 1				
4- 0	0- 0	0- 0	HOME	0- 0	0- 0	4- 0				
4- 1	0- 0	0- 0	AWAY	0- 0	1- 0	3- 1				
0- 0	0- 0	0- 0	NEUTRAL	0- 0	0- 0	0- 0				

RPI 1-25			RPI 26-50			RPI 51-100			RPI 101+ Team's RPI: 180		
RPI	S	Opponent	Score	RPI	S	Opponent	Score	RPI	S	Opponent	Score
				45	H	Abilene Christian	60 72	82	N	Northwestern	70 74
								84	A	Gonzaga	56 78
								113	H	Boise St.	79 84
								117	A	Idaho	74 66
								125	N	Creighton	60 66
								155	H	Montana St.	81 69
								172	H	North Dakota	60 57
								177	N	East Carolina	62 80
								183	H	Northern Colo.	59 55
								205	A	Sacramento St.	100 83
								220	H	Montana	67 65
								224	H	Utah Valley	68 64
								261	A	Northern Ariz.	81 71
								284	H	CSUN	70 59
								290	A	Wichita St.	67 62
								322	A	Portland St.	79 81
								335	A	Southern Utah	85 82
								341	A	Cal St. Fullerton	68 57
								343	H	Air Force	65 44
LAST 12 Division I GAMES:											
205	A	Sacramento St.	100 83	117	A	Idaho	74 66				
322	A	Portland St.	79 81	172	H	North Dakota	60 57				
220	H	Montana	67 65	183	H	Northern Colo.	59 55				
155	H	Montana St.	81 69	113	H	Boise St.	79 84				
261	A	Northern Ariz.	81 71	45	H	Abilene Christian	60 72				
335	A	Southern Utah	85 82	290	A	Wichita St.	67 62				

Non-Div I Games: Eastern Ore. 64 40

Eastern Wash.

■ Loss, 
 ■ Non-Conf, 
 ■ S Site, 
 ■ Home 
 ■ A Away 
 N Neutral

Average RPI Win: <b>175</b>	WON-LOST	WINNING	LAST 10	STRENGTH OF	OPP. STRENGTH	TEAM	ADJ.	CONF.	ADJ CONF.
Average RPI Loss: <b>110</b>	RECORD	PCT. RANK	GAMES	SCHEDULE	OF SCHEDULE	RPI	RPI	RPI	RPI
DIV. I ONLY	<b>11- 8</b>	<b>128</b>	<b>5- 5</b>	<b>96</b>	<b>89</b>	<b>79</b>	<b>79</b>	<b>13</b>	<b>13</b>
DIV. I NON-CONF.	<b>6- 4</b>	<b>125</b>	<b>1- 2</b>	<b>68</b>	<b>64</b>	<b>49</b>	<b>49</b>	<b>12</b>	<b>12</b>
TOTALS	RPI 1-25	RPI 26-50	W-L RECORDS	RPI 51-100	RPI 101-150	RPI 150+			
11- 8	0- 1	1- 1	OVERALL	2- 3	0- 1	8- 2			
6- 1	0- 0	0- 0	HOME	2- 1	0- 0	4- 0			
5- 7	0- 1	1- 1	AWAY	0- 2	0- 1	4- 2			
0- 0	0- 0	0- 0	NEUTRAL	0- 0	0- 0	0- 0			
6- 4	0- 1	1- 1	NON-CONFERENCE	1- 0	0- 1	4- 1			
3- 0	0- 0	0- 0	HOME	1- 0	0- 0	2- 0			
3- 4	0- 1	1- 1	AWAY	0- 0	0- 1	2- 1			
0- 0	0- 0	0- 0	NEUTRAL	0- 0	0- 0	0- 0			
5- 4	0- 0	0- 0	CONFERENCE	1- 3	0- 0	4- 1			
3- 1	0- 0	0- 0	HOME	1- 1	0- 0	2- 0			
2- 3	0- 0	0- 0	AWAY	0- 2	0- 0	2- 1			
0- 0	0- 0	0- 0	NEUTRAL	0- 0	0- 0	0- 0			

RPI 1-25				RPI 26-50				RPI 51-100				RPI 101+			
RPI	S	Opponent	Score	RPI	S	Opponent	Score	RPI	S	Opponent	Score	RPI	S	Opponent	Score
2	A	South Carolina	63 <b>78</b>	36	A	North Carolina St.	69 66	65	H	James Madison	76 <b>81</b>	104	A	Liberty	63 <b>72</b>
				40	A	West Virginia	57 <b>67</b>	66	A	Hofstra	49 <b>59</b>	151	H	ETSU	50 38
								66	H	Hofstra	61 60	166	H	Col. of Charleston	52 41
								74	A	Drexel	31 <b>74</b>	200	A	Northeastern	56 54
								87	H	Charlotte	90 83	222	A	Furman	65 55
												239	H	High Point	80 69
												249	A	Navy	70 <b>73</b>
												251	A	UNCW	67 60
												251	H	UNCW	70 53
												253	A	American	62 54
												283	A	Towson	78 <b>85</b>
LAST 12 Division I GAMES:															
66	A	Hofstra	49 <b>59</b>	65	H	James Madison	76 <b>81</b>	66	H	Hofstra	61 60	251	A	UNCW	67 60
200	A	Northeastern	56 54	40	A	West Virginia	57 <b>67</b>	2	A	South Carolina	63 <b>78</b>	239	H	High Point	80 69
251	H	UNCW	70 53	74	A	Drexel	31 <b>74</b>								
166	H	Col. of Charleston	52 41	283	A	Towson	78 <b>85</b>								

Non-Div I Games: Lenoir-Rhyne 67 29

Elon



Average RPI Win:	302	WON-LOST	WINNING	LAST 10	STRENGTH OF	OPP. STRENGTH	TEAM	ADJ.	CONF.	ADJ CONF.
Average RPI Loss:	163	RECORD	PCT. RANK	GAMES	SCHEDULE	OF SCHEDULE	RPI	RPI	RPI	RPI
DIV. I ONLY	2- 18	339	1- 9	149	265	310	310	21	21	
DIV. I NON-CONF.	1- 10	330	0- 3	81	309	270	270	17	17	
TOTALS	RPI 1-25	RPI 26-50	W-L RECORDS	RPI 51-100	RPI 101-150	RPI 150+				
2- 18	0- 0	0- 0	OVERALL	0- 5	0- 5	2- 8				
1- 7	0- 0	0- 0	HOME	0- 2	0- 1	1- 4				
1- 9	0- 0	0- 0	AWAY	0- 2	0- 4	1- 3				
0- 2	0- 0	0- 0	NEUTRAL	0- 1	0- 0	0- 1				
1- 10	0- 0	0- 0	NON-CONFERENCE	0- 4	0- 2	1- 4				
0- 4	0- 0	0- 0	HOME	0- 2	0- 1	0- 1				
1- 4	0- 0	0- 0	AWAY	0- 1	0- 1	1- 2				
0- 2	0- 0	0- 0	NEUTRAL	0- 1	0- 0	0- 1				
1- 8	0- 0	0- 0	CONFERENCE	0- 1	0- 3	1- 4				
1- 3	0- 0	0- 0	HOME	0- 0	0- 0	1- 3				
0- 5	0- 0	0- 0	AWAY	0- 1	0- 3	0- 1				
0- 0	0- 0	0- 0	NEUTRAL	0- 0	0- 0	0- 0				

RPI 1-25				RPI 26-50				RPI 51-100				RPI 101+				Team's RPI: 310	
RPI	S	Opponent	Score	RPI	S	Opponent	Score	RPI	S	Opponent	Score	RPI	S	Opponent	Score		
								57	H	Ball St.	53	73	102	A	Drake	52	94
								62	A	Nebraska	40	85	114	A	UNI	51	62
								72	N	Santa Clara	44	62	124	H	IUPUI	62	68
								97	H	UT Martin	48	75	137	A	Xavier	57	65
								98	A	Missouri St.	70	77	139	A	Southern Ill.	56	74
													155	N	Montana St.	55	81
													157	H	Loyola Chicago	49	63
													234	A	Bowling Green	56	74
													242	A	Miami (OH)	85	91
													243	H	Indiana St.	44	59
													290	A	Wichita St.	50	58
													292	H	Murray St.	54	73
													301	A	Cleveland St.	72	63
													303	H	Bradley	62	46
													317	H	Illinois St.	57	64
LAST 12 Division I GAMES:																	
				243	H	Indiana St.	44	59	157	H	Loyola Chicago	49	63				
				317	H	Illinois St.	57	64	102	A	Drake	52	94				
				290	A	Wichita St.	50	58	114	A	UNI	51	62				
				98	A	Missouri St.	70	77	124	H	IUPUI	62	68				
				139	A	Southern Ill.	56	74	57	H	Ball St.	53	73				
				303	H	Bradley	62	46	97	H	UT Martin	48	75				

Non-Div I Games:

Evansville

Loss, Non-Conf, S Site, H Home A Away N Neutral

Average RPI Win:	202	WON-LOST	WINNING	LAST 10	STRENGTH OF	OPP. STRENGTH	TEAM	ADJ.	CONF.	ADJ CONF.
Average RPI Loss:	63	RECORD	PCT. RANK	GAMES	SCHEDULE	OF SCHEDULE	RPI	RPI	RPI	RPI
DIV. I ONLY	17- 4	29	10- 0	165	159	73	73	29	29	
DIV. I NON-CONF.	11- 4	76	5- 1	72	90	58	58	27	27	
TOTALS	RPI 1-25	RPI 26-50	W-L RECORDS	RPI 51-100	RPI 101-150	RPI 150+				
17- 4	0- 0	1- 2	OVERALL	2- 1	4- 1	10- 0				
7- 2	0- 0	0- 0	HOME	1- 1	2- 1	4- 0				
8- 0	0- 0	1- 0	AWAY	0- 0	1- 0	6- 0				
2- 2	0- 0	0- 2	NEUTRAL	1- 0	1- 0	0- 0				
11- 4	0- 0	1- 2	NON-CONFERENCE	2- 1	4- 1	4- 0				
4- 2	0- 0	0- 0	HOME	1- 1	2- 1	1- 0				
5- 0	0- 0	1- 0	AWAY	0- 0	1- 0	3- 0				
2- 2	0- 0	0- 2	NEUTRAL	1- 0	1- 0	0- 0				
6- 0	0- 0	0- 0	CONFERENCE	0- 0	0- 0	6- 0				
3- 0	0- 0	0- 0	HOME	0- 0	0- 0	3- 0				
3- 0	0- 0	0- 0	AWAY	0- 0	0- 0	3- 0				
0- 0	0- 0	0- 0	NEUTRAL	0- 0	0- 0	0- 0				

RPI 1-25				RPI 26-50				RPI 51-100				Team's RPI: 73		RPI 101+			
RPI	S	Opponent	Score	RPI	S	Opponent	Score	RPI	S	Opponent	Score			RPI	S	Opponent	Score
				31	N	Mississippi St.	60 65	55	H	Arkansas St.	48 62			105	A	Akron	82 64
				32	N	Ohio	57 69	67	H	Auburn	52 45			126	N	Western Mich.	60 42
				37	A	George Washington	64 60	95	N	Arizona	57 55			130	H	Quinnipiac	71 70
														135	H	Fla. Atlantic	55 62
														146	H	Harvard	74 65
														199	H	Stetson	61 48
														217	H	Hartford	64 44
														233	A	Providence	50 41
														237	H	USC Upstate	54 43
														276	A	N.C. A&T	60 36
														285	A	Kennesaw St.	78 47
														308	A	North Florida	65 38
														318	A	FIU	81 53
														327	A	Lipscomb	71 39
														336	H	NJIT	70 37
LAST 12 Division I GAMES:																	
				308	A	North Florida	65 38	217	H	Hartford	64 44						
				285	A	Kennesaw St.	78 47	67	H	Auburn	52 45						
				327	A	Lipscomb	71 39	130	H	Quinnipiac	71 70						
				336	H	NJIT	70 37	126	N	Western Mich.	60 42						
				237	H	USC Upstate	54 43	95	N	Arizona	57 55						
				199	H	Stetson	61 48	31	N	Mississippi St.	60 65						

Non-Div I Games: St. Thomas (FL) 86 33

FGCU

■ Loss, 
 ■ Non-Conf, 
 ■ S Site, 
 ■ H Home 
 ■ A Away 
 N Neutral

Average RPI Win:	314	WON-LOST	WINNING	LAST 10	STRENGTH OF	OPP. STRENGTH	TEAM	ADJ.	CONF.	ADJ CONF.
Average RPI Loss:	153	RECORD	PCT. RANK	GAMES	SCHEDULE	OF SCHEDULE	RPI	RPI	RPI	RPI
DIV. I ONLY	2- 18	339	0- 10	162	178	318	318	11	11	
DIV. I NON-CONF.	2- 9	296	0- 3	270	266	336	336	10	10	
TOTALS	RPI 1-25	RPI 26-50	W-L RECORDS	RPI 51-100	RPI 101-150	RPI 150+				
2- 18	0- 0	0- 1	OVERALL	0- 5	0- 3	2- 9				
2- 9	0- 0	0- 1	HOME	0- 3	0- 1	2- 4				
0- 9	0- 0	0- 0	AWAY	0- 0	0- 0	0- 2				
0- 0	0- 0	0- 0	NEUTRAL	0- 0	0- 0	0- 0				
2- 9	0- 0	0- 0	NON-CONFERENCE	0- 3	0- 1	2- 5				
2- 5	0- 0	0- 0	HOME	0- 2	0- 1	2- 2				
0- 4	0- 0	0- 0	AWAY	0- 1	0- 0	0- 3				
0- 0	0- 0	0- 0	NEUTRAL	0- 0	0- 0	0- 0				
0- 9	0- 0	0- 1	CONFERENCE	0- 2	0- 2	0- 4				
0- 4	0- 0	0- 1	HOME	0- 1	0- 0	0- 2				
0- 5	0- 0	0- 0	AWAY	0- 1	0- 2	0- 2				
0- 0	0- 0	0- 0	NEUTRAL	0- 0	0- 0	0- 0				

RPI S	Opponent	Score	RPI S	Opponent	Score	RPI S	Opponent	Score	RPI S	Opponent	Score	Team's RPI: 318
27	H UTEP	57 69	51	A Miami (FL)	55 83	135	A Fla. Atlantic	82 87	145	A Southern Miss.	55 82	
			52	H Western Ky.	69 71	148	H Wake Forest	53 57	163	A Louisiana Tech	63 82	
			73	H FGCU	53 81	169	H Marshall	58 65	174	A Old Dominion	49 84	
			77	H Marquette	83 95	178	A Jacksonville	44 80	196	H Rhode Island	50 68	
			87	A Charlotte	74 87	236	H UTSA	52 63	252	A UCF	72 89	
						290	H Wichita St.	62 76	301	A Cleveland St.	57 64	
						305	H Florida A&M	81 65	323	H UMass Lowell	71 68	
LAST 12 Division I GAMES:												
174	A Old Dominion	49 84	169	H Marshall	58 65							
87	A Charlotte	74 87	52	H Western Ky.	69 71							
27	H UTEP	57 69	135	A Fla. Atlantic	82 87							
236	H UTSA	52 63	148	H Wake Forest	53 57							
145	A Southern Miss.	55 82	196	H Rhode Island	50 68							
163	A Louisiana Tech	63 82	51	A Miami (FL)	55 83							

Non-Div I Games:

FIU

■ Loss, 
 ■ Non-Conf, 
 ■ S Site, 
 ■ H Home 
 ■ A Away 
 N Neutral

## Fairfield

Through Games Of Feb. 3, 2016

Average RPI Win:	257	WON-LOST	WINNING	LAST 10	STRENGTH OF	OPP. STRENGTH	TEAM	ADJ.	CONF.	ADJ CONF.
Average RPI Loss:	163	RECORD	PCT. RANK	GAMES	SCHEDULE	OF SCHEDULE	RPI	RPI	RPI	RPI
DIV. I ONLY	11- 10	162	6- 4	257	266	223	223	23	23	
DIV. I NON-CONF.	5- 4	138	1- 1	144	283	167	167	24	24	
TOTALS	RPI 1-25	RPI 26-50	W-L RECORDS	RPI 51-100	RPI 101-150	RPI 150+				
11- 10	0- 0	0- 2	OVERALL	0- 1	1- 2	10- 5				
6- 6	0- 0	0- 1	HOME	0- 1	1- 2	5- 2				
5- 4	0- 0	0- 1	AWAY	0- 0	0- 0	5- 3				
0- 0	0- 0	0- 0	NEUTRAL	0- 0	0- 0	0- 0				
5- 4	0- 0	0- 2	NON-CONFERENCE	0- 1	1- 0	4- 1				
4- 2	0- 0	0- 1	HOME	0- 1	1- 0	3- 0				
1- 2	0- 0	0- 1	AWAY	0- 0	0- 0	1- 1				
0- 0	0- 0	0- 0	NEUTRAL	0- 0	0- 0	0- 0				
6- 6	0- 0	0- 0	CONFERENCE	0- 0	0- 2	6- 4				
2- 4	0- 0	0- 0	HOME	0- 0	0- 2	2- 2				
4- 2	0- 0	0- 0	AWAY	0- 0	0- 0	4- 2				
0- 0	0- 0	0- 0	NEUTRAL	0- 0	0- 0	0- 0				

RPI 1-25				RPI 26-50				RPI 51-100				RPI 101+				Team's RPI: 223	
RPI	S	Opponent	Score	RPI	S	Opponent	Score	RPI	S	Opponent	Score	RPI	S	Opponent	Score		
				42	A	St. John's (NY)	54 73	66	H	Hofstra	53 67	118	H	Iona	46 56		
				47	H	Albany (NY)	50 62					130	H	Quinnipiac	55 64		
												146	H	Harvard	67 50		
												185	A	Cornell	35 59		
												187	H	Marist	57 72		
												204	A	Canisius	51 50		
												204	H	Canisius	52 48		
												246	A	Manhattan	59 57		
												246	H	Manhattan	55 70		
												258	H	Sacred Heart	61 50		
												263	A	Loyola Maryland	71 45		
												280	H	La Salle	62 59		
												286	A	Niagara	55 56		
												297	A	Monmouth	68 60		
												298	A	Rider	55 39		
												298	H	Rider	63 56		
												325	A	Saint Peter's	46 56		
												334	H	IPFW	74 62		
LAST 12 Division I GAMES:																	
				297	A	Monmouth	68 60	325	A	Saint Peter's	46 56						
				298	H	Rider	63 56	246	H	Manhattan	55 70						
				204	H	Canisius	52 48	286	A	Niagara	55 56						
				130	H	Quinnipiac	55 64	204	A	Canisius	51 50						
				246	A	Manhattan	59 57	146	H	Harvard	67 50						
				298	A	Rider	55 39	42	A	St. John's (NY)	54 73						

Non-Div I Games:

Fairfield

■ Loss, 
 ■ Non-Conf, 
 ■ S Site, 
 ■ H Home 
 ■ A Away 
 N Neutral

Average RPI Win:	<b>293</b>	WON-LOST	WINNING	LAST 10	STRENGTH OF	OPP. STRENGTH	TEAM	ADJ.	CONF.	ADJ CONF.
Average RPI Loss:	<b>200</b>	RECORD	PCT. RANK	GAMES	SCHEDULE	OF SCHEDULE	RPI	RPI	RPI	RPI
DIV. I ONLY	<b>8- 15</b>	<b>255</b>	<b>4- 6</b>	<b>298</b>	<b>337</b>	<b>314</b>	<b>314</b>	<b>31</b>	<b>31</b>	
DIV. I NON-CONF.	<b>3- 10</b>	<b>277</b>	<b>0- 2</b>	<b>220</b>	<b>281</b>	<b>308</b>	<b>308</b>	<b>32</b>	<b>32</b>	
TOTALS	RPI 1-25	RPI 26-50	W-L RECORDS	RPI 51-100	RPI 101-150	RPI 150+				
8- 15	0- 0	0- 1	OVERALL	0- 1	0- 3	8- 10				
6- 7	0- 0	0- 0	HOME	0- 0	0- 0	6- 7				
1- 6	0- 0	0- 1	AWAY	0- 0	0- 2	1- 3				
1- 2	0- 0	0- 0	NEUTRAL	0- 1	0- 1	1- 0				
3- 10	0- 0	0- 1	NON-CONFERENCE	0- 1	0- 3	3- 5				
2- 5	0- 0	0- 0	HOME	0- 0	0- 0	2- 5				
0- 3	0- 0	0- 1	AWAY	0- 0	0- 2	0- 0				
1- 2	0- 0	0- 0	NEUTRAL	0- 1	0- 1	1- 0				
5- 5	0- 0	0- 0	CONFERENCE	0- 0	0- 0	5- 5				
4- 2	0- 0	0- 0	HOME	0- 0	0- 0	4- 2				
1- 3	0- 0	0- 0	AWAY	0- 0	0- 0	1- 3				
0- 0	0- 0	0- 0	NEUTRAL	0- 0	0- 0	0- 0				

RPI S	Opponent	Score	RPI S	Opponent	Score	RPI S	Opponent	Score	RPI S	Opponent	Score	Team's RPI: 314
40	A West Virginia	42 <b>91</b>	99	N Yale	58 <b>77</b>	103	A Bucknell	62 <b>72</b>				
						118	N Iona	54 <b>77</b>				
						120	A North Carolina	46 <b>64</b>				
						161	H Brown	48 <b>63</b>				
						206	H Bryant	41 <b>70</b>				
						207	A Robert Morris	83 68				
						210	H Siena	65 <b>81</b>				
						230	N Grand Canyon	74 68				
						235	H Columbia	83 <b>87</b>				
						246	H Manhattan	78 <b>85</b>				
						258	A Sacred Heart	61 <b>72</b>				
						275	A Saint Francis (PA)	67 <b>87</b>				
						275	H Saint Francis (PA)	73 72				
						282	H Central Conn. St.	75 <b>78</b>				
						297	H Monmouth	81 75				
						323	H UMass Lowell	67 <b>78</b>				
						325	H Saint Peter's	73 52				
						326	A LIU Brooklyn	62 <b>65</b>				
						326	H LIU Brooklyn	75 58				
						339	H Mt. St. Mary's	66 53				
						346	H St. Francis Brooklyn	65 61				
LAST 12 Division I GAMES:												
275	H Saint Francis (PA)	73 72	282	H Central Conn. St.	75 <b>78</b>							
326	A LIU Brooklyn	62 <b>65</b>	258	A Sacred Heart	61 <b>72</b>							
326	H LIU Brooklyn	75 58	235	H Columbia	83 <b>87</b>							
339	H Mt. St. Mary's	66 53	206	H Bryant	41 <b>70</b>							
275	A Saint Francis (PA)	67 <b>87</b>	346	H St. Francis Brooklyn	65 61							
207	A Robert Morris	83 68	210	H Siena	65 <b>81</b>							

Non-Div I Games:

Fairleigh Dickinson

■ Loss, 
 ■ Non-Conf, 
 ■ S Site, 
 ■ H Home 
 ■ A Away 
 N Neutral

Average RPI Win:	215	WON-LOST	WINNING	LAST 10	STRENGTH OF	OPP. STRENGTH	TEAM	ADJ.	CONF.	ADJ CONF.
Average RPI Loss:	111	RECORD	PCT. RANK	GAMES	SCHEDULE	OF SCHEDULE	RPI	RPI	RPI	RPI
DIV. I ONLY	10- 9	158	4- 6	81	199	135	135	11	11	
DIV. I NON-CONF.	7- 3	91	3- 0	71	284	79	79	10	10	
TOTALS	RPI 1-25	RPI 26-50	W-L RECORDS	RPI 51-100	RPI 101-150	RPI 150+				
10- 9	0- 0	0- 2	OVERALL	1- 3	1- 1	8- 3				
8- 3	0- 0	0- 1	HOME	0- 2	1- 0	7- 0				
1- 6	0- 0	0- 1	AWAY	1- 1	0- 1	0- 3				
1- 0	0- 0	0- 0	NEUTRAL	0- 0	0- 0	1- 0				
7- 3	0- 0	0- 1	NON-CONFERENCE	1- 1	1- 0	5- 1				
5- 1	0- 0	0- 0	HOME	0- 1	1- 0	4- 0				
1- 2	0- 0	0- 1	AWAY	1- 0	0- 0	0- 1				
1- 0	0- 0	0- 0	NEUTRAL	0- 0	0- 0	1- 0				
3- 6	0- 0	0- 1	CONFERENCE	0- 2	0- 1	3- 2				
3- 2	0- 0	0- 1	HOME	0- 1	0- 0	3- 0				
0- 4	0- 0	0- 0	AWAY	0- 1	0- 1	0- 2				
0- 0	0- 0	0- 0	NEUTRAL	0- 0	0- 0	0- 0				

RPI S	Opponent	Score	RPI S	Opponent	Score	RPI S	Opponent	Score	RPI S	Opponent	Score	Team's RPI: 135
27	H UTEP	66 78	46	A Kansas St.	53 102	52	H Western Ky.	62 81	105	H Akron	91 77	
						73	A FGCU	62 55	145	A Southern Miss.	80 89	
						83	H South Dakota	53 76	163	A Louisiana Tech	62 65	
						87	A Charlotte	79 85	169	H Marshall	84 73	
									174	A Old Dominion	45 85	
									191	H Milwaukee	71 67	
									220	A Montana	69 83	
									236	H UTSA	64 51	
									242	H Miami (OH)	68 65	
									250	N Tennessee St.	69 64	
									257	H Bethune-Cookman	82 60	
									306	H Delaware St.	83 55	
									318	H FIU	87 82	
LAST 12 Division I GAMES:												
87	A Charlotte	79 85	52	H Western Ky.	62 81	169	H Marshall	84 73				
174	A Old Dominion	45 85	318	H FIU	87 82	242	H Miami (OH)	68 65				
236	H UTSA	64 51	257	H Bethune-Cookman	82 60	250	N Tennessee St.	69 64				
27	H UTEP	66 78										
163	A Louisiana Tech	62 65										
145	A Southern Miss.	80 89										

Non-Div I Games: Keiser 74 52

Fla. Atlantic

Florida

Through Games Of Feb. 3, 2016

Average RPI Win:	143	WON-LOST	WINNING	LAST 10	STRENGTH OF	OPP. STRENGTH	TEAM	ADJ.	CONF.	ADJ CONF.
Average RPI Loss:	40	RECORD	PCT. RANK	GAMES	SCHEDULE	OF SCHEDULE	RPI	RPI	RPI	RPI
DIV. I ONLY	18- 4	23	7- 3	62	38	25	25	2	2	
DIV. I NON-CONF.	12- 1	10	3- 0	145	98	21	21	2	2	
TOTALS	RPI 1-25	RPI 26-50	W-L RECORDS	RPI 51-100	RPI 101-150	RPI 150+				
18- 4	3- 1	1- 2	OVERALL	2- 1	4- 0	8- 0				
10- 2	2- 0	1- 2	HOME	1- 0	2- 0	4- 0				
6- 2	1- 1	0- 0	AWAY	0- 1	2- 0	3- 0				
2- 0	0- 0	0- 0	NEUTRAL	1- 0	0- 0	1- 0				
12- 1	1- 0	1- 0	NON-CONFERENCE	2- 1	0- 0	8- 0				
7- 0	1- 0	1- 0	HOME	1- 0	0- 0	4- 0				
3- 1	0- 0	0- 0	AWAY	0- 1	0- 0	3- 0				
2- 0	0- 0	0- 0	NEUTRAL	1- 0	0- 0	1- 0				
6- 3	2- 1	0- 2	CONFERENCE	0- 0	4- 0	0- 0				
3- 2	1- 0	0- 2	HOME	0- 0	2- 0	0- 0				
3- 1	1- 1	0- 0	AWAY	0- 0	2- 0	0- 0				
0- 0	0- 0	0- 0	NEUTRAL	0- 0	0- 0	0- 0				

RPI	S	Opponent	Score	RPI	S	Opponent	Score	RPI	S	Opponent	Score	RPI	S	Opponent	Score
11	H	Florida St.	82 72	31	H	Mississippi St.	70 76	55	H	Arkansas St.	76 72	112	H	LSU	53 45
12	A	Tennessee	74 66	35	H	Georgia	61 71	57	N	Ball St.	85 79	131	A	Ole Miss	85 65
22	H	Kentucky	85 79	36	H	North Carolina St.	79 72	70	A	Temple	91 97	134	A	Arkansas	71 66
24	A	Missouri	64 79									142	H	Alabama	80 72
												158	A	Colorado	83 61
												165	A	Wisconsin	91 75
												207	H	Robert Morris	79 52
												219	A	South Ala.	72 60
												252	N	UCF	93 79
												275	H	Saint Francis (PA)	122 65
												285	H	Kennesaw St.	84 57
												294	H	Savannah St.	99 34
LAST 12 Division I GAMES:															
22	H	Kentucky	85 79	131	A	Ole Miss	85 65								
134	A	Arkansas	71 66	12	A	Tennessee	74 66								
24	A	Missouri	64 79	31	H	Mississippi St.	70 76								
142	H	Alabama	80 72	252	N	UCF	93 79								
112	H	LSU	53 45	36	H	North Carolina St.	79 72								
35	H	Georgia	61 71	275	H	Saint Francis (PA)	122 65								

Non-Div I Games:

Florida

Loss, Non-Conf, S Site, H Home A Away N Neutral

Average RPI Win:	272	WON-LOST	WINNING	LAST 10	STRENGTH OF	OPP. STRENGTH	TEAM	ADJ.	CONF.	ADJ CONF.
Average RPI Loss:	226	RECORD	PCT. RANK	GAMES	SCHEDULE	OF SCHEDULE	RPI	RPI	RPI	RPI
DIV. I ONLY	9- 10	186	6- 3	348	264	305	305	30	30	
DIV. I NON-CONF.	4- 7	222	2- 2	343	171	313	313	30	30	
TOTALS	RPI 1-25	RPI 26-50	W-L RECORDS	RPI 51-100	RPI 101-150	RPI 150+				
9- 10	0- 0	0- 1	OVERALL	0- 0	0- 2	9- 7				
4- 4	0- 0	0- 0	HOME	0- 0	0- 1	4- 3				
3- 5	0- 0	0- 1	AWAY	0- 0	0- 1	3- 3				
2- 1	0- 0	0- 0	NEUTRAL	0- 0	0- 0	2- 1				
4- 7	0- 0	0- 1	NON-CONFERENCE	0- 0	0- 2	4- 4				
1- 2	0- 0	0- 0	HOME	0- 0	0- 1	1- 1				
1- 4	0- 0	0- 1	AWAY	0- 0	0- 1	1- 2				
2- 1	0- 0	0- 0	NEUTRAL	0- 0	0- 0	2- 1				
5- 3	0- 0	0- 0	CONFERENCE	0- 0	0- 0	5- 3				
3- 2	0- 0	0- 0	HOME	0- 0	0- 0	3- 2				
2- 1	0- 0	0- 0	AWAY	0- 0	0- 0	2- 1				
0- 0	0- 0	0- 0	NEUTRAL	0- 0	0- 0	0- 0				

RPI S	Opponent	Score	RPI S	Opponent	Score	RPI S	Opponent	Score	RPI S	Opponent	Score	Team's RPI: 305
28	A Southern California	45 88							120	A North Carolina	58 94	
									123	H Mercer	50 54	
									156	A Hampton	66 59	
									201	N UC Davis	61 58	
									231	H Coppin St.	79 73	
									240	H Morgan St.	62 67	
									247	A Clemson	77 68	
									252	A UCF	55 93	
									257	A Bethune-Cookman	60 67	
									285	H Kennesaw St.	69 67	
									294	H Savannah St.	59 38	
									302	N Western Caro.	53 69	
									307	H South Carolina St.	62 68	
									315	H Southeastern La.	57 62	
									318	A FIU	65 81	
									340	N New Orleans	71 60	
									348	H N.C. Central	55 45	
									349	A Norfolk St.	83 67	
LAST 12 Division I GAMES:												
348	H N.C. Central	55 45	123	H Mercer	50 54							
257	A Bethune-Cookman	60 67	294	H Savannah St.	59 38							
231	H Coppin St.	79 73	247	A Clemson	77 68							
240	H Morgan St.	62 67	201	N UC Davis	61 58							
156	A Hampton	66 59	28	A Southern California	45 88							
349	A Norfolk St.	83 67	307	H South Carolina St.	62 68							

Non-Div I Games: Clark Atlanta 98 88 Fla. Memorial 66 62

Florida A&M

Loss, Non-Conf, S Site, H Home A Away N Neutral



Average RPI Win:	152	WON-LOST	WINNING	LAST 10	STRENGTH OF	OPP. STRENGTH	TEAM	ADJ.	CONF.	ADJ CONF.
Average RPI Loss:	13	RECORD	PCT. RANK	GAMES	SCHEDULE	OF SCHEDULE	RPI	RPI	RPI	RPI
DIV. I ONLY	18- 4	23	9- 1	34	80	11	11	5	5	
DIV. I NON-CONF.	10- 3	61	2- 1	36	132	26	26	5	5	
TOTALS	RPI 1-25	RPI 26-50	W-L RECORDS	RPI 51-100	RPI 101-150	RPI 150+				
18- 4	0- 4	1- 0	OVERALL	7- 0	3- 0	7- 0				
12- 0	0- 0	1- 0	HOME	6- 0	1- 0	4- 0				
5- 3	0- 3	0- 0	AWAY	1- 0	2- 0	2- 0				
1- 1	0- 1	0- 0	NEUTRAL	0- 0	0- 0	1- 0				
10- 3	0- 3	1- 0	NON-CONFERENCE	2- 0	1- 0	6- 0				
8- 0	0- 0	1- 0	HOME	2- 0	1- 0	4- 0				
1- 2	0- 2	0- 0	AWAY	0- 0	0- 0	1- 0				
1- 1	0- 1	0- 0	NEUTRAL	0- 0	0- 0	1- 0				
8- 1	0- 1	0- 0	CONFERENCE	5- 0	2- 0	1- 0				
4- 0	0- 0	0- 0	HOME	4- 0	0- 0	0- 0				
4- 1	0- 1	0- 0	AWAY	1- 0	2- 0	1- 0				
0- 0	0- 0	0- 0	NEUTRAL	0- 0	0- 0	0- 0				

RPI	S	Opponent	Score
4	N	UConn	49 73
10	A	Arizona St.	56 68
13	A	Louisville	69 79
25	A	Florida	72 82

RPI	S	Opponent	Score
39	H	Rutgers	65 43

RPI	S	Opponent	Score
51	A	Miami (FL)	69 58
70	H	Temple	75 47
78	H	Tulane	78 72
86	H	Boston College	75 42
89	H	Virginia	70 48
90	H	Virginia Tech	68 50
92	H	Georgia Tech	75 69

RPI	S	Opponent	Score
123	H	Mercer	79 36
132	A	Pittsburgh	66 55
148	A	Wake Forest	96 55
153	H	UAB	84 44
178	H	Jacksonville	77 60
241	N	Sam Houston St.	94 37
247	A	Clemson	85 40
292	H	Murray St.	101 59
308	H	North Florida	80 28
326	A	LIU Brooklyn	78 42

## LAST 12 Division I GAMES:

90	H	Virginia Tech	68 50
148	A	Wake Forest	96 55
51	A	Miami (FL)	69 58
89	H	Virginia	70 48
132	A	Pittsburgh	66 55
247	A	Clemson	85 40
92	H	Georgia Tech	75 69
86	H	Boston College	75 42
13	A	Louisville	69 79
178	H	Jacksonville	77 60
10	A	Arizona St.	56 68
292	H	Murray St.	101 59

Non-Div I Games:

Florida St.

■ Loss, 
 ■ Non-Conf, 
 ■ S Site, 
 ■ H Home 
 ■ A Away 
 N Neutral

Average RPI Win: <b>218</b>	WON-LOST	WINNING	LAST 10	STRENGTH OF	OPP. STRENGTH	TEAM	ADJ.	CONF.	ADJ CONF.
Average RPI Loss: <b>82</b>	RECORD	PCT. RANK	GAMES	SCHEDULE	OF SCHEDULE	RPI	RPI	RPI	RPI
DIV. I ONLY	<b>10- 12</b>	<b>198</b>	<b>5- 5</b>	<b>80</b>	<b>105</b>	<b>160</b>	<b>160</b>	<b>7</b>	<b>7</b>
DIV. I NON-CONF.	<b>5- 8</b>	<b>209</b>	<b>2- 1</b>	<b>171</b>	<b>145</b>	<b>222</b>	<b>222</b>	<b>8</b>	<b>8</b>
TOTALS	RPI 1-25	RPI 26-50	W-L RECORDS	RPI 51-100	RPI 101-150	RPI 150+			
10- 12	0- 2	1- 4	OVERALL	1- 2	0- 2	8- 2			
9- 3	0- 0	1- 1	HOME	1- 1	0- 0	7- 1			
1- 7	0- 1	0- 1	AWAY	0- 1	0- 0	1- 0			
0- 2	0- 1	0- 0	NEUTRAL	0- 0	0- 1	0- 0			
5- 8	0- 2	0- 2	NON-CONFERENCE	0- 1	0- 2	5- 1			
4- 3	0- 0	0- 1	HOME	0- 1	0- 0	4- 1			
1- 3	0- 1	0- 1	AWAY	0- 0	0- 1	1- 0			
0- 2	0- 1	0- 0	NEUTRAL	0- 0	0- 1	0- 0			
5- 4	0- 0	1- 2	CONFERENCE	1- 1	0- 0	3- 1			
5- 0	0- 0	1- 0	HOME	1- 0	0- 0	3- 0			
0- 4	0- 0	0- 2	AWAY	0- 1	0- 0	0- 1			
0- 0	0- 0	0- 0	NEUTRAL	0- 0	0- 0	0- 0			

RPI 1-25				RPI 26-50				RPI 51-100				RPI 101+ Team's RPI: 160			
RPI	S	Opponent	Score	RPI	S	Opponent	Score	RPI	S	Opponent	Score	RPI	S	Opponent	Score
18	A	Seton Hall	54 <b>66</b>	26	A	Duquesne	40 <b>55</b>	70	H	Temple	44 <b>57</b>	126	N	Texas Tech	48 <b>62</b>
20	N	Syracuse	54 <b>76</b>	33	A	St. Bonaventure	41 <b>55</b>	88	H	Saint Joseph's	47 40	136	A	Penn St.	59 <b>75</b>
				37	H	George Washington	76 69	96	A	VCU	51 <b>61</b>	170	A	Davidson	51 <b>69</b>
				48	A	Princeton	44 <b>55</b>					170	H	Davidson	51 40
				49	H	Vanderbilt	40 <b>53</b>					186	H	George Mason	66 54
												195	H	Delaware	48 <b>55</b>
												196	H	Rhode Island	50 42
												246	A	Manhattan	60 49
												282	H	Central Conn. St.	63 48
												306	H	Delaware St.	74 58
												332	H	Lafayette	61 49
												333	H	A&M-Corpus Christi	67 49
LAST 12 Division I GAMES:															
				37	H	George Washington	76 69	26	A	Duquesne	40 <b>55</b>				
				196	H	Rhode Island	50 42	33	A	St. Bonaventure	41 <b>55</b>				
				96	A	VCU	51 <b>61</b>	170	H	Davidson	51 40				
				170	A	Davidson	51 <b>69</b>	49	H	Vanderbilt	40 <b>53</b>				
				88	H	Saint Joseph's	47 40	333	H	A&M-Corpus Christi	67 49				
				186	H	George Mason	66 54	282	H	Central Conn. St.	63 48				

Non-Div I Games:

Fordham

■ Loss, 
 ■ Non-Conf, 
 S Site, 
 ■ Home 
 ■ Away 
 N Neutral

Average RPI Win:	231	WON-LOST	WINNING	LAST 10	STRENGTH OF	OPP. STRENGTH	TEAM	ADJ.	CONF.	ADJ CONF.
Average RPI Loss:	88	RECORD	PCT. RANK	GAMES	SCHEDULE	OF SCHEDULE	RPI	RPI	RPI	RPI
DIV. I ONLY	10- 8	139	8- 2	151	130	140	140	19	19	
DIV. I NON-CONF.	2- 7	280	0- 2	20	44	181	181	20	20	
TOTALS	RPI 1-25	RPI 26-50	W-L RECORDS	RPI 51-100	RPI 101-150	RPI 150+				
10- 8	0- 1	0- 1	OVERALL	0- 4	1- 0	9- 2				
5- 4	0- 1	0- 1	HOME	0- 1	1- 0	4- 1				
4- 4	0- 0	0- 0	AWAY	0- 3	0- 0	4- 1				
1- 0	0- 0	0- 0	NEUTRAL	0- 0	0- 0	1- 0				
2- 7	0- 1	0- 1	NON-CONFERENCE	0- 4	0- 0	2- 1				
1- 3	0- 1	0- 1	HOME	0- 1	0- 0	1- 0				
0- 4	0- 0	0- 0	AWAY	0- 3	0- 0	0- 1				
1- 0	0- 0	0- 0	NEUTRAL	0- 0	0- 0	1- 0				
8- 1	0- 0	0- 0	CONFERENCE	0- 0	1- 0	7- 1				
4- 1	0- 0	0- 0	HOME	0- 0	1- 0	3- 1				
4- 0	0- 0	0- 0	AWAY	0- 0	0- 0	4- 0				
0- 0	0- 0	0- 0	NEUTRAL	0- 0	0- 0	0- 0				

RPI S	Opponent	Score	RPI S	Opponent	Score	RPI S	Opponent	Score	RPI S	Opponent	Score	Team's RPI: 140
19	H Washington	79 89	37	H George Washington	53 61	53	A St. Mary's (CA)	81 83	113	H Boise St.	62 57	
						64	A UC Riverside	68 86	164	A New Mexico	69 65	
						68	A Utah	63 78	168	H UNLV	58 54	
						69	H San Diego	68 72	176	A Cal Poly	60 64	
									200	N Northeastern	69 55	
									218	A San Jose St.	59 54	
									218	H San Jose St.	64 66	
									245	A Wyoming	49 42	
									266	H CSU Bakersfield	57 52	
									274	H San Diego St.	54 49	
									316	A Nevada	67 59	
									343	H Air Force	70 46	
LAST 12 Division I GAMES:												
218	H San Jose St.	64 66	316	A Nevada	67 59							
245	A Wyoming	49 42	164	A New Mexico	69 65							
343	H Air Force	70 46	168	H UNLV	58 54							
274	H San Diego St.	54 49	68	A Utah	63 78							
218	A San Jose St.	59 54	69	H San Diego	68 72							
113	H Boise St.	62 57	176	A Cal Poly	60 64							

Non-Div I Games: Fresno Pacific 78 33 Stanislaus St. 72 49

Fresno St.

Loss, Non-Conf, S Site, H Home A Away N Neutral

Average RPI Win: <b>263</b>	WON-LOST	WINNING	LAST 10	STRENGTH OF	OPP. STRENGTH	TEAM	ADJ.	CONF.	ADJ CONF.
Average RPI Loss: <b>138</b>	RECORD	PCT. RANK	GAMES	SCHEDULE	OF SCHEDULE	RPI	RPI	RPI	RPI
DIV. I ONLY	9- 11	200	4- 5	247	229	222	222	17	17
DIV. I NON-CONF.	5- 8	209	0- 4	255	271	239	239	16	16
TOTALS	RPI 1-25	RPI 26-50	W-L RECORDS	RPI 51-100	RPI 101-150	RPI 150+			
9- 11	0- 0	0- 1	OVERALL	0- 4	0- 3	9- 3			
4- 5	0- 0	0- 0	HOME	0- 2	0- 2	4- 1			
5- 6	0- 0	0- 0	AWAY	0- 1	0- 1	5- 0			
0- 0	0- 0	0- 0	NEUTRAL	0- 0	0- 0	0- 0			
5- 8	0- 0	0- 1	NON-CONFERENCE	0- 3	0- 1	5- 3			
3- 2	0- 0	0- 0	HOME	0- 1	0- 0	3- 1			
2- 6	0- 0	0- 1	AWAY	0- 2	0- 1	2- 2			
0- 0	0- 0	0- 0	NEUTRAL	0- 0	0- 0	0- 0			
4- 3	0- 0	0- 0	CONFERENCE	0- 1	0- 2	4- 0			
1- 3	0- 0	0- 0	HOME	0- 1	0- 2	1- 0			
3- 0	0- 0	0- 0	AWAY	0- 0	0- 0	3- 0			
0- 0	0- 0	0- 0	NEUTRAL	0- 0	0- 0	0- 0			

RPI 1-25			RPI 26-50			RPI 51-100			RPI 101+			Team's RPI: 222			
RPI	S	Opponent	Score	RPI	S	Opponent	Score	RPI	S	Opponent	Score				
				35	A	Georgia	39 77	58	H	Chattanooga	50 56	121	H	Samford	45 58
								79	H	Elon	55 65	123	H	Mercer	50 61
								90	A	Virginia Tech	30 59	141	A	UNC Asheville	71 84
								96	A	VCU	45 67	151	H	ETSU	81 77
												170	H	Davidson	51 69
												209	A	Richmond	69 62
												237	A	USC Upstate	75 63
												247	H	Clemson	70 49
												256	A	Appalachian St.	78 92
												288	A	UNCG	75 59
												302	A	Western Caro.	83 76
												307	H	South Carolina St.	59 46
												309	A	Wofford	70 61
												313	H	Winthrop	71 52
												348	A	N.C. Central	61 66
LAST 12 Division I GAMES:															
				123	H	Mercer	50 61					151	H	ETSU	81 77
				121	H	Samford	45 58					348	A	N.C. Central	61 66
				288	A	UNCG	75 59					90	A	Virginia Tech	30 59
				302	A	Western Caro.	83 76					256	A	Appalachian St.	78 92
				309	A	Wofford	70 61					141	A	UNC Asheville	71 84
				58	H	Chattanooga	50 56					237	A	USC Upstate	75 63

Non-Div I Games: Converse 89 52 North Greenville 69 39

Furman

## Ga. Southern

Through Games Of Feb. 3, 2016

Average RPI Win:	<b>267</b>	WON-LOST	WINNING	LAST 10	STRENGTH OF	OPP. STRENGTH	TEAM	ADJ.	CONF.	ADJ CONF.
Average RPI Loss:	<b>175</b>	RECORD	PCT. RANK	GAMES	SCHEDULE	OF SCHEDULE	RPI	RPI	RPI	RPI
DIV. I ONLY	<b>6- 13</b>	<b>267</b>	<b>3- 7</b>	<b>237</b>	<b>280</b>	<b>273</b>	<b>273</b>	<b>16</b>	<b>16</b>	
DIV. I NON-CONF.	<b>3- 6</b>	<b>234</b>	<b>0- 2</b>	<b>264</b>	<b>343</b>	<b>284</b>	<b>284</b>	<b>14</b>	<b>14</b>	
TOTALS	RPI 1-25	RPI 26-50	W-L RECORDS	RPI 51-100	RPI 101-150	RPI 150+				
6- 13	0- 0	0- 1	OVERALL	0- 1	0- 3	6- 8				
3- 5	0- 0	0- 0	HOME	0- 0	0- 1	3- 4				
3- 7	0- 0	0- 1	AWAY	0- 1	0- 2	3- 3				
0- 1	0- 0	0- 0	NEUTRAL	0- 0	0- 0	0- 1				
3- 6	0- 0	0- 1	NON-CONFERENCE	0- 0	0- 1	3- 4				
2- 2	0- 0	0- 0	HOME	0- 0	0- 0	2- 2				
1- 3	0- 0	0- 1	AWAY	0- 0	0- 1	1- 1				
0- 1	0- 0	0- 0	NEUTRAL	0- 0	0- 0	0- 1				
3- 7	0- 0	0- 0	CONFERENCE	0- 1	0- 2	3- 4				
1- 3	0- 0	0- 0	HOME	0- 0	0- 1	1- 2				
2- 4	0- 0	0- 0	AWAY	0- 1	0- 1	2- 2				
0- 0	0- 0	0- 0	NEUTRAL	0- 0	0- 0	0- 0				

RPI 1-25			RPI 26-50			RPI 51-100			RPI 101+			Team's RPI: 273
RPI	S	Opponent	Score	RPI	S	Opponent	Score	RPI	S	Opponent	Score	
				35	A	Georgia	28 <b>75</b>	55	A	Arkansas St.	54 <b>77</b>	
								111	H	La.-Lafayette	39 <b>56</b>	
								123	A	Mercer	50 <b>62</b>	
								149	A	Texas St.	56 <b>61</b>	
								171	A	Texas-Arlington	31 <b>70</b>	
								175	A	Little Rock	36 <b>69</b>	
								198	H	Troy	66 <b>81</b>	
								199	A	Stetson	57 <b>79</b>	
								207	H	Robert Morris	49 <b>64</b>	
								219	H	South Ala.	57 43	
								256	A	Appalachian St.	65 50	
								257	N	Bethune-Cookman	49 <b>65</b>	
								260	A	Georgia St.	61 50	
								268	H	La.-Monroe	49 <b>50</b>	
								279	H	Jacksonville St.	60 56	
								291	H	Charleston So.	64 51	
								294	A	Savannah St.	64 48	
								327	H	Lipscomb	55 <b>66</b>	
LAST 12 Division I GAMES:												
				55	A	Arkansas St.	54 <b>77</b>	198	H	Troy	66 <b>81</b>	
				175	A	Little Rock	36 <b>69</b>	219	H	South Ala.	57 43	
				256	A	Appalachian St.	65 50	171	A	Texas-Arlington	31 <b>70</b>	
				260	A	Georgia St.	61 50	149	A	Texas St.	56 <b>61</b>	
				268	H	La.-Monroe	49 <b>50</b>	257	N	Bethune-Cookman	49 <b>65</b>	
				111	H	La.-Lafayette	39 <b>56</b>	199	A	Stetson	57 <b>79</b>	

Non-Div I Games:

Ga. Southern

■ Loss, 
 ■ Non-Conf, 
 ■ S Site, 
 ■ H Home 
 ■ A Away 
 N Neutral

Average RPI Win:	239	WON-LOST	WINNING	LAST 10	STRENGTH OF	OPP. STRENGTH	TEAM	ADJ.	CONF.	ADJ CONF.
Average RPI Loss:	180	RECORD	PCT. RANK	GAMES	SCHEDULE	OF SCHEDULE	RPI	RPI	RPI	RPI
DIV. I ONLY	12- 8	114	7- 3	293	241	212	212	26	26	
DIV. I NON-CONF.	4- 4	160	0- 1	296	104	252	252	28	28	
TOTALS	RPI 1-25	RPI 26-50	W-L RECORDS	RPI 51-100	RPI 101-150	RPI 150+				
12- 8	0- 0	0- 0	OVERALL	0- 1	3- 4	9- 3				
9- 2	0- 0	0- 0	HOME	0- 0	1- 1	8- 1				
3- 3	0- 0	0- 0	AWAY	0- 0	2- 1	1- 2				
0- 3	0- 0	0- 0	NEUTRAL	0- 1	0- 2	0- 0				
4- 4	0- 0	0- 0	NON-CONFERENCE	0- 1	1- 3	3- 0				
3- 1	0- 0	0- 0	HOME	0- 0	0- 1	3- 0				
1- 0	0- 0	0- 0	AWAY	0- 0	1- 0	0- 0				
0- 3	0- 0	0- 0	NEUTRAL	0- 1	0- 2	0- 0				
8- 4	0- 0	0- 0	CONFERENCE	0- 0	2- 1	6- 3				
6- 1	0- 0	0- 0	HOME	0- 0	1- 0	5- 1				
2- 3	0- 0	0- 0	AWAY	0- 0	1- 1	1- 2				
0- 0	0- 0	0- 0	NEUTRAL	0- 0	0- 0	0- 0				

RPI 1-25			RPI 26-50			RPI 51-100			RPI 101+			Team's RPI: 212
RPI	S	Opponent	Score	RPI	S	Opponent	Score	RPI	S	Opponent	Score	
						95 N Arizona	60 79	104 A	Liberty	51 73		
								104 H	Liberty	61 57		
								120 A	North Carolina	66 65		
								126 N	Western Mich.	44 71		
								138 H	Pacific	77 84		
								141 A	UNC Asheville	58 56		
								147 N	SMU	61 69		
								203 A	Presbyterian	53 60		
								229 H	Radford	54 50		
								239 H	High Point	82 70		
								281 A	Campbell	70 35		
								281 H	Campbell	68 56		
								285 H	Kennesaw St.	70 56		
								288 H	UNCG	59 57		
								291 H	Charleston So.	63 55		
								304 H	Longwood	67 42		
								309 H	Wofford	64 61		
								311 H	Coastal Caro.	56 59		
								313 A	Winthrop	62 81		
LAST 12 Division I GAMES:												
281 H		Campbell	68 56	291 H		Charleston So.	63 55					
203 A		Presbyterian	53 60	239 H		High Point	82 70					
104 A		Liberty	51 73	281 A		Campbell	70 35					
229 H		Radford	54 50	311 H		Coastal Caro.	56 59					
304 H		Longwood	67 42	95 N		Arizona	60 79					
141 A		UNC Asheville	58 56	147 N		SMU	61 69					

Non-Div I Games: Montreat 84 49 Bluefield Col. 64 51

Gardner-Webb

Loss, Non-Conf, S Site, H Home A Away N Neutral

## George Mason

Through Games Of Feb. 3, 2016

Average RPI Win:	216	WON-LOST	WINNING	LAST 10	STRENGTH OF	OPP. STRENGTH	TEAM	ADJ.	CONF.	ADJ CONF.
Average RPI Loss:	99	RECORD	PCT. RANK	GAMES	SCHEDULE	OF SCHEDULE	RPI	RPI	RPI	RPI
DIV. I ONLY	9- 14	234	4- 6	105	117	186	186	7	7	
DIV. I NON-CONF.	5- 8	209	0- 2	232	119	224	224	8	8	
TOTALS	RPI 1-25	RPI 26-50	W-L RECORDS	RPI 51-100	RPI 101-150	RPI 150+				
9- 14	0- 0	0- 3	OVERALL	2- 7	0- 0	7- 4				
6- 3	0- 0	0- 1	HOME	1- 2	0- 0	5- 0				
1- 10	0- 0	0- 2	AWAY	1- 4	0- 0	0- 4				
2- 1	0- 0	0- 0	NEUTRAL	0- 1	0- 0	2- 0				
5- 8	0- 0	0- 0	NON-CONFERENCE	0- 6	0- 0	5- 2				
3- 1	0- 0	0- 0	HOME	0- 1	0- 0	3- 0				
0- 6	0- 0	0- 0	AWAY	0- 4	0- 0	0- 2				
2- 1	0- 0	0- 0	NEUTRAL	0- 1	0- 0	2- 0				
4- 6	0- 0	0- 3	CONFERENCE	2- 1	0- 0	2- 2				
3- 2	0- 0	0- 1	HOME	1- 1	0- 0	2- 0				
1- 4	0- 0	0- 2	AWAY	1- 0	0- 0	0- 2				
0- 0	0- 0	0- 0	NEUTRAL	0- 0	0- 0	0- 0				

RPI S	Opponent	Score	RPI S	Opponent	Score	RPI S	Opponent	Score	RPI S	Opponent	Score	Team's RPI: 186
26	H Duquesne	56 72	52	N Western Ky.	58 84	160	A Fordham	54 66				
33	A St. Bonaventure	55 70	67	A Auburn	59 88	168	A UNLV	59 67				
37	A George Washington	68 82	68	A Utah	62 74	170	A Davidson	63 68				
			85	A Saint Louis	73 63	189	N Tulsa	64 63				
			85	H Saint Louis	50 61	195	H Delaware	90 83				
			90	A Virginia Tech	63 80	228	H Massachusetts	64 59				
			95	A Arizona	60 68	229	A Radford	63 66				
			96	H VCU	70 54	248	N Pepperdine	71 63				
			100	H Georgetown	57 63	280	H La Salle	79 70				
						283	H Towson	88 76				
						343	H Air Force	69 52				
LAST 12 Division I GAMES:												
170	A Davidson	63 68	160	A Fordham	54 66							
228	H Massachusetts	64 59	280	H La Salle	79 70							
85	H Saint Louis	50 61	26	H Duquesne	56 72							
37	A George Washington	68 82	85	A Saint Louis	73 63							
96	H VCU	70 54	95	A Arizona	60 68							
33	A St. Bonaventure	55 70	67	A Auburn	59 88							

Non-Div I Games:

George Mason

■ Loss, 
 ■ Non-Conf, 
 ■ S Site, 
 ■ H Home 
 ■ A Away 
 N Neutral

Average RPI Win: 151		WON-LOST	WINNING	LAST 10	STRENGTH OF		OPP. STRENGTH	TEAM	ADJ.	CONF.	ADJ CONF.
Average RPI Loss: 87		RECORD	PCT. RANK	GAMES	SCHEDULE		OF SCHEDULE	RPI	RPI	RPI	RPI
DIV. I ONLY		19- 4	20	9- 1	100		67	37	37	7	7
DIV. I NON-CONF.		10- 3	61	2- 0	92		47	47	47	8	8
TOTALS		RPI 1-25	RPI 26-50		W-L RECORDS		RPI 51-100	RPI 101-150		RPI 150+	
19- 4	0- 1	3- 0		OVERALL		3- 1	4- 1		9- 1		
10- 1	0- 0	0- 0		HOME		2- 1	1- 0		7- 0		
7- 2	0- 1	2- 0		AWAY		1- 0	3- 0		1- 1		
2- 1	0- 0	1- 0		NEUTRAL		0- 0	0- 1		1- 0		
10- 3	0- 1	1- 0		NON-CONFERENCE		1- 1	4- 1		4- 0		
5- 1	0- 0	0- 0		HOME		1- 1	1- 0		3- 0		
3- 1	0- 1	0- 0		AWAY		0- 0	3- 0		0- 0		
2- 1	0- 0	1- 0		NEUTRAL		0- 0	0- 1		1- 0		
9- 1	0- 0	2- 0		CONFERENCE		2- 0	0- 0		5- 1		
5- 0	0- 0	0- 0		HOME		1- 0	0- 0		4- 0		
4- 1	0- 0	2- 0		AWAY		1- 0	0- 0		1- 1		
0- 0	0- 0	0- 0		NEUTRAL		0- 0	0- 0		0- 0		

RPI S	Opponent	Score	RPI S	Opponent	Score	Team's RPI: 37	RPI S	Opponent	Score	RPI S	Opponent	Score	RPI S	Opponent	Score
6	A Stanford	63 84	26	A Duquesne	70 52		60	H Villanova	78 70	107	N Wright St.	71 77			
			43	N Iowa	81 77		73	H FGCU	60 64	118	H Iona	70 65			
			50	A Dayton	62 61		85	H Saint Louis	89 80	128	A Memphis	68 62			
							88	A Saint Joseph's	70 45	140	A Fresno St.	61 53			
										143	A Illinois	70 57			
										160	A Fordham	69 76			
										170	A Davidson	79 60			
										186	H George Mason	82 68			
										196	H Rhode Island	68 52			
										216	H Grambling	85 58			
										217	H Hartford	82 51			
										228	H Massachusetts	67 50			
										238	N Houston	82 78			
										253	H American	78 48			
										280	H La Salle	83 59			
LAST 12 Division I GAMES:															
160	A Fordham	69 76	280	H La Salle	83 59										
85	H Saint Louis	89 80	50	A Dayton	62 61										
170	A Davidson	79 60	196	H Rhode Island	68 52										
186	H George Mason	82 68	88	A Saint Joseph's	70 45										
228	H Massachusetts	67 50	217	H Hartford	82 51										
26	A Duquesne	70 52	143	A Illinois	70 57										

Non-Div I Games:

George Washington

■ Loss, 
■ Non-Conf, S Site, 
■ Home 
■ Away 
N Neutral



Average RPI Win:	<b>192</b>	WON-LOST	WINNING	LAST 10	STRENGTH OF	OPP. STRENGTH	TEAM	ADJ.	CONF.	ADJ CONF.
Average RPI Loss:	<b>87</b>	RECORD	PCT. RANK	GAMES	SCHEDULE	OF SCHEDULE	RPI	RPI	RPI	RPI
DIV. I ONLY	<b>12- 9</b>	<b>132</b>	<b>3- 0</b>	<b>141</b>	<b>88</b>	<b>100</b>	<b>100</b>	<b>6</b>	<b>6</b>	
DIV. I NON-CONF.	<b>7- 3</b>	<b>91</b>	<b>1- 0</b>	<b>187</b>	<b>269</b>	<b>87</b>	<b>87</b>	<b>6</b>	<b>6</b>	
TOTALS	RPI 1-25	RPI 26-50	W-L RECORDS	RPI 51-100	RPI 101-150	RPI 150+				
12- 9	0- 1	0- 3	OVERALL	2- 1	3- 3	7- 1				
5- 2	0- 1	0- 1	HOME	1- 0	1- 0	3- 0				
5- 7	0- 0	0- 2	AWAY	1- 1	1- 3	3- 1				
2- 0	0- 0	0- 0	NEUTRAL	0- 0	1- 0	1- 0				
7- 3	0- 0	0- 1	NON-CONFERENCE	1- 0	1- 2	5- 0				
3- 0	0- 0	0- 0	HOME	1- 0	0- 0	2- 0				
2- 3	0- 0	0- 1	AWAY	0- 0	0- 2	2- 0				
2- 0	0- 0	0- 0	NEUTRAL	0- 0	1- 0	1- 0				
5- 6	0- 1	0- 2	CONFERENCE	1- 1	2- 1	2- 1				
2- 2	0- 1	0- 1	HOME	0- 0	1- 0	1- 0				
3- 4	0- 0	0- 1	AWAY	1- 1	1- 1	1- 1				
0- 0	0- 0	0- 0	NEUTRAL	0- 0	0- 0	0- 0				

RPI 1-25				RPI 26-50				RPI 51-100				Team's RPI: 100	RPI 101+			
RPI	S	Opponent	Score	RPI	S	Opponent	Score	RPI	S	Opponent	Score		RPI	S	Opponent	Score
18	H	Seton Hall	75 83	29	A	DePaul	53 75	60	A	Villanova	57 51		125	A	Creighton	57 44
				33	A	St. Bonaventure	54 69	77	A	Marquette	72 87		125	H	Creighton	69 57
				42	H	St. John's (NY)	60 65	90	H	Virginia Tech	73 56		128	A	Memphis	53 57
													130	N	Quinnipiac	80 68
													137	A	Xavier	54 59
													142	A	Alabama	66 78
													173	A	Butler	76 82
													186	A	George Mason	63 57
													195	H	Delaware	61 50
													233	A	Providence	82 51
													233	H	Providence	63 53
													283	H	Towson	82 46
													296	A	UMES	71 60
													346	N	St. Francis Brooklyn	74 52
LAST 12 Division I GAMES:																
				346	N	St. Francis Brooklyn	74 52					77	A	Marquette	72 87	
				125	A	Creighton	57 44					29	A	DePaul	53 75	
				233	A	Providence	82 51					233	H	Providence	63 53	
				60	A	Villanova	57 51					125	H	Creighton	69 57	
				18	H	Seton Hall	75 83					173	A	Butler	76 82	
				42	H	St. John's (NY)	60 65					137	A	Xavier	54 59	

Non-Div I Games:

Georgetown

■ Loss, 
 ■ Non-Conf, 
 ■ S Site, 
 ■ H Home 
 ■ A Away 
 N Neutral

Average RPI Win:	143	WON-LOST	WINNING	LAST 10	STRENGTH OF	OPP. STRENGTH	TEAM	ADJ.	CONF.	ADJ CONF.
Average RPI Loss:	56	RECORD	PCT. RANK	GAMES	SCHEDULE	OF SCHEDULE	RPI	RPI	RPI	RPI
DIV. I ONLY	16- 6	55	3- 0	21	82	35	35	2	2	
DIV. I NON-CONF.	12- 1	10	1- 0	87	182	13	13	2	2	
TOTALS	RPI 1-25	RPI 26-50	W-L RECORDS	RPI 51-100	RPI 101-150	RPI 150+				
16- 6	3- 4	2- 0	OVERALL	2- 0	2- 2	7- 0				
11- 3	1- 2	1- 0	HOME	2- 0	1- 1	6- 0				
4- 3	1- 2	1- 0	AWAY	0- 0	1- 1	1- 0				
1- 0	1- 0	0- 0	NEUTRAL	0- 0	0- 0	0- 0				
12- 1	2- 1	0- 0	NON-CONFERENCE	1- 0	2- 0	7- 0				
9- 0	1- 0	0- 0	HOME	1- 0	1- 0	6- 0				
2- 1	0- 1	0- 0	AWAY	0- 0	1- 0	1- 0				
1- 0	1- 0	0- 0	NEUTRAL	0- 0	0- 0	0- 0				
4- 5	1- 3	2- 0	CONFERENCE	1- 0	0- 2	0- 0				
2- 3	0- 2	1- 0	HOME	1- 0	0- 1	0- 0				
2- 2	1- 1	1- 0	AWAY	0- 0	0- 1	0- 0				
0- 0	0- 0	0- 0	NEUTRAL	0- 0	0- 0	0- 0				

RPI	S	Opponent	Score	RPI	S	Opponent	Score	RPI	S	Opponent	Score	RPI	S	Opponent	Score
16	A	Texas A&M	62 73	31	H	Mississippi St.	47 43	67	H	Auburn	63 30	107	A	Wright St.	63 57
17	A	Michigan St.	45 66	49	A	Vanderbilt	64 58	92	H	Georgia Tech	78 66	112	H	LSU	46 53
18	H	Seton Hall	70 52									123	H	Mercer	57 44
21	N	BYU	66 58									142	A	Alabama	50 64
22	H	Kentucky	53 64									199	H	Stetson	76 55
24	H	Missouri	48 54									211	H	Cincinnati	60 42
25	A	Florida	71 61									222	H	Furman	77 39
												273	H	Ga. Southern	75 28
												278	H	Tennessee Tech	81 48
												284	A	CSUN	83 58
												285	H	Kennesaw St.	89 34
LAST 12 Division I GAMES:															
284	A	CSUN	83 58	25	A	Florida	71 61								
49	A	Vanderbilt	64 58	22	H	Kentucky	53 64								
67	H	Auburn	63 30	24	H	Missouri	48 54								
112	H	LSU	46 53	16	A	Texas A&M	62 73								
31	H	Mississippi St.	47 43	278	H	Tennessee Tech	81 48								
142	A	Alabama	50 64	211	H	Cincinnati	60 42								

Non-Div I Games:

Georgia

■ Loss, 
■ Non-Conf, S Site, 
■ Home 
■ Away 
N Neutral

Average RPI Win:	258	WON-LOST	WINNING	LAST 10	STRENGTH OF	OPP. STRENGTH	TEAM	ADJ.	CONF.	ADJ CONF.
Average RPI Loss:	180	RECORD	PCT. RANK	GAMES	SCHEDULE	OF SCHEDULE	RPI	RPI	RPI	RPI
DIV. I ONLY	8- 11	218	3- 7	289	263	260	260	16	16	
DIV. I NON-CONF.	5- 4	138	2- 0	314	333	236	236	14	14	
TOTALS	RPI 1-25	RPI 26-50	W-L RECORDS	RPI 51-100	RPI 101-150	RPI 150+				
8- 11	0- 0	0- 0	OVERALL	0- 2	0- 3	8- 6				
3- 6	0- 0	0- 0	HOME	0- 1	0- 1	3- 4				
4- 5	0- 0	0- 0	AWAY	0- 1	0- 2	4- 2				
1- 0	0- 0	0- 0	NEUTRAL	0- 0	0- 0	1- 0				
5- 4	0- 0	0- 0	NON-CONFERENCE	0- 1	0- 1	5- 2				
2- 2	0- 0	0- 0	HOME	0- 1	0- 0	2- 1				
2- 2	0- 0	0- 0	AWAY	0- 0	0- 1	2- 1				
1- 0	0- 0	0- 0	NEUTRAL	0- 0	0- 0	1- 0				
3- 7	0- 0	0- 0	CONFERENCE	0- 1	0- 2	3- 4				
1- 4	0- 0	0- 0	HOME	0- 0	0- 1	1- 3				
2- 3	0- 0	0- 0	AWAY	0- 1	0- 1	2- 1				
0- 0	0- 0	0- 0	NEUTRAL	0- 0	0- 0	0- 0				

RPI 1-25				RPI 26-50				RPI 51-100				RPI 101+				Team's RPI: 260	
RPI	S	Opponent	Score	RPI	S	Opponent	Score	RPI	S	Opponent	Score	RPI	S	Opponent	Score		
								55	A	Arkansas St.	54	75	111	H	La.-Lafayette	57	77
								87	H	Charlotte	71	83	142	A	Alabama	56	72
												149	A	Texas St.	71	80	
												171	A	Texas-Arlington	68	63	
												175	A	Little Rock	32	59	
												198	H	Troy	90	97	
												199	A	Stetson	80	72	
												219	H	South Ala.	52	60	
												256	A	Appalachian St.	80	75	
												257	N	Bethune-Cookman	68	61	
												268	H	La.-Monroe	65	52	
												273	H	Ga. Southern	50	61	
												278	A	Tennessee Tech	65	72	
												285	A	Kennesaw St.	66	62	
												289	H	Morehead St.	90	99	
												308	H	North Florida	76	63	
												321	H	Howard	65	58	
LAST 12 Division I GAMES:																	
175	A	Little Rock	32	59	219	H	South Ala.	52	60								
55	A	Arkansas St.	54	75	198	H	Troy	90	97								
256	A	Appalachian St.	80	75	149	A	Texas St.	71	80								
273	H	Ga. Southern	50	61	171	A	Texas-Arlington	68	63								
111	H	La.-Lafayette	57	77	199	A	Stetson	80	72								
268	H	La.-Monroe	65	52	257	N	Bethune-Cookman	68	61								

Non-Div I Games:

Georgia St.

■ Loss, 
 ■ Non-Conf, 
 ■ S Site, 
 ■ H Home 
 ■ A Away 
 N Neutral

Average RPI Win:	208	WON-LOST	WINNING	LAST 10	STRENGTH OF	OPP. STRENGTH	TEAM	ADJ.	CONF.	ADJ CONF.
Average RPI Loss:	39	RECORD	PCT. RANK	GAMES	SCHEDULE	OF SCHEDULE	RPI	RPI	RPI	RPI
DIV. I ONLY	13- 9	121	4- 6	53	95	92	92	5	5	
DIV. I NON-CONF.	10- 3	61	3- 0	175	313	92	92	5	5	
TOTALS	RPI 1-25	RPI 26-50	W-L RECORDS	RPI 51-100	RPI 101-150	RPI 150+				
13- 9	0- 4	0- 2	OVERALL	1- 2	4- 1	8- 0				
10- 3	0- 2	0- 0	HOME	1- 1	3- 0	6- 0				
2- 5	0- 2	0- 2	AWAY	0- 1	1- 0	1- 0				
1- 1	0- 0	0- 0	NEUTRAL	0- 0	0- 1	1- 0				
10- 3	0- 0	0- 1	NON-CONFERENCE	0- 1	3- 1	7- 0				
8- 0	0- 0	0- 0	HOME	0- 0	2- 0	6- 0				
1- 2	0- 0	0- 1	AWAY	0- 1	1- 0	0- 0				
1- 1	0- 0	0- 0	NEUTRAL	0- 0	0- 1	1- 0				
3- 6	0- 4	0- 1	CONFERENCE	1- 1	1- 0	1- 0				
2- 3	0- 2	0- 0	HOME	1- 1	1- 0	0- 0				
1- 3	0- 2	0- 1	AWAY	0- 0	0- 0	1- 0				
0- 0	0- 0	0- 0	NEUTRAL	0- 0	0- 0	0- 0				

RPI 1-25				RPI 26-50				RPI 51-100				Team's RPI: 92		RPI 101+			
RPI	S	Opponent	Score	RPI	S	Opponent	Score	RPI	S	Opponent	Score			RPI	S	Opponent	Score
1	A	Notre Dame	76 85	35	A	Georgia	66 78	54	A	Indiana	60 69			114	N	UNI	58 61
1	H	Notre Dame	42 54	36	A	North Carolina St.	57 65	86	H	Boston College	62 56			120	H	North Carolina	80 73
11	A	Florida St.	69 75					89	H	Virginia	67 78			121	H	Samford	66 55
13	H	Louisville	65 78											124	A	IUPUI	60 50
														142	H	Alabama	70 58
														157	H	Loyola Chicago	84 77
														237	H	USC Upstate	87 46
														239	N	High Point	81 61
														247	A	Clemson	76 63
														271	H	Prairie View	96 48
														293	H	Alabama St.	80 54
														315	H	Southeastern La.	102 49
														346	H	St. Francis Brooklyn	89 51
LAST 12 Division I GAMES:																	
				86	H	Boston College	62 56	36	A	North Carolina St.	57 65						
				1	H	Notre Dame	42 54	13	H	Louisville	65 78						
				247	A	Clemson	76 63	1	A	Notre Dame	76 85						
				89	H	Virginia	67 78	124	A	IUPUI	60 50						
				120	H	North Carolina	80 73	142	H	Alabama	70 58						
				11	A	Florida St.	69 75	271	H	Prairie View	96 48						

Non-Div I Games:

Georgia Tech

■ Loss, 
 ■ Non-Conf, 
 ■ S Site, 
 ■ H Home 
 ■ A Away 
 N Neutral

Average RPI Win:	188	WON-LOST	WINNING	LAST 10	STRENGTH OF	OPP. STRENGTH	TEAM	ADJ.	CONF.	ADJ CONF.
Average RPI Loss:	60	RECORD	PCT. RANK	GAMES	SCHEDULE	OF SCHEDULE	RPI	RPI	RPI	RPI
DIV. I ONLY	14- 9	111	5- 5	70	97	84	84	8	8	
DIV. I NON-CONF.	8- 4	100	1- 0	105	78	103	103	9	9	
TOTALS	RPI 1-25	RPI 26-50	W-L RECORDS	RPI 51-100	RPI 101-150	RPI 150+				
14- 9	0- 2	2- 1	OVERALL	1- 4	2- 2	9- 0				
9- 3	0- 1	1- 1	HOME	1- 1	2- 0	5- 0				
5- 5	0- 1	1- 0	AWAY	0- 3	0- 1	4- 0				
0- 1	0- 0	0- 0	NEUTRAL	0- 0	0- 1	0- 0				
8- 4	0- 1	2- 1	NON-CONFERENCE	0- 1	0- 1	6- 0				
6- 2	0- 1	1- 1	HOME	0- 0	0- 0	5- 0				
2- 1	0- 0	1- 0	AWAY	0- 1	0- 0	1- 0				
0- 1	0- 0	0- 0	NEUTRAL	0- 0	0- 1	0- 0				
6- 5	0- 1	0- 0	CONFERENCE	1- 3	2- 1	3- 0				
3- 1	0- 0	0- 0	HOME	1- 1	2- 0	0- 0				
3- 4	0- 1	0- 0	AWAY	0- 2	0- 1	3- 0				
0- 0	0- 0	0- 0	NEUTRAL	0- 0	0- 0	0- 0				

RPI 1-25				RPI 26-50				RPI 51-100 Team's RPI: 84				RPI 101+			
RPI	S	Opponent	Score	RPI	S	Opponent	Score	RPI	S	Opponent	Score	RPI	S	Opponent	Score
6	H	Stanford	48 65	28	H	Southern California	56 60	53	H	St. Mary's (CA)	68 69	115	A	San Francisco	52 71
21	A	BYU	54 58	40	H	West Virginia	62 57	56	A	Washington St.	48 55	115	H	San Francisco	68 47
				50	A	Dayton	57 47	69	A	San Diego	54 63	120	N	North Carolina	62 67
								72	A	Santa Clara	64 71	138	H	Pacific	68 61
								72	H	Santa Clara	53 44	155	H	Montana St.	65 52
												180	H	Eastern Wash.	78 56
												230	H	Grand Canyon	70 44
												244	A	Loyola Marymount	66 59
												245	H	Wyoming	61 57
												248	A	Pepperdine	74 57
												269	A	Portland	71 63
												300	A	Colgate	80 50
												343	H	Air Force	88 35
LAST 12 Division I GAMES:															
115	A	San Francisco	52 71	269	A	Portland	71 63								
72	A	Santa Clara	64 71	72	H	Santa Clara	53 44								
138	H	Pacific	68 61	115	H	San Francisco	68 47								
53	H	St. Mary's (CA)	68 69	244	A	Loyola Marymount	66 59								
69	A	San Diego	54 63	248	A	Pepperdine	74 57								
21	A	BYU	54 58	300	A	Colgate	80 50								

Non-Div I Games:

Gonzaga

■ Loss, 
 ■ Non-Conf, S Site, 
 ■ Home 
 ■ Away 
 N Neutral

Average RPI Win:	318	WON-LOST	WINNING	LAST 10	STRENGTH OF	OPP. STRENGTH	TEAM	ADJ.	CONF.	ADJ CONF.
Average RPI Loss:	150	RECORD	PCT. RANK	GAMES	SCHEDULE	OF SCHEDULE	RPI	RPI	RPI	RPI
DIV. I ONLY	7- 11	235	7- 3	232	309	216	216	32	32	
DIV. I NON-CONF.	1- 8	320	1- 2	37	105	200	200	31	31	
TOTALS	RPI 1-25	RPI 26-50	W-L RECORDS	RPI 51-100	RPI 101-150	RPI 150+				
7- 11	0- 1	0- 2	OVERALL	0- 0	0- 2	7- 6				
3- 1	0- 0	0- 0	HOME	0- 0	0- 0	3- 1				
4- 10	0- 0	0- 0	AWAY	0- 0	0- 1	4- 3				
0- 0	0- 0	0- 0	NEUTRAL	0- 0	0- 0	0- 0				
1- 8	0- 1	0- 2	NON-CONFERENCE	0- 0	0- 2	1- 3				
0- 0	0- 0	0- 0	HOME	0- 0	0- 0	0- 0				
1- 8	0- 1	0- 2	AWAY	0- 0	0- 2	1- 3				
0- 0	0- 0	0- 0	NEUTRAL	0- 0	0- 0	0- 0				
6- 3	0- 0	0- 0	CONFERENCE	0- 0	0- 0	6- 3				
3- 1	0- 0	0- 0	HOME	0- 0	0- 0	3- 1				
3- 2	0- 0	0- 0	AWAY	0- 0	0- 0	3- 2				
0- 0	0- 0	0- 0	NEUTRAL	0- 0	0- 0	0- 0				

RPI 1-25				RPI 26-50				RPI 51-100				RPI 101+ Team's RPI: 216			
RPI	S	Opponent	Score	RPI	S	Opponent	Score	RPI	S	Opponent	Score	RPI	S	Opponent	Score
3	A	Baylor	42 96	31	A	Mississippi St.	43 107					126	A	Texas Tech	55 70
				37	A	George Washington	58 85					142	A	Alabama	57 72
												162	A	Northwestern St.	62 71
												182	A	Southern U.	68 80
												189	A	Tulsa	51 79
												192	A	William & Mary	55 74
												254	H	Texas Southern	50 62
												271	H	Prairie View	69 66
												293	H	Alabama St.	89 69
												319	A	Nicholls St.	69 65
												324	A	Jackson St.	79 58
												328	A	Alcorn	85 76
												330	A	Ark.-Pine Bluff	68 83
												344	H	Alabama A&M	75 56
												345	A	Mississippi Val.	65 52
LAST 12 Division I GAMES:															
345	A	Mississippi Val.	65 52	182	A	Southern U.	68 80								
330	A	Ark.-Pine Bluff	68 83	293	H	Alabama St.	89 69								
324	A	Jackson St.	79 58	344	H	Alabama A&M	75 56								
254	H	Texas Southern	50 62	319	A	Nicholls St.	69 65								
271	H	Prairie View	69 66	142	A	Alabama	57 72								
328	A	Alcorn	85 76	126	A	Texas Tech	55 70								

Non-Div I Games: Southern-N.O. 73 61 LSU-Alexandria 106 50

Grambling

Loss, Non-Conf, S Site, H Home A Away N Neutral

## Grand Canyon

Through Games Of Feb. 3, 2016

Average RPI Win:	264	WON-LOST	WINNING	LAST 10	STRENGTH OF	OPP. STRENGTH	TEAM	ADJ.	CONF.	ADJ CONF.
Average RPI Loss:	141	RECORD	PCT. RANK	GAMES	SCHEDULE	OF SCHEDULE	RPI	RPI	RPI	RPI
DIV. I ONLY	9- 11	200	4- 4	267	209	230	230	25	25	
DIV. I NON-CONF.	5- 8	209	1- 2	242	159	237	237	25	25	
TOTALS	RPI 1-25	RPI 26-50	W-L RECORDS	RPI 51-100	RPI 101-150	RPI 150+				
9- 11	0- 0	0- 3	OVERALL	0- 2	0- 1	9- 5				
3- 4	0- 0	0- 0	HOME	0- 1	0- 0	3- 3				
6- 3	0- 0	0- 0	AWAY	0- 0	0- 0	6- 0				
0- 4	0- 0	0- 3	NEUTRAL	0- 0	0- 0	0- 1				
5- 8	0- 0	0- 3	NON-CONFERENCE	0- 2	0- 0	5- 3				
2- 3	0- 0	0- 0	HOME	0- 1	0- 0	2- 2				
3- 1	0- 0	0- 0	AWAY	0- 1	0- 0	3- 0				
0- 4	0- 0	0- 3	NEUTRAL	0- 0	0- 0	0- 1				
4- 3	0- 0	0- 0	CONFERENCE	0- 0	0- 1	4- 2				
1- 1	0- 0	0- 0	HOME	0- 0	0- 0	1- 1				
3- 2	0- 0	0- 0	AWAY	0- 0	0- 1	3- 1				
0- 0	0- 0	0- 0	NEUTRAL	0- 0	0- 0	0- 0				

RPI 1-25				RPI 26-50				RPI 51-100				RPI 101+ Team's RPI: 230			
RPI	S	Opponent	Score	RPI	S	Opponent	Score	RPI	S	Opponent	Score	RPI	S	Opponent	Score
				28	N	Southern California	44 75	64	H	UC Riverside	67 85	101	A	New Mexico St.	58 60
				40	N	West Virginia	50 68	84	A	Gonzaga	44 70	154	H	Oral Roberts	66 64
				45	N	Abilene Christian	71 75					167	H	Hawaii	41 74
												183	H	Northern Colo.	69 59
												193	A	UTRGV	28 52
												219	H	South Ala.	56 59
												221	A	Seattle	67 54
												224	A	Utah Valley	61 53
												266	A	CSU Bakersfield	61 51
												295	H	UMKC	57 63
												314	N	Fairleigh Dickinson	68 74
												320	A	UC Irvine	58 53
												329	A	North Dakota St.	76 67
												338	H	Chicago St.	74 36
												343	A	Air Force	73 39
LAST 12 Division I GAMES:															
				221	A	Seattle	67 54	193	A	UTRGV	28 52				
				266	A	CSU Bakersfield	61 51	64	H	UC Riverside	67 85				
				295	H	UMKC	57 63	183	H	Northern Colo.	69 59				
				338	H	Chicago St.	74 36	219	H	South Ala.	56 59				
				224	A	Utah Valley	61 53	320	A	UC Irvine	58 53				
				101	A	New Mexico St.	58 60	329	A	North Dakota St.	76 67				

Non-Div I Games: Western St. 77 40 San Diego Christian 60 40 Arizona Christian 87 54

Grand Canyon

Loss, Non-Conf, S Site, H Home A Away N Neutral

Average RPI Win:	139	WON-LOST	WINNING	LAST 10	STRENGTH OF	OPP. STRENGTH	TEAM	ADJ.	CONF.	ADJ CONF.
Average RPI Loss:	107	RECORD	PCT. RANK	GAMES	SCHEDULE	OF SCHEDULE	RPI	RPI	RPI	RPI
DIV. I ONLY	18- 3	14	9- 1	63	84	23	23	14	14	
DIV. I NON-CONF.	10- 2	33	3- 0	34	10	11	11	15	15	
TOTALS	RPI 1-25	RPI 26-50	W-L RECORDS	RPI 51-100	RPI 101-150	RPI 150+				
18- 3	0- 0	2- 1	OVERALL	3- 1	4- 0	9- 1				
9- 1	0- 0	2- 0	HOME	2- 0	1- 0	4- 1				
8- 0	0- 0	0- 0	AWAY	0- 0	3- 0	5- 0				
1- 2	0- 0	0- 1	NEUTRAL	1- 1	0- 0	0- 0				
10- 2	0- 0	2- 1	NON-CONFERENCE	3- 1	2- 0	3- 0				
6- 0	0- 0	2- 0	HOME	2- 0	1- 0	1- 0				
3- 0	0- 0	0- 0	AWAY	0- 0	1- 0	2- 0				
1- 2	0- 0	0- 1	NEUTRAL	1- 1	0- 0	0- 0				
8- 1	0- 0	0- 0	CONFERENCE	0- 0	2- 0	6- 1				
3- 1	0- 0	0- 0	HOME	0- 0	0- 0	3- 1				
5- 0	0- 0	0- 0	AWAY	0- 0	2- 0	3- 0				
0- 0	0- 0	0- 0	NEUTRAL	0- 0	0- 0	0- 0				

RPI 1-25		Team's RPI: 23		RPI 26-50		RPI 51-100		RPI 101+							
RPI	S	Opponent	Score	RPI	S	Opponent	Score	RPI	S	Opponent	Score				
				39	N	Rutgers	43 54	59	H	South Dakota St.	58 57	102	A	Drake	86 61
				49	H	Vanderbilt	58 56	77	H	Marquette	75 55	107	A	Wright St.	63 58
				50	H	Dayton	68 52	78	N	Tulane	79 58	110	A	Youngstown St.	68 60
								89	N	Virginia	59 68	122	H	Belmont	66 62
												157	H	Loyola Chicago	65 51
												159	A	Northern Ky.	81 73
												165	A	Wisconsin	72 58
												173	A	Butler	55 46
												188	H	Detroit	58 36
												191	A	Milwaukee	63 42
												194	H	Oakland	56 58
												197	H	Valparaiso	81 42
												208	H	Ill.-Chicago	64 22
												301	A	Cleveland St.	66 45
LAST 12 Division I GAMES:															
				188	H	Detroit	58 36	110	A	Youngstown St.	68 60				
				194	H	Oakland	56 58	301	A	Cleveland St.	66 45				
				107	A	Wright St.	63 58	191	A	Milwaukee	63 42				
				159	A	Northern Ky.	81 73	50	H	Dayton	68 52				
				208	H	Ill.-Chicago	64 22	122	H	Belmont	66 62				
				197	H	Valparaiso	81 42	59	H	South Dakota St.	58 57				

Non-Div I Games:

Green Bay

■ Loss, 
 ■ Non-Conf, S Site, 
 ■ Home 
 ■ Away 
 N Neutral



Average RPI Win:	268	WON-LOST	WINNING	LAST 10	STRENGTH OF	OPP. STRENGTH	TEAM	ADJ.	CONF.	ADJ CONF.
Average RPI Loss:	98	RECORD	PCT. RANK	GAMES	SCHEDULE	OF SCHEDULE	RPI	RPI	RPI	RPI
DIV. I ONLY	9- 12	212	7- 3	82	255	156	156	30	30	
DIV. I NON-CONF.	2- 11	306	2- 3	4	84	144	144	30	30	
TOTALS	RPI 1-25	RPI 26-50	W-L RECORDS	RPI 51-100	RPI 101-150	RPI 150+				
9- 12	0- 2	0- 2	OVERALL	0- 5	1- 0	8- 3				
4- 4	0- 0	0- 0	HOME	0- 2	0- 0	4- 2				
3- 8	0- 2	0- 2	AWAY	0- 3	0- 0	3- 1				
2- 0	0- 0	0- 0	NEUTRAL	0- 0	1- 0	1- 0				
2- 11	0- 2	0- 2	NON-CONFERENCE	0- 5	1- 0	1- 2				
0- 3	0- 0	0- 0	HOME	0- 2	0- 0	0- 1				
0- 8	0- 2	0- 2	AWAY	0- 3	0- 0	0- 1				
2- 0	0- 0	0- 0	NEUTRAL	0- 0	1- 0	1- 0				
7- 1	0- 0	0- 0	CONFERENCE	0- 0	0- 0	7- 1				
4- 1	0- 0	0- 0	HOME	0- 0	0- 0	4- 1				
3- 0	0- 0	0- 0	AWAY	0- 0	0- 0	3- 0				
0- 0	0- 0	0- 0	NEUTRAL	0- 0	0- 0	0- 0				

RPI 1-25				RPI 26-50				RPI 51-100				RPI 101+ Team's RPI: 156			
RPI	S	Opponent	Score	RPI	S	Opponent	Score	RPI	S	Opponent	Score	RPI	S	Opponent	Score
2	A	South Carolina	48 86	27	A	UTEP	54 78	56	A	Washington St.	61 68	148	N	Wake Forest	47 42
9	A	Texas	52 79	48	A	Princeton	55 79	65	H	James Madison	56 68	196	N	Rhode Island	59 54
								74	H	Drexel	36 57	199	A	Stetson	59 68
								81	A	Oregon	51 86	214	H	Lehigh	56 63
								91	A	Iowa St.	59 95	240	A	Morgan St.	65 51
												257	H	Bethune-Cookman	60 45
												276	A	N.C. A&T	55 52
												294	H	Savannah St.	65 53
												305	H	Florida A&M	59 66
												307	H	South Carolina St.	63 50
												348	A	N.C. Central	76 42
												349	H	Norfolk St.	73 62
LAST 12 Division I GAMES:															
349	H	Norfolk St.	73 62	257	H	Bethune-Cookman	60 45	48	A	Princeton	55 79	199	A	Stetson	59 68
307	H	South Carolina St.	63 50					196	N	Rhode Island	59 54	148	N	Wake Forest	47 42
294	H	Savannah St.	65 53					74	H	Drexel	36 57	214	H	Lehigh	56 63
348	A	N.C. Central	76 42					81	A	Oregon	51 86	240	A	Morgan St.	65 51
276	A	N.C. A&T	55 52					91	A	Iowa St.	59 95	257	H	Bethune-Cookman	60 45
305	H	Florida A&M	59 66									276	A	N.C. A&T	55 52

Non-Div I Games:

Hampton

■ Loss, 
 ■ Non-Conf, S Site, 
 ■ Home 
 ■ Away 
 N Neutral

## Hartford

Through Games Of Feb. 3, 2016

Average RPI Win:	270	WON-LOST	WINNING	LAST 10	STRENGTH OF	OPP. STRENGTH	TEAM	ADJ.	CONF.	ADJ CONF.
Average RPI Loss:	123	RECORD	PCT. RANK	GAMES	SCHEDULE	OF SCHEDULE	RPI	RPI	RPI	RPI
DIV. I ONLY	9- 13	228	5- 5	180	193	217	217	15	15	
DIV. I NON-CONF.	4- 9	245	0- 3	157	162	223	223	18	18	
TOTALS	RPI 1-25	RPI 26-50	W-L RECORDS	RPI 51-100	RPI 101-150	RPI 150+				
9- 13	0- 1	0- 2	OVERALL	0- 4	0- 2	9- 4				
6- 4	0- 1	0- 1	HOME	0- 0	0- 0	6- 2				
3- 9	0- 0	0- 1	AWAY	0- 4	0- 2	3- 2				
0- 0	0- 0	0- 0	NEUTRAL	0- 0	0- 0	0- 0				
4- 9	0- 1	0- 1	NON-CONFERENCE	0- 3	0- 1	4- 3				
3- 2	0- 1	0- 0	HOME	0- 0	0- 0	3- 1				
1- 7	0- 0	0- 1	AWAY	0- 3	0- 1	1- 2				
0- 0	0- 0	0- 0	NEUTRAL	0- 0	0- 0	0- 0				
5- 4	0- 0	0- 1	CONFERENCE	0- 1	0- 1	5- 1				
3- 2	0- 0	0- 1	HOME	0- 0	0- 0	3- 1				
2- 2	0- 0	0- 0	AWAY	0- 1	0- 1	2- 0				
0- 0	0- 0	0- 0	NEUTRAL	0- 0	0- 0	0- 0				

RPI 1-25				RPI 26-50				RPI 51-100				RPI 101+ Team's RPI: 217			
RPI	S	Opponent	Score	RPI	S	Opponent	Score	RPI	S	Opponent	Score	RPI	S	Opponent	Score
10	H	Arizona St.	29 60	37	A	George Washington	51 82	71	A	Michigan	47 83	109	A	Stony Brook	35 58
				47	H	Albany (NY)	41 78	73	A	FGCU	44 64	130	A	Quinnipiac	69 71
								86	A	Boston College	28 62	184	H	UMBC	65 57
								94	A	Maine	43 61	185	H	Cornell	53 50
												215	H	Binghamton	47 53
												228	A	Massachusetts	57 63
												233	A	Providence	50 69
												258	A	Sacred Heart	68 67
												267	H	New Hampshire	48 44
												272	H	Dartmouth	36 43
												277	A	Vermont	51 47
												282	H	Central Conn. St.	49 41
												323	A	UMass Lowell	75 70
												323	H	UMass Lowell	72 59
												332	H	Lafayette	55 50
LAST 12 Division I GAMES:															
323	A	UMass Lowell	75 70	277	A	Vermont	51 47								
47	H	Albany (NY)	41 78	215	H	Binghamton	47 53								
94	A	Maine	43 61	323	H	UMass Lowell	72 59								
267	H	New Hampshire	48 44	73	A	FGCU	44 64								
184	H	UMBC	65 57	37	A	George Washington	51 82								
109	A	Stony Brook	35 58	228	A	Massachusetts	57 63								

Non-Div I Games:

Hartford

■ Loss, 
 ■ Non-Conf, S Site, 
 ■ Home 
 ■ Away 
 N Neutral

Average RPI Win:	216	WON-LOST	WINNING	LAST 10	STRENGTH OF	OPP. STRENGTH	TEAM	ADJ.	CONF.	ADJ CONF.
Average RPI Loss:	132	RECORD	PCT. RANK	GAMES	SCHEDULE	OF SCHEDULE	RPI	RPI	RPI	RPI
DIV. I ONLY	8- 9	191	4- 6	136	215	146	146	10	10	
DIV. I NON-CONF.	5- 8	209	2- 6	131	167	171	171	11	11	
TOTALS	RPI 1-25	RPI 26-50	W-L RECORDS	RPI 51-100	RPI 101-150	RPI 150+				
8- 9	0- 0	0- 1	OVERALL	0- 3	2- 2	6- 3				
2- 3	0- 0	0- 0	HOME	0- 1	0- 1	2- 1				
5- 6	0- 0	0- 1	AWAY	0- 2	1- 1	4- 2				
1- 0	0- 0	0- 0	NEUTRAL	0- 0	1- 0	0- 0				
5- 8	0- 0	0- 1	NON-CONFERENCE	0- 3	2- 2	3- 2				
2- 2	0- 0	0- 0	HOME	0- 1	0- 1	2- 0				
2- 6	0- 0	0- 1	AWAY	0- 2	1- 1	1- 2				
1- 0	0- 0	0- 0	NEUTRAL	0- 0	1- 0	0- 0				
3- 1	0- 0	0- 0	CONFERENCE	0- 0	0- 0	3- 1				
0- 1	0- 0	0- 0	HOME	0- 0	0- 0	0- 1				
3- 0	0- 0	0- 0	AWAY	0- 0	0- 0	3- 0				
0- 0	0- 0	0- 0	NEUTRAL	0- 0	0- 0	0- 0				

RPI 1-25				RPI 26-50				RPI 51-100				RPI 101+				Team's RPI: 146	
RPI	S	Opponent	Score	RPI	S	Opponent	Score	RPI	S	Opponent	Score	RPI	S	Opponent	Score		
				41	A	South Fla.	59 86	58	A	Chattanooga	58 62	106	N	Toledo	76 70		
								73	A	FGCU	65 74	109	A	Stony Brook	63 64		
								94	H	Maine	53 64	119	H	Eastern Mich.	81 85		
												121	A	Samford	60 54		
												185	A	Cornell	65 56		
												196	A	Rhode Island	52 56		
												223	A	Fairfield	50 67		
												228	H	Massachusetts	67 65		
												232	A	Rice	67 61		
												235	A	Columbia	69 66		
												272	A	Dartmouth	56 43		
												272	H	Dartmouth	64 70		
												347	H	Boston U.	73 55		
LAST 12 Division I GAMES:																	
				235	A	Columbia	69 66	109	A	Stony Brook	63 64						
				185	A	Cornell	65 56	223	A	Fairfield	50 67						
				272	H	Dartmouth	64 70	119	H	Eastern Mich.	81 85						
				272	A	Dartmouth	56 43	73	A	FGCU	65 74						
				58	A	Chattanooga	58 62	41	A	South Fla.	59 86						
				121	A	Samford	60 54	232	A	Rice	67 61						

Non-Div I Games:

Harvard

■ Loss, 
 ■ Non-Conf, 
 ■ S Site, 
 ■ H Home 
 ■ A Away 
 N Neutral

Average RPI Win:	257	WON-LOST	WINNING	LAST 10	STRENGTH OF	OPP. STRENGTH	TEAM	ADJ.	CONF.	ADJ CONF.
Average RPI Loss:	78	RECORD	PCT. RANK	GAMES	SCHEDULE	OF SCHEDULE	RPI	RPI	RPI	RPI
DIV. I ONLY	12- 9	132	6- 4	216	124	167	167	22	22	
DIV. I NON-CONF.	7- 6	156	3- 1	108	21	120	120	22	22	
TOTALS	RPI 1-25	RPI 26-50	W-L RECORDS	RPI 51-100	RPI 101-150	RPI 150+				
12- 9	0- 4	0- 1	OVERALL	0- 2	1- 0	11- 2				
5- 5	0- 2	0- 1	HOME	0- 2	0- 0	5- 0				
7- 2	0- 0	0- 0	AWAY	0- 0	1- 0	6- 2				
0- 2	0- 2	0- 0	NEUTRAL	0- 0	0- 0	0- 0				
7- 6	0- 4	0- 1	NON-CONFERENCE	0- 1	0- 0	7- 0				
2- 4	0- 2	0- 1	HOME	0- 1	0- 0	2- 0				
5- 0	0- 0	0- 0	AWAY	0- 0	0- 0	5- 0				
0- 2	0- 2	0- 0	NEUTRAL	0- 0	0- 0	0- 0				
5- 3	0- 0	0- 0	CONFERENCE	0- 1	1- 0	4- 2				
3- 1	0- 0	0- 0	HOME	0- 1	0- 0	3- 0				
2- 2	0- 0	0- 0	AWAY	0- 0	1- 0	1- 2				
0- 0	0- 0	0- 0	NEUTRAL	0- 0	0- 0	0- 0				

RPI 1-25				RPI 26-50				RPI 51-100				RPI 101+ Team's RPI: 167			
RPI	S	Opponent	Score	RPI	S	Opponent	Score	RPI	S	Opponent	Score	RPI	S	Opponent	Score
2	H	South Carolina	51 67	44	H	Penn	54 64	56	H	Washington St.	52 62	133	A	Long Beach St.	67 55
10	H	Arizona St.	49 75					64	H	UC Riverside	74 77	201	A	UC Davis	58 60
16	N	Texas A&M	41 82									205	A	Sacramento St.	74 72
21	N	BYU	56 67									218	A	San Jose St.	76 73
LAST 12 Division I GAMES:															
320	H	UC Irvine	59 35	201	A	UC Davis	58 60	266	A	CSU Bakersfield	65 55	230	A	Grand Canyon	74 41
341	H	Cal St. Fullerton	62 53	133	A	Long Beach St.	67 55	218	A	San Jose St.	76 73	244	H	Loyola Marymount	65 51
284	A	CSUN	60 63	44	H	Penn	54 64	266	A	CSU Bakersfield	74 60	261	A	Northern Ariz.	61 52
320	A	UC Irvine	83 65	266	A	CSU Bakersfield	65 55	266	H	CSU Bakersfield	74 60	284	A	CSUN	60 63
64	H	UC Riverside	74 77	218	A	San Jose St.	76 73	284	H	CSUN	77 50	320	A	UC Irvine	83 65
284	H	CSUN	77 50	205	A	Sacramento St.	74 72	320	H	UC Irvine	59 35	341	H	Cal St. Fullerton	62 53

Non-Div I Games:

Hawaii

■ Loss, 
 ■ Non-Conf, S Site, 
 ■ Home 
 ■ Away 
 N Neutral

Average RPI Win:	278	WON-LOST	WINNING	LAST 10	STRENGTH OF	OPP. STRENGTH	TEAM	ADJ.	CONF.	ADJ CONF.
Average RPI Loss:	145	RECORD	PCT. RANK	GAMES	SCHEDULE	OF SCHEDULE	RPI	RPI	RPI	RPI
DIV. I ONLY	6- 13	267	4- 6	158	233	239	239	26	26	
DIV. I NON-CONF.	0- 8	338	0- 2	61	53	275	275	28	28	
TOTALS	RPI 1-25	RPI 26-50	W-L RECORDS	RPI 51-100	RPI 101-150	RPI 150+				
6- 13	0- 1	0- 1	OVERALL	0- 3	0- 2	6- 6				
3- 4	0- 0	0- 0	HOME	0- 1	0- 1	3- 2				
3- 7	0- 1	0- 1	AWAY	0- 1	0- 1	3- 3				
0- 2	0- 0	0- 0	NEUTRAL	0- 1	0- 0	0- 1				
0- 8	0- 1	0- 1	NON-CONFERENCE	0- 3	0- 0	0- 3				
0- 2	0- 0	0- 0	HOME	0- 1	0- 0	0- 1				
0- 4	0- 1	0- 1	AWAY	0- 1	0- 0	0- 1				
0- 2	0- 0	0- 0	NEUTRAL	0- 1	0- 0	0- 1				
6- 5	0- 0	0- 0	CONFERENCE	0- 0	0- 2	6- 3				
3- 2	0- 0	0- 0	HOME	0- 0	0- 1	3- 1				
3- 3	0- 0	0- 0	AWAY	0- 0	0- 1	3- 2				
0- 0	0- 0	0- 0	NEUTRAL	0- 0	0- 0	0- 0				

RPI 1-25				RPI 26-50				RPI 51-100				RPI 101+ Team's RPI: 239			
RPI	S	Opponent	Score	RPI	S	Opponent	Score	RPI	S	Opponent	Score	RPI	S	Opponent	Score
14	A	Maryland	50 105	36	A	North Carolina St.	48 89	79	A	Elon	69 80	104	A	Liberty	43 56
								92	N	Georgia Tech	61 81	141	H	UNC Asheville	81 82
								96	H	VCU	39 69	153	N	UAB	46 56
												170	H	Davidson	60 62
												203	A	Presbyterian	70 82
												212	A	Gardner-Webb	70 82
												229	A	Radford	56 54
												229	H	Radford	71 66
												281	A	Campbell	69 55
												288	A	UNCG	72 82
												291	H	Charleston So.	62 64
												304	H	Longwood	79 68
												311	H	Coastal Caro.	53 52
												313	A	Winthrop	74 67
LAST 12 Division I GAMES:															
104	A	Liberty	43 56	212	A	Gardner-Webb	70 82								
229	A	Radford	56 54	291	H	Charleston So.	62 64								
141	H	UNC Asheville	81 82	203	A	Presbyterian	70 82								
313	A	Winthrop	74 67	79	A	Elon	69 80								
281	A	Campbell	69 55	96	H	VCU	39 69								
311	H	Coastal Caro.	53 52	229	H	Radford	71 66								

Non-Div I Games: Greensboro 82 49

High Point

■ Loss, 
 ■ Non-Conf, 
 ■ S Site, 
 ■ Home 
 ■ A Away 
 N Neutral

Average RPI Win:	201	WON-LOST	WINNING	LAST 10	STRENGTH OF	OPP. STRENGTH	TEAM	ADJ.	CONF.	ADJ CONF.
Average RPI Loss:	97	RECORD	PCT. RANK	GAMES	SCHEDULE	OF SCHEDULE	RPI	RPI	RPI	RPI
DIV. I ONLY	16- 4	37	8- 2	195	136	66	66	13	13	
DIV. I NON-CONF.	9- 2	37	2- 1	213	154	71	71	12	12	
TOTALS	RPI 1-25	RPI 26-50	W-L RECORDS	RPI 51-100	RPI 101-150	RPI 150+				
16- 4	0- 1	0- 0	OVERALL	2- 2	2- 0	12- 1				
9- 0	0- 0	0- 0	HOME	2- 0	2- 0	5- 0				
6- 3	0- 0	0- 0	AWAY	0- 2	0- 0	6- 1				
1- 1	0- 1	0- 0	NEUTRAL	0- 0	0- 0	1- 0				
9- 2	0- 1	0- 0	NON-CONFERENCE	1- 0	2- 0	6- 1				
4- 0	0- 0	0- 0	HOME	1- 0	2- 0	1- 0				
4- 1	0- 0	0- 0	AWAY	0- 0	0- 0	4- 1				
1- 1	0- 1	0- 0	NEUTRAL	0- 0	0- 0	1- 0				
7- 2	0- 0	0- 0	CONFERENCE	1- 2	0- 0	6- 0				
5- 0	0- 0	0- 0	HOME	1- 0	0- 0	4- 0				
2- 2	0- 0	0- 0	AWAY	0- 2	0- 0	2- 0				
0- 0	0- 0	0- 0	NEUTRAL	0- 0	0- 0	0- 0				

RPI 1-25				RPI 26-50				RPI 51-100				Team's RPI: 66		RPI 101+			
RPI	S	Opponent	Score	RPI	S	Opponent	Score	RPI	S	Opponent	Score	RPI	S	Opponent	Score		
7	N	Oregon St.	50 73					74	A	Drexel	64 67	109	H	Stony Brook	71 66		
								79	A	Elon	60 61	129	H	Buffalo	79 36		
								79	H	Elon	59 49	166	A	Col. of Charleston	62 58		
								88	H	Saint Joseph's	75 62	187	A	Marist	71 67		
												192	H	William & Mary	75 45		
												195	H	Delaware	58 49		
												200	H	Northeastern	75 50		
												223	A	Fairfield	67 53		
												228	A	Massachusetts	56 57		
												249	H	Navy	65 63		
												251	A	UNCW	68 64		
												253	A	American	60 51		
												283	H	Towson	64 60		
												306	A	Delaware St.	66 49		
												311	N	Coastal Caro.	82 40		
LAST 12 Division I GAMES:																	
				79	H	Elon	59 49					166	A	Col. of Charleston	62 58		
				74	A	Drexel	64 67					79	A	Elon	60 61		
				283	H	Towson	64 60					195	H	Delaware	58 49		
				200	H	Northeastern	75 50					306	A	Delaware St.	66 49		
				192	H	William & Mary	75 45					187	A	Marist	71 67		
				251	A	UNCW	68 64					228	A	Massachusetts	56 57		

Non-Div I Games:

Hofstra

■ Loss, 
 ■ Non-Conf, S Site, 
 ■ Home 
 ■ Away 
 N Neutral

## Holy Cross

Through Games Of Feb. 3, 2016

Average RPI Win:	279	WON-LOST	WINNING	LAST 10	STRENGTH OF	OPP. STRENGTH	TEAM	ADJ.	CONF.	ADJ CONF.
Average RPI Loss:	171	RECORD	PCT. RANK	GAMES	SCHEDULE	OF SCHEDULE	RPI	RPI	RPI	RPI
DIV. I ONLY	9- 12	212	6- 4	312	248	270	270	28	28	
DIV. I NON-CONF.	3- 8	258	1- 1	298	179	321	321	29	29	
TOTALS	RPI 1-25	RPI 26-50	W-L RECORDS	RPI 51-100	RPI 101-150	RPI 150+				
9- 12	0- 0	0- 0	OVERALL	0- 3	0- 4	9- 5				
7- 3	0- 0	0- 0	HOME	0- 0	0- 1	7- 2				
2- 9	0- 0	0- 0	AWAY	0- 3	0- 3	2- 3				
0- 0	0- 0	0- 0	NEUTRAL	0- 0	0- 0	0- 0				
3- 8	0- 0	0- 0	NON-CONFERENCE	0- 2	0- 3	3- 3				
3- 2	0- 0	0- 0	HOME	0- 0	0- 0	3- 2				
0- 6	0- 0	0- 0	AWAY	0- 2	0- 3	0- 1				
0- 0	0- 0	0- 0	NEUTRAL	0- 0	0- 0	0- 0				
6- 4	0- 0	0- 0	CONFERENCE	0- 1	0- 1	6- 2				
4- 1	0- 0	0- 0	HOME	0- 0	0- 1	4- 0				
2- 3	0- 0	0- 0	AWAY	0- 1	0- 0	2- 2				
0- 0	0- 0	0- 0	NEUTRAL	0- 0	0- 0	0- 0				

RPI S	Opponent	Score	RPI S	Opponent	Score	RPI S	Opponent	Score	RPI S	Opponent	Score	Team's RPI: 270
						75	A Army West Point	58 77	103	H Bucknell	51 58	
						86	A Boston College	51 60	130	A Quinnipiac	61 74	
						99	A Yale	59 69	132	A Pittsburgh	50 56	
									136	A Penn St.	82 86	
									206	H Bryant	65 64	
									214	A Lehigh	58 61	
									228	H Massachusetts	60 74	
									246	H Manhattan	58 44	
									249	A Navy	49 50	
									249	H Navy	57 49	
									253	H American	59 54	
									272	H Dartmouth	54 60	
									277	H Vermont	77 63	
									300	A Colgate	80 71	
									300	H Colgate	70 61	
									323	A UMass Lowell	67 75	
									332	H Lafayette	66 49	
									347	A Boston U.	60 41	
LAST 12 Division I GAMES:												
300	H Colgate	70 61	103	H Bucknell	51 58							
249	A Navy	49 50	300	A Colgate	80 71							
253	H American	59 54	249	H Navy	57 49							
75	A Army West Point	58 77	347	A Boston U.	60 41							
214	A Lehigh	58 61	272	H Dartmouth	54 60							
332	H Lafayette	66 49	246	H Manhattan	58 44							

Non-Div I Games:

Holy Cross

■ Loss, 
 ■ Non-Conf, S Site, 
 ■ Home 
 ■ Away 
 N Neutral

Average RPI Win: <b>248</b>	WON-LOST	WINNING	LAST 10	STRENGTH OF	OPP. STRENGTH	TEAM	ADJ.	CONF.	ADJ CONF.
Average RPI Loss: <b>118</b>	RECORD	PCT. RANK	GAMES	SCHEDULE	OF SCHEDULE	RPI	RPI	RPI	RPI
DIV. I ONLY	5- 16	293	1- 8	112	119	238	238	9	9
DIV. I NON-CONF.	4- 7	222	0- 1	112	256	197	197	7	7
TOTALS	RPI 1-25	RPI 26-50	W-L RECORDS	RPI 51-100	RPI 101-150	RPI 150+			
5- 16	0- 1	0- 3	OVERALL	0- 2	1- 4	4- 6			
2- 7	0- 1	0- 0	HOME	0- 1	1- 2	1- 3			
3- 6	0- 0	0- 1	AWAY	0- 1	0- 1	3- 3			
0- 3	0- 0	0- 2	NEUTRAL	0- 0	0- 1	0- 0			
4- 7	0- 0	0- 2	NON-CONFERENCE	0- 0	1- 2	3- 3			
1- 3	0- 0	0- 0	HOME	0- 0	1- 1	0- 2			
3- 1	0- 0	0- 0	AWAY	0- 0	0- 0	3- 1			
0- 3	0- 0	0- 2	NEUTRAL	0- 0	0- 1	0- 0			
1- 9	0- 1	0- 1	CONFERENCE	0- 2	0- 2	1- 3			
1- 4	0- 1	0- 0	HOME	0- 1	0- 1	1- 1			
0- 5	0- 0	0- 1	AWAY	0- 1	0- 1	0- 2			
0- 0	0- 0	0- 0	NEUTRAL	0- 0	0- 0	0- 0			

RPI	S	Opponent	Score	RPI	S	Opponent	Score	RPI	S	Opponent	Score	RPI	S	Opponent	Score	Team's RPI: 238
4	H	UConn	37 <b>76</b>	37	N	George Washington	78 <b>82</b>	70	H	Temple	66 <b>75</b>	107	N	Wright St.	61 <b>75</b>	
				41	A	South Fla.	49 <b>73</b>	78	A	Tulane	48 <b>70</b>	111	H	La.-Lafayette	52 51	
				43	N	Iowa	50 <b>64</b>					128	A	Memphis	57 <b>74</b>	
												133	H	Long Beach St.	41 <b>47</b>	
												147	H	SMU	48 <b>50</b>	
												166	A	Col. of Charleston	48 <b>55</b>	
												168	H	UNLV	60 <b>63</b>	
												177	A	East Carolina	70 <b>76</b>	
												189	H	Tulsa	62 <b>79</b>	
												193	H	UTRGV	45 <b>55</b>	
												211	A	Cincinnati	50 <b>56</b>	
												232	A	Rice	62 59	
												252	H	UCF	64 55	
												312	A	Incarnate Word	67 51	
												333	A	A&M-Corpus Christi	76 73	
LAST 12 Division I GAMES:																
252	H	UCF	64 55	4	H	UConn	37 <b>76</b>									
211	A	Cincinnati	50 <b>56</b>	128	A	Memphis	57 <b>74</b>									
41	A	South Fla.	49 <b>73</b>	70	H	Temple	66 <b>75</b>									
189	H	Tulsa	62 <b>79</b>	78	A	Tulane	48 <b>70</b>									
177	A	East Carolina	70 <b>76</b>	193	H	UTRGV	45 <b>55</b>									
147	H	SMU	48 <b>50</b>	333	A	A&M-Corpus Christi	76 73									

Non-Div I Games:

Houston

■ Loss, 
 ■ Non-Conf, S Site, 
 ■ Home 
 ■ Away 
 N Neutral



Average RPI Win:	295	WON-LOST	WINNING	LAST 10	STRENGTH OF	OPP. STRENGTH	TEAM	ADJ.	CONF.	ADJ CONF.
Average RPI Loss:	151	RECORD	PCT. RANK	GAMES	SCHEDULE	OF SCHEDULE	RPI	RPI	RPI	RPI
DIV. I ONLY	7- 10	225	5- 5	207	310	225	225	27	27	
DIV. I NON-CONF.	2- 5	253	0- 1	136	286	214	214	26	26	
TOTALS	RPI 1-25	RPI 26-50	W-L RECORDS	RPI 51-100	RPI 101-150	RPI 150+				
7- 10	0- 0	0- 2	OVERALL	0- 0	0- 3	7- 5				
3- 3	0- 0	0- 0	HOME	0- 0	0- 2	3- 1				
3- 7	0- 0	0- 2	AWAY	0- 0	0- 1	3- 4				
1- 0	0- 0	0- 0	NEUTRAL	0- 0	0- 0	1- 0				
2- 5	0- 0	0- 1	NON-CONFERENCE	0- 0	0- 1	2- 3				
0- 2	0- 0	0- 0	HOME	0- 0	0- 1	0- 1				
1- 3	0- 0	0- 1	AWAY	0- 0	0- 0	1- 2				
1- 0	0- 0	0- 0	NEUTRAL	0- 0	0- 0	1- 0				
5- 5	0- 0	0- 1	CONFERENCE	0- 0	0- 2	5- 2				
3- 1	0- 0	0- 0	HOME	0- 0	0- 1	3- 0				
2- 4	0- 0	0- 1	AWAY	0- 0	0- 1	2- 2				
0- 0	0- 0	0- 0	NEUTRAL	0- 0	0- 0	0- 0				

RPI 1-25				RPI 26-50				RPI 51-100				RPI 101+				Team's RPI: 225	
RPI	S	Opponent	Score	RPI	S	Opponent	Score	RPI	S	Opponent	Score	RPI	S	Opponent	Score		
				27	A	UTEP	63 98					116	A	Central Ark.	44 45		
				45	A	Abilene Christian	60 77					149	H	Texas St.	66 71		
												150	H	McNeese St.	64 71		
												162	A	Northwestern St.	44 55		
												164	A	New Mexico	57 65		
												171	H	Texas-Arlington	40 64		
												236	A	UTSA	50 79		
												241	H	Sam Houston St.	67 63		
												254	A	Texas Southern	77 65		
												265	N	Omaha	64 51		
												287	A	Lamar	70 77		
												315	H	Southeastern La.	64 56		
												319	H	Nicholls St.	80 71		

Non-Div I Games:	Trinity (TX)	60	46	Huston-Tillotson	96	65	Paul Quinn	95	42
------------------	--------------	----	----	------------------	----	----	------------	----	----

Houston Baptist

Loss, Non-Conf, S Site, H Home A Away N Neutral

Average RPI Win: <b>291</b>	WON-LOST	WINNING	LAST 10	STRENGTH OF	OPP. STRENGTH	TEAM	ADJ.	CONF.	ADJ CONF.
Average RPI Loss: <b>196</b>	RECORD	PCT. RANK	GAMES	SCHEDULE	OF SCHEDULE	RPI	RPI	RPI	RPI
DIV. I ONLY	3- 17	327	1- 8	261	293	321	321	30	30
DIV. I NON-CONF.	2- 11	306	2- 3	170	231	277	277	30	30
TOTALS	RPI 1-25	RPI 26-50	W-L RECORDS	RPI 51-100	RPI 101-150	RPI 150+			
3- 17	0- 1	0- 1	OVERALL	0- 2	0- 2	3- 11			
1- 5	0- 0	0- 0	HOME	0- 0	0- 0	1- 5			
2- 11	0- 0	0- 1	AWAY	0- 2	0- 1	2- 6			
0- 1	0- 0	0- 0	NEUTRAL	0- 0	0- 1	0- 0			
2- 11	0- 1	0- 1	NON-CONFERENCE	0- 2	0- 2	2- 5			
1- 3	0- 0	0- 0	HOME	0- 0	0- 0	1- 3			
1- 7	0- 1	0- 1	AWAY	0- 2	0- 1	1- 2			
0- 1	0- 0	0- 0	NEUTRAL	0- 0	0- 1	0- 0			
1- 6	0- 0	0- 0	CONFERENCE	0- 0	0- 0	1- 6			
0- 2	0- 0	0- 0	HOME	0- 0	0- 0	0- 2			
1- 4	0- 0	0- 0	AWAY	0- 0	0- 0	1- 4			
0- 0	0- 0	0- 0	NEUTRAL	0- 0	0- 0	0- 0			

RPI 1-25				RPI 26-50				RPI 51-100				RPI 101+ Team's RPI: 321			
RPI	S	Opponent	Score	RPI	S	Opponent	Score	RPI	S	Opponent	Score	RPI	S	Opponent	Score
20	A	Syracuse	48 <b>97</b>	26	A	Duquesne	62 <b>86</b>	82	A	Northwestern	49 <b>89</b>	123	N	Mercer	53 <b>70</b>
								95	A	Arizona	28 <b>65</b>	137	A	Xavier	47 <b>70</b>
												174	H	Old Dominion	64 <b>83</b>
												185	H	Cornell	76 <b>74</b>
												208	A	Ill.-Chicago	48 <b>75</b>
												231	H	Coppin St.	67 <b>83</b>
												240	A	Morgan St.	66 <b>78</b>
												257	H	Bethune-Cookman	77 <b>81</b>
												260	A	Georgia St.	58 <b>65</b>
												276	A	N.C. A&T	70 <b>88</b>
												280	H	La Salle	68 <b>71</b>
												296	A	UMES	59 <b>62</b>
												306	A	Delaware St.	86 <b>87</b>
												326	H	LIU Brooklyn	72 <b>89</b>
												339	A	Mt. St. Mary's	62 <b>49</b>
												348	A	N.C. Central	68 <b>61</b>
LAST 12 Division I GAMES:															
296	A	UMES	59 <b>62</b>	20	A	Syracuse	48 <b>97</b>								
240	A	Morgan St.	66 <b>78</b>	137	A	Xavier	47 <b>70</b>								
257	H	Bethune-Cookman	77 <b>81</b>	174	H	Old Dominion	64 <b>83</b>								
306	A	Delaware St.	86 <b>87</b>	339	A	Mt. St. Mary's	62 <b>49</b>								
231	H	Coppin St.	67 <b>83</b>	348	A	N.C. Central	68 <b>61</b>								
185	H	Cornell	76 <b>74</b>	276	A	N.C. A&T	70 <b>88</b>								

Non-Div I Games:

Howard

■ Loss, 
 ■ Non-Conf, S Site, 
 ■ Home 
 ■ Away 
 N Neutral

Average RPI Win:	323	WON-LOST	WINNING	LAST 10	STRENGTH OF	OPP. STRENGTH	TEAM	ADJ.	CONF.	ADJ CONF.
Average RPI Loss:	173	RECORD	PCT. RANK	GAMES	SCHEDULE	OF SCHEDULE	RPI	RPI	RPI	RPI
DIV. I ONLY	3- 17	327	1- 9	236	258	334	334	20	20	
DIV. I NON-CONF.	2- 9	296	0- 3	216	278	315	315	21	21	
TOTALS	RPI 1-25	RPI 26-50	W-L RECORDS	RPI 51-100	RPI 101-150	RPI 150+				
3- 17	0- 0	0- 1	OVERALL	0- 3	0- 2	3- 11				
3- 7	0- 0	0- 0	HOME	0- 2	0- 2	3- 3				
0- 10	0- 0	0- 1	AWAY	0- 1	0- 0	0- 8				
0- 0	0- 0	0- 0	NEUTRAL	0- 0	0- 0	0- 0				
2- 9	0- 0	0- 1	NON-CONFERENCE	0- 1	0- 1	2- 6				
2- 3	0- 0	0- 0	HOME	0- 1	0- 1	2- 1				
0- 6	0- 0	0- 1	AWAY	0- 0	0- 0	0- 5				
0- 0	0- 0	0- 0	NEUTRAL	0- 0	0- 0	0- 0				
1- 8	0- 0	0- 0	CONFERENCE	0- 2	0- 1	1- 5				
1- 4	0- 0	0- 0	HOME	0- 1	0- 1	1- 2				
0- 4	0- 0	0- 0	AWAY	0- 1	0- 0	0- 3				
0- 0	0- 0	0- 0	NEUTRAL	0- 0	0- 0	0- 0				

RPI S	Opponent	Score	RPI S	Opponent	Score	RPI S	Opponent	Score	RPI S	Opponent	Score	Team's RPI: 334
32	A Ohio	52 79	54	H Indiana	72 79	124	H IUPUI	50 69				
			59	H South Dakota St.	42 61	126	H Western Mich.	48 70				
			83	A South Dakota	60 92	154	A Oral Roberts	59 61				
						159	A Northern Ky.	64 77				
						188	A Detroit	63 64				
						191	A Milwaukee	60 73				
						194	A Oakland	74 81				
						223	A Fairfield	62 74				
						227	H Western Ill.	74 78				
						237	H USC Upstate	81 84				
						265	H Omaha	58 60				
						299	A Denver	50 53				
						299	H Denver	61 49				
						329	A North Dakota St.	85 94				
						331	H Kent St.	86 68				
						338	H Chicago St.	62 51				
LAST 12 Division I GAMES:												
299	H Denver	61 49	299	A Denver	50 53							
265	H Omaha	58 60	227	H Western Ill.	74 78							
329	A North Dakota St.	85 94	124	H IUPUI	50 69							
83	A South Dakota	60 92	191	A Milwaukee	60 73							
154	A Oral Roberts	59 61	194	A Oakland	74 81							
59	H South Dakota St.	42 61	223	A Fairfield	62 74							

Non-Div I Games: Trine 82 62 Grace (IN) 91 39

IPFW

Loss, Non-Conf, S Site, H Home A Away N Neutral

Average RPI Win: <b>220</b>	WON-LOST	WINNING	LAST 10	STRENGTH OF	OPP. STRENGTH	TEAM	ADJ.	CONF.	ADJ CONF.
Average RPI Loss: <b>133</b>	RECORD	PCT. RANK	GAMES	SCHEDULE	OF SCHEDULE	RPI	RPI	RPI	RPI
DIV. I ONLY	13- 7	90	7- 3	227	184	124	124	20	20
DIV. I NON-CONF.	7- 4	110	2- 1	212	130	116	116	21	21
<hr/>									
TOTALS	RPI 1-25	RPI 26-50	W-L RECORDS	RPI 51-100	RPI 101-150	RPI 150+			
13- 7	0- 1	0- 0	OVERALL	2- 3	2- 0	9- 3			
6- 2	0- 0	0- 0	HOME	1- 1	1- 0	4- 1			
6- 5	0- 1	0- 0	AWAY	1- 2	1- 0	4- 2			
1- 0	0- 0	0- 0	NEUTRAL	0- 0	0- 0	1- 0			
7- 4	0- 1	0- 0	NON-CONFERENCE	2- 1	2- 0	3- 2			
3- 1	0- 0	0- 0	HOME	1- 1	1- 0	1- 0			
3- 3	0- 1	0- 0	AWAY	1- 0	1- 0	1- 2			
1- 0	0- 0	0- 0	NEUTRAL	0- 0	0- 0	1- 0			
6- 3	0- 0	0- 0	CONFERENCE	0- 2	0- 0	6- 1			
3- 1	0- 0	0- 0	HOME	0- 0	0- 0	3- 1			
3- 2	0- 0	0- 0	AWAY	0- 2	0- 0	3- 0			
0- 0	0- 0	0- 0	NEUTRAL	0- 0	0- 0	0- 0			

RPI 1-25				RPI 26-50				RPI 51-100				RPI 101+ Team's RPI: 124			
RPI	S	Opponent	Score	RPI	S	Opponent	Score	RPI	S	Opponent	Score	RPI	S	Opponent	Score
13	A	Louisville	61 <b>70</b>					59	A	South Dakota St.	66 <b>68</b>	122	H	Belmont	62 59
								77	A	Marquette	60 55	144	A	SIUE	85 67
								83	A	South Dakota	59 <b>65</b>	154	A	Oral Roberts	57 54
								92	H	Georgia Tech	50 <b>60</b>	154	H	Oral Roberts	47 <b>52</b>
								96	H	VCU	70 69	190	A	North Texas	67 <b>68</b>
												227	A	Western Ill.	68 60
												243	H	Indiana St.	68 43
												262	N	Stephen F. Austin	62 55
												265	H	Omaha	75 59
												299	H	Denver	81 75
												310	A	Evansville	68 62
												329	H	North Dakota St.	67 44
												334	A	IPFW	69 50
												342	A	Eastern Ill.	71 <b>77</b>
<hr/>															
LAST 12 Division I GAMES:															
154	A	Oral Roberts	57 54	227	A	Western Ill.	68 60								
299	H	Denver	81 75	154	H	Oral Roberts	47 <b>52</b>								
83	A	South Dakota	59 <b>65</b>	334	A	IPFW	69 50								
59	A	South Dakota St.	66 <b>68</b>	310	A	Evansville	68 62								
329	H	North Dakota St.	67 44	92	H	Georgia Tech	50 <b>60</b>								
265	H	Omaha	75 59	122	H	Belmont	62 59								

Non-Div I Games: Oakland City 104 30 Ind.-Southeast 99 50

IUPUI

Loss, Non-Conf, S Site, H Home A Away N Neutral

## Idaho

Through Games Of Feb. 3, 2016

Average RPI Win:	227	WON-LOST	WINNING	LAST 10	STRENGTH OF	OPP. STRENGTH	TEAM	ADJ.	CONF.	ADJ CONF.
Average RPI Loss:	92	RECORD	PCT. RANK	GAMES	SCHEDULE	OF SCHEDULE	RPI	RPI	RPI	RPI
DIV. I ONLY	13- 6	76	7- 2	188	150	117	117	18	18	
DIV. I NON-CONF.	6- 4	125	0- 2	98	86	113	113	19	19	
TOTALS	RPI 1-25	RPI 26-50	W-L RECORDS	RPI 51-100	RPI 101-150	RPI 150+				
13- 6	0- 1	0- 2	OVERALL	1- 0	1- 1	11- 2				
7- 3	0- 0	0- 1	HOME	0- 0	0- 0	7- 2				
4- 2	0- 1	0- 0	AWAY	0- 0	0- 1	4- 0				
2- 1	0- 0	0- 1	NEUTRAL	1- 0	1- 0	0- 0				
6- 4	0- 1	0- 2	NON-CONFERENCE	1- 0	1- 1	4- 0				
4- 1	0- 0	0- 1	HOME	0- 0	0- 0	4- 0				
0- 2	0- 1	0- 0	AWAY	0- 0	0- 1	0- 0				
2- 1	0- 0	0- 1	NEUTRAL	1- 0	1- 0	0- 0				
7- 2	0- 0	0- 0	CONFERENCE	0- 0	0- 0	7- 2				
3- 2	0- 0	0- 0	HOME	0- 0	0- 0	3- 2				
4- 0	0- 0	0- 0	AWAY	0- 0	0- 0	4- 0				
0- 0	0- 0	0- 0	NEUTRAL	0- 0	0- 0	0- 0				

RPI 1-25				RPI 26-50				RPI 51-100				RPI 101+ Team's RPI: 117			
RPI	S	Opponent	Score	RPI	S	Opponent	Score	RPI	S	Opponent	Score	RPI	S	Opponent	Score
7	A	Oregon St.	44 69	38	N	Duke	68 74	91	N	Iowa St.	97 65	126	A	Texas Tech	62 78
				45	H	Abilene Christian	59 71					149	N	Texas St.	75 55
												155	H	Montana St.	59 62
												172	H	North Dakota	92 65
												180	H	Eastern Wash.	66 74
												183	H	Northern Colo.	66 56
												205	A	Sacramento St.	98 88
												220	H	Montana	78 61
												221	H	Seattle	64 60
												245	H	Wyoming	61 57
												259	H	UC Santa Barbara	64 42
												261	A	Northern Ariz.	72 51
												284	H	CSUN	106 50
												322	A	Portland St.	94 65
												335	A	Southern Utah	62 51
LAST 12 Division I GAMES:															
322	A	Portland St.	94 65	180	H	Eastern Wash.	66 74								
205	A	Sacramento St.	98 88	183	H	Northern Colo.	66 56								
155	H	Montana St.	59 62	172	H	North Dakota	92 65								
220	H	Montana	78 61	45	H	Abilene Christian	59 71								
335	A	Southern Utah	62 51	7	A	Oregon St.	44 69								
261	A	Northern Ariz.	72 51	126	A	Texas Tech	62 78								

Non-Div I Games: Carroll (MT) 75 47 Northwest Chrst. 71 48

Idaho

■ Loss, 
 ■ Non-Conf, S Site, 
 ■ Home 
 ■ Away 
 N Neutral

Average RPI Win:	225	WON-LOST	WINNING	LAST 10	STRENGTH OF	OPP. STRENGTH	TEAM	ADJ.	CONF.	ADJ CONF.
Average RPI Loss:	139	RECORD	PCT. RANK	GAMES	SCHEDULE	OF SCHEDULE	RPI	RPI	RPI	RPI
DIV. I ONLY	8- 9	191	0- 1	166	163	152	152	18	18	
DIV. I NON-CONF.	5- 4	138	0- 1	31	113	48	48	19	19	
TOTALS	RPI 1-25	RPI 26-50	W-L RECORDS	RPI 51-100	RPI 101-150	RPI 150+				
8- 9	0- 1	0- 1	OVERALL	0- 1	1- 1	7- 5				
3- 2	0- 0	0- 0	HOME	0- 0	0- 0	3- 2				
4- 7	0- 1	0- 1	AWAY	0- 1	1- 1	3- 3				
1- 0	0- 0	0- 0	NEUTRAL	0- 0	0- 0	1- 0				
5- 4	0- 1	0- 1	NON-CONFERENCE	0- 1	1- 1	4- 0				
2- 0	0- 0	0- 0	HOME	0- 0	0- 0	2- 0				
2- 4	0- 1	0- 1	AWAY	0- 1	1- 1	1- 0				
1- 0	0- 0	0- 0	NEUTRAL	0- 0	0- 0	1- 0				
3- 5	0- 0	0- 0	CONFERENCE	0- 0	0- 0	3- 5				
1- 2	0- 0	0- 0	HOME	0- 0	0- 0	1- 2				
2- 3	0- 0	0- 0	AWAY	0- 0	0- 0	2- 3				
0- 0	0- 0	0- 0	NEUTRAL	0- 0	0- 0	0- 0				

RPI 1-25				RPI 26-50				RPI 51-100				RPI 101+ Team's RPI: 152			
RPI	S	Opponent	Score	RPI	S	Opponent	Score	RPI	S	Opponent	Score	RPI	S	Opponent	Score
17	A	Michigan St.	60 79	27	A	UTEP	54 67	82	A	Northwestern	36 72	113	A	Boise St.	80 77
												126	A	Texas Tech	64 79
												172	A	North Dakota	42 45
												179	N	Southeast Mo. St.	65 64
												181	A	Weber St.	58 57
												181	H	Weber St.	46 61
												183	A	Northern Colo.	47 48
												205	H	Sacramento St.	59 68
												221	H	Seattle	83 67
												224	A	Utah Valley	56 47
												226	H	Utah St.	81 67
												261	A	Northern Ariz.	62 63
												322	H	Portland St.	71 70
												335	A	Southern Utah	71 67
LAST 12 Division I GAMES:															
27	A	UTEP	54 67	172	A	North Dakota	42 45								
261	A	Northern Ariz.	62 63	183	A	Northern Colo.	47 48								
335	A	Southern Utah	71 67	181	H	Weber St.	46 61								
181	A	Weber St.	58 57	224	A	Utah Valley	56 47								
322	H	Portland St.	71 70	113	A	Boise St.	80 77								
205	H	Sacramento St.	59 68	226	H	Utah St.	81 67								

Non-Div I Games: Colo. Christian 82 56 Montana Tech 82 55

Idaho St.

■ Loss, 
 ■ Non-Conf, 
 ■ S Site, 
 ■ H Home 
 ■ A Away 
 N Neutral

Average RPI Win:	276	WON-LOST	WINNING	LAST 10	STRENGTH OF	OPP. STRENGTH	TEAM	ADJ.	CONF.	ADJ CONF.
Average RPI Loss:	124	RECORD	PCT. RANK	GAMES	SCHEDULE	OF SCHEDULE	RPI	RPI	RPI	RPI
DIV. I ONLY	11- 9	145	3- 7	302	191	208	208	14	14	
DIV. I NON-CONF.	9- 2	37	2- 1	346	261	180	180	15	15	
TOTALS	RPI 1-25	RPI 26-50	W-L RECORDS	RPI 51-100	RPI 101-150	RPI 150+				
11- 9	0- 1	0- 1	OVERALL	1- 0	0- 3	10- 4				
5- 4	0- 0	0- 0	HOME	1- 0	0- 2	4- 2				
6- 5	0- 1	0- 1	AWAY	0- 0	0- 1	6- 2				
0- 0	0- 0	0- 0	NEUTRAL	0- 0	0- 0	0- 0				
9- 2	0- 0	0- 1	NON-CONFERENCE	1- 0	0- 1	8- 0				
4- 1	0- 0	0- 0	HOME	1- 0	0- 1	3- 0				
5- 1	0- 0	0- 1	AWAY	0- 0	0- 0	5- 0				
0- 0	0- 0	0- 0	NEUTRAL	0- 0	0- 0	0- 0				
2- 7	0- 1	0- 0	CONFERENCE	0- 0	0- 2	2- 4				
1- 3	0- 0	0- 0	HOME	0- 0	0- 1	1- 2				
1- 4	0- 1	0- 0	AWAY	0- 0	0- 1	1- 2				
0- 0	0- 0	0- 0	NEUTRAL	0- 0	0- 0	0- 0				

RPI 1-25				RPI 26-50				RPI 51-100				RPI 101+ Team's RPI: 208			
RPI	S	Opponent	Score	RPI	S	Opponent	Score	RPI	S	Opponent	Score	RPI	S	Opponent	Score
23	A	Green Bay	22 64	34	A	Purdue	51 62	80	H	Central Mich.	66 63	106	H	Toledo	51 60
												107	A	Wright St.	62 73
												110	H	Youngstown St.	64 69
												159	A	Northern Ky.	53 55
												188	H	Detroit	80 89
												191	A	Milwaukee	53 54
												194	H	Oakland	76 78
												197	A	Valparaiso	54 50
												227	A	Western Ill.	78 70
												299	A	Denver	56 46
												301	H	Cleveland St.	80 62
												303	A	Bradley	66 56
												316	H	Nevada	70 55
												317	A	Illinois St.	74 65
												321	H	Howard	75 48
												338	A	Chicago St.	51 47
												342	H	Eastern Ill.	66 54
LAST 12 Division I GAMES:															
197	A	Valparaiso	54 50	194	H	Oakland	76 78								
301	H	Cleveland St.	80 62	159	A	Northern Ky.	53 55								
110	H	Youngstown St.	64 69	107	A	Wright St.	62 73								
23	A	Green Bay	22 64	342	H	Eastern Ill.	66 54								
191	A	Milwaukee	53 54	316	H	Nevada	70 55								
188	H	Detroit	80 89	106	H	Toledo	51 60								

Non-Div I Games:

Ill.-Chicago

Average RPI Win:	164	WON-LOST	WINNING	LAST 10	STRENGTH OF	OPP. STRENGTH	TEAM	ADJ.	CONF.	ADJ CONF.
Average RPI Loss:	66	RECORD	PCT. RANK	GAMES	SCHEDULE	OF SCHEDULE	RPI	RPI	RPI	RPI
DIV. I ONLY	8- 13	239	1- 9	12	83	143	143	4	4	
DIV. I NON-CONF.	7- 4	110	0- 2	14	238	83	83	4	4	
TOTALS	RPI 1-25	RPI 26-50	W-L RECORDS	RPI 51-100	RPI 101-150	RPI 150+				
8- 13	0- 2	1- 3	OVERALL	2- 4	1- 4	4- 0				
8- 6	0- 2	1- 1	HOME	2- 1	1- 2	4- 0				
0- 7	0- 0	0- 2	AWAY	0- 3	0- 2	0- 0				
0- 0	0- 0	0- 0	NEUTRAL	0- 0	0- 0	0- 0				
7- 4	0- 0	1- 1	NON-CONFERENCE	2- 2	1- 1	3- 0				
7- 2	0- 0	1- 1	HOME	2- 1	1- 0	3- 0				
0- 2	0- 0	0- 0	AWAY	0- 1	0- 1	0- 0				
0- 0	0- 0	0- 0	NEUTRAL	0- 0	0- 0	0- 0				
1- 9	0- 2	0- 2	CONFERENCE	0- 2	0- 3	1- 0				
1- 4	0- 2	0- 0	HOME	0- 0	0- 2	1- 0				
0- 5	0- 0	0- 2	AWAY	0- 2	0- 1	0- 0				
0- 0	0- 0	0- 0	NEUTRAL	0- 0	0- 0	0- 0				

RPI S	Opponent	Score	RPI S	Opponent	Score	RPI S	Opponent	Score	RPI S	Opponent	Score	Team's RPI: 143
5	H Ohio St.	70 80	32	H Ohio	62 53	51	A Miami (FL)	64 73	108	A Minnesota	77 82	
14	H Maryland	63 79	34	A Purdue	65 69	54	A Indiana	66 68	108	H Minnesota	75 106	
			37	H George Washington	57 70	62	A Nebraska	57 73	128	A Memphis	75 81	
			39	A Rutgers	54 67	80	H Central Mich.	74 69	136	H Penn St.	56 65	
						83	H South Dakota	76 85	139	H Southern Ill.	78 64	
						97	H UT Martin	94 74	165	H Wisconsin	71 65	
									214	H Lehigh	76 67	
									250	H Tennessee St.	98 43	
									338	H Chicago St.	67 36	
LAST 12 Division I GAMES:												
5	H Ohio St.	70 80	62	A Nebraska	57 73							
108	A Minnesota	77 82	108	H Minnesota	75 106							
136	H Penn St.	56 65	34	A Purdue	65 69							
54	A Indiana	66 68	14	H Maryland	63 79							
165	H Wisconsin	71 65	37	H George Washington	57 70							
39	A Rutgers	54 67	83	H South Dakota	76 85							

Non-Div I Games:

Illinois



Average RPI Win:	307	WON-LOST	WINNING	LAST 10	STRENGTH OF	OPP. STRENGTH	TEAM	ADJ.	CONF.	ADJ CONF.
Average RPI Loss:	171	RECORD	PCT. RANK	GAMES	SCHEDULE	OF SCHEDULE	RPI	RPI	RPI	RPI
DIV. I ONLY	5- 15	289	3- 7	290	234	317	317	21	21	
DIV. I NON-CONF.	2- 9	296	1- 2	288	292	342	342	17	17	
TOTALS	RPI 1-25	RPI 26-50	W-L RECORDS	RPI 51-100	RPI 101-150	RPI 150+				
5- 15	0- 0	0- 1	OVERALL	0- 2	0- 4	5- 8				
4- 5	0- 0	0- 0	HOME	0- 1	0- 1	4- 3				
1- 8	0- 0	0- 1	AWAY	0- 1	0- 3	1- 3				
0- 2	0- 0	0- 0	NEUTRAL	0- 0	0- 0	0- 2				
2- 9	0- 0	0- 1	NON-CONFERENCE	0- 1	0- 1	2- 6				
2- 3	0- 0	0- 0	HOME	0- 0	0- 1	2- 2				
0- 4	0- 0	0- 1	AWAY	0- 1	0- 0	0- 2				
0- 2	0- 0	0- 0	NEUTRAL	0- 0	0- 0	0- 2				
3- 6	0- 0	0- 0	CONFERENCE	0- 1	0- 3	3- 2				
2- 2	0- 0	0- 0	HOME	0- 1	0- 0	2- 1				
1- 4	0- 0	0- 0	AWAY	0- 0	0- 3	1- 1				
0- 0	0- 0	0- 0	NEUTRAL	0- 0	0- 0	0- 0				

RPI S	Opponent	Score	RPI S	Opponent	Score	RPI S	Opponent	Score	RPI S	Opponent	Score	Team's RPI: 317
29	A DePaul	41 89	98	H Missouri St.	51 73	102	A Drake	41 76	114	A UNI	51 65	
			99	A Yale	47 60	139	A Southern Ill.	71 76	144	H SIUE	57 65	
						157	H Loyola Chicago	41 57	208	H Ill.-Chicago	65 74	
						227	H Western Ill.	64 79	234	A Bowling Green	52 70	
						236	A UTSA	51 77	243	A Indiana St.	56 63	
						264	N Northern Ill.	59 68	265	N Omaha	56 60	
						290	H Wichita St.	70 49	292	H Murray St.	81 76	
						303	H Bradley	54 49	310	A Evansville	64 57	
						338	H Chicago St.	57 53				
LAST 12 Division I GAMES:												
139	A Southern Ill.	71 76	243	A Indiana St.	56 63							
310	A Evansville	64 57	290	H Wichita St.	70 49							
157	H Loyola Chicago	41 57	98	H Missouri St.	51 73							
303	H Bradley	54 49	227	H Western Ill.	64 79							
102	A Drake	41 76	338	H Chicago St.	57 53							
114	A UNI	51 65	99	A Yale	47 60							

Non-Div I Games:

Illinois St.

Average RPI Win:	261	WON-LOST	WINNING	LAST 10	STRENGTH OF	OPP. STRENGTH	TEAM	ADJ.	CONF.	ADJ CONF.
Average RPI Loss:	190	RECORD	PCT. RANK	GAMES	SCHEDULE	OF SCHEDULE	RPI	RPI	RPI	RPI
DIV. I ONLY	3- 13	320	3- 7	264	267	312	312	27	27	
DIV. I NON-CONF.	0- 7	338	0- 3	130	150	320	320	26	26	
TOTALS	RPI 1-25	RPI 26-50	W-L RECORDS	RPI 51-100	RPI 101-150	RPI 150+				
3- 13	0- 0	0- 2	OVERALL	0- 1	1- 1	2- 9				
0- 8	0- 0	0- 1	HOME	0- 0	0- 0	0- 7				
3- 5	0- 0	0- 1	AWAY	0- 1	1- 1	2- 2				
0- 0	0- 0	0- 0	NEUTRAL	0- 0	0- 0	0- 0				
0- 7	0- 0	0- 1	NON-CONFERENCE	0- 1	0- 1	0- 4				
0- 3	0- 0	0- 0	HOME	0- 0	0- 0	0- 3				
0- 4	0- 0	0- 1	AWAY	0- 1	0- 1	0- 1				
0- 0	0- 0	0- 0	NEUTRAL	0- 0	0- 0	0- 0				
3- 6	0- 0	0- 1	CONFERENCE	0- 0	1- 0	2- 5				
0- 5	0- 0	0- 1	HOME	0- 0	0- 0	0- 4				
3- 1	0- 0	0- 0	AWAY	0- 0	1- 0	2- 1				
0- 0	0- 0	0- 0	NEUTRAL	0- 0	0- 0	0- 0				

RPI S	Opponent	Score	RPI S	Opponent	Score	RPI S	Opponent	Score	RPI S	Opponent	Score	Team's RPI: 312
34	A Purdue	27 95	61	A Colorado St.	37 60	126	A Texas Tech	55 70				
45	H Abilene Christian	71 86				150	A McNeese St.	68 55				
						162	H Northwestern St.	48 53				
						190	H North Texas	55 62				
						193	A UTRGV	47 60				
						193	H UTRGV	50 68				
						238	H Houston	51 67				
						241	H Sam Houston St.	60 65				
						315	A Southeastern La.	70 66				
						319	A Nicholls St.	63 61				
						319	H Nicholls St.	64 66				
						333	H A&M-Corpus Christi	56 57				
						340	A New Orleans	49 55				
LAST 12 Division I GAMES:												
319	A Nicholls St.	63 61	162	H Northwestern St.	48 53							
319	H Nicholls St.	64 66	340	A New Orleans	49 55							
333	H A&M-Corpus Christi	56 57	241	H Sam Houston St.	60 65							
45	H Abilene Christian	71 86	190	H North Texas	55 62							
150	A McNeese St.	68 55	193	A UTRGV	47 60							
315	A Southeastern La.	70 66	126	A Texas Tech	55 70							

Non-Div I Games: LSU-Alexandria 96 59 Howard Payne 78 65 Sul Ross St. 54 35 Trinity (TX) 55 61 Incarnate Word

## Indiana

Through Games Of Feb. 3, 2016

Average RPI Win:	139	WON-LOST	WINNING	LAST 10	STRENGTH OF	OPP. STRENGTH	TEAM	ADJ.	CONF.	ADJ CONF.
Average RPI Loss:	53	RECORD	PCT. RANK	GAMES	SCHEDULE	OF SCHEDULE	RPI	RPI	RPI	RPI
DIV. I ONLY	13- 9	121	5- 5	38	18	54	54	4	4	
DIV. I NON-CONF.	8- 4	100	1- 1	77	58	73	73	4	4	
TOTALS	RPI 1-25	RPI 26-50	W-L RECORDS	RPI 51-100	RPI 101-150	RPI 150+				
13- 9	1- 2	1- 4	OVERALL	5- 1	2- 1	4- 1				
9- 0	1- 0	1- 0	HOME	4- 0	2- 0	1- 0				
3- 6	0- 2	0- 2	AWAY	1- 0	0- 1	2- 1				
1- 3	0- 0	0- 2	NEUTRAL	0- 1	0- 0	1- 0				
8- 4	0- 0	0- 3	NON-CONFERENCE	3- 1	1- 0	4- 0				
5- 0	0- 0	0- 0	HOME	3- 0	1- 0	1- 0				
2- 1	0- 0	0- 1	AWAY	0- 0	0- 0	2- 0				
1- 3	0- 0	0- 2	NEUTRAL	0- 1	0- 0	1- 0				
5- 5	1- 2	1- 1	CONFERENCE	2- 0	1- 1	0- 1				
4- 0	1- 0	1- 0	HOME	1- 0	1- 0	0- 0				
1- 5	0- 2	0- 1	AWAY	1- 0	0- 1	0- 1				
0- 0	0- 0	0- 0	NEUTRAL	0- 0	0- 0	0- 0				

RPI	S	Opponent	Score	RPI	S	Opponent	Score	RPI	S	Opponent	Score	RPI	S	Opponent	Score
5	A	Ohio St.	70 97	29	A	DePaul	69 84	51	N	Miami (FL)	75 89	108	A	Minnesota	76 78
14	A	Maryland	63 86	32	N	Ohio	56 63	58	H	Chattanooga	54 43	121	H	Samford	65 56
17	H	Michigan St.	81 65	34	A	Purdue	53 63	71	H	Michigan	77 69	143	H	Illinois	68 66
				39	H	Rutgers	64 48	82	A	Northwestern	91 84	165	A	Wisconsin	69 73
				40	N	West Virginia	64 75	92	H	Georgia Tech	69 60	243	A	Indiana St.	53 50
								99	H	Yale	76 60	250	H	Tennessee St.	88 56
												255	N	Austin Peay	90 58
												334	A	IPFW	79 72
LAST 12 Division I GAMES:															
14	A	Maryland	63 86	34	A	Purdue	53 63								
39	H	Rutgers	64 48	5	A	Ohio St.	70 97								
82	A	Northwestern	91 84	71	H	Michigan	77 69								
143	H	Illinois	68 66	165	A	Wisconsin	69 73								
108	A	Minnesota	76 78	99	H	Yale	76 60								
17	H	Michigan St.	81 65	40	N	West Virginia	64 75								

Non-Div I Games:

Indiana

■ Loss, 
■ Non-Conf, 
■ S Site, 
■ H Home 
■ A Away 
N Neutral

Average RPI Win:	264	WON-LOST	WINNING	LAST 10	STRENGTH OF	OPP. STRENGTH	TEAM	ADJ.	CONF.	ADJ CONF.
Average RPI Loss:	135	RECORD	PCT. RANK	GAMES	SCHEDULE	OF SCHEDULE	RPI	RPI	RPI	RPI
DIV. I ONLY	9- 11	200	6- 4	271	208	243	243	21	21	
DIV. I NON-CONF.	4- 7	222	2- 1	258	228	253	253	17	17	
TOTALS	RPI 1-25	RPI 26-50	W-L RECORDS	RPI 51-100	RPI 101-150	RPI 150+				
9- 11	0- 0	0- 0	OVERALL	0- 4	0- 4	9- 3				
6- 4	0- 0	0- 0	HOME	0- 3	0- 0	6- 1				
3- 6	0- 0	0- 0	AWAY	0- 1	0- 4	3- 1				
0- 1	0- 0	0- 0	NEUTRAL	0- 0	0- 0	0- 1				
4- 7	0- 0	0- 0	NON-CONFERENCE	0- 3	0- 1	4- 3				
2- 3	0- 0	0- 0	HOME	0- 2	0- 0	2- 1				
2- 3	0- 0	0- 0	AWAY	0- 1	0- 1	2- 1				
0- 1	0- 0	0- 0	NEUTRAL	0- 0	0- 0	0- 1				
5- 4	0- 0	0- 0	CONFERENCE	0- 1	0- 3	5- 0				
4- 1	0- 0	0- 0	HOME	0- 1	0- 0	4- 0				
1- 3	0- 0	0- 0	AWAY	0- 0	0- 3	1- 0				
0- 0	0- 0	0- 0	NEUTRAL	0- 0	0- 0	0- 0				

RPI S	Opponent	Score	RPI S	Opponent	Score	RPI S	Opponent	Score	RPI S	Opponent	Score	Team's RPI: 243
						54	H Indiana	50 53	102	A Drake	55 80	
						80	A Central Mich.	65 85	114	A UNI	42 53	
						85	H Saint Louis	52 62	124	A IUPUI	43 68	
						98	H Missouri St.	51 59	139	A Southern Ill.	64 76	
									157	H Loyola Chicago	62 48	
									159	A Northern Ky.	67 73	
									173	H Butler	70 63	
									189	A Tulsa	67 63	
									262	N Stephen F. Austin	62 71	
									265	H Omaha	50 51	
									290	H Wichita St.	59 33	
									295	A UMKC	77 47	
									303	H Bradley	59 37	
									310	A Evansville	59 44	
									317	H Illinois St.	63 56	
									342	H Eastern Ill.	60 42	
LAST 12 Division I GAMES:												
310	A Evansville	59 44	317	H Illinois St.	63 56							
139	A Southern Ill.	64 76	98	H Missouri St.	51 59							
303	H Bradley	59 37	290	H Wichita St.	59 33							
157	H Loyola Chicago	62 48	173	H Butler	70 63							
114	A UNI	42 53	54	H Indiana	50 53							
102	A Drake	55 80	189	A Tulsa	67 63							

Non-Div I Games:

Indiana St.

■ Loss, 
 ■ Non-Conf, 
 ■ S Site, 
 ■ H Home 
 ■ A Away 
 N Neutral

Average RPI Win:	236	WON-LOST	WINNING	LAST 10	STRENGTH OF	OPP. STRENGTH	TEAM	ADJ.	CONF.	ADJ CONF.
Average RPI Loss:	107	RECORD	PCT. RANK	GAMES	SCHEDULE	OF SCHEDULE	RPI	RPI	RPI	RPI
DIV. I ONLY	14- 9	111	8- 2	197	144	118	118	23	23	
DIV. I NON-CONF.	4- 7	222	1- 1	73	19	147	147	24	24	
TOTALS	RPI 1-25	RPI 26-50	W-L RECORDS	RPI 51-100	RPI 101-150	RPI 150+				
14- 9	0- 0	0- 3	OVERALL	1- 2	0- 2	13- 2				
7- 1	0- 0	0- 0	HOME	0- 1	0- 0	7- 0				
6- 6	0- 0	0- 2	AWAY	1- 0	0- 2	5- 2				
1- 2	0- 0	0- 1	NEUTRAL	0- 1	0- 0	1- 0				
4- 7	0- 0	0- 3	NON-CONFERENCE	1- 2	0- 2	3- 0				
2- 1	0- 0	0- 0	HOME	0- 1	0- 0	2- 0				
1- 4	0- 0	0- 2	AWAY	1- 0	0- 2	0- 0				
1- 2	0- 0	0- 1	NEUTRAL	0- 1	0- 0	1- 0				
10- 2	0- 0	0- 0	CONFERENCE	0- 0	0- 0	10- 2				
5- 0	0- 0	0- 0	HOME	0- 0	0- 0	5- 0				
5- 2	0- 0	0- 0	AWAY	0- 0	0- 0	5- 2				
0- 0	0- 0	0- 0	NEUTRAL	0- 0	0- 0	0- 0				

RPI 1-25			RPI 26-50			RPI 51-100			RPI 101+ Team's RPI: 118		
RPI	S	Opponent	Score	RPI	S	RPI	S	Opponent	Score	RPI	S
				28	N	88	A	Southern California	56 76	109	A
				37	A	96	H	Saint Joseph's	81 75	120	A
								George Washington	65 70		
								VCU	58 74		
				39	A	99	N	Yale	48 63		
								ETSU	56 50		
								Marist	61 62		
								Marist	69 49		
								North Texas	62 51		
								Canisius	79 76		
								Canisius	79 56		
								Fairfield	56 46		
								Manhattan	56 63		
								Manhattan	67 56		
								Niagara	73 52		
								Niagara	73 46		
								Monmouth	64 49		
								Rider	59 46		
								Fairleigh Dickinson	77 54		
								Saint Peter's	65 51		
LAST 12 Division I GAMES:											
204	A	Canisius	79 76	204	H	246	H	Canisius	79 56	151	H
286	A	Niagara	73 52	187	H			Marist	69 49		
297	A	Monmouth	64 49	325	A			Saint Peter's	65 51		
286	H	Niagara	73 46	246	H			Manhattan	67 56		
246	A	Manhattan	56 63	151	H			ETSU	56 50		
187	A	Marist	61 62	37	A			George Washington	65 70		

Non-Div I Games:

Iona

■ Loss, 
 ■ Non-Conf, 
 ■ S Site, 
 ■ H Home 
 ■ A Away 
 N Neutral

Average RPI Win:	138	WON-LOST	WINNING	LAST 10	STRENGTH OF	OPP. STRENGTH	TEAM	ADJ.	CONF.	ADJ CONF.
Average RPI Loss:	57	RECORD	PCT. RANK	GAMES	SCHEDULE	OF SCHEDULE	RPI	RPI	RPI	RPI
DIV. I ONLY	15- 7	79	5- 5	43	46	43	43	4	4	
DIV. I NON-CONF.	10- 2	33	2- 0	70	163	24	24	4	4	
TOTALS	RPI 1-25	RPI 26-50	W-L RECORDS	RPI 51-100	RPI 101-150	RPI 150+				
15- 7	0- 2	1- 2	OVERALL	5- 2	3- 1	6- 0				
8- 2	0- 1	1- 0	HOME	2- 0	1- 1	4- 0				
5- 4	0- 1	0- 1	AWAY	3- 2	1- 0	1- 0				
2- 1	0- 0	0- 1	NEUTRAL	0- 0	1- 0	1- 0				
10- 2	0- 0	0- 1	NON-CONFERENCE	2- 1	3- 0	5- 0				
6- 0	0- 0	0- 0	HOME	1- 0	1- 0	4- 0				
2- 1	0- 0	0- 0	AWAY	1- 1	1- 0	0- 0				
2- 1	0- 0	0- 1	NEUTRAL	0- 0	1- 0	1- 0				
5- 5	0- 2	1- 1	CONFERENCE	3- 1	0- 1	1- 0				
2- 2	0- 1	1- 0	HOME	1- 0	0- 1	0- 0				
3- 3	0- 1	0- 1	AWAY	2- 1	0- 0	1- 0				
0- 0	0- 0	0- 0	NEUTRAL	0- 0	0- 0	0- 0				

RPI S	Opponent	Score	RPI S	Opponent	Score	Team's RPI: 43	RPI S	Opponent	Score	RPI S	Opponent	Score
14	H Maryland	56 76	34	A Purdue	73 90		62	A Nebraska	74 68	102	H Drake	89 76
17	A Michigan St.	73 80	37	N George Washington	77 81		71	A Michigan	75 82	107	N Wright St.	83 77
			39	H Rutgers	69 65		71	H Michigan	85 69	114	A UNI	80 65
							82	A Northwestern	79 64	136	H Penn St.	69 82
							89	A Virginia	85 73	165	A Wisconsin	57 54
							91	A Iowa St.	66 69	172	H North Dakota	83 61
							97	H UT Martin	62 56	207	H Robert Morris	69 50
										227	H Western Ill.	96 81
										238	N Houston	64 50
										303	H Bradley	60 53
LAST 12 Division I GAMES:												
82	A Northwestern	79 64	14	H Maryland	56 76		71	A Michigan	75 82			
71	H Michigan	85 69	39	H Rutgers	69 65		62	A Nebraska	74 68			
34	A Purdue	73 90	102	H Drake	89 76		303	H Bradley	60 53			
136	H Penn St.	69 82										
17	A Michigan St.	73 80										
165	A Wisconsin	57 54										

Non-Div I Games:

Iowa



Average RPI Win:	319	WON-LOST	WINNING	LAST 10	STRENGTH OF	OPP. STRENGTH	TEAM	ADJ.	CONF.	ADJ CONF.
Average RPI Loss:	219	RECORD	PCT. RANK	GAMES	SCHEDULE	OF SCHEDULE	RPI	RPI	RPI	RPI
DIV. I ONLY	7- 10	225	5- 5	347	331	324	324	32	32	
DIV. I NON-CONF.	3- 5	218	2- 1	341	235	310	310	31	31	
TOTALS	RPI 1-25	RPI 26-50	W-L RECORDS	RPI 51-100	RPI 101-150	RPI 150+				
7- 10	0- 1	0- 0	OVERALL	0- 1	0- 0	7- 8				
4- 4	0- 0	0- 0	HOME	0- 0	0- 0	4- 4				
3- 6	0- 1	0- 0	AWAY	0- 1	0- 0	3- 4				
0- 0	0- 0	0- 0	NEUTRAL	0- 0	0- 0	0- 0				
3- 5	0- 1	0- 0	NON-CONFERENCE	0- 1	0- 0	3- 3				
2- 1	0- 0	0- 0	HOME	0- 0	0- 0	2- 1				
1- 4	0- 1	0- 0	AWAY	0- 1	0- 0	1- 2				
0- 0	0- 0	0- 0	NEUTRAL	0- 0	0- 0	0- 0				
4- 5	0- 0	0- 0	CONFERENCE	0- 0	0- 0	4- 5				
2- 3	0- 0	0- 0	HOME	0- 0	0- 0	2- 3				
2- 2	0- 0	0- 0	AWAY	0- 0	0- 0	2- 2				
0- 0	0- 0	0- 0	NEUTRAL	0- 0	0- 0	0- 0				

RPI 1-25				RPI 26-50				RPI 51-100				RPI 101+ Team's RPI: 324			
RPI	S	Opponent	Score	RPI	S	Opponent	Score	RPI	S	Opponent	Score	RPI	S	Opponent	Score
22	A	Kentucky	24 92					78	A	Tulane	49 92	162	A	Northwestern St.	54 59
												182	A	Southern U.	57 84
												216	H	Grambling	58 79
												254	H	Texas Southern	36 62
												271	H	Prairie View	52 62
												279	H	Jacksonville St.	71 65
												293	H	Alabama St.	70 69
												315	A	Southeastern La.	79 72
												327	H	Lipscomb	53 52
												328	A	Alcorn	73 66
												330	A	Ark.-Pine Bluff	66 71
												338	H	Chicago St.	59 76
												340	A	New Orleans	68 85
												344	H	Alabama A&M	59 58
												345	A	Mississippi Val.	72 46
LAST 12 Division I GAMES:															
330	A	Ark.-Pine Bluff	66 71	328	A	Alcorn	73 66								
345	A	Mississippi Val.	72 46	344	H	Alabama A&M	59 58								
216	H	Grambling	58 79	293	H	Alabama St.	70 69								
271	H	Prairie View	52 62	327	H	Lipscomb	53 52								
254	H	Texas Southern	36 62	162	A	Northwestern St.	54 59								
182	A	Southern U.	57 84	315	A	Southeastern La.	79 72								

Non-Div I Games: Fisk 78 58 Blue Mountain 74 52 Mobile 100 57

Jackson St.

Loss, Non-Conf, S Site, H Home A Away N Neutral



## Jacksonville

Through Games Of Feb. 3, 2016

Average RPI Win:	286	WON-LOST	WINNING	LAST 10	STRENGTH OF	OPP. STRENGTH	TEAM	ADJ.	CONF.	ADJ CONF.
Average RPI Loss:	125	RECORD	PCT. RANK	GAMES	SCHEDULE	OF SCHEDULE	RPI	RPI	RPI	RPI
DIV. I ONLY	12- 7	102	8- 2	328	237	178	178	29	29	
DIV. I NON-CONF.	6- 7	176	3- 3	276	203	209	209	27	27	
TOTALS	RPI 1-25	RPI 26-50	W-L RECORDS	RPI 51-100	RPI 101-150	RPI 150+				
12- 7	0- 2	0- 1	OVERALL	0- 0	0- 1	12- 3				
7- 0	0- 0	0- 0	HOME	0- 0	0- 0	7- 0				
4- 6	0- 1	0- 1	AWAY	0- 0	0- 0	4- 1				
1- 1	0- 0	0- 0	NEUTRAL	0- 0	0- 0	1- 1				
6- 7	0- 2	0- 1	NON-CONFERENCE	0- 0	0- 1	6- 3				
4- 0	0- 0	0- 0	HOME	0- 0	0- 0	4- 0				
1- 6	0- 2	0- 1	AWAY	0- 0	0- 1	1- 2				
1- 1	0- 0	0- 0	NEUTRAL	0- 0	0- 0	1- 1				
6- 0	0- 0	0- 0	CONFERENCE	0- 0	0- 0	6- 0				
3- 0	0- 0	0- 0	HOME	0- 0	0- 0	3- 0				
3- 0	0- 0	0- 0	AWAY	0- 0	0- 0	3- 0				
0- 0	0- 0	0- 0	NEUTRAL	0- 0	0- 0	0- 0				

RPI 1-25				RPI 26-50				RPI 51-100				RPI 101+ Team's RPI: 178			
RPI	S	Opponent	Score	RPI	S	Opponent	Score	RPI	S	Opponent	Score	RPI	S	Opponent	Score
11	A	Florida St.	60 77	41	A	South Fla.	52 74					148	A	Wake Forest	51 57
20	A	Syracuse	49 65									171	A	Texas-Arlington	54 56
												199	H	Stetson	69 49
												234	N	Bowling Green	69 72
												237	A	USC Upstate	49 43
												251	A	UNCW	49 51
												257	A	Bethune-Cookman	63 53
												272	N	Dartmouth	51 44
												285	H	Kennesaw St.	78 63
												292	H	Murray St.	79 54
												294	H	Savannah St.	65 52
												307	H	South Carolina St.	79 47
												308	A	North Florida	73 39
												318	H	FIU	80 44
												327	H	Lipscomb	81 51
												336	A	NJIT	65 36
LAST 12 Division I GAMES:															
199	H	Stetson	69 49	294	H	Savannah St.	65 52								
336	A	NJIT	65 36	307	H	South Carolina St.	79 47								
237	A	USC Upstate	49 43	11	A	Florida St.	60 77								
285	H	Kennesaw St.	78 63	20	A	Syracuse	49 65								
327	H	Lipscomb	81 51	292	H	Murray St.	79 54								
308	A	North Florida	73 39	148	A	Wake Forest	51 57								

Non-Div I Games: Edward Waters 90 51 Thomas (GA) 88 50

Jacksonville

Loss, Non-Conf, S Site, H Home A Away N Neutral

Average RPI Win: 290		WON-LOST	WINNING	LAST 10	STRENGTH OF	OPP. STRENGTH	TEAM	ADJ.	CONF.	ADJ CONF.
Average RPI Loss: 184		RECORD	PCT. RANK	GAMES	SCHEDULE	OF SCHEDULE	RPI	RPI	RPI	RPI
DIV. I ONLY		8- 13	239	4- 6	317	299	279	279	24	24
DIV. I NON-CONF.		4- 7	222	1- 1	313	322	286	286	23	23
TOTALS		RPI 1-25	RPI 26-50	W-L RECORDS	RPI 51-100	RPI 101-150	RPI 150+			
8- 13	0- 0		0- 1	OVERALL	0- 1	0- 5	8- 6			
5- 4	0- 0		0- 0	HOME	0- 1	0- 3	5- 0			
3- 9	0- 0		0- 1	AWAY	0- 0	0- 2	3- 6			
0- 0	0- 0		0- 0	NEUTRAL	0- 0	0- 0	0- 0			
4- 7	0- 0		0- 1	NON-CONFERENCE	0- 0	0- 3	4- 3			
3- 1	0- 0		0- 0	HOME	0- 0	0- 1	3- 0			
1- 6	0- 0		0- 1	AWAY	0- 0	0- 2	1- 3			
0- 0	0- 0		0- 0	NEUTRAL	0- 0	0- 0	0- 0			
4- 6	0- 0		0- 0	CONFERENCE	0- 1	0- 2	4- 3			
2- 3	0- 0		0- 0	HOME	0- 1	0- 2	2- 0			
2- 3	0- 0		0- 0	AWAY	0- 0	0- 0	2- 3			
0- 0	0- 0		0- 0	NEUTRAL	0- 0	0- 0	0- 0			

RPI 1-25				RPI 26-50				RPI 51-100				RPI 101+ Team's RPI: 279			
RPI	S	Opponent	Score	RPI	S	Opponent	Score	RPI	S	Opponent	Score	RPI	S	Opponent	Score
				34	A	Purdue	48 67	97	H	UT Martin	53 63	121	H	Samford	39 50
												122	H	Belmont	32 44
												123	A	Mercer	39 46
												128	A	Memphis	55 70
												144	H	SIUE	57 62
												179	A	Southeast Mo. St.	47 61
												213	A	Eastern Ky.	56 54
												250	H	Tennessee St.	69 55
												255	A	Austin Peay	59 61
												273	A	Ga. Southern	56 60
												285	H	Kennesaw St.	61 52
												289	A	Morehead St.	63 67
												292	A	Murray St.	74 71
												294	H	Savannah St.	50 35
												309	A	Wofford	54 66
												319	A	Nicholls St.	63 49
												324	A	Jackson St.	65 71
												328	H	Alcorn	67 65
												342	H	Eastern Ill.	60 52
LAST 12 Division I GAMES:															
				250	H	Tennessee St.	69 55	292	A	Murray St.	74 71				
				213	A	Eastern Ky.	56 54	255	A	Austin Peay	59 61				
				289	A	Morehead St.	63 67	342	H	Eastern Ill.	60 52				
				122	H	Belmont	32 44	144	H	SIUE	57 62				
				97	H	UT Martin	53 63	123	A	Mercer	39 46				
				179	A	Southeast Mo. St.	47 61	319	A	Nicholls St.	63 49				

Non-Div I Games:	Tuskegee	74	47
------------------	----------	----	----

Jacksonville St.

■ Loss, ■ Non-Conf, S Site, H Home A Away N Neutral

Average RPI Win:	<b>192</b>	WON-LOST	WINNING	LAST 10	STRENGTH OF	OPP. STRENGTH	TEAM	ADJ.	CONF.	ADJ CONF.
Average RPI Loss:	<b>55</b>	RECORD	PCT. RANK	GAMES	SCHEDULE	OF SCHEDULE	RPI	RPI	RPI	RPI
DIV. I ONLY	<b>14- 5</b>	<b>53</b>	<b>8- 2</b>	<b>135</b>	<b>87</b>	<b>65</b>	<b>65</b>	<b>13</b>	<b>13</b>	
DIV. I NON-CONF.	<b>7- 4</b>	<b>110</b>	<b>2- 2</b>	<b>91</b>	<b>42</b>	<b>77</b>	<b>77</b>	<b>12</b>	<b>12</b>	
TOTALS	RPI 1-25	RPI 26-50	W-L RECORDS	RPI 51-100	RPI 101-150	RPI 150+				
14- 5	0- 2	0- 2	OVERALL	2- 0	1- 0	11- 1				
10- 0	0- 0	0- 0	HOME	1- 0	1- 0	8- 0				
4- 3	0- 1	0- 1	AWAY	1- 0	0- 0	3- 1				
0- 2	0- 1	0- 1	NEUTRAL	0- 0	0- 0	0- 0				
7- 4	0- 2	0- 2	NON-CONFERENCE	0- 0	1- 0	6- 0				
5- 0	0- 0	0- 0	HOME	0- 0	1- 0	4- 0				
2- 2	0- 1	0- 1	AWAY	0- 0	0- 0	2- 0				
0- 2	0- 1	0- 1	NEUTRAL	0- 0	0- 0	0- 0				
7- 1	0- 0	0- 0	CONFERENCE	2- 0	0- 0	5- 1				
5- 0	0- 0	0- 0	HOME	1- 0	0- 0	4- 0				
2- 1	0- 0	0- 0	AWAY	1- 0	0- 0	1- 1				
0- 0	0- 0	0- 0	NEUTRAL	0- 0	0- 0	0- 0				

RPI 1-25				RPI 26-50				RPI 51-100				Team's RPI: 65	RPI 101+			
RPI	S	Opponent	Score	RPI	S	Opponent	Score	RPI	S	Opponent	Score		RPI	S	Opponent	Score
3	N	Baylor	63 77	33	A	St. Bonaventure	45 56	74	H	Drexel	67 56		104	H	Liberty	72 56
8	A	UCLA	61 90	40	N	West Virginia	62 69	79	A	Elon	81 76		156	A	Hampton	68 56
													166	H	Col. of Charleston	83 61
													170	H	Davidson	87 45
													192	A	William & Mary	59 65
													195	H	Delaware	75 55
													200	H	Northeastern	85 62
													209	A	Richmond	73 47
													240	H	Morgan St.	92 31
													251	H	UNCW	60 40
													253	H	American	74 45
													283	A	Towson	64 57
													304	H	Longwood	88 30
LAST 12 Division I GAMES:																
251	H	UNCW	60 40	166	H	Col. of Charleston	83 61									
195	H	Delaware	75 55	192	A	William & Mary	59 65									
283	A	Towson	64 57	170	H	Davidson	87 45									
200	H	Northeastern	85 62	3	N	Baylor	63 77									
74	H	Drexel	67 56	40	N	West Virginia	62 69									
79	A	Elon	81 76	209	A	Richmond	73 47									

Non-Div I Games:

James Madison

■ Loss, 
■ Non-Conf, 
■ S Site, 
■ H Home 
■ A Away 
N Neutral

Kansas

Through Games Of Feb. 3, 2016

Average RPI Win:	204	WON-LOST	WINNING	LAST 10	STRENGTH OF	OPP. STRENGTH	TEAM	ADJ.	CONF.	ADJ CONF.
Average RPI Loss:	76	RECORD	PCT. RANK	GAMES	SCHEDULE	OF SCHEDULE	RPI	RPI	RPI	RPI
DIV. I ONLY	5- 17	302	0- 10	24	51	202	202	3	3	
DIV. I NON-CONF.	5- 6	180	0- 1	194	177	233	233	3	3	
TOTALS	RPI 1-25	RPI 26-50	W-L RECORDS	RPI 51-100	RPI 101-150	RPI 150+				
5- 17	0- 4	0- 5	OVERALL	0- 4	2- 2	3- 2				
4- 10	0- 3	0- 3	HOME	0- 2	2- 0	2- 2				
0- 7	0- 1	0- 2	AWAY	0- 2	0- 2	0- 0				
1- 0	0- 0	0- 0	NEUTRAL	0- 0	0- 0	1- 0				
5- 6	0- 0	0- 1	NON-CONFERENCE	0- 2	2- 1	3- 2				
4- 4	0- 0	0- 1	HOME	0- 1	2- 0	2- 2				
0- 2	0- 0	0- 0	AWAY	0- 1	0- 1	0- 0				
1- 0	0- 0	0- 0	NEUTRAL	0- 0	0- 0	1- 0				
0- 11	0- 4	0- 4	CONFERENCE	0- 2	0- 1	0- 0				
0- 6	0- 3	0- 2	HOME	0- 1	0- 0	0- 0				
0- 5	0- 1	0- 2	AWAY	0- 1	0- 1	0- 0				
0- 0	0- 0	0- 0	NEUTRAL	0- 0	0- 0	0- 0				

RPI	S	Opponent	Score	RPI	S	Opponent	Score	RPI	S	Opponent	Score	RPI	S	Opponent	Score	Team's RPI: 202
3	H	Baylor	40 58	30	A	Oklahoma	44 67	56	H	Washington St.	53 66	125	H	Creighton	67 54	
9	A	Texas	46 70	40	A	West Virginia	35 72	91	A	Iowa St.	49 65	126	A	Texas Tech	44 54	
9	H	Texas	38 75	40	H	West Virginia	45 65	91	H	Iowa St.	53 63	128	H	Memphis	72 63	
15	H	Oklahoma St.	46 74	42	H	St. John's (NY)	71 86	95	A	Arizona	52 67	147	A	SMU	64 73	
				46	H	Kansas St.	46 59					154	H	Oral Roberts	63 70	
LAST 12 Division I GAMES:																
				91	H	Iowa St.	53 63	9	H	Texas	38 75					
				126	A	Texas Tech	44 54	91	A	Iowa St.	49 65					
				9	A	Texas	46 70	3	H	Baylor	40 58					
				15	H	Oklahoma St.	46 74	40	H	West Virginia	45 65					
				46	H	Kansas St.	46 59	30	A	Oklahoma	44 67					
				40	A	West Virginia	35 72	154	H	Oral Roberts	63 70					

Non-Div I Games:

Kansas

Loss, Non-Conf, S Site, H Home A Away N Neutral

Average RPI Win: 160		WON-LOST	WINNING	LAST 10	STRENGTH OF	OPP. STRENGTH	TEAM	ADJ.	CONF.	ADJ CONF.
Average RPI Loss: 39		RECORD	PCT. RANK	GAMES	SCHEDULE	OF SCHEDULE	RPI	RPI	RPI	RPI
DIV. I ONLY		14- 7	82	4- 6	22	65	46	46	3	3
DIV. I NON-CONF.		10- 1	19	2- 0	76	201	14	14	3	3
TOTALS		RPI 1-25	RPI 26-50		W-L RECORDS		RPI 51-100	RPI 101-150	RPI 150+	
14- 7	1- 3	1- 2		OVERALL		2- 2	2- 0	8- 0		
10- 3	1- 1	1- 1		HOME		2- 1	1- 0	5- 0		
4- 4	0- 2	0- 1		AWAY		0- 1	1- 0	3- 0		
0- 0	0- 0	0- 0		NEUTRAL		0- 0	0- 0	0- 0		
10- 1	0- 1	1- 0		NON-CONFERENCE		1- 0	1- 0	7- 0		
8- 0	0- 0	1- 0		HOME		1- 0	1- 0	5- 0		
2- 1	0- 1	0- 0		AWAY		0- 0	0- 0	2- 0		
0- 0	0- 0	0- 0		NEUTRAL		0- 0	0- 0	0- 0		
4- 6	1- 2	0- 2		CONFERENCE		1- 2	1- 0	1- 0		
2- 3	1- 1	0- 1		HOME		1- 1	0- 0	0- 0		
2- 3	0- 1	0- 1		AWAY		0- 1	1- 0	1- 0		
0- 0	0- 0	0- 0		NEUTRAL		0- 0	0- 0	0- 0		

RPI 1-25				RPI 26-50				RPI 51-100				RPI 101+			
RPI	S	Opponent	Score	RPI	S	Opponent	Score	RPI	S	Opponent	Score	RPI	S	Opponent	Score
3	A	Baylor	52 87	30	A	Oklahoma	58 68	83	H	South Dakota	84 81	126	A	Texas Tech	65 53
4	A	UConn	57 97	40	H	West Virginia	53 72	91	H	Iowa St.	79 84	135	H	Fla. Atlantic	102 53
9	H	Texas	51 66	45	H	Abilene Christian	76 45	93	A	TCU	73 87	171	H	Texas-Arlington	61 41
15	H	Oklahoma St.	47 44					93	H	TCU	58 49	182	H	Southern U.	59 47
												189	A	Tulsa	75 67
												193	H	UTRGV	61 43
												202	A	Kansas	59 46
												227	H	Western Ill.	84 45
												241	H	Sam Houston St.	78 50
												338	A	Chicago St.	63 54
LAST 12 Division I GAMES:															
				3	A	Baylor	52 87	30	A	Oklahoma	58 68				
				9	H	Texas	51 66	40	H	West Virginia	53 72				
				126	A	Texas Tech	65 53	93	A	TCU	73 87				
				202	A	Kansas	59 46	91	H	Iowa St.	79 84				
				93	H	TCU	58 49	227	H	Western Ill.	84 45				
				15	H	Oklahoma St.	47 44	241	H	Sam Houston St.	78 50				

Non-Div I Games:

Kansas St.

Loss, Non-Conf, S Site, H Home A Away N Neutral

Average RPI Win:	296	WON-LOST	WINNING	LAST 10	STRENGTH OF	OPP. STRENGTH	TEAM	ADJ.	CONF.	ADJ CONF.
Average RPI Loss:	186	RECORD	PCT. RANK	GAMES	SCHEDULE	OF SCHEDULE	RPI	RPI	RPI	RPI
DIV. I ONLY	7- 13	250	3- 6	276	306	285	285	29	29	
DIV. I NON-CONF.	4- 10	253	1- 4	249	327	301	301	27	27	
TOTALS	RPI 1-25	RPI 26-50	W-L RECORDS	RPI 51-100	RPI 101-150	RPI 150+				
7- 13	0- 1	0- 1	OVERALL	0- 1	0- 2	7- 8				
6- 4	0- 0	0- 0	HOME	0- 1	0- 1	6- 2				
1- 9	0- 1	0- 1	AWAY	0- 0	0- 1	1- 6				
0- 0	0- 0	0- 0	NEUTRAL	0- 0	0- 0	0- 0				
4- 10	0- 1	0- 1	NON-CONFERENCE	0- 0	0- 2	4- 6				
4- 2	0- 0	0- 0	HOME	0- 0	0- 1	4- 1				
0- 8	0- 1	0- 1	AWAY	0- 0	0- 1	0- 5				
0- 0	0- 0	0- 0	NEUTRAL	0- 0	0- 0	0- 0				
3- 3	0- 0	0- 0	CONFERENCE	0- 1	0- 0	3- 2				
2- 2	0- 0	0- 0	HOME	0- 1	0- 0	2- 1				
1- 1	0- 0	0- 0	AWAY	0- 0	0- 0	1- 1				
0- 0	0- 0	0- 0	NEUTRAL	0- 0	0- 0	0- 0				

RPI S	Opponent	Score	RPI S	Opponent	Score	RPI S	Opponent	Score	RPI S	Opponent	Score	Team's RPI: 285
25	A Florida	57 84	35	A Georgia	34 89	73	H FGCU	47 78	123	H Mercer	61 72	
									137	A Xavier	59 62	
									178	A Jacksonville	63 78	
									199	H Stetson	54 57	
									203	H Presbyterian	49 47	
									212	A Gardner-Webb	56 70	
									255	H Austin Peay	73 65	
									260	H Georgia St.	62 66	
									279	A Jacksonville St.	52 61	
									289	A Morehead St.	77 83	
									302	H Western Caro.	65 53	
									305	A Florida A&M	67 69	
									308	A North Florida	70 55	
									309	A Wofford	59 70	
									327	H Lipscomb	55 54	
									336	H NJIT	64 48	
									340	H New Orleans	60 53	
LAST 12 Division I GAMES:												
336	H NJIT	64 48	309	A Wofford	59 70							
73	H FGCU	47 78	137	A Xavier	59 62							
199	H Stetson	54 57	289	A Morehead St.	77 83							
178	A Jacksonville	63 78	212	A Gardner-Webb	56 70							
308	A North Florida	70 55	255	H Austin Peay	73 65							
327	H Lipscomb	55 54	123	H Mercer	61 72							

Non-Div I Games: Thomas (GA) 70 41

Kennesaw St.

Average RPI Win:	298	WON-LOST	WINNING	LAST 10	STRENGTH OF	OPP. STRENGTH	TEAM	ADJ.	CONF.	ADJ CONF.
Average RPI Loss:	164	RECORD	PCT. RANK	GAMES	SCHEDULE	OF SCHEDULE	RPI	RPI	RPI	RPI
DIV. I ONLY	3- 16	325	1- 9	231	231	331	331	12	12	
DIV. I NON-CONF.	2- 7	280	0- 2	327	325	346	346	13	13	
TOTALS	RPI 1-25	RPI 26-50	W-L RECORDS	RPI 51-100	RPI 101-150	RPI 150+				
3- 16	0- 0	0- 1	OVERALL	0- 1	0- 8	3- 6				
3- 7	0- 0	0- 1	HOME	0- 0	0- 4	3- 2				
0- 9	0- 0	0- 0	AWAY	0- 1	0- 4	0- 4				
0- 0	0- 0	0- 0	NEUTRAL	0- 0	0- 0	0- 0				
2- 7	0- 0	0- 0	NON-CONFERENCE	0- 0	0- 3	2- 4				
2- 4	0- 0	0- 0	HOME	0- 0	0- 2	2- 2				
0- 3	0- 0	0- 0	AWAY	0- 0	0- 1	0- 2				
0- 0	0- 0	0- 0	NEUTRAL	0- 0	0- 0	0- 0				
1- 9	0- 0	0- 1	CONFERENCE	0- 1	0- 5	1- 2				
1- 3	0- 0	0- 1	HOME	0- 0	0- 2	1- 0				
0- 6	0- 0	0- 0	AWAY	0- 1	0- 3	0- 2				
0- 0	0- 0	0- 0	NEUTRAL	0- 0	0- 0	0- 0				

RPI S	Opponent	Score	RPI S	Opponent	Score	RPI S	Opponent	Score	RPI S	Opponent	Score	Team's RPI: 331
			32	H Ohio	54 93	80	A Central Mich.	61 81	106	A Toledo	67 73	
									107	H Wright St.	68 73	
									108	H Minnesota	73 85	
									110	A Youngstown St.	61 91	
									119	A Eastern Mich.	51 72	
									126	A Western Mich.	52 73	
									126	H Western Mich.	53 65	
									129	H Buffalo	66 77	
									161	H Brown	57 62	
									234	A Bowling Green	49 71	
									242	A Miami (OH)	52 55	
									264	H Northern Ill.	95 85	
									300	H Colgate	76 71	
									301	H Cleveland St.	49 60	
									303	A Bradley	60 68	
									329	H North Dakota St.	75 54	
									334	A IPFW	68 86	
LAST 12 Division I GAMES:												
			242	A Miami (OH)	52 55	126	A Western Mich.	52 73				
			126	H Western Mich.	53 65	129	H Buffalo	66 77				
			264	H Northern Ill.	95 85	106	A Toledo	67 73				
			234	A Bowling Green	49 71	80	A Central Mich.	61 81				
			32	H Ohio	54 93	161	H Brown	57 62				
			119	A Eastern Mich.	51 72	110	A Youngstown St.	61 91				

Non-Div I Games: Malone 73 59

Kent St.

■ Loss, 
 ■ Non-Conf, 
 ■ S Site, 
 ■ H Home 
 ■ A Away 
 N Neutral

## Kentucky

Through Games Of Feb. 3, 2016

Average RPI Win:	128	WON-LOST	WINNING	LAST 10	STRENGTH OF	OPP. STRENGTH	TEAM	ADJ.	CONF.	ADJ CONF.
Average RPI Loss:	55	RECORD	PCT. RANK	GAMES	SCHEDULE	OF SCHEDULE	RPI	RPI	RPI	RPI
DIV. I ONLY	15- 5	50	5- 5	23	28	22	22	2	2	
DIV. I NON-CONF.	11- 0	1	3- 0	111	65	8	8	2	2	
TOTALS	RPI 1-25	RPI 26-50	W-L RECORDS	RPI 51-100	RPI 101-150	RPI 150+				
15- 5	3- 2	2- 1	OVERALL	2- 1	2- 1	6- 0				
11- 2	2- 1	1- 1	HOME	1- 0	2- 0	5- 0				
4- 3	1- 1	1- 0	AWAY	1- 1	0- 1	1- 0				
0- 0	0- 0	0- 0	NEUTRAL	0- 0	0- 0	0- 0				
11- 0	2- 0	1- 0	NON-CONFERENCE	1- 0	1- 0	6- 0				
8- 0	1- 0	1- 0	HOME	0- 0	1- 0	5- 0				
3- 0	1- 0	0- 0	AWAY	1- 0	0- 0	1- 0				
0- 0	0- 0	0- 0	NEUTRAL	0- 0	0- 0	0- 0				
4- 5	1- 2	1- 1	CONFERENCE	1- 1	1- 1	0- 0				
3- 2	1- 1	0- 1	HOME	1- 0	1- 0	0- 0				
1- 3	0- 1	1- 0	AWAY	0- 1	0- 1	0- 0				
0- 0	0- 0	0- 0	NEUTRAL	0- 0	0- 0	0- 0				

RPI	S	Opponent	Score
2	H	South Carolina	62 73
10	A	Arizona St.	68 64
12	H	Tennessee	64 63
13	H	Louisville	72 54
25	A	Florida	79 85

RPI	S	Opponent	Score
35	A	Georgia	64 53
38	H	Duke	71 61
49	H	Vanderbilt	69 71

RPI	S	Opponent	Score
67	A	Auburn	61 66
67	H	Auburn	54 47
76	A	Middle Tenn.	68 52

RPI	S	Opponent	Score
119	H	Eastern Mich.	89 67
131	A	Ole Miss	65 73
142	H	Alabama	73 48
158	H	Colorado	86 61
159	A	Northern Ky.	84 65
232	H	Rice	72 39
250	H	Tennessee St.	81 39
289	H	Morehead St.	112 57
324	H	Jackson St.	92 24

## LAST 12 Division I GAMES:

25	A	Florida	79 85	35	A	Georgia	64 53
49	H	Vanderbilt	69 71	142	H	Alabama	73 48
12	H	Tennessee	64 63	67	A	Auburn	61 66
131	A	Ole Miss	65 73	250	H	Tennessee St.	81 39
67	H	Auburn	54 47	38	H	Duke	71 61
2	H	South Carolina	62 73	76	A	Middle Tenn.	68 52

Non-Div I Games:

Kentucky

■ Loss, 
 ■ Non-Conf, S Site, 
 ■ Home 
 ■ Away 
 N Neutral



Average RPI Win:	307	WON-LOST	WINNING	LAST 10	STRENGTH OF	OPP. STRENGTH	TEAM	ADJ.	CONF.	ADJ CONF.
Average RPI Loss:	231	RECORD	PCT. RANK	GAMES	SCHEDULE	OF SCHEDULE	RPI	RPI	RPI	RPI
DIV. I ONLY	6- 15	278	4- 6	334	342	326	326	31	31	
DIV. I NON-CONF.	2- 9	296	0- 2	301	303	327	327	32	32	
TOTALS	RPI 1-25	RPI 26-50	W-L RECORDS	RPI 51-100	RPI 101-150	RPI 150+				
6- 15	0- 1	0- 0	OVERALL	0- 0	0- 2	6- 12				
1- 9	0- 1	0- 0	HOME	0- 0	0- 0	1- 8				
5- 4	0- 0	0- 0	AWAY	0- 0	0- 2	5- 2				
0- 2	0- 0	0- 0	NEUTRAL	0- 0	0- 0	0- 2				
2- 9	0- 1	0- 0	NON-CONFERENCE	0- 0	0- 2	2- 6				
0- 5	0- 1	0- 0	HOME	0- 0	0- 0	0- 4				
2- 2	0- 0	0- 0	AWAY	0- 0	0- 2	2- 0				
0- 2	0- 0	0- 0	NEUTRAL	0- 0	0- 0	0- 2				
4- 6	0- 0	0- 0	CONFERENCE	0- 0	0- 0	4- 6				
1- 4	0- 0	0- 0	HOME	0- 0	0- 0	1- 4				
3- 2	0- 0	0- 0	AWAY	0- 0	0- 0	3- 2				
0- 0	0- 0	0- 0	NEUTRAL	0- 0	0- 0	0- 0				

RPI 1-25				RPI 26-50				RPI 51-100				RPI 101+ Team's RPI: 326			
RPI	S	Opponent	Score	RPI	S	Opponent	Score	RPI	S	Opponent	Score	RPI	S	Opponent	Score
11	H	Florida St.	42 78									109	A	Stony Brook	54 71
												129	A	Buffalo	38 55
												206	A	Bryant	55 63
												207	H	Robert Morris	49 52
												235	H	Columbia	74 84
												241	H	Sam Houston St.	56 63
												242	N	Miami (OH)	49 68
												249	A	Navy	68 66
												257	N	Bethune-Cookman	55 68
												258	H	Sacred Heart	53 62
												275	H	Saint Francis (PA)	75 84
												282	A	Central Conn. St.	59 45
												300	H	Colgate	53 63
												314	A	Fairleigh Dickinson	58 75
												314	H	Fairleigh Dickinson	65 62
												321	A	Howard	89 72
												336	H	NJIT	44 53
												337	A	Wagner	73 63
												339	A	Mt. St. Mary's	61 51
												346	H	St. Francis Brooklyn	51 71
LAST 12 Division I GAMES:															
258	H	Sacred Heart	53 62	207	H	Robert Morris	49 52								
314	H	Fairleigh Dickinson	65 62	275	H	Saint Francis (PA)	75 84								
314	A	Fairleigh Dickinson	58 75	282	A	Central Conn. St.	59 45								
346	H	St. Francis Brooklyn	51 71	339	A	Mt. St. Mary's	61 51								
337	A	Wagner	73 63	257	N	Bethune-Cookman	55 68								
206	A	Bryant	55 63	242	N	Miami (OH)	49 68								

Non-Div I Games:

LIU Brooklyn

■ Loss, 
 ■ Non-Conf, 
 ■ S Site, 
 ■ H Home 
 ■ A Away 
 N Neutral

Average RPI Win:	180	WON-LOST	WINNING	LAST 10	STRENGTH OF	OPP. STRENGTH	TEAM	ADJ.	CONF.	ADJ CONF.
Average RPI Loss:	70	RECORD	PCT. RANK	GAMES	SCHEDULE	OF SCHEDULE	RPI	RPI	RPI	RPI
DIV. I ONLY	8- 14	247	2- 8	17	71	112	112	2	2	
DIV. I NON-CONF.	6- 7	176	0- 3	27	156	118	118	2	2	
TOTALS	RPI 1-25	RPI 26-50	W-L RECORDS	RPI 51-100	RPI 101-150	RPI 150+				
8- 14	0- 4	1- 3	OVERALL	0- 3	2- 4	5- 0				
5- 4	0- 1	0- 0	HOME	0- 1	2- 2	3- 0				
2- 8	0- 3	1- 2	AWAY	0- 1	0- 2	1- 0				
1- 2	0- 0	0- 1	NEUTRAL	0- 1	0- 0	1- 0				
6- 7	0- 1	0- 2	NON-CONFERENCE	0- 2	1- 2	5- 0				
4- 1	0- 0	0- 0	HOME	0- 0	1- 1	3- 0				
1- 4	0- 1	0- 1	AWAY	0- 1	0- 1	1- 0				
1- 2	0- 0	0- 1	NEUTRAL	0- 1	0- 0	1- 0				
2- 7	0- 3	1- 1	CONFERENCE	0- 1	1- 2	0- 0				
1- 3	0- 1	0- 0	HOME	0- 1	1- 1	0- 0				
1- 4	0- 2	1- 1	AWAY	0- 0	0- 1	0- 0				
0- 0	0- 0	0- 0	NEUTRAL	0- 0	0- 0	0- 0				

RPI 1-25				RPI 26-50				RPI 51-100				RPI 101+ Team's RPI: 112			
RPI	S	Opponent	Score	RPI	S	Opponent	Score	RPI	S	Opponent	Score	RPI	S	Opponent	Score
4	A	UConn	40 86	34	N	Purdue	52 69	67	H	Auburn	53 63	121	H	Samford	44 47
16	H	Texas A&M	35 53	35	A	Georgia	53 46	78	A	Tulane	63 67	131	H	Ole Miss	76 57
24	A	Missouri	46 52	39	A	Rutgers	57 69	94	N	Maine	41 52	133	H	Long Beach St.	59 53
25	A	Florida	45 53	49	A	Vanderbilt	42 58					134	H	Arkansas	44 48
												142	A	Alabama	45 62
												148	A	Wake Forest	57 60
												175	A	Little Rock	57 51
												187	N	Marist	72 49
												254	H	Texas Southern	86 36
												259	H	UC Santa Barbara	68 50
												268	H	La.-Monroe	61 54
LAST 12 Division I GAMES:															
67	H	Auburn	53 63	16	H	Texas A&M	35 53								
24	A	Missouri	46 52	131	H	Ole Miss	76 57								
35	A	Georgia	53 46	142	A	Alabama	45 62								
134	H	Arkansas	44 48	121	H	Samford	44 47								
25	A	Florida	45 53	4	A	UConn	40 86								
49	A	Vanderbilt	42 58	39	A	Rutgers	57 69								

Non-Div I Games:

LSU

■ Loss, 
■ Non-Conf, 
■ S Site, 
■ H Home 
■ A Away 
N Neutral

Average RPI Win:	322	WON-LOST	WINNING	LAST 10	STRENGTH OF	OPP. STRENGTH	TEAM	ADJ.	CONF.	ADJ CONF.
Average RPI Loss:	136	RECORD	PCT. RANK	GAMES	SCHEDULE	OF SCHEDULE	RPI	RPI	RPI	RPI
DIV. I ONLY	3- 19	334	0- 10	153	166	280	280	7	7	
DIV. I NON-CONF.	3- 10	277	2- 1	193	276	266	266	8	8	
TOTALS	RPI 1-25	RPI 26-50	W-L RECORDS	RPI 51-100	RPI 101-150	RPI 150+				
3- 19	0- 0	0- 3	OVERALL	0- 5	0- 1	3- 10				
0- 9	0- 0	0- 2	HOME	0- 2	0- 0	0- 5				
2- 9	0- 0	0- 1	AWAY	0- 3	0- 1	2- 4				
1- 1	0- 0	0- 0	NEUTRAL	0- 0	0- 0	1- 1				
3- 10	0- 0	0- 1	NON-CONFERENCE	0- 3	0- 1	3- 5				
0- 5	0- 0	0- 1	HOME	0- 2	0- 0	0- 2				
2- 4	0- 0	0- 0	AWAY	0- 1	0- 1	2- 2				
1- 1	0- 0	0- 0	NEUTRAL	0- 0	0- 0	1- 1				
0- 9	0- 0	0- 2	CONFERENCE	0- 2	0- 0	0- 5				
0- 4	0- 0	0- 1	HOME	0- 0	0- 0	0- 3				
0- 5	0- 0	0- 1	AWAY	0- 2	0- 0	0- 2				
0- 0	0- 0	0- 0	NEUTRAL	0- 0	0- 0	0- 0				

RPI	S	Opponent	Score	RPI	S	Opponent	Score	RPI	S	Opponent	Score	RPI	S	Opponent	Score	Team's RPI: 280
37	A	George Washington	59 83	51	A	Miami (FL)	58 86	148	A	Wake Forest	53 61					
44	H	Penn	68 78	60	H	Villanova	56 67	170	H	Davidson	58 66					
50	H	Dayton	51 67	70	H	Temple	48 77	184	A	UMBC	29 60					
				85	A	Saint Louis	70 79	186	A	George Mason	70 79					
				88	A	Saint Joseph's	55 64	190	H	North Texas	63 69					
								191	N	Milwaukee	53 69					
								196	A	Rhode Island	52 62					
								196	H	Rhode Island	61 72					
								207	H	Robert Morris	45 76					
								209	H	Richmond	43 60					
								223	A	Fairfield	59 62					
								297	A	Monmouth	65 50					
								321	A	Howard	71 68					
								349	N	Norfolk St.	67 59					
LAST 12 Division I GAMES:																
196	A	Rhode Island	52 62	37	A	George Washington	59 83									
88	A	Saint Joseph's	55 64	186	A	George Mason	70 79									
50	H	Dayton	51 67	170	H	Davidson	58 66									
85	A	Saint Louis	70 79	209	H	Richmond	43 60									
44	H	Penn	68 78	297	A	Monmouth	65 50									
196	H	Rhode Island	61 72	349	N	Norfolk St.	67 59									

Non-Div I Games:

La Salle

■ Loss, 
 ■ Non-Conf, 
 ■ S Site, 
 ■ H Home 
 ■ A Away 
 N Neutral

## La.-Lafayette

Through Games Of Feb. 3, 2016

Average RPI Win:	228	WON-LOST	WINNING	LAST 10	STRENGTH OF	OPP. STRENGTH	TEAM	ADJ.	CONF.	ADJ CONF.
Average RPI Loss:	151	RECORD	PCT. RANK	GAMES	SCHEDULE	OF SCHEDULE	RPI	RPI	RPI	RPI
DIV. I ONLY	14- 4	40	8- 2	313	173	111	111	16	16	
DIV. I NON-CONF.	5- 2	86	1- 1	330	141	155	155	14	14	
TOTALS	RPI 1-25	RPI 26-50	W-L RECORDS	RPI 51-100	RPI 101-150	RPI 150+				
14- 4	0- 0	0- 0	OVERALL	0- 1	2- 1	12- 2				
7- 1	0- 0	0- 0	HOME	0- 0	0- 1	7- 0				
5- 3	0- 0	0- 0	AWAY	0- 1	1- 0	4- 2				
2- 0	0- 0	0- 0	NEUTRAL	0- 0	1- 0	1- 0				
5- 2	0- 0	0- 0	NON-CONFERENCE	0- 0	2- 0	3- 2				
2- 0	0- 0	0- 0	HOME	0- 0	0- 0	2- 0				
1- 2	0- 0	0- 0	AWAY	0- 0	1- 0	0- 2				
2- 0	0- 0	0- 0	NEUTRAL	0- 0	1- 0	1- 0				
9- 2	0- 0	0- 0	CONFERENCE	0- 1	0- 1	9- 0				
5- 1	0- 0	0- 0	HOME	0- 0	0- 1	5- 0				
4- 1	0- 0	0- 0	AWAY	0- 1	0- 0	4- 0				
0- 0	0- 0	0- 0	NEUTRAL	0- 0	0- 0	0- 0				

RPI 1-25				RPI 26-50				RPI 51-100				RPI 101+				Team's RPI: 111	
RPI	S	Opponent	Score	RPI	S	Opponent	Score	RPI	S	Opponent	Score	RPI	S	Opponent	Score		
								55	A	Arkansas St.	56	83	131	A	Ole Miss	82	78
													134	N	Arkansas	67	59
													149	H	Texas St.	42	46
													163	A	Louisiana Tech	62	79
													171	H	Texas-Arlington	63	52
													175	A	Little Rock	65	58
													198	H	Troy	56	53
													219	H	South Ala.	69	50
													238	A	Houston	51	52
													256	H	Appalachian St.	60	51
													258	N	Sacred Heart	60	58
													259	H	UC Santa Barbara	61	42
													260	A	Georgia St.	77	57
													268	A	La.-Monroe	71	52
													268	H	La.-Monroe	52	40
													273	A	Ga. Southern	56	39
													328	H	Alcorn	73	61
LAST 12 Division I GAMES:																	
268	H	La.-Monroe	52	40	273	A	Ga. Southern	56	39								
171	H	Texas-Arlington	63	52	55	A	Arkansas St.	56	83								
149	H	Texas St.	42	46	175	A	Little Rock	65	58								
198	H	Troy	56	53	256	H	Appalachian St.	60	51								
219	H	South Ala.	69	50	328	H	Alcorn	73	61								
260	A	Georgia St.	77	57	163	A	Louisiana Tech	62	79								

Non-Div I Games: Southern-N.O. 81 28 Dillard 84 36

La.-Lafayette

Loss, Non-Conf, S Site, H Home A Away N Neutral

Average RPI Win:	251	WON-LOST	WINNING	LAST 10	STRENGTH OF	OPP. STRENGTH	TEAM	ADJ.	CONF.	ADJ CONF.
Average RPI Loss:	156	RECORD	PCT. RANK	GAMES	SCHEDULE	OF SCHEDULE	RPI	RPI	RPI	RPI
DIV. I ONLY	5- 11	272	3- 7	222	220	268	268	16	16	
DIV. I NON-CONF.	2- 3	201	0- 1	316	181	235	235	14	14	
TOTALS	RPI 1-25	RPI 26-50	W-L RECORDS	RPI 51-100	RPI 101-150	RPI 150+				
5- 11	0- 0	0- 0	OVERALL	0- 2	1- 4	4- 5				
3- 4	0- 0	0- 0	HOME	0- 0	1- 1	2- 3				
2- 7	0- 0	0- 0	AWAY	0- 2	0- 3	2- 2				
0- 0	0- 0	0- 0	NEUTRAL	0- 0	0- 0	0- 0				
2- 3	0- 0	0- 0	NON-CONFERENCE	0- 1	0- 2	2- 0				
1- 0	0- 0	0- 0	HOME	0- 0	0- 0	1- 0				
1- 3	0- 0	0- 0	AWAY	0- 1	0- 2	1- 0				
0- 0	0- 0	0- 0	NEUTRAL	0- 0	0- 0	0- 0				
3- 8	0- 0	0- 0	CONFERENCE	0- 1	1- 2	2- 5				
2- 4	0- 0	0- 0	HOME	0- 0	1- 1	1- 3				
1- 4	0- 0	0- 0	AWAY	0- 1	0- 1	1- 2				
0- 0	0- 0	0- 0	NEUTRAL	0- 0	0- 0	0- 0				

RPI 1-25				RPI 26-50				RPI 51-100				RPI 101+				Team's RPI: 268	
RPI	S	Opponent	Score	RPI	S	Opponent	Score	RPI	S	Opponent	Score	RPI	S	Opponent	Score		
								55	A	Arkansas St.	43	66	111	A	La.-Lafayette	40	52
								93	A	TCU	42	80	111	H	La.-Lafayette	52	71
													112	A	LSU	54	61
													149	H	Texas St.	63	59
													150	A	McNeese St.	62	72
													171	H	Texas-Arlington	50	60
													175	A	Little Rock	44	56
													198	H	Troy	77	73
													219	H	South Ala.	57	63
													256	H	Appalachian St.	54	57
													260	A	Georgia St.	52	65
													273	A	Ga. Southern	50	49
													315	A	Southeastern La.	88	84
													319	H	Nicholls St.	69	57
LAST 12 Division I GAMES:																	
				111	A	La.-Lafayette	40	52	260	A	Georgia St.	52	65				
				149	H	Texas St.	63	59	175	A	Little Rock	44	56				
				171	H	Texas-Arlington	50	60	55	A	Arkansas St.	43	66				
				219	H	South Ala.	57	63	256	H	Appalachian St.	54	57				
				198	H	Troy	77	73	150	A	McNeese St.	62	72				
				273	A	Ga. Southern	50	49	319	H	Nicholls St.	69	57				

Non-Div I Games: LSU-Alexandria 73 42 Louisiana Col. 85 42 LSU-Shreveport 57 40 Dillard 70 46 La.-Monroe

Lafayette

Through Games Of Feb. 3, 2016

Average RPI Win:	318	WON-LOST	WINNING	LAST 10	STRENGTH OF	OPP. STRENGTH	TEAM	ADJ.	CONF.	ADJ CONF.
Average RPI Loss:	196	RECORD	PCT. RANK	GAMES	SCHEDULE	OF SCHEDULE	RPI	RPI	RPI	RPI
DIV. I ONLY	4- 16	311	2- 8	283	314	332	332	28	28	
DIV. I NON-CONF.	2- 8	290	0- 2	286	290	335	335	29	29	
TOTALS	RPI 1-25	RPI 26-50	W-L RECORDS	RPI 51-100	RPI 101-150	RPI 150+				
4- 16	0- 0	0- 2	OVERALL	0- 2	0- 0	4- 12				
3- 5	0- 0	0- 1	HOME	0- 1	0- 0	3- 3				
1- 9	0- 0	0- 1	AWAY	0- 1	0- 0	1- 7				
0- 2	0- 0	0- 0	NEUTRAL	0- 0	0- 0	0- 2				
2- 8	0- 0	0- 2	NON-CONFERENCE	0- 0	0- 0	2- 6				
2- 1	0- 0	0- 1	HOME	0- 0	0- 0	2- 0				
0- 5	0- 0	0- 1	AWAY	0- 0	0- 0	0- 4				
0- 2	0- 0	0- 0	NEUTRAL	0- 0	0- 0	0- 2				
2- 8	0- 0	0- 0	CONFERENCE	0- 2	0- 0	2- 6				
1- 4	0- 0	0- 0	HOME	0- 1	0- 0	1- 3				
1- 4	0- 0	0- 0	AWAY	0- 1	0- 0	1- 3				
0- 0	0- 0	0- 0	NEUTRAL	0- 0	0- 0	0- 0				

RPI S	Opponent	Score	RPI S	Opponent	Score	RPI S	Opponent	Score	RPI S	Opponent	Score	Team's RPI: 332
26	H Duquesne	65 73	75	A Army West Point	57 84	160	A Fordham	49 61				
44	A Penn	37 54	75	H Army West Point	45 78	195	A Delaware	47 67				
						209	N Richmond	46 54				
						214	A Lehigh	74 82				
						217	A Hartford	50 55				
						231	N Coppin St.	57 64				
						249	H Navy	58 65				
						253	A American	60 51				
						263	A Loyola Maryland	65 66				
						263	H Loyola Maryland	51 55				
						270	A Holy Cross	49 66				
						300	H Colgate	59 72				
						325	H Saint Peter's	72 69				
						337	A Wagner	48 69				
						346	H St. Francis Brooklyn	77 59				
						347	H Boston U.	71 56				
LAST 12 Division I GAMES:												
75	A Army West Point	57 84	347	H Boston U.	71 56							
263	H Loyola Maryland	51 55	75	H Army West Point	45 78							
214	A Lehigh	74 82	263	A Loyola Maryland	65 66							
253	A American	60 51	231	N Coppin St.	57 64							
249	H Navy	58 65	209	N Richmond	46 54							
270	A Holy Cross	49 66	300	H Colgate	59 72							

Non-Div I Games:

Lafayette

Loss, Non-Conf, S Site, H Home A Away N Neutral

Average RPI Win:	290	WON-LOST	WINNING	LAST 10	STRENGTH OF	OPP. STRENGTH	TEAM	ADJ.	CONF.	ADJ CONF.
Average RPI Loss:	169	RECORD	PCT. RANK	GAMES	SCHEDULE	OF SCHEDULE	RPI	RPI	RPI	RPI
DIV. I ONLY	4- 13	299	4- 6	229	232	287	287	27	27	
DIV. I NON-CONF.	0- 7	338	0- 1	146	92	319	319	26	26	
TOTALS	RPI 1-25	RPI 26-50	W-L RECORDS	RPI 51-100	RPI 101-150	RPI 150+				
4- 13	0- 2	0- 1	OVERALL	0- 1	0- 1	4- 8				
3- 3	0- 0	0- 0	HOME	0- 0	0- 0	3- 3				
1- 10	0- 2	0- 1	AWAY	0- 1	0- 1	1- 5				
0- 0	0- 0	0- 0	NEUTRAL	0- 0	0- 0	0- 0				
0- 7	0- 2	0- 0	NON-CONFERENCE	0- 1	0- 0	0- 4				
0- 1	0- 0	0- 0	HOME	0- 0	0- 0	0- 1				
0- 6	0- 2	0- 0	AWAY	0- 1	0- 0	0- 3				
0- 0	0- 0	0- 0	NEUTRAL	0- 0	0- 0	0- 0				
4- 6	0- 0	0- 1	CONFERENCE	0- 0	0- 1	4- 4				
3- 2	0- 0	0- 0	HOME	0- 0	0- 0	3- 2				
1- 4	0- 0	0- 1	AWAY	0- 0	0- 1	1- 2				
0- 0	0- 0	0- 0	NEUTRAL	0- 0	0- 0	0- 0				

RPI 1-25				RPI 26-50				RPI 51-100				RPI 101+ Team's RPI: 287			
RPI	S	Opponent	Score	RPI	S	Opponent	Score	RPI	S	Opponent	Score	RPI	S	Opponent	Score
15	A	Oklahoma St.	45 90	45	A	Abilene Christian	62 90	68	A	Utah	67 71	116	A	Central Ark.	49 74
24	A	Missouri	57 91									157	A	Loyola Chicago	71 82
												162	H	Northwestern St.	51 73
												204	H	Canisius	55 57
												225	H	Houston Baptist	77 70
												241	H	Sam Houston St.	76 78
												261	A	Northern Ariz.	63 75
												262	A	Stephen F. Austin	64 60
												271	A	Prairie View	72 80
												315	A	Southeastern La.	66 73
												319	A	Nicholls St.	59 69
												333	H	A&M-Corpus Christi	75 70
												340	H	New Orleans	79 52
LAST 12 Division I GAMES:															
45	A	Abilene Christian	62 90	116	A	Central Ark.	49 74								
241	H	Sam Houston St.	76 78	333	H	A&M-Corpus Christi	75 70								
225	H	Houston Baptist	77 70	340	H	New Orleans	79 52								
262	A	Stephen F. Austin	64 60	319	A	Nicholls St.	59 69								
162	H	Northwestern St.	51 73	24	A	Missouri	57 91								
315	A	Southeastern La.	66 73	204	H	Canisius	55 57								

Non-Div I Games: Howard Payne 88 50 Schreiner 60 41 Tex. A&M-Kingsville 82 66 Louisiana Col. 99 34  
Lamar

Loss, Non-Conf, S Site, H Home A Away N Neutral

Average RPI Win: <b>285</b>	WON-LOST	WINNING	LAST 10	STRENGTH OF	OPP. STRENGTH	TEAM	ADJ.	CONF.	ADJ CONF.
Average RPI Loss: <b>146</b>	RECORD	PCT. RANK	GAMES	SCHEDULE	OF SCHEDULE	RPI	RPI	RPI	RPI
DIV. I ONLY	13- 7	90	7- 3	338	242	214	214	28	28
DIV. I NON-CONF.	6- 4	125	1- 1	335	126	234	234	29	29
TOTALS	RPI 1-25	RPI 26-50	W-L RECORDS	RPI 51-100	RPI 101-150	RPI 150+			
13- 7	0- 0	0- 0	OVERALL	0- 3	0- 2	13- 2			
7- 3	0- 0	0- 0	HOME	0- 2	0- 0	7- 1			
6- 4	0- 0	0- 0	AWAY	0- 1	0- 2	6- 1			
0- 0	0- 0	0- 0	NEUTRAL	0- 0	0- 0	0- 0			
6- 4	0- 0	0- 0	NON-CONFERENCE	0- 2	0- 1	6- 1			
3- 2	0- 0	0- 0	HOME	0- 2	0- 0	3- 0			
3- 2	0- 0	0- 0	AWAY	0- 0	0- 1	3- 1			
0- 0	0- 0	0- 0	NEUTRAL	0- 0	0- 0	0- 0			
7- 3	0- 0	0- 0	CONFERENCE	0- 1	0- 1	7- 1			
4- 1	0- 0	0- 0	HOME	0- 0	0- 0	4- 1			
3- 2	0- 0	0- 0	AWAY	0- 1	0- 1	3- 0			
0- 0	0- 0	0- 0	NEUTRAL	0- 0	0- 0	0- 0			

RPI 1-25				RPI 26-50				RPI 51-100				RPI 101+				Team's RPI: 214	
RPI	S	Opponent	Score	RPI	S	Opponent	Score	RPI	S	Opponent	Score	RPI	S	Opponent	Score		
								60	H	Villanova	44	65	103	A	Bucknell	77	80
								75	A	Army West Point	39	63	143	A	Illinois	67	76
								88	H	Saint Joseph's	62	63	156	A	Hampton	63	56
													220	H	Montana	80	53
													249	A	Navy	51	48
													253	H	American	55	59
													263	A	Loyola Maryland	76	68
													263	H	Loyola Maryland	66	48
													270	H	Holy Cross	61	58
													297	H	Monmouth	95	88
													298	A	Rider	60	61
													306	A	Delaware St.	83	49
													325	H	Saint Peter's	74	42
													332	H	Lafayette	82	74
													336	A	NJIT	75	47
													347	A	Boston U.	73	66
													347	H	Boston U.	72	48
LAST 12 Division I GAMES:																	
263	A	Loyola Maryland	76	68	253	H	American	55	59								
347	H	Boston U.	72	48	263	H	Loyola Maryland	66	48								
332	H	Lafayette	82	74	347	A	Boston U.	73	66								
249	A	Navy	51	48	75	A	Army West Point	39	63								
270	H	Holy Cross	61	58	156	A	Hampton	63	56								
103	A	Bucknell	77	80	298	A	Rider	60	61								

Non-Div I Games: Kutztown 81 51

Lehigh



Liberty

Through Games Of Feb. 3, 2016

Average RPI Win:	246	WON-LOST	WINNING	LAST 10	STRENGTH OF	OPP. STRENGTH	TEAM	ADJ.	CONF.	ADJ CONF.
Average RPI Loss:	80	RECORD	PCT. RANK	GAMES	SCHEDULE	OF SCHEDULE	RPI	RPI	RPI	RPI
DIV. I ONLY	12- 8	114	9- 1	129	196	104	104	26	26	
DIV. I NON-CONF.	2- 6	272	0- 1	13	3	135	135	28	28	
TOTALS	RPI 1-25	RPI 26-50	W-L RECORDS	RPI 51-100	RPI 101-150	RPI 150+				
12- 8	0- 2	0- 2	OVERALL	1- 2	1- 0	10- 2				
6- 2	0- 1	0- 1	HOME	1- 0	1- 0	4- 0				
6- 4	0- 0	0- 1	AWAY	0- 1	0- 0	6- 2				
0- 2	0- 1	0- 0	NEUTRAL	0- 1	0- 0	0- 0				
2- 6	0- 2	0- 2	NON-CONFERENCE	1- 2	0- 0	1- 0				
1- 2	0- 1	0- 1	HOME	1- 0	0- 0	0- 0				
1- 2	0- 0	0- 1	AWAY	0- 1	0- 0	1- 0				
0- 2	0- 1	0- 0	NEUTRAL	0- 1	0- 0	0- 0				
10- 2	0- 0	0- 0	CONFERENCE	0- 0	1- 0	9- 2				
5- 0	0- 0	0- 0	HOME	0- 0	1- 0	4- 0				
5- 2	0- 0	0- 0	AWAY	0- 0	0- 0	5- 2				
0- 0	0- 0	0- 0	NEUTRAL	0- 0	0- 0	0- 0				

RPI S	Opponent	Score	RPI S	Opponent	Score	RPI S	Opponent	Score	RPI S	Opponent	Score	Team's RPI: 104
5 N	Ohio St.	65 75	36 H	North Carolina St.	53 61	63 N	California	72 77	141 H	UNC Asheville	71 53	
18 H	Seton Hall	56 92	38 A	Duke	41 79	65 A	James Madison	56 72	203 A	Presbyterian	42 60	
						79 H	Elon	72 63	212 A	Gardner-Webb	57 61	
									212 H	Gardner-Webb	73 51	
									229 A	Radford	49 43	
									239 H	High Point	56 43	
									256 A	Appalachian St.	74 68	
									281 A	Campbell	62 52	
									291 A	Charleston So.	59 49	
									291 H	Charleston So.	51 40	
									304 A	Longwood	72 67	
									311 A	Coastal Caro.	65 63	
									313 H	Winthrop	77 61	
LAST 12 Division I GAMES:												
291 A	Charleston So.	59 49	203 A	Presbyterian	42 60							
239 H	High Point	56 43	141 H	UNC Asheville	71 53							
212 H	Gardner-Webb	73 51	229 A	Radford	49 43							
304 A	Longwood	72 67	281 A	Campbell	62 52							
311 A	Coastal Caro.	65 63	38 A	Duke	41 79							
313 H	Winthrop	77 61	18 H	Seton Hall	56 92							

Non-Div I Games: Shepherd 69 57

Liberty

Loss, Non-Conf, S Site, H Home A Away N Neutral

Average RPI Win:	283	WON-LOST	WINNING	LAST 10	STRENGTH OF	OPP. STRENGTH	TEAM	ADJ.	CONF.	ADJ CONF.
Average RPI Loss:	200	RECORD	PCT. RANK	GAMES	SCHEDULE	OF SCHEDULE	RPI	RPI	RPI	RPI
DIV. I ONLY	2- 18	339	0- 10	176	340	327	327	29	29	
DIV. I NON-CONF.	2- 12	311	0- 6	202	344	316	316	27	27	
TOTALS	RPI 1-25	RPI 26-50	W-L RECORDS	RPI 51-100	RPI 101-150	RPI 150+				
2- 18	0- 0	0- 0	OVERALL	0- 3	0- 3	2- 12				
1- 9	0- 0	0- 0	HOME	0- 3	0- 1	1- 5				
1- 8	0- 0	0- 0	AWAY	0- 0	0- 2	1- 6				
0- 1	0- 0	0- 0	NEUTRAL	0- 0	0- 0	0- 1				
2- 12	0- 0	0- 0	NON-CONFERENCE	0- 2	0- 3	2- 7				
1- 6	0- 0	0- 0	HOME	0- 2	0- 1	1- 3				
1- 5	0- 0	0- 0	AWAY	0- 0	0- 2	1- 3				
0- 1	0- 0	0- 0	NEUTRAL	0- 0	0- 0	0- 1				
0- 6	0- 0	0- 0	CONFERENCE	0- 1	0- 0	0- 5				
0- 3	0- 0	0- 0	HOME	0- 1	0- 0	0- 2				
0- 3	0- 0	0- 0	AWAY	0- 0	0- 0	0- 3				
0- 0	0- 0	0- 0	NEUTRAL	0- 0	0- 0	0- 0				

RPI 1-25				RPI 26-50				RPI 51-100				RPI 101+ Team's RPI: 327					
RPI	S	Opponent	Score	RPI	S	Opponent	Score	RPI	S	Opponent	Score	RPI	S	Opponent	Score		
								52	H	Western Ky.	56	64	107	A	Wright St.	65	92
								57	H	Ball St.	60	72	122	H	Belmont	68	90
								73	H	FGCU	39	71	142	A	Alabama	49	68
													178	A	Jacksonville	51	81
													179	H	Southeast Mo. St.	69	84
													199	H	Stetson	62	83
													237	H	USC Upstate	54	81
													250	A	Tennessee St.	65	77
													254	N	Texas Southern	62	66
													263	H	Loyola Maryland	52	57
													273	A	Ga. Southern	66	55
													278	A	Tennessee Tech	70	81
													285	A	Kennesaw St.	54	55
													289	H	Morehead St.	77	92
													292	H	Murray St.	93	85
													308	A	North Florida	70	78
													324	A	Jackson St.	52	53
LAST 12 Division I GAMES:																	
				237	H	USC Upstate	54	81					324	A	Jackson St.	52	53
				199	H	Stetson	62	83					142	A	Alabama	49	68
				73	H	FGCU	39	71					52	H	Western Ky.	56	64
				308	A	North Florida	70	78					250	A	Tennessee St.	65	77
				178	A	Jacksonville	51	81					57	H	Ball St.	60	72
				285	A	Kennesaw St.	54	55					179	H	Southeast Mo. St.	69	84

Non-Div I Games: North Ala. 88 67

Lipscomb

■ Loss, 
 ■ Non-Conf, 
 ■ S Site, 
 ■ H Home 
 ■ A Away 
 N Neutral

Little Rock

Through Games Of Feb. 3, 2016

Average RPI Win:	216	WON-LOST	WINNING	LAST 10	STRENGTH OF	OPP. STRENGTH	TEAM	ADJ.	CONF.	ADJ CONF.
Average RPI Loss:	95	RECORD	PCT. RANK	GAMES	SCHEDULE	OF SCHEDULE	RPI	RPI	RPI	RPI
DIV. I ONLY	8- 11	218	6- 4	111	103	175	175	16	16	
DIV. I NON-CONF.	2- 7	280	0- 2	43	5	190	190	14	14	
TOTALS	RPI 1-25	RPI 26-50	W-L RECORDS	RPI 51-100	RPI 101-150	RPI 150+				
8- 11	0- 2	0- 1	OVERALL	0- 3	1- 3	7- 2				
5- 5	0- 1	0- 0	HOME	0- 1	1- 2	4- 1				
3- 6	0- 1	0- 1	AWAY	0- 2	0- 1	3- 1				
0- 0	0- 0	0- 0	NEUTRAL	0- 0	0- 0	0- 0				
2- 7	0- 2	0- 1	NON-CONFERENCE	0- 2	1- 1	1- 1				
1- 4	0- 1	0- 0	HOME	0- 1	1- 1	0- 1				
1- 3	0- 1	0- 1	AWAY	0- 1	0- 0	1- 0				
0- 0	0- 0	0- 0	NEUTRAL	0- 0	0- 0	0- 0				
6- 4	0- 0	0- 0	CONFERENCE	0- 1	0- 2	6- 1				
4- 1	0- 0	0- 0	HOME	0- 0	0- 1	4- 0				
2- 3	0- 0	0- 0	AWAY	0- 1	0- 1	2- 1				
0- 0	0- 0	0- 0	NEUTRAL	0- 0	0- 0	0- 0				

RPI 1-25				RPI 26-50				RPI 51-100				RPI 101+ Team's RPI: 175			
RPI	S	Opponent	Score	RPI	S	Opponent	Score	RPI	S	Opponent	Score	RPI	S	Opponent	Score
9	H	Texas	56 66	30	A	Oklahoma	52 65	55	A	Arkansas St.	53 66	111	H	La.-Lafayette	58 65
16	A	Texas A&M	39 69					78	A	Tulane	53 69	112	H	LSU	51 57
								98	H	Missouri St.	58 64	128	H	Memphis	61 53
												149	A	Texas St.	57 67
												154	A	Oral Roberts	66 52
												171	A	Texas-Arlington	59 55
												189	H	Tulsa	63 74
												198	A	Troy	71 78
												219	A	South Ala.	47 34
												256	H	Appalachian St.	67 50
												260	H	Georgia St.	59 32
												268	H	La.-Monroe	56 44
												273	H	Ga. Southern	69 36
LAST 12 Division I GAMES:															
260	H	Georgia St.	59 32	268	H	La.-Monroe	56 44								
273	H	Ga. Southern	69 36	111	H	La.-Lafayette	58 65								
171	A	Texas-Arlington	59 55	198	A	Troy	71 78								
149	A	Texas St.	57 67	219	A	South Ala.	47 34								
55	A	Arkansas St.	53 66	16	A	Texas A&M	39 69								
256	H	Appalachian St.	67 50	98	H	Missouri St.	58 64								

Non-Div I Games:

Little Rock

Loss, Non-Conf, S Site, H Home A Away N Neutral

Average RPI Win:	228	WON-LOST	WINNING	LAST 10	STRENGTH OF	OPP. STRENGTH	TEAM	ADJ.	CONF.	ADJ CONF.
Average RPI Loss:	97	RECORD	PCT. RANK	GAMES	SCHEDULE	OF SCHEDULE	RPI	RPI	RPI	RPI
DIV. I ONLY	16- 5	45	8- 2	315	131	133	133	22	22	
DIV. I NON-CONF.	11- 3	54	4- 1	284	55	109	109	22	22	
TOTALS	RPI 1-25	RPI 26-50	W-L RECORDS	RPI 51-100	RPI 101-150	RPI 150+				
16- 5	0- 0	1- 1	OVERALL	0- 1	1- 2	14- 1				
7- 3	0- 0	1- 0	HOME	0- 1	0- 1	6- 1				
7- 2	0- 0	0- 1	AWAY	0- 0	1- 1	6- 0				
2- 0	0- 0	0- 0	NEUTRAL	0- 0	0- 0	2- 0				
11- 3	0- 0	1- 1	NON-CONFERENCE	0- 0	1- 2	9- 0				
5- 1	0- 0	1- 0	HOME	0- 0	0- 1	4- 0				
4- 2	0- 0	0- 1	AWAY	0- 0	1- 1	3- 0				
2- 0	0- 0	0- 0	NEUTRAL	0- 0	0- 0	2- 0				
5- 2	0- 0	0- 0	CONFERENCE	0- 1	0- 0	5- 1				
2- 2	0- 0	0- 0	HOME	0- 1	0- 0	2- 1				
3- 0	0- 0	0- 0	AWAY	0- 0	0- 0	3- 0				
0- 0	0- 0	0- 0	NEUTRAL	0- 0	0- 0	0- 0				

RPI S	Opponent	Score	RPI S	Opponent	Score	RPI S	Opponent	Score	RPI S	Opponent	Score	Team's RPI: 133
27	H UTEP	47 40	28	A Southern California	43 69	64	H UC Riverside	60 78	112	A LSU	53 59	
									115	H San Francisco	52 66	
									138	A Pacific	68 60	
									158	H Colorado	59 42	
									162	N Northwestern St.	60 59	
									167	H Hawaii	55 67	
									168	H UNLV	67 63	
									176	H Cal Poly	65 53	
									201	A UC Davis	75 62	
									221	A Seattle	69 57	
									238	A Houston	47 41	
									261	N Northern Ariz.	69 48	
									274	H San Diego St.	74 54	
									299	A Denver	48 41	
									320	A UC Irvine	71 65	
									322	H Portland St.	89 71	
									341	A Cal St. Fullerton	82 61	
									341	H Cal St. Fullerton	62 57	
LAST 12 Division I GAMES:												
176	H Cal Poly	65 53	167	H Hawaii	55 67	221	A Seattle	69 57	299	A Denver	48 41	
201	A UC Davis	75 62	27	H UTEP	47 40	168	H UNLV	67 63	28	A Southern California	43 69	
341	H Cal St. Fullerton	62 57	28	A Southern California	43 69							
320	A UC Irvine	71 65										
64	H UC Riverside	60 78										
341	A Cal St. Fullerton	82 61										

Non-Div I Games:

Long Beach St.

Average RPI Win: <b>321</b>	WON-LOST	WINNING	LAST 10	STRENGTH OF	OPP. STRENGTH	TEAM	ADJ.	CONF.	ADJ CONF.
Average RPI Loss: <b>180</b>	RECORD	PCT. RANK	GAMES	SCHEDULE	OF SCHEDULE	RPI	RPI	RPI	RPI
DIV. I ONLY	4- 15	307	3- 7	254	289	304	304	26	26
DIV. I NON-CONF.	1- 6	311	0- 1	148	204	278	278	28	28
TOTALS	RPI 1-25	RPI 26-50	W-L RECORDS	RPI 51-100	RPI 101-150	RPI 150+			
4- 15	0- 1	0- 1	OVERALL	0- 2	0- 2	4- 9			
2- 5	0- 0	0- 0	HOME	0- 0	0- 1	2- 4			
2- 10	0- 0	0- 0	AWAY	0- 0	0- 1	2- 0			
0- 0	0- 0	0- 0	NEUTRAL	0- 0	0- 0	0- 0			
1- 6	0- 1	0- 1	NON-CONFERENCE	0- 2	0- 0	1- 2			
1- 0	0- 0	0- 0	HOME	0- 0	0- 0	1- 0			
0- 6	0- 1	0- 1	AWAY	0- 2	0- 0	0- 2			
0- 0	0- 0	0- 0	NEUTRAL	0- 0	0- 0	0- 0			
3- 9	0- 0	0- 0	CONFERENCE	0- 0	0- 2	3- 7			
1- 5	0- 0	0- 0	HOME	0- 0	0- 1	1- 4			
2- 4	0- 0	0- 0	AWAY	0- 0	0- 1	2- 3			
0- 0	0- 0	0- 0	NEUTRAL	0- 0	0- 0	0- 0			

RPI 1-25				RPI 26-50				RPI 51-100				RPI 101+ Team's RPI: 304			
RPI	S	Opponent	Score	RPI	S	Opponent	Score	RPI	S	Opponent	Score	RPI	S	Opponent	Score
7	A	Oregon St.	45 <b>110</b>	40	A	West Virginia	43 <b>74</b>	65	A	James Madison	30 <b>88</b>	104	H	Liberty	67 <b>72</b>
								89	A	Virginia	46 <b>81</b>	141	A	UNC Asheville	42 <b>81</b>
												203	A	Presbyterian	49 <b>75</b>
												203	H	Presbyterian	38 <b>59</b>
												212	A	Gardner-Webb	42 <b>67</b>
												229	H	Radford	67 <b>79</b>
												239	A	High Point	68 <b>79</b>
												281	H	Campbell	56 <b>73</b>
												288	A	UNCG	60 <b>81</b>
												291	H	Charleston So.	54 <b>63</b>
												306	A	Delaware St.	63 <b>88</b>
												311	A	Coastal Caro.	56 48
												313	A	Winthrop	63 60
												313	H	Winthrop	67 60
												348	H	N.C. Central	60 49
LAST 12 Division I GAMES:															
203	A	Presbyterian	49 <b>75</b>	281	H	Campbell	56 <b>73</b>								
313	H	Winthrop	67 60	311	A	Coastal Caro.	56 48								
104	H	Liberty	67 <b>72</b>	313	A	Winthrop	63 60								
212	A	Gardner-Webb	42 <b>67</b>	291	H	Charleston So.	54 <b>63</b>								
229	H	Radford	67 <b>79</b>	306	A	Delaware St.	63 <b>88</b>								
141	A	UNC Asheville	42 <b>81</b>	40	A	West Virginia	43 <b>74</b>								

Non-Div I Games: Notre Dame (MD) 83 32 N.C. Wesleyan 100 57

Longwood

■ Loss, 
 ■ Non-Conf, S Site, 
 ■ Home 
 ■ Away 
 N Neutral

Average RPI Win:	222	WON-LOST	WINNING	LAST 10	STRENGTH OF	OPP. STRENGTH	TEAM	ADJ.	CONF.	ADJ CONF.
Average RPI Loss:	109	RECORD	PCT. RANK	GAMES	SCHEDULE	OF SCHEDULE	RPI	RPI	RPI	RPI
DIV. I ONLY	9- 9	165	6- 4	155	132	163	163	11	11	
DIV. I NON-CONF.	4- 6	201	1- 3	159	207	210	210	10	10	
TOTALS	RPI 1-25	RPI 26-50	W-L RECORDS	RPI 51-100	RPI 101-150	RPI 150+				
9- 9	0- 1	0- 2	OVERALL	0- 2	3- 2	6- 2				
5- 3	0- 0	0- 1	HOME	0- 0	3- 1	2- 1				
3- 5	0- 0	0- 0	AWAY	0- 1	0- 0	3- 0				
1- 1	0- 1	0- 0	NEUTRAL	0- 0	0- 0	1- 0				
4- 6	0- 1	0- 1	NON-CONFERENCE	0- 1	1- 1	3- 2				
2- 3	0- 0	0- 1	HOME	0- 0	1- 1	1- 1				
1- 2	0- 0	0- 0	AWAY	0- 1	0- 0	1- 1				
1- 1	0- 1	0- 0	NEUTRAL	0- 0	0- 0	1- 0				
5- 3	0- 0	0- 1	CONFERENCE	0- 1	2- 1	3- 0				
3- 0	0- 0	0- 0	HOME	0- 0	2- 0	1- 0				
2- 3	0- 0	0- 1	AWAY	0- 1	0- 1	2- 0				
0- 0	0- 0	0- 0	NEUTRAL	0- 0	0- 0	2- 0				

RPI 1-25				RPI 26-50				RPI 51-100				RPI 101+ Team's RPI: 163			
RPI	S	Opponent	Score	RPI	S	Opponent	Score	RPI	S	Opponent	Score	RPI	S	Opponent	Score
8	N	UCLA	57 68	27	A	UTEP	80 86	87	A	Charlotte	58 63	111	H	La.-Lafayette	79 62
				31	H	Mississippi St.	63 93	95	A	Arizona	67 77	135	H	Fla. Atlantic	65 62
												145	A	Southern Miss.	59 69
												145	H	Southern Miss.	72 37
												150	H	McNeese St.	71 74
												165	A	Wisconsin	65 79
												174	A	Old Dominion	69 51
												236	A	UTSA	82 72
												262	H	Stephen F. Austin	76 44
												271	H	Prairie View	68 77
												299	N	Denver	58 53
												318	H	FIU	82 63
												319	A	Nicholls St.	58 55
LAST 12 Division I GAMES:															
27	A	UTEP	80 86	174	A	Old Dominion	69 51								
236	A	UTSA	82 72	145	A	Southern Miss.	59 69								
145	H	Southern Miss.	72 37	150	H	McNeese St.	71 74								
135	H	Fla. Atlantic	65 62	111	H	La.-Lafayette	79 62								
318	H	FIU	82 63	31	H	Mississippi St.	63 93								
87	A	Charlotte	58 63	95	A	Arizona	67 77								

Non-Div I Games: Loyola (LA) 76 40

Louisiana Tech

■ Loss, 
 ■ Non-Conf, 
 ■ S Site, 
 ■ H Home 
 ■ A Away 
 N Neutral

## Louisville

Through Games Of Feb. 3, 2016

Average RPI Win:	124	WON-LOST	WINNING	LAST 10	STRENGTH OF	OPP. STRENGTH	TEAM	ADJ.	CONF.	ADJ CONF.
Average RPI Loss:	44	RECORD	PCT. RANK	GAMES	SCHEDULE	OF SCHEDULE	RPI	RPI	RPI	RPI
DIV. I ONLY	17- 5	41	10- 0	29	22	13	13	5	5	
DIV. I NON-CONF.	8- 5	119	3- 0	57	36	69	69	5	5	
TOTALS	RPI 1-25	RPI 26-50	W-L RECORDS	RPI 51-100	RPI 101-150	RPI 150+				
17- 5	3- 1	2- 2	OVERALL	4- 2	2- 0	6- 0				
9- 1	1- 0	1- 0	HOME	2- 1	2- 0	3- 0				
7- 2	2- 1	1- 0	AWAY	2- 1	0- 0	2- 0				
1- 2	0- 0	0- 2	NEUTRAL	0- 0	0- 0	1- 0				
8- 5	1- 1	0- 2	NON-CONFERENCE	1- 2	1- 0	5- 0				
4- 1	0- 0	0- 0	HOME	1- 1	1- 0	2- 0				
3- 2	1- 1	0- 0	AWAY	0- 1	0- 0	2- 0				
1- 2	0- 0	0- 2	NEUTRAL	0- 0	0- 0	1- 0				
9- 0	2- 0	2- 0	CONFERENCE	3- 0	1- 0	1- 0				
5- 0	1- 0	1- 0	HOME	1- 0	1- 0	1- 0				
4- 0	1- 0	1- 0	AWAY	2- 0	0- 0	0- 0				
0- 0	0- 0	0- 0	NEUTRAL	0- 0	0- 0	0- 0				

RPI S	Opponent	Score	RPI S	Opponent	Score	RPI S	Opponent	Score	RPI S	Opponent	Score
11	H Florida St.	79 69	34	N Purdue	60 62	52	A Western Ky.	69 71	124	H IUPUI	70 61
17	A Michigan St.	85 78	36	A North Carolina St.	92 90	63	H California	71 75	148	H Wake Forest	78 54
20	A Syracuse	71 53	38	H Duke	65 48	89	A Virginia	59 41	166	A Col. of Charleston	71 67
22	A Kentucky	54 72	50	N Dayton	66 79	90	H Virginia Tech	56 45	187	N Marist	65 53
						92	A Georgia Tech	78 65	197	H Valparaiso	75 42
						97	H UT Martin	88 66	247	H Clemson	75 33
									272	H Dartmouth	94 52
									278	A Tennessee Tech	76 54
LAST 12 Division I GAMES:											
148	H Wake Forest	78 54	90	H Virginia Tech	56 45						
247	H Clemson	75 33	92	A Georgia Tech	78 65						
20	A Syracuse	71 53	11	H Florida St.	79 69						
36	A North Carolina St.	92 90	97	H UT Martin	88 66						
89	A Virginia	59 41	166	A Col. of Charleston	71 67						
38	H Duke	65 48	278	A Tennessee Tech	76 54						

Non-Div I Games:

Louisville

■ Loss, 
 ■ Non-Conf, 
 ■ S Site, 
 ■ Home 
 ■ A Away 
 N Neutral

Average RPI Win:	236	WON-LOST	WINNING	LAST 10	STRENGTH OF	OPP. STRENGTH	TEAM	ADJ.	CONF.	ADJ CONF.
Average RPI Loss:	91	RECORD	PCT. RANK	GAMES	SCHEDULE	OF SCHEDULE	RPI	RPI	RPI	RPI
DIV. I ONLY	10- 10	165	7- 3	171	110	157	157	21	21	
DIV. I NON-CONF.	4- 7	222	2- 1	100	30	156	156	17	17	
TOTALS	RPI 1-25	RPI 26-50	W-L RECORDS	RPI 51-100	RPI 101-150	RPI 150+				
10- 10	0- 2	1- 0	OVERALL	0- 5	2- 2	7- 1				
3- 6	0- 0	0- 0	HOME	0- 4	1- 2	2- 0				
7- 4	0- 2	1- 0	AWAY	0- 1	1- 0	5- 1				
0- 0	0- 0	0- 0	NEUTRAL	0- 0	0- 0	0- 0				
4- 7	0- 2	1- 0	NON-CONFERENCE	0- 4	0- 1	3- 0				
1- 4	0- 0	0- 0	HOME	0- 3	0- 1	1- 0				
3- 3	0- 2	1- 0	AWAY	0- 1	0- 0	2- 0				
0- 0	0- 0	0- 0	NEUTRAL	0- 0	0- 0	0- 0				
6- 3	0- 0	0- 0	CONFERENCE	0- 1	2- 1	4- 1				
2- 2	0- 0	0- 0	HOME	0- 1	1- 1	1- 0				
4- 1	0- 0	0- 0	AWAY	0- 0	1- 0	3- 1				
0- 0	0- 0	0- 0	NEUTRAL	0- 0	0- 0	0- 0				

RPI 1-25				RPI 26-50				RPI 51-100				RPI 101+ Team's RPI: 157			
RPI	S	Opponent	Score	RPI	S	Opponent	Score	RPI	S	Opponent	Score	RPI	S	Opponent	Score
17	A	Michigan St.	47 76	29	A	DePaul	88 75	51	H	Miami (FL)	50 77	102	H	Drake	65 81
23	A	Green Bay	51 65					80	H	Central Mich.	59 68	114	H	UNI	64 60
								82	H	Northwestern	72 81	126	H	Western Mich.	45 68
								92	A	Georgia Tech	77 84	139	A	Southern Ill.	69 68
								98	H	Missouri St.	62 73	232	A	Rice	57 50
												243	A	Indiana St.	48 62
												287	H	Lamar	82 71
												290	H	Wichita St.	60 55
												303	A	Bradley	67 54
												310	A	Evansville	63 49
												317	A	Illinois St.	57 41
												342	A	Eastern Ill.	86 75
LAST 12 Division I GAMES:															
102	H	Drake	65 81	139	A	Southern Ill.	69 68								
114	H	UNI	64 60	310	A	Evansville	63 49								
317	A	Illinois St.	57 41	303	A	Bradley	67 54								
243	A	Indiana St.	48 62	232	A	Rice	57 50								
98	H	Missouri St.	62 73	29	A	DePaul	88 75								
290	H	Wichita St.	60 55	23	A	Green Bay	51 65								

Non-Div I Games:

Loyola Chicago

■ Loss, 
 ■ Non-Conf, 
 S Site, 
 ■ Home 
 ■ Away 
 N Neutral



## Loyola Maryland

Through Games Of Feb. 3, 2016

Average RPI Win:	314	WON-LOST	WINNING	LAST 10	STRENGTH OF	OPP. STRENGTH	TEAM	ADJ.	CONF.	ADJ CONF.
Average RPI Loss:	170	RECORD	PCT. RANK	GAMES	SCHEDULE	OF SCHEDULE	RPI	RPI	RPI	RPI
DIV. I ONLY	9- 12	212	6- 4	299	334	263	263	28	28	
DIV. I NON-CONF.	3- 8	258	0- 2	293	338	300	300	29	29	
TOTALS	RPI 1-25	RPI 26-50	W-L RECORDS	RPI 51-100	RPI 101-150	RPI 150+				
9- 12	0- 1	0- 0	OVERALL	0- 2	0- 1	9- 8				
5- 4	0- 0	0- 0	HOME	0- 0	0- 0	5- 4				
4- 8	0- 1	0- 0	AWAY	0- 2	0- 1	4- 4				
0- 0	0- 0	0- 0	NEUTRAL	0- 0	0- 0	0- 0				
3- 8	0- 1	0- 0	NON-CONFERENCE	0- 1	0- 0	3- 6				
1- 3	0- 0	0- 0	HOME	0- 0	0- 0	1- 3				
2- 5	0- 1	0- 0	AWAY	0- 1	0- 0	2- 3				
0- 0	0- 0	0- 0	NEUTRAL	0- 0	0- 0	0- 0				
6- 4	0- 0	0- 0	CONFERENCE	0- 1	0- 1	6- 2				
4- 1	0- 0	0- 0	HOME	0- 0	0- 0	4- 1				
2- 3	0- 0	0- 0	AWAY	0- 1	0- 1	2- 1				
0- 0	0- 0	0- 0	NEUTRAL	0- 0	0- 0	0- 0				

RPI 1-25				RPI 26-50				RPI 51-100				RPI 101+ Team's RPI: 263			
RPI	S	Opponent	Score	RPI	S	Opponent	Score	RPI	S	Opponent	Score	RPI	S	Opponent	Score
14	A	Maryland	47 97					60	A	Villanova	55 67	103	A	Bucknell	64 71
								75	A	Army West Point	37 70	174	A	Old Dominion	41 64
												184	H	UMBC	46 52
												192	H	William & Mary	61 62
												214	A	Lehigh	48 66
												214	H	Lehigh	68 76
												223	H	Fairfield	45 71
												235	A	Columbia	53 63
												249	H	Navy	51 38
												253	H	American	52 46
												300	A	Colgate	65 49
												327	A	Lipscomb	57 52
												332	A	Lafayette	55 51
												332	H	Lafayette	66 65
												339	A	Mt. St. Mary's	65 63
												346	A	St. Francis Brooklyn	54 64
												347	H	Boston U.	63 54
												349	H	Norfolk St.	75 67
LAST 12 Division I GAMES:															
214	H	Lehigh	68 76	75	A	Army West Point	37 70	214	A	Lehigh	48 66				
332	A	Lafayette	55 51	332	H	Lafayette	66 65	253	H	American	52 46				
300	A	Colgate	65 49	346	A	St. Francis Brooklyn	54 64	184	H	UMBC	46 52				
103	A	Bucknell	64 71												
347	H	Boston U.	63 54												
249	H	Navy	51 38												

Non-Div I Games:

Loyola Maryland

■ Loss, 
 ■ Non-Conf, 
 ■ S Site, 
 ■ H Home 
 ■ A Away 
 N Neutral

Average RPI Win:	261	WON-LOST	WINNING	LAST 10	STRENGTH OF	OPP. STRENGTH	TEAM	ADJ.	CONF.	ADJ CONF.
Average RPI Loss:	110	RECORD	PCT. RANK	GAMES	SCHEDULE	OF SCHEDULE	RPI	RPI	RPI	RPI
DIV. I ONLY	7- 15	264	1- 2	167	118	244	244	8	8	
DIV. I NON-CONF.	4- 7	222	1- 0	332	172	303	303	9	9	
TOTALS	RPI 1-25	RPI 26-50	W-L RECORDS	RPI 51-100	RPI 101-150	RPI 150+				
7- 15	0- 3	0- 0	OVERALL	0- 6	1- 1	6- 5				
4- 7	0- 1	0- 0	HOME	0- 3	0- 1	4- 2				
2- 8	0- 2	0- 0	AWAY	0- 3	1- 0	1- 3				
1- 0	0- 0	0- 0	NEUTRAL	0- 0	0- 0	1- 0				
4- 7	0- 1	0- 0	NON-CONFERENCE	0- 1	0- 0	4- 5				
2- 2	0- 0	0- 0	HOME	0- 0	0- 0	2- 2				
1- 5	0- 1	0- 0	AWAY	0- 1	0- 0	1- 3				
1- 0	0- 0	0- 0	NEUTRAL	0- 0	0- 0	1- 0				
3- 8	0- 2	0- 0	CONFERENCE	0- 5	1- 1	2- 0				
2- 5	0- 1	0- 0	HOME	0- 3	0- 1	2- 0				
1- 3	0- 1	0- 0	AWAY	0- 2	1- 0	0- 0				
0- 0	0- 0	0- 0	NEUTRAL	0- 0	0- 0	0- 0				

RPI 1-25				RPI 26-50				RPI 51-100				RPI 101+ Team's RPI: 244			
RPI	S	Opponent	Score	RPI	S	Opponent	Score	RPI	S	Opponent	Score	RPI	S	Opponent	Score
21	A	BYU	61 75					53	A	St. Mary's (CA)	57 72	115	H	San Francisco	73 75
21	H	BYU	75 82					64	A	UC Riverside	62 80	138	A	Pacific	63 60
24	A	Missouri	48 80					69	A	San Diego	58 82	158	A	Colorado	81 92
								69	H	San Diego	67 75	167	A	Hawaii	51 65
								72	H	Santa Clara	56 57	176	A	Cal Poly	58 70
								84	H	Gonzaga	59 66	221	H	Seattle	69 78
												248	H	Pepperdine	79 69
												259	A	UC Santa Barbara	70 63
												269	H	Portland	62 52
												274	H	San Diego St.	92 65
												316	N	Nevada	69 58
												320	H	UC Irvine	95 50
												341	H	Cal St. Fullerton	73 75
LAST 12 Division I GAMES:															
320	H	UC Irvine	95 50	115	H	San Francisco	73 75								
69	H	San Diego	67 75	138	A	Pacific	63 60								
21	H	BYU	75 82	53	A	St. Mary's (CA)	57 72								
69	A	San Diego	58 82	248	H	Pepperdine	79 69								
21	A	BYU	61 75	84	H	Gonzaga	59 66								
72	H	Santa Clara	56 57	269	H	Portland	62 52								

Non-Div I Games:

Loyola Marymount

■ Loss, 
 ■ Non-Conf, 
 ■ S Site, 
 ■ H Home 
 ■ A Away 
 N Neutral

M  
a  
i  
n  
e

M  
a  
i  
n  
e

Maine

Page 155

Average RPI Win:	245	WON-LOST	WINNING	LAST 10	STRENGTH OF	OPP. STRENGTH	TEAM	ADJ.	CONF.	ADJ CONF.
Average RPI Loss:	199	RECORD	PCT. RANK	GAMES	SCHEDULE	OF SCHEDULE	RPI	RPI	RPI	RPI
DIV. I ONLY	9- 11	200	4- 5	286	294	246	246	23	23	
DIV. I NON-CONF.	3- 6	234	1- 1	307	308	298	298	24	24	
TOTALS	RPI 1-25	RPI 26-50	W-L RECORDS	RPI 51-100	RPI 101-150	RPI 150+				
9- 11	0- 0	0- 0	OVERALL	0- 1	2- 2	7- 8				
5- 4	0- 0	0- 0	HOME	0- 0	1- 1	4- 3				
4- 7	0- 0	0- 0	AWAY	0- 1	1- 1	3- 5				
0- 0	0- 0	0- 0	NEUTRAL	0- 0	0- 0	0- 0				
3- 6	0- 0	0- 0	NON-CONFERENCE	0- 1	0- 1	3- 4				
2- 2	0- 0	0- 0	HOME	0- 0	0- 1	2- 1				
1- 4	0- 0	0- 0	AWAY	0- 1	0- 0	1- 3				
0- 0	0- 0	0- 0	NEUTRAL	0- 0	0- 0	0- 0				
6- 5	0- 0	0- 0	CONFERENCE	0- 0	2- 1	4- 4				
3- 2	0- 0	0- 0	HOME	0- 0	1- 0	2- 2				
3- 3	0- 0	0- 0	AWAY	0- 0	1- 1	2- 2				
0- 0	0- 0	0- 0	NEUTRAL	0- 0	0- 0	0- 0				

RPI 1-25			RPI 26-50			RPI 51-100			RPI 101+			Team's RPI: 246
RPI	S	Opponent	Score	RPI	S	Opponent	Score	RPI	S	Opponent	Score	
						99 A Yale	36 62	103 H Bucknell			56 61	
								118 A Iona			56 67	
								118 H Iona			63 56	
								130 A Quinnipiac			52 42	
								160 H Fordham			49 60	
								161 H Brown			80 56	
								187 H Marist			73 79	
								210 A Siena			59 60	
								223 A Fairfield			70 55	
								223 H Fairfield			57 59	
								253 A American			48 52	
								267 A New Hampshire			57 72	
								270 A Holy Cross			44 58	
								286 H Niagara			80 62	
								297 A Monmouth			62 72	
								298 A Rider			74 70	
								314 A Fairleigh Dickinson			85 78	
								325 H Saint Peter's			64 47	
								346 H St. Francis Brooklyn			61 53	
LAST 12 Division I GAMES:												
297	A	Monmouth	62 72	210	A	Siena	59 60					
298	A	Rider	74 70	223	A	Fairfield	70 55					
325	H	Saint Peter's	64 47	118	A	Iona	56 67					
118	H	Iona	63 56	253	A	American	48 52					
223	H	Fairfield	57 59	346	H	St. Francis Brooklyn	61 53					
187	H	Marist	73 79	270	A	Holy Cross	44 58					

Non-Div I Games:

Manhattan

■ Loss, 
 ■ Non-Conf, 
 S Site, 
 ■ Home 
 ■ Away 
 N Neutral

RPI 1-25				RPI 26-50				RPI 51-100				RPI 101+				Team's RPI: 187	
RPI	S	Opponent	Score	RPI	S	Opponent	Score	RPI	S	Opponent	Score	RPI	S	Opponent	Score		
13	N	Louisville	53 65	42	A	St. John's (NY)	47 61	59	A	South Dakota St.	68 77	112	N	LSU	49 72		
				48	H	Princeton	44 77	66	H	Hofstra	67 71	118	A	Iona	49 69		
								98	N	Missouri St.	45 77	118	H	Iona	62 61		
												125	A	Creighton	46 89		
												130	H	Quinnipiac	56 47		
												195	H	Delaware	50 56		
												210	H	Siena	66 37		
												223	A	Fairfield	72 57		
												246	A	Manhattan	79 73		
												286	H	Niagara	63 50		
												297	A	Monmouth	52 60		
												297	H	Monmouth	78 55		
												298	A	Rider	74 56		
												298	H	Rider	66 54		
												325	H	Saint Peter's	69 46		
												347	A	Boston U.	73 54		
LAST 12 Division I GAMES:																	
298	A	Rider	74 56	246	A	Manhattan	79 73										
210	H	Siena	66 37	297	A	Monmouth	52 60										
325	H	Saint Peter's	69 46	118	A	Iona	49 69										
286	H	Niagara	63 50	298	H	Rider	66 54										
297	H	Monmouth	78 55	48	H	Princeton	44 77										
118	H	Iona	62 61	66	H	Hofstra	67 71										

Marist

Page 157

Average RPI Win:	149	WON-LOST	WINNING	LAST 10	STRENGTH OF	OPP. STRENGTH	TEAM	ADJ.	CONF.	ADJ CONF.
Average RPI Loss:	63	RECORD	PCT. RANK	GAMES	SCHEDULE	OF SCHEDULE	RPI	RPI	RPI	RPI
DIV. I ONLY	11- 11	165	6- 4	27	62	77	77	6	6	
DIV. I NON-CONF.	5- 6	180	1- 0	32	74	100	100	6	6	
TOTALS	RPI 1-25	RPI 26-50	W-L RECORDS	RPI 51-100	RPI 101-150	RPI 150+				
11- 11	1- 4	1- 2	OVERALL	2- 2	1- 2	6- 1				
7- 3	1- 1	1- 0	HOME	2- 1	1- 1	2- 0				
3- 8	0- 3	0- 2	AWAY	0- 1	0- 1	3- 1				
1- 0	0- 0	0- 0	NEUTRAL	0- 0	0- 0	1- 0				
5- 6	0- 3	0- 0	NON-CONFERENCE	1- 1	0- 1	4- 1				
2- 2	0- 1	0- 0	HOME	1- 0	0- 1	1- 0				
2- 4	0- 2	0- 0	AWAY	0- 1	0- 0	2- 1				
1- 0	0- 0	0- 0	NEUTRAL	0- 0	0- 0	1- 0				
6- 5	1- 1	1- 2	CONFERENCE	1- 1	1- 1	2- 0				
5- 1	1- 0	1- 0	HOME	1- 1	1- 0	1- 0				
1- 4	0- 1	0- 2	AWAY	0- 0	0- 1	1- 0				
0- 0	0- 0	0- 0	NEUTRAL	0- 0	0- 0	0- 0				

RPI 1-25				RPI 26-50				RPI 51-100 Team's RPI: 77				RPI 101+			
RPI	S	Opponent	Score	RPI	S	Opponent	Score	RPI	S	Opponent	Score	RPI	S	Opponent	Score
7	H	Oregon St.	58 65	29	A	DePaul	86 91	60	H	Villanova	75 82	124	H	IUPUI	55 60
10	A	Arizona St.	80 90	42	A	St. John's (NY)	77 81	67	H	Auburn	70 69	125	H	Creighton	79 72
18	A	Seton Hall	68 99	42	H	St. John's (NY)	67 64	83	A	South Dakota	69 97	137	A	Xavier	66 71
18	H	Seton Hall	89 82					100	H	Georgetown	87 72	159	A	Northern Ky.	78 83
23	A	Green Bay	55 75									165	H	Wisconsin	77 61
												173	A	Butler	80 64
												191	A	Milwaukee	101 81
												209	N	Richmond	98 80
												233	H	Providence	105 75
												318	A	FIU	95 83
LAST 12 Division I GAMES:															
18	H	Seton Hall	89 82	100	H	Georgetown	87 72								
42	H	St. John's (NY)	67 64	60	H	Villanova	75 82								
125	H	Creighton	79 72	42	A	St. John's (NY)	77 81								
233	H	Providence	105 75	18	A	Seton Hall	68 99								
173	A	Butler	80 64	29	A	DePaul	86 91								
137	A	Xavier	66 71	191	A	Milwaukee	101 81								

Non-Div I Games:

Marquette

Average RPI Win:	249	WON-LOST	WINNING	LAST 10	STRENGTH OF	OPP. STRENGTH	TEAM	ADJ.	CONF.	ADJ CONF.
Average RPI Loss:	97	RECORD	PCT. RANK	GAMES	SCHEDULE	OF SCHEDULE	RPI	RPI	RPI	RPI
DIV. I ONLY	12- 6	82	5- 5	294	175	169	169	11	11	
DIV. I NON-CONF.	8- 1	23	2- 0	325	328	138	138	10	10	
TOTALS	RPI 1-25	RPI 26-50	W-L RECORDS	RPI 51-100	RPI 101-150	RPI 150+				
12- 6	0- 0	0- 1	OVERALL	0- 3	1- 1	11- 1				
8- 2	0- 0	0- 0	HOME	0- 1	0- 0	8- 1				
4- 3	0- 0	0- 0	AWAY	0- 2	1- 1	3- 0				
0- 1	0- 0	0- 1	NEUTRAL	0- 0	0- 0	0- 0				
8- 1	0- 0	0- 1	NON-CONFERENCE	0- 0	1- 0	7- 0				
6- 0	0- 0	0- 0	HOME	0- 0	0- 0	6- 0				
2- 0	0- 0	0- 0	AWAY	0- 0	1- 0	1- 0				
0- 1	0- 0	0- 1	NEUTRAL	0- 0	0- 0	0- 0				
4- 5	0- 0	0- 0	CONFERENCE	0- 3	0- 1	4- 1				
2- 2	0- 0	0- 0	HOME	0- 1	0- 0	2- 1				
2- 3	0- 0	0- 0	AWAY	0- 2	0- 1	2- 0				
0- 0	0- 0	0- 0	NEUTRAL	0- 0	0- 0	0- 0				

RPI 1-25				RPI 26-50				RPI 51-100				RPI 101+ Team's RPI: 169			
RPI	S	Opponent	Score	RPI	S	Opponent	Score	RPI	S	Opponent	Score	RPI	S	Opponent	Score
				40	N	West Virginia	60 66	52	A	Western Ky.	52 81	135	A	Fla. Atlantic	73 84
								76	A	Middle Tenn.	54 65	139	A	Southern Ill.	61 55
								87	H	Charlotte	61 64	153	A	UAB	64 61
												174	H	Old Dominion	80 62
												185	H	Cornell	73 47
												190	H	North Texas	63 71
												196	H	Rhode Island	72 62
												232	H	Rice	81 52
												275	H	Saint Francis (PA)	81 73
												289	A	Morehead St.	104 101
												318	A	FIU	65 58
												336	H	NJIT	63 50
												344	H	Alabama A&M	81 45
												349	H	Norfolk St.	81 67
LAST 12 Division I GAMES:															
				153	A	UAB	64 61	318	A	FIU	65 58				
				76	A	Middle Tenn.	54 65	135	A	Fla. Atlantic	73 84				
				174	H	Old Dominion	80 62	52	A	Western Ky.	52 81				
				87	H	Charlotte	61 64	139	A	Southern Ill.	61 55				
				232	H	Rice	81 52	349	H	Norfolk St.	81 67				
				190	H	North Texas	63 71	275	H	Saint Francis (PA)	81 73				

Non-Div I Games:      Brescia                      92    40                      West Va. Tech                      83    39

Marshall

Loss, Non-Conf, S Site, H Home A Away N Neutral

Average RPI Win:	147	WON-LOST	WINNING	LAST 10	STRENGTH OF	OPP. STRENGTH	TEAM	ADJ.	CONF.	ADJ CONF.
Average RPI Loss:	5	RECORD	PCT. RANK	GAMES	SCHEDULE	OF SCHEDULE	RPI	RPI	RPI	RPI
DIV. I ONLY	20- 2	8	9- 1	85	29	14	14	4	4	
DIV. I NON-CONF.	11- 1	16	1- 1	158	133	40	40	4	4	
TOTALS	RPI 1-25	RPI 26-50	W-L RECORDS	RPI 51-100	RPI 101-150	RPI 150+				
20- 2	1- 2	2- 0	OVERALL	5- 0	3- 0	9- 0				
10- 1	1- 1	0- 0	HOME	3- 0	0- 0	6- 0				
7- 0	0- 0	2- 0	AWAY	1- 0	2- 0	2- 0				
3- 1	0- 1	0- 0	NEUTRAL	1- 0	1- 0	1- 0				
11- 1	1- 1	0- 0	NON-CONFERENCE	1- 0	1- 0	8- 0				
7- 0	1- 0	0- 0	HOME	0- 0	0- 0	6- 0				
1- 0	0- 0	0- 0	AWAY	0- 0	0- 0	1- 0				
3- 1	0- 1	0- 0	NEUTRAL	1- 0	1- 0	1- 0				
9- 1	0- 1	2- 0	CONFERENCE	4- 0	2- 0	1- 0				
3- 1	0- 1	0- 0	HOME	3- 0	0- 0	0- 0				
6- 0	0- 0	2- 0	AWAY	1- 0	2- 0	1- 0				
0- 0	0- 0	0- 0	NEUTRAL	0- 0	0- 0	0- 0				

RPI	S	Opponent	Score	RPI	S	Opponent	Score	RPI	S	Opponent	Score	RPI	S	Opponent	Score
4	N	UConn	73 83	34	A	Purdue	87 67	54	H	Indiana	86 63	132	N	Pittsburgh	70 49
5	H	Ohio St.	71 80	43	A	Iowa	76 56	59	N	South Dakota St.	62 55	136	A	Penn St.	89 53
20	H	Syracuse	82 64					62	H	Nebraska	89 50	143	A	Illinois	79 63
								71	A	Michigan	74 67	165	A	Wisconsin	90 65
								82	H	Northwestern	80 62	174	N	Old Dominion	95 49
												182	H	Southern U.	94 61
												188	H	Detroit	97 41
												239	H	High Point	105 50
												263	H	Loyola Maryland	97 47
												282	H	Central Conn. St.	86 43
												296	A	UMES	106 30
												323	H	UMass Lowell	102 53
LAST 12 Division I GAMES:															
34	A	Purdue	87 67	43	A	Iowa	76 56	54	H	Indiana	86 63	62	H	Nebraska	89 50
136	A	Penn St.	89 53	5	H	Ohio St.	71 80	143	A	Illinois	79 63	4	N	UConn	73 83
165	A	Wisconsin	90 65	296	A	UMES	106 30								
82	H	Northwestern	80 62												
71	A	Michigan	74 67												

Non-Div I Games:

Maryland

Loss, Non-Conf, S Site, H Home A Away N Neutral



Massachusetts

Through Games Of Feb. 3, 2016

Average RPI Win:	238	WON-LOST	WINNING	LAST 10	STRENGTH OF	OPP. STRENGTH	TEAM	ADJ.	CONF.	ADJ CONF.
Average RPI Loss:	118	RECORD	PCT. RANK	GAMES	SCHEDULE	OF SCHEDULE	RPI	RPI	RPI	RPI
DIV. I ONLY	6- 15	278	0- 3	103	148	228	228	7	7	
DIV. I NON-CONF.	6- 6	160	0- 1	247	223	199	199	8	8	
TOTALS	RPI 1-25	RPI 26-50	W-L RECORDS	RPI 51-100	RPI 101-150	RPI 150+				
6- 15	0- 0	0- 4	OVERALL	1- 4	0- 2	5- 5				
4- 5	0- 0	0- 0	HOME	1- 2	0- 1	3- 2				
2- 9	0- 0	0- 4	AWAY	0- 1	0- 1	2- 3				
0- 1	0- 0	0- 0	NEUTRAL	0- 1	0- 0	0- 0				
6- 6	0- 0	0- 1	NON-CONFERENCE	1- 1	0- 2	5- 2				
4- 1	0- 0	0- 0	HOME	1- 0	0- 1	3- 0				
2- 4	0- 0	0- 1	AWAY	0- 0	0- 1	2- 2				
0- 1	0- 0	0- 0	NEUTRAL	0- 1	0- 0	0- 0				
0- 9	0- 0	0- 3	CONFERENCE	0- 3	0- 0	0- 3				
0- 4	0- 0	0- 0	HOME	0- 2	0- 0	0- 2				
0- 5	0- 0	0- 3	AWAY	0- 1	0- 0	0- 1				
0- 0	0- 0	0- 0	NEUTRAL	0- 0	0- 0	0- 0				

RPI S	Opponent	Score	RPI S	Opponent	Score	RPI S	Opponent	Score	RPI S	Opponent	Score	Team's RPI: 228
26	A Duquesne	64 73	57	N Ball St.	54 81	129	H Buffalo	48 56				
33	A St. Bonaventure	41 66	66	H Hofstra	57 56	146	A Harvard	65 67				
37	A George Washington	50 67	85	A Saint Louis	49 69	158	A Colorado	63 90				
38	A Duke	46 70	88	H Saint Joseph's	58 62	186	A George Mason	59 64				
			96	H VCU	66 74	196	H Rhode Island	79 80				
						206	A Bryant	86 69				
						209	H Richmond	68 74				
						217	H Hartford	63 57				
						270	A Holy Cross	74 60				
						282	A Central Conn. St.	68 78				
						323	H UMass Lowell	84 58				
						347	H Boston U.	73 56				
LAST 12 Division I GAMES:												
57	N Ball St.	54 81	85	A Saint Louis	49 69							
26	A Duquesne	64 73	33	A St. Bonaventure	41 66							
186	A George Mason	59 64	88	H Saint Joseph's	58 62							
196	H Rhode Island	79 80	96	H VCU	66 74							
37	A George Washington	50 67	323	H UMass Lowell	84 58							
209	H Richmond	68 74	217	H Hartford	63 57							

Non-Div I Games:

Massachusetts

Loss, Non-Conf, S Site, H Home A Away N Neutral

Average RPI Win:	255	WON-LOST	WINNING	LAST 10	STRENGTH OF	OPP. STRENGTH	TEAM	ADJ.	CONF.	ADJ CONF.
Average RPI Loss:	127	RECORD	PCT. RANK	GAMES	SCHEDULE	OF SCHEDULE	RPI	RPI	RPI	RPI
DIV. I ONLY	12- 7	102	2- 0	291	171	150	150	27	27	
DIV. I NON-CONF.	5- 4	138	1- 0	166	41	96	96	26	26	
TOTALS	RPI 1-25	RPI 26-50	W-L RECORDS	RPI 51-100	RPI 101-150	RPI 150+				
12- 7	0- 1	0- 1	OVERALL	0- 2	0- 1	12- 2				
7- 1	0- 0	0- 0	HOME	0- 0	0- 0	7- 1				
4- 6	0- 1	0- 1	AWAY	0- 2	0- 1	4- 1				
1- 0	0- 0	0- 0	NEUTRAL	0- 0	0- 0	1- 0				
5- 4	0- 1	0- 0	NON-CONFERENCE	0- 2	0- 1	5- 0				
2- 0	0- 0	0- 0	HOME	0- 0	0- 0	2- 0				
2- 4	0- 1	0- 0	AWAY	0- 2	0- 1	2- 0				
1- 0	0- 0	0- 0	NEUTRAL	0- 0	0- 0	1- 0				
7- 3	0- 0	0- 1	CONFERENCE	0- 0	0- 0	7- 2				
5- 1	0- 0	0- 0	HOME	0- 0	0- 0	5- 1				
2- 2	0- 0	0- 1	AWAY	0- 0	0- 0	2- 1				
0- 0	0- 0	0- 0	NEUTRAL	0- 0	0- 0	0- 0				

RPI 1-25				RPI 26-50				RPI 51-100				RPI 101+ Team's RPI: 150			
RPI	S	Opponent	Score	RPI	S	Opponent	Score	RPI	S	Opponent	Score	RPI	S	Opponent	Score
3	A	Baylor	46 105	45	A	Abilene Christian	62 79	58	A	Chattanooga	53 68	131	A	Ole Miss	56 96
								78	A	Tulane	55 74	162	H	Northwestern St.	78 74
												163	A	Louisiana Tech	74 71
												171	A	Texas-Arlington	63 57
												225	A	Houston Baptist	71 64
												232	H	Rice	61 53
												241	H	Sam Houston St.	82 79
												262	A	Stephen F. Austin	55 80
												268	H	La.-Monroe	72 62
												272	N	Dartmouth	78 56
												312	H	Incarnate Word	55 68
												315	H	Southeastern La.	96 79
												333	H	A&M-Corpus Christi	72 51
												340	A	New Orleans	77 74
												340	H	New Orleans	92 63
LAST 12 Division I GAMES:															
171	A	Texas-Arlington	63 57	241	H	Sam Houston St.	82 79								
340	H	New Orleans	92 63	45	A	Abilene Christian	62 79								
340	A	New Orleans	77 74	333	H	A&M-Corpus Christi	72 51								
315	H	Southeastern La.	96 79	225	A	Houston Baptist	71 64								
162	H	Northwestern St.	78 74	262	A	Stephen F. Austin	55 80								
312	H	Incarnate Word	55 68	163	A	Louisiana Tech	74 71								

Non-Div I Games: Loyola (LA) 70 69 Louisiana Col. 73 59 Southern-N.O. 97 61

McNeese St.

Loss, Non-Conf, S Site, H Home A Away N Neutral

Average RPI Win:	174	WON-LOST	WINNING	LAST 10	STRENGTH OF	OPP. STRENGTH	TEAM	ADJ.	CONF.	ADJ CONF.
Average RPI Loss:	102	RECORD	PCT. RANK	GAMES	SCHEDULE	OF SCHEDULE	RPI	RPI	RPI	RPI
DIV. I ONLY	12- 10	154	6- 4	110	76	128	128	9	9	
DIV. I NON-CONF.	6- 5	146	1- 0	164	116	160	160	7	7	
TOTALS	RPI 1-25	RPI 26-50	W-L RECORDS	RPI 51-100	RPI 101-150	RPI 150+				
12- 10	0- 2	1- 1	OVERALL	3- 2	2- 2	6- 3				
9- 4	0- 1	1- 1	HOME	2- 1	2- 0	4- 1				
3- 6	0- 1	0- 0	AWAY	1- 1	0- 2	2- 2				
0- 0	0- 0	0- 0	NEUTRAL	0- 0	0- 0	0- 0				
6- 5	0- 0	0- 1	NON-CONFERENCE	2- 1	2- 1	2- 2				
5- 2	0- 0	0- 1	HOME	1- 1	2- 0	2- 0				
1- 3	0- 0	0- 0	AWAY	1- 0	0- 1	0- 2				
0- 0	0- 0	0- 0	NEUTRAL	0- 0	0- 0	0- 0				
6- 5	0- 2	1- 0	CONFERENCE	1- 1	0- 1	4- 1				
4- 2	0- 1	1- 0	HOME	1- 0	0- 0	2- 1				
2- 3	0- 1	0- 0	AWAY	0- 1	0- 1	2- 0				
0- 0	0- 0	0- 0	NEUTRAL	0- 0	0- 0	0- 0				

RPI 1-25				RPI 26-50				RPI 51-100				RPI 101+ Team's RPI: 128			
RPI	S	Opponent	Score	RPI	S	Opponent	Score	RPI	S	Opponent	Score	RPI	S	Opponent	Score
4	A	UConn	40 83	37	H	George Washington	62 68	70	A	Temple	58 82	108	A	Minnesota	60 70
4	H	UConn	46 86	41	H	South Fla.	88 87	78	H	Tulane	83 67	139	H	Southern Ill.	61 58
								80	A	Central Mich.	64 61	143	H	Illinois	81 75
								85	H	Saint Louis	57 63	147	A	SMU	49 58
								100	H	Georgetown	57 53	175	A	Little Rock	53 61
												189	A	Tulsa	69 58
												189	H	Tulsa	59 65
												202	A	Kansas	63 72
												211	A	Cincinnati	64 47
												238	H	Houston	74 57
												252	H	UCF	75 59
												279	H	Jacksonville St.	70 55
												342	H	Eastern Ill.	80 49
LAST 12 Division I GAMES:															
4	A	UConn	40 83	189	H	Tulsa	59 65								
252	H	UCF	75 59	211	A	Cincinnati	64 47								
189	A	Tulsa	69 58	238	H	Houston	74 57								
41	H	South Fla.	88 87	78	H	Tulane	83 67								
147	A	SMU	49 58	70	A	Temple	58 82								
4	H	UConn	46 86	143	H	Illinois	81 75								

Non-Div I Games:

Memphis

■ Loss, 
 ■ Non-Conf, 
 ■ S Site, 
 ■ H Home 
 ■ A Away 
 N Neutral

Average RPI Win:	251	WON-LOST	WINNING	LAST 10	STRENGTH OF	OPP. STRENGTH	TEAM	ADJ.	CONF.	ADJ CONF.
Average RPI Loss:	85	RECORD	PCT. RANK	GAMES	SCHEDULE	OF SCHEDULE	RPI	RPI	RPI	RPI
DIV. I ONLY	14- 6	71	9- 1	226	225	123	123	17	17	
DIV. I NON-CONF.	8- 5	119	4- 1	217	255	153	153	16	16	
TOTALS	RPI 1-25	RPI 26-50	W-L RECORDS	RPI 51-100	RPI 101-150	RPI 150+				
14- 6	0- 1	0- 1	OVERALL	1- 2	1- 1	12- 1				
5- 3	0- 0	0- 0	HOME	1- 1	0- 1	4- 1				
8- 2	0- 1	0- 1	AWAY	0- 0	1- 0	7- 0				
1- 1	0- 0	0- 0	NEUTRAL	0- 1	0- 0	1- 0				
8- 5	0- 1	0- 1	NON-CONFERENCE	0- 2	0- 1	8- 0				
4- 2	0- 0	0- 0	HOME	0- 1	0- 1	4- 0				
3- 2	0- 1	0- 1	AWAY	0- 0	0- 0	3- 0				
1- 1	0- 0	0- 0	NEUTRAL	0- 1	0- 0	1- 0				
6- 1	0- 0	0- 0	CONFERENCE	1- 0	1- 0	4- 1				
1- 1	0- 0	0- 0	HOME	1- 0	0- 0	0- 1				
5- 0	0- 0	0- 0	AWAY	0- 0	1- 0	4- 0				
0- 0	0- 0	0- 0	NEUTRAL	0- 0	0- 0	0- 0				

RPI 1-25				RPI 26-50				RPI 51-100				RPI 101+ Team's RPI: 123			
RPI	S	Opponent	Score	RPI	S	Opponent	Score	RPI	S	Opponent	Score	RPI	S	Opponent	Score
11	A	Florida St.	36 79	35	A	Georgia	44 57	58	H	Chattanooga	67 44	121	A	Samford	63 60
								85	H	Saint Louis	60 68	139	H	Southern Ill.	52 55
								87	N	Charlotte	62 72	151	H	ETSU	53 55
												166	H	Col. of Charleston	66 58
												222	A	Furman	61 50
												273	H	Ga. Southern	62 50
												278	A	Tennessee Tech	63 47
												279	H	Jacksonville St.	46 39
												285	A	Kennesaw St.	72 61
												288	A	UNCG	86 78
												302	A	Western Caro.	92 88
												305	A	Florida A&M	54 50
												308	H	North Florida	68 54
												309	A	Wofford	70 61
												321	N	Howard	70 53
LAST 12 Division I GAMES:															
222	A	Furman	61 50	288	A	UNCG	86 78								
309	A	Wofford	70 61	305	A	Florida A&M	54 50								
151	H	ETSU	53 55	308	H	North Florida	68 54								
58	H	Chattanooga	67 44	166	H	Col. of Charleston	66 58								
121	A	Samford	63 60	279	H	Jacksonville St.	46 39								
302	A	Western Caro.	92 88	139	H	Southern Ill.	52 55								

Non-Div I Games:      Faulkner                      86    33                      Coastal Ga.                      87    48

Mercer

Loss, Non-Conf, S Site, H Home A Away N Neutral

Average RPI Win: 172		WON-LOST	WINNING	LAST 10	STRENGTH OF	OPP. STRENGTH	TEAM	ADJ.	CONF.	ADJ CONF.
Average RPI Loss: 31		RECORD	PCT. RANK	GAMES	SCHEDULE	OF SCHEDULE	RPI	RPI	RPI	RPI
DIV. I ONLY		18- 4	23	7- 3	114	59	51	51	5	5
DIV. I NON-CONF.		12- 1	10	2- 1	204	114	45	45	5	5
TOTALS		RPI 1-25	RPI 26-50		W-L RECORDS		RPI 51-100	RPI 101-150		RPI 150+
18- 4	0- 3	1- 0		OVERALL		3- 1	5- 0		9- 0	
11- 2	0- 2	1- 0		HOME		0- 0	4- 0		6- 0	
6- 1	0- 0	0- 0		AWAY		2- 1	1- 0		3- 0	
1- 1	0- 1	0- 0		NEUTRAL		1- 0	0- 0		0- 0	
12- 1	0- 1	0- 0		NON-CONFERENCE		2- 0	2- 0		8- 0	
8- 0	0- 0	0- 0		HOME		0- 0	2- 0		6- 0	
3- 0	0- 0	0- 0		AWAY		1- 0	0- 0		2- 0	
1- 1	0- 1	0- 0		NEUTRAL		1- 0	0- 0		0- 0	
6- 3	0- 2	1- 0		CONFERENCE		1- 1	3- 0		1- 0	
3- 2	0- 2	1- 0		HOME		0- 0	2- 0		0- 0	
3- 1	0- 0	0- 0		AWAY		1- 1	1- 0		1- 0	
0- 0	0- 0	0- 0		NEUTRAL		0- 0	0- 0		0- 0	

RPI 1-25				RPI 26-50				RPI 51-100 Team's RPI: 51				RPI 101+			
RPI	S	Opponent	Score	RPI	S	Opponent	Score	RPI	S	Opponent	Score	RPI	S	Opponent	Score
3	N	Baylor	81 88	36	H	North Carolina St.	73 44	54	N	Indiana	89 75	107	H	Wright St.	80 67
11	H	Florida St.	58 69					87	A	Charlotte	77 70	120	A	North Carolina	76 61
20	H	Syracuse	51 57					89	A	Virginia	56 76	132	H	Pittsburgh	79 55
								90	A	Virginia Tech	57 45	143	H	Illinois	73 64
												148	H	Wake Forest	71 60
												157	A	Loyola Chicago	77 50
												174	A	Old Dominion	61 35
												191	H	Milwaukee	77 38
												231	H	Coppin St.	78 59
												247	A	Clemson	83 49
												257	H	Bethune-Cookman	55 47
												280	H	La Salle	86 58
												318	H	FIU	83 55
												323	H	UMass Lowell	84 53
LAST 12 Division I GAMES:															
20	H	Syracuse	51 57	132	H	Pittsburgh	79 55								
90	A	Virginia Tech	57 45	89	A	Virginia	56 76								
11	H	Florida St.	58 69	36	H	North Carolina St.	73 44								
120	A	North Carolina	76 61	318	H	FIU	83 55								
148	H	Wake Forest	71 60	54	N	Indiana	89 75								
247	A	Clemson	83 49	3	N	Baylor	81 88								

Non-Div I Games:

Miami (FL)

Average RPI Win:	255	WON-LOST	WINNING	LAST 10	STRENGTH OF	OPP. STRENGTH	TEAM	ADJ.	CONF.	ADJ CONF.
Average RPI Loss:	123	RECORD	PCT. RANK	GAMES	SCHEDULE	OF SCHEDULE	RPI	RPI	RPI	RPI
DIV. I ONLY	9- 11	200	3- 7	228	162	242	242	12	12	
DIV. I NON-CONF.	6- 5	146	1- 2	295	189	221	221	13	13	
TOTALS	RPI 1-25	RPI 26-50	W-L RECORDS	RPI 51-100	RPI 101-150	RPI 150+				
9- 11	0- 0	0- 0	OVERALL	0- 5	1- 3	8- 3				
7- 5	0- 0	0- 0	HOME	0- 1	1- 1	6- 3				
1- 6	0- 0	0- 0	AWAY	0- 4	0- 2	1- 0				
1- 0	0- 0	0- 0	NEUTRAL	0- 0	0- 0	1- 0				
6- 5	0- 0	0- 0	NON-CONFERENCE	0- 2	0- 1	6- 2				
4- 2	0- 0	0- 0	HOME	0- 0	0- 0	4- 2				
1- 3	0- 0	0- 0	AWAY	0- 2	0- 1	1- 0				
1- 0	0- 0	0- 0	NEUTRAL	0- 0	0- 0	1- 0				
3- 6	0- 0	0- 0	CONFERENCE	0- 3	1- 2	2- 1				
3- 3	0- 0	0- 0	HOME	0- 1	1- 1	2- 1				
0- 3	0- 0	0- 0	AWAY	0- 2	0- 1	0- 0				
0- 0	0- 0	0- 0	NEUTRAL	0- 0	0- 0	0- 0				

RPI 1-25				RPI 26-50				RPI 51-100				RPI 101+				Team's RPI: 242	
RPI	S	Opponent	Score	RPI	S	Opponent	Score	RPI	S	Opponent	Score	RPI	S	Opponent	Score		
								57	A	Ball St.	41	66	106	H	Toledo	50	55
								71	A	Michigan	55	97	126	A	Western Mich.	66	80
								80	A	Central Mich.	54	77	129	H	Buffalo	69	58
								80	H	Central Mich.	58	72	135	A	Fla. Atlantic	65	68
								97	A	UT Martin	47	74	159	H	Northern Ky.	57	71
													194	H	Oakland	65	54
													197	A	Valparaiso	75	72
													213	H	Eastern Ky.	72	77
													234	H	Bowling Green	58	64
													255	H	Austin Peay	75	60
													264	H	Northern Ill.	66	60
													289	H	Morehead St.	59	57
													310	H	Evansville	91	85
													326	N	LIU Brooklyn	68	49
													331	H	Kent St.	55	52
LAST 12 Division I GAMES:																	
331	H	Kent St.	55	52	57	A	Ball St.	41	66								
80	A	Central Mich.	54	77	264	H	Northern Ill.	66	60								
129	H	Buffalo	69	58	234	H	Bowling Green	58	64								
80	H	Central Mich.	58	72	135	A	Fla. Atlantic	65	68								
126	A	Western Mich.	66	80	326	N	LIU Brooklyn	68	49								
106	H	Toledo	50	55	71	A	Michigan	55	97								

Non-Div I Games:

Miami (OH)

■ Loss, 
■ Non-Conf, 
■ S Site, 
■ H Home 
■ A Away 
N Neutral

## Michigan

Through Games Of Feb. 3, 2016

Average RPI Win:	160	WON-LOST	WINNING	LAST 10	STRENGTH OF	OPP. STRENGTH	TEAM	ADJ.	CONF.	ADJ CONF.
Average RPI Loss:	40	RECORD	PCT. RANK	GAMES	SCHEDULE	OF SCHEDULE	RPI	RPI	RPI	RPI
DIV. I ONLY	12- 10	154	4- 6	13	68	71	71	4	4	
DIV. I NON-CONF.	8- 3	77	0- 1	99	160	78	78	4	4	
TOTALS	RPI 1-25	RPI 26-50	W-L RECORDS	RPI 51-100	RPI 101-150	RPI 150+				
12- 10	0- 4	1- 3	OVERALL	0- 2	5- 1	6- 0				
9- 5	0- 3	1- 1	HOME	0- 1	3- 0	5- 0				
3- 5	0- 1	0- 2	AWAY	0- 1	2- 1	1- 0				
0- 0	0- 0	0- 0	NEUTRAL	0- 0	0- 0	0- 0				
8- 3	0- 1	0- 1	NON-CONFERENCE	0- 0	2- 1	6- 0				
7- 1	0- 1	0- 0	HOME	0- 0	2- 0	5- 0				
1- 2	0- 0	0- 1	AWAY	0- 0	0- 1	1- 0				
0- 0	0- 0	0- 0	NEUTRAL	0- 0	0- 0	0- 0				
4- 7	0- 3	1- 2	CONFERENCE	0- 2	3- 0	0- 0				
2- 4	0- 2	1- 1	HOME	0- 1	1- 0	0- 0				
2- 3	0- 1	0- 1	AWAY	0- 1	2- 0	0- 0				
0- 0	0- 0	0- 0	NEUTRAL	0- 0	0- 0	0- 0				

RPI S	Opponent	Score	RPI S	Opponent	Score	RPI S	Opponent	Score	RPI S	Opponent	Score
5	H Ohio St.	93 97	34	H Purdue	63 65	54	A Indiana	69 77	108	A Minnesota	93 86
8	H UCLA	77 86	43	A Iowa	69 85	62	H Nebraska	81 93	108	H Minnesota	92 76
14	H Maryland	67 74	43	H Iowa	82 75				119	A Eastern Mich.	63 64
17	A Michigan St.	64 85	48	A Princeton	57 74				132	H Pittsburgh	82 45
									136	A Penn St.	91 87
									137	H Xavier	92 54
									154	H Oral Roberts	61 44
									188	A Detroit	88 61
									215	H Binghamton	90 62
									217	H Hartford	83 47
									237	H USC Upstate	119 61
									242	H Miami (OH)	97 55
LAST 12 Division I GAMES:											
17	A Michigan St.	64 85	14	H Maryland	67 74						
108	H Minnesota	92 76	108	A Minnesota	93 86						
43	A Iowa	69 85	43	H Iowa	82 75						
62	H Nebraska	81 93	54	A Indiana	69 77						
5	H Ohio St.	93 97	34	H Purdue	63 65						
136	A Penn St.	91 87	119	A Eastern Mich.	63 64						

Non-Div I Games:

Michigan

■ Loss, 
 ■ Non-Conf, 
 ■ S Site, 
 ■ Home 
 ■ Away 
 N Neutral

Average RPI Win:	128	WON-LOST	WINNING	LAST 10	STRENGTH OF	OPP. STRENGTH	TEAM	ADJ.	CONF.	ADJ CONF.
Average RPI Loss:	19	RECORD	PCT. RANK	GAMES	SCHEDULE	OF SCHEDULE	RPI	RPI	RPI	RPI
DIV. I ONLY	17- 4	29	8- 2	60	8	17	17	4	4	
DIV. I NON-CONF.	9- 2	37	2- 0	63	38	29	29	4	4	
TOTALS	RPI 1-25	RPI 26-50	W-L RECORDS	RPI 51-100	RPI 101-150	RPI 150+				
17- 4	0- 3	4- 0	OVERALL	2- 1	2- 0	9- 0				
11- 1	0- 1	4- 0	HOME	2- 0	1- 0	4- 0				
5- 2	0- 1	0- 0	AWAY	0- 1	1- 0	4- 0				
1- 1	0- 1	0- 0	NEUTRAL	0- 0	0- 0	1- 0				
9- 2	0- 2	1- 0	NON-CONFERENCE	0- 0	1- 0	7- 0				
5- 1	0- 1	1- 0	HOME	0- 0	1- 0	3- 0				
3- 0	0- 0	0- 0	AWAY	0- 0	0- 0	3- 0				
1- 1	0- 1	0- 0	NEUTRAL	0- 0	0- 0	1- 0				
8- 2	0- 1	3- 0	CONFERENCE	2- 1	1- 0	2- 0				
6- 0	0- 0	3- 0	HOME	2- 0	0- 0	1- 0				
2- 2	0- 1	0- 0	AWAY	0- 1	1- 0	1- 0				
0- 0	0- 0	0- 0	NEUTRAL	0- 0	0- 0	0- 0				

RPI 1-25				RPI 26-50				RPI 51-100				RPI 101+			
RPI	S	Opponent	Score	RPI	S	Opponent	Score	RPI	S	Opponent	Score	RPI	S	Opponent	Score
3	N	Baylor	76 84	34	H	Purdue	68 56	54	A	Indiana	65 81	126	H	Western Mich.	78 40
5	A	Ohio St.	80 85	35	H	Georgia	66 45	71	H	Michigan	85 64	136	A	Penn St.	71 55
13	H	Louisville	78 85	39	H	Rutgers	59 48	82	H	Northwestern	74 51	152	H	Idaho St.	79 60
				43	H	Iowa	80 73					157	H	Loyola Chicago	76 47
												165	A	Wisconsin	77 54
												165	H	Wisconsin	77 67
												170	A	Davidson	73 44
												188	H	Detroit	81 42
												194	A	Oakland	82 62
												200	A	Northeastern	77 51
												211	N	Cincinnati	103 63
LAST 12 Division I GAMES:															
				71	H	Michigan	85 64	82	H	Northwestern	74 51				
				165	A	Wisconsin	77 54	136	A	Penn St.	71 55				
				34	H	Purdue	68 56	165	H	Wisconsin	77 67				
				39	H	Rutgers	59 48	5	A	Ohio St.	80 85				
				43	H	Iowa	80 73	188	H	Detroit	81 42				
				54	A	Indiana	65 81	200	A	Northeastern	77 51				

Non-Div I Games:

Michigan St.



Average RPI Win:	180	WON-LOST	WINNING	LAST 10	STRENGTH OF	OPP. STRENGTH	TEAM	ADJ.	CONF.	ADJ CONF.
Average RPI Loss:	81	RECORD	PCT. RANK	GAMES	SCHEDULE	OF SCHEDULE	RPI	RPI	RPI	RPI
DIV. I ONLY	13- 7	90	7- 3	77	101	76	76	11	11	
DIV. I NON-CONF.	6- 5	146	2- 1	104	83	117	117	10	10	
TOTALS	RPI 1-25	RPI 26-50	W-L RECORDS	RPI 51-100	RPI 101-150	RPI 150+				
13- 7	0- 1	0- 2	OVERALL	3- 2	2- 1	8- 1				
7- 3	0- 1	0- 0	HOME	3- 1	1- 0	3- 1				
6- 3	0- 0	0- 1	AWAY	0- 0	1- 0	5- 0				
0- 1	0- 0	0- 0	NEUTRAL	0- 0	0- 1	0- 0				
6- 5	0- 1	0- 1	NON-CONFERENCE	1- 2	2- 1	3- 0				
3- 2	0- 1	0- 0	HOME	1- 1	1- 0	1- 0				
3- 2	0- 0	0- 1	AWAY	0- 1	1- 0	2- 0				
0- 1	0- 0	0- 0	NEUTRAL	0- 0	0- 1	0- 0				
7- 2	0- 0	0- 1	CONFERENCE	2- 0	0- 0	5- 1				
4- 1	0- 0	0- 0	HOME	2- 0	0- 0	2- 1				
3- 1	0- 0	0- 1	AWAY	0- 0	0- 0	3- 0				
0- 0	0- 0	0- 0	NEUTRAL	0- 0	0- 0	0- 0				

RPI 1-25				RPI 26-50				RPI 51-100				RPI 101+			
RPI	S	Opponent	Score	RPI	S	Opponent	Score	RPI	S	Opponent	Score	RPI	S	Opponent	Score
22	H	Kentucky	52 68	27	A	UTEP	73 84	52	H	Western Ky.	83 75	131	H	Ole Miss	84 75
				32	A	Ohio	49 72	80	A	Central Mich.	59 81	137	A	Xavier	62 53
								87	H	Charlotte	72 67	142	N	Alabama	46 64
								89	H	Virginia	66 70	153	H	UAB	68 40
								98	H	Missouri St.	70 54	169	H	Marshall	65 54
												174	H	Old Dominion	58 61
												190	A	North Texas	76 52
												232	A	Rice	61 60
												236	A	UTSA	74 63
												255	A	Austin Peay	86 55
												278	H	Tennessee Tech	69 53
												316	A	Nevada	90 46
LAST 12 Division I GAMES:															
52	H	Western Ky.	83 75	236	A	UTSA	74 63								
169	H	Marshall	65 54	27	A	UTEP	73 84								
232	A	Rice	61 60	153	H	UAB	68 40								
190	A	North Texas	76 52	32	A	Ohio	49 72								
174	H	Old Dominion	58 61	278	H	Tennessee Tech	69 53								
87	H	Charlotte	72 67	98	H	Missouri St.	70 54								

Non-Div I Games:

Middle Tenn.

Average RPI Win:	252	WON-LOST	WINNING	LAST 10	STRENGTH OF	OPP. STRENGTH	TEAM	ADJ.	CONF.	ADJ CONF.
Average RPI Loss:	121	RECORD	PCT. RANK	GAMES	SCHEDULE	OF SCHEDULE	RPI	RPI	RPI	RPI
DIV. I ONLY	12- 8	114	7- 3	288	172	191	191	14	14	
DIV. I NON-CONF.	6- 5	146	2- 1	344	212	268	268	15	15	
TOTALS	RPI 1-25	RPI 26-50	W-L RECORDS	RPI 51-100	RPI 101-150	RPI 150+				
12- 8	0- 1	0- 0	OVERALL	0- 3	1- 2	11- 2				
6- 4	0- 1	0- 0	HOME	0- 1	0- 0	6- 2				
5- 4	0- 0	0- 0	AWAY	0- 2	1- 2	4- 0				
1- 0	0- 0	0- 0	NEUTRAL	0- 0	0- 0	1- 0				
6- 5	0- 0	0- 0	NON-CONFERENCE	0- 3	0- 1	6- 1				
3- 2	0- 0	0- 0	HOME	0- 1	0- 0	3- 1				
2- 3	0- 0	0- 0	AWAY	0- 2	0- 1	2- 0				
1- 0	0- 0	0- 0	NEUTRAL	0- 0	0- 0	1- 0				
6- 3	0- 1	0- 0	CONFERENCE	0- 0	1- 1	5- 1				
3- 2	0- 1	0- 0	HOME	0- 0	0- 0	3- 1				
3- 1	0- 0	0- 0	AWAY	0- 0	1- 1	2- 0				
0- 0	0- 0	0- 0	NEUTRAL	0- 0	0- 0	0- 0				

RPI 1-25				RPI 26-50				RPI 51-100				RPI 101+ Team's RPI: 191			
RPI	S	Opponent	Score	RPI	S	Opponent	Score	RPI	S	Opponent	Score	RPI	S	Opponent	Score
23	H	Green Bay	42 63					51	A	Miami (FL)	38 77	107	A	Wright St.	82 60
								77	H	Marquette	81 101	110	A	Youngstown St.	67 69
								82	A	Northwestern	44 69	135	A	Fla. Atlantic	67 71
												159	A	Northern Ky.	86 60
												188	H	Detroit	79 89
												194	H	Oakland	77 64
												197	H	Valparaiso	82 60
												208	H	Ill.-Chicago	54 53
												264	H	Northern Ill.	73 58
												280	N	La Salle	69 53
												295	H	UMKC	70 48
												299	H	Denver	49 56
												301	A	Cleveland St.	62 46
												334	H	IPFW	73 60
												338	A	Chicago St.	55 48
												342	A	Eastern Ill.	82 71
LAST 12 Division I GAMES:															
194	H	Oakland	77 64	301	A	Cleveland St.	62 46								
188	H	Detroit	79 89	110	A	Youngstown St.	67 69								
159	A	Northern Ky.	86 60	338	A	Chicago St.	55 48								
107	A	Wright St.	82 60	23	H	Green Bay	42 63								
197	H	Valparaiso	82 60	334	H	IPFW	73 60								
208	H	Ill.-Chicago	54 53	77	H	Marquette	81 101								

Non-Div I Games:

Milwaukee

■ Loss, 
 ■ Non-Conf, 
 S Site, 
 ■ Home 
 ■ Away 
 N Neutral

Average RPI Win:	184	WON-LOST	WINNING	LAST 10	STRENGTH OF	OPP. STRENGTH	TEAM	ADJ.	CONF.	ADJ CONF.
Average RPI Loss:	69	RECORD	PCT. RANK	GAMES	SCHEDULE	OF SCHEDULE	RPI	RPI	RPI	RPI
DIV. I ONLY	14- 7	82	6- 4	199	23	108	108	4	4	
DIV. I NON-CONF.	8- 3	77	2- 0	268	174	145	145	4	4	
TOTALS	RPI 1-25	RPI 26-50	W-L RECORDS	RPI 51-100	RPI 101-150	RPI 150+				
14- 7	0- 0	0- 3	OVERALL	3- 3	4- 0	7- 1				
10- 2	0- 0	0- 0	HOME	3- 1	3- 0	4- 1				
3- 4	0- 0	0- 3	AWAY	0- 1	1- 0	2- 0				
1- 1	0- 0	0- 0	NEUTRAL	0- 1	0- 0	1- 0				
8- 3	0- 0	0- 1	NON-CONFERENCE	1- 1	1- 0	6- 1				
6- 1	0- 0	0- 0	HOME	1- 0	1- 0	4- 1				
1- 1	0- 0	0- 1	AWAY	0- 0	0- 0	1- 0				
1- 1	0- 0	0- 0	NEUTRAL	0- 1	0- 0	1- 0				
6- 4	0- 0	0- 2	CONFERENCE	2- 2	3- 0	1- 0				
4- 1	0- 0	0- 0	HOME	2- 1	2- 0	0- 0				
2- 3	0- 0	0- 2	AWAY	0- 1	1- 0	1- 0				
0- 0	0- 0	0- 0	NEUTRAL	0- 0	0- 0	0- 0				

RPI S	Opponent	Score	RPI S	Opponent	Score	RPI S	Opponent	Score	RPI S	Opponent	Score	Team's RPI: 108
34	A Purdue	72 84	54	H Indiana	78 76	128	H Memphis	70 60				
38	A Duke	64 84	67	N Auburn	79 81	136	H Penn St.	98 85				
39	A Rutgers	55 66	71	A Michigan	76 92	143	A Illinois	106 75				
			71	H Michigan	86 93	143	H Illinois	82 77				
			82	H Northwestern	95 92	164	H New Mexico	53 72				
			94	H Maine	91 64	165	A Wisconsin	84 77				
						172	H North Dakota	57 47				
						199	N Stetson	72 69				
						283	H Towson	105 86				
						309	H Wofford	98 54				
						331	A Kent St.	85 73				
						336	H NJIT	83 50				
LAST 12 Division I GAMES:												
71	A Michigan	76 92	71	H Michigan	86 93							
143	H Illinois	82 77	143	A Illinois	106 75							
165	A Wisconsin	84 77	136	H Penn St.	98 85							
82	H Northwestern	95 92	39	A Rutgers	55 66							
54	H Indiana	78 76	336	H NJIT	83 50							
34	A Purdue	72 84	172	H North Dakota	57 47							

Non-Div I Games:

Minnesota

■ Loss, 
 ■ Non-Conf, 
 ■ S Site, 
 ■ H Home 
 ■ A Away 
 N Neutral

Average RPI Win:	163	WON-LOST	WINNING	LAST 10	STRENGTH OF	OPP. STRENGTH	TEAM	ADJ.	CONF.	ADJ CONF.
Average RPI Loss:	18	RECORD	PCT. RANK	GAMES	SCHEDULE	OF SCHEDULE	RPI	RPI	RPI	RPI
DIV. I ONLY	19- 4	20	7- 3	83	73	31	31	2	2	
DIV. I NON-CONF.	13- 1	9	3- 0	237	219	54	54	2	2	
TOTALS	RPI 1-25	RPI 26-50	W-L RECORDS	RPI 51-100	RPI 101-150	RPI 150+				
19- 4	2- 3	1- 1	OVERALL	2- 0	7- 0	7- 0				
12- 1	1- 1	0- 0	HOME	1- 0	4- 0	6- 0				
3- 3	1- 2	0- 1	AWAY	0- 0	1- 0	1- 0				
4- 0	0- 0	1- 0	NEUTRAL	1- 0	2- 0	0- 0				
13- 1	0- 1	1- 0	NON-CONFERENCE	1- 0	4- 0	7- 0				
8- 0	0- 0	0- 0	HOME	0- 0	2- 0	6- 0				
1- 1	0- 1	0- 0	AWAY	0- 0	0- 0	1- 0				
4- 0	0- 0	1- 0	NEUTRAL	1- 0	2- 0	0- 0				
6- 3	2- 2	0- 1	CONFERENCE	1- 0	3- 0	0- 0				
4- 1	1- 1	0- 0	HOME	1- 0	2- 0	0- 0				
2- 2	1- 1	0- 1	AWAY	0- 0	1- 0	0- 0				
0- 0	0- 0	0- 0	NEUTRAL	0- 0	0- 0	0- 0				

RPI 1-25				RPI 26-50				Team's RPI: 31	RPI 51-100				RPI 101+			
RPI	S	Opponent	Score	RPI	S	Opponent	Score		RPI	S	Opponent	Score	RPI	S	Opponent	Score
2	H	South Carolina	51 57	35	A	Georgia	43 47		67	H	Auburn	60 45	121	H	Samford	68 47
9	A	Texas	47 53	41	N	South Fla.	68 58		73	N	FGCU	65 60	126	N	Western Mich.	90 68
12	H	Tennessee	65 63										131	H	Ole Miss	79 51
24	A	Missouri	54 66										134	A	Arkansas	65 55
25	A	Florida	76 70										134	H	Arkansas	80 55
													145	H	Southern Miss.	78 65
													147	N	SMU	72 70
													163	A	Louisiana Tech	93 63
													216	H	Grambling	107 43
													250	H	Tennessee St.	82 54
													294	H	Savannah St.	92 25
													315	H	Southeastern La.	81 41
													345	H	Mississippi Val.	109 37
													349	H	Norfolk St.	92 34
LAST 12 Division I GAMES:																
134	A	Arkansas	65 55	134	H	Arkansas	80 55									
12	H	Tennessee	65 63	67	H	Auburn	60 45									
2	H	South Carolina	51 57	25	A	Florida	76 70									
35	A	Georgia	43 47	41	N	South Fla.	68 58									
131	H	Ole Miss	79 51	315	H	Southeastern La.	81 41									
24	A	Missouri	54 66	147	N	SMU	72 70									

Non-Div I Games:

Mississippi St.

■ Loss, 
■ Non-Conf, S Site, 
■ Home 
■ Away 
N Neutral

Average RPI Win:	330	WON-LOST	WINNING	LAST 10	STRENGTH OF	OPP. STRENGTH	TEAM	ADJ.	CONF.	ADJ CONF.
Average RPI Loss:	207	RECORD	PCT. RANK	GAMES	SCHEDULE	OF SCHEDULE	RPI	RPI	RPI	RPI
DIV. I ONLY	1- 16	343	1- 9	303	298	345	345	32	32	
DIV. I NON-CONF.	0- 8	338	0- 2	150	69	317	317	31	31	
TOTALS	RPI 1-25	RPI 26-50	W-L RECORDS	RPI 51-100	RPI 101-150	RPI 150+				
1- 16	0- 0	0- 2	OVERALL	0- 0	0- 4	1- 10				
1- 4	0- 0	0- 0	HOME	0- 0	0- 0	1- 4				
0- 11	0- 0	0- 2	AWAY	0- 0	0- 4	0- 5				
0- 1	0- 0	0- 0	NEUTRAL	0- 0	0- 0	0- 1				
0- 8	0- 0	0- 2	NON-CONFERENCE	0- 0	0- 4	0- 2				
0- 0	0- 0	0- 0	HOME	0- 0	0- 0	0- 0				
0- 7	0- 0	0- 2	AWAY	0- 0	0- 4	0- 1				
0- 1	0- 0	0- 0	NEUTRAL	0- 0	0- 0	0- 1				
1- 8	0- 0	0- 0	CONFERENCE	0- 0	0- 0	1- 8				
1- 4	0- 0	0- 0	HOME	0- 0	0- 0	1- 4				
0- 4	0- 0	0- 0	AWAY	0- 0	0- 0	0- 4				
0- 0	0- 0	0- 0	NEUTRAL	0- 0	0- 0	0- 0				

RPI S	Opponent	Score	RPI S	Opponent	Score	RPI S	Opponent	Score	RPI S	Opponent	Score	Team's RPI: 345
31	A Mississippi St.	37 109	49	A Vanderbilt	39 89				131	A Ole Miss	61 97	
									134	A Arkansas	46 86	
									142	A Alabama	35 98	
									145	A Southern Miss.	55 71	
									153	A UAB	33 80	
									182	H Southern U.	36 99	
									216	H Grambling	52 65	
									254	A Texas Southern	38 76	
									271	A Prairie View	57 80	
									293	A Alabama St.	50 100	
									319	N Nicholls St.	54 63	
									324	H Jackson St.	46 72	
									328	H Alcorn	66 81	
									330	H Ark.-Pine Bluff	62 60	
									344	A Alabama A&M	68 79	
LAST 12 Division I GAMES:												
216	H Grambling	52 65	344	A Alabama A&M	68 79							
324	H Jackson St.	46 72	293	A Alabama St.	50 100							
271	A Prairie View	57 80	330	H Ark.-Pine Bluff	62 60							
254	A Texas Southern	38 76	134	A Arkansas	46 86							
182	H Southern U.	36 99	153	A UAB	33 80							
328	H Alcorn	66 81	319	N Nicholls St.	54 63							

Non-Div I Games: Philander Smith 64 53 Blue Mountain 72 67

Mississippi Val.

Loss, Non-Conf, S Site, H Home A Away N Neutral

Average RPI Win:	150	WON-LOST	WINNING	LAST 10	STRENGTH OF	OPP. STRENGTH	TEAM	ADJ.	CONF.	ADJ CONF.
Average RPI Loss:	41	RECORD	PCT. RANK	GAMES	SCHEDULE	OF SCHEDULE	RPI	RPI	RPI	RPI
DIV. I ONLY	18- 4	23	6- 4	79	30	24	24	2	2	
DIV. I NON-CONF.	13- 0	1	3- 0	229	122	28	28	2	2	
TOTALS	RPI 1-25	RPI 26-50	W-L RECORDS	RPI 51-100	RPI 101-150	RPI 150+				
18- 4	1- 3	2- 0	OVERALL	3- 0	5- 1	7- 0				
11- 1	1- 1	1- 0	HOME	1- 0	4- 0	4- 0				
6- 3	0- 1	1- 0	AWAY	2- 0	1- 0	2- 0				
1- 0	0- 0	0- 0	NEUTRAL	0- 0	0- 0	1- 0				
13- 0	0- 0	0- 0	NON-CONFERENCE	3- 0	3- 0	7- 0				
8- 0	0- 0	0- 0	HOME	1- 0	3- 0	4- 0				
4- 0	0- 0	0- 0	AWAY	2- 0	0- 0	2- 0				
1- 0	0- 0	0- 0	NEUTRAL	0- 0	0- 0	1- 0				
5- 4	1- 3	2- 0	CONFERENCE	0- 0	2- 1	0- 0				
3- 1	1- 1	1- 0	HOME	0- 0	1- 0	0- 0				
2- 3	0- 2	1- 0	AWAY	0- 0	1- 1	0- 0				
0- 0	0- 0	0- 0	NEUTRAL	0- 0	0- 0	0- 0				

RPI 1-25				RPI 26-50				RPI 51-100				RPI 101+			
RPI	S	Opponent	Score	RPI	S	Opponent	Score	RPI	S	Opponent	Score	RPI	S	Opponent	Score
2	A	South Carolina	58 83	31	H	Mississippi St.	66 54	53	A	St. Mary's (CA)	95 78	112	H	LSU	52 46
12	H	Tennessee	55 71	35	A	Georgia	54 48	87	H	Charlotte	88 71	131	A	Ole Miss	60 46
16	A	Texas A&M	77 81					98	A	Missouri St.	71 55	134	A	Arkansas	52 64
25	H	Florida	79 64									144	H	SIUE	75 46
												148	H	Wake Forest	94 81
												149	H	Texas St.	82 56
												158	A	Colorado	79 75
												179	H	Southeast Mo. St.	74 32
												200	N	Northeastern	69 56
												244	H	Loyola Marymount	80 48
												287	H	Lamar	91 57
												290	A	Wichita St.	57 37
												330	H	Ark.-Pine Bluff	85 34
LAST 12 Division I GAMES:															
131	A	Ole Miss	60 46	2	A	South Carolina	58 83								
112	H	LSU	52 46	35	A	Georgia	54 48								
25	H	Florida	79 64	12	H	Tennessee	55 71								
16	A	Texas A&M	77 81	87	H	Charlotte	88 71								
134	A	Arkansas	52 64	149	H	Texas St.	82 56								
31	H	Mississippi St.	66 54	287	H	Lamar	91 57								

Non-Div I Games:

Missouri

■ Loss, 
■ Non-Conf, S Site, 
■ Home 
■ Away 
N Neutral

Average RPI Win:	212	WON-LOST	WINNING	LAST 10	STRENGTH OF	OPP. STRENGTH	TEAM	ADJ.	CONF.	ADJ CONF.
Average RPI Loss:	62	RECORD	PCT. RANK	GAMES	SCHEDULE	OF SCHEDULE	RPI	RPI	RPI	RPI
DIV. I ONLY	13- 7	90	8- 2	134	112	98	98	21	21	
DIV. I NON-CONF.	6- 5	146	2- 1	29	26	76	76	17	17	
TOTALS	RPI 1-25	RPI 26-50	W-L RECORDS	RPI 51-100	RPI 101-150	RPI 150+				
13- 7	0- 3	0- 0	OVERALL	0- 2	3- 2	10- 0				
4- 4	0- 2	0- 0	HOME	0- 0	1- 2	3- 0				
8- 1	0- 0	0- 0	AWAY	0- 1	2- 0	6- 0				
1- 2	0- 1	0- 0	NEUTRAL	0- 1	0- 0	1- 0				
6- 5	0- 3	0- 0	NON-CONFERENCE	0- 2	2- 0	4- 0				
2- 2	0- 2	0- 0	HOME	0- 0	0- 0	2- 0				
3- 1	0- 0	0- 0	AWAY	0- 1	2- 0	1- 0				
1- 2	0- 1	0- 0	NEUTRAL	0- 1	0- 0	1- 0				
7- 2	0- 0	0- 0	CONFERENCE	0- 0	1- 2	6- 0				
2- 2	0- 0	0- 0	HOME	0- 0	1- 2	1- 0				
5- 0	0- 0	0- 0	AWAY	0- 0	0- 0	5- 0				
0- 0	0- 0	0- 0	NEUTRAL	0- 0	0- 0	0- 0				

RPI 1-25				RPI 26-50				RPI 51-100 Team's RPI: 98				RPI 101+			
RPI	S	Opponent	Score	RPI	S	Opponent	Score	RPI	S	Opponent	Score	RPI	S	Opponent	Score
6	N	Stanford	65 82					76	A	Middle Tenn.	54 70	102	H	Drake	75 82
15	H	Oklahoma St.	55 74					94	N	Maine	65 69	114	H	UNI	60 65
24	H	Missouri	55 71									131	A	Ole Miss	91 78
												134	A	Arkansas	69 54
												139	H	Southern Ill.	82 77
												154	H	Oral Roberts	72 64
												157	A	Loyola Chicago	73 62
												175	A	Little Rock	64 58
												187	N	Marist	77 45
												213	H	Eastern Ky.	87 63
												243	A	Indiana St.	59 51
												290	A	Wichita St.	77 57
												303	A	Bradley	55 44
												310	H	Evansville	77 70
												317	A	Illinois St.	73 51
LAST 12 Division I GAMES:															
290	A	Wichita St.	77 57	102	H	Drake	75 82								
139	H	Southern Ill.	82 77	243	A	Indiana St.	59 51								
310	H	Evansville	77 70	317	A	Illinois St.	73 51								
157	A	Loyola Chicago	73 62	175	A	Little Rock	64 58								
303	A	Bradley	55 44	76	A	Middle Tenn.	54 70								
114	H	UNI	60 65	154	H	Oral Roberts	72 64								

Non-Div I Games: MidAmerica Naz. 88 61

Missouri St.

Loss, Non-Conf, S Site, H Home A Away N Neutral

Average RPI Win:	256	WON-LOST	WINNING	LAST 10	STRENGTH OF	OPP. STRENGTH	TEAM	ADJ.	CONF.	ADJ CONF.
Average RPI Loss:	201	RECORD	PCT. RANK	GAMES	SCHEDULE	OF SCHEDULE	RPI	RPI	RPI	RPI
DIV. I ONLY	7- 14	257	4- 6	296	305	297	297	23	23	
DIV. I NON-CONF.	2- 7	280	1- 1	328	326	341	341	24	24	
TOTALS	RPI 1-25	RPI 26-50	W-L RECORDS	RPI 51-100	RPI 101-150	RPI 150+				
7- 14	0- 0	0- 1	OVERALL	0- 0	1- 3	6- 10				
5- 6	0- 0	0- 0	HOME	0- 0	1- 2	4- 4				
2- 8	0- 0	0- 1	AWAY	0- 0	0- 1	2- 6				
0- 0	0- 0	0- 0	NEUTRAL	0- 0	0- 0	0- 0				
2- 7	0- 0	0- 1	NON-CONFERENCE	0- 0	0- 1	2- 5				
1- 3	0- 0	0- 0	HOME	0- 0	0- 1	1- 2				
1- 4	0- 0	0- 1	AWAY	0- 0	0- 0	1- 3				
0- 0	0- 0	0- 0	NEUTRAL	0- 0	0- 0	0- 0				
5- 7	0- 0	0- 0	CONFERENCE	0- 0	1- 2	4- 5				
4- 3	0- 0	0- 0	HOME	0- 0	1- 1	3- 2				
1- 4	0- 0	0- 0	AWAY	0- 0	0- 1	1- 3				
0- 0	0- 0	0- 0	NEUTRAL	0- 0	0- 0	0- 0				

RPI S	Opponent	Score	RPI S	Opponent	Score	RPI S	Opponent	Score	RPI S	Opponent	Score	Team's RPI: 297
48	A Princeton	70 81							118	H Iona	49 64	
									119	H Eastern Mich.	68 78	
									130	A Quinnipiac	58 85	
									130	H Quinnipiac	63 60	
									187	A Marist	55 78	
									187	H Marist	60 52	
									207	H Robert Morris	47 60	
									210	A Siena	54 64	
									210	H Siena	63 69	
									214	A Lehigh	88 95	
									223	H Fairfield	60 68	
									233	A Providence	59 71	
									246	H Manhattan	72 62	
									280	H La Salle	50 65	
									286	H Niagara	83 60	
									298	A Rider	87 75	
									300	A Colgate	86 80	
									314	A Fairleigh Dickinson	75 81	
									325	A Saint Peter's	62 67	
									346	H St. Francis Brooklyn	63 54	
LAST 12 Division I GAMES:												
246	H Manhattan	72 62	210	A Siena	54 64							
223	H Fairfield	60 68	187	H Marist	60 52							
130	A Quinnipiac	58 85	325	A Saint Peter's	62 67							
118	H Iona	49 64	130	H Quinnipiac	63 60							
298	A Rider	87 75	280	H La Salle	50 65							
187	A Marist	55 78	346	H St. Francis Brooklyn	63 54							

Non-Div I Games:

Monmouth



Average RPI Win: <b>228</b>	WON-LOST	WINNING	LAST 10	STRENGTH OF	OPP. STRENGTH	TEAM	ADJ.	CONF.	ADJ CONF.
Average RPI Loss: <b>174</b>	RECORD	PCT. RANK	GAMES	SCHEDULE	OF SCHEDULE	RPI	RPI	RPI	RPI
DIV. I ONLY	10- 9	158	5- 5	279	202	220	220	18	18
DIV. I NON-CONF.	6- 4	125	2- 1	252	226	186	186	19	19
TOTALS	RPI 1-25	RPI 26-50	W-L RECORDS	RPI 51-100	RPI 101-150	RPI 150+			
10- 9	0- 0	0- 0	OVERALL	1- 1	2- 1	7- 7			
8- 2	0- 0	0- 0	HOME	0- 0	2- 0	6- 2			
1- 7	0- 0	0- 0	AWAY	0- 1	0- 1	1- 5			
1- 0	0- 0	0- 0	NEUTRAL	1- 0	0- 0	0- 0			
6- 4	0- 0	0- 0	NON-CONFERENCE	1- 1	2- 0	3- 3			
5- 1	0- 0	0- 0	HOME	0- 0	2- 0	3- 1			
0- 3	0- 0	0- 0	AWAY	0- 1	0- 0	0- 2			
1- 0	0- 0	0- 0	NEUTRAL	1- 0	0- 0	0- 0			
4- 5	0- 0	0- 0	CONFERENCE	0- 0	0- 1	4- 4			
3- 1	0- 0	0- 0	HOME	0- 0	0- 0	3- 1			
1- 4	0- 0	0- 0	AWAY	0- 0	0- 1	1- 3			
0- 0	0- 0	0- 0	NEUTRAL	0- 0	0- 0	0- 0			

RPI S	Opponent	Score	RPI S	Opponent	Score	RPI S	Opponent	Score	RPI S	Opponent	Score
						61 A	Colorado St.	43 75	117 A	Idaho	61 78
						74 N	Drexel	58 50	135 H	Fla. Atlantic	83 69
									138 H	Pacific	64 54
									155 A	Montana St.	52 61
									172 H	North Dakota	59 61
									180 A	Eastern Wash.	65 67
									183 H	Northern Colo.	58 46
									205 A	Sacramento St.	75 83
									214 A	Lehigh	53 80
									221 H	Seattle	44 58
									226 H	Utah St.	86 70
									245 A	Wyoming	61 68
									261 H	Northern Ariz.	81 58
									269 H	Portland	90 67
									322 A	Portland St.	79 58
									335 H	Southern Utah	66 60
									341 H	Cal St. Fullerton	86 51
LAST 12 Division I GAMES:											
155 A	Montana St.	52 61	322 A	Portland St.	79 58						
180 A	Eastern Wash.	65 67	335 H	Southern Utah	66 60						
117 A	Idaho	61 78	261 H	Northern Ariz.	81 58						
172 H	North Dakota	59 61	226 H	Utah St.	86 70						
183 H	Northern Colo.	58 46	135 H	Fla. Atlantic	83 69						
205 A	Sacramento St.	75 83	245 A	Wyoming	61 68						

Non-Div I Games: Mont. St.-Northern 80 32

Montana

Loss, Non-Conf, S Site, H Home A Away N Neutral

Average RPI Win:	252	WON-LOST	WINNING	LAST 10	STRENGTH OF	OPP. STRENGTH	TEAM	ADJ.	CONF.	ADJ CONF.
Average RPI Loss:	151	RECORD	PCT. RANK	GAMES	SCHEDULE	OF SCHEDULE	RPI	RPI	RPI	RPI
DIV. I ONLY	13- 5	61	8- 1	332	185	155	155	18	18	
DIV. I NON-CONF.	5- 4	138	0- 1	333	220	232	232	19	19	
TOTALS	RPI 1-25	RPI 26-50	W-L RECORDS	RPI 51-100	RPI 101-150	RPI 150+				
13- 5	0- 0	0- 0	OVERALL	0- 2	1- 0	12- 3				
7- 1	0- 0	0- 0	HOME	0- 1	0- 0	7- 0				
5- 4	0- 0	0- 0	AWAY	0- 1	1- 0	4- 3				
1- 0	0- 0	0- 0	NEUTRAL	0- 0	0- 0	1- 0				
5- 4	0- 0	0- 0	NON-CONFERENCE	0- 2	0- 0	5- 2				
2- 1	0- 0	0- 0	HOME	0- 1	0- 0	2- 0				
2- 3	0- 0	0- 0	AWAY	0- 1	0- 0	2- 2				
1- 0	0- 0	0- 0	NEUTRAL	0- 0	0- 0	1- 0				
8- 1	0- 0	0- 0	CONFERENCE	0- 0	1- 0	7- 1				
5- 0	0- 0	0- 0	HOME	0- 0	0- 0	5- 0				
3- 1	0- 0	0- 0	AWAY	0- 0	1- 0	2- 1				
0- 0	0- 0	0- 0	NEUTRAL	0- 0	0- 0	0- 0				

RPI 1-25				RPI 26-50				RPI 51-100				RPI 101+ Team's RPI: 155					
RPI	S	Opponent	Score	RPI	S	Opponent	Score	RPI	S	Opponent	Score	RPI	S	Opponent	Score		
								69	H	San Diego	49	62	117	A	Idaho	62	59
								84	A	Gonzaga	52	65	172	H	North Dakota	69	61
													176	A	Cal Poly	57	66
													180	A	Eastern Wash.	69	81
													183	H	Northern Colo.	66	58
													205	A	Sacramento St.	80	79
													220	H	Montana	61	52
													221	A	Seattle	80	51
													245	A	Wyoming	69	75
													261	H	Northern Ariz.	86	77
													269	H	Portland	86	57
													310	N	Evansville	81	55
													316	A	Nevada	66	53
													322	A	Portland St.	106	59
													335	H	Southern Utah	86	59
													341	H	Cal St. Fullerton	89	66
LAST 12 Division I GAMES:																	
				220	H	Montana	61	52					205	A	Sacramento St.	80	79
				117	A	Idaho	62	59					261	H	Northern Ariz.	86	77
				180	A	Eastern Wash.	69	81					335	H	Southern Utah	86	59
				183	H	Northern Colo.	66	58					245	A	Wyoming	69	75
				172	H	North Dakota	69	61					84	A	Gonzaga	52	65
				322	A	Portland St.	106	59					341	H	Cal St. Fullerton	89	66

Non-Div I Games: Montana Western 74 36 Carroll (MT) 74 34

Montana St.

Average RPI Win:	302	WON-LOST	WINNING	LAST 10	STRENGTH OF	OPP. STRENGTH	TEAM	ADJ.	CONF.	ADJ CONF.
Average RPI Loss:	183	RECORD	PCT. RANK	GAMES	SCHEDULE	OF SCHEDULE	RPI	RPI	RPI	RPI
DIV. I ONLY	7- 15	264	3- 7	306	291	289	289	24	24	
DIV. I NON-CONF.	4- 8	234	1- 1	291	310	272	272	23	23	
TOTALS	RPI 1-25	RPI 26-50	W-L RECORDS	RPI 51-100	RPI 101-150	RPI 150+				
7- 15	0- 1	0- 1	OVERALL	0- 1	0- 3	7- 9				
4- 5	0- 0	0- 0	HOME	0- 1	0- 0	4- 4				
3- 10	0- 0	0- 0	AWAY	0- 0	0- 0	3- 0				
0- 0	0- 0	0- 0	NEUTRAL	0- 0	0- 0	0- 0				
4- 8	0- 1	0- 1	NON-CONFERENCE	0- 0	0- 1	4- 5				
2- 2	0- 0	0- 0	HOME	0- 0	0- 0	2- 2				
2- 6	0- 1	0- 1	AWAY	0- 0	0- 1	2- 3				
0- 0	0- 0	0- 0	NEUTRAL	0- 0	0- 0	0- 0				
3- 7	0- 0	0- 0	CONFERENCE	0- 1	0- 2	3- 4				
2- 3	0- 0	0- 0	HOME	0- 1	0- 0	2- 2				
1- 4	0- 0	0- 0	AWAY	0- 0	0- 2	1- 2				
0- 0	0- 0	0- 0	NEUTRAL	0- 0	0- 0	0- 0				

RPI	S	Opponent	Score	RPI	S	Opponent	Score	RPI	S	Opponent	Score	RPI	S	Opponent	Score	Team's RPI: 289
22	A	Kentucky	57 112	40	A	West Virginia	56 94	97	H	UT Martin	67 85	122	A	Belmont	71 99	
												139	A	Southern Ill.	69 102	
												144	A	SIUE	81 90	
												169	H	Marshall	101 104	
												179	H	Southeast Mo. St.	79 89	
												213	A	Eastern Ky.	93 100	
												237	H	USC Upstate	72 86	
												242	A	Miami (OH)	57 59	
												255	H	Austin Peay	75 96	
												259	A	UC Santa Barbara	78 93	
												260	A	Georgia St.	99 90	
												278	H	Tennessee Tech	75 71	
												279	H	Jacksonville St.	67 63	
												285	H	Kennesaw St.	83 77	
												292	A	Murray St.	79 83	
												327	A	Lipscomb	92 77	
												338	A	Chicago St.	71 75	
												342	A	Eastern Ill.	85 77	
												344	H	Alabama A&M	112 69	
LAST 12 Division I GAMES:																
122	A	Belmont	71 99	144	A	SIUE	81 90									
213	A	Eastern Ky.	93 100	97	H	UT Martin	67 85									
278	H	Tennessee Tech	75 71	179	H	Southeast Mo. St.	79 89									
279	H	Jacksonville St.	67 63	292	A	Murray St.	79 83									
255	H	Austin Peay	75 96	259	A	UC Santa Barbara	78 93									
342	A	Eastern Ill.	85 77	344	H	Alabama A&M	112 69									

Non-Div I Games: Ky. Christian 121 91 Mt. St. Joseph 117 53

Morehead St.

Loss, Non-Conf, S Site, H Home A Away N Neutral

Average RPI Win: <b>273</b>	WON-LOST	WINNING	LAST 10	STRENGTH OF	OPP. STRENGTH	TEAM	ADJ.	CONF.	ADJ CONF.
Average RPI Loss: <b>151</b>	RECORD	PCT. RANK	GAMES	SCHEDULE	OF SCHEDULE	RPI	RPI	RPI	RPI
DIV. I ONLY	7- 12	244	6- 4	161	323	240	240	30	30
DIV. I NON-CONF.	1- 10	330	1- 4	19	305	248	248	30	30
TOTALS	RPI 1-25	RPI 26-50	W-L RECORDS	RPI 51-100	RPI 101-150	RPI 150+			
7- 12	0- 1	0- 0	OVERALL	0- 3	1- 1	6- 7			
5- 3	0- 0	0- 0	HOME	0- 0	1- 0	4- 3			
2- 7	0- 0	0- 0	AWAY	0- 0	0- 0	2- 1			
0- 2	0- 0	0- 0	NEUTRAL	0- 1	0- 0	0- 1			
1- 10	0- 1	0- 0	NON-CONFERENCE	0- 3	1- 1	0- 5			
1- 2	0- 0	0- 0	HOME	0- 0	1- 0	0- 2			
0- 6	0- 1	0- 0	AWAY	0- 2	0- 1	0- 2			
0- 2	0- 0	0- 0	NEUTRAL	0- 1	0- 0	0- 1			
6- 2	0- 0	0- 0	CONFERENCE	0- 0	0- 0	6- 2			
4- 1	0- 0	0- 0	HOME	0- 0	0- 0	4- 1			
2- 1	0- 0	0- 0	AWAY	0- 0	0- 0	2- 1			
0- 0	0- 0	0- 0	NEUTRAL	0- 0	0- 0	0- 0			

RPI 1-25				RPI 26-50				RPI 51-100				RPI 101+ Team's RPI: 240			
RPI	S	Opponent	Score	RPI	S	Opponent	Score	RPI	S	Opponent	Score	RPI	S	Opponent	Score
20	A	Syracuse	61 <b>90</b>					61	N	Colorado St.	36 <b>54</b>	103	H	Bucknell	64 50
								65	A	James Madison	31 <b>92</b>	109	A	Stony Brook	42 <b>46</b>
								90	A	Virginia Tech	33 <b>73</b>	156	H	Hampton	51 <b>65</b>
												161	A	Brown	45 <b>72</b>
												184	H	UMBC	46 <b>65</b>
												207	A	Robert Morris	44 <b>76</b>
												210	N	Siena	46 <b>69</b>
												231	H	Coppin St.	72 51
												257	A	Bethune-Cookman	48 <b>63</b>
												295	H	UMKC	50 <b>59</b>
												296	A	UMES	77 69
												305	A	Florida A&M	67 62
												306	H	Delaware St.	56 49
												321	H	Howard	78 66
												349	H	Norfolk St.	67 58
LAST 12 Division I GAMES:															
231	H	Coppin St.	72 51	295	H	UMKC	50 <b>59</b>	103	H	Bucknell	64 50				
321	H	Howard	78 66	109	A	Stony Brook	42 <b>46</b>	184	H	UMBC	46 <b>65</b>				
257	A	Bethune-Cookman	48 <b>63</b>	90	A	Virginia Tech	33 <b>73</b>	156	H	Hampton	51 <b>65</b>				
305	A	Florida A&M	67 62												
296	A	UMES	77 69												
306	H	Delaware St.	56 49												

Non-Div I Games: Washington Adventis74 36

Morgan St.

Average RPI Win:	313	WON-LOST	WINNING	LAST 10	STRENGTH OF	OPP. STRENGTH	TEAM	ADJ.	CONF.	ADJ CONF.
Average RPI Loss:	231	RECORD	PCT. RANK	GAMES	SCHEDULE	OF SCHEDULE	RPI	RPI	RPI	RPI
DIV. I ONLY	5- 16	293	3- 7	330	349	339	339	31	31	
DIV. I NON-CONF.	2- 9	296	0- 2	306	331	324	324	32	32	
TOTALS	RPI 1-25	RPI 26-50	W-L RECORDS	RPI 51-100	RPI 101-150	RPI 150+				
5- 16	0- 0	0- 0	OVERALL	0- 1	0- 2	5- 13				
3- 7	0- 0	0- 0	HOME	0- 0	0- 0	3- 7				
2- 9	0- 0	0- 0	AWAY	0- 0	0- 0	2- 3				
0- 0	0- 0	0- 0	NEUTRAL	0- 0	0- 0	0- 0				
2- 9	0- 0	0- 0	NON-CONFERENCE	0- 1	0- 2	2- 6				
0- 4	0- 0	0- 0	HOME	0- 0	0- 0	0- 4				
2- 5	0- 0	0- 0	AWAY	0- 1	0- 2	2- 2				
0- 0	0- 0	0- 0	NEUTRAL	0- 0	0- 0	0- 0				
3- 7	0- 0	0- 0	CONFERENCE	0- 0	0- 0	3- 7				
3- 3	0- 0	0- 0	HOME	0- 0	0- 0	3- 3				
0- 4	0- 0	0- 0	AWAY	0- 0	0- 0	0- 4				
0- 0	0- 0	0- 0	NEUTRAL	0- 0	0- 0	0- 0				

RPI 1-25			RPI 26-50			RPI 51-100			RPI 101+			Team's RPI: 339
RPI	S	Opponent	Score	RPI	S	Opponent	Score	RPI	S	Opponent	Score	
						90 A Virginia Tech	42 59	103 A Bucknell			45 71	
								132 A Pittsburgh			57 74	
								192 H William & Mary			74 76	
								206 H Bryant			59 70	
								207 A Robert Morris			56 61	
								207 H Robert Morris			67 74	
								231 A Coppin St.			55 66	
								258 A Sacred Heart			58 61	
								263 H Loyola Maryland			63 65	
								275 A Saint Francis (PA)			57 87	
								281 A Campbell			53 62	
								282 H Central Conn. St.			54 48	
								286 H Niagara			51 53	
								296 A UMES			57 50	
								306 A Delaware St.			54 41	
								314 A Fairleigh Dickinson			53 66	
								321 H Howard			49 62	
								326 H LIU Brooklyn			51 61	
								337 H Wagner			64 55	
								346 H St. Francis Brooklyn			66 56	
LAST 12 Division I GAMES:												
207	H	Robert Morris	67 74	206	H	Bryant	59 70					
337	H	Wagner	64 55	282	H	Central Conn. St.	54 48					
258	A	Sacred Heart	58 61	346	H	St. Francis Brooklyn	66 56					
314	A	Fairleigh Dickinson	53 66	326	H	LIU Brooklyn	51 61					
207	A	Robert Morris	56 61	286	H	Niagara	51 53					
275	A	Saint Francis (PA)	57 87	90	A	Virginia Tech	42 59					

Non-Div I Games:

Mt. St. Mary's

Average RPI Win:	313	WON-LOST	WINNING	LAST 10	STRENGTH OF	OPP. STRENGTH	TEAM	ADJ.	CONF.	ADJ CONF.
Average RPI Loss:	178	RECORD	PCT. RANK	GAMES	SCHEDULE	OF SCHEDULE	RPI	RPI	RPI	RPI
DIV. I ONLY	5- 14	284	3- 7	256	316	292	292	24	24	
DIV. I NON-CONF.	2- 7	280	0- 2	234	330	269	269	23	23	
TOTALS	RPI 1-25	RPI 26-50	W-L RECORDS	RPI 51-100	RPI 101-150	RPI 150+				
5- 14	0- 1	0- 0	OVERALL	0- 1	0- 5	5- 7				
3- 4	0- 0	0- 0	HOME	0- 0	0- 3	3- 1				
2- 10	0- 1	0- 0	AWAY	0- 1	0- 2	2- 6				
0- 0	0- 0	0- 0	NEUTRAL	0- 0	0- 0	0- 0				
2- 7	0- 1	0- 0	NON-CONFERENCE	0- 0	0- 3	2- 3				
0- 2	0- 0	0- 0	HOME	0- 0	0- 2	0- 0				
2- 5	0- 1	0- 0	AWAY	0- 0	0- 1	2- 3				
0- 0	0- 0	0- 0	NEUTRAL	0- 0	0- 0	0- 0				
3- 7	0- 0	0- 0	CONFERENCE	0- 1	0- 2	3- 4				
3- 2	0- 0	0- 0	HOME	0- 0	0- 1	3- 1				
0- 5	0- 0	0- 0	AWAY	0- 1	0- 1	0- 3				
0- 0	0- 0	0- 0	NEUTRAL	0- 0	0- 0	0- 0				

RPI 1-25				RPI 26-50				RPI 51-100				RPI 101+ Team's RPI: 292			
RPI	S	Opponent	Score	RPI	S	Opponent	Score	RPI	S	Opponent	Score	RPI	S	Opponent	Score
11	A	Florida St.	59 101					97	A	UT Martin	62 92	116	A	Central Ark.	40 50
												116	H	Central Ark.	51 61
												122	A	Belmont	61 87
												139	H	Southern Ill.	57 70
												144	H	SIUE	61 64
												178	A	Jacksonville	54 79
												179	A	Southeast Mo. St.	59 96
												213	A	Eastern Ky.	60 72
												250	A	Tennessee St.	58 69
												278	H	Tennessee Tech	56 50
												279	H	Jacksonville St.	71 74
												289	H	Morehead St.	83 79
												310	A	Evansville	73 54
												317	A	Illinois St.	76 81
												327	A	Lipscomb	85 93
												342	H	Eastern Ill.	66 56
												344	A	Alabama A&M	76 59
LAST 12 Division I GAMES:															
179	A	Southeast Mo. St.	59 96	122	A	Belmont	61 87								
97	A	UT Martin	62 92	279	H	Jacksonville St.	71 74								
342	H	Eastern Ill.	66 56	278	H	Tennessee Tech	56 50								
144	H	SIUE	61 64	289	H	Morehead St.	83 79								
213	A	Eastern Ky.	60 72	11	A	Florida St.	59 101								
250	A	Tennessee St.	58 69	178	A	Jacksonville	54 79								

Non-Div I Games: Blue Mountain 89 64 Oakland City 91 75

Murray St.

Loss, Non-Conf, S Site, H Home A Away N Neutral

Average RPI Win:	317	WON-LOST	WINNING	LAST 10	STRENGTH OF	OPP. STRENGTH	TEAM	ADJ.	CONF.	ADJ CONF.
Average RPI Loss:	170	RECORD	PCT. RANK	GAMES	SCHEDULE	OF SCHEDULE	RPI	RPI	RPI	RPI
DIV. I ONLY	8- 10	207	5- 4	336	259	276	276	30	30	
DIV. I NON-CONF.	2- 7	280	1- 3	177	184	262	262	30	30	
TOTALS	RPI 1-25	RPI 26-50	W-L RECORDS	RPI 51-100	RPI 101-150	RPI 150+				
8- 10	0- 1	0- 1	OVERALL	0- 2	0- 0	8- 6				
3- 4	0- 0	0- 0	HOME	0- 2	0- 0	3- 2				
3- 5	0- 1	0- 0	AWAY	0- 0	0- 0	3- 4				
2- 1	0- 0	0- 1	NEUTRAL	0- 0	0- 0	2- 0				
2- 7	0- 1	0- 1	NON-CONFERENCE	0- 2	0- 0	2- 3				
0- 2	0- 0	0- 0	HOME	0- 2	0- 0	0- 0				
0- 4	0- 1	0- 0	AWAY	0- 0	0- 0	0- 3				
2- 1	0- 0	0- 1	NEUTRAL	0- 0	0- 0	2- 0				
6- 3	0- 0	0- 0	CONFERENCE	0- 0	0- 0	6- 3				
3- 2	0- 0	0- 0	HOME	0- 0	0- 0	3- 2				
3- 1	0- 0	0- 0	AWAY	0- 0	0- 0	3- 1				
0- 0	0- 0	0- 0	NEUTRAL	0- 0	0- 0	0- 0				

RPI S	Opponent	Score	RPI S	Opponent	Score	RPI S	Opponent	Score	RPI S	Opponent	Score	Team's RPI: 276
5	A Ohio St.	56 89	26	N Duquesne	67 81	73	H FGCU	36 60	156	H Hampton	52 55	
						96	H VCU	49 64	231	A Coppin St.	59 65	
									249	A Navy	48 52	
									281	A Campbell	55 56	
									290	A Wichita St.	53 55	
									294	A Savannah St.	69 59	
									294	H Savannah St.	60 31	
									296	H UMES	50 56	
									306	A Delaware St.	84 64	
									307	A South Carolina St.	57 54	
									321	H Howard	88 70	
									329	N North Dakota St.	72 64	
									335	N Southern Utah	78 65	
									349	H Norfolk St.	64 53	
LAST 12 Division I GAMES:												
294	H Savannah St.	60 31	294	A Savannah St.	69 59							
306	A Delaware St.	84 64	96	H VCU	49 64							
231	A Coppin St.	59 65	290	A Wichita St.	53 55							
349	H Norfolk St.	64 53	329	N North Dakota St.	72 64							
156	H Hampton	52 55	5	A Ohio St.	56 89							
307	A South Carolina St.	57 54	296	H UMES	50 56							

Non-Div I Games: Pfeiffer 74 55 North Greenville 64 37

N.C. A&amp;T

Loss, Non-Conf, S Site, H Home A Away N Neutral

Average RPI Win:	<b>289</b>	WON-LOST	WINNING	LAST 10	STRENGTH OF	OPP. STRENGTH	TEAM	ADJ.	CONF.	ADJ CONF.
Average RPI Loss:	<b>252</b>	RECORD	PCT. RANK	GAMES	SCHEDULE	OF SCHEDULE	RPI	RPI	RPI	RPI
DIV. I ONLY	<b>3- 15</b>	<b>323</b>	<b>2- 7</b>	<b>346</b>	<b>333</b>	<b>348</b>	<b>348</b>	<b>30</b>	<b>30</b>	
DIV. I NON-CONF.	<b>1- 9</b>	<b>325</b>	<b>1- 4</b>	<b>319</b>	<b>324</b>	<b>347</b>	<b>347</b>	<b>30</b>	<b>30</b>	
TOTALS	RPI 1-25	RPI 26-50	W-L RECORDS	RPI 51-100	RPI 101-150	RPI 150+				
3- 15	0- 0	0- 0	OVERALL	0- 2	0- 0	3- 13				
3- 3	0- 0	0- 0	HOME	0- 0	0- 0	3- 3				
0- 12	0- 0	0- 0	AWAY	0- 2	0- 0	0- 10				
0- 0	0- 0	0- 0	NEUTRAL	0- 0	0- 0	0- 0				
1- 9	0- 0	0- 0	NON-CONFERENCE	0- 2	0- 0	1- 7				
1- 1	0- 0	0- 0	HOME	0- 0	0- 0	1- 1				
0- 8	0- 0	0- 0	AWAY	0- 2	0- 0	0- 6				
0- 0	0- 0	0- 0	NEUTRAL	0- 0	0- 0	0- 0				
2- 6	0- 0	0- 0	CONFERENCE	0- 0	0- 0	2- 6				
2- 2	0- 0	0- 0	HOME	0- 0	0- 0	2- 2				
0- 4	0- 0	0- 0	AWAY	0- 0	0- 0	0- 4				
0- 0	0- 0	0- 0	NEUTRAL	0- 0	0- 0	0- 0				

RPI 1-25			RPI 26-50			RPI 51-100			RPI 101+ Team's RPI: 348		
RPI	S	Opponent	Score	RPI	S	Opponent	Score	RPI	S	Opponent	Score
								156	H	Hampton	42 <b>76</b>
								203	A	Presbyterian	50 <b>60</b>
								222	H	Furman	66 61
								237	A	USC Upstate	46 <b>68</b>
								281	H	Campbell	48 <b>57</b>
								288	A	UNCG	56 <b>103</b>
								294	A	Savannah St.	39 <b>57</b>
								296	H	UMES	49 46
								304	A	Longwood	49 <b>60</b>
								305	A	Florida A&M	45 <b>55</b>
								306	A	Delaware St.	56 <b>66</b>
								307	A	South Carolina St.	51 <b>58</b>
								309	A	Wofford	37 <b>60</b>
								313	A	Winthrop	39 <b>62</b>
								321	H	Howard	61 <b>68</b>
								349	H	Norfolk St.	63 62
LAST 12 Division I GAMES:											
305	A	Florida A&M	45 <b>55</b>	222	H	Furman	66 61				
306	A	Delaware St.	56 <b>66</b>	288	A	UNCG	56 <b>103</b>				
156	H	Hampton	42 <b>76</b>	203	A	Presbyterian	50 <b>60</b>				
349	H	Norfolk St.	63 62	237	A	USC Upstate	46 <b>68</b>				
294	A	Savannah St.	39 <b>57</b>	309	A	Wofford	37 <b>60</b>				
307	A	South Carolina St.	51 <b>58</b>	321	H	Howard	61 <b>68</b>				

Non-Div I Games:

N.C. Central

■ Loss, 
   Non-Conf, 
   S Site, 
 ■ Home 
   A Away 
 N Neutral



Average RPI Win:	326	WON-LOST	WINNING	LAST 10	STRENGTH OF	OPP. STRENGTH	TEAM	ADJ.	CONF.	ADJ CONF.
Average RPI Loss:	209	RECORD	PCT. RANK	GAMES	SCHEDULE	OF SCHEDULE	RPI	RPI	RPI	RPI
DIV. I ONLY	1- 18	344	0- 10	203	344	336	336	29	29	
DIV. I NON-CONF.	1- 12	337	0- 6	239	345	337	337	27	27	
TOTALS	RPI 1-25	RPI 26-50	W-L RECORDS	RPI 51-100	RPI 101-150	RPI 150+				
1- 18	0- 0	0- 0	OVERALL	0- 3	0- 1	1- 14				
0- 9	0- 0	0- 0	HOME	0- 1	0- 0	0- 8				
1- 9	0- 0	0- 0	AWAY	0- 2	0- 1	1- 6				
0- 0	0- 0	0- 0	NEUTRAL	0- 0	0- 0	0- 0				
1- 12	0- 0	0- 0	NON-CONFERENCE	0- 2	0- 1	1- 9				
0- 6	0- 0	0- 0	HOME	0- 1	0- 0	0- 5				
1- 6	0- 0	0- 0	AWAY	0- 1	0- 1	1- 4				
0- 0	0- 0	0- 0	NEUTRAL	0- 0	0- 0	0- 0				
0- 6	0- 0	0- 0	CONFERENCE	0- 1	0- 0	0- 5				
0- 3	0- 0	0- 0	HOME	0- 0	0- 0	0- 3				
0- 3	0- 0	0- 0	AWAY	0- 1	0- 0	0- 2				
0- 0	0- 0	0- 0	NEUTRAL	0- 0	0- 0	0- 0				

RPI 1-25				RPI 26-50				RPI 51-100				RPI 101+				Team's RPI: 336	
RPI	S	Opponent	Score	RPI	S	Opponent	Score	RPI	S	Opponent	Score	RPI	S	Opponent	Score		
								73	A	FGCU	37	70	108	A	Minnesota	50	83
								75	H	Army West Point	35	71	161	H	Brown	49	74
								89	A	Virginia	54	81	169	A	Marshall	50	63
												178	H	Jacksonville	36	65	
												199	A	Stetson	55	60	
												214	H	Lehigh	47	75	
												215	A	Binghamton	50	54	
												235	A	Columbia	52	72	
												237	H	USC Upstate	41	58	
												272	H	Dartmouth	39	46	
												277	H	Vermont	46	54	
												285	A	Kennesaw St.	48	64	
												308	H	North Florida	51	68	
												326	A	LIU Brooklyn	53	44	
												329	H	North Dakota St.	59	64	
												337	A	Wagner	53	76	
LAST 12 Division I GAMES:																	
285	A	Kennesaw St.	48	64	237	H	USC Upstate	41	58								
178	H	Jacksonville	36	65	161	H	Brown	49	74								
308	H	North Florida	51	68	272	H	Dartmouth	39	46								
73	A	FGCU	37	70	108	A	Minnesota	50	83								
199	A	Stetson	55	60	329	H	North Dakota St.	59	64								
235	A	Columbia	52	72	277	H	Vermont	46	54								

Non-Div I Games: St. Joseph (VT) 71 50 St. Joseph's (Brklr) 78 41

NJIT

Loss, Non-Conf, S Site, H Home A Away N Neutral

[illegible]

Navy

Page 186

## Nebraska

Through Games Of Feb. 3, 2016

Average RPI Win:	167	WON-LOST	WINNING	LAST 10	STRENGTH OF	OPP. STRENGTH	TEAM	ADJ.	CONF.	ADJ CONF.
Average RPI Loss:	41	RECORD	PCT. RANK	GAMES	SCHEDULE	OF SCHEDULE	RPI	RPI	RPI	RPI
DIV. I ONLY	16- 6	55	7- 3	138	19	62	62	4	4	
DIV. I NON-CONF.	9- 2	37	1- 0	241	123	88	88	4	4	
TOTALS	RPI 1-25	RPI 26-50	W-L RECORDS	RPI 51-100	RPI 101-150	RPI 150+				
16- 6	0- 2	3- 2	OVERALL	2- 2	4- 0	7- 0				
13- 1	0- 0	2- 1	HOME	1- 0	3- 0	7- 0				
3- 5	0- 2	1- 1	AWAY	1- 2	1- 0	0- 0				
0- 0	0- 0	0- 0	NEUTRAL	0- 0	0- 0	0- 0				
9- 2	0- 1	1- 0	NON-CONFERENCE	1- 1	1- 0	6- 0				
9- 0	0- 0	1- 0	HOME	1- 0	1- 0	6- 0				
0- 2	0- 1	0- 0	AWAY	0- 1	0- 0	0- 0				
0- 0	0- 0	0- 0	NEUTRAL	0- 0	0- 0	0- 0				
7- 4	0- 1	2- 2	CONFERENCE	1- 1	3- 0	1- 0				
4- 1	0- 0	1- 1	HOME	0- 0	2- 0	1- 0				
3- 3	0- 1	1- 1	AWAY	1- 1	1- 0	0- 0				
0- 0	0- 0	0- 0	NEUTRAL	0- 0	0- 0	0- 0				

RPI 1-25				RPI 26-50				RPI 51-100 Team's RPI: 62				RPI 101+			
RPI	S	Opponent	Score	RPI	S	Opponent	Score	RPI	S	Opponent	Score	RPI	S	Opponent	Score
4	A	UConn	46 88	34	A	Purdue	62 61	55	H	Arkansas St.	79 71	125	H	Creighton	65 63
14	A	Maryland	50 89	36	H	North Carolina St.	88 67	63	A	California	80 87	136	A	Penn St.	83 78
				39	A	Rutgers	56 66	71	A	Michigan	93 81	136	H	Penn St.	87 69
				39	H	Rutgers	65 54	82	A	Northwestern	62 85	143	H	Illinois	73 57
				43	H	Iowa	68 74					165	H	Wisconsin	75 62
												182	H	Southern U.	89 38
												261	H	Northern Ariz.	90 67
												308	H	North Florida	91 46
												310	H	Evansville	85 40
												330	H	Ark.-Pine Bluff	96 46
												348	H	N.C. Central	88 47
LAST 12 Division I GAMES:															
136	H	Penn St.	87 69	136	A	Penn St.	83 78								
39	A	Rutgers	56 66	143	H	Illinois	73 57								
165	H	Wisconsin	75 62	14	A	Maryland	50 89								
71	A	Michigan	93 81	82	A	Northwestern	62 85								
34	A	Purdue	62 61	43	H	Iowa	68 74								
39	H	Rutgers	65 54	55	H	Arkansas St.	79 71								

Non-Div I Games:

Nebraska

■ Loss, 
■ Non-Conf, 
■ S Site, 
■ H Home 
■ A Away 
N Neutral

Average RPI Win: <b>287</b>	WON-LOST	WINNING	LAST 10	STRENGTH OF	OPP. STRENGTH	TEAM	ADJ.	CONF.	ADJ CONF.
Average RPI Loss: <b>166</b>	RECORD	PCT. RANK	GAMES	SCHEDULE	OF SCHEDULE	RPI	RPI	RPI	RPI
DIV. I ONLY	3- 16	325	3- 7	200	240	316	316	19	19
DIV. I NON-CONF.	0- 10	338	0- 2	172	245	330	330	20	20
TOTALS	RPI 1-25	RPI 26-50	W-L RECORDS	RPI 51-100	RPI 101-150	RPI 150+			
3- 16	0- 0	0- 0	OVERALL	0- 3	0- 4	3- 9			
2- 8	0- 0	0- 0	HOME	0- 2	0- 2	2- 4			
1- 6	0- 0	0- 0	AWAY	0- 0	0- 2	1- 4			
0- 2	0- 0	0- 0	NEUTRAL	0- 1	0- 0	0- 1			
0- 10	0- 0	0- 0	NON-CONFERENCE	0- 3	0- 2	0- 5			
0- 5	0- 0	0- 0	HOME	0- 2	0- 1	0- 2			
0- 3	0- 0	0- 0	AWAY	0- 0	0- 1	0- 2			
0- 2	0- 0	0- 0	NEUTRAL	0- 1	0- 0	0- 1			
3- 6	0- 0	0- 0	CONFERENCE	0- 0	0- 2	3- 4			
2- 3	0- 0	0- 0	HOME	0- 0	0- 1	2- 2			
1- 3	0- 0	0- 0	AWAY	0- 0	0- 1	1- 2			
0- 0	0- 0	0- 0	NEUTRAL	0- 0	0- 0	0- 0			

N  
e  
v  
a  
d  
aN  
e  
v  
a  
d  
a

RPI 1-25				RPI 26-50				RPI 51-100				RPI 101+				Team's RPI: 316	
RPI	S	Opponent	Score	RPI	S	Opponent	Score	RPI	S	Opponent	Score	RPI	S	Opponent	Score		
								56	N	Washington St.	57	70	113	A	Boise St.	58	66
								69	H	San Diego	47	84	115	H	San Francisco	62	70
								76	H	Middle Tenn.	46	90	138	A	Pacific	52	74
													140	H	Fresno St.	59	67
													155	H	Montana St.	53	66
													164	H	New Mexico	47	51
													168	A	UNLV	59	65
													208	A	Ill.-Chicago	55	70
													224	H	Utah Valley	65	73
													226	H	Utah St.	66	79
													244	N	Loyola Marymount	58	69
													245	A	Wyoming	53	68
													245	H	Wyoming	68	65
													274	A	San Diego St.	70	64
													320	A	UC Irvine	64	68
													343	H	Air Force	68	57
LAST 12 Division I GAMES:																	
				226	H	Utah St.	66	79					140	H	Fresno St.	59	67
				274	A	San Diego St.	70	64					245	A	Wyoming	53	68
				168	A	UNLV	59	65					164	H	New Mexico	47	51
				245	H	Wyoming	68	65					208	A	Ill.-Chicago	55	70
				113	A	Boise St.	58	66					138	A	Pacific	52	74
				343	H	Air Force	68	57					320	A	UC Irvine	64	68

Non-Div I Games: San Fran. St. 57 51

Nevada

## New Hampshire

Through Games Of Feb. 3, 2016

Average RPI Win:	288	WON-LOST	WINNING	LAST 10	STRENGTH OF	OPP. STRENGTH	TEAM	ADJ.	CONF.	ADJ CONF.
Average RPI Loss:	151	RECORD	PCT. RANK	GAMES	SCHEDULE	OF SCHEDULE	RPI	RPI	RPI	RPI
DIV. I ONLY	6- 14	274	1- 9	202	249	267	267	15	15	
DIV. I NON-CONF.	5- 7	198	0- 4	235	282	215	215	18	18	
TOTALS	RPI 1-25	RPI 26-50	W-L RECORDS	RPI 51-100	RPI 101-150	RPI 150+				
6- 14	0- 0	0- 2	OVERALL	0- 3	0- 2	6- 7				
3- 6	0- 0	0- 2	HOME	0- 1	0- 0	3- 3				
3- 8	0- 0	0- 0	AWAY	0- 0	0- 1	3- 1				
0- 0	0- 0	0- 0	NEUTRAL	0- 0	0- 0	0- 0				
5- 7	0- 0	0- 1	NON-CONFERENCE	0- 2	0- 1	5- 3				
2- 3	0- 0	0- 1	HOME	0- 0	0- 0	2- 2				
3- 4	0- 0	0- 0	AWAY	0- 2	0- 1	3- 1				
0- 0	0- 0	0- 0	NEUTRAL	0- 0	0- 0	0- 0				
1- 7	0- 0	0- 1	CONFERENCE	0- 1	0- 1	1- 4				
1- 3	0- 0	0- 1	HOME	0- 1	0- 0	1- 1				
0- 4	0- 0	0- 0	AWAY	0- 0	0- 1	0- 3				
0- 0	0- 0	0- 0	NEUTRAL	0- 0	0- 0	0- 0				

RPI S	Opponent	Score	RPI S	Opponent	Score	RPI S	Opponent	Score	RPI S	Opponent	Score	Team's RPI: 267
44	H Penn	60 67	47	H Albany (NY)	52 78	86	A Boston College	51 71	109	A Stony Brook	54 63	
						94	H Maine	52 62	120	A North Carolina	60 65	
						99	A Yale	46 63	184	H UMBC	55 65	
									200	H Northeastern	54 66	
									206	A Bryant	42 55	
									210	H Siena	53 57	
									215	A Binghamton	50 51	
									217	A Hartford	44 48	
									246	H Manhattan	72 57	
									258	A Sacred Heart	81 69	
									272	A Dartmouth	61 57	
									277	A Vermont	63 83	
									282	A Central Conn. St.	64 50	
									323	H UMass Lowell	65 61	
									347	H Boston U.	69 52	
LAST 12 Division I GAMES:												
184	H UMBC	55 65	47	H Albany (NY)	52 78	215	A Binghamton	50 51				
277	A Vermont	63 83				99	A Yale	46 63				
217	A Hartford	44 48				120	A North Carolina	60 65				
323	H UMass Lowell	65 61				206	A Bryant	42 55				
94	H Maine	52 62				86	A Boston College	51 71				
109	A Stony Brook	54 63										

Non-Div I Games: Colby-Sawyer 72 41

New Hampshire

■ Loss, 
■ Non-Conf, 
■ S Site, 
■ H Home 
■ A Away 
N Neutral

Average RPI Win: <b>239</b>	WON-LOST	WINNING	LAST 10	STRENGTH OF	OPP. STRENGTH	TEAM	ADJ.	CONF.	ADJ CONF.
Average RPI Loss: <b>127</b>	RECORD	PCT. RANK	GAMES	SCHEDULE	OF SCHEDULE	RPI	RPI	RPI	RPI
DIV. I ONLY	11- 9	145	0- 1	164	236	164	164	19	19
DIV. I NON-CONF.	7- 4	110	0- 1	80	250	105	105	20	20
TOTALS	RPI 1-25	RPI 26-50	W-L RECORDS	RPI 51-100	RPI 101-150	RPI 150+			
11- 9	0- 0	0- 2	OVERALL	0- 0	2- 4	9- 3			
7- 4	0- 0	0- 1	HOME	0- 0	0- 3	7- 0			
4- 5	0- 0	0- 1	AWAY	0- 0	2- 1	2- 3			
0- 0	0- 0	0- 0	NEUTRAL	0- 0	0- 0	0- 0			
7- 4	0- 0	0- 2	NON-CONFERENCE	0- 0	2- 2	5- 0			
5- 2	0- 0	0- 1	HOME	0- 0	0- 1	5- 0			
2- 2	0- 0	0- 1	AWAY	0- 0	2- 1	0- 0			
0- 0	0- 0	0- 0	NEUTRAL	0- 0	0- 0	0- 0			
4- 5	0- 0	0- 0	CONFERENCE	0- 0	0- 2	4- 3			
2- 2	0- 0	0- 0	HOME	0- 0	0- 2	2- 0			
2- 3	0- 0	0- 0	AWAY	0- 0	0- 0	2- 3			
0- 0	0- 0	0- 0	NEUTRAL	0- 0	0- 0	0- 0			

RPI S	Opponent	Score	RPI S	Opponent	Score	RPI S	Opponent	Score	RPI S	Opponent	Score
26	H Duquesne	69 <b>78</b>	27	A UTEP	62 <b>70</b>				101	A New Mexico St.	59 <b>78</b>
									101	H New Mexico St.	47 <b>52</b>
									108	A Minnesota	72 53
									113	H Boise St.	60 <b>81</b>
									140	H Fresno St.	65 <b>69</b>
									147	A SMU	63 58
									168	A UNLV	48 <b>57</b>
									168	H UNLV	67 53
									205	H Sacramento St.	84 71
									218	H San Jose St.	71 57
									225	H Houston Baptist	65 57
									226	A Utah St.	56 <b>72</b>
									245	A Wyoming	48 <b>66</b>
									248	H Pepperdine	60 52
									316	A Nevada	51 47
									319	H Nicholls St.	83 43
									335	H Southern Utah	70 48
									343	A Air Force	63 33
LAST 12 Division I GAMES:											
26	H Duquesne	69 <b>78</b>	168	H UNLV	67 53						
168	A UNLV	48 <b>57</b>	226	A Utah St.	56 <b>72</b>						
113	H Boise St.	60 <b>81</b>	140	H Fresno St.	65 <b>69</b>						
343	A Air Force	63 33	316	A Nevada	51 47						
218	H San Jose St.	71 57	101	H New Mexico St.	47 <b>52</b>						
245	A Wyoming	48 <b>66</b>	108	A Minnesota	72 53						

Non-Div I Games:

New Mexico

■ Loss, 
■ Non-Conf, S Site, 
■ Home 
■ Away 
N Neutral

Non-Conference Totals				Through Games Of Feb. 5, 1918						
Average RPI Win:	246	WON-LOST	WINNING	LAST 10	STRENGTH OF	OPP. STRENGTH	TEAM	ADJ.	CONF.	ADJ CONF.
Average RPI Loss:	57	RECORD	PCT. RANK	GAMES	SCHEDULE	OF SCHEDULE	RPI	RPI	RPI	RPI
DIV. I ONLY	16- 3	17	8- 1	300	189	101	101	25	25	
DIV. I NON-CONF.	9- 3	69	3- 1	260	129	123	123	25	25	
TOTALS	RPI 1-25		RPI 26-50		W-L RECORDS		RPI 51-100		RPI 101-150	
16- 3	0- 0		0- 2		OVERALL		0- 1		0- 0	16- 0
9- 1	0- 0		0- 1		HOME		0- 0		0- 0	9- 0
6- 1	0- 0		0- 0		AWAY		0- 1		0- 0	6- 0
1- 1	0- 0		0- 1		NEUTRAL		0- 0		0- 0	1- 0
9- 3	0- 0		0- 2		NON-CONFERENCE		0- 1		0- 0	9- 0
5- 1	0- 0		0- 1		HOME		0- 0		0- 0	5- 0
3- 1	0- 0		0- 0		AWAY		0- 1		0- 0	3- 0
1- 1	0- 0		0- 1		NEUTRAL		0- 0		0- 0	1- 0
7- 0	0- 0		0- 0		CONFERENCE		0- 0		0- 0	7- 0
4- 0	0- 0		0- 0		HOME		0- 0		0- 0	4- 0
3- 0	0- 0		0- 0		AWAY		0- 0		0- 0	3- 0
0- 0	0- 0		0- 0		NEUTRAL		0- 0		0- 0	0- 0

RPI 1-25				RPI 26-50				RPI 51-100				RPI 101+				Team's RPI: 101	
RPI	S	Opponent	Score	RPI	S	Opponent	Score	RPI	S	Opponent	Score	RPI	S	Opponent	Score		
				27	H	UTEP	65 71	95	A	Arizona	64 68	162	H	Northwestern St.	65 54		
				49	N	Vanderbilt	45 71					164	A	New Mexico	52 47		
												164	H	New Mexico	78 59		
												193	A	UTRGV	68 57		
												205	H	Sacramento St.	80 77		
												218	A	San Jose St.	75 66		
												221	H	Seattle	69 54		
												224	H	Utah Valley	73 68		
												230	H	Grand Canyon	60 58		
												261	H	Northern Ariz.	87 53		
												266	H	CSU Bakersfield	86 63		
												295	A	UMKC	68 62		
												329	A	North Dakota St.	79 69		
												333	N	A&M-Corpus Christi	70 51		
												335	H	Southern Utah	74 60		
												338	A	Chicago St.	70 60		
LAST 12 Division I GAMES:																	
				193	A	UTRGV	68 57	224	H	Utah Valley	73 68						
				266	H	CSU Bakersfield	86 63	333	N	A&M-Corpus Christi	70 51						
				221	H	Seattle	69 54	49	N	Vanderbilt	45 71						
				338	A	Chicago St.	70 60	164	A	New Mexico	52 47						
				295	A	UMKC	68 62	218	A	San Jose St.	75 66						
				230	H	Grand Canyon	60 58	27	H	UTEP	65 71						

Non-Div I Games:	Eastern N.M.	76	61	Western N.M.	68	39
------------------	--------------	----	----	--------------	----	----

New Mexico St.

■ Loss, ■ Non-Conf, S Site, H Home A Away N Neutral

Average RPI Win:	304	WON-LOST	WINNING	LAST 10	STRENGTH OF	OPP. STRENGTH	TEAM	ADJ.	CONF.	ADJ CONF.
Average RPI Loss:	211	RECORD	PCT. RANK	GAMES	SCHEDULE	OF SCHEDULE	RPI	RPI	RPI	RPI
DIV. I ONLY	4- 13	299	3- 7	320	327	340	340	27	27	
DIV. I NON-CONF.	1- 6	311	0- 2	308	300	344	344	26	26	
TOTALS	RPI 1-25	RPI 26-50	W-L RECORDS	RPI 51-100	RPI 101-150	RPI 150+				
4- 13	0- 0	0- 0	OVERALL	0- 1	0- 5	4- 7				
4- 4	0- 0	0- 0	HOME	0- 0	0- 2	4- 2				
0- 8	0- 0	0- 0	AWAY	0- 0	0- 0	0- 1				
0- 1	0- 0	0- 0	NEUTRAL	0- 0	0- 0	0- 1				
1- 6	0- 0	0- 0	NON-CONFERENCE	0- 1	0- 2	1- 3				
1- 1	0- 0	0- 0	HOME	0- 0	0- 0	1- 1				
0- 4	0- 0	0- 0	AWAY	0- 1	0- 2	0- 1				
0- 1	0- 0	0- 0	NEUTRAL	0- 0	0- 0	0- 1				
3- 7	0- 0	0- 0	CONFERENCE	0- 0	0- 3	3- 4				
3- 3	0- 0	0- 0	HOME	0- 0	0- 2	3- 1				
0- 4	0- 0	0- 0	AWAY	0- 0	0- 1	0- 3				
0- 0	0- 0	0- 0	NEUTRAL	0- 0	0- 0	0- 0				

RPI S	Opponent	Score	RPI S	Opponent	Score	RPI S	Opponent	Score	RPI S	Opponent	Score	Team's RPI: 340
						93 A	TCU	36 85	116 H	Central Ark.	44 59	
									131 A	Ole Miss	59 97	
									134 A	Arkansas	41 73	
									150 A	McNeese St.	63 92	
									150 H	McNeese St.	74 77	
									225 H	Houston Baptist	51 71	
									241 A	Sam Houston St.	52 64	
									262 H	Stephen F. Austin	58 57	
									285 A	Kennesaw St.	53 60	
									287 A	Lamar	52 79	
									288 H	UNCG	79 81	
									305 N	Florida A&M	60 71	
									312 H	Incarnate Word	55 49	
									319 H	Nicholls St.	62 55	
									324 H	Jackson St.	85 68	
									333 A	A&M-Corpus Christi	59 73	
LAST 12 Division I GAMES:												
150 A	McNeese St.	63 92	262 H	Stephen F. Austin	58 57							
150 H	McNeese St.	74 77	241 A	Sam Houston St.	52 64							
319 H	Nicholls St.	62 55	312 H	Incarnate Word	55 49							
333 A	A&M-Corpus Christi	59 73	287 A	Lamar	52 79							
116 H	Central Ark.	44 59	134 A	Arkansas	41 73							
225 H	Houston Baptist	51 71	288 H	UNCG	79 81							

Non-Div I Games: LSU-Alexandria 93 75 Trinity Baptist 109 46

New Orleans

■ Loss, 
 ■ Non-Conf, S Site, 
 ■ Home 
 ■ Away 
 N Neutral



## Niagara

Through Games Of Feb. 3, 2016

Average RPI Win:	302	WON-LOST	WINNING	LAST 10	STRENGTH OF	OPP. STRENGTH	TEAM	ADJ.	CONF.	ADJ CONF.
Average RPI Loss:	171	RECORD	PCT. RANK	GAMES	SCHEDULE	OF SCHEDULE	RPI	RPI	RPI	RPI
DIV. I ONLY	6- 15	278	4- 6	272	251	286	286	23	23	
DIV. I NON-CONF.	2- 7	280	1- 1	244	236	291	291	24	24	
TOTALS	RPI 1-25	RPI 26-50	W-L RECORDS	RPI 51-100	RPI 101-150	RPI 150+				
6- 15	0- 0	0- 1	OVERALL	0- 0	0- 6	6- 8				
3- 7	0- 0	0- 0	HOME	0- 0	0- 4	3- 3				
3- 8	0- 0	0- 1	AWAY	0- 0	0- 2	3- 5				
0- 0	0- 0	0- 0	NEUTRAL	0- 0	0- 0	0- 0				
2- 7	0- 0	0- 1	NON-CONFERENCE	0- 0	0- 3	2- 3				
1- 3	0- 0	0- 0	HOME	0- 0	0- 2	1- 1				
1- 4	0- 0	0- 1	AWAY	0- 0	0- 1	1- 2				
0- 0	0- 0	0- 0	NEUTRAL	0- 0	0- 0	0- 0				
4- 8	0- 0	0- 0	CONFERENCE	0- 0	0- 3	4- 5				
2- 4	0- 0	0- 0	HOME	0- 0	0- 2	2- 2				
2- 4	0- 0	0- 0	AWAY	0- 0	0- 1	2- 3				
0- 0	0- 0	0- 0	NEUTRAL	0- 0	0- 0	0- 0				

RPI 1-25			RPI 26-50			RPI 51-100			RPI 101+			Team's RPI: 286			
RPI	S	Opponent	Score	RPI	S	Opponent	Score	RPI	S	Opponent	Score	RPI	S	Opponent	Score
				33	A	St. Bonaventure	55 67					110	H	Youngstown St.	54 71
												118	A	Iona	46 73
												118	H	Iona	52 73
												126	A	Texas Tech	45 79
												129	H	Buffalo	48 57
												130	H	Quinnipiac	54 61
												187	A	Marist	50 63
												188	A	Detroit	75 80
												194	H	Oakland	67 77
												204	H	Canisius	66 68
												210	H	Siena	51 59
												223	H	Fairfield	56 55
												246	A	Manhattan	62 80
												272	A	Dartmouth	47 60
												297	A	Monmouth	60 83
												298	A	Rider	67 57
												301	H	Cleveland St.	73 72
												325	A	Saint Peter's	52 48
												325	H	Saint Peter's	51 46
												339	A	Mt. St. Mary's	53 51
LAST 12 Division I GAMES:															
				118	H	Iona	52 73					298	A	Rider	67 57
				204	H	Canisius	66 68					325	A	Saint Peter's	52 48
				187	A	Marist	50 63					223	H	Fairfield	56 55
				118	A	Iona	46 73					210	H	Siena	51 59
				325	H	Saint Peter's	51 46					339	A	Mt. St. Mary's	53 51
				130	H	Quinnipiac	54 61					33	A	St. Bonaventure	55 67

Non-Div I Games:

Niagara

■ Loss, 
 ■ Non-Conf, 
 S Site, 
 ■ Home 
 ■ Away 
 N Neutral

Average RPI Win:	280	WON-LOST	WINNING	LAST 10	STRENGTH OF	OPP. STRENGTH	TEAM	ADJ.	CONF.	ADJ CONF.
Average RPI Loss:	209	RECORD	PCT. RANK	GAMES	SCHEDULE	OF SCHEDULE	RPI	RPI	RPI	RPI
DIV. I ONLY	6- 13	267	1- 1	331	325	319	319	27	27	
DIV. I NON-CONF.	1- 8	320	1- 0	324	341	348	348	26	26	
TOTALS	RPI 1-25	RPI 26-50	W-L RECORDS	RPI 51-100	RPI 101-150	RPI 150+				
6- 13	0- 0	0- 1	OVERALL	0- 0	0- 2	6- 10				
2- 7	0- 0	0- 1	HOME	0- 0	0- 1	2- 5				
3- 5	0- 0	0- 0	AWAY	0- 0	0- 0	3- 5				
1- 1	0- 0	0- 0	NEUTRAL	0- 0	0- 1	1- 0				
1- 8	0- 0	0- 0	NON-CONFERENCE	0- 0	0- 1	1- 7				
0- 4	0- 0	0- 0	HOME	0- 0	0- 0	0- 4				
0- 3	0- 0	0- 0	AWAY	0- 0	0- 0	0- 3				
1- 1	0- 0	0- 0	NEUTRAL	0- 0	0- 1	1- 0				
5- 5	0- 0	0- 1	CONFERENCE	0- 0	0- 1	5- 3				
2- 3	0- 0	0- 1	HOME	0- 0	0- 1	2- 1				
3- 2	0- 0	0- 0	AWAY	0- 0	0- 0	3- 2				
0- 0	0- 0	0- 0	NEUTRAL	0- 0	0- 0	0- 0				

RPI 1-25			RPI 26-50			RPI 51-100			RPI 101+ Team's RPI: 319		
RPI	S	Opponent	Score	RPI	S	Opponent	Score	RPI	S	Opponent	Score
				45	H	Abilene Christian	68 71	116	H	Central Ark.	65 71
								121	N	Samford	43 45
								162	H	Northwestern St.	70 61
								163	H	Louisiana Tech	55 58
								164	A	New Mexico	43 83
								198	A	Troy	51 104
								216	H	Grambling	65 69
								225	A	Houston Baptist	71 80
								241	A	Sam Houston St.	67 63
								268	A	La.-Monroe	57 69
								271	H	Prairie View	70 81
								279	H	Jacksonville St.	49 63
								287	H	Lamar	69 59
								312	A	Incarnate Word	66 64
								312	H	Incarnate Word	61 63
								333	A	A&M-Corpus Christi	64 62
								340	A	New Orleans	55 62
								345	N	Mississippi Val.	63 54
LAST 12 Division I GAMES:											
345	N	Mississippi Val.	63 54	333	A	A&M-Corpus Christi	64 62				
312	H	Incarnate Word	61 63	241	A	Sam Houston St.	67 63				
312	A	Incarnate Word	66 64	45	H	Abilene Christian	68 71				
340	A	New Orleans	55 62	225	A	Houston Baptist	71 80				
116	H	Central Ark.	65 71	287	H	Lamar	69 59				
162	H	Northwestern St.	70 61	216	H	Grambling	65 69				

Non-Div I Games: Southern-N.O. 98 65

Nicholls St.

■ Loss, 
 ■ Non-Conf, 
 ■ S Site, 
 ■ H Home 
 ■ A Away 
 N Neutral

Average RPI Win:	0	WON-LOST	WINNING	LAST 10	STRENGTH OF	OPP. STRENGTH	TEAM	ADJ.	CONF.	ADJ CONF.
Average RPI Loss:	235	RECORD	PCT. RANK	GAMES	SCHEDULE	OF SCHEDULE	RPI	RPI	RPI	RPI
DIV. I ONLY	0- 19	348	0- 10	325	346	349	349	30	30	
DIV. I NON-CONF.	0- 10	338	0- 4	251	336	345	345	30	30	
TOTALS	RPI 1-25	RPI 26-50	W-L RECORDS	RPI 51-100	RPI 101-150	RPI 150+				
0- 19	0- 0	0- 1	OVERALL	0- 1	0- 0	0- 17				
0- 7	0- 0	0- 0	HOME	0- 0	0- 0	0- 7				
0- 10	0- 0	0- 1	AWAY	0- 1	0- 0	0- 8				
0- 2	0- 0	0- 0	NEUTRAL	0- 0	0- 0	0- 2				
0- 10	0- 0	0- 1	NON-CONFERENCE	0- 1	0- 0	0- 8				
0- 3	0- 0	0- 0	HOME	0- 0	0- 0	0- 3				
0- 5	0- 0	0- 1	AWAY	0- 1	0- 0	0- 3				
0- 2	0- 0	0- 0	NEUTRAL	0- 0	0- 0	0- 2				
0- 9	0- 0	0- 0	CONFERENCE	0- 0	0- 0	0- 9				
0- 4	0- 0	0- 0	HOME	0- 0	0- 0	0- 4				
0- 5	0- 0	0- 0	AWAY	0- 0	0- 0	0- 5				
0- 0	0- 0	0- 0	NEUTRAL	0- 0	0- 0	0- 0				

RPI 1-25				RPI 26-50				RPI 51-100				RPI 101+				Team's RPI: 349
RPI	S	Opponent	Score	RPI	S	Opponent	Score	RPI	S	Opponent	Score	RPI	S	Opponent	Score	
				31	A	Mississippi St.	34 92	89	A	Virginia	50 86	156	A	Hampton	62 73	
												169	A	Marshall	67 81	
												192	A	William & Mary	47 67	
												194	H	Oakland	73 83	
												231	A	Coppin St.	44 69	
												237	H	USC Upstate	62 82	
												240	A	Morgan St.	58 67	
												251	H	UNCW	57 61	
												257	H	Bethune-Cookman	45 53	
												263	A	Loyola Maryland	67 75	
												276	A	N.C. A&T	53 64	
												280	N	La Salle	59 67	
												294	H	Savannah St.	53 68	
												305	H	Florida A&M	67 83	
												307	H	South Carolina St.	52 60	
												346	N	St. Francis Brooklyn	55 59	
												348	A	N.C. Central	62 63	
LAST 12 Division I GAMES:																
				156	A	Hampton	62 73	305	H	Florida A&M	67 83					
				294	H	Savannah St.	53 68	231	A	Coppin St.	44 69					
				307	H	South Carolina St.	52 60	346	N	St. Francis Brooklyn	55 59					
				276	A	N.C. A&T	53 64	280	N	La Salle	59 67					
				348	A	N.C. Central	62 63	169	A	Marshall	67 81					
				257	H	Bethune-Cookman	45 53	192	A	William & Mary	47 67					

Non-Div I Games:

Norfolk St.

■ Loss, 
 ■ Non-Conf, 
 ■ S Site, 
 ■ Home 
 ■ A Away 
 N Neutral

Average RPI Win:	182	WON-LOST	WINNING	LAST 10	STRENGTH OF	OPP. STRENGTH	TEAM	ADJ.	CONF.	ADJ CONF.
Average RPI Loss:	81	RECORD	PCT. RANK	GAMES	SCHEDULE	OF SCHEDULE	RPI	RPI	RPI	RPI
DIV. I ONLY	12- 11	164	4- 6	48	90	120	120	5	5	
DIV. I NON-CONF.	10- 5	100	4- 0	101	229	132	132	5	5	
TOTALS	RPI 1-25	RPI 26-50	W-L RECORDS	RPI 51-100	RPI 101-150	RPI 150+				
12- 11	1- 2	0- 2	OVERALL	3- 4	2- 2	6- 1				
10- 5	1- 0	0- 0	HOME	2- 3	1- 1	6- 1				
0- 6	0- 2	0- 2	AWAY	0- 1	0- 1	0- 0				
2- 0	0- 0	0- 0	NEUTRAL	1- 0	1- 0	0- 0				
10- 5	0- 1	0- 0	NON-CONFERENCE	3- 2	2- 1	5- 1				
8- 4	0- 0	0- 0	HOME	2- 2	1- 1	5- 1				
0- 1	0- 1	0- 0	AWAY	0- 0	0- 0	0- 0				
2- 0	0- 0	0- 0	NEUTRAL	1- 0	1- 0	0- 0				
2- 6	1- 1	0- 2	CONFERENCE	0- 2	0- 1	1- 0				
2- 1	1- 0	0- 0	HOME	0- 1	0- 0	1- 0				
0- 5	0- 1	0- 2	AWAY	0- 1	0- 1	0- 0				
0- 0	0- 0	0- 0	NEUTRAL	0- 0	0- 0	0- 0				

RPI	S	Opponent	Score	RPI	S	Opponent	Score	RPI	S	Opponent	Score	RPI	S	Opponent	Score	Team's RPI: 120
1	A	Notre Dame	54 88	36	A	North Carolina St.	49 78	51	H	Miami (FL)	61 76	118	H	Iona	64 52	
15	A	Oklahoma St.	67 77	38	A	Duke	55 71	81	H	Oregon	77 79	138	H	Pacific	63 66	
20	H	Syracuse	77 73					82	H	Northwestern	72 85	145	N	Southern Miss.	69 62	
								84	N	Gonzaga	67 62	148	A	Wake Forest	63 75	
								92	A	Georgia Tech	73 80	212	H	Gardner-Webb	65 66	
								94	H	Maine	59 58	237	H	USC Upstate	80 40	
								99	H	Yale	70 63	247	H	Clemson	72 56	
												256	H	Appalachian St.	68 59	
												267	H	New Hampshire	65 60	
												305	H	Florida A&M	94 58	
												314	H	Fairleigh Dickinson	64 46	
LAST 12 Division I GAMES:																
36	A	North Carolina St.	49 78	20	H	Syracuse	77 73									
38	A	Duke	55 71	247	H	Clemson	72 56									
148	A	Wake Forest	63 75	94	H	Maine	59 58									
51	H	Miami (FL)	61 76	267	H	New Hampshire	65 60									
92	A	Georgia Tech	73 80	145	N	Southern Miss.	69 62									
1	A	Notre Dame	54 88	237	H	USC Upstate	80 40									

Non-Div I Games:

North Carolina

■ Loss, 
 ■ Non-Conf, S Site, 
 ■ Home 
 ■ Away 
 N Neutral

Average RPI Win: 142		WON-LOST	WINNING	LAST 10	STRENGTH OF		OPP. STRENGTH	TEAM	ADJ.	CONF.	ADJ CONF.
Average RPI Loss: 41		RECORD	PCT. RANK	GAMES	SCHEDULE		OF SCHEDULE	RPI	RPI	RPI	RPI
DIV. I ONLY		16- 6	55	7- 3	39		54	36	36	5	5
DIV. I NON-CONF.		9- 4	96	2- 1	75		85	74	74	5	5
<hr/>											
TOTALS	RPI 1-25	RPI 26-50		W-L RECORDS		RPI 51-100	RPI 101-150		RPI 150+		
16- 6	0- 3	1- 0		OVERALL		5- 3	4- 0		6- 0		
10- 2	0- 1	0- 0		HOME		4- 1	2- 0		4- 0		
4- 3	0- 1	1- 0		AWAY		1- 2	2- 0		0- 0		
2- 1	0- 1	0- 0		NEUTRAL		0- 0	0- 0		2- 0		
<hr/>											
9- 4	0- 2	0- 0		NON-CONFERENCE		2- 2	1- 0		6- 0		
6- 1	0- 0	0- 0		HOME		2- 1	0- 0		4- 0		
1- 2	0- 1	0- 0		AWAY		0- 1	1- 0		0- 0		
2- 1	0- 1	0- 0		NEUTRAL		0- 0	0- 0		2- 0		
<hr/>											
7- 2	0- 1	1- 0		CONFERENCE		3- 1	3- 0		0- 0		
4- 1	0- 1	0- 0		HOME		2- 0	2- 0		0- 0		
3- 1	0- 0	1- 0		AWAY		1- 1	1- 0		0- 0		
0- 0	0- 0	0- 0		NEUTRAL		0- 0	0- 0		0- 0		

RPI 1-25				RPI 26-50				Team's RPI: 36				RPI 51-100				RPI 101+			
RPI	S	Opponent	Score	RPI	S	Opponent	Score	RPI	S	Opponent	Score	RPI	S	Opponent	Score	RPI	S	Opponent	Score
13	H	Louisville	90 92	38	A	Duke	65 62	51	A	Miami (FL)	44 73	104	A	Liberty	61 53				
18	N	Seton Hall	55 58					60	H	Villanova	70 64	120	H	North Carolina	78 49				
25	A	Florida	72 79					62	A	Nebraska	67 88	132	A	Pittsburgh	78 76				
								79	H	Elon	66 69	148	H	Wake Forest	64 47				
								87	H	Charlotte	72 65	153	N	UAB	67 56				
								89	H	Virginia	63 52	170	H	Davidson	58 42				
								90	A	Virginia Tech	72 61	213	N	Eastern Ky.	73 62				
								92	H	Georgia Tech	65 57	229	H	Radford	67 52				
												239	H	High Point	89 48				
												302	H	Western Caro.	86 55				
LAST 12 Division I GAMES:																			
120	H	North Carolina	78 49	92	H	Georgia Tech	65 57												
89	H	Virginia	63 52	148	H	Wake Forest	64 47												
90	A	Virginia Tech	72 61	51	A	Miami (FL)	44 73												
13	H	Louisville	90 92	25	A	Florida	72 79												
38	A	Duke	65 62	213	N	Eastern Ky.	73 62												
132	A	Pittsburgh	78 76	302	H	Western Caro.	86 55												

Non-Div I Games:

North Carolina St.

■ Loss, 
 ■ Non-Conf, S Site, 
 ■ Home 
 ■ Away 
 N Neutral

North Dakota

Through Games Of Feb. 3, 2016

Average RPI Win:	232	WON-LOST	WINNING	LAST 10	STRENGTH OF	OPP. STRENGTH	TEAM	ADJ.	CONF.	ADJ CONF.
Average RPI Loss:	115	RECORD	PCT. RANK	GAMES	SCHEDULE	OF SCHEDULE	RPI	RPI	RPI	RPI
DIV. I ONLY	9- 11	200	5- 5	78	272	172	172	18	18	
DIV. I NON-CONF.	4- 7	222	1- 2	39	264	176	176	19	19	
TOTALS	RPI 1-25	RPI 26-50	W-L RECORDS	RPI 51-100	RPI 101-150	RPI 150+				
9- 11	0- 0	0- 1	OVERALL	0- 3	1- 4	8- 3				
8- 2	0- 0	0- 0	HOME	0- 1	1- 0	7- 1				
1- 8	0- 0	0- 0	AWAY	0- 0	0- 0	1- 0				
0- 1	0- 0	0- 0	NEUTRAL	0- 1	0- 0	0- 0				
4- 7	0- 0	0- 1	NON-CONFERENCE	0- 3	1- 3	3- 0				
4- 1	0- 0	0- 0	HOME	0- 1	1- 0	3- 0				
0- 5	0- 0	0- 1	AWAY	0- 1	0- 3	0- 0				
0- 1	0- 0	0- 0	NEUTRAL	0- 1	0- 0	0- 0				
5- 4	0- 0	0- 0	CONFERENCE	0- 0	0- 1	5- 3				
4- 1	0- 0	0- 0	HOME	0- 0	0- 0	4- 1				
1- 3	0- 0	0- 0	AWAY	0- 0	0- 1	1- 2				
0- 0	0- 0	0- 0	NEUTRAL	0- 0	0- 0	0- 0				

RPI 1-25			RPI 26-50			RPI 51-100			RPI 101+ Team's RPI: 172		
RPI	S	Opponent	Score	RPI	S	Opponent	Score	RPI	S	Opponent	Score
				43	A	Iowa	61 83	81	A	Oregon	51 77
								83	H	South Dakota	70 73
								97	N	UT Martin	58 84
								102	A	Drake	63 73
								108	A	Minnesota	47 57
								114	H	UNI	64 59
								115	A	San Francisco	57 74
								117	A	Idaho	65 92
								152	H	Idaho St.	45 42
								155	A	Montana St.	61 69
								180	A	Eastern Wash.	57 60
								181	H	Weber St.	56 62
								183	H	Northern Colo.	54 51
								220	A	Montana	61 59
								227	H	Western Ill.	78 67
								261	H	Northern Ariz.	63 56
								265	H	Omaha	67 52
								329	H	North Dakota St.	71 54
								335	H	Southern Utah	68 56
LAST 12 Division I GAMES:											
183	H	Northern Colo.	54 51	181	H	Weber St.	56 62				
335	H	Southern Utah	68 56	180	A	Eastern Wash.	57 60				
261	H	Northern Ariz.	63 56	117	A	Idaho	65 92				
220	A	Montana	61 59	108	A	Minnesota	47 57				
155	A	Montana St.	61 69	83	H	South Dakota	70 73				
152	H	Idaho St.	45 42	329	H	North Dakota St.	71 54				

Non-Div I Games:

North Dakota

Loss, Non-Conf, S Site, H Home A Away N Neutral

Average RPI Win:	321	WON-LOST	WINNING	LAST 10	STRENGTH OF	OPP. STRENGTH	TEAM	ADJ.	CONF.	ADJ CONF.
Average RPI Loss:	185	RECORD	PCT. RANK	GAMES	SCHEDULE	OF SCHEDULE	RPI	RPI	RPI	RPI
DIV. I ONLY	4- 16	311	2- 8	280	308	329	329	20	20	
DIV. I NON-CONF.	3- 8	258	3- 0	326	340	332	332	21	21	
TOTALS	RPI 1-25	RPI 26-50	W-L RECORDS	RPI 51-100	RPI 101-150	RPI 150+				
4- 16	0- 0	0- 0	OVERALL	0- 4	0- 2	4- 10				
2- 7	0- 0	0- 0	HOME	0- 3	0- 1	2- 3				
1- 7	0- 0	0- 0	AWAY	0- 1	0- 1	1- 5				
1- 2	0- 0	0- 0	NEUTRAL	0- 0	0- 0	1- 2				
3- 8	0- 0	0- 0	NON-CONFERENCE	0- 1	0- 1	3- 6				
1- 3	0- 0	0- 0	HOME	0- 1	0- 1	1- 1				
1- 3	0- 0	0- 0	AWAY	0- 0	0- 0	1- 3				
1- 2	0- 0	0- 0	NEUTRAL	0- 0	0- 0	1- 2				
1- 8	0- 0	0- 0	CONFERENCE	0- 3	0- 1	1- 4				
1- 4	0- 0	0- 0	HOME	0- 2	0- 0	1- 2				
0- 4	0- 0	0- 0	AWAY	0- 1	0- 1	0- 2				
0- 0	0- 0	0- 0	NEUTRAL	0- 0	0- 0	0- 0				

RPI 1-25				RPI 26-50				RPI 51-100				RPI 101+ Team's RPI: 329			
RPI	S	Opponent	Score	RPI	S	Opponent	Score	RPI	S	Opponent	Score	RPI	S	Opponent	Score
								59	H	South Dakota St.	63 81	101	H	New Mexico St.	69 79
								83	A	South Dakota	54 80	124	A	IUPUI	44 67
								83	H	South Dakota	94 96	154	H	Oral Roberts	42 52
								94	H	Maine	51 82	172	A	North Dakota	54 71
												195	N	Delaware	50 62
												227	H	Western Ill.	82 94
												230	H	Grand Canyon	67 76
												265	A	Omaha	52 77
												271	N	Prairie View	79 58
												274	A	San Diego St.	54 64
												276	N	N.C. A&T	64 72
												299	A	Denver	53 64
												331	A	Kent St.	54 75
												334	H	IPFW	94 85
												336	A	NJIT	64 59
												341	H	Cal St. Fullerton	79 64
LAST 12 Division I GAMES:															
				83	A	South Dakota	54 80	299	A	Denver	53 64				
				334	H	IPFW	94 85	59	H	South Dakota St.	63 81				
				227	H	Western Ill.	82 94	265	A	Omaha	52 77				
				124	A	IUPUI	44 67	341	H	Cal St. Fullerton	79 64				
				83	H	South Dakota	94 96	336	A	NJIT	64 59				
				154	H	Oral Roberts	42 52	271	N	Prairie View	79 58				

Non-Div I Games: Valley City St. 85 77 St. Mary (NE) 88 68

North Dakota St.

Loss, Non-Conf, S Site, H Home A Away N Neutral

## North Florida

Through Games Of Feb. 3, 2016

Average RPI Win:	310	WON-LOST	WINNING	LAST 10	STRENGTH OF	OPP. STRENGTH	TEAM	ADJ.	CONF.	ADJ CONF.
Average RPI Loss:	179	RECORD	PCT. RANK	GAMES	SCHEDULE	OF SCHEDULE	RPI	RPI	RPI	RPI
DIV. I ONLY	4- 14	304	2- 8	238	300	308	308	29	29	
DIV. I NON-CONF.	2- 10	304	0- 5	203	302	307	307	27	27	
TOTALS	RPI 1-25	RPI 26-50	W-L RECORDS	RPI 51-100	RPI 101-150	RPI 150+				
4- 14	0- 1	0- 1	OVERALL	0- 2	0- 2	4- 8				
2- 8	0- 0	0- 1	HOME	0- 1	0- 0	2- 6				
2- 6	0- 1	0- 0	AWAY	0- 1	0- 2	2- 2				
0- 0	0- 0	0- 0	NEUTRAL	0- 0	0- 0	0- 0				
2- 10	0- 1	0- 1	NON-CONFERENCE	0- 1	0- 2	2- 5				
1- 5	0- 0	0- 1	HOME	0- 0	0- 0	1- 4				
1- 5	0- 1	0- 0	AWAY	0- 1	0- 2	1- 1				
0- 0	0- 0	0- 0	NEUTRAL	0- 0	0- 0	0- 0				
2- 4	0- 0	0- 0	CONFERENCE	0- 1	0- 0	2- 3				
1- 3	0- 0	0- 0	HOME	0- 1	0- 0	1- 2				
1- 1	0- 0	0- 0	AWAY	0- 0	0- 0	1- 1				
0- 0	0- 0	0- 0	NEUTRAL	0- 0	0- 0	0- 0				

RPI 1-25				RPI 26-50				RPI 51-100				RPI 101+ Team's RPI: 308			
RPI	S	Opponent	Score	RPI	S	Opponent	Score	RPI	S	Opponent	Score	RPI	S	Opponent	Score
11	A	Florida St.	28 80	34	H	Purdue	47 70	62	A	Nebraska	46 91	123	A	Mercer	54 68
								73	H	FGCU	38 65	142	A	Alabama	47 69
												178	H	Jacksonville	39 73
												237	A	USC Upstate	54 69
												251	H	UNCW	47 63
												257	H	Bethune-Cookman	49 53
												260	A	Georgia St.	63 76
												281	H	Campbell	55 66
												283	H	Towson	74 72
												285	H	Kennesaw St.	55 70
												295	A	UMKC	62 55
												307	H	South Carolina St.	48 53
												327	H	Lipscomb	78 70
												336	A	NJIT	68 51
LAST 12 Division I GAMES:															
73	H	FGCU	38 65	123	A	Mercer	54 68								
237	A	USC Upstate	54 69	251	H	UNCW	47 63								
336	A	NJIT	68 51	281	H	Campbell	55 66								
327	H	Lipscomb	78 70	307	H	South Carolina St.	48 53								
285	H	Kennesaw St.	55 70	142	A	Alabama	47 69								
178	H	Jacksonville	39 73	260	A	Georgia St.	63 76								

Non-Div I Games: Warner 60 51 Webber Int'l 60 72 Trinity Baptist 97 30

North Florida

Loss, Non-Conf, S Site, H Home A Away N Neutral



North Texas

Through Games Of Feb. 3, 2016

Average RPI Win:	181	WON-LOST	WINNING	LAST 10	STRENGTH OF	OPP. STRENGTH	TEAM	ADJ.	CONF.	ADJ CONF.
Average RPI Loss:	128	RECORD	PCT. RANK	GAMES	SCHEDULE	OF SCHEDULE	RPI	RPI	RPI	RPI
DIV. I ONLY	8- 10	207	5- 5	146	129	190	190	11	11	
DIV. I NON-CONF.	5- 5	160	3- 1	183	164	168	168	10	10	
TOTALS	RPI 1-25	RPI 26-50	W-L RECORDS	RPI 51-100	RPI 101-150	RPI 150+				
8- 10	0- 0	1- 1	OVERALL	0- 3	2- 3	5- 3				
4- 6	0- 0	0- 1	HOME	0- 2	2- 1	2- 2				
4- 4	0- 0	1- 0	AWAY	0- 1	0- 2	3- 1				
0- 0	0- 0	0- 0	NEUTRAL	0- 0	0- 0	0- 0				
5- 5	0- 0	1- 0	NON-CONFERENCE	0- 1	2- 3	2- 1				
2- 3	0- 0	0- 0	HOME	0- 1	2- 1	0- 1				
3- 2	0- 0	1- 0	AWAY	0- 0	0- 2	2- 0				
0- 0	0- 0	0- 0	NEUTRAL	0- 0	0- 0	0- 0				
3- 5	0- 0	0- 1	CONFERENCE	0- 2	0- 0	3- 2				
2- 3	0- 0	0- 1	HOME	0- 1	0- 0	2- 1				
1- 2	0- 0	0- 0	AWAY	0- 1	0- 0	1- 1				
0- 0	0- 0	0- 0	NEUTRAL	0- 0	0- 0	0- 0				

RPI 1-25				RPI 26-50				RPI 51-100				RPI 101+				Team's RPI: 190	
RPI	S	Opponent	Score	RPI	S	Opponent	Score	RPI	S	Opponent	Score	RPI	S	Opponent	Score		
27	H	UTEP	67 75	27	H	UTEP	67 75	52	A	Western Ky.	53 65	115	H	San Francisco	61 69		
30	A	Oklahoma	61 57	30	A	Oklahoma	61 57	76	H	Middle Tenn.	52 76	118	A	Iona	51 62		
								95	H	Arizona	44 51	124	H	IUPUI	68 67		
												147	H	SMU	60 57		
												149	A	Texas St.	62 64		
												153	H	UAB	53 51		
												169	A	Marshall	71 63		
												181	H	Weber St.	38 45		
												232	A	Rice	97 100		
												232	H	Rice	73 79		
												236	H	UTSA	68 58		
												280	A	La Salle	69 63		
												312	A	Incarinate Word	62 55		
LAST 12 Division I GAMES:																	
232	H	Rice	73 79	27	H	UTEP	67 75	236	H	UTSA	68 58						
153	H	UAB	53 51	312	A	Incarinate Word	62 55	280	A	La Salle	69 63						
76	H	Middle Tenn.	52 76	118	A	Iona	51 62										
52	A	Western Ky.	53 65	124	H	IUPUI	68 67										
169	A	Marshall	71 63														
232	A	Rice	97 100														

Non-Div I Games:

North Texas

Loss, Non-Conf, S Site, H Home A Away N Neutral

## Northeastern

Through Games Of Feb. 3, 2016

Average RPI Win:	211	WON-LOST	WINNING	LAST 10	STRENGTH OF	OPP. STRENGTH	TEAM	ADJ.	CONF.	ADJ CONF.
Average RPI Loss:	120	RECORD	PCT. RANK	GAMES	SCHEDULE	OF SCHEDULE	RPI	RPI	RPI	RPI
DIV. I ONLY	7- 13	250	2- 8	86	199	200	200	13	13	
DIV. I NON-CONF.	5- 6	180	0- 3	149	244	196	196	12	12	
TOTALS	RPI 1-25	RPI 26-50	W-L RECORDS	RPI 51-100	RPI 101-150	RPI 150+				
7- 13	0- 2	0- 0	OVERALL	2- 5	0- 2	5- 4				
3- 7	0- 1	0- 0	HOME	1- 3	0- 1	2- 2				
4- 4	0- 0	0- 0	AWAY	1- 2	0- 0	3- 2				
0- 2	0- 1	0- 0	NEUTRAL	0- 0	0- 1	0- 0				
5- 6	0- 2	0- 0	NON-CONFERENCE	1- 1	0- 2	4- 1				
2- 4	0- 1	0- 0	HOME	1- 1	0- 1	1- 1				
3- 0	0- 0	0- 0	AWAY	0- 0	0- 0	3- 0				
0- 2	0- 1	0- 0	NEUTRAL	0- 0	0- 1	0- 0				
2- 7	0- 0	0- 0	CONFERENCE	1- 4	0- 0	1- 3				
1- 3	0- 0	0- 0	HOME	0- 2	0- 0	1- 1				
1- 4	0- 0	0- 0	AWAY	1- 2	0- 0	0- 2				
0- 0	0- 0	0- 0	NEUTRAL	0- 0	0- 0	0- 0				

RPI 1-25				RPI 26-50				RPI 51-100				RPI 101+ Team's RPI: 200			
RPI	S	Opponent	Score	RPI	S	Opponent	Score	RPI	S	Opponent	Score	RPI	S	Opponent	Score
17	H	Michigan St.	51 77					65	A	James Madison	62 85	130	H	Quinnipiac	60 71
24	N	Missouri	56 69					66	A	Hofstra	50 75	140	N	Fresno St.	55 69
								74	A	Drexel	73 65	192	A	William & Mary	62 69
								74	H	Drexel	49 53	192	H	William & Mary	69 68
								79	H	Elon	54 56	195	A	Delaware	52 59
								86	H	Boston College	45 71	204	H	Canisius	57 68
								94	H	Maine	56 44	210	A	Siena	70 67
												267	A	New Hampshire	66 54
												283	H	Towson	71 72
												296	H	UMES	60 49
												347	A	Boston U.	77 44
LAST 12 Division I GAMES:															
192	A	William & Mary	62 69	195	A	Delaware	52 59								
79	H	Elon	54 56	74	A	Drexel	73 65								
74	H	Drexel	49 53	283	H	Towson	71 72								
66	A	Hofstra	50 75	86	H	Boston College	45 71								
65	A	James Madison	62 85	204	H	Canisius	57 68								
192	H	William & Mary	69 68	17	H	Michigan St.	51 77								

Non-Div I Games:

Northeastern

■ Loss, 
 ■ Non-Conf, 
 ■ S Site, 
 ■ H Home 
 ■ A Away 
 N Neutral

Average RPI Win:	274	WON-LOST	WINNING	LAST 10	STRENGTH OF	OPP. STRENGTH	TEAM	ADJ.	CONF.	ADJ CONF.
Average RPI Loss:	139	RECORD	PCT. RANK	GAMES	SCHEDULE	OF SCHEDULE	RPI	RPI	RPI	RPI
DIV. I ONLY	4- 14	304	2- 8	100	243	261	261	18	18	
DIV. I NON-CONF.	2- 7	280	0- 2	88	211	212	212	19	19	
TOTALS	RPI 1-25	RPI 26-50	W-L RECORDS	RPI 51-100	RPI 101-150	RPI 150+				
4- 14	0- 0	0- 1	OVERALL	0- 2	0- 3	4- 8				
3- 4	0- 0	0- 0	HOME	0- 0	0- 1	3- 3				
1- 9	0- 0	0- 1	AWAY	0- 2	0- 1	1- 5				
0- 1	0- 0	0- 0	NEUTRAL	0- 0	0- 1	0- 0				
2- 7	0- 0	0- 1	NON-CONFERENCE	0- 2	0- 2	2- 2				
1- 1	0- 0	0- 0	HOME	0- 0	0- 0	1- 1				
1- 5	0- 0	0- 1	AWAY	0- 2	0- 1	1- 1				
0- 1	0- 0	0- 0	NEUTRAL	0- 0	0- 1	0- 0				
2- 7	0- 0	0- 0	CONFERENCE	0- 0	0- 1	2- 6				
2- 3	0- 0	0- 0	HOME	0- 0	0- 1	2- 2				
0- 4	0- 0	0- 0	AWAY	0- 0	0- 0	0- 4				
0- 0	0- 0	0- 0	NEUTRAL	0- 0	0- 0	0- 0				

RPI S	Opponent	Score	RPI S	Opponent	Score	RPI S	Opponent	Score	RPI S	Opponent	Score	Team's RPI: 261
27	A UTEP	66 77	62	A Nebraska	67 90	101	A New Mexico St.	53 87	117	H Idaho	51 72	
			91	A Iowa St.	63 79	133	N Long Beach St.	48 69	152	H Idaho St.	63 62	
						155	A Montana St.	77 86	158	A Colorado	66 90	
						167	H Hawaii	52 61	172	A North Dakota	56 63	
						180	H Eastern Wash.	71 81	181	H Weber St.	56 76	
						183	A Northern Colo.	55 79	220	A Montana	58 81	
						287	H Lamar	75 63	320	A UC Irvine	71 55	
						335	H Southern Utah	57 48				
LAST 12 Division I GAMES:												
152	H Idaho St.	63 62	335	H Southern Utah	57 48							
181	H Weber St.	56 76	155	A Montana St.	77 86							
183	A Northern Colo.	55 79	220	A Montana	58 81							
172	A North Dakota	56 63	91	A Iowa St.	63 79							
180	H Eastern Wash.	71 81	62	A Nebraska	67 90							
117	H Idaho	51 72	158	A Colorado	66 90							

Non-Div I Games: N.M. Highlands 91 43 Dixie St. 68 66

Northern Ariz.

Loss, Non-Conf, S Site, H Home A Away N Neutral

Average RPI Win: <b>220</b>	WON-LOST	WINNING	LAST 10	STRENGTH OF	OPP. STRENGTH	TEAM	ADJ.	CONF.	ADJ CONF.
Average RPI Loss: <b>141</b>	RECORD	PCT. RANK	GAMES	SCHEDULE	OF SCHEDULE	RPI	RPI	RPI	RPI
DIV. I ONLY	8- 10	207	4- 6	143	195	183	183	18	18
DIV. I NON-CONF.	4- 5	193	0- 3	147	101	158	158	19	19
TOTALS	RPI 1-25	RPI 26-50	W-L RECORDS	RPI 51-100	RPI 101-150	RPI 150+			
8- 10	0- 0	0- 0	OVERALL	0- 3	1- 1	7- 6			
5- 2	0- 0	0- 0	HOME	0- 2	0- 0	5- 0			
1- 8	0- 0	0- 0	AWAY	0- 1	0- 1	1- 6			
2- 0	0- 0	0- 0	NEUTRAL	0- 0	1- 0	1- 0			
4- 5	0- 0	0- 0	NON-CONFERENCE	0- 3	1- 0	3- 2			
1- 2	0- 0	0- 0	HOME	0- 2	0- 0	1- 0			
1- 3	0- 0	0- 0	AWAY	0- 1	0- 0	1- 2			
2- 0	0- 0	0- 0	NEUTRAL	0- 0	1- 0	1- 0			
4- 5	0- 0	0- 0	CONFERENCE	0- 0	0- 1	4- 4			
4- 0	0- 0	0- 0	HOME	0- 0	0- 0	4- 0			
0- 5	0- 0	0- 0	AWAY	0- 0	0- 1	0- 4			
0- 0	0- 0	0- 0	NEUTRAL	0- 0	0- 0	0- 0			

RPI 1-25			RPI 26-50			RPI 51-100			RPI 101+			Team's RPI: 183
RPI	S	Opponent	Score	RPI	S	Opponent	Score	RPI	S	Opponent	Score	
						53 H St. Mary's (CA)	52 65	105 N Akron			78 65	
						59 A South Dakota St.	62 66	117 A Idaho			56 66	
						61 H Colorado St.	46 62	152 H Idaho St.			48 47	
								155 A Montana St.			58 66	
								158 A Colorado			41 63	
								172 A North Dakota			51 54	
								180 A Eastern Wash.			55 59	
								181 H Weber St.			65 63	
								197 N Valparaiso			77 63	
								220 A Montana			46 58	
								226 H Utah St.			74 60	
								230 A Grand Canyon			59 69	
								261 H Northern Ariz.			79 55	
								299 A Denver			60 51	
								335 H Southern Utah			64 44	
LAST 12 Division I GAMES:												
172 A		North Dakota	51 54	152 H		Idaho St.	48 47					
261 H		Northern Ariz.	79 55	117 A		Idaho	56 66					
335 H		Southern Utah	64 44	180 A		Eastern Wash.	55 59					
155 A		Montana St.	58 66	230 A		Grand Canyon	59 69					
220 A		Montana	46 58	61 H		Colorado St.	46 62					
181 H		Weber St.	65 63	59 A		South Dakota St.	62 66					

Non-Div I Games: Western St. 101 48

Northern Colo.

Average RPI Win:	247	WON-LOST	WINNING	LAST 10	STRENGTH OF	OPP. STRENGTH	TEAM	ADJ.	CONF.	ADJ CONF.
Average RPI Loss:	168	RECORD	PCT. RANK	GAMES	SCHEDULE	OF SCHEDULE	RPI	RPI	RPI	RPI
DIV. I ONLY	8- 11	218	1- 0	322	180	264	264	12	12	
DIV. I NON-CONF.	6- 4	125	1- 0	348	265	256	256	13	13	
TOTALS	RPI 1-25	RPI 26-50	W-L RECORDS	RPI 51-100	RPI 101-150	RPI 150+				
8- 11	0- 0	0- 1	OVERALL	0- 1	3- 3	5- 6				
4- 3	0- 0	0- 1	HOME	0- 0	2- 1	2- 1				
2- 7	0- 0	0- 0	AWAY	0- 1	1- 2	1- 4				
2- 1	0- 0	0- 0	NEUTRAL	0- 0	0- 0	2- 1				
6- 4	0- 0	0- 0	NON-CONFERENCE	0- 0	1- 1	5- 3				
3- 0	0- 0	0- 0	HOME	0- 0	1- 0	2- 0				
1- 3	0- 0	0- 0	AWAY	0- 0	0- 1	1- 2				
2- 1	0- 0	0- 0	NEUTRAL	0- 0	0- 0	2- 1				
2- 7	0- 0	0- 1	CONFERENCE	0- 1	2- 2	0- 3				
1- 3	0- 0	0- 1	HOME	0- 0	1- 1	0- 1				
1- 4	0- 0	0- 0	AWAY	0- 1	1- 1	0- 2				
0- 0	0- 0	0- 0	NEUTRAL	0- 0	0- 0	0- 0				

RPI 1-25			RPI 26-50			RPI 51-100			RPI 101+			Team's RPI: 264
RPI	S	Opponent	Score	RPI	S	Opponent	Score	RPI	S	Opponent	Score	
				32	H	Ohio	47 72	80	A	Central Mich.	63 95	
								102	H	Drake	87 73	
								105	A	Akron	65 58	
								106	A	Toledo	59 66	
								119	H	Eastern Mich.	80 87	
								129	H	Buffalo	76 74	
								144	A	SIUE	67 93	
								165	A	Wisconsin	62 89	
								191	A	Milwaukee	58 73	
								202	N	Kansas	58 66	
								234	H	Bowling Green	43 58	
								242	A	Miami (OH)	60 66	
								303	H	Bradley	68 64	
								317	N	Illinois St.	68 59	
								331	A	Kent St.	85 95	
								338	A	Chicago St.	68 50	
								341	N	Cal St. Fullerton	72 49	
								342	H	Eastern Ill.	79 63	
LAST 12 Division I GAMES:												
				341	N	Cal St. Fullerton	72 49	80	A	Central Mich.	63 95	
				129	H	Buffalo	76 74	119	H	Eastern Mich.	80 87	
				331	A	Kent St.	85 95	242	A	Miami (OH)	60 66	
				32	H	Ohio	47 72	105	A	Akron	65 58	
				234	H	Bowling Green	43 58	338	A	Chicago St.	68 50	
				106	A	Toledo	59 66	303	H	Bradley	68 64	

Non-Div I Games: Wis. Lutheran 69 42

Northern Ill.

Average RPI Win:	219	WON-LOST	WINNING	LAST 10	STRENGTH OF	OPP. STRENGTH	TEAM	ADJ.	CONF.	ADJ CONF.
Average RPI Loss:	131	RECORD	PCT. RANK	GAMES	SCHEDULE	OF SCHEDULE	RPI	RPI	RPI	RPI
DIV. I ONLY	10- 8	139	4- 6	172	156	159	159	14	14	
DIV. I NON-CONF.	6- 3	100	0- 1	266	144	166	166	15	15	
TOTALS	RPI 1-25	RPI 26-50	W-L RECORDS	RPI 51-100	RPI 101-150	RPI 150+				
10- 8	0- 2	0- 0	OVERALL	1- 0	1- 2	8- 4				
5- 5	0- 2	0- 0	HOME	1- 0	0- 1	4- 2				
5- 3	0- 0	0- 0	AWAY	0- 0	1- 1	4- 2				
0- 0	0- 0	0- 0	NEUTRAL	0- 0	0- 0	0- 0				
6- 3	0- 1	0- 0	NON-CONFERENCE	1- 0	0- 1	5- 1				
4- 2	0- 1	0- 0	HOME	1- 0	0- 1	3- 0				
2- 1	0- 0	0- 0	AWAY	0- 0	0- 0	2- 1				
0- 0	0- 0	0- 0	NEUTRAL	0- 0	0- 0	0- 0				
4- 5	0- 1	0- 0	CONFERENCE	0- 0	1- 1	3- 3				
1- 3	0- 1	0- 0	HOME	0- 0	0- 0	1- 2				
3- 2	0- 0	0- 0	AWAY	0- 0	1- 1	2- 1				
0- 0	0- 0	0- 0	NEUTRAL	0- 0	0- 0	0- 0				

RPI	S	Opponent	Score	RPI	S	Opponent	Score	RPI	S	Opponent	Score	RPI	S	Opponent	Score	Team's RPI: 159
22	H	Kentucky	65 84					77	H	Marquette	83 78	105	H	Akron	75 77	
23	H	Green Bay	73 81									107	A	Wright St.	61 66	
												110	A	Youngstown St.	88 77	
												188	A	Detroit	65 66	
												191	H	Milwaukee	60 86	
												194	A	Oakland	75 71	
												197	H	Valparaiso	60 61	
												207	A	Robert Morris	72 70	
												208	H	Ill.-Chicago	55 53	
												211	A	Cincinnati	68 71	
												242	A	Miami (OH)	71 57	
												243	H	Indiana St.	73 67	
												278	H	Tennessee Tech	88 62	
												301	A	Cleveland St.	83 51	
												334	H	IPFW	77 64	
LAST 12 Division I GAMES:																
110	A	Youngstown St.	88 77	107	A	Wright St.	61 66									
301	A	Cleveland St.	83 51	208	H	Ill.-Chicago	55 53									
191	H	Milwaukee	60 86	197	H	Valparaiso	60 61									
23	H	Green Bay	73 81	105	H	Akron	75 77									
188	A	Detroit	65 66	334	H	IPFW	77 64									
194	A	Oakland	75 71	22	H	Kentucky	65 84									

Non-Div I Games: Ind.-Kokomo 104 33 West Virginia St. 92 47

Northern Ky.

Loss, Non-Conf, S Site, H Home A Away N Neutral

## Northwestern

Through Games Of Feb. 3, 2016

Average RPI Win:	172	WON-LOST	WINNING	LAST 10	STRENGTH OF	OPP. STRENGTH	TEAM	ADJ.	CONF.	ADJ CONF.
Average RPI Loss:	49	RECORD	PCT. RANK	GAMES	SCHEDULE	OF SCHEDULE	RPI	RPI	RPI	RPI
DIV. I ONLY	13- 9	121	2- 8	52	64	82	82	4	4	
DIV. I NON-CONF.	11- 1	16	1- 1	230	186	72	72	4	4	
TOTALS	RPI 1-25	RPI 26-50	W-L RECORDS	RPI 51-100	RPI 101-150	RPI 150+				
13- 9	1- 3	0- 3	OVERALL	1- 1	3- 2	8- 0				
8- 4	1- 0	0- 3	HOME	1- 1	1- 0	5- 0				
2- 5	0- 0	0- 0	AWAY	0- 0	1- 1	1- 0				
3- 0	0- 0	0- 0	NEUTRAL	0- 0	1- 0	2- 0				
11- 1	0- 0	0- 1	NON-CONFERENCE	0- 0	3- 0	8- 0				
6- 1	0- 0	0- 1	HOME	0- 0	1- 0	5- 0				
2- 0	0- 0	0- 0	AWAY	0- 0	1- 0	1- 0				
3- 0	0- 0	0- 0	NEUTRAL	0- 0	1- 0	2- 0				
2- 8	1- 3	0- 2	CONFERENCE	1- 1	0- 2	0- 0				
2- 3	1- 0	0- 2	HOME	1- 1	0- 0	0- 0				
0- 5	0- 3	0- 0	AWAY	0- 0	0- 2	0- 0				
0- 0	0- 0	0- 0	NEUTRAL	0- 0	0- 0	0- 0				

RPI 1-25				RPI 26-50				RPI 51-100				RPI 101+			
RPI	S	Opponent	Score	RPI	S	Opponent	Score	RPI	S	Opponent	Score	RPI	S	Opponent	Score
5	A	Ohio St.	73 76	29	H	DePaul	64 77	54	H	Indiana	84 91	108	A	Minnesota	92 95
5	H	Ohio St.	86 82	34	H	Purdue	71 85	62	H	Nebraska	85 62	120	A	North Carolina	85 72
14	A	Maryland	62 80	43	H	Iowa	64 79					125	N	Creighton	75 52
17	A	Michigan St.	51 74									126	H	Western Mich.	86 62
												136	A	Penn St.	72 79
												152	H	Idaho St.	72 36
												157	A	Loyola Chicago	81 72
												177	N	East Carolina	78 75
												180	N	Eastern Wash.	74 70
												191	H	Milwaukee	69 44
												295	H	UMKC	80 38
												321	H	Howard	89 49
												328	H	Alcorn	91 47
LAST 12 Division I GAMES:															
43	H	Iowa	64 79	17	A	Michigan St.	51 74								
5	A	Ohio St.	73 76	34	H	Purdue	71 85								
54	H	Indiana	84 91	62	H	Nebraska	85 62								
108	A	Minnesota	92 95	136	A	Penn St.	72 79								
14	A	Maryland	62 80	295	H	UMKC	80 38								
5	H	Ohio St.	86 82	29	H	DePaul	64 77								

Non-Div I Games:

Northwestern

■ Loss, 
■ Non-Conf, 
■ S Site, 
■ H Home 
■ A Away 
N Neutral

Average RPI Win:	282	WON-LOST	WINNING	LAST 10	STRENGTH OF	OPP. STRENGTH	TEAM	ADJ.	CONF.	ADJ CONF.
Average RPI Loss:	114	RECORD	PCT. RANK	GAMES	SCHEDULE	OF SCHEDULE	RPI	RPI	RPI	RPI
DIV. I ONLY	8- 9	191	6- 4	107	304	162	162	27	27	
DIV. I NON-CONF.	2- 5	253	1- 0	7	258	137	137	26	26	
TOTALS	RPI 1-25	RPI 26-50	W-L RECORDS	RPI 51-100	RPI 101-150	RPI 150+				
8- 9	0- 2	0- 1	OVERALL	0- 0	0- 5	8- 1				
6- 1	0- 0	0- 0	HOME	0- 0	0- 1	6- 0				
2- 7	0- 1	0- 0	AWAY	0- 0	0- 0	2- 0				
0- 1	0- 0	0- 0	NEUTRAL	0- 0	0- 1	0- 0				
2- 5	0- 2	0- 0	NON-CONFERENCE	0- 0	0- 3	2- 0				
2- 0	0- 0	0- 0	HOME	0- 0	0- 0	2- 0				
0- 4	0- 2	0- 0	AWAY	0- 0	0- 2	0- 0				
0- 1	0- 0	0- 0	NEUTRAL	0- 0	0- 1	0- 0				
6- 4	0- 0	0- 1	CONFERENCE	0- 0	0- 2	6- 1				
4- 1	0- 0	0- 0	HOME	0- 0	0- 1	4- 0				
2- 3	0- 0	0- 1	AWAY	0- 0	0- 1	2- 1				
0- 0	0- 0	0- 0	NEUTRAL	0- 0	0- 0	0- 0				

RPI 1-25				RPI 26-50				RPI 51-100				RPI 101+ Team's RPI: 162			
RPI	S	Opponent	Score	RPI	S	Opponent	Score	RPI	S	Opponent	Score	RPI	S	Opponent	Score
3	A	Baylor	44 86	45	A	Abilene Christian	46 67					101	A	New Mexico St.	54 65
9	A	Texas	33 86									116	H	Central Ark.	49 74
												133	N	Long Beach St.	59 60
												147	A	SMU	36 74
												150	A	McNeese St.	74 78
												216	H	Grambling	71 62
												225	H	Houston Baptist	55 44
												241	H	Sam Houston St.	69 49
												287	A	Lamar	73 51
												312	A	Incarinate Word	53 48
												315	H	Southeastern La.	82 62
												319	A	Nicholls St.	61 70
												324	H	Jackson St.	59 54
												333	H	A&M-Corpus Christi	60 43
LAST 12 Division I GAMES:															
315	H	Southeastern La.	82 62	312	A	Incarinate Word	53 48								
116	H	Central Ark.	49 74	45	A	Abilene Christian	46 67								
150	A	McNeese St.	74 78	241	H	Sam Houston St.	69 49								
319	A	Nicholls St.	61 70	225	H	Houston Baptist	55 44								
287	A	Lamar	73 51	324	H	Jackson St.	59 54								
333	H	A&M-Corpus Christi	60 43	216	H	Grambling	71 62								

Non-Div I Games: LeTourneau 73 44 Xavier (LA) 73 57 LSU-Alexandria 94 65 Central Baptist 86 56 Northwestern St.

Loss, Non-Conf, S Site, H Home A Away N Neutral



Notre Dame

Through Games Of Feb. 3, 2016

Average RPI Win:	84	WON-LOST	WINNING	LAST 10	STRENGTH OF	OPP. STRENGTH	TEAM	ADJ.	CONF.	ADJ CONF.
Average RPI Loss:	4	RECORD	PCT. RANK	GAMES	SCHEDULE	OF SCHEDULE	RPI	RPI	RPI	RPI
DIV. I ONLY	21- 1	4	3- 0	4	1	1	1	5	5	
DIV. I NON-CONF.	12- 1	10	1- 0	9	1	2	2	5	5	
TOTALS	RPI 1-25	RPI 26-50	W-L RECORDS	RPI 51-100	RPI 101-150	RPI 150+				
21- 1	5- 1	2- 0	OVERALL	8- 0	4- 0	2- 0				
10- 0	4- 0	1- 0	HOME	2- 0	3- 0	0- 0				
9- 1	0- 1	1- 0	AWAY	6- 0	1- 0	1- 0				
2- 0	1- 0	0- 0	NEUTRAL	0- 0	0- 0	1- 0				
12- 1	4- 1	1- 0	NON-CONFERENCE	3- 0	2- 0	2- 0				
6- 0	3- 0	1- 0	HOME	0- 0	2- 0	0- 0				
4- 1	0- 1	0- 0	AWAY	3- 0	0- 0	1- 0				
2- 0	1- 0	0- 0	NEUTRAL	0- 0	0- 0	1- 0				
9- 0	1- 0	1- 0	CONFERENCE	5- 0	2- 0	0- 0				
4- 0	1- 0	0- 0	HOME	2- 0	1- 0	0- 0				
5- 0	0- 0	1- 0	AWAY	3- 0	1- 0	0- 0				
0- 0	0- 0	0- 0	NEUTRAL	0- 0	0- 0	0- 0				

RPI	S	Opponent	Score	RPI	S	Opponent	Score	RPI	S	Opponent	Score	RPI	S	Opponent	Score
4	A	UConn	81 91	29	H	DePaul	95 90	59	A	South Dakota St.	75 64	103	H	Bucknell	85 54
5	H	Ohio St.	75 72	38	A	Duke	68 61	86	A	Boston College	63 50	106	H	Toledo	74 39
7	H	Oregon St.	62 61					88	A	Saint Joseph's	91 55	120	H	North Carolina	88 54
8	N	UCLA	92 84					89	A	Virginia	74 46	132	A	Pittsburgh	65 55
12	H	Tennessee	79 66					90	H	Virginia Tech	80 41	197	A	Valparaiso	110 54
20	H	Syracuse	90 62					92	A	Georgia Tech	54 42	299	N	Denver	94 52
								92	H	Georgia Tech	85 76				
								93	A	TCU	88 72				
LAST 12 Division I GAMES:															
8	N	UCLA	92 84	86	A	Boston College	63 50								
38	A	Duke	68 61	120	H	North Carolina	88 54								
92	A	Georgia Tech	54 42	89	A	Virginia	74 46								
90	H	Virginia Tech	80 41	132	A	Pittsburgh	65 55								
20	H	Syracuse	90 62	92	H	Georgia Tech	85 76								
12	H	Tennessee	79 66	7	H	Oregon St.	62 61								

Non-Div I Games:

Notre Dame

Loss, Non-Conf, S Site, H Home A Away N Neutral

Average RPI Win:	258	WON-LOST	WINNING	LAST 10	STRENGTH OF	OPP. STRENGTH	TEAM	ADJ.	CONF.	ADJ CONF.
Average RPI Loss:	138	RECORD	PCT. RANK	GAMES	SCHEDULE	OF SCHEDULE	RPI	RPI	RPI	RPI
DIV. I ONLY	10- 8	139	6- 4	262	228	194	194	14	14	
DIV. I NON-CONF.	6- 3	100	3- 1	337	318	225	225	15	15	
TOTALS	RPI 1-25	RPI 26-50	W-L RECORDS	RPI 51-100	RPI 101-150	RPI 150+				
10- 8	1- 1	0- 0	OVERALL	0- 1	0- 2	9- 4				
3- 5	0- 1	0- 0	HOME	0- 1	0- 2	3- 1				
7- 3	1- 0	0- 0	AWAY	0- 0	0- 0	6- 3				
0- 0	0- 0	0- 0	NEUTRAL	0- 0	0- 0	0- 0				
6- 3	0- 1	0- 0	NON-CONFERENCE	0- 1	0- 0	6- 1				
2- 2	0- 1	0- 0	HOME	0- 1	0- 0	2- 0				
4- 1	0- 0	0- 0	AWAY	0- 0	0- 0	4- 1				
0- 0	0- 0	0- 0	NEUTRAL	0- 0	0- 0	0- 0				
4- 5	1- 0	0- 0	CONFERENCE	0- 0	0- 2	3- 3				
1- 3	0- 0	0- 0	HOME	0- 0	0- 2	1- 1				
3- 2	1- 0	0- 0	AWAY	0- 0	0- 0	2- 2				
0- 0	0- 0	0- 0	NEUTRAL	0- 0	0- 0	0- 0				

RPI 1-25				RPI 26-50				RPI 51-100				RPI 101+ Team's RPI: 194			
RPI	S	Opponent	Score	RPI	S	Opponent	Score	RPI	S	Opponent	Score	RPI	S	Opponent	Score
17	H	Michigan St.	62 82					80	H	Central Mich.	87 110	107	H	Wright St.	72 77
23	A	Green Bay	58 56									110	H	Youngstown St.	77 96
												159	H	Northern Ky.	71 75
												188	A	Detroit	79 73
												191	A	Milwaukee	64 77
												197	A	Valparaiso	66 81
												208	A	Ill.-Chicago	78 76
												242	A	Miami (OH)	54 65
												272	H	Dartmouth	78 60
												277	A	Vermont	74 68
												286	A	Niagara	77 67
												301	H	Cleveland St.	79 69
												334	H	IPFW	81 74
												338	A	Chicago St.	74 51
												349	A	Norfolk St.	83 73
LAST 12 Division I GAMES:															
191	A	Milwaukee	64 77	208	A	Ill.-Chicago	78 76								
23	A	Green Bay	58 56	301	H	Cleveland St.	79 69								
188	A	Detroit	79 73	277	A	Vermont	74 68								
107	H	Wright St.	72 77	334	H	IPFW	81 74								
159	H	Northern Ky.	71 75	338	A	Chicago St.	74 51								
197	A	Valparaiso	66 81	17	H	Michigan St.	62 82								

Non-Div I Games: Rochester College 83 49 Mich.-Dearborn 123 38

Oakland

■ Loss, 
■ Non-Conf, S Site, 
■ Home 
■ Away 
N Neutral

Average RPI Win: 172		WON-LOST	WINNING	LAST 10	STRENGTH OF	OPP. STRENGTH	TEAM	ADJ.	CONF.	ADJ CONF.
Average RPI Loss: 87		RECORD	PCT. RANK	GAMES	SCHEDULE	OF SCHEDULE	RPI	RPI	RPI	RPI
DIV. I ONLY		17- 4	29	9- 1	108	102	32	32	12	12
DIV. I NON-CONF.		8- 3	77	2- 0	186	61	65	65	13	13
TOTALS		RPI 1-25	RPI 26-50		W-L RECORDS		RPI 51-100	RPI 101-150	RPI 150+	
17- 4	0- 0	0- 2		OVERALL		6- 0	3- 2	8- 0		
7- 0	0- 0	0- 0		HOME		3- 0	2- 0	2- 0		
6- 4	0- 0	0- 1		AWAY		1- 0	1- 0	4- 0		
4- 0	0- 0	0- 0		NEUTRAL		2- 0	0- 0	2- 0		
8- 3	0- 0	0- 2		NON-CONFERENCE		3- 0	0- 1	5- 0		
3- 0	0- 0	0- 0		HOME		1- 0	0- 0	2- 0		
1- 3	0- 0	0- 2		AWAY		0- 0	0- 1	1- 0		
4- 0	0- 0	0- 0		NEUTRAL		2- 0	0- 0	2- 0		
9- 1	0- 0	0- 0		CONFERENCE		3- 0	3- 1	3- 0		
4- 0	0- 0	0- 0		HOME		2- 0	2- 0	0- 0		
5- 1	0- 0	0- 0		AWAY		1- 0	1- 1	3- 0		
0- 0	0- 0	0- 0		NEUTRAL		0- 0	0- 0	0- 0		

RPI S	Opponent	Score	RPI S	Opponent	Score	Team's RPI: 32	RPI S	Opponent	Score	RPI S	Opponent	Score
26	A Duquesne	47 64	49	A Vanderbilt	59 62		54	N Indiana	63 56	105	H Akron	75 55
							57	A Ball St.	68 67	119	A Eastern Mich.	71 64
							57	H Ball St.	73 48	126	H Western Mich.	73 63
							73	N FGCU	69 57	129	A Buffalo	43 51
							76	H Middle Tenn.	72 49	143	A Illinois	53 62
							80	H Central Mich.	86 84	177	N East Carolina	64 61
										234	A Bowling Green	72 57
										251	A UNCW	75 59
										264	A Northern Ill.	72 47
										275	H Saint Francis (PA)	91 65
										313	N Winthrop	75 54
										331	A Kent St.	93 54
										334	H IPFW	79 52
LAST 12 Division I GAMES:												
129	A Buffalo	43 51	119	A Eastern Mich.	71 64							
57	A Ball St.	68 67	234	A Bowling Green	72 57							
105	H Akron	75 55	57	H Ball St.	73 48							
264	A Northern Ill.	72 47	126	H Western Mich.	73 63							
331	A Kent St.	93 54	76	H Middle Tenn.	72 49							
80	H Central Mich.	86 84	177	N East Carolina	64 61							

Non-Div I Games:

Ohio

Average RPI Win:	100	WON-LOST	WINNING	LAST 10	STRENGTH OF	OPP. STRENGTH	TEAM	ADJ.	CONF.	ADJ CONF.
Average RPI Loss:	22	RECORD	PCT. RANK	GAMES	SCHEDULE	OF SCHEDULE	RPI	RPI	RPI	RPI
DIV. I ONLY	17- 4	29	9- 1	2	14	5	5	4	4	
DIV. I NON-CONF.	8- 3	77	2- 0	5	43	7	7	4	4	
TOTALS	RPI 1-25	RPI 26-50	W-L RECORDS	RPI 51-100	RPI 101-150	RPI 150+				
17- 4	3- 3	4- 0	OVERALL	4- 1	3- 0	3- 0				
10- 1	1- 1	3- 0	HOME	3- 0	1- 0	2- 0				
5- 3	1- 2	1- 0	AWAY	1- 1	1- 0	1- 0				
2- 0	1- 0	0- 0	NEUTRAL	0- 0	1- 0	0- 0				
8- 3	1- 3	1- 0	NON-CONFERENCE	1- 0	2- 0	3- 0				
5- 1	0- 1	1- 0	HOME	1- 0	1- 0	2- 0				
1- 2	0- 2	0- 0	AWAY	0- 0	0- 0	1- 0				
2- 0	1- 0	0- 0	NEUTRAL	0- 0	1- 0	0- 0				
9- 1	2- 0	3- 0	CONFERENCE	3- 1	1- 0	0- 0				
5- 0	1- 0	2- 0	HOME	2- 0	0- 0	0- 0				
4- 1	1- 0	1- 0	AWAY	1- 1	1- 0	0- 0				
0- 0	0- 0	0- 0	NEUTRAL	0- 0	0- 0	0- 0				

RPI 1-25				Team's RPI: 5		RPI 26-50				RPI 51-100				RPI 101+					
RPI	S	Opponent	Score		RPI	S	Opponent	Score		RPI	S	Opponent	Score		RPI	S	Opponent	Score	
1	A	Notre Dame	72	75	34	H	Purdue	90	70	54	H	Indiana	97	70	104	N	Liberty	75	65
2	A	South Carolina	80	88	39	A	Rutgers	67	58	71	A	Michigan	97	93	122	H	Belmont	84	56
4	H	UConn	56	100	39	H	Rutgers	90	78	82	A	Northwestern	82	86	143	A	Illinois	80	70
14	A	Maryland	80	71	48	H	Princeton	90	70	82	H	Northwestern	76	73	211	A	Cincinnati	105	76
16	N	Texas A&M	95	80						89	H	Virginia	93	73	276	H	N.C. A&T	89	56
17	H	Michigan St.	85	80											337	H	Wagner	106	47
LAST 12 Division I GAMES:																			
143	A	Illinois	80	70	39	H	Rutgers	90	78	54	H	Indiana	97	70	14	A	Maryland	80	71
82	H	Northwestern	76	73	71	A	Michigan	97	93	17	H	Michigan St.	85	80	89	H	Virginia	93	73
39	A	Rutgers	67	58	34	H	Purdue	90	70	48	H	Princeton	90	70					
71	A	Michigan	97	93	82	A	Northwestern	82	86										

Non-Div I Games:

Ohio St.

Average RPI Win:	134	WON-LOST	WINNING	LAST 10	STRENGTH OF	OPP. STRENGTH	TEAM	ADJ.	CONF.	ADJ CONF.
Average RPI Loss:	41	RECORD	PCT. RANK	GAMES	SCHEDULE	OF SCHEDULE	RPI	RPI	RPI	RPI
DIV. I ONLY	15- 6	62	6- 4	42	15	30	30	3	3	
DIV. I NON-CONF.	9- 2	37	1- 1	182	22	62	62	3	3	
TOTALS	RPI 1-25	RPI 26-50	W-L RECORDS	RPI 51-100	RPI 101-150	RPI 150+				
15- 6	2- 5	2- 0	OVERALL	4- 0	1- 0	6- 1				
8- 2	1- 1	2- 0	HOME	0- 0	1- 0	4- 1				
5- 3	1- 3	0- 0	AWAY	2- 0	0- 0	2- 0				
2- 1	0- 1	0- 0	NEUTRAL	2- 0	0- 0	0- 0				
9- 2	2- 1	0- 0	NON-CONFERENCE	2- 0	0- 0	5- 1				
4- 1	1- 0	0- 0	HOME	0- 0	0- 0	3- 1				
3- 0	1- 0	0- 0	AWAY	0- 0	0- 0	2- 0				
2- 1	0- 1	0- 0	NEUTRAL	2- 0	0- 0	0- 0				
6- 4	0- 4	2- 0	CONFERENCE	2- 0	1- 0	1- 0				
4- 1	0- 1	2- 0	HOME	0- 0	1- 0	1- 0				
2- 3	0- 3	0- 0	AWAY	2- 0	0- 0	0- 0				
0- 0	0- 0	0- 0	NEUTRAL	0- 0	0- 0	0- 0				

RPI 1-25				RPI 26-50				Team's RPI: 30				RPI 51-100				RPI 101+			
RPI	S	Opponent	Score	RPI	S	Opponent	Score	RPI	S	Opponent	Score	RPI	S	Opponent	Score	RPI	S	Opponent	Score
3	A	Baylor	68 78	40	H	West Virginia	57 54	68	N	Utah	70 55	126	H	Texas Tech	92 53				
9	A	Texas	76 83	46	H	Kansas St.	68 58	86	N	Boston College	76 61	175	H	Little Rock	65 52				
15	A	Oklahoma St.	42 73					91	A	Iowa St.	77 71	189	A	Tulsa	75 62				
15	H	Oklahoma St.	69 71					93	A	TCU	78 65	190	H	North Texas	57 61				
16	N	Texas A&M	68 74									202	H	Kansas	67 44				
19	A	Washington	71 68									236	H	UTSA	80 41				
21	H	BYU	73 47									303	A	Bradley	79 46				
												313	H	Winthrop	78 48				
LAST 12 Division I GAMES:																			
15	H	Oklahoma St.	69 71	46	H	Kansas St.	68 58												
91	A	Iowa St.	77 71	93	A	TCU	78 65												
40	H	West Virginia	57 54	3	A	Baylor	68 78												
9	A	Texas	76 83	202	H	Kansas	67 44												
126	H	Texas Tech	92 53	16	N	Texas A&M	68 74												
15	A	Oklahoma St.	42 73	236	H	UTSA	80 41												

Non-Div I Games:

Oklahoma

■ Loss, 
 ■ Non-Conf, S Site, 
 ■ Home 
 ■ Away 
 N Neutral

Average RPI Win: 143		WON-LOST	WINNING	LAST 10	STRENGTH OF	OPP. STRENGTH	TEAM	ADJ.	CONF.	ADJ CONF.
Average RPI Loss: 47		RECORD	PCT. RANK	GAMES	SCHEDULE	OF SCHEDULE	RPI	RPI	RPI	RPI
DIV. I ONLY		17- 4	29	7- 3	46	61	15	15	3	3
DIV. I NON-CONF.		10- 1	19	2- 0	165	206	34	34	3	3
TOTALS		RPI 1-25	RPI 26-50		W-L RECORDS		RPI 51-100	RPI 101-150	RPI 150+	
17- 4	1- 1	2- 2		OVERALL		4- 1	3- 0	7- 0		
12- 1	1- 1	1- 0		HOME		3- 0	2- 0	5- 0		
5- 3	0- 0	1- 2		AWAY		1- 1	1- 0	2- 0		
0- 0	0- 0	0- 0		NEUTRAL		0- 0	0- 0	0- 0		
10- 1	0- 0	0- 1		NON-CONFERENCE		2- 0	2- 0	6- 0		
8- 0	0- 0	0- 0		HOME		1- 0	2- 0	5- 0		
2- 1	0- 0	0- 1		AWAY		1- 0	0- 0	1- 0		
0- 0	0- 0	0- 0		NEUTRAL		0- 0	0- 0	0- 0		
7- 3	1- 1	2- 1		CONFERENCE		2- 1	1- 0	1- 0		
4- 1	1- 1	1- 0		HOME		2- 0	0- 0	0- 0		
3- 2	0- 0	1- 1		AWAY		0- 1	1- 0	1- 0		
0- 0	0- 0	0- 0		NEUTRAL		0- 0	0- 0	0- 0		

RPI	S	Opponent	Score	RPI	S	Opponent	Score	RPI	S	Opponent	Score	RPI	S	Opponent	Score
3	H	Baylor	52 45	30	A	Oklahoma	71 69	56	H	Washington St.	70 60	120	H	North Carolina	77 67
9	H	Texas	48 78	30	H	Oklahoma	73 42	91	A	Iowa St.	42 49	126	A	Texas Tech	69 46
				41	A	South Fla.	46 68	91	H	Iowa St.	79 76	144	H	SIUE	86 61
				46	A	Kansas St.	44 47	93	H	TCU	80 52	154	H	Oral Roberts	59 55
								98	A	Missouri St.	74 55	193	H	UTRGV	78 54
												202	A	Kansas	74 46
												252	A	UCF	74 55
												254	H	Texas Southern	87 52
												287	H	Lamar	90 45
												294	H	Savannah St.	76 48
LAST 12 Division I GAMES:															
30	A	Oklahoma	71 69	9	H	Texas	48 78	126	A	Texas Tech	69 46	91	A	Iowa St.	42 49
93	H	TCU	80 52	202	A	Kansas	74 46	3	H	Baylor	52 45	294	H	Savannah St.	76 48
202	A	Kansas	74 46	91	H	Iowa St.	79 76	252	A	UCF	74 55				
91	H	Iowa St.	73 42	46	A	Kansas St.	44 47								

Non-Div I Games:

Oklahoma St.

## Old Dominion

Through Games Of Feb. 3, 2016

Average RPI Win:	220	WON-LOST	WINNING	LAST 10	STRENGTH OF	OPP. STRENGTH	TEAM	ADJ.	CONF.	ADJ CONF.
Average RPI Loss:	120	RECORD	PCT. RANK	GAMES	SCHEDULE	OF SCHEDULE	RPI	RPI	RPI	RPI
DIV. I ONLY	9- 12	212	5- 5	115	170	174	174	11	11	
DIV. I NON-CONF.	4- 8	234	1- 2	155	254	219	219	10	10	
TOTALS	RPI 1-25	RPI 26-50	W-L RECORDS	RPI 51-100	RPI 101-150	RPI 150+				
9- 12	0- 1	0- 0	OVERALL	2- 4	2- 1	5- 6				
5- 3	0- 0	0- 0	HOME	0- 1	2- 0	3- 2				
4- 6	0- 0	0- 0	AWAY	2- 2	0- 0	2- 4				
0- 3	0- 1	0- 0	NEUTRAL	0- 1	0- 1	0- 0				
4- 8	0- 1	0- 0	NON-CONFERENCE	0- 3	0- 1	4- 3				
2- 2	0- 0	0- 0	HOME	0- 1	0- 0	2- 1				
2- 3	0- 0	0- 0	AWAY	0- 1	0- 0	2- 2				
0- 3	0- 1	0- 0	NEUTRAL	0- 1	0- 1	0- 0				
5- 4	0- 0	0- 0	CONFERENCE	2- 1	2- 0	1- 3				
3- 1	0- 0	0- 0	HOME	0- 0	2- 0	1- 1				
2- 3	0- 0	0- 0	AWAY	2- 1	0- 0	0- 2				
0- 0	0- 0	0- 0	NEUTRAL	0- 0	0- 0	0- 0				

RPI 1-25				RPI 26-50				RPI 51-100				RPI 101+				Team's RPI: 174	
RPI	S	Opponent	Score	RPI	S	Opponent	Score	RPI	S	Opponent	Score	RPI	S	Opponent	Score		
14	N	Maryland	49 95					51	H	Miami (FL)	35 61	132	N	Pittsburgh	58 67		
								52	A	Western Ky.	51 68	135	H	Fla. Atlantic	85 45		
								59	N	South Dakota St.	39 71	145	H	Southern Miss.	53 45		
								76	A	Middle Tenn.	61 58	151	H	ETSU	52 56		
								87	A	Charlotte	71 59	153	A	UAB	55 58		
								96	A	VCU	54 74	163	H	Louisiana Tech	51 69		
												169	A	Marshall	62 80		
												192	A	William & Mary	64 75		
												209	A	Richmond	57 62		
												263	H	Loyola Maryland	64 41		
												296	A	UMES	69 52		
												318	H	FIU	84 49		
												321	A	Howard	83 64		
												337	H	Wagner	71 57		
LAST 12 Division I GAMES:																	
318	H	FIU	84 49	145	H	Southern Miss.	53 45										
135	H	Fla. Atlantic	85 45	163	H	Louisiana Tech	51 69										
169	A	Marshall	62 80	87	A	Charlotte	71 59										
52	A	Western Ky.	51 68	192	A	William & Mary	64 75										
76	A	Middle Tenn.	61 58	296	A	UMES	69 52										
153	A	UAB	55 58	96	A	VCU	54 74										

Non-Div I Games:

Old Dominion

■ Loss, 
 ■ Non-Conf, 
 ■ S Site, 
 ■ H Home 
 ■ A Away 
 N Neutral

Average RPI Win:	208	WON-LOST	WINNING	LAST 10	STRENGTH OF	OPP. STRENGTH	TEAM	ADJ.	CONF.	ADJ CONF.
Average RPI Loss:	65	RECORD	PCT. RANK	GAMES	SCHEDULE	OF SCHEDULE	RPI	RPI	RPI	RPI
DIV. I ONLY	10- 11	183	4- 6	49	114	131	131	2	2	
DIV. I NON-CONF.	8- 5	119	3- 1	219	315	185	185	2	2	
TOTALS	RPI 1-25	RPI 26-50	W-L RECORDS	RPI 51-100	RPI 101-150	RPI 150+				
10- 11	1- 4	1- 1	OVERALL	1- 3	2- 3	5- 0				
8- 5	1- 2	1- 0	HOME	1- 2	1- 1	4- 0				
2- 6	0- 2	0- 1	AWAY	0- 1	1- 2	1- 0				
0- 0	0- 0	0- 0	NEUTRAL	0- 0	0- 0	0- 0				
8- 5	0- 0	0- 0	NON-CONFERENCE	1- 3	2- 2	5- 0				
6- 3	0- 0	0- 0	HOME	1- 2	1- 1	4- 0				
2- 2	0- 0	0- 0	AWAY	0- 1	1- 1	1- 0				
0- 0	0- 0	0- 0	NEUTRAL	0- 0	0- 0	0- 0				
2- 6	1- 4	1- 1	CONFERENCE	0- 0	0- 1	0- 0				
2- 2	1- 2	1- 0	HOME	0- 0	0- 0	0- 0				
0- 4	0- 2	0- 1	AWAY	0- 0	0- 1	0- 0				
0- 0	0- 0	0- 0	NEUTRAL	0- 0	0- 0	0- 0				

RPI 1-25				RPI 26-50				RPI 51-100				RPI 101+				Team's RPI: 131
RPI	S	Opponent	Score	RPI	S	Opponent	Score	RPI	S	Opponent	Score	RPI	S	Opponent	Score	
2	A	South Carolina	62 81	31	A	Mississippi St.	51 79	52	H	Western Ky.	59 53	109	A	Stony Brook	72 57	
16	A	Texas A&M	58 81	49	H	Vanderbilt	55 52	76	A	Middle Tenn.	75 84	111	H	La.-Lafayette	78 82	
22	H	Kentucky	73 65					78	H	Tulane	59 61	112	A	LSU	57 76	
24	H	Missouri	46 60					98	H	Missouri St.	78 91	145	A	Southern Miss.	38 57	
25	H	Florida	65 85									150	H	McNeese St.	96 56	
												330	H	Ark.-Pine Bluff	80 45	
												337	A	Wagner	86 49	
												340	H	New Orleans	97 59	
												344	H	Alabama A&M	103 42	
												345	H	Mississippi Val.	97 61	
LAST 12 Division I GAMES:																
24	H	Missouri	46 60	112	A	LSU	57 76									
2	A	South Carolina	62 81	49	H	Vanderbilt	55 52									
22	H	Kentucky	73 65	344	H	Alabama A&M	103 42									
31	A	Mississippi St.	51 79	150	H	McNeese St.	96 56									
16	A	Texas A&M	58 81	78	H	Tulane	59 61									
25	H	Florida	65 85	340	H	New Orleans	97 59									
























































Non-Div I Games:

Ole Miss

■ Loss, 
 ■ Non-Conf, 
 ■ S Site, 
 ■ H Home 
 ■ A Away 
 N Neutral







Average RPI Win:	<b>293</b>	WON-LOST	WINNING	LAST 10	STRENGTH OF	OPP. STRENGTH	TEAM	ADJ.	CONF.	ADJ CONF.
Average RPI Loss:	<b>154</b>	RECORD	PCT. RANK	GAMES	SCHEDULE	OF SCHEDULE	RPI	RPI	RPI	RPI
DIV. I ONLY	<b>9- 10</b>	<b>186</b>	<b>4- 6</b>	<b>326</b>	<b>246</b>	<b>265</b>	<b>265</b>	<b>20</b>	<b>20</b>	
DIV. I NON-CONF.	<b>5- 5</b>	<b>160</b>	<b>0- 3</b>	<b>338</b>	<b>268</b>	<b>295</b>	<b>295</b>	<b>21</b>	<b>21</b>	
TOTALS	RPI 1-25	RPI 26-50	W-L RECORDS	RPI 51-100	RPI 101-150	RPI 150+				
9- 10	0- 0	0- 0	OVERALL	0- 2	0- 3	9- 5				
6- 3	0- 0	0- 0	HOME	0- 0	0- 1	6- 2				
2- 6	0- 0	0- 0	AWAY	0- 2	0- 2	2- 2				
1- 1	0- 0	0- 0	NEUTRAL	0- 0	0- 0	1- 1				
5- 5	0- 0	0- 0	NON-CONFERENCE	0- 0	0- 2	5- 3				
3- 2	0- 0	0- 0	HOME	0- 0	0- 1	3- 1				
1- 2	0- 0	0- 0	AWAY	0- 0	0- 1	1- 1				
1- 1	0- 0	0- 0	NEUTRAL	0- 0	0- 0	1- 1				
4- 5	0- 0	0- 0	CONFERENCE	0- 2	0- 1	4- 2				
3- 1	0- 0	0- 0	HOME	0- 0	0- 0	3- 1				
1- 4	0- 0	0- 0	AWAY	0- 2	0- 1	1- 1				
0- 0	0- 0	0- 0	NEUTRAL	0- 0	0- 0	0- 0				

RPI 1-25			RPI 26-50			RPI 51-100			RPI 101+ Team's RPI: 265		
RPI	S	Opponent	Score	RPI	S	Opponent	Score	RPI	S	Opponent	Score
						59  South Dakota St.	58 	124  IUPUI		59 	
						83  South Dakota	76 	125  Creighton		46 	
								144  SIUE		86 	
								154  Oral Roberts		65 	
								172  North Dakota		52 	
								224  Utah Valley		59 	
								225 N Houston Baptist		51 	
								227  Western Ill.		55 	
								227  Western Ill.		79 66	
								243  Indiana St.		51 50	
								252  UCF		75 60	
								295  UMKC		57 42	
								299  Denver		67 55	
								317 N Illinois St.		60 56	
								329  North Dakota St.		77 52	
								334  IPFW		60 58	
								342  Eastern Ill.		76 67	
LAST 12 Division I GAMES:											
227 		Western Ill.	55 	59 		South Dakota St.	58 				
334 		IPFW	60 58	227 		Western Ill.	79 66				
154 		Oral Roberts	65 	329 		North Dakota St.	77 52				
299 		Denver	67 55	224 		Utah Valley	59 				
124 		IUPUI	59 	125 		Creighton	46 				
83 		South Dakota	76 	144 		SIUE	86 				

Non-Div I Games: Midland 58 53 Waldorf 97 32

Omaha

 Loss,  Non-Conf, S Site,  Home  Away N Neutral

# Oral Roberts

Through Games Of Feb. 3, 2016

Average RPI Win: <b>228</b>	WON-LOST	WINNING	LAST 10	STRENGTH OF	OPP. STRENGTH	TEAM	ADJ.	CONF.	ADJ CONF.
Average RPI Loss: <b>114</b>	RECORD	PCT. RANK	GAMES	SCHEDULE	OF SCHEDULE	RPI	RPI	RPI	RPI
DIV. I ONLY	8- 11	218	7- 3	142	121	154	154	20	20
DIV. I NON-CONF.	2- 8	290	1- 1	132	8	194	194	21	21
TOTALS	RPI 1-25	RPI 26-50	W-L RECORDS	RPI 51-100	RPI 101-150	RPI 150+			
8- 11	0- 2	0- 0	OVERALL	1- 3	1- 3	6- 3			
3- 3	0- 0	0- 0	HOME	1- 1	0- 1	2- 1			
5- 8	0- 2	0- 0	AWAY	0- 2	1- 2	4- 2			
0- 0	0- 0	0- 0	NEUTRAL	0- 0	0- 0	0- 0			
2- 8	0- 2	0- 0	NON-CONFERENCE	0- 2	0- 2	2- 2			
0- 1	0- 0	0- 0	HOME	0- 0	0- 0	0- 1			
2- 7	0- 2	0- 0	AWAY	0- 2	0- 2	2- 1			
0- 0	0- 0	0- 0	NEUTRAL	0- 0	0- 0	0- 0			
6- 3	0- 0	0- 0	CONFERENCE	1- 1	1- 1	4- 1			
3- 2	0- 0	0- 0	HOME	1- 1	0- 1	2- 0			
3- 1	0- 0	0- 0	AWAY	0- 0	1- 0	2- 1			
0- 0	0- 0	0- 0	NEUTRAL	0- 0	0- 0	0- 0			

RPI 1-25				RPI 26-50				RPI 51-100				RPI 101+ Team's RPI: 154			
RPI	S	Opponent	Score	RPI	S	Opponent	Score	RPI	S	Opponent	Score	RPI	S	Opponent	Score
3	A	Baylor	39 <b>97</b>					59	H	South Dakota St.	50 <b>68</b>	119	A	Eastern Mich.	69 <b>77</b>
15	A	Oklahoma St.	55 <b>59</b>					71	A	Michigan	44 <b>61</b>	124	A	IUPUI	52 47
								83	H	South Dakota	60 56	124	H	IUPUI	54 <b>57</b>
								98	A	Missouri St.	64 <b>72</b>	134	A	Arkansas	50 <b>65</b>
												175	H	Little Rock	52 <b>66</b>
												189	A	Tulsa	59 53
												202	A	Kansas	70 63
												227	A	Western Ill.	61 <b>72</b>
												230	A	Grand Canyon	64 <b>66</b>
												265	A	Omaha	67 65
												299	H	Denver	65 33
												329	A	North Dakota St.	52 42
												334	H	IPFW	61 59
LAST 12 Division I GAMES:															
124	H	IUPUI	54 <b>57</b>	83	H	South Dakota	60 56	124	A	IUPUI	52 47				
59	H	South Dakota St.	50 <b>68</b>	227	A	Western Ill.	61 <b>72</b>	202	A	Kansas	70 63				
299	H	Denver	65 33	3	A	Baylor	39 <b>97</b>	98	A	Missouri St.	64 <b>72</b>				
265	A	Omaha	67 65												
334	H	IPFW	61 59												
329	A	North Dakota St.	52 42												

Non-Div I Games: Lyon 49 **68** Evangel 89 46

Oral Roberts

Loss, Non-Conf, S Site, H Home A Away N Neutral

## Oregon

Through Games Of Feb. 3, 2016

Average RPI Win:	177	WON-LOST	WINNING	LAST 10	STRENGTH OF	OPP. STRENGTH	TEAM	ADJ.	CONF.	ADJ CONF.
Average RPI Loss:	11	RECORD	PCT. RANK	GAMES	SCHEDULE	OF SCHEDULE	RPI	RPI	RPI	RPI
DIV. I ONLY	15- 6	62	4- 6	147	6	81	81	1	1	
DIV. I NON-CONF.	11- 0	1	2- 0	329	50	84	84	1	1	
TOTALS	RPI 1-25	RPI 26-50	W-L RECORDS	RPI 51-100	RPI 101-150	RPI 150+				
15- 6	0- 5	0- 1	OVERALL	4- 0	1- 0	10- 0				
12- 3	0- 3	0- 0	HOME	3- 0	0- 0	9- 0				
3- 3	0- 2	0- 1	AWAY	1- 0	1- 0	1- 0				
0- 0	0- 0	0- 0	NEUTRAL	0- 0	0- 0	0- 0				
11- 0	0- 0	0- 0	NON-CONFERENCE	1- 0	1- 0	9- 0				
10- 0	0- 0	0- 0	HOME	1- 0	0- 0	9- 0				
1- 0	0- 0	0- 0	AWAY	0- 0	1- 0	0- 0				
0- 0	0- 0	0- 0	NEUTRAL	0- 0	0- 0	0- 0				
4- 6	0- 5	0- 1	CONFERENCE	3- 0	0- 0	1- 0				
2- 3	0- 3	0- 0	HOME	2- 0	0- 0	0- 0				
2- 3	0- 2	0- 1	AWAY	1- 0	0- 0	1- 0				
0- 0	0- 0	0- 0	NEUTRAL	0- 0	0- 0	0- 0				

RPI	S	Opponent	Score	RPI	S	Opponent	Score	RPI	S	Opponent	Score	RPI	S	Opponent	Score
6	H	Stanford	62 64	28	A	Southern California	67 74	63	H	California	69 59	120	A	North Carolina	79 77
7	A	Oregon St.	33 60					64	H	UC Riverside	95 81	156	H	Hampton	86 51
7	H	Oregon St.	45 59					68	A	Utah	77 65	158	A	Colorado	59 46
8	A	UCLA	69 80					95	H	Arizona	76 54	172	H	North Dakota	77 51
10	H	Arizona St.	58 63									218	H	San Jose St.	104 74
												221	H	Seattle	82 62
												224	H	Utah Valley	79 68
												247	H	Clemson	69 56
												259	H	UC Santa Barbara	79 51
												269	H	Portland	93 52
												322	H	Portland St.	122 59
LAST 12 Division I GAMES:															
95	H	Arizona	76 54	7	H	Oregon St.	45 59								
10	H	Arizona St.	58 63	7	A	Oregon St.	33 60								
68	A	Utah	77 65	28	A	Southern California	67 74								
158	A	Colorado	59 46	8	A	UCLA	69 80								
63	H	California	69 59	221	H	Seattle	82 62								
6	H	Stanford	62 64	322	H	Portland St.	122 59								

Non-Div I Games:

Oregon

■ Loss, 
 ■ Non-Conf, S Site, 
 ■ Home 
 ■ Away 
 N Neutral

Average RPI Win: <b>115</b>	WON-LOST	WINNING	LAST 10	STRENGTH OF	OPP. STRENGTH	TEAM	ADJ.	CONF.	ADJ CONF.
Average RPI Loss: <b>7</b>	RECORD	PCT. RANK	GAMES	SCHEDULE	OF SCHEDULE	RPI	RPI	RPI	RPI
DIV. I ONLY	18- 3	14	9- 1	37	3	7	7	1	1
DIV. I NON-CONF.	9- 2	37	1- 1	123	12	43	43	1	1
-----									
TOTALS	RPI 1-25	RPI 26-50	W-L RECORDS	RPI 51-100	RPI 101-150	RPI 150+			
18- 3	2- 3	1- 0	OVERALL	8- 0	2- 0	5- 0			
10- 1	2- 1	0- 0	HOME	4- 0	1- 0	3- 0			
6- 2	0- 2	1- 0	AWAY	3- 0	0- 0	2- 0			
2- 0	0- 0	0- 0	NEUTRAL	1- 0	1- 0	0- 0			
9- 2	0- 2	0- 0	NON-CONFERENCE	3- 0	2- 0	4- 0			
5- 1	0- 1	0- 0	HOME	1- 0	1- 0	3- 0			
2- 1	0- 1	0- 0	AWAY	1- 0	0- 0	1- 0			
2- 0	0- 0	0- 0	NEUTRAL	1- 0	1- 0	0- 0			
9- 1	2- 1	1- 0	CONFERENCE	5- 0	0- 0	1- 0			
5- 0	2- 0	0- 0	HOME	3- 0	0- 0	0- 0			
4- 1	0- 1	1- 0	AWAY	2- 0	0- 0	1- 0			
0- 0	0- 0	0- 0	NEUTRAL	0- 0	0- 0	0- 0			

RPI 1-25				RPI 26-50				RPI 51-100				RPI 101+			
RPI	S	Opponent	Score	RPI	S	Opponent	Score	RPI	S	Opponent	Score	RPI	S	Opponent	Score
1	A	Notre Dame	61 62	28	A	Southern California	57 49	63	H	California	70 48	117	H	Idaho	69 44
6	H	Stanford	58 50					64	H	UC Riverside	86 65	134	N	Arkansas	63 47
8	A	UCLA	51 71					66	N	Hofstra	73 50	158	A	Colorado	61 47
10	H	Arizona St.	67 44					68	A	Utah	62 53	176	H	Cal Poly	80 43
12	H	Tennessee	50 53					77	A	Marquette	65 58	266	H	CSU Bakersfield	75 51
								81	A	Oregon	59 45	269	A	Portland	94 50
								81	H	Oregon	60 33	304	H	Longwood	110 45
								95	H	Arizona	71 43				
LAST 12 Division I GAMES:															
				10	H	Arizona St.	67 44	81	A	Oregon	59 45				
				95	H	Arizona	71 43	81	H	Oregon	60 33				
				158	A	Colorado	61 47	8	A	UCLA	51 71				
				68	A	Utah	62 53	28	A	Southern California	57 49				
				6	H	Stanford	58 50	1	A	Notre Dame	61 62				
				63	H	California	70 48	176	H	Cal Poly	80 43				

Non-Div I Games:

Oregon St.

## Pacific

Through Games Of Feb. 3, 2016

Average RPI Win:	218	WON-LOST	WINNING	LAST 10	STRENGTH OF	OPP. STRENGTH	TEAM	ADJ.	CONF.	ADJ CONF.
Average RPI Loss:	115	RECORD	PCT. RANK	GAMES	SCHEDULE	OF SCHEDULE	RPI	RPI	RPI	RPI
DIV. I ONLY	9- 11	200	3- 7	118	142	138	138	8	8	
DIV. I NON-CONF.	6- 4	125	1- 0	231	248	134	134	9	9	
TOTALS	RPI 1-25	RPI 26-50	W-L RECORDS	RPI 51-100	RPI 101-150	RPI 150+				
9- 11	0- 1	0- 0	OVERALL	0- 6	2- 1	7- 3				
4- 3	0- 0	0- 0	HOME	0- 1	1- 1	3- 1				
5- 8	0- 0	0- 0	AWAY	0- 0	1- 0	4- 0				
0- 0	0- 0	0- 0	NEUTRAL	0- 0	0- 0	0- 0				
6- 4	0- 0	0- 0	NON-CONFERENCE	0- 1	1- 1	5- 2				
2- 1	0- 0	0- 0	HOME	0- 0	0- 1	2- 0				
4- 3	0- 0	0- 0	AWAY	0- 1	1- 0	3- 2				
0- 0	0- 0	0- 0	NEUTRAL	0- 0	0- 0	0- 0				
3- 7	0- 1	0- 0	CONFERENCE	0- 5	1- 0	2- 1				
2- 2	0- 0	0- 0	HOME	0- 1	1- 0	1- 1				
1- 5	0- 1	0- 0	AWAY	0- 4	0- 0	1- 0				
0- 0	0- 0	0- 0	NEUTRAL	0- 0	0- 0	0- 0				

RPI 1-25				RPI 26-50				RPI 51-100				RPI 101+ Team's RPI: 138			
RPI	S	Opponent	Score	RPI	S	Opponent	Score	RPI	S	Opponent	Score	RPI	S	Opponent	Score
21	A	BYU	62 79					53	A	St. Mary's (CA)	75 83	115	H	San Francisco	70 57
								53	H	St. Mary's (CA)	73 82	120	A	North Carolina	66 63
								69	A	San Diego	56 69	133	H	Long Beach St.	60 68
								72	A	Santa Clara	52 76	201	A	UC Davis	66 53
								84	A	Gonzaga	61 68	212	A	Gardner-Webb	84 77
								95	A	Arizona	56 69	218	H	San Jose St.	81 69
												220	A	Montana	54 64
												226	A	Utah St.	70 78
												244	H	Loyola Marymount	60 63
												248	H	Pepperdine	65 62
												266	A	CSU Bakersfield	80 74
												269	A	Portland	72 64
												316	H	Nevada	74 52
LAST 12 Division I GAMES:															
53	A	St. Mary's (CA)	75 83	21	A	BYU	62 79								
84	A	Gonzaga	61 68	69	A	San Diego	56 69								
269	A	Portland	72 64	115	H	San Francisco	70 57								
53	H	St. Mary's (CA)	73 82	72	A	Santa Clara	52 76								
244	H	Loyola Marymount	60 63	316	H	Nevada	74 52								
248	H	Pepperdine	65 62	218	H	San Jose St.	81 69								

Non-Div I Games: Stanislaus St. 74 61

Pacific

■ Loss, 
 ■ Non-Conf, S Site, 
 ■ Home 
 ■ Away 
 N Neutral

Average RPI Win:	179	WON-LOST	WINNING	LAST 10	STRENGTH OF	OPP. STRENGTH	TEAM	ADJ.	CONF.	ADJ CONF.
Average RPI Loss:	62	RECORD	PCT. RANK	GAMES	SCHEDULE	OF SCHEDULE	RPI	RPI	RPI	RPI
DIV. I ONLY	13- 3	28	8- 1	95	141	44	44	10	10	
DIV. I NON-CONF.	10- 3	61	6- 2	169	152	70	70	11	11	
TOTALS	RPI 1-25	RPI 26-50	W-L RECORDS	RPI 51-100	RPI 101-150	RPI 150+				
13- 3	0- 0	1- 1	OVERALL	4- 2	0- 0	8- 0				
8- 1	0- 0	1- 1	HOME	3- 0	0- 0	4- 0				
5- 2	0- 0	0- 0	AWAY	1- 2	0- 0	4- 0				
0- 0	0- 0	0- 0	NEUTRAL	0- 0	0- 0	0- 0				
10- 3	0- 0	0- 1	NON-CONFERENCE	3- 2	0- 0	7- 0				
5- 1	0- 0	0- 1	HOME	2- 0	0- 0	3- 0				
5- 2	0- 0	0- 0	AWAY	1- 2	0- 0	4- 0				
0- 0	0- 0	0- 0	NEUTRAL	0- 0	0- 0	0- 0				
3- 0	0- 0	1- 0	CONFERENCE	1- 0	0- 0	1- 0				
3- 0	0- 0	1- 0	HOME	1- 0	0- 0	1- 0				
0- 0	0- 0	0- 0	AWAY	0- 0	0- 0	0- 0				
0- 0	0- 0	0- 0	NEUTRAL	0- 0	0- 0	0- 0				

RPI 1-25				RPI 26-50				Team's RPI: 44		RPI 51-100				RPI 101+			
RPI	S	Opponent	Score	RPI	S	Opponent	Score		RPI	S	Opponent	Score	RPI	S	Opponent	Score	
				38	H	Duke	50 57		60	A	Villanova	46 66	161	H	Brown	66 49	
				48	H	Princeton	50 48		61	H	Colorado St.	49 48	167	A	Hawaii	64 54	
									70	A	Temple	60 54	184	A	UMBC	81 46	
									74	H	Drexel	72 67	249	H	Navy	57 43	
									88	A	Saint Joseph's	46 50	267	A	New Hampshire	67 60	
									99	H	Yale	68 49	280	A	La Salle	78 68	
													332	H	Lafayette	54 37	
													337	H	Wagner	78 50	
LAST 12 Division I GAMES:																	
				161	H	Brown	66 49		167	A	Hawaii	64 54					
				99	H	Yale	68 49		337	H	Wagner	78 50					
				60	A	Villanova	46 66		74	H	Drexel	72 67					
				70	A	Temple	60 54		88	A	Saint Joseph's	46 50					
				280	A	La Salle	78 68		249	H	Navy	57 43					
				48	H	Princeton	50 48		61	H	Colorado St.	49 48					

Non-Div I Games: BYU-Hawaii 73 41

Penn

Average RPI Win:	169	WON-LOST	WINNING	LAST 10	STRENGTH OF	OPP. STRENGTH	TEAM	ADJ.	CONF.	ADJ CONF.
Average RPI Loss:	72	RECORD	PCT. RANK	GAMES	SCHEDULE	OF SCHEDULE	RPI	RPI	RPI	RPI
DIV. I ONLY	8- 14	247	0- 3	25	56	136	136	4	4	
DIV. I NON-CONF.	5- 6	180	0- 1	56	131	149	149	4	4	
TOTALS	RPI 1-25	RPI 26-50	W-L RECORDS	RPI 51-100	RPI 101-150	RPI 150+				
8- 14	0- 4	1- 3	OVERALL	1- 4	2- 1	4- 2				
6- 6	0- 2	0- 1	HOME	1- 3	1- 0	4- 0				
2- 7	0- 1	1- 2	AWAY	0- 1	1- 1	0- 2				
0- 1	0- 1	0- 0	NEUTRAL	0- 0	0- 0	0- 0				
5- 6	0- 2	0- 2	NON-CONFERENCE	0- 1	1- 0	4- 1				
5- 1	0- 0	0- 0	HOME	0- 1	1- 0	4- 0				
0- 4	0- 1	0- 2	AWAY	0- 0	0- 0	0- 1				
0- 1	0- 1	0- 0	NEUTRAL	0- 0	0- 0	0- 0				
3- 8	0- 2	1- 1	CONFERENCE	1- 3	1- 1	0- 1				
1- 5	0- 2	0- 1	HOME	1- 2	0- 0	0- 0				
2- 3	0- 0	1- 0	AWAY	0- 1	1- 1	0- 1				
0- 0	0- 0	0- 0	NEUTRAL	0- 0	0- 0	0- 0				

RPI S	Opponent	Score	RPI S	Opponent	Score	RPI S	Opponent	Score	RPI S	Opponent	Score	Team's RPI: 136
12	A Tennessee	66 74	33	A St. Bonaventure	60 70	62	A Nebraska	69 87	108	A Minnesota	85 98	
14	H Maryland	53 89	34	H Purdue	78 88	62	H Nebraska	78 83	110	H Youngstown St.	68 51	
17	H Michigan St.	55 71	41	A South Fla.	79 101	71	H Michigan	87 91	143	A Illinois	65 56	
21	N BYU	51 63	43	A Iowa	82 69	82	H Northwestern	79 72	160	H Fordham	75 59	
						90	H Virginia Tech	59 64	165	A Wisconsin	62 82	
									258	H Sacred Heart	83 46	
									270	H Holy Cross	86 82	
									282	H Central Conn. St.	73 47	
									284	A CSUN	73 81	
LAST 12 Division I GAMES:												
21	N BYU	51 63	71	H Michigan	87 91							
62	A Nebraska	69 87	62	H Nebraska	78 83							
34	H Purdue	78 88	165	A Wisconsin	62 82							
14	H Maryland	53 89	17	H Michigan St.	55 71							
143	A Illinois	65 56	108	A Minnesota	85 98							
43	A Iowa	82 69	82	H Northwestern	79 72							

Non-Div I Games:

Penn St.

■ Loss, 
■ Non-Conf, 
■ S Site, 
■ H Home 
■ A Away 
N Neutral

# Pepperdine

Through Games Of Feb. 3, 2016

Average RPI Win:	287	WON-LOST	WINNING	LAST 10	STRENGTH OF	OPP. STRENGTH	TEAM	ADJ.	CONF.	ADJ CONF.
Average RPI Loss:	106	RECORD	PCT. RANK	GAMES	SCHEDULE	OF SCHEDULE	RPI	RPI	RPI	RPI
DIV. I ONLY	5- 16	293	0- 3	91	154	248	248	8	8	
DIV. I NON-CONF.	4- 6	201	0- 1	248	262	243	243	9	9	
TOTALS	RPI 1-25	RPI 26-50	W-L RECORDS	RPI 51-100	RPI 101-150	RPI 150+				
5- 16	0- 2	0- 1	OVERALL	0- 6	0- 2	5- 5				
4- 6	0- 1	0- 0	HOME	0- 3	0- 1	4- 1				
1- 9	0- 1	0- 1	AWAY	0- 3	0- 1	1- 3				
0- 1	0- 0	0- 0	NEUTRAL	0- 0	0- 0	0- 1				
4- 6	0- 0	0- 1	NON-CONFERENCE	0- 1	0- 0	4- 4				
3- 1	0- 0	0- 0	HOME	0- 0	0- 0	3- 1				
1- 4	0- 0	0- 1	AWAY	0- 1	0- 0	1- 2				
0- 1	0- 0	0- 0	NEUTRAL	0- 0	0- 0	0- 1				
1- 10	0- 2	0- 0	CONFERENCE	0- 5	0- 2	1- 1				
1- 5	0- 1	0- 0	HOME	0- 3	0- 1	1- 0				
0- 5	0- 1	0- 0	AWAY	0- 2	0- 1	0- 1				
0- 0	0- 0	0- 0	NEUTRAL	0- 0	0- 0	0- 0				

RPI 1-25				RPI 26-50				RPI 51-100				RPI 101+ Team's RPI: 248			
RPI	S	Opponent	Score	RPI	S	Opponent	Score	RPI	S	Opponent	Score	RPI	S	Opponent	Score
21	A	BYU	64 69	47	A	Albany (NY)	49 64	53	A	St. Mary's (CA)	72 88	115	H	San Francisco	74 81
21	H	BYU	66 77					69	A	San Diego	55 74	138	A	Pacific	62 65
								69	H	San Diego	54 70	164	A	New Mexico	52 60
								72	H	Santa Clara	60 62	168	A	UNLV	63 83
								75	A	Army West Point	53 63	176	H	Cal Poly	47 61
								84	H	Gonzaga	57 74	186	N	George Mason	63 71
												244	A	Loyola Marymount	69 79
												259	H	UC Santa Barbara	71 69
												266	A	CSU Bakersfield	76 73
												269	H	Portland	74 62
												299	H	Denver	64 60
												341	H	Cal St. Fullerton	81 75
LAST 12 Division I GAMES:															
186	N	George Mason	63 71	72	H	Santa Clara	60 62								
21	H	BYU	66 77	53	A	St. Mary's (CA)	72 88								
69	H	San Diego	54 70	138	A	Pacific	62 65								
21	A	BYU	64 69	244	A	Loyola Marymount	69 79								
69	A	San Diego	55 74	269	H	Portland	74 62								
115	H	San Francisco	74 81	84	H	Gonzaga	57 74								

Non-Div I Games: Alas. Anchorage 61 94

Pepperdine

Loss, Non-Conf, S Site, H Home A Away N Neutral



Average RPI Win:	259	WON-LOST	WINNING	LAST 10	STRENGTH OF	OPP. STRENGTH	TEAM	ADJ.	CONF.	ADJ CONF.
Average RPI Loss:	38	RECORD	PCT. RANK	GAMES	SCHEDULE	OF SCHEDULE	RPI	RPI	RPI	RPI
DIV. I ONLY	10- 12	198	2- 8	61	77	132	132	5	5	
DIV. I NON-CONF.	8- 5	119	2- 1	196	215	152	152	5	5	
TOTALS	RPI 1-25	RPI 26-50	W-L RECORDS	RPI 51-100	RPI 101-150	RPI 150+				
10- 12	0- 4	0- 4	OVERALL	1- 4	0- 0	9- 0				
6- 5	0- 2	0- 3	HOME	0- 0	0- 0	6- 0				
3- 5	0- 1	0- 1	AWAY	1- 3	0- 0	2- 0				
1- 2	0- 1	0- 0	NEUTRAL	0- 1	0- 0	1- 0				
8- 5	0- 1	0- 2	NON-CONFERENCE	0- 2	0- 0	8- 0				
6- 1	0- 0	0- 1	HOME	0- 0	0- 0	6- 0				
1- 2	0- 0	0- 1	AWAY	0- 1	0- 0	1- 0				
1- 2	0- 1	0- 0	NEUTRAL	0- 1	0- 0	1- 0				
2- 7	0- 3	0- 2	CONFERENCE	1- 2	0- 0	1- 0				
0- 4	0- 2	0- 2	HOME	0- 0	0- 0	0- 0				
2- 3	0- 1	0- 0	AWAY	1- 2	0- 0	1- 0				
0- 0	0- 0	0- 0	NEUTRAL	0- 0	0- 0	0- 0				

RPI 1-25				RPI 26-50				RPI 51-100				RPI 101+ Team's RPI: 132			
RPI	S	Opponent	Score	RPI	S	Opponent	Score	RPI	S	Opponent	Score	RPI	S	Opponent	Score
1	H	Notre Dame	55 65	26	H	Duquesne	65 79	51	A	Miami (FL)	55 79	174	N	Old Dominion	67 58
11	H	Florida St.	55 66	36	H	North Carolina St.	76 78	59	N	South Dakota St.	54 55	247	A	Clemson	59 56
14	N	Maryland	49 70	38	H	Duke	48 70	71	A	Michigan	45 82	253	H	American	76 58
20	A	Syracuse	48 71	48	A	Princeton	47 61	86	A	Boston College	43 54	270	H	Holy Cross	56 50
								89	A	Virginia	58 55	275	A	Saint Francis (PA)	74 59
												298	H	Rider	75 44
												306	H	Delaware St.	77 43
												337	H	Wagner	67 41
												339	H	Mt. St. Mary's	74 57
LAST 12 Division I GAMES:															
247	A	Clemson	59 56	36	H	North Carolina St.	76 78	51	A	Miami (FL)	55 79	1	H	Notre Dame	55 65
38	H	Duke	48 70	51	A	Miami (FL)	55 79	26	H	Duquesne	65 79	253	H	American	76 58
89	A	Virginia	58 55	1	H	Notre Dame	55 65	270	H	Rider	75 44				
86	A	Boston College	43 54	26	H	Duquesne	65 79								
11	H	Florida St.	55 66												
20	A	Syracuse	48 71												

Non-Div I Games:

Pittsburgh

■ Loss, 
 ■ Non-Conf, 
 ■ S Site, 
 ■ H Home 
 ■ A Away 
 N Neutral

Average RPI Win:	322	WON-LOST	WINNING	LAST 10	STRENGTH OF	OPP. STRENGTH	TEAM	ADJ.	CONF.	ADJ CONF.
Average RPI Loss:	125	RECORD	PCT. RANK	GAMES	SCHEDULE	OF SCHEDULE	RPI	RPI	RPI	RPI
DIV. I ONLY	1- 20	346	0- 10	47	177	269	269	8	8	
DIV. I NON-CONF.	1- 9	325	0- 1	60	288	260	260	9	9	
TOTALS	RPI 1-25	RPI 26-50	W-L RECORDS	RPI 51-100	RPI 101-150	RPI 150+				
1- 20	0- 3	0- 0	OVERALL	0- 6	0- 4	1- 7				
0- 10	0- 1	0- 0	HOME	0- 3	0- 3	0- 3				
1- 10	0- 2	0- 0	AWAY	0- 3	0- 1	1- 4				
0- 0	0- 0	0- 0	NEUTRAL	0- 0	0- 0	0- 0				
1- 9	0- 2	0- 0	NON-CONFERENCE	0- 1	0- 1	1- 5				
0- 5	0- 1	0- 0	HOME	0- 0	0- 1	0- 3				
1- 4	0- 1	0- 0	AWAY	0- 1	0- 0	1- 2				
0- 0	0- 0	0- 0	NEUTRAL	0- 0	0- 0	0- 0				
0- 11	0- 1	0- 0	CONFERENCE	0- 5	0- 3	0- 2				
0- 5	0- 0	0- 0	HOME	0- 3	0- 2	0- 0				
0- 6	0- 1	0- 0	AWAY	0- 2	0- 1	0- 2				
0- 0	0- 0	0- 0	NEUTRAL	0- 0	0- 0	0- 0				

RPI	S	Opponent	Score
7	H	Oregon St.	50 94
19	A	Washington	65 83
21	A	BYU	66 78

RPI	S	Opponent	Score

RPI	S	Opponent	Score
53	H	St. Mary's (CA)	51 78
69	A	San Diego	43 71
72	A	Santa Clara	47 66
72	H	Santa Clara	45 67
81	A	Oregon	52 93
84	H	Gonzaga	63 71

RPI	S	Opponent	Score	Team's RPI: 269
113	H	Boise St.	49 89	
115	A	San Francisco	69 90	
115	H	San Francisco	63 82	
138	H	Pacific	64 72	
155	A	Montana St.	57 86	
181	H	Weber St.	55 57	
201	H	UC Davis	47 72	
220	A	Montana	67 90	
244	A	Loyola Marymount	52 62	
248	A	Pepperdine	62 74	
284	H	CSUN	62 68	
322	A	Portland St.	69 53	

## LAST 12 Division I GAMES:

72	A	Santa Clara	47 66	84	H	Gonzaga	63 71
115	A	San Francisco	69 90	115	H	San Francisco	63 82
53	H	St. Mary's (CA)	51 78	72	H	Santa Clara	45 67
138	H	Pacific	64 72	248	A	Pepperdine	62 74
21	A	BYU	66 78	244	A	Loyola Marymount	52 62
69	A	San Diego	43 71	284	H	CSUN	62 68

Non-Div I Games: Willamette 73 54

Portland

Average RPI Win:	232	WON-LOST	WINNING	LAST 10	STRENGTH OF	OPP. STRENGTH	TEAM	ADJ.	CONF.	ADJ CONF.
Average RPI Loss:	175	RECORD	PCT. RANK	GAMES	SCHEDULE	OF SCHEDULE	RPI	RPI	RPI	RPI
DIV. I ONLY	2- 15	335	2- 8	163	282	322	322	18	18	
DIV. I NON-CONF.	1- 8	320	1- 2	236	275	334	334	19	19	
TOTALS	RPI 1-25	RPI 26-50	W-L RECORDS	RPI 51-100	RPI 101-150	RPI 150+				
2- 15	0- 0	0- 0	OVERALL	0- 3	0- 2	2- 10				
2- 7	0- 0	0- 0	HOME	0- 0	0- 1	2- 6				
0- 8	0- 0	0- 0	AWAY	0- 3	0- 1	0- 4				
0- 0	0- 0	0- 0	NEUTRAL	0- 0	0- 0	0- 0				
1- 8	0- 0	0- 0	NON-CONFERENCE	0- 3	0- 1	1- 4				
1- 3	0- 0	0- 0	HOME	0- 0	0- 0	1- 3				
0- 5	0- 0	0- 0	AWAY	0- 3	0- 1	0- 1				
0- 0	0- 0	0- 0	NEUTRAL	0- 0	0- 0	0- 0				
1- 7	0- 0	0- 0	CONFERENCE	0- 0	0- 1	1- 6				
1- 4	0- 0	0- 0	HOME	0- 0	0- 1	1- 3				
0- 3	0- 0	0- 0	AWAY	0- 0	0- 0	0- 3				
0- 0	0- 0	0- 0	NEUTRAL	0- 0	0- 0	0- 0				

RPI S	Opponent	Score	RPI S	Opponent	Score	RPI S	Opponent	Score	RPI S	Opponent	Score	Team's RPI: 322
						59	A South Dakota St.	65 74	117	H Idaho	65 94	
						81	A Oregon	59 122	133	A Long Beach St.	71 89	
						83	A South Dakota	61 103	152	A Idaho St.	70 71	
									155	H Montana St.	59 106	
									180	H Eastern Wash.	81 79	
									181	A Weber St.	73 102	
									201	H UC Davis	70 82	
									205	A Sacramento St.	91 132	
									205	H Sacramento St.	78 126	
									220	H Montana	58 79	
									221	H Seattle	64 85	
									269	H Portland	53 69	
									284	H CSUN	83 77	
									341	A Cal St. Fullerton	69 84	
LAST 12 Division I GAMES:												
117	H Idaho	65 94	220	H Montana	58 79							
180	H Eastern Wash.	81 79	205	A Sacramento St.	91 132							
205	H Sacramento St.	78 126	284	H CSUN	83 77							
152	A Idaho St.	70 71	81	A Oregon	59 122							
181	A Weber St.	73 102	221	H Seattle	64 85							
155	H Montana St.	59 106	83	A South Dakota	61 103							

Non-Div I Games: Warner Pacific 64 76 Corban 90 76

Portland St.

Loss, Non-Conf, S Site, H Home A Away N Neutral

Average RPI Win:	305	WON-LOST	WINNING	LAST 10	STRENGTH OF	OPP. STRENGTH	TEAM	ADJ.	CONF.	ADJ CONF.
Average RPI Loss:	196	RECORD	PCT. RANK	GAMES	SCHEDULE	OF SCHEDULE	RPI	RPI	RPI	RPI
DIV. I ONLY	8- 9	191	5- 5	344	311	271	271	32	32	
DIV. I NON-CONF.	3- 5	218	0- 3	302	139	227	227	31	31	
TOTALS	RPI 1-25	RPI 26-50	W-L RECORDS	RPI 51-100	RPI 101-150	RPI 150+				
8- 9	0- 1	0- 0	OVERALL	0- 2	0- 0	8- 6				
4- 1	0- 0	0- 0	HOME	0- 0	0- 0	4- 1				
4- 7	0- 1	0- 0	AWAY	0- 0	0- 0	4- 0				
0- 1	0- 0	0- 0	NEUTRAL	0- 0	0- 0	0- 1				
3- 5	0- 1	0- 0	NON-CONFERENCE	0- 2	0- 0	3- 2				
1- 0	0- 0	0- 0	HOME	0- 0	0- 0	1- 0				
2- 4	0- 1	0- 0	AWAY	0- 2	0- 0	2- 1				
0- 1	0- 0	0- 0	NEUTRAL	0- 0	0- 0	0- 1				
5- 4	0- 0	0- 0	CONFERENCE	0- 0	0- 0	5- 4				
3- 1	0- 0	0- 0	HOME	0- 0	0- 0	3- 1				
2- 3	0- 0	0- 0	AWAY	0- 0	0- 0	2- 3				
0- 0	0- 0	0- 0	NEUTRAL	0- 0	0- 0	0- 0				

RPI 1-25				RPI 26-50				RPI 51-100				RPI 101+ Team's RPI: 271			
RPI	S	Opponent	Score	RPI	S	Opponent	Score	RPI	S	Opponent	Score	RPI	S	Opponent	Score
16	A	Texas A&M	30 88					92	A	Georgia Tech	48 96	163	A	Louisiana Tech	77 68
								93	A	TCU	60 69	182	H	Southern U.	55 65
												216	A	Grambling	66 69
												254	A	Texas Southern	65 72
												287	H	Lamar	80 72
												290	A	Wichita St.	36 64
												293	A	Alabama St.	54 65
												319	A	Nicholls St.	81 70
												324	A	Jackson St.	62 52
												328	H	Alcorn	58 54
												329	N	North Dakota St.	58 79
												330	H	Ark.-Pine Bluff	70 55
												344	A	Alabama A&M	67 52
												345	H	Mississippi Val.	80 57
LAST 12 Division I GAMES:															
293	A	Alabama St.	54 65	254	A	Texas Southern	65 72								
344	A	Alabama A&M	67 52	182	H	Southern U.	55 65								
345	H	Mississippi Val.	80 57	328	H	Alcorn	58 54								
330	H	Ark.-Pine Bluff	70 55	16	A	Texas A&M	30 88								
324	A	Jackson St.	62 52	329	N	North Dakota St.	58 79								
216	A	Grambling	66 69	290	A	Wichita St.	36 64								

Non-Div I Games: Howard Payne 86 46

Prairie View

Loss, Non-Conf, S Site, H Home A Away N Neutral

Presbyterian

Through Games Of Feb. 3, 2016

Average RPI Win:	271	WON-LOST	WINNING	LAST 10	STRENGTH OF	OPP. STRENGTH	TEAM	ADJ.	CONF.	ADJ CONF.
Average RPI Loss:	159	RECORD	PCT. RANK	GAMES	SCHEDULE	OF SCHEDULE	RPI	RPI	RPI	RPI
DIV. I ONLY	10- 8	139	8- 2	292	295	203	203	26	26	
DIV. I NON-CONF.	1- 5	304	1- 1	305	143	331	331	28	28	
TOTALS	RPI 1-25	RPI 26-50	W-L RECORDS	RPI 51-100	RPI 101-150	RPI 150+				
10- 8	0- 0	0- 1	OVERALL	0- 1	1- 2	9- 4				
6- 2	0- 0	0- 0	HOME	0- 0	1- 1	5- 1				
4- 6	0- 0	0- 1	AWAY	0- 1	0- 1	4- 3				
0- 0	0- 0	0- 0	NEUTRAL	0- 0	0- 0	0- 0				
1- 5	0- 0	0- 1	NON-CONFERENCE	0- 1	0- 0	1- 3				
1- 0	0- 0	0- 0	HOME	0- 0	0- 0	1- 0				
0- 5	0- 0	0- 1	AWAY	0- 1	0- 0	0- 3				
0- 0	0- 0	0- 0	NEUTRAL	0- 0	0- 0	0- 0				
9- 3	0- 0	0- 0	CONFERENCE	0- 0	1- 2	8- 1				
5- 2	0- 0	0- 0	HOME	0- 0	1- 1	4- 1				
4- 1	0- 0	0- 0	AWAY	0- 0	0- 1	4- 0				
0- 0	0- 0	0- 0	NEUTRAL	0- 0	0- 0	0- 0				

RPI 1-25				RPI 26-50				RPI 51-100				RPI 101+				Team's RPI: 203
RPI	S	Opponent	Score	RPI	S	Opponent	Score	RPI	S	Opponent	Score	RPI	S	Opponent	Score	
				49	A	Vanderbilt	38 56	90	A	Virginia Tech	44 58	104	H	Liberty	60 42	
												141	A	UNC Asheville	59 68	
												141	H	UNC Asheville	63 72	
												158	A	Colorado	60 72	
												177	A	East Carolina	57 84	
												212	H	Gardner-Webb	60 53	
												229	H	Radford	53 64	
												239	H	High Point	82 70	
												281	A	Campbell	69 45	
												285	A	Kennesaw St.	47 49	
												291	A	Charleston So.	63 49	
												304	A	Longwood	59 38	
												304	H	Longwood	75 49	
												311	H	Coastal Caro.	66 42	
												313	A	Winthrop	59 48	
												348	H	N.C. Central	60 50	
LAST 12 Division I GAMES:																
				304	H	Longwood	75 49	104	H	Liberty	60 42					
				212	H	Gardner-Webb	60 53	229	H	Radford	53 64					
				141	A	UNC Asheville	59 68	291	A	Charleston So.	63 49					
				311	H	Coastal Caro.	66 42	239	H	High Point	82 70					
				281	A	Campbell	69 45	348	H	N.C. Central	60 50					
				313	A	Winthrop	59 48	158	A	Colorado	60 72					

Non-Div I Games: Warren Wilson 95 56 Columbia (SC) 104 37 Brevard 70 53

Presbyterian

Loss, Non-Conf, S Site, H Home A Away N Neutral

Average RPI Win:	183	WON-LOST	WINNING	LAST 10	STRENGTH OF	OPP. STRENGTH	TEAM	ADJ.	CONF.	ADJ CONF.
Average RPI Loss:	29	RECORD	PCT. RANK	GAMES	SCHEDULE	OF SCHEDULE	RPI	RPI	RPI	RPI
DIV. I ONLY	13- 4	44	7- 3	127	60	48	48	10	10	
DIV. I NON-CONF.	11- 3	54	7- 2	198	31	56	56	11	11	
TOTALS	RPI 1-25	RPI 26-50	W-L RECORDS	RPI 51-100	RPI 101-150	RPI 150+				
13- 4	0- 2	1- 2	OVERALL	2- 0	1- 0	9- 0				
9- 0	0- 0	1- 0	HOME	2- 0	1- 0	5- 0				
2- 4	0- 2	0- 2	AWAY	0- 0	0- 0	2- 0				
2- 0	0- 0	0- 0	NEUTRAL	0- 0	0- 0	2- 0				
11- 3	0- 2	1- 1	NON-CONFERENCE	1- 0	1- 0	8- 0				
7- 0	0- 0	1- 0	HOME	1- 0	1- 0	4- 0				
2- 3	0- 2	0- 1	AWAY	0- 0	0- 0	2- 0				
2- 0	0- 0	0- 0	NEUTRAL	0- 0	0- 0	2- 0				
2- 1	0- 0	0- 1	CONFERENCE	1- 0	0- 0	1- 0				
2- 0	0- 0	0- 0	HOME	1- 0	0- 0	1- 0				
0- 1	0- 0	0- 1	AWAY	0- 0	0- 0	0- 0				
0- 0	0- 0	0- 0	NEUTRAL	0- 0	0- 0	0- 0				

RPI 1-25				RPI 26-50				Team's RPI: 48	RPI 51-100				RPI 101+			
RPI	S	Opponent	Score	RPI	S	Opponent	Score		RPI	S	Opponent	Score	RPI	S	Opponent	Score
5	A	Ohio St.	70 90	26	H	Duquesne	94 66		71	H	Michigan	74 57	132	H	Pittsburgh	61 47
18	A	Seton Hall	64 71	44	A	Penn	48 50		99	H	Yale	65 50	156	H	Hampton	79 55
				50	A	Dayton	81 85						160	H	Fordham	55 44
													161	H	Brown	72 53
													187	A	Marist	77 44
													221	N	Seattle	85 48
													253	H	American	72 34
													297	H	Monmouth	81 70
													298	A	Rider	78 59
													320	N	UC Irvine	83 42
LAST 12 Division I GAMES:																
				99	H	Yale	65 50		5	A	Ohio St.	70 90				
				161	H	Brown	72 53		160	H	Fordham	55 44				
				44	A	Penn	48 50		132	H	Pittsburgh	61 47				
				156	H	Hampton	79 55		297	H	Monmouth	81 70				
				187	A	Marist	77 44		71	H	Michigan	74 57				
				50	A	Dayton	81 85		221	N	Seattle	85 48				

Non-Div I Games:

Princeton

Providence

Through Games Of Feb. 3, 2016

Average RPI Win:	229	WON-LOST	WINNING	LAST 10	STRENGTH OF	OPP. STRENGTH	TEAM	ADJ.	CONF.	ADJ CONF.
Average RPI Loss:	93	RECORD	PCT. RANK	GAMES	SCHEDULE	OF SCHEDULE	RPI	RPI	RPI	RPI
DIV. I ONLY	4- 17	314	0- 10	50	113	233	233	6	6	
DIV. I NON-CONF.	4- 6	201	1- 0	45	291	170	170	6	6	
TOTALS	RPI 1-25	RPI 26-50	W-L RECORDS	RPI 51-100	RPI 101-150	RPI 150+				
4- 17	0- 1	0- 3	OVERALL	0- 8	0- 2	4- 3				
3- 9	0- 1	0- 1	HOME	0- 4	0- 1	3- 2				
1- 8	0- 0	0- 2	AWAY	0- 4	0- 1	1- 1				
0- 0	0- 0	0- 0	NEUTRAL	0- 0	0- 0	0- 0				
4- 6	0- 0	0- 1	NON-CONFERENCE	0- 3	0- 0	4- 2				
3- 3	0- 0	0- 0	HOME	0- 2	0- 0	3- 1				
1- 3	0- 0	0- 1	AWAY	0- 1	0- 0	1- 1				
0- 0	0- 0	0- 0	NEUTRAL	0- 0	0- 0	0- 0				
0- 11	0- 1	0- 2	CONFERENCE	0- 5	0- 2	0- 1				
0- 6	0- 1	0- 1	HOME	0- 2	0- 1	0- 1				
0- 5	0- 0	0- 1	AWAY	0- 3	0- 1	0- 0				
0- 0	0- 0	0- 0	NEUTRAL	0- 0	0- 0	0- 0				

RPI S	Opponent	Score	RPI S	Opponent	Score	RPI S	Opponent	Score	RPI S	Opponent	Score	Team's RPI: 233
18	H Seton Hall	54 64	29	A DePaul	50 96	60	A Villanova	39 67	125	A Creighton	48 72	
			42	H St. John's (NY)	61 80	60	H Villanova	47 76	137	H Xavier	54 62	
			47	A Albany (NY)	58 71	73	H FGCU	41 50	161	A Brown	47 57	
						77	A Marquette	75 105	173	H Butler	67 77	
						86	H Boston College	41 67	196	A Rhode Island	64 55	
						90	A Virginia Tech	46 62	206	H Bryant	88 78	
						100	A Georgetown	53 63	209	H Richmond	50 57	
						100	H Georgetown	51 82	217	H Hartford	69 50	
									297	H Monmouth	71 59	
LAST 12 Division I GAMES:												
60	H Villanova	47 76	173	H Butler	67 77							
100	H Georgetown	51 82	100	A Georgetown	53 63							
29	A DePaul	50 96	60	A Villanova	39 67							
77	A Marquette	75 105	42	H St. John's (NY)	61 80							
125	A Creighton	48 72	18	H Seton Hall	54 64							
137	H Xavier	54 62	196	A Rhode Island	64 55							

Non-Div I Games:

Providence

Loss, Non-Conf, S Site, H Home A Away N Neutral

Average RPI Win:	129	WON-LOST	WINNING	LAST 10	STRENGTH OF	OPP. STRENGTH	TEAM	ADJ.	CONF.	ADJ CONF.
Average RPI Loss:	32	RECORD	PCT. RANK	GAMES	SCHEDULE	OF SCHEDULE	RPI	RPI	RPI	RPI
DIV. I ONLY	16- 6	55	6- 4	28	20	34	34	4	4	
DIV. I NON-CONF.	9- 2	37	1- 0	97	60	51	51	4	4	
TOTALS	RPI 1-25	RPI 26-50	W-L RECORDS	RPI 51-100	RPI 101-150	RPI 150+				
16- 6	1- 4	2- 0	OVERALL	5- 2	4- 0	4- 0				
10- 3	0- 1	2- 0	HOME	3- 2	2- 0	3- 0				
4- 2	0- 2	0- 0	AWAY	2- 0	1- 0	1- 0				
2- 1	1- 1	0- 0	NEUTRAL	0- 0	1- 0	0- 0				
9- 2	1- 1	1- 0	NON-CONFERENCE	2- 1	1- 0	4- 0				
6- 1	0- 0	1- 0	HOME	2- 1	0- 0	3- 0				
1- 0	0- 0	0- 0	AWAY	0- 0	0- 0	1- 0				
2- 1	1- 1	0- 0	NEUTRAL	0- 0	1- 0	0- 0				
7- 4	0- 3	1- 0	CONFERENCE	3- 1	3- 0	0- 0				
4- 2	0- 1	1- 0	HOME	1- 1	2- 0	0- 0				
3- 2	0- 2	0- 0	AWAY	2- 0	1- 0	0- 0				
0- 0	0- 0	0- 0	NEUTRAL	0- 0	0- 0	0- 0				

RPI 1-25				RPI 26-50				RPI 51-100				RPI 101+			
RPI	S	Opponent	Score	RPI	S	Opponent	Score	RPI	S	Opponent	Score	RPI	S	Opponent	Score
5	A	Ohio St.	70 90	43	H	Iowa	90 73	54	H	Indiana	63 53	108	H	Minnesota	84 72
6	N	Stanford	65 71	50	H	Dayton	61 58	57	H	Ball St.	73 63	112	N	LSU	69 52
13	N	Louisville	62 60					62	H	Nebraska	61 62	136	A	Penn St.	88 78
14	H	Maryland	67 87					71	A	Michigan	65 63	143	H	Illinois	69 65
17	A	Michigan St.	56 68					82	A	Northwestern	85 71	208	H	Ill.-Chicago	62 51
								86	H	Boston College	56 58	279	H	Jacksonville St.	67 48
								94	H	Maine	56 33	308	A	North Florida	70 47
												312	H	Incarnate Word	95 27
LAST 12 Division I GAMES:															
14	H	Maryland	67 87	108	H	Minnesota	84 72								
136	A	Penn St.	88 78	54	H	Indiana	63 53								
17	A	Michigan St.	56 68	82	A	Northwestern	85 71								
43	H	Iowa	90 73	143	H	Illinois	69 65								
62	H	Nebraska	61 62	71	A	Michigan	65 63								
5	A	Ohio St.	70 90	94	H	Maine	56 33								

Non-Div I Games:

Purdue

■ Loss, 
■ Non-Conf, 
■ S Site, 
■ H Home 
■ A Away 
N Neutral



Quinnipiac

Through Games Of Feb. 3, 2016

Average RPI Win:	237	WON-LOST	WINNING	LAST 10	STRENGTH OF	OPP. STRENGTH	TEAM	ADJ.	CONF.	ADJ CONF.
Average RPI Loss:	150	RECORD	PCT. RANK	GAMES	SCHEDULE	OF SCHEDULE	RPI	RPI	RPI	RPI
DIV. I ONLY	13- 7	90	8- 1	218	245	130	130	23	23	
DIV. I NON-CONF.	5- 4	138	0- 2	79	191	93	93	24	24	
TOTALS	RPI 1-25	RPI 26-50	W-L RECORDS	RPI 51-100	RPI 101-150	RPI 150+				
13- 7	0- 0	0- 0	OVERALL	1- 4	0- 0	12- 3				
8- 1	0- 0	0- 0	HOME	1- 0	0- 0	7- 1				
5- 5	0- 0	0- 0	AWAY	0- 0	0- 0	5- 1				
0- 1	0- 0	0- 0	NEUTRAL	0- 1	0- 0	0- 0				
5- 4	0- 0	0- 0	NON-CONFERENCE	1- 4	0- 0	4- 0				
3- 0	0- 0	0- 0	HOME	1- 0	0- 0	2- 0				
2- 3	0- 0	0- 0	AWAY	0- 3	0- 0	2- 0				
0- 1	0- 0	0- 0	NEUTRAL	0- 1	0- 0	0- 0				
8- 3	0- 0	0- 0	CONFERENCE	0- 0	0- 0	8- 3				
5- 1	0- 0	0- 0	HOME	0- 0	0- 0	5- 1				
3- 2	0- 0	0- 0	AWAY	0- 0	0- 0	3- 2				
0- 0	0- 0	0- 0	NEUTRAL	0- 0	0- 0	0- 0				

RPI 1-25			RPI 26-50			RPI 51-100			RPI 101+			Team's RPI: 130
RPI	S	Opponent	Score	RPI	S	Opponent	Score	RPI	S	Opponent	Score	
						70 H Temple	58 56	187 A Marist			47 56	
						73 A FGCU	70 71	200 A Northeastern			71 60	
						74 A Drexel	49 62	204 A Canisius			80 68	
						75 A Army West Point	57 67	204 H Canisius			63 54	
						100 N Georgetown	68 80	210 H Siena			94 52	
								217 H Hartford			71 69	
								223 A Fairfield			64 55	
								246 H Manhattan			42 52	
								270 H Holy Cross			74 61	
								277 A Vermont			77 65	
								286 A Niagara			61 54	
								297 A Monmouth			60 63	
								297 H Monmouth			85 58	
								298 H Rider			64 51	
								325 H Saint Peter's			66 49	
LAST 12 Division I GAMES:												
325 H Saint Peter's			66 49	204 H Canisius			63 54					
297 H Monmouth			85 58	298 H Rider			64 51					
210 H Siena			94 52	297 A Monmouth			60 63					
223 A Fairfield			64 55	73 A FGCU			70 71					
204 A Canisius			80 68	74 A Drexel			49 62					
286 A Niagara			61 54	200 A Northeastern			71 60					

Non-Div I Games:

Quinnipiac

Loss, Non-Conf, S Site, H Home A Away N Neutral

RPI 1-25				RPI 26-50				RPI 51-100				RPI 101+				Team's RPI: 229	
RPI	S	Opponent	Score	RPI	S	Opponent	Score	RPI	S	Opponent	Score	RPI	S	Opponent	Score		
				36	A	North Carolina St.	52 67	90	A	Virginia Tech	40 47	104	H	Liberty	43 49		
												110	A	Youngstown St.	53 54		
												137	A	Xavier	56 63		
												141	H	UNC Asheville	46 54		
												170	H	Davidson	79 68		
												186	H	George Mason	66 63		
												203	A	Presbyterian	64 53		
												212	A	Gardner-Webb	50 54		
												239	A	High Point	66 71		
												239	H	High Point	54 56		
												281	H	Campbell	62 59		
												291	H	Charleston So.	55 40		
												304	A	Longwood	79 67		
												309	A	Wofford	70 79		
												311	A	Coastal Caro.	49 36		
												311	H	Coastal Caro.	61 45		
												313	H	Winthrop	66 44		
LAST 12 Division I GAMES:																	
				311	A	Coastal Caro.	49 36	281	H	Campbell	62 59						
				141	H	UNC Asheville	46 54	313	H	Winthrop	66 44						
				239	H	High Point	54 56	203	A	Presbyterian	64 53						
				212	A	Gardner-Webb	50 54	104	H	Liberty	43 49						
				291	H	Charleston So.	55 40	311	H	Coastal Caro.	61 45						
				304	A	Longwood	79 67	90	A	Virginia Tech	40 47						

■ Loss, ■ Non-Conf, S Site, H Home A Away N Neutral

## Rhode Island

Through Games Of Feb. 3, 2016

Average RPI Win:	255	WON-LOST	WINNING	LAST 10	STRENGTH OF	OPP. STRENGTH	TEAM	ADJ.	CONF.	ADJ CONF.
Average RPI Loss:	104	RECORD	PCT. RANK	GAMES	SCHEDULE	OF SCHEDULE	RPI	RPI	RPI	RPI
DIV. I ONLY	11- 10	162	5- 5	248	153	196	196	7	7	
DIV. I NON-CONF.	6- 6	160	1- 2	285	240	231	231	8	8	
TOTALS	RPI 1-25	RPI 26-50	W-L RECORDS	RPI 51-100	RPI 101-150	RPI 150+				
11- 10	0- 1	0- 4	OVERALL	0- 0	1- 0	10- 5				
5- 5	0- 1	0- 3	HOME	0- 0	1- 0	4- 1				
6- 4	0- 0	0- 1	AWAY	0- 0	0- 0	6- 3				
0- 1	0- 0	0- 0	NEUTRAL	0- 0	0- 0	0- 1				
6- 6	0- 1	0- 1	NON-CONFERENCE	0- 0	1- 0	5- 4				
3- 3	0- 1	0- 1	HOME	0- 0	1- 0	2- 1				
3- 2	0- 0	0- 0	AWAY	0- 0	0- 0	3- 2				
0- 1	0- 0	0- 0	NEUTRAL	0- 0	0- 0	0- 1				
5- 4	0- 0	0- 3	CONFERENCE	0- 0	0- 0	5- 1				
2- 2	0- 0	0- 2	HOME	0- 0	0- 0	2- 0				
3- 2	0- 0	0- 1	AWAY	0- 0	0- 0	3- 1				
0- 0	0- 0	0- 0	NEUTRAL	0- 0	0- 0	0- 0				

RPI 1-25				RPI 26-50				RPI 51-100				RPI 101+ Team's RPI: 196			
RPI	S	Opponent	Score	RPI	S	Opponent	Score	RPI	S	Opponent	Score	RPI	S	Opponent	Score
20	H	Syracuse	54 57	26	H	Duquesne	70 79					146	H	Harvard	56 52
				33	H	St. Bonaventure	56 69					156	N	Hampton	54 59
				37	A	George Washington	52 68					160	A	Fordham	42 50
				47	H	Albany (NY)	58 67					161	A	Brown	63 67
												169	A	Marshall	62 72
												170	H	Davidson	78 62
												209	A	Richmond	57 50
												228	A	Massachusetts	80 79
												233	H	Providence	55 64
												235	H	Columbia	57 56
												272	A	Dartmouth	57 41
												280	A	La Salle	72 61
												280	H	La Salle	62 52
												318	A	FIU	68 50
												323	H	UMass Lowell	72 64
												347	A	Boston U.	57 41
LAST 12 Division I GAMES:															
280	H	La Salle	62 52	209	A	Richmond	57 50								
160	A	Fordham	42 50	37	A	George Washington	52 68								
228	A	Massachusetts	80 79	33	H	St. Bonaventure	56 69								
170	H	Davidson	78 62	156	N	Hampton	54 59								
280	A	La Salle	72 61	318	A	FIU	68 50								
26	H	Duquesne	70 79	233	H	Providence	55 64								

Non-Div I Games:

Rhode Island

■ Loss, 
■ Non-Conf, S Site, 
■ Home 
■ Away 
N Neutral

Average RPI Win: <b>214</b>	WON-LOST	WINNING	LAST 10	STRENGTH OF	OPP. STRENGTH	TEAM	ADJ.	CONF.	ADJ CONF.
Average RPI Loss: <b>137</b>	RECORD	PCT. RANK	GAMES	SCHEDULE	OF SCHEDULE	RPI	RPI	RPI	RPI
DIV. I ONLY	4- 15	307	3- 7	66	160	232	232	11	11
DIV. I NON-CONF.	1- 10	330	1- 3	116	199	274	274	10	10
<hr/>									
TOTALS	RPI 1-25	RPI 26-50	W-L RECORDS	RPI 51-100	RPI 101-150	RPI 150+			
4- 15	0- 3	0- 1	OVERALL	0- 2	0- 2	4- 7			
2- 8	0- 1	0- 1	HOME	0- 1	0- 1	2- 4			
2- 7	0- 2	0- 0	AWAY	0- 1	0- 1	2- 3			
0- 0	0- 0	0- 0	NEUTRAL	0- 0	0- 0	0- 0			
1- 10	0- 3	0- 0	NON-CONFERENCE	0- 0	0- 2	1- 5			
0- 5	0- 1	0- 0	HOME	0- 0	0- 1	0- 3			
1- 5	0- 2	0- 0	AWAY	0- 0	0- 1	1- 2			
0- 0	0- 0	0- 0	NEUTRAL	0- 0	0- 0	0- 0			
3- 5	0- 0	0- 1	CONFERENCE	0- 2	0- 0	3- 2			
2- 3	0- 0	0- 1	HOME	0- 1	0- 0	2- 1			
1- 2	0- 0	0- 0	AWAY	0- 1	0- 0	1- 1			
0- 0	0- 0	0- 0	NEUTRAL	0- 0	0- 0	0- 0			

RPI 1-25				RPI 26-50				RPI 51-100				RPI 101+ Team's RPI: 232			
RPI	S	Opponent	Score	RPI	S	Opponent	Score	RPI	S	Opponent	Score	RPI	S	Opponent	Score
3	A	Baylor	38 <b>89</b>	27	H	UTEP	54 <b>60</b>	52	A	Western Ky.	49 <b>52</b>	146	H	Harvard	61 <b>67</b>
9	H	Texas	47 <b>70</b>					76	H	Middle Tenn.	60 <b>61</b>	150	A	McNeese St.	53 <b>61</b>
22	A	Kentucky	39 <b>72</b>									153	H	UAB	55 <b>64</b>
												157	H	Loyola Chicago	50 <b>57</b>
												169	A	Marshall	52 <b>81</b>
												190	A	North Texas	79 73
												190	H	North Texas	100 97
												236	H	UTSA	49 48
												238	H	Houston	59 <b>62</b>
												241	A	Sam Houston St.	58 46
												254	H	Texas Southern	66 <b>69</b>
												262	A	Stephen F. Austin	45 <b>59</b>
												333	A	A&M-Corpus Christi	55 <b>60</b>
<hr/>															
LAST 12 Division I GAMES:															
190	A	North Texas	79 73	236	H	UTSA	49 48	27	H	UTEP	54 <b>60</b>	157	H	Loyola Chicago	50 <b>57</b>
76	H	Middle Tenn.	60 <b>61</b>	254	H	Texas Southern	66 <b>69</b>	262	A	Stephen F. Austin	45 <b>59</b>	241	A	Sam Houston St.	58 46
153	H	UAB	55 <b>64</b>												
169	A	Marshall	52 <b>81</b>												
52	A	Western Ky.	49 <b>52</b>												
190	H	North Texas	100 97												

Non-Div I Games:

Rice

Average RPI Win:	244	WON-LOST	WINNING	LAST 10	STRENGTH OF	OPP. STRENGTH	TEAM	ADJ.	CONF.	ADJ CONF.
Average RPI Loss:	110	RECORD	PCT. RANK	GAMES	SCHEDULE	OF SCHEDULE	RPI	RPI	RPI	RPI
DIV. I ONLY	9- 13	228	2- 8	187	108	209	209	7	7	
DIV. I NON-CONF.	7- 6	156	1- 2	282	161	213	213	8	8	
TOTALS	RPI 1-25	RPI 26-50	W-L RECORDS	RPI 51-100	RPI 101-150	RPI 150+				
9- 13	0- 0	0- 3	OVERALL	0- 6	0- 1	9- 3				
4- 5	0- 0	0- 2	HOME	0- 1	0- 0	4- 2				
3- 7	0- 0	0- 1	AWAY	0- 4	0- 1	3- 1				
2- 1	0- 0	0- 0	NEUTRAL	0- 1	0- 0	2- 0				
7- 6	0- 0	0- 0	NON-CONFERENCE	0- 3	0- 1	7- 2				
4- 2	0- 0	0- 0	HOME	0- 1	0- 0	4- 1				
1- 3	0- 0	0- 0	AWAY	0- 1	0- 1	1- 1				
2- 1	0- 0	0- 0	NEUTRAL	0- 1	0- 0	2- 0				
2- 7	0- 0	0- 3	CONFERENCE	0- 3	0- 0	2- 1				
0- 3	0- 0	0- 2	HOME	0- 0	0- 0	0- 1				
2- 4	0- 0	0- 1	AWAY	0- 3	0- 0	2- 0				
0- 0	0- 0	0- 0	NEUTRAL	0- 0	0- 0	0- 0				

RPI 1-25				RPI 26-50				RPI 51-100				RPI 101+				Team's RPI: 209	
RPI	S	Opponent	Score	RPI	S	Opponent	Score	RPI	S	Opponent	Score	RPI	S	Opponent	Score		
				26	H	Duquesne	44 65	65	H	James Madison	47 73	148	A	Wake Forest	33 43		
				33	A	St. Bonaventure	43 66	77	N	Marquette	80 98	174	H	Old Dominion	62 57		
				50	H	Dayton	48 60	85	A	Saint Louis	48 73	192	H	William & Mary	56 50		
								88	A	Saint Joseph's	53 64	196	H	Rhode Island	50 57		
								89	A	Virginia	51 71	213	H	Eastern Ky.	81 62		
								96	A	VCU	42 53	222	H	Furman	62 69		
												228	A	Massachusetts	74 68		
												233	A	Providence	57 50		
												251	H	UNCW	63 53		
												256	A	Appalachian St.	59 73		
												280	A	La Salle	60 43		
												290	N	Wichita St.	63 50		
												332	N	Lafayette	54 46		
LAST 12 Division I GAMES:																	
				85	A	Saint Louis	48 73	196	H	Rhode Island	50 57						
				33	A	St. Bonaventure	43 66	50	H	Dayton	48 60						
				26	H	Duquesne	44 65	280	A	La Salle	60 43						
				96	A	VCU	42 53	89	A	Virginia	51 71						
				228	A	Massachusetts	74 68	332	N	Lafayette	54 46						
				88	A	Saint Joseph's	53 64	148	A	Wake Forest	33 43						

Non-Div I Games:

Richmond

  Loss, 
  Non-Conf, 
  S Site, 
  H Home 
  A Away 
N Neutral

Average RPI Win: <b>263</b>	WON-LOST	WINNING	LAST 10	STRENGTH OF	OPP. STRENGTH	TEAM	ADJ.	CONF.	ADJ CONF.
Average RPI Loss: <b>177</b>	RECORD	PCT. RANK	GAMES	SCHEDULE	OF SCHEDULE	RPI	RPI	RPI	RPI
DIV. I ONLY	4- 17	314	1- 9	159	315	298	298	23	23
DIV. I NON-CONF.	3- 6	234	0- 2	95	329	204	204	24	24
TOTALS	RPI 1-25	RPI 26-50	W-L RECORDS	RPI 51-100	RPI 101-150	RPI 150+			
4- 17	0- 0	0- 1	OVERALL	0- 2	0- 3	4- 11			
3- 7	0- 0	0- 1	HOME	0- 0	0- 0	3- 6			
1- 8	0- 0	0- 0	AWAY	0- 1	0- 3	1- 4			
0- 2	0- 0	0- 0	NEUTRAL	0- 1	0- 0	0- 1			
3- 6	0- 0	0- 1	NON-CONFERENCE	0- 2	0- 1	3- 2			
2- 1	0- 0	0- 1	HOME	0- 0	0- 0	2- 0			
1- 3	0- 0	0- 0	AWAY	0- 1	0- 1	1- 1			
0- 2	0- 0	0- 0	NEUTRAL	0- 1	0- 0	0- 1			
1- 11	0- 0	0- 0	CONFERENCE	0- 0	0- 2	1- 9			
1- 6	0- 0	0- 0	HOME	0- 0	0- 0	1- 6			
0- 5	0- 0	0- 0	AWAY	0- 0	0- 2	0- 3			
0- 0	0- 0	0- 0	NEUTRAL	0- 0	0- 0	0- 0			

RPI	S	Opponent	Score	RPI	S	Opponent	Score	RPI	S	Opponent	Score	RPI	S	Opponent	Score	Team's RPI: 298
48	H	Princeton	59 <b>78</b>	75	A	Army West Point	42 <b>57</b>	118	A	Iona	46 <b>59</b>	130	A	Quinnipiac	51 <b>64</b>	
				80	N	Central Mich.	58 <b>76</b>	132	A	Pittsburgh	44 <b>75</b>	184	A	UMBC	53 <b>58</b>	
								184	N	UMBC	58 <b>67</b>	187	A	Marist	54 <b>66</b>	
								187	H	Marist	56 <b>74</b>	204	H	Canisius	64 <b>73</b>	
								210	A	Siena	45 <b>66</b>	210	H	Siena	70 58	
								214	H	Lehigh	61 60	223	A	Fairfield	56 <b>63</b>	
								223	H	Fairfield	39 <b>55</b>	246	H	Manhattan	70 <b>74</b>	
								283	H	Towson	78 72	286	H	Niagara	57 <b>67</b>	
								297	H	Monmouth	75 <b>87</b>	346	A	St. Francis Brooklyn	71 59	
LAST 12 Division I GAMES:																
187	H	Marist	56 <b>74</b>	286	H	Niagara	57 <b>67</b>									
223	A	Fairfield	56 <b>63</b>	210	A	Siena	45 <b>66</b>									
246	H	Manhattan	70 <b>74</b>	130	A	Quinnipiac	51 <b>64</b>									
297	H	Monmouth	75 <b>87</b>	187	A	Marist	54 <b>66</b>									
210	H	Siena	70 58	184	N	UMBC	58 <b>67</b>									
223	H	Fairfield	39 <b>55</b>	80	N	Central Mich.	58 <b>76</b>									

Non-Div I Games:

Rider

■ Loss, 
 ■ Non-Conf, 
 S Site, 
 ■ Home 
 ■ Away 
 N Neutral

Average RPI Win:	294	WON-LOST	WINNING	LAST 10	STRENGTH OF	OPP. STRENGTH	TEAM	ADJ.	CONF.	ADJ CONF.
Average RPI Loss:	167	RECORD	PCT. RANK	GAMES	SCHEDULE	OF SCHEDULE	RPI	RPI	RPI	RPI
DIV. I ONLY	11- 9	145	6- 4	314	320	207	207	31	31	
DIV. I NON-CONF.	5- 5	160	2- 0	188	149	139	139	32	32	
TOTALS	RPI 1-25	RPI 26-50	W-L RECORDS	RPI 51-100	RPI 101-150	RPI 150+				
11- 9	0- 1	0- 1	OVERALL	0- 1	0- 1	11- 5				
5- 2	0- 0	0- 0	HOME	0- 0	0- 0	5- 2				
6- 7	0- 0	0- 0	AWAY	0- 0	0- 0	6- 0				
0- 0	0- 0	0- 0	NEUTRAL	0- 0	0- 0	0- 0				
5- 5	0- 1	0- 1	NON-CONFERENCE	0- 1	0- 1	5- 1				
2- 1	0- 0	0- 0	HOME	0- 0	0- 0	2- 1				
3- 4	0- 1	0- 1	AWAY	0- 1	0- 1	3- 0				
0- 0	0- 0	0- 0	NEUTRAL	0- 0	0- 0	0- 0				
6- 4	0- 0	0- 0	CONFERENCE	0- 0	0- 0	6- 4				
3- 1	0- 0	0- 0	HOME	0- 0	0- 0	3- 1				
3- 3	0- 0	0- 0	AWAY	0- 0	0- 0	3- 3				
0- 0	0- 0	0- 0	NEUTRAL	0- 0	0- 0	0- 0				

RPI 1-25				RPI 26-50				RPI 51-100				RPI 101+ Team's RPI: 207			
RPI	S	Opponent	Score	RPI	S	Opponent	Score	RPI	S	Opponent	Score	RPI	S	Opponent	Score
25	A	Florida	52 79	43	A	Iowa	50 69	87	A	Charlotte	73 94	110	A	Youngstown St.	46 55
												159	H	Northern Ky.	70 72
												195	H	Delaware	53 50
												206	A	Bryant	65 71
												240	H	Morgan St.	76 44
												258	H	Sacred Heart	78 63
												273	A	Ga. Southern	64 49
												275	A	Saint Francis (PA)	54 62
												280	A	La Salle	76 45
												282	A	Central Conn. St.	39 48
												297	A	Monmouth	60 47
												314	H	Fairleigh Dickinson	68 83
												326	A	LIU Brooklyn	52 49
												337	H	Wagner	64 44
												339	A	Mt. St. Mary's	74 67
												339	H	Mt. St. Mary's	61 56
												346	A	St. Francis Brooklyn	62 53
LAST 12 Division I GAMES:															
339	A	Mt. St. Mary's	74 67	326	A	LIU Brooklyn	52 49								
275	A	Saint Francis (PA)	54 62	346	A	St. Francis Brooklyn	62 53								
282	A	Central Conn. St.	39 48	337	H	Wagner	64 44								
206	A	Bryant	65 71	258	H	Sacred Heart	78 63								
339	H	Mt. St. Mary's	61 56	195	H	Delaware	53 50								
314	H	Fairleigh Dickinson	68 83	273	A	Ga. Southern	64 49								

Non-Div I Games: West Va. Wesleyan 124 59

Robert Morris

■ Loss, 
 ■ Non-Conf, S Site, 
 ■ Home 
 ■ Away 
 N Neutral

Average RPI Win:	114	WON-LOST	WINNING	LAST 10	STRENGTH OF	OPP. STRENGTH	TEAM	ADJ.	CONF.	ADJ CONF.
Average RPI Loss:	29	RECORD	PCT. RANK	GAMES	SCHEDULE	OF SCHEDULE	RPI	RPI	RPI	RPI
DIV. I ONLY	13- 9	121	4- 6	9	9	39	39	4	4	
DIV. I NON-CONF.	9- 3	69	2- 0	21	7	17	17	4	4	
TOTALS	RPI 1-25	RPI 26-50	W-L RECORDS	RPI 51-100	RPI 101-150	RPI 150+				
13- 9	1- 5	0- 2	OVERALL	5- 2	5- 0	2- 0				
9- 2	0- 1	0- 1	HOME	2- 0	5- 0	2- 0				
1- 7	0- 4	0- 1	AWAY	1- 2	0- 0	0- 0				
3- 0	1- 0	0- 0	NEUTRAL	2- 0	0- 0	0- 0				
9- 3	1- 2	0- 1	NON-CONFERENCE	4- 0	3- 0	1- 0				
5- 1	0- 0	0- 1	HOME	1- 0	3- 0	1- 0				
1- 2	0- 2	0- 0	AWAY	1- 0	0- 0	0- 0				
3- 0	1- 0	0- 0	NEUTRAL	2- 0	0- 0	0- 0				
4- 6	0- 3	0- 1	CONFERENCE	1- 2	2- 0	1- 0				
4- 1	0- 1	0- 0	HOME	1- 0	2- 0	1- 0				
0- 5	0- 2	0- 1	AWAY	0- 2	0- 0	0- 0				
0- 0	0- 0	0- 0	NEUTRAL	0- 0	0- 0	0- 0				

RPI 1-25				RPI 26-50				RPI 51-100				RPI 101+			
RPI	S	Opponent	Score	RPI	S	Opponent	Score	RPI	S	Opponent	Score	RPI	S	Opponent	Score
5	A	Ohio St.	78 90	42	H	St. John's (NY)	62 69	54	A	Indiana	48 64	108	H	Minnesota	66 55
5	H	Ohio St.	58 67	43	A	Iowa	65 69	62	A	Nebraska	54 65	112	H	LSU	69 57
11	A	Florida St.	43 65					62	H	Nebraska	66 56	118	H	Iona	58 33
17	A	Michigan St.	48 59					70	H	Temple	61 51	134	H	Arkansas	60 40
18	A	Seton Hall	49 77					78	N	Tulane	75 51	143	H	Illinois	67 54
23	N	Green Bay	54 43					88	A	Saint Joseph's	78 65	165	H	Wisconsin	61 41
								89	N	Virginia	60 48	294	H	Savannah St.	65 26
LAST 12 Division I GAMES:															
62	H	Nebraska	66 56	5	A	Ohio St.	78 90	165	H	Wisconsin	61 41				
54	A	Indiana	48 64	43	A	Iowa	65 69	108	H	Minnesota	66 55				
5	H	Ohio St.	58 67					112	H	LSU	69 57				
17	A	Michigan St.	48 59					118	H	Iona	58 33				
62	A	Nebraska	54 65					134	H	Arkansas	60 40				
143	H	Illinois	67 54					143	H	Illinois	67 54				
								165	H	Wisconsin	61 41				
								294	H	Savannah St.	65 26				

Non-Div I Games:

Rutgers

■ Loss, 
■ Non-Conf, S Site, 
■ Home 
■ Away 
N Neutral



S  
I  
U  
E

SIUE				Through Games Of Feb. 3, 2016						
Average RPI Win:	248	WON-LOST	WINNING	LAST 10	STRENGTH OF	OPP. STRENGTH	TEAM	ADJ.	CONF.	ADJ CONF.
Average RPI Loss:	146	RECORD	PCT. RANK	GAMES	SCHEDULE	OF SCHEDULE	RPI	RPI	RPI	RPI
DIV. I ONLY		14- 9	111	9- 1	230	275	144	144	24	24
DIV. I NON-CONF.		5- 8	209	0- 2	127	273	182	182	23	23
TOTALS		RPI 1-25	RPI 26-50		W-L RECORDS		RPI 51-100	RPI 101-150		RPI 150+
14- 9	0- 2	0- 0		OVERALL		1- 1	1- 2		12- 4	
8- 1	0- 0	0- 0		HOME		1- 0	1- 1		6- 0	
6- 7	0- 2	0- 0		AWAY		0- 1	0- 1		6- 3	
0- 1	0- 0	0- 0		NEUTRAL		0- 0	0- 0		0- 1	
5- 8	0- 2	0- 0		NON-CONFERENCE		1- 1	0- 2		4- 3	
3- 1	0- 0	0- 0		HOME		1- 0	0- 1		2- 0	
2- 6	0- 2	0- 0		AWAY		0- 1	0- 1		2- 2	
0- 1	0- 0	0- 0		NEUTRAL		0- 0	0- 0		0- 1	
9- 1	0- 0	0- 0		CONFERENCE		0- 0	1- 0		8- 1	
5- 0	0- 0	0- 0		HOME		0- 0	1- 0		4- 0	
4- 1	0- 0	0- 0		AWAY		0- 0	0- 0		4- 1	
0- 0	0- 0	0- 0		NEUTRAL		0- 0	0- 0		0- 0	

S  
I  
U  
E

RPI 1-25				RPI 26-50				RPI 51-100				RPI 101+ Team's RPI: 144			
RPI	S	Opponent	Score	RPI	S	Opponent	Score	RPI	S	Opponent	Score	RPI	S	Opponent	Score
15	A	Oklahoma St.	61 86					80	A	Central Mich.	65 78	122	H	Belmont	73 60
24	A	Missouri	46 75					85	H	Saint Louis	71 64	124	H	IUPUI	67 85
												139	A	Southern Ill.	57 71
												179	H	Southeast Mo. St.	80 73
												197	A	Valparaiso	56 69
												213	H	Eastern Ky.	89 74
												227	A	Western Ill.	74 78
												250	A	Tennessee St.	61 73
												255	A	Austin Peay	72 61
												262	N	Stephen F. Austin	74 82
												264	H	Northern Ill.	93 67
												265	H	Omaha	90 86
												278	A	Tennessee Tech	83 68
												279	A	Jacksonville St.	62 57
												289	H	Morehead St.	90 81
												292	A	Murray St.	64 61
												295	A	UMKC	63 58
												317	A	Illinois St.	65 57
												342	H	Eastern Ill.	87 75
LAST 12 Division I GAMES:															
342	H	Eastern Ill.	87 75	250	A	Tennessee St.	61 73	122	H	Belmont	73 60				
255	A	Austin Peay	72 61	122	H	Belmont	73 60	278	A	Tennessee Tech	83 68				
292	A	Murray St.	64 61	278	A	Tennessee Tech	83 68	279	A	Jacksonville St.	62 57				
179	H	Southeast Mo. St.	80 73	279	A	Jacksonville St.	62 57	80	A	Central Mich.	65 78				
213	H	Eastern Ky.	89 74	80	A	Central Mich.	65 78	197	A	Valparaiso	56 69				
289	H	Morehead St.	90 81	197	A	Valparaiso	56 69								

Non-Div I Games:

SIUE

SMU				STRENGTH OF		OPP. STRENGTH		TEAM		CONF.		ADJ CONF.	
Average RPI Win: 184				WON-LOST		WINNING		RECORD		PCT. RANK		LAST 10	
Average RPI Loss: 77				RECORD		PCT. RANK		GAMES		SCHEDULE		OF SCHEDULE	
DIV. I ONLY				9- 12		212		4- 6		69		41	
DIV. I NON-CONF.				5- 6		180		1- 1		126		28	
TOTALS				RPI 1-25		RPI 26-50		W-L RECORDS		RPI 51-100		RPI 101-150	
RPI 150+				0- 3		OVERALL		2- 3		1- 0		6- 3	
0- 2				0- 1		HOME		1- 2		1- 0		3- 1	
0- 1				0- 1		AWAY		0- 1		0- 0		2- 2	
0- 0				0- 1		NEUTRAL		1- 0		0- 0		1- 0	
0- 2				0- 1		NON-CONFERENCE		1- 1		0- 0		4- 2	
0- 1				0- 0		HOME		0- 1		0- 0		3- 1	
0- 1				0- 0		AWAY		0- 0		0- 0		0- 1	
0- 0				0- 1		NEUTRAL		1- 0		0- 0		1- 0	
0- 1				0- 2		CONFERENCE		1- 2		1- 0		2- 1	
0- 1				0- 1		HOME		1- 1		1- 0		0- 0	
0- 0				0- 1		AWAY		0- 1		0- 0		2- 1	
0- 0				0- 0		NEUTRAL		0- 0		0- 0		0- 0	

RPI 1-25				RPI 26-50				RPI 51-100				RPI 101+ Team's RPI: 147			
RPI	S	Opponent	Score	RPI	S	Opponent	Score	RPI	S	Opponent	Score	RPI	S	Opponent	Score
4	H	UConn	37 90	31	N	Mississippi St.	70 72	70	A	Temple	35 55	128	H	Memphis	58 49
10	H	Arizona St.	57 64	41	A	South Fla.	56 83	70	H	Temple	69 67	162	H	Northwestern St.	74 36
16	A	Texas A&M	55 67	41	H	South Fla.	48 66	78	H	Tulane	42 54	164	H	New Mexico	58 63
								93	H	TCU	79 89	189	A	Tulsa	54 56
								95	N	Arizona	58 46	190	A	North Texas	57 60
												202	H	Kansas	73 64
												211	A	Cincinnati	73 55
												212	N	Gardner-Webb	69 61
												238	A	Houston	50 48
												341	H	Cal St. Fullerton	74 53
LAST 12 Division I GAMES:															
70	A	Temple	35 55	238	A	Houston	50 48								
41	H	South Fla.	48 66	41	A	South Fla.	56 83								
211	A	Cincinnati	73 55	70	H	Temple	69 67								
4	H	UConn	37 90	189	A	Tulsa	54 56								
78	H	Tulane	42 54	31	N	Mississippi St.	70 72								
128	H	Memphis	58 49	212	N	Gardner-Webb	69 61								

Non-Div I Games:

SMU

■ Loss, 
 ■ Non-Conf, 
 ■ S Site, 
 ■ H Home 
 ■ A Away 
 N Neutral

Average RPI Win:	252	WON-LOST	WINNING	LAST 10	STRENGTH OF	OPP. STRENGTH	TEAM	ADJ.	CONF.	ADJ CONF.
Average RPI Loss:	124	RECORD	PCT. RANK	GAMES	SCHEDULE	OF SCHEDULE	RPI	RPI	RPI	RPI
DIV. I ONLY	7- 12	244	5- 5	117	235	205	205	18	18	
DIV. I NON-CONF.	3- 8	258	1- 3	103	173	203	203	19	19	
TOTALS	RPI 1-25	RPI 26-50	W-L RECORDS	RPI 51-100	RPI 101-150	RPI 150+				
7- 12	0- 1	0- 0	OVERALL	0- 2	0- 3	7- 6				
3- 6	0- 1	0- 0	HOME	0- 0	0- 2	3- 3				
4- 5	0- 0	0- 0	AWAY	0- 1	0- 1	4- 3				
0- 1	0- 0	0- 0	NEUTRAL	0- 1	0- 0	0- 0				
3- 8	0- 1	0- 0	NON-CONFERENCE	0- 2	0- 2	3- 3				
1- 3	0- 1	0- 0	HOME	0- 0	0- 1	1- 1				
2- 4	0- 0	0- 0	AWAY	0- 1	0- 1	2- 2				
0- 1	0- 0	0- 0	NEUTRAL	0- 1	0- 0	0- 0				
4- 4	0- 0	0- 0	CONFERENCE	0- 0	0- 1	4- 3				
2- 3	0- 0	0- 0	HOME	0- 0	0- 1	2- 2				
2- 1	0- 0	0- 0	AWAY	0- 0	0- 0	2- 1				
0- 0	0- 0	0- 0	NEUTRAL	0- 0	0- 0	0- 0				

RPI 1-25				RPI 26-50				RPI 51-100				RPI 101+ Team's RPI: 205			
RPI	S	Opponent	Score	RPI	S	Opponent	Score	RPI	S	Opponent	Score	RPI	S	Opponent	Score
8	H	UCLA	76 109					60	N	Villanova	54 78	101	A	New Mexico St.	77 80
								63	A	California	99 117	115	H	San Francisco	94 95
												117	H	Idaho	88 98
												152	A	Idaho St.	68 59
												155	H	Montana St.	79 80
												164	A	New Mexico	71 84
												167	H	Hawaii	72 74
												176	A	Cal Poly	72 97
												180	H	Eastern Wash.	83 100
												181	A	Weber St.	66 77
												201	A	UC Davis	92 77
												220	H	Montana	83 75
												226	A	Utah St.	95 86
												320	H	UC Irvine	126 78
												322	A	Portland St.	126 78
												322	H	Portland St.	132 91
LAST 12 Division I GAMES:															
180	H	Eastern Wash.	83 100	155	H	Montana St.	79 80								
117	H	Idaho	88 98	322	H	Portland St.	132 91								
322	A	Portland St.	126 78	176	A	Cal Poly	72 97								
181	A	Weber St.	66 77	320	H	UC Irvine	126 78								
152	A	Idaho St.	68 59	167	H	Hawaii	72 74								
220	H	Montana	83 75	8	H	UCLA	76 109								

Non-Div I Games:

Sacramento St.

## Sacred Heart

Through Games Of Feb. 3, 2016

Average RPI Win:	308	WON-LOST	WINNING	LAST 10	STRENGTH OF	OPP. STRENGTH	TEAM	ADJ.	CONF.	ADJ CONF.
Average RPI Loss:	171	RECORD	PCT. RANK	GAMES	SCHEDULE	OF SCHEDULE	RPI	RPI	RPI	RPI
DIV. I ONLY	10- 11	183	8- 2	323	330	258	258	31	31	
DIV. I NON-CONF.	2- 9	296	0- 2	250	221	314	314	32	32	
TOTALS	RPI 1-25	RPI 26-50	W-L RECORDS	RPI 51-100	RPI 101-150	RPI 150+				
10- 11	0- 0	0- 1	OVERALL	0- 1	0- 3	10- 6				
4- 4	0- 0	0- 0	HOME	0- 0	0- 1	4- 3				
5- 6	0- 0	0- 1	AWAY	0- 1	0- 1	5- 3				
1- 1	0- 0	0- 0	NEUTRAL	0- 0	0- 1	1- 0				
2- 9	0- 0	0- 1	NON-CONFERENCE	0- 1	0- 3	2- 4				
1- 3	0- 0	0- 0	HOME	0- 0	0- 1	1- 2				
0- 5	0- 0	0- 1	AWAY	0- 1	0- 1	0- 2				
1- 1	0- 0	0- 0	NEUTRAL	0- 0	0- 1	1- 0				
8- 2	0- 0	0- 0	CONFERENCE	0- 0	0- 0	8- 2				
3- 1	0- 0	0- 0	HOME	0- 0	0- 0	3- 1				
5- 1	0- 0	0- 0	AWAY	0- 0	0- 0	5- 1				
0- 0	0- 0	0- 0	NEUTRAL	0- 0	0- 0	0- 0				

RPI 1-25			RPI 26-50			RPI 51-100			RPI 101+ Team's RPI: 258		
RPI	S	Opponent	Score	RPI	S	Opponent	Score	RPI	S	Opponent	Score
				42	A	St. John's (NY)	54 67	70	A	Temple	62 92
										111	N La.-Lafayette 58 60
										129	H Buffalo 53 66
										136	A Penn St. 46 83
										206	H Bryant 59 61
										207	A Robert Morris 63 78
										215	H Binghamton 69 60
										217	H Hartford 67 68
										223	A Fairfield 50 61
										267	H New Hampshire 69 81
										275	A Saint Francis (PA) 81 77
										277	A Vermont 51 53
										282	A Central Conn. St. 61 57
										311	N Coastal Caro. 71 62
										314	H Fairleigh Dickinson 72 61
										326	A LIU Brooklyn 62 53
										337	A Wagner 77 73
										337	H Wagner 73 62
										339	H Mt. St. Mary's 61 58
										346	A St. Francis Brooklyn 68 51
LAST 12 Division I GAMES:											
326	A	LIU Brooklyn	62 53	337	H	Wagner	73 62				
206	H	Bryant	59 61	314	H	Fairleigh Dickinson	72 61				
339	H	Mt. St. Mary's	61 58	275	A	Saint Francis (PA)	81 77				
337	A	Wagner	77 73	207	A	Robert Morris	63 78				
282	A	Central Conn. St.	61 57	129	H	Buffalo	53 66				
346	A	St. Francis Brooklyn	68 51	136	A	Penn St.	46 83				

Non-Div I Games:

Sacred Heart

■ Loss, 
 ■ Non-Conf, 
 ■ S Site, 
 ■ Home 
 ■ A Away 
 N Neutral

Average RPI Win:	311	WON-LOST	WINNING	LAST 10	STRENGTH OF	OPP. STRENGTH	TEAM	ADJ.	CONF.	ADJ CONF.
Average RPI Loss:	190	RECORD	PCT. RANK	GAMES	SCHEDULE	OF SCHEDULE	RPI	RPI	RPI	RPI
DIV. I ONLY	7- 13	250	6- 4	268	336	275	275	31	31	
DIV. I NON-CONF.	1- 9	325	0- 2	135	239	299	299	32	32	
TOTALS	RPI 1-25	RPI 26-50	W-L RECORDS	RPI 51-100	RPI 101-150	RPI 150+				
7- 13	0- 1	0- 1	OVERALL	0- 0	0- 1	7- 10				
5- 2	0- 0	0- 0	HOME	0- 0	0- 1	5- 1				
2- 10	0- 1	0- 1	AWAY	0- 0	0- 0	2- 8				
0- 1	0- 0	0- 0	NEUTRAL	0- 0	0- 0	0- 1				
1- 9	0- 1	0- 1	NON-CONFERENCE	0- 0	0- 1	1- 6				
1- 1	0- 0	0- 0	HOME	0- 0	0- 1	1- 0				
0- 7	0- 1	0- 1	AWAY	0- 0	0- 0	0- 5				
0- 1	0- 0	0- 0	NEUTRAL	0- 0	0- 0	0- 1				
6- 4	0- 0	0- 0	CONFERENCE	0- 0	0- 0	6- 4				
4- 1	0- 0	0- 0	HOME	0- 0	0- 0	4- 1				
2- 3	0- 0	0- 0	AWAY	0- 0	0- 0	2- 3				
0- 0	0- 0	0- 0	NEUTRAL	0- 0	0- 0	0- 0				

RPI 1-25				RPI 26-50				RPI 51-100				RPI 101+ Team's RPI: 275			
RPI	S	Opponent	Score	RPI	S	Opponent	Score	RPI	S	Opponent	Score	RPI	S	Opponent	Score
25	A	Florida	65 122	32	A	Ohio	65 91					132	H	Pittsburgh	59 74
												169	A	Marshall	73 81
												185	A	Cornell	69 75
												204	A	Canisius	52 77
												206	A	Bryant	72 84
												207	H	Robert Morris	62 54
												211	A	Cincinnati	86 93
												213	N	Eastern Ky.	82 88
												235	A	Columbia	78 82
												258	H	Sacred Heart	77 81
												282	A	Central Conn. St.	51 66
												311	H	Coastal Caro.	106 74
												314	A	Fairleigh Dickinson	72 73
												314	H	Fairleigh Dickinson	87 67
												326	A	LIU Brooklyn	84 75
												337	H	Wagner	93 78
												339	H	Mt. St. Mary's	87 57
												346	A	St. Francis Brooklyn	83 76
LAST 12 Division I GAMES:															
314	A	Fairleigh Dickinson	72 73	346	A	St. Francis Brooklyn	83 76								
207	H	Robert Morris	62 54	326	A	LIU Brooklyn	84 75								
206	A	Bryant	72 84	258	H	Sacred Heart	77 81								
282	A	Central Conn. St.	51 66	337	H	Wagner	93 78								
314	H	Fairleigh Dickinson	87 67	213	N	Eastern Ky.	82 88								
339	H	Mt. St. Mary's	87 57	25	A	Florida	65 122								

Non-Div I Games: Pitt.-Johnstown 82 78

Saint Francis (PA)

■ Loss, 
 ■ Non-Conf, 
 ■ S Site, 
 ■ H Home 
 ■ A Away 
 N Neutral

## Saint Joseph's

Through Games Of Feb. 3, 2016

Average RPI Win:	148	WON-LOST	WINNING	LAST 10	STRENGTH OF	OPP. STRENGTH	TEAM	ADJ.	CONF.	ADJ CONF.
Average RPI Loss:	61	RECORD	PCT. RANK	GAMES	SCHEDULE	OF SCHEDULE	RPI	RPI	RPI	RPI
DIV. I ONLY	10- 11	183	5- 5	7	75	88	88	7	7	
DIV. I NON-CONF.	6- 6	160	2- 1	3	54	53	53	8	8	
TOTALS	RPI 1-25	RPI 26-50	W-L RECORDS	RPI 51-100	RPI 101-150	RPI 150+				
10- 11	0- 2	1- 4	OVERALL	4- 3	0- 1	5- 1				
6- 7	0- 2	1- 3	HOME	2- 1	0- 1	3- 0				
4- 4	0- 0	0- 1	AWAY	2- 2	0- 0	2- 1				
0- 0	0- 0	0- 0	NEUTRAL	0- 0	0- 0	0- 0				
6- 6	0- 2	1- 1	NON-CONFERENCE	3- 2	0- 1	2- 0				
4- 4	0- 2	1- 1	HOME	2- 0	0- 1	1- 0				
2- 2	0- 0	0- 0	AWAY	1- 2	0- 0	1- 0				
0- 0	0- 0	0- 0	NEUTRAL	0- 0	0- 0	0- 0				
4- 5	0- 0	0- 3	CONFERENCE	1- 1	0- 0	3- 1				
2- 3	0- 0	0- 2	HOME	0- 1	0- 0	2- 0				
2- 2	0- 0	0- 1	AWAY	1- 0	0- 0	1- 1				
0- 0	0- 0	0- 0	NEUTRAL	0- 0	0- 0	0- 0				

RPI 1-25				RPI 26-50				RPI 51-100 Team's RPI: 88				RPI 101+			
RPI	S	Opponent	Score	RPI	S	Opponent	Score	RPI	S	Opponent	Score	RPI	S	Opponent	Score
1	H	Notre Dame	55 91	33	A	St. Bonaventure	51 65	60	A	Villanova	49 55	118	H	Iona	75 81
18	H	Seton Hall	54 66	37	H	George Washington	45 70	66	A	Hofstra	62 75	160	A	Fordham	40 47
				39	H	Rutgers	65 78	70	A	Temple	70 67	184	H	UMBC	104 45
				44	H	Penn	50 46	74	H	Drexel	53 46	209	H	Richmond	64 53
				50	H	Dayton	61 71	80	H	Central Mich.	76 66	214	A	Lehigh	63 62
								85	H	Saint Louis	66 77	228	A	Massachusetts	62 58
								96	A	VCU	66 63	280	H	La Salle	64 55
LAST 12 Division I GAMES:															
280	H	La Salle	64 55	96	A	VCU	66 63	228	A	Massachusetts	62 58	37	H	George Washington	45 70
33	A	St. Bonaventure	51 65	80	H	Central Mich.	76 66	184	H	UMBC	104 45	1	H	Notre Dame	55 91
50	H	Dayton	61 71	196	A	VCU	66 63	228	A	Massachusetts	62 58	37	H	George Washington	45 70
85	H	Saint Louis	66 77	209	H	Richmond	64 53	1	H	Notre Dame	55 91	37	H	George Washington	45 70

Non-Div I Games:

Saint Joseph's

■ Loss, 
 ■ Non-Conf, 
 ■ S Site, 
 ■ H Home 
 ■ A Away 
 N Neutral

## Saint Louis

Through Games Of Feb. 3, 2016

Average RPI Win:	203	WON-LOST	WINNING	LAST 10	STRENGTH OF	OPP. STRENGTH	TEAM	ADJ.	CONF.	ADJ CONF.
Average RPI Loss:	100	RECORD	PCT. RANK	GAMES	SCHEDULE	OF SCHEDULE	RPI	RPI	RPI	RPI
DIV. I ONLY	17- 5	41	8- 2	246	120	85	85	7	7	
DIV. I NON-CONF.	9- 3	69	1- 1	271	252	101	101	8	8	
TOTALS	RPI 1-25	RPI 26-50	W-L RECORDS	RPI 51-100	RPI 101-150	RPI 150+				
17- 5	0- 0	1- 1	OVERALL	2- 2	2- 1	12- 1				
8- 1	0- 0	1- 0	HOME	0- 0	0- 0	7- 1				
8- 4	0- 0	0- 1	AWAY	2- 2	2- 1	4- 0				
1- 0	0- 0	0- 0	NEUTRAL	0- 0	0- 0	1- 0				
9- 3	0- 0	0- 0	NON-CONFERENCE	0- 2	2- 1	7- 0				
4- 0	0- 0	0- 0	HOME	0- 0	0- 0	4- 0				
4- 3	0- 0	0- 0	AWAY	0- 2	2- 1	2- 0				
1- 0	0- 0	0- 0	NEUTRAL	0- 0	0- 0	1- 0				
8- 2	0- 0	1- 1	CONFERENCE	2- 0	0- 0	5- 1				
4- 1	0- 0	1- 0	HOME	0- 0	0- 0	3- 1				
4- 1	0- 0	0- 1	AWAY	2- 0	0- 0	2- 0				
0- 0	0- 0	0- 0	NEUTRAL	0- 0	0- 0	0- 0				

RPI 1-25				RPI 26-50				RPI 51-100				Team's RPI: 85		RPI 101+			
RPI	S	Opponent	Score	RPI	S	Opponent	Score	RPI	S	Opponent	Score			RPI	S	Opponent	Score
				37	A	George Washington	80 89	57	A	Ball St.	70 79			123	A	Mercer	68 60
				50	H	Dayton	70 56	78	A	Tulane	58 66			128	A	Memphis	63 57
								88	A	Saint Joseph's	77 66			144	A	SIUE	64 71
								96	A	VCU	77 72			170	A	Davidson	79 50
														179	H	Southeast Mo. St.	67 52
														186	A	George Mason	61 50
														186	H	George Mason	63 73
														189	H	Tulsa	82 73
														209	H	Richmond	73 48
														228	H	Massachusetts	69 49
														243	A	Indiana St.	62 52
														280	H	La Salle	79 70
														301	N	Cleveland St.	76 65
														303	H	Bradley	75 58
														342	H	Eastern Ill.	78 47
														344	A	Alabama A&M	91 60
LAST 12 Division I GAMES:																	
				209	H	Richmond	73 48					228	H	Massachusetts	69 49		
				37	A	George Washington	80 89					170	A	Davidson	79 50		
				186	A	George Mason	61 50					96	A	VCU	77 72		
				280	H	La Salle	79 70					186	H	George Mason	63 73		
				88	A	Saint Joseph's	77 66					303	H	Bradley	75 58		
				50	H	Dayton	70 56					57	A	Ball St.	70 79		

Non-Div I Games: Mo.-St. Louis 67 31

Saint Louis

■ Loss, 
 ■ Non-Conf, 
 ■ S Site, 
 ■ H Home 
 ■ A Away 
 N Neutral

## Saint Peter's

Through Games Of Feb. 3, 2016

Average RPI Win:	257	WON-LOST	WINNING	LAST 10	STRENGTH OF	OPP. STRENGTH	TEAM	ADJ.	CONF.	ADJ CONF.
Average RPI Loss:	197	RECORD	PCT. RANK	GAMES	SCHEDULE	OF SCHEDULE	RPI	RPI	RPI	RPI
DIV. I ONLY	4- 17	314	2- 8	214	326	325	325	23	23	
DIV. I NON-CONF.	2- 7	280	1- 1	139	342	289	289	24	24	
TOTALS	RPI 1-25	RPI 26-50	W-L RECORDS	RPI 51-100	RPI 101-150	RPI 150+				
4- 17	0- 1	0- 1	OVERALL	0- 0	0- 3	4- 12				
4- 7	0- 0	0- 1	HOME	0- 0	0- 2	4- 4				
0- 10	0- 0	0- 0	AWAY	0- 0	0- 1	0- 0				
0- 0	0- 0	0- 0	NEUTRAL	0- 0	0- 0	0- 0				
2- 7	0- 1	0- 1	NON-CONFERENCE	0- 0	0- 1	2- 4				
2- 3	0- 0	0- 1	HOME	0- 0	0- 1	2- 1				
0- 4	0- 1	0- 0	AWAY	0- 0	0- 0	0- 3				
0- 0	0- 0	0- 0	NEUTRAL	0- 0	0- 0	0- 0				
2- 10	0- 0	0- 0	CONFERENCE	0- 0	0- 2	2- 8				
2- 4	0- 0	0- 0	HOME	0- 0	0- 1	2- 3				
0- 6	0- 0	0- 0	AWAY	0- 0	0- 1	0- 5				
0- 0	0- 0	0- 0	NEUTRAL	0- 0	0- 0	0- 0				

RPI 1-25				RPI 26-50				RPI 51-100				RPI 101+ Team's RPI: 325			
RPI	S	Opponent	Score	RPI	S	Opponent	Score	RPI	S	Opponent	Score	RPI	S	Opponent	Score
18	A	Seton Hall	65 81	26	H	Duquesne	38 63					109	H	Stony Brook	35 69
												118	H	Iona	51 65
												130	A	Quinnipiac	49 66
												161	H	Brown	79 67
												187	A	Marist	46 69
												204	A	Canisius	42 54
												204	H	Canisius	53 60
												210	A	Siena	58 59
												210	H	Siena	55 64
												214	A	Lehigh	42 74
												223	H	Fairfield	56 46
												246	A	Manhattan	47 64
												249	H	Navy	39 50
												286	A	Niagara	46 51
												286	H	Niagara	48 52
												297	H	Monmouth	67 62
												314	A	Fairleigh Dickinson	52 73
												332	A	Lafayette	69 72
												346	H	St. Francis Brooklyn	44 40
LAST 12 Division I GAMES:															
130	A	Quinnipiac	49 66	223	H	Fairfield	56 46								
210	H	Siena	55 64	286	H	Niagara	48 52								
187	A	Marist	46 69	297	H	Monmouth	67 62								
246	A	Manhattan	47 64	118	H	Iona	51 65								
286	A	Niagara	46 51	161	H	Brown	79 67								
204	A	Canisius	42 54	18	A	Seton Hall	65 81								

Non-Div I Games:

Saint Peter's

■ Loss, 
 ■ Non-Conf, 
 ■ S Site, 
 ■ H Home 
 ■ A Away 
 N Neutral



Average RPI Win:	306	WON-LOST	WINNING	LAST 10	STRENGTH OF	OPP. STRENGTH	TEAM	ADJ.	CONF.	ADJ CONF.
Average RPI Loss:	141	RECORD	PCT. RANK	GAMES	SCHEDULE	OF SCHEDULE	RPI	RPI	RPI	RPI
DIV. I ONLY	6- 12	257	4- 6	245	201	241	241	27	27	
DIV. I NON-CONF.	2- 6	272	0- 2	82	70	165	165	26	26	
TOTALS	RPI 1-25	RPI 26-50	W-L RECORDS	RPI 51-100	RPI 101-150	RPI 150+				
6- 12	0- 2	0- 2	OVERALL	0- 1	0- 2	6- 5				
2- 3	0- 0	0- 1	HOME	0- 0	0- 0	2- 2				
4- 8	0- 1	0- 1	AWAY	0- 1	0- 2	4- 3				
0- 1	0- 1	0- 0	NEUTRAL	0- 0	0- 0	0- 0				
2- 6	0- 2	0- 1	NON-CONFERENCE	0- 1	0- 1	2- 1				
0- 1	0- 0	0- 0	HOME	0- 0	0- 0	0- 1				
2- 4	0- 1	0- 1	AWAY	0- 1	0- 1	2- 0				
0- 1	0- 1	0- 0	NEUTRAL	0- 0	0- 0	0- 0				
4- 6	0- 0	0- 1	CONFERENCE	0- 0	0- 1	4- 4				
2- 2	0- 0	0- 1	HOME	0- 0	0- 0	2- 1				
2- 4	0- 0	0- 0	AWAY	0- 0	0- 1	2- 3				
0- 0	0- 0	0- 0	NEUTRAL	0- 0	0- 0	0- 0				

RPI 1-25				RPI 26-50				RPI 51-100				RPI 101+ Team's RPI: 241			
RPI	S	Opponent	Score	RPI	S	Opponent	Score	RPI	S	Opponent	Score	RPI	S	Opponent	Score
9	A	Texas	49 83	45	H	Abilene Christian	76 87	93	A	TCU	59 85	134	A	Arkansas	47 67
11	N	Florida St.	37 94	46	A	Kansas St.	50 78					150	A	McNeese St.	79 82
												162	A	Northwestern St.	49 69
												225	A	Houston Baptist	63 67
												232	H	Rice	46 58
												254	A	Texas Southern	53 51
												262	A	Stephen F. Austin	63 70
												287	A	Lamar	78 76
												312	A	Incarinate Word	65 60
												315	H	Southeastern La.	80 56
												319	H	Nicholls St.	63 67
												326	A	LIU Brooklyn	63 56
												340	H	New Orleans	64 52
LAST 12 Division I GAMES:															
225	A	Houston Baptist	63 67	340	H	New Orleans	64 52								
287	A	Lamar	78 76	315	H	Southeastern La.	80 56								
262	A	Stephen F. Austin	63 70	162	A	Northwestern St.	49 69								
45	H	Abilene Christian	76 87	312	A	Incarinate Word	65 60								
150	A	McNeese St.	79 82	9	A	Texas	49 83								
319	H	Nicholls St.	63 67	46	A	Kansas St.	50 78								

Non-Div I Games: LSU-Alexandria 85 50 Our Lady Of The Lak67 56

Sam Houston St.

Loss, Non-Conf, S Site, H Home A Away N Neutral

Average RPI Win:	240	WON-LOST	WINNING	LAST 10	STRENGTH OF	OPP. STRENGTH	TEAM	ADJ.	CONF.	ADJ CONF.
Average RPI Loss:	105	RECORD	PCT. RANK	GAMES	SCHEDULE	OF SCHEDULE	RPI	RPI	RPI	RPI
DIV. I ONLY	12- 8	114	7- 3	217	187	121	121	17	17	
DIV. I NON-CONF.	6- 7	176	2- 3	214	194	150	150	16	16	
TOTALS	RPI 1-25	RPI 26-50	W-L RECORDS	RPI 51-100	RPI 101-150	RPI 150+				
12- 8	0- 0	0- 1	OVERALL	1- 3	1- 3	10- 1				
3- 2	0- 0	0- 0	HOME	1- 0	0- 2	2- 0				
8- 6	0- 0	0- 1	AWAY	0- 3	1- 1	7- 1				
1- 0	0- 0	0- 0	NEUTRAL	0- 0	0- 0	1- 0				
6- 7	0- 0	0- 1	NON-CONFERENCE	0- 3	1- 2	5- 1				
1- 1	0- 0	0- 0	HOME	0- 0	0- 1	1- 0				
4- 6	0- 0	0- 1	AWAY	0- 3	1- 1	3- 1				
1- 0	0- 0	0- 0	NEUTRAL	0- 0	0- 0	1- 0				
6- 1	0- 0	0- 0	CONFERENCE	1- 0	0- 1	5- 0				
2- 1	0- 0	0- 0	HOME	1- 0	0- 1	1- 0				
4- 0	0- 0	0- 0	AWAY	0- 0	0- 0	4- 0				
0- 0	0- 0	0- 0	NEUTRAL	0- 0	0- 0	0- 0				

RPI 1-25				RPI 26-50				RPI 51-100				RPI 101+				Team's RPI: 121	
RPI	S	Opponent	Score	RPI	S	Opponent	Score	RPI	S	Opponent	Score	RPI	S	Opponent	Score		
				31	A	Mississippi St.	47 68	54	A	Indiana	56 65	112	A	LSU	47 44		
								58	H	Chattanooga	48 43	123	H	Mercer	60 63		
								92	A	Georgia Tech	55 66	145	A	Southern Miss.	48 56		
								97	A	UT Martin	50 52	146	H	Harvard	54 60		
												151	H	ETSU	55 47		
												153	A	UAB	41 61		
												198	H	Troy	73 69		
												222	A	Furman	58 45		
												279	A	Jacksonville St.	50 39		
												288	A	UNCG	57 52		
												293	A	Alabama St.	54 35		
												302	A	Western Caro.	59 42		
												309	A	Wofford	58 39		
												319	N	Nicholls St.	45 43		
												344	A	Alabama A&M	54 30		
LAST 12 Division I GAMES:																	
				309	A	Wofford	58 39	302	A	Western Caro.	59 42						
				222	A	Furman	58 45	146	H	Harvard	54 60						
				58	H	Chattanooga	48 43	112	A	LSU	47 44						
				151	H	ETSU	55 47	153	A	UAB	41 61						
				123	H	Mercer	60 63	293	A	Alabama St.	54 35						
				288	A	UNCG	57 52	92	A	Georgia Tech	55 66						

Non-Div I Games: AUM 82 32 Shorter 53 33

Samford

Loss, Non-Conf, S Site, H Home A Away N Neutral

Average RPI Win:	189	WON-LOST	WINNING	LAST 10	STRENGTH OF	OPP. STRENGTH	TEAM	ADJ.	CONF.	ADJ CONF.
Average RPI Loss:	55	RECORD	PCT. RANK	GAMES	SCHEDULE	OF SCHEDULE	RPI	RPI	RPI	RPI
DIV. I ONLY	19- 2	9	9- 1	253	94	69	69	8	8	
DIV. I NON-CONF.	9- 1	22	0- 0	312	134	110	110	9	9	
TOTALS	RPI 1-25	RPI 26-50	W-L RECORDS	RPI 51-100	RPI 101-150	RPI 150+				
19- 2	1- 0	0- 0	OVERALL	3- 2	4- 0	11- 0				
10- 2	1- 0	0- 0	HOME	2- 2	2- 0	5- 0				
9- 0	0- 0	0- 0	AWAY	1- 0	2- 0	6- 0				
0- 0	0- 0	0- 0	NEUTRAL	0- 0	0- 0	0- 0				
9- 1	0- 0	0- 0	NON-CONFERENCE	1- 1	2- 0	6- 0				
4- 1	0- 0	0- 0	HOME	1- 1	1- 0	2- 0				
5- 0	0- 0	0- 0	AWAY	0- 0	1- 0	4- 0				
0- 0	0- 0	0- 0	NEUTRAL	0- 0	0- 0	0- 0				
10- 1	1- 0	0- 0	CONFERENCE	2- 1	2- 0	5- 0				
6- 1	1- 0	0- 0	HOME	1- 1	1- 0	3- 0				
4- 0	0- 0	0- 0	AWAY	1- 0	1- 0	2- 0				
0- 0	0- 0	0- 0	NEUTRAL	0- 0	0- 0	0- 0				

RPI 1-25				RPI 26-50				RPI 51-100 Team's RPI: 69				RPI 101+			
RPI	S	Opponent	Score	RPI	S	Opponent	Score	RPI	S	Opponent	Score	RPI	S	Opponent	Score
21	H	BYU	78 65					53	H	St. Mary's (CA)	68 73	105	H	Akron	86 65
								56	H	Washington St.	72 78	115	A	San Francisco	67 58
								72	A	Santa Clara	70 58	138	H	Pacific	69 56
								84	H	Gonzaga	63 54	140	A	Fresno St.	72 68
								95	H	Arizona	59 54	155	A	Montana St.	62 49
												197	H	Valparaiso	76 60
												244	A	Loyola Marymount	75 67
												244	H	Loyola Marymount	82 58
												248	A	Pepperdine	70 54
												248	H	Pepperdine	74 55
												269	H	Portland	71 43
												274	A	San Diego St.	60 53
												284	H	CSUN	86 64
												316	A	Nevada	84 47
												341	A	Cal St. Fullerton	53 44
LAST 12 Division I GAMES:															
244	A	Loyola Marymount	75 67	72	A	Santa Clara	70 58								
248	A	Pepperdine	70 54	115	A	San Francisco	67 58								
244	H	Loyola Marymount	82 58	53	H	St. Mary's (CA)	68 73								
248	H	Pepperdine	74 55	138	H	Pacific	69 56								
84	H	Gonzaga	63 54	21	H	BYU	78 65								
269	H	Portland	71 43	140	A	Fresno St.	72 68								

Non-Div I Games: Hope Int'l 90 52

San Diego

■ Loss, 
 ■ Non-Conf, 
 ■ S Site, 
 ■ Home 
 ■ Away 
 N Neutral

Average RPI Win:	<b>273</b>	WON-LOST	WINNING	LAST 10	STRENGTH OF	OPP. STRENGTH	TEAM	ADJ.	CONF.	ADJ CONF.
Average RPI Loss:	<b>151</b>	RECORD	PCT. RANK	GAMES	SCHEDULE	OF SCHEDULE	RPI	RPI	RPI	RPI
DIV. I ONLY	<b>5- 15</b>	<b>289</b>	<b>1- 9</b>	<b>156</b>	<b>250</b>	<b>274</b>	<b>274</b>	<b>19</b>	<b>19</b>	
DIV. I NON-CONF.	<b>4- 6</b>	<b>201</b>	<b>1- 0</b>	<b>225</b>	<b>251</b>	<b>249</b>	<b>249</b>	<b>20</b>	<b>20</b>	
TOTALS	RPI 1-25	RPI 26-50	W-L RECORDS	RPI 51-100	RPI 101-150	RPI 150+				
5- 15	0- 1	0- 0	OVERALL	0- 4	0- 3	5- 7				
3- 8	0- 0	0- 0	HOME	0- 3	0- 1	3- 4				
2- 7	0- 1	0- 0	AWAY	0- 1	0- 2	2- 3				
0- 0	0- 0	0- 0	NEUTRAL	0- 0	0- 0	0- 0				
4- 6	0- 1	0- 0	NON-CONFERENCE	0- 2	0- 1	4- 2				
3- 3	0- 0	0- 0	HOME	0- 2	0- 0	3- 1				
1- 3	0- 1	0- 0	AWAY	0- 0	0- 1	1- 1				
0- 0	0- 0	0- 0	NEUTRAL	0- 0	0- 0	0- 0				
1- 9	0- 0	0- 0	CONFERENCE	0- 2	0- 2	1- 5				
0- 5	0- 0	0- 0	HOME	0- 1	0- 1	0- 3				
1- 4	0- 0	0- 0	AWAY	0- 1	0- 1	1- 2				
0- 0	0- 0	0- 0	NEUTRAL	0- 0	0- 0	0- 0				

RPI 1-25				RPI 26-50				RPI 51-100				RPI 101+ Team's RPI: 274			
RPI	S	Opponent	Score	RPI	S	Opponent	Score	RPI	S	Opponent	Score	RPI	S	Opponent	Score
19	A	Washington	51 <b>80</b>					61	A	Colorado St.	54 <b>70</b>	113	H	Boise St.	45 <b>75</b>
								61	H	Colorado St.	57 <b>60</b>	133	A	Long Beach St.	54 <b>74</b>
								64	H	UC Riverside	68 <b>85</b>	140	A	Fresno St.	49 <b>54</b>
								69	H	San Diego	53 <b>60</b>	165	H	Wisconsin	63 57
												168	H	UNLV	41 <b>55</b>
												201	H	UC Davis	54 <b>65</b>
												218	A	San Jose St.	73 <b>78</b>
												226	A	Utah St.	59 <b>72</b>
												226	H	Utah St.	36 <b>55</b>
												244	A	Loyola Marymount	65 <b>92</b>
												245	A	Wyoming	84 77
												284	A	CSUN	67 65
												316	H	Nevada	64 <b>70</b>
												329	H	North Dakota St.	64 54
												341	H	Cal St. Fullerton	54 43
LAST 12 Division I GAMES:															
61	A	Colorado St.	54 <b>70</b>	61	H	Colorado St.	57 <b>60</b>								
168	H	UNLV	41 <b>55</b>	218	A	San Jose St.	73 <b>78</b>								
316	H	Nevada	64 <b>70</b>	226	H	Utah St.	36 <b>55</b>								
226	A	Utah St.	59 <b>72</b>	245	A	Wyoming	84 77								
140	A	Fresno St.	49 <b>54</b>	341	H	Cal St. Fullerton	54 43								
113	H	Boise St.	45 <b>75</b>	244	A	Loyola Marymount	65 <b>92</b>								

Non-Div I Games: San Diego Christian60 25

San Diego St.

## San Francisco

Through Games Of Feb. 3, 2016

Average RPI Win:	201	WON-LOST	WINNING	LAST 10	STRENGTH OF	OPP. STRENGTH	TEAM	ADJ.	CONF.	ADJ CONF.
Average RPI Loss:	105	RECORD	PCT. RANK	GAMES	SCHEDULE	OF SCHEDULE	RPI	RPI	RPI	RPI
DIV. I ONLY	12- 8	114	5- 5	179	93	115	115	8	8	
DIV. I NON-CONF.	7- 2	57	0- 0	243	166	95	95	9	9	
TOTALS	RPI 1-25	RPI 26-50	W-L RECORDS	RPI 51-100	RPI 101-150	RPI 150+				
12- 8	0- 1	0- 0	OVERALL	2- 4	1- 1	9- 2				
4- 4	0- 1	0- 0	HOME	2- 2	0- 0	2- 1				
8- 4	0- 0	0- 0	AWAY	0- 2	1- 1	7- 1				
0- 0	0- 0	0- 0	NEUTRAL	0- 0	0- 0	0- 0				
7- 2	0- 0	0- 0	NON-CONFERENCE	1- 0	1- 0	5- 2				
2- 1	0- 0	0- 0	HOME	1- 0	0- 0	1- 1				
5- 1	0- 0	0- 0	AWAY	0- 0	1- 0	4- 1				
0- 0	0- 0	0- 0	NEUTRAL	0- 0	0- 0	0- 0				
5- 6	0- 1	0- 0	CONFERENCE	1- 4	0- 1	4- 0				
2- 3	0- 1	0- 0	HOME	1- 2	0- 0	1- 0				
3- 3	0- 0	0- 0	AWAY	0- 2	0- 1	3- 0				
0- 0	0- 0	0- 0	NEUTRAL	0- 0	0- 0	0- 0				

RPI 1-25				RPI 26-50				RPI 51-100				RPI 101+ Team's RPI: 115			
RPI	S	Opponent	Score	RPI	S	Opponent	Score	RPI	S	Opponent	Score	RPI	S	Opponent	Score
21	H	BYU	57 66					53	H	St. Mary's (CA)	68 78	133	A	Long Beach St.	66 52
								64	H	UC Riverside	88 76	138	A	Pacific	57 70
								69	H	San Diego	58 67	172	H	North Dakota	74 57
								72	A	Santa Clara	57 68	176	H	Cal Poly	61 62
								84	A	Gonzaga	47 68	190	A	North Texas	69 61
								84	H	Gonzaga	71 52	205	A	Sacramento St.	95 94
												218	A	San Jose St.	82 78
												224	A	Utah Valley	88 94
												244	A	Loyola Marymount	75 73
												248	A	Pepperdine	81 74
												269	A	Portland	82 63
												269	H	Portland	90 69
												316	A	Nevada	70 62
LAST 12 Division I GAMES:															
84	H	Gonzaga	71 52	69	H	San Diego	58 67								
269	H	Portland	90 69	269	A	Portland	82 63								
72	A	Santa Clara	57 68	84	A	Gonzaga	47 68								
248	A	Pepperdine	81 74	138	A	Pacific	57 70								
244	A	Loyola Marymount	75 73	53	H	St. Mary's (CA)	68 78								
21	H	BYU	57 66	133	A	Long Beach St.	66 52								

Non-Div I Games: Holy Names 77 31 San Fran. St. 73 45

San Francisco

■ Loss, 
 ■ Non-Conf, 
 ■ S Site, 
 ■ H Home 
 ■ A Away 
 N Neutral

Average RPI Win:	270	WON-LOST	WINNING	LAST 10	STRENGTH OF	OPP. STRENGTH	TEAM	ADJ.	CONF.	ADJ CONF.
Average RPI Loss:	114	RECORD	PCT. RANK	GAMES	SCHEDULE	OF SCHEDULE	RPI	RPI	RPI	RPI
DIV. I ONLY	7- 14	257	5- 5	124	226	218	218	19	19	
DIV. I NON-CONF.	1- 9	325	0- 1	84	192	279	279	20	20	
TOTALS	RPI 1-25	RPI 26-50	W-L RECORDS	RPI 51-100	RPI 101-150	RPI 150+				
7- 14	0- 0	0- 0	OVERALL	0- 6	1- 5	6- 3				
3- 7	0- 0	0- 0	HOME	0- 2	0- 4	3- 1				
4- 7	0- 0	0- 0	AWAY	0- 4	1- 1	3- 2				
0- 0	0- 0	0- 0	NEUTRAL	0- 0	0- 0	0- 0				
1- 9	0- 0	0- 0	NON-CONFERENCE	0- 4	0- 3	1- 2				
1- 4	0- 0	0- 0	HOME	0- 1	0- 2	1- 1				
0- 5	0- 0	0- 0	AWAY	0- 3	0- 1	0- 1				
0- 0	0- 0	0- 0	NEUTRAL	0- 0	0- 0	0- 0				
6- 5	0- 0	0- 0	CONFERENCE	0- 2	1- 2	5- 1				
2- 3	0- 0	0- 0	HOME	0- 1	0- 2	2- 0				
4- 2	0- 0	0- 0	AWAY	0- 1	1- 0	3- 1				
0- 0	0- 0	0- 0	NEUTRAL	0- 0	0- 0	0- 0				

RPI 1-25				RPI 26-50				RPI 51-100				RPI 101+				Team's RPI: 218	
RPI	S	Opponent	Score	RPI	S	Opponent	Score	RPI	S	Opponent	Score	RPI	S	Opponent	Score		
								53	A	St. Mary's (CA)	81	91	101	H	New Mexico St.	66	75
								56	A	Washington St.	80	95	113	H	Boise St.	75	78
								61	A	Colorado St.	54	76	115	H	San Francisco	78	82
								61	H	Colorado St.	78	80	138	A	Pacific	69	81
								81	A	Oregon	74	104	140	A	Fresno St.	66	64
								83	H	South Dakota	77	87	140	H	Fresno St.	54	59
													164	A	New Mexico	57	71
													167	H	Hawaii	73	76
													226	A	Utah St.	86	74
													245	A	Wyoming	67	66
													266	A	CSU Bakersfield	88	90
													274	H	San Diego St.	78	73
													320	H	UC Irvine	79	58
													343	A	Air Force	72	49
													343	H	Air Force	81	60
LAST 12 Division I GAMES:																	
				140	A	Fresno St.	66	64					245	A	Wyoming	67	66
				343	A	Air Force	72	49					61	A	Colorado St.	54	76
				61	H	Colorado St.	78	80					274	H	San Diego St.	78	73
				164	A	New Mexico	57	71					343	H	Air Force	81	60
				113	H	Boise St.	75	78					226	A	Utah St.	86	74
				140	H	Fresno St.	54	59					167	H	Hawaii	73	76

Non-Div I Games: Southern Ore. 92 78

San Jose St.

Santa Clara

Through Games Of Feb. 3, 2016

Average RPI Win:	193	WON-LOST	WINNING	LAST 10	STRENGTH OF	OPP. STRENGTH	TEAM	ADJ.	CONF.	ADJ CONF.
Average RPI Loss:	44	RECORD	PCT. RANK	GAMES	SCHEDULE	OF SCHEDULE	RPI	RPI	RPI	RPI
DIV. I ONLY	15- 5	50	7- 3	182	58	72	72	8	8	
DIV. I NON-CONF.	7- 2	57	1- 0	245	34	67	67	9	9	
TOTALS	RPI 1-25	RPI 26-50	W-L RECORDS	RPI 51-100	RPI 101-150	RPI 150+				
15- 5	1- 2	0- 1	OVERALL	2- 2	3- 0	9- 0				
7- 2	0- 1	0- 0	HOME	1- 1	3- 0	3- 0				
7- 3	1- 1	0- 1	AWAY	1- 1	0- 0	5- 0				
1- 0	0- 0	0- 0	NEUTRAL	0- 0	0- 0	1- 0				
7- 2	1- 1	0- 1	NON-CONFERENCE	0- 0	1- 0	5- 0				
3- 0	0- 0	0- 0	HOME	0- 0	1- 0	2- 0				
3- 2	1- 1	0- 1	AWAY	0- 0	0- 0	2- 0				
1- 0	0- 0	0- 0	NEUTRAL	0- 0	0- 0	1- 0				
8- 3	0- 1	0- 0	CONFERENCE	2- 2	2- 0	4- 0				
4- 2	0- 1	0- 0	HOME	1- 1	2- 0	1- 0				
4- 1	0- 0	0- 0	AWAY	1- 1	0- 0	3- 0				
0- 0	0- 0	0- 0	NEUTRAL	0- 0	0- 0	0- 0				

RPI 1-25				RPI 26-50				RPI 51-100				RPI 101+			
RPI	S	Opponent	Score	RPI	S	Opponent	Score	RPI	S	Opponent	Score	RPI	S	Opponent	Score
6	A	Stanford	61 58	28	A	Southern California	46 81	53	A	St. Mary's (CA)	73 67	115	H	San Francisco	68 57
19	A	Washington	55 100					69	H	San Diego	58 70	126	H	Texas Tech	75 70
21	H	BYU	63 68					84	A	Gonzaga	44 53	138	H	Pacific	76 52
								84	H	Gonzaga	71 64	176	A	Cal Poly	69 63
												244	A	Loyola Marymount	57 56
												248	A	Pepperdine	62 60
												259	A	UC Santa Barbara	48 37
												259	H	UC Santa Barbara	66 48
												269	A	Portland	67 45
												269	H	Portland	66 47
												310	N	Evansville	62 44
												343	H	Air Force	68 34
LAST 12 Division I GAMES:															
269	H	Portland	66 47	21	H	BYU	63 68								
84	H	Gonzaga	71 64	84	A	Gonzaga	44 53								
115	H	San Francisco	68 57	269	A	Portland	67 45								
244	A	Loyola Marymount	57 56	53	A	St. Mary's (CA)	73 67								
248	A	Pepperdine	62 60	138	H	Pacific	76 52								
69	H	San Diego	58 70	259	H	UC Santa Barbara	66 48								

Non-Div I Games: Hope Int'l 78 54 Simpson (CA) 112 34

Santa Clara

Loss, Non-Conf, S Site, H Home A Away N Neutral

Average RPI Win:	322	WON-LOST	WINNING	LAST 10	STRENGTH OF	OPP. STRENGTH	TEAM	ADJ.	CONF.	ADJ CONF.
Average RPI Loss:	177	RECORD	PCT. RANK	GAMES	SCHEDULE	OF SCHEDULE	RPI	RPI	RPI	RPI
DIV. I ONLY	4- 14	304	3- 6	242	318	294	294	30	30	
DIV. I NON-CONF.	1- 8	320	0- 2	38	157	211	211	30	30	
TOTALS	RPI 1-25	RPI 26-50	W-L RECORDS	RPI 51-100	RPI 101-150	RPI 150+				
4- 14	0- 2	0- 2	OVERALL	0- 1	0- 0	4- 9				
2- 4	0- 0	0- 0	HOME	0- 1	0- 0	2- 3				
2- 10	0- 2	0- 2	AWAY	0- 0	0- 0	2- 6				
0- 0	0- 0	0- 0	NEUTRAL	0- 0	0- 0	0- 0				
1- 8	0- 2	0- 2	NON-CONFERENCE	0- 1	0- 0	1- 3				
0- 2	0- 0	0- 0	HOME	0- 1	0- 0	0- 1				
1- 6	0- 2	0- 2	AWAY	0- 0	0- 0	1- 2				
0- 0	0- 0	0- 0	NEUTRAL	0- 0	0- 0	0- 0				
3- 6	0- 0	0- 0	CONFERENCE	0- 0	0- 0	3- 6				
2- 2	0- 0	0- 0	HOME	0- 0	0- 0	2- 2				
1- 4	0- 0	0- 0	AWAY	0- 0	0- 0	1- 4				
0- 0	0- 0	0- 0	NEUTRAL	0- 0	0- 0	0- 0				

RPI 1-25				RPI 26-50				RPI 51-100				RPI 101+ Team's RPI: 294			
RPI	S	Opponent	Score	RPI	S	Opponent	Score	RPI	S	Opponent	Score	RPI	S	Opponent	Score
15	A	Oklahoma St.	48 76	31	A	Mississippi St.	25 92	67	H	Auburn	40 62	156	A	Hampton	53 65
25	A	Florida	34 99	39	A	Rutgers	26 65					178	A	Jacksonville	52 65
												257	A	Bethune-Cookman	44 50
												273	H	Ga. Southern	48 64
												276	A	N.C. A&T	31 60
												276	H	N.C. A&T	59 69
												279	A	Jacksonville St.	35 50
												293	A	Alabama St.	60 49
												296	H	UMES	60 42
												305	A	Florida A&M	38 59
												306	H	Delaware St.	59 67
												348	H	N.C. Central	57 39
												349	A	Norfolk St.	68 53
LAST 12 Division I GAMES:															
257	A	Bethune-Cookman	44 50	348	H	N.C. Central	57 39								
276	A	N.C. A&T	31 60	276	H	N.C. A&T	59 69								
349	A	Norfolk St.	68 53	178	A	Jacksonville	52 65								
156	A	Hampton	53 65	305	A	Florida A&M	38 59								
306	H	Delaware St.	59 67	15	A	Oklahoma St.	48 76								
296	H	UMES	60 42	279	A	Jacksonville St.	35 50								

Non-Div I Games: Columbia (SC) 101 34 Allen 72 46

Savannah St.



Average RPI Win: <b>274</b>	WON-LOST	WINNING	LAST 10	STRENGTH OF	OPP. STRENGTH	TEAM	ADJ.	CONF.	ADJ CONF.
Average RPI Loss: <b>131</b>	RECORD	PCT. RANK	GAMES	SCHEDULE	OF SCHEDULE	RPI	RPI	RPI	RPI
DIV. I ONLY	8- 13	239	4- 6	170	261	221	221	25	25
DIV. I NON-CONF.	5- 9	233	1- 4	114	249	184	184	25	25
TOTALS	RPI 1-25	RPI 26-50	W-L RECORDS	RPI 51-100	RPI 101-150	RPI 150+			
8- 13	0- 1	0- 1	OVERALL	0- 2	0- 4	8- 5			
3- 6	0- 0	0- 0	HOME	0- 1	0- 2	3- 3			
5- 6	0- 1	0- 0	AWAY	0- 1	0- 2	5- 2			
0- 1	0- 0	0- 1	NEUTRAL	0- 0	0- 0	0- 0			
5- 9	0- 1	0- 1	NON-CONFERENCE	0- 2	0- 3	5- 2			
1- 4	0- 0	0- 0	HOME	0- 1	0- 2	1- 1			
4- 4	0- 1	0- 0	AWAY	0- 1	0- 1	4- 1			
0- 1	0- 0	0- 1	NEUTRAL	0- 0	0- 0	0- 0			
3- 4	0- 0	0- 0	CONFERENCE	0- 0	0- 1	3- 3			
2- 2	0- 0	0- 0	HOME	0- 0	0- 0	2- 2			
1- 2	0- 0	0- 0	AWAY	0- 0	0- 1	1- 1			
0- 0	0- 0	0- 0	NEUTRAL	0- 0	0- 0	0- 0			

RPI 1-25				RPI 26-50				RPI 51-100				RPI 101+ Team's RPI: 221			
RPI	S	Opponent	Score	RPI	S	Opponent	Score	RPI	S	Opponent	Score	RPI	S	Opponent	Score
19	A	Washington	55 <b>96</b>	48	N	Princeton	48 <b>85</b>	64	H	UC Riverside	70 <b>92</b>	101	A	New Mexico St.	54 <b>69</b>
								81	A	Oregon	62 <b>82</b>	113	H	Boise St.	66 <b>84</b>
												117	A	Idaho	60 <b>64</b>
												133	H	Long Beach St.	57 <b>69</b>
												152	A	Idaho St.	67 <b>83</b>
												155	H	Montana St.	51 <b>80</b>
												193	A	UTRGV	74 71
												220	A	Montana	58 44
												224	H	Utah Valley	44 <b>61</b>
												230	H	Grand Canyon	54 <b>67</b>
												244	A	Loyola Marymount	78 69
												266	A	CSU Bakersfield	68 <b>76</b>
												284	A	CSUN	62 56
												295	H	UMKC	69 63
												299	H	Denver	59 51
												322	A	Portland St.	85 64
												338	H	Chicago St.	59 45
LAST 12 Division I GAMES:															
230	H	Grand Canyon	54 <b>67</b>	295	H	UMKC	69 63								
224	H	Utah Valley	44 <b>61</b>	284	A	CSUN	62 56								
193	A	UTRGV	74 71	133	H	Long Beach St.	57 <b>69</b>								
101	A	New Mexico St.	54 <b>69</b>	81	A	Oregon	62 <b>82</b>								
266	A	CSU Bakersfield	68 <b>76</b>	64	H	UC Riverside	70 <b>92</b>								
338	H	Chicago St.	59 45	113	H	Boise St.	66 <b>84</b>								

Non-Div I Games: Evergreen St. 81 38

Seattle

Average RPI Win: <b>127</b>	WON-LOST	WINNING	LAST 10	STRENGTH OF	OPP. STRENGTH	TEAM	ADJ.	CONF.	ADJ CONF.
Average RPI Loss: <b>49</b>	RECORD	PCT. RANK	GAMES	SCHEDULE	OF SCHEDULE	RPI	RPI	RPI	RPI
DIV. I ONLY	17- 5	41	6- 4	59	21	18	18	6	6
DIV. I NON-CONF.	10- 1	19	1- 0	50	25	5	5	6	6
TOTALS	RPI 1-25	RPI 26-50	W-L RECORDS	RPI 51-100	RPI 101-150	RPI 150+			
17- 5	0- 0	4- 3	OVERALL	3- 2	4- 0	6- 0			
8- 1	0- 0	2- 1	HOME	1- 0	1- 0	4- 0			
7- 4	0- 0	1- 2	AWAY	2- 2	2- 0	2- 0			
2- 0	0- 0	1- 0	NEUTRAL	0- 0	1- 0	0- 0			
10- 1	0- 0	3- 1	NON-CONFERENCE	1- 0	2- 0	4- 0			
5- 0	0- 0	2- 0	HOME	0- 0	0- 0	3- 0			
3- 1	0- 0	0- 1	AWAY	1- 0	1- 0	1- 0			
2- 0	0- 0	1- 0	NEUTRAL	0- 0	1- 0	0- 0			
7- 4	0- 0	1- 2	CONFERENCE	2- 2	2- 0	2- 0			
3- 1	0- 0	0- 1	HOME	1- 0	1- 0	1- 0			
4- 3	0- 0	1- 1	AWAY	1- 2	1- 0	1- 0			
0- 0	0- 0	0- 0	NEUTRAL	0- 0	0- 0	0- 0			

RPI S	Opponent	Score	RPI S	Opponent	Score	RPI S	Opponent	Score	RPI S	Opponent	Score
29	A DePaul	83 74	29	H DePaul	74 86	60	A Villanova	45 55	104	A Liberty	92 56
35	A Georgia	52 70	36	N North Carolina St.	58 55	77	A Marquette	82 89	114	N UNI	57 49
39	H Rutgers	77 49	39	H Rutgers	77 49	77	H Marquette	99 68	125	A Creighton	86 82
42	A St. John's (NY)	69 71	42	A St. John's (NY)	69 71	88	A Saint Joseph's	66 54	137	H Xavier	82 66
48	H Princeton	71 64	48	H Princeton	71 64	100	A Georgetown	83 75	160	H Fordham	66 54
									171	A Texas-Arlington	61 54
									173	H Butler	98 77
									206	H Bryant	93 57
									233	A Providence	64 54
									325	H Saint Peter's	81 65
LAST 12 Division I GAMES:											
77	A Marquette	82 89	42	A St. John's (NY)	69 71						
29	A DePaul	83 74	29	H DePaul	74 86						
173	H Butler	98 77	77	H Marquette	99 68						
137	H Xavier	82 66	125	A Creighton	86 82						
100	A Georgetown	83 75	233	A Providence	64 54						
60	A Villanova	45 55	325	H Saint Peter's	81 65						

Non-Div I Games:

Seton Hall

Average RPI Win:	275	WON-LOST	WINNING	LAST 10	STRENGTH OF	OPP. STRENGTH	TEAM	ADJ.	CONF.	ADJ CONF.
Average RPI Loss:	188	RECORD	PCT. RANK	GAMES	SCHEDULE	OF SCHEDULE	RPI	RPI	RPI	RPI
DIV. I ONLY	12- 10	154	1- 1	319	268	210	210	23	23	
DIV. I NON-CONF.	3- 7	248	1- 1	233	289	246	246	24	24	
TOTALS	RPI 1-25	RPI 26-50	W-L RECORDS	RPI 51-100	RPI 101-150	RPI 150+				
12- 10	0- 0	0- 2	OVERALL	0- 0	0- 2	12- 6				
5- 2	0- 0	0- 1	HOME	0- 0	0- 0	5- 1				
6- 7	0- 0	0- 1	AWAY	0- 0	0- 2	6- 4				
1- 1	0- 0	0- 0	NEUTRAL	0- 0	0- 0	1- 1				
3- 7	0- 0	0- 2	NON-CONFERENCE	0- 0	0- 1	3- 4				
0- 2	0- 0	0- 1	HOME	0- 0	0- 0	0- 1				
2- 4	0- 0	0- 1	AWAY	0- 0	0- 1	2- 2				
1- 1	0- 0	0- 0	NEUTRAL	0- 0	0- 0	1- 1				
9- 3	0- 0	0- 0	CONFERENCE	0- 0	0- 1	9- 2				
5- 0	0- 0	0- 0	HOME	0- 0	0- 0	5- 0				
4- 3	0- 0	0- 0	AWAY	0- 0	0- 1	4- 2				
0- 0	0- 0	0- 0	NEUTRAL	0- 0	0- 0	0- 0				

RPI 1-25			RPI 26-50			RPI 51-100			RPI 101+			Team's RPI: 210
RPI	S	Opponent	Score	RPI	S	Opponent	Score	RPI	S	Opponent	Score	
				33	A	St. Bonaventure	40 57					
				47	H	Albany (NY)	42 61					
LAST 12 Division I GAMES:												
				240	N	Morgan St.	69 46					
				293	N	Alabama St.	53 57					
				325	A	Saint Peter's	64 55					
				187	A	Marist	37 66					
				130	A	Quinnipiac	52 94					
				204	H	Canisius	61 57					
				298	A	Rider	58 70					
				297	H	Monmouth	64 54					
				246	H	Manhattan	60 59					
				298	H	Rider	66 45					
				204	A	Canisius	58 52					
				286	A	Niagara	59 51					
				130	A	Quinnipiac	52 94					
				139	A	Southern Ill.	54 73					
				187	A	Marist	37 66					
				200	H	Northeastern	67 70					
				204	A	Canisius	58 52					
				204	H	Canisius	61 57					
				240	N	Morgan St.	69 46					
				246	H	Manhattan	60 59					
				249	A	Navy	58 59					
				267	A	New Hampshire	57 53					
				286	A	Niagara	59 51					
				293	N	Alabama St.	53 57					
				297	A	Monmouth	69 63					
				297	H	Monmouth	64 54					
				298	A	Rider	58 70					
				298	H	Rider	66 45					
				300	A	Colgate	50 52					
				314	A	Fairleigh Dickinson	81 65					
				325	A	Saint Peter's	64 55					
				325	H	Saint Peter's	59 58					

Non-Div I Games:

Siena

■ Loss, 
 ■ Non-Conf, 
 ■ S Site, 
 ■ Home 
 ■ A Away 
 N Neutral

Average RPI Win: <b>239</b>	WON-LOST	WINNING	LAST 10	STRENGTH OF	OPP. STRENGTH	TEAM	ADJ.	CONF.	ADJ CONF.
Average RPI Loss: <b>152</b>	RECORD	PCT. RANK	GAMES	SCHEDULE	OF SCHEDULE	RPI	RPI	RPI	RPI
DIV. I ONLY	7- 10	225	5- 5	196	219	219	219	16	16
DIV. I NON-CONF.	2- 5	253	1- 0	208	234	245	245	14	14
TOTALS	RPI 1-25	RPI 26-50	W-L RECORDS	RPI 51-100	RPI 101-150	RPI 150+			
7- 10	0- 1	0- 0	OVERALL	0- 1	0- 3	7- 5			
2- 6	0- 1	0- 0	HOME	0- 1	0- 1	2- 3			
5- 4	0- 0	0- 0	AWAY	0- 0	0- 2	5- 2			
0- 0	0- 0	0- 0	NEUTRAL	0- 0	0- 0	0- 0			
2- 5	0- 1	0- 0	NON-CONFERENCE	0- 0	0- 1	2- 3			
0- 3	0- 1	0- 0	HOME	0- 0	0- 0	0- 2			
2- 2	0- 0	0- 0	AWAY	0- 0	0- 1	2- 1			
0- 0	0- 0	0- 0	NEUTRAL	0- 0	0- 0	0- 0			
5- 5	0- 0	0- 0	CONFERENCE	0- 1	0- 2	5- 2			
2- 3	0- 0	0- 0	HOME	0- 1	0- 1	2- 1			
3- 2	0- 0	0- 0	AWAY	0- 0	0- 1	3- 1			
0- 0	0- 0	0- 0	NEUTRAL	0- 0	0- 0	0- 0			

RPI 1-25				RPI 26-50				RPI 51-100				RPI 101+ Team's RPI: 219			
RPI	S	Opponent	Score	RPI	S	Opponent	Score	RPI	S	Opponent	Score	RPI	S	Opponent	Score
25	H	Florida	60 <b>72</b>					55	H	Arkansas St.	53 <b>66</b>	111	A	La.-Lafayette	50 <b>69</b>
												145	A	Southern Miss.	51 <b>71</b>
												149	H	Texas St.	71 <b>73</b>
												153	H	UAB	39 <b>53</b>
												171	H	Texas-Arlington	59 55
												175	H	Little Rock	34 <b>47</b>
												182	A	Southern U.	45 <b>50</b>
												198	A	Troy	75 71
												230	A	Grand Canyon	59 56
												252	H	UCF	36 <b>77</b>
												256	H	Appalachian St.	71 55
												260	A	Georgia St.	60 52
												268	A	La.-Monroe	63 57
												273	A	Ga. Southern	43 <b>57</b>
												293	A	Alabama St.	47 43
LAST 12 Division I GAMES:															
256	H	Appalachian St.	71 55	260	A	Georgia St.	60 52								
198	A	Troy	75 71	273	A	Ga. Southern	43 <b>57</b>								
268	A	La.-Monroe	63 57	55	H	Arkansas St.	53 <b>66</b>								
111	A	La.-Lafayette	50 <b>69</b>	175	H	Little Rock	34 <b>47</b>								
171	H	Texas-Arlington	59 55	230	A	Grand Canyon	59 56								
149	H	Texas St.	71 <b>73</b>	153	H	UAB	39 <b>53</b>								

Non-Div I Games: Spring Hill 64 49 William Carey 66 30

South Ala.

■ Loss, 
 ■ Non-Conf, S Site, 
 ■ Home 
 ■ Away 
 N Neutral

# South Carolina

Through Games Of Feb. 3, 2016

Average RPI Win:	107	WON-LOST	WINNING	LAST 10	STRENGTH OF	OPP. STRENGTH	TEAM	ADJ.	CONF.	ADJ CONF.
Average RPI Loss:	0	RECORD	PCT. RANK	GAMES	SCHEDULE	OF SCHEDULE	RPI	RPI	RPI	RPI
DIV. I ONLY	21- 0	1	10- 0	26	12	2	2	2	2	2
DIV. I NON-CONF.	12- 0	1	3- 0	137	14	9	9	2	2	2
TOTALS	RPI 1-25	RPI 26-50	W-L RECORDS	RPI 51-100	RPI 101-150	RPI 150+				
21- 0	7- 0	3- 0	OVERALL	2- 0	2- 0	7- 0				
10- 0	3- 0	1- 0	HOME	1- 0	2- 0	3- 0				
8- 0	3- 0	2- 0	AWAY	1- 0	0- 0	2- 0				
3- 0	1- 0	0- 0	NEUTRAL	0- 0	0- 0	2- 0				
12- 0	3- 0	1- 0	NON-CONFERENCE	1- 0	0- 0	7- 0				
6- 0	1- 0	1- 0	HOME	1- 0	0- 0	3- 0				
3- 0	1- 0	0- 0	AWAY	0- 0	0- 0	2- 0				
3- 0	1- 0	0- 0	NEUTRAL	0- 0	0- 0	2- 0				
9- 0	4- 0	2- 0	CONFERENCE	1- 0	2- 0	0- 0				
4- 0	2- 0	0- 0	HOME	0- 0	2- 0	0- 0				
5- 0	2- 0	2- 0	AWAY	1- 0	0- 0	0- 0				
0- 0	0- 0	0- 0	NEUTRAL	0- 0	0- 0	0- 0				

RPI 1-25				RPI 26-50				RPI 51-100				RPI 101+			
RPI	S	Opponent	Score	RPI	S	Opponent	Score	RPI	S	Opponent	Score	RPI	S	Opponent	Score
5	H	Ohio St.	88 80	31	A	Mississippi St.	57 51	67	A	Auburn	74 58	131	H	Ole Miss	81 62
8	A	UCLA	68 65	38	H	Duke	66 55	79	H	Elon	78 63	134	H	Arkansas	85 32
10	N	Arizona St.	60 58	49	A	Vanderbilt	71 61					156	H	Hampton	86 48
16	A	Texas A&M	70 63									167	A	Hawaii	67 51
16	H	Texas A&M	59 58									177	N	East Carolina	88 57
22	A	Kentucky	73 62									247	A	Clemson	67 41
24	H	Missouri	83 58									266	N	CSU Bakersfield	90 71
												288	H	UNCG	92 44
												313	H	Winthrop	86 37
LAST 12 Division I GAMES:															
16	A	Texas A&M	70 63	24	H	Missouri	83 58								
131	H	Ole Miss	81 62	49	A	Vanderbilt	71 61								
31	A	Mississippi St.	57 51	134	H	Arkansas	85 32								
67	A	Auburn	74 58	79	H	Elon	78 63								
16	H	Texas A&M	59 58	177	N	East Carolina	88 57								
22	A	Kentucky	73 62	156	H	Hampton	86 48								

Non-Div I Games:

South Carolina

Loss, Non-Conf, S Site, H Home A Away N Neutral

Average RPI Win:	321	WON-LOST	WINNING	LAST 10	STRENGTH OF	OPP. STRENGTH	TEAM	ADJ.	CONF.	ADJ CONF.
Average RPI Loss:	216	RECORD	PCT. RANK	GAMES	SCHEDULE	OF SCHEDULE	RPI	RPI	RPI	RPI
DIV. I ONLY	6- 11	249	3- 6	341	345	307	307	30	30	
DIV. I NON-CONF.	2- 6	272	1- 3	281	296	283	283	30	30	
TOTALS	RPI 1-25	RPI 26-50	W-L RECORDS	RPI 51-100	RPI 101-150	RPI 150+				
6- 11	0- 0	0- 0	OVERALL	0- 0	0- 1	6- 10				
3- 2	0- 0	0- 0	HOME	0- 0	0- 0	3- 2				
3- 8	0- 0	0- 0	AWAY	0- 0	0- 0	3- 8				
0- 1	0- 0	0- 0	NEUTRAL	0- 0	0- 1	0- 0				
2- 6	0- 0	0- 0	NON-CONFERENCE	0- 0	0- 1	2- 5				
1- 0	0- 0	0- 0	HOME	0- 0	0- 0	1- 0				
1- 5	0- 0	0- 0	AWAY	0- 0	0- 0	1- 5				
0- 1	0- 0	0- 0	NEUTRAL	0- 0	0- 1	0- 0				
4- 5	0- 0	0- 0	CONFERENCE	0- 0	0- 0	4- 5				
2- 2	0- 0	0- 0	HOME	0- 0	0- 0	2- 2				
2- 3	0- 0	0- 0	AWAY	0- 0	0- 0	2- 3				
0- 0	0- 0	0- 0	NEUTRAL	0- 0	0- 0	0- 0				

RPI 1-25			RPI 26-50			RPI 51-100			RPI 101+ Team's RPI: 307		
RPI	S	Opponent	Score	RPI	S	Opponent	Score	RPI	S	Opponent	Score
								116	N	Central Ark.	38 51
								153	A	UAB	38 71
								156	A	Hampton	50 63
								170	A	Davidson	51 63
								178	A	Jacksonville	47 79
								222	A	Furman	46 59
								247	A	Clemson	54 63
								257	A	Bethune-Cookman	50 65
								276	H	N.C. A&T	54 57
								296	H	UMES	56 63
								305	A	Florida A&M	68 62
								306	A	Delaware St.	61 79
								306	H	Delaware St.	61 48
								308	A	North Florida	53 48
								309	H	Wofford	60 47
								348	H	N.C. Central	58 51
								349	A	Norfolk St.	60 52
LAST 12 Division I GAMES:											
306	A	Delaware St.	61 79	348	H	N.C. Central	58 51				
156	A	Hampton	50 63	178	A	Jacksonville	47 79				
349	A	Norfolk St.	60 52	116	N	Central Ark.	38 51				
296	H	UMES	56 63	308	A	North Florida	53 48				
306	H	Delaware St.	61 48	170	A	Davidson	51 63				
276	H	N.C. A&T	54 57	257	A	Bethune-Cookman	50 65				

Non-Div I Games: Morris 90 39 Southern Wesleyan 75 52

South Carolina St.

Average RPI Win:	212	WON-LOST	WINNING	LAST 10	STRENGTH OF	OPP. STRENGTH	TEAM	ADJ.	CONF.	ADJ CONF.
Average RPI Loss:	80	RECORD	PCT. RANK	GAMES	SCHEDULE	OF SCHEDULE	RPI	RPI	RPI	RPI
DIV. I ONLY	16- 5	45	9- 1	225	107	83	83	20	20	
DIV. I NON-CONF.	8- 4	100	2- 0	185	11	81	81	21	21	
TOTALS	RPI 1-25	RPI 26-50	W-L RECORDS	RPI 51-100	RPI 101-150	RPI 150+				
16- 5	0- 1	0- 1	OVERALL	2- 1	4- 1	10- 1				
8- 1	0- 1	0- 0	HOME	1- 0	2- 0	5- 0				
7- 4	0- 0	0- 1	AWAY	1- 1	2- 1	4- 1				
1- 0	0- 0	0- 0	NEUTRAL	0- 0	0- 0	1- 0				
8- 4	0- 1	0- 1	NON-CONFERENCE	1- 1	3- 1	4- 0				
3- 1	0- 1	0- 0	HOME	1- 0	1- 0	1- 0				
4- 3	0- 0	0- 1	AWAY	0- 1	2- 1	2- 0				
1- 0	0- 0	0- 0	NEUTRAL	0- 0	0- 0	1- 0				
8- 1	0- 0	0- 0	CONFERENCE	1- 0	1- 0	6- 1				
5- 0	0- 0	0- 0	HOME	0- 0	1- 0	4- 0				
3- 1	0- 0	0- 0	AWAY	1- 0	0- 0	2- 1				
0- 0	0- 0	0- 0	NEUTRAL	0- 0	0- 0	0- 0				

RPI 1-25				RPI 26-50				RPI 51-100 Team's RPI: 83				RPI 101+			
RPI	S	Opponent	Score	RPI	S	Opponent	Score	RPI	S	Opponent	Score	RPI	S	Opponent	Score
19	H	Washington	64 77	46	A	Kansas St.	81 84	59	A	South Dakota St.	63 58	102	H	Drake	92 87
								68	A	Utah	59 66	114	A	UNI	43 64
								77	H	Marquette	97 69	124	H	IUPUI	65 59
												135	A	Fla. Atlantic	76 53
												143	A	Illinois	85 76
												154	A	Oral Roberts	56 60
												172	A	North Dakota	73 70
												218	A	San Jose St.	87 77
												227	A	Western Ill.	102 77
												256	N	Appalachian St.	87 60
												265	H	Omaha	82 76
												299	H	Denver	85 60
												322	H	Portland St.	103 61
												329	A	North Dakota St.	96 94
												329	H	North Dakota St.	80 54
												334	H	IPFW	92 60
LAST 12 Division I GAMES:															
329	H	North Dakota St.	80 54	265	H	Omaha	82 76								
227	A	Western Ill.	102 77	154	A	Oral Roberts	56 60								
124	H	IUPUI	65 59	299	H	Denver	85 60								
334	H	IPFW	92 60	143	A	Illinois	85 76								
59	A	South Dakota St.	63 58	172	A	North Dakota	73 70								
329	A	North Dakota St.	96 94	19	H	Washington	64 77								

Non-Div I Games: Dakota Wesleyan 94 54

South Dakota

Average RPI Win:	198	WON-LOST	WINNING	LAST 10	STRENGTH OF	OPP. STRENGTH	TEAM	ADJ.	CONF.	ADJ CONF.
Average RPI Loss:	30	RECORD	PCT. RANK	GAMES	SCHEDULE	OF SCHEDULE	RPI	RPI	RPI	RPI
DIV. I ONLY	17- 4	29	8- 2	128	111	59	59	20	20	
DIV. I NON-CONF.	10- 3	61	3- 1	58	18	33	33	21	21	
TOTALS	RPI 1-25	RPI 26-50	W-L RECORDS	RPI 51-100	RPI 101-150	RPI 150+				
17- 4	0- 3	1- 0	OVERALL	0- 1	5- 0	11- 0				
9- 2	0- 1	1- 0	HOME	0- 1	3- 0	5- 0				
6- 1	0- 1	0- 0	AWAY	0- 0	1- 0	5- 0				
2- 1	0- 1	0- 0	NEUTRAL	0- 0	1- 0	1- 0				
10- 3	0- 3	1- 0	NON-CONFERENCE	0- 0	4- 0	5- 0				
6- 1	0- 1	1- 0	HOME	0- 0	2- 0	3- 0				
2- 1	0- 1	0- 0	AWAY	0- 0	1- 0	1- 0				
2- 1	0- 1	0- 0	NEUTRAL	0- 0	1- 0	1- 0				
7- 1	0- 0	0- 0	CONFERENCE	0- 1	1- 0	6- 0				
3- 1	0- 0	0- 0	HOME	0- 1	1- 0	2- 0				
4- 0	0- 0	0- 0	AWAY	0- 0	0- 0	4- 0				
0- 0	0- 0	0- 0	NEUTRAL	0- 0	0- 0	0- 0				

RPI 1-25				RPI 26-50				RPI 51-100				RPI 101+			
RPI	S	Opponent	Score	RPI	S	Opponent	Score	RPI	S	Opponent	Score	RPI	S	Opponent	Score
1	H	Notre Dame	64 75	29	H	DePaul	88 79	83	H	South Dakota	58 63	114	H	UNI	89 86
14	N	Maryland	55 62									124	H	IUPUI	68 66
23	A	Green Bay	57 58									125	A	Creighton	53 51
												132	N	Pittsburgh	55 54
												134	H	Arkansas	76 69
												154	A	Oral Roberts	68 50
												174	N	Old Dominion	71 39
												183	H	Northern Colo.	66 62
												187	H	Marist	77 68
												227	H	Western Ill.	85 63
												234	A	Bowling Green	58 45
												265	H	Omaha	68 58
												299	A	Denver	76 39
												322	H	Portland St.	74 65
												329	A	North Dakota St.	81 63
												334	A	IPFW	61 42
LAST 12 Division I GAMES:															
154	A	Oral Roberts	68 50	329	A	North Dakota St.	81 63								
227	H	Western Ill.	85 63	299	A	Denver	76 39								
124	H	IUPUI	68 66	234	A	Bowling Green	58 45								
83	H	South Dakota	58 63	23	A	Green Bay	57 58								
334	A	IPFW	61 42	29	H	DePaul	88 79								
265	H	Omaha	68 58	125	A	Creighton	53 51								

Non-Div I Games:

South Dakota St.



Average RPI Win:	154	WON-LOST	WINNING	LAST 10	STRENGTH OF	OPP. STRENGTH	TEAM	ADJ.	CONF.	ADJ CONF.
Average RPI Loss:	42	RECORD	PCT. RANK	GAMES	SCHEDULE	OF SCHEDULE	RPI	RPI	RPI	RPI
DIV. I ONLY	16- 5	45	1- 1	76	37	41	41	9	9	
DIV. I NON-CONF.	7- 3	91	0- 1	11	13	20	20	7	7	
TOTALS	RPI 1-25	RPI 26-50	W-L RECORDS	RPI 51-100	RPI 101-150	RPI 150+				
16- 5	1- 2	0- 2	OVERALL	3- 0	4- 1	8- 0				
12- 1	1- 1	0- 0	HOME	2- 0	3- 0	6- 0				
4- 3	0- 1	0- 0	AWAY	1- 0	1- 0	2- 0				
0- 1	0- 0	0- 1	NEUTRAL	0- 0	0- 0	0- 0				
7- 3	1- 1	0- 2	NON-CONFERENCE	2- 0	2- 0	2- 0				
7- 0	1- 0	0- 0	HOME	2- 0	2- 0	2- 0				
0- 2	0- 1	0- 1	AWAY	0- 0	0- 0	0- 0				
0- 1	0- 0	0- 1	NEUTRAL	0- 0	0- 0	0- 0				
9- 2	0- 1	0- 0	CONFERENCE	1- 0	2- 1	6- 0				
5- 1	0- 1	0- 0	HOME	0- 0	1- 0	4- 0				
4- 1	0- 0	0- 0	AWAY	1- 0	1- 1	2- 0				
0- 0	0- 0	0- 0	NEUTRAL	0- 0	0- 0	0- 0				

RPI 1-25				RPI 26-50				Team's RPI: 41				RPI 51-100				RPI 101+			
RPI	S	Opponent	Score	RPI	S	Opponent	Score	RPI	S	Opponent	Score	RPI	S	Opponent	Score	RPI	S	Opponent	Score
3	A	Baylor	63 66	31	N	Mississippi St.	58 68	58	H	Chattanooga	61 33	128	A	Memphis	87 88				
4	H	UConn	59 75	42	A	St. John's (NY)	70 74	74	H	Drexel	73 58	136	H	Penn St.	101 79				
15	H	Oklahoma St.	68 46					78	A	Tulane	71 67	146	H	Harvard	86 59				
												147	A	SMU	66 48				
												147	H	SMU	83 56				
												173	H	Butler	87 77				
												177	A	East Carolina	61 59				
												177	H	East Carolina	75 54				
												178	H	Jacksonville	74 52				
												211	H	Cincinnati	82 49				
												238	H	Houston	73 49				
												252	A	UCF	88 49				
												252	H	UCF	108 63				
LAST 12 Division I GAMES:																			
3	A	Baylor	63 66	177	H	East Carolina	75 54												
211	H	Cincinnati	82 49	78	A	Tulane	71 67												
147	A	SMU	66 48	4	H	UConn	59 75												
238	H	Houston	73 49	147	H	SMU	83 56												
252	A	UCF	88 49	252	H	UCF	108 63												
128	A	Memphis	87 88	177	A	East Carolina	61 59												

Non-Div I Games:

South Fla.

■ Loss, 
 ■ Non-Conf, 
 ■ S Site, 
 ■ Home 
 ■ A Away 
 N Neutral

Average RPI Win:	271	WON-LOST	WINNING	LAST 10	STRENGTH OF	OPP. STRENGTH	TEAM	ADJ.	CONF.	ADJ CONF.
Average RPI Loss:	115	RECORD	PCT. RANK	GAMES	SCHEDULE	OF SCHEDULE	RPI	RPI	RPI	RPI
DIV. I ONLY	12- 9	132	2- 2	220	296	179	179	24	24	
DIV. I NON-CONF.	5- 6	180	0- 1	197	304	188	188	23	23	
TOTALS	RPI 1-25	RPI 26-50	W-L RECORDS	RPI 51-100	RPI 101-150	RPI 150+				
12- 9	0- 1	0- 0	OVERALL	0- 3	1- 3	11- 2				
6- 3	0- 0	0- 0	HOME	0- 1	1- 2	5- 0				
6- 4	0- 1	0- 0	AWAY	0- 1	0- 1	6- 1				
0- 2	0- 0	0- 0	NEUTRAL	0- 1	0- 0	0- 1				
5- 6	0- 1	0- 0	NON-CONFERENCE	0- 2	0- 2	5- 1				
1- 2	0- 0	0- 0	HOME	0- 0	0- 2	1- 0				
4- 2	0- 1	0- 0	AWAY	0- 1	0- 0	4- 0				
0- 2	0- 0	0- 0	NEUTRAL	0- 1	0- 0	0- 1				
7- 3	0- 0	0- 0	CONFERENCE	0- 1	1- 1	6- 1				
5- 1	0- 0	0- 0	HOME	0- 1	1- 0	4- 0				
2- 2	0- 0	0- 0	AWAY	0- 0	0- 1	2- 1				
0- 0	0- 0	0- 0	NEUTRAL	0- 0	0- 0	0- 0				

RPI 1-25				RPI 26-50				RPI 51-100				RPI 101+ Team's RPI: 179			
RPI	S	Opponent	Score	RPI	S	Opponent	Score	RPI	S	Opponent	Score	RPI	S	Opponent	Score
24	A	Missouri	32 74					64	N	UC Riverside	67 85	116	H	Central Ark.	54 63
								85	A	Saint Louis	52 67	122	H	Belmont	81 74
								97	H	UT Martin	74 84	139	H	Southern Ill.	72 87
												144	A	SIUE	73 80
												152	N	Idaho St.	64 65
												213	A	Eastern Ky.	55 56
												227	A	Western Ill.	89 84
												250	H	Tennessee St.	75 65
												255	H	Austin Peay	71 69
												278	A	Tennessee Tech	60 57
												279	H	Jacksonville St.	61 47
												289	A	Morehead St.	89 79
												290	A	Wichita St.	66 62
												292	H	Murray St.	96 59
												295	H	UMKC	78 65
												327	A	Lipscomb	84 69
												344	A	Alabama A&M	69 58
LAST 12 Division I GAMES:															
		64	N	UC Riverside	67	85				279	H	Jacksonville St.	61	47	
		292	H	Murray St.	96	59				213	A	Eastern Ky.	55	56	
		255	H	Austin Peay	71	69				289	A	Morehead St.	89	79	
		97	H	UT Martin	74	84				250	H	Tennessee St.	75	65	
		144	A	SIUE	73	80				122	H	Belmont	81	74	
		278	A	Tennessee Tech	60	57				139	H	Southern Ill.	72	87	

Non-Div I Games: Harris-Stowe 78 66 William Woods 94 58

Southeast Mo. St.

Loss, Non-Conf, S Site, H Home A Away N Neutral

Average RPI Win:	285	WON-LOST	WINNING	LAST 10	STRENGTH OF	OPP. STRENGTH	TEAM	ADJ.	CONF.	ADJ CONF.
Average RPI Loss:	178	RECORD	PCT. RANK	GAMES	SCHEDULE	OF SCHEDULE	RPI	RPI	RPI	RPI
DIV. I ONLY	3- 17	327	2- 8	210	262	315	315	27	27	
DIV. I NON-CONF.	1- 10	330	0- 3	124	230	276	276	26	26	
TOTALS	RPI 1-25	RPI 26-50	W-L RECORDS	RPI 51-100	RPI 101-150	RPI 150+				
3- 17	0- 0	0- 1	OVERALL	0- 2	0- 6	3- 8				
2- 5	0- 0	0- 0	HOME	0- 1	0- 0	2- 4				
1- 12	0- 0	0- 1	AWAY	0- 1	0- 6	1- 4				
0- 0	0- 0	0- 0	NEUTRAL	0- 0	0- 0	0- 0				
1- 10	0- 0	0- 1	NON-CONFERENCE	0- 2	0- 4	1- 3				
0- 4	0- 0	0- 0	HOME	0- 1	0- 0	0- 3				
1- 6	0- 0	0- 1	AWAY	0- 1	0- 4	1- 0				
0- 0	0- 0	0- 0	NEUTRAL	0- 0	0- 0	0- 0				
2- 7	0- 0	0- 0	CONFERENCE	0- 0	0- 2	2- 5				
2- 1	0- 0	0- 0	HOME	0- 0	0- 0	2- 1				
0- 6	0- 0	0- 0	AWAY	0- 0	0- 2	0- 4				
0- 0	0- 0	0- 0	NEUTRAL	0- 0	0- 0	0- 0				

RPI S	Opponent	Score	RPI S	Opponent	Score	RPI S	Opponent	Score	RPI S	Opponent	Score	Team's RPI: 315
			31 A	Mississippi St.	41 81	67 H	Auburn	68 80	107 A	Wright St.	72 106	
						92 A	Georgia Tech	49 102	116 A	Central Ark.	58 80	
									126 A	Texas Tech	51 113	
									134 A	Arkansas	53 97	
									137 A	Xavier	27 67	
									150 A	McNeese St.	79 96	
									162 A	Northwestern St.	62 82	
									198 H	Troy	90 100	
									225 A	Houston Baptist	56 64	
									241 A	Sam Houston St.	56 80	
									262 H	Stephen F. Austin	65 56	
									268 H	La.-Monroe	84 88	
									287 H	Lamar	73 66	
									305 A	Florida A&M	62 57	
									312 H	Incarnate Word	66 70	
									324 H	Jackson St.	72 79	
									333 A	A&M-Corpus Christi	67 69	
LAST 12 Division I GAMES:												
116 A	Central Ark.	58 80	225 A	Houston Baptist	56 64							
162 A	Northwestern St.	62 82	241 A	Sam Houston St.	56 80							
150 A	McNeese St.	79 96	262 H	Stephen F. Austin	65 56							
333 A	A&M-Corpus Christi	67 69	31 A	Mississippi St.	41 81							
312 H	Incarnate Word	66 70	198 H	Troy	90 100							
287 H	Lamar	73 66	324 H	Jackson St.	72 79							

Non-Div I Games:

Southeastern La.

■ Loss, 
 ■ Non-Conf, 
 ■ S Site, 
 ■ H Home 
 ■ A Away 
 N Neutral

Average RPI Win:	138	WON-LOST	WINNING	LAST 10	STRENGTH OF	OPP. STRENGTH	TEAM	ADJ.	CONF.	ADJ CONF.
Average RPI Loss:	42	RECORD	PCT. RANK	GAMES	SCHEDULE	OF SCHEDULE	RPI	RPI	RPI	RPI
DIV. I ONLY	15- 6	62	4- 6	18	66	28	28	1	1	
DIV. I NON-CONF.	11- 0	1	2- 0	48	306	6	6	1	1	
TOTALS	RPI 1-25	RPI 26-50	W-L RECORDS	RPI 51-100	RPI 101-150	RPI 150+				
15- 6	1- 4	2- 0	OVERALL	5- 1	2- 0	5- 1				
10- 2	1- 2	1- 0	HOME	3- 0	1- 0	4- 0				
2- 4	0- 2	0- 0	AWAY	2- 1	0- 0	0- 1				
3- 0	0- 0	1- 0	NEUTRAL	0- 0	1- 0	1- 0				
11- 0	0- 0	2- 0	NON-CONFERENCE	2- 0	2- 0	5- 0				
7- 0	0- 0	1- 0	HOME	1- 0	1- 0	4- 0				
1- 0	0- 0	0- 0	AWAY	1- 0	0- 0	0- 0				
3- 0	0- 0	1- 0	NEUTRAL	0- 0	1- 0	1- 0				
4- 6	1- 4	0- 0	CONFERENCE	3- 1	0- 0	0- 1				
3- 2	1- 2	0- 0	HOME	2- 0	0- 0	0- 0				
1- 4	0- 2	0- 0	AWAY	1- 1	0- 0	0- 1				
0- 0	0- 0	0- 0	NEUTRAL	0- 0	0- 0	0- 0				

RPI 1-25				RPI 26-50				RPI 51-100				RPI 101+			
RPI	S	Opponent	Score	RPI	S	Opponent	Score	RPI	S	Opponent	Score	RPI	S	Opponent	Score
6	H	Stanford	47 57	40	N	West Virginia	78 67	56	A	Washington St.	61 73	118	N	Iona	76 56
7	H	Oregon St.	49 57	47	H	Albany (NY)	68 67	63	H	California	61 47	133	H	Long Beach St.	69 43
8	A	UCLA	73 78					68	A	Utah	70 59	158	A	Colorado	63 66
8	H	UCLA	71 68					72	H	Santa Clara	81 46	168	H	UNLV	73 42
19	A	Washington	60 69					81	H	Oregon	74 67	230	N	Grand Canyon	75 44
								84	A	Gonzaga	60 56	305	H	Florida A&M	88 45
												320	H	UC Irvine	75 56
												335	H	Southern Utah	71 32
LAST 12 Division I GAMES:															
158	A	Colorado	63 66	8	H	UCLA	71 68								
68	A	Utah	70 59	81	H	Oregon	74 67								
63	H	California	61 47	7	H	Oregon St.	49 57								
6	H	Stanford	47 57	8	A	UCLA	73 78								
19	A	Washington	60 69	320	H	UC Irvine	75 56								
56	A	Washington St.	61 73	47	H	Albany (NY)	68 67								

Non-Div I Games: Hope Int'l 92 43

Southern California

■ Loss, 
 ■ Non-Conf, 
 ■ S Site, 
 ■ H Home 
 ■ A Away 
 N Neutral

Average RPI Win: <b>221</b>	WON-LOST	WINNING	LAST 10	STRENGTH OF	OPP. STRENGTH	TEAM	ADJ.	CONF.	ADJ CONF.
Average RPI Loss: <b>139</b>	RECORD	PCT. RANK	GAMES	SCHEDULE	OF SCHEDULE	RPI	RPI	RPI	RPI
DIV. I ONLY	13- 8	106	1- 0	191	221	139	139	21	21
DIV. I NON-CONF.	7- 5	135	1- 0	120	242	124	124	17	17
-----									
TOTALS	RPI 1-25	RPI 26-50	W-L RECORDS	RPI 51-100	RPI 101-150	RPI 150+			
13- 8	0- 0	0- 1	OVERALL	0- 2	4- 2	9- 3			
8- 3	0- 0	0- 0	HOME	0- 1	1- 0	7- 2			
5- 5	0- 0	0- 1	AWAY	0- 1	3- 2	2- 1			
0- 0	0- 0	0- 0	NEUTRAL	0- 0	0- 0	0- 0			
7- 5	0- 0	0- 1	NON-CONFERENCE	0- 1	2- 2	5- 1			
4- 2	0- 0	0- 0	HOME	0- 1	1- 0	3- 1			
3- 3	0- 0	0- 1	AWAY	0- 0	1- 2	2- 0			
0- 0	0- 0	0- 0	NEUTRAL	0- 0	0- 0	0- 0			
6- 3	0- 0	0- 0	CONFERENCE	0- 1	2- 0	4- 2			
4- 1	0- 0	0- 0	HOME	0- 0	0- 0	4- 1			
2- 2	0- 0	0- 0	AWAY	0- 1	2- 0	0- 1			
0- 0	0- 0	0- 0	NEUTRAL	0- 0	0- 0	0- 0			

RPI 1-25			RPI 26-50			RPI 51-100			RPI 101+ Team's RPI: 139		
RPI	S	Opponent	Score	RPI	S	Opponent	Score	RPI	S	Opponent	Score
				29	A	DePaul	61 <b>105</b>	97	H	UT Martin	63 <b>70</b>
								98	A	Missouri St.	77 <b>82</b>
								102	A	Drake	77 67
								114	A	UNI	65 60
								123	A	Mercer	55 52
								128	A	Memphis	58 <b>61</b>
								143	A	Illinois	64 <b>78</b>
								144	H	SIUE	71 57
								157	H	Loyola Chicago	68 <b>69</b>
								169	H	Marshall	55 <b>61</b>
								179	A	Southeast Mo. St.	87 72
								210	H	Siena	73 54
								243	H	Indiana St.	76 64
								250	H	Tennessee St.	79 70
								289	H	Morehead St.	102 69
								290	A	Wichita St.	48 <b>57</b>
								292	A	Murray St.	70 57
								303	H	Bradley	75 49
								310	H	Evansville	74 56
								317	H	Illinois St.	76 71
LAST 12 Division I GAMES:											
250	H	Tennessee St.	79 70	157	H	Loyola Chicago	68 <b>69</b>				
317	H	Illinois St.	76 71	303	H	Bradley	75 49				
243	H	Indiana St.	76 64	114	A	UNI	65 60				
98	A	Missouri St.	77 <b>82</b>	102	A	Drake	77 67				
290	A	Wichita St.	48 <b>57</b>	169	H	Marshall	55 <b>61</b>				
310	H	Evansville	74 56	179	A	Southeast Mo. St.	87 72				

Non-Div I Games:

Southern Ill.

Average RPI Win:	223	WON-LOST	WINNING	LAST 10	STRENGTH OF	OPP. STRENGTH	TEAM	ADJ.	CONF.	ADJ CONF.
Average RPI Loss:	100	RECORD	PCT. RANK	GAMES	SCHEDULE	OF SCHEDULE	RPI	RPI	RPI	RPI
DIV. I ONLY	9- 9	165	1- 1	144	104	145	145	11	11	
DIV. I NON-CONF.	6- 4	125	1- 1	113	120	104	104	10	10	
TOTALS	RPI 1-25	RPI 26-50	W-L RECORDS	RPI 51-100	RPI 101-150	RPI 150+				
9- 9	0- 1	0- 2	OVERALL	0- 2	3- 1	6- 3				
8- 0	0- 0	0- 0	HOME	0- 0	3- 0	5- 0				
1- 8	0- 1	0- 2	AWAY	0- 2	0- 0	1- 3				
0- 1	0- 0	0- 0	NEUTRAL	0- 0	0- 1	0- 0				
6- 4	0- 1	0- 1	NON-CONFERENCE	0- 1	2- 1	4- 0				
5- 0	0- 0	0- 0	HOME	0- 0	2- 0	3- 0				
1- 3	0- 1	0- 1	AWAY	0- 1	0- 0	1- 0				
0- 1	0- 0	0- 0	NEUTRAL	0- 0	0- 1	0- 0				
3- 5	0- 0	0- 1	CONFERENCE	0- 1	1- 0	2- 3				
3- 0	0- 0	0- 0	HOME	0- 0	1- 0	2- 0				
0- 5	0- 0	0- 1	AWAY	0- 1	0- 0	0- 3				
0- 0	0- 0	0- 0	NEUTRAL	0- 0	0- 0	0- 0				

RPI 1-25				RPI 26-50				RPI 51-100				RPI 101+ Team's RPI: 145			
RPI	S	Opponent	Score	RPI	S	Opponent	Score	RPI	S	Opponent	Score	RPI	S	Opponent	Score
3	A	Baylor	42 97	27	A	UTEP	64 72	58	A	Chattanooga	48 53	120	N	North Carolina	62 69
				31	A	Mississippi St.	65 78	87	A	Charlotte	59 80	121	H	Samford	56 48
												131	H	Ole Miss	57 38
												135	H	Fla. Atlantic	89 80
												163	A	Louisiana Tech	37 72
												163	H	Louisiana Tech	69 59
												174	A	Old Dominion	45 53
												219	H	South Ala.	71 51
												236	A	UTSA	41 47
												278	A	Tennessee Tech	69 57
												293	H	Alabama St.	65 44
												318	H	FIU	82 55
												345	H	Mississippi Val.	71 55
LAST 12 Division I GAMES:															
121	H	Samford	56 48	135	H	Fla. Atlantic	89 80								
58	A	Chattanooga	48 53	174	A	Old Dominion	45 53								
236	A	UTSA	41 47	87	A	Charlotte	59 80								
27	A	UTEP	64 72	163	H	Louisiana Tech	69 59								
163	A	Louisiana Tech	37 72	120	N	North Carolina	62 69								
318	H	FIU	82 55	31	A	Mississippi St.	65 78								

Non-Div I Games: William Carey 75 34

Southern Miss.

■ Loss, 
 ■ Non-Conf, S Site, 
 ■ Home 
 ■ Away 
 N Neutral

Average RPI Win:	297	WON-LOST	WINNING	LAST 10	STRENGTH OF	OPP. STRENGTH	TEAM	ADJ.	CONF.	ADJ CONF.
Average RPI Loss:	107	RECORD	PCT. RANK	GAMES	SCHEDULE	OF SCHEDULE	RPI	RPI	RPI	RPI
DIV. I ONLY	8- 8	165	7- 3	213	274	182	182	32	32	
DIV. I NON-CONF.	1- 6	311	0- 2	10	9	159	159	31	31	
TOTALS	RPI 1-25	RPI 26-50	W-L RECORDS	RPI 51-100	RPI 101-150	RPI 150+				
8- 8	0- 2	0- 1	OVERALL	0- 3	0- 0	8- 2				
5- 1	0- 0	0- 0	HOME	0- 0	0- 0	5- 1				
3- 7	0- 1	0- 1	AWAY	0- 3	0- 0	3- 1				
0- 0	0- 0	0- 0	NEUTRAL	0- 0	0- 0	0- 0				
1- 6	0- 2	0- 1	NON-CONFERENCE	0- 3	0- 0	1- 0				
1- 0	0- 0	0- 0	HOME	0- 0	0- 0	1- 0				
0- 6	0- 2	0- 1	AWAY	0- 3	0- 0	0- 0				
0- 0	0- 0	0- 0	NEUTRAL	0- 0	0- 0	0- 0				
7- 2	0- 0	0- 0	CONFERENCE	0- 0	0- 0	7- 2				
4- 1	0- 0	0- 0	HOME	0- 0	0- 0	4- 1				
3- 1	0- 0	0- 0	AWAY	0- 0	0- 0	3- 1				
0- 0	0- 0	0- 0	NEUTRAL	0- 0	0- 0	0- 0				

RPI 1-25				RPI 26-50				RPI 51-100				RPI 101+ Team's RPI: 182			
RPI	S	Opponent	Score	RPI	S	Opponent	Score	RPI	S	Opponent	Score	RPI	S	Opponent	Score
14	A	Maryland	61 94	46	A	Kansas St.	47 59	62	A	Nebraska	38 89	216	H	Grambling	80 68
16	A	Texas A&M	47 88					78	A	Tulane	48 77	219	H	South Ala.	50 45
								91	A	Iowa St.	46 86	254	A	Texas Southern	45 59
												271	A	Prairie View	65 55
												293	H	Alabama St.	59 60
												324	H	Jackson St.	84 57
												328	H	Alcorn	66 57
												330	A	Ark.-Pine Bluff	78 61
												344	H	Alabama A&M	77 38
												345	A	Mississippi Val.	99 36
LAST 12 Division I GAMES:															
328	H	Alcorn	66 57	216	H	Grambling	80 68								
344	H	Alabama A&M	77 38	271	A	Prairie View	65 55								
293	H	Alabama St.	59 60	254	A	Texas Southern	45 59								
345	A	Mississippi Val.	99 36	78	A	Tulane	48 77								
330	A	Ark.-Pine Bluff	78 61	14	A	Maryland	61 94								
324	H	Jackson St.	84 57	91	A	Iowa St.	46 86								

Non-Div I Games: Tougaloo 81 48 Spring Hill 65 46

Southern U.

## Southern Utah

Through Games Of Feb. 3, 2016

Average RPI Win:	314	WON-LOST	WINNING	LAST 10	STRENGTH OF	OPP. STRENGTH	TEAM	ADJ.	CONF.	ADJ CONF.
Average RPI Loss:	176	RECORD	PCT. RANK	GAMES	SCHEDULE	OF SCHEDULE	RPI	RPI	RPI	RPI
DIV. I ONLY	2- 17	338	0- 10	208	256	335	335	18	18	
DIV. I NON-CONF.	2- 8	290	1- 2	280	267	327	327	19	19	
TOTALS	RPI 1-25	RPI 26-50	W-L RECORDS	RPI 51-100	RPI 101-150	RPI 150+				
2- 17	0- 0	0- 1	OVERALL	0- 1	0- 2	2- 13				
2- 5	0- 0	0- 0	HOME	0- 0	0- 1	2- 4				
0- 11	0- 0	0- 1	AWAY	0- 1	0- 1	0- 8				
0- 1	0- 0	0- 0	NEUTRAL	0- 0	0- 0	0- 1				
2- 8	0- 0	0- 1	NON-CONFERENCE	0- 1	0- 1	2- 5				
2- 1	0- 0	0- 0	HOME	0- 0	0- 0	2- 1				
0- 6	0- 0	0- 1	AWAY	0- 1	0- 1	0- 3				
0- 1	0- 0	0- 0	NEUTRAL	0- 0	0- 0	0- 1				
0- 9	0- 0	0- 0	CONFERENCE	0- 0	0- 1	0- 8				
0- 4	0- 0	0- 0	HOME	0- 0	0- 1	0- 3				
0- 5	0- 0	0- 0	AWAY	0- 0	0- 0	0- 5				
0- 0	0- 0	0- 0	NEUTRAL	0- 0	0- 0	0- 0				

RPI S	Opponent	Score	RPI S	Opponent	Score	RPI S	Opponent	Score	RPI S	Opponent	Score	Team's RPI: 335
28	A Southern California	32 71	93	A TCU	47 76	101	A New Mexico St.	60 74	117	H Idaho	51 62	
						152	H Idaho St.	67 71	155	A Montana St.	59 86	
						164	A New Mexico	48 70	168	A UNLV	44 79	
						172	A North Dakota	56 68	180	H Eastern Wash.	82 85	
						181	H Weber St.	51 69	183	A Northern Colo.	44 64	
						220	A Montana	60 66	224	A Utah Valley	58 70	
						261	A Northern Ariz.	48 57	276	N N.C. A&T	65 78	
						284	H CSUN	67 65	320	H UC Irvine	58 63	
						343	H Air Force	75 56				
LAST 12 Division I GAMES:												
181	H Weber St.	51 69	261	A Northern Ariz.	48 57							
152	H Idaho St.	67 71	220	A Montana	60 66							
172	A North Dakota	56 68	155	A Montana St.	59 86							
183	A Northern Colo.	44 64	93	A TCU	47 76							
117	H Idaho	51 62	343	H Air Force	75 56							
180	H Eastern Wash.	82 85	28	A Southern California	32 71							

Non-Div I Games:

Southern Utah

■ Loss, 
 ■ Non-Conf, 
 ■ S Site, 
 ■ H Home 
 ■ A Away 
 N Neutral



St. Bonaventure

Through Games Of Feb. 3, 2016

Average RPI Win:	164	WON-LOST	WINNING	LAST 10	STRENGTH OF	OPP. STRENGTH	TEAM	ADJ.	CONF.	ADJ CONF.
Average RPI Loss:	56	RECORD	PCT. RANK	GAMES	SCHEDULE	OF SCHEDULE	RPI	RPI	RPI	RPI
DIV. I ONLY	19- 4	20	2- 2	123	81	33	33	7	7	
DIV. I NON-CONF.	11- 2	28	0- 1	142	100	32	32	8	8	
TOTALS	RPI 1-25	RPI 26-50	W-L RECORDS	RPI 51-100	RPI 101-150	RPI 150+				
19- 4	0- 0	1- 2	OVERALL	3- 2	4- 0	11- 0				
13- 0	0- 0	0- 0	HOME	3- 0	3- 0	7- 0				
6- 4	0- 0	1- 1	AWAY	0- 2	1- 0	4- 0				
0- 0	0- 0	0- 0	NEUTRAL	0- 0	0- 0	0- 0				
11- 2	0- 0	0- 1	NON-CONFERENCE	2- 1	4- 0	5- 0				
8- 0	0- 0	0- 0	HOME	2- 0	3- 0	3- 0				
3- 2	0- 0	0- 1	AWAY	0- 1	1- 0	2- 0				
0- 0	0- 0	0- 0	NEUTRAL	0- 0	0- 0	0- 0				
8- 2	0- 0	1- 1	CONFERENCE	1- 1	0- 0	6- 0				
5- 0	0- 0	0- 0	HOME	1- 0	0- 0	4- 0				
3- 2	0- 0	1- 1	AWAY	0- 1	0- 0	2- 0				
0- 0	0- 0	0- 0	NEUTRAL	0- 0	0- 0	0- 0				

RPI 1-25			Team's RPI: 33		RPI 51-100			RPI 101+			
RPI	S	Opponent	Score	RPI	S	Opponent	Score	RPI	S	Opponent	Score
26	A	Duquesne	62 74	65	H	James Madison	56 45	106	H	Toledo	74 63
29	A	DePaul	54 77	74	A	Drexel	46 58	109	A	Stony Brook	73 68
50	A	Dayton	59 54	88	H	Saint Joseph's	65 51	129	H	Buffalo	59 32
				96	A	VCU	47 52	136	H	Penn St.	70 60
				100	H	Georgetown	69 54	160	H	Fordham	55 41
								170	A	Davidson	59 47
								186	H	George Mason	70 55
								188	H	Detroit	84 73
								196	A	Rhode Island	69 56
								204	A	Canisius	59 47
								209	H	Richmond	66 43
								210	H	Siena	57 40
								228	H	Massachusetts	66 41
								286	H	Niagara	67 55
								300	A	Colgate	62 38
LAST 12 Division I GAMES:											
74	A	Drexel	46 58	186	H	George Mason	70 55				
96	A	VCU	47 52	170	A	Davidson	59 47				
209	H	Richmond	66 43	228	H	Massachusetts	66 41				
88	H	Saint Joseph's	65 51	160	H	Fordham	55 41				
26	A	Duquesne	62 74	196	A	Rhode Island	69 56				
50	A	Dayton	59 54	204	A	Canisius	59 47				

Non-Div I Games:

St. Bonaventure

Loss, Non-Conf, S Site, H Home A Away N Neutral

Average RPI Win:	304	WON-LOST	WINNING	LAST 10	STRENGTH OF	OPP. STRENGTH	TEAM	ADJ.	CONF.	ADJ CONF.
Average RPI Loss:	254	RECORD	PCT. RANK	GAMES	SCHEDULE	OF SCHEDULE	RPI	RPI	RPI	RPI
DIV. I ONLY	4- 17	314	1- 9	345	347	346	346	31	31	
DIV. I NON-CONF.	3- 8	258	1- 1	334	321	333	333	32	32	
TOTALS	RPI 1-25	RPI 26-50	W-L RECORDS	RPI 51-100	RPI 101-150	RPI 150+				
4- 17	0- 0	0- 0	OVERALL	0- 3	0- 0	4- 14				
1- 7	0- 0	0- 0	HOME	0- 1	0- 0	1- 6				
2- 9	0- 0	0- 0	AWAY	0- 1	0- 0	2- 8				
1- 1	0- 0	0- 0	NEUTRAL	0- 1	0- 0	1- 0				
3- 8	0- 0	0- 0	NON-CONFERENCE	0- 3	0- 0	3- 5				
1- 2	0- 0	0- 0	HOME	0- 1	0- 0	1- 1				
1- 5	0- 0	0- 0	AWAY	0- 1	0- 0	1- 4				
1- 1	0- 0	0- 0	NEUTRAL	0- 1	0- 0	1- 0				
1- 9	0- 0	0- 0	CONFERENCE	0- 0	0- 0	1- 9				
0- 5	0- 0	0- 0	HOME	0- 0	0- 0	0- 5				
1- 4	0- 0	0- 0	AWAY	0- 0	0- 0	1- 4				
0- 0	0- 0	0- 0	NEUTRAL	0- 0	0- 0	0- 0				

RPI 1-25			RPI 26-50			RPI 51-100			RPI 101+ Team's RPI: 346		
RPI	S	Opponent	Score	RPI	S	Opponent	Score	RPI	S	Opponent	Score
						75 H Army West Point	35 74	206 H Bryant			42 70
						92 A Georgia Tech	51 89	207 H Robert Morris			53 62
						100 N Georgetown	52 74	246 A Manhattan			53 61
								258 H Sacred Heart			51 68
								263 H Loyola Maryland			64 54
								275 H Saint Francis (PA)			76 83
								277 A Vermont			59 55
								282 A Central Conn. St.			61 65
								297 A Monmouth			54 63
								298 H Rider			59 71
								314 A Fairleigh Dickinson			61 65
								325 A Saint Peter's			40 44
								326 A LIU Brooklyn			71 51
								332 A Lafayette			59 77
								337 A Wagner			53 70
								337 H Wagner			78 82
								339 A Mt. St. Mary's			56 66
								349 N Norfolk St.			59 55
LAST 12 Division I GAMES:											
337	H	Wagner	78 82	275	H	Saint Francis (PA)	76 83				
282	A	Central Conn. St.	61 65	207	H	Robert Morris	53 62				
337	A	Wagner	53 70	339	A	Mt. St. Mary's	56 66				
326	A	LIU Brooklyn	71 51	314	A	Fairleigh Dickinson	61 65				
206	H	Bryant	42 70	349	N	Norfolk St.	59 55				
258	H	Sacred Heart	51 68	297	A	Monmouth	54 63				

Non-Div I Games:

St. Francis Brooklyn

■ Loss, 
 ■ Non-Conf, 
 ■ S Site, 
 ■ H Home 
 ■ A Away 
 N Neutral

Average RPI Win:	155	WON-LOST	WINNING	LAST 10	STRENGTH OF	OPP. STRENGTH	TEAM	ADJ.	CONF.	ADJ CONF.
Average RPI Loss:	38	RECORD	PCT. RANK	GAMES	SCHEDULE	OF SCHEDULE	RPI	RPI	RPI	RPI
DIV. I ONLY	16- 6	55	6- 4	90	35	42	42	6	6	
DIV. I NON-CONF.	9- 2	37	1- 0	128	51	27	27	6	6	
TOTALS	RPI 1-25	RPI 26-50	W-L RECORDS	RPI 51-100	RPI 101-150	RPI 150+				
16- 6	1- 1	2- 3	OVERALL	3- 2	2- 0	8- 0				
9- 1	1- 0	1- 1	HOME	2- 0	1- 0	4- 0				
7- 5	0- 1	1- 2	AWAY	1- 2	1- 0	4- 0				
0- 0	0- 0	0- 0	NEUTRAL	0- 0	0- 0	0- 0				
9- 2	0- 1	2- 1	NON-CONFERENCE	1- 0	0- 0	6- 0				
5- 0	0- 0	1- 0	HOME	1- 0	0- 0	3- 0				
4- 2	0- 1	1- 1	AWAY	0- 0	0- 0	3- 0				
0- 0	0- 0	0- 0	NEUTRAL	0- 0	0- 0	0- 0				
7- 4	1- 0	0- 2	CONFERENCE	2- 2	2- 0	2- 0				
4- 1	1- 0	0- 1	HOME	1- 0	1- 0	1- 0				
3- 3	0- 0	0- 1	AWAY	1- 2	1- 0	1- 0				
0- 0	0- 0	0- 0	NEUTRAL	0- 0	0- 0	0- 0				

RPI 1-25				RPI 26-50				Team's RPI: 42				RPI 51-100				RPI 101+			
RPI	S	Opponent	Score	RPI	S	Opponent	Score	RPI	S	Opponent	Score	RPI	S	Opponent	Score	RPI	S	Opponent	Score
8	A	UCLA	58 73	26	A	Duquesne	57 76	60	A	Villanova	54 58	125	A	Creighton	66 55				
18	H	Seton Hall	71 69	29	A	DePaul	71 77	77	A	Marquette	64 67	137	H	Xavier	57 41				
				29	H	DePaul	61 71	77	H	Marquette	81 77	173	H	Butler	68 41				
				39	A	Rutgers	69 62	99	H	Yale	69 56	187	H	Marist	61 47				
				41	H	South Fla.	74 70	100	A	Georgetown	65 60	202	A	Kansas	86 71				
												223	H	Fairfield	73 54				
												233	A	Providence	80 61				
												252	A	UCF	70 42				
												258	H	Sacred Heart	67 54				
												320	A	UC Irvine	85 63				
LAST 12 Division I GAMES:																			
				29	A	DePaul	71 77	18	H	Seton Hall	71 69								
				77	A	Marquette	64 67	77	H	Marquette	81 77								
				137	H	Xavier	57 41	29	H	DePaul	61 71								
				173	H	Butler	68 41	233	A	Providence	80 61								
				60	A	Villanova	54 58	125	A	Creighton	66 55								
				100	A	Georgetown	65 60	223	H	Fairfield	73 54								

Non-Div I Games:

St. John's (NY)

■ Loss, 
 ■ Non-Conf, S Site, 
 ■ Home 
 ■ Away 
 N Neutral

Average RPI Win:	161	WON-LOST	WINNING	LAST 10	STRENGTH OF	OPP. STRENGTH	TEAM	ADJ.	CONF.	ADJ CONF.
Average RPI Loss:	80	RECORD	PCT. RANK	GAMES	SCHEDULE	OF SCHEDULE	RPI	RPI	RPI	RPI
DIV. I ONLY	17- 4	29	8- 2	98	99	53	53	8	8	
DIV. I NON-CONF.	9- 2	37	2- 0	117	112	59	59	9	9	
TOTALS	RPI 1-25	RPI 26-50	W-L RECORDS	RPI 51-100	RPI 101-150	RPI 150+				
17- 4	0- 2	0- 0	OVERALL	5- 1	4- 0	8- 1				
7- 3	0- 1	0- 0	HOME	1- 1	2- 0	4- 1				
9- 1	0- 1	0- 0	AWAY	3- 0	2- 0	4- 0				
1- 0	0- 0	0- 0	NEUTRAL	1- 0	0- 0	0- 0				
9- 2	0- 1	0- 0	NON-CONFERENCE	3- 0	1- 0	5- 1				
4- 2	0- 1	0- 0	HOME	1- 0	1- 0	2- 1				
4- 0	0- 0	0- 0	AWAY	1- 0	0- 0	3- 0				
1- 0	0- 0	0- 0	NEUTRAL	1- 0	0- 0	0- 0				
8- 2	0- 1	0- 0	CONFERENCE	2- 1	3- 0	3- 0				
3- 1	0- 0	0- 0	HOME	0- 1	1- 0	2- 0				
5- 1	0- 1	0- 0	AWAY	2- 0	2- 0	1- 0				
0- 0	0- 0	0- 0	NEUTRAL	0- 0	0- 0	0- 0				

RPI S	Opponent	Score	RPI S	Opponent	Score	RPI S	Opponent	Score	RPI S	Opponent	Score
21	A BYU	59 65				56	H Washington St.	75 71	115	A San Francisco	78 68
24	H Missouri	78 95				60	N Villanova	67 60	138	A Pacific	82 73
						63	A California	64 63	138	H Pacific	83 75
						69	A San Diego	73 68	140	H Fresno St.	83 81
						72	H Santa Clara	67 73	176	H Cal Poly	87 83
						84	A Gonzaga	69 68	183	A Northern Colo.	65 52
									201	H UC Davis	71 78
									218	H San Jose St.	91 81
									244	H Loyola Marymount	72 57
									245	A Wyoming	70 64
									248	H Pepperdine	88 72
									269	A Portland	78 51
									284	A CSUN	93 59
LAST 12 Division I GAMES:											
138	H Pacific	83 75	69	A San Diego	73 68						
269	A Portland	78 51	21	A BYU	59 65						
84	A Gonzaga	69 68	72	H Santa Clara	67 73						
138	A Pacific	82 73	115	A San Francisco	78 68						
248	H Pepperdine	88 72	176	H Cal Poly	87 83						
244	H Loyola Marymount	72 57	56	H Washington St.	75 71						

Non-Div I Games:

St. Mary's (CA)

Average RPI Win:	89	WON-LOST	WINNING	LAST 10	STRENGTH OF	OPP. STRENGTH	TEAM	ADJ.	CONF.	ADJ CONF.
Average RPI Loss:	21	RECORD	PCT. RANK	GAMES	SCHEDULE	OF SCHEDULE	RPI	RPI	RPI	RPI
DIV. I ONLY	18- 5	39	7- 3	3	7	6	6	1	1	
DIV. I NON-CONF.	10- 2	33	1- 0	8	23	3	3	1	1	
TOTALS	RPI 1-25	RPI 26-50	W-L RECORDS	RPI 51-100	RPI 101-150	RPI 150+				
18- 5	2- 4	4- 0	OVERALL	8- 1	0- 0	4- 0				
10- 1	2- 0	1- 0	HOME	4- 1	0- 0	3- 0				
5- 4	0- 4	1- 0	AWAY	3- 0	0- 0	1- 0				
3- 0	0- 0	2- 0	NEUTRAL	1- 0	0- 0	0- 0				
10- 2	1- 1	3- 0	NON-CONFERENCE	3- 1	0- 0	3- 0				
5- 1	1- 0	1- 0	HOME	1- 1	0- 0	2- 0				
2- 1	0- 1	0- 0	AWAY	1- 0	0- 0	1- 0				
3- 0	0- 0	2- 0	NEUTRAL	1- 0	0- 0	0- 0				
8- 3	1- 3	1- 0	CONFERENCE	5- 0	0- 0	1- 0				
5- 0	1- 0	0- 0	HOME	3- 0	0- 0	1- 0				
3- 3	0- 3	1- 0	AWAY	2- 0	0- 0	0- 0				
0- 0	0- 0	0- 0	NEUTRAL	0- 0	0- 0	0- 0				

RPI 1-25				Team's RPI: 6				RPI 26-50				RPI 51-100				RPI 101+			
RPI	S	Opponent	Score		RPI	S	Opponent	Score		RPI	S	Opponent	Score		RPI	S	Opponent	Score	
7	A	Oregon St.	50	58	28	A	Southern California	57	47	56	H	Washington St.	69	52	158	H	Colorado	71	56
8	A	UCLA	36	56	34	N	Purdue	71	65	58	H	Chattanooga	73	30	185	H	Cornell	93	38
9	A	Texas	69	77	37	H	George Washington	84	63	63	H	California	53	46	201	A	UC Davis	74	45
10	A	Arizona St.	31	49	50	N	Dayton	74	66	68	H	Utah	72	52	266	H	CSU Bakersfield	83	41
12	H	Tennessee	69	55						72	H	Santa Clara	58	61					
19	H	Washington	69	53						81	A	Oregon	64	62					
										84	A	Gonzaga	65	48					
										95	A	Arizona	59	34					
										98	N	Missouri St.	82	65					
LAST 12 Division I GAMES:																			
63	H	California	53	46	81	A	Oregon	64	62										
56	H	Washington St.	69	52	158	H	Colorado	71	56										
19	H	Washington	69	53	68	H	Utah	72	52										
8	A	UCLA	36	56	10	A	Arizona St.	31	49										
28	A	Southern California	57	47	95	A	Arizona	59	34										
7	A	Oregon St.	50	58	58	H	Chattanooga	73	30										

Non-Div I Games:

Stanford

Average RPI Win:	224	WON-LOST	WINNING	LAST 10	STRENGTH OF	OPP. STRENGTH	TEAM	ADJ.	CONF.	ADJ CONF.
Average RPI Loss:	184	RECORD	PCT. RANK	GAMES	SCHEDULE	OF SCHEDULE	RPI	RPI	RPI	RPI
DIV. I ONLY	6- 10	243	4- 5	209	284	262	262	27	27	
DIV. I NON-CONF.	3- 5	218	1- 2	176	218	217	217	26	26	
TOTALS	RPI 1-25	RPI 26-50	W-L RECORDS	RPI 51-100	RPI 101-150	RPI 150+				
6- 10	0- 0	0- 1	OVERALL	0- 1	2- 2	4- 6				
3- 4	0- 0	0- 1	HOME	0- 0	1- 1	2- 2				
1- 4	0- 0	0- 0	AWAY	0- 1	0- 0	1- 3				
2- 2	0- 0	0- 0	NEUTRAL	0- 0	1- 1	1- 1				
3- 5	0- 0	0- 0	NON-CONFERENCE	0- 1	1- 1	2- 3				
1- 1	0- 0	0- 0	HOME	0- 0	0- 0	1- 1				
0- 2	0- 0	0- 0	AWAY	0- 1	0- 0	0- 1				
2- 2	0- 0	0- 0	NEUTRAL	0- 0	1- 1	1- 1				
3- 5	0- 0	0- 1	CONFERENCE	0- 0	1- 1	2- 3				
2- 3	0- 0	0- 1	HOME	0- 0	1- 1	1- 1				
1- 2	0- 0	0- 0	AWAY	0- 0	0- 0	1- 2				
0- 0	0- 0	0- 0	NEUTRAL	0- 0	0- 0	0- 0				

RPI 1-25				RPI 26-50				RPI 51-100				RPI 101+				Team's RPI: 262	
RPI	S	Opponent	Score	RPI	S	Opponent	Score	RPI	S	Opponent	Score	RPI	S	Opponent	Score		
				45	H	Abilene Christian	70 85	93	A	TCU	55 88	116	H	Central Ark.	53 55		
												124	N	IUPUI	55 62		
												144	N	SIUE	82 74		
												150	H	McNeese St.	80 55		
												163	A	Louisiana Tech	44 76		
												171	H	Texas-Arlington	63 67		
												181	N	Weber St.	46 56		
												232	H	Rice	59 45		
												241	H	Sam Houston St.	70 63		
												243	N	Indiana St.	71 62		
												287	H	Lamar	60 64		
												315	A	Southeastern La.	56 65		
												333	A	A&M-Corpus Christi	71 66		
												340	A	New Orleans	57 58		
LAST 12 Division I GAMES:																	
				333	A	A&M-Corpus Christi	71 66	315	A	Southeastern La.	56 65						
				241	H	Sam Houston St.	70 63	150	H	McNeese St.	80 55						
				287	H	Lamar	60 64	232	H	Rice	59 45						
				45	H	Abilene Christian	70 85	93	A	TCU	55 88						
				340	A	New Orleans	57 58	181	N	Weber St.	46 56						
				116	H	Central Ark.	53 55	124	N	IUPUI	55 62						

Non-Div I Games: Texas-Tyler 91 69 Tex. A&M-Commerce 75 65 LSU-Shreveport 94 39

Stephen F. Austin

Average RPI Win:	275	WON-LOST	WINNING	LAST 10	STRENGTH OF	OPP. STRENGTH	TEAM	ADJ.	CONF.	ADJ CONF.
Average RPI Loss:	127	RECORD	PCT. RANK	GAMES	SCHEDULE	OF SCHEDULE	RPI	RPI	RPI	RPI
DIV. I ONLY	9- 8	157	5- 5	281	214	199	199	29	29	
DIV. I NON-CONF.	6- 5	146	4- 2	265	140	178	178	27	27	
TOTALS	RPI 1-25	RPI 26-50	W-L RECORDS	RPI 51-100	RPI 101-150	RPI 150+				
9- 8	0- 1	0- 1	OVERALL	0- 1	0- 2	9- 3				
4- 2	0- 0	0- 0	HOME	0- 0	0- 0	4- 2				
5- 4	0- 1	0- 1	AWAY	0- 1	0- 0	5- 1				
0- 2	0- 0	0- 0	NEUTRAL	0- 0	0- 2	0- 0				
6- 5	0- 1	0- 1	NON-CONFERENCE	0- 0	0- 2	6- 1				
3- 1	0- 0	0- 0	HOME	0- 0	0- 0	3- 1				
3- 2	0- 1	0- 1	AWAY	0- 0	0- 0	3- 0				
0- 2	0- 0	0- 0	NEUTRAL	0- 0	0- 2	0- 0				
3- 3	0- 0	0- 0	CONFERENCE	0- 1	0- 0	3- 2				
1- 1	0- 0	0- 0	HOME	0- 0	0- 0	1- 1				
2- 2	0- 0	0- 0	AWAY	0- 1	0- 0	2- 1				
0- 0	0- 0	0- 0	NEUTRAL	0- 0	0- 0	0- 0				

RPI 1-25				RPI 26-50				RPI 51-100				RPI 101+ Team's RPI: 199			
RPI	S	Opponent	Score	RPI	S	Opponent	Score	RPI	S	Opponent	Score	RPI	S	Opponent	Score
12	A	Tennessee	56 90	35	A	Georgia	55 76	73	A	FGCU	48 61	108	N	Minnesota	69 72
												113	N	Boise St.	65 71
												156	H	Hampton	68 59
												178	A	Jacksonville	49 69
												237	H	USC Upstate	56 61
												251	A	UNCW	52 49
												252	H	UCF	83 68
												257	A	Bethune-Cookman	62 38
												260	H	Georgia St.	72 80
												273	H	Ga. Southern	79 57
												285	A	Kennesaw St.	57 54
												327	A	Lipscomb	83 62
												336	H	NJIT	60 55
												342	A	Eastern Ill.	68 66
LAST 12 Division I GAMES:															
178	A	Jacksonville	49 69	156	H	Hampton	68 59	12	A	Tennessee	56 90	260	H	Georgia St.	72 80
327	A	Lipscomb	83 62	273	H	Ga. Southern	79 57	251	A	UNCW	52 49	342	A	Eastern Ill.	68 66
285	A	Kennesaw St.	57 54	251	A	UNCW	52 49								
237	H	USC Upstate	56 61												
336	H	NJIT	60 55												
73	A	FGCU	48 61												

Non-Div I Games: Trinity Baptist 107 30 Armstrong St. 61 45 Flagler 84 47

Stetson

Stony Brook

Through Games Of Feb. 3, 2016

Average RPI Win:	243	WON-LOST	WINNING	LAST 10	STRENGTH OF	OPP. STRENGTH	TEAM	ADJ.	CONF.	ADJ CONF.
Average RPI Loss:	88	RECORD	PCT. RANK	GAMES	SCHEDULE	OF SCHEDULE	RPI	RPI	RPI	RPI
DIV. I ONLY	14- 8	99	7- 3	175	211	109	109	15	15	
DIV. I NON-CONF.	8- 5	119	3- 0	153	200	114	114	18	18	
TOTALS	RPI 1-25	RPI 26-50	W-L RECORDS	RPI 51-100	RPI 101-150	RPI 150+				
14- 8	0- 1	0- 2	OVERALL	0- 3	2- 1	12- 1				
8- 2	0- 0	0- 1	HOME	0- 0	2- 1	6- 0				
6- 6	0- 1	0- 1	AWAY	0- 3	0- 0	6- 1				
0- 0	0- 0	0- 0	NEUTRAL	0- 0	0- 0	0- 0				
8- 5	0- 1	0- 1	NON-CONFERENCE	0- 2	2- 1	6- 0				
4- 2	0- 0	0- 1	HOME	0- 0	2- 1	2- 0				
4- 3	0- 1	0- 0	AWAY	0- 2	0- 0	4- 0				
0- 0	0- 0	0- 0	NEUTRAL	0- 0	0- 0	0- 0				
6- 3	0- 0	0- 1	CONFERENCE	0- 1	0- 0	6- 1				
4- 0	0- 0	0- 0	HOME	0- 0	0- 0	4- 0				
2- 3	0- 0	0- 1	AWAY	0- 1	0- 0	2- 1				
0- 0	0- 0	0- 0	NEUTRAL	0- 0	0- 0	0- 0				

RPI 1-25				RPI 26-50				RPI 51-100				RPI 101+ Team's RPI: 109			
RPI	S	Opponent	Score	RPI	S	Opponent	Score	RPI	S	Opponent	Score	RPI	S	Opponent	Score
20	A	Syracuse	49 64	33	H	St. Bonaventure	68 73	66	A	Hofstra	66 71	118	H	Iona	58 53
				47	A	Albany (NY)	54 73	94	A	Maine	52 55	131	H	Ole Miss	57 72
								99	A	Yale	57 62	146	H	Harvard	64 63
												184	A	UMBC	69 60
												185	A	Cornell	58 49
												215	A	Binghamton	47 54
												215	H	Binghamton	64 58
												217	H	Hartford	58 35
												235	A	Columbia	79 71
												240	H	Morgan St.	46 42
												267	H	New Hampshire	63 54
												277	H	Vermont	73 59
												323	A	UMass Lowell	64 50
												325	A	Saint Peter's	69 35
												326	H	LIU Brooklyn	71 54
												337	A	Wagner	73 62
LAST 12 Division I GAMES:															
215	A	Binghamton	47 54	184	A	UMBC	69 60								
277	H	Vermont	73 59	323	A	UMass Lowell	64 50								
94	A	Maine	52 55	215	H	Binghamton	64 58								
47	A	Albany (NY)	54 73	146	H	Harvard	64 63								
217	H	Hartford	58 35	326	H	LIU Brooklyn	71 54								
267	H	New Hampshire	63 54	337	A	Wagner	73 62								

Non-Div I Games:

Stony Brook

Loss, Non-Conf, S Site, H Home A Away N Neutral



Average RPI Win: 142		WON-LOST	WINNING	LAST 10	STRENGTH OF	OPP. STRENGTH	TEAM	ADJ.	CONF.	ADJ CONF.
Average RPI Loss: 28		RECORD	PCT. RANK	GAMES	SCHEDULE	OF SCHEDULE	RPI	RPI	RPI	RPI
DIV. I ONLY		16- 6	55	7- 3	16	44	20	20	5	5
DIV. I NON-CONF.		10- 3	61	3- 0	47	73	36	36	5	5
TOTALS		RPI 1-25	RPI 26-50		W-L RECORDS		RPI 51-100	RPI 101-150	RPI 150+	
16- 6	1- 5	1- 0		OVERALL		4- 0	3- 1	7- 0		
11- 2	0- 2	1- 0		HOME		3- 0	2- 0	5- 0		
3- 4	0- 3	0- 0		AWAY		1- 0	1- 1	1- 0		
2- 0	1- 0	0- 0		NEUTRAL		0- 0	0- 0	1- 0		
10- 3	1- 3	0- 0		NON-CONFERENCE		1- 0	1- 0	7- 0		
7- 1	0- 1	0- 0		HOME		1- 0	1- 0	5- 0		
1- 2	0- 2	0- 0		AWAY		0- 0	0- 0	1- 0		
2- 0	1- 0	0- 0		NEUTRAL		0- 0	0- 0	1- 0		
6- 3	0- 2	1- 0		CONFERENCE		3- 0	2- 1	0- 0		
4- 1	0- 1	1- 0		HOME		2- 0	1- 0	0- 0		
2- 2	0- 1	0- 0		AWAY		1- 0	1- 1	0- 0		
0- 0	0- 0	0- 0		NEUTRAL		0- 0	0- 0	0- 0		

RPI	S	Opponent	Score
1	A	Notre Dame	62 90
10	H	Arizona St.	54 61
12	A	Tennessee	55 57
13	H	Louisville	53 71
14	A	Maryland	64 82
19	N	Washington	66 62

RPI	S	Opponent	Score
38	H	Duke	86 50

RPI	S	Opponent	Score
51	A	Miami (FL)	57 51
74	H	Drexel	83 62
86	H	Boston College	62 61
90	H	Virginia Tech	60 39

RPI	S	Opponent	Score
109	H	Stony Brook	64 49
120	A	North Carolina	73 77
132	H	Pittsburgh	71 48
148	A	Wake Forest	91 65
160	N	Fordham	76 54
178	H	Jacksonville	65 49
193	H	UTRGV	91 32
196	A	Rhode Island	57 54
231	H	Coppin St.	88 56
240	H	Morgan St.	90 61
321	H	Howard	97 48

## LAST 12 Division I GAMES:

51	A	Miami (FL)	57 51	90	H	Virginia Tech	60 39
86	H	Boston College	62 61	120	A	North Carolina	73 77
13	H	Louisville	53 71	38	H	Duke	86 50
1	A	Notre Dame	62 90	193	H	UTRGV	91 32
148	A	Wake Forest	91 65	321	H	Howard	97 48
132	H	Pittsburgh	71 48	74	H	Drexel	83 62

Non-Div I Games:

Syracuse

■ Loss, 
 ■ Non-Conf, 
 ■ S Site, 
 ■ Home 
 ■ A Away 
 N Neutral

Average RPI Win:	204	WON-LOST	WINNING	LAST 10	STRENGTH OF	OPP. STRENGTH	TEAM	ADJ.	CONF.	ADJ CONF.
Average RPI Loss:	37	RECORD	PCT. RANK	GAMES	SCHEDULE	OF SCHEDULE	RPI	RPI	RPI	RPI
DIV. I ONLY	12- 9	132	4- 6	54	47	93	93	3	3	
DIV. I NON-CONF.	8- 3	77	1- 1	269	178	143	143	3	3	
TOTALS	RPI 1-25	RPI 26-50	W-L RECORDS	RPI 51-100	RPI 101-150	RPI 150+				
12- 9	0- 5	1- 3	OVERALL	1- 0	3- 0	7- 1				
9- 4	0- 2	1- 2	HOME	0- 0	1- 0	7- 0				
3- 5	0- 3	0- 1	AWAY	1- 0	2- 0	0- 1				
0- 0	0- 0	0- 0	NEUTRAL	0- 0	0- 0	0- 0				
8- 3	0- 2	0- 0	NON-CONFERENCE	0- 0	1- 0	7- 1				
7- 1	0- 1	0- 0	HOME	0- 0	0- 0	7- 0				
1- 2	0- 1	0- 0	AWAY	0- 0	1- 0	0- 1				
0- 0	0- 0	0- 0	NEUTRAL	0- 0	0- 0	0- 0				
4- 6	0- 3	1- 3	CONFERENCE	1- 0	2- 0	0- 0				
2- 3	0- 1	1- 2	HOME	0- 0	1- 0	0- 0				
2- 3	0- 2	0- 1	AWAY	1- 0	1- 0	0- 0				
0- 0	0- 0	0- 0	NEUTRAL	0- 0	0- 0	0- 0				

RPI 1-25				RPI 26-50				RPI 51-100				Team's RPI: 93	RPI 101+			
RPI	S	Opponent	Score	RPI	S	Opponent	Score	RPI	S	Opponent	Score		RPI	S	Opponent	Score
1	H	Notre Dame	72 88	30	H	Oklahoma	65 78	91	A	Iowa St.	72 62		126	A	Texas Tech	78 69
3	A	Baylor	55 72	40	H	West Virginia	84 97						126	H	Texas Tech	69 48
9	H	Texas	58 65	46	A	Kansas St.	49 58						147	A	SMU	89 79
15	A	Oklahoma St.	52 80	46	H	Kansas St.	87 73						173	A	Butler	53 65
16	A	Texas A&M	78 82										193	H	UTRGV	71 67
LAST 12 Division I GAMES:																
15	A	Oklahoma St.	52 80	3	A	Baylor	55 72						241	H	Sam Houston St.	85 59
91	A	Iowa St.	72 62	30	H	Oklahoma	65 78						262	H	Stephen F. Austin	88 55
40	H	West Virginia	84 97	46	H	Kansas St.	87 73						268	H	La.-Monroe	80 42
9	H	Texas	58 65	126	A	Texas Tech	78 69						271	H	Prairie View	69 60
46	A	Kansas St.	49 58	335	H	Southern Utah	76 47						335	H	Southern Utah	76 47
126	H	Texas Tech	69 48	1	H	Notre Dame	72 88						340	H	New Orleans	85 36

Non-Div I Games:

TCU

■ Loss, 
■ Non-Conf, S Site, 
■ Home 
■ Away 
N Neutral

Average RPI Win:	179	WON-LOST	WINNING	LAST 10	STRENGTH OF	OPP. STRENGTH	TEAM	ADJ.	CONF.	ADJ CONF.
Average RPI Loss:	66	RECORD	PCT. RANK	GAMES	SCHEDULE	OF SCHEDULE	RPI	RPI	RPI	RPI
DIV. I ONLY	14- 7	82	6- 3	119	50	70	70	9	9	
DIV. I NON-CONF.	6- 5	146	0- 1	67	45	102	102	7	7	
TOTALS	RPI 1-25	RPI 26-50	W-L RECORDS	RPI 51-100	RPI 101-150	RPI 150+				
14- 7	1- 2	0- 2	OVERALL	2- 1	2- 2	9- 0				
8- 2	1- 0	0- 1	HOME	1- 1	2- 0	4- 0				
6- 5	0- 1	0- 0	AWAY	1- 0	0- 1	5- 0				
0- 0	0- 0	0- 0	NEUTRAL	0- 0	0- 0	0- 0				
6- 5	1- 1	0- 2	NON-CONFERENCE	1- 1	0- 1	4- 0				
4- 2	1- 0	0- 1	HOME	1- 1	0- 0	2- 0				
2- 3	0- 1	0- 1	AWAY	0- 0	0- 1	2- 0				
0- 0	0- 0	0- 0	NEUTRAL	0- 0	0- 0	0- 0				
8- 2	0- 1	0- 0	CONFERENCE	1- 0	2- 1	5- 0				
4- 0	0- 0	0- 0	HOME	0- 0	2- 0	2- 0				
4- 2	0- 1	0- 0	AWAY	1- 0	0- 1	3- 0				
0- 0	0- 0	0- 0	NEUTRAL	0- 0	0- 0	0- 0				

RPI 1-25				RPI 26-50				RPI 51-100				RPI 101+			
RPI	S	Opponent	Score	RPI	S	Opponent	Score	RPI	S	Opponent	Score	RPI	S	Opponent	Score
4	A	UConn	49 104	39	A	Rutgers	51 61	60	H	Villanova	61 55	128	H	Memphis	82 58
11	A	Florida St.	47 75	44	H	Penn	54 60	78	A	Tulane	72 54	130	A	Quinnipiac	56 58
25	H	Florida	97 91					88	H	Saint Joseph's	67 70	147	A	SMU	67 69
												147	H	SMU	55 35
												160	A	Fordham	57 44
												177	A	East Carolina	83 63
												189	H	Tulsa	66 46
												211	H	Cincinnati	74 51
												238	A	Houston	75 66
												252	A	UCF	71 63
												258	H	Sacred Heart	92 62
												280	A	La Salle	77 48
												306	H	Delaware St.	100 59
LAST 12 Division I GAMES:															
147	H	SMU	55 35	211	H	Cincinnati	74 51								
177	A	East Carolina	83 63	189	H	Tulsa	66 46								
78	A	Tulane	72 54	147	A	SMU	67 69								
44	H	Penn	54 60	238	A	Houston	75 66								
4	A	UConn	49 104	128	H	Memphis	82 58								
252	A	UCF	71 63	306	H	Delaware St.	100 59								

Non-Div I Games:

Temple

## Tennessee

Through Games Of Feb. 3, 2016

Average RPI Win:	100	WON-LOST	WINNING	LAST 10	STRENGTH OF	OPP. STRENGTH	TEAM	ADJ.	CONF.	ADJ CONF.
Average RPI Loss:	40	RECORD	PCT. RANK	GAMES	SCHEDULE	OF SCHEDULE	RPI	RPI	RPI	RPI
DIV. I ONLY	13- 8	106	5- 5	1	31	12	12	2	2	
DIV. I NON-CONF.	9- 4	96	2- 2	2	27	10	10	2	2	
TOTALS	RPI 1-25	RPI 26-50	W-L RECORDS	RPI 51-100	RPI 101-150	RPI 150+				
13- 8	3- 5	2- 1	OVERALL	2- 1	3- 1	3- 0				
10- 3	1- 2	2- 0	HOME	2- 1	3- 0	2- 0				
3- 5	2- 3	0- 1	AWAY	0- 0	0- 1	1- 0				
0- 0	0- 0	0- 0	NEUTRAL	0- 0	0- 0	0- 0				
9- 4	2- 3	1- 0	NON-CONFERENCE	1- 1	2- 0	3- 0				
7- 2	1- 1	1- 0	HOME	1- 1	2- 0	2- 0				
2- 2	1- 2	0- 0	AWAY	0- 0	0- 0	1- 0				
0- 0	0- 0	0- 0	NEUTRAL	0- 0	0- 0	0- 0				
4- 4	1- 2	1- 1	CONFERENCE	1- 0	1- 1	0- 0				
3- 1	0- 1	1- 0	HOME	1- 0	1- 0	0- 0				
1- 3	1- 1	0- 1	AWAY	0- 0	0- 1	0- 0				
0- 0	0- 0	0- 0	NEUTRAL	0- 0	0- 0	0- 0				

RPI	S	Opponent	Score	RPI	S	Opponent	Score	RPI	S	Opponent	Score	RPI	S	Opponent	Score
1	A	Notre Dame	66 79	31	A	Mississippi St.	63 65	58	H	Chattanooga	59 57	116	H	Central Ark.	102 47
6	A	Stanford	55 69	47	H	Albany (NY)	63 55	67	H	Auburn	79 52	134	A	Arkansas	59 64
7	A	Oregon St.	53 50	49	H	Vanderbilt	58 49	90	H	Virginia Tech	43 57	136	H	Penn St.	74 66
9	H	Texas	53 64									142	H	Alabama	70 42
20	H	Syracuse	57 55									151	H	ETSU	85 49
22	A	Kentucky	63 64									199	H	Stetson	90 56
24	A	Missouri	71 55									290	A	Wichita St.	58 51
25	H	Florida	66 74												
LAST 12 Division I GAMES:															
142	H	Alabama	70 42	67	H	Auburn	79 52								
31	A	Mississippi St.	63 65	25	H	Florida	66 74								
22	A	Kentucky	63 64	24	A	Missouri	71 55								
49	H	Vanderbilt	58 49	199	H	Stetson	90 56								
1	A	Notre Dame	66 79	7	A	Oregon St.	53 50								
134	A	Arkansas	59 64	6	A	Stanford	55 69								

Non-Div I Games:

Tennessee

■ Loss, 
 ■ Non-Conf, S Site, 
 ■ Home 
 ■ Away 
 N Neutral

## Tennessee St.

Through Games Of Feb. 3, 2016

Average RPI Win:	272	WON-LOST	WINNING	LAST 10	STRENGTH OF	OPP. STRENGTH	TEAM	ADJ.	CONF.	ADJ CONF.
Average RPI Loss:	145	RECORD	PCT. RANK	GAMES	SCHEDULE	OF SCHEDULE	RPI	RPI	RPI	RPI
DIV. I ONLY	7- 14	257	4- 6	193	224	250	250	24	24	
DIV. I NON-CONF.	3- 8	258	0- 2	115	155	218	218	23	23	
TOTALS	RPI 1-25	RPI 26-50	W-L RECORDS	RPI 51-100	RPI 101-150	RPI 150+				
7- 14	0- 1	0- 1	OVERALL	0- 2	1- 5	6- 5				
5- 1	0- 0	0- 0	HOME	0- 0	1- 0	4- 1				
1- 11	0- 1	0- 1	AWAY	0- 2	0- 4	1- 3				
1- 2	0- 0	0- 0	NEUTRAL	0- 0	0- 1	1- 1				
3- 8	0- 1	0- 1	NON-CONFERENCE	0- 1	0- 4	3- 1				
2- 0	0- 0	0- 0	HOME	0- 0	0- 0	2- 0				
0- 6	0- 1	0- 1	AWAY	0- 1	0- 3	0- 0				
1- 2	0- 0	0- 0	NEUTRAL	0- 0	0- 1	1- 1				
4- 6	0- 0	0- 0	CONFERENCE	0- 1	1- 1	3- 4				
3- 1	0- 0	0- 0	HOME	0- 0	1- 0	2- 1				
1- 5	0- 0	0- 0	AWAY	0- 1	0- 1	1- 3				
0- 0	0- 0	0- 0	NEUTRAL	0- 0	0- 0	0- 0				

RPI 1-25				RPI 26-50				RPI 51-100				RPI 101+ Team's RPI: 250			
RPI	S	Opponent	Score	RPI	S	Opponent	Score	RPI	S	Opponent	Score	RPI	S	Opponent	Score
22	A	Kentucky	39 81	31	A	Mississippi St.	54 82	54	A	Indiana	56 88	110	A	Youngstown St.	58 69
								97	A	UT Martin	50 77	122	A	Belmont	65 80
												135	N	Fla. Atlantic	64 69
												139	A	Southern Ill.	70 79
												143	A	Illinois	43 98
												144	H	SIUE	73 61
												179	A	Southeast Mo. St.	65 75
												213	H	Eastern Ky.	66 70
												226	N	Utah St.	46 63
												254	H	Texas Southern	72 56
												255	H	Austin Peay	66 58
												278	A	Tennessee Tech	60 70
												279	A	Jacksonville St.	55 69
												292	H	Murray St.	69 58
												293	N	Alabama St.	74 64
												327	H	Lipscomb	77 65
												342	A	Eastern Ill.	62 53
LAST 12 Division I GAMES:															
213	H	Eastern Ky.	66 70	255	H	Austin Peay	66 58								
279	A	Jacksonville St.	55 69	144	H	SIUE	73 61								
97	A	UT Martin	50 77	342	A	Eastern Ill.	62 53								
122	A	Belmont	65 80	179	A	Southeast Mo. St.	65 75								
278	A	Tennessee Tech	60 70	110	A	Youngstown St.	58 69								
292	H	Murray St.	69 58	22	A	Kentucky	39 81								

Non-Div I Games: Lane 75 44 North Ala. 58 40

Tennessee St.

Loss, Non-Conf, S Site, H Home A Away N Neutral

## Tennessee Tech

Through Games Of Feb. 3, 2016

Average RPI Win:	281	WON-LOST	WINNING	LAST 10	STRENGTH OF	OPP. STRENGTH	TEAM	ADJ.	CONF.	ADJ CONF.
Average RPI Loss:	148	RECORD	PCT. RANK	GAMES	SCHEDULE	OF SCHEDULE	RPI	RPI	RPI	RPI
DIV. I ONLY	7- 16	273	3- 7	219	206	278	278	24	24	
DIV. I NON-CONF.	4- 9	245	1- 1	167	146	250	250	23	23	
TOTALS	RPI 1-25	RPI 26-50	W-L RECORDS	RPI 51-100	RPI 101-150	RPI 150+				
7- 16	0- 1	0- 1	OVERALL	0- 3	0- 5	7- 6				
5- 8	0- 1	0- 0	HOME	0- 1	0- 4	5- 2				
2- 8	0- 0	0- 1	AWAY	0- 2	0- 1	2- 4				
0- 0	0- 0	0- 0	NEUTRAL	0- 0	0- 0	0- 0				
4- 9	0- 1	0- 1	NON-CONFERENCE	0- 2	0- 3	4- 2				
3- 5	0- 1	0- 0	HOME	0- 1	0- 2	3- 1				
1- 4	0- 0	0- 1	AWAY	0- 1	0- 1	1- 1				
0- 0	0- 0	0- 0	NEUTRAL	0- 0	0- 0	0- 0				
3- 7	0- 0	0- 0	CONFERENCE	0- 1	0- 2	3- 4				
2- 3	0- 0	0- 0	HOME	0- 0	0- 2	2- 1				
1- 4	0- 0	0- 0	AWAY	0- 1	0- 0	1- 3				
0- 0	0- 0	0- 0	NEUTRAL	0- 0	0- 0	0- 0				

RPI 1-25				RPI 26-50				RPI 51-100				RPI 101+ Team's RPI: 278			
RPI	S	Opponent	Score	RPI	S	Opponent	Score	RPI	S	Opponent	Score	RPI	S	Opponent	Score
13	H	Louisville	54 76	35	A	Georgia	48 81	55	H	Arkansas St.	55 77	122	H	Belmont	79 80
								76	A	Middle Tenn.	53 69	123	H	Mercer	47 63
								97	A	UT Martin	53 67	137	A	Xavier	47 64
												144	H	SIUE	68 83
												145	H	Southern Miss.	57 69
												159	A	Northern Ky.	62 88
												179	H	Southeast Mo. St.	57 60
												213	A	Eastern Ky.	77 72
												247	H	Clemson	53 71
												250	H	Tennessee St.	70 60
												255	A	Austin Peay	75 91
												260	H	Georgia St.	72 65
												288	A	UNCG	73 64
												289	A	Morehead St.	71 75
												290	H	Wichita St.	54 48
												292	A	Murray St.	50 56
												327	H	Lipscomb	81 70
												342	H	Eastern Ill.	81 74
LAST 12 Division I GAMES:															
122	H	Belmont	79 80	255	A	Austin Peay	75 91								
289	A	Morehead St.	71 75	292	A	Murray St.	50 56								
213	A	Eastern Ky.	77 72	144	H	SIUE	68 83								
250	H	Tennessee St.	70 60	342	H	Eastern Ill.	81 74								
179	H	Southeast Mo. St.	57 60	35	A	Georgia	48 81								
97	A	UT Martin	53 67	290	H	Wichita St.	54 48								

Non-Div I Games:

Tennessee Tech

■ Loss, 
■ Non-Conf, 
■ S Site, 
■ H Home 
■ A Away 
N Neutral

Average RPI Win:	122	WON-LOST	WINNING	LAST 10	STRENGTH OF	OPP. STRENGTH	TEAM	ADJ.	CONF.	ADJ CONF.
Average RPI Loss:	3	RECORD	PCT. RANK	GAMES	SCHEDULE	OF SCHEDULE	RPI	RPI	RPI	RPI
DIV. I ONLY	20- 1	5	9- 1	75	4	9	9	3	3	
DIV. I NON-CONF.	11- 0	1	2- 0	184	6	12	12	3	3	
TOTALS	RPI 1-25	RPI 26-50	W-L RECORDS	RPI 51-100	RPI 101-150	RPI 150+				
20- 1	3- 1	4- 0	OVERALL	2- 0	2- 0	9- 0				
11- 1	1- 1	2- 0	HOME	1- 0	1- 0	6- 0				
8- 0	2- 0	2- 0	AWAY	1- 0	0- 0	3- 0				
1- 0	0- 0	0- 0	NEUTRAL	0- 0	1- 0	0- 0				
11- 0	2- 0	1- 0	NON-CONFERENCE	0- 0	1- 0	7- 0				
7- 0	1- 0	1- 0	HOME	0- 0	0- 0	5- 0				
3- 0	1- 0	0- 0	AWAY	0- 0	0- 0	2- 0				
1- 0	0- 0	0- 0	NEUTRAL	0- 0	1- 0	0- 0				
9- 1	1- 1	3- 0	CONFERENCE	2- 0	1- 0	2- 0				
4- 1	0- 1	1- 0	HOME	1- 0	1- 0	1- 0				
5- 0	1- 0	2- 0	AWAY	1- 0	0- 0	1- 0				
0- 0	0- 0	0- 0	NEUTRAL	0- 0	0- 0	0- 0				

RPI 1-25				Team's RPI: 9		RPI 26-50				RPI 51-100				RPI 101+					
RPI	S	Opponent	Score		RPI	S	Opponent	Score		RPI	S	Opponent	Score		RPI	S	Opponent	Score	
3	H	Baylor	67	80	30	H	Oklahoma	83	76	91	H	Iowa St.	75	54	126	H	Texas Tech	86	62
6	H	Stanford	77	69	31	H	Mississippi St.	53	47	93	A	TCU	65	58	134	N	Arkansas	61	50
12	A	Tennessee	64	53	40	A	West Virginia	65	54						156	H	Hampton	79	52
15	A	Oklahoma St.	78	48	46	A	Kansas St.	66	51						162	H	Northwestern St.	86	33
															175	A	Little Rock	66	56
															202	A	Kansas	75	38
															202	H	Kansas	70	46
															204	H	Canisius	92	62
															232	A	Rice	70	47
															236	H	UTSA	90	53
															241	H	Sam Houston St.	83	49
LAST 12 Division I GAMES:																			
46	A	Kansas St.	66	51	15	A	Oklahoma St.	78	48										
202	H	Kansas	70	46	91	H	Iowa St.	75	54										
30	H	Oklahoma	83	76	126	H	Texas Tech	86	62										
93	A	TCU	65	58	40	A	West Virginia	65	54										
3	H	Baylor	67	80	241	H	Sam Houston St.	83	49										
202	A	Kansas	75	38	134	N	Arkansas	61	50										

Non-Div I Games:

Texas

■ Loss, 
 ■ Non-Conf, S Site, 
 ■ Home 
 ■ Away 
 N Neutral

Average RPI Win:	117	WON-LOST	WINNING	LAST 10	STRENGTH OF	OPP. STRENGTH	TEAM	ADJ.	CONF.	ADJ CONF.
Average RPI Loss:	32	RECORD	PCT. RANK	GAMES	SCHEDULE	OF SCHEDULE	RPI	RPI	RPI	RPI
DIV. I ONLY	15- 6	62	7- 3	6	16	16	16	2	2	
DIV. I NON-CONF.	10- 3	61	3- 1	24	15	25	25	2	2	
TOTALS	RPI 1-25	RPI 26-50	W-L RECORDS	RPI 51-100	RPI 101-150	RPI 150+				
15- 6	1- 4	3- 1	OVERALL	2- 0	5- 1	4- 0				
9- 2	1- 1	1- 1	HOME	1- 0	3- 0	3- 0				
3- 2	0- 0	1- 0	AWAY	0- 0	2- 0	0- 0				
3- 2	0- 2	1- 0	NEUTRAL	1- 0	0- 0	1- 0				
10- 3	0- 2	2- 1	NON-CONFERENCE	2- 0	2- 0	4- 0				
6- 1	0- 0	0- 1	HOME	1- 0	2- 0	3- 0				
1- 0	0- 0	1- 0	AWAY	0- 0	0- 0	0- 0				
3- 2	0- 2	1- 0	NEUTRAL	1- 0	0- 0	1- 0				
5- 3	1- 2	1- 0	CONFERENCE	0- 0	3- 1	0- 0				
3- 1	1- 1	1- 0	HOME	0- 0	1- 0	0- 0				
2- 2	0- 1	0- 0	AWAY	0- 0	2- 1	0- 0				
0- 0	0- 0	0- 0	NEUTRAL	0- 0	0- 0	0- 0				

RPI 1-25				RPI 26-50				RPI 51-100				RPI 101+			
RPI	S	Opponent	Score	RPI	S	Opponent	Score	RPI	S	Opponent	Score	RPI	S	Opponent	Score
2	A	South Carolina	58 59	29	H	DePaul	66 80	63	N	California	75 58	112	A	LSU	53 35
2	H	South Carolina	63 70	30	N	Oklahoma	74 68	93	H	TCU	82 78	131	H	Ole Miss	81 58
5	N	Ohio St.	80 95	35	H	Georgia	73 62					134	A	Arkansas	61 67
21	N	BYU	64 72	38	A	Duke	72 66					142	A	Alabama	59 56
24	H	Missouri	81 77									147	H	SMU	67 55
												149	H	Texas St.	87 50
												167	N	Hawaii	82 41
												175	H	Little Rock	69 39
												182	H	Southern U.	88 47
												271	H	Prairie View	88 30
LAST 12 Division I GAMES:															
2	H	South Carolina	63 70	134	A	Arkansas	61 67								
142	A	Alabama	59 56	35	H	Georgia	73 62								
24	H	Missouri	81 77	271	H	Prairie View	88 30								
2	A	South Carolina	58 59	175	H	Little Rock	69 39								
131	H	Ole Miss	81 58	30	N	Oklahoma	74 68								
112	A	LSU	53 35	29	H	DePaul	66 80								

Non-Div I Games:

Texas A&amp;M



Average RPI Win: 289				WON-LOST	WINNING	LAST 10	STRENGTH OF		OPP. STRENGTH	TEAM	ADJ.	CONF.	ADJ CONF.
Average RPI Loss: 191				RECORD	PCT. RANK	GAMES	SCHEDULE	OF SCHEDULE	RPI	RPI	RPI	RPI	RPI
DIV. I ONLY				12- 7	102	9- 1	349	260	254	254	32	32	
DIV. I NON-CONF.				4- 6	201	3- 0	347	77	297	297	31	31	
TOTALS		RPI 1-25		RPI 26-50		W-L RECORDS		RPI 51-100		RPI 101-150		RPI 150+	
12- 7	0- 1			0- 0	OVERALL		0- 0	0- 1		12- 5			
6- 2	0- 0			0- 0	HOME		0- 0	0- 0		6- 2			
5- 5	0- 1			0- 0	AWAY		0- 0	0- 1		5- 3			
1- 0	0- 0			0- 0	NEUTRAL		0- 0	0- 0		1- 0			
4- 6	0- 1			0- 0	NON-CONFERENCE		0- 0	0- 1		4- 4			
1- 2	0- 0			0- 0	HOME		0- 0	0- 0		1- 2			
2- 4	0- 1			0- 0	AWAY		0- 0	0- 1		2- 2			
1- 0	0- 0			0- 0	NEUTRAL		0- 0	0- 0		1- 0			
8- 1	0- 0			0- 0	CONFERENCE		0- 0	0- 0		8- 1			
5- 0	0- 0			0- 0	HOME		0- 0	0- 0		5- 0			
3- 1	0- 0			0- 0	AWAY		0- 0	0- 0		3- 1			
0- 0	0- 0			0- 0	NEUTRAL		0- 0	0- 0		0- 0			

RPI 1-25				RPI 26-50				RPI 51-100				RPI 101+ Team's RPI: 254			
RPI	S	Opponent	Score	RPI	S	Opponent	Score	RPI	S	Opponent	Score	RPI	S	Opponent	Score
15	A	Oklahoma St.	52 87									112	A	LSU	36 86
												182	H	Southern U.	59 45
												202	A	Kansas	65 72
												216	A	Grambling	62 50
												225	H	Houston Baptist	65 77
												232	A	Rice	69 66
												236	A	UTSA	59 44
												241	H	Sam Houston St.	51 53
												250	A	Tennessee St.	56 72
												271	H	Prairie View	72 65
												293	A	Alabama St.	51 57
												324	A	Jackson St.	62 36
												327	N	Lipscomb	66 62
												328	H	Alcorn	68 39
												330	H	Ark.-Pine Bluff	57 30
												333	H	A&M-Corpus Christi	51 43
												344	A	Alabama A&M	57 38
												345	H	Mississippi Val.	76 38
LAST 12 Division I GAMES:															
				344	A	Alabama A&M	57 38					271	H	Prairie View	72 65
				293	A	Alabama St.	51 57					328	H	Alcorn	68 39
				330	H	Ark.-Pine Bluff	57 30					182	H	Southern U.	59 45
				345	H	Mississippi Val.	76 38					236	A	UTSA	59 44
				216	A	Grambling	62 50					232	A	Rice	69 66
				324	A	Jackson St.	62 36					333	H	A&M-Corpus Christi	51 43

Non-Div I Games:

Texas Southern

Loss, Non-Conf, S Site, H Home A Away N Neutral

Average RPI Win:	211	WON-LOST	WINNING	LAST 10	STRENGTH OF	OPP. STRENGTH	TEAM	ADJ.	CONF.	ADJ CONF.
Average RPI Loss:	118	RECORD	PCT. RANK	GAMES	SCHEDULE	OF SCHEDULE	RPI	RPI	RPI	RPI
DIV. I ONLY	8- 9	191	5- 5	120	143	149	149	16	16	
DIV. I NON-CONF.	3- 5	218	1- 1	54	29	140	140	14	14	
TOTALS	RPI 1-25	RPI 26-50	W-L RECORDS	RPI 51-100	RPI 101-150	RPI 150+				
8- 9	0- 2	0- 1	OVERALL	0- 2	1- 1	7- 3				
5- 1	0- 0	0- 0	HOME	0- 1	0- 0	5- 0				
3- 5	0- 2	0- 0	AWAY	0- 0	1- 0	2- 3				
0- 3	0- 0	0- 1	NEUTRAL	0- 1	0- 1	0- 0				
3- 5	0- 2	0- 1	NON-CONFERENCE	0- 1	0- 1	3- 0				
2- 0	0- 0	0- 0	HOME	0- 0	0- 0	2- 0				
1- 2	0- 2	0- 0	AWAY	0- 0	0- 0	1- 0				
0- 3	0- 0	0- 1	NEUTRAL	0- 1	0- 1	0- 0				
5- 4	0- 0	0- 0	CONFERENCE	0- 1	1- 0	4- 3				
3- 1	0- 0	0- 0	HOME	0- 1	0- 0	3- 0				
2- 3	0- 0	0- 0	AWAY	0- 0	1- 0	1- 3				
0- 0	0- 0	0- 0	NEUTRAL	0- 0	0- 0	0- 0				

RPI 1-25				RPI 26-50				RPI 51-100				RPI 101+ Team's RPI: 149			
RPI	S	Opponent	Score	RPI	S	Opponent	Score	RPI	S	Opponent	Score	RPI	S	Opponent	Score
16	A	Texas A&M	50 87	38	N	Duke	34 85	55	H	Arkansas St.	59 74	111	A	La.-Lafayette	46 42
24	A	Missouri	56 82					91	N	Iowa St.	61 83	117	N	Idaho	55 75
												175	H	Little Rock	67 57
												190	H	North Texas	64 62
												198	A	Troy	79 112
												219	A	South Ala.	73 71
												225	A	Houston Baptist	71 66
												236	H	UTSA	72 64
												256	A	Appalachian St.	71 90
												260	H	Georgia St.	80 71
												268	A	La.-Monroe	59 63
												273	H	Ga. Southern	61 56
LAST 12 Division I GAMES:															
268	A	La.-Monroe	59 63	256	A	Appalachian St.	71 90								
111	A	La.-Lafayette	46 42	260	H	Georgia St.	80 71								
55	H	Arkansas St.	59 74	273	H	Ga. Southern	61 56								
175	H	Little Rock	67 57	24	A	Missouri	56 82								
198	A	Troy	79 112	225	A	Houston Baptist	71 66								
219	A	South Ala.	73 71	236	H	UTSA	72 64								

Non-Div I Games: Tex. A&amp;M-Commerce 80 60 St. Edward's 52 44

Texas St.

■ Loss, 
 ■ Non-Conf, 
 ■ S Site, 
 ■ Home 
 ■ A Away 
 N Neutral

Average RPI Win:	202	WON-LOST	WINNING	LAST 10	STRENGTH OF	OPP. STRENGTH	TEAM	ADJ.	CONF.	ADJ CONF.
Average RPI Loss:	42	RECORD	PCT. RANK	GAMES	SCHEDULE	OF SCHEDULE	RPI	RPI	RPI	RPI
DIV. I ONLY	11- 11	165	2- 8	51	63	126	126	3	3	
DIV. I NON-CONF.	9- 2	37	1- 0	200	227	90	90	3	3	
TOTALS	RPI 1-25	RPI 26-50	W-L RECORDS	RPI 51-100	RPI 101-150	RPI 150+				
11- 11	0- 4	1- 4	OVERALL	1- 3	1- 0	8- 0				
10- 4	0- 1	1- 2	HOME	1- 1	1- 0	7- 0				
0- 6	0- 0	0- 0	AWAY	0- 0	0- 0	0- 0				
1- 1	0- 1	0- 0	NEUTRAL	0- 0	0- 0	1- 0				
9- 2	0- 1	1- 0	NON-CONFERENCE	0- 1	1- 0	7- 0				
8- 0	0- 0	1- 0	HOME	0- 0	1- 0	6- 0				
0- 1	0- 0	0- 0	AWAY	0- 1	0- 0	0- 0				
1- 1	0- 1	0- 0	NEUTRAL	0- 0	0- 0	1- 0				
2- 9	0- 3	0- 4	CONFERENCE	1- 2	0- 0	1- 0				
2- 4	0- 1	0- 2	HOME	1- 1	0- 0	1- 0				
0- 5	0- 2	0- 2	AWAY	0- 1	0- 0	0- 0				
0- 0	0- 0	0- 0	NEUTRAL	0- 0	0- 0	0- 0				

RPI 1-25				RPI 26-50				RPI 51-100				RPI 101+ Team's RPI: 126			
RPI	S	Opponent	Score	RPI	S	Opponent	Score	RPI	S	Opponent	Score	RPI	S	Opponent	Score
3	A	Baylor	43 69	30	A	Oklahoma	53 92	72	A	Santa Clara	70 75	117	H	Idaho	78 62
9	A	Texas	62 86	40	A	West Virginia	57 79	91	H	Iowa St.	69 66	152	H	Idaho St.	79 64
15	H	Oklahoma St.	46 69	40	H	West Virginia	42 69	93	A	TCU	48 69	160	N	Fordham	62 48
19	N	Washington	73 77	45	H	Abilene Christian	71 65	93	H	TCU	69 78	202	H	Kansas	54 44
				46	H	Kansas St.	53 65					216	H	Grambling	70 55
												286	H	Niagara	79 45
												312	H	Incarnate Word	70 55
												315	H	Southeastern La.	113 51
												330	H	Ark.-Pine Bluff	84 40
LAST 12 Division I GAMES:															
40	H	West Virginia	42 69	93	A	TCU	48 69								
202	H	Kansas	54 44	40	A	West Virginia	57 79								
3	A	Baylor	43 69	15	H	Oklahoma St.	46 69								
46	H	Kansas St.	53 65	9	A	Texas	62 86								
30	A	Oklahoma	53 92	93	H	TCU	69 78								
91	H	Iowa St.	69 66	330	H	Ark.-Pine Bluff	84 40								

Non-Div I Games:

Texas Tech

■ Loss, 
■ Non-Conf, 
■ S Site, 
■ H Home 
■ A Away 
N Neutral

## Texas-Arlington

Through Games Of Feb. 3, 2016

Average RPI Win:	243	WON-LOST	WINNING	LAST 10	STRENGTH OF	OPP. STRENGTH	TEAM	ADJ.	CONF.	ADJ CONF.
Average RPI Loss:	117	RECORD	PCT. RANK	GAMES	SCHEDULE	OF SCHEDULE	RPI	RPI	RPI	RPI
DIV. I ONLY	7- 11	235	4- 6	88	193	171	171	16	16	
DIV. I NON-CONF.	4- 5	193	2- 1	17	128	97	97	14	14	
TOTALS	RPI 1-25	RPI 26-50	W-L RECORDS	RPI 51-100	RPI 101-150	RPI 150+				
7- 11	0- 2	0- 1	OVERALL	0- 2	0- 2	7- 4				
2- 6	0- 1	0- 0	HOME	0- 2	0- 1	2- 2				
5- 5	0- 1	0- 1	AWAY	0- 0	0- 1	5- 2				
0- 0	0- 0	0- 0	NEUTRAL	0- 0	0- 0	0- 0				
4- 5	0- 2	0- 1	NON-CONFERENCE	0- 1	0- 1	4- 0				
1- 3	0- 1	0- 0	HOME	0- 1	0- 1	1- 0				
3- 2	0- 1	0- 1	AWAY	0- 0	0- 0	3- 0				
0- 0	0- 0	0- 0	NEUTRAL	0- 0	0- 0	0- 0				
3- 6	0- 0	0- 0	CONFERENCE	0- 1	0- 1	3- 4				
1- 3	0- 0	0- 0	HOME	0- 1	0- 0	1- 2				
2- 3	0- 0	0- 0	AWAY	0- 0	0- 1	2- 2				
0- 0	0- 0	0- 0	NEUTRAL	0- 0	0- 0	0- 0				

RPI 1-25				RPI 26-50				RPI 51-100				RPI 101+ Team's RPI: 171			
RPI	S	Opponent	Score	RPI	S	Opponent	Score	RPI	S	Opponent	Score	RPI	S	Opponent	Score
3	A	Baylor	20 62	46	A	Kansas St.	41 61	52	H	Western Ky.	64 73	111	A	La.-Lafayette	52 63
18	H	Seton Hall	54 61					55	H	Arkansas St.	71 78	150	H	McNeese St.	57 63
												175	H	Little Rock	55 59
												178	H	Jacksonville	56 54
												198	A	Troy	71 88
												219	A	South Ala.	55 59
												225	A	Houston Baptist	64 40
												236	A	UTSA	51 47
												256	A	Appalachian St.	76 45
												260	H	Georgia St.	63 68
												262	A	Stephen F. Austin	67 63
												268	A	La.-Monroe	60 50
												273	H	Ga. Southern	70 31
LAST 12 Division I GAMES:															
111	A	La.-Lafayette	52 63	256	A	Appalachian St.	76 45	273	H	Ga. Southern	70 31				
268	A	La.-Monroe	60 50	260	H	Georgia St.	63 68	236	A	UTSA	51 47				
175	H	Little Rock	55 59	225	A	Houston Baptist	64 40	52	H	Western Ky.	64 73				
55	H	Arkansas St.	71 78												
219	A	South Ala.	55 59												
198	A	Troy	71 88												

Non-Div I Games: Missouri Valley 96 30

Texas-Arlington

■ Loss, 
 ■ Non-Conf, 
 ■ S Site, 
 ■ H Home 
 ■ A Away 
 N Neutral

Average RPI Win:	227	WON-LOST	WINNING	LAST 10	STRENGTH OF	OPP. STRENGTH	TEAM	ADJ.	CONF.	ADJ CONF.
Average RPI Loss:	73	RECORD	PCT. RANK	GAMES	SCHEDULE	OF SCHEDULE	RPI	RPI	RPI	RPI
DIV. I ONLY	11- 9	145	7- 3	88	135	106	106	12	12	
DIV. I NON-CONF.	5- 6	180	3- 0	52	97	130	130	13	13	
TOTALS	RPI 1-25	RPI 26-50	W-L RECORDS	RPI 51-100	RPI 101-150	RPI 150+				
11- 9	0- 1	0- 3	OVERALL	1- 2	2- 3	8- 0				
6- 2	0- 0	0- 1	HOME	0- 1	1- 0	5- 0				
3- 5	0- 0	0- 0	AWAY	0- 0	1- 0	2- 0				
2- 2	0- 0	0- 1	NEUTRAL	1- 0	0- 1	1- 0				
5- 6	0- 1	0- 3	NON-CONFERENCE	1- 1	0- 1	4- 0				
2- 2	0- 0	0- 1	HOME	0- 1	0- 0	2- 0				
1- 2	0- 1	0- 1	AWAY	0- 0	0- 0	1- 0				
2- 2	0- 0	0- 1	NEUTRAL	1- 0	0- 1	1- 0				
6- 3	0- 0	0- 0	CONFERENCE	0- 1	2- 2	4- 0				
4- 0	0- 0	0- 0	HOME	0- 0	1- 0	3- 0				
2- 3	0- 0	0- 0	AWAY	0- 1	1- 2	1- 0				
0- 0	0- 0	0- 0	NEUTRAL	0- 0	0- 0	0- 0				

RPI 1-25				RPI 26-50				RPI 51-100				RPI 101+ Team's RPI: 106			
RPI	S	Opponent	Score	RPI	S	Opponent	Score	RPI	S	Opponent	Score	RPI	S	Opponent	Score
1	A	Notre Dame	39 74	33	A	St. Bonaventure	63 74	57	A	Ball St.	69 75	105	A	Akron	71 81
				47	N	Albany (NY)	55 63	95	H	Arizona	59 62	119	A	Eastern Mich.	41 59
				50	H	Dayton	57 83	96	N	VCU	80 61	126	A	Western Mich.	80 68
												126	H	Western Mich.	80 73
												146	N	Harvard	70 76
												208	A	Ill.-Chicago	60 51
												234	H	Bowling Green	75 61
												235	N	Columbia	88 75
												242	A	Miami (OH)	55 50
												264	H	Northern Ill.	66 59
												301	H	Cleveland St.	66 53
												330	H	Ark.-Pine Bluff	74 47
												331	H	Kent St.	73 67
LAST 12 Division I GAMES:															
126	A	Western Mich.	80 68	126	H	Western Mich.	80 73	331	H	Kent St.	73 67				
234	H	Bowling Green	75 61	331	H	Kent St.	73 67	57	A	Ball St.	69 75				
119	A	Eastern Mich.	41 59	57	A	Ball St.	69 75	330	H	Ark.-Pine Bluff	74 47				
105	A	Akron	71 81	330	H	Ark.-Pine Bluff	74 47	208	A	Ill.-Chicago	60 51				
264	H	Northern Ill.	66 59	208	A	Ill.-Chicago	60 51	301	H	Cleveland St.	66 53				
242	A	Miami (OH)	55 50	301	H	Cleveland St.	66 53								

Non-Div I Games:

Toledo

Average RPI Win:	197	WON-LOST	WINNING	LAST 10	STRENGTH OF	OPP. STRENGTH	TEAM	ADJ.	CONF.	ADJ CONF.
Average RPI Loss:	178	RECORD	PCT. RANK	GAMES	SCHEDULE	OF SCHEDULE	RPI	RPI	RPI	RPI
DIV. I ONLY	5- 15	289	3- 7	233	216	283	283	13	13	
DIV. I NON-CONF.	3- 8	258	1- 2	272	287	302	302	12	12	
TOTALS	RPI 1-25	RPI 26-50	W-L RECORDS	RPI 51-100	RPI 101-150	RPI 150+				
5- 15	0- 0	0- 0	OVERALL	1- 4	0- 1	4- 10				
3- 5	0- 0	0- 0	HOME	1- 2	0- 0	2- 3				
1- 10	0- 0	0- 0	AWAY	0- 2	0- 1	1- 7				
1- 0	0- 0	0- 0	NEUTRAL	0- 0	0- 0	1- 0				
3- 8	0- 0	0- 0	NON-CONFERENCE	0- 2	0- 1	3- 5				
2- 2	0- 0	0- 0	HOME	0- 1	0- 0	2- 1				
0- 6	0- 0	0- 0	AWAY	0- 1	0- 1	0- 4				
1- 0	0- 0	0- 0	NEUTRAL	0- 0	0- 0	1- 0				
2- 7	0- 0	0- 0	CONFERENCE	1- 2	0- 0	1- 5				
1- 3	0- 0	0- 0	HOME	1- 1	0- 0	0- 2				
1- 4	0- 0	0- 0	AWAY	0- 1	0- 0	1- 3				
0- 0	0- 0	0- 0	NEUTRAL	0- 0	0- 0	0- 0				

RPI 1-25				RPI 26-50				RPI 51-100				RPI 101+				Team's RPI: 283	
RPI	S	Opponent	Score	RPI	S	Opponent	Score	RPI	S	Opponent	Score	RPI	S	Opponent	Score		
								65	H	James Madison	57	64	108	A	Minnesota	86	105
								66	A	Hofstra	60	64	166	A	Col. of Charleston	55	67
								67	H	Auburn	52	74	184	H	UMBC	61	51
								79	H	Elon	85	78	185	A	Cornell	60	88
								100	A	Georgetown	46	82	186	A	George Mason	76	88
													192	H	William & Mary	54	73
													195	A	Delaware	64	69
													200	A	Northeastern	72	71
													227	N	Western Ill.	83	77
													231	H	Coppin St.	69	81
													251	A	UNCW	51	53
													251	H	UNCW	49	52
													295	H	UMKC	70	47
													298	A	Rider	72	78
													308	A	North Florida	72	74
LAST 12 Division I GAMES:																	
				166	A	Col. of Charleston	55	67	251	H	UNCW	49	52				
				251	A	UNCW	51	53	192	H	William & Mary	54	73				
				66	A	Hofstra	60	64	200	A	Northeastern	72	71				
				65	H	James Madison	57	64	295	H	UMKC	70	47				
				195	A	Delaware	64	69	100	A	Georgetown	46	82				
				79	H	Elon	85	78	67	H	Auburn	52	74				

Non-Div I Games:

Towson

■ Loss, 
 ■ Non-Conf, 
 ■ S Site, 
 ■ H Home 
 ■ A Away 
 N Neutral

Average RPI Win: 244  
Average RPI Loss: 150

Average RPI Win:	244	WON-LOST	WINNING	LAST 10	STRENGTH OF	OPP. STRENGTH	TEAM	ADJ.	CONF.	ADJ CONF.
Average RPI Loss:	150	RECORD	PCT. RANK	GAMES	SCHEDULE	OF SCHEDULE	RPI	RPI	RPI	RPI
DIV. I ONLY	8- 9	191	5- 5	205	246	198	198	16	16	
DIV. I NON-CONF.	3- 4	197	1- 1	211	320	164	164	14	14	
<hr/>										
TOTALS	RPI 1-25	RPI 26-50		W-L RECORDS	RPI 51-100		RPI 101-150		RPI 150+	
8- 9	0- 0	0- 1		OVERALL	0- 1		1- 3		7- 4	
4- 3	0- 0	0- 0		HOME	0- 1		1- 0		3- 2	
4- 6	0- 0	0- 1		AWAY	0- 0		0- 3		4- 2	
0- 0	0- 0	0- 0		NEUTRAL	0- 0		0- 0		0- 0	
<hr/>										
3- 4	0- 0	0- 1		NON-CONFERENCE	0- 0		0- 2		3- 1	
1- 0	0- 0	0- 0		HOME	0- 0		0- 0		1- 0	
2- 4	0- 0	0- 1		AWAY	0- 0		0- 2		2- 1	
0- 0	0- 0	0- 0		NEUTRAL	0- 0		0- 0		0- 0	
<hr/>										
5- 5	0- 0	0- 0		CONFERENCE	0- 1		1- 1		4- 3	
3- 3	0- 0	0- 0		HOME	0- 1		1- 0		2- 2	
2- 2	0- 0	0- 0		AWAY	0- 0		0- 1		2- 1	
0- 0	0- 0	0- 0		NEUTRAL	0- 0		0- 0		0- 0	

RPI 1-25				RPI 26-50				RPI 51-100				RPI 101+				Team's RPI: 198	
RPI	S	Opponent	Score	RPI	S	Opponent	Score	RPI	S	Opponent	Score	RPI	S	Opponent	Score		
				49	A	Vanderbilt	43 97	55	H	Arkansas St.	81 101	111	A	La.-Lafayette	53 56		
												121	A	Samford	69 73		
												122	A	Belmont	93 102		
												149	H	Texas St.	112 79		
												153	A	UAB	67 89		
												171	H	Texas-Arlington	88 71		
												175	H	Little Rock	78 71		
												219	H	South Ala.	71 75		
												256	H	Appalachian St.	81 96		
												260	A	Georgia St.	97 90		
												268	A	La.-Monroe	73 77		
												273	A	Ga. Southern	81 66		
												293	A	Alabama St.	73 59		
												315	A	Southeastern La.	100 90		
												319	H	Nicholls St.	104 51		
LAST 12 Division I GAMES:																	
				256	H	Appalachian St.	81 96	273	A	Ga. Southern	81 66						
				219	H	South Ala.	71 75	260	A	Georgia St.	97 90						
				111	A	La.-Lafayette	53 56	175	H	Little Rock	78 71						
				268	A	La.-Monroe	73 77	55	H	Arkansas St.	81 101						
				149	H	Texas St.	112 79	315	A	Southeastern La.	100 90						
				171	H	Texas-Arlington	88 71	153	A	UAB	67 89						

Non-Div I Games:	West Ala.	103	72	Fort Valley St.	118	72
------------------	-----------	-----	----	-----------------	-----	----

Troy

Loss, Non-Conf, S Site, H Home A Away N Neutral

Average RPI Win:	181	WON-LOST	WINNING	LAST 10	STRENGTH OF	OPP. STRENGTH	TEAM	ADJ.	CONF.	ADJ CONF.
Average RPI Loss:	45	RECORD	PCT. RANK	GAMES	SCHEDULE	OF SCHEDULE	RPI	RPI	RPI	RPI
DIV. I ONLY	15- 7	79	6- 4	84	78	78	78	9	9	
DIV. I NON-CONF.	9- 3	69	2- 0	53	91	46	46	7	7	
TOTALS	RPI 1-25	RPI 26-50	W-L RECORDS	RPI 51-100	RPI 101-150	RPI 150+				
15- 7	0- 3	0- 2	OVERALL	2- 1	4- 1	9- 0				
10- 3	0- 1	0- 1	HOME	1- 1	2- 0	7- 0				
4- 2	0- 1	0- 0	AWAY	0- 0	2- 1	2- 0				
1- 2	0- 1	0- 1	NEUTRAL	1- 0	0- 0	0- 0				
9- 3	0- 2	0- 1	NON-CONFERENCE	2- 0	3- 0	4- 0				
7- 0	0- 0	0- 0	HOME	1- 0	2- 0	4- 0				
1- 1	0- 1	0- 0	AWAY	0- 0	1- 0	0- 0				
1- 2	0- 1	0- 1	NEUTRAL	1- 0	0- 0	0- 0				
6- 4	0- 1	0- 1	CONFERENCE	0- 1	1- 1	5- 0				
3- 3	0- 1	0- 1	HOME	0- 1	0- 0	3- 0				
3- 1	0- 0	0- 0	AWAY	0- 0	1- 1	2- 0				
0- 0	0- 0	0- 0	NEUTRAL	0- 0	0- 0	0- 0				

RPI 1-25				RPI 26-50				RPI 51-100				RPI 101+			
RPI	S	Opponent	Score	RPI	S	Opponent	Score	RPI	S	Opponent	Score	RPI	S	Opponent	Score
4	H	UConn	38 96	39	N	Rutgers	51 75	70	H	Temple	54 72	112	H	LSU	67 63
11	A	Florida St.	72 78	41	H	South Fla.	67 71	85	H	Saint Louis	66 58	128	A	Memphis	67 83
23	N	Green Bay	58 79					89	N	Virginia	67 62	131	A	Ole Miss	61 59
												147	A	SMU	54 42
												150	H	McNeese St.	74 55
												175	H	Little Rock	69 53
												177	A	East Carolina	66 51
												177	H	East Carolina	78 73
												182	H	Southern U.	77 48
												189	A	Tulsa	71 47
												238	H	Houston	70 48
												252	H	UCF	75 54
												288	H	UNCG	74 53
												324	H	Jackson St.	92 49
LAST 12 Division I GAMES:															
4	H	UConn	38 96	252	H	UCF	75 54								
70	H	Temple	54 72	177	A	East Carolina	66 51								
177	H	East Carolina	78 73	128	A	Memphis	67 83								
147	A	SMU	54 42	238	H	Houston	70 48								
189	A	Tulsa	71 47	85	H	Saint Louis	66 58								
41	H	South Fla.	67 71	288	H	UNCG	74 53								

Non-Div I Games:

Tulane



## Tulsa

Through Games Of Feb. 3, 2016

Average RPI Win:	174	WON-LOST	WINNING	LAST 10	STRENGTH OF	OPP. STRENGTH	TEAM	ADJ.	CONF.	ADJ CONF.
Average RPI Loss:	114	RECORD	PCT. RANK	GAMES	SCHEDULE	OF SCHEDULE	RPI	RPI	RPI	RPI
DIV. I ONLY	8- 15	255	3- 7	99	69	189	189	9	9	
DIV. I NON-CONF.	3- 8	258	0- 0	129	82	220	220	7	7	
TOTALS	RPI 1-25	RPI 26-50	W-L RECORDS	RPI 51-100	RPI 101-150	RPI 150+				
8- 15	0- 2	0- 2	OVERALL	0- 3	3- 3	5- 5				
3- 8	0- 1	0- 2	HOME	0- 1	1- 1	2- 3				
5- 5	0- 1	0- 0	AWAY	0- 2	2- 1	3- 1				
0- 2	0- 0	0- 0	NEUTRAL	0- 0	0- 1	0- 1				
3- 8	0- 0	0- 2	NON-CONFERENCE	0- 1	1- 2	2- 3				
1- 4	0- 0	0- 2	HOME	0- 0	0- 0	1- 2				
2- 2	0- 0	0- 0	AWAY	0- 1	1- 1	1- 0				
0- 2	0- 0	0- 0	NEUTRAL	0- 0	0- 1	0- 1				
5- 7	0- 2	0- 0	CONFERENCE	0- 2	2- 1	3- 2				
2- 4	0- 1	0- 0	HOME	0- 1	1- 1	1- 1				
3- 3	0- 1	0- 0	AWAY	0- 1	1- 0	2- 1				
0- 0	0- 0	0- 0	NEUTRAL	0- 0	0- 0	0- 0				

RPI S Opponent	Score	RPI S Opponent	Score	RPI S Opponent	Score	RPI S Opponent	Score	Team's RPI: 189
4 A UConn	35 95	30 H Oklahoma	62 75	70 A Temple	46 66	102 N Drake	80 91	
4 H UConn	30 94	46 H Kansas St.	67 75	78 H Tulane	47 71	114 A UNI	59 75	
				85 A Saint Louis	73 82	128 A Memphis	65 59	
						128 H Memphis	58 69	
						134 A Arkansas	74 67	
						147 H SMU	56 54	
						154 H Oral Roberts	53 59	
						175 A Little Rock	74 63	
						177 A East Carolina	55 54	
						177 H East Carolina	81 79	
						186 N George Mason	63 64	
						211 H Cincinnati	53 55	
						216 H Grambling	79 51	
						238 A Houston	79 62	
						243 H Indiana St.	63 67	
						252 A UCF	74 75	
LAST 12 Division I GAMES:								
177 A East Carolina	55 54	211 H Cincinnati	53 55					
252 A UCF	74 75	128 A Memphis	65 59					
4 H UConn	30 94	70 A Temple	46 66					
128 H Memphis	58 69	4 A UConn	35 95					
238 A Houston	79 62	147 H SMU	56 54					
78 H Tulane	47 71	177 H East Carolina	81 79					

Non-Div I Games:

Tulsa

  Loss, 
  Non-Conf, 
  S Site, 
  H Home 
  A Away 
N Neutral

Average RPI Win:	225	WON-LOST	WINNING	LAST 10	STRENGTH OF	OPP. STRENGTH	TEAM	ADJ.	CONF.	ADJ CONF.
Average RPI Loss:	99	RECORD	PCT. RANK	GAMES	SCHEDULE	OF SCHEDULE	RPI	RPI	RPI	RPI
DIV. I ONLY	10- 10	165	4- 6	133	155	153	153	11	11	
DIV. I NON-CONF.	7- 4	110	3- 0	209	246	131	131	10	10	
TOTALS	RPI 1-25	RPI 26-50	W-L RECORDS	RPI 51-100	RPI 101-150	RPI 150+				
10- 10	0- 1	0- 2	OVERALL	1- 3	1- 1	8- 3				
7- 2	0- 0	0- 0	HOME	1- 1	1- 0	5- 1				
2- 7	0- 1	0- 1	AWAY	0- 2	0- 1	2- 2				
1- 1	0- 0	0- 1	NEUTRAL	0- 0	0- 0	1- 0				
7- 4	0- 1	0- 1	NON-CONFERENCE	0- 1	1- 1	6- 0				
5- 0	0- 0	0- 0	HOME	0- 0	1- 0	4- 0				
1- 3	0- 1	0- 0	AWAY	0- 1	0- 1	1- 0				
1- 1	0- 0	0- 1	NEUTRAL	0- 0	0- 0	1- 0				
3- 6	0- 0	0- 1	CONFERENCE	1- 2	0- 0	2- 3				
2- 2	0- 0	0- 0	HOME	1- 1	0- 0	1- 1				
1- 4	0- 0	0- 1	AWAY	0- 1	0- 0	1- 2				
0- 0	0- 0	0- 0	NEUTRAL	0- 0	0- 0	0- 0				

RPI 1-25				RPI 26-50				RPI 51-100				RPI 101+ Team's RPI: 153			
RPI	S	Opponent	Score	RPI	S	Opponent	Score	RPI	S	Opponent	Score	RPI	S	Opponent	Score
11	A	Florida St.	44 84	27	A	UTEP	54 62	52	H	Western Ky.	49 63	121	H	Samford	61 41
				36	N	North Carolina St.	56 67	67	A	Auburn	71 85	122	A	Belmont	62 63
								76	A	Middle Tenn.	40 68	169	H	Marshall	61 64
								87	H	Charlotte	75 57	174	H	Old Dominion	58 55
												190	A	North Texas	51 53
												198	H	Troy	89 67
												219	A	South Ala.	53 39
												232	A	Rice	64 55
												236	A	UTSA	52 54
												239	N	High Point	56 46
												307	H	South Carolina St.	71 38
												330	H	Ark.-Pine Bluff	82 32
												345	H	Mississippi Val.	80 33
LAST 12 Division I GAMES:															
169	H	Marshall	61 64	27	A	UTEP	54 62	236	A	UTSA	52 54	121	H	Samford	61 41
52	H	Western Ky.	49 63	76	A	Middle Tenn.	40 68	198	H	Troy	89 67	307	H	South Carolina St.	71 38
190	A	North Texas	51 53	121	H	Samford	61 41	219	A	South Ala.	53 39	330	H	Ark.-Pine Bluff	82 32
232	A	Rice	64 55	198	H	Troy	89 67					345	H	Mississippi Val.	80 33
87	H	Charlotte	75 57												
174	H	Old Dominion	58 55												

Non-Div I Games:

UAB

■ Loss, 
 ■ Non-Conf, 
 S Site, 
 ■ Home 
 ■ Away 
 N Neutral

Average RPI Win:	245	WON-LOST	WINNING	LAST 10	STRENGTH OF	OPP. STRENGTH	TEAM	ADJ.	CONF.	ADJ CONF.
Average RPI Loss:	145	RECORD	PCT. RANK	GAMES	SCHEDULE	OF SCHEDULE	RPI	RPI	RPI	RPI
DIV. I ONLY	11- 8	128	6- 4	301	168	201	201	22	22	
DIV. I NON-CONF.	6- 6	160	1- 4	294	93	205	205	22	22	
TOTALS	RPI 1-25	RPI 26-50	W-L RECORDS	RPI 51-100	RPI 101-150	RPI 150+				
11- 8	0- 1	0- 1	OVERALL	1- 1	0- 2	10- 3				
4- 4	0- 1	0- 0	HOME	0- 0	0- 2	4- 1				
7- 2	0- 0	0- 0	AWAY	1- 1	0- 0	6- 1				
0- 2	0- 0	0- 1	NEUTRAL	0- 0	0- 0	0- 1				
6- 6	0- 1	0- 1	NON-CONFERENCE	1- 1	0- 1	5- 2				
1- 3	0- 1	0- 0	HOME	0- 0	0- 1	1- 1				
5- 1	0- 0	0- 0	AWAY	1- 1	0- 0	4- 0				
0- 2	0- 0	0- 1	NEUTRAL	0- 0	0- 0	0- 1				
5- 2	0- 0	0- 0	CONFERENCE	0- 0	0- 1	5- 1				
3- 1	0- 0	0- 0	HOME	0- 0	0- 1	3- 0				
2- 1	0- 0	0- 0	AWAY	0- 0	0- 0	2- 1				
0- 0	0- 0	0- 0	NEUTRAL	0- 0	0- 0	0- 0				

RPI 1-25				RPI 26-50				RPI 51-100				RPI 101+ Team's RPI: 201			
RPI	S	Opponent	Score	RPI	S	Opponent	Score	RPI	S	Opponent	Score	RPI	S	Opponent	Score
6	H	Stanford	45 74	47	N	Albany (NY)	70 80	53	A	St. Mary's (CA)	78 71	133	H	Long Beach St.	62 75
								68	A	Utah	58 88	138	H	Pacific	53 66
												167	H	Hawaii	60 58
												176	A	Cal Poly	75 57
												205	H	Sacramento St.	77 92
												224	A	Utah Valley	59 55
												259	A	UC Santa Barbara	59 66
												259	H	UC Santa Barbara	80 51
												269	A	Portland	72 47
												274	A	San Diego St.	65 54
												284	A	CSUN	75 52
												305	N	Florida A&M	58 61
												320	H	UC Irvine	74 61
												322	A	Portland St.	82 70
												343	H	Air Force	66 40
LAST 12 Division I GAMES:															
259	H	UC Santa Barbara	80 51	284	A	CSUN	75 52								
133	H	Long Beach St.	62 75	224	A	Utah Valley	59 55								
176	A	Cal Poly	75 57	68	A	Utah	58 88								
259	A	UC Santa Barbara	59 66	305	N	Florida A&M	58 61								
320	H	UC Irvine	74 61	47	N	Albany (NY)	70 80								
167	H	Hawaii	60 58	205	H	Sacramento St.	77 92								

Non-Div I Games: Cal St. Monterey Ba91 36

UC Davis

Average RPI Win:	331	WON-LOST	WINNING	LAST 10	STRENGTH OF	OPP. STRENGTH	TEAM	ADJ.	CONF.	ADJ CONF.
Average RPI Loss:	162	RECORD	PCT. RANK	GAMES	SCHEDULE	OF SCHEDULE	RPI	RPI	RPI	RPI
DIV. I ONLY	3- 18	330	1- 9	269	164	320	320	22	22	
DIV. I NON-CONF.	2- 11	306	0- 4	289	86	322	322	22	22	
TOTALS	RPI 1-25	RPI 26-50	W-L RECORDS	RPI 51-100	RPI 101-150	RPI 150+				
3- 18	0- 1	0- 3	OVERALL	0- 1	0- 1	3- 12				
1- 7	0- 0	0- 1	HOME	0- 0	0- 1	1- 5				
2- 10	0- 0	0- 0	AWAY	0- 0	0- 0	2- 1				
0- 1	0- 0	0- 1	NEUTRAL	0- 0	0- 0	0- 0				
2- 11	0- 1	0- 3	NON-CONFERENCE	0- 0	0- 0	2- 7				
1- 3	0- 0	0- 1	HOME	0- 0	0- 0	1- 2				
1- 7	0- 1	0- 1	AWAY	0- 0	0- 0	1- 5				
0- 1	0- 0	0- 1	NEUTRAL	0- 0	0- 0	0- 0				
1- 7	0- 0	0- 0	CONFERENCE	0- 1	0- 1	1- 5				
0- 4	0- 0	0- 0	HOME	0- 0	0- 1	0- 3				
1- 3	0- 0	0- 0	AWAY	0- 1	0- 0	1- 2				
0- 0	0- 0	0- 0	NEUTRAL	0- 0	0- 0	0- 0				

RPI	S	Opponent	Score	RPI	S	Opponent	Score	RPI	S	Opponent	Score	RPI	S	Opponent	Score	Team's RPI: 320
8	A	UCLA	48 83	28	A	Southern California	56 75	64	A	UC Riverside	69 93	133	H	Long Beach St.	65 71	
				42	H	St. John's (NY)	63 85					167	A	Hawaii	35 59	
				48	N	Princeton	42 83					167	H	Hawaii	65 83	
												168	A	UNLV	52 72	
												176	H	Cal Poly	54 72	
												201	A	UC Davis	61 74	
												205	A	Sacramento St.	78 126	
												218	A	San Jose St.	58 79	
												230	H	Grand Canyon	53 58	
												244	A	Loyola Marymount	50 95	
												261	H	Northern Ariz.	55 71	
												266	A	CSU Bakersfield	39 65	
												284	H	CSUN	64 83	
												316	H	Nevada	68 64	
												335	A	Southern Utah	63 58	
												341	A	Cal St. Fullerton	62 58	
LAST 12 Division I GAMES:																
167	A	Hawaii	35 59	176	H	Cal Poly	54 72									
284	H	CSUN	64 83	64	A	UC Riverside	69 93									
341	A	Cal St. Fullerton	62 58	266	A	CSU Bakersfield	39 65									
167	H	Hawaii	65 83	28	A	Southern California	56 75									
133	H	Long Beach St.	65 71	205	A	Sacramento St.	78 126									
201	A	UC Davis	61 74	218	A	San Jose St.	58 79									

Non-Div I Games: San Diego Christian78 49

UC Irvine

■ Loss, 
 ■ Non-Conf, S Site, 
 ■ Home 
 ■ Away 
 N Neutral

## UC Riverside

Through Games Of Feb. 3, 2016

Average RPI Win:	221	WON-LOST	WINNING	LAST 10	STRENGTH OF	OPP. STRENGTH	TEAM	ADJ.	CONF.	ADJ CONF.
Average RPI Loss:	46	RECORD	PCT. RANK	GAMES	SCHEDULE	OF SCHEDULE	RPI	RPI	RPI	RPI
DIV. I ONLY	13- 7	90	8- 2	94	134	64	64	22	22	
DIV. I NON-CONF.	7- 7	160	3- 3	66	67	89	89	22	22	
TOTALS	RPI 1-25	RPI 26-50	W-L RECORDS	RPI 51-100	RPI 101-150	RPI 150+				
13- 7	0- 3	0- 1	OVERALL	0- 2	2- 1	11- 0				
6- 1	0- 1	0- 0	HOME	0- 0	1- 0	5- 0				
6- 6	0- 2	0- 1	AWAY	0- 2	1- 1	5- 0				
1- 0	0- 0	0- 0	NEUTRAL	0- 0	0- 0	1- 0				
7- 7	0- 3	0- 1	NON-CONFERENCE	0- 2	1- 1	6- 0				
3- 1	0- 1	0- 0	HOME	0- 0	1- 0	2- 0				
3- 6	0- 2	0- 1	AWAY	0- 2	0- 1	3- 0				
1- 0	0- 0	0- 0	NEUTRAL	0- 0	0- 0	1- 0				
6- 0	0- 0	0- 0	CONFERENCE	0- 0	1- 0	5- 0				
3- 0	0- 0	0- 0	HOME	0- 0	0- 0	3- 0				
3- 0	0- 0	0- 0	AWAY	0- 0	1- 0	2- 0				
0- 0	0- 0	0- 0	NEUTRAL	0- 0	0- 0	0- 0				

RPI 1-25				RPI 26-50				RPI 51-100				Team's RPI: 64	RPI 101+			
RPI	S	Opponent	Score	RPI	S	Opponent	Score	RPI	S	Opponent	Score		RPI	S	Opponent	Score
7	A	Oregon St.	65 86	27	A	UTEP	57 68	63	A	California	58 64		115	A	San Francisco	76 88
8	H	UCLA	56 70					81	A	Oregon	81 95		133	A	Long Beach St.	78 60
19	A	Washington	43 78										140	H	Fresno St.	86 68
													167	A	Hawaii	77 74
													176	H	Cal Poly	93 83
													179	N	Southeast Mo. St.	85 67
													221	A	Seattle	92 70
													230	A	Grand Canyon	85 67
													244	H	Loyola Marymount	80 62
													259	A	UC Santa Barbara	83 53
													259	H	UC Santa Barbara	92 81
													266	H	CSU Bakersfield	81 61
													274	A	San Diego St.	85 68
													320	H	UC Irvine	93 69
LAST 12 Division I GAMES:																
176	H	Cal Poly	93 83	230	A	Grand Canyon	85 67									
259	H	UC Santa Barbara	92 81	8	H	UCLA	56 70									
167	A	Hawaii	77 74	221	A	Seattle	92 70									
133	A	Long Beach St.	78 60	19	A	Washington	43 78									
259	A	UC Santa Barbara	83 53	81	A	Oregon	81 95									
320	H	UC Irvine	93 69	266	H	CSU Bakersfield	81 61									

Non-Div I Games:

UC Riverside

■ Loss, 
■ Non-Conf, 
■ S Site, 
■ H Home 
■ A Away 
N Neutral

Average RPI Win:	271	WON-LOST	WINNING	LAST 10	STRENGTH OF	OPP. STRENGTH	TEAM	ADJ.	CONF.	ADJ CONF.
Average RPI Loss:	134	RECORD	PCT. RANK	GAMES	SCHEDULE	OF SCHEDULE	RPI	RPI	RPI	RPI
DIV. I ONLY	7- 14	257	6- 3	206	222	259	259	22	22	
DIV. I NON-CONF.	2- 11	306	1- 2	178	197	304	304	22	22	
TOTALS	RPI 1-25	RPI 26-50	W-L RECORDS	RPI 51-100	RPI 101-150	RPI 150+				
7- 14	0- 0	0- 0	OVERALL	0- 6	0- 3	7- 5				
5- 4	0- 0	0- 0	HOME	0- 2	0- 0	5- 2				
2- 10	0- 0	0- 0	AWAY	0- 4	0- 3	2- 3				
0- 0	0- 0	0- 0	NEUTRAL	0- 0	0- 0	0- 0				
2- 11	0- 0	0- 0	NON-CONFERENCE	0- 4	0- 3	2- 4				
2- 3	0- 0	0- 0	HOME	0- 1	0- 0	2- 2				
0- 8	0- 0	0- 0	AWAY	0- 3	0- 3	0- 2				
0- 0	0- 0	0- 0	NEUTRAL	0- 0	0- 0	0- 0				
5- 3	0- 0	0- 0	CONFERENCE	0- 2	0- 0	5- 1				
3- 1	0- 0	0- 0	HOME	0- 1	0- 0	3- 0				
2- 2	0- 0	0- 0	AWAY	0- 1	0- 0	2- 1				
0- 0	0- 0	0- 0	NEUTRAL	0- 0	0- 0	0- 0				

RPI 1-25				RPI 26-50				RPI 51-100				RPI 101+ Team's RPI: 259					
RPI	S	Opponent	Score	RPI	S	Opponent	Score	RPI	S	Opponent	Score	RPI	S	Opponent	Score		
								56	A	Washington St.	44	61	111	A	La.-Lafayette	42	61
								64	A	UC Riverside	81	92	112	A	LSU	50	68
								64	H	UC Riverside	53	83	117	A	Idaho	42	64
								72	A	Santa Clara	48	66	176	H	Cal Poly	78	67
								72	H	Santa Clara	37	48	193	H	UTRGV	60	62
								81	A	Oregon	51	79	201	A	UC Davis	51	80
													201	H	UC Davis	66	59
													244	H	Loyola Marymount	63	70
													245	A	Wyoming	67	76
													248	A	Pepperdine	69	71
													266	H	CSU Bakersfield	61	60
													284	A	CSUN	65	49
													289	H	Morehead St.	93	78
													341	A	Cal St. Fullerton	65	47
													341	H	Cal St. Fullerton	79	49
LAST 12 Division I GAMES:																	
341	H	Cal St. Fullerton	79	49	64	H	UC Riverside	53	83								
201	A	UC Davis	51	80	176	H	Cal Poly	78	67								
64	A	UC Riverside	81	92	289	H	Morehead St.	93	78								
201	H	UC Davis	66	59	72	A	Santa Clara	48	66								
284	A	CSUN	65	49	111	A	La.-Lafayette	42	61								
341	A	Cal St. Fullerton	65	47	112	A	LSU	50	68								

Non-Div I Games: La Verne 89 41

UC Santa Barbara

Loss, Non-Conf, S Site, H Home A Away N Neutral

Average RPI Win:	248	WON-LOST	WINNING	LAST 10	STRENGTH OF	OPP. STRENGTH	TEAM	ADJ.	CONF.	ADJ CONF.
Average RPI Loss:	114	RECORD	PCT. RANK	GAMES	SCHEDULE	OF SCHEDULE	RPI	RPI	RPI	RPI
DIV. I ONLY	5- 17	302	2- 8	126	92	252	252	9	9	
DIV. I NON-CONF.	3- 8	258	0- 1	161	183	257	257	7	7	
TOTALS	RPI 1-25	RPI 26-50	W-L RECORDS	RPI 51-100	RPI 101-150	RPI 150+				
5- 17	0- 3	0- 3	OVERALL	0- 2	0- 3	5- 6				
3- 8	0- 1	0- 2	HOME	0- 1	0- 1	3- 3				
2- 8	0- 1	0- 1	AWAY	0- 1	0- 2	2- 3				
0- 1	0- 1	0- 0	NEUTRAL	0- 0	0- 0	0- 0				
3- 8	0- 2	0- 1	NON-CONFERENCE	0- 0	0- 2	3- 3				
2- 4	0- 1	0- 1	HOME	0- 0	0- 1	2- 1				
1- 3	0- 0	0- 0	AWAY	0- 0	0- 1	1- 2				
0- 1	0- 1	0- 0	NEUTRAL	0- 0	0- 0	0- 0				
2- 9	0- 1	0- 2	CONFERENCE	0- 2	0- 1	2- 3				
1- 4	0- 0	0- 1	HOME	0- 1	0- 0	1- 2				
1- 5	0- 1	0- 1	AWAY	0- 1	0- 1	1- 1				
0- 0	0- 0	0- 0	NEUTRAL	0- 0	0- 0	0- 0				

RPI 1-25				RPI 26-50				RPI 51-100				RPI 101+ Team's RPI: 252			
RPI	S	Opponent	Score	RPI	S	Opponent	Score	RPI	S	Opponent	Score	RPI	S	Opponent	Score
4	A	UConn	51 106	41	A	South Fla.	63 108	70	H	Temple	63 71	105	A	Akron	54 74
15	H	Oklahoma St.	55 74	41	H	South Fla.	49 88	78	A	Tulane	54 75	128	A	Memphis	59 75
25	N	Florida	79 93	42	H	St. John's (NY)	42 70					129	H	Buffalo	60 66
												173	H	Butler	63 71
												177	H	East Carolina	56 71
												189	H	Tulsa	75 74
												199	A	Stetson	68 83
												211	A	Cincinnati	80 60
												211	H	Cincinnati	50 68
												219	A	South Ala.	77 36
												238	A	Houston	55 64
												265	A	Omaha	60 75
												305	H	Florida A&M	93 55
												318	H	FIU	89 72
LAST 12 Division I GAMES:															
238	A	Houston	55 64	70	H	Temple	63 71								
189	H	Tulsa	75 74	78	A	Tulane	54 75								
128	A	Memphis	59 75	177	H	East Carolina	56 71								
41	H	South Fla.	49 88	41	A	South Fla.	63 108								
4	A	UConn	51 106	211	H	Cincinnati	50 68								
211	A	Cincinnati	80 60	25	N	Florida	79 93								

Non-Div I Games:

UCF

■ Loss, 
 ■ Non-Conf, 
 S Site, 
 ■ Home 
 ■ Away 
 N Neutral

Average RPI Win:	104	WON-LOST	WINNING	LAST 10	STRENGTH OF	OPP. STRENGTH	TEAM	ADJ.	CONF.	ADJ CONF.
Average RPI Loss:	23	RECORD	PCT. RANK	GAMES	SCHEDULE	OF SCHEDULE	RPI	RPI	RPI	RPI
DIV. I ONLY	16- 5	45	8- 2	10	2	8	8	1	1	
DIV. I NON-CONF.	8- 2	51	1- 0	23	20	18	18	1	1	
TOTALS	RPI 1-25	RPI 26-50	W-L RECORDS	RPI 51-100	RPI 101-150	RPI 150+				
16- 5	2- 3	2- 1	OVERALL	7- 1	0- 0	5- 0				
9- 1	2- 1	2- 0	HOME	3- 0	0- 0	2- 0				
6- 3	0- 0	0- 0	AWAY	4- 0	0- 0	2- 0				
1- 1	0- 1	0- 0	NEUTRAL	0- 0	0- 0	1- 0				
8- 2	0- 2	1- 0	NON-CONFERENCE	3- 0	0- 0	4- 0				
4- 1	0- 1	1- 0	HOME	1- 0	0- 0	2- 0				
3- 0	0- 0	0- 0	AWAY	2- 0	0- 0	1- 0				
1- 1	0- 1	0- 0	NEUTRAL	0- 0	0- 0	1- 0				
8- 3	2- 1	1- 1	CONFERENCE	4- 1	0- 0	1- 0				
5- 0	2- 0	1- 0	HOME	2- 0	0- 0	0- 0				
3- 3	0- 1	0- 1	AWAY	2- 1	0- 0	1- 0				
0- 0	0- 0	0- 0	NEUTRAL	0- 0	0- 0	0- 0				

RPI	S	Opponent	Score	RPI	S	Opponent	Score	RPI	S	Opponent	Score	RPI	S	Opponent	Score
1	N	Notre Dame	84 92	28	A	Southern California	68 71	56	A	Washington St.	75 73	158	A	Colorado	82 64
2	H	South Carolina	65 68	28	H	Southern California	78 73	63	A	California	104 108	163	N	Louisiana Tech	68 57
6	H	Stanford	56 36	42	H	St. John's (NY)	73 58	63	H	California	75 56	205	A	Sacramento St.	109 76
7	H	Oregon St.	71 51					64	A	UC Riverside	70 56	266	H	CSU Bakersfield	82 68
19	A	Washington	56 64					65	H	James Madison	90 61	320	H	UC Irvine	83 48
								68	A	Utah	69 63				
								71	A	Michigan	86 77				
								81	H	Oregon	80 69				
LAST 12 Division I GAMES:															
68	A	Utah	69 63	28	A	Southern California	68 71								
158	A	Colorado	82 64	7	H	Oregon St.	71 51								
6	H	Stanford	56 36	81	H	Oregon	80 69								
63	H	California	75 56	28	H	Southern California	78 73								
56	A	Washington St.	75 73	64	A	UC Riverside	70 56								
19	A	Washington	56 64	63	A	California	104 108								

Non-Div I Games:

UCLA



Average RPI Win:	110	WON-LOST	WINNING	LAST 10	STRENGTH OF	OPP. STRENGTH	TEAM	ADJ.	CONF.	ADJ CONF.
Average RPI Loss:	0	RECORD	PCT. RANK	GAMES	SCHEDULE	OF SCHEDULE	RPI	RPI	RPI	RPI
DIV. I ONLY	21- 0	1	10- 0	31	17	4	4	9	9	
DIV. I NON-CONF.	10- 0	1	1- 0	1	2	1	1	7	7	
TOTALS	RPI 1-25		RPI 26-50	W-L RECORDS	RPI 51-100	RPI 101-150		RPI 150+		
21- 0	4- 0		3- 0	OVERALL	4- 0	4- 0		6- 0		
8- 0	1- 0		1- 0	HOME	2- 0	2- 0		2- 0		
11- 0	1- 0		2- 0	AWAY	2- 0	2- 0		4- 0		
2- 0	2- 0		0- 0	NEUTRAL	0- 0	0- 0		0- 0		
10- 0	4- 0		2- 0	NON-CONFERENCE	2- 0	1- 0		1- 0		
4- 0	1- 0		1- 0	HOME	1- 0	1- 0		0- 0		
4- 0	1- 0		1- 0	AWAY	1- 0	0- 0		1- 0		
2- 0	2- 0		0- 0	NEUTRAL	0- 0	0- 0		0- 0		
11- 0	0- 0		1- 0	CONFERENCE	2- 0	3- 0		5- 0		
4- 0	0- 0		0- 0	HOME	1- 0	1- 0		2- 0		
7- 0	0- 0		1- 0	AWAY	1- 0	2- 0		3- 0		
0- 0	0- 0		0- 0	NEUTRAL	0- 0	0- 0		0- 0		

RPI	S	Opponent	Score	RPI	S	Opponent	Score	RPI	S	Opponent	Score	RPI	S	Opponent	Score
1	H	Notre Dame	91 81	29	A	DePaul	86 70	58	A	Chattanooga	79 31	112	H	LSU	86 40
5	A	Ohio St.	100 56	41	A	South Fla.	75 59	62	H	Nebraska	88 46	128	A	Memphis	86 46
11	N	Florida St.	73 49	46	H	Kansas St.	97 57	70	H	Temple	104 49	128	H	Memphis	83 40
14	N	Maryland	83 73					78	A	Tulane	96 38	147	A	SMU	90 37
												189	A	Tulsa	94 30
												189	H	Tulsa	95 35
												211	A	Cincinnati	107 45
												238	A	Houston	76 37
												252	H	UCF	106 51
												300	A	Colgate	94 50
LAST 12 Division I GAMES:															
78	A	Tulane	96 38	128	A	Memphis	86 46								
128	H	Memphis	83 40	41	A	South Fla.	75 59								
189	A	Tulsa	94 30	238	A	Houston	76 37								
147	A	SMU	90 37	189	H	Tulsa	95 35								
252	H	UCF	106 51	211	A	Cincinnati	107 45								
70	H	Temple	104 49	14	N	Maryland	83 73								

Non-Div I Games:

UConn

■ Loss, 
■ Non-Conf, S Site, 
■ Home 
■ Away 
N Neutral

Average RPI Win:	257	WON-LOST	WINNING	LAST 10	STRENGTH OF	OPP. STRENGTH	TEAM	ADJ.	CONF.	ADJ CONF.
Average RPI Loss:	129	RECORD	PCT. RANK	GAMES	SCHEDULE	OF SCHEDULE	RPI	RPI	RPI	RPI
DIV. I ONLY	13- 9	121	5- 5	274	204	184	184	15	15	
DIV. I NON-CONF.	9- 4	96	2- 1	321	210	183	183	18	18	
TOTALS	RPI 1-25	RPI 26-50	W-L RECORDS	RPI 51-100	RPI 101-150	RPI 150+				
13- 9	0- 0	0- 3	OVERALL	0- 2	1- 1	12- 3				
6- 4	0- 0	0- 2	HOME	0- 0	1- 1	5- 1				
6- 5	0- 0	0- 1	AWAY	0- 2	0- 0	6- 2				
1- 0	0- 0	0- 0	NEUTRAL	0- 0	0- 0	1- 0				
9- 4	0- 0	0- 1	NON-CONFERENCE	0- 1	1- 0	8- 2				
4- 2	0- 0	0- 1	HOME	0- 0	1- 0	3- 1				
4- 2	0- 0	0- 0	AWAY	0- 1	0- 0	4- 1				
1- 0	0- 0	0- 0	NEUTRAL	0- 0	0- 0	1- 0				
4- 5	0- 0	0- 2	CONFERENCE	0- 1	0- 1	4- 1				
2- 2	0- 0	0- 1	HOME	0- 0	0- 1	2- 0				
2- 3	0- 0	0- 1	AWAY	0- 1	0- 0	2- 1				
0- 0	0- 0	0- 0	NEUTRAL	0- 0	0- 0	0- 0				

RPI 1-25				RPI 26-50				RPI 51-100				RPI 101+				Team's RPI: 184	
RPI	S	Opponent	Score	RPI	S	Opponent	Score	RPI	S	Opponent	Score	RPI	S	Opponent	Score		
				44	H	Penn	46 81	88	A	Saint Joseph's	45 104	103	H	Bucknell	65 52		
				47	A	Albany (NY)	39 63	94	A	Maine	55 65	109	H	Stony Brook	60 69		
				47	H	Albany (NY)	42 77					215	H	Binghamton	62 51		
												217	A	Hartford	57 65		
												231	A	Coppin St.	68 61		
												235	H	Columbia	68 70		
												240	A	Morgan St.	65 46		
												253	H	American	47 46		
												263	A	Loyola Maryland	52 46		
												267	A	New Hampshire	65 55		
												277	H	Vermont	85 48		
												280	H	La Salle	60 29		
												283	A	Towson	51 61		
												296	A	UMES	55 52		
												298	H	Rider	58 53		
												298	N	Rider	67 58		
												323	A	UMass Lowell	68 44		
LAST 12 Division I GAMES:																	
				47	A	Albany (NY)	39 63	94	A	Maine	55 65						
				267	A	New Hampshire	65 55	47	H	Albany (NY)	42 77						
				215	H	Binghamton	62 51	277	H	Vermont	85 48						
				217	A	Hartford	57 65	298	N	Rider	67 58						
				323	A	UMass Lowell	68 44	88	A	Saint Joseph's	45 104						
				109	H	Stony Brook	60 69	263	A	Loyola Maryland	52 46						

Non-Div I Games:

UMBC

■ Loss, 
■ Non-Conf, 
■ S Site, 
■ H Home 
■ A Away 
N Neutral

Average RPI Win:	280	WON-LOST	WINNING	LAST 10	STRENGTH OF	OPP. STRENGTH	TEAM	ADJ.	CONF.	ADJ CONF.
Average RPI Loss:	191	RECORD	PCT. RANK	GAMES	SCHEDULE	OF SCHEDULE	RPI	RPI	RPI	RPI
DIV. I ONLY	5- 14	284	3- 7	249	322	296	296	30	30	
DIV. I NON-CONF.	1- 10	330	0- 6	90	272	294	294	30	30	
TOTALS	RPI 1-25	RPI 26-50	W-L RECORDS	RPI 51-100	RPI 101-150	RPI 150+				
5- 14	0- 1	0- 1	OVERALL	0- 2	0- 1	5- 9				
3- 6	0- 1	0- 0	HOME	0- 1	0- 0	3- 4				
2- 8	0- 0	0- 1	AWAY	0- 1	0- 1	2- 5				
0- 0	0- 0	0- 0	NEUTRAL	0- 0	0- 0	0- 0				
1- 10	0- 1	0- 1	NON-CONFERENCE	0- 2	0- 1	1- 5				
1- 5	0- 1	0- 0	HOME	0- 1	0- 0	1- 3				
0- 5	0- 0	0- 1	AWAY	0- 1	0- 1	0- 2				
0- 0	0- 0	0- 0	NEUTRAL	0- 0	0- 0	0- 0				
4- 4	0- 0	0- 0	CONFERENCE	0- 0	0- 0	4- 4				
2- 1	0- 0	0- 0	HOME	0- 0	0- 0	2- 1				
2- 3	0- 0	0- 0	AWAY	0- 0	0- 0	2- 3				
0- 0	0- 0	0- 0	NEUTRAL	0- 0	0- 0	0- 0				

RPI 1-25				RPI 26-50				RPI 51-100				RPI 101+ Team's RPI: 296			
RPI	S	Opponent	Score	RPI	S	Opponent	Score	RPI	S	Opponent	Score	RPI	S	Opponent	Score
14	H	Maryland	30 106	26	A	Duquesne	59 95	96	A	VCU	39 63	137	A	Xavier	56 61
								100	H	Georgetown	60 71	174	H	Old Dominion	52 69
												184	H	UMBC	52 55
												200	A	Northeastern	49 60
												231	A	Coppin St.	54 61
												237	H	USC Upstate	78 59
												240	H	Morgan St.	69 77
												257	H	Bethune-Cookman	76 71
												276	A	N.C. A&T	56 50
												288	A	UNCG	51 71
												294	A	Savannah St.	42 60
												307	A	South Carolina St.	63 56
												321	H	Howard	62 59
												339	H	Mt. St. Mary's	50 57
												348	A	N.C. Central	46 49
LAST 12 Division I GAMES:															
321	H	Howard	62 59	288	A	UNCG	51 71								
231	A	Coppin St.	54 61	174	H	Old Dominion	52 69								
257	H	Bethune-Cookman	76 71	14	H	Maryland	30 106								
307	A	South Carolina St.	63 56	184	H	UMBC	52 55								
294	A	Savannah St.	42 60	96	A	VCU	39 63								
240	H	Morgan St.	69 77	26	A	Duquesne	59 95								

Non-Div I Games: Cheyney 76 46

UMES

■ Loss, 
 ■ Non-Conf, 
 ■ S Site, 
 ■ H Home 
 ■ A Away 
 N Neutral

Average RPI Win:	247	WON-LOST	WINNING	LAST 10	STRENGTH OF	OPP. STRENGTH	TEAM	ADJ.	CONF.	ADJ CONF.
Average RPI Loss:	213	RECORD	PCT. RANK	GAMES	SCHEDULE	OF SCHEDULE	RPI	RPI	RPI	RPI
DIV. I ONLY	5- 13	282	3- 7	324	254	295	295	25	25	
DIV. I NON-CONF.	3- 8	258	2- 2	317	259	309	309	25	25	
TOTALS	RPI 1-25	RPI 26-50	W-L RECORDS	RPI 51-100	RPI 101-150	RPI 150+				
5- 13	0- 0	0- 0	OVERALL	0- 1	0- 2	5- 10				
1- 5	0- 0	0- 0	HOME	0- 0	0- 2	1- 3				
4- 8	0- 0	0- 0	AWAY	0- 1	0- 0	4- 7				
0- 0	0- 0	0- 0	NEUTRAL	0- 0	0- 0	0- 0				
3- 8	0- 0	0- 0	NON-CONFERENCE	0- 1	0- 1	3- 6				
1- 3	0- 0	0- 0	HOME	0- 0	0- 1	1- 2				
2- 5	0- 0	0- 0	AWAY	0- 1	0- 0	2- 4				
0- 0	0- 0	0- 0	NEUTRAL	0- 0	0- 0	0- 0				
2- 5	0- 0	0- 0	CONFERENCE	0- 0	0- 1	2- 4				
0- 2	0- 0	0- 0	HOME	0- 0	0- 1	0- 1				
2- 3	0- 0	0- 0	AWAY	0- 0	0- 0	2- 3				
0- 0	0- 0	0- 0	NEUTRAL	0- 0	0- 0	0- 0				

RPI 1-25				RPI 26-50				RPI 51-100				RPI 101+				Team's RPI: 295	
RPI	S	Opponent	Score	RPI	S	Opponent	Score	RPI	S	Opponent	Score	RPI	S	Opponent	Score		
								82	A	Northwestern	38	80	101	H	New Mexico St.	62	68
												144	H	SIUE	58	63	
												179	A	Southeast Mo. St.	65	78	
												191	A	Milwaukee	48	70	
												193	H	UTRGV	53	62	
												202	A	Kansas	47	44	
												221	A	Seattle	63	69	
												224	A	Utah Valley	71	79	
												230	A	Grand Canyon	63	57	
												240	A	Morgan St.	59	50	
												243	H	Indiana St.	47	77	
												265	A	Omaha	42	57	
												266	A	CSU Bakersfield	56	40	
												283	A	Towson	47	70	
												299	H	Denver	68	58	
												308	H	North Florida	55	62	
												338	A	Chicago St.	72	77	
LAST 12 Division I GAMES:																	
				338	A	Chicago St.	72	77		221	A	Seattle	63	69			
				230	A	Grand Canyon	63	57		240	A	Morgan St.	59	50			
				224	A	Utah Valley	71	79		283	A	Towson	47	70			
				193	H	UTRGV	53	62		82	A	Northwestern	38	80			
				101	H	New Mexico St.	62	68		299	H	Denver	68	58			
				266	A	CSU Bakersfield	56	40		202	A	Kansas	47	44			

Non-Div I Games: Stephens College 76 46 Bethany (KS) 64 51

UMKC

Loss, Non-Conf, S Site, H Home A Away N Neutral

Average RPI Win:	310	WON-LOST	WINNING	LAST 10	STRENGTH OF	OPP. STRENGTH	TEAM	ADJ.	CONF.	ADJ CONF.
Average RPI Loss:	180	RECORD	PCT. RANK	GAMES	SCHEDULE	OF SCHEDULE	RPI	RPI	RPI	RPI
DIV. I ONLY	3- 18	330	0- 10	221	270	323	323	15	15	
DIV. I NON-CONF.	3- 9	272	1- 2	256	314	290	290	18	18	
TOTALS	RPI 1-25	RPI 26-50	W-L RECORDS	RPI 51-100	RPI 101-150	RPI 150+				
3- 18	0- 1	0- 1	OVERALL	0- 3	0- 1	3- 12				
2- 8	0- 0	0- 1	HOME	0- 0	0- 1	2- 6				
1- 10	0- 0	0- 0	AWAY	0- 0	0- 0	1- 0				
0- 0	0- 0	0- 0	NEUTRAL	0- 0	0- 0	0- 0				
3- 9	0- 1	0- 0	NON-CONFERENCE	0- 2	0- 0	3- 6				
2- 2	0- 0	0- 0	HOME	0- 0	0- 0	2- 2				
1- 7	0- 1	0- 0	AWAY	0- 2	0- 0	1- 4				
0- 0	0- 0	0- 0	NEUTRAL	0- 0	0- 0	0- 0				
0- 9	0- 0	0- 1	CONFERENCE	0- 1	0- 1	0- 6				
0- 6	0- 0	0- 1	HOME	0- 0	0- 1	0- 4				
0- 3	0- 0	0- 0	AWAY	0- 1	0- 0	0- 2				
0- 0	0- 0	0- 0	NEUTRAL	0- 0	0- 0	0- 0				

RPI 1-25				RPI 26-50				RPI 51-100				RPI 101+ Team's RPI: 323			
RPI	S	Opponent	Score	RPI	S	Opponent	Score	RPI	S	Opponent	Score	RPI	S	Opponent	Score
14	A	Maryland	53 102	47	H	Albany (NY)	55 85	51	A	Miami (FL)	53 84	109	H	Stony Brook	50 64
								86	A	Boston College	55 66	184	H	UMBC	44 68
								94	A	Maine	44 74	196	A	Rhode Island	64 72
												206	H	Bryant	64 83
												215	H	Binghamton	70 75
												217	A	Hartford	59 72
												217	H	Hartford	70 75
												228	A	Massachusetts	58 84
												235	H	Columbia	57 67
												267	A	New Hampshire	61 65
												270	H	Holy Cross	75 67
												277	H	Vermont	51 59
												282	A	Central Conn. St.	53 64
												314	A	Fairleigh Dickinson	78 67
												318	A	FIU	68 71
												347	H	Boston U.	70 57
LAST 12 Division I GAMES:															
217	H	Hartford	70 75	94	A	Maine	44 74	109	H	Stony Brook	50 64				
47	H	Albany (NY)	55 85					217	A	Hartford	59 72				
215	H	Binghamton	70 75					228	A	Massachusetts	58 84				
267	A	New Hampshire	61 65					86	A	Boston College	55 66				
277	H	Vermont	51 59					314	A	Fairleigh Dickinson	78 67				
184	H	UMBC	44 68												

Non-Div I Games:

UMass Lowell

■ Loss, 
 ■ Non-Conf, S Site, 
 ■ Home 
 ■ Away 
 N Neutral

Average RPI Win:	270	WON-LOST	WINNING	LAST 10	STRENGTH OF	OPP. STRENGTH	TEAM	ADJ.	CONF.	ADJ CONF.
Average RPI Loss:	179	RECORD	PCT. RANK	GAMES	SCHEDULE	OF SCHEDULE	RPI	RPI	RPI	RPI
DIV. I ONLY	15- 4	38	8- 2	335	303	141	141	26	26	
DIV. I NON-CONF.	5- 2	86	1- 1	340	299	187	187	28	28	
TOTALS	RPI 1-25	RPI 26-50	W-L RECORDS	RPI 51-100	RPI 101-150	RPI 150+				
15- 4	0- 0	0- 0	OVERALL	0- 0	0- 1	15- 3				
6- 1	0- 0	0- 0	HOME	0- 0	0- 0	6- 1				
9- 3	0- 0	0- 0	AWAY	0- 0	0- 0	9- 0				
0- 0	0- 0	0- 0	NEUTRAL	0- 0	0- 0	0- 0				
5- 2	0- 0	0- 0	NON-CONFERENCE	0- 0	0- 0	5- 2				
3- 0	0- 0	0- 0	HOME	0- 0	0- 0	3- 0				
2- 2	0- 0	0- 0	AWAY	0- 0	0- 0	2- 2				
0- 0	0- 0	0- 0	NEUTRAL	0- 0	0- 0	0- 0				
10- 2	0- 0	0- 0	CONFERENCE	0- 0	0- 1	10- 1				
3- 1	0- 0	0- 0	HOME	0- 0	0- 0	3- 1				
7- 1	0- 0	0- 0	AWAY	0- 0	0- 1	7- 0				
0- 0	0- 0	0- 0	NEUTRAL	0- 0	0- 0	0- 0				

RPI 1-25				RPI 26-50				RPI 51-100				RPI 101+				Team's RPI: 141	
RPI	S	Opponent	Score	RPI	S	Opponent	Score	RPI	S	Opponent	Score	RPI	S	Opponent	Score		
												104	A	Liberty	53	71	
												151	A	ETSU	68	74	
												203	A	Presbyterian	72	63	
												203	H	Presbyterian	68	59	
												212	H	Gardner-Webb	56	58	
												222	H	Furman	84	71	
												229	A	Radford	54	46	
												237	H	USC Upstate	68	59	
												239	A	High Point	82	81	
												247	A	Clemson	49	67	
												281	A	Campbell	72	58	
												288	H	UNCG	95	52	
												291	A	Charleston So.	58	50	
												302	A	Western Caro.	67	45	
												304	H	Longwood	81	42	
												309	A	Wofford	70	63	
												311	A	Coastal Caro.	63	52	
												313	A	Winthrop	67	59	
												313	H	Winthrop	63	55	
LAST 12 Division I GAMES:																	
				313	A	Winthrop	67 59	291	A	Charleston So.	58 50						
				229	A	Radford	54 46	104	A	Liberty	53 71						
				203	H	Presbyterian	68 59	281	A	Campbell	72 58						
				239	A	High Point	82 81	313	H	Winthrop	63 55						
				212	H	Gardner-Webb	56 58	247	A	Clemson	49 67						
				304	H	Longwood	81 42	222	H	Furman	84 71						

Non-Div I Games:	Montreat	89	41	Warren Wilson	108	47
------------------	----------	----	----	---------------	-----	----

UNC Asheville

Loss, Non-Conf, S Site, H Home A Away N Neutral

Average RPI Win:	305	WON-LOST	WINNING	LAST 10	STRENGTH OF	OPP. STRENGTH	TEAM	ADJ.	CONF.	ADJ CONF.
Average RPI Loss:	172	RECORD	PCT. RANK	GAMES	SCHEDULE	OF SCHEDULE	RPI	RPI	RPI	RPI
DIV. I ONLY	6- 13	267	3- 7	266	288	288	288	17	17	
DIV. I NON-CONF.	6- 6	160	4- 1	274	337	216	216	16	16	
TOTALS	RPI 1-25	RPI 26-50	W-L RECORDS	RPI 51-100	RPI 101-150	RPI 150+				
6- 13	0- 1	0- 0	OVERALL	0- 2	0- 3	6- 7				
4- 5	0- 0	0- 0	HOME	0- 0	0- 2	4- 3				
1- 8	0- 1	0- 0	AWAY	0- 2	0- 1	1- 4				
1- 0	0- 0	0- 0	NEUTRAL	0- 0	0- 0	1- 0				
6- 6	0- 1	0- 0	NON-CONFERENCE	0- 1	0- 1	6- 3				
4- 1	0- 0	0- 0	HOME	0- 0	0- 0	4- 1				
1- 5	0- 1	0- 0	AWAY	0- 1	0- 1	1- 2				
1- 0	0- 0	0- 0	NEUTRAL	0- 0	0- 0	1- 0				
0- 7	0- 0	0- 0	CONFERENCE	0- 1	0- 2	0- 4				
0- 4	0- 0	0- 0	HOME	0- 0	0- 2	0- 2				
0- 3	0- 0	0- 0	AWAY	0- 1	0- 0	0- 2				
0- 0	0- 0	0- 0	NEUTRAL	0- 0	0- 0	0- 0				

RPI 1-25				RPI 26-50				RPI 51-100				RPI 101+ Team's RPI: 288			
RPI	S	Opponent	Score	RPI	S	Opponent	Score	RPI	S	Opponent	Score	RPI	S	Opponent	Score
2	A	South Carolina	44 92					58	A	Chattanooga	61 72	121	H	Samford	52 57
								78	A	Tulane	53 74	123	H	Mercer	78 86
												141	A	UNC Asheville	52 95
												151	A	ETSU	73 89
												212	A	Gardner-Webb	57 59
												222	H	Furman	59 75
												237	A	USC Upstate	61 84
												239	H	High Point	82 72
												278	H	Tennessee Tech	64 73
												296	H	UMES	71 51
												301	N	Cleveland St.	55 51
												302	A	Western Caro.	72 84
												304	H	Longwood	81 60
												309	H	Wofford	56 58
												340	A	New Orleans	81 79
												348	H	N.C. Central	103 56
LAST 12 Division I GAMES:															
302	A	Western Caro.	72 84	123	H	Mercer	78 86								
222	H	Furman	59 75	348	H	N.C. Central	103 56								
309	H	Wofford	56 58	296	H	UMES	71 51								
58	A	Chattanooga	61 72	301	N	Cleveland St.	55 51								
151	A	ETSU	73 89	78	A	Tulane	53 74								
121	H	Samford	52 57	340	A	New Orleans	81 79								

Non-Div I Games: Barton 82 55 Pfeiffer 71 52 Francis Marion 63 66

UNCG

Loss, Non-Conf, S Site, H Home A Away N Neutral

Average RPI Win:	280	WON-LOST	WINNING	LAST 10	STRENGTH OF	OPP. STRENGTH	TEAM	ADJ.	CONF.	ADJ CONF.
Average RPI Loss:	117	RECORD	PCT. RANK	GAMES	SCHEDULE	OF SCHEDULE	RPI	RPI	RPI	RPI
DIV. I ONLY	5- 14	284	2- 8	150	192	251	251	13	13	
DIV. I NON-CONF.	3- 7	248	1- 2	181	213	240	240	12	12	
TOTALS	RPI 1-25	RPI 26-50	W-L RECORDS	RPI 51-100	RPI 101-150	RPI 150+				
5- 14	0- 0	0- 2	OVERALL	0- 6	0- 0	5- 6				
2- 7	0- 0	0- 1	HOME	0- 3	0- 0	2- 3				
3- 7	0- 0	0- 1	AWAY	0- 3	0- 0	3- 3				
0- 0	0- 0	0- 0	NEUTRAL	0- 0	0- 0	0- 0				
3- 7	0- 0	0- 2	NON-CONFERENCE	0- 2	0- 0	3- 3				
1- 4	0- 0	0- 1	HOME	0- 1	0- 0	1- 2				
2- 3	0- 0	0- 1	AWAY	0- 1	0- 0	2- 1				
0- 0	0- 0	0- 0	NEUTRAL	0- 0	0- 0	0- 0				
2- 7	0- 0	0- 0	CONFERENCE	0- 4	0- 0	2- 3				
1- 3	0- 0	0- 0	HOME	0- 2	0- 0	1- 1				
1- 4	0- 0	0- 0	AWAY	0- 2	0- 0	1- 2				
0- 0	0- 0	0- 0	NEUTRAL	0- 0	0- 0	0- 0				

RPI S	Opponent	Score	RPI S	Opponent	Score	RPI S	Opponent	Score	RPI S	Opponent	Score	Team's RPI: 251
32	H Ohio	59 75	58	H Chattanooga	33 61	166	H Col. of Charleston	53 64				
38	A Duke	56 78	65	A James Madison	40 60	170	H Davidson	50 77				
			66	H Hofstra	64 68	178	H Jacksonville	51 49				
			79	A Elon	53 70	192	A William & Mary	65 77				
			79	H Elon	60 67	195	A Delaware	59 67				
			96	A VCU	45 58	199	H Stetson	49 52				
						209	A Richmond	53 63				
						283	A Towson	52 49				
						283	H Towson	53 51				
						308	A North Florida	63 47				
						349	A Norfolk St.	61 57				
LAST 12 Division I GAMES:												
65	A James Madison	40 60	283	A Towson	52 49							
283	H Towson	53 51	195	A Delaware	59 67							
79	A Elon	53 70	79	H Elon	60 67							
192	A William & Mary	65 77	38	A Duke	56 78							
166	H Col. of Charleston	53 64	308	A North Florida	63 47							
66	H Hofstra	64 68	58	H Chattanooga	33 61							

Non-Div I Games: UNC Pembroke 68 43

UNCW

Loss, Non-Conf, S Site, H Home A Away N Neutral



UNI				STRENGTH OF SCHEDULE	OPP. STRENGTH OF SCHEDULE	TEAM RPI	ADJ. RPI	CONF. RPI	ADJ CONF. RPI
Average RPI Win:	194	WON-LOST RECORD	WINNING PCT. RANK						
Average RPI Loss:	101		LAST 10 GAMES						
DIV. I ONLY	11- 8	128	7- 3	137	109	114	114	21	21
DIV. I NON-CONF.	4- 6	201	2- 1	35	17	133	133	17	17
<hr/>									
TOTALS	RPI 1-25	RPI 26-50	W-L RECORDS	RPI 51-100	RPI 101-150	RPI 150+			
11- 8	0- 1	0- 1	OVERALL	3- 2	2- 2	6- 2			
5- 3	0- 0	0- 1	HOME	1- 1	0- 1	4- 0			
4- 4	0- 0	0- 0	AWAY	1- 1	1- 1	2- 2			
2- 1	0- 1	0- 0	NEUTRAL	1- 0	1- 0	0- 0			
4- 6	0- 1	0- 1	NON-CONFERENCE	2- 2	1- 1	1- 1			
2- 2	0- 0	0- 1	HOME	1- 1	0- 0	1- 0			
0- 3	0- 0	0- 0	AWAY	0- 1	0- 1	0- 1			
2- 1	0- 1	0- 0	NEUTRAL	1- 0	1- 0	0- 0			
7- 2	0- 0	0- 0	CONFERENCE	1- 0	1- 1	5- 1			
3- 1	0- 0	0- 0	HOME	0- 0	0- 1	3- 0			
4- 1	0- 0	0- 0	AWAY	1- 0	1- 0	2- 1			
0- 0	0- 0	0- 0	NEUTRAL	0- 0	0- 0	0- 0			

RPI 1-25				RPI 26-50				RPI 51-100				RPI 101+ Team's RPI: 114			
RPI	S	Opponent	Score	RPI	S	Opponent	Score	RPI	S	Opponent	Score	RPI	S	Opponent	Score
18	N	Seton Hall	49 57	43	H	Iowa	65 80	59	A	South Dakota St.	86 89	102	A	Drake	79 73
								83	H	South Dakota	64 43	105	N	Akron	59 51
								91	H	Iowa St.	75 84	125	A	Creighton	61 69
								92	N	Georgia Tech	61 58	139	H	Southern Ill.	60 65
								98	A	Missouri St.	65 60	157	A	Loyola Chicago	60 64
												172	A	North Dakota	59 64
												189	H	Tulsa	75 59
												243	H	Indiana St.	53 42
												290	A	Wichita St.	55 44
												303	A	Bradley	55 47
												310	H	Evansville	62 51
												317	H	Illinois St.	65 51
<hr/>															
LAST 12 Division I GAMES:															
303	A	Bradley	55 47	290	A	Wichita St.	55 44								
157	A	Loyola Chicago	60 64	139	H	Southern Ill.	60 65								
102	A	Drake	79 73	310	H	Evansville	62 51								
243	H	Indiana St.	53 42	125	A	Creighton	61 69								
317	H	Illinois St.	65 51	189	H	Tulsa	75 59								
98	A	Missouri St.	65 60	105	N	Akron	59 51								

Non-Div I Games: Rockhurst 58 39

UNI

■ Loss, 
 ■ Non-Conf, 
 ■ S Site, 
 ■ Home 
 ■ Away 
 N Neutral

RPI 1-25				RPI 26-50				RPI 51-100				RPI 101+				Team's RPI: 168	
RPI	S	Opponent	Score	RPI	S	Opponent	Score	RPI	S	Opponent	Score	RPI	S	Opponent	Score		
				27	N	UTEP	52 60	61	H	Colorado St.	56 64	102	H	Drake	68 76		
				28	A	Southern California	42 73					113	A	Boise St.	56 75		
												133	A	Long Beach St.	63 67		
												140	A	Fresno St.	54 58		
												164	A	New Mexico	53 67		
												164	H	New Mexico	57 48		
												186	H	George Mason	67 59		
												226	H	Utah St.	46 38		
												238	A	Houston	63 60		
												245	H	Wyoming	66 37		
												248	H	Pepperdine	83 63		
												274	A	San Diego St.	55 41		
												316	H	Nevada	65 59		
												320	H	UC Irvine	72 52		
												333	A	A&M-Corpus Christi	65 51		
												335	H	Southern Utah	79 44		
												343	A	Air Force	60 56		
LAST 12 Division I GAMES:																	
				164	H	New Mexico	57 48	164	A	New Mexico	53 67						
				274	A	San Diego St.	55 41	245	H	Wyoming	66 37						
				113	A	Boise St.	56 75	61	H	Colorado St.	56 64						
				316	H	Nevada	65 59	140	A	Fresno St.	54 58						
				226	H	Utah St.	46 38	133	A	Long Beach St.	63 67						
				343	A	Air Force	60 56	27	N	UTEP	52 60						

UNLV

Page 314

## USC Upstate

Through Games Of Feb. 3, 2016

Average RPI Win:	308	WON-LOST	WINNING	LAST 10	STRENGTH OF	OPP. STRENGTH	TEAM	ADJ.	CONF.	ADJ CONF.
Average RPI Loss:	149	RECORD	PCT. RANK	GAMES	SCHEDULE	OF SCHEDULE	RPI	RPI	RPI	RPI
DIV. I ONLY	10- 8	139	6- 3	343	281	237	237	29	29	
DIV. I NON-CONF.	6- 6	160	3- 2	339	298	263	263	27	27	
TOTALS	RPI 1-25	RPI 26-50	W-L RECORDS	RPI 51-100	RPI 101-150	RPI 150+				
10- 8	0- 0	0- 0	OVERALL	0- 3	0- 2	10- 3				
4- 2	0- 0	0- 0	HOME	0- 0	0- 0	4- 2				
6- 6	0- 0	0- 0	AWAY	0- 3	0- 2	6- 1				
0- 0	0- 0	0- 0	NEUTRAL	0- 0	0- 0	0- 0				
6- 6	0- 0	0- 0	NON-CONFERENCE	0- 2	0- 2	6- 2				
3- 1	0- 0	0- 0	HOME	0- 0	0- 0	3- 1				
3- 5	0- 0	0- 0	AWAY	0- 2	0- 2	3- 1				
0- 0	0- 0	0- 0	NEUTRAL	0- 0	0- 0	0- 0				
4- 2	0- 0	0- 0	CONFERENCE	0- 1	0- 0	4- 1				
1- 1	0- 0	0- 0	HOME	0- 0	0- 0	1- 1				
3- 1	0- 0	0- 0	AWAY	0- 1	0- 0	3- 0				
0- 0	0- 0	0- 0	NEUTRAL	0- 0	0- 0	0- 0				

RPI 1-25				RPI 26-50				RPI 51-100				RPI 101+ Team's RPI: 237			
RPI	S	Opponent	Score	RPI	S	Opponent	Score	RPI	S	Opponent	Score	RPI	S	Opponent	Score
								71	A	Michigan	61 119	120	A	North Carolina	40 80
								73	A	FGCU	43 54	141	A	UNC Asheville	59 68
								92	A	Georgia Tech	46 87	178	H	Jacksonville	43 49
												199	A	Stetson	61 56
												222	H	Furman	63 75
												288	H	UNCG	84 61
												289	A	Morehead St.	86 72
												296	A	UMES	59 78
												302	H	Western Caro.	68 59
												308	H	North Florida	69 54
												327	A	Lipscomb	81 54
												334	A	IPFW	84 81
												336	A	NJIT	58 41
												348	H	N.C. Central	68 46
												349	A	Norfolk St.	82 62
LAST 12 Division I GAMES:															
				327	A	Lipscomb	81 54					302	H	Western Caro.	68 59
				308	H	North Florida	69 54					348	H	N.C. Central	68 46
				178	H	Jacksonville	43 49					120	A	North Carolina	40 80
				199	A	Stetson	61 56					289	A	Morehead St.	86 72
				73	A	FGCU	43 54					222	H	Furman	63 75
				336	A	NJIT	58 41					92	A	Georgia Tech	46 87

Non-Div I Games: Southern Wesleyan 84 51 Mars Hill 81 65 Bob Jones 96 46

USC Upstate

Loss, Non-Conf, S Site, H Home A Away N Neutral

Average RPI Win:	233	WON-LOST	WINNING	LAST 10	STRENGTH OF	OPP. STRENGTH	TEAM	ADJ.	CONF.	ADJ CONF.
Average RPI Loss:	82	RECORD	PCT. RANK	GAMES	SCHEDULE	OF SCHEDULE	RPI	RPI	RPI	RPI
DIV. I ONLY	15- 7	79	8- 2	215	147	97	97	24	24	
DIV. I NON-CONF.	7- 6	156	1- 2	83	48	86	86	23	23	
TOTALS	RPI 1-25	RPI 26-50	W-L RECORDS	RPI 51-100	RPI 101-150	RPI 150+				
15- 7	0- 1	0- 2	OVERALL	0- 2	3- 1	12- 1				
7- 1	0- 0	0- 0	HOME	0- 1	2- 0	5- 0				
7- 6	0- 1	0- 2	AWAY	0- 1	1- 1	6- 1				
1- 0	0- 0	0- 0	NEUTRAL	0- 0	0- 0	1- 0				
7- 6	0- 1	0- 2	NON-CONFERENCE	0- 2	3- 1	4- 0				
3- 1	0- 0	0- 0	HOME	0- 1	2- 0	1- 0				
3- 5	0- 1	0- 2	AWAY	0- 1	1- 1	2- 0				
1- 0	0- 0	0- 0	NEUTRAL	0- 0	0- 0	1- 0				
8- 1	0- 0	0- 0	CONFERENCE	0- 0	0- 0	8- 1				
4- 0	0- 0	0- 0	HOME	0- 0	0- 0	4- 0				
4- 1	0- 0	0- 0	AWAY	0- 0	0- 0	4- 1				
0- 0	0- 0	0- 0	NEUTRAL	0- 0	0- 0	0- 0				

RPI 1-25				RPI 26-50				RPI 51-100				Team's RPI: 97	RPI 101+			
RPI	S	Opponent	Score	RPI	S	Opponent	Score	RPI	S	Opponent	Score		RPI	S	Opponent	Score
13	A	Louisville	66 88	43	A	Iowa	56 62	55	H	Arkansas St.	74 76		121	H	Samford	52 50
				49	A	Vanderbilt	61 64	58	A	Chattanooga	46 61		139	A	Southern Ill.	70 63
													142	H	Alabama	83 65
													143	A	Illinois	74 94
													172	N	North Dakota	84 58
													179	A	Southeast Mo. St.	84 74
													211	A	Cincinnati	63 57
													213	A	Eastern Ky.	61 70
													242	H	Miami (OH)	74 47
													250	H	Tennessee St.	77 50
													255	H	Austin Peay	75 51
													278	H	Tennessee Tech	67 53
													279	A	Jacksonville St.	63 53
													289	A	Morehead St.	85 67
													292	H	Murray St.	92 62
													310	A	Evansville	75 48
													342	A	Eastern Ill.	65 39
LAST 12 Division I GAMES:																
255	H	Austin Peay	75 51	278	H	Tennessee Tech	67 53									
292	H	Murray St.	92 62	289	A	Morehead St.	85 67									
250	H	Tennessee St.	77 50	213	A	Eastern Ky.	61 70									
179	A	Southeast Mo. St.	84 74	13	A	Louisville	66 88									
342	A	Eastern Ill.	65 39	49	A	Vanderbilt	61 64									
279	A	Jacksonville St.	63 53	211	A	Cincinnati	63 57									

Non-Div I Games:

UT Martin

■ Loss, 
■ Non-Conf, 
■ S Site, 
■ H Home 
■ A Away 
N Neutral

Average RPI Win:	173	WON-LOST	WINNING	LAST 10	STRENGTH OF	OPP. STRENGTH	TEAM	ADJ.	CONF.	ADJ CONF.
Average RPI Loss:	133	RECORD	PCT. RANK	GAMES	SCHEDULE	OF SCHEDULE	RPI	RPI	RPI	RPI
DIV. I ONLY	17- 1	6	10- 0	152	133	27	27	11	11	
DIV. I NON-CONF.	8- 1	23	1- 1	62	237	16	16	10	10	
TOTALS	RPI 1-25	RPI 26-50	W-L RECORDS	RPI 51-100	RPI 101-150	RPI 150+				
17- 1	0- 0	0- 0	OVERALL	2- 0	3- 1	12- 0				
11- 0	0- 0	0- 0	HOME	2- 0	1- 0	8- 0				
5- 1	0- 0	0- 0	AWAY	0- 0	2- 1	3- 0				
1- 0	0- 0	0- 0	NEUTRAL	0- 0	0- 0	1- 0				
8- 1	0- 0	0- 0	NON-CONFERENCE	1- 0	1- 1	6- 0				
6- 0	0- 0	0- 0	HOME	1- 0	0- 0	5- 0				
1- 1	0- 0	0- 0	AWAY	0- 0	1- 1	0- 0				
1- 0	0- 0	0- 0	NEUTRAL	0- 0	0- 0	1- 0				
9- 0	0- 0	0- 0	CONFERENCE	1- 0	2- 0	6- 0				
5- 0	0- 0	0- 0	HOME	1- 0	1- 0	3- 0				
4- 0	0- 0	0- 0	AWAY	0- 0	1- 0	3- 0				
0- 0	0- 0	0- 0	NEUTRAL	0- 0	0- 0	0- 0				

RPI 1-25			RPI 26-50			Team's RPI: 27			RPI 51-100			RPI 101+		
RPI	S	Opponent	Score	RPI	S	Opponent	Score		RPI	S	Opponent	Score		
									64	H	UC Riverside	68	57	
									76	H	Middle Tenn.	84	73	
												101	A	New Mexico St.
												133	A	Long Beach St.
												135	A	Fla. Atlantic
												145	H	Southern Miss.
												152	H	Idaho St.
												153	H	UAB
												156	H	Hampton
												163	H	Louisiana Tech
												164	H	New Mexico
												168	N	UNLV
												190	A	North Texas
												225	H	Houston Baptist
												232	A	Rice
												236	H	UTSA
												261	H	Northern Ariz.
												318	A	FIU
LAST 12 Division I GAMES:														

Non-Div I Games: Tex. Permian Basin 86 32

UTEP

■ Loss, 
 ■ Non-Conf, 
 ■ S Site, 
 ■ H Home 
 ■ A Away 
 N Neutral

Average RPI Win:	265	WON-LOST	WINNING	LAST 10	STRENGTH OF	OPP. STRENGTH	TEAM	ADJ.	CONF.	ADJ CONF.
Average RPI Loss:	125	RECORD	PCT. RANK	GAMES	SCHEDULE	OF SCHEDULE	RPI	RPI	RPI	RPI
DIV. I ONLY	10- 9	158	6- 3	287	169	193	193	25	25	
DIV. I NON-CONF.	5- 7	198	2- 2	259	96	175	175	25	25	
TOTALS	RPI 1-25	RPI 26-50	W-L RECORDS	RPI 51-100	RPI 101-150	RPI 150+				
10- 9	0- 2	0- 1	OVERALL	0- 1	0- 2	10- 3				
4- 2	0- 0	0- 0	HOME	0- 0	0- 1	4- 1				
5- 6	0- 2	0- 1	AWAY	0- 1	0- 1	5- 1				
1- 1	0- 0	0- 0	NEUTRAL	0- 0	0- 0	1- 1				
5- 7	0- 2	0- 1	NON-CONFERENCE	0- 1	0- 1	5- 2				
1- 0	0- 0	0- 0	HOME	0- 0	0- 0	1- 0				
3- 6	0- 2	0- 1	AWAY	0- 1	0- 1	3- 1				
1- 1	0- 0	0- 0	NEUTRAL	0- 0	0- 0	1- 1				
5- 2	0- 0	0- 0	CONFERENCE	0- 0	0- 1	5- 1				
3- 2	0- 0	0- 0	HOME	0- 0	0- 1	3- 1				
2- 0	0- 0	0- 0	AWAY	0- 0	0- 0	2- 0				
0- 0	0- 0	0- 0	NEUTRAL	0- 0	0- 0	0- 0				

RPI 1-25				RPI 26-50				RPI 51-100				RPI 101+ Team's RPI: 193			
RPI	S	Opponent	Score	RPI	S	Opponent	Score	RPI	S	Opponent	Score	RPI	S	Opponent	Score
15	A	Oklahoma St.	54 78	46	A	Kansas St.	43 61	93	A	TCU	67 71	101	H	New Mexico St.	57 68
20	A	Syracuse	32 91									119	A	Eastern Mich.	56 78
												176	N	Cal Poly	66 58
												177	N	East Carolina	59 70
												221	H	Seattle	71 74
												224	H	Utah Valley	61 48
												230	H	Grand Canyon	52 28
												238	A	Houston	55 45
												259	A	UC Santa Barbara	62 60
												266	H	CSU Bakersfield	60 46
												295	A	UMKC	62 53
												312	A	Incarnate Word	68 50
												312	H	Incarnate Word	60 47
												333	A	A&M-Corpus Christi	46 49
												338	A	Chicago St.	64 56
LAST 12 Division I GAMES:															
101	H	New Mexico St.	57 68	230	H	Grand Canyon	52 28								
221	H	Seattle	71 74	20	A	Syracuse	32 91								
266	H	CSU Bakersfield	60 46	238	A	Houston	55 45								
295	A	UMKC	62 53	312	H	Incarnate Word	60 47								
338	A	Chicago St.	64 56	46	A	Kansas St.	43 61								
224	H	Utah Valley	61 48	15	A	Oklahoma St.	54 78								

Non-Div I Games: Concordia (TX) 90 44 Evangel 75 60 Texas Lutheran 90 38

UTRGV

Loss, Non-Conf, S Site, H Home A Away N Neutral

## UTSA

Through Games Of Feb. 3, 2016

Average RPI Win: <b>232</b>	WON-LOST	WINNING	LAST 10	STRENGTH OF	OPP. STRENGTH	TEAM	ADJ.	CONF.	ADJ CONF.
Average RPI Loss: <b>123</b>	RECORD	PCT. RANK	GAMES	SCHEDULE	OF SCHEDULE	RPI	RPI	RPI	RPI
DIV. I ONLY	5- 12	276	3- 7	125	126	236	236	11	11
DIV. I NON-CONF.	2- 6	272	0- 2	55	205	226	226	10	10
TOTALS	RPI 1-25	RPI 26-50	W-L RECORDS	RPI 51-100	RPI 101-150	RPI 150+			
5- 12	0- 1	0- 3	OVERALL	0- 1	1- 2	4- 5			
4- 4	0- 0	0- 0	HOME	0- 1	1- 0	3- 3			
1- 8	0- 1	0- 3	AWAY	0- 0	0- 2	1- 2			
0- 0	0- 0	0- 0	NEUTRAL	0- 0	0- 0	0- 0			
2- 6	0- 1	0- 2	NON-CONFERENCE	0- 0	0- 1	2- 2			
2- 2	0- 0	0- 0	HOME	0- 0	0- 0	2- 2			
0- 4	0- 1	0- 2	AWAY	0- 0	0- 1	0- 0			
0- 0	0- 0	0- 0	NEUTRAL	0- 0	0- 0	0- 0			
3- 6	0- 0	0- 1	CONFERENCE	0- 1	1- 1	2- 3			
2- 2	0- 0	0- 0	HOME	0- 1	1- 0	1- 1			
1- 4	0- 0	0- 1	AWAY	0- 0	0- 1	1- 2			
0- 0	0- 0	0- 0	NEUTRAL	0- 0	0- 0	0- 0			

RPI 1-25				RPI 26-50				RPI 51-100				RPI 101+ Team's RPI: 236			
RPI	S	Opponent	Score	RPI	S	Opponent	Score	RPI	S	Opponent	Score	RPI	S	Opponent	Score
9	A	Texas	53 90	27	A	UTEP	55 62	76	H	Middle Tenn.	63 74	135	A	Fla. Atlantic	51 64
				30	A	Oklahoma	41 80					145	H	Southern Miss.	47 41
				45	A	Abilene Christian	60 79					149	A	Texas St.	64 72
												153	H	UAB	54 52
												163	H	Louisiana Tech	72 82
												171	H	Texas-Arlington	47 51
												190	A	North Texas	58 68
												225	H	Houston Baptist	79 50
												232	A	Rice	48 49
												254	H	Texas Southern	44 59
												317	H	Illinois St.	77 51
												318	A	FIU	63 52
LAST 12 Division I GAMES:															
145	H	Southern Miss.	47 41	153	H	UAB	54 52	232	A	Rice	48 49	254	H	Texas Southern	44 59
163	H	Louisiana Tech	72 82	27	A	UTEP	55 62	171	H	Texas-Arlington	47 51	30	A	Oklahoma	41 80
135	A	Fla. Atlantic	51 64	76	H	Middle Tenn.	63 74								
318	A	FIU	63 52												

Non-Div I Games: Howard Payne 106 65 Tex. A&amp;M-Kingsville 88 51

UTSA

Loss, Non-Conf, S Site, H Home A Away N Neutral

Average RPI Win:	147	WON-LOST	WINNING	LAST 10	STRENGTH OF	OPP. STRENGTH	TEAM	ADJ.	CONF.	ADJ CONF.
Average RPI Loss:	31	RECORD	PCT. RANK	GAMES	SCHEDULE	OF SCHEDULE	RPI	RPI	RPI	RPI
DIV. I ONLY	12- 9	132	4- 6	19	26	68	68	1	1	
DIV. I NON-CONF.	8- 3	77	2- 0	109	153	85	85	1	1	
<hr/>										
TOTALS	RPI 1-25	RPI 26-50	W-L RECORDS	RPI 51-100	RPI 101-150	RPI 150+				
12- 9	1- 5	0- 2	OVERALL	4- 2	2- 0	5- 0				
9- 4	1- 2	0- 1	HOME	2- 1	2- 0	4- 0				
3- 3	0- 3	0- 0	AWAY	2- 0	0- 0	1- 0				
0- 2	0- 0	0- 1	NEUTRAL	0- 1	0- 0	0- 0				
8- 3	0- 1	0- 1	NON-CONFERENCE	1- 1	2- 0	5- 0				
7- 0	0- 0	0- 0	HOME	1- 0	2- 0	4- 0				
1- 1	0- 1	0- 0	AWAY	0- 0	0- 0	1- 0				
0- 2	0- 0	0- 1	NEUTRAL	0- 1	0- 0	0- 0				
4- 6	1- 4	0- 1	CONFERENCE	3- 1	0- 0	0- 0				
2- 4	1- 2	0- 1	HOME	1- 1	0- 0	0- 0				
2- 2	0- 2	0- 0	AWAY	2- 0	0- 0	0- 0				
0- 0	0- 0	0- 0	NEUTRAL	0- 0	0- 0	0- 0				

RPI 1-25				RPI 26-50				RPI 51-100				RPI 101+			
RPI	S	Opponent	Score	RPI	S	Opponent	Score	RPI	S	Opponent	Score	RPI	S	Opponent	Score
6	A	Stanford	52 72	28	H	Southern California	59 70	56	H	Washington St.	73 71	125	H	Creighton	74 58
7	H	Oregon St.	53 62	30	N	Oklahoma	55 70	63	A	California	84 79	140	H	Fresno St.	78 63
8	H	UCLA	63 69					81	H	Oregon	65 77	186	H	George Mason	74 62
10	A	Arizona St.	60 80					83	H	South Dakota	66 59	201	H	UC Davis	88 58
19	H	Washington	88 83					86	N	Boston College	51 76	226	A	Utah St.	64 61
21	A	BYU	59 73					95	A	Arizona	60 55	284	H	CSUN	97 56
												287	H	Lamar	71 67
<hr/>															
Team's RPI: 68															
LAST 12 Division I GAMES:															
8	H	UCLA	63 69	63	A	California	84 79								
28	H	Southern California	59 70	6	A	Stanford	52 72								
81	H	Oregon	65 77	19	H	Washington	88 83								
7	H	Oregon St.	53 62	56	H	Washington St.	73 71								
10	A	Arizona St.	60 80	201	H	UC Davis	88 58								
95	A	Arizona	60 55	226	A	Utah St.	64 61								

Non-Div I Games:

Utah



Average RPI Win:	248	WON-LOST	WINNING	LAST 10	STRENGTH OF	OPP. STRENGTH	TEAM	ADJ.	CONF.	ADJ CONF.
Average RPI Loss:	138	RECORD	PCT. RANK	GAMES	SCHEDULE	OF SCHEDULE	RPI	RPI	RPI	RPI
DIV. I ONLY	8- 11	218	5- 5	244	161	226	226	19	19	
DIV. I NON-CONF.	3- 6	234	0- 2	224	102	228	228	20	20	
TOTALS	RPI 1-25	RPI 26-50	W-L RECORDS	RPI 51-100	RPI 101-150	RPI 150+				
8- 11	0- 1	0- 0	OVERALL	0- 2	1- 2	7- 6				
3- 5	0- 0	0- 0	HOME	0- 2	1- 1	2- 2				
4- 6	0- 1	0- 0	AWAY	0- 0	0- 1	4- 4				
1- 0	0- 0	0- 0	NEUTRAL	0- 0	0- 0	1- 0				
3- 6	0- 1	0- 0	NON-CONFERENCE	0- 1	1- 0	2- 4				
1- 2	0- 0	0- 0	HOME	0- 1	1- 0	0- 1				
1- 4	0- 1	0- 0	AWAY	0- 0	0- 0	1- 3				
1- 0	0- 0	0- 0	NEUTRAL	0- 0	0- 0	1- 0				
5- 5	0- 0	0- 0	CONFERENCE	0- 1	0- 2	5- 2				
2- 3	0- 0	0- 0	HOME	0- 1	0- 1	2- 1				
3- 2	0- 0	0- 0	AWAY	0- 0	0- 1	3- 1				
0- 0	0- 0	0- 0	NEUTRAL	0- 0	0- 0	0- 0				

RPI 1-25				RPI 26-50				RPI 51-100				RPI 101+ Team's RPI: 226			
RPI	S	Opponent	Score	RPI	S	Opponent	Score	RPI	S	Opponent	Score	RPI	S	Opponent	Score
21	A	BYU	69 81					61	H	Colorado St.	49 69	113	A	Boise St.	78 84
								68	H	Utah	61 64	113	H	Boise St.	58 63
												138	H	Pacific	78 70
												152	A	Idaho St.	67 81
												164	H	New Mexico	72 56
												168	A	UNLV	38 46
												183	A	Northern Colo.	60 74
												205	H	Sacramento St.	86 95
												218	H	San Jose St.	74 86
												220	A	Montana	70 86
												224	A	Utah Valley	76 72
												250	N	Tennessee St.	63 46
												274	A	San Diego St.	55 36
												274	H	San Diego St.	72 59
												316	A	Nevada	79 66
												343	A	Air Force	66 53
LAST 12 Division I GAMES:															
113	H	Boise St.	58 63	164	H	New Mexico	72 56								
316	A	Nevada	79 66	113	A	Boise St.	78 84								
274	H	San Diego St.	72 59	274	A	San Diego St.	55 36								
168	A	UNLV	38 46	218	H	San Jose St.	74 86								
61	H	Colorado St.	49 69	68	H	Utah	61 64								
343	A	Air Force	66 53	220	A	Montana	70 86								

Non-Div I Games: Westminster (UT) 74 67 Haskell 90 63

Utah St.

Loss, Non-Conf, S Site, H Home A Away N Neutral

## Utah Valley

Through Games Of Feb. 3, 2016

Average RPI Win:	250	WON-LOST	WINNING	LAST 10	STRENGTH OF	OPP. STRENGTH	TEAM	ADJ.	CONF.	ADJ CONF.
Average RPI Loss:	165	RECORD	PCT. RANK	GAMES	SCHEDULE	OF SCHEDULE	RPI	RPI	RPI	RPI
DIV. I ONLY	8- 12	232	4- 6	183	307	224	224	25	25	
DIV. I NON-CONF.	5- 8	209	1- 4	121	317	195	195	25	25	
TOTALS	RPI 1-25	RPI 26-50	W-L RECORDS	RPI 51-100	RPI 101-150	RPI 150+				
8- 12	0- 1	0- 0	OVERALL	0- 1	2- 2	6- 8				
4- 4	0- 0	0- 0	HOME	0- 0	1- 0	3- 4				
4- 7	0- 1	0- 0	AWAY	0- 1	1- 1	3- 4				
0- 1	0- 0	0- 0	NEUTRAL	0- 0	0- 1	0- 0				
5- 8	0- 1	0- 0	NON-CONFERENCE	0- 1	2- 1	3- 5				
2- 3	0- 0	0- 0	HOME	0- 0	1- 0	1- 3				
3- 4	0- 1	0- 0	AWAY	0- 1	1- 0	2- 2				
0- 1	0- 0	0- 0	NEUTRAL	0- 0	0- 1	0- 0				
3- 4	0- 0	0- 0	CONFERENCE	0- 0	0- 1	3- 3				
2- 1	0- 0	0- 0	HOME	0- 0	0- 0	2- 1				
1- 3	0- 0	0- 0	AWAY	0- 0	0- 1	1- 2				
0- 0	0- 0	0- 0	NEUTRAL	0- 0	0- 0	0- 0				

RPI 1-25				RPI 26-50				RPI 51-100				RPI 101+ Team's RPI: 224			
RPI	S	Opponent	Score	RPI	S	Opponent	Score	RPI	S	Opponent	Score	RPI	S	Opponent	Score
21	A	BYU	62 78					81	A	Oregon	68 79	101	A	New Mexico St.	68 73
												113	A	Boise St.	72 70
												115	H	San Francisco	94 88
												142	N	Alabama	60 67
												152	H	Idaho St.	47 56
												180	A	Eastern Wash.	64 68
												181	A	Weber St.	56 61
												193	A	UTRGV	48 61
												201	H	UC Davis	55 59
												221	A	Seattle	61 44
												226	H	Utah St.	72 76
												230	H	Grand Canyon	53 61
												265	A	Omaha	74 59
												266	A	CSU Bakersfield	54 61
												295	H	UMKC	79 71
												316	A	Nevada	73 65
												335	H	Southern Utah	70 58
												338	H	Chicago St.	74 46
LAST 12 Division I GAMES:															
266	A	CSU Bakersfield	54 61	101	A	New Mexico St.	68 73								
221	A	Seattle	61 44	201	H	UC Davis	55 59								
338	H	Chicago St.	74 46	152	H	Idaho St.	47 56								
295	H	UMKC	79 71	265	A	Omaha	74 59								
230	H	Grand Canyon	53 61	181	A	Weber St.	56 61								
193	A	UTRGV	48 61	226	H	Utah St.	72 76								

Non-Div I Games: Bethesda (CA) 91 64 Dixie St. 77 63

Utah Valley

Loss, Non-Conf, S Site, H Home A Away N Neutral

Average RPI Win:	186	WON-LOST	WINNING	LAST 10	STRENGTH OF	OPP. STRENGTH	TEAM	ADJ.	CONF.	ADJ CONF.
Average RPI Loss:	112	RECORD	PCT. RANK	GAMES	SCHEDULE	OF SCHEDULE	RPI	RPI	RPI	RPI
DIV. I ONLY	16- 7	73	5- 5	130	140	96	96	7	7	
DIV. I NON-CONF.	11- 2	28	2- 0	192	279	64	64	8	8	
TOTALS	RPI 1-25	RPI 26-50	W-L RECORDS	RPI 51-100	RPI 101-150	RPI 150+				
16- 7	1- 0	2- 1	OVERALL	0- 2	1- 2	12- 2				
10- 4	0- 0	1- 1	HOME	0- 2	0- 0	9- 1				
6- 2	1- 0	1- 0	AWAY	0- 0	1- 0	3- 0				
0- 1	0- 0	0- 0	NEUTRAL	0- 0	0- 1	0- 0				
11- 2	1- 0	0- 0	NON-CONFERENCE	0- 0	1- 2	9- 0				
7- 0	0- 0	0- 0	HOME	0- 0	0- 0	7- 0				
4- 1	1- 0	0- 0	AWAY	0- 0	1- 1	2- 0				
0- 1	0- 0	0- 0	NEUTRAL	0- 0	0- 1	0- 0				
5- 5	0- 0	2- 1	CONFERENCE	0- 2	0- 0	3- 2				
3- 4	0- 0	1- 1	HOME	0- 2	0- 0	2- 1				
2- 1	0- 0	1- 0	AWAY	0- 0	0- 0	1- 1				
0- 0	0- 0	0- 0	NEUTRAL	0- 0	0- 0	0- 0				

RPI 1-25				RPI 26-50				RPI 51-100				Team's RPI: 96	RPI 101+			
RPI	S	Opponent	Score	RPI	S	Opponent	Score	RPI	S	Opponent	Score		RPI	S	Opponent	Score
10	A	Arizona St.	57 48	26	H	Duquesne	67 71	85	H	Saint Louis	72 77		106	N	Toledo	61 80
				33	H	St. Bonaventure	52 47	88	H	Saint Joseph's	63 66		118	A	Iona	74 58
				50	A	Dayton	74 72						124	A	IUPUI	69 70
													160	H	Fordham	61 51
													170	H	Davidson	50 56
													174	H	Old Dominion	74 54
													186	A	George Mason	54 70
													192	H	William & Mary	73 47
													209	H	Richmond	53 42
													222	H	Furman	67 45
													228	A	Massachusetts	74 66
													231	H	Coppin St.	73 42
													239	A	High Point	69 39
													251	H	UNCW	58 45
													276	A	N.C. A&T	64 49
													281	H	Campbell	57 34
													296	H	UMES	63 39
LAST 12 Division I GAMES:																
				33	H	St. Bonaventure	52 47	50	A	Dayton	74 72					
				26	H	Duquesne	67 71	88	H	Saint Joseph's	63 66					
				160	H	Fordham	61 51	85	H	Saint Louis	72 77					
				209	H	Richmond	53 42	228	A	Massachusetts	74 66					
				186	A	George Mason	54 70	276	A	N.C. A&T	64 49					
				170	H	Davidson	50 56	192	H	William & Mary	73 47					

Non-Div I Games:

VCU

■ Loss, 
 ■ Non-Conf, 
 S Site, 
 ■ Home 
 ■ Away 
 N Neutral

## Valparaiso

Through Games Of Feb. 3, 2016

Average RPI Win:	182	WON-LOST	WINNING	LAST 10	STRENGTH OF	OPP. STRENGTH	TEAM	ADJ.	CONF.	ADJ CONF.
Average RPI Loss:	125	RECORD	PCT. RANK	GAMES	SCHEDULE	OF SCHEDULE	RPI	RPI	RPI	RPI
DIV. I ONLY	5- 12	276	4- 5	44	137	197	197	14	14	
DIV. I NON-CONF.	1- 7	318	1- 0	25	46	230	230	15	15	
TOTALS	RPI 1-25	RPI 26-50	W-L RECORDS	RPI 51-100	RPI 101-150	RPI 150+				
5- 12	0- 3	0- 0	OVERALL	0- 1	2- 2	3- 6				
4- 5	0- 1	0- 0	HOME	0- 0	2- 1	2- 3				
1- 6	0- 2	0- 0	AWAY	0- 1	0- 1	1- 2				
0- 1	0- 0	0- 0	NEUTRAL	0- 0	0- 0	0- 1				
1- 7	0- 2	0- 0	NON-CONFERENCE	0- 1	1- 1	0- 3				
1- 3	0- 1	0- 0	HOME	0- 0	1- 1	0- 1				
0- 3	0- 1	0- 0	AWAY	0- 1	0- 0	0- 1				
0- 1	0- 0	0- 0	NEUTRAL	0- 0	0- 0	0- 1				
4- 5	0- 1	0- 0	CONFERENCE	0- 0	1- 1	3- 3				
3- 2	0- 0	0- 0	HOME	0- 0	1- 0	2- 2				
1- 3	0- 1	0- 0	AWAY	0- 0	0- 1	1- 1				
0- 0	0- 0	0- 0	NEUTRAL	0- 0	0- 0	0- 0				

RPI 1-25				RPI 26-50				RPI 51-100				RPI 101+ Team's RPI: 197			
RPI	S	Opponent	Score	RPI	S	Opponent	Score	RPI	S	Opponent	Score	RPI	S	Opponent	Score
1	H	Notre Dame	54 110					69	A	San Diego	60 76	105	H	Akron	74 85
13	A	Louisville	42 75									107	A	Wright St.	63 80
23	A	Green Bay	42 81									110	H	Youngstown St.	65 60
												144	H	SIUE	69 56
												159	A	Northern Ky.	61 60
												173	A	Butler	53 72
												183	N	Northern Colo.	63 77
												188	H	Detroit	66 72
												191	A	Milwaukee	60 82
												194	H	Oakland	81 66
												208	H	Ill.-Chicago	50 54
												242	H	Miami (OH)	72 75
												301	H	Cleveland St.	66 59
LAST 12 Division I GAMES:															
208	H	Ill.-Chicago	50 54	188	H	Detroit	66 72								
110	H	Youngstown St.	65 60	107	A	Wright St.	63 80								
301	H	Cleveland St.	66 59	159	A	Northern Ky.	61 60								
191	A	Milwaukee	60 82	144	H	SIUE	69 56								
23	A	Green Bay	42 81	105	H	Akron	74 85								
194	H	Oakland	81 66	13	A	Louisville	42 75								

Non-Div I Games: Ind.-Northwest 79 57 Cardinal Stritch 63 62 Ind.-Kokomo 88 22

Valparaiso

Loss, Non-Conf, S Site, H Home A Away N Neutral

Vanderbilt

Through Games Of Feb. 3, 2016

Average RPI Win:	158	WON-LOST	WINNING	LAST 10	STRENGTH OF	OPP. STRENGTH	TEAM	ADJ.	CONF.	ADJ CONF.
Average RPI Loss:	42	RECORD	PCT. RANK	GAMES	SCHEDULE	OF SCHEDULE	RPI	RPI	RPI	RPI
DIV. I ONLY	15- 6	62	6- 4	57	57	49	49	2	2	
DIV. I NON-CONF.	11- 2	28	4- 0	141	142	39	39	2	2	
TOTALS	RPI 1-25	RPI 26-50	W-L RECORDS	RPI 51-100	RPI 101-150	RPI 150+				
15- 6	1- 3	1- 2	OVERALL	2- 0	4- 1	7- 0				
10- 2	0- 1	1- 1	HOME	1- 0	2- 0	6- 0				
4- 4	1- 2	0- 1	AWAY	1- 0	1- 1	1- 0				
1- 0	0- 0	0- 0	NEUTRAL	0- 0	1- 0	0- 0				
11- 2	0- 1	1- 1	NON-CONFERENCE	2- 0	1- 0	7- 0				
8- 0	0- 0	1- 0	HOME	1- 0	0- 0	6- 0				
2- 2	0- 1	0- 1	AWAY	1- 0	0- 0	1- 0				
1- 0	0- 0	0- 0	NEUTRAL	0- 0	1- 0	0- 0				
4- 4	1- 2	0- 1	CONFERENCE	0- 0	3- 1	0- 0				
2- 2	0- 1	0- 1	HOME	0- 0	2- 0	0- 0				
2- 2	1- 1	0- 0	AWAY	0- 0	1- 1	0- 0				
0- 0	0- 0	0- 0	NEUTRAL	0- 0	0- 0	0- 0				

RPI S	Opponent	Score	RPI S	Opponent	Score	Team's RPI: 49	RPI S	Opponent	Score	RPI S	Opponent	Score
2	H South Carolina	61 71	32	H Ohio	62 59		74	A Drexel	74 64	101	N New Mexico St.	71 45
12	A Tennessee	49 58	35	H Georgia	58 64		97	H UT Martin	64 61	112	H LSU	58 42
22	A Kentucky	71 69	50	A Dayton	56 81					131	A Ole Miss	52 55
23	A Green Bay	56 58								142	A Alabama	54 48
										142	H Alabama	67 52
										151	H ETSU	65 39
										160	A Fordham	53 40
										198	H Troy	97 43
										203	H Presbyterian	56 38
										255	H Austin Peay	73 56
										343	H Air Force	86 29
										345	H Mississippi Val.	89 39
LAST 12 Division I GAMES:												
35	H Georgia	58 64	2	H South Carolina	61 71							
22	A Kentucky	71 69	131	A Ole Miss	52 55							
142	H Alabama	67 52	160	A Fordham	53 40							
12	A Tennessee	49 58	101	N New Mexico St.	71 45							
112	H LSU	58 42	97	H UT Martin	64 61							
142	A Alabama	54 48	198	H Troy	97 43							

Non-Div I Games:

Vanderbilt

Loss, Non-Conf, S Site, H Home A Away N Neutral

Average RPI Win:	<b>298</b>	WON-LOST	WINNING	LAST 10	STRENGTH OF	OPP. STRENGTH	TEAM	ADJ.	CONF.	ADJ CONF.
Average RPI Loss:	<b>180</b>	RECORD	PCT. RANK	GAMES	SCHEDULE	OF SCHEDULE	RPI	RPI	RPI	RPI
DIV. I ONLY	<b>7- 15</b>	<b>264</b>	<b>2- 8</b>	<b>258</b>	<b>335</b>	<b>277</b>	<b>277</b>	<b>15</b>	<b>15</b>	
DIV. I NON-CONF.	<b>5- 8</b>	<b>209</b>	<b>1- 2</b>	<b>309</b>	<b>348</b>	<b>285</b>	<b>285</b>	<b>18</b>	<b>18</b>	
TOTALS	RPI 1-25	RPI 26-50	W-L RECORDS	RPI 51-100	RPI 101-150	RPI 150+				
7- 15	0- 0	0- 1	OVERALL	0- 2	0- 2	7- 10				
3- 6	0- 0	0- 0	HOME	0- 1	0- 1	3- 4				
4- 9	0- 0	0- 1	AWAY	0- 1	0- 1	4- 6				
0- 0	0- 0	0- 0	NEUTRAL	0- 0	0- 0	0- 0				
5- 8	0- 0	0- 0	NON-CONFERENCE	0- 0	0- 1	5- 7				
2- 3	0- 0	0- 0	HOME	0- 0	0- 1	2- 2				
3- 5	0- 0	0- 0	AWAY	0- 0	0- 0	3- 5				
0- 0	0- 0	0- 0	NEUTRAL	0- 0	0- 0	0- 0				
2- 7	0- 0	0- 1	CONFERENCE	0- 2	0- 1	2- 3				
1- 3	0- 0	0- 0	HOME	0- 1	0- 0	1- 2				
1- 4	0- 0	0- 1	AWAY	0- 1	0- 1	1- 1				
0- 0	0- 0	0- 0	NEUTRAL	0- 0	0- 0	0- 0				

RPI S	Opponent	Score	RPI S	Opponent	Score	RPI S	Opponent	Score	RPI S	Opponent	Score	Team's RPI: 277
47	A Albany (NY)	43 <b>72</b>	94	A Maine	51 <b>63</b>	109	A Stony Brook	59 <b>73</b>				
			94	H Maine	41 <b>62</b>	130	H Quinnipiac	65 <b>77</b>				
						161	A Brown	54 <b>71</b>				
						184	A UMBC	48 <b>85</b>				
						194	H Oakland	68 <b>74</b>				
						195	A Delaware	60 <b>71</b>				
						206	A Bryant	52 <b>68</b>				
						215	H Binghamton	53 <b>57</b>				
						217	H Hartford	47 <b>51</b>				
						235	A Columbia	56 <b>73</b>				
						258	H Sacred Heart	53 51				
						267	H New Hampshire	83 63				
						270	A Holy Cross	63 <b>77</b>				
						272	A Dartmouth	56 54				
						282	H Central Conn. St.	79 63				
						323	A UMass Lowell	59 51				
						336	A NJIT	54 46				
						346	H St. Francis Brooklyn	55 <b>59</b>				
						347	A Boston U.	60 45				
LAST 12 Division I GAMES:												
94	A Maine	51 <b>63</b>	47	A Albany (NY)	43 <b>72</b>							
109	A Stony Brook	59 <b>73</b>	94	H Maine	41 <b>62</b>							
267	H New Hampshire	83 63	184	A UMBC	48 <b>85</b>							
215	H Binghamton	53 <b>57</b>	194	H Oakland	68 <b>74</b>							
323	A UMass Lowell	59 51	347	A Boston U.	60 45							
217	H Hartford	47 <b>51</b>	195	A Delaware	60 <b>71</b>							

Non-Div I Games:

Vermont

  Loss, 
  Non-Conf, 
  S Site, 
  H Home 
  A Away 
N Neutral

Average RPI Win:	141	WON-LOST	WINNING	LAST 10	STRENGTH OF	OPP. STRENGTH	TEAM	ADJ.	CONF.	ADJ CONF.
Average RPI Loss:	85	RECORD	PCT. RANK	GAMES	SCHEDULE	OF SCHEDULE	RPI	RPI	RPI	RPI
DIV. I ONLY	14- 8	99	7- 3	73	43	60	60	6	6	
DIV. I NON-CONF.	7- 4	110	1- 0	28	66	38	38	6	6	
TOTALS	RPI 1-25	RPI 26-50	W-L RECORDS	RPI 51-100	RPI 101-150	RPI 150+				
14- 8	1- 0	3- 2	OVERALL	3- 3	0- 3	7- 0				
6- 2	1- 0	2- 0	HOME	1- 1	0- 1	2- 0				
6- 5	0- 0	1- 2	AWAY	1- 1	0- 2	4- 0				
2- 1	0- 0	0- 0	NEUTRAL	1- 1	0- 0	1- 0				
7- 4	0- 0	1- 2	NON-CONFERENCE	2- 2	0- 0	4- 0				
3- 0	0- 0	1- 0	HOME	1- 0	0- 0	1- 0				
2- 3	0- 0	0- 2	AWAY	0- 1	0- 0	2- 0				
2- 1	0- 0	0- 0	NEUTRAL	1- 1	0- 0	1- 0				
7- 4	1- 0	2- 0	CONFERENCE	1- 1	0- 3	3- 0				
3- 2	1- 0	1- 0	HOME	0- 1	0- 1	1- 0				
4- 2	0- 0	1- 0	AWAY	1- 0	0- 2	2- 0				
0- 0	0- 0	0- 0	NEUTRAL	0- 0	0- 0	0- 0				

RPI 1-25				RPI 26-50				RPI 51-100 Team's RPI: 60				RPI 101+			
RPI	S	Opponent	Score	RPI	S	Opponent	Score	RPI	S	Opponent	Score	RPI	S	Opponent	Score
18	H	Seton Hall	55 45	29	A	DePaul	64 60	53	N	St. Mary's (CA)	60 67	125	A	Creighton	48 53
				36	A	North Carolina St.	64 70	70	A	Temple	55 61	125	H	Creighton	62 65
				37	A	George Washington	70 78	74	N	Drexel	67 55	137	A	Xavier	67 74
				42	H	St. John's (NY)	58 54	77	A	Marquette	82 75	173	A	Butler	57 45
				44	H	Penn	66 46	88	H	Saint Joseph's	55 49	205	N	Sacramento St.	78 54
								100	H	Georgetown	51 57	214	A	Lehigh	65 44
												233	A	Providence	76 47
												233	H	Providence	67 39
												263	H	Loyola Maryland	67 55
												280	A	La Salle	67 56
LAST 12 Division I GAMES:															
233	A	Providence	76 47	29	A	DePaul	64 60	77	A	Marquette	82 75				
125	A	Creighton	48 53					125	H	Creighton	62 65				
44	H	Penn	66 46					233	H	Providence	67 39				
100	H	Georgetown	51 57					137	A	Xavier	67 74				
42	H	St. John's (NY)	58 54					173	A	Butler	57 45				
18	H	Seton Hall	55 45												

Non-Div I Games:

Villanova

Average RPI Win:	185	WON-LOST	WINNING	LAST 10	STRENGTH OF	OPP. STRENGTH	TEAM	ADJ.	CONF.	ADJ CONF.
Average RPI Loss:	40	RECORD	PCT. RANK	GAMES	SCHEDULE	OF SCHEDULE	RPI	RPI	RPI	RPI
DIV. I ONLY	13- 9	121	5- 5	55	52	89	89	5	5	
DIV. I NON-CONF.	10- 4	86	3- 1	189	103	112	112	5	5	
TOTALS	RPI 1-25	RPI 26-50	W-L RECORDS	RPI 51-100	RPI 101-150	RPI 150+				
13- 9	1- 4	0- 3	OVERALL	4- 1	1- 1	7- 0				
8- 4	0- 2	0- 1	HOME	1- 0	0- 1	7- 0				
4- 3	0- 2	0- 1	AWAY	3- 0	1- 0	0- 0				
1- 2	1- 0	0- 1	NEUTRAL	0- 1	0- 0	0- 0				
10- 4	1- 1	0- 2	NON-CONFERENCE	2- 1	0- 0	7- 0				
7- 1	0- 0	0- 1	HOME	0- 0	0- 0	7- 0				
2- 1	0- 1	0- 0	AWAY	2- 0	0- 0	0- 0				
1- 2	1- 0	0- 1	NEUTRAL	0- 1	0- 0	0- 0				
3- 5	0- 3	0- 1	CONFERENCE	2- 0	1- 1	0- 0				
1- 3	0- 2	0- 0	HOME	1- 0	0- 1	0- 0				
2- 2	0- 1	0- 1	AWAY	1- 0	1- 0	0- 0				
0- 0	0- 0	0- 0	NEUTRAL	0- 0	0- 0	0- 0				

RPI S	Opponent	Score	RPI S	Opponent	Score	RPI S	Opponent	Score	RPI S	Opponent	Score
1	H Notre Dame	46 74	36	A North Carolina St.	52 63	51	H Miami (FL)	76 56	132	H Pittsburgh	55 58
5	A Ohio St.	73 93	39	N Rutgers	48 60	67	A Auburn	69 52	148	A Wake Forest	52 50
11	A Florida St.	48 70	43	H Iowa	73 85	76	A Middle Tenn.	70 66	209	H Richmond	71 51
13	H Louisville	41 59				78	N Tulane	62 67	231	H Coppin St.	75 40
23	N Green Bay	68 59				92	A Georgia Tech	78 67	234	H Bowling Green	68 39
									291	H Charleston So.	85 65
									304	H Longwood	81 46
									336	H NJIT	81 54
									349	H Norfolk St.	86 50
LAST 12 Division I GAMES:											
36	A North Carolina St.	52 63	1	H Notre Dame	46 74						
132	H Pittsburgh	55 58	51	H Miami (FL)	76 56						
11	A Florida St.	48 70	209	H Richmond	71 51						
92	A Georgia Tech	78 67	231	H Coppin St.	75 40						
13	H Louisville	41 59	5	A Ohio St.	73 93						
148	A Wake Forest	52 50	291	H Charleston So.	85 65						

Non-Div I Games:

Virginia



Average RPI Win:	203	WON-LOST	WINNING	LAST 10	STRENGTH OF	OPP. STRENGTH	TEAM	ADJ.	CONF.	ADJ CONF.
Average RPI Loss:	33	RECORD	PCT. RANK	GAMES	SCHEDULE	OF SCHEDULE	RPI	RPI	RPI	RPI
DIV. I ONLY	14- 7	82	4- 6	113	48	90	90	5	5	
DIV. I NON-CONF.	12- 1	10	4- 0	290	124	75	75	5	5	
TOTALS	RPI 1-25	RPI 26-50	W-L RECORDS	RPI 51-100	RPI 101-150	RPI 150+				
14- 7	1- 4	0- 1	OVERALL	1- 2	1- 0	11- 0				
12- 2	0- 0	0- 1	HOME	1- 1	0- 0	11- 0				
2- 5	1- 4	0- 0	AWAY	0- 1	1- 0	0- 0				
0- 0	0- 0	0- 0	NEUTRAL	0- 0	0- 0	0- 0				
12- 1	1- 0	0- 0	NON-CONFERENCE	0- 1	1- 0	10- 0				
10- 0	0- 0	0- 0	HOME	0- 0	0- 0	10- 0				
2- 1	1- 0	0- 0	AWAY	0- 1	1- 0	0- 0				
0- 0	0- 0	0- 0	NEUTRAL	0- 0	0- 0	0- 0				
2- 6	0- 4	0- 1	CONFERENCE	1- 1	0- 0	1- 0				
2- 2	0- 0	0- 1	HOME	1- 1	0- 0	1- 0				
0- 4	0- 4	0- 0	AWAY	0- 0	0- 0	0- 0				
0- 0	0- 0	0- 0	NEUTRAL	0- 0	0- 0	0- 0				

RPI 1-25				RPI 26-50				RPI 51-100 Team's RPI: 90				RPI 101+			
RPI	S	Opponent	Score	RPI	S	Opponent	Score	RPI	S	Opponent	Score	RPI	S	Opponent	Score
1	A	Notre Dame	41 80	36	H	North Carolina St.	61 72	51	H	Miami (FL)	45 57	136	A	Penn St.	64 59
11	A	Florida St.	50 68					86	H	Boston College	58 33	166	H	Col. of Charleston	81 47
12	A	Tennessee	57 43					100	A	Georgetown	56 73	186	H	George Mason	80 63
13	A	Louisville	45 56									203	H	Presbyterian	58 44
20	A	Syracuse	39 60									222	H	Furman	59 30
LAST 12 Division I GAMES:															
11	A	Florida St.	50 68	13	A	Louisville	45 56								
51	H	Miami (FL)	45 57	86	H	Boston College	58 33								
1	A	Notre Dame	41 80	222	H	Furman	59 30								
36	H	North Carolina St.	61 72	229	H	Radford	47 40								
247	H	Clemson	79 49	339	H	Mt. St. Mary's	59 42								
20	A	Syracuse	39 60	231	H	Coppin St.	72 39								

Non-Div I Games:

Virginia Tech

■ Loss, 
■ Non-Conf, S Site, 
■ Home 
■ Away 
N Neutral

Average RPI Win:	340	WON-LOST	WINNING	LAST 10	STRENGTH OF	OPP. STRENGTH	TEAM	ADJ.	CONF.	ADJ CONF.
Average RPI Loss:	199	RECORD	PCT. RANK	GAMES	SCHEDULE	OF SCHEDULE	RPI	RPI	RPI	RPI
DIV. I ONLY	4- 17	314	2- 8	318	302	337	337	31	31	
DIV. I NON-CONF.	2- 9	296	0- 2	246	94	311	311	32	32	
TOTALS	RPI 1-25	RPI 26-50	W-L RECORDS	RPI 51-100	RPI 101-150	RPI 150+				
4- 17	0- 1	0- 1	OVERALL	0- 1	0- 3	4- 11				
3- 6	0- 0	0- 0	HOME	0- 0	0- 2	3- 4				
1- 11	0- 1	0- 1	AWAY	0- 1	0- 1	1- 7				
0- 0	0- 0	0- 0	NEUTRAL	0- 0	0- 0	0- 0				
2- 9	0- 1	0- 1	NON-CONFERENCE	0- 1	0- 3	2- 3				
2- 2	0- 0	0- 0	HOME	0- 0	0- 2	2- 0				
0- 7	0- 1	0- 1	AWAY	0- 1	0- 1	0- 3				
0- 0	0- 0	0- 0	NEUTRAL	0- 0	0- 0	0- 0				
2- 8	0- 0	0- 0	CONFERENCE	0- 0	0- 0	2- 8				
1- 4	0- 0	0- 0	HOME	0- 0	0- 0	1- 4				
1- 4	0- 0	0- 0	AWAY	0- 0	0- 0	1- 4				
0- 0	0- 0	0- 0	NEUTRAL	0- 0	0- 0	0- 0				

RPI 1-25				RPI 26-50				RPI 51-100				RPI 101+ Team's RPI: 337			
RPI	S	Opponent	Score	RPI	S	Opponent	Score	RPI	S	Opponent	Score	RPI	S	Opponent	Score
5	A	Ohio St.	47 106	44	A	Penn	50 78	99	A	Yale	60 78	109	H	Stony Brook	62 73
												131	H	Ole Miss	49 86
												132	A	Pittsburgh	41 67
												174	A	Old Dominion	57 71
												206	H	Bryant	71 82
												207	A	Robert Morris	44 64
												235	A	Columbia	48 67
												258	A	Sacred Heart	62 73
												258	H	Sacred Heart	73 77
												275	A	Saint Francis (PA)	78 93
												282	H	Central Conn. St.	52 62
												306	A	Delaware St.	44 66
												326	H	LIU Brooklyn	63 73
												332	H	Lafayette	69 48
												336	H	NJIT	76 53
												339	A	Mt. St. Mary's	55 64
												346	A	St. Francis Brooklyn	82 78
												346	H	St. Francis Brooklyn	70 53
LAST 12 Division I GAMES:															
346	A	St. Francis Brooklyn	82 78	258	A	Sacred Heart	62 73								
339	A	Mt. St. Mary's	55 64	206	H	Bryant	71 82								
346	H	St. Francis Brooklyn	70 53	207	A	Robert Morris	44 64								
258	H	Sacred Heart	73 77	275	A	Saint Francis (PA)	78 93								
326	H	LIU Brooklyn	63 73	235	A	Columbia	48 67								
282	H	Central Conn. St.	52 62	44	A	Penn	50 78								

Non-Div I Games:

Wagner

■ Loss, 
■ Non-Conf, 
■ S Site, 
■ H Home 
■ A Away 
N Neutral

## Wake Forest

Through Games Of Feb. 3, 2016

Average RPI Win:	<b>199</b>	WON-LOST	WINNING	LAST 10	STRENGTH OF	OPP. STRENGTH	TEAM	ADJ.	CONF.	ADJ CONF.
Average RPI Loss:	<b>66</b>	RECORD	PCT. RANK	GAMES	SCHEDULE	OF SCHEDULE	RPI	RPI	RPI	RPI
DIV. I ONLY	<b>11- 11</b>	<b>165</b>	<b>3- 7</b>	<b>122</b>	<b>55</b>	<b>148</b>	<b>148</b>	<b>5</b>	<b>5</b>	
DIV. I NON-CONF.	<b>9- 4</b>	<b>96</b>	<b>2- 1</b>	<b>310</b>	<b>135</b>	<b>192</b>	<b>192</b>	<b>5</b>	<b>5</b>	
TOTALS	RPI 1-25	RPI 26-50	W-L RECORDS	RPI 51-100	RPI 101-150	RPI 150+				
11- 11	0- 4	0- 2	OVERALL	1- 2	2- 1	8- 2				
7- 5	0- 2	0- 0	HOME	0- 1	2- 1	5- 1				
3- 5	0- 2	0- 2	AWAY	1- 1	0- 0	2- 0				
1- 1	0- 0	0- 0	NEUTRAL	0- 0	0- 0	1- 1				
9- 4	0- 1	0- 0	NON-CONFERENCE	0- 0	1- 1	8- 2				
6- 2	0- 0	0- 0	HOME	0- 0	1- 1	5- 1				
2- 1	0- 1	0- 0	AWAY	0- 0	0- 0	2- 0				
1- 1	0- 0	0- 0	NEUTRAL	0- 0	0- 0	1- 1				
2- 7	0- 3	0- 2	CONFERENCE	1- 2	1- 0	0- 0				
1- 3	0- 2	0- 0	HOME	0- 1	1- 0	0- 0				
1- 4	0- 1	0- 2	AWAY	1- 1	0- 0	0- 0				
0- 0	0- 0	0- 0	NEUTRAL	0- 0	0- 0	0- 0				

RPI 1-25				RPI 26-50				RPI 51-100				RPI 101+ Team's RPI: 148			
RPI	S	Opponent	Score	RPI	S	Opponent	Score	RPI	S	Opponent	Score	RPI	S	Opponent	Score
11	H	Florida St.	55 <b>96</b>	36	A	North Carolina St.	47 <b>64</b>	51	A	Miami (FL)	60 <b>71</b>	112	H	LSU	60 57
13	A	Louisville	54 <b>78</b>	38	A	Duke	68 <b>95</b>	86	A	Boston College	65 59	120	H	North Carolina	75 63
20	H	Syracuse	65 <b>91</b>					89	H	Virginia	50 <b>52</b>	122	H	Belmont	64 <b>78</b>
24	A	Missouri	81 <b>94</b>									151	H	ETSU	69 52
												156	N	Hampton	42 <b>47</b>
												165	H	Wisconsin	51 <b>64</b>
												170	H	Davidson	77 58
												178	H	Jacksonville	57 51
												209	H	Richmond	43 33
												253	A	American	71 70
												280	H	La Salle	61 53
												311	N	Coastal Caro.	81 52
												318	A	FIU	57 53
LAST 12 Division I GAMES:															
13	A	Louisville	54 <b>78</b>	89	H	Virginia	50 <b>52</b>								
11	H	Florida St.	55 <b>96</b>	38	A	Duke	68 <b>95</b>								
86	A	Boston College	65 59	36	A	North Carolina St.	47 <b>64</b>								
120	H	North Carolina	75 63	318	A	FIU	57 53								
20	H	Syracuse	65 <b>91</b>	156	N	Hampton	42 <b>47</b>								
51	A	Miami (FL)	60 <b>71</b>	209	H	Richmond	43 33								

Non-Div I Games:

Wake Forest

■ Loss, 
■ Non-Conf, S Site, 
■ Home 
■ Away 
N Neutral

Average RPI Win:	118	WON-LOST	WINNING	LAST 10	STRENGTH OF	OPP. STRENGTH	TEAM	ADJ.	CONF.	ADJ CONF.
Average RPI Loss:	27	RECORD	PCT. RANK	GAMES	SCHEDULE	OF SCHEDULE	RPI	RPI	RPI	RPI
DIV. I ONLY	16- 5	45	7- 3	35	10	19	19	1	1	
DIV. I NON-CONF.	9- 2	37	2- 0	69	81	42	42	1	1	
TOTALS	RPI 1-25	RPI 26-50	W-L RECORDS	RPI 51-100	RPI 101-150	RPI 150+				
16- 5	1- 3	1- 1	OVERALL	7- 1	2- 0	5- 0				
10- 2	1- 1	1- 1	HOME	4- 0	0- 0	4- 0				
5- 2	0- 1	0- 0	AWAY	3- 1	1- 0	1- 0				
1- 1	0- 1	0- 0	NEUTRAL	0- 0	1- 0	0- 0				
9- 2	0- 1	0- 1	NON-CONFERENCE	3- 0	2- 0	4- 0				
6- 1	0- 0	0- 1	HOME	2- 0	0- 0	4- 0				
2- 0	0- 0	0- 0	AWAY	1- 0	1- 0	0- 0				
1- 1	0- 1	0- 0	NEUTRAL	0- 0	1- 0	0- 0				
7- 3	1- 2	1- 0	CONFERENCE	4- 1	0- 0	1- 0				
4- 1	1- 1	1- 0	HOME	2- 0	0- 0	0- 0				
3- 2	0- 1	0- 0	AWAY	2- 1	0- 0	1- 0				
0- 0	0- 0	0- 0	NEUTRAL	0- 0	0- 0	0- 0				

RPI	S	Opponent	Score	RPI	S	Opponent	Score	RPI	S	Opponent	Score	RPI	S	Opponent	Score
6	A	Stanford	53 69	28	H	Southern California	69 60	56	A	Washington St.	79 64	126	N	Texas Tech	77 73
8	H	UCLA	64 56	30	H	Oklahoma	68 71	56	H	Washington St.	69 63	140	A	Fresno St.	89 79
10	H	Arizona St.	61 68					63	A	California	75 65	158	A	Colorado	76 74
20	N	Syracuse	62 66					64	H	UC Riverside	78 43	181	H	Weber St.	69 56
								68	A	Utah	83 88	221	H	Seattle	96 55
								72	H	Santa Clara	100 55	269	H	Portland	83 65
								83	A	South Dakota	77 64	274	H	San Diego St.	80 51
								95	H	Arizona	63 47				
LAST 12 Division I GAMES:															
63	A	California	75 65	10	H	Arizona St.	61 68								
6	A	Stanford	53 69	68	A	Utah	83 88								
56	H	Washington St.	69 63	158	A	Colorado	76 74								
28	H	Southern California	69 60	56	A	Washington St.	79 64								
8	H	UCLA	64 56	181	H	Weber St.	69 56								
95	H	Arizona	63 47	64	H	UC Riverside	78 43								

Non-Div I Games:

Washington

■ Loss, 
 ■ Non-Conf, S Site, 
 ■ Home 
 ■ Away 
 N Neutral

Average RPI Win:	155	WON-LOST	WINNING	LAST 10	STRENGTH OF	OPP. STRENGTH	TEAM	ADJ.	CONF.	ADJ CONF.
Average RPI Loss:	29	RECORD	PCT. RANK	GAMES	SCHEDULE	OF SCHEDULE	RPI	RPI	RPI	RPI
DIV. I ONLY	12- 9	132	3- 7	41	13	56	56	1	1	
DIV. I NON-CONF.	9- 2	37	1- 1	96	95	22	22	1	1	
TOTALS	RPI 1-25	RPI 26-50	W-L RECORDS	RPI 51-100	RPI 101-150	RPI 150+				
12- 9	0- 6	1- 0	OVERALL	3- 3	1- 0	7- 0				
6- 3	0- 3	1- 0	HOME	2- 0	0- 0	3- 0				
5- 6	0- 3	0- 0	AWAY	1- 3	1- 0	3- 0				
1- 0	0- 0	0- 0	NEUTRAL	0- 0	0- 0	1- 0				
9- 2	0- 1	0- 0	NON-CONFERENCE	2- 1	1- 0	6- 0				
4- 0	0- 0	0- 0	HOME	1- 0	0- 0	3- 0				
4- 2	0- 1	0- 0	AWAY	1- 1	1- 0	2- 0				
1- 0	0- 0	0- 0	NEUTRAL	0- 0	0- 0	1- 0				
3- 7	0- 5	1- 0	CONFERENCE	1- 2	0- 0	1- 0				
2- 3	0- 3	1- 0	HOME	1- 0	0- 0	0- 0				
1- 4	0- 2	0- 0	AWAY	0- 2	0- 0	1- 0				
0- 0	0- 0	0- 0	NEUTRAL	0- 0	0- 0	0- 0				

RPI	S	Opponent	Score	RPI	S	Opponent	Score	RPI	S	Opponent	Score	RPI	S	Opponent	Score
6	A	Stanford	52 69	28	H	Southern California	73 61	53	A	St. Mary's (CA)	71 75	113	A	Boise St.	57 52
8	H	UCLA	73 75					63	A	California	71 74	156	H	Hampton	68 61
10	H	Arizona St.	45 63					68	A	Utah	71 73	158	A	Colorado	74 66
15	A	Oklahoma St.	60 70					69	A	San Diego	78 72	167	A	Hawaii	62 52
19	A	Washington	63 69					84	H	Gonzaga	55 48	202	A	Kansas	66 53
19	H	Washington	64 79					95	H	Arizona	67 46	218	H	San Jose St.	95 80
												259	H	UC Santa Barbara	61 44
												316	N	Nevada	70 57
LAST 12 Division I GAMES:															
6	A	Stanford	52 69	95	H	Arizona	67 46								
63	A	California	71 74	158	A	Colorado	74 66								
19	A	Washington	63 69	68	A	Utah	71 73								
8	H	UCLA	73 75	19	H	Washington	64 79								
28	H	Southern California	73 61	202	A	Kansas	66 53								
10	H	Arizona St.	45 63	53	A	St. Mary's (CA)	71 75								

Non-Div I Games:

Washington St.

■ Loss, 
■ Non-Conf, 
■ S Site, 
■ H Home 
■ A Away 
N Neutral

Average RPI Win:	253	WON-LOST	WINNING	LAST 10	STRENGTH OF	OPP. STRENGTH	TEAM	ADJ.	CONF.	ADJ CONF.
Average RPI Loss:	108	RECORD	PCT. RANK	GAMES	SCHEDULE	OF SCHEDULE	RPI	RPI	RPI	RPI
DIV. I ONLY	12- 5	70	6- 3	342	106	181	181	18	18	
DIV. I NON-CONF.	6- 3	100	1- 2	318	89	172	172	19	19	
TOTALS	RPI 1-25	RPI 26-50	W-L RECORDS	RPI 51-100	RPI 101-150	RPI 150+				
12- 5	0- 2	0- 0	OVERALL	0- 0	0- 0	12- 3				
3- 3	0- 1	0- 0	HOME	0- 0	0- 0	3- 2				
8- 2	0- 1	0- 0	AWAY	0- 0	0- 0	8- 1				
1- 0	0- 0	0- 0	NEUTRAL	0- 0	0- 0	1- 0				
6- 3	0- 2	0- 0	NON-CONFERENCE	0- 0	0- 0	6- 1				
1- 2	0- 1	0- 0	HOME	0- 0	0- 0	1- 1				
4- 1	0- 1	0- 0	AWAY	0- 0	0- 0	4- 0				
1- 0	0- 0	0- 0	NEUTRAL	0- 0	0- 0	1- 0				
6- 2	0- 0	0- 0	CONFERENCE	0- 0	0- 0	6- 2				
2- 1	0- 0	0- 0	HOME	0- 0	0- 0	2- 1				
4- 1	0- 0	0- 0	AWAY	0- 0	0- 0	4- 1				
0- 0	0- 0	0- 0	NEUTRAL	0- 0	0- 0	0- 0				

RPI 1-25				RPI 26-50				RPI 51-100				RPI 101+ Team's RPI: 181			
RPI	S	Opponent	Score	RPI	S	Opponent	Score	RPI	S	Opponent	Score	RPI	S	Opponent	Score
19	A	Washington	56 69									152	A	Idaho St.	61 46
21	H	BYU	51 68									152	H	Idaho St.	57 58
												166	H	Col. of Charleston	42 50
												172	A	North Dakota	62 56
												183	A	Northern Colo.	63 65
												190	A	North Texas	45 38
												205	H	Sacramento St.	77 66
												224	H	Utah Valley	61 56
												261	A	Northern Ariz.	76 56
												262	N	Stephen F. Austin	56 46
												269	A	Portland	57 55
												299	A	Denver	61 49
												322	H	Portland St.	102 73
												335	A	Southern Utah	69 51
												341	A	Cal St. Fullerton	60 40
LAST 12 Division I GAMES:															
335	A	Southern Utah	69 51	172	A	North Dakota	62 56								
261	A	Northern Ariz.	76 56	152	A	Idaho St.	61 46								
152	H	Idaho St.	57 58	19	A	Washington	56 69								
205	H	Sacramento St.	77 66	224	H	Utah Valley	61 56								
322	H	Portland St.	102 73	21	H	BYU	51 68								
183	A	Northern Colo.	63 65	262	N	Stephen F. Austin	56 46								

Non-Div I Games: Westminster (UT) 79 46 Bethesda (CA) 86 60

Weber St.

Loss, Non-Conf, S Site, H Home A Away N Neutral

## West Virginia

Through Games Of Feb. 3, 2016

Average RPI Win:	173	WON-LOST	WINNING	LAST 10	STRENGTH OF	OPP. STRENGTH	TEAM	ADJ.	CONF.	ADJ CONF.
Average RPI Loss:	26	RECORD	PCT. RANK	GAMES	SCHEDULE	OF SCHEDULE	RPI	RPI	RPI	RPI
DIV. I ONLY	17- 6	52	6- 4	58	49	40	40	3	3	
DIV. I NON-CONF.	11- 2	28	2- 0	154	185	52	52	3	3	
TOTALS	RPI 1-25	RPI 26-50	W-L RECORDS	RPI 51-100	RPI 101-150	RPI 150+				
17- 6	0- 3	1- 2	OVERALL	5- 1	2- 0	9- 0				
8- 2	0- 2	0- 0	HOME	1- 0	1- 0	6- 0				
4- 3	0- 1	1- 1	AWAY	1- 1	1- 0	1- 0				
5- 1	0- 0	0- 1	NEUTRAL	3- 0	0- 0	2- 0				
11- 2	0- 0	0- 1	NON-CONFERENCE	4- 1	0- 0	7- 0				
6- 0	0- 0	0- 0	HOME	1- 0	0- 0	5- 0				
0- 1	0- 0	0- 0	AWAY	0- 1	0- 0	0- 0				
5- 1	0- 0	0- 1	NEUTRAL	3- 0	0- 0	2- 0				
6- 4	0- 3	1- 1	CONFERENCE	1- 0	2- 0	2- 0				
2- 2	0- 2	0- 0	HOME	0- 0	1- 0	1- 0				
4- 2	0- 1	1- 1	AWAY	1- 0	1- 0	1- 0				
0- 0	0- 0	0- 0	NEUTRAL	0- 0	0- 0	0- 0				

RPI 1-25				RPI 26-50				Team's RPI: 40				RPI 51-100				RPI 101+			
RPI	S	Opponent	Score	RPI	S	Opponent	Score	RPI	S	Opponent	Score	RPI	S	Opponent	Score	RPI	S	Opponent	Score
3	A	Baylor	64 69	28	N	Southern California	67 78	54	N	Indiana	75 64	126	A	Texas Tech	69 42				
3	H	Baylor	61 71	30	A	Oklahoma	54 57	65	N	James Madison	69 62	126	H	Texas Tech	79 57				
9	H	Texas	54 65	46	A	Kansas St.	72 53	79	H	Elon	67 57	169	N	Marshall	66 60				
								84	A	Gonzaga	57 62	202	A	Kansas	65 45				
								93	A	TCU	97 84	202	H	Kansas	72 35				
								99	N	Yale	70 60	230	N	Grand Canyon	68 50				
												231	H	Coppin St.	96 64				
												289	H	Morehead St.	94 56				
												304	H	Longwood	74 43				
												306	H	Delaware St.	77 34				
												314	H	Fairleigh Dickinson	91 42				
LAST 12 Division I GAMES:																			
126	A	Texas Tech	69 42	126	H	Texas Tech	79 57	46	A	Kansas St.	72 53	202	A	Kansas	65 45	9	H	Texas	54 65
3	H	Baylor	61 71	30	A	Oklahoma	54 57	79	H	Elon	67 57	54	N	Indiana	75 64				
93	A	TCU	97 84	202	H	Kansas	72 35												
202	H	Kansas	72 35	3	A	Baylor	64 69												

Non-Div I Games:

West Virginia

■ Loss, 
 ■ Non-Conf, 
 ■ S Site, 
 ■ H Home 
 ■ A Away 
 N Neutral

Average RPI Win:	301	WON-LOST	WINNING	LAST 10	STRENGTH OF	OPP. STRENGTH	TEAM	ADJ.	CONF.	ADJ CONF.
Average RPI Loss:	175	RECORD	PCT. RANK	GAMES	SCHEDULE	OF SCHEDULE	RPI	RPI	RPI	RPI
DIV. I ONLY	3- 15	323	2- 7	154	313	302	302	17	17	
DIV. I NON-CONF.	1- 10	330	0- 4	152	346	312	312	16	16	
TOTALS	RPI 1-25	RPI 26-50	W-L RECORDS	RPI 51-100	RPI 101-150	RPI 150+				
3- 15	0- 0	0- 2	OVERALL	0- 1	0- 3	3- 9				
2- 5	0- 0	0- 0	HOME	0- 0	0- 3	2- 2				
0- 10	0- 0	0- 2	AWAY	0- 1	0- 0	0- 7				
1- 0	0- 0	0- 0	NEUTRAL	0- 0	0- 0	1- 0				
1- 10	0- 0	0- 2	NON-CONFERENCE	0- 0	0- 1	1- 7				
0- 2	0- 0	0- 0	HOME	0- 0	0- 1	0- 1				
0- 8	0- 0	0- 2	AWAY	0- 0	0- 0	0- 6				
1- 0	0- 0	0- 0	NEUTRAL	0- 0	0- 0	1- 0				
2- 5	0- 0	0- 0	CONFERENCE	0- 1	0- 2	2- 2				
2- 3	0- 0	0- 0	HOME	0- 0	0- 2	2- 1				
0- 2	0- 0	0- 0	AWAY	0- 1	0- 0	0- 1				
0- 0	0- 0	0- 0	NEUTRAL	0- 0	0- 0	0- 0				

RPI S	Opponent	Score	RPI S	Opponent	Score	RPI S	Opponent	Score	RPI S	Opponent	Score	Team's RPI: 302
36	A North Carolina St.	55 86	38	A Duke	47 84	58	A Chattanooga	59 77	121	H Samford	42 59	
									123	H Mercer	88 92	
									141	H UNC Asheville	45 67	
									151	A ETSU	62 74	
									170	A Davidson	51 64	
									213	A Eastern Ky.	62 91	
									222	H Furman	76 83	
									237	A USC Upstate	59 68	
									257	H Bethune-Cookman	59 66	
									281	A Campbell	66 73	
									285	A Kennesaw St.	53 65	
									288	H UNCG	84 72	
									291	A Charleston So.	59 80	
									305	N Florida A&M	69 53	
									309	H Wofford	74 72	
LAST 12 Division I GAMES:												
288	H UNCG	84 72	121	H Samford	42 59							
309	H Wofford	74 72	237	A USC Upstate	59 68							
222	H Furman	76 83	38	A Duke	47 84							
151	A ETSU	62 74	291	A Charleston So.	59 80							
58	A Chattanooga	59 77	36	A North Carolina St.	55 86							
123	H Mercer	88 92	281	A Campbell	66 73							

Non-Div I Games: Anderson (SC) 72 55 Brevard 68 60 Warren Wilson 106 52

Western Caro.



Average RPI Win:	278	WON-LOST	WINNING	LAST 10	STRENGTH OF	OPP. STRENGTH	TEAM	ADJ.	CONF.	ADJ CONF.
Average RPI Loss:	146	RECORD	PCT. RANK	GAMES	SCHEDULE	OF SCHEDULE	RPI	RPI	RPI	RPI
DIV. I ONLY	10- 10	165	6- 4	270	269	227	227	20	20	
DIV. I NON-CONF.	5- 6	180	1- 2	283	270	241	241	21	21	
TOTALS	RPI 1-25	RPI 26-50	W-L RECORDS	RPI 51-100	RPI 101-150	RPI 150+				
10- 10	0- 0	0- 2	OVERALL	0- 2	1- 1	9- 5				
5- 4	0- 0	0- 0	HOME	0- 1	1- 1	4- 2				
4- 5	0- 0	0- 2	AWAY	0- 1	0- 0	4- 2				
1- 1	0- 0	0- 0	NEUTRAL	0- 0	0- 0	1- 1				
5- 6	0- 0	0- 2	NON-CONFERENCE	0- 0	1- 0	4- 4				
2- 2	0- 0	0- 0	HOME	0- 0	1- 0	1- 2				
2- 3	0- 0	0- 2	AWAY	0- 0	0- 0	2- 1				
1- 1	0- 0	0- 0	NEUTRAL	0- 0	0- 0	1- 1				
5- 4	0- 0	0- 0	CONFERENCE	0- 2	0- 1	5- 1				
3- 2	0- 0	0- 0	HOME	0- 1	0- 1	3- 0				
2- 2	0- 0	0- 0	AWAY	0- 1	0- 0	2- 1				
0- 0	0- 0	0- 0	NEUTRAL	0- 0	0- 0	0- 0				

RPI S	Opponent	Score	RPI S	Opponent	Score	RPI S	Opponent	Score	RPI S	Opponent	Score	Team's RPI: 227
43	A Iowa	81 96	46	A Kansas St.	45 84	59	A South Dakota St.	63 85	124	H IUPUI	60 68	
						83	H South Dakota	77 102	144	H SIUE	78 74	
									154	H Oral Roberts	72 61	
									172	A North Dakota	67 78	
									179	H Southeast Mo. St.	84 89	
									208	H Ill.-Chicago	70 78	
									257	N Bethune-Cookman	75 59	
									265	A Omaha	66 79	
									265	H Omaha	74 55	
									283	N Towson	77 83	
									299	H Denver	63 60	
									317	A Illinois St.	79 64	
									329	A North Dakota St.	94 82	
									334	A IPFW	78 74	
									338	H Chicago St.	88 50	
									342	A Eastern Ill.	92 69	
LAST 12 Division I GAMES:												
265	H Omaha	74 55	334	A IPFW	78 74							
83	H South Dakota	77 102	265	A Omaha	66 79							
59	A South Dakota St.	63 85	154	H Oral Roberts	72 61							
329	A North Dakota St.	94 82	317	A Illinois St.	79 64							
299	H Denver	63 60	46	A Kansas St.	45 84							
124	H IUPUI	60 68	208	H Ill.-Chicago	70 78							

Non-Div I Games: Ashford 86 58 Central Methodist 108 46

Western Ill.

Average RPI Win:	182	WON-LOST	WINNING	LAST 10	STRENGTH OF	OPP. STRENGTH	TEAM	ADJ.	CONF.	ADJ CONF.
Average RPI Loss:	88	RECORD	PCT. RANK	GAMES	SCHEDULE	OF SCHEDULE	RPI	RPI	RPI	RPI
DIV. I ONLY	16- 3	17	9- 1	190	85	52	52	11	11	
DIV. I NON-CONF.	8- 2	51	3- 0	206	71	57	57	10	10	
TOTALS	RPI 1-25	RPI 26-50	W-L RECORDS	RPI 51-100	RPI 101-150	RPI 150+				
16- 3	1- 0	0- 0	OVERALL	1- 2	2- 1	12- 0				
9- 0	1- 0	0- 0	HOME	1- 0	1- 0	6- 0				
6- 3	0- 0	0- 0	AWAY	0- 2	1- 1	5- 0				
1- 0	0- 0	0- 0	NEUTRAL	0- 0	0- 0	1- 0				
8- 2	1- 0	0- 0	NON-CONFERENCE	0- 1	1- 1	6- 0				
4- 0	1- 0	0- 0	HOME	0- 0	1- 0	2- 0				
3- 2	0- 0	0- 0	AWAY	0- 1	0- 1	3- 0				
1- 0	0- 0	0- 0	NEUTRAL	0- 0	0- 0	1- 0				
8- 1	0- 0	0- 0	CONFERENCE	1- 1	1- 0	6- 0				
5- 0	0- 0	0- 0	HOME	1- 0	0- 0	4- 0				
3- 1	0- 0	0- 0	AWAY	0- 1	1- 0	2- 0				
0- 0	0- 0	0- 0	NEUTRAL	0- 0	0- 0	0- 0				

RPI 1-25				RPI 26-50				RPI 51-100 Team's RPI: 52				RPI 101+			
RPI	S	Opponent	Score	RPI	S	Opponent	Score	RPI	S	Opponent	Score	RPI	S	Opponent	Score
13	H	Louisville	71 69					57	A	Ball St.	60 74	122	H	Belmont	80 65
								76	A	Middle Tenn.	75 83	131	A	Ole Miss	53 59
								87	H	Charlotte	77 66	135	A	Fla. Atlantic	81 62
												153	A	UAB	63 49
												166	A	Col. of Charleston	78 44
												169	H	Marshall	81 52
												171	A	Texas-Arlington	73 64
												174	H	Old Dominion	68 51
												186	N	George Mason	84 58
												190	H	North Texas	65 53
												213	H	Eastern Ky.	76 60
												232	H	Rice	52 49
												255	H	Austin Peay	88 69
												318	A	FIU	71 69
												327	A	Lipscomb	64 56
LAST 12 Division I GAMES:															
				76	A	Middle Tenn.	75 83	135	A	Fla. Atlantic	81 62				
				153	A	UAB	63 49	318	A	FIU	71 69				
				87	H	Charlotte	77 66	169	H	Marshall	81 52				
				174	H	Old Dominion	68 51	122	H	Belmont	80 65				
				190	H	North Texas	65 53	327	A	Lipscomb	64 56				
				232	H	Rice	52 49	166	A	Col. of Charleston	78 44				

Non-Div I Games: Alas. Anchorage 62 58

Western Ky.

■ Loss, 
 ■ Non-Conf, S Site, 
 ■ Home 
 ■ Away 
 N Neutral

Average RPI Win:	254	WON-LOST	WINNING	LAST 10	STRENGTH OF	OPP. STRENGTH	TEAM	ADJ.	CONF.	ADJ CONF.
Average RPI Loss:	65	RECORD	PCT. RANK	GAMES	SCHEDULE	OF SCHEDULE	RPI	RPI	RPI	RPI
DIV. I ONLY	11- 9	145	5- 5	148	149	126	126	12	12	
DIV. I NON-CONF.	6- 4	125	0- 1	156	175	108	108	13	13	
TOTALS	RPI 1-25	RPI 26-50	W-L RECORDS	RPI 51-100	RPI 101-150	RPI 150+				
11- 9	0- 1	0- 2	OVERALL	0- 4	1- 2	10- 0				
5- 2	0- 0	0- 0	HOME	0- 1	0- 1	5- 0				
5- 5	0- 1	0- 1	AWAY	0- 2	1- 1	4- 0				
1- 2	0- 0	0- 1	NEUTRAL	0- 1	0- 0	1- 0				
6- 4	0- 1	0- 1	NON-CONFERENCE	0- 2	0- 0	6- 0				
2- 0	0- 0	0- 0	HOME	0- 0	0- 0	2- 0				
3- 2	0- 1	0- 0	AWAY	0- 1	0- 0	3- 0				
1- 2	0- 0	0- 1	NEUTRAL	0- 1	0- 0	1- 0				
5- 5	0- 0	0- 1	CONFERENCE	0- 2	1- 2	4- 0				
3- 2	0- 0	0- 0	HOME	0- 1	0- 1	3- 0				
2- 3	0- 0	0- 1	AWAY	0- 1	1- 1	1- 0				
0- 0	0- 0	0- 0	NEUTRAL	0- 0	0- 0	0- 0				

RPI 1-25				RPI 26-50				RPI 51-100				RPI 101+ Team's RPI: 126			
RPI	S	Opponent	Score	RPI	S	Opponent	Score	RPI	S	Opponent	Score	RPI	S	Opponent	Score
17	A	Michigan St.	40 78	31	N	Mississippi St.	68 90	57	H	Ball St.	53 77	106	A	Toledo	73 80
				32	A	Ohio	63 73	73	N	FGCU	42 60	106	H	Toledo	68 80
								80	A	Central Mich.	51 53	129	A	Buffalo	92 78
								82	A	Northwestern	62 86	157	A	Loyola Chicago	68 45
												188	H	Detroit	70 66
												212	N	Gardner-Webb	71 44
												234	H	Bowling Green	74 45
												242	H	Miami (OH)	80 66
												303	A	Bradley	72 59
												331	A	Kent St.	65 53
												331	H	Kent St.	73 52
												334	A	IPFW	70 48
												338	H	Chicago St.	65 56
LAST 12 Division I GAMES:															
106	H	Toledo	68 80	331	H	Kent St.	73 52								
331	A	Kent St.	65 53	106	A	Toledo	73 80								
80	A	Central Mich.	51 53	234	H	Bowling Green	74 45								
57	H	Ball St.	53 77	32	A	Ohio	63 73								
129	A	Buffalo	92 78	73	N	FGCU	42 60								
242	H	Miami (OH)	80 66	31	N	Mississippi St.	68 90								

Non-Div I Games: Ferris St. 73 41 Wis.-Parkside 56 49

Western Mich.

■ Loss, 
 ■ Non-Conf, 
 ■ S Site, 
 ■ Home 
 ■ A Away 
 N Neutral

Average RPI Win:	263	WON-LOST	WINNING	LAST 10	STRENGTH OF	OPP. STRENGTH	TEAM	ADJ.	CONF.	ADJ CONF.
Average RPI Loss:	160	RECORD	PCT. RANK	GAMES	SCHEDULE	OF SCHEDULE	RPI	RPI	RPI	RPI
DIV. I ONLY	5- 15	289	1- 0	201	210	290	290	21	21	
DIV. I NON-CONF.	3- 8	258	1- 0	163	222	264	264	17	17	
TOTALS	RPI 1-25	RPI 26-50	W-L RECORDS	RPI 51-100	RPI 101-150	RPI 150+				
5- 15	0- 2	0- 0	OVERALL	0- 2	1- 3	4- 8				
4- 7	0- 2	0- 0	HOME	0- 1	1- 2	3- 2				
1- 7	0- 0	0- 0	AWAY	0- 1	0- 1	1- 5				
0- 1	0- 0	0- 0	NEUTRAL	0- 0	0- 0	0- 1				
3- 8	0- 2	0- 0	NON-CONFERENCE	0- 1	0- 1	3- 4				
2- 4	0- 2	0- 0	HOME	0- 0	0- 0	2- 2				
1- 3	0- 0	0- 0	AWAY	0- 1	0- 1	1- 1				
0- 1	0- 0	0- 0	NEUTRAL	0- 0	0- 0	0- 1				
2- 7	0- 0	0- 0	CONFERENCE	0- 1	1- 2	1- 4				
2- 3	0- 0	0- 0	HOME	0- 1	1- 2	1- 0				
0- 4	0- 0	0- 0	AWAY	0- 0	0- 0	0- 4				
0- 0	0- 0	0- 0	NEUTRAL	0- 0	0- 0	0- 0				

RPI 1-25				RPI 26-50				RPI 51-100				RPI 101+ Team's RPI: 290			
RPI	S	Opponent	Score	RPI	S	Opponent	Score	RPI	S	Opponent	Score	RPI	S	Opponent	Score
12	H	Tennessee	51 58					55	A	Arkansas St.	40 67	102	H	Drake	56 87
24	H	Missouri	37 57					98	H	Missouri St.	57 77	114	H	UNI	44 55
												125	A	Creighton	54 79
												139	H	Southern Ill.	57 48
												157	A	Loyola Chicago	55 60
												179	H	Southeast Mo. St.	62 66
												180	H	Eastern Wash.	62 67
												209	N	Richmond	50 63
												243	A	Indiana St.	33 59
												271	H	Prairie View	64 36
												276	H	N.C. A&T	55 53
												278	A	Tennessee Tech	48 54
												303	A	Bradley	44 50
												310	H	Evansville	58 50
												317	A	Illinois St.	49 70
												318	A	FIU	76 62
LAST 12 Division I GAMES:															
318	A	FIU	76 62	102	H	Drake	56 87								
98	H	Missouri St.	57 77	114	H	UNI	44 55								
310	H	Evansville	58 50	317	A	Illinois St.	49 70								
139	H	Southern Ill.	57 48	243	A	Indiana St.	33 59								
303	A	Bradley	44 50	278	A	Tennessee Tech	48 54								
157	A	Loyola Chicago	55 60	276	H	N.C. A&T	55 53								

Non-Div I Games:

Wichita St.

Average RPI Win:	250	WON-LOST	WINNING	LAST 10	STRENGTH OF	OPP. STRENGTH	TEAM	ADJ.	CONF.	ADJ CONF.
Average RPI Loss:	144	RECORD	PCT. RANK	GAMES	SCHEDULE	OF SCHEDULE	RPI	RPI	RPI	RPI
DIV. I ONLY	13- 7	90	5- 5	329	182	192	192	13	13	
DIV. I NON-CONF.	9- 2	37	2- 1	345	295	157	157	12	12	
TOTALS	RPI 1-25	RPI 26-50	W-L RECORDS	RPI 51-100	RPI 101-150	RPI 150+				
13- 7	0- 0	0- 0	OVERALL	1- 3	0- 0	12- 4				
8- 2	0- 0	0- 0	HOME	1- 1	0- 0	7- 1				
5- 5	0- 0	0- 0	AWAY	0- 0	0- 0	5- 2				
0- 0	0- 0	0- 0	NEUTRAL	0- 0	0- 0	0- 0				
9- 2	0- 0	0- 0	NON-CONFERENCE	0- 1	0- 0	9- 1				
5- 0	0- 0	0- 0	HOME	0- 0	0- 0	5- 0				
4- 2	0- 0	0- 0	AWAY	0- 1	0- 0	4- 1				
0- 0	0- 0	0- 0	NEUTRAL	0- 0	0- 0	0- 0				
4- 5	0- 0	0- 0	CONFERENCE	1- 2	0- 0	3- 3				
3- 2	0- 0	0- 0	HOME	1- 1	0- 0	2- 1				
1- 3	0- 0	0- 0	AWAY	0- 1	0- 0	1- 2				
0- 0	0- 0	0- 0	NEUTRAL	0- 0	0- 0	0- 0				

RPI 1-25				RPI 26-50				RPI 51-100				RPI 101+ Team's RPI: 192			
RPI	S	Opponent	Score	RPI	S	Opponent	Score	RPI	S	Opponent	Score	RPI	S	Opponent	Score
								65	H	James Madison	65 59	166	H	Col. of Charleston	51 55
								66	A	Hofstra	45 75	174	H	Old Dominion	75 64
								74	H	Drexel	50 67	195	A	Delaware	63 67
								96	A	VCU	47 73	200	A	Northeastern	68 69
												200	H	Northeastern	69 62
												209	A	Richmond	50 56
												216	H	Grambling	74 55
												247	A	Clemson	58 41
												251	H	UNCW	77 65
												253	H	American	62 51
												263	A	Loyola Maryland	62 61
												283	A	Towson	73 54
												306	A	Delaware St.	65 59
												309	H	Wofford	75 55
												339	A	Mt. St. Mary's	76 74
												349	H	Norfolk St.	67 47
LAST 12 Division I GAMES:															
200	H	Northeastern	69 62	74	H	Drexel	50 67								
166	H	Col. of Charleston	51 55	283	A	Towson	73 54								
195	A	Delaware	63 67	65	H	James Madison	65 59								
251	H	UNCW	77 65	174	H	Old Dominion	75 64								
66	A	Hofstra	45 75	96	A	VCU	47 73								
200	A	Northeastern	68 69	349	H	Norfolk St.	67 47								

Non-Div I Games:

William &amp; Mary

Average RPI Win:	280	WON-LOST	WINNING	LAST 10	STRENGTH OF	OPP. STRENGTH	TEAM	ADJ.	CONF.	ADJ CONF.
Average RPI Loss:	162	RECORD	PCT. RANK	GAMES	SCHEDULE	OF SCHEDULE	RPI	RPI	RPI	RPI
DIV. I ONLY	3- 18	330	1- 9	157	253	313	313	26	26	
DIV. I NON-CONF.	1- 8	320	0- 2	46	55	242	242	28	28	
TOTALS	RPI 1-25	RPI 26-50	W-L RECORDS	RPI 51-100	RPI 101-150	RPI 150+				
3- 18	0- 1	0- 3	OVERALL	0- 1	0- 4	3- 9				
3- 5	0- 0	0- 0	HOME	0- 0	0- 1	3- 4				
0- 12	0- 1	0- 2	AWAY	0- 1	0- 3	0- 5				
0- 1	0- 0	0- 1	NEUTRAL	0- 0	0- 0	0- 0				
1- 8	0- 1	0- 3	NON-CONFERENCE	0- 1	0- 1	1- 2				
1- 0	0- 0	0- 0	HOME	0- 0	0- 0	1- 0				
0- 7	0- 1	0- 2	AWAY	0- 1	0- 1	0- 2				
0- 1	0- 0	0- 1	NEUTRAL	0- 0	0- 0	0- 0				
2- 10	0- 0	0- 0	CONFERENCE	0- 0	0- 3	2- 7				
2- 5	0- 0	0- 0	HOME	0- 0	0- 1	2- 4				
0- 5	0- 0	0- 0	AWAY	0- 0	0- 2	0- 3				
0- 0	0- 0	0- 0	NEUTRAL	0- 0	0- 0	0- 0				

RPI	S	Opponent	Score	RPI	S	Opponent	Score	RPI	S	Opponent	Score	RPI	S	Opponent	Score	Team's RPI: 313
2	A	South Carolina	37 86	30	A	Oklahoma	48 78	67	A	Auburn	33 76	104	A	Liberty	61 77	
				32	N	Ohio	54 75					105	A	Akron	59 76	
				38	A	Duke	50 78					141	A	UNC Asheville	55 63	
												141	H	UNC Asheville	59 67	
												166	A	Col. of Charleston	63 77	
												203	H	Presbyterian	48 59	
												212	H	Gardner-Webb	81 62	
												222	A	Furman	52 71	
												229	A	Radford	44 66	
												239	H	High Point	67 74	
												281	H	Campbell	50 49	
												291	A	Charleston So.	51 54	
												291	H	Charleston So.	50 58	
												304	A	Longwood	60 67	
												304	H	Longwood	60 63	
												348	H	N.C. Central	62 39	
LAST 12 Division I GAMES:																
141	H	UNC Asheville	59 67	203	H	Presbyterian	48 59									
291	H	Charleston So.	50 58	229	A	Radford	44 66									
304	A	Longwood	60 67	304	H	Longwood	60 63									
281	H	Campbell	50 49	141	A	UNC Asheville	55 63									
239	H	High Point	67 74	166	A	Col. of Charleston	63 77									
104	A	Liberty	61 77	67	A	Auburn	33 76									

Non-Div I Games:

Winthrop

■ Loss, 
■ Non-Conf, S Site, 
■ Home 
■ Away 
N Neutral

Average RPI Win: <b>160</b>	WON-LOST	WINNING	LAST 10	STRENGTH OF	OPP. STRENGTH	TEAM	ADJ.	CONF.	ADJ CONF.
Average RPI Loss: <b>71</b>	RECORD	PCT. RANK	GAMES	SCHEDULE	OF SCHEDULE	RPI	RPI	RPI	RPI
DIV. I ONLY	6- 14	274	2- 8	32	36	165	165	4	4
DIV. I NON-CONF.	4- 6	201	1- 1	85	68	163	163	4	4
TOTALS	RPI 1-25	RPI 26-50	W-L RECORDS	RPI 51-100	RPI 101-150	RPI 150+			
6- 14	0- 5	0- 3	OVERALL	1- 2	2- 3	3- 1			
4- 7	0- 4	0- 1	HOME	1- 0	1- 2	2- 0			
1- 7	0- 1	0- 2	AWAY	0- 2	1- 1	0- 1			
1- 0	0- 0	0- 0	NEUTRAL	0- 0	0- 0	1- 0			
4- 6	0- 2	0- 1	NON-CONFERENCE	0- 1	1- 1	3- 1			
2- 3	0- 2	0- 0	HOME	0- 0	0- 1	2- 0			
1- 3	0- 0	0- 1	AWAY	0- 1	1- 0	0- 1			
1- 0	0- 0	0- 0	NEUTRAL	0- 0	0- 0	1- 0			
2- 8	0- 3	0- 2	CONFERENCE	1- 1	1- 2	0- 0			
2- 4	0- 2	0- 1	HOME	1- 0	1- 1	0- 0			
0- 4	0- 1	0- 1	AWAY	0- 1	0- 1	0- 0			
0- 0	0- 0	0- 0	NEUTRAL	0- 0	0- 0	0- 0			

RPI 1-25				RPI 26-50				RPI 51-100				RPI 101+ Team's RPI: 165			
RPI	S	Opponent	Score	RPI	S	Opponent	Score	RPI	S	Opponent	Score	RPI	S	Opponent	Score
14	H	Maryland	65 <b>90</b>	39	A	Rutgers	41 <b>61</b>	54	H	Indiana	73 69	102	H	Drake	70 <b>89</b>
17	A	Michigan St.	67 <b>77</b>	43	H	Iowa	54 <b>57</b>	62	A	Nebraska	62 <b>75</b>	108	H	Minnesota	77 <b>84</b>
17	H	Michigan St.	54 <b>77</b>	50	A	Dayton	64 <b>87</b>	77	A	Marquette	61 <b>77</b>	136	H	Penn St.	82 62
23	H	Green Bay	58 <b>72</b>									143	A	Illinois	65 <b>71</b>
25	H	Florida	75 <b>91</b>									148	A	Wake Forest	64 51
												163	H	Louisiana Tech	79 65
												195	N	Delaware	54 52
												264	H	Northern Ill.	89 62
												274	A	San Diego St.	57 <b>63</b>
LAST 12 Division I GAMES:															
17	H	Michigan St.	54 <b>77</b>	136	H	Penn St.	82 62								
62	A	Nebraska	62 <b>75</b>	39	A	Rutgers	41 <b>61</b>								
108	H	Minnesota	77 <b>84</b>	17	A	Michigan St.	67 <b>77</b>								
14	H	Maryland	65 <b>90</b>	54	H	Indiana	73 69								
143	A	Illinois	65 <b>71</b>	264	H	Northern Ill.	89 62								
43	H	Iowa	54 <b>57</b>	23	H	Green Bay	58 <b>72</b>								

Non-Div I Games:

Wisconsin

Average RPI Win: <b>286</b>	WON-LOST	WINNING	LAST 10	STRENGTH OF	OPP. STRENGTH	TEAM	ADJ.	CONF.	ADJ CONF.
Average RPI Loss: <b>188</b>	RECORD	PCT. RANK	GAMES	SCHEDULE	OF SCHEDULE	RPI	RPI	RPI	RPI
DIV. I ONLY	5- 14	284	2- 7	223	339	309	309	17	17
DIV. I NON-CONF.	4- 8	234	3- 1	240	349	288	288	16	16
TOTALS	RPI 1-25	RPI 26-50	W-L RECORDS	RPI 51-100	RPI 101-150	RPI 150+			
5- 14	0- 0	0- 0	OVERALL	0- 2	0- 4	5- 8			
4- 6	0- 0	0- 0	HOME	0- 1	0- 3	4- 2			
1- 8	0- 0	0- 0	AWAY	0- 1	0- 1	1- 6			
0- 0	0- 0	0- 0	NEUTRAL	0- 0	0- 0	0- 0			
4- 8	0- 0	0- 0	NON-CONFERENCE	0- 1	0- 2	4- 5			
4- 1	0- 0	0- 0	HOME	0- 0	0- 1	4- 0			
0- 7	0- 0	0- 0	AWAY	0- 1	0- 1	0- 5			
0- 0	0- 0	0- 0	NEUTRAL	0- 0	0- 0	0- 0			
1- 6	0- 0	0- 0	CONFERENCE	0- 1	0- 2	1- 3			
0- 5	0- 0	0- 0	HOME	0- 1	0- 2	0- 2			
1- 1	0- 0	0- 0	AWAY	0- 0	0- 0	1- 1			
0- 0	0- 0	0- 0	NEUTRAL	0- 0	0- 0	0- 0			

RPI S	Opponent	Score	RPI S	Opponent	Score	RPI S	Opponent	Score	RPI S	Opponent	Score	Team's RPI: 309
						58	H Chattanooga	40 53	108	A Minnesota	54 98	
						90	A Virginia Tech	42 73	121	H Samford	39 58	
									123	H Mercer	61 70	
									141	H UNC Asheville	63 70	
									151	H ETSU	54 70	
									192	A William & Mary	55 75	
									212	A Gardner-Webb	61 64	
									222	H Furman	61 70	
									229	H Radford	79 70	
									279	H Jacksonville St.	66 54	
									285	H Kennesaw St.	70 59	
									288	A UNCG	58 56	
									291	A Charleston So.	64 74	
									302	A Western Caro.	72 74	
									307	A South Carolina St.	47 60	
									311	A Coastal Caro.	69 83	
									348	H N.C. Central	60 37	
LAST 12 Division I GAMES:												
121	H Samford	39 58	58	H Chattanooga	40 53							
123	H Mercer	61 70	285	H Kennesaw St.	70 59							
302	A Western Caro.	72 74	311	A Coastal Caro.	69 83							
288	A UNCG	58 56	229	H Radford	79 70							
222	H Furman	61 70	348	H N.C. Central	60 37							
151	H ETSU	54 70	192	A William & Mary	55 75							

Non-Div I Games:      Montreat                      83    48                      Bluefield Col.                      69    58

Wofford

Loss, Non-Conf, S Site, H Home A Away N Neutral



Average RPI Win:	224	WON-LOST	WINNING	LAST 10	STRENGTH OF	OPP. STRENGTH	TEAM	ADJ.	CONF.	ADJ CONF.
Average RPI Loss:	76	RECORD	PCT. RANK	GAMES	SCHEDULE	OF SCHEDULE	RPI	RPI	RPI	RPI
DIV. I ONLY	14- 6	71	6- 4	186	125	107	107	14	14	
DIV. I NON-CONF.	8- 3	77	1- 1	272	75	127	127	15	15	
TOTALS	RPI 1-25	RPI 26-50	W-L RECORDS	RPI 51-100	RPI 101-150	RPI 150+				
14- 6	0- 1	1- 2	OVERALL	0- 1	0- 1	13- 1				
7- 3	0- 1	0- 1	HOME	0- 0	0- 0	7- 1				
5- 2	0- 0	0- 0	AWAY	0- 1	0- 1	5- 0				
2- 1	0- 0	1- 1	NEUTRAL	0- 0	0- 0	1- 0				
8- 3	0- 0	1- 2	NON-CONFERENCE	0- 1	0- 0	7- 0				
4- 1	0- 0	0- 1	HOME	0- 0	0- 0	4- 0				
2- 1	0- 0	0- 0	AWAY	0- 1	0- 0	2- 0				
2- 1	0- 0	1- 1	NEUTRAL	0- 0	0- 0	1- 0				
6- 3	0- 1	0- 0	CONFERENCE	0- 0	0- 1	6- 1				
3- 2	0- 1	0- 0	HOME	0- 0	0- 0	3- 1				
3- 1	0- 0	0- 0	AWAY	0- 0	0- 1	3- 0				
0- 0	0- 0	0- 0	NEUTRAL	0- 0	0- 0	0- 0				

RPI 1-25				RPI 26-50				RPI 51-100				RPI 101+ Team's RPI: 107			
RPI	S	Opponent	Score	RPI	S	Opponent	Score	RPI	S	Opponent	Score	RPI	S	Opponent	Score
23	H	Green Bay	58 63	35	H	Georgia	57 63	51	A	Miami (FL)	67 80	110	A	Youngstown St.	69 72
				37	N	George Washington	77 71					159	H	Northern Ky.	66 61
				43	N	Iowa	77 83					173	H	Butler	66 53
												188	A	Detroit	89 71
												191	H	Milwaukee	60 82
												194	A	Oakland	77 72
												197	H	Valparaiso	80 63
												208	H	Ill.-Chicago	73 62
												213	A	Eastern Ky.	71 69
												238	N	Houston	75 61
												255	H	Austin Peay	77 56
												301	A	Cleveland St.	93 65
												315	H	Southeastern La.	106 72
												327	H	Lipscomb	92 65
												331	A	Kent St.	73 68
LAST 12 Division I GAMES:															
301	A	Cleveland St.	93 65	159	H	Northern Ky.	66 61								
110	A	Youngstown St.	69 72	197	H	Valparaiso	80 63								
23	H	Green Bay	58 63	208	H	Ill.-Chicago	73 62								
191	H	Milwaukee	60 82	35	H	Georgia	57 63								
194	A	Oakland	77 72	213	A	Eastern Ky.	71 69								
188	A	Detroit	89 71	173	H	Butler	66 53								

Non-Div I Games: Mt. St. Joseph 117 26 Cincinnati Christian 107 44

Wright St.

Average RPI Win:	260	WON-LOST	WINNING	LAST 10	STRENGTH OF	OPP. STRENGTH	TEAM	ADJ.	CONF.	ADJ CONF.
Average RPI Loss:	154	RECORD	PCT. RANK	GAMES	SCHEDULE	OF SCHEDULE	RPI	RPI	RPI	RPI
DIV. I ONLY	10- 10	165	4- 6	308	212	245	245	19	19	
DIV. I NON-CONF.	6- 3	100	1- 0	215	209	128	128	20	20	
TOTALS	RPI 1-25	RPI 26-50	W-L RECORDS	RPI 51-100	RPI 101-150	RPI 150+				
10- 10	0- 0	0- 0	OVERALL	0- 3	0- 3	10- 4				
7- 4	0- 0	0- 0	HOME	0- 1	0- 1	7- 2				
3- 6	0- 0	0- 0	AWAY	0- 2	0- 2	3- 2				
0- 0	0- 0	0- 0	NEUTRAL	0- 0	0- 0	0- 0				
6- 3	0- 0	0- 0	NON-CONFERENCE	0- 2	0- 1	6- 0				
4- 1	0- 0	0- 0	HOME	0- 1	0- 0	4- 0				
2- 2	0- 0	0- 0	AWAY	0- 1	0- 1	2- 0				
0- 0	0- 0	0- 0	NEUTRAL	0- 0	0- 0	0- 0				
4- 7	0- 0	0- 0	CONFERENCE	0- 1	0- 2	4- 4				
3- 3	0- 0	0- 0	HOME	0- 0	0- 1	3- 2				
1- 4	0- 0	0- 0	AWAY	0- 1	0- 1	1- 2				
0- 0	0- 0	0- 0	NEUTRAL	0- 0	0- 0	0- 0				

RPI S	Opponent	Score	RPI S	Opponent	Score	RPI S	Opponent	Score	RPI S	Opponent	Score	Team's RPI: 245
						53	H St. Mary's (CA)	64 70	113	A Boise St.	49 58	
						61	A Colorado St.	42 63	117	A Idaho	57 61	
						84	A Gonzaga	57 61	140	H Fresno St.	42 49	
									155	H Montana St.	75 69	
									158	H Colorado	77 68	
									164	H New Mexico	66 48	
									168	A UNLV	37 66	
									218	H San Jose St.	66 67	
									220	H Montana	68 61	
									259	H UC Santa Barbara	76 67	
									274	H San Diego St.	77 84	
									299	A Denver	75 64	
									316	A Nevada	65 68	
									316	H Nevada	68 53	
									341	A Cal St. Fullerton	61 56	
									343	A Air Force	67 45	
									343	H Air Force	84 56	
LAST 12 Division I GAMES:												
343	H Air Force	84 56	218	H San Jose St.	66 67							
61	A Colorado St.	42 63	168	A UNLV	37 66							
140	H Fresno St.	42 49	343	A Air Force	67 45							
113	A Boise St.	49 58	316	H Nevada	68 53							
316	A Nevada	65 68	274	H San Diego St.	77 84							
164	H New Mexico	66 48	158	H Colorado	77 68							

Non-Div I Games: Chadron St. 81 53

Wyoming

■ Loss, 
 ■ Non-Conf, 
 ■ S Site, 
 ■ Home 
 ■ A Away 
 N Neutral

Average RPI Win:	218	WON-LOST	WINNING	LAST 10	STRENGTH OF	OPP. STRENGTH	TEAM	ADJ.	CONF.	ADJ CONF.
Average RPI Loss:	60	RECORD	PCT. RANK	GAMES	SCHEDULE	OF SCHEDULE	RPI	RPI	RPI	RPI
DIV. I ONLY	15- 6	62	6- 4	284	79	137	137	6	6	
DIV. I NON-CONF.	9- 2	37	2- 0	342	195	202	202	6	6	
TOTALS	RPI 1-25	RPI 26-50	W-L RECORDS	RPI 51-100	RPI 101-150	RPI 150+				
15- 6	0- 1	0- 2	OVERALL	3- 2	0- 1	12- 0				
13- 2	0- 0	0- 1	HOME	3- 1	0- 0	10- 0				
2- 4	0- 0	0- 0	AWAY	0- 0	0- 0	2- 0				
0- 0	0- 0	0- 0	NEUTRAL	0- 0	0- 0	0- 0				
9- 2	0- 0	0- 0	NON-CONFERENCE	0- 2	0- 0	9- 0				
9- 1	0- 0	0- 0	HOME	0- 1	0- 0	9- 0				
0- 1	0- 0	0- 0	AWAY	0- 1	0- 0	0- 0				
0- 0	0- 0	0- 0	NEUTRAL	0- 0	0- 0	0- 0				
6- 4	0- 1	0- 2	CONFERENCE	3- 0	0- 1	3- 0				
4- 1	0- 0	0- 1	HOME	3- 0	0- 0	1- 0				
2- 3	0- 1	0- 1	AWAY	0- 0	0- 1	2- 0				
0- 0	0- 0	0- 0	NEUTRAL	0- 0	0- 0	0- 0				

RPI 1-25				RPI 26-50				RPI 51-100				RPI 101+ Team's RPI: 137			
RPI	S	Opponent	Score	RPI	S	Opponent	Score	RPI	S	Opponent	Score	RPI	S	Opponent	Score
18	A	Seton Hall	66 82	29	H	DePaul	53 70	60	H	Villanova	74 67	125	A	Creighton	47 74
				42	A	St. John's (NY)	41 57	71	A	Michigan	54 92	173	A	Butler	73 63
								76	H	Middle Tenn.	53 62	173	H	Butler	55 47
								77	H	Marquette	71 66	211	H	Cincinnati	65 56
								100	H	Georgetown	59 54	215	H	Binghamton	64 55
												229	H	Radford	63 56
												233	A	Providence	62 54
												278	H	Tennessee Tech	64 47
												285	H	Kennesaw St.	62 59
												296	H	UMES	61 56
												310	H	Evansville	65 57
												315	H	Southeastern La.	67 27
												321	H	Howard	70 47
LAST 12 Division I GAMES:															
173	H	Butler	55 47	125	A	Creighton	47 74								
42	A	St. John's (NY)	41 57	173	A	Butler	73 63								
18	A	Seton Hall	66 82	60	H	Villanova	74 67								
29	H	DePaul	53 70	100	H	Georgetown	59 54								
77	H	Marquette	71 66	285	H	Kennesaw St.	62 59								
233	A	Providence	62 54	321	H	Howard	70 47								

Non-Div I Games:

Xavier

■ Loss, 
 ■ Non-Conf, 
 S Site, 
 ■ Home 
 ■ Away 
 N Neutral

Average RPI Win:	230	WON-LOST	WINNING	LAST 10	STRENGTH OF	OPP. STRENGTH	TEAM	ADJ.	CONF.	ADJ CONF.
Average RPI Loss:	61	RECORD	PCT. RANK	GAMES	SCHEDULE	OF SCHEDULE	RPI	RPI	RPI	RPI
DIV. I ONLY	10- 10	165	5- 5	45	179	99	99	10	10	
DIV. I NON-CONF.	8- 8	160	4- 4	102	180	142	142	11	11	
TOTALS	RPI 1-25	RPI 26-50	W-L RECORDS	RPI 51-100	RPI 101-150	RPI 150+				
10- 10	0- 0	0- 6	OVERALL	0- 3	2- 1	8- 0				
7- 1	0- 0	0- 0	HOME	0- 1	1- 0	6- 0				
1- 8	0- 0	0- 5	AWAY	0- 2	0- 1	1- 0				
2- 1	0- 0	0- 1	NEUTRAL	0- 0	1- 0	1- 0				
8- 8	0- 0	0- 4	NON-CONFERENCE	0- 3	2- 1	6- 0				
6- 1	0- 0	0- 0	HOME	0- 1	1- 0	5- 0				
0- 6	0- 0	0- 3	AWAY	0- 2	0- 1	0- 0				
2- 1	0- 0	0- 1	NEUTRAL	0- 0	1- 0	1- 0				
2- 2	0- 0	0- 2	CONFERENCE	0- 0	0- 0	2- 0				
1- 0	0- 0	0- 0	HOME	0- 0	0- 0	1- 0				
1- 2	0- 0	0- 2	AWAY	0- 0	0- 0	1- 0				
0- 0	0- 0	0- 0	NEUTRAL	0- 0	0- 0	0- 0				

RPI S	Opponent	Score	RPI S	Opponent	Score	RPI S	Opponent	Score	RPI S	Opponent	Score
40	N West Virginia	60 70	42	A St. John's (NY)	56 69	54	A Indiana	60 76	109	H Stony Brook	62 57
44	A Penn	49 68	47	A Albany (NY)	70 74	75	H Army West Point	61 65	118	N Iona	63 48
48	A Princeton	50 65	86	A Boston College	60 73				120	A North Carolina	63 70
50	A Dayton	75 81							161	A Brown	48 39
									161	H Brown	81 54
									246	H Manhattan	62 36
									267	H New Hampshire	63 46
									270	H Holy Cross	69 59
									314	N Fairleigh Dickinson	77 58
									317	H Illinois St.	60 47
									337	H Wagner	78 60
LAST 12 Division I GAMES:											
48	A Princeton	50 65	47	A Albany (NY)	70 74						
44	A Penn	49 68	54	A Indiana	60 76						
161	A Brown	48 39	317	H Illinois St.	60 47						
161	H Brown	81 54	109	H Stony Brook	62 57						
86	A Boston College	60 73	42	A St. John's (NY)	56 69						
267	H New Hampshire	63 46	337	H Wagner	78 60						

Non-Div I Games: Albertus Magnus 67 34

Yale

■ Loss, 
■ Non-Conf, 
■ S Site, 
■ H Home 
■ A Away 
N Neutral

Average RPI Win:	208	WON-LOST	WINNING	LAST 10	STRENGTH OF	OPP. STRENGTH	TEAM	ADJ.	CONF.	ADJ CONF.
Average RPI Loss:	154	RECORD	PCT. RANK	GAMES	SCHEDULE	OF SCHEDULE	RPI	RPI	RPI	RPI
DIV. I ONLY	12- 6	82	5- 5	189	190	110	110	14	14	
DIV. I NON-CONF.	7- 2	57	1- 1	278	241	111	111	15	15	
TOTALS	RPI 1-25	RPI 26-50	W-L RECORDS	RPI 51-100	RPI 101-150	RPI 150+				
12- 6	0- 1	0- 0	OVERALL	0- 0	2- 2	10- 3				
7- 2	0- 1	0- 0	HOME	0- 0	1- 0	6- 1				
5- 4	0- 0	0- 0	AWAY	0- 0	1- 2	4- 2				
0- 0	0- 0	0- 0	NEUTRAL	0- 0	0- 0	0- 0				
7- 2	0- 0	0- 0	NON-CONFERENCE	0- 0	1- 2	6- 0				
5- 0	0- 0	0- 0	HOME	0- 0	0- 0	5- 0				
2- 2	0- 0	0- 0	AWAY	0- 0	1- 2	1- 0				
0- 0	0- 0	0- 0	NEUTRAL	0- 0	0- 0	0- 0				
5- 4	0- 1	0- 0	CONFERENCE	0- 0	1- 0	4- 3				
2- 2	0- 1	0- 0	HOME	0- 0	1- 0	1- 1				
3- 2	0- 0	0- 0	AWAY	0- 0	0- 0	3- 2				
0- 0	0- 0	0- 0	NEUTRAL	0- 0	0- 0	0- 0				

RPI 1-25				RPI 26-50				RPI 51-100				RPI 101+ Team's RPI: 110			
RPI	S	Opponent	Score	RPI	S	Opponent	Score	RPI	S	Opponent	Score	RPI	S	Opponent	Score
23	H	Green Bay	60 68									103	A	Bucknell	55 47
												105	A	Akron	49 74
												107	H	Wright St.	72 69
												136	A	Penn St.	51 68
												159	H	Northern Ky.	77 88
												188	A	Detroit	72 70
												191	H	Milwaukee	69 67
												194	A	Oakland	96 77
												197	A	Valparaiso	60 65
												204	H	Canisius	53 51
												207	H	Robert Morris	55 46
												208	A	Ill.-Chicago	69 64
												229	H	Radford	54 53
												250	H	Tennessee St.	69 58
												286	A	Niagara	71 54
												301	A	Cleveland St.	68 75
												331	H	Kent St.	91 61
LAST 12 Division I GAMES:															
159	H	Northern Ky.	77 88	191	H	Milwaukee	69 67								
107	H	Wright St.	72 69	188	A	Detroit	72 70								
197	A	Valparaiso	60 65	250	H	Tennessee St.	69 58								
208	A	Ill.-Chicago	69 64	105	A	Akron	49 74								
301	A	Cleveland St.	68 75	331	H	Kent St.	91 61								
23	H	Green Bay	60 68	136	A	Penn St.	51 68								

Non-Div I Games: Lake Erie 89 61 Salem Int'l 80 40

Youngstown St.

Loss, Non-Conf, S Site, H Home A Away N Neutral