

Average RPI Win:	288	WON-LOST	WINNING	LAST 10	STRENGTH OF	OPP. STRENGTH	TEAM	ADJ.	CONF.	ADJ CONF.
Average RPI Loss:	194	RECORD	PCT. RANK	GAMES	SCHEDULE	OF SCHEDULE	RPI	RPI	RPI	RPI
DIV. I ONLY	8- 17	270	5- 5	306	305	315	315	26	26	
DIV. I NON-CONF.	2- 7	280	0- 0	218	325	318	318	26	26	
TOTALS	RPI 1-25	RPI 26-50	W-L RECORDS	RPI 51-100	RPI 101-150	RPI 150+				
8- 17	0- 0	0- 0	OVERALL	0- 2	0- 2	8- 13				
6- 9	0- 0	0- 0	HOME	0- 1	0- 1	6- 7				
2- 7	0- 0	0- 0	AWAY	0- 0	0- 1	2- 6				
0- 1	0- 0	0- 0	NEUTRAL	0- 1	0- 0	0- 0				
2- 7	0- 0	0- 0	NON-CONFERENCE	0- 1	0- 0	2- 6				
2- 4	0- 0	0- 0	HOME	0- 0	0- 0	2- 4				
0- 2	0- 0	0- 0	AWAY	0- 0	0- 0	0- 2				
0- 1	0- 0	0- 0	NEUTRAL	0- 1	0- 0	0- 0				
6- 10	0- 0	0- 0	CONFERENCE	0- 1	0- 2	6- 7				
4- 5	0- 0	0- 0	HOME	0- 1	0- 1	4- 3				
2- 5	0- 0	0- 0	AWAY	0- 0	0- 1	2- 4				
0- 0	0- 0	0- 0	NEUTRAL	0- 0	0- 0	0- 0				

RPI 1-25			RPI 26-50			RPI 51-100			RPI 101+			Team's RPI: 315		
RPI	S	Opponent	Score	RPI	S	Opponent	Score	RPI	S	Opponent	Score			
								74	H	Abilene Christian	65	71		
								97	N	New Mexico St.	51	70		
										112	H	Central Ark.	55	66
										122	A	Northwestern St.	43	60
										153	A	McNeese St.	51	72
										161	H	East Carolina	46	82
										166	A	Fordham	49	67
										193	H	Cal Poly	45	56
										203	A	Stephen F. Austin	59	72
										203	H	Stephen F. Austin	66	71
										204	H	UNLV	51	65
										211	H	UTRGV	49	46
										225	H	Rice	60	55
										228	A	Sam Houston St.	57	75
										228	H	Sam Houston St.	81	71
										244	H	Houston Baptist	59	73
										249	A	Texas Southern	43	51
										285	A	Lamar	70	75
										286	H	Houston	73	76
										308	H	Southeastern La.	69	67
										311	H	Nicholls St.	62	64
										330	A	New Orleans	75	64
										330	H	New Orleans	73	59
										335	A	Incarnate Word	57	56
										335	H	Incarnate Word	69	55
LAST 12 Division I GAMES:														
				228	A	Sam Houston St.	57	75		244	H	Houston Baptist	59	73
				335	H	Incarnate Word	69	55		203	H	Stephen F. Austin	66	71
				74	H	Abilene Christian	65	71		335	A	Incarnate Word	57	56
				203	A	Stephen F. Austin	59	72		330	H	New Orleans	73	59
				330	A	New Orleans	75	64		308	H	Southeastern La.	69	67
				228	H	Sam Houston St.	81	71		311	H	Nicholls St.	62	64

Non-Div I Games: Western N.M. 57 42 Angelo St. 80 85

A&amp;M-Corpus Christi

Loss, Non-Conf, S Site, H Home A Away N Neutral

Average RPI Win:	232	WON-LOST	WINNING	LAST 10	STRENGTH OF	OPP. STRENGTH	TEAM	ADJ.	CONF.	ADJ CONF.
Average RPI Loss:	158	RECORD	PCT. RANK	GAMES	SCHEDULE	OF SCHEDULE	RPI	RPI	RPI	RPI
DIV. I ONLY	20- 3	13	9- 1	285	244	74	74	26	26	
DIV. I NON-CONF.	5- 2	86	0- 0	88	145	37	37	26	26	
TOTALS	RPI 1-25	RPI 26-50	W-L RECORDS	RPI 51-100	RPI 101-150	RPI 150+				
20- 3	0- 0	0- 1	OVERALL	1- 0	3- 1	16- 1				
8- 0	0- 0	0- 0	HOME	0- 0	1- 0	7- 0				
10- 3	0- 0	0- 1	AWAY	0- 0	2- 1	8- 1				
2- 0	0- 0	0- 0	NEUTRAL	1- 0	0- 0	1- 0				
5- 2	0- 0	0- 1	NON-CONFERENCE	1- 0	1- 1	3- 0				
1- 0	0- 0	0- 0	HOME	0- 0	0- 0	1- 0				
2- 2	0- 0	0- 1	AWAY	0- 0	1- 1	1- 0				
2- 0	0- 0	0- 0	NEUTRAL	1- 0	0- 0	1- 0				
15- 1	0- 0	0- 0	CONFERENCE	0- 0	2- 0	13- 1				
7- 0	0- 0	0- 0	HOME	0- 0	1- 0	6- 0				
8- 1	0- 0	0- 0	AWAY	0- 0	1- 0	7- 1				
0- 0	0- 0	0- 0	NEUTRAL	0- 0	0- 0	0- 0				

RPI S	Opponent	Score	RPI S	Opponent	Score	RPI S	Opponent	Score	RPI S	Opponent	Score
46	A Kansas St.	45 76	86	N Eastern Mich.	83 59	112	A Central Ark.	61 49	122	H Northwestern St.	67 46
						139	A Idaho	71 59	142	A Texas Tech	65 71
						153	H McNeese St.	79 62	179	A Eastern Wash.	72 60
						203	A Stephen F. Austin	85 70	228	A Sam Houston St.	87 76
						228	H Sam Houston St.	67 55	242	N Grand Canyon	75 71
						244	A Houston Baptist	76 55	244	H Houston Baptist	77 60
						263	H UTSA	79 60	285	A Lamar	54 63
						285	H Lamar	90 62	308	A Southeastern La.	88 72
						308	H Southeastern La.	72 70	311	A Nicholls St.	71 68
						315	A A&M-Corpus Christi	71 65	330	H New Orleans	80 70
						335	A Incarnate Word	86 71			
LAST 12 Division I GAMES:											
330	H New Orleans	80 70	285	A Lamar	54 63						
244	A Houston Baptist	76 55	285	H Lamar	90 62						
308	H Southeastern La.	72 70	244	H Houston Baptist	77 60						
315	A A&M-Corpus Christi	71 65	335	A Incarnate Word	86 71						
228	H Sam Houston St.	67 55	228	A Sam Houston St.	87 76						
308	A Southeastern La.	88 72	203	A Stephen F. Austin	85 70						

Non-Div I Games: Southwest (NM) 91 39 Schreiner 79 51 Wayland Baptist 96 71 Missouri Valley 96 35

Abilene Christian

Loss, Non-Conf, S Site, H Home A Away N Neutral

Average RPI Win:	318	WON-LOST	WINNING	LAST 10	STRENGTH OF	OPP. STRENGTH	TEAM	ADJ.	CONF.	ADJ CONF.
Average RPI Loss:	187	RECORD	PCT. RANK	GAMES	SCHEDULE	OF SCHEDULE	RPI	RPI	RPI	RPI
DIV. I ONLY	1- 26	349	1- 9	249	207	343	343	19	19	
DIV. I NON-CONF.	0- 11	338	0- 0	229	206	340	340	20	20	
TOTALS	RPI 1-25	RPI 26-50	W-L RECORDS	RPI 51-100	RPI 101-150	RPI 150+				
1- 26	0- 0	0- 1	OVERALL	0- 3	0- 3	1- 19				
1- 10	0- 0	0- 0	HOME	0- 1	0- 1	1- 8				
0- 16	0- 0	0- 1	AWAY	0- 2	0- 2	0- 11				
0- 0	0- 0	0- 0	NEUTRAL	0- 0	0- 0	0- 0				
0- 11	0- 0	0- 0	NON-CONFERENCE	0- 3	0- 1	0- 7				
0- 3	0- 0	0- 0	HOME	0- 1	0- 0	0- 2				
0- 8	0- 0	0- 0	AWAY	0- 2	0- 1	0- 5				
0- 0	0- 0	0- 0	NEUTRAL	0- 0	0- 0	0- 0				
1- 15	0- 0	0- 1	CONFERENCE	0- 0	0- 2	1- 12				
1- 7	0- 0	0- 0	HOME	0- 0	0- 1	1- 6				
0- 8	0- 0	0- 1	AWAY	0- 0	0- 1	0- 6				
0- 0	0- 0	0- 0	NEUTRAL	0- 0	0- 0	0- 0				

RPI S	Opponent	Score	RPI S	Opponent	Score	RPI S	Opponent	Score	RPI S	Opponent	Score	Team's RPI: 343
			45 A	Colorado St.	47 71	67 A	Santa Clara	34 68	104 A	Gonzaga	35 88	
						79 A	Vanderbilt	29 86	128 A	Fresno St.	46 70	
						86 H	Eastern Mich.	59 72	128 H	Fresno St.	48 63	
									151 A	Boise St.	48 61	
									179 A	Eastern Wash.	44 65	
									181 A	New Mexico	36 58	
									181 H	New Mexico	33 63	
									183 A	George Mason	52 69	
									188 A	UC Davis	40 66	
									194 A	San Jose St.	60 81	
									194 H	San Jose St.	49 72	
									204 A	UNLV	51 62	
									204 H	UNLV	56 60	
									218 H	Utah St.	53 66	
									222 A	Navy	46 64	
									238 A	Wyoming	56 84	
									238 H	Wyoming	45 67	
									242 H	Grand Canyon	39 73	
									245 H	San Diego St.	66 69	
									304 H	Denver	48 57	
									318 A	Nevada	57 68	
									318 H	Nevada	59 53	
									329 A	Southern Utah	56 75	
LAST 12 Division I GAMES:												
128 H	Fresno St.	48 63	238 A	Wyoming	56 84							
181 A	New Mexico	36 58	194 H	San Jose St.	49 72							
204 A	UNLV	51 62	181 H	New Mexico	33 63							
245 H	San Diego St.	66 69	128 A	Fresno St.	46 70							
318 H	Nevada	59 53	45 A	Colorado St.	47 71							
151 A	Boise St.	48 61	204 H	UNLV	56 60							

Non-Div I Games:

Air Force

■ Loss, 
 ■ Non-Conf, S Site, 
 ■ Home 
 ■ Away 
 N Neutral

Average RPI Win: <b>212</b>	WON-LOST	WINNING	LAST 10	STRENGTH OF	OPP. STRENGTH	TEAM	ADJ.	CONF.	ADJ CONF.
Average RPI Loss: <b>108</b>	RECORD	PCT. RANK	GAMES	SCHEDULE	OF SCHEDULE	RPI	RPI	RPI	RPI
DIV. I ONLY	<b>14- 12</b>	<b>152</b>	<b>5- 5</b>	<b>127</b>	<b>131</b>	<b>125</b>	<b>125</b>	<b>11</b>	<b>11</b>
DIV. I NON-CONF.	<b>5- 5</b>	<b>160</b>	<b>0- 0</b>	<b>183</b>	<b>133</b>	<b>165</b>	<b>165</b>	<b>13</b>	<b>13</b>
TOTALS	RPI 1-25	RPI 26-50	W-L RECORDS	RPI 51-100	RPI 101-150	RPI 150+			
14- 12	0- 0	0- 2	OVERALL	2- 5	4- 2	8- 3			
7- 4	0- 0	0- 1	HOME	1- 2	2- 0	4- 1			
7- 6	0- 0	0- 1	AWAY	1- 3	2- 1	4- 1			
0- 2	0- 0	0- 0	NEUTRAL	0- 0	0- 1	0- 1			
5- 5	0- 0	0- 0	NON-CONFERENCE	0- 2	2- 1	3- 2			
3- 1	0- 0	0- 0	HOME	0- 1	1- 0	2- 0			
2- 2	0- 0	0- 0	AWAY	0- 1	1- 0	1- 1			
0- 2	0- 0	0- 0	NEUTRAL	0- 0	0- 1	0- 1			
9- 7	0- 0	0- 2	CONFERENCE	2- 3	2- 1	5- 1			
4- 3	0- 0	0- 1	HOME	1- 1	1- 0	2- 1			
5- 4	0- 0	0- 1	AWAY	1- 2	1- 1	3- 0			
0- 0	0- 0	0- 0	NEUTRAL	0- 0	0- 0	0- 0			

RPI 1-25				RPI 26-50				RPI 51-100				RPI 101+				Team's RPI: 125	
RPI	S	Opponent	Score	RPI	S	Opponent	Score	RPI	S	Opponent	Score	RPI	S	Opponent	Score		
				43	A	Ohio	55 75	61	H	FGCU	64 82	103	H	Toledo	81 71		
				43	H	Ohio	73 101	62	A	Ball St.	71 78	107	N	UNI	51 59		
								73	A	Central Mich.	60 81	118	A	Buffalo	69 61		
								73	H	Central Mich.	77 97	126	H	Youngstown St.	74 49		
								78	A	San Diego	65 86	138	A	Western Mich.	65 69		
								86	A	Eastern Mich.	68 65	140	A	Northern Ky.	77 75		
								86	H	Eastern Mich.	75 72	178	A	Fla. Atlantic	77 91		
												184	N	Northern Colo.	65 78		
												251	H	Northern Ill.	58 65		
												252	A	Valparaiso	85 74		
												258	A	Bowling Green	71 55		
												271	H	UCF	74 54		
												276	A	Miami (OH)	65 62		
												276	H	Miami (OH)	77 65		
												322	A	Kent St.	70 60		
												322	H	Kent St.	78 66		
												327	H	Winthrop	76 59		
LAST 12 Division I GAMES:																	
				322	A	Kent St.	70 60	62	A	Ball St.	71 78						
				276	A	Miami (OH)	65 62	86	H	Eastern Mich.	75 72						
				43	H	Ohio	73 101	43	A	Ohio	55 75						
				322	H	Kent St.	78 66	73	A	Central Mich.	60 81						
				138	A	Western Mich.	65 69	103	H	Toledo	81 71						
				276	H	Miami (OH)	77 65	118	A	Buffalo	69 61						

Non-Div I Games: Rochester College 103 37

Akron

■ Loss, 
 ■ Non-Conf, 
 ■ S Site, 
 ■ H Home 
 ■ A Away 
 N Neutral

## Alabama

Through Games Of Feb. 29, 2016

Average RPI Win:	205	WON-LOST	WINNING	LAST 10	STRENGTH OF	OPP. STRENGTH	TEAM	ADJ.	CONF.	ADJ CONF.
Average RPI Loss:	52	RECORD	PCT. RANK	GAMES	SCHEDULE	OF SCHEDULE	RPI	RPI	RPI	RPI
DIV. I ONLY	15- 14	165	2- 8	114	65	143	143	2	2	
DIV. I NON-CONF.	11- 2	28	0- 0	312	315	119	119	2	2	
TOTALS	RPI 1-25	RPI 26-50	W-L RECORDS	RPI 51-100	RPI 101-150	RPI 150+				
15- 14	0- 4	2- 3	OVERALL	2- 6	1- 1	10- 0				
13- 4	0- 2	2- 0	HOME	1- 2	1- 0	9- 0				
0- 10	0- 2	0- 3	AWAY	0- 4	0- 1	0- 0				
2- 0	0- 0	0- 0	NEUTRAL	1- 0	0- 0	1- 0				
11- 2	0- 0	0- 0	NON-CONFERENCE	2- 2	0- 0	9- 0				
9- 0	0- 0	0- 0	HOME	1- 0	0- 0	8- 0				
0- 2	0- 0	0- 0	AWAY	0- 2	0- 0	0- 0				
2- 0	0- 0	0- 0	NEUTRAL	1- 0	0- 0	1- 0				
4- 12	0- 4	2- 3	CONFERENCE	0- 4	1- 1	1- 0				
4- 4	0- 2	2- 0	HOME	0- 2	1- 0	1- 0				
0- 8	0- 2	0- 3	AWAY	0- 2	0- 1	0- 0				
0- 0	0- 0	0- 0	NEUTRAL	0- 0	0- 0	0- 0				

RPI 1-25				RPI 26-50				RPI 51-100				RPI 101+				Team's RPI: 143	
RPI	S	Opponent	Score	RPI	S	Opponent	Score	RPI	S	Opponent	Score	RPI	S	Opponent	Score		
4	H	South Carolina	46 66	26	H	Georgia	64 50	60	N	Middle Tenn.	64 46	119	H	LSU	62 45		
12	A	Kentucky	48 73	27	A	Tennessee	42 70	64	A	Auburn	59 72	134	A	Arkansas	67 69		
17	H	Texas A&M	56 59	27	H	Tennessee	54 46	64	H	Auburn	55 59	170	H	Ole Miss	48 37		
18	A	Florida	72 80	28	A	Mississippi St.	52 61	70	A	Georgia Tech	58 70	190	H	Grambling	72 57		
				41	A	Missouri	52 63	79	A	Vanderbilt	52 67	206	N	Utah Valley	67 60		
								79	H	Vanderbilt	48 54	261	H	Appalachian St.	93 59		
								89	A	UT Martin	65 83	269	H	Georgia St.	72 56		
								94	H	Georgetown	78 66	301	H	Alcorn	97 50		
												325	H	North Florida	69 47		
												334	H	Lipscomb	68 49		
												346	H	Alabama A&M	96 44		
												349	H	Mississippi Val.	98 35		
LAST 12 Division I GAMES:																	
				28	A	Mississippi St.	52 61	170	H	Ole Miss	48 37						
				27	H	Tennessee	54 46	27	A	Tennessee	42 70						
				4	H	South Carolina	46 66	17	H	Texas A&M	56 59						
				134	A	Arkansas	67 69	79	A	Vanderbilt	52 67						
				41	A	Missouri	52 63	18	A	Florida	72 80						
				64	H	Auburn	55 59	26	H	Georgia	64 50						

Non-Div I Games:

Alabama

■ Loss, 
 ■ Non-Conf, 
 ■ S Site, 
 ■ H Home 
 ■ A Away 
 N Neutral

Average RPI Win:	343	WON-LOST	WINNING	LAST 10	STRENGTH OF	OPP. STRENGTH	TEAM	ADJ.	CONF.	ADJ CONF.
Average RPI Loss:	221	RECORD	PCT. RANK	GAMES	SCHEDULE	OF SCHEDULE	RPI	RPI	RPI	RPI
DIV. I ONLY	3- 22	337	1- 9	318	347	346	346	31	31	
DIV. I NON-CONF.	0- 9	338	0- 0	169	263	332	332	31	31	
TOTALS	RPI 1-25	RPI 26-50	W-L RECORDS	RPI 51-100	RPI 101-150	RPI 150+				
3- 22	0- 0	0- 0	OVERALL	0- 2	0- 2	3- 18				
2- 10	0- 0	0- 0	HOME	0- 2	0- 1	2- 7				
1- 12	0- 0	0- 0	AWAY	0- 0	0- 1	1- 11				
0- 0	0- 0	0- 0	NEUTRAL	0- 0	0- 0	0- 0				
0- 9	0- 0	0- 0	NON-CONFERENCE	0- 2	0- 2	0- 5				
0- 5	0- 0	0- 0	HOME	0- 2	0- 1	0- 2				
0- 4	0- 0	0- 0	AWAY	0- 0	0- 1	0- 3				
0- 0	0- 0	0- 0	NEUTRAL	0- 0	0- 0	0- 0				
3- 13	0- 0	0- 0	CONFERENCE	0- 0	0- 0	3- 13				
2- 5	0- 0	0- 0	HOME	0- 0	0- 0	2- 5				
1- 8	0- 0	0- 0	AWAY	0- 0	0- 0	1- 8				
0- 0	0- 0	0- 0	NEUTRAL	0- 0	0- 0	0- 0				

RPI 1-25			RPI 26-50			RPI 51-100			RPI 101+			Team's RPI: 346					
RPI	S	Opponent	Score	RPI	S	Opponent	Score	RPI	S	Opponent	Score	RPI	S	Opponent	Score		
								53	H	Saint Louis	60	91	108	H	Samford	30	54
								91	H	Belmont	28	78	143	A	Alabama	44	96
													155	A	Marshall	45	81
													170	A	Ole Miss	42	103
													175	A	Southern U.	38	77
													175	H	Southern U.	62	68
													190	A	Grambling	56	75
													224	H	Southeast Mo. St.	58	69
													249	A	Texas Southern	41	72
													249	H	Texas Southern	38	57
													260	A	Alabama St.	50	86
													260	H	Alabama St.	63	77
													268	H	Murray St.	59	76
													273	A	Prairie View	72	93
													273	H	Prairie View	52	67
													301	A	Alcorn	52	68
													301	H	Alcorn	64	81
													305	A	Morehead St.	69	112
													313	A	Jackson St.	58	59
													331	A	Ark.-Pine Bluff	60	69
													331	H	Ark.-Pine Bluff	78	70
													349	A	Mississippi Val.	84	74
													349	H	Mississippi Val.	79	68
LAST 12 Division I GAMES:																	
273	A	Prairie View	72	93	331	A	Ark.-Pine Bluff	60	69								
249	A	Texas Southern	41	72	249	H	Texas Southern	38	57								
175	H	Southern U.	62	68	273	H	Prairie View	52	67								
301	H	Alcorn	64	81	175	A	Southern U.	38	77								
260	H	Alabama St.	63	77	301	A	Alcorn	52	68								
349	A	Mississippi Val.	84	74	260	A	Alabama St.	50	86								

Non-Div I Games: Tuskegee 66 55

Alabama A&amp;M

■ Loss, 
 ■ Non-Conf, S Site, 
 ■ Home 
 ■ Away 
 N Neutral

Average RPI Win:	294	WON-LOST	WINNING	LAST 10	STRENGTH OF	OPP. STRENGTH	TEAM	ADJ.	CONF.	ADJ CONF.
Average RPI Loss:	200	RECORD	PCT. RANK	GAMES	SCHEDULE	OF SCHEDULE	RPI	RPI	RPI	RPI
DIV. I ONLY	13- 11	149	8- 2	335	345	260	260	31	31	
DIV. I NON-CONF.	1- 7	318	0- 0	242	241	324	324	31	31	
TOTALS	RPI 1-25	RPI 26-50	W-L RECORDS	RPI 51-100	RPI 101-150	RPI 150+				
13- 11	0- 0	0- 0	OVERALL	0- 1	0- 1	13- 9				
6- 5	0- 0	0- 0	HOME	0- 0	0- 1	6- 4				
6- 5	0- 0	0- 0	AWAY	0- 1	0- 0	6- 4				
1- 1	0- 0	0- 0	NEUTRAL	0- 0	0- 0	1- 1				
1- 7	0- 0	0- 0	NON-CONFERENCE	0- 1	0- 1	1- 5				
0- 4	0- 0	0- 0	HOME	0- 0	0- 1	0- 3				
0- 2	0- 0	0- 0	AWAY	0- 1	0- 0	0- 1				
1- 1	0- 0	0- 0	NEUTRAL	0- 0	0- 0	1- 1				
12- 4	0- 0	0- 0	CONFERENCE	0- 0	0- 0	12- 4				
6- 1	0- 0	0- 0	HOME	0- 0	0- 0	6- 1				
6- 3	0- 0	0- 0	AWAY	0- 0	0- 0	6- 3				
0- 0	0- 0	0- 0	NEUTRAL	0- 0	0- 0	0- 0				

RPI 1-25			RPI 26-50			RPI 51-100			RPI 101+			Team's RPI: 260
RPI	S	Opponent	Score	RPI	S	Opponent	Score	RPI	S	Opponent	Score	
						70 A Georgia Tech	54 80	108 H Samford			35 54	
								152 A Southern Miss.			44 65	
								167 H Troy			59 73	
								175 A Southern U.			60 59	
								175 H Southern U.			55 57	
								190 A Grambling			69 89	
								197 H South Ala.			43 47	
								226 N Siena			57 53	
								249 A Texas Southern			58 48	
								249 H Texas Southern			57 51	
								253 N Tennessee St.			64 74	
								273 A Prairie View			60 63	
								273 H Prairie View			65 54	
								298 H Savannah St.			49 60	
								301 A Alcorn			52 51	
								301 H Alcorn			64 51	
								313 A Jackson St.			69 70	
								331 A Ark.-Pine Bluff			68 53	
								331 H Ark.-Pine Bluff			72 63	
								346 A Alabama A&M			77 63	
								346 H Alabama A&M			86 50	
								349 A Mississippi Val.			79 51	
								349 H Mississippi Val.			100 50	
LAST 12 Division I GAMES:												
249	A	Texas Southern	58 48	349	A	Mississippi Val.	79 51					
273	A	Prairie View	60 63	273	H	Prairie View	65 54					
301	H	Alcorn	64 51	249	H	Texas Southern	57 51					
175	H	Southern U.	55 57	301	A	Alcorn	52 51					
346	A	Alabama A&M	77 63	175	A	Southern U.	60 59					
331	A	Ark.-Pine Bluff	68 53	346	H	Alabama A&M	86 50					

Non-Div I Games: Mobile 71 56

Alabama St.

■ Loss, 
 ■ Non-Conf, 
 ■ S Site, 
 ■ Home 
 ■ A Away 
 N Neutral

Average RPI Win:	219	WON-LOST	WINNING	LAST 10	STRENGTH OF	OPP. STRENGTH	TEAM	ADJ.	CONF.	ADJ CONF.
Average RPI Loss:	54	RECORD	PCT. RANK	GAMES	SCHEDULE	OF SCHEDULE	RPI	RPI	RPI	RPI
DIV. I ONLY	24- 4	17	9- 1	229	177	52	52	15	15	
DIV. I NON-CONF.	9- 3	69	0- 0	236	106	76	76	18	18	
TOTALS	RPI 1-25	RPI 26-50	W-L RECORDS	RPI 51-100	RPI 101-150	RPI 150+				
24- 4	0- 0	0- 1	OVERALL	1- 3	1- 0	22- 0				
11- 0	0- 0	0- 0	HOME	1- 0	0- 0	10- 0				
11- 4	0- 0	0- 1	AWAY	0- 3	0- 0	11- 0				
2- 0	0- 0	0- 0	NEUTRAL	0- 0	1- 0	1- 0				
9- 3	0- 0	0- 1	NON-CONFERENCE	0- 2	1- 0	8- 0				
3- 0	0- 0	0- 0	HOME	0- 0	0- 0	3- 0				
4- 3	0- 0	0- 1	AWAY	0- 2	0- 0	4- 0				
2- 0	0- 0	0- 0	NEUTRAL	0- 0	1- 0	1- 0				
15- 1	0- 0	0- 0	CONFERENCE	1- 1	0- 0	14- 0				
8- 0	0- 0	0- 0	HOME	1- 0	0- 0	7- 0				
7- 1	0- 0	0- 0	AWAY	0- 1	0- 0	7- 0				
0- 0	0- 0	0- 0	NEUTRAL	0- 0	0- 0	0- 0				

RPI 1-25				RPI 26-50				RPI 51-100				Team's RPI: 52	RPI 101+			
RPI	S	Opponent	Score	RPI	S	Opponent	Score	RPI	S	Opponent	Score	RPI	S	Opponent	Score	
				27	A	Tennessee	55 63	55	A	Southern California	67 68	103	N	Toledo	63 55	
								65	A	Army West Point	62 65	160	A	Stony Brook	62 49	
								69	A	Maine	53 65	160	H	Stony Brook	73 54	
								69	H	Maine	64 59	164	H	Yale	74 70	
												176	A	UMBC	77 42	
												176	H	UMBC	63 39	
												187	A	Fairfield	62 50	
												188	N	UC Davis	80 70	
												205	A	Hartford	78 41	
												205	H	Hartford	84 39	
												216	A	Rhode Island	67 58	
												226	A	Siena	61 42	
												233	A	Binghamton	59 47	
												233	H	Binghamton	64 58	
												239	A	New Hampshire	78 52	
												239	H	New Hampshire	85 48	
												259	H	Providence	71 58	
												278	H	Pepperdine	64 49	
												282	A	Vermont	75 40	
												282	H	Vermont	72 43	
												317	A	UMass Lowell	85 55	
												317	H	UMass Lowell	88 57	
												344	A	Boston U.	83 43	
LAST 12 Division I GAMES:																
				205	H	Hartford	84 39	282	A	Vermont	75 40					
				317	H	UMass Lowell	88 57	176	H	UMBC	63 39					
				160	A	Stony Brook	62 49	205	A	Hartford	78 41					
				69	A	Maine	53 65	317	A	UMass Lowell	85 55					
				239	H	New Hampshire	85 48	160	H	Stony Brook	73 54					
				233	H	Binghamton	64 58	233	A	Binghamton	59 47					



























































Non-Div I Games:

Albany (NY)

■ Loss, 
 ■ Non-Conf, S Site, 
 ■ Home 
 ■ Away 
 N Neutral







Average RPI Win: <b>298</b>	WON-LOST	WINNING	LAST 10	STRENGTH OF	OPP. STRENGTH	TEAM	ADJ.	CONF.	ADJ CONF.
Average RPI Loss: <b>204</b>	RECORD	PCT. RANK	GAMES	SCHEDULE	OF SCHEDULE	RPI	RPI	RPI	RPI
DIV. I ONLY	7- 17	282	6- 4	311	341	301	301	31	31
DIV. I NON-CONF.	0- 8	338	0- 0	75	175	300	300	31	31
TOTALS	RPI 1-25	RPI 26-50	W-L RECORDS	RPI 51-100	RPI 101-150	RPI 150+			
7- 17	0- 0	0- 1	OVERALL	0- 0	0- 5	7- 11			
4- 3	0- 0	0- 0	HOME	0- 0	0- 0	4- 3			
3- 14	0- 0	0- 0	AWAY	0- 0	0- 3	3- 5			
0- 0	0- 0	0- 0	NEUTRAL	0- 0	0- 0	0- 0			
0- 8	0- 0	0- 1	NON-CONFERENCE	0- 0	0- 5	0- 2			
0- 0	0- 0	0- 0	HOME	0- 0	0- 0	0- 0			
0- 8	0- 0	0- 1	AWAY	0- 0	0- 5	0- 2			
0- 0	0- 0	0- 0	NEUTRAL	0- 0	0- 0	0- 0			
7- 9	0- 0	0- 0	CONFERENCE	0- 0	0- 0	7- 9			
4- 3	0- 0	0- 0	HOME	0- 0	0- 0	4- 3			
3- 6	0- 0	0- 0	AWAY	0- 0	0- 0	3- 6			
0- 0	0- 0	0- 0	NEUTRAL	0- 0	0- 0	0- 0			

RPI S	Opponent	Score	RPI S	Opponent	Score	RPI S	Opponent	Score	RPI S	Opponent	Score	Team's RPI: 301
			37  Arkansas St.		50  82				111  Iowa St.		41  91	
									112  Central Ark.		35  58	
									117  Northwestern		47  91	
									133  La.-Lafayette		61  73	
									143  Alabama		50  97	
									161  East Carolina		58  87	
									175  Southern U.		57  66	
									175  Southern U.		85 74	
									190  Grambling		70 66	
									190  Grambling		76  85	
									249  Texas Southern		39  68	
									260  Alabama St.		51  64	
									260  Alabama St.		51  52	
									273  Prairie View		54  58	
									294  Jacksonville St.		65  67	
									313  Jackson St.		65  79	
									313  Jackson St.		66  73	
									331  Ark.-Pine Bluff		69  71	
									331  Ark.-Pine Bluff		81 53	
									346  Alabama A&M		81 64	
									346  Alabama A&M		68 52	
									349  Mississippi Val.		81 66	
									349  Mississippi Val.		75 39	
LAST 12 Division I GAMES:												
175  Southern U.		85 74	313  Jackson St.		65  79							
260  Alabama St.		51  64	175  Southern U.		57  66							
346  Alabama A&M		81 64	260  Alabama St.		51  52							
331  Ark.-Pine Bluff		81 53	346  Alabama A&M		68 52							
349  Mississippi Val.		75 39	331  Ark.-Pine Bluff		69  71							
190  Grambling		70 66	349  Mississippi Val.		81 66							

Non-Div I Games: Mt. Mercy 60 56 Delta St. 66 57

Alcorn

 Loss,  Non-Conf, S Site,  Home  Away N Neutral

Average RPI Win: <b>273</b>	WON-LOST	WINNING	LAST 10	STRENGTH OF	OPP. STRENGTH	TEAM	ADJ.	CONF.	ADJ CONF.
Average RPI Loss: <b>165</b>	RECORD	PCT. RANK	GAMES	SCHEDULE	OF SCHEDULE	RPI	RPI	RPI	RPI
DIV. I ONLY	6- 22	305	2- 8	138	280	281	281	25	25
DIV. I NON-CONF.	2- 9	296	0- 0	26	176	202	202	27	27
TOTALS	RPI 1-25	RPI 26-50	W-L RECORDS	RPI 51-100	RPI 101-150	RPI 150+			
6- 22	0- 0	0- 3	OVERALL	0- 6	0- 2	6- 11			
3- 9	0- 0	0- 0	HOME	0- 4	0- 1	3- 4			
3- 13	0- 0	0- 3	AWAY	0- 2	0- 1	3- 7			
0- 0	0- 0	0- 0	NEUTRAL	0- 0	0- 0	0- 0			
2- 9	0- 0	0- 3	NON-CONFERENCE	0- 2	0- 2	2- 2			
1- 3	0- 0	0- 0	HOME	0- 2	0- 1	1- 0			
1- 6	0- 0	0- 3	AWAY	0- 0	0- 1	1- 2			
0- 0	0- 0	0- 0	NEUTRAL	0- 0	0- 0	0- 0			
4- 13	0- 0	0- 0	CONFERENCE	0- 4	0- 0	4- 9			
2- 6	0- 0	0- 0	HOME	0- 2	0- 0	2- 4			
2- 7	0- 0	0- 0	AWAY	0- 2	0- 0	2- 5			
0- 0	0- 0	0- 0	NEUTRAL	0- 0	0- 0	0- 0			

RPI 1-25				RPI 26-50				RPI 51-100				RPI 101+ Team's RPI: 281			
RPI	S	Opponent	Score	RPI	S	Opponent	Score	RPI	S	Opponent	Score	RPI	S	Opponent	Score
				32	A	Princeton	34 72	65	A	Army West Point	51 87	130	A	Pittsburgh	58 76
				38	A	George Washington	48 78	65	H	Army West Point	42 52	132	H	Wake Forest	70 71
				39	A	James Madison	45 74	75	H	Hofstra	51 60	176	A	UMBC	46 47
								85	A	Bucknell	54 60	198	A	William & Mary	51 62
								85	H	Bucknell	60 66	207	A	Lehigh	59 55
								93	H	Elon	54 62	207	H	Lehigh	52 61
												222	A	Navy	52 65
												229	A	Dartmouth	45 41
												241	A	Loyola Maryland	46 52
												241	H	Loyola Maryland	50 55
												243	H	Manhattan	52 48
												250	A	Holy Cross	54 59
												250	H	Holy Cross	50 59
												306	A	Colgate	49 37
												306	H	Colgate	64 56
												328	A	Lafayette	59 63
												328	H	Lafayette	51 60
												344	A	Boston U.	59 63
												344	H	Boston U.	79 33
LAST 12 Division I GAMES:															
				241	H	Loyola Maryland	50 55	207	H	Lehigh	52 61				
				222	A	Navy	52 65	85	A	Bucknell	54 60				
				250	H	Holy Cross	50 59	306	H	Colgate	64 56				
				328	A	Lafayette	59 63	250	A	Holy Cross	54 59				
				65	A	Army West Point	51 87	328	H	Lafayette	51 60				
				344	H	Boston U.	79 33	65	H	Army West Point	42 52				

Non-Div I Games:

American

■ Loss, 
 ■ Non-Conf, 
 ■ S Site, 
 ■ H Home 
 ■ A Away 
 N Neutral

Average RPI Win: 221		WON-LOST	WINNING	LAST 10	STRENGTH OF	OPP. STRENGTH	TEAM	ADJ.	CONF.	ADJ CONF.
Average RPI Loss: 171		RECORD	PCT. RANK	GAMES	SCHEDULE	OF SCHEDULE	RPI	RPI	RPI	RPI
DIV. I ONLY		10- 17	253	5- 5	252	193	261	261	16	16
DIV. I NON-CONF.		3- 6	234	0- 0	210	189	267	267	14	14
TOTALS		RPI 1-25	RPI 26-50	W-L RECORDS	RPI 51-100	RPI 101-150	RPI 150+			
10- 17	0- 0		0- 1	OVERALL	0- 1	1- 7	9- 8			
6- 6	0- 0		0- 0	HOME	0- 0	1- 2	5- 4			
4- 9	0- 0		0- 1	AWAY	0- 0	0- 5	4- 3			
0- 2	0- 0		0- 0	NEUTRAL	0- 1	0- 0	0- 1			
3- 6	0- 0		0- 0	NON-CONFERENCE	0- 1	0- 3	3- 2			
3- 1	0- 0		0- 0	HOME	0- 0	0- 1	3- 0			
0- 3	0- 0		0- 0	AWAY	0- 0	0- 2	0- 1			
0- 2	0- 0		0- 0	NEUTRAL	0- 1	0- 0	0- 1			
7- 11	0- 0		0- 1	CONFERENCE	0- 0	1- 4	6- 6			
3- 5	0- 0		0- 0	HOME	0- 0	1- 1	2- 4			
4- 6	0- 0		0- 1	AWAY	0- 0	0- 3	4- 2			
0- 0	0- 0		0- 0	NEUTRAL	0- 0	0- 0	0- 0			

[illegible]

Non-Div I Games:

Appalachian St.

Loss, Non-Conf, S Site, H Home A Away N Neutral

Average RPI Win:	170	WON-LOST	WINNING	LAST 10	STRENGTH OF	OPP. STRENGTH	TEAM	ADJ.	CONF.	ADJ CONF.
Average RPI Loss:	51	RECORD	PCT. RANK	GAMES	SCHEDULE	OF SCHEDULE	RPI	RPI	RPI	RPI
DIV. I ONLY	12- 18	230	1- 9	28	26	124	124	1	1	
DIV. I NON-CONF.	9- 3	69	0- 0	125	228	80	80	1	1	
TOTALS	RPI 1-25	RPI 26-50	W-L RECORDS	RPI 51-100	RPI 101-150	RPI 150+				
12- 18	0- 7	0- 2	OVERALL	3- 8	1- 0	8- 1				
8- 7	0- 3	0- 1	HOME	2- 3	0- 0	6- 0				
3- 9	0- 1	0- 0	AWAY	1- 1	1- 0	1- 0				
1- 2	0- 0	0- 0	NEUTRAL	0- 1	0- 0	1- 1				
9- 3	0- 0	0- 0	NON-CONFERENCE	1- 2	1- 0	7- 1				
6- 0	0- 0	0- 0	HOME	1- 0	0- 0	5- 0				
2- 1	0- 0	0- 0	AWAY	0- 1	1- 0	1- 0				
1- 2	0- 0	0- 0	NEUTRAL	0- 1	0- 0	1- 1				
3- 15	0- 7	0- 2	CONFERENCE	2- 6	0- 0	1- 0				
2- 7	0- 3	0- 1	HOME	1- 3	0- 0	1- 0				
1- 8	0- 4	0- 1	AWAY	1- 3	0- 0	0- 0				
0- 0	0- 0	0- 0	NEUTRAL	0- 0	0- 0	0- 0				

RPI	S	Opponent	Score	RPI	S	Opponent	Score	RPI	S	Opponent	Score	RPI	S	Opponent	Score	Team's RPI: 124
7	A	Stanford	58 82	31	A	Washington	47 63	55	A	Southern California	63 56	103	A	Toledo	62 59	
7	H	Stanford	34 59	31	H	Washington	52 74	55	H	Southern California	57 67	162	H	Pacific	69 56	
8	A	Arizona St.	49 61					61	N	FGCU	55 57	168	H	Louisiana Tech	77 67	
8	H	Arizona St.	47 62					72	A	Oregon	54 76	183	H	George Mason	68 60	
9	A	Oregon St.	43 71					78	A	San Diego	54 59	186	N	Gardner-Webb	79 60	
10	A	UCLA	53 80					80	H	Utah	55 60	189	H	Colorado	63 52	
10	H	UCLA	39 73					87	A	Washington St.	46 67	191	N	SMU	46 58	
								87	H	Washington St.	61 62	236	A	North Texas	51 44	
								92	A	California	56 75	237	H	Kansas	67 52	
								92	H	California	57 52	332	H	Howard	65 28	
								97	H	New Mexico St.	68 64					
LAST 12 Division I GAMES:																
55	A	Southern California	63 56	10	H	UCLA	39 73	55	H	Southern California	57 67					
10	A	UCLA	53 80	72	A	Oregon	54 76									
87	H	Washington St.	61 62	9	A	Oregon St.	43 71									
31	H	Washington	52 74	8	H	Arizona St.	47 62									
92	A	California	56 75	8	A	Arizona St.	49 61									
7	A	Stanford	58 82													

Non-Div I Games:

Arizona

■ Loss, 
 ■ Non-Conf, 
 ■ S Site, 
 ■ H Home 
 ■ A Away 
 N Neutral

Average RPI Win:	102	WON-LOST	WINNING	LAST 10	STRENGTH OF	OPP. STRENGTH	TEAM	ADJ.	CONF.	ADJ CONF.
Average RPI Loss:	24	RECORD	PCT. RANK	GAMES	SCHEDULE	OF SCHEDULE	RPI	RPI	RPI	RPI
DIV. I ONLY	25- 5	20	8- 2	11	2	8	8	1	1	
DIV. I NON-CONF.	9- 3	69	0- 0	36	23	38	38	1	1	
TOTALS	RPI 1-25	RPI 26-50	W-L RECORDS	RPI 51-100	RPI 101-150	RPI 150+				
25- 5	5- 4	2- 0	OVERALL	9- 1	3- 0	6- 0				
13- 2	3- 1	1- 0	HOME	5- 1	1- 0	3- 0				
11- 2	2- 2	1- 0	AWAY	4- 0	2- 0	2- 0				
1- 1	0- 1	0- 0	NEUTRAL	0- 0	0- 0	1- 0				
9- 3	2- 2	0- 0	NON-CONFERENCE	1- 1	1- 0	5- 0				
4- 2	1- 1	0- 0	HOME	1- 1	0- 0	2- 0				
4- 0	1- 0	0- 0	AWAY	0- 0	1- 0	2- 0				
1- 1	0- 1	0- 0	NEUTRAL	0- 0	0- 0	1- 0				
16- 2	3- 2	2- 0	CONFERENCE	8- 0	2- 0	1- 0				
9- 0	2- 0	1- 0	HOME	4- 0	1- 0	1- 0				
7- 2	1- 2	1- 0	AWAY	4- 0	1- 0	0- 0				
0- 0	0- 0	0- 0	NEUTRAL	0- 0	0- 0	0- 0				

RPI 1-25				Team's RPI: 8				RPI 26-50				RPI 51-100				RPI 101+			
RPI	S	Opponent	Score					RPI	S	Opponent	Score					RPI	S	Opponent	Score
4	N	South Carolina	58	60				31	A	Washington	68	61				55	A	Southern California	50 45
7	A	Stanford	63	61				31	H	Washington	77	57				55	H	Southern California	69 68
7	H	Stanford	49	31												72	A	Oregon	63 58
9	A	Oregon St.	44	67												80	H	Utah	80 60
10	A	UCLA	61	74												84	H	VCU	48 57
10	H	UCLA	65	61												87	A	Washington St.	63 45
12	H	Kentucky	64	68												87	H	Washington St.	61 39
13	H	Florida St.	68	56												92	A	California	64 49
16	A	Syracuse	61	54												92	H	California	57 49
																96	H	Marquette	90 80
LAST 12 Division I GAMES:																			
10	A	UCLA	61	74				55	H	Southern California	69	68				10	H	UCLA	65 61
55	A	Southern California	50	45				31	H	Washington	77	57				9	A	Oregon St.	44 67
31	H	Washington	77	57				87	H	Washington St.	61	39				72	A	Oregon	63 58
7	A	Stanford	63	61				7	A	Stanford	63	61				124	A	Arizona	62 47
92	A	California	64	49				92	A	California	64	49				124	H	Arizona	61 49

Non-Div I Games:

Arizona St.

■ Loss, 
■ Non-Conf, S Site, 
■ Home 
■ Away 
N Neutral

Average RPI Win:	293	WON-LOST	WINNING	LAST 10	STRENGTH OF	OPP. STRENGTH	TEAM	ADJ.	CONF.	ADJ CONF.
Average RPI Loss:	205	RECORD	PCT. RANK	GAMES	SCHEDULE	OF SCHEDULE	RPI	RPI	RPI	RPI
DIV. I ONLY	5- 19	309	4- 6	298	325	331	331	31	31	
DIV. I NON-CONF.	0- 7	338	0- 0	170	9	317	317	31	31	
TOTALS	RPI 1-25	RPI 26-50	W-L RECORDS	RPI 51-100	RPI 101-150	RPI 150+				
5- 19	0- 0	0- 1	OVERALL	0- 1	0- 4	5- 13				
4- 4	0- 0	0- 0	HOME	0- 0	0- 0	4- 4				
1- 15	0- 0	0- 1	AWAY	0- 0	0- 3	1- 3				
0- 0	0- 0	0- 0	NEUTRAL	0- 0	0- 0	0- 0				
0- 7	0- 0	0- 1	NON-CONFERENCE	0- 1	0- 4	0- 1				
0- 0	0- 0	0- 0	HOME	0- 0	0- 0	0- 0				
0- 7	0- 0	0- 1	AWAY	0- 1	0- 4	0- 1				
0- 0	0- 0	0- 0	NEUTRAL	0- 0	0- 0	0- 0				
5- 12	0- 0	0- 0	CONFERENCE	0- 0	0- 0	5- 12				
4- 4	0- 0	0- 0	HOME	0- 0	0- 0	4- 4				
1- 8	0- 0	0- 0	AWAY	0- 0	0- 0	1- 8				
0- 0	0- 0	0- 0	NEUTRAL	0- 0	0- 0	0- 0				

RPI S	Opponent	Score	RPI S	Opponent	Score	RPI S	Opponent	Score	RPI S	Opponent	Score	Team's RPI: 331
41	A Missouri	34 85	90	A Nebraska	46 96	103	A Toledo	47 74				
						111	A Iowa St.	41 70				
						142	A Texas Tech	40 84				
						147	A UAB	32 82				
						170	A Ole Miss	45 80				
						175	A Southern U.	70 74				
						175	H Southern U.	61 78				
						190	A Grambling	49 67				
						190	H Grambling	83 68				
						249	A Texas Southern	30 57				
						249	H Texas Southern	51 57				
						260	A Alabama St.	63 72				
						260	H Alabama St.	53 68				
						273	A Prairie View	55 70				
						273	H Prairie View	66 70				
						301	A Alcorn	53 81				
						301	H Alcorn	71 69				
						313	A Jackson St.	66 59				
						313	H Jackson St.	71 66				
						346	A Alabama A&M	70 78				
						346	H Alabama A&M	69 60				
						349	A Mississippi Val.	60 62				
LAST 12 Division I GAMES:												
313	A Jackson St.	66 59	260	H Alabama St.	53 68							
190	A Grambling	49 67	346	H Alabama A&M	69 60							
249	H Texas Southern	51 57	313	H Jackson St.	71 66							
273	H Prairie View	66 70	190	H Grambling	83 68							
301	A Alcorn	53 81	249	A Texas Southern	30 57							
175	A Southern U.	70 74	273	A Prairie View	55 70							

Non-Div I Games: Talladega 73 83 Philander Smith 63 51 Tougaloo 65 51 Talladega 68 55  
Ark.-Pine Bluff

## Arkansas

Through Games Of Feb. 29, 2016

Average RPI Win:	163	WON-LOST	WINNING	LAST 10	STRENGTH OF	OPP. STRENGTH	TEAM	ADJ.	CONF.	ADJ CONF.
Average RPI Loss:	58	RECORD	PCT. RANK	GAMES	SCHEDULE	OF SCHEDULE	RPI	RPI	RPI	RPI
DIV. I ONLY	12- 17	224	3- 7	44	28	134	134	2	2	
DIV. I NON-CONF.	5- 8	209	0- 0	217	103	257	257	2	2	
TOTALS	RPI 1-25	RPI 26-50	W-L RECORDS	RPI 51-100	RPI 101-150	RPI 150+				
12- 17	1- 5	2- 5	OVERALL	1- 4	3- 1	5- 2				
11- 4	1- 1	2- 1	HOME	1- 1	2- 0	5- 1				
1- 10	0- 2	0- 4	AWAY	0- 3	1- 0	0- 1				
0- 3	0- 2	0- 0	NEUTRAL	0- 0	0- 1	0- 0				
5- 8	0- 2	0- 0	NON-CONFERENCE	0- 3	1- 1	4- 2				
5- 2	0- 0	0- 0	HOME	0- 1	1- 0	4- 1				
0- 3	0- 0	0- 0	AWAY	0- 2	0- 0	0- 1				
0- 3	0- 2	0- 0	NEUTRAL	0- 0	0- 1	0- 0				
7- 9	1- 3	2- 5	CONFERENCE	1- 1	2- 0	1- 0				
6- 2	1- 1	2- 1	HOME	1- 0	1- 0	1- 0				
1- 7	0- 2	0- 4	AWAY	0- 1	1- 0	0- 0				
0- 0	0- 0	0- 0	NEUTRAL	0- 0	0- 0	0- 0				

RPI 1-25				RPI 26-50				RPI 51-100				RPI 101+ Team's RPI: 134			
RPI	S	Opponent	Score	RPI	S	Opponent	Score	RPI	S	Opponent	Score	RPI	S	Opponent	Score
4	A	South Carolina	32 85	26	A	Georgia	57 72	54	A	Rutgers	40 60	119	A	LSU	48 44
6	N	Texas	50 61	27	A	Tennessee	57 75	59	A	South Dakota St.	69 76	133	N	La.-Lafayette	59 67
9	N	Oregon St.	47 63	27	H	Tennessee	64 59	64	A	Auburn	60 71	143	H	Alabama	69 67
12	A	Kentucky	63 77	28	A	Mississippi St.	55 80	79	H	Vanderbilt	57 56	145	H	Oral Roberts	65 50
17	H	Texas A&M	67 61	28	H	Mississippi St.	55 65	95	H	Missouri St.	54 69	170	H	Ole Miss	60 49
18	H	Florida	66 71	41	A	Missouri	48 69					182	H	Tulsa	67 74
				41	H	Missouri	64 52					195	A	Butler	57 63
LAST 12 Division I GAMES:															
170	H	Ole Miss	60 49	27	A	Tennessee	57 75					228	H	Sam Houston St.	67 47
26	A	Georgia	57 72	28	H	Mississippi St.	55 65					308	H	Southeastern La.	97 53
12	A	Kentucky	63 77	18	H	Florida	66 71					330	H	New Orleans	73 41
143	H	Alabama	69 67	64	A	Auburn	60 71					349	H	Mississippi Val.	86 46
41	A	Missouri	48 69	119	A	LSU	48 44								
79	H	Vanderbilt	57 56	41	H	Missouri	64 52								

Non-Div I Games:

Arkansas

■ Loss, 
■ Non-Conf, 
■ S Site, 
■ H Home 
■ A Away 
N Neutral

Average RPI Win:	211	WON-LOST	WINNING	LAST 10	STRENGTH OF	OPP. STRENGTH	TEAM	ADJ.	CONF.	ADJ CONF.
Average RPI Loss:	51	RECORD	PCT. RANK	GAMES	SCHEDULE	OF SCHEDULE	RPI	RPI	RPI	RPI
DIV. I ONLY	24- 3	11	10- 0	166	196	37	37	16	16	
DIV. I NON-CONF.	6- 3	99	0- 0	87	188	52	52	14	14	
TOTALS	RPI 1-25	RPI 26-50	W-L RECORDS	RPI 51-100	RPI 101-150	RPI 150+				
24- 3	0- 1	0- 1	OVERALL	2- 1	5- 0	17- 0				
13- 0	0- 0	0- 0	HOME	0- 0	3- 0	10- 0				
11- 3	0- 1	0- 1	AWAY	2- 1	2- 0	7- 0				
0- 0	0- 0	0- 0	NEUTRAL	0- 0	0- 0	0- 0				
6- 3	0- 1	0- 1	NON-CONFERENCE	2- 1	0- 0	4- 0				
3- 0	0- 0	0- 0	HOME	0- 0	0- 0	3- 0				
3- 3	0- 1	0- 1	AWAY	2- 1	0- 0	1- 0				
0- 0	0- 0	0- 0	NEUTRAL	0- 0	0- 0	0- 0				
18- 0	0- 0	0- 0	CONFERENCE	0- 0	5- 0	13- 0				
10- 0	0- 0	0- 0	HOME	0- 0	3- 0	7- 0				
8- 0	0- 0	0- 0	AWAY	0- 0	2- 0	6- 0				
0- 0	0- 0	0- 0	NEUTRAL	0- 0	0- 0	0- 0				

RPI 1-25				RPI 26-50				Team's RPI: 37		RPI 51-100				RPI 101+			
RPI	S	Opponent	Score	RPI	S	Opponent	Score			RPI	S	Opponent	Score	RPI	S	Opponent	Score
18	A	Florida	72 76	44	A	Chattanooga	54 55			61	A	FGCU	62 48	121	H	Little Rock	66 53
										89	A	UT Martin	76 74	133	A	La.-Lafayette	74 62
										90	A	Nebraska	71 79	133	H	La.-Lafayette	83 56
														144	A	UT Arlington	78 71
														144	H	UT Arlington	66 44
														167	A	Troy	101 81
														167	H	Troy	94 80
														197	A	South Ala.	66 53
														197	H	South Ala.	58 51
														214	A	Texas St.	74 59
														214	H	Texas St.	87 50
														261	H	Appalachian St.	83 60
														266	H	Austin Peay	66 55
														269	A	Georgia St.	85 64
														269	H	Georgia St.	75 54
														279	A	La.-Monroe	78 64
														279	H	La.-Monroe	66 43
														280	A	Tennessee Tech	77 55
														288	H	Wichita St.	67 40
														290	A	Ga. Southern	79 52
														290	H	Ga. Southern	77 54
														301	H	Alcorn	82 50
LAST 12 Division I GAMES:																	
				144	H	UT Arlington	66 44			167	H	Troy	94 80				
				214	H	Texas St.	87 50			197	H	South Ala.	58 51				
				269	A	Georgia St.	85 64			290	H	Ga. Southern	77 54				
				290	A	Ga. Southern	79 52			269	H	Georgia St.	75 54				
				279	A	La.-Monroe	78 64			214	A	Texas St.	74 59				
				133	A	La.-Lafayette	74 62			144	A	UT Arlington	78 71				

Non-Div I Games:

Arkansas St.

■ Loss, 
■ Non-Conf, S Site, 
■ Home 
■ Away 
N Neutral



Average RPI Win: 246		WON-LOST	WINNING	LAST 10	STRENGTH OF	OPP. STRENGTH	TEAM	ADJ.	CONF.	ADJ CONF.
Average RPI Loss: 68		RECORD	PCT. RANK	GAMES	SCHEDULE	OF SCHEDULE	RPI	RPI	RPI	RPI
DIV. I ONLY		24- 2	6	10- 0	283	286	65	65	25	25
DIV. I NON-CONF.		8- 1	23	0- 0	272	250	79	79	27	27
TOTALS	RPI 1-25	RPI 26-50		W-L RECORDS	RPI 51-100		RPI 101-150		RPI 150+	
24- 2	0- 0	0- 0		OVERALL	3- 2		0- 0		21- 0	
13- 0	0- 0	0- 0		HOME	3- 0		0- 0		10- 0	
10- 2	0- 0	0- 0		AWAY	0- 2		0- 0		10- 0	
1- 0	0- 0	0- 0		NEUTRAL	0- 0		0- 0		1- 0	
8- 1	0- 0	0- 0		NON-CONFERENCE	2- 1		0- 0		6- 0	
5- 0	0- 0	0- 0		HOME	2- 0		0- 0		3- 0	
3- 1	0- 0	0- 0		AWAY	0- 1		0- 0		3- 0	
0- 0	0- 0	0- 0		NEUTRAL	0- 0		0- 0		0- 0	
16- 1	0- 0	0- 0		CONFERENCE	1- 1		0- 0		15- 0	
8- 0	0- 0	0- 0		HOME	1- 0		0- 0		7- 0	
7- 1	0- 0	0- 0		AWAY	0- 1		0- 0		7- 0	
1- 0	0- 0	0- 0		NEUTRAL	0- 0		0- 0		1- 0	

[illegible]

Non-Div I Games:	Emerson	86	47
------------------	---------	----	----

Army West Point

Loss, Non-Conf, S Site, H Home A Away N Neutral

Average RPI Win: <b>168</b>	WON-LOST	WINNING	LAST 10	STRENGTH OF	OPP. STRENGTH	TEAM	ADJ.	CONF.	ADJ CONF.
Average RPI Loss: <b>39</b>	RECORD	PCT. RANK	GAMES	SCHEDULE	OF SCHEDULE	RPI	RPI	RPI	RPI
DIV. I ONLY	<b>18- 11</b>	<b>103</b>	<b>6- 4</b>	<b>69</b>	<b>39</b>	<b>64</b>	<b>64</b>	<b>2</b>	<b>2</b>
DIV. I NON-CONF.	<b>10- 3</b>	<b>61</b>	<b>0- 0</b>	<b>269</b>	<b>134</b>	<b>111</b>	<b>111</b>	<b>2</b>	<b>2</b>
TOTALS	RPI 1-25	RPI 26-50	W-L RECORDS	RPI 51-100	RPI 101-150	RPI 150+			
18- 11	2- 4	0- 4	OVERALL	2- 2	5- 1	9- 0			
9- 4	2- 2	0- 1	HOME	1- 0	3- 1	3- 0			
6- 7	0- 2	0- 3	AWAY	0- 2	2- 0	4- 0			
3- 0	0- 0	0- 0	NEUTRAL	1- 0	0- 0	2- 0			
10- 3	0- 0	0- 0	NON-CONFERENCE	1- 2	1- 1	8- 0			
4- 1	0- 0	0- 0	HOME	0- 0	1- 1	3- 0			
3- 2	0- 0	0- 0	AWAY	0- 2	0- 0	3- 0			
3- 0	0- 0	0- 0	NEUTRAL	1- 0	0- 0	2- 0			
8- 8	2- 4	0- 4	CONFERENCE	1- 0	4- 0	1- 0			
5- 3	2- 2	0- 1	HOME	1- 0	2- 0	0- 0			
3- 5	0- 2	0- 3	AWAY	0- 0	2- 0	1- 0			
0- 0	0- 0	0- 0	NEUTRAL	0- 0	0- 0	0- 0			

RPI S	Opponent	Score	RPI S	Opponent	Score	RPI S	Opponent	Score	RPI S	Opponent	Score
4	H South Carolina	58 <b>74</b>	26	A Georgia	30 <b>63</b>	61	A FGCU	45 <b>52</b>	101	H Virginia	52 <b>69</b>
12	A Kentucky	47 <b>54</b>	27	A Tennessee	52 <b>79</b>	76	N Minnesota	81 79	119	A LSU	63 53
12	H Kentucky	66 61	28	A Mississippi St.	45 <b>60</b>	79	H Vanderbilt	53 45	134	H Arkansas	71 60
17	H Texas A&M	49 <b>57</b>	41	H Missouri	55 <b>69</b>	96	A Marquette	69 <b>70</b>	143	A Alabama	59 55
18	A Florida	49 <b>56</b>							143	H Alabama	72 59
18	H Florida	80 58							147	H UAB	85 71
									151	N Boise St.	55 53
									161	H East Carolina	83 69
									170	A Ole Miss	65 60
									183	H George Mason	88 59
									255	N Coppin St.	69 54
									292	A Towson	74 52
									298	A Savannah St.	62 40
									308	A Southeastern La.	80 68
									327	H Winthrop	76 33
LAST 12 Division I GAMES:											
18	A Florida	49 <b>56</b>	79	H Vanderbilt	53 45						
17	H Texas A&M	49 <b>57</b>	119	A LSU	63 53						
41	H Missouri	55 <b>69</b>	26	A Georgia	30 <b>63</b>						
18	H Florida	80 58	134	H Arkansas	71 60						
170	A Ole Miss	65 60	4	H South Carolina	58 <b>74</b>						
143	A Alabama	59 55	12	A Kentucky	47 <b>54</b>						

Non-Div I Games:

Auburn

■ Loss, 
 ■ Non-Conf, 
 ■ S Site, 
 ■ H Home 
 ■ A Away 
 N Neutral

Average RPI Win:	248	WON-LOST	WINNING	LAST 10	STRENGTH OF	OPP. STRENGTH	TEAM	ADJ.	CONF.	ADJ CONF.
Average RPI Loss:	147	RECORD	PCT. RANK	GAMES	SCHEDULE	OF SCHEDULE	RPI	RPI	RPI	RPI
DIV. I ONLY	8- 19	279	4- 6	158	210	266	266	24	24	
DIV. I NON-CONF.	0- 11	338	0- 0	40	73	278	278	24	24	
TOTALS	RPI 1-25	RPI 26-50	W-L RECORDS	RPI 51-100	RPI 101-150	RPI 150+				
8- 19	0- 0	0- 3	OVERALL	1- 6	0- 3	7- 7				
7- 3	0- 0	0- 0	HOME	1- 2	0- 1	6- 0				
1- 15	0- 0	0- 2	AWAY	0- 4	0- 2	1- 7				
0- 1	0- 0	0- 1	NEUTRAL	0- 0	0- 0	0- 0				
0- 11	0- 0	0- 3	NON-CONFERENCE	0- 4	0- 1	0- 3				
0- 2	0- 0	0- 0	HOME	0- 2	0- 0	0- 0				
0- 8	0- 0	0- 2	AWAY	0- 2	0- 1	0- 3				
0- 1	0- 0	0- 1	NEUTRAL	0- 0	0- 0	0- 0				
8- 8	0- 0	0- 0	CONFERENCE	1- 2	0- 2	7- 4				
7- 1	0- 0	0- 0	HOME	1- 0	0- 1	6- 0				
1- 7	0- 0	0- 0	AWAY	0- 2	0- 1	1- 4				
0- 0	0- 0	0- 0	NEUTRAL	0- 0	0- 0	0- 0				

RPI S	Opponent	Score	RPI S	Opponent	Score	RPI S	Opponent	Score	RPI S	Opponent	Score	Team's RPI: 266
37	A Arkansas St.	55 66	60	H Middle Tenn.	55 86	105	A Wright St.	56 77				
40	N Indiana	58 90	62	A Ball St.	44 72	148	A SIUE	75 94				
42	A Western Ky.	69 88	79	A Vanderbilt	56 73	148	H SIUE	61 72				
			89	A UT Martin	51 75	158	A ETSU	76 80				
			89	H UT Martin	80 70	185	H Eastern Ky.	94 66				
			91	A Belmont	82 88	224	A Southeast Mo. St.	69 71				
			92	H California	58 67	224	H Southeast Mo. St.	74 71				
						253	A Tennessee St.	58 66				
						268	A Murray St.	72 75				
						268	H Murray St.	81 72				
						276	A Miami (OH)	60 75				
						280	H Tennessee Tech	91 75				
						289	A Kennesaw St.	65 73				
						294	H Jacksonville St.	61 59				
						305	A Morehead St.	96 75				
						339	A Eastern Ill.	56 64				
						339	H Eastern Ill.	80 45				
LAST 12 Division I GAMES:												
224	H Southeast Mo. St.	74 71	89	A UT Martin	51 75							
268	H Murray St.	81 72	224	A Southeast Mo. St.	69 71							
148	A SIUE	75 94	148	H SIUE	61 72							
89	H UT Martin	80 70	339	H Eastern Ill.	80 45							
339	A Eastern Ill.	56 64	305	A Morehead St.	96 75							
268	A Murray St.	72 75	91	A Belmont	82 88							

Non-Div I Games: Trevecca Nazarene 97 75 Christian Bros. 74 55

Austin Peay

Loss, Non-Conf, S Site, H Home A Away N Neutral

BYU				STRENGTH OF SCHEDULE	OPP. STRENGTH OF SCHEDULE	TEAM RPI	ADJ. RPI	CONF. RPI	ADJ CONF. RPI
Average RPI Win:	152	WON-LOST RECORD	WINNING PCT. RANK						
Average RPI Loss:	58		LAST 10 GAMES						
DIV. I ONLY	23- 5	22	9- 1	54	91	15	15	8	8
DIV. I NON-CONF.	7- 3	91	0- 0	17	66	15	15	9	9
-----									
TOTALS	RPI 1-25	RPI 26-50	W-L RECORDS	RPI 51-100	RPI 101-150	RPI 150+			
23- 5	1- 0	2- 3	OVERALL	6- 1	3- 1	11- 0			
12- 0	0- 0	1- 0	HOME	4- 0	1- 0	6- 0			
8- 4	0- 0	1- 2	AWAY	2- 1	0- 1	5- 0			
3- 1	1- 0	0- 1	NEUTRAL	0- 0	2- 0	0- 0			
7- 3	1- 0	0- 3	NON-CONFERENCE	1- 0	2- 0	3- 0			
3- 0	0- 0	0- 0	HOME	1- 0	0- 0	2- 0			
1- 2	0- 0	0- 2	AWAY	0- 0	0- 0	1- 0			
3- 1	1- 0	0- 1	NEUTRAL	0- 0	2- 0	0- 0			
16- 2	0- 0	2- 0	CONFERENCE	5- 1	1- 1	8- 0			
9- 0	0- 0	1- 0	HOME	3- 0	1- 0	4- 0			
7- 2	0- 0	1- 0	AWAY	2- 1	0- 1	4- 0			
0- 0	0- 0	0- 0	NEUTRAL	0- 0	0- 0	0- 0			

RPI 1-25				Team's RPI: 15		RPI 26-50				RPI 51-100				RPI 101+			
RPI	S	Opponent	Score	RPI	S	Opponent	Score	RPI	S	Opponent	Score	RPI	S	Opponent	Score		
17	N	Texas A&M	72 64	26	N	Georgia	58 66	67	A	Santa Clara	68 63	104	A	Gonzaga	55 73		
				35	A	Oklahoma	47 73	67	H	Santa Clara	70 63	104	H	Gonzaga	58 54		
				45	A	Colorado St.	55 61	78	A	San Diego	65 78	123	N	Hawaii	67 56		
				50	A	St. Mary's (CA)	65 44	78	H	San Diego	68 60	127	N	Penn St.	63 51		
				50	H	St. Mary's (CA)	65 59	80	H	Utah	73 59	162	A	Pacific	67 57		
								98	A	San Francisco	66 57	162	H	Pacific	79 62		
								98	H	San Francisco	65 62	196	A	Weber St.	68 51		
												206	H	Utah Valley	78 62		
												218	H	Utah St.	81 69		
												240	A	Loyola Marymount	82 75		
												240	H	Loyola Marymount	75 61		
												278	A	Pepperdine	77 66		
												278	H	Pepperdine	69 64		
												284	A	Portland	84 59		
												284	H	Portland	78 66		
LAST 12 Division I GAMES:																	
				104	A	Gonzaga	55 73	162	A	Pacific	67 57						
				284	A	Portland	84 59	278	A	Pepperdine	77 66						
				78	H	San Diego	68 60	240	A	Loyola Marymount	82 75						
				67	H	Santa Clara	70 63	278	H	Pepperdine	69 64						
				98	H	San Francisco	65 62	240	H	Loyola Marymount	75 61						
				50	A	St. Mary's (CA)	65 44	284	H	Portland	78 66						

Non-Div I Games: BYU-Hawaii 85 40

BYU

■ Loss, 
 ■ Non-Conf, S Site, 
 ■ Home 
 ■ Away 
 N Neutral

Average RPI Win:	174	WON-LOST	WINNING	LAST 10	STRENGTH OF	OPP. STRENGTH	TEAM	ADJ.	CONF.	ADJ CONF.
Average RPI Loss:	88	RECORD	PCT. RANK	GAMES	SCHEDULE	OF SCHEDULE	RPI	RPI	RPI	RPI
DIV. I ONLY	18- 8	68	6- 4	84	115	62	62	11	11	
DIV. I NON-CONF.	7- 3	91	0- 0	201	94	96	96	13	13	
TOTALS	RPI 1-25	RPI 26-50	W-L RECORDS	RPI 51-100	RPI 101-150	RPI 150+				
18- 8	0- 1	1- 2	OVERALL	3- 4	6- 0	8- 1				
10- 2	0- 0	1- 1	HOME	2- 1	4- 0	3- 0				
7- 5	0- 0	0- 1	AWAY	1- 0	2- 0	4- 0				
1- 1	0- 1	0- 0	NEUTRAL	0- 0	0- 0	1- 0				
7- 3	0- 1	1- 0	NON-CONFERENCE	1- 2	0- 0	5- 0				
4- 0	0- 0	1- 0	HOME	1- 0	0- 0	2- 0				
2- 2	0- 0	0- 0	AWAY	0- 2	0- 0	2- 0				
1- 1	0- 1	0- 0	NEUTRAL	0- 0	0- 0	1- 0				
11- 5	0- 0	0- 2	CONFERENCE	2- 2	6- 0	3- 1				
6- 2	0- 0	0- 1	HOME	1- 1	4- 0	1- 0				
5- 3	0- 0	0- 1	AWAY	1- 1	2- 0	2- 1				
0- 0	0- 0	0- 0	NEUTRAL	0- 0	0- 0	0- 0				

RPI 1-25			RPI 26-50			RPI 51-100			Team's RPI: 62	RPI 101+		
RPI	S	Opponent	Score	RPI	S	Opponent	Score	RPI	S	Opponent	Score	RPI
18	N	Florida	79 85	42	H	Western Ky.	74 60	53	H	Saint Louis	79 70	103
				43	A	Ohio	48 73	58	A	Purdue	63 73	118
				43	H	Ohio	67 68	73	A	Central Mich.	66 67	118
								73	H	Central Mich.	65 74	125
								77	A	Charlotte	66 72	138
								86	A	Eastern Mich.	67 63	138
								86	H	Eastern Mich.	76 54	195
										Butler	58 50	
										Massachusetts	81 54	
										Northern Ill.	73 57	
										Bowling Green	67 56	
										Austin Peay	72 44	
										Miami (OH)	66 41	
										Kent St.	50 59	
										Evansville	73 53	
										Lipscomb	72 60	
LAST 12 Division I GAMES:												
				86	A	Eastern Mich.	67 63	118	A	Buffalo	59 57	
				73	A	Central Mich.	66 67	125	H	Akron	78 71	
				138	H	Western Mich.	60 54	43	H	Ohio	67 68	
				251	A	Northern Ill.	73 57	138	A	Western Mich.	77 53	
				322	A	Kent St.	50 59	86	H	Eastern Mich.	76 54	
				73	H	Central Mich.	65 74	258	A	Bowling Green	67 56	

Non-Div I Games: Ohio Valley 94 45

Ball St.

■ Loss, 
 ■ Non-Conf, S Site, 
 ■ Home 
 ■ Away 
 N Neutral

Through Games of Feb. 19, 1910										
Average RPI Win:	97	WON-LOST	WINNING	LAST 10	STRENGTH OF	OPP. STRENGTH	TEAM	ADJ.	CONF.	ADJ CONF.
Average RPI Loss:	24	RECORD	PCT. RANK	GAMES	SCHEDULE	OF SCHEDULE	RPI	RPI	RPI	RPI
DIV. I ONLY	30- 1	2	10- 0	9	20	2	2	3	3	
DIV. I NON-CONF.	13- 0	1	0- 0	28	56	3	3	3	3	
-----										
TOTALS	RPI 1-25	RPI 26-50		W-L RECORDS		RPI 51-100	RPI 101-150	RPI 150+		
30- 1	6- 1	8- 0		OVERALL		2- 0	7- 0	7- 0		
18- 0	4- 0	3- 0		HOME		1- 0	5- 0	5- 0		
8- 1	1- 1	3- 0		AWAY		1- 0	2- 0	1- 0		
4- 0	1- 0	2- 0		NEUTRAL		0- 0	0- 0	1- 0		
13- 0	3- 0	2- 0		NON-CONFERENCE		0- 0	3- 0	5- 0		
9- 0	2- 0	0- 0		HOME		0- 0	3- 0	4- 0		
0- 0	0- 0	0- 0		AWAY		0- 0	0- 0	0- 0		
4- 0	1- 0	2- 0		NEUTRAL		0- 0	0- 0	1- 0		
17- 1	3- 1	6- 0		CONFERENCE		2- 0	4- 0	2- 0		
9- 0	2- 0	3- 0		HOME		1- 0	2- 0	1- 0		
8- 1	1- 1	3- 0		AWAY		1- 0	2- 0	1- 0		
0- 0	0- 0	0- 0		NEUTRAL		0- 0	0- 0	0- 0		

RPI	S	Opponent	Score	RPI	S	Opponent	Score	RPI	S	Opponent	Score	RPI	S	Opponent	Score
6	A	Texas	80 67	29	A	West Virginia	71 61	88	A	TCU	81 75	111	A	Iowa St.	77 61
6	H	Texas	74 48	29	H	West Virginia	69 64	88	H	TCU	72 55	111	H	Iowa St.	78 41
19	H	DePaul	86 72	33	N	Miami (FL)	88 81					122	H	Northwestern St.	86 44
21	N	Michigan St.	84 76	35	A	Oklahoma	78 70					142	A	Texas Tech	66 36
24	A	Oklahoma St.	45 52	35	H	Oklahoma	78 68					142	H	Texas Tech	69 43
24	H	Oklahoma St.	66 41	39	N	James Madison	77 63					144	H	UT Arlington	62 20
25	H	South Fla.	66 63	46	A	Kansas St.	63 52					145	H	Oral Roberts	97 39
				46	H	Kansas St.	87 52					152	H	Southern Miss.	97 42
												153	H	McNeese St.	105 46
												190	H	Grambling	96 42
												221	N	Cincinnati	72 34
												225	H	Rice	89 38
												237	A	Kansas	58 40
												237	H	Kansas	81 49
LAST 12 Division I GAMES:															
6	H	Texas	74 48	88	A	TCU	81 75								
46	A	Kansas St.	63 52	237	H	Kansas	81 49								
35	A	Oklahoma	78 70	46	H	Kansas St.	87 52								
111	H	Iowa St.	78 41	29	A	West Virginia	71 61								
24	H	Oklahoma St.	66 41	142	H	Texas Tech	69 43								
142	A	Texas Tech	66 36	111	A	Iowa St.	77 61								

Non-Div I Games:

Baylor

■ Loss, 
 ■ Non-Conf, S Site, 
 ■ Home 
 ■ Away 
 N Neutral

Average RPI Win: 258		WON-LOST	WINNING	LAST 10	STRENGTH OF	OPP. STRENGTH	TEAM	ADJ.	CONF.	ADJ CONF.
Average RPI Loss: 86		RECORD	PCT. RANK	GAMES	SCHEDULE	OF SCHEDULE	RPI	RPI	RPI	RPI
DIV. I ONLY		19- 8	65	9- 1	227	233	91	91	24	24
DIV. I NON-CONF.		6- 5	146	0- 0	92	123	84	84	24	24
TOTALS		RPI 1-25	RPI 26-50	W-L RECORDS	RPI 51-100	RPI 101-150	RPI 150+			
19- 8	0- 2		0- 2	OVERALL	0- 1	2- 2	17- 1			
11- 0	0- 0		0- 0	HOME	0- 0	1- 0	10- 0			
8- 8	0- 2		0- 2	AWAY	0- 1	1- 2	7- 1			
0- 0	0- 0		0- 0	NEUTRAL	0- 0	0- 0	0- 0			
6- 5	0- 2		0- 2	NON-CONFERENCE	0- 0	2- 1	4- 0			
3- 0	0- 0		0- 0	HOME	0- 0	1- 0	2- 0			
3- 5	0- 2		0- 2	AWAY	0- 0	1- 1	2- 0			
0- 0	0- 0		0- 0	NEUTRAL	0- 0	0- 0	0- 0			
13- 3	0- 0		0- 0	CONFERENCE	0- 1	0- 1	13- 1			
8- 0	0- 0		0- 0	HOME	0- 0	0- 0	8- 0			
5- 3	0- 0		0- 0	AWAY	0- 1	0- 1	5- 1			
0- 0	0- 0		0- 0	NEUTRAL	0- 0	0- 0	0- 0			

RPI 1-25				RPI 26-50				RPI 51-100				Team's RPI: 91	RPI 101+			
RPI	S	Opponent	Score	RPI	S	Opponent	Score	RPI	S	Opponent	Score		RPI	S	Opponent	Score
5	A	Ohio St.	56 84	42	A	Western Ky.	65 80	89	A	UT Martin	79 81		114	A	IUPUI	59 62
20	A	Green Bay	62 66	44	A	Chattanooga	53 62						132	A	Wake Forest	78 64
													147	H	UAB	63 62
													148	A	SIUE	60 73
													167	H	Troy	102 93
													185	A	Eastern Ky.	65 51
													185	H	Eastern Ky.	72 61
													224	A	Southeast Mo. St.	74 81
													253	A	Tennessee St.	71 51
													253	H	Tennessee St.	80 65
													266	H	Austin Peay	88 82
													268	H	Murray St.	87 61
													274	H	Cleveland St.	76 58
													280	A	Tennessee Tech	80 79
													280	H	Tennessee Tech	70 49
													294	A	Jacksonville St.	44 32
													294	H	Jacksonville St.	56 42
													305	A	Morehead St.	89 74
													305	H	Morehead St.	99 71
													334	A	Lipscomb	90 68
													339	H	Eastern Ill.	89 61
													346	A	Alabama A&M	78 28
LAST 12 Division I GAMES:																
253	A	Tennessee St.	71 51	185	H	Eastern Ky.	72 61									
185	A	Eastern Ky.	65 51	305	H	Morehead St.	99 71									
280	H	Tennessee Tech	70 49	280	A	Tennessee Tech	80 79									
89	A	UT Martin	79 81	253	H	Tennessee St.	80 65									
305	A	Morehead St.	89 74	294	A	Jacksonville St.	44 32									
294	H	Jacksonville St.	56 42	266	H	Austin Peay	88 82									

Non-Div I Games: Young Harris 80 31 Trevecca Nazarene 86 59

Belmont

Loss, Non-Conf, S Site, H Home A Away N Neutral

Average RPI Win:	303	WON-LOST	WINNING	LAST 10	STRENGTH OF	OPP. STRENGTH	TEAM	ADJ.	CONF.	ADJ CONF.
Average RPI Loss:	203	RECORD	PCT. RANK	GAMES	SCHEDULE	OF SCHEDULE	RPI	RPI	RPI	RPI
DIV. I ONLY	15- 11	131	7- 3	340	344	254	254	32	32	
DIV. I NON-CONF.	4- 7	222	0- 0	301	320	277	277	30	30	
TOTALS	RPI 1-25	RPI 26-50	W-L RECORDS	RPI 51-100	RPI 101-150	RPI 150+				
15- 11	0- 0	0- 1	OVERALL	0- 0	0- 1	15- 9				
8- 3	0- 0	0- 0	HOME	0- 0	0- 1	8- 2				
5- 6	0- 0	0- 0	AWAY	0- 0	0- 0	5- 0				
2- 2	0- 0	0- 0	NEUTRAL	0- 0	0- 0	2- 2				
4- 7	0- 0	0- 1	NON-CONFERENCE	0- 0	0- 1	4- 5				
0- 3	0- 0	0- 0	HOME	0- 0	0- 1	0- 2				
2- 2	0- 0	0- 1	AWAY	0- 0	0- 0	2- 1				
2- 2	0- 0	0- 0	NEUTRAL	0- 0	0- 0	2- 2				
11- 4	0- 0	0- 0	CONFERENCE	0- 0	0- 0	11- 4				
8- 0	0- 0	0- 0	HOME	0- 0	0- 0	8- 0				
3- 4	0- 0	0- 0	AWAY	0- 0	0- 0	3- 4				
0- 0	0- 0	0- 0	NEUTRAL	0- 0	0- 0	0- 0				

RPI 1-25			RPI 26-50			RPI 51-100			RPI 101+ Team's RPI: 254		
RPI	S	Opponent	Score	RPI	S	Opponent	Score	RPI	S	Opponent	Score
				33	A	Miami (FL)	47 55				
LAST 12 Division I GAMES:											
215	H	N.C. A&T	65 41	298	H	Savannah St.	50 44	326	N	LIU Brooklyn	68 55
348	H	N.C. Central	62 50	293	H	Florida A&M	67 60	332	A	Howard	81 77
293	A	Florida A&M	48 53	332	A	Howard	81 77	347	A	Norfolk St.	53 45
215	A	N.C. A&T	55 68	287	A	UMES	71 76	348	A	N.C. Central	63 46
348	A	N.C. Central	63 46	246	H	Morgan St.	63 48	348	H	N.C. Central	62 50
316	H	Delaware St.	66 35	255	H	Coppin St.	69 56				

Non-Div I Games: Warner 100 28 Edward Waters 67 48

Bethune-Cookman

Loss, Non-Conf, S Site, H Home A Away N Neutral



Binghamton

Through Games Of Feb. 29, 2016

Average RPI Win:	263	WON-LOST	WINNING	LAST 10	STRENGTH OF	OPP. STRENGTH	TEAM	ADJ.	CONF.	ADJ CONF.
Average RPI Loss:	147	RECORD	PCT. RANK	GAMES	SCHEDULE	OF SCHEDULE	RPI	RPI	RPI	RPI
DIV. I ONLY	10- 16	242	4- 6	195	238	233	233	15	15	
DIV. I NON-CONF.	2- 8	290	0- 0	250	280	308	308	18	18	
TOTALS	RPI 1-25	RPI 26-50	W-L RECORDS	RPI 51-100	RPI 101-150	RPI 150+				
10- 16	0- 0	0- 0	OVERALL	0- 6	0- 0	10- 10				
7- 3	0- 0	0- 0	HOME	0- 2	0- 0	7- 1				
3- 13	0- 0	0- 0	AWAY	0- 4	0- 0	3- 9				
0- 0	0- 0	0- 0	NEUTRAL	0- 0	0- 0	0- 0				
2- 8	0- 0	0- 0	NON-CONFERENCE	0- 2	0- 0	2- 6				
2- 0	0- 0	0- 0	HOME	0- 0	0- 0	2- 0				
0- 8	0- 0	0- 0	AWAY	0- 2	0- 0	0- 6				
0- 0	0- 0	0- 0	NEUTRAL	0- 0	0- 0	0- 0				
8- 8	0- 0	0- 0	CONFERENCE	0- 4	0- 0	8- 4				
5- 3	0- 0	0- 0	HOME	0- 2	0- 0	5- 1				
3- 5	0- 0	0- 0	AWAY	0- 2	0- 0	3- 3				
0- 0	0- 0	0- 0	NEUTRAL	0- 0	0- 0	0- 0				

RPI S	Opponent	Score	RPI S	Opponent	Score	RPI S	Opponent	Score	RPI S	Opponent	Score	Team's RPI: 233
						52	A Albany (NY)	58 64	156	A Cornell	57 64	
						52	H Albany (NY)	47 59	157	A Xavier	55 64	
						68	A Michigan	62 90	160	A Stony Brook	58 64	
						69	A Maine	37 69	160	H Stony Brook	54 47	
						69	H Maine	38 52	176	A UMBC	51 62	
						85	A Bucknell	46 76	176	H UMBC	70 56	
									199	A Sacred Heart	60 69	
									205	A Hartford	53 47	
									205	H Hartford	39 41	
									210	A Canisius	50 80	
									213	A Brown	65 67	
									235	A Columbia	64 71	
									239	A New Hampshire	49 64	
									239	H New Hampshire	51 50	
									282	A Vermont	57 53	
									282	H Vermont	66 52	
									306	H Colgate	63 56	
									317	A UMass Lowell	75 70	
									317	H UMass Lowell	55 52	
									345	H NJIT	54 50	
LAST 12 Division I GAMES:												
			69	A Maine	37 69		239	A New Hampshire	49 64			
			176	H UMBC	70 56		160	H Stony Brook	54 47			
			317	H UMass Lowell	55 52		69	H Maine	38 52			
			282	H Vermont	66 52		176	A UMBC	51 62			
			205	H Hartford	39 41		317	A UMass Lowell	75 70			
			52	A Albany (NY)	58 64		282	A Vermont	57 53			

Non-Div I Games: Cedar Crest 74 18 Misericordia 73 44 Nyack 65 33

Binghamton

Loss, Non-Conf, S Site, H Home A Away N Neutral

Average RPI Win:	237	WON-LOST	WINNING	LAST 10	STRENGTH OF	OPP. STRENGTH	TEAM	ADJ.	CONF.	ADJ CONF.
Average RPI Loss:	143	RECORD	PCT. RANK	GAMES	SCHEDULE	OF SCHEDULE	RPI	RPI	RPI	RPI
DIV. I ONLY	15- 10	112	6- 4	211	218	151	151	19	19	
DIV. I NON-CONF.	5- 4	138	0- 0	267	205	203	203	20	20	
TOTALS	RPI 1-25	RPI 26-50	W-L RECORDS	RPI 51-100	RPI 101-150	RPI 150+				
15- 10	0- 0	0- 2	OVERALL	0- 2	0- 1	15- 5				
7- 5	0- 0	0- 1	HOME	0- 1	0- 0	7- 3				
7- 4	0- 0	0- 1	AWAY	0- 0	0- 1	7- 2				
1- 1	0- 0	0- 0	NEUTRAL	0- 1	0- 0	1- 0				
5- 4	0- 0	0- 0	NON-CONFERENCE	0- 2	0- 0	5- 2				
1- 3	0- 0	0- 0	HOME	0- 1	0- 0	1- 2				
3- 0	0- 0	0- 0	AWAY	0- 0	0- 0	3- 0				
1- 1	0- 0	0- 0	NEUTRAL	0- 1	0- 0	1- 0				
10- 6	0- 0	0- 2	CONFERENCE	0- 0	0- 1	10- 3				
6- 2	0- 0	0- 1	HOME	0- 0	0- 0	6- 1				
4- 4	0- 0	0- 1	AWAY	0- 0	0- 1	4- 2				
0- 0	0- 0	0- 0	NEUTRAL	0- 0	0- 0	0- 0				

RPI 1-25			RPI 26-50			RPI 51-100			RPI 101+			Team's RPI: 151
RPI	S	Opponent	Score	RPI	S	Opponent	Score	RPI	S	Opponent	Score	
				45	A	Colorado St.	64 68	64	N	Auburn	53 55	128 A Fresno St. 57 62
				45	H	Colorado St.	51 83	87	H	Washington St.	52 57	179 A Eastern Wash. 84 79
												181 A New Mexico 81 60
												181 H New Mexico 60 70
												192 N Stetson 71 65
												194 A San Jose St. 78 75
												204 A UNLV 68 78
												204 H UNLV 75 56
												206 H Utah Valley 70 72
												218 A Utah St. 63 58
												218 H Utah St. 84 78
												227 H Col. of Charleston 61 38
												234 H Idaho St. 77 80
												238 A Wyoming 58 82
												238 H Wyoming 58 49
												245 A San Diego St. 75 45
												245 H San Diego St. 68 63
												265 A Seattle 84 66
												284 A Portland 89 49
												318 H Nevada 66 58
												343 H Air Force 61 48
LAST 12 Division I GAMES:												
				245	H	San Diego St.	68 63	218	A	Utah St.	63 58	
				204	A	UNLV	68 78	181	A	New Mexico	81 60	
				181	H	New Mexico	60 70	204	H	UNLV	75 56	
				238	A	Wyoming	58 82	238	H	Wyoming	58 49	
				45	H	Colorado St.	51 83	194	A	San Jose St.	78 75	
				343	H	Air Force	61 48	245	A	San Diego St.	75 45	

Non-Div I Games: Concordia Portland 84 77 Cal St. L.A. 58 44

Boise St.

■ Loss, 
 ■ Non-Conf, 
 ■ S Site, 
 ■ Home 
 ■ A Away 
 N Neutral

Average RPI Win:	<b>197</b>	WON-LOST	WINNING	LAST 10	STRENGTH OF	OPP. STRENGTH	TEAM	ADJ.	CONF.	ADJ CONF.
Average RPI Loss:	<b>52</b>	RECORD	PCT. RANK	GAMES	SCHEDULE	OF SCHEDULE	RPI	RPI	RPI	RPI
DIV. I ONLY	<b>14- 15</b>	<b>180</b>	<b>1- 9</b>	<b>67</b>	<b>46</b>	<b>115</b>	<b>115</b>	<b>4</b>	<b>4</b>	
DIV. I NON-CONF.	<b>12- 1</b>	<b>9</b>	<b>0- 0</b>	<b>248</b>	<b>135</b>	<b>58</b>	<b>58</b>	<b>5</b>	<b>5</b>	
TOTALS	RPI 1-25	RPI 26-50	W-L RECORDS	RPI 51-100	RPI 101-150	RPI 150+				
14- 15	0- 6	0- 3	OVERALL	3- 2	1- 4	10- 0				
8- 7	0- 3	0- 1	HOME	1- 0	1- 3	6- 0				
5- 7	0- 3	0- 1	AWAY	1- 2	0- 1	4- 0				
1- 1	0- 0	0- 1	NEUTRAL	1- 0	0- 0	0- 0				
12- 1	0- 0	0- 1	NON-CONFERENCE	3- 0	0- 0	9- 0				
7- 0	0- 0	0- 0	HOME	1- 0	0- 0	6- 0				
4- 0	0- 0	0- 0	AWAY	1- 0	0- 0	3- 0				
1- 1	0- 0	0- 1	NEUTRAL	1- 0	0- 0	0- 0				
2- 14	0- 6	0- 2	CONFERENCE	0- 2	1- 4	1- 0				
1- 7	0- 3	0- 1	HOME	0- 0	1- 3	0- 0				
1- 7	0- 3	0- 1	AWAY	0- 2	0- 1	1- 0				
0- 0	0- 0	0- 0	NEUTRAL	0- 0	0- 0	0- 0				

RPI 1-25				RPI 26-50				RPI 51-100				RPI 101+ Team's RPI: 115			
RPI	S	Opponent	Score	RPI	S	Opponent	Score	RPI	S	Opponent	Score	RPI	S	Opponent	Score
1	A	Notre Dame	58 <b>70</b>	33	H	Miami (FL)	62 <b>67</b>	51	A	Duke	51 <b>71</b>	101	H	Virginia	50 <b>61</b>
1	H	Notre Dame	50 <b>63</b>	35	N	Oklahoma	61 <b>76</b>	58	A	Purdue	58 56	109	A	Virginia Tech	33 <b>58</b>
13	A	Florida St.	42 <b>75</b>	48	A	North Carolina St.	63 <b>74</b>	69	H	Maine	55 48	130	H	Pittsburgh	54 43
14	H	Louisville	45 <b>55</b>					70	A	Georgia Tech	56 <b>62</b>	132	H	Wake Forest	59 <b>65</b>
16	A	Syracuse	61 <b>62</b>					80	N	Utah	76 51	137	H	North Carolina	78 <b>86</b>
16	H	Syracuse	55 <b>71</b>									159	A	Northeastern	71 45
												164	H	Yale	73 60
												205	H	Hartford	62 28
												231	H	Bryant	74 59
												239	H	New Hampshire	71 51
												248	A	Clemson	67 64
												250	H	Holy Cross	60 51
												259	A	Providence	67 41
												317	H	UMass Lowell	66 55
												344	A	Boston U.	58 37
LAST 12 Division I GAMES:															
1	A	Notre Dame	58 <b>70</b>	137	H	North Carolina	78 <b>86</b>								
16	H	Syracuse	55 <b>71</b>	33	H	Miami (FL)	62 <b>67</b>								
14	H	Louisville	45 <b>55</b>	70	A	Georgia Tech	56 <b>62</b>								
248	A	Clemson	67 64	16	A	Syracuse	61 <b>62</b>								
101	H	Virginia	50 <b>61</b>	132	H	Wake Forest	59 <b>65</b>								
48	A	North Carolina St.	63 <b>74</b>	130	H	Pittsburgh	54 43								

Non-Div I Games:

Boston College

■ Loss, 
 ■ Non-Conf, S Site, 
 ■ Home 
 ■ Away 
 N Neutral

Average RPI Win: <b>270</b>	WON-LOST	WINNING	LAST 10	STRENGTH OF	OPP. STRENGTH	TEAM	ADJ.	CONF.	ADJ CONF.
Average RPI Loss: <b>207</b>	RECORD	PCT. RANK	GAMES	SCHEDULE	OF SCHEDULE	RPI	RPI	RPI	RPI
DIV. I ONLY	3- 25	340	2- 8	304	262	344	344	25	25
DIV. I NON-CONF.	0- 11	338	0- 0	287	197	348	348	27	27
TOTALS	RPI 1-25	RPI 26-50	W-L RECORDS	RPI 51-100	RPI 101-150	RPI 150+			
3- 25	0- 0	0- 0	OVERALL	0- 5	0- 1	3- 19			
2- 12	0- 0	0- 0	HOME	0- 2	0- 1	2- 9			
1- 13	0- 0	0- 0	AWAY	0- 0	0- 0	1- 4			
0- 0	0- 0	0- 0	NEUTRAL	0- 0	0- 0	0- 0			
0- 11	0- 0	0- 0	NON-CONFERENCE	0- 2	0- 1	0- 8			
0- 6	0- 0	0- 0	HOME	0- 1	0- 1	0- 4			
0- 5	0- 0	0- 0	AWAY	0- 1	0- 0	0- 4			
0- 0	0- 0	0- 0	NEUTRAL	0- 0	0- 0	0- 0			
3- 14	0- 0	0- 0	CONFERENCE	0- 3	0- 0	3- 11			
2- 6	0- 0	0- 0	HOME	0- 1	0- 0	2- 5			
1- 8	0- 0	0- 0	AWAY	0- 2	0- 0	1- 6			
0- 0	0- 0	0- 0	NEUTRAL	0- 0	0- 0	0- 0			

RPI S	Opponent	Score	RPI S	Opponent	Score	RPI S	Opponent	Score	RPI S	Opponent	Score	Team's RPI: 344
						52	H Albany (NY)	43 <b>83</b>	115	H Boston College	37 <b>58</b>	
						65	A Army West Point	38 <b>72</b>	159	H Northeastern	44 <b>77</b>	
						85	A Bucknell	56 <b>74</b>	169	H Marist	54 <b>73</b>	
						85	H Bucknell	59 <b>72</b>	207	A Lehigh	48 <b>72</b>	
						100	A Harvard	55 <b>73</b>	207	H Lehigh	66 <b>73</b>	
									209	A Massachusetts	56 <b>73</b>	
									216	H Rhode Island	41 <b>57</b>	
									222	A Navy	56 <b>67</b>	
									222	H Navy	51 <b>49</b>	
									229	A Dartmouth	52 <b>72</b>	
									239	A New Hampshire	52 <b>69</b>	
									241	A Loyola Maryland	54 <b>63</b>	
									241	H Loyola Maryland	46 <b>67</b>	
									250	A Holy Cross	50 <b>74</b>	
									250	H Holy Cross	41 <b>60</b>	
									281	A American	33 <b>79</b>	
									281	H American	63 <b>59</b>	
									282	H Vermont	45 <b>60</b>	
									306	A Colgate	71 <b>58</b>	
									306	H Colgate	63 <b>72</b>	
									317	A UMass Lowell	57 <b>70</b>	
									328	A Lafayette	56 <b>71</b>	
									328	H Lafayette	64 <b>71</b>	
LAST 12 Division I GAMES:												
250	A Holy Cross	50 <b>74</b>	328	H Lafayette	64 <b>71</b>							
65	A Army West Point	38 <b>72</b>	222	H Navy	51 <b>49</b>							
85	H Bucknell	59 <b>72</b>	207	A Lehigh	48 <b>72</b>							
306	A Colgate	71 <b>58</b>	85	A Bucknell	56 <b>74</b>							
241	H Loyola Maryland	46 <b>67</b>	306	H Colgate	63 <b>72</b>							
281	A American	33 <b>79</b>	241	A Loyola Maryland	54 <b>63</b>							

Non-Div I Games:

Boston U.

■ Loss, 
 ■ Non-Conf, 
 ■ S Site, 
 ■ H Home 
 ■ A Away 
 N Neutral

## Bowling Green

Through Games Of Feb. 29, 2016

Average RPI Win:	264	WON-LOST	WINNING	LAST 10	STRENGTH OF	OPP. STRENGTH	TEAM	ADJ.	CONF.	ADJ CONF.
Average RPI Loss:	123	RECORD	PCT. RANK	GAMES	SCHEDULE	OF SCHEDULE	RPI	RPI	RPI	RPI
DIV. I ONLY	10- 15	230	4- 6	259	141	258	258	11	11	
DIV. I NON-CONF.	4- 5	193	0- 0	326	207	284	284	13	13	
TOTALS	RPI 1-25	RPI 26-50	W-L RECORDS	RPI 51-100	RPI 101-150	RPI 150+				
10- 15	0- 0	0- 1	OVERALL	1- 3	1- 8	8- 3				
6- 7	0- 0	0- 1	HOME	1- 2	0- 4	5- 0				
3- 7	0- 0	0- 0	AWAY	0- 1	0- 4	3- 2				
1- 1	0- 0	0- 0	NEUTRAL	0- 0	1- 0	0- 1				
4- 5	0- 0	0- 0	NON-CONFERENCE	0- 1	1- 1	3- 3				
3- 1	0- 0	0- 0	HOME	0- 1	0- 0	3- 0				
0- 3	0- 0	0- 0	AWAY	0- 0	0- 1	0- 2				
1- 1	0- 0	0- 0	NEUTRAL	0- 0	1- 0	0- 1				
6- 10	0- 0	0- 1	CONFERENCE	1- 2	0- 7	5- 0				
3- 6	0- 0	0- 1	HOME	1- 1	0- 4	2- 0				
3- 4	0- 0	0- 0	AWAY	0- 1	0- 3	3- 0				
0- 0	0- 0	0- 0	NEUTRAL	0- 0	0- 0	0- 0				

RPI S	Opponent	Score	RPI S	Opponent	Score	RPI S	Opponent	Score	RPI S	Opponent	Score	Team's RPI: 258
43	H Ohio	57 72	59	H South Dakota St.	45 58	101	A Virginia	39 68				
			62	H Ball St.	56 67	103	A Toledo	61 75				
			73	A Central Mich.	75 76	103	H Toledo	60 68				
			86	H Eastern Mich.	67 63	118	A Buffalo	52 55				
						118	H Buffalo	50 63				
						125	H Akron	55 71				
						138	A Western Mich.	45 74				
						138	H Western Mich.	49 65				
						146	N Jacksonville	72 69				
						174	N Davidson	56 60				
						221	A Cincinnati	51 54				
						251	A Northern Ill.	58 43				
						274	A Cleveland St.	48 69				
						276	A Miami (OH)	64 58				
						276	H Miami (OH)	76 56				
						300	H Bradley	66 53				
						322	A Kent St.	65 55				
						322	H Kent St.	71 49				
						323	H Illinois St.	70 52				
						333	H Evansville	74 56				
LAST 12 Division I GAMES:												
276	H Miami (OH)	76 56	73	A Central Mich.	75 76							
118	A Buffalo	52 55	103	A Toledo	61 75							
322	A Kent St.	65 55	86	H Eastern Mich.	67 63							
103	H Toledo	60 68	322	H Kent St.	71 49							
118	H Buffalo	50 63	251	A Northern Ill.	58 43							
138	H Western Mich.	49 65	62	H Ball St.	56 67							

Non-Div I Games:

Bowling Green

■ Loss, 
 ■ Non-Conf, 
 ■ S Site, 
 ■ H Home 
 ■ A Away 
 N Neutral

Average RPI Win:	292	WON-LOST	WINNING	LAST 10	STRENGTH OF	OPP. STRENGTH	TEAM	ADJ.	CONF.	ADJ CONF.
Average RPI Loss:	158	RECORD	PCT. RANK	GAMES	SCHEDULE	OF SCHEDULE	RPI	RPI	RPI	RPI
DIV. I ONLY	7- 20	292	3- 7	271	204	300	300	21	21	
DIV. I NON-CONF.	3- 7	248	0- 0	260	180	265	265	17	17	
TOTALS	RPI 1-25	RPI 26-50	W-L RECORDS	RPI 51-100	RPI 101-150	RPI 150+				
7- 20	0- 0	0- 1	OVERALL	0- 4	1- 7	6- 8				
4- 9	0- 0	0- 1	HOME	0- 1	0- 4	4- 3				
3- 11	0- 0	0- 0	AWAY	0- 3	1- 3	2- 5				
0- 0	0- 0	0- 0	NEUTRAL	0- 0	0- 0	0- 0				
3- 7	0- 0	0- 1	NON-CONFERENCE	0- 2	1- 1	2- 3				
1- 3	0- 0	0- 1	HOME	0- 0	0- 1	1- 1				
2- 4	0- 0	0- 0	AWAY	0- 2	1- 0	1- 2				
0- 0	0- 0	0- 0	NEUTRAL	0- 0	0- 0	0- 0				
4- 13	0- 0	0- 0	CONFERENCE	0- 2	0- 6	4- 5				
3- 6	0- 0	0- 0	HOME	0- 1	0- 3	3- 2				
1- 7	0- 0	0- 0	AWAY	0- 1	0- 3	1- 3				
0- 0	0- 0	0- 0	NEUTRAL	0- 0	0- 0	0- 0				

RPI 1-25			RPI 26-50			RPI 51-100			RPI 101+			Team's RPI: 300
RPI	S	Opponent	Score	RPI	S	Opponent	Score	RPI	S	Opponent	Score	Score
				35	H	Oklahoma	46 79	53	A	Saint Louis	58 75	106 A Drake 45 78
								63	A	Iowa	53 60	106 H Drake 64 76
								95	A	Missouri St.	56 59	107 A UNI 41 65
								95	H	Missouri St.	44 55	107 H UNI 47 55
												129 A Southern Ill. 49 75
												129 H Southern Ill. 51 65
												138 H Western Mich. 59 72
												150 A Detroit 75 67
												173 H Loyola Chicago 54 67
												217 A Indiana St. 37 59
												217 H Indiana St. 59 68
												230 H Ill.-Chicago 56 66
												251 A Northern Ill. 64 68
												258 A Bowling Green 53 66
												288 A Wichita St. 55 50
												288 H Wichita St. 50 44
												322 H Kent St. 68 60
												323 A Illinois St. 49 54
												323 H Illinois St. 52 38
												333 A Evansville 46 62
												333 H Evansville 66 52
												341 A Chicago St. 66 60
LAST 12 Division I GAMES:												
				106	A	Drake	45 78					129 H Southern Ill. 51 65
				107	A	UNI	41 65					333 H Evansville 66 52
				323	H	Illinois St.	52 38					107 H UNI 47 55
				217	H	Indiana St.	59 68					106 H Drake 64 76
				95	A	Missouri St.	56 59					217 A Indiana St. 37 59
				288	A	Wichita St.	55 50					323 A Illinois St. 49 54

Non-Div I Games: Eureka 87 47

Bradley

■ Loss, 
 ■ Non-Conf, 
 ■ S Site, 
 ■ H Home 
 ■ A Away 
 N Neutral

Average RPI Win:	<b>267</b>	WON-LOST	WINNING	LAST 10	STRENGTH OF	OPP. STRENGTH	TEAM	ADJ.	CONF.	ADJ CONF.
Average RPI Loss:	<b>143</b>	RECORD	PCT. RANK	GAMES	SCHEDULE	OF SCHEDULE	RPI	RPI	RPI	RPI
DIV. I ONLY	<b>11- 13</b>	<b>203</b>	<b>1- 9</b>	<b>262</b>	<b>199</b>	<b>213</b>	<b>213</b>	<b>10</b>	<b>10</b>	
DIV. I NON-CONF.	<b>10- 2</b>	<b>33</b>	<b>0- 0</b>	<b>342</b>	<b>340</b>	<b>156</b>	<b>156</b>	<b>12</b>	<b>12</b>	
TOTALS	RPI 1-25	RPI 26-50	W-L RECORDS	RPI 51-100	RPI 101-150	RPI 150+				
11- 13	0- 0	0- 4	OVERALL	0- 2	0- 0	11- 7				
5- 5	0- 0	0- 2	HOME	0- 1	0- 0	5- 2				
6- 8	0- 0	0- 2	AWAY	0- 1	0- 0	6- 5				
0- 0	0- 0	0- 0	NEUTRAL	0- 0	0- 0	0- 0				
10- 2	0- 0	0- 0	NON-CONFERENCE	0- 0	0- 0	10- 2				
5- 0	0- 0	0- 0	HOME	0- 0	0- 0	5- 0				
5- 2	0- 0	0- 0	AWAY	0- 0	0- 0	5- 2				
0- 0	0- 0	0- 0	NEUTRAL	0- 0	0- 0	0- 0				
1- 11	0- 0	0- 4	CONFERENCE	0- 2	0- 0	1- 5				
0- 5	0- 0	0- 2	HOME	0- 1	0- 0	0- 2				
1- 6	0- 0	0- 2	AWAY	0- 1	0- 0	1- 3				
0- 0	0- 0	0- 0	NEUTRAL	0- 0	0- 0	0- 0				

RPI 1-25				RPI 26-50				RPI 51-100				RPI 101+				Team's RPI: 213	
RPI	S	Opponent	Score	RPI	S	Opponent	Score	RPI	S	Opponent	Score	RPI	S	Opponent	Score		
				32	A	Princeton	53 72	100	A	Harvard	79 92	156	A	Cornell	70 85		
				32	H	Princeton	57 83	100	H	Harvard	79 87	164	A	Yale	54 81		
				34	A	Penn	49 66					164	H	Yale	39 48		
				34	H	Penn	59 69					216	H	Rhode Island	67 63		
												229	A	Dartmouth	56 60		
												229	H	Dartmouth	50 63		
												231	A	Bryant	84 67		
												233	H	Binghamton	67 65		
												235	A	Columbia	73 63		
												243	A	Manhattan	56 80		
												246	H	Morgan St.	72 45		
												254	A	Bethune-Cookman	68 61		
												259	H	Providence	57 47		
												282	H	Vermont	71 54		
												312	A	Fairleigh Dickinson	63 48		
												322	A	Kent St.	62 57		
												338	A	Saint Peter's	67 79		
												345	A	NJIT	74 49		
LAST 12 Division I GAMES:																	
				100	A	Harvard	79 92	235	A	Columbia	73 63						
				229	A	Dartmouth	56 60	156	A	Cornell	70 85						
				32	H	Princeton	57 83	34	A	Penn	49 66						
				34	H	Penn	59 69	32	A	Princeton	53 72						
				229	H	Dartmouth	50 63	164	H	Yale	39 48						
				100	H	Harvard	79 87	164	A	Yale	54 81						

Non-Div I Games: Mount Ida 114 28 Rhode Island Col. 90 35

Brown

Loss, Non-Conf, S Site, H Home A Away N Neutral

Average RPI Win: <b>293</b>	WON-LOST	WINNING	LAST 10	STRENGTH OF	OPP. STRENGTH	TEAM	ADJ.	CONF.	ADJ CONF.
Average RPI Loss: <b>192</b>	RECORD	PCT. RANK	GAMES	SCHEDULE	OF SCHEDULE	RPI	RPI	RPI	RPI
DIV. I ONLY	17- 12	122	6- 4	329	332	231	231	30	30
DIV. I NON-CONF.	3- 8	258	0- 0	281	200	296	296	32	32
TOTALS	RPI 1-25	RPI 26-50	W-L RECORDS	RPI 51-100	RPI 101-150	RPI 150+			
17- 12	0- 0	0- 1	OVERALL	0- 1	0- 1	17- 9			
9- 5	0- 0	0- 0	HOME	0- 0	0- 0	9- 5			
8- 7	0- 0	0- 1	AWAY	0- 1	0- 1	8- 4			
0- 0	0- 0	0- 0	NEUTRAL	0- 0	0- 0	0- 0			
3- 8	0- 0	0- 1	NON-CONFERENCE	0- 1	0- 1	3- 5			
2- 3	0- 0	0- 0	HOME	0- 0	0- 0	2- 3			
1- 5	0- 0	0- 1	AWAY	0- 1	0- 1	1- 2			
0- 0	0- 0	0- 0	NEUTRAL	0- 0	0- 0	0- 0			
14- 4	0- 0	0- 0	CONFERENCE	0- 0	0- 0	14- 4			
7- 2	0- 0	0- 0	HOME	0- 0	0- 0	7- 2			
7- 2	0- 0	0- 0	AWAY	0- 0	0- 0	7- 2			
0- 0	0- 0	0- 0	NEUTRAL	0- 0	0- 0	0- 0			

RPI S	Opponent	Score	RPI S	Opponent	Score	RPI S	Opponent	Score	RPI S	Opponent	Score	Team's RPI: 231
36	A Seton Hall	57 <b>93</b>	69	A Maine	38 <b>76</b>	115	A Boston College	59 <b>74</b>	156	H Cornell	62 <b>70</b>	
						199	A Sacred Heart	61 59	199	H Sacred Heart	60 <b>64</b>	
						202	A Robert Morris	53 <b>55</b>	202	H Robert Morris	71 65	
						209	H Massachusetts	69 <b>86</b>	213	H Brown	67 <b>84</b>	
						239	H New Hampshire	55 42	250	A Holy Cross	64 <b>65</b>	
						259	A Providence	78 <b>88</b>	262	A Saint Francis (PA)	72 <b>85</b>	
						262	H Saint Francis (PA)	84 72	275	A Central Conn. St.	65 53	
						275	H Central Conn. St.	70 56	282	H Vermont	68 52	
						312	A Fairleigh Dickinson	70 41	312	H Fairleigh Dickinson	74 52	
						317	A UMass Lowell	83 64	319	A Mt. St. Mary's	70 59	
						319	H Mt. St. Mary's	86 52	326	A LIU Brooklyn	62 53	
						326	H LIU Brooklyn	63 55	336	A St. Francis Brooklyn	70 42	
						336	H St. Francis Brooklyn	57 <b>58</b>	342	A Wagner	82 71	
						342	H Wagner	94 67	202	H Robert Morris	71 65	
LAST 12 Division I GAMES:												
312	H Fairleigh Dickinson	74 52	262	A Saint Francis (PA)	72 <b>85</b>	326	A LIU Brooklyn	62 53	326	H LIU Brooklyn	63 55	
326	A LIU Brooklyn	62 53	202	A Robert Morris	53 <b>55</b>	275	A Central Conn. St.	65 53	199	A Sacred Heart	61 59	
199	H Sacred Heart	60 <b>64</b>	275	A Central Conn. St.	65 53	199	A Sacred Heart	61 59	336	H St. Francis Brooklyn	57 <b>58</b>	
319	H Mt. St. Mary's	86 52	262	H Saint Francis (PA)	84 72	342	A Wagner	82 71				
336	H St. Francis Brooklyn	57 <b>58</b>	202	H Robert Morris	71 65							
342	H Wagner	94 67										

Non-Div I Games:

Bryant

■ Loss, 
 ■ Non-Conf, 
 ■ S Site, 
 ■ H Home 
 ■ A Away 
 N Neutral



RPI	S	Opponent	Score
342	H	Wagner	94 67

B  
r  
y  
a  
n  
t

B  
r  
y  
a  
n  
t

Bryant

Average RPI Win: 256		WON-LOST	WINNING	LAST 10	STRENGTH OF	OPP. STRENGTH	TEAM	ADJ.	CONF.	ADJ CONF.
Average RPI Loss: 137		RECORD	PCT. RANK	GAMES	SCHEDULE	OF SCHEDULE	RPI	RPI	RPI	RPI
DIV. I ONLY		22- 6	37	9- 1	231	302	85	85	25	25
DIV. I NON-CONF.		6- 5	146	0- 0	193	310	154	154	27	27
TOTALS		RPI 1-25	RPI 26-50	W-L RECORDS	RPI 51-100	RPI 101-150	RPI 150+			
22- 6	0- 1		0- 0	OVERALL	1- 1	0- 1	21- 3			
13- 1	0- 0		0- 0	HOME	1- 0	0- 1	12- 0			
9- 5	0- 1		0- 0	AWAY	0- 1	0- 0	9- 3			
0- 0	0- 0		0- 0	NEUTRAL	0- 0	0- 0	0- 0			
6- 5	0- 1		0- 0	NON-CONFERENCE	0- 0	0- 1	6- 3			
4- 1	0- 0		0- 0	HOME	0- 0	0- 1	4- 0			
2- 4	0- 1		0- 0	AWAY	0- 0	0- 0	2- 3			
0- 0	0- 0		0- 0	NEUTRAL	0- 0	0- 0	0- 0			
16- 1	0- 0		0- 0	CONFERENCE	1- 1	0- 0	15- 0			
9- 0	0- 0		0- 0	HOME	1- 0	0- 0	8- 0			
7- 1	0- 0		0- 0	AWAY	0- 1	0- 0	7- 0			
0- 0	0- 0		0- 0	NEUTRAL	0- 0	0- 0	0- 0			

RPI 1-25					
RPI	S	Opponent	Score		
1	A	Notre Dame	54	85	
RPI 26-50					
RPI	S	Opponent	Score		
RPI 51-100 Team's RPI: 85					
RPI	S	Opponent	Score		
65	A	Army West Point	63	68	
65	H	Army West Point	79	69	
RPI 101+					
RPI	S	Opponent	Score		
126	H	Youngstown St.	47	55	
165	H	Delaware	80	51	
176	A	UMBC	52	65	
207	A	Lehigh	67	54	
207	H	Lehigh	80	77	
210	A	Canisius	56	61	
222	A	Navy	51	41	
222	H	Navy	64	52	
233	H	Binghamton	76	46	
241	A	Loyola Maryland	64	42	
241	H	Loyola Maryland	71	64	
243	A	Manhattan	61	56	
246	A	Morgan St.	50	64	
250	A	Holy Cross	58	51	
250	H	Holy Cross	74	64	
274	A	Cleveland St.	59	57	
281	A	American	66	60	
281	H	American	60	54	
306	A	Colgate	71	51	
306	H	Colgate	79	60	
312	H	Fairleigh Dickinson	72	62	
319	H	Mt. St. Mary's	71	45	
328	H	Lafayette	69	55	
344	A	Boston U.	72	59	
344	H	Boston U.	74	56	
LAST 12 Division I GAMES:					
222	H	Navy	64	52	
328	H	Lafayette	69	55	
344	A	Boston U.	72	59	
241	A	Loyola Maryland	64	42	
306	H	Colgate	79	60	
207	A	Lehigh	67	54	
250	H	Holy Cross	74	64	
281	H	American	60	54	
65	A	Army West Point	63	68	
344	H	Boston U.	74	56	
241	H	Loyola Maryland	71	64	
306	A	Colgate	71	51	

Non-Div I Games:

Bucknell

Loss, Non-Conf, S Site, H Home A Away N Neutral

Average RPI Win:	213	WON-LOST	WINNING	LAST 10	STRENGTH OF	OPP. STRENGTH	TEAM	ADJ.	CONF.	ADJ CONF.
Average RPI Loss:	110	RECORD	PCT. RANK	GAMES	SCHEDULE	OF SCHEDULE	RPI	RPI	RPI	RPI
DIV. I ONLY	15- 12	142	5- 5	126	162	118	118	11	11	
DIV. I NON-CONF.	8- 3	77	0- 0	200	217	95	95	13	13	
TOTALS	RPI 1-25	RPI 26-50	W-L RECORDS	RPI 51-100	RPI 101-150	RPI 150+				
15- 12	0- 1	2- 1	OVERALL	1- 5	0- 3	12- 2				
7- 5	0- 1	1- 0	HOME	1- 2	0- 2	5- 0				
7- 7	0- 0	1- 1	AWAY	0- 3	0- 1	6- 2				
1- 0	0- 0	0- 0	NEUTRAL	0- 0	0- 0	1- 0				
8- 3	0- 1	0- 1	NON-CONFERENCE	0- 1	0- 0	8- 0				
3- 1	0- 1	0- 0	HOME	0- 0	0- 0	3- 0				
4- 2	0- 0	0- 1	AWAY	0- 1	0- 0	4- 0				
1- 0	0- 0	0- 0	NEUTRAL	0- 0	0- 0	1- 0				
7- 9	0- 0	2- 0	CONFERENCE	1- 4	0- 3	4- 2				
4- 4	0- 0	1- 0	HOME	1- 2	0- 2	2- 0				
3- 5	0- 0	1- 0	AWAY	0- 2	0- 1	2- 2				
0- 0	0- 0	0- 0	NEUTRAL	0- 0	0- 0	0- 0				

RPI 1-25					RPI 26-50					RPI 51-100					RPI 101+					Team's RPI: 118
RPI	S	Opponent	Score		RPI	S	Opponent	Score		RPI	S	Opponent	Score		RPI	S	Opponent	Score		
23	H	Duquesne	62	79	30	A	St. Bonaventure	32	59	62	A	Ball St.	63	68	103	A	Toledo	60	71	
					43	A	Ohio	70	58	62	H	Ball St.	57	59	125	H	Akron	61	69	
					43	H	Ohio	51	43	73	H	Central Mich.	67	61	138	H	Western Mich.	78	92	
										75	A	Hofstra	36	79	156	H	Cornell	59	41	
										86	A	Eastern Mich.	56	67	199	A	Sacred Heart	66	53	
										86	H	Eastern Mich.	55	70	209	A	Massachusetts	56	48	
															210	H	Canisius	54	40	
															248	N	Clemson	61	51	
															251	A	Northern Ill.	74	76	
															258	A	Bowling Green	63	50	
															258	H	Bowling Green	55	52	
															271	A	UCF	66	60	
															276	A	Miami (OH)	58	69	
															276	H	Miami (OH)	58	39	
															296	A	Niagara	57	48	
															322	A	Kent St.	77	66	
															326	H	LIU Brooklyn	55	38	
LAST 12 Division I GAMES:																				
					43	A	Ohio	70	58	62	H	Ball St.	57	59						
					258	H	Bowling Green	55	52	43	H	Ohio	51	43						
					276	H	Miami (OH)	58	39	251	A	Northern Ill.	74	76						
					86	H	Eastern Mich.	55	70	276	A	Miami (OH)	58	69						
					258	A	Bowling Green	63	50	138	H	Western Mich.	78	92						
					103	A	Toledo	60	71	125	H	Akron	61	69						

Non-Div I Games:

Buffalo

■ Loss, 
 ■ Non-Conf, S Site, 
 ■ Home 
 ■ Away 
 N Neutral

Average RPI Win:	185	WON-LOST	WINNING	LAST 10	STRENGTH OF	OPP. STRENGTH	TEAM	ADJ.	CONF.	ADJ CONF.
Average RPI Loss:	80	RECORD	PCT. RANK	GAMES	SCHEDULE	OF SCHEDULE	RPI	RPI	RPI	RPI
DIV. I ONLY	9- 20	272	2- 8	77	53	195	195	6	6	
DIV. I NON-CONF.	5- 6	180	0- 0	134	17	142	142	6	6	
TOTALS	RPI 1-25	RPI 26-50	W-L RECORDS	RPI 51-100	RPI 101-150	RPI 150+				
9- 20	0- 4	0- 5	OVERALL	3- 5	1- 3	5- 3				
6- 7	0- 2	0- 2	HOME	3- 1	1- 1	2- 1				
2- 13	0- 2	0- 3	AWAY	0- 4	0- 2	2- 2				
1- 0	0- 0	0- 0	NEUTRAL	0- 0	0- 0	1- 0				
5- 6	0- 2	0- 1	NON-CONFERENCE	1- 1	1- 1	3- 1				
3- 1	0- 1	0- 0	HOME	1- 0	1- 0	1- 0				
1- 5	0- 1	0- 1	AWAY	0- 1	0- 1	1- 1				
1- 0	0- 0	0- 0	NEUTRAL	0- 0	0- 0	1- 0				
4- 14	0- 2	0- 4	CONFERENCE	2- 4	0- 2	2- 2				
3- 6	0- 1	0- 2	HOME	2- 1	0- 1	1- 1				
1- 8	0- 1	0- 2	AWAY	0- 3	0- 1	1- 1				
0- 0	0- 0	0- 0	NEUTRAL	0- 0	0- 0	0- 0				

RPI 1-25				RPI 26-50				RPI 51-100				RPI 101+ Team's RPI: 195			
RPI	S	Opponent	Score	RPI	S	Opponent	Score	RPI	S	Opponent	Score	RPI	S	Opponent	Score
19	A	DePaul	63 102	36	A	Seton Hall	77 98	56	A	St. John's (NY)	41 68	105	A	Wright St.	53 66
19	H	DePaul	54 61	36	H	Seton Hall	67 72	56	H	St. John's (NY)	62 58	131	A	Creighton	49 77
20	H	Green Bay	46 55	44	A	Chattanooga	49 60	62	A	Ball St.	50 58	131	H	Creighton	42 52
25	A	South Fla.	77 87	47	A	Villanova	46 66	88	H	TCU	65 53	134	H	Arkansas	63 57
				47	H	Villanova	45 57	94	A	Georgetown	35 49	157	A	Xavier	47 55
								94	H	Georgetown	82 76	157	H	Xavier	63 73
								96	A	Marquette	69 76	217	A	Indiana St.	63 70
								96	H	Marquette	64 80	248	N	Clemson	54 50
												252	H	Valparaiso	72 53
												259	A	Providence	77 67
												259	H	Providence	65 50
												271	A	UCF	71 63
LAST 12 Division I GAMES:															
47	A	Villanova	46 66	259	H	Providence	65 50								
94	A	Georgetown	35 49	131	H	Creighton	42 52								
56	H	St. John's (NY)	62 58	157	A	Xavier	47 55								
36	H	Seton Hall	67 72	36	A	Seton Hall	77 98								
19	A	DePaul	63 102	56	A	St. John's (NY)	41 68								
96	A	Marquette	69 76	96	H	Marquette	64 80								

Non-Div I Games:

Butler

■ Loss, 
■ Non-Conf, 
■ S Site, 
■ H Home 
■ A Away 
N Neutral

CSU Bakersfield

Through Games Of Feb. 29, 2016

Average RPI Win:	263	WON-LOST	WINNING	LAST 10	STRENGTH OF	OPP. STRENGTH	TEAM	ADJ.	CONF.	ADJ CONF.
Average RPI Loss:	129	RECORD	PCT. RANK	GAMES	SCHEDULE	OF SCHEDULE	RPI	RPI	RPI	RPI
DIV. I ONLY	10- 18	257	5- 5	123	198	219	219	27	27	
DIV. I NON-CONF.	3- 12	290	0- 0	44	42	226	226	25	25	
TOTALS	RPI 1-25	RPI 26-50	W-L RECORDS	RPI 51-100	RPI 101-150	RPI 150+				
10- 18	0- 5	0- 1	OVERALL	0- 2	0- 3	10- 7				
7- 6	0- 0	0- 0	HOME	0- 1	0- 1	7- 4				
3- 10	0- 3	0- 1	AWAY	0- 1	0- 2	3- 3				
0- 2	0- 2	0- 0	NEUTRAL	0- 0	0- 0	0- 0				
3- 12	0- 5	0- 1	NON-CONFERENCE	0- 0	0- 3	3- 3				
3- 3	0- 0	0- 0	HOME	0- 0	0- 1	3- 2				
0- 7	0- 3	0- 1	AWAY	0- 0	0- 2	0- 1				
0- 2	0- 2	0- 0	NEUTRAL	0- 0	0- 0	0- 0				
7- 6	0- 0	0- 0	CONFERENCE	0- 2	0- 0	7- 4				
4- 3	0- 0	0- 0	HOME	0- 1	0- 0	4- 2				
3- 3	0- 0	0- 0	AWAY	0- 1	0- 0	3- 2				
0- 0	0- 0	0- 0	NEUTRAL	0- 0	0- 0	0- 0				

RPI 1-25				RPI 26-50				RPI 51-100				RPI 101+ Team's RPI: 219			
RPI	S	Opponent	Score	RPI	S	Opponent	Score	RPI	S	Opponent	Score	RPI	S	Opponent	Score
4	N	South Carolina	71 90	49	A	UC Riverside	61 81	97	A	New Mexico St.	63 86	123	A	Hawaii	60 74
7	A	Stanford	41 83					97	H	New Mexico St.	59 67	123	H	Hawaii	55 65
8	N	Arizona St.	47 60									128	A	Fresno St.	52 57
9	A	Oregon St.	51 75									162	H	Pacific	74 80
10	A	UCLA	68 82									193	H	Cal Poly	57 52
												194	H	San Jose St.	90 88
												206	A	Utah Valley	53 72
												206	H	Utah Valley	61 54
												211	A	UTRGV	46 60
												211	H	UTRGV	80 66
												242	A	Grand Canyon	76 67
												242	H	Grand Canyon	51 61
												265	H	Seattle	76 68
												267	A	UC Santa Barbara	60 61
												278	H	Pepperdine	73 76
												295	A	UMKC	78 68
												295	H	UMKC	40 56
												340	H	UC Irvine	65 39
												341	A	Chicago St.	74 61
												341	H	Chicago St.	76 43
LAST 12 Division I GAMES:															
242	A	Grand Canyon	76 67	206	H	Utah Valley	61 54								
211	H	UTRGV	80 66	242	H	Grand Canyon	51 61								
97	H	New Mexico St.	59 67	97	A	New Mexico St.	63 86								
206	A	Utah Valley	53 72	211	A	UTRGV	46 60								
341	A	Chicago St.	74 61	265	H	Seattle	76 68								
295	A	UMKC	78 68	295	H	UMKC	40 56								

Non-Div I Games:

CSU Bakersfield

Loss, Non-Conf, S Site, H Home A Away N Neutral

C  
S  
U  
NC  
S  
U  
N

CSUN

Page 38

Average RPI Win: <b>257</b>	WON-LOST	WINNING	LAST 10	STRENGTH OF	OPP. STRENGTH	TEAM	ADJ.	CONF.	ADJ CONF.
Average RPI Loss: <b>127</b>	RECORD	PCT. RANK	GAMES	SCHEDULE	OF SCHEDULE	RPI	RPI	RPI	RPI
DIV. I ONLY	<b>14- 14</b>	<b>167</b>	<b>4- 6</b>	<b>214</b>	<b>232</b>	<b>193</b>	<b>193</b>	<b>23</b>	<b>23</b>
DIV. I NON-CONF.	<b>7- 6</b>	<b>156</b>	<b>0- 0</b>	<b>104</b>	<b>148</b>	<b>116</b>	<b>116</b>	<b>21</b>	<b>21</b>
TOTALS	RPI 1-25	RPI 26-50	W-L RECORDS	RPI 51-100	RPI 101-150	RPI 150+			
14- 14	0- 1	0- 3	OVERALL	1- 2	2- 3	11- 5			
8- 5	0- 0	0- 1	HOME	0- 1	2- 2	6- 1			
6- 8	0- 1	0- 2	AWAY	1- 1	0- 1	5- 3			
0- 1	0- 0	0- 0	NEUTRAL	0- 0	0- 0	0- 1			
7- 6	0- 1	0- 1	NON-CONFERENCE	1- 2	2- 0	4- 2			
4- 1	0- 0	0- 0	HOME	0- 1	2- 0	2- 0			
3- 4	0- 1	0- 1	AWAY	1- 1	0- 0	2- 1			
0- 1	0- 0	0- 0	NEUTRAL	0- 0	0- 0	0- 1			
7- 8	0- 0	0- 2	CONFERENCE	0- 0	0- 3	7- 3			
4- 4	0- 0	0- 1	HOME	0- 0	0- 2	4- 1			
3- 4	0- 0	0- 1	AWAY	0- 0	0- 1	3- 2			
0- 0	0- 0	0- 0	NEUTRAL	0- 0	0- 0	0- 0			

RPI	S	Opponent	Score	RPI	S	Opponent	Score	RPI	S	Opponent	Score	RPI	S	Opponent	Score	Team's RPI: 193
9	A	Oregon St.	43 <b>80</b>	49	A	UC Riverside	83 <b>93</b>	67	H	Santa Clara	63 <b>69</b>	123	H	Hawaii	58 <b>64</b>	
				49	H	UC Riverside	62 <b>75</b>	92	A	California	57 <b>82</b>	128	H	Fresno St.	64 60	
				50	A	St. Mary's (CA)	83 <b>87</b>	98	A	San Francisco	62 61	135	A	Long Beach St.	53 <b>65</b>	
												135	H	Long Beach St.	56 <b>61</b>	
												141	H	Montana St.	66 57	
												172	H	Sacramento St.	97 72	
												188	A	UC Davis	71 <b>82</b>	
												188	H	UC Davis	57 <b>75</b>	
												211	N	UTRGV	58 <b>66</b>	
												219	A	CSU Bakersfield	52 <b>57</b>	
												240	H	Loyola Marymount	70 58	
												267	A	UC Santa Barbara	67 <b>78</b>	
												267	H	UC Santa Barbara	66 60	
												278	A	Pepperdine	61 47	
												299	A	CSUN	77 66	
												299	H	CSUN	66 62	
												315	A	A&M-Corpus Christi	56 45	
												337	A	Cal St. Fullerton	63 57	
												337	H	Cal St. Fullerton	51 46	
												340	A	UC Irvine	72 54	
												340	H	UC Irvine	50 38	
LAST 12 Division I GAMES:																
267	H	UC Santa Barbara	66 60	340	H	UC Irvine	50 38									
135	H	Long Beach St.	56 <b>61</b>	123	H	Hawaii	58 <b>64</b>									
299	A	CSUN	77 66	135	A	Long Beach St.	53 <b>65</b>									
337	A	Cal St. Fullerton	63 57	49	A	UC Riverside	83 <b>93</b>									
49	H	UC Riverside	62 <b>75</b>	188	H	UC Davis	57 <b>75</b>									
188	A	UC Davis	71 <b>82</b>	299	H	CSUN	66 62									

Non-Div I Games:

Cal Poly

■ Loss, 
 ■ Non-Conf, S Site, 
 ■ Home 
 ■ Away 
 N Neutral

Average RPI Win: 300  
Average RPI Loss: 198

Average RPI Win:	300	WON-LOST	WINNING	LAST 10	STRENGTH OF	OPP. STRENGTH	TEAM	ADJ.	CONF.	ADJ CONF.
Average RPI Loss:	198	RECORD	PCT. RANK	GAMES	SCHEDULE	OF SCHEDULE	RPI	RPI	RPI	RPI
DIV. I ONLY	3- 25	340	1- 9	264	300	337	337	23	23	
DIV. I NON-CONF.	2- 12	311	0- 0	258	330	326	326	21	21	
TOTALS	RPI 1-25	RPI 26-50	W-L RECORDS	RPI 51-100	RPI 101-150	RPI 150+				
3- 25	0- 0	0- 1	OVERALL	0- 1	0- 5	3- 18				
1- 12	0- 0	0- 1	HOME	0- 1	0- 2	1- 8				
2- 12	0- 0	0- 0	AWAY	0- 0	0- 3	2- 9				
0- 1	0- 0	0- 0	NEUTRAL	0- 0	0- 0	0- 1				
2- 12	0- 0	0- 0	NON-CONFERENCE	0- 1	0- 1	2- 10				
1- 5	0- 0	0- 0	HOME	0- 1	0- 0	1- 4				
1- 6	0- 0	0- 0	AWAY	0- 0	0- 1	1- 5				
0- 1	0- 0	0- 0	NEUTRAL	0- 0	0- 0	0- 1				
1- 13	0- 0	0- 1	CONFERENCE	0- 0	0- 4	1- 8				
0- 7	0- 0	0- 1	HOME	0- 0	0- 2	0- 4				
1- 6	0- 0	0- 0	AWAY	0- 0	0- 2	1- 4				
0- 0	0- 0	0- 0	NEUTRAL	0- 0	0- 0	0- 0				

RPI 1-25				RPI 26-50				RPI 51-100				RPI 101+				Team's RPI: 337	
RPI	S	Opponent	Score	RPI	S	Opponent	Score	RPI	S	Opponent	Score	RPI	S	Opponent	Score		
				49	H	UC Riverside	43 90					123	A	Hawaii	53 62		
								78	H	San Diego	44 53	123	H	Hawaii	50 70		
												135	A	Long Beach St.	57 62		
												135	H	Long Beach St.	61 82		
												141	A	Montana St.	66 89		
												156	H	Cornell	47 59		
												171	A	Montana	51 86		
												179	H	Eastern Wash.	57 68		
												188	A	UC Davis	56 80		
												188	H	UC Davis	59 63		
												191	A	SMU	53 74		
												193	A	Cal Poly	46 51		
												193	H	Cal Poly	57 63		
												196	H	Weber St.	40 60		
												238	H	Wyoming	56 61		
												240	A	Loyola Marymount	75 73		
												245	A	San Diego St.	43 54		
												251	N	Northern Ill.	49 72		
												267	A	UC Santa Barbara	49 79		
												267	H	UC Santa Barbara	47 65		
												278	A	Pepperdine	75 81		
												299	A	CSUN	52 79		
												320	H	Portland St.	84 69		
												324	A	North Dakota St.	64 79		
												340	A	UC Irvine	66 53		
												340	H	UC Irvine	58 62		
				123	H	Hawaii	50 70	267	A	UC Santa Barbara	49 79						
				340	A	UC Irvine	66 53	299	A	CSUN	52 79						
				193	H	Cal Poly	57 63	123	A	Hawaii	53 62						
				188	A	UC Davis	56 80	340	H	UC Irvine	58 62						
				49	H	UC Riverside	43 90	135	A	Long Beach St.	57 62						
				188	H	UC Davis	59 63	193	A	Cal Poly	46 51						



## California

Through Games Of Feb. 29, 2016

Average RPI Win:	129	WON-LOST	WINNING	LAST 10	STRENGTH OF	OPP. STRENGTH	TEAM	ADJ.	CONF.	ADJ CONF.
Average RPI Loss:	47	RECORD	PCT. RANK	GAMES	SCHEDULE	OF SCHEDULE	RPI	RPI	RPI	RPI
DIV. I ONLY	13- 16	205	3- 7	10	6	92	92	1	1	
DIV. I NON-CONF.	8- 2	51	0- 0	41	46	32	32	1	1	
TOTALS	RPI 1-25	RPI 26-50	W-L RECORDS	RPI 51-100	RPI 101-150	RPI 150+				
13- 16	2- 8	1- 2	OVERALL	3- 4	2- 1	5- 1				
10- 6	1- 3	1- 2	HOME	3- 1	1- 0	4- 0				
2- 9	1- 1	0- 0	AWAY	0- 0	0- 0	1- 0				
1- 1	0- 1	0- 0	NEUTRAL	0- 0	1- 0	0- 0				
8- 2	1- 1	1- 1	NON-CONFERENCE	1- 0	1- 0	4- 0				
5- 1	0- 0	1- 1	HOME	1- 0	0- 0	3- 0				
2- 0	1- 0	0- 0	AWAY	0- 0	0- 0	1- 0				
1- 1	0- 1	0- 0	NEUTRAL	0- 0	1- 0	0- 0				
5- 14	1- 7	0- 1	CONFERENCE	2- 4	1- 1	1- 1				
5- 5	1- 3	0- 1	HOME	2- 1	1- 0	1- 0				
0- 9	0- 4	0- 0	AWAY	0- 3	0- 1	0- 1				
0- 0	0- 0	0- 0	NEUTRAL	0- 0	0- 0	0- 0				

RPI 1-25				RPI 26-50				RPI 51-100 Team's RPI: 92				RPI 101+			
RPI	S	Opponent	Score	RPI	S	Opponent	Score	RPI	S	Opponent	Score	RPI	S	Opponent	Score
7	A	Stanford	46 53	31	H	Washington	65 75	55	A	Southern California	47 61	116	N	Liberty	77 72
7	H	Stanford	55 60	49	H	UC Riverside	64 58	72	A	Oregon	59 69	124	A	Arizona	52 57
8	A	Arizona St.	49 57	50	H	St. Mary's (CA)	63 64	72	H	Oregon	65 54	124	H	Arizona	75 56
8	H	Arizona St.	49 64					80	A	Utah	66 72	172	H	Sacramento St.	117 99
9	A	Oregon St.	48 70					80	H	Utah	79 84	189	A	Colorado	57 78
9	H	Oregon St.	44 54					87	H	Washington St.	74 71	189	H	Colorado	64 35
10	A	UCLA	56 75					90	H	Nebraska	87 80	193	H	Cal Poly	82 57
10	H	UCLA	108 104									266	A	Austin Peay	67 58
14	A	Louisville	75 71									299	H	CSUN	106 44
17	N	Texas A&M	58 75												
LAST 12 Division I GAMES:															
		9	H	Oregon St.	44	54		7	H	Stanford	55	60			
		72	H	Oregon	65	54		7	A	Stanford	46	53			
		189	A	Colorado	57	78		31	H	Washington	65	75			
		80	A	Utah	66	72		87	H	Washington St.	74	71			
		124	H	Arizona	75	56		55	A	Southern California	47	61			
		8	H	Arizona St.	49	64		10	A	UCLA	56	75			

Non-Div I Games:

California

■ Loss, 
■ Non-Conf, S Site, 
■ Home 
■ Away 
N Neutral

Average RPI Win:	287	WON-LOST	WINNING	LAST 10	STRENGTH OF	OPP. STRENGTH	TEAM	ADJ.	CONF.	ADJ CONF.
Average RPI Loss:	194	RECORD	PCT. RANK	GAMES	SCHEDULE	OF SCHEDULE	RPI	RPI	RPI	RPI
DIV. I ONLY	11- 15	219	4- 6	296	326	270	270	28	28	
DIV. I NON-CONF.	5- 3	119	0- 0	279	346	166	166	29	29	
TOTALS	RPI 1-25	RPI 26-50	W-L RECORDS	RPI 51-100	RPI 101-150	RPI 150+				
11- 15	0- 0	0- 0	OVERALL	0- 1	1- 4	10- 10				
6- 6	0- 0	0- 0	HOME	0- 0	0- 2	6- 4				
5- 8	0- 0	0- 0	AWAY	0- 1	1- 1	4- 6				
0- 1	0- 0	0- 0	NEUTRAL	0- 0	0- 1	0- 0				
5- 3	0- 0	0- 0	NON-CONFERENCE	0- 1	0- 1	5- 1				
3- 0	0- 0	0- 0	HOME	0- 0	0- 0	3- 0				
2- 2	0- 0	0- 0	AWAY	0- 1	0- 0	2- 1				
0- 1	0- 0	0- 0	NEUTRAL	0- 0	0- 1	0- 0				
6- 12	0- 0	0- 0	CONFERENCE	0- 0	1- 3	5- 9				
3- 6	0- 0	0- 0	HOME	0- 0	0- 2	3- 4				
3- 6	0- 0	0- 0	AWAY	0- 0	1- 1	2- 5				
0- 0	0- 0	0- 0	NEUTRAL	0- 0	0- 0	0- 0				

RPI S	Opponent	Score	RPI S	Opponent	Score	RPI S	Opponent	Score	RPI S	Opponent	Score	Team's RPI: 270
						84 A	VCU	34 57	112 N	Central Ark.	34 57	
									116 A	Liberty	55 67	
									116 H	Liberty	52 62	
									136 A	UNC Asheville	64 56	
									136 H	UNC Asheville	58 72	
									158 A	ETSU	55 70	
									186 A	Gardner-Webb	56 68	
									186 H	Gardner-Webb	35 70	
									201 A	Radford	59 62	
									215 H	N.C. A&T	56 55	
									223 A	Presbyterian	54 64	
									223 H	Presbyterian	45 69	
									247 H	High Point	55 69	
									272 A	Coastal Caro.	83 70	
									272 H	Coastal Caro.	73 52	
									297 A	Charleston So.	57 65	
									297 H	Charleston So.	45 60	
									303 H	Western Caro.	73 66	
									319 H	Mt. St. Mary's	62 53	
									321 A	Longwood	73 56	
									321 H	Longwood	72 65	
									325 A	North Florida	66 55	
									327 A	Winthrop	49 50	
									327 H	Winthrop	69 56	
									348 A	N.C. Central	57 48	
LAST 12 Division I GAMES:												
136 A	UNC Asheville	64 56	186 A	Gardner-Webb	56 68							
297 H	Charleston So.	45 60	272 H	Coastal Caro.	73 52							
223 A	Presbyterian	54 64	297 A	Charleston So.	57 65							
327 H	Winthrop	69 56	327 A	Winthrop	49 50							
321 H	Longwood	72 65	223 H	Presbyterian	45 69							
116 A	Liberty	55 67	247 H	High Point	55 69							

Non-Div I Games: UNC Pembroke

62 67

Campbell

Average RPI Win: <b>252</b>	WON-LOST	WINNING	LAST 10	STRENGTH OF	OPP. STRENGTH	TEAM	ADJ.	CONF.	ADJ CONF.
Average RPI Loss: <b>152</b>	RECORD	PCT. RANK	GAMES	SCHEDULE	OF SCHEDULE	RPI	RPI	RPI	RPI
DIV. I ONLY	<b>13- 16</b>	<b>205</b>	<b>5- 5</b>	<b>189</b>	<b>241</b>	<b>210</b>	<b>210</b>	<b>22</b>	<b>22</b>
DIV. I NON-CONF.	<b>5- 4</b>	<b>138</b>	<b>0- 0</b>	<b>35</b>	<b>168</b>	<b>85</b>	<b>85</b>	<b>22</b>	<b>22</b>
TOTALS	RPI 1-25	RPI 26-50	W-L RECORDS	RPI 51-100	RPI 101-150	RPI 150+			
13- 16	0- 1	0- 1	OVERALL	1- 2	0- 4	12- 8			
8- 6	0- 0	0- 1	HOME	1- 1	0- 1	7- 3			
5- 10	0- 1	0- 0	AWAY	0- 1	0- 3	5- 5			
0- 0	0- 0	0- 0	NEUTRAL	0- 0	0- 0	0- 0			
5- 4	0- 1	0- 1	NON-CONFERENCE	1- 0	0- 2	4- 0			
3- 1	0- 0	0- 1	HOME	1- 0	0- 0	2- 0			
2- 3	0- 1	0- 0	AWAY	0- 0	0- 2	2- 0			
0- 0	0- 0	0- 0	NEUTRAL	0- 0	0- 0	0- 0			
8- 12	0- 0	0- 0	CONFERENCE	0- 2	0- 2	8- 8			
5- 5	0- 0	0- 0	HOME	0- 1	0- 1	5- 3			
3- 7	0- 0	0- 0	AWAY	0- 1	0- 1	3- 5			
0- 0	0- 0	0- 0	NEUTRAL	0- 0	0- 0	0- 0			

RPI	S	Opponent	Score	RPI	S	Opponent	Score	RPI	S	Opponent	Score	RPI	S	Opponent	Score	Team's RPI: 210
6	A	Texas	62 <b>92</b>	30	H	St. Bonaventure	47 <b>59</b>	82	A	Quinnipiac	54 <b>63</b>	118	A	Buffalo	40 <b>54</b>	
								82	H	Quinnipiac	68 <b>80</b>	120	A	Iona	56 <b>79</b>	
								85	H	Bucknell	61 56	120	H	Iona	76 <b>79</b>	
												126	A	Youngstown St.	51 <b>53</b>	
												159	A	Northeastern	68 57	
												169	A	Marist	55 <b>67</b>	
												169	H	Marist	71 69	
												187	A	Fairfield	48 <b>52</b>	
												187	H	Fairfield	50 <b>51</b>	
												226	A	Siena	57 <b>61</b>	
												226	H	Siena	52 <b>58</b>	
												233	H	Binghamton	80 50	
												243	A	Manhattan	55 <b>77</b>	
												243	H	Manhattan	70 68	
												256	A	Monmouth	75 <b>79</b>	
												256	H	Monmouth	71 <b>81</b>	
												262	H	Saint Francis (PA)	77 52	
												283	A	Rider	73 64	
												283	H	Rider	60 49	
												285	A	Lamar	57 55	
												296	A	Niagara	68 66	
												296	H	Niagara	54 45	
												338	A	Saint Peter's	60 53	
												338	H	Saint Peter's	54 42	
LAST 12 Division I GAMES:																
169	A	Marist	55 <b>67</b>	256	A	Monmouth	75 <b>79</b>									
296	H	Niagara	54 45	243	A	Manhattan	55 <b>77</b>									
256	H	Monmouth	71 <b>81</b>	120	H	Iona	76 <b>79</b>									
243	H	Manhattan	70 68	296	A	Niagara	68 66									
169	H	Marist	71 69	187	A	Fairfield	48 <b>52</b>									
283	H	Rider	60 49	226	A	Siena	57 <b>61</b>									

Non-Div I Games:

Canisius

■ Loss, 
 ■ Non-Conf, 
 ■ S Site, 
 ■ H Home 
 ■ A Away 
 N Neutral

## Central Ark.

Through Games Of Feb. 29, 2016

Average RPI Win:	267	WON-LOST	WINNING	LAST 10	STRENGTH OF	OPP. STRENGTH	TEAM	ADJ.	CONF.	ADJ CONF.
Average RPI Loss:	74	RECORD	PCT. RANK	GAMES	SCHEDULE	OF SCHEDULE	RPI	RPI	RPI	RPI
DIV. I ONLY	20- 3	13	9- 1	334	284	112	112	26	26	
DIV. I NON-CONF.	6- 1	27	0- 0	288	332	100	100	26	26	
TOTALS	RPI 1-25	RPI 26-50	W-L RECORDS	RPI 51-100	RPI 101-150	RPI 150+				
20- 3	0- 0	0- 1	OVERALL	0- 1	1- 1	19- 0				
7- 2	0- 0	0- 0	HOME	0- 1	0- 1	7- 0				
11- 1	0- 0	0- 0	AWAY	0- 0	1- 0	10- 0				
2- 0	0- 0	0- 0	NEUTRAL	0- 0	0- 0	2- 0				
6- 1	0- 0	0- 1	NON-CONFERENCE	0- 0	0- 0	6- 0				
2- 0	0- 0	0- 0	HOME	0- 0	0- 0	2- 0				
2- 1	0- 0	0- 1	AWAY	0- 0	0- 0	2- 0				
2- 0	0- 0	0- 0	NEUTRAL	0- 0	0- 0	2- 0				
14- 2	0- 0	0- 0	CONFERENCE	0- 1	1- 1	13- 0				
5- 2	0- 0	0- 0	HOME	0- 1	0- 1	5- 0				
9- 0	0- 0	0- 0	AWAY	0- 0	1- 0	8- 0				
0- 0	0- 0	0- 0	NEUTRAL	0- 0	0- 0	0- 0				

RPI 1-25			RPI 26-50			RPI 51-100			RPI 101+ Team's RPI: 112		
RPI	S	Opponent	Score	RPI	S	Opponent	Score	RPI	S	Opponent	Score
				27	A	Tennessee	47 102	74	H	Abilene Christian	49 61
								122	A	Northwestern St.	74 49
								122	H	Northwestern St.	56 60
								153	A	McNeese St.	70 56
								203	A	Stephen F. Austin	55 53
								224	A	Southeast Mo. St.	63 54
								228	A	Sam Houston St.	73 63
								228	H	Sam Houston St.	72 53
								244	H	Houston Baptist	45 44
								268	A	Murray St.	61 51
								268	H	Murray St.	50 40
								270	N	Campbell	57 34
								285	H	Lamar	74 49
								301	H	Alcorn	58 35
								307	N	South Carolina St.	51 38
								308	A	Southeastern La.	64 60
								308	H	Southeastern La.	80 58
								311	A	Nicholls St.	71 65
								315	A	A&M-Corpus Christi	66 55
								330	A	New Orleans	59 44
								330	H	New Orleans	67 55
								335	A	Incarnate Word	76 57
LAST 12 Division I GAMES:											
308	A	Southeastern La.	64 60	330	H	New Orleans	67 55				
228	H	Sam Houston St.	72 53	308	H	Southeastern La.	80 58				
228	A	Sam Houston St.	73 63	122	A	Northwestern St.	74 49				
153	A	McNeese St.	70 56	311	A	Nicholls St.	71 65				
335	A	Incarnate Word	76 57	330	A	New Orleans	59 44				
122	H	Northwestern St.	56 60	244	H	Houston Baptist	45 44				

Non-Div I Games: Central Baptist 70 37 Hendrix 72 43 Crowley's Ridge 93 38 Jarvis Christian 77 23  
Central Ark.

Loss, Non-Conf, S Site, H Home A Away N Neutral

Average RPI Win:	287	WON-LOST	WINNING	LAST 10	STRENGTH OF	OPP. STRENGTH	TEAM	ADJ.	CONF.	ADJ CONF.
Average RPI Loss:	208	RECORD	PCT. RANK	GAMES	SCHEDULE	OF SCHEDULE	RPI	RPI	RPI	RPI
DIV. I ONLY	12- 17	224	5- 5	310	329	275	275	30	30	
DIV. I NON-CONF.	3- 8	258	0- 0	205	155	269	269	32	32	
TOTALS	RPI 1-25	RPI 26-50	W-L RECORDS	RPI 51-100	RPI 101-150	RPI 150+				
12- 17	0- 1	0- 0	OVERALL	0- 2	0- 1	12- 13				
7- 6	0- 0	0- 0	HOME	0- 0	0- 0	7- 6				
5- 11	0- 1	0- 0	AWAY	0- 2	0- 1	5- 7				
0- 0	0- 0	0- 0	NEUTRAL	0- 0	0- 0	0- 0				
3- 8	0- 1	0- 0	NON-CONFERENCE	0- 2	0- 1	3- 4				
3- 1	0- 0	0- 0	HOME	0- 0	0- 0	3- 1				
0- 7	0- 1	0- 0	AWAY	0- 2	0- 1	0- 3				
0- 0	0- 0	0- 0	NEUTRAL	0- 0	0- 0	0- 0				
9- 9	0- 0	0- 0	CONFERENCE	0- 0	0- 0	9- 9				
4- 5	0- 0	0- 0	HOME	0- 0	0- 0	4- 5				
5- 4	0- 0	0- 0	AWAY	0- 0	0- 0	5- 4				
0- 0	0- 0	0- 0	NEUTRAL	0- 0	0- 0	0- 0				

RPI 1-25				RPI 26-50				RPI 51-100				RPI 101+ Team's RPI: 275			
RPI	S	Opponent	Score	RPI	S	Opponent	Score	RPI	S	Opponent	Score	RPI	S	Opponent	Score
11	A	Maryland	43 86					65	A	Army West Point	52 81	127	A	Penn St.	47 73
								69	A	Maine	42 62	166	A	Fordham	48 63
												199	A	Sacred Heart	69 79
												199	H	Sacred Heart	57 61
												202	A	Robert Morris	55 72
												202	H	Robert Morris	48 39
												205	A	Hartford	41 49
												209	H	Massachusetts	78 68
												229	H	Dartmouth	59 55
												231	A	Bryant	56 70
												231	H	Bryant	53 65
												239	H	New Hampshire	50 64
												262	A	Saint Francis (PA)	79 59
												262	H	Saint Francis (PA)	66 51
												282	A	Vermont	63 79
												312	A	Fairleigh Dickinson	78 75
												312	H	Fairleigh Dickinson	71 59
												317	H	UMass Lowell	64 53
												319	A	Mt. St. Mary's	48 54
												319	H	Mt. St. Mary's	55 59
												326	A	LIU Brooklyn	65 57
												326	H	LIU Brooklyn	45 59
												336	A	St. Francis Brooklyn	67 61
												336	H	St. Francis Brooklyn	65 61
												342	A	Wagner	62 52
												342	H	Wagner	63 64
LAST 12 Division I GAMES:															
336	A	St. Francis Brooklyn	67 61	202	A	Robert Morris	55 72	326	A	LIU Brooklyn	65 57				
312	H	Fairleigh Dickinson	71 59	262	A	Saint Francis (PA)	79 59	326	H	LIU Brooklyn	45 59				
319	H	Mt. St. Mary's	55 59	231	H	Bryant	53 65	336	A	St. Francis Brooklyn	67 61				
342	H	Wagner	63 64	336	H	St. Francis Brooklyn	65 61	342	A	Wagner	62 52				
326	A	LIU Brooklyn	65 57	202	H	Robert Morris	48 39	342	H	Wagner	63 64				
199	A	Sacred Heart	69 79	262	H	Saint Francis (PA)	66 51								

Non-Div I Games:

Central Conn. St.

■ Loss, 
 ■ Non-Conf, 
 ■ S Site, 
 ■ H Home 
 ■ A Away 
 N Neutral

Average RPI Win:	182	WON-LOST	WINNING	LAST 10	STRENGTH OF	OPP. STRENGTH	TEAM	ADJ.	CONF.	ADJ CONF.
Average RPI Loss:	110	RECORD	PCT. RANK	GAMES	SCHEDULE	OF SCHEDULE	RPI	RPI	RPI	RPI
DIV. I ONLY	19- 8	65	9- 1	109	130	73	73	11	11	
DIV. I NON-CONF.	6- 5	146	0- 0	135	126	132	132	13	13	
TOTALS	RPI 1-25	RPI 26-50	W-L RECORDS	RPI 51-100	RPI 101-150	RPI 150+				
19- 8	0- 1	0- 1	OVERALL	4- 1	5- 3	10- 2				
10- 3	0- 1	0- 0	HOME	2- 0	3- 2	5- 0				
8- 5	0- 0	0- 1	AWAY	2- 1	2- 1	4- 2				
1- 0	0- 0	0- 0	NEUTRAL	0- 0	0- 0	1- 0				
6- 5	0- 1	0- 0	NON-CONFERENCE	1- 1	1- 1	4- 2				
3- 2	0- 1	0- 0	HOME	1- 0	1- 1	1- 0				
2- 3	0- 0	0- 0	AWAY	0- 1	0- 0	2- 2				
1- 0	0- 0	0- 0	NEUTRAL	0- 0	0- 0	1- 0				
13- 3	0- 0	0- 1	CONFERENCE	3- 0	4- 2	6- 0				
7- 1	0- 0	0- 0	HOME	1- 0	2- 1	4- 0				
6- 2	0- 0	0- 1	AWAY	2- 0	2- 1	2- 0				
0- 0	0- 0	0- 0	NEUTRAL	0- 0	0- 0	0- 0				

RPI 1-25				RPI 26-50				RPI 51-100 Team's RPI: 73				RPI 101+			
RPI	S	Opponent	Score	RPI	S	Opponent	Score	RPI	S	Opponent	Score	RPI	S	Opponent	Score
23	H	Duquesne	49 68	43	A	Ohio	84 86	60	H	Middle Tenn.	81 59	102	H	Memphis	61 64
								62	A	Ball St.	74 65	103	H	Toledo	79 81
								62	H	Ball St.	67 66	118	A	Buffalo	61 67
								86	A	Eastern Mich.	66 65	125	A	Akron	97 77
								99	A	Saint Joseph's	66 76	125	H	Akron	81 60
												138	A	Western Mich.	73 61
												138	H	Western Mich.	53 51
												148	H	SIUE	78 65
												163	A	Illinois	69 74
												173	A	Loyola Chicago	68 59
												212	A	Oakland	110 87
												217	H	Indiana St.	85 65
												230	A	Ill.-Chicago	63 66
												251	A	Northern Ill.	73 67
												251	H	Northern Ill.	95 63
												258	H	Bowling Green	76 75
												276	A	Miami (OH)	72 58
												276	H	Miami (OH)	77 54
												283	N	Rider	76 58
												322	H	Kent St.	81 61
LAST 12 Division I GAMES:															
138	A	Western Mich.	73 61	86	A	Eastern Mich.	66 65								
62	H	Ball St.	67 66	276	H	Miami (OH)	77 54								
103	H	Toledo	79 81	138	H	Western Mich.	53 51								
251	A	Northern Ill.	73 67	125	H	Akron	81 60								
62	A	Ball St.	74 65	276	A	Miami (OH)	72 58								
258	H	Bowling Green	76 75	43	A	Ohio	84 86								

Non-Div I Games:

Central Mich.

■ Loss, 
 ■ Non-Conf, S Site, 
 ■ Home 
 ■ Away 
 N Neutral

Average RPI Win: 287		WON-LOST	WINNING	LAST 10	STRENGTH OF	OPP. STRENGTH	TEAM	ADJ.	CONF.	ADJ CONF.
Average RPI Loss: 204		RECORD	PCT. RANK	GAMES	SCHEDULE	OF SCHEDULE	RPI	RPI	RPI	RPI
DIV. I ONLY		10- 15	230	5- 5	341	258	297	297	28	28
DIV. I NON-CONF.		2- 4	234	0- 0	349	79	343	343	29	29
TOTALS	RPI 1-25	RPI 26-50		W-L RECORDS		RPI 51-100	RPI 101-150	RPI 150+		
10- 15	0- 0	0- 0		OVERALL		0- 0	0- 4	10- 11		
6- 6	0- 0	0- 0		HOME		0- 0	0- 2	6- 4		
4- 9	0- 0	0- 0		AWAY		0- 0	0- 2	4- 7		
0- 0	0- 0	0- 0		NEUTRAL		0- 0	0- 0	0- 0		
2- 4	0- 0	0- 0		NON-CONFERENCE		0- 0	0- 1	2- 3		
2- 0	0- 0	0- 0		HOME		0- 0	0- 0	2- 0		
0- 4	0- 0	0- 0		AWAY		0- 0	0- 1	0- 3		
0- 0	0- 0	0- 0		NEUTRAL		0- 0	0- 0	0- 0		
8- 11	0- 0	0- 0		CONFERENCE		0- 0	0- 3	8- 8		
4- 6	0- 0	0- 0		HOME		0- 0	0- 2	4- 4		
4- 5	0- 0	0- 0		AWAY		0- 0	0- 1	4- 4		
0- 0	0- 0	0- 0		NEUTRAL		0- 0	0- 0	0- 0		

[illegible]

Non-Div I Games:	Paine	69	62	Columbia Int'l	67	35	Warner	73	53
------------------	-------	----	----	----------------	----	----	--------	----	----

Charleston So.

■ Loss, ■ Non-Conf, S Site, H Home A Away N Neutral

Average RPI Win:	193	WON-LOST	WINNING	LAST 10	STRENGTH OF	OPP. STRENGTH	TEAM	ADJ.	CONF.	ADJ CONF.
Average RPI Loss:	79	RECORD	PCT. RANK	GAMES	SCHEDULE	OF SCHEDULE	RPI	RPI	RPI	RPI
DIV. I ONLY	17- 10	97	7- 3	86	121	77	77	12	12	
DIV. I NON-CONF.	7- 4	110	0- 0	90	141	87	87	11	11	
TOTALS	RPI 1-25	RPI 26-50	W-L RECORDS	RPI 51-100	RPI 101-150	RPI 150+				
17- 10	0- 1	1- 4	OVERALL	1- 2	1- 1	14- 2				
10- 2	0- 0	1- 1	HOME	1- 0	0- 0	8- 1				
6- 8	0- 1	0- 3	AWAY	0- 2	0- 1	6- 1				
1- 0	0- 0	0- 0	NEUTRAL	0- 0	1- 0	0- 0				
7- 4	0- 0	0- 3	NON-CONFERENCE	1- 1	1- 0	5- 0				
4- 1	0- 0	0- 1	HOME	1- 0	0- 0	3- 0				
2- 3	0- 0	0- 2	AWAY	0- 1	0- 0	2- 0				
1- 0	0- 0	0- 0	NEUTRAL	0- 0	1- 0	0- 0				
10- 6	0- 1	1- 1	CONFERENCE	0- 1	0- 1	9- 2				
6- 1	0- 0	1- 0	HOME	0- 0	0- 0	5- 1				
4- 5	0- 1	0- 1	AWAY	0- 1	0- 1	4- 1				
0- 0	0- 0	0- 0	NEUTRAL	0- 0	0- 0	0- 0				

RPI S Opponent	Score	RPI S Opponent	Score	RPI S Opponent	Score	Team's RPI: 77	RPI S Opponent	Score
22 A UTEP	91 94	33 H Miami (FL)	70 77	60 A Middle Tenn.	67 72		110 N Mercer	72 62
		41 A Missouri	71 88	62 H Ball St.	72 66		147 A UAB	57 75
		42 A Western Ky.	66 77	93 A Elon	83 90		152 H Southern Miss.	80 59
		42 H Western Ky.	81 72				154 A Old Dominion	85 94
		48 A North Carolina St.	65 72				154 H Old Dominion	59 71
							155 A Marshall	64 61
							155 H Marshall	87 77
							168 H Louisiana Tech	63 58
							174 A Davidson	99 88
							178 H Fla. Atlantic	85 79
							202 H Robert Morris	94 73
							225 A Rice	69 58
							227 H Col. of Charleston	89 61
							236 A North Texas	82 70
							263 A UTSA	64 54
							269 A Georgia St.	83 71
							309 H FIU	87 74
							348 H N.C. Central	67 52
LAST 12 Division I GAMES:								
22 A UTEP	91 94	154 A Old Dominion	85 94					
263 A UTSA	64 54	178 H Fla. Atlantic	85 79					
42 H Western Ky.	81 72	309 H FIU	87 74					
155 H Marshall	87 77	42 A Western Ky.	66 77					
236 A North Texas	82 70	155 A Marshall	64 61					
225 A Rice	69 58	147 A UAB	57 75					

Non-Div I Games:

Charlotte

■ Loss, 
 ■ Non-Conf, 
 ■ S Site, 
 ■ Home 
 ■ A Away 
 N Neutral



## Chattanooga

Through Games Of Feb. 29, 2016

Average RPI Win:	193	WON-LOST	WINNING	LAST 10	STRENGTH OF	OPP. STRENGTH	TEAM	ADJ.	CONF.	ADJ CONF.
Average RPI Loss:	46	RECORD	PCT. RANK	GAMES	SCHEDULE	OF SCHEDULE	RPI	RPI	RPI	RPI
DIV. I ONLY	21- 7	51	8- 2	82	124	44	44	17	17	
DIV. I NON-CONF.	9- 5	108	0- 0	15	19	33	33	15	15	
TOTALS	RPI 1-25	RPI 26-50	W-L RECORDS	RPI 51-100	RPI 101-150	RPI 150+				
21- 7	0- 3	1- 2	OVERALL	3- 0	2- 2	15- 0				
14- 1	0- 1	1- 0	HOME	3- 0	2- 0	8- 0				
6- 6	0- 2	0- 2	AWAY	0- 0	0- 2	6- 0				
1- 0	0- 0	0- 0	NEUTRAL	0- 0	0- 0	1- 0				
9- 5	0- 3	1- 2	NON-CONFERENCE	3- 0	0- 0	5- 0				
7- 1	0- 1	1- 0	HOME	3- 0	0- 0	3- 0				
1- 4	0- 2	0- 2	AWAY	0- 0	0- 0	1- 0				
1- 0	0- 0	0- 0	NEUTRAL	0- 0	0- 0	1- 0				
12- 2	0- 0	0- 0	CONFERENCE	0- 0	2- 2	10- 0				
7- 0	0- 0	0- 0	HOME	0- 0	2- 0	5- 0				
5- 2	0- 0	0- 0	AWAY	0- 0	0- 2	5- 0				
0- 0	0- 0	0- 0	NEUTRAL	0- 0	0- 0	0- 0				

RPI 1-25				RPI 26-50				Team's RPI: 44				RPI 51-100				RPI 101+			
RPI	S	Opponent	Score	RPI	S	Opponent	Score	RPI	S	Opponent	Score	RPI	S	Opponent	Score	RPI	S	Opponent	Score
3	H	UConn	31 79	27	A	Tennessee	57 59	89	H	UT Martin	61 46	108	A	Samford	43 48				
7	A	Stanford	30 73	37	H	Arkansas St.	55 54	91	H	Belmont	62 53	108	H	Samford	53 30				
25	A	South Fla.	33 61	40	A	Indiana	43 54	100	H	Harvard	62 58	110	A	Mercer	44 67				

Average RPI Win:	295	WON-LOST	WINNING	LAST 10	STRENGTH OF	OPP. STRENGTH	TEAM	ADJ.	CONF.	ADJ CONF.
Average RPI Loss:	200	RECORD	PCT. RANK	GAMES	SCHEDULE	OF SCHEDULE	RPI	RPI	RPI	RPI
DIV. I ONLY	4- 23	328	2- 8	296	265	341	341	27	27	
DIV. I NON-CONF.	2- 12	311	0- 0	304	266	339	339	25	25	
TOTALS	RPI 1-25	RPI 26-50	W-L RECORDS	RPI 51-100	RPI 101-150	RPI 150+				
4- 23	0- 1	0- 1	OVERALL	0- 2	0- 2	4- 17				
3- 11	0- 0	0- 1	HOME	0- 1	0- 1	3- 8				
1- 12	0- 1	0- 0	AWAY	0- 1	0- 1	1- 9				
0- 0	0- 0	0- 0	NEUTRAL	0- 0	0- 0	0- 0				
2- 12	0- 1	0- 1	NON-CONFERENCE	0- 0	0- 2	2- 8				
1- 6	0- 0	0- 1	HOME	0- 0	0- 1	1- 4				
1- 6	0- 1	0- 0	AWAY	0- 0	0- 1	1- 4				
0- 0	0- 0	0- 0	NEUTRAL	0- 0	0- 0	0- 0				
2- 11	0- 0	0- 0	CONFERENCE	0- 2	0- 0	2- 9				
2- 5	0- 0	0- 0	HOME	0- 1	0- 0	2- 4				
0- 6	0- 0	0- 0	AWAY	0- 1	0- 0	0- 5				
0- 0	0- 0	0- 0	NEUTRAL	0- 0	0- 0	0- 0				

RPI 1-25				RPI 26-50				RPI 51-100				RPI 101+ Team's RPI: 341			
RPI	S	Opponent	Score	RPI	S	Opponent	Score	RPI	S	Opponent	Score	RPI	S	Opponent	Score
19	A	DePaul	42 88	46	H	Kansas St.	54 63	97	A	New Mexico St.	63 76	138	A	Western Mich.	56 65
								97	H	New Mexico St.	60 70	149	H	Milwaukee	48 55
												163	A	Illinois	36 67
												206	A	Utah Valley	46 74
												206	H	Utah Valley	62 69
												211	A	UTRGV	56 78
												211	H	UTRGV	56 64
												212	H	Oakland	51 74
												219	A	CSU Bakersfield	43 76
												219	H	CSU Bakersfield	61 74
												230	H	Ill.-Chicago	47 51
												232	A	Western Ill.	50 88
												242	A	Grand Canyon	36 74
												242	H	Grand Canyon	60 65
												251	H	Northern Ill.	50 68
												265	A	Seattle	45 59
												265	H	Seattle	57 49
												295	H	UMKC	77 72
												300	H	Bradley	60 66
												305	H	Morehead St.	75 71
												313	A	Jackson St.	76 59
												314	A	IPFW	51 62
												323	A	Illinois St.	53 57
LAST 12 Division I GAMES:															
211	A	UTRGV	56 78	295	H	UMKC	77 72								
242	H	Grand Canyon	60 65	206	A	Utah Valley	46 74								
206	H	Utah Valley	62 69	242	A	Grand Canyon	36 74								
97	A	New Mexico St.	63 76	97	H	New Mexico St.	60 70								
219	H	CSU Bakersfield	61 74	211	H	UTRGV	56 64								
265	H	Seattle	57 49	265	A	Seattle	45 59								

Non-Div I Games:

Chicago St.

■ Loss, 
■ Non-Conf, S Site, 
■ Home 
■ Away 
N Neutral

Average RPI Win: 253		WON-LOST	WINNING	LAST 10	STRENGTH OF	OPP. STRENGTH	TEAM	ADJ.	CONF.	ADJ CONF.
Average RPI Loss: 90		RECORD	PCT. RANK	GAMES	SCHEDULE	OF SCHEDULE	RPI	RPI	RPI	RPI
DIV. I ONLY		8- 21	288	2- 8	79	78	221	221	9	9
DIV. I NON-CONF.		4- 7	222	0- 0	31	78	179	179	7	7
TOTALS		RPI 1-25	RPI 26-50	W-L RECORDS	RPI 51-100	RPI 101-150	RPI 150+			
8- 21	0- 7		0- 1	OVERALL	0- 4	1- 3	7- 6			
5- 10	0- 3		0- 0	HOME	0- 2	1- 1	4- 4			
3- 9	0- 2		0- 1	AWAY	0- 2	0- 2	3- 2			
0- 2	0- 2		0- 0	NEUTRAL	0- 0	0- 0	0- 0			
4- 7	0- 3		0- 1	NON-CONFERENCE	0- 1	1- 1	3- 1			
4- 2	0- 1		0- 0	HOME	0- 1	1- 0	3- 0			
0- 3	0- 0		0- 1	AWAY	0- 0	0- 1	0- 1			
0- 2	0- 2		0- 0	NEUTRAL	0- 0	0- 0	0- 0			
4- 14	0- 4		0- 0	CONFERENCE	0- 3	0- 2	4- 5			
1- 8	0- 2		0- 0	HOME	0- 1	0- 1	1- 4			
3- 6	0- 2		0- 0	AWAY	0- 2	0- 1	3- 1			
0- 0	0- 0		0- 0	NEUTRAL	0- 0	0- 0	0- 0			

RPI 1-25					
RPI	S	Opponent	Score		
2	N	Baylor	34	72	
3	A	UConn	34	88	
3	H	UConn	45	107	
5	H	Ohio St.	76	105	
21	N	Michigan St.	63	103	
25	A	South Fla.	49	82	
25	H	South Fla.	51	78	

RPI 26-50					
RPI	S	Opponent	Score		
26	A	Georgia	42	60	

RPI 51-100					
RPI	S	Opponent	Score		
66	A	Temple	51	74	
66	H	Temple	49	74	
83	A	Tulane	51	70	
89	H	UT Martin	57	63	

RPI 101+					
RPI	S	Opponent	Score		
102	A	Memphis	51	54	
102	H	Memphis	47	64	
140	H	Northern Ky.	71	68	
150	A	Detroit	68	77	
157	A	Xavier	56	65	
161	A	East Carolina	60	63	
161	H	East Carolina	55	77	
182	A	Tulsa	55	53	
182	H	Tulsa	63	76	
191	H	SMU	55	73	
258	H	Bowling Green	54	51	
262	H	Saint Francis (PA)	93	86	
271	A	UCF	68	50	
271	H	UCF	60	80	
286	A	Houston	67	61	
286	H	Houston	56	50	
339	H	Eastern Ill.	70	57	

Team's RPI: 221					
-----------------	--	--	--	--	--

LAST 12 Division I GAMES:					
83	A	Tulane	51	70	
182	H	Tulsa	63	76	
161	H	East Carolina	55	77	
286	A	Houston	67	61	
3	A	UConn	34	88	
25	H	South Fla.	51	78	
66	H	Temple	49	74	
102	A	Memphis	51	54	
25	A	South Fla.	49	82	
286	H	Houston	56	50	
191	H	SMU	55	73	
161	A	East Carolina	60	63	

Non-Div I Games:

Cincinnati

Loss, Non-Conf, S Site, H Home A Away N Neutral

Average RPI Win:	255	WON-LOST	WINNING	LAST 10	STRENGTH OF	OPP. STRENGTH	TEAM	ADJ.	CONF.	ADJ CONF.
Average RPI Loss:	100	RECORD	PCT. RANK	GAMES	SCHEDULE	OF SCHEDULE	RPI	RPI	RPI	RPI
DIV. I ONLY	4- 25	334	0- 10	27	86	248	248	4	4	
DIV. I NON-CONF.	4- 9	245	0- 0	121	331	245	245	5	5	
TOTALS	RPI 1-25	RPI 26-50	W-L RECORDS	RPI 51-100	RPI 101-150	RPI 150+				
4- 25	0- 6	0- 2	OVERALL	0- 5	1- 7	3- 5				
3- 12	0- 2	0- 2	HOME	0- 2	1- 3	2- 3				
1- 11	0- 4	0- 0	AWAY	0- 3	0- 3	1- 1				
0- 2	0- 0	0- 0	NEUTRAL	0- 0	0- 1	0- 1				
4- 9	0- 1	0- 0	NON-CONFERENCE	0- 2	1- 1	3- 5				
3- 4	0- 1	0- 0	HOME	0- 0	1- 0	2- 3				
1- 3	0- 0	0- 0	AWAY	0- 2	0- 0	1- 1				
0- 2	0- 0	0- 0	NEUTRAL	0- 0	0- 1	0- 1				
0- 16	0- 5	0- 2	CONFERENCE	0- 3	0- 6	0- 0				
0- 8	0- 1	0- 2	HOME	0- 2	0- 3	0- 0				
0- 8	0- 4	0- 0	AWAY	0- 1	0- 3	0- 0				
0- 0	0- 0	0- 0	NEUTRAL	0- 0	0- 0	0- 0				

RPI 1-25				RPI 26-50				RPI 51-100				RPI 101+ Team's RPI: 248			
RPI	S	Opponent	Score	RPI	S	Opponent	Score	RPI	S	Opponent	Score	RPI	S	Opponent	Score
1	A	Notre Dame	52 71	33	H	Miami (FL)	49 83	51	H	Duke	43 72	101	A	Virginia	48 65
4	H	South Carolina	41 67	48	H	North Carolina St.	57 71	69	A	Maine	42 75	109	A	Virginia Tech	49 79
13	A	Florida St.	56 75					70	A	Georgia Tech	48 77	115	H	Boston College	64 67
13	H	Florida St.	40 85					70	H	Georgia Tech	63 76	118	N	Buffalo	51 61
14	A	Louisville	33 75					72	A	Oregon	56 69	130	H	Pittsburgh	56 59
16	A	Syracuse	62 83									132	H	Wake Forest	45 55
												136	H	UNC Asheville	67 49
												137	A	North Carolina	56 72
												195	N	Butler	50 54
												198	H	William & Mary	41 58
												220	A	Furman	49 70
												272	H	Coastal Caro.	47 63
												280	A	Tennessee Tech	71 53
												293	H	Florida A&M	68 77
												297	H	Charleston So.	43 36
												307	H	South Carolina St.	63 54
LAST 12 Division I GAMES:															
48	H	North Carolina St.	57 71	13	A	Florida St.	56 75								
1	A	Notre Dame	52 71	16	A	Syracuse	62 83								
101	A	Virginia	48 65	130	H	Pittsburgh	56 59								
115	H	Boston College	64 67	14	A	Louisville	33 75								
70	A	Georgia Tech	48 77	70	H	Georgia Tech	63 76								
132	H	Wake Forest	45 55	51	H	Duke	43 72								

Non-Div I Games:

Clemson

■ Loss, 
■ Non-Conf, S Site, 
■ Home 
■ Away 
N Neutral

Average RPI Win:	229	WON-LOST	WINNING	LAST 10	STRENGTH OF	OPP. STRENGTH	TEAM	ADJ.	CONF.	ADJ CONF.
Average RPI Loss:	158	RECORD	PCT. RANK	GAMES	SCHEDULE	OF SCHEDULE	RPI	RPI	RPI	RPI
DIV. I ONLY	8- 18	278	4- 4	185	187	274	274	14	14	
DIV. I NON-CONF.	3- 7	248	0- 1	317	291	315	315	16	16	
TOTALS	RPI 1-25	RPI 26-50	W-L RECORDS	RPI 51-100	RPI 101-150	RPI 150+				
8- 18	0- 2	0- 0	OVERALL	0- 3	2- 7	6- 6				
6- 7	0- 1	0- 0	HOME	0- 1	1- 4	5- 1				
2- 9	0- 1	0- 0	AWAY	0- 1	1- 3	1- 4				
0- 2	0- 0	0- 0	NEUTRAL	0- 1	0- 0	0- 1				
3- 7	0- 0	0- 0	NON-CONFERENCE	0- 3	0- 1	3- 3				
2- 2	0- 0	0- 0	HOME	0- 1	0- 0	2- 1				
1- 3	0- 0	0- 0	AWAY	0- 1	0- 1	1- 1				
0- 2	0- 0	0- 0	NEUTRAL	0- 1	0- 0	0- 1				
5- 11	0- 2	0- 0	CONFERENCE	0- 0	2- 6	3- 3				
4- 5	0- 1	0- 0	HOME	0- 0	1- 4	3- 0				
1- 6	0- 1	0- 0	AWAY	0- 0	1- 2	0- 3				
0- 0	0- 0	0- 0	NEUTRAL	0- 0	0- 0	0- 0				

RPI 1-25				RPI 26-50				RPI 51-100				RPI 101+ Team's RPI: 274			
RPI	S	Opponent	Score	RPI	S	Opponent	Score	RPI	S	Opponent	Score	RPI	S	Opponent	Score
20	A	Green Bay	53 71					53	N	Saint Louis	65 76	103	A	Toledo	53 66
20	H	Green Bay	45 66					85	H	Bucknell	57 59	105	H	Wright St.	65 93
								91	A	Belmont	58 76	126	A	Youngstown St.	53 43
												126	H	Youngstown St.	75 68
												140	H	Northern Ky.	51 83
												149	A	Milwaukee	58 59
												149	H	Milwaukee	46 62
												150	A	Detroit	68 82
												150	H	Detroit	60 66
												212	A	Oakland	69 79
												212	H	Oakland	88 75
												230	A	Ill.-Chicago	62 80
												230	H	Ill.-Chicago	72 69
												252	A	Valparaiso	59 66
												252	H	Valparaiso	72 65
												258	H	Bowling Green	69 48
												296	A	Niagara	72 73
												309	H	FIU	64 57
												310	N	UNCG	51 55
												322	A	Kent St.	60 49
												333	H	Evansville	63 72
LAST 12 Division I GAMES:															
310	N	UNCG	51 55	212	H	Oakland	88 75								
252	H	Valparaiso	72 65	150	H	Detroit	60 66								
230	H	Ill.-Chicago	72 69	105	H	Wright St.	65 93								
126	A	Youngstown St.	53 43	140	H	Northern Ky.	51 83								
20	A	Green Bay	53 71	230	A	Ill.-Chicago	62 80								
149	A	Milwaukee	58 59	252	A	Valparaiso	59 66								

Non-Div I Games:

Cleveland St.

■ Loss, 
 ■ Non-Conf, 
 ■ S Site, 
 ■ Home 
 ■ A Away 
 N Neutral

Average RPI Win: <b>240</b>	WON-LOST	WINNING	LAST 10	STRENGTH OF	OPP. STRENGTH	TEAM	ADJ.	CONF.	ADJ CONF.
Average RPI Loss: <b>206</b>	RECORD	PCT. RANK	GAMES	SCHEDULE	OF SCHEDULE	RPI	RPI	RPI	RPI
DIV. I ONLY	8- 16	264	4- 6	222	320	272	272	28	28
DIV. I NON-CONF.	2- 4	234	0- 0	266	234	263	263	29	29
TOTALS	RPI 1-25	RPI 26-50	W-L RECORDS	RPI 51-100	RPI 101-150	RPI 150+			
8- 16	0- 0	0- 0	OVERALL	0- 1	1- 4	7- 11			
4- 6	0- 0	0- 0	HOME	0- 0	0- 2	4- 4			
4- 7	0- 0	0- 0	AWAY	0- 0	1- 1	3- 6			
0- 3	0- 0	0- 0	NEUTRAL	0- 1	0- 1	0- 1			
2- 4	0- 0	0- 0	NON-CONFERENCE	0- 1	0- 1	2- 2			
1- 0	0- 0	0- 0	HOME	0- 0	0- 0	1- 0			
1- 1	0- 0	0- 0	AWAY	0- 0	0- 0	1- 1			
0- 3	0- 0	0- 0	NEUTRAL	0- 1	0- 1	0- 1			
6- 12	0- 0	0- 0	CONFERENCE	0- 0	1- 3	5- 9			
3- 6	0- 0	0- 0	HOME	0- 0	0- 2	3- 4			
3- 6	0- 0	0- 0	AWAY	0- 0	1- 1	2- 5			
0- 0	0- 0	0- 0	NEUTRAL	0- 0	0- 0	0- 0			

RPI 1-25			RPI 26-50			RPI 51-100			RPI 101+			Team's RPI: 272
RPI	S	Opponent	Score	RPI	S	Opponent	Score	RPI	S	Opponent	Score	
						75 N Hofstra	40 <b>82</b>			116 A Liberty	58 51	
										116 H Liberty	63 <b>65</b>	
										132 N Wake Forest	52 <b>81</b>	
										136 A UNC Asheville	69 <b>77</b>	
										136 H UNC Asheville	52 <b>63</b>	
										186 A Gardner-Webb	59 56	
										186 H Gardner-Webb	51 <b>61</b>	
										199 N Sacred Heart	62 <b>71</b>	
										201 A Radford	45 <b>61</b>	
										201 H Radford	36 <b>49</b>	
										223 A Presbyterian	42 <b>66</b>	
										223 H Presbyterian	60 47	
										247 A High Point	52 <b>53</b>	
										247 H High Point	79 53	
										248 A Clemson	63 47	
										262 A Saint Francis (PA)	74 <b>106</b>	
										270 A Campbell	52 <b>73</b>	
										270 H Campbell	70 <b>83</b>	
										297 A Charleston So.	73 62	
										297 H Charleston So.	61 40	
										302 H Wofford	83 69	
										321 H Longwood	48 <b>56</b>	
										327 A Winthrop	43 <b>52</b>	
LAST 12 Division I GAMES:												
						186 H Gardner-Webb	51 <b>61</b>			136 A UNC Asheville	69 <b>77</b>	
						223 H Presbyterian	60 47			201 H Radford	36 <b>49</b>	
						116 A Liberty	58 51			270 A Campbell	52 <b>73</b>	
						297 H Charleston So.	61 40			223 A Presbyterian	42 <b>66</b>	
						327 A Winthrop	43 <b>52</b>			116 H Liberty	63 <b>65</b>	
						247 H High Point	79 53			297 A Charleston So.	73 62	

Non-Div I Games: Allen 86 45 Warren Wilson 100 49 Mid-Atlantic Christ105 15

Coastal Caro.

Loss, Non-Conf, S Site, H Home A Away N Neutral



Average RPI Win: <b>310</b>	WON-LOST	WINNING	LAST 10	STRENGTH OF	OPP. STRENGTH	TEAM	ADJ.	CONF.	ADJ CONF.
Average RPI Loss: <b>180</b>	RECORD	PCT. RANK	GAMES	SCHEDULE	OF SCHEDULE	RPI	RPI	RPI	RPI
DIV. I ONLY	5- 22	314	1- 9	209	267	306	306	25	25
DIV. I NON-CONF.	2- 8	290	0- 0	119	156	252	252	27	27
TOTALS	RPI 1-25	RPI 26-50	W-L RECORDS	RPI 51-100	RPI 101-150	RPI 150+			
5- 22	0- 2	0- 1	OVERALL	0- 4	0- 1	5- 14			
2- 11	0- 1	0- 1	HOME	0- 2	0- 1	2- 6			
3- 11	0- 1	0- 0	AWAY	0- 2	0- 0	3- 8			
0- 0	0- 0	0- 0	NEUTRAL	0- 0	0- 0	0- 0			
2- 8	0- 2	0- 1	NON-CONFERENCE	0- 0	0- 1	2- 4			
1- 4	0- 1	0- 1	HOME	0- 0	0- 1	1- 1			
1- 4	0- 1	0- 0	AWAY	0- 0	0- 0	1- 3			
0- 0	0- 0	0- 0	NEUTRAL	0- 0	0- 0	0- 0			
3- 14	0- 0	0- 0	CONFERENCE	0- 4	0- 0	3- 10			
1- 7	0- 0	0- 0	HOME	0- 2	0- 0	1- 5			
2- 7	0- 0	0- 0	AWAY	0- 2	0- 0	2- 5			
0- 0	0- 0	0- 0	NEUTRAL	0- 0	0- 0	0- 0			

RPI 1-25				RPI 26-50				RPI 51-100				RPI 101+ Team's RPI: 306			
RPI	S	Opponent	Score	RPI	S	Opponent	Score	RPI	S	Opponent	Score	RPI	S	Opponent	Score
3	H	UConn	50 <b>94</b>	30	H	St. Bonaventure	38 <b>62</b>	65	A	Army West Point	55 <b>67</b>	104	H	Gonzaga	50 <b>80</b>
19	A	DePaul	46 <b>96</b>					65	H	Army West Point	55 <b>78</b>	156	A	Cornell	60 <b>73</b>
								85	A	Bucknell	60 <b>79</b>	207	A	Lehigh	74 <b>83</b>
								85	H	Bucknell	51 <b>71</b>	222	A	Navy	41 <b>51</b>
												222	H	Navy	58 <b>62</b>
												226	H	Siena	52 50
												233	A	Binghamton	56 <b>63</b>
												241	A	Loyola Maryland	38 <b>55</b>
												241	H	Loyola Maryland	49 <b>65</b>
												250	A	Holy Cross	61 <b>70</b>
												250	H	Holy Cross	71 <b>80</b>
												256	H	Monmouth	80 <b>86</b>
												281	A	American	56 <b>64</b>
												281	H	American	37 <b>49</b>
												322	A	Kent St.	71 <b>76</b>
												326	A	LIU Brooklyn	63 53
												328	A	Lafayette	72 59
												328	H	Lafayette	70 55
												344	A	Boston U.	72 63
												344	H	Boston U.	58 <b>71</b>
LAST 12 Division I GAMES:															
328	H	Lafayette	70 55	222	H	Navy	58 <b>62</b>								
207	A	Lehigh	74 <b>83</b>	250	A	Holy Cross	61 <b>70</b>								
241	A	Loyola Maryland	38 <b>55</b>	281	A	American	56 <b>64</b>								
344	H	Boston U.	58 <b>71</b>	241	H	Loyola Maryland	49 <b>65</b>								
85	A	Bucknell	60 <b>79</b>	344	A	Boston U.	72 63								
65	H	Army West Point	55 <b>78</b>	85	H	Bucknell	51 <b>71</b>								

Non-Div I Games:

Colgate

■ Loss, 
 ■ Non-Conf, S Site, 
 ■ Home 
 ■ Away 
 N Neutral



Colorado

Through Games Of Feb. 29, 2016

Average RPI Win:	185	WON-LOST	WINNING	LAST 10	STRENGTH OF	OPP. STRENGTH	TEAM	ADJ.	CONF.	ADJ CONF.
Average RPI Loss:	59	RECORD	PCT. RANK	GAMES	SCHEDULE	OF SCHEDULE	RPI	RPI	RPI	RPI
DIV. I ONLY	7- 22	297	2- 8	14	23	189	189	1	1	
DIV. I NON-CONF.	5- 6	180	0- 0	52	165	161	161	1	1	
TOTALS	RPI 1-25	RPI 26-50	W-L RECORDS	RPI 51-100	RPI 101-150	RPI 150+				
7- 22	0- 8	0- 4	OVERALL	2- 7	0- 2	5- 1				
7- 9	0- 4	0- 2	HOME	2- 3	0- 0	5- 0				
0- 13	0- 4	0- 2	AWAY	0- 4	0- 2	0- 1				
0- 0	0- 0	0- 0	NEUTRAL	0- 0	0- 0	0- 0				
5- 6	0- 2	0- 2	NON-CONFERENCE	0- 0	0- 1	5- 1				
5- 2	0- 1	0- 1	HOME	0- 0	0- 0	5- 0				
0- 4	0- 1	0- 1	AWAY	0- 0	0- 1	0- 1				
0- 0	0- 0	0- 0	NEUTRAL	0- 0	0- 0	0- 0				
2- 16	0- 6	0- 2	CONFERENCE	2- 7	0- 1	0- 0				
2- 7	0- 3	0- 1	HOME	2- 3	0- 0	0- 0				
0- 9	0- 3	0- 1	AWAY	0- 4	0- 1	0- 0				
0- 0	0- 0	0- 0	NEUTRAL	0- 0	0- 0	0- 0				

RPI 1-25				RPI 26-50				RPI 51-100				RPI 101+ Team's RPI: 189			
RPI	S	Opponent	Score	RPI	S	Opponent	Score	RPI	S	Opponent	Score	RPI	S	Opponent	Score
7	A	Stanford	56 71	31	A	Washington	47 68	55	H	Southern California	66 63	124	A	Arizona	52 63
7	H	Stanford	49 80	31	H	Washington	74 76	72	A	Oregon	70 77	135	A	Long Beach St.	42 59
8	A	Arizona St.	37 64	41	H	Missouri	75 79	72	H	Oregon	46 59	184	H	Northern Colo.	63 41
9	A	Oregon St.	50 73	45	A	Colorado St.	63 64	80	A	Utah	55 71	209	H	Massachusetts	90 63
9	H	Oregon St.	47 61					80	H	Utah	68 76	223	H	Presbyterian	72 60
10	H	UCLA	64 82					87	A	Washington St.	70 83	238	A	Wyoming	68 77
12	A	Kentucky	61 86					87	H	Washington St.	66 74	240	H	Loyola Marymount	92 81
18	H	Florida	61 83					92	A	California	35 64	291	H	Northern Ariz.	90 66
								92	H	California	78 57				
LAST 12 Division I GAMES:															
				31	A	Washington	47 68	80	H	Utah	68 76				
				87	A	Washington St.	70 83	80	A	Utah	55 71				
				92	H	California	78 57	55	H	Southern California	66 63				
				7	H	Stanford	49 80	10	H	UCLA	64 82				
				72	A	Oregon	70 77	9	H	Oregon St.	47 61				
				9	A	Oregon St.	50 73	72	H	Oregon	46 59				

Non-Div I Games:

Colorado

Loss, Non-Conf, S Site, H Home A Away N Neutral

Average RPI Win:	222	WON-LOST	WINNING	LAST 10	STRENGTH OF	OPP. STRENGTH	TEAM	ADJ.	CONF.	ADJ CONF.
Average RPI Loss:	34	RECORD	PCT. RANK	GAMES	SCHEDULE	OF SCHEDULE	RPI	RPI	RPI	RPI
DIV. I ONLY	24- 1	5	10- 0	263	201	45	45	19	19	
DIV. I NON-CONF.	8- 1	23	0- 0	211	181	46	46	20	20	
TOTALS	RPI 1-25	RPI 26-50	W-L RECORDS	RPI 51-100	RPI 101-150	RPI 150+				
24- 1	1- 0	0- 1	OVERALL	0- 0	0- 0	23- 0				
12- 0	1- 0	0- 0	HOME	0- 0	0- 0	11- 0				
11- 1	0- 0	0- 1	AWAY	0- 0	0- 0	11- 0				
1- 0	0- 0	0- 0	NEUTRAL	0- 0	0- 0	1- 0				
8- 1	1- 0	0- 1	NON-CONFERENCE	0- 0	0- 0	7- 0				
4- 0	1- 0	0- 0	HOME	0- 0	0- 0	3- 0				
3- 1	0- 0	0- 1	AWAY	0- 0	0- 0	3- 0				
1- 0	0- 0	0- 0	NEUTRAL	0- 0	0- 0	1- 0				
16- 0	0- 0	0- 0	CONFERENCE	0- 0	0- 0	16- 0				
8- 0	0- 0	0- 0	HOME	0- 0	0- 0	8- 0				
8- 0	0- 0	0- 0	AWAY	0- 0	0- 0	8- 0				
0- 0	0- 0	0- 0	NEUTRAL	0- 0	0- 0	0- 0				

RPI 1-25				RPI 26-50				Team's RPI: 45		RPI 51-100				RPI 101+			
RPI	S	Opponent	Score	RPI	S	Opponent	Score		RPI	S	Opponent	Score	RPI	S	Opponent	Score	
15	H	BYU	61 55	34	A	Penn	48 49						151	A	Boise St.	83 51	
													151	H	Boise St.	68 64	
													171	H	Montana	75 43	
													181	A	New Mexico	49 48	
													184	A	Northern Colo.	62 46	
													189	H	Colorado	64 63	
													194	A	San Jose St.	80 78	
													194	H	San Jose St.	76 54	
													204	A	UNLV	64 56	
													204	H	UNLV	83 52	
													218	A	Utah St.	69 49	
													218	H	Utah St.	91 64	
													222	A	Navy	82 73	
													238	A	Wyoming	62 57	
													238	H	Wyoming	63 42	
													245	A	San Diego St.	60 57	
													245	H	San Diego St.	70 54	
													246	N	Morgan St.	54 36	
													304	A	Denver	74 46	
													318	A	Nevada	64 37	
													318	H	Nevada	74 56	
													335	H	Incarnate Word	60 37	
													343	H	Air Force	71 47	
LAST 12 Division I GAMES:																	
				318	H	Nevada	74 56					318	A	Nevada	64 37		
				181	A	New Mexico	49 48					245	H	San Diego St.	70 54		
				238	A	Wyoming	62 57					238	H	Wyoming	63 42		
				218	H	Utah St.	91 64					194	A	San Jose St.	80 78		
				204	H	UNLV	83 52					343	H	Air Force	71 47		
				151	A	Boise St.	83 51					218	A	Utah St.	69 49		

Non-Div I Games: Okla. Panhandle 90 45 Western St. 84 42

Colorado St.

Loss, Non-Conf, S Site, H Home A Away N Neutral

Average RPI Win: <b>273</b>	WON-LOST	WINNING	LAST 10	STRENGTH OF	OPP. STRENGTH	TEAM	ADJ.	CONF.	ADJ CONF.
Average RPI Loss: <b>120</b>	RECORD	PCT. RANK	GAMES	SCHEDULE	OF SCHEDULE	RPI	RPI	RPI	RPI
DIV. I ONLY	<b>11- 15</b>	<b>219</b>	<b>1- 9</b>	<b>190</b>	<b>206</b>	<b>235</b>	<b>235</b>	<b>10</b>	<b>10</b>
DIV. I NON-CONF.	<b>10- 4</b>	<b>86</b>	<b>0- 0</b>	<b>316</b>	<b>326</b>	<b>168</b>	<b>168</b>	<b>12</b>	<b>12</b>
TOTALS	RPI 1-25	RPI 26-50	W-L RECORDS	RPI 51-100	RPI 101-150	RPI 150+			
11- 15	0- 1	0- 4	OVERALL	0- 2	0- 1	11- 7			
7- 7	0- 0	0- 2	HOME	0- 1	0- 0	7- 4			
4- 7	0- 1	0- 2	AWAY	0- 1	0- 0	4- 3			
0- 1	0- 0	0- 0	NEUTRAL	0- 0	0- 1	0- 0			
10- 4	0- 1	0- 0	NON-CONFERENCE	0- 0	0- 1	10- 2			
6- 1	0- 0	0- 0	HOME	0- 0	0- 0	6- 1			
4- 2	0- 1	0- 0	AWAY	0- 0	0- 0	4- 1			
0- 1	0- 0	0- 0	NEUTRAL	0- 0	0- 1	0- 0			
1- 11	0- 0	0- 4	CONFERENCE	0- 2	0- 0	1- 5			
1- 6	0- 0	0- 2	HOME	0- 1	0- 0	1- 3			
0- 5	0- 0	0- 2	AWAY	0- 1	0- 0	0- 2			
0- 0	0- 0	0- 0	NEUTRAL	0- 0	0- 0	0- 0			

RPI 1-25				RPI 26-50				RPI 51-100				RPI 101+				Team's RPI: 235	
RPI	S	Opponent	Score	RPI	S	Opponent	Score	RPI	S	Opponent	Score	RPI	S	Opponent	Score		
8	A	Arizona St.	49 70	32	A	Princeton	54 86	100	A	Harvard	54 84	103	N	Toledo	75 88		
				32	H	Princeton	48 77	100	H	Harvard	66 69	156	A	Cornell	73 84		
				34	A	Penn	51 71					156	H	Cornell	59 66		
				34	H	Penn	42 60					160	H	Stony Brook	71 79		
												164	H	Yale	77 71		
												176	A	UMBC	70 68		
												213	H	Brown	63 73		
												216	A	Rhode Island	56 57		
												229	A	Dartmouth	53 63		
												229	H	Dartmouth	73 76		
												233	H	Binghamton	71 64		
												241	H	Loyola Maryland	63 53		
												262	H	Saint Francis (PA)	82 78		
												282	H	Vermont	73 56		
												312	A	Fairleigh Dickinson	87 83		
												317	A	UMass Lowell	67 57		
												326	A	LIU Brooklyn	84 74		
												342	H	Wagner	67 48		
												345	H	NJIT	72 52		
LAST 12 Division I GAMES:																	
				34	H	Penn	42 60	213	H	Brown	63 73						
				32	H	Princeton	48 77	164	H	Yale	77 71						
				229	A	Dartmouth	53 63	100	H	Harvard	66 69						
				100	A	Harvard	54 84	229	H	Dartmouth	73 76						
				32	A	Princeton	54 86	156	A	Cornell	73 84						
				34	A	Penn	51 71	156	H	Cornell	59 66						

Non-Div I Games: Central Penn 102 18

Columbia

Average RPI Win: <b>296</b>	WON-LOST	WINNING	LAST 10	STRENGTH OF	OPP. STRENGTH	TEAM	ADJ.	CONF.	ADJ CONF.
Average RPI Loss: <b>167</b>	RECORD	PCT. RANK	GAMES	SCHEDULE	OF SCHEDULE	RPI	RPI	RPI	RPI
DIV. I ONLY	<b>12- 14</b>	<b>196</b>	<b>6- 4</b>	<b>316</b>	<b>306</b>	<b>255</b>	<b>255</b>	<b>32</b>	<b>32</b>
DIV. I NON-CONF.	<b>3- 8</b>	<b>258</b>	<b>0- 0</b>	<b>96</b>	<b>99</b>	<b>192</b>	<b>192</b>	<b>30</b>	<b>30</b>
TOTALS	RPI 1-25	RPI 26-50	W-L RECORDS	RPI 51-100	RPI 101-150	RPI 150+			
12- 14	0- 1	0- 2	OVERALL	0- 2	0- 2	12- 7			
8- 2	0- 0	0- 0	HOME	0- 0	0- 0	8- 2			
3- 11	0- 1	0- 2	AWAY	0- 1	0- 2	3- 5			
1- 1	0- 0	0- 0	NEUTRAL	0- 1	0- 0	1- 0			
3- 8	0- 1	0- 2	NON-CONFERENCE	0- 2	0- 2	3- 1			
1- 1	0- 0	0- 0	HOME	0- 0	0- 0	1- 1			
1- 6	0- 1	0- 2	AWAY	0- 1	0- 2	1- 0			
1- 1	0- 0	0- 0	NEUTRAL	0- 1	0- 0	1- 0			
9- 6	0- 0	0- 0	CONFERENCE	0- 0	0- 0	9- 6			
7- 1	0- 0	0- 0	HOME	0- 0	0- 0	7- 1			
2- 5	0- 0	0- 0	AWAY	0- 0	0- 0	2- 5			
0- 0	0- 0	0- 0	NEUTRAL	0- 0	0- 0	0- 0			

RPI 1-25				RPI 26-50				RPI 51-100				RPI 101+				Team's RPI: 255
RPI	S	Opponent	Score	RPI	S	Opponent	Score	RPI	S	Opponent	Score	RPI	S	Opponent	Score	
16	A	Syracuse	56 88	29	A	West Virginia	64 96	64	N	Auburn	54 69	101	A	Virginia	40 75	
				33	A	Miami (FL)	59 78	84	A	VCU	42 73	109	A	Virginia Tech	39 72	
												176	H	UMBC	61 68	
												180	H	Hampton	68 64	
												215	H	N.C. A&T	65 59	
												246	A	Morgan St.	51 72	
												246	H	Morgan St.	82 38	
												254	A	Bethune-Cookman	56 69	
												287	H	UMES	61 54	
												292	A	Towson	81 69	
												293	A	Florida A&M	73 79	
												298	A	Savannah St.	55 57	
												307	A	South Carolina St.	63 67	
												316	H	Delaware St.	84 79	
												319	H	Mt. St. Mary's	66 55	
												328	N	Lafayette	64 57	
												332	A	Howard	83 67	
												332	H	Howard	69 71	
												347	A	Norfolk St.	56 47	
												347	H	Norfolk St.	69 44	
												348	H	N.C. Central	63 46	
LAST 12 Division I GAMES:																
246	H	Morgan St.	82 38	307	A	South Carolina St.	63 67	246	A	Morgan St.	51 72	287	H	UMES	61 54	
347	A	Norfolk St.	56 47	246	A	Morgan St.	51 72	287	H	UMES	61 54	348	H	N.C. Central	63 46	
180	H	Hampton	68 64	287	H	UMES	61 54	215	H	N.C. A&T	65 59	293	A	Florida A&M	73 79	
316	H	Delaware St.	84 79	348	H	N.C. Central	63 46	215	H	N.C. A&T	65 59					
332	H	Howard	69 71	215	H	N.C. A&T	65 59	293	A	Florida A&M	73 79					
298	A	Savannah St.	55 57	293	A	Florida A&M	73 79									

Non-Div I Games: Bowie St.

63 **64**

Coppin St.

■ Loss, 
 ■ Non-Conf, 
 ■ S Site, 
 ■ Home 
 ■ A Away 
 N Neutral

Average RPI Win: <b>234</b>	WON-LOST	WINNING	LAST 10	STRENGTH OF	OPP. STRENGTH	TEAM	ADJ.	CONF.	ADJ CONF.
Average RPI Loss: <b>125</b>	RECORD	PCT. RANK	GAMES	SCHEDULE	OF SCHEDULE	RPI	RPI	RPI	RPI
DIV. I ONLY	<b>14- 12</b>	<b>152</b>	<b>4- 6</b>	<b>160</b>	<b>186</b>	<b>156</b>	<b>156</b>	<b>10</b>	<b>10</b>
DIV. I NON-CONF.	<b>8- 6</b>	<b>136</b>	<b>0- 0</b>	<b>299</b>	<b>302</b>	<b>206</b>	<b>206</b>	<b>12</b>	<b>12</b>
TOTALS	RPI 1-25	RPI 26-50	W-L RECORDS	RPI 51-100	RPI 101-150	RPI 150+			
14- 12	0- 1	1- 3	OVERALL	0- 2	0- 1	13- 5			
11- 3	0- 0	1- 1	HOME	0- 1	0- 0	10- 1			
3- 9	0- 1	0- 2	AWAY	0- 1	0- 1	3- 4			
0- 0	0- 0	0- 0	NEUTRAL	0- 0	0- 0	0- 0			
8- 6	0- 1	0- 0	NON-CONFERENCE	0- 0	0- 1	8- 4			
6- 1	0- 0	0- 0	HOME	0- 0	0- 0	6- 1			
2- 5	0- 1	0- 0	AWAY	0- 0	0- 1	2- 3			
0- 0	0- 0	0- 0	NEUTRAL	0- 0	0- 0	0- 0			
6- 6	0- 0	1- 3	CONFERENCE	0- 2	0- 0	5- 1			
5- 2	0- 0	1- 1	HOME	0- 1	0- 0	4- 0			
1- 4	0- 0	0- 2	AWAY	0- 1	0- 0	1- 1			
0- 0	0- 0	0- 0	NEUTRAL	0- 0	0- 0	0- 0			

RPI 1-25				RPI 26-50				RPI 51-100				RPI 101+ Team's RPI: 156			
RPI	S	Opponent	Score	RPI	S	Opponent	Score	RPI	S	Opponent	Score	RPI	S	Opponent	Score
7	A	Stanford	38 <b>93</b>	32	A	Princeton	51 <b>71</b>	100	A	Harvard	63 <b>68</b>	118	A	Buffalo	41 <b>59</b>
				32	H	Princeton	57 <b>94</b>	100	H	Harvard	56 <b>65</b>	155	A	Marshall	47 <b>73</b>
				34	A	Penn	50 <b>65</b>					160	H	Stony Brook	49 <b>58</b>
				34	H	Penn	51 46					164	H	Yale	74 63
												187	H	Fairfield	59 35
												205	A	Hartford	50 <b>53</b>
												213	H	Brown	85 70
												229	A	Dartmouth	52 <b>60</b>
												229	H	Dartmouth	71 58
												231	A	Bryant	70 62
												233	H	Binghamton	64 57
												235	A	Columbia	66 59
												235	H	Columbia	84 73
												262	H	Saint Francis (PA)	75 69
												292	H	Towson	88 60
												306	H	Colgate	73 60
												316	H	Delaware St.	71 62
												332	A	Howard	74 <b>76</b>
												337	A	Cal St. Fullerton	59 47
LAST 12 Division I GAMES:															
				32	H	Princeton	57 <b>94</b>	164	H	Yale	74 63				
				34	H	Penn	51 46	213	H	Brown	85 70				
				100	A	Harvard	63 <b>68</b>	229	H	Dartmouth	71 58				
				229	A	Dartmouth	52 <b>60</b>	100	H	Harvard	56 <b>65</b>				
				34	A	Penn	50 <b>65</b>	235	H	Columbia	84 73				
				32	A	Princeton	51 <b>71</b>	235	A	Columbia	66 59				

Non-Div I Games:

Cornell

Creighton

Through Games Of Feb. 29, 2016

Average RPI Win:	158	WON-LOST	WINNING	LAST 10	STRENGTH OF	OPP. STRENGTH	TEAM	ADJ.	CONF.	ADJ CONF.
Average RPI Loss:	97	RECORD	PCT. RANK	GAMES	SCHEDULE	OF SCHEDULE	RPI	RPI	RPI	RPI
DIV. I ONLY	14- 16	190	4- 6	81	74	131	131	6	6	
DIV. I NON-CONF.	6- 6	160	0- 0	131	118	140	140	6	6	
TOTALS	RPI 1-25	RPI 26-50	W-L RECORDS	RPI 51-100	RPI 101-150	RPI 150+				
14- 16	0- 2	2- 2	OVERALL	2- 7	1- 2	9- 3				
8- 5	0- 1	1- 1	HOME	1- 3	1- 0	5- 0				
4- 10	0- 1	1- 1	AWAY	1- 4	0- 1	2- 3				
2- 1	0- 0	0- 0	NEUTRAL	0- 0	0- 1	2- 0				
6- 6	0- 0	0- 0	NON-CONFERENCE	0- 3	1- 2	5- 1				
3- 1	0- 0	0- 0	HOME	0- 1	1- 0	2- 0				
1- 4	0- 0	0- 0	AWAY	0- 2	0- 1	1- 1				
2- 1	0- 0	0- 0	NEUTRAL	0- 0	0- 1	2- 0				
8- 10	0- 2	2- 2	CONFERENCE	2- 4	0- 0	4- 2				
5- 4	0- 1	1- 1	HOME	1- 2	0- 0	3- 0				
3- 6	0- 1	1- 1	AWAY	1- 2	0- 0	1- 2				
0- 0	0- 0	0- 0	NEUTRAL	0- 0	0- 0	0- 0				

RPI 1-25				RPI 26-50				RPI 51-100				RPI 101+ Team's RPI: 131			
RPI	S	Opponent	Score	RPI	S	Opponent	Score	RPI	S	Opponent	Score	RPI	S	Opponent	Score
19	A	DePaul	63 81	36	A	Seton Hall	71 77	56	A	St. John's (NY)	64 57	106	A	Drake	72 81
19	H	DePaul	52 78	36	H	Seton Hall	82 86	56	H	St. John's (NY)	55 66	107	H	UNI	69 61
				47	A	Villanova	65 62	59	H	South Dakota St.	51 53	117	N	Northwestern	52 75
				47	H	Villanova	53 48	80	A	Utah	58 74	157	A	Xavier	55 57
								90	A	Nebraska	63 65	157	H	Xavier	74 47
								94	A	Georgetown	57 69	161	N	East Carolina	91 66
								94	H	Georgetown	44 57	169	H	Marist	89 46
								96	A	Marquette	72 79	179	N	Eastern Wash.	66 60
								96	H	Marquette	83 81	195	A	Butler	52 42
												195	H	Butler	77 49
												237	A	Kansas	54 67
												257	A	Omaha	69 46
												259	A	Providence	59 61
												259	H	Providence	72 48
												288	H	Wichita St.	79 54
LAST 12 Division I GAMES:															
56	A	St. John's (NY)	64 57	195	A	Butler	52 42								
36	A	Seton Hall	71 77	94	H	Georgetown	44 57								
19	H	DePaul	52 78	47	H	Villanova	53 48								
96	H	Marquette	83 81	96	A	Marquette	72 79								
259	A	Providence	59 61	19	A	DePaul	63 81								
157	A	Xavier	55 57	259	H	Providence	72 48								

Non-Div I Games:

Creighton

Loss, Non-Conf, S Site, H Home A Away N Neutral

Average RPI Win: <b>230</b>	WON-LOST	WINNING	LAST 10	STRENGTH OF	OPP. STRENGTH	TEAM	ADJ.	CONF.	ADJ CONF.
Average RPI Loss: <b>153</b>	RECORD	PCT. RANK	GAMES	SCHEDULE	OF SCHEDULE	RPI	RPI	RPI	RPI
DIV. I ONLY	<b>12- 16</b>	<b>213</b>	<b>6- 4</b>	<b>216</b>	<b>183</b>	<b>229</b>	<b>229</b>	<b>10</b>	<b>10</b>
DIV. I NON-CONF.	<b>5- 11</b>	<b>244</b>	<b>0- 0</b>	<b>300</b>	<b>296</b>	<b>294</b>	<b>294</b>	<b>12</b>	<b>12</b>
TOTALS	RPI 1-25	RPI 26-50	W-L RECORDS	RPI 51-100	RPI 101-150	RPI 150+			
12- 16	0- 1	0- 2	OVERALL	1- 3	0- 1	11- 9			
5- 9	0- 0	0- 2	HOME	0- 2	0- 0	5- 5			
7- 5	0- 1	0- 0	AWAY	1- 1	0- 0	6- 3			
0- 2	0- 0	0- 0	NEUTRAL	0- 0	0- 1	0- 1			
5- 11	0- 1	0- 0	NON-CONFERENCE	0- 2	0- 1	5- 7			
2- 5	0- 0	0- 0	HOME	0- 1	0- 0	2- 4			
3- 4	0- 1	0- 0	AWAY	0- 1	0- 0	3- 2			
0- 2	0- 0	0- 0	NEUTRAL	0- 0	0- 1	0- 1			
7- 5	0- 0	0- 2	CONFERENCE	1- 1	0- 0	6- 2			
3- 4	0- 0	0- 2	HOME	0- 1	0- 0	3- 1			
4- 1	0- 0	0- 0	AWAY	1- 0	0- 0	3- 1			
0- 0	0- 0	0- 0	NEUTRAL	0- 0	0- 0	0- 0			

RPI 1-25				RPI 26-50				RPI 51-100				RPI 101+ Team's RPI: 229			
RPI	S	Opponent	Score	RPI	S	Opponent	Score	RPI	S	Opponent	Score	RPI	S	Opponent	Score
14	A	Louisville	52 <b>94</b>	32	H	Princeton	48 <b>85</b>	69	H	Maine	41 <b>59</b>	146	N	Jacksonville	44 <b>51</b>
				34	H	Penn	41 <b>56</b>	81	A	Drexel	53 <b>69</b>	153	N	McNeese St.	56 <b>78</b>
								100	A	Harvard	70 64	156	A	Cornell	58 <b>71</b>
								100	H	Harvard	43 <b>56</b>	156	H	Cornell	60 52
												164	A	Yale	68 63
												164	H	Yale	62 <b>65</b>
												205	A	Hartford	43 36
												212	A	Oakland	60 <b>78</b>
												213	A	Brown	63 50
												213	H	Brown	60 56
												216	H	Rhode Island	41 <b>57</b>
												235	A	Columbia	76 73
												235	H	Columbia	63 53
												239	H	New Hampshire	57 <b>61</b>
												250	A	Holy Cross	60 54
												275	A	Central Conn. St.	55 <b>59</b>
												281	H	American	41 <b>45</b>
												282	H	Vermont	54 <b>56</b>
												296	H	Niagara	60 47
												344	H	Boston U.	72 52
												345	A	NJIT	46 39
LAST 12 Division I GAMES:															
164	H	Yale	62 <b>65</b>	34	H	Penn	41 <b>56</b>								
213	H	Brown	60 56	32	H	Princeton	48 <b>85</b>								
235	H	Columbia	63 53	156	A	Cornell	58 <b>71</b>								
156	H	Cornell	60 52	235	A	Columbia	76 73								
213	A	Brown	63 50	100	A	Harvard	70 64								
164	A	Yale	68 63	100	H	Harvard	43 <b>56</b>								

Non-Div I Games:

Dartmouth

■ Loss, 
■ Non-Conf, 
■ S Site, 
■ H Home 
■ A Away 
N Neutral

## Davidson

Through Games Of Feb. 29, 2016

Average RPI Win:	228	WON-LOST	WINNING	LAST 10	STRENGTH OF	OPP. STRENGTH	TEAM	ADJ.	CONF.	ADJ CONF.
Average RPI Loss:	95	RECORD	PCT. RANK	GAMES	SCHEDULE	OF SCHEDULE	RPI	RPI	RPI	RPI
DIV. I ONLY	11- 18	248	2- 8	96	109	174	174	7	7	
DIV. I NON-CONF.	6- 7	176	0- 0	204	191	181	181	8	8	
TOTALS	RPI 1-25	RPI 26-50	W-L RECORDS	RPI 51-100	RPI 101-150	RPI 150+				
11- 18	0- 2	0- 4	OVERALL	1- 6	0- 1	10- 5				
4- 9	0- 2	0- 2	HOME	0- 3	0- 0	4- 2				
6- 9	0- 0	0- 2	AWAY	1- 3	0- 1	5- 3				
1- 0	0- 0	0- 0	NEUTRAL	0- 0	0- 0	1- 0				
6- 7	0- 1	0- 2	NON-CONFERENCE	0- 1	0- 1	6- 2				
2- 3	0- 1	0- 0	HOME	0- 1	0- 0	2- 1				
3- 4	0- 0	0- 2	AWAY	0- 0	0- 1	3- 1				
1- 0	0- 0	0- 0	NEUTRAL	0- 0	0- 0	1- 0				
5- 11	0- 1	0- 2	CONFERENCE	1- 5	0- 0	4- 3				
2- 6	0- 1	0- 2	HOME	0- 2	0- 0	2- 1				
3- 5	0- 0	0- 0	AWAY	1- 3	0- 0	2- 2				
0- 0	0- 0	0- 0	NEUTRAL	0- 0	0- 0	0- 0				

RPI 1-25				RPI 26-50				RPI 51-100				RPI 101+ Team's RPI: 174			
RPI	S	Opponent	Score	RPI	S	Opponent	Score	RPI	S	Opponent	Score	RPI	S	Opponent	Score
21	H	Michigan St.	44 73	30	H	St. Bonaventure	47 59	53	A	Saint Louis	51 88	132	A	Wake Forest	58 77
23	H	Duquesne	62 77	38	H	George Washington	60 79	53	H	Saint Louis	50 79	158	H	ETSU	58 65
				39	A	James Madison	45 87	71	A	Dayton	66 77	166	A	Fordham	40 51
				48	A	North Carolina St.	42 58	77	H	Charlotte	88 99	166	H	Fordham	69 51
								84	A	VCU	56 50	183	H	George Mason	68 63
								84	H	VCU	59 74	200	A	Richmond	67 59
								99	A	Saint Joseph's	54 87	201	A	Radford	68 79
												209	H	Massachusetts	62 66
												216	A	Rhode Island	62 78
												220	A	Furman	69 51
												247	A	High Point	62 60
												258	N	Bowling Green	60 56
												264	A	UNCW	77 50
												277	A	La Salle	66 58
												303	H	Western Caro.	64 51
												307	H	South Carolina St.	63 51
LAST 12 Division I GAMES:															
				84	H	VCU	59 74					183	H	George Mason	68 63
				99	A	Saint Joseph's	54 87					71	A	Dayton	66 77
				209	H	Massachusetts	62 66					38	H	George Washington	60 79
				53	A	Saint Louis	51 88					216	A	Rhode Island	62 78
				200	A	Richmond	67 59					166	H	Fordham	69 51
				23	H	Duquesne	62 77					84	A	VCU	56 50

Non-Div I Games:

Davidson

■ Loss, 
 ■ Non-Conf, 
 S Site, 
 ■ Home 
 ■ Away 
 N Neutral



Average RPI Win:	140	WON-LOST	WINNING	LAST 10	STRENGTH OF	OPP. STRENGTH	TEAM	ADJ.	CONF.	ADJ CONF.
Average RPI Loss:	57	RECORD	PCT. RANK	GAMES	SCHEDULE	OF SCHEDULE	RPI	RPI	RPI	RPI
DIV. I ONLY	14- 13	161	6- 4	7	71	71	71	7	7	
DIV. I NON-CONF.	7- 4	110	0- 0	9	7	19	19	8	8	
TOTALS	RPI 1-25	RPI 26-50	W-L RECORDS	RPI 51-100	RPI 101-150	RPI 150+				
14- 13	1- 4	1- 3	OVERALL	3- 4	1- 1	8- 1				
7- 6	0- 1	1- 2	HOME	1- 2	0- 1	5- 0				
5- 6	0- 2	0- 1	AWAY	1- 2	1- 0	3- 1				
2- 1	1- 1	0- 0	NEUTRAL	1- 0	0- 0	0- 0				
7- 4	1- 2	1- 0	NON-CONFERENCE	2- 1	1- 1	2- 0				
4- 1	0- 0	1- 0	HOME	1- 0	0- 1	2- 0				
1- 2	0- 1	0- 0	AWAY	0- 1	1- 0	0- 0				
2- 1	1- 1	0- 0	NEUTRAL	1- 0	0- 0	0- 0				
7- 9	0- 2	0- 3	CONFERENCE	1- 3	0- 0	6- 1				
3- 5	0- 1	0- 2	HOME	0- 2	0- 0	3- 0				
4- 4	0- 1	0- 1	AWAY	1- 1	0- 0	3- 1				
0- 0	0- 0	0- 0	NEUTRAL	0- 0	0- 0	0- 0				

RPI 1-25				RPI 26-50				RPI 51-100 Team's RPI: 71				RPI 101+			
RPI	S	Opponent	Score	RPI	S	Opponent	Score	RPI	S	Opponent	Score	RPI	S	Opponent	Score
7	N	Stanford	66 74	30	H	St. Bonaventure	54 59	53	A	Saint Louis	56 70	103	A	Toledo	83 57
14	N	Louisville	79 66	32	H	Princeton	85 81	53	H	Saint Louis	52 55	104	H	Gonzaga	47 57
20	A	Green Bay	52 68	38	A	George Washington	62 72	58	A	Purdue	58 61	164	H	Yale	81 75
23	A	Duquesne	58 89	38	H	George Washington	61 62	69	N	Maine	58 37	166	H	Fordham	77 55
23	H	Duquesne	72 76					79	H	Vanderbilt	81 56	174	H	Davidson	77 66
								84	H	VCU	72 74	177	H	Wisconsin	87 64
								99	A	Saint Joseph's	71 61	183	H	George Mason	81 58
												200	A	Richmond	60 48
												209	A	Massachusetts	69 76
												216	A	Rhode Island	67 53
												277	A	La Salle	67 51
LAST 12 Division I GAMES:															
166	H	Fordham	77 55	216	A	Rhode Island	67 53								
53	H	Saint Louis	52 55	174	H	Davidson	77 66								
23	H	Duquesne	72 76	277	A	La Salle	67 51								
209	A	Massachusetts	69 76	99	A	Saint Joseph's	71 61								
38	A	George Washington	62 72	30	H	St. Bonaventure	54 59								
183	H	George Mason	81 58	53	A	Saint Louis	56 70								

Non-Div I Games:

Dayton

■ Loss, 
 ■ Non-Conf, 
 ■ S Site, 
 ■ H Home 
 ■ A Away 
 N Neutral

Average RPI Win:	140	WON-LOST	WINNING	LAST 10	STRENGTH OF	OPP. STRENGTH	TEAM	ADJ.	CONF.	ADJ CONF.
Average RPI Loss:	46	RECORD	PCT. RANK	GAMES	SCHEDULE	OF SCHEDULE	RPI	RPI	RPI	RPI
DIV. I ONLY	24- 7	41	8- 2	33	67	19	19	6	6	
DIV. I NON-CONF.	8- 5	120	0- 1	13	34	49	49	6	6	
TOTALS	RPI 1-25	RPI 26-50	W-L RECORDS	RPI 51-100	RPI 101-150	RPI 150+				
24- 7	1- 3	4- 2	OVERALL	6- 1	4- 0	9- 1				
13- 4	0- 1	2- 2	HOME	3- 0	2- 0	6- 1				
11- 3	1- 2	2- 0	AWAY	3- 1	2- 0	3- 0				
0- 0	0- 0	0- 0	NEUTRAL	0- 0	0- 0	0- 0				
8- 5	1- 3	2- 0	NON-CONFERENCE	0- 1	2- 0	3- 1				
6- 2	0- 1	2- 0	HOME	0- 0	1- 0	3- 1				
2- 3	1- 2	0- 0	AWAY	0- 1	1- 0	0- 0				
0- 0	0- 0	0- 0	NEUTRAL	0- 0	0- 0	0- 0				
16- 2	0- 0	2- 2	CONFERENCE	6- 0	2- 0	6- 0				
7- 2	0- 0	0- 2	HOME	3- 0	1- 0	3- 0				
9- 0	0- 0	2- 0	AWAY	3- 0	1- 0	3- 0				
0- 0	0- 0	0- 0	NEUTRAL	0- 0	0- 0	0- 0				

RPI	S	Opponent	Score	RPI	S	Opponent	Score	RPI	S	Opponent	Score	RPI	S	Opponent	Score
1	A	Notre Dame	90 95	30	H	St. Bonaventure	77 54	56	A	St. John's (NY)	71 61	117	A	Northwestern	77 64
2	A	Baylor	72 86	36	A	Seton Hall	86 74	56	H	St. John's (NY)	77 71	129	H	Southern Ill.	105 61
3	H	UConn	70 86	36	H	Seton Hall	74 83	59	A	South Dakota St.	79 88	131	A	Creighton	78 52
17	A	Texas A&M	80 66	40	H	Indiana	84 69	94	A	Georgetown	80 66	131	H	Creighton	81 63
				47	A	Villanova	75 47	94	H	Georgetown	75 53	157	A	Xavier	70 53
				47	H	Villanova	60 64	96	A	Marquette	98 65	157	H	Xavier	82 52
								96	H	Marquette	91 86	173	H	Loyola Chicago	75 88
												195	A	Butler	61 54
												195	H	Butler	102 63
												259	A	Providence	91 68
												259	H	Providence	96 50
												306	H	Colgate	96 46
												323	H	Illinois St.	89 41
												341	H	Chicago St.	88 42
LAST 12 Division I GAMES:															
2	A	Baylor	72 86	94	A	Georgetown	80 66								
96	A	Marquette	98 65	47	A	Villanova	75 47								
131	A	Creighton	78 52	56	H	St. John's (NY)	77 71								
259	A	Providence	91 68	36	H	Seton Hall	74 83								
195	H	Butler	102 63	259	H	Providence	96 50								
157	H	Xavier	82 52	131	H	Creighton	81 63								

Non-Div I Games:

DePaul

■ Loss, 
■ Non-Conf, S Site, 
■ Home 
■ Away 
N Neutral

Delaware

Through Games Of Feb. 29, 2016

Average RPI Win: <b>231</b>	WON-LOST	WINNING	LAST 10	STRENGTH OF	OPP. STRENGTH	TEAM	ADJ.	CONF.	ADJ CONF.
Average RPI Loss: <b>117</b>	RECORD	PCT. RANK	GAMES	SCHEDULE	OF SCHEDULE	RPI	RPI	RPI	RPI
DIV. I ONLY	15- 13	154	5- 5	245	126	165	165	13	13
DIV. I NON-CONF.	5- 6	180	0- 0	302	179	227	227	10	10
TOTALS	RPI 1-25	RPI 26-50	W-L RECORDS	RPI 51-100	RPI 101-150	RPI 150+			
15- 13	0- 0	0- 1	OVERALL	1- 7	0- 0	14- 5			
8- 3	0- 0	0- 0	HOME	1- 2	0- 0	7- 1			
6- 9	0- 0	0- 1	AWAY	0- 5	0- 0	6- 3			
1- 1	0- 0	0- 0	NEUTRAL	0- 0	0- 0	1- 1			
5- 6	0- 0	0- 0	NON-CONFERENCE	0- 2	0- 0	5- 4			
2- 1	0- 0	0- 0	HOME	0- 0	0- 0	2- 1			
2- 4	0- 0	0- 0	AWAY	0- 2	0- 0	2- 2			
1- 1	0- 0	0- 0	NEUTRAL	0- 0	0- 0	1- 1			
10- 7	0- 0	0- 1	CONFERENCE	1- 5	0- 0	9- 1			
6- 2	0- 0	0- 0	HOME	1- 2	0- 0	5- 0			
4- 5	0- 0	0- 1	AWAY	0- 3	0- 0	4- 1			
0- 0	0- 0	0- 0	NEUTRAL	0- 0	0- 0	0- 0			

RPI S	Opponent	Score	RPI S	Opponent	Score	RPI S	Opponent	Score	RPI S	Opponent	Score	Team's RPI: 165
			39  James Madison	55  75		75  Hofstra	49  58		159  Northeastern	54  57		
						75  Hofstra	54 47		159  Northeastern	59 52		
						81  Drexel	43  47		161  East Carolina	58  68		
						81  Drexel	53  54		166  Fordham	55 48		
						85  Bucknell	51  80		169  Marist	56 50		
						93  Elon	45  62		177 N Wisconsin	52  54		
						93  Elon	64  66		183  George Mason	83  90		
						94  Georgetown	50  61		198  William & Mary	69 53		
									198  William & Mary	67 63		
									202  Robert Morris	50  53		
									227  Col. of Charleston	63 47		
									227  Col. of Charleston	72 55		
									264  UNCW	56 44		
									264  UNCW	67 59		
									282  Vermont	71 60		
									292  Towson	66 62		
									292  Towson	69 64		
									324 N North Dakota St.	62 50		
									328  Lafayette	67 47		
LAST 12 Division I GAMES:												
264  UNCW	56 44	93  Elon	64  66									
93  Elon	45  62	292  Towson	66 62									
75  Hofstra	54 47	81  Drexel	43  47									
159  Northeastern	54  57	39  James Madison	55  75									
198  William & Mary	69 53	198  William & Mary	67 63									
227  Col. of Charleston	72 55	81  Drexel	53  54									

Non-Div I Games:

Delaware

Loss, Non-Conf, S Site, Home Away N Neutral

Average RPI Win:	304	WON-LOST	WINNING	LAST 10	STRENGTH OF	OPP. STRENGTH	TEAM	ADJ.	CONF.	ADJ CONF.
Average RPI Loss:	203	RECORD	PCT. RANK	GAMES	SCHEDULE	OF SCHEDULE	RPI	RPI	RPI	RPI
DIV. I ONLY	9- 19	269	3- 7	325	322	316	316	32	32	
DIV. I NON-CONF.	3- 10	277	0- 0	245	233	304	304	30	30	
TOTALS	RPI 1-25	RPI 26-50	W-L RECORDS	RPI 51-100	RPI 101-150	RPI 150+				
9- 19	0- 0	0- 1	OVERALL	0- 2	0- 1	9- 15				
6- 7	0- 0	0- 0	HOME	0- 1	0- 0	6- 6				
2- 12	0- 0	0- 1	AWAY	0- 1	0- 1	2- 9				
1- 0	0- 0	0- 0	NEUTRAL	0- 0	0- 0	1- 0				
3- 10	0- 0	0- 1	NON-CONFERENCE	0- 2	0- 1	3- 6				
2- 4	0- 0	0- 0	HOME	0- 1	0- 0	2- 3				
0- 6	0- 0	0- 1	AWAY	0- 1	0- 1	0- 3				
1- 0	0- 0	0- 0	NEUTRAL	0- 0	0- 0	1- 0				
6- 9	0- 0	0- 0	CONFERENCE	0- 0	0- 0	6- 9				
4- 3	0- 0	0- 0	HOME	0- 0	0- 0	4- 3				
2- 6	0- 0	0- 0	AWAY	0- 0	0- 0	2- 6				
0- 0	0- 0	0- 0	NEUTRAL	0- 0	0- 0	0- 0				

RPI S	Opponent	Score	RPI S	Opponent	Score	RPI S	Opponent	Score	RPI S	Opponent	Score	Team's RPI: 316
29	A West Virginia	34 77	66	A Temple	59 100	130	A Pittsburgh	43 77	156	A Cornell	62 71	
			75	H Hofstra	49 66	166	A Fordham	58 74	178	A Fla. Atlantic	55 83	
						180	A Hampton	89 81	180	H Hampton	54 63	
						198	H William & Mary	59 65	207	H Lehigh	49 83	
						215	H N.C. A&T	64 84	246	A Morgan St.	49 56	
						254	A Bethune-Cookman	35 66	255	A Coppin St.	79 84	
						261	N Appalachian St.	76 69	287	A UMES	49 54	
						287	H UMES	61 70	293	A Florida A&M	56 86	
						298	A Savannah St.	67 59	307	A South Carolina St.	48 61	
						307	H South Carolina St.	79 61	319	H Mt. St. Mary's	41 54	
						321	H Longwood	88 63	332	H Howard	87 86	
						342	H Wagner	66 44	347	H Norfolk St.	64 61	
						348	H N.C. Central	66 56				
LAST 12 Division I GAMES:												
180	A Hampton	89 81	293	A Florida A&M	56 86							
287	A UMES	49 54	254	A Bethune-Cookman	35 66							
180	H Hampton	54 63	307	H South Carolina St.	79 61							
347	H Norfolk St.	64 61	215	H N.C. A&T	64 84							
255	A Coppin St.	79 84	348	H N.C. Central	66 56							
287	H UMES	61 70	298	A Savannah St.	67 59							

Non-Div I Games:

Delaware St.

■ Loss, 
 ■ Non-Conf, 
 ■ S Site, 
 ■ H Home 
 ■ A Away 
 N Neutral

Average RPI Win: <b>291</b>	WON-LOST	WINNING	LAST 10	STRENGTH OF	OPP. STRENGTH	TEAM	ADJ.	CONF.	ADJ CONF.
Average RPI Loss: <b>170</b>	RECORD	PCT. RANK	GAMES	SCHEDULE	OF SCHEDULE	RPI	RPI	RPI	RPI
DIV. I ONLY	5- 24	318	1- 9	179	253	304	304	18	18
DIV. I NON-CONF.	2- 11	306	0- 0	195	313	287	287	19	19
TOTALS	RPI 1-25	RPI 26-50	W-L RECORDS	RPI 51-100	RPI 101-150	RPI 150+			
5- 24	0- 1	0- 1	OVERALL	0- 4	1- 5	4- 13			
2- 12	0- 0	0- 1	HOME	0- 2	0- 3	2- 6			
3- 10	0- 0	0- 0	AWAY	0- 0	1- 0	2- 1			
0- 2	0- 1	0- 0	NEUTRAL	0- 0	0- 0	0- 1			
2- 11	0- 1	0- 1	NON-CONFERENCE	0- 0	1- 1	1- 8			
0- 6	0- 0	0- 1	HOME	0- 0	0- 1	0- 4			
2- 3	0- 0	0- 0	AWAY	0- 0	1- 0	1- 3			
0- 2	0- 1	0- 0	NEUTRAL	0- 0	0- 0	0- 1			
3- 13	0- 0	0- 0	CONFERENCE	0- 4	0- 4	3- 5			
2- 6	0- 0	0- 0	HOME	0- 2	0- 2	2- 2			
1- 7	0- 0	0- 0	AWAY	0- 2	0- 2	1- 3			
0- 0	0- 0	0- 0	NEUTRAL	0- 0	0- 0	0- 0			

RPI 1-25				RPI 26-50				RPI 51-100				RPI 101+				Team's RPI: 304	
RPI	S	Opponent	Score	RPI	S	Opponent	Score	RPI	S	Opponent	Score	RPI	S	Opponent	Score		
1	N	Notre Dame	52 94	45	H	Colorado St.	46 74	57	A	South Dakota	60 85	114	A	IUPUI	75 81		
								57	H	South Dakota	33 79	114	H	IUPUI	54 67		
								59	A	South Dakota St.	52 80	135	H	Long Beach St.	41 48		
								59	H	South Dakota St.	39 76	145	A	Oral Roberts	33 65		
												145	H	Oral Roberts	56 59		
												149	A	Milwaukee	56 49		
												168	N	Louisiana Tech	53 58		
												184	H	Northern Colo.	51 60		
												196	H	Weber St.	49 61		
												230	H	Ill.-Chicago	46 56		
												232	A	Western Ill.	60 63		
												232	H	Western Ill.	69 80		
												238	H	Wyoming	64 75		
												257	A	Omaha	55 67		
												257	H	Omaha	60 70		
												265	A	Seattle	51 59		
												278	A	Pepperdine	60 64		
												295	A	UMKC	58 68		
												314	A	IPFW	49 61		
												314	H	IPFW	53 50		
LAST 12 Division I GAMES:																	
257	H	Omaha	60 70	57	H	South Dakota	33 79					324	A	North Dakota St.	55 45		
324	A	North Dakota St.	55 45	314	A	IPFW	49 61					324	H	North Dakota St.	64 53		
59	A	South Dakota St.	52 80	114	A	IUPUI	75 81					343	A	Air Force	57 48		
114	H	IUPUI	54 67	145	A	Oral Roberts	33 65										
232	H	Western Ill.	69 80	257	A	Omaha	55 67										
145	H	Oral Roberts	56 59	232	A	Western Ill.	60 63										

Non-Div I Games:

Denver

■ Loss, 
 ■ Non-Conf, S Site, 
 ■ Home 
 ■ Away 
 N Neutral

Average RPI Win: <b>219</b>	WON-LOST	WINNING	LAST 10	STRENGTH OF	OPP. STRENGTH	TEAM	ADJ.	CONF.	ADJ CONF.
Average RPI Loss: <b>114</b>	RECORD	PCT. RANK	GAMES	SCHEDULE	OF SCHEDULE	RPI	RPI	RPI	RPI
DIV. I ONLY	<b>13- 13</b>	<b>167</b>	<b>6- 4</b>	<b>135</b>	<b>128</b>	<b>150</b>	<b>150</b>	<b>14</b>	<b>14</b>
DIV. I NON-CONF.	<b>3- 7</b>	<b>248</b>	<b>0- 0</b>	<b>166</b>	<b>67</b>	<b>261</b>	<b>261</b>	<b>16</b>	<b>16</b>
TOTALS	RPI 1-25	RPI 26-50	W-L RECORDS	RPI 51-100	RPI 101-150	RPI 150+			
13- 13	0- 3	0- 1	OVERALL	0- 2	4- 4	9- 3			
6- 7	0- 0	0- 0	HOME	0- 2	1- 2	5- 3			
7- 6	0- 3	0- 1	AWAY	0- 0	3- 2	4- 0			
0- 0	0- 0	0- 0	NEUTRAL	0- 0	0- 0	0- 0			
3- 7	0- 2	0- 1	NON-CONFERENCE	0- 2	0- 1	3- 1			
3- 3	0- 0	0- 0	HOME	0- 2	0- 0	3- 1			
0- 4	0- 2	0- 1	AWAY	0- 0	0- 1	0- 0			
0- 0	0- 0	0- 0	NEUTRAL	0- 0	0- 0	0- 0			
10- 6	0- 1	0- 0	CONFERENCE	0- 0	4- 3	6- 2			
3- 4	0- 0	0- 0	HOME	0- 0	1- 2	2- 2			
7- 2	0- 1	0- 0	AWAY	0- 0	3- 1	4- 0			
0- 0	0- 0	0- 0	NEUTRAL	0- 0	0- 0	0- 0			

RPI 1-25				RPI 26-50				RPI 51-100				RPI 101+ Team's RPI: 150			
RPI	S	Opponent	Score	RPI	S	Opponent	Score	RPI	S	Opponent	Score	RPI	S	Opponent	Score
11	A	Maryland	41 <b>97</b>	30	A	St. Bonaventure	73 <b>84</b>	68	H	Michigan	61 <b>88</b>	105	A	Wright St.	95 93
20	A	Green Bay	36 <b>58</b>					86	H	Eastern Mich.	68 <b>85</b>	105	H	Wright St.	71 <b>89</b>
21	A	Michigan St.	42 <b>81</b>									126	A	Youngstown St.	69 68
												126	H	Youngstown St.	70 <b>72</b>
												138	A	Western Mich.	66 <b>70</b>
												140	A	Northern Ky.	60 <b>81</b>
												140	H	Northern Ky.	66 65
												149	A	Milwaukee	89 79
												212	A	Oakland	82 77
												212	H	Oakland	73 <b>79</b>
												221	H	Cincinnati	77 68
												230	A	Ill.-Chicago	89 80
												230	H	Ill.-Chicago	51 <b>65</b>
												252	A	Valparaiso	72 66
												252	H	Valparaiso	85 65
												274	A	Cleveland St.	66 60
												274	H	Cleveland St.	82 68
												296	H	Niagara	80 75
												300	H	Bradley	67 <b>75</b>
												314	H	IPFW	64 63
LAST 12 Division I GAMES:															
212	A	Oakland	82 77	274	A	Cleveland St.	66 60								
105	A	Wright St.	95 93	20	A	Green Bay	36 <b>58</b>								
140	A	Northern Ky.	60 <b>81</b>	149	A	Milwaukee	89 79								
252	H	Valparaiso	85 65	212	H	Oakland	73 <b>79</b>								
230	H	Ill.-Chicago	51 <b>65</b>	140	H	Northern Ky.	66 65								
126	A	Youngstown St.	69 68	105	H	Wright St.	71 <b>89</b>								

Non-Div I Games: Salem Int'l 81 50

Detroit

Loss, Non-Conf, S Site, H Home A Away N Neutral

Average RPI Win: <b>213</b>	WON-LOST	WINNING	LAST 10	STRENGTH OF	OPP. STRENGTH	TEAM	ADJ.	CONF.	ADJ CONF.
Average RPI Loss: <b>119</b>	RECORD	PCT. RANK	GAMES	SCHEDULE	OF SCHEDULE	RPI	RPI	RPI	RPI
DIV. I ONLY	18- 8	68	7- 3	204	168	106	106	21	21
DIV. I NON-CONF.	6- 4	125	0- 0	113	49	94	94	17	17
TOTALS	RPI 1-25	RPI 26-50	W-L RECORDS	RPI 51-100	RPI 101-150	RPI 150+			
18- 8	0- 1	0- 0	OVERALL	2- 2	3- 3	13- 2			
10- 3	0- 1	0- 0	HOME	1- 0	3- 2	6- 0			
7- 5	0- 0	0- 0	AWAY	1- 2	0- 1	6- 2			
1- 0	0- 0	0- 0	NEUTRAL	0- 0	0- 0	1- 0			
6- 4	0- 1	0- 0	NON-CONFERENCE	0- 2	3- 0	3- 1			
3- 1	0- 1	0- 0	HOME	0- 0	3- 0	0- 0			
2- 3	0- 0	0- 0	AWAY	0- 2	0- 0	2- 1			
1- 0	0- 0	0- 0	NEUTRAL	0- 0	0- 0	1- 0			
12- 4	0- 0	0- 0	CONFERENCE	2- 0	0- 3	10- 1			
7- 2	0- 0	0- 0	HOME	1- 0	0- 2	6- 0			
5- 2	0- 0	0- 0	AWAY	1- 0	0- 1	4- 1			
0- 0	0- 0	0- 0	NEUTRAL	0- 0	0- 0	0- 0			

RPI 1-25				RPI 26-50				RPI 51-100				RPI 101+ Team's RPI: 106			
RPI	S	Opponent	Score	RPI	S	Opponent	Score	RPI	S	Opponent	Score	RPI	S	Opponent	Score
20	H	Green Bay	61 <b>86</b>					57	A	South Dakota	87 <b>92</b>	107	A	UNI	74 <b>85</b>
								63	A	Iowa	76 <b>89</b>	107	H	UNI	73 <b>79</b>
								95	A	Missouri St.	82 75	111	H	Iowa St.	74 70
								95	H	Missouri St.	95 72	113	H	North Dakota	73 63
												129	H	Southern Ill.	67 <b>77</b>
												131	H	Creighton	81 72
												173	A	Loyola Chicago	81 65
												173	H	Loyola Chicago	91 61
												177	A	Wisconsin	89 70
												182	N	Tulsa	91 80
												204	A	UNLV	76 68
												217	A	Indiana St.	53 <b>68</b>
												217	H	Indiana St.	80 55
												251	A	Northern Ill.	73 <b>87</b>
												288	A	Wichita St.	87 56
												288	H	Wichita St.	81 59
												300	A	Bradley	76 64
												300	H	Bradley	78 45
												323	A	Illinois St.	98 58
												323	H	Illinois St.	76 41
												333	H	Evansville	94 52
LAST 12 Division I GAMES:															
300	H	Bradley	78 45	288	H	Wichita St.	81 59								
173	H	Loyola Chicago	91 61	173	A	Loyola Chicago	81 65								
107	A	UNI	74 <b>85</b>	300	A	Bradley	76 64								
217	A	Indiana St.	53 <b>68</b>	107	H	UNI	73 <b>79</b>								
323	A	Illinois St.	98 58	323	H	Illinois St.	76 41								
95	H	Missouri St.	95 72	217	H	Indiana St.	80 55								

Non-Div I Games: William Penn 100 61

Drake

■ Loss, 
 ■ Non-Conf, S Site, 
 ■ Home 
 ■ Away 
 N Neutral

Average RPI Win:	170	WON-LOST	WINNING	LAST 10	STRENGTH OF	OPP. STRENGTH	TEAM	ADJ.	CONF.	ADJ CONF.
Average RPI Loss:	84	RECORD	PCT. RANK	GAMES	SCHEDULE	OF SCHEDULE	RPI	RPI	RPI	RPI
DIV. I ONLY	16- 12	133	7- 3	45	114	81	81	13	13	
DIV. I NON-CONF.	4- 7	222	0- 0	11	40	109	109	10	10	
TOTALS	RPI 1-25	RPI 26-50	W-L RECORDS	RPI 51-100	RPI 101-150	RPI 150+				
16- 12	0- 2	1- 4	OVERALL	4- 3	0- 0	11- 3				
10- 3	0- 0	1- 1	HOME	3- 1	0- 0	6- 1				
6- 7	0- 2	0- 2	AWAY	1- 2	0- 0	5- 1				
0- 2	0- 0	0- 1	NEUTRAL	0- 0	0- 0	0- 1				
4- 7	0- 2	1- 2	NON-CONFERENCE	1- 2	0- 0	2- 1				
3- 1	0- 0	1- 0	HOME	1- 1	0- 0	1- 0				
1- 4	0- 2	0- 1	AWAY	0- 1	0- 0	1- 0				
0- 2	0- 0	0- 1	NEUTRAL	0- 0	0- 0	0- 1				
12- 5	0- 0	0- 2	CONFERENCE	3- 1	0- 0	9- 2				
7- 2	0- 0	0- 1	HOME	2- 0	0- 0	5- 1				
5- 3	0- 0	0- 1	AWAY	1- 1	0- 0	4- 1				
0- 0	0- 0	0- 0	NEUTRAL	0- 0	0- 0	0- 0				

RPI 1-25				RPI 26-50				RPI 51-100				Team's RPI: 81	RPI 101+			
RPI	S	Opponent	Score	RPI	S	Opponent	Score	RPI	S	Opponent	Score		RPI	S	Opponent	Score
16	A	Syracuse	62 83	30	H	St. Bonaventure	58 46	75	A	Hofstra	54 61		159	A	Northeastern	53 49
25	A	South Fla.	58 73	34	A	Penn	67 72	75	H	Hofstra	67 64		159	H	Northeastern	65 73
				39	A	James Madison	56 67	79	H	Vanderbilt	64 74		165	A	Delaware	54 53
				39	H	James Madison	55 59	82	H	Quinnipiac	62 49		165	H	Delaware	47 43
				47	N	Villanova	55 67	93	A	Elon	54 47		171	N	Montana	50 58
								93	H	Elon	74 31		180	A	Hampton	57 36
								99	A	Saint Joseph's	46 53		198	A	William & Mary	67 50
													198	H	William & Mary	69 53
													227	A	Col. of Charleston	46 49
													227	H	Col. of Charleston	66 54
													229	H	Dartmouth	69 53
													264	A	UNCW	71 57
													264	H	UNCW	66 60
													292	H	Towson	56 40
LAST 12 Division I GAMES:																
				198	H	William & Mary	69 53					227	A	Col. of Charleston	46 49	
				75	A	Hofstra	54 61					264	A	UNCW	71 57	
				93	A	Elon	54 47					165	H	Delaware	47 43	
				292	H	Towson	56 40					75	H	Hofstra	67 64	
				264	H	UNCW	66 60					159	A	Northeastern	53 49	
				39	H	James Madison	55 59					165	A	Delaware	54 53	

Non-Div I Games:

Drexel

■ Loss, 
 ■ Non-Conf, 
 ■ S Site, 
 ■ H Home 
 ■ A Away 
 N Neutral



RPI 1-25				RPI 26-50				RPI 51-100				Team's RPI: 51		RPI 101+			
RPI	S	Opponent	Score	RPI	S	Opponent	Score	RPI	S	Opponent	Score		RPI	S	Opponent	Score	
1	H	Notre Dame	61 68	33	A	Miami (FL)	53 61	65	H	Army West Point	72 61		101	H	Virginia	67 52	
4	A	South Carolina	55 66	34	A	Penn	57 50	70	H	Georgia Tech	59 64		109	A	Virginia Tech	66 62	
12	A	Kentucky	61 71	48	H	North Carolina St.	62 65	76	H	Minnesota	84 64		111	N	Iowa St.	86 48	
13	H	Florida St.	53 69										115	H	Boston College	71 51	
14	A	Louisville	48 65										116	H	Liberty	79 41	
16	A	Syracuse	50 86										130	A	Pittsburgh	70 48	
17	H	Texas A&M	66 72										132	A	Wake Forest	58 64	
													132	H	Wake Forest	95 68	
													137	A	North Carolina	93 57	
													137	H	North Carolina	71 55	
													139	N	Idaho	74 68	
													209	H	Massachusetts	70 46	
													214	N	Texas St.	85 34	
													248	A	Clemson	72 43	
													264	H	UNCW	78 56	
													303	H	Western Caro.	84 47	
													327	H	Winthrop	78 50	
LAST 12 Division I GAMES:																	
137	A	North Carolina	93 57	101	H	Virginia	67 52										
70	H	Georgia Tech	59 64	1	H	Notre Dame	61 68										
109	A	Virginia Tech	66 62	130	A	Pittsburgh	70 48										
132	A	Wake Forest	58 64	137	H	North Carolina	71 55										
13	H	Florida St.	53 69	248	A	Clemson	72 43										
33	A	Miami (FL)	53 61	115	H	Boston College	71 51										

Duke

Page 73

Duquesne

Through Games Of Feb. 29, 2016

Average RPI Win:	171	WON-LOST	WINNING	LAST 10	STRENGTH OF	OPP. STRENGTH	TEAM	ADJ.	CONF.	ADJ CONF.
Average RPI Loss:	38	RECORD	PCT. RANK	GAMES	SCHEDULE	OF SCHEDULE	RPI	RPI	RPI	RPI
DIV. I ONLY	24- 4	17	8- 2	95	110	23	23	7	7	
DIV. I NON-CONF.	11- 1	16	0- 0	142	242	23	23	8	8	
TOTALS	RPI 1-25	RPI 26-50	W-L RECORDS	RPI 51-100	RPI 101-150	RPI 150+				
24- 4	0- 0	2- 3	OVERALL	6- 1	2- 0	14- 0				
11- 1	0- 0	2- 1	HOME	3- 0	0- 0	6- 0				
12- 3	0- 0	0- 2	AWAY	3- 1	2- 0	7- 0				
1- 0	0- 0	0- 0	NEUTRAL	0- 0	0- 0	1- 0				
11- 1	0- 0	1- 1	NON-CONFERENCE	2- 0	2- 0	6- 0				
4- 0	0- 0	1- 0	HOME	1- 0	0- 0	2- 0				
6- 1	0- 0	0- 1	AWAY	1- 0	2- 0	3- 0				
1- 0	0- 0	0- 0	NEUTRAL	0- 0	0- 0	1- 0				
13- 3	0- 0	1- 2	CONFERENCE	4- 1	0- 0	8- 0				
7- 1	0- 0	1- 1	HOME	2- 0	0- 0	4- 0				
6- 2	0- 0	0- 1	AWAY	2- 1	0- 0	4- 0				
0- 0	0- 0	0- 0	NEUTRAL	0- 0	0- 0	0- 0				

RPI S	Opponent	Score	RPI S	Opponent	Score	RPI S	Opponent	Score	RPI S	Opponent	Score
30	A St. Bonaventure	48 60	30	H St. Bonaventure	74 62	53	A Saint Louis	81 84	118	A Buffalo	79 62
32	A Princeton	66 94	32	H St. Bonaventure	74 62	56	H St. John's (NY)	76 57	130	A Pittsburgh	79 65
38	H George Washington	52 70	38	A Princeton	66 94	71	A Dayton	76 72	166	H Fordham	55 40
43	H Ohio	64 47	43	H George Washington	52 70	71	H Dayton	89 58	174	A Davidson	77 62
			43	H Ohio	64 47	73	A Central Mich.	68 49	181	A New Mexico	78 69
						84	A VCU	71 67	183	A George Mason	72 56
						99	H Saint Joseph's	73 59	200	A Richmond	65 44
									209	H Massachusetts	73 64
									215	N N.C. A&T	81 67
									216	A Rhode Island	79 70
									216	H Rhode Island	61 56
									277	H La Salle	74 49
									287	H UMES	95 59
									328	A Lafayette	73 65
									332	H Howard	86 62
									338	A Saint Peter's	63 38
LAST 12 Division I GAMES:											
30	A St. Bonaventure	48 60	174	A Davidson	77 62						
277	H La Salle	74 49	209	H Massachusetts	73 64						
71	A Dayton	76 72	84	A VCU	71 67						
53	A Saint Louis	81 84	200	A Richmond	65 44						
99	H Saint Joseph's	73 59	30	H St. Bonaventure	74 62						
216	H Rhode Island	61 56	38	H George Washington	52 70						

Non-Div I Games: Slippery Rock 79 54

Duquesne

Loss, Non-Conf, S Site, H Home A Away N Neutral

Average RPI Win: <b>243</b>	WON-LOST	WINNING	LAST 10	STRENGTH OF	OPP. STRENGTH	TEAM	ADJ.	CONF.	ADJ CONF.
Average RPI Loss: <b>118</b>	RECORD	PCT. RANK	GAMES	SCHEDULE	OF SCHEDULE	RPI	RPI	RPI	RPI
DIV. I ONLY	<b>13- 13</b>	<b>167</b>	<b>5- 5</b>	<b>192</b>	<b>176</b>	<b>158</b>	<b>158</b>	<b>17</b>	<b>17</b>
DIV. I NON-CONF.	<b>5- 7</b>	<b>198</b>	<b>0- 0</b>	<b>165</b>	<b>128</b>	<b>153</b>	<b>153</b>	<b>15</b>	<b>15</b>
TOTALS	RPI 1-25	RPI 26-50	W-L RECORDS	RPI 51-100	RPI 101-150	RPI 150+			
13- 13	0- 0	0- 3	OVERALL	0- 2	2- 5	11- 3			
7- 3	0- 0	0- 1	HOME	0- 0	1- 2	6- 0			
6- 10	0- 0	0- 2	AWAY	0- 2	1- 3	5- 3			
0- 0	0- 0	0- 0	NEUTRAL	0- 0	0- 0	0- 0			
5- 7	0- 0	0- 1	NON-CONFERENCE	0- 2	1- 2	4- 2			
3- 0	0- 0	0- 0	HOME	0- 0	1- 0	2- 0			
2- 7	0- 0	0- 1	AWAY	0- 2	0- 2	2- 2			
0- 0	0- 0	0- 0	NEUTRAL	0- 0	0- 0	0- 0			
8- 6	0- 0	0- 2	CONFERENCE	0- 0	1- 3	7- 1			
4- 3	0- 0	0- 1	HOME	0- 0	0- 2	4- 0			
4- 3	0- 0	0- 1	AWAY	0- 0	1- 1	3- 1			
0- 0	0- 0	0- 0	NEUTRAL	0- 0	0- 0	0- 0			

RPI 1-25				RPI 26-50				RPI 51-100				RPI 101+				Team's RPI: 158	
RPI	S	Opponent	Score	RPI	S	Opponent	Score	RPI	S	Opponent	Score	RPI	S	Opponent	Score		
				27	A	Tennessee	49 85	79	A	Vanderbilt	39 65	108	A	Samford	47 55		
				44	A	Chattanooga	42 66	93	A	Elon	38 50	108	H	Samford	51 56		
				44	H	Chattanooga	57 65					110	A	Mercer	55 53		
												110	H	Mercer	45 61		
												120	A	Iona	50 56		
												132	A	Wake Forest	52 69		
												136	H	UNC Asheville	74 68		
												154	A	Old Dominion	56 52		
												174	A	Davidson	65 58		
												185	A	Eastern Ky.	41 64		
												220	A	Furman	77 81		
												220	H	Furman	68 64		
												261	A	Appalachian St.	52 70		
												266	H	Austin Peay	80 76		
												270	H	Campbell	70 55		
												302	A	Wofford	70 54		
												302	H	Wofford	70 69		
												303	A	Western Caro.	45 43		
												303	H	Western Caro.	74 62		
												310	A	UNCG	80 77		
												310	H	UNCG	89 73		
LAST 12 Division I GAMES:																	
				44	A	Chattanooga	42 66	302	H	Wofford	70 69						
				108	H	Samford	51 56	44	H	Chattanooga	57 65						
				110	H	Mercer	45 61	110	A	Mercer	55 53						
				310	A	UNCG	80 77	108	A	Samford	47 55						
				303	A	Western Caro.	45 43	303	H	Western Caro.	74 62						
				220	H	Furman	68 64	310	H	UNCG	89 73						

Non-Div I Games: Armstrong St. 62 52 Lees-McRae 73 46 Brevard 69 46

ETSU

Loss, Non-Conf, S Site, H Home A Away N Neutral

## East Carolina

Through Games Of Feb. 29, 2016

Average RPI Win:	239	WON-LOST	WINNING	LAST 10	STRENGTH OF	OPP. STRENGTH	TEAM	ADJ.	CONF.	ADJ CONF.
Average RPI Loss:	81	RECORD	PCT. RANK	GAMES	SCHEDULE	OF SCHEDULE	RPI	RPI	RPI	RPI
DIV. I ONLY	12- 18	230	3- 7	78	103	161	161	9	9	
DIV. I NON-CONF.	6- 6	160	0- 0	38	238	112	112	7	7	
TOTALS	RPI 1-25	RPI 26-50	W-L RECORDS	RPI 51-100	RPI 101-150	RPI 150+				
12- 18	0- 5	0- 2	OVERALL	0- 4	0- 4	12- 3				
5- 6	0- 2	0- 0	HOME	0- 2	0- 1	5- 1				
5- 7	0- 2	0- 0	AWAY	0- 2	0- 1	5- 2				
2- 5	0- 1	0- 2	NEUTRAL	0- 0	0- 2	2- 0				
6- 6	0- 1	0- 2	NON-CONFERENCE	0- 1	0- 2	6- 0				
2- 0	0- 0	0- 0	HOME	0- 0	0- 0	2- 0				
2- 1	0- 0	0- 0	AWAY	0- 1	0- 0	2- 0				
2- 5	0- 1	0- 2	NEUTRAL	0- 0	0- 2	2- 0				
6- 12	0- 4	0- 0	CONFERENCE	0- 3	0- 2	6- 3				
3- 6	0- 2	0- 0	HOME	0- 2	0- 1	3- 1				
3- 6	0- 2	0- 0	AWAY	0- 1	0- 1	3- 2				
0- 0	0- 0	0- 0	NEUTRAL	0- 0	0- 0	0- 0				

RPI 1-25				RPI 26-50				RPI 51-100				RPI 101+ Team's RPI: 161			
RPI	S	Opponent	Score	RPI	S	Opponent	Score	RPI	S	Opponent	Score	RPI	S	Opponent	Score
3	A	UConn	46 92	43	N	Ohio	61 64	64	A	Auburn	69 83	102	A	Memphis	83 93
3	H	UConn	41 84	44	N	Chattanooga	61 72	66	H	Temple	63 83	102	H	Memphis	78 79
4	N	South Carolina	57 88					83	A	Tulane	73 78	117	N	Northwestern	75 78
25	A	South Fla.	54 75					83	H	Tulane	51 66	131	N	Creighton	66 91
25	H	South Fla.	59 61									165	A	Delaware	68 58
												179	N	Eastern Wash.	80 62
												182	A	Tulsa	79 81
												182	H	Tulsa	54 55
												191	A	SMU	67 74
												191	H	SMU	78 61
												211	N	UTRGV	70 59
												221	A	Cincinnati	77 55
												221	H	Cincinnati	63 60
												223	H	Presbyterian	84 57
												271	A	UCF	71 56
												286	A	Houston	68 59
												286	H	Houston	76 70
												301	H	Alcorn	87 58
												315	A	A&M-Corpus Christi	82 46
LAST 12 Division I GAMES:															
191	H	SMU	78 61	191	A	SMU	67 74								
102	A	Memphis	83 93	3	A	UConn	46 92								
221	A	Cincinnati	77 55	182	H	Tulsa	54 55								
3	H	UConn	41 84	66	H	Temple	63 83								
286	A	Houston	68 59	83	A	Tulane	73 78								
102	H	Memphis	78 79	221	H	Cincinnati	63 60								

Non-Div I Games:

East Carolina

■ Loss, 
 ■ Non-Conf, 
 ■ S Site, 
 ■ Home 
 ■ A Away 
 N Neutral

Average RPI Win:	201	WON-LOST	WINNING	LAST 10	STRENGTH OF	OPP. STRENGTH	TEAM	ADJ.	CONF.	ADJ CONF.
Average RPI Loss:	199	RECORD	PCT. RANK	GAMES	SCHEDULE	OF SCHEDULE	RPI	RPI	RPI	RPI
DIV. I ONLY	3- 25	340	2- 8	223	282	339	339	24	24	
DIV. I NON-CONF.	1- 11	336	0- 0	163	314	323	323	24	24	
TOTALS	RPI 1-25	RPI 26-50	W-L RECORDS	RPI 51-100	RPI 101-150	RPI 150+				
3- 25	0- 0	0- 0	OVERALL	0- 4	1- 4	2- 17				
3- 10	0- 0	0- 0	HOME	0- 1	1- 2	2- 7				
0- 15	0- 0	0- 0	AWAY	0- 3	0- 2	0- 10				
0- 0	0- 0	0- 0	NEUTRAL	0- 0	0- 0	0- 0				
1- 11	0- 0	0- 0	NON-CONFERENCE	0- 1	1- 2	0- 8				
1- 4	0- 0	0- 0	HOME	0- 0	1- 1	0- 3				
0- 7	0- 0	0- 0	AWAY	0- 1	0- 1	0- 5				
0- 0	0- 0	0- 0	NEUTRAL	0- 0	0- 0	0- 0				
2- 14	0- 0	0- 0	CONFERENCE	0- 3	0- 2	2- 9				
2- 6	0- 0	0- 0	HOME	0- 1	0- 1	2- 4				
0- 8	0- 0	0- 0	AWAY	0- 2	0- 1	0- 5				
0- 0	0- 0	0- 0	NEUTRAL	0- 0	0- 0	0- 0				

RPI S	Opponent	Score	RPI S	Opponent	Score	RPI S	Opponent	Score	RPI S	Opponent	Score	Team's RPI: 339
						53	A Saint Louis	47 78	102	A Memphis	49 80	
						89	A UT Martin	52 91	114	H IUPUI	77 71	
						89	H UT Martin	39 65	148	A SIUE	75 87	
						91	A Belmont	61 89	148	H SIUE	56 66	
									149	H Milwaukee	71 82	
									173	H Loyola Chicago	75 86	
									185	H Eastern Ky.	56 75	
									192	H Stetson	66 68	
									217	A Indiana St.	42 60	
									221	A Cincinnati	57 70	
									224	A Southeast Mo. St.	52 82	
									224	H Southeast Mo. St.	64 59	
									230	A Ill.-Chicago	54 66	
									232	H Western Ill.	69 92	
									251	A Northern Ill.	63 79	
									253	H Tennessee St.	53 62	
									257	A Omaha	67 76	
									266	A Austin Peay	45 80	
									266	H Austin Peay	64 56	
									268	A Murray St.	56 66	
									268	H Murray St.	71 74	
									280	A Tennessee Tech	74 81	
									294	A Jacksonville St.	52 60	
									305	H Morehead St.	77 85	
LAST 12 Division I GAMES:												
148	H SIUE	56 66	148	A SIUE	75 87							
89	A UT Martin	52 91	268	A Murray St.	56 66							
224	A Southeast Mo. St.	52 82	266	A Austin Peay	45 80							
268	H Murray St.	71 74	89	H UT Martin	39 65							
266	H Austin Peay	64 56	305	H Morehead St.	77 85							
224	H Southeast Mo. St.	64 59	185	H Eastern Ky.	56 75							

Non-Div I Games:

Eastern Ill.

■ Loss, 
■ Non-Conf, 
■ S Site, 
■ H Home 
■ A Away 
N Neutral

# Eastern Ky.

Through Games Of Feb. 29, 2016

Average RPI Win:	258	WON-LOST	WINNING	LAST 10	STRENGTH OF	OPP. STRENGTH	TEAM	ADJ.	CONF.	ADJ CONF.
Average RPI Loss:	151	RECORD	PCT. RANK	GAMES	SCHEDULE	OF SCHEDULE	RPI	RPI	RPI	RPI
DIV. I ONLY	14- 11	139	6- 4	267	252	185	185	24	24	
DIV. I NON-CONF.	4- 5	193	0- 0	155	172	170	170	24	24	
TOTALS	RPI 1-25	RPI 26-50	W-L RECORDS	RPI 51-100	RPI 101-150	RPI 150+				
14- 11	0- 0	0- 2	OVERALL	1- 3	0- 2	13- 4				
7- 4	0- 0	0- 0	HOME	1- 1	0- 1	6- 2				
6- 6	0- 0	0- 1	AWAY	0- 2	0- 1	6- 2				
1- 1	0- 0	0- 1	NEUTRAL	0- 0	0- 0	1- 0				
4- 5	0- 0	0- 2	NON-CONFERENCE	0- 1	0- 1	4- 1				
2- 1	0- 0	0- 0	HOME	0- 0	0- 1	2- 0				
1- 3	0- 0	0- 1	AWAY	0- 1	0- 0	1- 1				
1- 1	0- 0	0- 1	NEUTRAL	0- 0	0- 0	1- 0				
10- 6	0- 0	0- 0	CONFERENCE	1- 2	0- 1	9- 3				
5- 3	0- 0	0- 0	HOME	1- 1	0- 0	4- 2				
5- 3	0- 0	0- 0	AWAY	0- 1	0- 1	5- 1				
0- 0	0- 0	0- 0	NEUTRAL	0- 0	0- 0	0- 0				

RPI S	Opponent	Score	RPI S	Opponent	Score	RPI S	Opponent	Score	RPI S	Opponent	Score	Team's RPI: 185
42	A Western Ky.	60 76	89	H UT Martin	70 61	105	H Wright St.	69 71				
48	N North Carolina St.	62 73	91	A Belmont	61 72	148	A SIUE	74 89				
			91	H Belmont	51 65	158	H ETSU	64 41				
			95	A Missouri St.	63 87	200	A Richmond	62 81				
						224	H Southeast Mo. St.	56 55				
						253	A Tennessee St.	70 66				
						253	H Tennessee St.	78 67				
						262	N Saint Francis (PA)	88 82				
						266	A Austin Peay	66 94				
						268	H Murray St.	72 60				
						276	A Miami (OH)	77 72				
						280	A Tennessee Tech	71 67				
						280	H Tennessee Tech	72 77				
						294	A Jacksonville St.	76 50				
						294	H Jacksonville St.	54 56				
						303	H Western Caro.	91 62				
						305	A Morehead St.	89 77				
						305	H Morehead St.	100 93				
						339	A Eastern Ill.	75 56				
LAST 12 Division I GAMES:												
280	A Tennessee Tech	71 67	253	A Tennessee St.	70 66							
91	H Belmont	51 65	305	H Morehead St.	100 93							
305	A Morehead St.	89 77	294	H Jacksonville St.	54 56							
294	A Jacksonville St.	76 50	280	H Tennessee Tech	72 77							
253	H Tennessee St.	78 67	268	H Murray St.	72 60							
91	A Belmont	61 72	148	A SIUE	74 89							

Non-Div I Games: Cincinnati Christian 112 34 Davis & Elkins 73 58

Eastern Ky.

Loss, Non-Conf, S Site, H Home A Away N Neutral

Average RPI Win:	185	WON-LOST	WINNING	LAST 10	STRENGTH OF	OPP. STRENGTH	TEAM	ADJ.	CONF.	ADJ CONF.
Average RPI Loss:	93	RECORD	PCT. RANK	GAMES	SCHEDULE	OF SCHEDULE	RPI	RPI	RPI	RPI
DIV. I ONLY	16- 9	91	6- 4	87	136	86	86	11	11	
DIV. I NON-CONF.	7- 2	57	0- 0	109	163	43	43	13	13	
TOTALS	RPI 1-25	RPI 26-50	W-L RECORDS	RPI 51-100	RPI 101-150	RPI 150+				
16- 9	0- 1	0- 1	OVERALL	2- 4	7- 2	7- 1				
8- 4	0- 0	0- 1	HOME	1- 2	4- 1	3- 0				
8- 4	0- 1	0- 0	AWAY	1- 1	3- 1	4- 1				
0- 1	0- 0	0- 0	NEUTRAL	0- 1	0- 0	0- 0				
7- 2	0- 1	0- 0	NON-CONFERENCE	2- 1	2- 0	3- 0				
3- 0	0- 0	0- 0	HOME	1- 0	1- 0	1- 0				
4- 1	0- 1	0- 0	AWAY	1- 0	1- 0	2- 0				
0- 1	0- 0	0- 0	NEUTRAL	0- 1	0- 0	0- 0				
9- 7	0- 0	0- 1	CONFERENCE	0- 3	5- 2	4- 1				
5- 4	0- 0	0- 1	HOME	0- 2	3- 1	2- 0				
4- 3	0- 0	0- 0	AWAY	0- 1	2- 1	2- 1				
0- 0	0- 0	0- 0	NEUTRAL	0- 0	0- 0	0- 0				

RPI 1-25				RPI 26-50				RPI 51-100 Team's RPI: 86				RPI 101+			
RPI	S	Opponent	Score	RPI	S	Opponent	Score	RPI	S	Opponent	Score	RPI	S	Opponent	Score
12	A	Kentucky	67 89	43	H	Ohio	64 71	62	A	Ball St.	54 76	103	A	Toledo	58 46
								62	H	Ball St.	63 67	103	H	Toledo	59 41
								68	H	Michigan	64 63	118	A	Buffalo	70 55
								73	H	Central Mich.	65 66	118	H	Buffalo	67 56
								74	N	Abilene Christian	59 83	125	A	Akron	72 75
								100	A	Harvard	85 81	125	H	Akron	65 68
												138	H	Western Mich.	70 66
												145	H	Oral Roberts	77 69
												150	A	Detroit	85 68
												211	H	UTRGV	78 56
												251	A	Northern Ill.	87 80
												251	H	Northern Ill.	84 60
												256	A	Monmouth	78 68
												258	A	Bowling Green	63 67
												276	A	Miami (OH)	70 46
												322	H	Kent St.	72 51
												343	A	Air Force	72 59
LAST 12 Division I GAMES:															
				62	H	Ball St.	63 67					73	H	Central Mich.	65 66
				103	A	Toledo	58 46					125	A	Akron	72 75
				251	H	Northern Ill.	84 60					258	A	Bowling Green	63 67
				118	A	Buffalo	70 55					103	H	Toledo	59 41
				276	A	Miami (OH)	70 46					62	A	Ball St.	54 76
				138	H	Western Mich.	70 66					322	H	Kent St.	72 51

Non-Div I Games: Madonna 104 45 Hillsdale 94 77

Eastern Mich.

Loss, Non-Conf, S Site, H Home A Away N Neutral

Average RPI Win: <b>238</b>	WON-LOST	WINNING	LAST 10	STRENGTH OF	OPP. STRENGTH	TEAM	ADJ.	CONF.	ADJ CONF.
Average RPI Loss: <b>149</b>	RECORD	PCT. RANK	GAMES	SCHEDULE	OF SCHEDULE	RPI	RPI	RPI	RPI
DIV. I ONLY	18- 9	76	7- 3	327	164	179	179	20	20
DIV. I NON-CONF.	5- 6	180	0- 0	310	210	266	266	23	23
TOTALS	RPI 1-25	RPI 26-50	W-L RECORDS	RPI 51-100	RPI 101-150	RPI 150+			
18- 9	0- 0	0- 0	OVERALL	0- 1	4- 4	14- 4			
11- 3	0- 0	0- 0	HOME	0- 1	3- 0	8- 2			
7- 3	0- 0	0- 0	AWAY	0- 0	1- 1	6- 0			
0- 3	0- 0	0- 0	NEUTRAL	0- 0	0- 2	0- 1			
5- 6	0- 0	0- 0	NON-CONFERENCE	0- 1	0- 3	5- 2			
3- 2	0- 0	0- 0	HOME	0- 1	0- 0	3- 1			
2- 1	0- 0	0- 0	AWAY	0- 0	0- 1	2- 0			
0- 3	0- 0	0- 0	NEUTRAL	0- 0	0- 2	0- 1			
13- 3	0- 0	0- 0	CONFERENCE	0- 0	4- 1	9- 2			
8- 1	0- 0	0- 0	HOME	0- 0	3- 0	5- 1			
5- 2	0- 0	0- 0	AWAY	0- 0	1- 1	4- 1			
0- 0	0- 0	0- 0	NEUTRAL	0- 0	0- 0	0- 0			

RPI S	Opponent	Score	RPI S	Opponent	Score	RPI S	Opponent	Score	RPI S	Opponent	Score	Team's RPI: 179
						74	H Abilene Christian	60 72	104	A Gonzaga	56 78	
									113	A North Dakota	69 72	
									113	H North Dakota	60 57	
									117	N Northwestern	70 74	
									131	N Creighton	60 66	
									139	A Idaho	74 66	
									139	H Idaho	84 70	
									141	H Montana St.	81 69	
									151	H Boise St.	79 84	
									161	N East Carolina	62 80	
									171	H Montana	67 65	
									172	A Sacramento St.	100 83	
									172	H Sacramento St.	91 94	
									184	A Northern Colo.	66 57	
									184	H Northern Colo.	59 55	
									206	H Utah Valley	68 64	
									288	A Wichita St.	67 62	
									291	A Northern Ariz.	81 71	
									291	H Northern Ariz.	72 65	
									299	H CSUN	70 59	
									320	A Portland St.	79 81	
									320	H Portland St.	70 57	
									329	A Southern Utah	85 82	
									329	H Southern Utah	64 53	
									337	A Cal St. Fullerton	68 57	
									343	H Air Force	65 44	
LAST 12 Division I GAMES:												
			139	H Idaho	84 70				291	H Northern Ariz.	72 65	
			320	H Portland St.	70 57				172	A Sacramento St.	100 83	
			172	H Sacramento St.	91 94				320	A Portland St.	79 81	
			184	A Northern Colo.	66 57				171	H Montana	67 65	
			113	A North Dakota	69 72				141	H Montana St.	81 69	
			329	H Southern Utah	64 53				291	A Northern Ariz.	81 71	

Non-Div I Games: Eastern Ore. 64 40

Eastern Wash.

■ Loss, 
■ Non-Conf, 
■ S Site, 
■ H Home 
■ A Away 
N Neutral



Average RPI Win: <b>192</b>	WON-LOST	WINNING	LAST 10	STRENGTH OF	OPP. STRENGTH	TEAM	ADJ.	CONF.	ADJ CONF.
Average RPI Loss: <b>103</b>	RECORD	PCT. RANK	GAMES	SCHEDULE	OF SCHEDULE	RPI	RPI	RPI	RPI
DIV. I ONLY	<b>16- 11</b>	<b>117</b>	<b>6- 4</b>	<b>108</b>	<b>112</b>	<b>93</b>	<b>93</b>	<b>13</b>	<b>13</b>
DIV. I NON-CONF.	<b>6- 4</b>	<b>125</b>	<b>0- 0</b>	<b>54</b>	<b>83</b>	<b>50</b>	<b>50</b>	<b>10</b>	<b>10</b>
TOTALS	RPI 1-25	RPI 26-50	W-L RECORDS	RPI 51-100	RPI 101-150	RPI 150+			
16- 11	0- 1	1- 3	OVERALL	2- 3	0- 1	13- 3			
9- 3	0- 0	0- 1	HOME	2- 1	0- 0	7- 1			
7- 8	0- 1	1- 2	AWAY	0- 2	0- 1	6- 2			
0- 0	0- 0	0- 0	NEUTRAL	0- 0	0- 0	0- 0			
6- 4	0- 1	1- 1	NON-CONFERENCE	1- 0	0- 1	4- 1			
3- 0	0- 0	0- 0	HOME	1- 0	0- 0	2- 0			
3- 4	0- 1	1- 1	AWAY	0- 0	0- 1	2- 1			
0- 0	0- 0	0- 0	NEUTRAL	0- 0	0- 0	0- 0			
10- 7	0- 0	0- 2	CONFERENCE	1- 3	0- 0	9- 2			
6- 3	0- 0	0- 1	HOME	1- 1	0- 0	5- 1			
4- 4	0- 0	0- 1	AWAY	0- 2	0- 0	4- 1			
0- 0	0- 0	0- 0	NEUTRAL	0- 0	0- 0	0- 0			

RPI 1-25				RPI 26-50				RPI 51-100				Team's RPI: 93	RPI 101+			
RPI	S	Opponent	Score	RPI	S	Opponent	Score	RPI	S	Opponent	Score		RPI	S	Opponent	Score
4	A	South Carolina	63 78	29	A	West Virginia	57 67	75	A	Hofstra	49 59		116	A	Liberty	63 72
				39	A	James Madison	72 73	75	H	Hofstra	61 60		158	H	ETSU	50 38
				39	H	James Madison	76 81	77	H	Charlotte	90 83		159	A	Northeastern	56 54
				48	A	North Carolina St.	69 66	81	A	Drexel	31 74		159	H	Northeastern	61 67
								81	H	Drexel	47 54		165	A	Delaware	66 64
													165	H	Delaware	62 45
													198	H	William & Mary	73 51
													220	A	Furman	65 55
													222	A	Navy	70 73
													227	A	Col. of Charleston	54 38
													227	H	Col. of Charleston	52 41
													247	H	High Point	80 69
													264	A	UNCW	67 60
													264	H	UNCW	70 53
													281	A	American	62 54
													292	A	Towson	78 85
													292	H	Towson	80 58
LAST 12 Division I GAMES:																
				39	A	James Madison	72 73	165	A	Delaware	66 64					
				165	H	Delaware	62 45	198	H	William & Mary	73 51					
				81	H	Drexel	47 54	75	A	Hofstra	49 59					
				227	A	Col. of Charleston	54 38	159	A	Northeastern	56 54					
				159	H	Northeastern	61 67	264	H	UNCW	70 53					
				292	H	Towson	80 58	227	H	Col. of Charleston	52 41					

Non-Div I Games: Lenoir-Rhyne 67 29

Elon

Average RPI Win:	287	WON-LOST	WINNING	LAST 10	STRENGTH OF	OPP. STRENGTH	TEAM	ADJ.	CONF.	ADJ CONF.
Average RPI Loss:	179	RECORD	PCT. RANK	GAMES	SCHEDULE	OF SCHEDULE	RPI	RPI	RPI	RPI
DIV. I ONLY	2- 25	345	0- 10	201	246	333	333	21	21	
DIV. I NON-CONF.	1- 10	330	0- 0	91	299	276	276	17	17	
TOTALS	RPI 1-25	RPI 26-50	W-L RECORDS	RPI 51-100	RPI 101-150	RPI 150+				
2- 25	0- 0	0- 0	OVERALL	0- 6	0- 6	2- 13				
1- 10	0- 0	0- 0	HOME	0- 3	0- 2	1- 5				
1- 13	0- 0	0- 0	AWAY	0- 2	0- 3	1- 8				
0- 2	0- 0	0- 0	NEUTRAL	0- 1	0- 1	0- 0				
1- 10	0- 0	0- 0	NON-CONFERENCE	0- 4	0- 2	1- 4				
0- 4	0- 0	0- 0	HOME	0- 2	0- 1	0- 1				
1- 4	0- 0	0- 0	AWAY	0- 1	0- 0	1- 3				
0- 2	0- 0	0- 0	NEUTRAL	0- 1	0- 1	0- 0				
1- 15	0- 0	0- 0	CONFERENCE	0- 2	0- 4	1- 9				
1- 6	0- 0	0- 0	HOME	0- 1	0- 1	1- 4				
0- 9	0- 0	0- 0	AWAY	0- 1	0- 3	0- 5				
0- 0	0- 0	0- 0	NEUTRAL	0- 0	0- 0	0- 0				

RPI 1-25			RPI 26-50			RPI 51-100			RPI 101+			Team's RPI: 333					
RPI	S	Opponent	Score	RPI	S	Opponent	Score	RPI	S	Opponent	Score	RPI	S	Opponent	Score		
								62	H	Ball St.	53	73	106	A	Drake	52	94
								67	N	Santa Clara	44	62	107	A	UNI	51	62
								89	H	UT Martin	48	75	114	H	IUPUI	62	68
								90	A	Nebraska	40	85	129	A	Southern Ill.	56	74
								95	A	Missouri St.	70	77	129	H	Southern Ill.	63	66
								95	H	Missouri St.	47	66	141	N	Montana St.	55	81
													157	A	Xavier	57	65
													173	A	Loyola Chicago	54	67
													173	H	Loyola Chicago	49	63
													217	A	Indiana St.	45	57
													217	H	Indiana St.	44	59
													258	A	Bowling Green	56	74
													268	H	Murray St.	54	73
													274	A	Cleveland St.	72	63
													276	A	Miami (OH)	85	91
													288	A	Wichita St.	50	58
													288	H	Wichita St.	31	44
													300	A	Bradley	52	66
													300	H	Bradley	62	46
													323	A	Illinois St.	59	65
													323	H	Illinois St.	57	64
LAST 12 Division I GAMES:																	
				323	A	Illinois St.	59	65		300	A	Bradley	52	66			
				217	A	Indiana St.	45	57		217	H	Indiana St.	44	59			
				95	H	Missouri St.	47	66		323	H	Illinois St.	57	64			
				288	H	Wichita St.	31	44		288	A	Wichita St.	50	58			
				129	H	Southern Ill.	63	66		95	A	Missouri St.	70	77			
				173	A	Loyola Chicago	54	67		129	A	Southern Ill.	56	74			

Non-Div I Games:

Evansville

Average RPI Win: <b>213</b>	WON-LOST	WINNING	LAST 10	STRENGTH OF	OPP. STRENGTH	TEAM	ADJ.	CONF.	ADJ CONF.
Average RPI Loss: <b>72</b>	RECORD	PCT. RANK	GAMES	SCHEDULE	OF SCHEDULE	RPI	RPI	RPI	RPI
DIV. I ONLY	25- 4	15	10- 0	175	223	61	61	29	29
DIV. I NON-CONF.	11- 4	76	0- 0	57	75	54	54	28	28
TOTALS	RPI 1-25	RPI 26-50	W-L RECORDS	RPI 51-100	RPI 101-150	RPI 150+			
25- 4	0- 0	1- 3	OVERALL	3- 0	5- 0	16- 1			
11- 2	0- 0	0- 1	HOME	3- 0	1- 0	7- 1			
12- 0	0- 0	1- 0	AWAY	0- 0	2- 0	9- 0			
2- 2	0- 0	0- 2	NEUTRAL	0- 0	2- 0	0- 0			
11- 4	0- 0	1- 3	NON-CONFERENCE	3- 0	3- 0	4- 1			
4- 2	0- 0	0- 1	HOME	3- 0	0- 0	1- 1			
5- 0	0- 0	1- 0	AWAY	0- 0	1- 0	3- 0			
2- 2	0- 0	0- 2	NEUTRAL	0- 0	2- 0	0- 0			
14- 0	0- 0	0- 0	CONFERENCE	0- 0	2- 0	12- 0			
7- 0	0- 0	0- 0	HOME	0- 0	1- 0	6- 0			
7- 0	0- 0	0- 0	AWAY	0- 0	1- 0	6- 0			
0- 0	0- 0	0- 0	NEUTRAL	0- 0	0- 0	0- 0			

RPI 1-25				RPI 26-50				RPI 51-100				Team's RPI: 61		RPI 101+			
RPI	S	Opponent	Score	RPI	S	Opponent	Score	RPI	S	Opponent	Score			RPI	S	Opponent	Score
				28	N	Mississippi St.	60 65	64	H	Auburn	52 45			124	N	Arizona	57 55
				37	H	Arkansas St.	48 62	82	H	Quinnipiac	71 70			125	A	Akron	82 64
				38	A	George Washington	64 60	100	H	Harvard	74 65			138	N	Western Mich.	60 42
				43	N	Ohio	57 69							146	A	Jacksonville	59 55
														146	H	Jacksonville	58 39
														178	H	Fla. Atlantic	55 62
														192	A	Stetson	60 47
														192	H	Stetson	61 48
														205	H	Hartford	64 44
														208	A	USC Upstate	56 44
														208	H	USC Upstate	54 43
														215	A	N.C. A&T	60 36
														259	A	Providence	50 41
														289	A	Kennesaw St.	78 47
														289	H	Kennesaw St.	63 41
														309	A	FIU	81 53
														325	A	North Florida	65 38
														325	H	North Florida	75 50
														334	A	Lipscomb	71 39
														334	H	Lipscomb	91 52
														345	A	NJIT	53 32
														345	H	NJIT	70 37
LAST 12 Division I GAMES:																	
				192	A	Stetson	60 47	325	H	North Florida	75 50						
				334	H	Lipscomb	91 52	146	H	Jacksonville	58 39						
				289	H	Kennesaw St.	63 41	325	A	North Florida	65 38						
				208	A	USC Upstate	56 44	289	A	Kennesaw St.	78 47						
				345	A	NJIT	53 32	334	A	Lipscomb	71 39						
				146	A	Jacksonville	59 55	345	H	NJIT	70 37						

Non-Div I Games: St. Thomas (FL) 86 33

FGCU

■ Loss, 
 ■ Non-Conf, 
 ■ S Site, 
 ■ Home 
 ■ Away 
 N Neutral

Average RPI Win:	255	WON-LOST	WINNING	LAST 10	STRENGTH OF	OPP. STRENGTH	TEAM	ADJ.	CONF.	ADJ CONF.
Average RPI Loss:	150	RECORD	PCT. RANK	GAMES	SCHEDULE	OF SCHEDULE	RPI	RPI	RPI	RPI
DIV. I ONLY	4- 23	328	2- 8	168	134	309	309	12	12	
DIV. I NON-CONF.	2- 9	296	0- 0	256	225	330	330	11	11	
TOTALS	RPI 1-25	RPI 26-50	W-L RECORDS	RPI 51-100	RPI 101-150	RPI 150+				
4- 23	0- 2	0- 2	OVERALL	0- 4	1- 2	3- 13				
3- 13	0- 1	0- 1	HOME	0- 3	1- 1	2- 7				
1- 10	0- 0	0- 0	AWAY	0- 0	0- 1	1- 1				
0- 0	0- 0	0- 0	NEUTRAL	0- 0	0- 0	0- 0				
2- 9	0- 0	0- 1	NON-CONFERENCE	0- 2	0- 2	2- 4				
2- 5	0- 0	0- 0	HOME	0- 2	0- 1	2- 2				
0- 4	0- 0	0- 1	AWAY	0- 0	0- 1	0- 2				
0- 0	0- 0	0- 0	NEUTRAL	0- 0	0- 0	0- 0				
2- 14	0- 2	0- 1	CONFERENCE	0- 2	1- 0	1- 9				
1- 8	0- 1	0- 1	HOME	0- 1	1- 0	0- 5				
1- 6	0- 1	0- 0	AWAY	0- 1	0- 0	1- 4				
0- 0	0- 0	0- 0	NEUTRAL	0- 0	0- 0	0- 0				

RPI 1-25				RPI 26-50				RPI 51-100				RPI 101+ Team's RPI: 309			
RPI	S	Opponent	Score	RPI	S	Opponent	Score	RPI	S	Opponent	Score	RPI	S	Opponent	Score
22	A	UTEP	52 70	33	A	Miami (FL)	55 83	60	H	Middle Tenn.	62 85	132	H	Wake Forest	53 57
22	H	UTEP	57 69	42	H	Western Ky.	69 71	61	H	FGCU	53 81	146	A	Jacksonville	44 80
								77	A	Charlotte	74 87	147	H	UAB	72 61
								96	H	Marquette	83 95	152	A	Southern Miss.	55 82
												154	A	Old Dominion	49 84
												155	H	Marshall	58 65
												168	A	Louisiana Tech	63 82
												178	A	Fla. Atlantic	82 87
												178	H	Fla. Atlantic	52 63
												216	H	Rhode Island	50 68
												225	H	Rice	62 68
												236	H	North Texas	40 58
												263	A	UTSA	59 54
												263	H	UTSA	52 63
												271	A	UCF	72 89
												274	A	Cleveland St.	57 64
												288	H	Wichita St.	62 76
												293	H	Florida A&M	81 65
												317	H	UMass Lowell	71 68
LAST 12 Division I GAMES:															
178	H	Fla. Atlantic	52 63	147	H	UAB	72 61								
225	H	Rice	62 68	154	A	Old Dominion	49 84								
236	H	North Texas	40 58	77	A	Charlotte	74 87								
263	A	UTSA	59 54	22	H	UTEP	57 69								
22	A	UTEP	52 70	263	H	UTSA	52 63								
60	H	Middle Tenn.	62 85	152	A	Southern Miss.	55 82								

Non-Div I Games:

FIU

■ Loss, 
 ■ Non-Conf, 
 ■ S Site, 
 ■ H Home 
 ■ A Away 
 N Neutral

## Fairfield

Through Games Of Feb. 29, 2016

Average RPI Win: <b>247</b>	WON-LOST	WINNING	LAST 10	STRENGTH OF	OPP. STRENGTH	TEAM	ADJ.	CONF.	ADJ CONF.
Average RPI Loss: <b>151</b>	RECORD	PCT. RANK	GAMES	SCHEDULE	OF SCHEDULE	RPI	RPI	RPI	RPI
DIV. I ONLY	16- 13	144	7- 3	228	248	187	187	22	22
DIV. I NON-CONF.	5- 4	138	0- 0	107	226	148	148	22	22
TOTALS	RPI 1-25	RPI 26-50	W-L RECORDS	RPI 51-100	RPI 101-150	RPI 150+			
16- 13	0- 0	0- 0	OVERALL	1- 5	0- 2	15- 6			
10- 6	0- 0	0- 0	HOME	1- 3	0- 1	9- 2			
6- 7	0- 0	0- 0	AWAY	0- 2	0- 1	6- 4			
0- 0	0- 0	0- 0	NEUTRAL	0- 0	0- 0	0- 0			
5- 4	0- 0	0- 0	NON-CONFERENCE	1- 3	0- 0	4- 1			
4- 2	0- 0	0- 0	HOME	1- 2	0- 0	3- 0			
1- 2	0- 0	0- 0	AWAY	0- 1	0- 0	1- 1			
0- 0	0- 0	0- 0	NEUTRAL	0- 0	0- 0	0- 0			
11- 9	0- 0	0- 0	CONFERENCE	0- 2	0- 2	11- 5			
6- 4	0- 0	0- 0	HOME	0- 1	0- 1	6- 2			
5- 5	0- 0	0- 0	AWAY	0- 1	0- 1	5- 3			
0- 0	0- 0	0- 0	NEUTRAL	0- 0	0- 0	0- 0			

RPI 1-25				RPI 26-50				RPI 51-100				RPI 101+				Team's RPI: 187	
RPI	S	Opponent	Score	RPI	S	Opponent	Score	RPI	S	Opponent	Score	RPI	S	Opponent	Score		
								52	H	Albany (NY)	50	62	120	A	Iona	53	69
								56	A	St. John's (NY)	54	73	120	H	Iona	46	56
								75	H	Hofstra	53	67	156	A	Cornell	35	59
								82	A	Quinnipiac	58	83	169	A	Marist	63	64
								82	H	Quinnipiac	55	64	169	H	Marist	57	72
								100	H	Harvard	67	50	199	H	Sacred Heart	61	50
													210	A	Canisius	51	50
													210	H	Canisius	52	48
													226	A	Siena	71	51
													226	H	Siena	67	55
													241	A	Loyola Maryland	71	45
													243	A	Manhattan	59	57
													243	H	Manhattan	55	70
													256	A	Monmouth	68	60
													256	H	Monmouth	80	70
													277	H	La Salle	62	59
													283	A	Rider	55	39
													283	H	Rider	63	56
													296	A	Niagara	55	56
													296	H	Niagara	61	43
													314	H	IPFW	74	62
													338	A	Saint Peter's	46	56
													338	H	Saint Peter's	76	49
LAST 12 Division I GAMES:																	
				82	A	Quinnipiac	58	83	226	H	Siena	67	55				
				120	A	Iona	53	69	296	H	Niagara	61	43				
				169	A	Marist	63	64	256	A	Monmouth	68	60				
				226	A	Siena	71	51	283	H	Rider	63	56				
				256	H	Monmouth	80	70	210	H	Canisius	52	48				
				338	H	Saint Peter's	76	49	82	H	Quinnipiac	55	64				

Non-Div I Games:

Fairfield

■ Loss, 
 ■ Non-Conf, 
 ■ S Site, 
 ■ H Home 
 ■ A Away 
 N Neutral

<div> <div> <div>Average RPI Win: 288</div> <div>Average RPI Loss: 221</div> </div> <div> <div>WON-LOST</div> <div>RECORD</div> </div> <div> <div>WINNING</div> <div>PCT. RANK</div> </div> <div> <div>LAST 10</div> <div>GAMES</div> </div> </div>				STRENGTH OF SCHEDULE	OPP. STRENGTH OF SCHEDULE	TEAM RPI	ADJ. RPI	CONF. RPI	ADJ CONF. RPI
<div> <div>DIV. I ONLY</div> <div>11- 20</div> <div>260</div> <div>4- 6</div> </div>				320	336	312	312	30	30
<div> <div>DIV. I NON-CONF.</div> <div>3- 10</div> <div>277</div> <div>0- 0</div> </div>				257	248	321	321	32	32
TOTALS		RPI 1-25	RPI 26-50	W-L RECORDS	RPI 51-100	RPI 101-150	RPI 150+		
11- 20	0- 0		0- 1	OVERALL	0- 1	0- 2	11- 16		
8- 8	0- 0		0- 0	HOME	0- 0	0- 0	8- 8		
2- 10	0- 0		0- 1	AWAY	0- 1	0- 1	2- 7		
1- 2	0- 0		0- 0	NEUTRAL	0- 0	0- 1	1- 1		
3- 10	0- 0		0- 1	NON-CONFERENCE	0- 1	0- 2	3- 6		
2- 5	0- 0		0- 0	HOME	0- 0	0- 0	2- 5		
0- 3	0- 0		0- 1	AWAY	0- 1	0- 1	0- 0		
1- 2	0- 0		0- 0	NEUTRAL	0- 0	0- 1	1- 1		
8- 10	0- 0		0- 0	CONFERENCE	0- 0	0- 0	8- 10		
6- 3	0- 0		0- 0	HOME	0- 0	0- 0	6- 3		
2- 7	0- 0		0- 0	AWAY	0- 0	0- 0	2- 7		
0- 0	0- 0		0- 0	NEUTRAL	0- 0	0- 0	0- 0		

RPI 1-25					
RPI	S	Opponent	Score		
29	A	West Virginia	42	91	
RPI 26-50					
RPI	S	Opponent	Score		
85	A	Bucknell	62	72	
RPI 51-100					
RPI	S	Opponent	Score		
120	N	Iona	54	77	
137	A	North Carolina	46	64	
164	N	Yale	58	77	
199	A	Sacred Heart	61	72	
199	H	Sacred Heart	65	80	
202	A	Robert Morris	83	68	
202	H	Robert Morris	60	52	
213	H	Brown	48	63	
226	H	Siena	65	81	
231	A	Bryant	52	74	
231	H	Bryant	41	70	
235	H	Columbia	83	87	
242	N	Grand Canyon	74	68	
243	H	Manhattan	78	85	
256	H	Monmouth	81	75	
262	A	Saint Francis (PA)	67	87	
262	H	Saint Francis (PA)	73	72	
275	A	Central Conn. St.	59	71	
275	H	Central Conn. St.	75	78	
317	H	UMass Lowell	67	78	
319	A	Mt. St. Mary's	55	71	
319	H	Mt. St. Mary's	66	53	
326	A	LIU Brooklyn	62	65	
326	H	LIU Brooklyn	75	58	
336	A	St. Francis Brooklyn	78	88	
336	H	St. Francis Brooklyn	65	61	
Team's RPI: 312					
LAST 12 Division I GAMES:					
231	A	Bryant	52	74	
275	A	Central Conn. St.	59	71	
342	H	Wagner	75	67	
199	H	Sacred Heart	65	80	
319	A	Mt. St. Mary's	55	71	
202	H	Robert Morris	60	52	
336	A	St. Francis Brooklyn	78	88	
342	A	Wagner	73	57	
262	H	Saint Francis (PA)	73	72	
326	A	LIU Brooklyn	62	65	
326	H	LIU Brooklyn	75	58	
319	H	Mt. St. Mary's	66	53	

Non-Div I Games:

Fairleigh Dickinson

Loss, Non-Conf, S Site, H Home A Away N Neutral

F  
a  
i  
r  
l  
e  
i  
g  
h  
D  
i  
c  
k  
i  
n  
s  
o  
n

RPI S Opponent Score  
Fairleigh Dickinson

Through Games Of Feb. 29, 2016

RPI	S	Opponent	Score	
338	H	Saint Peter's	73	52
342	A	Wagner	73	57
342	H	Wagner	75	67

Fairleigh Dickinson

F  
a  
i  
r  
l  
e  
i  
g  
h  
D  
i  
c  
k  
i  
n  
s  
o  
n

Average RPI Win:	226	WON-LOST	WINNING	LAST 10	STRENGTH OF	OPP. STRENGTH	TEAM	ADJ.	CONF.	ADJ CONF.
Average RPI Loss:	115	RECORD	PCT. RANK	GAMES	SCHEDULE	OF SCHEDULE	RPI	RPI	RPI	RPI
DIV. I ONLY	12- 14	196	3- 7	106	174	178	178	12	12	
DIV. I NON-CONF.	7- 3	91	0- 0	46	317	67	67	11	11	
TOTALS	RPI 1-25	RPI 26-50	W-L RECORDS	RPI 51-100	RPI 101-150	RPI 150+				
12- 14	0- 2	0- 2	OVERALL	1- 3	2- 1	9- 6				
9- 6	0- 1	0- 1	HOME	0- 2	2- 1	7- 1				
2- 8	0- 1	0- 1	AWAY	1- 1	0- 0	1- 5				
1- 0	0- 0	0- 0	NEUTRAL	0- 0	0- 0	1- 0				
7- 3	0- 0	0- 1	NON-CONFERENCE	1- 1	2- 0	4- 1				
5- 1	0- 0	0- 0	HOME	0- 1	2- 0	3- 0				
1- 2	0- 0	0- 1	AWAY	1- 0	0- 0	0- 1				
1- 0	0- 0	0- 0	NEUTRAL	0- 0	0- 0	1- 0				
5- 11	0- 2	0- 1	CONFERENCE	0- 2	0- 1	5- 5				
4- 5	0- 1	0- 1	HOME	0- 1	0- 1	4- 1				
1- 6	0- 1	0- 0	AWAY	0- 1	0- 0	1- 4				
0- 0	0- 0	0- 0	NEUTRAL	0- 0	0- 0	0- 0				

RPI 1-25				RPI 26-50				RPI 51-100				RPI 101+ Team's RPI: 178			
RPI	S	Opponent	Score	RPI	S	Opponent	Score	RPI	S	Opponent	Score	RPI	S	Opponent	Score
22	A	UTEP	47 75	42	H	Western Ky.	62 81	57	H	South Dakota	53 76	125	H	Akron	91 77
22	H	UTEP	66 78	46	A	Kansas St.	53 102	60	H	Middle Tenn.	73 83	147	H	UAB	62 67
								61	A	FGCU	62 55	149	H	Milwaukee	71 67
								77	A	Charlotte	79 85	152	A	Southern Miss.	80 89
												154	A	Old Dominion	45 85
												155	H	Marshall	84 73
												168	A	Louisiana Tech	62 65
												171	A	Montana	69 83
												225	H	Rice	54 75
												236	H	North Texas	71 61
												253	N	Tennessee St.	69 64
												254	H	Bethune-Cookman	82 60
												263	A	UTSA	54 57
												263	H	UTSA	64 51
												276	H	Miami (OH)	68 65
												309	A	FIU	63 52
												309	H	FIU	87 82
												316	H	Delaware St.	83 55
LAST 12 Division I GAMES:															
309	A	FIU	63 52	60	H	Middle Tenn.	73 83								
236	H	North Texas	71 61	77	A	Charlotte	79 85								
225	H	Rice	54 75	154	A	Old Dominion	45 85								
22	A	UTEP	47 75	263	H	UTSA	64 51								
263	A	UTSA	54 57	22	H	UTEP	66 78								
147	H	UAB	62 67	168	A	Louisiana Tech	62 65								

Non-Div I Games: Keiser 74 52

Fla. Atlantic



Average RPI Win:	133	WON-LOST	WINNING	LAST 10	STRENGTH OF	OPP. STRENGTH	TEAM	ADJ.	CONF.	ADJ CONF.
Average RPI Loss:	36	RECORD	PCT. RANK	GAMES	SCHEDULE	OF SCHEDULE	RPI	RPI	RPI	RPI
DIV. I ONLY	22- 7	45	6- 4	52	27	18	18	2	2	
DIV. I NON-CONF.	12- 1	9	0- 0	139	101	17	17	2	2	
TOTALS	RPI 1-25	RPI 26-50	W-L RECORDS	RPI 51-100	RPI 101-150	RPI 150+				
22- 7	3- 1	3- 4	OVERALL	3- 2	4- 0	9- 0				
13- 2	3- 0	2- 2	HOME	2- 0	2- 0	4- 0				
7- 5	0- 1	1- 2	AWAY	0- 2	2- 0	4- 0				
2- 0	0- 0	0- 0	NEUTRAL	1- 0	0- 0	1- 0				
12- 1	1- 0	2- 0	NON-CONFERENCE	1- 1	0- 0	8- 0				
7- 0	1- 0	2- 0	HOME	0- 0	0- 0	4- 0				
3- 1	0- 0	0- 0	AWAY	0- 1	0- 0	3- 0				
2- 0	0- 0	0- 0	NEUTRAL	1- 0	0- 0	1- 0				
10- 6	2- 1	1- 4	CONFERENCE	2- 1	4- 0	1- 0				
6- 2	2- 0	0- 2	HOME	2- 0	2- 0	0- 0				
4- 4	0- 1	1- 2	AWAY	0- 1	2- 0	1- 0				
0- 0	0- 0	0- 0	NEUTRAL	0- 0	0- 0	0- 0				

RPI	S	Opponent	Score
4	A	South Carolina	71 86
12	H	Kentucky	85 79
13	H	Florida St.	82 72
17	H	Texas A&M	83 81

RPI	S	Opponent	Score
26	A	Georgia	63 74
26	H	Georgia	61 71
27	A	Tennessee	74 66
28	H	Mississippi St.	70 76
37	H	Arkansas St.	76 72
41	A	Missouri	64 79
48	H	North Carolina St.	79 72

RPI	S	Opponent	Score
62	N	Ball St.	85 79
64	A	Auburn	58 80
64	H	Auburn	56 49
66	A	Temple	91 97
79	H	Vanderbilt	79 67

RPI	S	Opponent	Score
119	A	LSU	82 56
119	H	LSU	53 45
134	A	Arkansas	71 66
143	H	Alabama	80 72
170	A	Ole Miss	85 65
177	A	Wisconsin	91 75
189	A	Colorado	83 61
197	A	South Ala.	72 60
202	H	Robert Morris	79 52
262	H	Saint Francis (PA)	122 65
271	N	UCF	93 79
289	H	Kennesaw St.	84 57
298	H	Savannah St.	99 34

## LAST 12 Division I GAMES:

64	H	Auburn	56 49	17	H	Texas A&M	83 81
119	A	LSU	82 56	12	H	Kentucky	85 79
26	A	Georgia	63 74	134	A	Arkansas	71 66
79	H	Vanderbilt	79 67	41	A	Missouri	64 79
64	A	Auburn	58 80	143	H	Alabama	80 72
4	A	South Carolina	71 86	119	H	LSU	53 45

Non-Div I Games:

Florida

Average RPI Win:	287	WON-LOST	WINNING	LAST 10	STRENGTH OF	OPP. STRENGTH	TEAM	ADJ.	CONF.	ADJ CONF.
Average RPI Loss:	232	RECORD	PCT. RANK	GAMES	SCHEDULE	OF SCHEDULE	RPI	RPI	RPI	RPI
DIV. I ONLY	13- 13	167	5- 4	348	316	293	293	32	32	
DIV. I NON-CONF.	4- 7	222	0- 0	345	136	319	319	30	30	
TOTALS	RPI 1-25	RPI 26-50	W-L RECORDS	RPI 51-100	RPI 101-150	RPI 150+				
13- 13	0- 0	0- 0	OVERALL	0- 1	0- 2	13- 10				
6- 5	0- 0	0- 0	HOME	0- 0	0- 1	6- 4				
5- 7	0- 0	0- 0	AWAY	0- 1	0- 1	5- 5				
2- 1	0- 0	0- 0	NEUTRAL	0- 0	0- 0	2- 1				
4- 7	0- 0	0- 0	NON-CONFERENCE	0- 1	0- 2	4- 4				
1- 2	0- 0	0- 0	HOME	0- 0	0- 1	1- 1				
1- 4	0- 0	0- 0	AWAY	0- 1	0- 1	1- 2				
2- 1	0- 0	0- 0	NEUTRAL	0- 0	0- 0	2- 1				
9- 6	0- 0	0- 0	CONFERENCE	0- 0	0- 0	9- 6				
5- 3	0- 0	0- 0	HOME	0- 0	0- 0	5- 3				
4- 3	0- 0	0- 0	AWAY	0- 0	0- 0	4- 3				
0- 0	0- 0	0- 0	NEUTRAL	0- 0	0- 0	0- 0				

RPI 1-25			RPI 26-50			RPI 51-100			RPI 101+ Team's RPI: 293		
RPI	S	Opponent	Score	RPI	S	Opponent	Score	RPI	S	Opponent	Score
						55 A Southern California	45 88	110 H Mercer		50 54	
								137 A North Carolina		58 94	
								180 A Hampton		66 59	
								188 N UC Davis		61 58	
								215 A N.C. A&T		51 80	
								215 H N.C. A&T		66 70	
								246 H Morgan St.		62 67	
								248 A Clemson		77 68	
								254 A Bethune-Cookman		60 67	
								254 H Bethune-Cookman		53 48	
								255 H Coppin St.		79 73	
								271 A UCF		55 93	
								287 A UMES		47 61	
								289 H Kennesaw St.		69 67	
								298 H Savannah St.		59 38	
								303 N Western Caro.		53 69	
								307 H South Carolina St.		62 68	
								308 H Southeastern La.		57 62	
								309 A FIU		65 81	
								316 H Delaware St.		86 56	
								330 N New Orleans		71 60	
								332 A Howard		64 53	
								347 A Norfolk St.		83 67	
								348 A N.C. Central		69 54	
								348 H N.C. Central		55 45	
LAST 12 Division I GAMES:											
287 A	UMES	47 61	348 H	N.C. Central	55 45	332 A	Howard	64 53			
215 H	N.C. A&T	66 70	254 A	Bethune-Cookman	60 67	347 A	Norfolk St.	83 67			
254 H	Bethune-Cookman	53 48	332 A	Howard	64 53	348 A	N.C. Central	69 54			
348 A	N.C. Central	69 54	255 H	Coppin St.	79 73	348 H	N.C. Central	55 45			
215 A	N.C. A&T	51 80	246 H	Morgan St.	62 67						
316 H	Delaware St.	86 56	180 A	Hampton	66 59						

Non-Div I Games: Clark Atlanta 98 88 Fla. Memorial 66 62

Florida A&amp;M

Loss, Non-Conf, S Site, H Home A Away N Neutral

Average RPI Win: <b>139</b>	WON-LOST	WINNING	LAST 10	STRENGTH OF	OPP. STRENGTH	TEAM	ADJ.	CONF.	ADJ CONF.
Average RPI Loss: <b>10</b>	RECORD	PCT. RANK	GAMES	SCHEDULE	OF SCHEDULE	RPI	RPI	RPI	RPI
DIV. I ONLY	23- 6	30	8- 2	22	44	13	13	4	4
DIV. I NON-CONF.	10- 3	61	0- 0	34	100	26	26	5	5
TOTALS	RPI 1-25	RPI 26-50	W-L RECORDS	RPI 51-100	RPI 101-150	RPI 150+			
23- 6	0- 6	3- 0	OVERALL	5- 0	9- 0	6- 0			
15- 1	0- 1	1- 0	HOME	4- 0	7- 0	3- 0			
7- 4	0- 4	2- 0	AWAY	1- 0	2- 0	2- 0			
1- 1	0- 1	0- 0	NEUTRAL	0- 0	0- 0	1- 0			
10- 3	0- 3	0- 0	NON-CONFERENCE	3- 0	3- 0	4- 0			
8- 0	0- 0	0- 0	HOME	3- 0	3- 0	2- 0			
1- 2	0- 2	0- 0	AWAY	0- 0	0- 0	1- 0			
1- 1	0- 1	0- 0	NEUTRAL	0- 0	0- 0	1- 0			
13- 3	0- 3	3- 0	CONFERENCE	2- 0	6- 0	2- 0			
7- 1	0- 1	1- 0	HOME	1- 0	4- 0	1- 0			
6- 2	0- 2	2- 0	AWAY	1- 0	2- 0	1- 0			
0- 0	0- 0	0- 0	NEUTRAL	0- 0	0- 0	0- 0			

RPI	S	Opponent	Score	RPI	S	Opponent	Score	RPI	S	Opponent	Score	RPI	S	Opponent	Score
1	H	Notre Dame	66 73	33	A	Miami (FL)	69 58	51	A	Duke	69 53	101	H	Virginia	70 48
3	N	UConn	49 73	33	H	Miami (FL)	70 67	54	H	Rutgers	65 43	109	H	Virginia Tech	68 50
8	A	Arizona St.	56 68	48	A	North Carolina St.	56 52	66	H	Temple	75 47	110	H	Mercer	79 36
14	A	Louisville	69 79					70	H	Georgia Tech	75 69	115	H	Boston College	75 42
16	A	Syracuse	73 83					83	H	Tulane	78 72	130	A	Pittsburgh	66 55
18	A	Florida	72 82									132	A	Wake Forest	96 55
												137	H	North Carolina	94 63
												146	H	Jacksonville	77 60
												147	H	UAB	84 44
												228	N	Sam Houston St.	94 37
												248	A	Clemson	85 40
												248	H	Clemson	75 56
												268	H	Murray St.	101 59
												325	H	North Florida	80 28
												326	A	LIU Brooklyn	78 42
LAST 12 Division I GAMES:															
33	H	Miami (FL)	70 67	248	H	Clemson	75 56								
48	A	North Carolina St.	56 52	109	H	Virginia Tech	68 50								
1	H	Notre Dame	66 73	132	A	Wake Forest	96 55								
16	A	Syracuse	73 83	33	A	Miami (FL)	69 58								
137	H	North Carolina	94 63	101	H	Virginia	70 48								
51	A	Duke	69 53	130	A	Pittsburgh	66 55								

Non-Div I Games:

Florida St.

■ Loss, 
■ Non-Conf, S Site, 
■ Home 
■ Away 
N Neutral

RPI 1-25				RPI 26-50				RPI 51-100				RPI 101+ Team's RPI: 166			
RPI	S	Opponent	Score	RPI	S	Opponent	Score	RPI	S	Opponent	Score	RPI	S	Opponent	Score
16	N	Syracuse	54 76	30	A	St. Bonaventure	41 55	53	H	Saint Louis	49 51	127	A	Penn St.	59 75
23	A	Duquesne	40 55	30	H	St. Bonaventure	77 68	66	H	Temple	44 57	142	N	Texas Tech	48 62
				32	A	Princeton	44 55	71	A	Dayton	55 77	165	H	Delaware	48 55
				36	A	Seton Hall	54 66	79	H	Vanderbilt	40 53	174	A	Davidson	51 69
				38	H	George Washington	76 69	84	A	VCU	51 61	174	H	Davidson	51 40
								99	A	Saint Joseph's	51 61	183	H	George Mason	66 54
								99	H	Saint Joseph's	47 40	200	A	Richmond	48 52
												209	A	Massachusetts	60 55
												216	H	Rhode Island	50 42
												243	A	Manhattan	60 49
												275	H	Central Conn. St.	63 48
												277	H	La Salle	54 44
												315	H	A&M-Corpus Christi	67 49
												316	H	Delaware St.	74 58
												328	H	Lafayette	61 49
LAST 12 Division I GAMES:															
				71	A	Dayton	55 77	209	A	Massachusetts	60 55				
				30	H	St. Bonaventure	77 68	38	H	George Washington	76 69				
				53	H	Saint Louis	49 51	216	H	Rhode Island	50 42				
				200	A	Richmond	48 52	84	A	VCU	51 61				
				277	H	La Salle	54 44	174	A	Davidson	51 69				
				99	A	Saint Joseph's	51 61	99	H	Saint Joseph's	47 40				

Non-Div I Games:

Average RPI Win:	235	WON-LOST	WINNING	LAST 10	STRENGTH OF	OPP. STRENGTH	TEAM	ADJ.	CONF.	ADJ CONF.
Average RPI Loss:	106	RECORD	PCT. RANK	GAMES	SCHEDULE	OF SCHEDULE	RPI	RPI	RPI	RPI
DIV. I ONLY	16- 9	91	8- 2	206	165	128	128	19	19	
DIV. I NON-CONF.	2- 7	280	0- 0	18	51	172	172	20	20	
TOTALS	RPI 1-25	RPI 26-50	W-L RECORDS	RPI 51-100	RPI 101-150	RPI 150+				
16- 9	0- 0	0- 4	OVERALL	0- 2	0- 0	16- 3				
8- 4	0- 0	0- 2	HOME	0- 1	0- 0	8- 1				
7- 5	0- 0	0- 2	AWAY	0- 1	0- 0	7- 2				
1- 0	0- 0	0- 0	NEUTRAL	0- 0	0- 0	1- 0				
2- 7	0- 0	0- 4	NON-CONFERENCE	0- 2	0- 0	2- 1				
1- 3	0- 0	0- 2	HOME	0- 1	0- 0	1- 0				
0- 4	0- 0	0- 2	AWAY	0- 1	0- 0	0- 1				
1- 0	0- 0	0- 0	NEUTRAL	0- 0	0- 0	1- 0				
14- 2	0- 0	0- 0	CONFERENCE	0- 0	0- 0	14- 2				
7- 1	0- 0	0- 0	HOME	0- 0	0- 0	7- 1				
7- 1	0- 0	0- 0	AWAY	0- 0	0- 0	7- 1				
0- 0	0- 0	0- 0	NEUTRAL	0- 0	0- 0	0- 0				

RPI S	Opponent	Score	RPI S	Opponent	Score	RPI S	Opponent	Score	RPI S	Opponent	Score	Team's RPI: 128
31	H Washington	79 89	78	H San Diego	68 72	151	H Boise St.	62 57				
38	H George Washington	53 61	80	A Utah	63 78	159	N Northeastern	69 55				
49	A UC Riverside	68 86				181	A New Mexico	69 65				
50	A St. Mary's (CA)	81 83				181	H New Mexico	51 43				
						193	A Cal Poly	60 64				
						194	A San Jose St.	59 54				
						194	H San Jose St.	64 66				
						204	A UNLV	57 52				
						204	H UNLV	58 54				
						218	A Utah St.	67 61				
						219	H CSU Bakersfield	57 52				
						238	A Wyoming	49 42				
						238	H Wyoming	64 52				
						245	A San Diego St.	54 65				
						245	H San Diego St.	54 49				
						318	A Nevada	67 59				
						318	H Nevada	65 56				
						343	A Air Force	63 48				
						343	H Air Force	70 46				
LAST 12 Division I GAMES:												
181	H New Mexico	51 43	204	A UNLV	57 52							
343	A Air Force	63 48	194	H San Jose St.	64 66							
218	A Utah St.	67 61	238	A Wyoming	49 42							
238	H Wyoming	64 52	343	H Air Force	70 46							
318	H Nevada	65 56	245	H San Diego St.	54 49							
245	A San Diego St.	54 65	194	A San Jose St.	59 54							

Non-Div I Games: Fresno Pacific 78 33 Stanislaus St. 72 49

Fresno St.

■ Loss, 
 ■ Non-Conf, 
 ■ S Site, 
 ■ Home 
 ■ A Away 
 N Neutral

Average RPI Win: <b>273</b>	WON-LOST	WINNING	LAST 10	STRENGTH OF	OPP. STRENGTH	TEAM	ADJ.	CONF.	ADJ CONF.
Average RPI Loss: <b>128</b>	RECORD	PCT. RANK	GAMES	SCHEDULE	OF SCHEDULE	RPI	RPI	RPI	RPI
DIV. I ONLY	<b>12- 15</b>	<b>209</b>	<b>4- 6</b>	<b>248</b>	<b>212</b>	<b>220</b>	<b>220</b>	<b>17</b>	<b>17</b>
DIV. I NON-CONF.	<b>5- 8</b>	<b>209</b>	<b>0- 0</b>	<b>253</b>	<b>264</b>	<b>237</b>	<b>237</b>	<b>15</b>	<b>15</b>
TOTALS	RPI 1-25	RPI 26-50	W-L RECORDS	RPI 51-100	RPI 101-150	RPI 150+			
12- 15	0- 0	0- 3	OVERALL	0- 2	0- 6	12- 4			
7- 5	0- 0	0- 1	HOME	0- 1	0- 2	7- 1			
5- 10	0- 0	0- 0	AWAY	0- 1	0- 1	5- 0			
0- 0	0- 0	0- 0	NEUTRAL	0- 0	0- 0	0- 0			
5- 8	0- 0	0- 1	NON-CONFERENCE	0- 2	0- 2	5- 3			
3- 2	0- 0	0- 0	HOME	0- 1	0- 0	3- 1			
2- 6	0- 0	0- 1	AWAY	0- 1	0- 2	2- 2			
0- 0	0- 0	0- 0	NEUTRAL	0- 0	0- 0	0- 0			
7- 7	0- 0	0- 2	CONFERENCE	0- 0	0- 4	7- 1			
4- 3	0- 0	0- 1	HOME	0- 0	0- 2	4- 0			
3- 4	0- 0	0- 1	AWAY	0- 0	0- 2	3- 1			
0- 0	0- 0	0- 0	NEUTRAL	0- 0	0- 0	0- 0			

RPI 1-25				RPI 26-50				RPI 51-100				RPI 101+				Team's RPI: 220	
RPI	S	Opponent	Score	RPI	S	Opponent	Score	RPI	S	Opponent	Score	RPI	S	Opponent	Score		
				26	A	Georgia	39 77	84	A	VCU	45 67	108	A	Samford	63 77		
				44	A	Chattanooga	46 61	93	H	Elon	55 65	108	H	Samford	45 58		
				44	H	Chattanooga	50 56					109	A	Virginia Tech	30 59		
												110	A	Mercer	62 64		
												110	H	Mercer	50 61		
												136	A	UNC Asheville	71 84		
												158	A	ETSU	64 68		
												158	H	ETSU	81 77		
												174	H	Davidson	51 69		
												200	A	Richmond	69 62		
												208	A	USC Upstate	75 63		
												248	H	Clemson	70 49		
												261	A	Appalachian St.	78 92		
												302	A	Wofford	70 61		
												302	H	Wofford	70 64		
												303	A	Western Caro.	83 76		
												303	H	Western Caro.	71 56		
												307	H	South Carolina St.	59 46		
												310	A	UNCG	75 59		
												310	H	UNCG	85 71		
												327	H	Winthrop	71 52		
												348	A	N.C. Central	61 66		
LAST 12 Division I GAMES:																	
				110	A	Mercer	62 64	44	A	Chattanooga	46 61						
				108	A	Samford	63 77	110	H	Mercer	50 61						
				303	H	Western Caro.	71 56	108	H	Samford	45 58						
				310	H	UNCG	85 71	310	A	UNCG	75 59						
				302	H	Wofford	70 64	303	A	Western Caro.	83 76						
				158	A	ETSU	64 68	302	A	Wofford	70 61						

Non-Div I Games: Converse 89 52 North Greenville 69 39

Furman

Average RPI Win:	261	WON-LOST	WINNING	LAST 10	STRENGTH OF	OPP. STRENGTH	TEAM	ADJ.	CONF.	ADJ CONF.
Average RPI Loss:	170	RECORD	PCT. RANK	GAMES	SCHEDULE	OF SCHEDULE	RPI	RPI	RPI	RPI
DIV. I ONLY	7- 20	292	1- 9	197	257	290	290	16	16	
DIV. I NON-CONF.	3- 6	234	0- 0	220	347	268	268	14	14	
TOTALS	RPI 1-25	RPI 26-50	W-L RECORDS	RPI 51-100	RPI 101-150	RPI 150+				
7- 20	0- 0	0- 3	OVERALL	0- 0	0- 6	7- 11				
4- 10	0- 0	0- 1	HOME	0- 0	0- 3	4- 6				
3- 9	0- 0	0- 2	AWAY	0- 0	0- 3	3- 4				
0- 1	0- 0	0- 0	NEUTRAL	0- 0	0- 0	0- 1				
3- 6	0- 0	0- 1	NON-CONFERENCE	0- 0	0- 1	3- 4				
2- 2	0- 0	0- 0	HOME	0- 0	0- 0	2- 2				
1- 3	0- 0	0- 1	AWAY	0- 0	0- 1	1- 1				
0- 1	0- 0	0- 0	NEUTRAL	0- 0	0- 0	0- 1				
4- 14	0- 0	0- 2	CONFERENCE	0- 0	0- 5	4- 7				
2- 8	0- 0	0- 1	HOME	0- 0	0- 3	2- 4				
2- 6	0- 0	0- 1	AWAY	0- 0	0- 2	2- 3				
0- 0	0- 0	0- 0	NEUTRAL	0- 0	0- 0	0- 0				

RPI 1-25			RPI 26-50			RPI 51-100			RPI 101+ Team's RPI: 290		
RPI	S	Opponent	Score	RPI	S	Opponent	Score	RPI	S	Opponent	Score
				26	A	Georgia	28 75	110	A	Mercer	50 62
				37	A	Arkansas St.	54 77	121	A	Little Rock	36 69
				37	H	Arkansas St.	52 79	121	H	Little Rock	45 50
								133	H	La.-Lafayette	39 56
								144	A	UT Arlington	31 70
								144	H	UT Arlington	41 53
								167	A	Troy	68 84
								167	H	Troy	66 81
								192	A	Stetson	57 79
								197	A	South Ala.	45 48
								197	H	South Ala.	57 43
								202	H	Robert Morris	49 64
								214	A	Texas St.	56 61
								214	H	Texas St.	78 64
								254	N	Bethune-Cookman	49 65
								261	A	Appalachian St.	65 50
								261	H	Appalachian St.	62 68
								269	A	Georgia St.	61 50
								269	H	Georgia St.	60 61
								279	H	La.-Monroe	49 50
								294	H	Jacksonville St.	60 56
								297	H	Charleston So.	64 51
								298	A	Savannah St.	64 48
								334	H	Lipscomb	55 66
LAST 12 Division I GAMES:											
261	H	Appalachian St.	62 68	214	H	Texas St.	78 64				
269	H	Georgia St.	60 61	144	H	UT Arlington	41 53				
121	H	Little Rock	45 50	37	A	Arkansas St.	54 77				
37	H	Arkansas St.	52 79	121	A	Little Rock	36 69				
197	A	South Ala.	45 48	261	A	Appalachian St.	65 50				
167	A	Troy	68 84	269	A	Georgia St.	61 50				

Non-Div I Games:

Ga. Southern

■ Loss, 
■ Non-Conf, 
■ S Site, 
■ Home 
■ A Away 
N Neutral

Average RPI Win:	241	WON-LOST	WINNING	LAST 10	STRENGTH OF	OPP. STRENGTH	TEAM	ADJ.	CONF.	ADJ CONF.
Average RPI Loss:	205	RECORD	PCT. RANK	GAMES	SCHEDULE	OF SCHEDULE	RPI	RPI	RPI	RPI
DIV. I ONLY	17- 10	97	6- 4	305	274	186	186	28	28	
DIV. I NON-CONF.	4- 4	160	0- 0	334	115	280	280	29	29	
TOTALS	RPI 1-25	RPI 26-50	W-L RECORDS	RPI 51-100	RPI 101-150	RPI 150+				
17- 10	0- 0	0- 0	OVERALL	0- 0	4- 3	13- 7				
12- 2	0- 0	0- 0	HOME	0- 0	2- 0	10- 2				
5- 5	0- 0	0- 0	AWAY	0- 0	2- 1	3- 4				
0- 3	0- 0	0- 0	NEUTRAL	0- 0	0- 2	0- 1				
4- 4	0- 0	0- 0	NON-CONFERENCE	0- 0	1- 2	3- 2				
3- 1	0- 0	0- 0	HOME	0- 0	0- 0	3- 1				
1- 0	0- 0	0- 0	AWAY	0- 0	1- 0	0- 0				
0- 3	0- 0	0- 0	NEUTRAL	0- 0	0- 2	0- 1				
13- 6	0- 0	0- 0	CONFERENCE	0- 0	3- 1	10- 5				
9- 1	0- 0	0- 0	HOME	0- 0	2- 0	7- 1				
4- 5	0- 0	0- 0	AWAY	0- 0	1- 1	3- 4				
0- 0	0- 0	0- 0	NEUTRAL	0- 0	0- 0	0- 0				

RPI 1-25			RPI 26-50			RPI 51-100			RPI 101+ Team's RPI: 186		
RPI	S	Opponent	Score	RPI	S	Opponent	Score	RPI	S	Opponent	Score
								116	A	Liberty	51 73
								116	H	Liberty	61 57
								124	N	Arizona	60 79
								136	A	UNC Asheville	58 56
								136	H	UNC Asheville	57 51
								137	A	North Carolina	66 65
								138	N	Western Mich.	44 71
								162	H	Pacific	77 84
								191	N	SMU	61 69
								201	A	Radford	51 54
								201	H	Radford	54 50
								223	A	Presbyterian	53 60
								223	H	Presbyterian	51 40
								247	A	High Point	79 72
								247	H	High Point	82 70
								270	A	Campbell	70 35
								270	H	Campbell	68 56
								272	A	Coastal Caro.	61 51
								272	H	Coastal Caro.	56 59
								289	H	Kennesaw St.	70 56
								297	A	Charleston So.	63 66
								297	H	Charleston So.	63 55
								302	H	Wofford	64 61
								310	H	UNCG	59 57
								321	H	Longwood	67 42
								327	A	Winthrop	62 81
LAST 12 Division I GAMES:											
272	A	Coastal Caro.	61 51	327	H	Winthrop	70 52				
136	H	UNC Asheville	57 51	270	H	Campbell	68 56				
297	A	Charleston So.	63 66	223	A	Presbyterian	53 60				
223	H	Presbyterian	51 40	116	A	Liberty	51 73				
247	A	High Point	79 72	201	H	Radford	54 50				
201	A	Radford	51 54	321	H	Longwood	67 42				

Non-Div I Games: Montreat 84 49 Bluefield Col. 64 51

Gardner-Webb

Loss, Non-Conf, S Site, H Home A Away N Neutral



RPI	S	Opponent	Score
327	H	Winthrop	70 52

G  
a  
r  
d  
n  
e  
r  
-  
W  
e  
b  
b

G  
a  
r  
d  
n  
e  
r  
-  
W  
e  
b  
b

Gardner-Webb

## George Mason

Through Games Of Feb. 29, 2016

Average RPI Win:	200	WON-LOST	WINNING	LAST 10	STRENGTH OF	OPP. STRENGTH	TEAM	ADJ.	CONF.	ADJ CONF.
Average RPI Loss:	100	RECORD	PCT. RANK	GAMES	SCHEDULE	OF SCHEDULE	RPI	RPI	RPI	RPI
DIV. I ONLY	11- 18	248	3- 7	104	90	183	183	7	7	
DIV. I NON-CONF.	5- 8	209	0- 0	255	109	240	240	8	8	
TOTALS	RPI 1-25	RPI 26-50	W-L RECORDS	RPI 51-100	RPI 101-150	RPI 150+				
11- 18	0- 1	0- 4	OVERALL	3- 6	0- 2	8- 5				
7- 5	0- 1	0- 1	HOME	2- 2	0- 0	5- 1				
2- 12	0- 0	0- 2	AWAY	1- 4	0- 2	1- 4				
2- 1	0- 0	0- 1	NEUTRAL	0- 0	0- 0	2- 0				
5- 8	0- 0	0- 1	NON-CONFERENCE	0- 3	0- 2	5- 2				
3- 1	0- 0	0- 0	HOME	0- 1	0- 0	3- 0				
0- 6	0- 0	0- 0	AWAY	0- 2	0- 2	0- 2				
2- 1	0- 0	0- 1	NEUTRAL	0- 0	0- 0	2- 0				
6- 10	0- 1	0- 3	CONFERENCE	3- 3	0- 0	3- 3				
4- 4	0- 1	0- 1	HOME	2- 1	0- 0	2- 1				
2- 6	0- 0	0- 2	AWAY	1- 2	0- 0	1- 2				
0- 0	0- 0	0- 0	NEUTRAL	0- 0	0- 0	0- 0				

RPI 1-25				RPI 26-50				RPI 51-100				RPI 101+				Team's RPI: 183
RPI	S	Opponent	Score	RPI	S	Opponent	Score	RPI	S	Opponent	Score	RPI	S	Opponent	Score	
23	H	Duquesne	56 72	30	A	St. Bonaventure	55 70	53	A	Saint Louis	73 63	109	A	Virginia Tech	63 80	
				38	A	George Washington	68 82	53	H	Saint Louis	50 61	124	A	Arizona	60 68	
				38	H	George Washington	66 73	64	A	Auburn	59 88	165	H	Delaware	90 83	
				42	N	Western Ky.	58 84	71	A	Dayton	58 81	166	A	Fordham	54 66	
								80	A	Utah	62 74	174	A	Davidson	63 68	
								84	A	VCU	34 65	182	N	Tulsa	64 63	
								84	H	VCU	70 54	200	H	Richmond	50 57	
								94	H	Georgetown	57 63	201	A	Radford	63 66	
								99	H	Saint Joseph's	55 41	204	A	UNLV	59 67	
												209	H	Massachusetts	64 59	
												216	A	Rhode Island	68 65	
												277	H	La Salle	79 70	
												278	N	Pepperdine	71 63	
												292	H	Towson	88 76	
												343	H	Air Force	69 52	
LAST 12 Division I GAMES:																
				38	H	George Washington	66 73					174	A	Davidson	63 68	
				84	A	VCU	34 65					209	H	Massachusetts	64 59	
				200	H	Richmond	50 57					53	H	Saint Louis	50 61	
				216	A	Rhode Island	68 65					38	A	George Washington	68 82	
				71	A	Dayton	58 81					84	H	VCU	70 54	
				99	H	Saint Joseph's	55 41					30	A	St. Bonaventure	55 70	

Non-Div I Games:

George Mason

■ Loss, 
 ■ Non-Conf, 
 ■ S Site, 
 ■ H Home 
 ■ A Away 
 N Neutral

Average RPI Win:	154	WON-LOST	WINNING	LAST 10	STRENGTH OF	OPP. STRENGTH	TEAM	ADJ.	CONF.	ADJ CONF.
Average RPI Loss:	76	RECORD	PCT. RANK	GAMES	SCHEDULE	OF SCHEDULE	RPI	RPI	RPI	RPI
DIV. I ONLY	23- 6	30	7- 3	85	81	38	38	7	7	
DIV. I NON-CONF.	10- 3	61	0- 0	78	72	45	45	8	8	
TOTALS	RPI 1-25	RPI 26-50	W-L RECORDS	RPI 51-100	RPI 101-150	RPI 150+				
23- 6	1- 1	1- 1	OVERALL	5- 2	3- 1	13- 1				
12- 2	0- 0	1- 0	HOME	2- 2	1- 0	8- 0				
9- 3	1- 1	0- 1	AWAY	2- 0	2- 0	4- 1				
2- 1	0- 0	0- 0	NEUTRAL	1- 0	0- 1	1- 0				
10- 3	0- 1	1- 0	NON-CONFERENCE	1- 1	3- 1	5- 0				
5- 1	0- 0	1- 0	HOME	0- 1	1- 0	3- 0				
3- 1	0- 1	0- 0	AWAY	0- 0	2- 0	1- 0				
2- 1	0- 0	0- 0	NEUTRAL	1- 0	0- 1	1- 0				
13- 3	1- 0	0- 1	CONFERENCE	4- 1	0- 0	8- 1				
7- 1	0- 0	0- 0	HOME	2- 1	0- 0	5- 0				
6- 2	1- 0	0- 1	AWAY	2- 0	0- 0	3- 1				
0- 0	0- 0	0- 0	NEUTRAL	0- 0	0- 0	0- 0				

RPI 1-25				RPI 26-50				Team's RPI: 38				RPI 51-100				RPI 101+			
RPI	S	Opponent	Score	RPI	S	Opponent	Score	RPI	S	Opponent	Score	RPI	S	Opponent	Score	RPI	S	Opponent	Score
7	A	Stanford	63 84	30	A	St. Bonaventure	67 69	53	H	Saint Louis	89 80	102	A	Memphis	68 62				
23	A	Duquesne	70 52	47	H	Villanova	78 70	61	H	FGCU	60 64	105	N	Wright St.	71 77				
								63	N	Iowa	81 77	120	H	Iona	70 65				
								71	A	Dayton	62 61	128	A	Fresno St.	61 53				
								71	H	Dayton	72 62	163	A	Illinois	70 57				
								84	H	VCU	68 79	166	A	Fordham	69 76				
								99	A	Saint Joseph's	70 45	174	A	Davidson	79 60				
												183	A	George Mason	73 66				
												183	H	George Mason	82 68				
												190	H	Grambling	85 58				
												200	A	Richmond	62 47				
												200	H	Richmond	55 53				
												205	H	Hartford	82 51				
												209	H	Massachusetts	67 50				
												216	H	Rhode Island	68 52				
												277	H	La Salle	83 59				
												281	H	American	78 48				
												286	N	Houston	82 78				
LAST 12 Division I GAMES:																			
183	A	George Mason	73 66	166	A	Fordham	69 76												
200	H	Richmond	55 53	53	H	Saint Louis	89 80												
84	H	VCU	68 79	174	A	Davidson	79 60												
30	A	St. Bonaventure	67 69	183	H	George Mason	82 68												
71	H	Dayton	72 62	209	H	Massachusetts	67 50												
200	A	Richmond	62 47	23	A	Duquesne	70 52												

Non-Div I Games:

George Washington

■ Loss, 
 ■ Non-Conf, 
 ■ S Site, 
 ■ Home 
 ■ A Away 
 N Neutral

## Georgetown

Through Games Of Feb. 29, 2016

Average RPI Win:	173	WON-LOST	WINNING	LAST 10	STRENGTH OF	OPP. STRENGTH	TEAM	ADJ.	CONF.	ADJ CONF.
Average RPI Loss:	80	RECORD	PCT. RANK	GAMES	SCHEDULE	OF SCHEDULE	RPI	RPI	RPI	RPI
DIV. I ONLY	16- 12	133	7- 3	90	82	94	94	6	6	
DIV. I NON-CONF.	7- 3	91	0- 0	159	224	72	72	6	6	
TOTALS	RPI 1-25	RPI 26-50	W-L RECORDS	RPI 51-100	RPI 101-150	RPI 150+				
16- 12	0- 2	2- 3	OVERALL	2- 3	3- 2	9- 2				
8- 4	0- 1	0- 2	HOME	1- 1	2- 0	5- 0				
6- 8	0- 1	2- 1	AWAY	0- 2	1- 2	3- 2				
2- 0	0- 0	0- 0	NEUTRAL	1- 0	0- 0	1- 0				
7- 3	0- 0	0- 1	NON-CONFERENCE	1- 0	1- 2	5- 0				
3- 0	0- 0	0- 0	HOME	0- 0	1- 0	2- 0				
2- 3	0- 0	0- 1	AWAY	0- 0	0- 2	2- 0				
2- 0	0- 0	0- 0	NEUTRAL	1- 0	0- 0	1- 0				
9- 9	0- 2	2- 2	CONFERENCE	1- 3	2- 0	4- 2				
5- 4	0- 1	0- 2	HOME	1- 1	1- 0	3- 0				
4- 5	0- 1	2- 0	AWAY	0- 2	1- 0	1- 2				
0- 0	0- 0	0- 0	NEUTRAL	0- 0	0- 0	0- 0				

RPI 1-25				RPI 26-50				RPI 51-100				Team's RPI: 94	RPI 101+			
RPI	S	Opponent	Score	RPI	S	Opponent	Score	RPI	S	Opponent	Score		RPI	S	Opponent	Score
19	A	DePaul	53 75	30	A	St. Bonaventure	54 69	56	A	St. John's (NY)	55 63		102	A	Memphis	53 57
19	H	DePaul	66 80	36	A	Seton Hall	73 65	56	H	St. John's (NY)	60 65		109	H	Virginia Tech	73 56
				36	H	Seton Hall	75 83	82	N	Quinnipiac	80 68		131	A	Creighton	57 44
				47	A	Villanova	57 51	96	A	Marquette	72 87		131	H	Creighton	69 57
				47	H	Villanova	60 63	96	H	Marquette	75 72		143	A	Alabama	66 78
													157	A	Xavier	54 59
													157	H	Xavier	63 51
													165	H	Delaware	61 50
													183	A	George Mason	63 57
													195	A	Butler	76 82
													195	H	Butler	49 35
													259	A	Providence	82 51
													259	H	Providence	63 53
													287	A	UMES	71 60
													292	H	Towson	82 46
													336	N	St. Francis Brooklyn	74 52
LAST 12 Division I GAMES:																
157	H	Xavier	63 51	96	H	Marquette	75 72									
195	H	Butler	49 35	131	A	Creighton	57 44									
47	H	Villanova	60 63	259	A	Providence	82 51									
56	A	St. John's (NY)	55 63	47	A	Villanova	57 51									
36	A	Seton Hall	73 65	36	H	Seton Hall	75 83									
19	H	DePaul	66 80	56	H	St. John's (NY)	60 65									

Non-Div I Games:

Georgetown

■ Loss, 
 ■ Non-Conf, 
 ■ S Site, 
 ■ H Home 
 ■ A Away 
 N Neutral

Average RPI Win:	133	WON-LOST	WINNING	LAST 10	STRENGTH OF	OPP. STRENGTH	TEAM	ADJ.	CONF.	ADJ CONF.
Average RPI Loss:	48	RECORD	PCT. RANK	GAMES	SCHEDULE	OF SCHEDULE	RPI	RPI	RPI	RPI
DIV. I ONLY	21- 8	58	8- 2	25	42	26	26	2	2	
DIV. I NON-CONF.	12- 1	9	1- 0	101	161	14	14	2	2	
TOTALS	RPI 1-25	RPI 26-50	W-L RECORDS	RPI 51-100	RPI 101-150	RPI 150+				
21- 8	3- 4	3- 2	OVERALL	3- 0	4- 2	8- 0				
14- 3	1- 1	2- 1	HOME	2- 0	2- 1	7- 0				
6- 5	1- 3	1- 1	AWAY	1- 0	2- 1	1- 0				
1- 0	1- 0	0- 0	NEUTRAL	0- 0	0- 0	0- 0				
12- 1	1- 1	1- 0	NON-CONFERENCE	1- 0	2- 0	7- 0				
9- 0	0- 0	1- 0	HOME	1- 0	1- 0	6- 0				
2- 1	0- 1	0- 0	AWAY	0- 0	1- 0	1- 0				
1- 0	1- 0	0- 0	NEUTRAL	0- 0	0- 0	0- 0				
9- 7	2- 3	2- 2	CONFERENCE	2- 0	2- 2	1- 0				
5- 3	1- 1	1- 1	HOME	1- 0	1- 1	1- 0				
4- 4	1- 2	1- 1	AWAY	1- 0	1- 1	0- 0				
0- 0	0- 0	0- 0	NEUTRAL	0- 0	0- 0	0- 0				

RPI S	Opponent	Score	RPI S	Opponent	Score	Team's RPI: 26	RPI S	Opponent	Score	RPI S	Opponent	Score
4	A South Carolina	51 61	27	A Tennessee	60 80		64	H Auburn	63 30	105	A Wright St.	63 57
12	H Kentucky	53 64	28	H Mississippi St.	47 43		70	H Georgia Tech	78 66	110	H Mercer	57 44
15	N BYU	66 58	36	H Seton Hall	70 52		79	A Vanderbilt	64 58	119	A LSU	58 47
17	A Texas A&M	62 73	41	A Missouri	65 50					119	H LSU	46 53
18	A Florida	71 61	41	H Missouri	48 54					134	H Arkansas	72 57
18	H Florida	74 63								143	A Alabama	50 64
21	A Michigan St.	45 66								170	H Ole Miss	70 56
										192	H Stetson	76 55
										220	H Furman	77 39
										221	H Cincinnati	60 42
										280	H Tennessee Tech	81 48
										289	H Kennesaw St.	89 34
										290	H Ga. Southern	75 28
										299	A CSUN	83 58
LAST 12 Division I GAMES:												
299	A CSUN	83 58	170	H Ole Miss	70 56							
27	A Tennessee	60 80	41	A Missouri	65 50							
134	H Arkansas	72 57	79	A Vanderbilt	64 58							
18	H Florida	74 63	64	H Auburn	63 30							
4	A South Carolina	51 61	119	H LSU	46 53							
119	A LSU	58 47	28	H Mississippi St.	47 43							

Non-Div I Games:

Georgia

■ Loss, 
 ■ Non-Conf, S Site, 
 ■ Home 
 ■ Away 
 N Neutral

Average RPI Win:	258	WON-LOST	WINNING	LAST 10	STRENGTH OF	OPP. STRENGTH	TEAM	ADJ.	CONF.	ADJ CONF.
Average RPI Loss:	170	RECORD	PCT. RANK	GAMES	SCHEDULE	OF SCHEDULE	RPI	RPI	RPI	RPI
DIV. I ONLY	10- 17	253	2- 8	265	237	269	269	16	16	
DIV. I NON-CONF.	5- 4	138	0- 0	306	344	232	232	14	14	
TOTALS	RPI 1-25	RPI 26-50	W-L RECORDS	RPI 51-100	RPI 101-150	RPI 150+				
10- 17	0- 0	0- 2	OVERALL	0- 1	1- 5	9- 9				
4- 10	0- 0	0- 1	HOME	0- 1	0- 3	4- 5				
5- 7	0- 0	0- 1	AWAY	0- 0	1- 2	4- 4				
1- 0	0- 0	0- 0	NEUTRAL	0- 0	0- 0	1- 0				
5- 4	0- 0	0- 0	NON-CONFERENCE	0- 1	0- 1	5- 2				
2- 2	0- 0	0- 0	HOME	0- 1	0- 0	2- 1				
2- 2	0- 0	0- 0	AWAY	0- 0	0- 1	2- 1				
1- 0	0- 0	0- 0	NEUTRAL	0- 0	0- 0	1- 0				
5- 13	0- 0	0- 2	CONFERENCE	0- 0	1- 4	4- 7				
2- 8	0- 0	0- 1	HOME	0- 0	0- 3	2- 4				
3- 5	0- 0	0- 1	AWAY	0- 0	1- 1	2- 3				
0- 0	0- 0	0- 0	NEUTRAL	0- 0	0- 0	0- 0				

RPI S	Opponent	Score	RPI S	Opponent	Score	RPI S	Opponent	Score	RPI S	Opponent	Score	Team's RPI: 269
			37 A	Arkansas St.	54 75	77 H	Charlotte	71 83	121 A	Little Rock	32 59	
			37 H	Arkansas St.	64 85				121 H	Little Rock	39 54	
									133 H	La.-Lafayette	57 77	
									143 A	Alabama	56 72	
									144 A	UT Arlington	68 63	
									144 H	UT Arlington	45 74	
									167 A	Troy	78 89	
									167 H	Troy	90 97	
									192 A	Stetson	80 72	
									197 A	South Ala.	45 83	
									197 H	South Ala.	52 60	
									214 A	Texas St.	71 80	
									214 H	Texas St.	73 62	
									254 N	Bethune-Cookman	68 61	
									261 A	Appalachian St.	80 75	
									261 H	Appalachian St.	69 72	
									279 H	La.-Monroe	65 52	
									280 A	Tennessee Tech	65 72	
									289 A	Kennesaw St.	66 62	
									290 A	Ga. Southern	61 60	
									290 H	Ga. Southern	50 61	
									305 H	Morehead St.	90 99	
									325 H	North Florida	76 63	
									332 H	Howard	65 58	
LAST 12 Division I GAMES:												
261 H	Appalachian St.	69 72	144 H	UT Arlington	45 74							
290 A	Ga. Southern	61 60	214 H	Texas St.	73 62							
37 H	Arkansas St.	64 85	121 A	Little Rock	32 59							
121 H	Little Rock	39 54	37 A	Arkansas St.	54 75							
167 A	Troy	78 89	261 A	Appalachian St.	80 75							
197 A	South Ala.	45 83	290 H	Ga. Southern	50 61							

Non-Div I Games:

Georgia St.

■ Loss, 
■ Non-Conf, 
■ S Site, 
■ H Home 
■ A Away 
N Neutral

Average RPI Win: 186		WON-LOST	WINNING	LAST 10	STRENGTH OF	OPP. STRENGTH	TEAM	ADJ.	CONF.	ADJ CONF.
Average RPI Loss: 36		RECORD	PCT. RANK	GAMES	SCHEDULE	OF SCHEDULE	RPI	RPI	RPI	RPI
DIV. I ONLY		18- 11	103	7- 3	53	72	70	70	4	4
DIV. I NON-CONF.		10- 3	61	0- 0	123	294	69	69	5	5
TOTALS		RPI 1-25	RPI 26-50		W-L RECORDS		RPI 51-100	RPI 101-150	RPI 150+	
18- 11	0- 5	0- 4		OVERALL		1- 0	8- 2	9- 0		
12- 4	0- 2	0- 1		HOME		0- 0	5- 1	7- 0		
5- 6	0- 3	0- 3		AWAY		1- 0	3- 0	1- 0		
1- 1	0- 0	0- 0		NEUTRAL		0- 0	0- 1	1- 0		
10- 3	0- 0	0- 2		NON-CONFERENCE		0- 0	3- 1	7- 0		
8- 0	0- 0	0- 0		HOME		0- 0	2- 0	6- 0		
1- 2	0- 0	0- 2		AWAY		0- 0	1- 0	0- 0		
1- 1	0- 0	0- 0		NEUTRAL		0- 0	0- 1	1- 0		
8- 8	0- 5	0- 2		CONFERENCE		1- 0	5- 1	2- 0		
4- 4	0- 2	0- 1		HOME		0- 0	3- 1	1- 0		
4- 4	0- 3	0- 1		AWAY		1- 0	2- 0	1- 0		
0- 0	0- 0	0- 0		NEUTRAL		0- 0	0- 0	0- 0		

RPI S	Opponent	Score	RPI S	Opponent	Score	RPI S	Opponent	Score	RPI S	Opponent	Score
1	A Notre Dame	76 85	26	A Georgia	66 78	51	A Duke	64 59	101	H Virginia	67 78
1	H Notre Dame	42 54	33	H Miami (FL)	55 58				107	N UNI	58 61
13	A Florida St.	69 75	40	A Indiana	60 69				108	H Samford	66 55
14	H Louisville	65 78	48	A North Carolina St.	57 65				109	A Virginia Tech	51 34
16	A Syracuse	52 71							114	A IUPUI	60 50
Team's RPI: 70											
LAST 12 Division I GAMES:											
132	H Wake Forest	66 51	109	A Virginia Tech	51 34	115	H Boston College	62 56	208	H USC Upstate	87 46
130	A Pittsburgh	66 60	115	H Boston College	62 56	247	N High Point	81 61	248	A Clemson	76 63
51	A Duke	64 59	1	H Notre Dame	42 54	248	H Clemson	77 48	260	H Alabama St.	80 54
248	H Clemson	77 48	101	H Virginia	67 78	273	H Prairie View	96 48	308	H Southeastern La.	102 49
33	H Miami (FL)	55 58	137	H North Carolina	80 73	336	H St. Francis Brooklyn	89 51			
16	A Syracuse	52 71									

Non-Div I Games:

Georgia Tech

■ Loss, 
 ■ Non-Conf, 
 ■ S Site, 
 ■ H Home 
 ■ A Away 
 N Neutral

## Gonzaga

Through Games Of Feb. 29, 2016

Average RPI Win: <b>194</b>	WON-LOST	WINNING	LAST 10	STRENGTH OF	OPP. STRENGTH	TEAM	ADJ.	CONF.	ADJ CONF.
Average RPI Loss: <b>74</b>	RECORD	PCT. RANK	GAMES	SCHEDULE	OF SCHEDULE	RPI	RPI	RPI	RPI
DIV. I ONLY	<b>18- 12</b>	<b>112</b>	<b>5- 5</b>	<b>98</b>	<b>89</b>	<b>104</b>	<b>104</b>	<b>8</b>	<b>8</b>
DIV. I NON-CONF.	<b>8- 4</b>	<b>99</b>	<b>0- 0</b>	<b>140</b>	<b>85</b>	<b>118</b>	<b>118</b>	<b>9</b>	<b>9</b>
TOTALS	RPI 1-25	RPI 26-50	W-L RECORDS	RPI 51-100	RPI 101-150	RPI 150+			
18- 12	1- 2	1- 2	OVERALL	3- 6	1- 1	12- 1			
13- 4	1- 1	1- 1	HOME	2- 2	1- 0	8- 0			
5- 7	0- 1	0- 1	AWAY	1- 4	0- 0	4- 1			
0- 1	0- 0	0- 0	NEUTRAL	0- 0	0- 1	0- 0			
8- 4	0- 1	1- 0	NON-CONFERENCE	1- 2	1- 1	5- 0			
6- 2	0- 1	1- 0	HOME	0- 1	1- 0	4- 0			
2- 1	0- 0	0- 0	AWAY	1- 1	0- 0	1- 0			
0- 1	0- 0	0- 0	NEUTRAL	0- 0	0- 1	0- 0			
10- 8	1- 1	0- 2	CONFERENCE	2- 4	0- 0	7- 1			
7- 2	1- 0	0- 1	HOME	2- 1	0- 0	4- 0			
3- 6	0- 1	0- 1	AWAY	0- 3	0- 0	3- 1			
0- 0	0- 0	0- 0	NEUTRAL	0- 0	0- 0	0- 0			

RPI 1-25				RPI 26-50				RPI 51-100				RPI 101+ Team's RPI: 104			
RPI	S	Opponent	Score	RPI	S	Opponent	Score	RPI	S	Opponent	Score	RPI	S	Opponent	Score
7	H	Stanford	48 <b>65</b>	29	H	West Virginia	62 57	55	H	Southern California	56 <b>60</b>	137	N	North Carolina	62 <b>67</b>
15	A	BYU	54 <b>58</b>	50	A	St. Mary's (CA)	47 <b>66</b>	67	A	Santa Clara	64 <b>71</b>	141	H	Montana St.	65 52
15	H	BYU	73 55	50	H	St. Mary's (CA)	68 <b>69</b>	67	H	Santa Clara	53 44	162	A	Pacific	83 <b>84</b>
								71	A	Dayton	57 47	162	H	Pacific	68 61
								78	A	San Diego	54 <b>63</b>	179	H	Eastern Wash.	78 56
								78	H	San Diego	57 <b>58</b>	238	H	Wyoming	61 57
								87	A	Washington St.	48 <b>55</b>	240	A	Loyola Marymount	66 59
								98	A	San Francisco	52 <b>71</b>	240	H	Loyola Marymount	83 68
								98	H	San Francisco	68 47	242	H	Grand Canyon	70 44
												278	A	Pepperdine	74 57
												278	H	Pepperdine	56 39
												284	A	Portland	71 63
												284	H	Portland	86 51
												306	A	Colgate	80 50
												343	H	Air Force	88 35
LAST 12 Division I GAMES:															
15	H	BYU	73 55	240	H	Loyola Marymount	83 68								
78	H	San Diego	57 <b>58</b>	98	A	San Francisco	52 <b>71</b>								
162	A	Pacific	83 <b>84</b>	67	A	Santa Clara	64 <b>71</b>								
50	A	St. Mary's (CA)	47 <b>66</b>	162	H	Pacific	68 61								
284	H	Portland	86 51	50	H	St. Mary's (CA)	68 <b>69</b>								
278	H	Pepperdine	56 39	78	A	San Diego	54 <b>63</b>								

Non-Div I Games:

Gonzaga

■ Loss, 
 ■ Non-Conf, 
 ■ S Site, 
 ■ H Home 
 ■ A Away 
 N Neutral



Average RPI Win:	296	WON-LOST	WINNING	LAST 10	STRENGTH OF	OPP. STRENGTH	TEAM	ADJ.	CONF.	ADJ CONF.
Average RPI Loss:	159	RECORD	PCT. RANK	GAMES	SCHEDULE	OF SCHEDULE	RPI	RPI	RPI	RPI
DIV. I ONLY	13- 12	157	8- 2	260	333	190	190	31	31	
DIV. I NON-CONF.	1- 8	320	0- 0	49	74	208	208	31	31	
TOTALS	RPI 1-25	RPI 26-50	W-L RECORDS	RPI 51-100	RPI 101-150	RPI 150+				
13- 12	0- 1	0- 2	OVERALL	0- 0	0- 3	13- 6				
7- 2	0- 0	0- 0	HOME	0- 0	0- 0	7- 2				
6- 10	0- 0	0- 0	AWAY	0- 0	0- 2	6- 2				
0- 0	0- 0	0- 0	NEUTRAL	0- 0	0- 0	0- 0				
1- 8	0- 1	0- 2	NON-CONFERENCE	0- 0	0- 3	1- 2				
0- 0	0- 0	0- 0	HOME	0- 0	0- 0	0- 0				
1- 8	0- 1	0- 2	AWAY	0- 0	0- 3	1- 2				
0- 0	0- 0	0- 0	NEUTRAL	0- 0	0- 0	0- 0				
12- 4	0- 0	0- 0	CONFERENCE	0- 0	0- 0	12- 4				
7- 2	0- 0	0- 0	HOME	0- 0	0- 0	7- 2				
5- 2	0- 0	0- 0	AWAY	0- 0	0- 0	5- 2				
0- 0	0- 0	0- 0	NEUTRAL	0- 0	0- 0	0- 0				

RPI 1-25				RPI 26-50				RPI 51-100				RPI 101+ Team's RPI: 190			
RPI	S	Opponent	Score	RPI	S	Opponent	Score	RPI	S	Opponent	Score	RPI	S	Opponent	Score
2	A	Baylor	42 96	28	A	Mississippi St.	43 107					122	A	Northwestern St.	62 71
				38	A	George Washington	58 85					142	A	Texas Tech	55 70
												143	A	Alabama	57 72
												175	A	Southern U.	68 80
												175	H	Southern U.	65 52
												182	A	Tulsa	51 79
												198	A	William & Mary	55 74
												249	A	Texas Southern	49 46
												249	H	Texas Southern	50 62
												260	H	Alabama St.	89 69
												273	A	Prairie View	51 44
												273	H	Prairie View	69 66
												301	A	Alcorn	85 76
												301	H	Alcorn	66 70
												311	A	Nicholls St.	69 65
												313	A	Jackson St.	79 58
												313	H	Jackson St.	75 61
												331	A	Ark.-Pine Bluff	68 83
												331	H	Ark.-Pine Bluff	67 49
												346	H	Alabama A&M	75 56
												349	A	Mississippi Val.	65 52
												349	H	Mississippi Val.	79 55
LAST 12 Division I GAMES:															
				349	H	Mississippi Val.	79 55					175	H	Southern U.	65 52
				331	H	Ark.-Pine Bluff	67 49					349	A	Mississippi Val.	65 52
				313	H	Jackson St.	75 61					331	A	Ark.-Pine Bluff	68 83
				249	A	Texas Southern	49 46					313	A	Jackson St.	79 58
				273	A	Prairie View	51 44					249	H	Texas Southern	50 62
				301	H	Alcorn	66 70					273	H	Prairie View	69 66

Non-Div I Games: Southern-N.O. 73 61 LSU-Alexandria 106 50

Grambling

Loss, Non-Conf, S Site, H Home A Away N Neutral

## Grand Canyon

Through Games Of Feb. 29, 2016

Average RPI Win:	272	WON-LOST	WINNING	LAST 10	STRENGTH OF	OPP. STRENGTH	TEAM	ADJ.	CONF.	ADJ CONF.
Average RPI Loss:	148	RECORD	PCT. RANK	GAMES	SCHEDULE	OF SCHEDULE	RPI	RPI	RPI	RPI
DIV. I ONLY	12- 14	196	6- 4	274	255	242	242	27	27	
DIV. I NON-CONF.	5- 8	209	0- 0	227	196	233	233	25	25	
TOTALS	RPI 1-25	RPI 26-50	W-L RECORDS	RPI 51-100	RPI 101-150	RPI 150+				
12- 14	0- 0	0- 2	OVERALL	0- 4	1- 2	11- 6				
4- 7	0- 0	0- 1	HOME	0- 1	1- 1	3- 4				
8- 3	0- 0	0- 0	AWAY	0- 0	0- 0	8- 0				
0- 4	0- 0	0- 1	NEUTRAL	0- 2	0- 0	0- 1				
5- 8	0- 0	0- 2	NON-CONFERENCE	0- 2	1- 2	4- 2				
2- 3	0- 0	0- 1	HOME	0- 0	1- 1	1- 1				
3- 1	0- 0	0- 0	AWAY	0- 0	0- 1	3- 0				
0- 4	0- 0	0- 1	NEUTRAL	0- 2	0- 0	0- 1				
7- 6	0- 0	0- 0	CONFERENCE	0- 2	0- 0	7- 4				
2- 4	0- 0	0- 0	HOME	0- 1	0- 0	2- 3				
5- 2	0- 0	0- 0	AWAY	0- 1	0- 0	5- 1				
0- 0	0- 0	0- 0	NEUTRAL	0- 0	0- 0	0- 0				

RPI S	Opponent	Score	RPI S	Opponent	Score	RPI S	Opponent	Score	RPI S	Opponent	Score	Team's RPI: 242
29 N	West Virginia	50 68	55 N	Southern California	44 75	104 A	Gonzaga	44 70				
49 H	UC Riverside	67 85	74 N	Abilene Christian	71 75	123 H	Hawaii	41 74				
			97 A	New Mexico St.	58 60	145 H	Oral Roberts	66 64				
			97 H	New Mexico St.	44 64	184 H	Northern Colo.	69 59				
						197 H	South Ala.	56 59				
						206 A	Utah Valley	61 53				
						211 A	UTRGV	28 52				
						211 H	UTRGV	66 68				
						219 A	CSU Bakersfield	61 51				
						219 H	CSU Bakersfield	67 76				
						265 A	Seattle	67 54				
						265 H	Seattle	60 53				
						295 A	UMKC	68 59				
						295 H	UMKC	57 63				
						312 N	Fairleigh Dickinson	68 74				
						324 A	North Dakota St.	76 67				
						340 A	UC Irvine	58 53				
						341 A	Chicago St.	65 60				
						341 H	Chicago St.	74 36				
						343 A	Air Force	73 39				
LAST 12 Division I GAMES:												
219 H	CSU Bakersfield	67 76	265 A	Seattle	67 54							
341 A	Chicago St.	65 60	219 A	CSU Bakersfield	61 51							
295 A	UMKC	68 59	295 H	UMKC	57 63							
265 H	Seattle	60 53	341 H	Chicago St.	74 36							
211 H	UTRGV	66 68	206 A	Utah Valley	61 53							
97 H	New Mexico St.	44 64	97 A	New Mexico St.	58 60							

Non-Div I Games: Western St. 77 40 San Diego Christian 60 40 Arizona Christian 87 54

Grand Canyon

Loss, Non-Conf, S Site, H Home A Away N Neutral



Average RPI Win:	273	WON-LOST	WINNING	LAST 10	STRENGTH OF	OPP. STRENGTH	TEAM	ADJ.	CONF.	ADJ CONF.
Average RPI Loss:	137	RECORD	PCT. RANK	GAMES	SCHEDULE	OF SCHEDULE	RPI	RPI	RPI	RPI
DIV. I ONLY	13- 15	191	7- 3	157	283	180	180	32	32	
DIV. I NON-CONF.	2- 11	306	0- 0	6	62	155	155	30	30	
TOTALS	RPI 1-25	RPI 26-50	W-L RECORDS	RPI 51-100	RPI 101-150	RPI 150+				
13- 15	0- 3	0- 2	OVERALL	0- 3	1- 1	12- 6				
6- 5	0- 0	0- 1	HOME	0- 1	0- 0	6- 3				
5- 10	0- 3	0- 1	AWAY	0- 2	0- 1	5- 3				
2- 0	0- 0	0- 0	NEUTRAL	0- 0	1- 0	1- 0				
2- 11	0- 3	0- 2	NON-CONFERENCE	0- 3	1- 1	1- 2				
0- 3	0- 0	0- 1	HOME	0- 1	0- 0	0- 1				
0- 8	0- 3	0- 1	AWAY	0- 2	0- 1	0- 1				
2- 0	0- 0	0- 0	NEUTRAL	0- 0	1- 0	1- 0				
11- 4	0- 0	0- 0	CONFERENCE	0- 0	0- 0	11- 4				
6- 2	0- 0	0- 0	HOME	0- 0	0- 0	6- 2				
5- 2	0- 0	0- 0	AWAY	0- 0	0- 0	5- 2				
0- 0	0- 0	0- 0	NEUTRAL	0- 0	0- 0	0- 0				

RPI 1-25				RPI 26-50				RPI 51-100				RPI 101+ Team's RPI: 180			
RPI	S	Opponent	Score	RPI	S	Opponent	Score	RPI	S	Opponent	Score	RPI	S	Opponent	Score
4	A	South Carolina	48 86	32	A	Princeton	55 79	72	A	Oregon	51 86	111	A	Iowa St.	59 95
6	A	Texas	52 79	39	H	James Madison	56 68	81	H	Drexel	36 57	132	N	Wake Forest	47 42
22	A	UTEP	54 78					87	A	Washington St.	61 68	192	A	Stetson	59 68
												207	H	Lehigh	56 63
												215	A	N.C. A&T	55 52
												216	N	Rhode Island	59 54
												246	A	Morgan St.	65 51
												246	H	Morgan St.	60 47
												254	H	Bethune-Cookman	60 45
												255	A	Coppin St.	64 68
												287	A	UMES	76 55
												293	H	Florida A&M	59 66
												298	H	Savannah St.	65 53
												307	H	South Carolina St.	63 50
												316	A	Delaware St.	63 54
												316	H	Delaware St.	81 89
												332	A	Howard	77 83
												332	H	Howard	77 48
												347	H	Norfolk St.	73 62
												348	A	N.C. Central	76 42
LAST 12 Division I GAMES:															
316	H	Delaware St.	81 89	287	A	UMES	76 55								
332	H	Howard	77 48	347	H	Norfolk St.	73 62								
316	A	Delaware St.	63 54	307	H	South Carolina St.	63 50								
255	A	Coppin St.	64 68	298	H	Savannah St.	65 53								
246	H	Morgan St.	60 47	348	A	N.C. Central	76 42								
332	A	Howard	77 83	215	A	N.C. A&T	55 52								

Non-Div I Games:

Hampton

■ Loss, 
 ■ Non-Conf, 
 ■ S Site, 
 ■ Home 
 ■ A Away 
 N Neutral

Average RPI Win: <b>255</b>	WON-LOST	WINNING	LAST 10	STRENGTH OF	OPP. STRENGTH	TEAM	ADJ.	CONF.	ADJ CONF.
Average RPI Loss: <b>127</b>	RECORD	PCT. RANK	GAMES	SCHEDULE	OF SCHEDULE	RPI	RPI	RPI	RPI
DIV. I ONLY	<b>11- 18</b>	<b>248</b>	<b>3- 7</b>	<b>131</b>	<b>200</b>	<b>205</b>	<b>205</b>	<b>15</b>	<b>15</b>
DIV. I NON-CONF.	<b>4- 9</b>	<b>245</b>	<b>0- 0</b>	<b>105</b>	<b>137</b>	<b>209</b>	<b>209</b>	<b>18</b>	<b>18</b>
TOTALS	RPI 1-25	RPI 26-50	W-L RECORDS	RPI 51-100	RPI 101-150	RPI 150+			
11- 18	0- 1	0- 1	OVERALL	0- 7	0- 1	11- 8			
7- 6	0- 1	0- 0	HOME	0- 2	0- 0	7- 3			
4- 12	0- 0	0- 1	AWAY	0- 5	0- 1	4- 5			
0- 0	0- 0	0- 0	NEUTRAL	0- 0	0- 0	0- 0			
4- 9	0- 1	0- 1	NON-CONFERENCE	0- 3	0- 1	4- 3			
3- 2	0- 1	0- 0	HOME	0- 0	0- 0	3- 1			
1- 7	0- 0	0- 1	AWAY	0- 3	0- 1	1- 2			
0- 0	0- 0	0- 0	NEUTRAL	0- 0	0- 0	0- 0			
7- 9	0- 0	0- 0	CONFERENCE	0- 4	0- 0	7- 5			
4- 4	0- 0	0- 0	HOME	0- 2	0- 0	4- 2			
3- 5	0- 0	0- 0	AWAY	0- 2	0- 0	3- 3			
0- 0	0- 0	0- 0	NEUTRAL	0- 0	0- 0	0- 0			

RPI 1-25				RPI 26-50				RPI 51-100				RPI 101+ Team's RPI: 205			
RPI	S	Opponent	Score	RPI	S	Opponent	Score	RPI	S	Opponent	Score	RPI	S	Opponent	Score
8	H	Arizona St.	29 60	38	A	George Washington	51 82	52	A	Albany (NY)	39 84	115	A	Boston College	28 62
								52	H	Albany (NY)	41 78	156	H	Cornell	53 50
								61	A	FGCU	44 64	160	A	Stony Brook	35 58
								68	A	Michigan	47 83	160	H	Stony Brook	42 45
								69	A	Maine	43 61	176	A	UMBC	51 58
								69	H	Maine	44 50	176	H	UMBC	65 57
								82	A	Quinnipiac	69 71	199	A	Sacred Heart	68 67
												209	A	Massachusetts	57 63
												229	H	Dartmouth	36 43
												233	A	Binghamton	41 39
												233	H	Binghamton	47 53
												239	A	New Hampshire	42 53
												239	H	New Hampshire	48 44
												259	A	Providence	50 69
												275	H	Central Conn. St.	49 41
												282	A	Vermont	51 47
												282	H	Vermont	52 50
												317	A	UMass Lowell	75 70
												317	H	UMass Lowell	72 59
												328	H	Lafayette	55 50
LAST 12 Division I GAMES:															
				52	A	Albany (NY)	39 84	160	H	Stony Brook	42 45				
				69	H	Maine	44 50	317	A	UMass Lowell	75 70				
				239	A	New Hampshire	42 53	52	H	Albany (NY)	41 78				
				176	A	UMBC	51 58	69	A	Maine	43 61				
				282	H	Vermont	52 50	239	H	New Hampshire	48 44				
				233	A	Binghamton	41 39	176	H	UMBC	65 57				

Non-Div I Games:

Hartford

■ Loss, 
 ■ Non-Conf, S Site, 
 ■ Home 
 ■ Away 
 N Neutral

Average RPI Win: <b>197</b>	WON-LOST	WINNING	LAST 10	STRENGTH OF	OPP. STRENGTH	TEAM	ADJ.	CONF.	ADJ CONF.
Average RPI Loss: <b>104</b>	RECORD	PCT. RANK	GAMES	SCHEDULE	OF SCHEDULE	RPI	RPI	RPI	RPI
DIV. I ONLY	<b>14- 11</b>	<b>139</b>	<b>8- 2</b>	<b>75</b>	<b>155</b>	<b>100</b>	<b>100</b>	<b>10</b>	<b>10</b>
DIV. I NON-CONF.	<b>5- 8</b>	<b>209</b>	<b>0- 0</b>	<b>85</b>	<b>152</b>	<b>150</b>	<b>150</b>	<b>12</b>	<b>12</b>
TOTALS	RPI 1-25	RPI 26-50	W-L RECORDS	RPI 51-100	RPI 101-150	RPI 150+			
14- 11	0- 1	0- 3	OVERALL	0- 3	2- 0	12- 4			
6- 5	0- 0	0- 2	HOME	0- 2	0- 0	6- 1			
7- 6	0- 1	0- 1	AWAY	0- 1	1- 0	6- 3			
1- 0	0- 0	0- 0	NEUTRAL	0- 0	1- 0	0- 0			
5- 8	0- 1	0- 1	NON-CONFERENCE	0- 3	2- 0	3- 3			
2- 2	0- 0	0- 0	HOME	0- 2	0- 0	2- 0			
2- 6	0- 1	0- 1	AWAY	0- 1	1- 0	1- 3			
1- 0	0- 0	0- 0	NEUTRAL	0- 0	1- 0	0- 0			
9- 3	0- 0	0- 2	CONFERENCE	0- 0	0- 0	9- 1			
4- 3	0- 0	0- 2	HOME	0- 0	0- 0	4- 1			
5- 0	0- 0	0- 0	AWAY	0- 0	0- 0	5- 0			
0- 0	0- 0	0- 0	NEUTRAL	0- 0	0- 0	0- 0			

RPI 1-25				RPI 26-50				RPI 51-100				Team's RPI: 100		RPI 101+			
RPI	S	Opponent	Score	RPI	S	Opponent	Score	RPI	S	Opponent	Score			RPI	S	Opponent	Score
25	A	South Fla.	59 86	32	H	Princeton	83 92	61	A	FGCU	65 74			103	N	Toledo	76 70
				34	H	Penn	48 68	69	H	Maine	53 64			108	A	Samford	60 54
				44	A	Chattanooga	58 62	86	H	Eastern Mich.	81 85			156	A	Cornell	65 56
														156	H	Cornell	68 63
														160	A	Stony Brook	63 64
														164	A	Yale	72 69
														164	H	Yale	65 63
														187	A	Fairfield	50 67
														209	H	Massachusetts	67 65
														213	A	Brown	87 79
														213	H	Brown	92 79
														216	A	Rhode Island	52 56
														225	A	Rice	67 61
														229	A	Dartmouth	56 43
														229	H	Dartmouth	64 70
														235	A	Columbia	69 66
														235	H	Columbia	84 54
														344	H	Boston U.	73 55
LAST 12 Division I GAMES:																	
				213	H	Brown	92 79					32	H	Princeton	83 92		
				164	H	Yale	65 63					34	H	Penn	48 68		
				156	H	Cornell	68 63					235	A	Columbia	69 66		
				235	H	Columbia	84 54					156	A	Cornell	65 56		
				164	A	Yale	72 69					229	H	Dartmouth	64 70		
				213	A	Brown	87 79					229	A	Dartmouth	56 43		

Non-Div I Games:

Harvard

Average RPI Win:	244	WON-LOST	WINNING	LAST 10	STRENGTH OF	OPP. STRENGTH	TEAM	ADJ.	CONF.	ADJ CONF.
Average RPI Loss:	75	RECORD	PCT. RANK	GAMES	SCHEDULE	OF SCHEDULE	RPI	RPI	RPI	RPI
DIV. I ONLY	17- 10	97	8- 2	173	163	123	123	23	23	
DIV. I NON-CONF.	7- 6	156	0- 0	81	14	113	113	21	21	
TOTALS	RPI 1-25	RPI 26-50	W-L RECORDS	RPI 51-100	RPI 101-150	RPI 150+				
17- 10	0- 4	0- 3	OVERALL	0- 1	2- 0	15- 2				
7- 5	0- 2	0- 2	HOME	0- 1	1- 0	6- 0				
10- 3	0- 0	0- 1	AWAY	0- 0	1- 0	9- 2				
0- 2	0- 2	0- 0	NEUTRAL	0- 0	0- 0	0- 0				
7- 6	0- 4	0- 1	NON-CONFERENCE	0- 1	0- 0	7- 0				
2- 4	0- 2	0- 1	HOME	0- 1	0- 0	2- 0				
5- 0	0- 0	0- 0	AWAY	0- 0	0- 0	5- 0				
0- 2	0- 2	0- 0	NEUTRAL	0- 0	0- 0	0- 0				
10- 4	0- 0	0- 2	CONFERENCE	0- 0	2- 0	8- 2				
5- 1	0- 0	0- 1	HOME	0- 0	1- 0	4- 0				
5- 3	0- 0	0- 1	AWAY	0- 0	1- 0	4- 2				
0- 0	0- 0	0- 0	NEUTRAL	0- 0	0- 0	0- 0				

RPI 1-25				RPI 26-50				RPI 51-100				RPI 101+ Team's RPI: 123			
RPI	S	Opponent	Score	RPI	S	Opponent	Score	RPI	S	Opponent	Score	RPI	S	Opponent	Score
4	H	South Carolina	51 67	34	H	Penn	54 64	87	H	Washington St.	52 62	135	A	Long Beach St.	67 55
8	H	Arizona St.	49 75	49	A	UC Riverside	77 81					135	H	Long Beach St.	60 42
15	N	BYU	56 67	49	H	UC Riverside	74 77					172	A	Sacramento St.	74 72
17	N	Texas A&M	41 82									188	A	UC Davis	58 60
												188	H	UC Davis	70 50
												193	A	Cal Poly	64 58
												194	A	San Jose St.	76 73
												219	A	CSU Bakersfield	65 55
												219	H	CSU Bakersfield	74 60
												240	H	Loyola Marymount	65 51
												242	A	Grand Canyon	74 41
												267	A	UC Santa Barbara	63 62
												291	A	Northern Ariz.	61 52
												299	A	CSUN	60 63
												299	H	CSUN	77 50
												337	A	Cal St. Fullerton	70 50
												337	H	Cal St. Fullerton	62 53
												340	A	UC Irvine	83 65
												340	H	UC Irvine	59 35
LAST 12 Division I GAMES:															
				49	A	UC Riverside	77 81	340	H	UC Irvine	59 35				
				337	A	Cal St. Fullerton	70 50	337	H	Cal St. Fullerton	62 53				
				188	H	UC Davis	70 50	299	A	CSUN	60 63				
				135	H	Long Beach St.	60 42	340	A	UC Irvine	83 65				
				267	A	UC Santa Barbara	63 62	49	H	UC Riverside	74 77				
				193	A	Cal Poly	64 58	299	H	CSUN	77 50				

Non-Div I Games:

Hawaii

■ Loss, 
 ■ Non-Conf, S Site, 
 ■ Home 
 ■ Away 
 N Neutral

Average RPI Win:	276	WON-LOST	WINNING	LAST 10	STRENGTH OF	OPP. STRENGTH	TEAM	ADJ.	CONF.	ADJ CONF.
Average RPI Loss:	154	RECORD	PCT. RANK	GAMES	SCHEDULE	OF SCHEDULE	RPI	RPI	RPI	RPI
DIV. I ONLY	10- 16	242	5- 5	215	247	247	247	28	28	
DIV. I NON-CONF.	0- 8	338	0- 0	82	32	288	288	29	29	
TOTALS	RPI 1-25	RPI 26-50	W-L RECORDS	RPI 51-100	RPI 101-150	RPI 150+				
10- 16	0- 1	0- 1	OVERALL	0- 3	0- 4	10- 7				
5- 6	0- 0	0- 0	HOME	0- 1	0- 2	5- 3				
5- 8	0- 1	0- 1	AWAY	0- 1	0- 1	5- 4				
0- 2	0- 0	0- 0	NEUTRAL	0- 1	0- 1	0- 0				
0- 8	0- 1	0- 1	NON-CONFERENCE	0- 3	0- 1	0- 2				
0- 2	0- 0	0- 0	HOME	0- 1	0- 0	0- 1				
0- 4	0- 1	0- 1	AWAY	0- 1	0- 0	0- 1				
0- 2	0- 0	0- 0	NEUTRAL	0- 1	0- 1	0- 0				
10- 8	0- 0	0- 0	CONFERENCE	0- 0	0- 3	10- 5				
5- 4	0- 0	0- 0	HOME	0- 0	0- 2	5- 2				
5- 4	0- 0	0- 0	AWAY	0- 0	0- 1	5- 3				
0- 0	0- 0	0- 0	NEUTRAL	0- 0	0- 0	0- 0				

RPI 1-25				RPI 26-50				RPI 51-100				RPI 101+ Team's RPI: 247			
RPI	S	Opponent	Score	RPI	S	Opponent	Score	RPI	S	Opponent	Score	RPI	S	Opponent	Score
11	A	Maryland	50 105	48	A	North Carolina St.	48 89	70	N	Georgia Tech	61 81	116	A	Liberty	43 56
								84	H	VCU	39 69	116	H	Liberty	68 73
								93	A	Elon	69 80	136	H	UNC Asheville	81 82
												147	N	UAB	46 56
												174	H	Davidson	60 62
												186	A	Gardner-Webb	70 82
												186	H	Gardner-Webb	72 79
												201	A	Radford	56 54
												201	H	Radford	71 66
												223	A	Presbyterian	70 82
												223	H	Presbyterian	61 47
												270	A	Campbell	69 55
												272	A	Coastal Caro.	53 79
												272	H	Coastal Caro.	53 52
												297	A	Charleston So.	78 72
												297	H	Charleston So.	62 64
												310	A	UNCG	72 82
												321	A	Longwood	89 70
												321	H	Longwood	79 68
												327	A	Winthrop	74 67
												327	H	Winthrop	80 60
LAST 12 Division I GAMES:															
297	A	Charleston So.	78 72	223	H	Presbyterian	61 47								
116	H	Liberty	68 73	116	A	Liberty	43 56								
327	H	Winthrop	80 60	201	A	Radford	56 54								
321	A	Longwood	89 70	136	H	UNC Asheville	81 82								
186	H	Gardner-Webb	72 79	327	A	Winthrop	74 67								
272	A	Coastal Caro.	53 79	270	A	Campbell	69 55								

Non-Div I Games: Greensboro 82 49

High Point

■ Loss, 
 ■ Non-Conf, S Site, 
 ■ Home 
 ■ Away 
 N Neutral



Average RPI Win:	204	WON-LOST	WINNING	LAST 10	STRENGTH OF	OPP. STRENGTH	TEAM	ADJ.	CONF.	ADJ CONF.
Average RPI Loss:	91	RECORD	PCT. RANK	GAMES	SCHEDULE	OF SCHEDULE	RPI	RPI	RPI	RPI
DIV. I ONLY	21- 7	51	6- 4	170	132	75	75	13	13	
DIV. I NON-CONF.	9- 2	37	0- 0	197	171	60	60	10	10	
TOTALS	RPI 1-25	RPI 26-50	W-L RECORDS	RPI 51-100	RPI 101-150	RPI 150+				
21- 7	0- 1	0- 2	OVERALL	3- 2	1- 0	17- 2				
12- 1	0- 0	0- 1	HOME	3- 0	1- 0	8- 0				
8- 5	0- 0	0- 1	AWAY	0- 2	0- 0	8- 2				
1- 1	0- 1	0- 0	NEUTRAL	0- 0	0- 0	1- 0				
9- 2	0- 1	0- 0	NON-CONFERENCE	1- 0	1- 0	7- 1				
4- 0	0- 0	0- 0	HOME	1- 0	1- 0	2- 0				
4- 1	0- 0	0- 0	AWAY	0- 0	0- 0	4- 1				
1- 1	0- 1	0- 0	NEUTRAL	0- 0	0- 0	1- 0				
12- 5	0- 0	0- 2	CONFERENCE	2- 2	0- 0	10- 1				
8- 1	0- 0	0- 1	HOME	2- 0	0- 0	6- 0				
4- 4	0- 0	0- 1	AWAY	0- 2	0- 0	4- 1				
0- 0	0- 0	0- 0	NEUTRAL	0- 0	0- 0	0- 0				

RPI 1-25				RPI 26-50				RPI 51-100				Team's RPI: 75	RPI 101+			
RPI	S	Opponent	Score	RPI	S	Opponent	Score	RPI	S	Opponent	Score		RPI	S	Opponent	Score
9	N	Oregon St.	50 73	39	A	James Madison	42 57	81	A	Drexel	64 67		118	H	Buffalo	79 36
				39	H	James Madison	54 71	81	H	Drexel	61 54		159	H	Northeastern	75 50
								93	A	Elon	60 61		160	H	Stony Brook	71 66
								93	H	Elon	59 49		165	A	Delaware	47 54
								99	H	Saint Joseph's	75 62		165	H	Delaware	58 49
													169	A	Marist	71 67
													187	A	Fairfield	67 53
													198	A	William & Mary	61 53
													198	H	William & Mary	75 45
													209	A	Massachusetts	56 57
													222	H	Navy	65 63
													227	A	Col. of Charleston	62 58
													227	H	Col. of Charleston	66 54
													264	A	UNCW	68 64
													264	H	UNCW	62 38
													272	N	Coastal Caro.	82 40
													281	A	American	60 51
													292	A	Towson	74 56
													292	H	Towson	64 60
													316	A	Delaware St.	66 49
LAST 12 Division I GAMES:																
				227	H	Col. of Charleston	66 54					292	A	Towson	74 56	
				81	H	Drexel	61 54					39	H	James Madison	54 71	
				165	A	Delaware	47 54					93	H	Elon	59 49	
				264	H	UNCW	62 38					81	A	Drexel	64 67	
				39	A	James Madison	42 57					292	H	Towson	64 60	
				198	A	William & Mary	61 53					159	H	Northeastern	75 50	

Non-Div I Games:

Hofstra

■ Loss, 
■ Non-Conf, S Site, 
■ Home 
■ Away 
N Neutral

## Holy Cross

Through Games Of Feb. 29, 2016

Average RPI Win:	285	WON-LOST	WINNING	LAST 10	STRENGTH OF	OPP. STRENGTH	TEAM	ADJ.	CONF.	ADJ CONF.
Average RPI Loss:	156	RECORD	PCT. RANK	GAMES	SCHEDULE	OF SCHEDULE	RPI	RPI	RPI	RPI
DIV. I ONLY	13- 15	191	6- 4	286	253	250	250	25	25	
DIV. I NON-CONF.	3- 8	258	0- 0	296	150	314	314	27	27	
TOTALS	RPI 1-25	RPI 26-50	W-L RECORDS	RPI 51-100	RPI 101-150	RPI 150+				
13- 15	0- 0	0- 0	OVERALL	0- 5	0- 3	13- 7				
9- 5	0- 0	0- 0	HOME	0- 2	0- 0	9- 3				
4- 10	0- 0	0- 0	AWAY	0- 3	0- 3	4- 4				
0- 0	0- 0	0- 0	NEUTRAL	0- 0	0- 0	0- 0				
3- 8	0- 0	0- 0	NON-CONFERENCE	0- 1	0- 3	3- 4				
3- 2	0- 0	0- 0	HOME	0- 0	0- 0	3- 2				
0- 6	0- 0	0- 0	AWAY	0- 1	0- 3	0- 2				
0- 0	0- 0	0- 0	NEUTRAL	0- 0	0- 0	0- 0				
10- 7	0- 0	0- 0	CONFERENCE	0- 4	0- 0	10- 3				
6- 3	0- 0	0- 0	HOME	0- 2	0- 0	6- 1				
4- 4	0- 0	0- 0	AWAY	0- 2	0- 0	4- 2				
0- 0	0- 0	0- 0	NEUTRAL	0- 0	0- 0	0- 0				

RPI 1-25				RPI 26-50				RPI 51-100				RPI 101+				Team's RPI: 250	
RPI	S	Opponent	Score	RPI	S	Opponent	Score	RPI	S	Opponent	Score	RPI	S	Opponent	Score		
								65	A	Army West Point	58 77	115	A	Boston College	51 60		
								65	H	Army West Point	49 80	127	A	Penn St.	82 86		
								82	A	Quinnipiac	61 74	130	A	Pittsburgh	50 56		
								85	A	Bucknell	64 74	164	A	Yale	59 69		
								85	H	Bucknell	51 58	207	A	Lehigh	58 61		
												207	H	Lehigh	77 71		
												209	H	Massachusetts	60 74		
												222	A	Navy	49 50		
												222	H	Navy	57 49		
												229	H	Dartmouth	54 60		
												231	H	Bryant	65 64		
												241	H	Loyola Maryland	49 59		
												243	H	Manhattan	58 44		
												281	A	American	59 50		
												281	H	American	59 54		
												282	H	Vermont	77 63		
												306	A	Colgate	80 71		
												306	H	Colgate	70 61		
												317	A	UMass Lowell	67 75		
												328	A	Lafayette	57 54		
												328	H	Lafayette	66 49		
												344	A	Boston U.	60 41		
												344	H	Boston U.	74 50		
LAST 12 Division I GAMES:																	
				344	H	Boston U.	74 50					85	A	Bucknell	64 74		
				241	H	Loyola Maryland	49 59					306	H	Colgate	70 61		
				281	A	American	59 50					222	A	Navy	49 50		
				65	H	Army West Point	49 80					281	H	American	59 54		
				207	H	Lehigh	77 71					65	A	Army West Point	58 77		
				328	A	Lafayette	57 54					207	A	Lehigh	58 61		

Non-Div I Games:

Holy Cross

■ Loss, 
■ Non-Conf, 
■ S Site, 
■ H Home 
■ A Away 
N Neutral

Average RPI Win:	245	WON-LOST	WINNING	LAST 10	STRENGTH OF	OPP. STRENGTH	TEAM	ADJ.	CONF.	ADJ CONF.
Average RPI Loss:	135	RECORD	PCT. RANK	GAMES	SCHEDULE	OF SCHEDULE	RPI	RPI	RPI	RPI
DIV. I ONLY	6- 23	310	2- 8	191	111	286	286	9	9	
DIV. I NON-CONF.	4- 7	222	0- 0	178	289	218	218	7	7	
TOTALS	RPI 1-25	RPI 26-50	W-L RECORDS	RPI 51-100	RPI 101-150	RPI 150+				
6- 23	0- 2	0- 1	OVERALL	0- 5	1- 4	5- 11				
2- 11	0- 1	0- 0	HOME	0- 2	1- 2	1- 6				
4- 9	0- 1	0- 0	AWAY	0- 2	0- 1	4- 5				
0- 3	0- 0	0- 1	NEUTRAL	0- 1	0- 1	0- 0				
4- 7	0- 0	0- 1	NON-CONFERENCE	0- 1	1- 2	3- 3				
1- 3	0- 0	0- 0	HOME	0- 0	1- 1	0- 2				
3- 1	0- 0	0- 0	AWAY	0- 0	0- 0	3- 1				
0- 3	0- 0	0- 1	NEUTRAL	0- 1	0- 1	0- 0				
2- 16	0- 2	0- 0	CONFERENCE	0- 4	0- 2	2- 8				
1- 8	0- 1	0- 0	HOME	0- 2	0- 1	1- 4				
1- 8	0- 1	0- 0	AWAY	0- 2	0- 1	1- 4				
0- 0	0- 0	0- 0	NEUTRAL	0- 0	0- 0	0- 0				

RPI 1-25				RPI 26-50				RPI 51-100				RPI 101+				Team's RPI: 286	
RPI	S	Opponent	Score	RPI	S	Opponent	Score	RPI	S	Opponent	Score	RPI	S	Opponent	Score		
3	H	UConn	37 76	38	N	George Washington	78 82	63	N	Iowa	50 64	102	A	Memphis	57 74		
25	A	South Fla.	49 73					66	A	Temple	48 78	102	H	Memphis	64 77		
								66	H	Temple	66 75	105	N	Wright St.	61 75		
								83	A	Tulane	48 70	133	H	La.-Lafayette	52 51		
								83	H	Tulane	56 59	135	H	Long Beach St.	41 47		
												161	A	East Carolina	70 76		
												161	H	East Carolina	59 68		
												182	A	Tulsa	28 44		
												182	H	Tulsa	62 79		
												191	A	SMU	63 54		
												191	H	SMU	48 50		
												204	H	UNLV	60 63		
												211	H	UTRGV	45 55		
												221	A	Cincinnati	50 56		
												221	H	Cincinnati	61 67		
												225	A	Rice	62 59		
												227	A	Col. of Charleston	48 55		
												271	A	UCF	62 65		
												271	H	UCF	64 55		
												315	A	A&M-Corpus Christi	76 73		
												335	A	Incarinate Word	67 51		
LAST 12 Division I GAMES:																	
102	H	Memphis	64 77	83	H	Tulane	56 59										
191	A	SMU	63 54	271	H	UCF	64 55										
271	A	UCF	62 65	221	A	Cincinnati	50 56										
221	H	Cincinnati	61 67	25	A	South Fla.	49 73										
161	H	East Carolina	59 68	66	A	Temple	48 78										
182	A	Tulsa	28 44	182	H	Tulsa	62 79										

Non-Div I Games:

Houston

■ Loss, 
 ■ Non-Conf, 
 ■ S Site, 
 ■ Home 
 ■ A Away 
 N Neutral

## Houston Baptist

Through Games Of Feb. 29, 2016

Average RPI Win:	291	WON-LOST	WINNING	LAST 10	STRENGTH OF	OPP. STRENGTH	TEAM	ADJ.	CONF.	ADJ CONF.
Average RPI Loss:	163	RECORD	PCT. RANK	GAMES	SCHEDULE	OF SCHEDULE	RPI	RPI	RPI	RPI
DIV. I ONLY	9- 14	240	4- 6	225	297	244	244	26	26	
DIV. I NON-CONF.	2- 5	253	0- 0	137	308	222	222	26	26	
TOTALS	RPI 1-25	RPI 26-50	W-L RECORDS	RPI 51-100	RPI 101-150	RPI 150+				
9- 14	0- 1	0- 0	OVERALL	0- 2	0- 3	9- 8				
4- 5	0- 0	0- 0	HOME	0- 1	0- 1	4- 3				
4- 9	0- 1	0- 0	AWAY	0- 1	0- 2	4- 5				
1- 0	0- 0	0- 0	NEUTRAL	0- 0	0- 0	1- 0				
2- 5	0- 1	0- 0	NON-CONFERENCE	0- 0	0- 1	2- 3				
0- 2	0- 0	0- 0	HOME	0- 0	0- 1	0- 1				
1- 3	0- 1	0- 0	AWAY	0- 0	0- 0	1- 2				
1- 0	0- 0	0- 0	NEUTRAL	0- 0	0- 0	1- 0				
7- 9	0- 0	0- 0	CONFERENCE	0- 2	0- 2	7- 5				
4- 3	0- 0	0- 0	HOME	0- 1	0- 0	4- 2				
3- 6	0- 0	0- 0	AWAY	0- 1	0- 2	3- 3				
0- 0	0- 0	0- 0	NEUTRAL	0- 0	0- 0	0- 0				

RPI	S	Opponent	Score	RPI	S	Opponent	Score	RPI	S	Opponent	Score	RPI	S	Opponent	Score	Team's RPI: 244
22	A	UTEP	63 98					74	A	Abilene Christian	60 77	112	A	Central Ark.	44 45	
								74	H	Abilene Christian	55 76	122	A	Northwestern St.	44 55	
												144	H	UT Arlington	40 64	
												153	H	McNeese St.	64 71	
												181	A	New Mexico	57 65	
												203	A	Stephen F. Austin	54 66	
												203	H	Stephen F. Austin	50 64	
												214	H	Texas St.	66 71	
												228	A	Sam Houston St.	70 78	
												228	H	Sam Houston St.	67 63	
												249	A	Texas Southern	77 65	
												257	N	Omaha	64 51	
												263	A	UTSA	50 79	
												285	A	Lamar	70 77	
												285	H	Lamar	77 66	
												308	H	Southeastern La.	64 56	
												311	H	Nicholls St.	80 71	
												315	A	A&M-Corpus Christi	73 59	
												330	A	New Orleans	71 51	
												335	A	Incarinate Word	62 61	
LAST 12 Division I GAMES:																
203	A	Stephen F. Austin	54 66	315	A	A&M-Corpus Christi	73 59									
74	H	Abilene Christian	55 76	228	H	Sam Houston St.	67 63									
335	A	Incarinate Word	62 61	74	A	Abilene Christian	60 77									
228	A	Sam Houston St.	70 78	285	A	Lamar	70 77									
285	H	Lamar	77 66	330	A	New Orleans	71 51									
203	H	Stephen F. Austin	50 64	112	A	Central Ark.	44 45									

Non-Div I Games: Trinity (TX) 60 46 Huston-Tillotson 96 65 Paul Quinn 95 42

Houston Baptist

Loss, Non-Conf, S Site, H Home A Away N Neutral

Average RPI Win:	268	WON-LOST	WINNING	LAST 10	STRENGTH OF	OPP. STRENGTH	TEAM	ADJ.	CONF.	ADJ CONF.
Average RPI Loss:	221	RECORD	PCT. RANK	GAMES	SCHEDULE	OF SCHEDULE	RPI	RPI	RPI	RPI
DIV. I ONLY	6- 23	310	3- 7	326	311	332	332	32	32	
DIV. I NON-CONF.	2- 11	306	0- 0	215	182	291	291	30	30	
TOTALS	RPI 1-25	RPI 26-50	W-L RECORDS	RPI 51-100	RPI 101-150	RPI 150+				
6- 23	0- 2	0- 0	OVERALL	0- 0	0- 3	6- 18				
2- 10	0- 0	0- 0	HOME	0- 0	0- 0	2- 10				
4- 12	0- 1	0- 0	AWAY	0- 0	0- 2	4- 8				
0- 1	0- 0	0- 0	NEUTRAL	0- 0	0- 1	0- 0				
2- 11	0- 2	0- 0	NON-CONFERENCE	0- 0	0- 3	2- 6				
1- 3	0- 0	0- 0	HOME	0- 0	0- 0	1- 3				
1- 7	0- 2	0- 0	AWAY	0- 0	0- 2	1- 3				
0- 1	0- 0	0- 0	NEUTRAL	0- 0	0- 1	0- 0				
4- 12	0- 0	0- 0	CONFERENCE	0- 0	0- 0	4- 12				
1- 7	0- 0	0- 0	HOME	0- 0	0- 0	1- 7				
3- 5	0- 0	0- 0	AWAY	0- 0	0- 0	3- 5				
0- 0	0- 0	0- 0	NEUTRAL	0- 0	0- 0	0- 0				

RPI	S	Opponent	Score	RPI	S	Opponent	Score	RPI	S	Opponent	Score	RPI	S	Opponent	Score	Team's RPI: 332
16	A	Syracuse	48 97									110	N	Mercer	53 70	
23	A	Duquesne	62 86									117	A	Northwestern	49 89	
												124	A	Arizona	28 65	
												154	H	Old Dominion	64 83	
												156	H	Cornell	76 74	
												157	A	Xavier	47 70	
												180	A	Hampton	48 77	
												180	H	Hampton	83 77	
												215	A	N.C. A&T	70 88	
												230	A	Ill.-Chicago	48 75	
												246	A	Morgan St.	66 78	
												254	H	Bethune-Cookman	77 81	
												255	A	Coppin St.	71 69	
												255	H	Coppin St.	67 83	
												269	A	Georgia St.	58 65	
												277	H	La Salle	68 71	
												287	A	UMES	59 62	
												287	H	UMES	57 79	
												293	H	Florida A&M	53 64	
												298	H	Savannah St.	64 69	
												307	H	South Carolina St.	63 65	
												316	A	Delaware St.	86 87	
												319	A	Mt. St. Mary's	62 49	
												326	H	LIU Brooklyn	72 89	
												347	A	Norfolk St.	64 63	
												347	H	Norfolk St.	108 110	
LAST 12 Division I GAMES:																
347	A	Norfolk St.	64 63	180	H	Hampton	83 77									
180	A	Hampton	48 77	347	H	Norfolk St.	108 110									
307	H	South Carolina St.	63 65	287	A	UMES	59 62									
298	H	Savannah St.	64 69	246	A	Morgan St.	66 78									
287	H	UMES	57 79	254	H	Bethune-Cookman	77 81									
255	A	Coppin St.	71 69	293	H	Florida A&M	53 64									

Non-Div I Games:

Howard

■ Loss, 
 ■ Non-Conf, 
 ■ S Site, 
 ■ Home 
 ■ A Away 
 N Neutral

H  
o  
w  
a  
r  
d

RPI S Opponent Score

Through Games Of Feb. 29, 2016

RPI	S	Opponent	Score
348	A	N.C. Central	68 61

H  
o  
w  
a  
r  
d

Howard

Average RPI Win:	287	WON-LOST	WINNING	LAST 10	STRENGTH OF	OPP. STRENGTH	TEAM	ADJ.	CONF.	ADJ CONF.
Average RPI Loss:	158	RECORD	PCT. RANK	GAMES	SCHEDULE	OF SCHEDULE	RPI	RPI	RPI	RPI
DIV. I ONLY	5- 22	314	3- 7	178	243	314	314	18	18	
DIV. I NON-CONF.	2- 9	296	0- 0	181	278	301	301	19	19	
TOTALS	RPI 1-25	RPI 26-50	W-L RECORDS	RPI 51-100	RPI 101-150	RPI 150+				
5- 22	0- 0	0- 2	OVERALL	0- 4	1- 7	4- 9				
5- 8	0- 0	0- 1	HOME	0- 2	1- 2	4- 3				
0- 14	0- 0	0- 1	AWAY	0- 2	0- 5	0- 6				
0- 0	0- 0	0- 0	NEUTRAL	0- 0	0- 0	0- 0				
2- 9	0- 0	0- 2	NON-CONFERENCE	0- 0	0- 4	2- 3				
2- 3	0- 0	0- 1	HOME	0- 0	0- 1	2- 1				
0- 6	0- 0	0- 1	AWAY	0- 0	0- 3	0- 2				
0- 0	0- 0	0- 0	NEUTRAL	0- 0	0- 0	0- 0				
3- 13	0- 0	0- 0	CONFERENCE	0- 4	1- 3	2- 6				
3- 5	0- 0	0- 0	HOME	0- 2	1- 1	2- 2				
0- 8	0- 0	0- 0	AWAY	0- 2	0- 2	0- 4				
0- 0	0- 0	0- 0	NEUTRAL	0- 0	0- 0	0- 0				

RPI S	Opponent	Score	RPI S	Opponent	Score	RPI S	Opponent	Score	RPI S	Opponent	Score	Team's RPI: 314
40	H Indiana	72 79	57	A South Dakota	60 92	114	A IUPUI	52 63				
43	A Ohio	52 79	57	H South Dakota	63 90	114	H IUPUI	50 69				
			59	A South Dakota St.	64 92	138	H Western Mich.	48 70				
			59	H South Dakota St.	42 61	140	A Northern Ky.	64 77				
						145	A Oral Roberts	59 61				
						145	H Oral Roberts	54 48				
						149	A Milwaukee	60 73				
						150	A Detroit	63 64				
						187	A Fairfield	62 74				
						208	H USC Upstate	81 84				
						212	A Oakland	74 81				
						232	A Western Ill.	87 88				
						232	H Western Ill.	74 78				
						257	A Omaha	64 71				
						257	H Omaha	58 60				
						304	A Denver	50 53				
						304	H Denver	61 49				
						322	H Kent St.	86 68				
						324	A North Dakota St.	85 94				
						324	H North Dakota St.	85 69				
						341	H Chicago St.	62 51				
LAST 12 Division I GAMES:												
324	H North Dakota St.	85 69	232	A Western Ill.	87 88							
57	H South Dakota	63 90	304	H Denver	61 49							
114	A IUPUI	52 63	257	H Omaha	58 60							
145	H Oral Roberts	54 48	324	A North Dakota St.	85 94							
59	A South Dakota St.	64 92	57	A South Dakota	60 92							
257	A Omaha	64 71	145	A Oral Roberts	59 61							

Non-Div I Games: Trine 82 62 Grace (IN) 91 39

IPFW

Loss, Non-Conf, S Site, H Home A Away N Neutral

Average RPI Win: <b>221</b>	WON-LOST	WINNING	LAST 10	STRENGTH OF	OPP. STRENGTH	TEAM	ADJ.	CONF.	ADJ CONF.
Average RPI Loss: <b>137</b>	RECORD	PCT. RANK	GAMES	SCHEDULE	OF SCHEDULE	RPI	RPI	RPI	RPI
DIV. I ONLY	18- 9	76	7- 3	208	203	114	114	18	18
DIV. I NON-CONF.	7- 4	110	0- 0	161	151	105	105	19	19
TOTALS	RPI 1-25	RPI 26-50	W-L RECORDS	RPI 51-100	RPI 101-150	RPI 150+			
18- 9	0- 1	0- 0	OVERALL	4- 4	2- 1	12- 3			
9- 3	0- 0	0- 0	HOME	3- 2	0- 1	6- 0			
8- 6	0- 1	0- 0	AWAY	1- 2	2- 0	5- 3			
1- 0	0- 0	0- 0	NEUTRAL	0- 0	0- 0	1- 0			
7- 4	0- 1	0- 0	NON-CONFERENCE	3- 1	1- 0	3- 2			
3- 1	0- 0	0- 0	HOME	2- 1	0- 0	1- 0			
3- 3	0- 1	0- 0	AWAY	1- 0	1- 0	1- 2			
1- 0	0- 0	0- 0	NEUTRAL	0- 0	0- 0	1- 0			
11- 5	0- 0	0- 0	CONFERENCE	1- 3	1- 1	9- 1			
6- 2	0- 0	0- 0	HOME	1- 1	0- 1	5- 0			
5- 3	0- 0	0- 0	AWAY	0- 2	1- 0	4- 1			
0- 0	0- 0	0- 0	NEUTRAL	0- 0	0- 0	0- 0			

RPI 1-25				RPI 26-50				RPI 51-100				RPI 101+ Team's RPI: 114			
RPI	S	Opponent	Score	RPI	S	Opponent	Score	RPI	S	Opponent	Score	RPI	S	Opponent	Score
14	A	Louisville	61 <b>70</b>					57	A	South Dakota	59 <b>65</b>	145	A	Oral Roberts	57 54
								57	H	South Dakota	63 <b>74</b>	145	H	Oral Roberts	47 <b>52</b>
								59	A	South Dakota St.	66 <b>68</b>	148	A	SIUE	85 67
								59	H	South Dakota St.	63 60	203	N	Stephen F. Austin	62 55
								70	H	Georgia Tech	50 <b>60</b>	217	H	Indiana St.	68 43
								84	H	VCU	70 69	232	A	Western Ill.	68 60
								91	H	Belmont	62 59	232	H	Western Ill.	96 87
								96	A	Marquette	60 55	236	A	North Texas	67 <b>68</b>
												257	A	Omaha	54 <b>57</b>
												257	H	Omaha	75 59
												304	A	Denver	67 54
												304	H	Denver	81 75
												314	A	IPFW	69 50
												314	H	IPFW	63 52
												324	A	North Dakota St.	64 63
												324	H	North Dakota St.	67 44
												333	A	Evansville	68 62
												339	A	Eastern Ill.	71 <b>77</b>
LAST 12 Division I GAMES:															
				57	H	South Dakota	63 <b>74</b>	232	H	Western Ill.	96 87				
				59	H	South Dakota St.	63 60	145	A	Oral Roberts	57 54				
				314	H	IPFW	63 52	304	H	Denver	81 75				
				257	A	Omaha	54 <b>57</b>	57	A	South Dakota	59 <b>65</b>				
				304	A	Denver	67 54	59	A	South Dakota St.	66 <b>68</b>				
				324	A	North Dakota St.	64 63	324	H	North Dakota St.	67 44				

Non-Div I Games: Oakland City 104 30 Ind.-Southeast 99 50

IUPUI

Loss, Non-Conf, S Site, H Home A Away N Neutral



Average RPI Win: <b>233</b>	WON-LOST	WINNING	LAST 10	STRENGTH OF	OPP. STRENGTH	TEAM	ADJ.	CONF.	ADJ CONF.
Average RPI Loss: <b>120</b>	RECORD	PCT. RANK	GAMES	SCHEDULE	OF SCHEDULE	RPI	RPI	RPI	RPI
DIV. I ONLY	18- 8	68	7- 3	280	137	139	139	20	20
DIV. I NON-CONF.	6- 4	125	0- 0	173	104	145	145	23	23
TOTALS	RPI 1-25	RPI 26-50	W-L RECORDS	RPI 51-100	RPI 101-150	RPI 150+			
18- 8	0- 1	0- 0	OVERALL	0- 2	3- 2	15- 3			
11- 3	0- 0	0- 0	HOME	0- 1	1- 1	10- 1			
5- 4	0- 1	0- 0	AWAY	0- 0	1- 1	4- 2			
2- 1	0- 0	0- 0	NEUTRAL	0- 1	1- 0	1- 0			
6- 4	0- 1	0- 0	NON-CONFERENCE	0- 2	1- 1	5- 0			
4- 1	0- 0	0- 0	HOME	0- 1	0- 0	4- 0			
0- 2	0- 1	0- 0	AWAY	0- 0	0- 1	0- 0			
2- 1	0- 0	0- 0	NEUTRAL	0- 1	1- 0	1- 0			
12- 4	0- 0	0- 0	CONFERENCE	0- 0	2- 1	10- 3			
7- 2	0- 0	0- 0	HOME	0- 0	1- 1	6- 1			
5- 2	0- 0	0- 0	AWAY	0- 0	1- 0	4- 2			
0- 0	0- 0	0- 0	NEUTRAL	0- 0	0- 0	0- 0			

RPI 1-25			RPI 26-50			RPI 51-100			RPI 101+ Team's RPI: 139		
RPI	S	Opponent	Score	RPI	S	Opponent	Score	RPI	S	Opponent	Score
9	A	Oregon St.	44 69					111	N	Iowa St.	97 65
								113	A	North Dakota	65 59
								113	H	North Dakota	92 65
								141	H	Montana St.	59 62
								142	A	Texas Tech	62 78
								171	H	Montana	78 61
								172	A	Sacramento St.	98 88
								172	H	Sacramento St.	107 60
								179	A	Eastern Wash.	70 84
								179	H	Eastern Wash.	66 74
								184	A	Northern Colo.	68 70
								184	H	Northern Colo.	66 56
								214	N	Texas St.	75 55
								238	H	Wyoming	61 57
								265	H	Seattle	64 60
								267	H	UC Santa Barbara	64 42
								291	A	Northern Ariz.	72 51
								291	H	Northern Ariz.	76 59
								299	H	CSUN	106 50
								320	A	Portland St.	94 65
								320	H	Portland St.	84 63
								329	A	Southern Utah	62 51
								329	H	Southern Utah	93 48
LAST 12 Division I GAMES:											
179	A	Eastern Wash.	70 84	329	H	Southern Utah	93 48				
172	H	Sacramento St.	107 60	320	A	Portland St.	94 65				
320	H	Portland St.	84 63	172	A	Sacramento St.	98 88				
113	A	North Dakota	65 59	141	H	Montana St.	59 62				
184	A	Northern Colo.	68 70	171	H	Montana	78 61				
291	H	Northern Ariz.	76 59	329	A	Southern Utah	62 51				

Non-Div I Games: Carroll (MT) 75 47 Northwest Chrst. 71 48

Idaho

Loss, Non-Conf, S Site, H Home A Away N Neutral

Average RPI Win:	259	WON-LOST	WINNING	LAST 10	STRENGTH OF	OPP. STRENGTH	TEAM	ADJ.	CONF.	ADJ CONF.
Average RPI Loss:	146	RECORD	PCT. RANK	GAMES	SCHEDULE	OF SCHEDULE	RPI	RPI	RPI	RPI
DIV. I ONLY	11- 14	210	3- 5	295	159	234	234	20	20	
DIV. I NON-CONF.	5- 4	138	0- 1	94	125	83	83	23	23	
TOTALS	RPI 1-25	RPI 26-50	W-L RECORDS	RPI 51-100	RPI 101-150	RPI 150+				
11- 14	0- 2	0- 0	OVERALL	0- 0	0- 5	11- 7				
5- 4	0- 0	0- 0	HOME	0- 0	0- 1	5- 3				
5- 10	0- 2	0- 0	AWAY	0- 0	0- 4	5- 4				
1- 0	0- 0	0- 0	NEUTRAL	0- 0	0- 0	1- 0				
5- 4	0- 2	0- 0	NON-CONFERENCE	0- 0	0- 2	5- 0				
2- 0	0- 0	0- 0	HOME	0- 0	0- 0	2- 0				
2- 4	0- 2	0- 0	AWAY	0- 0	0- 2	2- 0				
1- 0	0- 0	0- 0	NEUTRAL	0- 0	0- 0	1- 0				
6- 10	0- 0	0- 0	CONFERENCE	0- 0	0- 3	6- 7				
3- 4	0- 0	0- 0	HOME	0- 0	0- 1	3- 3				
3- 6	0- 0	0- 0	AWAY	0- 0	0- 2	3- 4				
0- 0	0- 0	0- 0	NEUTRAL	0- 0	0- 0	0- 0				

RPI 1-25				RPI 26-50				RPI 51-100				RPI 101+ Team's RPI: 234			
RPI	S	Opponent	Score	RPI	S	Opponent	Score	RPI	S	Opponent	Score	RPI	S	Opponent	Score
21	A	Michigan St.	60 79									113	A	North Dakota	42 45
22	A	UTEP	54 67									113	H	North Dakota	57 60
												117	A	Northwestern	36 72
												141	A	Montana St.	80 82
												142	A	Texas Tech	64 79
												151	A	Boise St.	80 77
												171	A	Montana	47 62
												172	A	Sacramento St.	62 83
												172	H	Sacramento St.	59 68
												184	A	Northern Colo.	47 48
												184	H	Northern Colo.	59 61
												196	A	Weber St.	58 57
												196	H	Weber St.	46 61
												206	A	Utah Valley	56 47
												218	H	Utah St.	81 67
												224	N	Southeast Mo. St.	65 64
												265	H	Seattle	83 67
												291	A	Northern Ariz.	62 63
												291	H	Northern Ariz.	71 61
												320	A	Portland St.	64 42
												320	H	Portland St.	71 70
												329	A	Southern Utah	71 67
												329	H	Southern Utah	64 47
LAST 12 Division I GAMES:															
22	A	UTEP	54 67	320	A	Portland St.	64 42								
141	A	Montana St.	80 82	184	H	Northern Colo.	59 61								
171	A	Montana	47 62	113	H	North Dakota	57 60								
329	H	Southern Utah	64 47	291	A	Northern Ariz.	62 63								
291	H	Northern Ariz.	71 61	329	A	Southern Utah	71 67								
172	A	Sacramento St.	62 83	196	A	Weber St.	58 57								

Non-Div I Games: Colo. Christian 82 56 Montana Tech 82 55

Idaho St.

■ Loss, 
 ■ Non-Conf, 
 ■ S Site, 
 ■ Home 
 ■ A Away 
 N Neutral

Average RPI Win:	270	WON-LOST	WINNING	LAST 10	STRENGTH OF	OPP. STRENGTH	TEAM	ADJ.	CONF.	ADJ CONF.
Average RPI Loss:	131	RECORD	PCT. RANK	GAMES	SCHEDULE	OF SCHEDULE	RPI	RPI	RPI	RPI
DIV. I ONLY	12- 16	213	3- 7	241	197	230	230	14	14	
DIV. I NON-CONF.	9- 2	37	0- 0	341	304	167	167	16	16	
TOTALS	RPI 1-25	RPI 26-50	W-L RECORDS	RPI 51-100	RPI 101-150	RPI 150+				
12- 16	0- 2	0- 0	OVERALL	1- 1	1- 10	10- 3				
5- 8	0- 1	0- 0	HOME	1- 0	0- 6	4- 1				
7- 8	0- 1	0- 0	AWAY	0- 1	1- 4	6- 2				
0- 0	0- 0	0- 0	NEUTRAL	0- 0	0- 0	0- 0				
9- 2	0- 0	0- 0	NON-CONFERENCE	1- 1	0- 1	8- 0				
4- 1	0- 0	0- 0	HOME	1- 0	0- 1	3- 0				
5- 1	0- 0	0- 0	AWAY	0- 1	0- 0	5- 0				
0- 0	0- 0	0- 0	NEUTRAL	0- 0	0- 0	0- 0				
3- 14	0- 2	0- 0	CONFERENCE	0- 0	1- 9	2- 3				
1- 7	0- 1	0- 0	HOME	0- 0	0- 5	1- 1				
2- 7	0- 1	0- 0	AWAY	0- 0	1- 4	1- 2				
0- 0	0- 0	0- 0	NEUTRAL	0- 0	0- 0	0- 0				

RPI 1-25				RPI 26-50				RPI 51-100				RPI 101+ Team's RPI: 230			
RPI	S	Opponent	Score	RPI	S	Opponent	Score	RPI	S	Opponent	Score	RPI	S	Opponent	Score
20	A	Green Bay	22 64					58	A	Purdue	51 62	103	H	Toledo	51 60
20	H	Green Bay	40 58					73	H	Central Mich.	66 63	105	A	Wright St.	62 73
												105	H	Wright St.	72 80
												126	A	Youngstown St.	41 62
												126	H	Youngstown St.	64 69
												140	A	Northern Ky.	53 55
												140	H	Northern Ky.	61 72
												149	A	Milwaukee	53 54
												149	H	Milwaukee	56 62
												150	A	Detroit	65 51
												150	H	Detroit	80 89
												212	A	Oakland	73 78
												212	H	Oakland	76 78
												232	A	Western Ill.	78 70
												252	A	Valparaiso	54 50
												274	A	Cleveland St.	69 72
												274	H	Cleveland St.	80 62
												300	A	Bradley	66 56
												304	A	Denver	56 46
												318	H	Nevada	70 55
												323	A	Illinois St.	74 65
												332	H	Howard	75 48
												339	H	Eastern Ill.	66 54
												341	A	Chicago St.	51 47
LAST 12 Division I GAMES:															
126	A	Youngstown St.	41 62	105	H	Wright St.	72 80								
274	A	Cleveland St.	69 72	140	H	Northern Ky.	61 72								
149	H	Milwaukee	56 62	252	A	Valparaiso	54 50								
20	H	Green Bay	40 58	274	H	Cleveland St.	80 62								
212	A	Oakland	73 78	126	H	Youngstown St.	64 69								
150	A	Detroit	65 51	20	A	Green Bay	22 64								

Non-Div I Games:

Ill.-Chicago

■ Loss, 
■ Non-Conf, S Site, 
■ Home 
■ Away 
N Neutral

Average RPI Win:	165	WON-LOST	WINNING	LAST 10	STRENGTH OF	OPP. STRENGTH	TEAM	ADJ.	CONF.	ADJ CONF.
Average RPI Loss:	57	RECORD	PCT. RANK	GAMES	SCHEDULE	OF SCHEDULE	RPI	RPI	RPI	RPI
DIV. I ONLY	9- 20	272	1- 9	12	55	163	163	5	5	
DIV. I NON-CONF.	7- 4	110	0- 0	12	235	71	71	4	4	
TOTALS	RPI 1-25	RPI 26-50	W-L RECORDS	RPI 51-100	RPI 101-150	RPI 150+				
9- 20	0- 4	1- 4	OVERALL	2- 9	1- 3	5- 0				
8- 10	0- 3	1- 2	HOME	2- 3	1- 2	4- 0				
1- 10	0- 1	0- 2	AWAY	0- 6	0- 1	1- 0				
0- 0	0- 0	0- 0	NEUTRAL	0- 0	0- 0	0- 0				
7- 4	0- 0	1- 2	NON-CONFERENCE	2- 1	1- 1	3- 0				
7- 2	0- 0	1- 1	HOME	2- 1	1- 0	3- 0				
0- 2	0- 0	0- 1	AWAY	0- 0	0- 1	0- 0				
0- 0	0- 0	0- 0	NEUTRAL	0- 0	0- 0	0- 0				
2- 16	0- 4	0- 2	CONFERENCE	0- 8	0- 2	2- 0				
1- 8	0- 3	0- 1	HOME	0- 2	0- 2	1- 0				
1- 8	0- 1	0- 1	AWAY	0- 6	0- 0	1- 0				
0- 0	0- 0	0- 0	NEUTRAL	0- 0	0- 0	0- 0				

RPI	S	Opponent	Score	RPI	S	Opponent	Score	RPI	S	Opponent	Score	RPI	S	Opponent	Score	Team's RPI: 163
5	A	Ohio St.	74 117	33	A	Miami (FL)	64 73	54	A	Rutgers	54 67	102	A	Memphis	75 81	
5	H	Ohio St.	70 80	38	H	George Washington	57 70	54	H	Rutgers	56 63	117	H	Northwestern	59 69	
11	H	Maryland	63 79	40	A	Indiana	66 68	57	H	South Dakota	76 85	127	H	Penn St.	56 65	
21	H	Michigan St.	43 71	40	H	Indiana	68 80	58	A	Purdue	65 69	129	H	Southern Ill.	78 64	
				43	H	Ohio	62 53	63	A	Iowa	56 61	177	A	Wisconsin	76 56	
								68	A	Michigan	83 96	177	H	Wisconsin	71 65	
								73	H	Central Mich.	74 69	207	H	Lehigh	76 67	
								76	A	Minnesota	77 82	253	H	Tennessee St.	98 43	
								76	H	Minnesota	75 106	341	H	Chicago St.	67 36	
								89	H	UT Martin	94 74					
								90	A	Nebraska	57 73					
LAST 12 Division I GAMES:																
63	A	Iowa	56 61	68	A	Michigan	83 96									
21	H	Michigan St.	43 71	117	H	Northwestern	59 69									
5	A	Ohio St.	74 117	5	H	Ohio St.	70 80									
177	A	Wisconsin	76 56	76	A	Minnesota	77 82									
54	H	Rutgers	56 63	127	H	Penn St.	56 65									
40	H	Indiana	68 80	40	A	Indiana	66 68									

Non-Div I Games:

Illinois

Average RPI Win:	297	WON-LOST	WINNING	LAST 10	STRENGTH OF	OPP. STRENGTH	TEAM	ADJ.	CONF.	ADJ CONF.
Average RPI Loss:	173	RECORD	PCT. RANK	GAMES	SCHEDULE	OF SCHEDULE	RPI	RPI	RPI	RPI
DIV. I ONLY	7- 20	292	3- 7	290	230	323	323	21	21	
DIV. I NON-CONF.	2- 9	296	0- 0	305	288	341	341	17	17	
TOTALS	RPI 1-25	RPI 26-50	W-L RECORDS	RPI 51-100	RPI 101-150	RPI 150+				
7- 20	0- 1	0- 0	OVERALL	0- 1	0- 7	7- 11				
6- 8	0- 0	0- 0	HOME	0- 1	0- 4	6- 3				
1- 10	0- 1	0- 0	AWAY	0- 0	0- 3	1- 6				
0- 2	0- 0	0- 0	NEUTRAL	0- 0	0- 0	0- 2				
2- 9	0- 1	0- 0	NON-CONFERENCE	0- 0	0- 1	2- 7				
2- 3	0- 0	0- 0	HOME	0- 0	0- 1	2- 2				
0- 4	0- 1	0- 0	AWAY	0- 0	0- 0	0- 3				
0- 2	0- 0	0- 0	NEUTRAL	0- 0	0- 0	0- 2				
5- 11	0- 0	0- 0	CONFERENCE	0- 1	0- 6	5- 4				
4- 5	0- 0	0- 0	HOME	0- 1	0- 3	4- 1				
1- 6	0- 0	0- 0	AWAY	0- 0	0- 3	1- 3				
0- 0	0- 0	0- 0	NEUTRAL	0- 0	0- 0	0- 0				

RPI S	Opponent	Score	RPI S	Opponent	Score	RPI S	Opponent	Score	RPI S	Opponent	Score	Team's RPI: 323
19	A DePaul	41 89				95	H Missouri St.	51 73	106	A Drake	41 76	
									106	H Drake	58 98	
									107	A UNI	51 65	
									107	H UNI	35 61	
									129	A Southern Ill.	71 76	
									129	H Southern Ill.	55 68	
									148	H SIUE	57 65	
									164	A Yale	47 60	
									173	A Loyola Chicago	61 73	
									173	H Loyola Chicago	41 57	
									217	A Indiana St.	56 63	
									217	H Indiana St.	73 62	
									230	H Ill.-Chicago	65 74	
									232	H Western Ill.	64 79	
									251	N Northern Ill.	59 68	
									257	N Omaha	56 60	
									258	A Bowling Green	52 70	
									263	A UTSA	51 77	
									268	H Murray St.	81 76	
									288	H Wichita St.	70 49	
									300	A Bradley	38 52	
									300	H Bradley	54 49	
									333	A Evansville	64 57	
									333	H Evansville	65 59	
									341	H Chicago St.	57 53	
LAST 12 Division I GAMES:												
333	H Evansville	65 59	217	H Indiana St.	73 62							
129	H Southern Ill.	55 68	129	A Southern Ill.	71 76							
300	A Bradley	38 52	333	A Evansville	64 57							
173	A Loyola Chicago	61 73	173	H Loyola Chicago	41 57							
107	H UNI	35 61	300	H Bradley	54 49							
106	H Drake	58 98	106	A Drake	41 76							

Non-Div I Games:

Illinois St.

Average RPI Win:	257	WON-LOST	WINNING	LAST 10	STRENGTH OF	OPP. STRENGTH	TEAM	ADJ.	CONF.	ADJ CONF.
Average RPI Loss:	211	RECORD	PCT. RANK	GAMES	SCHEDULE	OF SCHEDULE	RPI	RPI	RPI	RPI
DIV. I ONLY	3- 20	336	1- 9	284	298	335	335	26	26	
DIV. I NON-CONF.	0- 7	338	0- 0	180	270	335	335	26	26	
TOTALS	RPI 1-25	RPI 26-50	W-L RECORDS	RPI 51-100	RPI 101-150	RPI 150+				
3- 20	0- 0	0- 1	OVERALL	0- 2	0- 3	3- 14				
0- 12	0- 0	0- 0	HOME	0- 1	0- 2	0- 9				
3- 8	0- 0	0- 1	AWAY	0- 1	0- 1	3- 5				
0- 0	0- 0	0- 0	NEUTRAL	0- 0	0- 0	0- 0				
0- 7	0- 0	0- 1	NON-CONFERENCE	0- 1	0- 1	0- 4				
0- 3	0- 0	0- 0	HOME	0- 0	0- 0	0- 3				
0- 4	0- 0	0- 1	AWAY	0- 1	0- 1	0- 1				
0- 0	0- 0	0- 0	NEUTRAL	0- 0	0- 0	0- 0				
3- 13	0- 0	0- 0	CONFERENCE	0- 1	0- 2	3- 10				
0- 9	0- 0	0- 0	HOME	0- 1	0- 2	0- 6				
3- 4	0- 0	0- 0	AWAY	0- 0	0- 0	3- 4				
0- 0	0- 0	0- 0	NEUTRAL	0- 0	0- 0	0- 0				

RPI 1-25				RPI 26-50				RPI 51-100				RPI 101+				Team's RPI: 335	
RPI	S	Opponent	Score	RPI	S	Opponent	Score	RPI	S	Opponent	Score	RPI	S	Opponent	Score		
				45	A	Colorado St.	37 60	58	A	Purdue	27 95	112	H	Central Ark.	57 76		
								74	H	Abilene Christian	71 86	122	H	Northwestern St.	48 53		
												142	A	Texas Tech	55 70		
												153	A	McNeese St.	68 55		
												203	A	Stephen F. Austin	62 74		
												203	H	Stephen F. Austin	66 82		
												211	A	UTRGV	47 60		
												211	H	UTRGV	50 68		
												228	H	Sam Houston St.	60 65		
												236	H	North Texas	55 62		
												244	H	Houston Baptist	61 62		
												285	A	Lamar	49 59		
												285	H	Lamar	61 67		
												286	H	Houston	51 67		
												308	A	Southeastern La.	70 66		
												311	A	Nicholls St.	63 61		
												311	H	Nicholls St.	64 66		
												315	A	A&M-Corpus Christi	55 69		
												315	H	A&M-Corpus Christi	56 57		
												330	A	New Orleans	49 55		
LAST 12 Division I GAMES:																	
				285	H	Lamar	61 67	285	A	Lamar	49 59						
				203	H	Stephen F. Austin	66 82	311	A	Nicholls St.	63 61						
				315	A	A&M-Corpus Christi	55 69	311	H	Nicholls St.	64 66						
				244	H	Houston Baptist	61 62	315	H	A&M-Corpus Christi	56 57						
				112	H	Central Ark.	57 76	74	H	Abilene Christian	71 86						
				203	A	Stephen F. Austin	62 74	153	A	McNeese St.	68 55						

Non-Div I Games: LSU-Alexandria 96 59 Howard Payne 78 65 Sul Ross St. 54 35 Trinity (TX) 55 61 Incarnate Word

Average RPI Win:	132	WON-LOST	WINNING	LAST 10	STRENGTH OF	OPP. STRENGTH	TEAM	ADJ.	CONF.	ADJ CONF.
Average RPI Loss:	51	RECORD	PCT. RANK	GAMES	SCHEDULE	OF SCHEDULE	RPI	RPI	RPI	RPI
DIV. I ONLY	20- 10	76	8- 2	55	25	40	40	5	5	
DIV. I NON-CONF.	8- 4	99	0- 0	50	61	61	61	4	4	
TOTALS	RPI 1-25	RPI 26-50	W-L RECORDS	RPI 51-100	RPI 101-150	RPI 150+				
20- 10	1- 3	1- 3	OVERALL	7- 3	3- 0	8- 1				
14- 0	1- 0	1- 0	HOME	6- 0	2- 0	4- 0				
5- 7	0- 3	0- 0	AWAY	1- 3	1- 0	3- 1				
1- 3	0- 0	0- 3	NEUTRAL	0- 0	0- 0	1- 0				
8- 4	0- 1	1- 3	NON-CONFERENCE	1- 0	1- 0	5- 0				
5- 0	0- 0	1- 0	HOME	1- 0	1- 0	2- 0				
2- 1	0- 1	0- 0	AWAY	0- 0	0- 0	2- 0				
1- 3	0- 0	0- 3	NEUTRAL	0- 0	0- 0	1- 0				
12- 6	1- 2	0- 0	CONFERENCE	6- 3	2- 0	3- 1				
9- 0	1- 0	0- 0	HOME	5- 0	1- 0	2- 0				
3- 6	0- 2	0- 0	AWAY	1- 3	1- 0	1- 1				
0- 0	0- 0	0- 0	NEUTRAL	0- 0	0- 0	0- 0				

RPI S	Opponent	Score	RPI S	Opponent	Score	Team's RPI: 40	RPI S	Opponent	Score	RPI S	Opponent	Score
5	A Ohio St.	70 97	29	N West Virginia	64 75		54	H Rutgers	64 48	108	H Samford	65 56
11	A Maryland	63 86	33	N Miami (FL)	75 89		58	A Purdue	53 63	117	A Northwestern	91 84
19	A DePaul	69 84	43	N Ohio	56 63		63	A Iowa	73 76	127	H Penn St.	76 55
21	H Michigan St.	81 65	44	H Chattanooga	54 43		63	H Iowa	79 74	163	A Illinois	80 68
							68	H Michigan	77 69	163	H Illinois	68 66
							70	H Georgia Tech	69 60	164	H Yale	76 60
							76	A Minnesota	76 78	177	A Wisconsin	69 73
							76	H Minnesota	93 79	177	H Wisconsin	67 57
							90	A Nebraska	79 68	217	A Indiana St.	53 50
							90	H Nebraska	59 47	253	H Tennessee St.	88 56
										266	N Austin Peay	90 58
										314	A IPFW	79 72
LAST 12 Division I GAMES:												
127	H Penn St.	76 55	90	H Nebraska	59 47		63	H Iowa	79 74			
90	A Nebraska	79 68	11	A Maryland	63 86		54	H Rutgers	64 48			
63	A Iowa	73 76	117	A Northwestern	91 84		163	H Illinois	68 66			
76	H Minnesota	93 79										
177	H Wisconsin	67 57										
163	A Illinois	80 68										

Non-Div I Games:

Indiana

Average RPI Win:	257	WON-LOST	WINNING	LAST 10	STRENGTH OF	OPP. STRENGTH	TEAM	ADJ.	CONF.	ADJ CONF.
Average RPI Loss:	134	RECORD	PCT. RANK	GAMES	SCHEDULE	OF SCHEDULE	RPI	RPI	RPI	RPI
DIV. I ONLY	13- 14	184	6- 4	239	219	217	217	21	21	
DIV. I NON-CONF.	4- 7	222	0- 0	192	220	225	225	17	17	
TOTALS	RPI 1-25	RPI 26-50	W-L RECORDS	RPI 51-100	RPI 101-150	RPI 150+				
13- 14	0- 0	0- 1	OVERALL	0- 3	1- 7	12- 3				
8- 6	0- 0	0- 1	HOME	0- 2	1- 2	7- 1				
5- 7	0- 0	0- 0	AWAY	0- 1	0- 5	5- 1				
0- 1	0- 0	0- 0	NEUTRAL	0- 0	0- 0	0- 1				
4- 7	0- 0	0- 1	NON-CONFERENCE	0- 2	0- 2	4- 2				
2- 3	0- 0	0- 1	HOME	0- 1	0- 0	2- 1				
2- 3	0- 0	0- 0	AWAY	0- 1	0- 2	2- 0				
0- 1	0- 0	0- 0	NEUTRAL	0- 0	0- 0	0- 1				
9- 7	0- 0	0- 0	CONFERENCE	0- 1	1- 5	8- 1				
6- 3	0- 0	0- 0	HOME	0- 1	1- 2	5- 0				
3- 4	0- 0	0- 0	AWAY	0- 0	0- 3	3- 1				
0- 0	0- 0	0- 0	NEUTRAL	0- 0	0- 0	0- 0				

RPI S	Opponent	Score	RPI S	Opponent	Score	RPI S	Opponent	Score	RPI S	Opponent	Score	Team's RPI: 217
40	H Indiana	50 53	53	H Saint Louis	52 62	106	A Drake	55 80	106	H Drake	68 53	
			73	A Central Mich.	65 85	107	A UNI	42 53	107	H UNI	45 61	
			95	H Missouri St.	51 59	114	A IUPUI	43 68	129	A Southern Ill.	64 76	
						129	H Southern Ill.	58 62	140	A Northern Ky.	67 73	
						173	A Loyola Chicago	74 71	173	H Loyola Chicago	62 48	
						182	A Tulsa	67 63	195	H Butler	70 63	
						203	N Stephen F. Austin	62 71	257	H Omaha	50 51	
						288	H Wichita St.	59 33	295	A UMKC	77 47	
						300	A Bradley	68 59	300	H Bradley	59 37	
						323	A Illinois St.	62 73	323	H Illinois St.	63 56	
						333	A Evansville	59 44	333	H Evansville	57 45	
						339	H Eastern Ill.	60 42				
LAST 12 Division I GAMES:												
129	H Southern Ill.	58 62	323	A Illinois St.	62 73							
333	H Evansville	57 45	333	A Evansville	59 44							
173	A Loyola Chicago	74 71	129	A Southern Ill.	64 76							
300	A Bradley	68 59	300	H Bradley	59 37							
106	H Drake	68 53	173	H Loyola Chicago	62 48							
107	H UNI	45 61	107	A UNI	42 53							

Non-Div I Games:

Indiana St.



Average RPI Win:	240	WON-LOST	WINNING	LAST 10	STRENGTH OF	OPP. STRENGTH	TEAM	ADJ.	CONF.	ADJ CONF.
Average RPI Loss:	115	RECORD	PCT. RANK	GAMES	SCHEDULE	OF SCHEDULE	RPI	RPI	RPI	RPI
DIV. I ONLY	20- 11	90	8- 2	220	184	120	120	22	22	
DIV. I NON-CONF.	4- 7	222	0- 0	128	33	183	183	22	22	
TOTALS	RPI 1-25	RPI 26-50	W-L RECORDS	RPI 51-100	RPI 101-150	RPI 150+				
20- 11	0- 0	0- 1	OVERALL	1- 5	0- 1	19- 4				
11- 2	0- 0	0- 0	HOME	0- 2	0- 0	11- 0				
8- 7	0- 0	0- 1	AWAY	1- 2	0- 1	7- 3				
1- 2	0- 0	0- 0	NEUTRAL	0- 1	0- 0	1- 1				
4- 7	0- 0	0- 1	NON-CONFERENCE	1- 3	0- 1	3- 2				
2- 1	0- 0	0- 0	HOME	0- 1	0- 0	2- 0				
1- 4	0- 0	0- 1	AWAY	1- 1	0- 1	0- 1				
1- 2	0- 0	0- 0	NEUTRAL	0- 1	0- 0	1- 1				
16- 4	0- 0	0- 0	CONFERENCE	0- 2	0- 0	16- 2				
9- 1	0- 0	0- 0	HOME	0- 1	0- 0	9- 0				
7- 3	0- 0	0- 0	AWAY	0- 1	0- 0	7- 2				
0- 0	0- 0	0- 0	NEUTRAL	0- 0	0- 0	0- 0				

RPI S	Opponent	Score	RPI S	Opponent	Score	RPI S	Opponent	Score	RPI S	Opponent	Score	Team's RPI: 120
38	A George Washington	65 70	54	A Rutgers	33 58	137	A North Carolina	52 64				
			55	N Southern California	56 76	158	H ETSU	56 50				
			82	A Quinnipiac	61 62	160	A Stony Brook	53 58				
			82	H Quinnipiac	53 69	164	N Yale	48 63				
			84	H VCU	58 74	169	A Marist	61 62				
			99	A Saint Joseph's	81 75	169	H Marist	69 49				
						187	A Fairfield	56 46				
						187	H Fairfield	69 53				
						210	A Canisius	79 76				
						210	H Canisius	79 56				
						226	A Siena	64 51				
						226	H Siena	63 51				
						236	H North Texas	62 51				
						243	A Manhattan	56 63				
						243	H Manhattan	67 56				
						256	A Monmouth	64 49				
						256	H Monmouth	68 56				
						283	A Rider	67 48				
						283	H Rider	59 46				
						296	A Niagara	73 52				
						296	H Niagara	73 46				
						312	N Fairleigh Dickinson	77 54				
						338	A Saint Peter's	65 51				
						338	H Saint Peter's	64 50				
LAST 12 Division I GAMES:												
82	H Quinnipiac	53 69	283	A Rider	67 48							
187	H Fairfield	69 53	256	H Monmouth	68 56							
338	H Saint Peter's	64 50	210	A Canisius	79 76							
226	H Siena	63 51	296	A Niagara	73 52							
82	A Quinnipiac	61 62	256	A Monmouth	64 49							
226	A Siena	64 51	296	H Niagara	73 46							

Non-Div I Games:

Iona

■ Loss, 
 ■ Non-Conf, 
 ■ S Site, 
 ■ H Home 
 ■ A Away 
 N Neutral

Average RPI Win:	134	WON-LOST	WINNING	LAST 10	STRENGTH OF	OPP. STRENGTH	TEAM	ADJ.	CONF.	ADJ CONF.
Average RPI Loss:	59	RECORD	PCT. RANK	GAMES	SCHEDULE	OF SCHEDULE	RPI	RPI	RPI	RPI
DIV. I ONLY	18- 12	112	5- 5	41	49	63	63	5	5	
DIV. I NON-CONF.	10- 2	33	0- 0	69	184	25	25	4	4	
TOTALS	RPI 1-25	RPI 26-50	W-L RECORDS	RPI 51-100	RPI 101-150	RPI 150+				
18- 12	0- 4	1- 2	OVERALL	5- 3	6- 3	6- 0				
11- 4	0- 3	1- 0	HOME	4- 0	2- 1	4- 0				
5- 7	0- 1	0- 1	AWAY	1- 3	3- 2	1- 0				
2- 1	0- 0	0- 1	NEUTRAL	0- 0	1- 0	1- 0				
10- 2	0- 0	0- 1	NON-CONFERENCE	1- 0	5- 1	4- 0				
6- 0	0- 0	0- 0	HOME	1- 0	2- 0	3- 0				
2- 1	0- 0	0- 0	AWAY	0- 0	2- 1	0- 0				
2- 1	0- 0	0- 1	NEUTRAL	0- 0	1- 0	1- 0				
8- 10	0- 4	1- 1	CONFERENCE	4- 3	1- 2	2- 0				
5- 4	0- 3	1- 0	HOME	3- 0	0- 1	1- 0				
3- 6	0- 1	0- 1	AWAY	1- 3	1- 1	1- 0				
0- 0	0- 0	0- 0	NEUTRAL	0- 0	0- 0	0- 0				

RPI	S	Opponent	Score	RPI	S	Opponent	Score	RPI	S	Opponent	Score	RPI	S	Opponent	Score
5	H	Ohio St.	81 98	38	N	George Washington	77 81	54	H	Rutgers	69 65	101	A	Virginia	85 73
11	H	Maryland	56 76	40	A	Indiana	74 79	58	A	Purdue	73 90	105	N	Wright St.	83 77
21	A	Michigan St.	73 80	40	H	Indiana	76 73	58	H	Purdue	63 55	106	H	Drake	89 76
21	H	Michigan St.	69 74					68	A	Michigan	75 82	107	A	UNI	80 65
								68	H	Michigan	85 69	111	A	Iowa St.	66 69
								76	A	Minnesota	76 78	113	H	North Dakota	83 61
								89	H	UT Martin	62 56	117	A	Northwestern	79 64
								90	A	Nebraska	74 68	127	A	Penn St.	68 81
												127	H	Penn St.	69 82
												163	H	Illinois	61 56
												177	A	Wisconsin	57 54
												202	H	Robert Morris	69 50
												232	H	Western Ill.	96 81
												286	N	Houston	64 50
												300	H	Bradley	60 53
LAST 12 Division I GAMES:															
163	H	Illinois	61 56	21	H	Michigan St.	69 74								
127	A	Penn St.	68 81	40	A	Indiana	74 79								
40	H	Indiana	76 73	117	A	Northwestern	79 64								
58	H	Purdue	63 55	68	H	Michigan	85 69								
76	A	Minnesota	76 78	58	A	Purdue	73 90								
5	H	Ohio St.	81 98	127	H	Penn St.	69 82								

Non-Div I Games:

Iowa

■ Loss, 
 ■ Non-Conf, 
 ■ S Site, 
 ■ H Home 
 ■ A Away 
 N Neutral

Average RPI Win:	181	WON-LOST	WINNING	LAST 10	STRENGTH OF	OPP. STRENGTH	TEAM	ADJ.	CONF.	ADJ CONF.
Average RPI Loss:	53	RECORD	PCT. RANK	GAMES	SCHEDULE	OF SCHEDULE	RPI	RPI	RPI	RPI
DIV. I ONLY	13- 15	191	2- 8	48	37	111	111	3	3	
DIV. I NON-CONF.	8- 3	77	0- 0	190	208	110	110	3	3	
TOTALS	RPI 1-25	RPI 26-50	W-L RECORDS	RPI 51-100	RPI 101-150	RPI 150+				
13- 15	1- 5	1- 4	OVERALL	1- 3	2- 3	8- 0				
9- 5	1- 2	0- 2	HOME	1- 1	1- 0	6- 0				
3- 8	0- 3	1- 2	AWAY	0- 1	1- 2	1- 0				
1- 2	0- 0	0- 0	NEUTRAL	0- 1	0- 1	1- 0				
8- 3	0- 0	0- 0	NON-CONFERENCE	1- 1	1- 2	6- 0				
6- 0	0- 0	0- 0	HOME	1- 0	0- 0	5- 0				
1- 1	0- 0	0- 0	AWAY	0- 0	1- 1	0- 0				
1- 2	0- 0	0- 0	NEUTRAL	0- 1	0- 1	1- 0				
5- 12	1- 5	1- 4	CONFERENCE	0- 2	1- 1	2- 0				
3- 5	1- 2	0- 2	HOME	0- 1	1- 0	1- 0				
2- 7	0- 3	1- 2	AWAY	0- 1	0- 1	1- 0				
0- 0	0- 0	0- 0	NEUTRAL	0- 0	0- 0	0- 0				

RPI	S	Opponent	Score	RPI	S	Opponent	Score	RPI	S	Opponent	Score	RPI	S	Opponent	Score	Team's RPI: 111
2	A	Baylor	41 78	29	A	West Virginia	47 57	51	N	Duke	48 86	106	A	Drake	70 74	
2	H	Baylor	61 77	35	A	Oklahoma	54 85	63	H	Iowa	69 66	107	A	UNI	84 75	
6	A	Texas	54 75	35	H	Oklahoma	71 77	88	A	TCU	69 79	139	N	Idaho	65 97	
6	H	Texas	49 65	46	A	Kansas St.	84 79	88	H	TCU	62 72	142	A	Texas Tech	66 69	
24	A	Oklahoma St.	76 79	46	H	Kansas St.	53 68					142	H	Texas Tech	77 48	
24	H	Oklahoma St.	49 42									175	H	Southern U.	86 46	
												180	H	Hampton	95 59	
												214	N	Texas St.	83 61	
												237	A	Kansas	63 53	
												237	H	Kansas	65 49	
												291	H	Northern Ariz.	79 63	
												301	H	Alcorn	91 41	
												331	H	Ark.-Pine Bluff	70 41	
LAST 12 Division I GAMES:																
35	A	Oklahoma	54 85	6	H	Texas	49 65									
46	H	Kansas St.	53 68	237	A	Kansas	63 53									
2	A	Baylor	41 78	35	H	Oklahoma	71 77									
142	H	Texas Tech	77 48	88	H	TCU	62 72									
88	A	TCU	69 79	2	H	Baylor	61 77									
29	A	West Virginia	47 57	24	A	Oklahoma St.	76 79									

Non-Div I Games:

Iowa St.

■ Loss, 
 ■ Non-Conf, 
 ■ S Site, 
 ■ H Home 
 ■ A Away 
 N Neutral

Average RPI Win:	312	WON-LOST	WINNING	LAST 10	STRENGTH OF	OPP. STRENGTH	TEAM	ADJ.	CONF.	ADJ CONF.
Average RPI Loss:	218	RECORD	PCT. RANK	GAMES	SCHEDULE	OF SCHEDULE	RPI	RPI	RPI	RPI
DIV. I ONLY	10- 14	223	4- 6	347	343	313	313	31	31	
DIV. I NON-CONF.	3- 5	218	0- 0	337	221	297	297	31	31	
TOTALS	RPI 1-25	RPI 26-50	W-L RECORDS	RPI 51-100	RPI 101-150	RPI 150+				
10- 14	0- 1	0- 0	OVERALL	0- 1	0- 1	10- 11				
6- 6	0- 0	0- 0	HOME	0- 0	0- 0	6- 6				
4- 8	0- 1	0- 0	AWAY	0- 1	0- 1	4- 5				
0- 0	0- 0	0- 0	NEUTRAL	0- 0	0- 0	0- 0				
3- 5	0- 1	0- 0	NON-CONFERENCE	0- 1	0- 1	3- 2				
2- 1	0- 0	0- 0	HOME	0- 0	0- 0	2- 1				
1- 4	0- 1	0- 0	AWAY	0- 1	0- 1	1- 1				
0- 0	0- 0	0- 0	NEUTRAL	0- 0	0- 0	0- 0				
7- 9	0- 0	0- 0	CONFERENCE	0- 0	0- 0	7- 9				
4- 5	0- 0	0- 0	HOME	0- 0	0- 0	4- 5				
3- 4	0- 0	0- 0	AWAY	0- 0	0- 0	3- 4				
0- 0	0- 0	0- 0	NEUTRAL	0- 0	0- 0	0- 0				

RPI 1-25				RPI 26-50				RPI 51-100				RPI 101+ Team's RPI: 313			
RPI	S	Opponent	Score	RPI	S	Opponent	Score	RPI	S	Opponent	Score	RPI	S	Opponent	Score
12	A	Kentucky	24 92					83	A	Tulane	49 92	122	A	Northwestern St.	54 59
												175	A	Southern U.	57 84
												175	H	Southern U.	57 66
												190	A	Grambling	61 75
												190	H	Grambling	58 79
												249	A	Texas Southern	47 66
												249	H	Texas Southern	36 62
												260	H	Alabama St.	70 69
												273	A	Prairie View	77 67
												273	H	Prairie View	52 62
												294	H	Jacksonville St.	71 65
												301	A	Alcorn	73 66
												301	H	Alcorn	79 65
												308	A	Southeastern La.	79 72
												330	A	New Orleans	68 85
												331	A	Ark.-Pine Bluff	66 71
												331	H	Ark.-Pine Bluff	59 66
												334	H	Lipscomb	53 52
												341	H	Chicago St.	59 76
												346	H	Alabama A&M	59 58
												349	A	Mississippi Val.	72 46
												349	H	Mississippi Val.	70 43
LAST 12 Division I GAMES:															
331	H	Ark.-Pine Bluff	59 66	301	H	Alcorn	79 65								
349	H	Mississippi Val.	70 43	331	A	Ark.-Pine Bluff	66 71								
190	A	Grambling	61 75	349	A	Mississippi Val.	72 46								
273	A	Prairie View	77 67	190	H	Grambling	58 79								
249	A	Texas Southern	47 66	273	H	Prairie View	52 62								
175	H	Southern U.	57 66	249	H	Texas Southern	36 62								

Non-Div I Games: Fisk 78 58 Blue Mountain 74 52 Mobile 100 57

Jackson St.

Loss, Non-Conf, S Site, H Home A Away N Neutral

Jacksonville

Through Games Of Feb. 29, 2016

Average RPI Win: <b>286</b>	WON-LOST	WINNING	LAST 10	STRENGTH OF	OPP. STRENGTH	TEAM	ADJ.	CONF.	ADJ CONF.
Average RPI Loss: <b>117</b>	RECORD	PCT. RANK	GAMES	SCHEDULE	OF SCHEDULE	RPI	RPI	RPI	RPI
DIV. I ONLY	17- 10	97	7- 3	277	273	146	146	29	29
DIV. I NON-CONF.	6- 7	176	0- 0	237	211	194	194	28	28
TOTALS	RPI 1-25	RPI 26-50	W-L RECORDS	RPI 51-100	RPI 101-150	RPI 150+			
17- 10	0- 3	0- 0	OVERALL	0- 2	0- 2	17- 3			
10- 1	0- 0	0- 0	HOME	0- 1	0- 0	10- 0			
6- 8	0- 2	0- 0	AWAY	0- 0	0- 1	6- 0			
1- 1	0- 0	0- 0	NEUTRAL	0- 0	0- 0	1- 1			
6- 7	0- 3	0- 0	NON-CONFERENCE	0- 0	0- 2	6- 2			
4- 0	0- 0	0- 0	HOME	0- 0	0- 0	4- 0			
1- 6	0- 3	0- 0	AWAY	0- 0	0- 2	1- 1			
1- 1	0- 0	0- 0	NEUTRAL	0- 0	0- 0	1- 1			
11- 3	0- 0	0- 0	CONFERENCE	0- 2	0- 0	11- 1			
6- 1	0- 0	0- 0	HOME	0- 1	0- 0	6- 0			
5- 2	0- 0	0- 0	AWAY	0- 1	0- 0	5- 1			
0- 0	0- 0	0- 0	NEUTRAL	0- 0	0- 0	0- 0			

RPI 1-25				RPI 26-50				RPI 51-100				RPI 101+ Team's RPI: 146			
RPI	S	Opponent	Score	RPI	S	Opponent	Score	RPI	S	Opponent	Score	RPI	S	Opponent	Score
13	A	Florida St.	60 <b>77</b>					61	A	FGCU	39 <b>58</b>	132	A	Wake Forest	51 <b>57</b>
16	A	Syracuse	49 <b>65</b>					61	H	FGCU	55 <b>59</b>	144	A	UT Arlington	54 <b>56</b>
25	A	South Fla.	52 <b>74</b>									192	A	Stetson	61 <b>66</b>
												192	H	Stetson	69 49
												208	A	USC Upstate	49 43
												208	H	USC Upstate	75 69
												229	N	Dartmouth	51 44
												254	A	Bethune-Cookman	63 53
												258	N	Bowling Green	69 <b>72</b>
												264	A	UNCW	49 <b>51</b>
												268	H	Murray St.	79 54
												289	A	Kennesaw St.	67 42
												289	H	Kennesaw St.	78 63
												298	H	Savannah St.	65 52
												307	H	South Carolina St.	79 47
												309	H	FIU	80 44
												325	A	North Florida	73 39
												325	H	North Florida	65 51
												334	A	Lipscomb	76 55
												334	H	Lipscomb	81 51
												345	A	NJIT	65 36
												345	H	NJIT	68 37
LAST 12 Division I GAMES:															
325	H	North Florida	65 51	192	A	Stetson	61 <b>66</b>								
208	H	USC Upstate	75 69	61	A	FGCU	39 <b>58</b>								
345	H	NJIT	68 37	192	H	Stetson	69 49								
334	A	Lipscomb	76 55	345	A	NJIT	65 36								
289	A	Kennesaw St.	67 42	208	A	USC Upstate	49 43								
61	H	FGCU	55 <b>59</b>	289	H	Kennesaw St.	78 63								

Non-Div I Games: Edward Waters 90 51 Thomas (GA) 88 50

Jacksonville

Loss, Non-Conf, S Site, H Home A Away N Neutral

Average RPI Win:	280	WON-LOST	WINNING	LAST 10	STRENGTH OF	OPP. STRENGTH	TEAM	ADJ.	CONF.	ADJ CONF.
Average RPI Loss:	196	RECORD	PCT. RANK	GAMES	SCHEDULE	OF SCHEDULE	RPI	RPI	RPI	RPI
DIV. I ONLY	9- 18	264	3- 7	307	301	294	294	24	24	
DIV. I NON-CONF.	4- 7	222	0- 0	280	337	271	271	24	24	
TOTALS	RPI 1-25	RPI 26-50	W-L RECORDS	RPI 51-100	RPI 101-150	RPI 150+				
9- 18	0- 0	0- 0	OVERALL	0- 4	0- 4	9- 10				
6- 6	0- 0	0- 0	HOME	0- 2	0- 2	6- 2				
3- 12	0- 0	0- 0	AWAY	0- 2	0- 2	3- 8				
0- 0	0- 0	0- 0	NEUTRAL	0- 0	0- 0	0- 0				
4- 7	0- 0	0- 0	NON-CONFERENCE	0- 1	0- 3	4- 3				
3- 1	0- 0	0- 0	HOME	0- 0	0- 1	3- 0				
1- 6	0- 0	0- 0	AWAY	0- 1	0- 2	1- 3				
0- 0	0- 0	0- 0	NEUTRAL	0- 0	0- 0	0- 0				
5- 11	0- 0	0- 0	CONFERENCE	0- 3	0- 1	5- 7				
3- 5	0- 0	0- 0	HOME	0- 2	0- 1	3- 2				
2- 6	0- 0	0- 0	AWAY	0- 1	0- 0	2- 5				
0- 0	0- 0	0- 0	NEUTRAL	0- 0	0- 0	0- 0				

RPI S	Opponent	Score	RPI S	Opponent	Score	RPI S	Opponent	Score	RPI S	Opponent	Score	Team's RPI: 294
						58	A Purdue	48 67	102	A Memphis	55 70	
						89	H UT Martin	53 63	108	H Samford	39 50	
						91	A Belmont	42 56	110	A Mercer	39 46	
						91	H Belmont	32 44	148	H SIUE	57 62	
									185	A Eastern Ky.	56 54	
									185	H Eastern Ky.	50 76	
									224	A Southeast Mo. St.	47 61	
									253	A Tennessee St.	40 50	
									253	H Tennessee St.	69 55	
									266	A Austin Peay	59 61	
									268	A Murray St.	74 71	
									280	A Tennessee Tech	49 51	
									280	H Tennessee Tech	55 46	
									289	H Kennesaw St.	61 52	
									290	A Ga. Southern	56 60	
									298	H Savannah St.	50 35	
									301	H Alcorn	67 65	
									302	A Wofford	54 66	
									305	A Morehead St.	63 67	
									305	H Morehead St.	66 70	
									311	A Nicholls St.	63 49	
									313	A Jackson St.	65 71	
									339	H Eastern Ill.	60 52	
LAST 12 Division I GAMES:												
			305	H Morehead St.	66 70		253	H Tennessee St.	69 55			
			253	A Tennessee St.	40 50		185	A Eastern Ky.	56 54			
			185	H Eastern Ky.	50 76		305	A Morehead St.	63 67			
			280	A Tennessee Tech	49 51		91	H Belmont	32 44			
			91	A Belmont	42 56		89	H UT Martin	53 63			
			280	H Tennessee Tech	55 46		224	A Southeast Mo. St.	47 61			

Non-Div I Games: Tuskegee 74 47

Jacksonville St.

Average RPI Win:	183	WON-LOST	WINNING	LAST 10	STRENGTH OF	OPP. STRENGTH	TEAM	ADJ.	CONF.	ADJ CONF.
Average RPI Loss:	54	RECORD	PCT. RANK	GAMES	SCHEDULE	OF SCHEDULE	RPI	RPI	RPI	RPI
DIV. I ONLY	22- 5	24	10- 0	121	99	39	39	13	13	
DIV. I NON-CONF.	7- 4	110	0- 0	100	39	86	86	10	10	
TOTALS	RPI 1-25	RPI 26-50	W-L RECORDS	RPI 51-100	RPI 101-150	RPI 150+				
22- 5	0- 2	0- 2	OVERALL	6- 0	1- 0	15- 1				
14- 0	0- 0	0- 0	HOME	3- 0	1- 0	10- 0				
8- 3	0- 1	0- 1	AWAY	3- 0	0- 0	5- 1				
0- 2	0- 1	0- 1	NEUTRAL	0- 0	0- 0	0- 0				
7- 4	0- 2	0- 2	NON-CONFERENCE	0- 0	1- 0	6- 0				
5- 0	0- 0	0- 0	HOME	0- 0	1- 0	4- 0				
2- 2	0- 1	0- 1	AWAY	0- 0	0- 0	2- 0				
0- 2	0- 1	0- 1	NEUTRAL	0- 0	0- 0	0- 0				
15- 1	0- 0	0- 0	CONFERENCE	6- 0	0- 0	9- 1				
9- 0	0- 0	0- 0	HOME	3- 0	0- 0	6- 0				
6- 1	0- 0	0- 0	AWAY	3- 0	0- 0	3- 1				
0- 0	0- 0	0- 0	NEUTRAL	0- 0	0- 0	0- 0				

RPI 1-25				RPI 26-50				Team's RPI: 39	RPI 51-100				RPI 101+			
RPI	S	Opponent	Score	RPI	S	Opponent	Score		RPI	S	Opponent	Score	RPI	S	Opponent	Score
2	N	Baylor	63 77	29	N	West Virginia	62 69		75	A	Hofstra	71 54	116	H	Liberty	72 56
10	A	UCLA	61 90	30	A	St. Bonaventure	45 56		75	H	Hofstra	57 42	159	A	Northeastern	61 52
									81	A	Drexel	59 55	159	H	Northeastern	85 62
									81	H	Drexel	67 56	165	H	Delaware	75 55
									93	A	Elon	81 76	174	H	Davidson	87 45
									93	H	Elon	73 72	180	A	Hampton	68 56
													198	A	William & Mary	59 65
													198	H	William & Mary	83 63
													200	A	Richmond	73 47
													227	H	Col. of Charleston	83 61
													246	H	Morgan St.	92 31
													264	A	UNCW	77 41
													264	H	UNCW	60 40
													281	H	American	74 45
													292	A	Towson	64 57
													292	H	Towson	61 45
													321	H	Longwood	88 30
LAST 12 Division I GAMES:																
				93	H	Elon	73 72		159	A	Northeastern	61 52				
				264	A	UNCW	77 41		75	A	Hofstra	71 54				
				292	H	Towson	61 45		264	H	UNCW	60 40				
				198	H	William & Mary	83 63		165	H	Delaware	75 55				
				75	H	Hofstra	57 42		292	A	Towson	64 57				
				81	A	Drexel	59 55		159	H	Northeastern	85 62				

Non-Div I Games:

James Madison

Kansas

Through Games Of Feb. 29, 2016

Average RPI Win:	191	WON-LOST	WINNING	LAST 10	STRENGTH OF	OPP. STRENGTH	TEAM	ADJ.	CONF.	ADJ CONF.
Average RPI Loss:	78	RECORD	PCT. RANK	GAMES	SCHEDULE	OF SCHEDULE	RPI	RPI	RPI	RPI
DIV. I ONLY	5- 24	318	0- 10	31	32	237	237	3	3	
DIV. I NON-CONF.	5- 6	180	0- 0	208	195	241	241	3	3	
TOTALS	RPI 1-25	RPI 26-50	W-L RECORDS	RPI 51-100	RPI 101-150	RPI 150+				
5- 24	0- 6	0- 6	OVERALL	0- 4	2- 6	3- 2				
4- 13	0- 3	0- 3	HOME	0- 3	2- 3	2- 1				
0- 11	0- 3	0- 3	AWAY	0- 1	0- 3	0- 1				
1- 0	0- 0	0- 0	NEUTRAL	0- 0	0- 0	1- 0				
5- 6	0- 0	0- 0	NON-CONFERENCE	0- 2	2- 2	3- 2				
4- 4	0- 0	0- 0	HOME	0- 2	2- 1	2- 1				
0- 2	0- 0	0- 0	AWAY	0- 0	0- 1	0- 1				
1- 0	0- 0	0- 0	NEUTRAL	0- 0	0- 0	1- 0				
0- 18	0- 6	0- 6	CONFERENCE	0- 2	0- 4	0- 0				
0- 9	0- 3	0- 3	HOME	0- 1	0- 2	0- 0				
0- 9	0- 3	0- 3	AWAY	0- 1	0- 2	0- 0				
0- 0	0- 0	0- 0	NEUTRAL	0- 0	0- 0	0- 0				

RPI	S	Opponent	Score	RPI	S	Opponent	Score	RPI	S	Opponent	Score	RPI	S	Opponent	Score	Team's RPI: 237
2	A	Baylor	49 81	29	A	West Virginia	35 72	56	H	St. John's (NY)	71 86	102	H	Memphis	72 63	
2	H	Baylor	40 58	29	H	West Virginia	45 65	87	H	Washington St.	53 66	111	A	Iowa St.	49 65	
6	A	Texas	46 70	35	A	Oklahoma	44 67	88	A	TCU	52 55	111	H	Iowa St.	53 63	
6	H	Texas	38 75	35	H	Oklahoma	66 72	88	H	TCU	44 70	124	A	Arizona	52 67	
24	A	Oklahoma St.	49 71	46	A	Kansas St.	67 81					131	H	Creighton	67 54	
24	H	Oklahoma St.	46 74	46	H	Kansas St.	46 59					142	A	Texas Tech	44 54	
												142	H	Texas Tech	58 69	
												145	H	Oral Roberts	63 70	
												191	A	SMU	64 73	
												222	H	Navy	61 54	
												249	H	Texas Southern	72 65	
												251	N	Northern Ill.	66 58	
												295	H	UMKC	44 47	
LAST 12 Division I GAMES:																
88	A	TCU	52 55	2	A	Baylor	49 81									
142	H	Texas Tech	58 69	111	H	Iowa St.	53 63									
24	A	Oklahoma St.	49 71	142	A	Texas Tech	44 54									
35	H	Oklahoma	66 72	6	A	Texas	46 70									
88	H	TCU	44 70	24	H	Oklahoma St.	46 74									
46	A	Kansas St.	67 81	46	H	Kansas St.	46 59									

Non-Div I Games:

Kansas

Loss, Non-Conf, S Site, H Home A Away N Neutral





Average RPI Win: 313		WON-LOST	WINNING	LAST 10	STRENGTH OF	OPP. STRENGTH	TEAM	ADJ.	CONF.	ADJ CONF.
Average RPI Loss: 176		RECORD	PCT. RANK	GAMES	SCHEDULE	OF SCHEDULE	RPI	RPI	RPI	RPI
DIV. I ONLY		10- 18	257	4- 6	279	317	289	289	29	29
DIV. I NON-CONF.		4- 10	253	0- 0	262	328	306	306	28	28
TOTALS	RPI 1-25		RPI 26-50		W-L RECORDS		RPI 51-100		RPI 101-150	RPI 150+
10- 18	0- 1		0- 1		OVERALL		0- 2		0- 3	10- 11
7- 6	0- 0		0- 0		HOME		0- 1		0- 2	7- 3
3- 12	0- 1		0- 1		AWAY		0- 1		0- 1	3- 8
0- 0	0- 0		0- 0		NEUTRAL		0- 0		0- 0	0- 0
4- 10	0- 1		0- 1		NON-CONFERENCE		0- 0		0- 1	4- 7
4- 2	0- 0		0- 0		HOME		0- 0		0- 1	4- 1
0- 8	0- 1		0- 1		AWAY		0- 0		0- 0	0- 6
0- 0	0- 0		0- 0		NEUTRAL		0- 0		0- 0	0- 0
6- 8	0- 0		0- 0		CONFERENCE		0- 2		0- 2	6- 4
3- 4	0- 0		0- 0		HOME		0- 1		0- 1	3- 2
3- 4	0- 0		0- 0		AWAY		0- 1		0- 1	3- 2
0- 0	0- 0		0- 0		NEUTRAL		0- 0		0- 0	0- 0

[illegible]

Non-Div I Games:	Thomas (GA)	70	41
------------------	-------------	----	----

Kennesaw St.

Loss, Non-Conf, S Site, H Home A Away N Neutral

Average RPI Win: <b>236</b>	WON-LOST	WINNING	LAST 10	STRENGTH OF	OPP. STRENGTH	TEAM	ADJ.	CONF.	ADJ CONF.
Average RPI Loss: <b>157</b>	RECORD	PCT. RANK	GAMES	SCHEDULE	OF SCHEDULE	RPI	RPI	RPI	RPI
DIV. I ONLY	4- 21	322	2- 8	200	165	322	322	11	11
DIV. I NON-CONF.	2- 7	280	0- 0	332	273	344	344	13	13
TOTALS	RPI 1-25	RPI 26-50	W-L RECORDS	RPI 51-100	RPI 101-150	RPI 150+			
4- 21	0- 0	0- 2	OVERALL	1- 3	0- 9	3- 7			
4- 10	0- 0	0- 1	HOME	1- 1	0- 5	3- 3			
0- 11	0- 0	0- 1	AWAY	0- 2	0- 4	0- 4			
0- 0	0- 0	0- 0	NEUTRAL	0- 0	0- 0	0- 0			
2- 7	0- 0	0- 0	NON-CONFERENCE	0- 1	0- 2	2- 4			
2- 4	0- 0	0- 0	HOME	0- 1	0- 1	2- 2			
0- 3	0- 0	0- 0	AWAY	0- 0	0- 1	0- 2			
0- 0	0- 0	0- 0	NEUTRAL	0- 0	0- 0	0- 0			
2- 14	0- 0	0- 2	CONFERENCE	1- 2	0- 7	1- 3			
2- 6	0- 0	0- 1	HOME	1- 0	0- 4	1- 1			
0- 8	0- 0	0- 1	AWAY	0- 2	0- 3	0- 2			
0- 0	0- 0	0- 0	NEUTRAL	0- 0	0- 0	0- 0			

RPI S	Opponent	Score	RPI S	Opponent	Score	RPI S	Opponent	Score	RPI S	Opponent	Score	Team's RPI: 322
43	A Ohio	52 <b>86</b>	43	H Ohio	54 <b>93</b>	62	H Ball St.	59 50	103	A Toledo	67 <b>73</b>	
						73	A Central Mich.	61 <b>81</b>	103	H Toledo	64 <b>67</b>	
						76	H Minnesota	73 <b>85</b>	105	H Wright St.	68 <b>73</b>	
						86	A Eastern Mich.	51 <b>72</b>	118	H Buffalo	66 <b>77</b>	
									125	A Akron	66 <b>78</b>	
									125	H Akron	60 <b>70</b>	
									126	A Youngstown St.	61 <b>91</b>	
									138	A Western Mich.	52 <b>73</b>	
									138	H Western Mich.	53 <b>65</b>	
									213	H Brown	57 <b>62</b>	
									251	H Northern Ill.	95 85	
									258	A Bowling Green	49 <b>71</b>	
									258	H Bowling Green	55 <b>65</b>	
									274	H Cleveland St.	49 <b>60</b>	
									276	A Miami (OH)	52 <b>55</b>	
									300	A Bradley	60 <b>68</b>	
									306	H Colgate	76 71	
									314	A IPFW	68 <b>86</b>	
									324	H North Dakota St.	75 54	
LAST 12 Division I GAMES:												
125	H Akron	60 <b>70</b>	276	A Miami (OH)	52 <b>55</b>							
43	A Ohio	52 <b>86</b>	138	H Western Mich.	53 <b>65</b>							
258	H Bowling Green	55 <b>65</b>	251	H Northern Ill.	95 85							
125	A Akron	66 <b>78</b>	258	A Bowling Green	49 <b>71</b>							
62	H Ball St.	59 50	43	H Ohio	54 <b>93</b>							
103	H Toledo	64 <b>67</b>	86	A Eastern Mich.	51 <b>72</b>							

Non-Div I Games: Malone 73 59

Kent St.

## Kentucky

Through Games Of Feb. 29, 2016

Average RPI Win:	111	WON-LOST	WINNING	LAST 10	STRENGTH OF	OPP. STRENGTH	TEAM	ADJ.	CONF.	ADJ CONF.
Average RPI Loss:	57	RECORD	PCT. RANK	GAMES	SCHEDULE	OF SCHEDULE	RPI	RPI	RPI	RPI
DIV. I ONLY	21- 6	40	7- 3	17	17	12	12	2	2	
DIV. I NON-CONF.	11- 0	1	0- 0	99	64	6	6	2	2	
TOTALS	RPI 1-25	RPI 26-50	W-L RECORDS	RPI 51-100	RPI 101-150	RPI 150+				
21- 6	3- 3	4- 0	OVERALL	5- 2	4- 0	5- 1				
14- 2	1- 1	2- 0	HOME	3- 1	3- 0	5- 0				
7- 4	2- 2	2- 0	AWAY	2- 1	1- 0	0- 1				
0- 0	0- 0	0- 0	NEUTRAL	0- 0	0- 0	0- 0				
11- 0	2- 0	0- 0	NON-CONFERENCE	3- 0	1- 0	5- 0				
8- 0	1- 0	0- 0	HOME	2- 0	0- 0	5- 0				
3- 0	1- 0	0- 0	AWAY	1- 0	1- 0	0- 0				
0- 0	0- 0	0- 0	NEUTRAL	0- 0	0- 0	0- 0				
10- 6	1- 3	4- 0	CONFERENCE	2- 2	3- 0	0- 1				
6- 2	0- 1	2- 0	HOME	1- 1	3- 0	0- 0				
4- 4	1- 2	2- 0	AWAY	1- 1	0- 0	0- 1				
0- 0	0- 0	0- 0	NEUTRAL	0- 0	0- 0	0- 0				

RPI	S	Opponent	Score	RPI	S	Opponent	Score	RPI	S	Opponent	Score	RPI	S	Opponent	Score
4	A	South Carolina	68 78	26	A	Georgia	64 53	51	H	Duke	71 61	119	H	LSU	70 58
4	H	South Carolina	62 73	27	H	Tennessee	64 63	60	A	Middle Tenn.	68 52	134	H	Arkansas	77 63
8	A	Arizona St.	68 64	28	A	Mississippi St.	83 60	64	A	Auburn	61 66	140	A	Northern Ky.	84 65
14	H	Louisville	72 54	41	H	Missouri	69 59	64	H	Auburn	54 47	143	H	Alabama	73 48
17	A	Texas A&M	71 58					79	A	Vanderbilt	71 55	170	A	Ole Miss	65 73
18	A	Florida	79 85					79	H	Vanderbilt	69 71	189	H	Colorado	86 61
								86	H	Eastern Mich.	89 67	225	H	Rice	72 39
												253	H	Tennessee St.	81 39
												305	H	Morehead St.	112 57
												313	H	Jackson St.	92 24
LAST 12 Division I GAMES:															
17	A	Texas A&M	71 58	4	A	South Carolina	68 78								
41	H	Missouri	69 59	18	A	Florida	79 85								
134	H	Arkansas	77 63	79	H	Vanderbilt	69 71								
28	A	Mississippi St.	83 60	27	H	Tennessee	64 63								
79	A	Vanderbilt	71 55	170	A	Ole Miss	65 73								
119	H	LSU	70 58	64	H	Auburn	54 47								

Non-Div I Games:

Kentucky

■ Loss, 
■ Non-Conf, S Site, 
■ Home 
■ Away 
N Neutral

Average RPI Win: 311		WON-LOST	WINNING	LAST 10	STRENGTH OF	OPP. STRENGTH	TEAM	ADJ.	CONF.	ADJ CONF.
Average RPI Loss: 232		RECORD	PCT. RANK	GAMES	SCHEDULE	OF SCHEDULE	RPI	RPI	RPI	RPI
DIV. I ONLY		9- 20	272	4- 6	336	342	326	326	30	30
DIV. I NON-CONF.		2- 9	296	0- 0	320	297	333	333	32	32
TOTALS		RPI 1-25	RPI 26-50	W-L RECORDS	RPI 51-100	RPI 101-150	RPI 150+			
9- 20	0- 1		0- 0	OVERALL	0- 0	0- 1	9- 18			
3- 11	0- 1		0- 0	HOME	0- 0	0- 0	3- 10			
6- 7	0- 0		0- 0	AWAY	0- 0	0- 1	6- 6			
0- 2	0- 0		0- 0	NEUTRAL	0- 0	0- 0	0- 2			
2- 9	0- 1		0- 0	NON-CONFERENCE	0- 0	0- 1	2- 7			
0- 5	0- 1		0- 0	HOME	0- 0	0- 0	0- 4			
2- 2	0- 0		0- 0	AWAY	0- 0	0- 1	2- 1			
0- 2	0- 0		0- 0	NEUTRAL	0- 0	0- 0	0- 2			
7- 11	0- 0		0- 0	CONFERENCE	0- 0	0- 0	7- 11			
3- 6	0- 0		0- 0	HOME	0- 0	0- 0	3- 6			
4- 5	0- 0		0- 0	AWAY	0- 0	0- 0	4- 5			
0- 0	0- 0		0- 0	NEUTRAL	0- 0	0- 0	0- 0			

[illegible]

Non-Div I Games:

LIU Brooklyn

Loss, Non-Conf, S Site, H Home A Away N Neutral

RPI	S	Opponent	Score	
342	H	Wagner	71	66
345	H	NJIT	44	53

L  
I  
U  
B  
r  
o  
o  
k  
l  
y  
n

L  
I  
U  
B  
r  
o  
o  
k  
l  
y  
n

LIU Brooklyn

Average RPI Win:	160	WON-LOST	WINNING	LAST 10	STRENGTH OF	OPP. STRENGTH	TEAM	ADJ.	CONF.	ADJ CONF.
Average RPI Loss:	55	RECORD	PCT. RANK	GAMES	SCHEDULE	OF SCHEDULE	RPI	RPI	RPI	RPI
DIV. I ONLY	9- 20	272	2- 8	2	51	119	119	2	2	
DIV. I NON-CONF.	6- 7	176	0- 0	22	192	114	114	2	2	
TOTALS	RPI 1-25	RPI 26-50	W-L RECORDS	RPI 51-100	RPI 101-150	RPI 150+				
9- 20	0- 7	2- 3	OVERALL	0- 6	2- 4	5- 0				
6- 7	0- 2	1- 2	HOME	0- 1	1- 2	4- 0				
2- 11	0- 5	1- 1	AWAY	0- 3	1- 2	0- 0				
1- 2	0- 0	0- 0	NEUTRAL	0- 2	0- 0	1- 0				
6- 7	0- 1	0- 0	NON-CONFERENCE	0- 4	2- 2	4- 0				
4- 1	0- 0	0- 0	HOME	0- 0	1- 1	3- 0				
1- 4	0- 1	0- 0	AWAY	0- 2	1- 1	0- 0				
1- 2	0- 0	0- 0	NEUTRAL	0- 2	0- 0	1- 0				
3- 13	0- 6	2- 3	CONFERENCE	0- 2	0- 2	1- 0				
2- 6	0- 2	1- 2	HOME	0- 1	0- 1	1- 0				
1- 7	0- 4	1- 1	AWAY	0- 1	0- 1	0- 0				
0- 0	0- 0	0- 0	NEUTRAL	0- 0	0- 0	0- 0				

RPI	S	Opponent	Score	RPI	S	Opponent	Score	RPI	S	Opponent	Score	RPI	S	Opponent	Score	Team's RPI: 119
3	A	UConn	40 86	26	A	Georgia	53 46	54	A	Rutgers	57 69	108	H	Samford	44 47	
4	A	South Carolina	39 75	26	H	Georgia	47 58	58	N	Purdue	52 69	121	A	Little Rock	57 51	
12	A	Kentucky	58 70	27	H	Tennessee	57 56	64	H	Auburn	53 63	132	A	Wake Forest	57 60	
17	A	Texas A&M	54 68	28	H	Mississippi St.	52 71	69	N	Maine	41 52	134	H	Arkansas	44 48	
17	H	Texas A&M	35 53	41	A	Missouri	46 52	79	A	Vanderbilt	42 58	135	H	Long Beach St.	59 53	
18	A	Florida	45 53					83	A	Tulane	63 67	143	A	Alabama	45 62	
18	H	Florida	56 82									169	N	Marist	72 49	
												170	H	Ole Miss	76 57	
												249	H	Texas Southern	86 36	
												267	H	UC Santa Barbara	68 50	
												279	H	La.-Monroe	61 54	
LAST 12 Division I GAMES:																
4	A	South Carolina	39 75	28	H	Mississippi St.	52 71									
18	H	Florida	56 82	64	H	Auburn	53 63									
27	H	Tennessee	57 56	41	A	Missouri	46 52									
17	A	Texas A&M	54 68	26	A	Georgia	53 46									
26	H	Georgia	47 58	134	H	Arkansas	44 48									
12	A	Kentucky	58 70	18	A	Florida	45 53									

Non-Div I Games:

LSU

■ Loss, 
■ Non-Conf, 
■ S Site, 
■ H Home 
■ A Away 
N Neutral

Average RPI Win:	249	WON-LOST	WINNING	LAST 10	STRENGTH OF	OPP. STRENGTH	TEAM	ADJ.	CONF.	ADJ CONF.
Average RPI Loss:	126	RECORD	PCT. RANK	GAMES	SCHEDULE	OF SCHEDULE	RPI	RPI	RPI	RPI
DIV. I ONLY	5- 24	318	2- 8	120	122	277	277	7	7	
DIV. I NON-CONF.	3- 10	277	0- 1	138	277	243	243	8	8	
TOTALS	RPI 1-25	RPI 26-50	W-L RECORDS	RPI 51-100	RPI 101-150	RPI 150+				
5- 24	0- 1	0- 5	OVERALL	1- 5	0- 2	4- 11				
2- 11	0- 0	0- 3	HOME	1- 3	0- 0	1- 5				
2- 12	0- 1	0- 2	AWAY	0- 2	0- 1	2- 6				
1- 1	0- 0	0- 0	NEUTRAL	0- 0	0- 1	1- 0				
3- 10	0- 0	0- 3	NON-CONFERENCE	0- 1	0- 2	3- 4				
0- 5	0- 0	0- 2	HOME	0- 1	0- 0	0- 2				
2- 4	0- 0	0- 1	AWAY	0- 0	0- 1	2- 2				
1- 1	0- 0	0- 0	NEUTRAL	0- 0	0- 1	1- 0				
2- 14	0- 1	0- 2	CONFERENCE	1- 4	0- 0	1- 7				
2- 6	0- 0	0- 1	HOME	1- 2	0- 0	1- 3				
0- 8	0- 1	0- 1	AWAY	0- 2	0- 0	0- 4				
0- 0	0- 0	0- 0	NEUTRAL	0- 0	0- 0	0- 0				

RPI 1-25				RPI 26-50				RPI 51-100				RPI 101+ Team's RPI: 277			
RPI	S	Opponent	Score	RPI	S	Opponent	Score	RPI	S	Opponent	Score	RPI	S	Opponent	Score
23	A	Duquesne	49 74	30	H	St. Bonaventure	63 70	53	A	Saint Louis	70 79	132	A	Wake Forest	53 61
				33	A	Miami (FL)	58 86	66	H	Temple	48 77	149	N	Milwaukee	53 69
				34	H	Penn	68 78	71	H	Dayton	51 67	166	A	Fordham	44 54
				38	A	George Washington	59 83	84	H	VCU	76 84	174	H	Davidson	58 66
				47	H	Villanova	56 67	99	A	Saint Joseph's	55 64	176	A	UMBC	29 60
								99	H	Saint Joseph's	75 70	183	A	George Mason	70 79
												187	A	Fairfield	59 62
												200	H	Richmond	43 60
												202	H	Robert Morris	45 76
												209	A	Massachusetts	57 80
												209	H	Massachusetts	66 57
												216	A	Rhode Island	52 62
												216	H	Rhode Island	61 72
												236	H	North Texas	63 69
												256	A	Monmouth	65 50
												332	A	Howard	71 68
												347	N	Norfolk St.	67 59
LAST 12 Division I GAMES:															
209	A	Massachusetts	57 80	84	H	VCU	76 84								
23	A	Duquesne	49 74	216	A	Rhode Island	52 62								
30	H	St. Bonaventure	63 70	99	A	Saint Joseph's	55 64								
99	H	Saint Joseph's	75 70	71	H	Dayton	51 67								
166	A	Fordham	44 54	53	A	Saint Louis	70 79								
209	H	Massachusetts	66 57	34	H	Penn	68 78								

Non-Div I Games:

La Salle

■ Loss, 
 ■ Non-Conf, 
 ■ S Site, 
 ■ H Home 
 ■ A Away 
 N Neutral



## La.-Lafayette

Through Games Of Feb. 29, 2016

Average RPI Win:	215	WON-LOST	WINNING	LAST 10	STRENGTH OF	OPP. STRENGTH	TEAM	ADJ.	CONF.	ADJ CONF.
Average RPI Loss:	165	RECORD	PCT. RANK	GAMES	SCHEDULE	OF SCHEDULE	RPI	RPI	RPI	RPI
DIV. I ONLY	16- 9	91	4- 6	256	190	133	133	16	16	
DIV. I NON-CONF.	5- 2	86	0- 0	322	218	143	143	14	14	
TOTALS	RPI 1-25	RPI 26-50	W-L RECORDS	RPI 51-100	RPI 101-150	RPI 150+				
16- 9	0- 0	0- 2	OVERALL	0- 0	4- 1	12- 6				
7- 3	0- 0	0- 1	HOME	0- 0	1- 1	6- 1				
7- 6	0- 0	0- 1	AWAY	0- 0	2- 0	5- 5				
2- 0	0- 0	0- 0	NEUTRAL	0- 0	1- 0	1- 0				
5- 2	0- 0	0- 0	NON-CONFERENCE	0- 0	1- 0	4- 2				
2- 0	0- 0	0- 0	HOME	0- 0	0- 0	2- 0				
1- 2	0- 0	0- 0	AWAY	0- 0	0- 0	1- 2				
2- 0	0- 0	0- 0	NEUTRAL	0- 0	1- 0	1- 0				
11- 7	0- 0	0- 2	CONFERENCE	0- 0	3- 1	8- 4				
5- 3	0- 0	0- 1	HOME	0- 0	1- 1	4- 1				
6- 4	0- 0	0- 1	AWAY	0- 0	2- 0	4- 3				
0- 0	0- 0	0- 0	NEUTRAL	0- 0	0- 0	0- 0				

RPI 1-25			RPI 26-50			RPI 51-100			RPI 101+ Team's RPI: 133		
RPI	S	Opponent	Score	RPI	S	Opponent	Score	RPI	S	Opponent	Score
				37	A	Arkansas St.	56 83	121	A	Little Rock	65 58
				37	H	Arkansas St.	62 74	121	H	Little Rock	49 58
								134	N	Arkansas	67 59
								144	A	UT Arlington	59 42
								144	H	UT Arlington	63 52
								167	A	Troy	83 90
								167	H	Troy	56 53
								168	A	Louisiana Tech	62 79
								170	A	Ole Miss	82 78
								197	A	South Ala.	59 68
								197	H	South Ala.	69 50
								199	N	Sacred Heart	60 58
								214	A	Texas St.	59 47
								214	H	Texas St.	42 46
								261	A	Appalachian St.	59 76
								261	H	Appalachian St.	60 51
								267	H	UC Santa Barbara	61 42
								269	A	Georgia St.	77 57
								279	A	La.-Monroe	71 52
								279	H	La.-Monroe	52 40
								286	A	Houston	51 52
								290	A	Ga. Southern	56 39
								301	H	Alcorn	73 61
LAST 12 Division I GAMES:											
				197	A	South Ala.	59 68	261	A	Appalachian St.	59 76
				167	A	Troy	83 90	279	H	La.-Monroe	52 40
				214	A	Texas St.	59 47	144	H	UT Arlington	63 52
				144	A	UT Arlington	59 42	214	H	Texas St.	42 46
				121	H	Little Rock	49 58	167	H	Troy	56 53
				37	H	Arkansas St.	62 74	197	H	South Ala.	69 50

Non-Div I Games: Southern-N.O. 81 28 Dillard 84 36

La.-Lafayette

Loss, Non-Conf, S Site, H Home A Away N Neutral

RPI 1-25				RPI 26-50				RPI 51-100				RPI 101+				Team's RPI: 279	
RPI	S	Opponent	Score	RPI	S	Opponent	Score	RPI	S	Opponent	Score	RPI	S	Opponent	Score		
				37	A	Arkansas St.	43 66	88	A	TCU	42 80	119	A	LSU	54 61		
				37	H	Arkansas St.	64 78					121	A	Little Rock	44 56		
												121	H	Little Rock	37 53		
												133	A	La.-Lafayette	40 52		
												133	H	La.-Lafayette	52 71		
												144	A	UT Arlington	32 40		
												144	H	UT Arlington	50 60		
												153	A	McNeese St.	62 72		
												167	A	Troy	64 74		
												167	H	Troy	77 73		
												197	A	South Ala.	67 54		
												197	H	South Ala.	57 63		
												214	A	Texas St.	57 63		
												214	H	Texas St.	63 59		
												261	A	Appalachian St.	52 64		
												261	H	Appalachian St.	54 57		
												269	A	Georgia St.	52 65		
												290	A	Ga. Southern	50 49		
												308	A	Southeastern La.	88 84		
												311	H	Nicholls St.	69 57		
LAST 12 Division I GAMES:																	
				167	A	Troy	64 74	261	A	Appalachian St.	52 64						
				197	A	South Ala.	67 54	133	A	La.-Lafayette	40 52						
				144	A	UT Arlington	32 40	214	H	Texas St.	63 59						
				214	A	Texas St.	57 63	144	H	UT Arlington	50 60						
				37	H	Arkansas St.	64 78	197	H	South Ala.	57 63						
				121	H	Little Rock	37 53	167	H	Troy	77 73						

Loss, Non-Conf, S Site, H Home A Away N Neutral

## Lafayette

Through Games Of Feb. 29, 2016

Average RPI Win:	321	WON-LOST	WINNING	LAST 10	STRENGTH OF	OPP. STRENGTH	TEAM	ADJ.	CONF.	ADJ CONF.
Average RPI Loss:	193	RECORD	PCT. RANK	GAMES	SCHEDULE	OF SCHEDULE	RPI	RPI	RPI	RPI
DIV. I ONLY	6- 21	302	2- 8	303	293	328	328	25	25	
DIV. I NON-CONF.	2- 8	290	0- 0	278	303	329	329	27	27	
TOTALS	RPI 1-25	RPI 26-50	W-L RECORDS	RPI 51-100	RPI 101-150	RPI 150+				
6- 21	0- 1	0- 1	OVERALL	0- 3	0- 0	6- 16				
4- 7	0- 1	0- 0	HOME	0- 1	0- 0	4- 5				
2- 12	0- 0	0- 1	AWAY	0- 2	0- 0	2- 9				
0- 2	0- 0	0- 0	NEUTRAL	0- 0	0- 0	0- 2				
2- 8	0- 1	0- 1	NON-CONFERENCE	0- 0	0- 0	2- 6				
2- 1	0- 1	0- 0	HOME	0- 0	0- 0	2- 0				
0- 5	0- 0	0- 1	AWAY	0- 0	0- 0	0- 4				
0- 2	0- 0	0- 0	NEUTRAL	0- 0	0- 0	0- 2				
4- 13	0- 0	0- 0	CONFERENCE	0- 3	0- 0	4- 10				
2- 6	0- 0	0- 0	HOME	0- 1	0- 0	2- 5				
2- 7	0- 0	0- 0	AWAY	0- 2	0- 0	2- 5				
0- 0	0- 0	0- 0	NEUTRAL	0- 0	0- 0	0- 0				

RPI 1-25				RPI 26-50				RPI 51-100				RPI 101+ Team's RPI: 328			
RPI	S	Opponent	Score	RPI	S	Opponent	Score	RPI	S	Opponent	Score	RPI	S	Opponent	Score
23	H	Duquesne	65 73	34	A	Penn	37 54	65	A	Army West Point	57 84	165	A	Delaware	47 67
								65	H	Army West Point	45 78	166	A	Fordham	49 61
								85	A	Bucknell	55 69	200	N	Richmond	46 54
												205	A	Hartford	50 55
												207	A	Lehigh	74 82
												207	H	Lehigh	65 80
												222	A	Navy	48 64
												222	H	Navy	58 65
												241	A	Loyola Maryland	65 66
												241	H	Loyola Maryland	51 55
												250	A	Holy Cross	49 66
												250	H	Holy Cross	54 57
												255	N	Coppin St.	57 64
												281	A	American	60 51
												281	H	American	63 59
												306	A	Colgate	55 70
												306	H	Colgate	59 72
												336	H	St. Francis Brooklyn	77 59
												338	H	Saint Peter's	72 69
												342	A	Wagner	48 69
												344	A	Boston U.	71 64
												344	H	Boston U.	71 56
LAST 12 Division I GAMES:															
306	A	Colgate	55 70	344	A	Boston U.	71 64	65	A	Army West Point	57 84				
85	A	Bucknell	55 69	241	H	Loyola Maryland	51 55	207	A	Lehigh	74 82				
207	H	Lehigh	65 80	281	A	American	60 51	222	A	Navy	48 64				
281	H	American	63 59	222	H	Navy	58 65								
222	A	Navy	48 64												
250	H	Holy Cross	54 57												

Non-Div I Games:

Lafayette

■ Loss, 
 ■ Non-Conf, 
 S Site, 
 ■ Home 
 ■ Away 
 N Neutral

Average RPI Win:	262	WON-LOST	WINNING	LAST 10	STRENGTH OF	OPP. STRENGTH	TEAM	ADJ.	CONF.	ADJ CONF.
Average RPI Loss:	176	RECORD	PCT. RANK	GAMES	SCHEDULE	OF SCHEDULE	RPI	RPI	RPI	RPI
DIV. I ONLY	7- 17	282	4- 6	224	263	285	285	26	26	
DIV. I NON-CONF.	0- 7	338	0- 0	202	89	331	331	26	26	
TOTALS	RPI 1-25	RPI 26-50	W-L RECORDS	RPI 51-100	RPI 101-150	RPI 150+				
7- 17	0- 1	0- 1	OVERALL	1- 2	0- 2	6- 11				
5- 5	0- 0	0- 0	HOME	1- 0	0- 1	4- 4				
2- 12	0- 1	0- 1	AWAY	0- 2	0- 1	2- 7				
0- 0	0- 0	0- 0	NEUTRAL	0- 0	0- 0	0- 0				
0- 7	0- 1	0- 1	NON-CONFERENCE	0- 1	0- 0	0- 4				
0- 1	0- 0	0- 0	HOME	0- 0	0- 0	0- 1				
0- 6	0- 1	0- 1	AWAY	0- 1	0- 0	0- 3				
0- 0	0- 0	0- 0	NEUTRAL	0- 0	0- 0	0- 0				
7- 10	0- 0	0- 0	CONFERENCE	1- 1	0- 2	6- 7				
5- 4	0- 0	0- 0	HOME	1- 0	0- 1	4- 3				
2- 6	0- 0	0- 0	AWAY	0- 1	0- 1	2- 4				
0- 0	0- 0	0- 0	NEUTRAL	0- 0	0- 0	0- 0				

RPI 1-25				RPI 26-50				RPI 51-100				RPI 101+ Team's RPI: 285			
RPI	S	Opponent	Score	RPI	S	Opponent	Score	RPI	S	Opponent	Score	RPI	S	Opponent	Score
24	A	Oklahoma St.	45 90	41	A	Missouri	57 91	74	A	Abilene Christian	62 90	112	A	Central Ark.	49 74
								74	H	Abilene Christian	63 54	122	H	Northwestern St.	51 73
								80	A	Utah	67 71	153	A	McNeese St.	84 92
												153	H	McNeese St.	69 76
												173	A	Loyola Chicago	71 82
												203	A	Stephen F. Austin	64 60
												203	H	Stephen F. Austin	77 79
												210	H	Canisius	55 57
												228	H	Sam Houston St.	76 78
												244	A	Houston Baptist	66 77
												244	H	Houston Baptist	77 70
												273	A	Prairie View	72 80
												291	A	Northern Ariz.	63 75
												308	A	Southeastern La.	66 73
												311	A	Nicholls St.	59 69
												315	H	A&M-Corpus Christi	75 70
												330	H	New Orleans	79 52
												335	A	Incarnate Word	67 61
												335	H	Incarnate Word	59 49
LAST 12 Division I GAMES:															
335	A	Incarnate Word	67 61	74	H	Abilene Christian	63 54								
153	H	McNeese St.	69 76	74	A	Abilene Christian	62 90								
153	A	McNeese St.	84 92	228	H	Sam Houston St.	76 78								
203	H	Stephen F. Austin	77 79	244	H	Houston Baptist	77 70								
244	A	Houston Baptist	66 77	203	A	Stephen F. Austin	64 60								
335	H	Incarnate Word	59 49	122	H	Northwestern St.	51 73								

Non-Div I Games: Howard Payne 88 50 Tex. A&M-Kingsville 82 66 Schreiner 60 41 Louisiana Col. 99 34  
Lamar

Average RPI Win: <b>281</b>	WON-LOST	WINNING	LAST 10	STRENGTH OF	OPP. STRENGTH	TEAM	ADJ.	CONF.	ADJ CONF.
Average RPI Loss: <b>150</b>	RECORD	PCT. RANK	GAMES	SCHEDULE	OF SCHEDULE	RPI	RPI	RPI	RPI
DIV. I ONLY	16- 11	117	6- 4	313	272	207	207	25	25
DIV. I NON-CONF.	6- 4	125	0- 0	327	214	220	220	27	27
TOTALS	RPI 1-25	RPI 26-50	W-L RECORDS	RPI 51-100	RPI 101-150	RPI 150+			
16- 11	0- 0	0- 1	OVERALL	0- 5	0- 0	16- 5			
8- 6	0- 0	0- 1	HOME	0- 3	0- 0	8- 2			
8- 5	0- 0	0- 0	AWAY	0- 2	0- 0	8- 3			
0- 0	0- 0	0- 0	NEUTRAL	0- 0	0- 0	0- 0			
6- 4	0- 0	0- 1	NON-CONFERENCE	0- 1	0- 0	6- 2			
3- 2	0- 0	0- 1	HOME	0- 1	0- 0	3- 0			
3- 2	0- 0	0- 0	AWAY	0- 0	0- 0	3- 2			
0- 0	0- 0	0- 0	NEUTRAL	0- 0	0- 0	0- 0			
10- 7	0- 0	0- 0	CONFERENCE	0- 4	0- 0	10- 3			
5- 4	0- 0	0- 0	HOME	0- 2	0- 0	5- 2			
5- 3	0- 0	0- 0	AWAY	0- 2	0- 0	5- 1			
0- 0	0- 0	0- 0	NEUTRAL	0- 0	0- 0	0- 0			

RPI S	Opponent	Score	RPI S	Opponent	Score	RPI S	Opponent	Score	RPI S	Opponent	Score	Team's RPI: 207
47	H Villanova	44 65	65	A Army West Point	39 63	163	A Illinois	67 76				
			65	H Army West Point	49 69	171	H Montana	80 53				
			85	A Bucknell	77 80	180	A Hampton	63 56				
			85	H Bucknell	54 67	222	A Navy	51 48				
			99	H Saint Joseph's	62 63	222	H Navy	54 62				
						241	A Loyola Maryland	76 68				
						241	H Loyola Maryland	66 48				
						250	A Holy Cross	71 77				
						250	H Holy Cross	61 58				
						256	H Monmouth	95 88				
						281	A American	61 52				
						281	H American	55 59				
						283	A Rider	60 61				
						306	H Colgate	83 74				
						316	A Delaware St.	83 49				
						328	A Lafayette	80 65				
						328	H Lafayette	82 74				
						338	H Saint Peter's	74 42				
						344	A Boston U.	73 66				
						344	H Boston U.	72 48				
						345	A NJIT	75 47				
LAST 12 Division I GAMES:												
65	H Army West Point	49 69	281	A American	61 52							
306	H Colgate	83 74	241	A Loyola Maryland	76 68							
328	A Lafayette	80 65	344	H Boston U.	72 48							
222	H Navy	54 62	328	H Lafayette	82 74							
250	A Holy Cross	71 77	222	A Navy	51 48							
85	H Bucknell	54 67	250	H Holy Cross	61 58							

Non-Div I Games: Kutztown 81 51

Lehigh

■ Loss, 
 ■ Non-Conf, 
 ■ S Site, 
 ■ H Home 
 ■ A Away 
 N Neutral

Liberty

Through Games Of Feb. 29, 2016

Average RPI Win:	247	WON-LOST	WINNING	LAST 10	STRENGTH OF	OPP. STRENGTH	TEAM	ADJ.	CONF.	ADJ CONF.
Average RPI Loss:	109	RECORD	PCT. RANK	GAMES	SCHEDULE	OF SCHEDULE	RPI	RPI	RPI	RPI
DIV. I ONLY	16- 10	109	8- 2	137	235	116	116	28	28	
DIV. I NON-CONF.	2- 6	272	0- 0	20	3	146	146	29	29	
TOTALS	RPI 1-25	RPI 26-50	W-L RECORDS	RPI 51-100	RPI 101-150	RPI 150+				
16- 10	0- 1	0- 3	OVERALL	1- 2	1- 1	14- 3				
9- 3	0- 0	0- 2	HOME	1- 0	1- 0	7- 1				
7- 5	0- 0	0- 1	AWAY	0- 1	0- 1	7- 2				
0- 2	0- 1	0- 0	NEUTRAL	0- 1	0- 0	0- 0				
2- 6	0- 1	0- 3	NON-CONFERENCE	1- 2	0- 0	1- 0				
1- 2	0- 0	0- 2	HOME	1- 0	0- 0	0- 0				
1- 2	0- 0	0- 1	AWAY	0- 1	0- 0	1- 0				
0- 2	0- 1	0- 0	NEUTRAL	0- 1	0- 0	0- 0				
14- 4	0- 0	0- 0	CONFERENCE	0- 0	1- 1	13- 3				
8- 1	0- 0	0- 0	HOME	0- 0	1- 0	7- 1				
6- 3	0- 0	0- 0	AWAY	0- 0	0- 1	6- 2				
0- 0	0- 0	0- 0	NEUTRAL	0- 0	0- 0	0- 0				

RPI 1-25				RPI 26-50				RPI 51-100				RPI 101+				Team's RPI: 116	
RPI	S	Opponent	Score	RPI	S	Opponent	Score	RPI	S	Opponent	Score	RPI	S	Opponent	Score		
5	N	Ohio St.	65 75	36	H	Seton Hall	56 92	51	A	Duke	41 79	136	A	UNC Asheville	51 56		
				39	A	James Madison	56 72	92	N	California	72 77	136	H	UNC Asheville	71 53		
				48	H	North Carolina St.	53 61	93	H	Elon	72 63	186	A	Gardner-Webb	57 61		
												186	H	Gardner-Webb	73 51		
												201	A	Radford	49 43		
												201	H	Radford	67 53		
												223	A	Presbyterian	42 60		
												247	A	High Point	73 68		
												247	H	High Point	56 43		
												261	A	Appalachian St.	74 68		
												270	A	Campbell	62 52		
												270	H	Campbell	67 55		
												272	A	Coastal Caro.	65 63		
												272	H	Coastal Caro.	51 58		
												297	A	Charleston So.	59 49		
												297	H	Charleston So.	51 40		
												321	A	Longwood	72 67		
												321	H	Longwood	67 47		
												327	H	Winthrop	77 61		
LAST 12 Division I GAMES:																	
				321	H	Longwood	67 47					297	A	Charleston So.	59 49		
				247	A	High Point	73 68					247	H	High Point	56 43		
				272	H	Coastal Caro.	51 58					186	H	Gardner-Webb	73 51		
				136	A	UNC Asheville	51 56					321	A	Longwood	72 67		
				270	H	Campbell	67 55					272	A	Coastal Caro.	65 63		
				201	H	Radford	67 53					327	H	Winthrop	77 61		

Non-Div I Games: Shepherd 69 57

Liberty

Loss, Non-Conf, S Site, H Home A Away N Neutral

Average RPI Win: <b>307</b>	WON-LOST	WINNING	LAST 10	STRENGTH OF	OPP. STRENGTH	TEAM	ADJ.	CONF.	ADJ CONF.
Average RPI Loss: <b>199</b>	RECORD	PCT. RANK	GAMES	SCHEDULE	OF SCHEDULE	RPI	RPI	RPI	RPI
DIV. I ONLY	<b>4- 24</b>	<b>332</b>	<b>2- 8</b>	<b>237</b>	<b>323</b>	<b>334</b>	<b>334</b>	<b>29</b>	<b>29</b>
DIV. I NON-CONF.	<b>2- 12</b>	<b>311</b>	<b>0- 0</b>	<b>206</b>	<b>336</b>	<b>312</b>	<b>312</b>	<b>28</b>	<b>28</b>
TOTALS	RPI 1-25	RPI 26-50	W-L RECORDS	RPI 51-100	RPI 101-150	RPI 150+			
4- 24	0- 0	0- 1	OVERALL	0- 4	0- 4	4- 15			
3- 11	0- 0	0- 1	HOME	0- 3	0- 1	3- 6			
1- 12	0- 0	0- 0	AWAY	0- 1	0- 3	1- 8			
0- 1	0- 0	0- 0	NEUTRAL	0- 0	0- 0	0- 1			
2- 12	0- 0	0- 1	NON-CONFERENCE	0- 2	0- 2	2- 7			
1- 6	0- 0	0- 1	HOME	0- 2	0- 0	1- 3			
1- 5	0- 0	0- 0	AWAY	0- 0	0- 2	1- 3			
0- 1	0- 0	0- 0	NEUTRAL	0- 0	0- 0	0- 1			
2- 12	0- 0	0- 0	CONFERENCE	0- 2	0- 2	2- 8			
2- 5	0- 0	0- 0	HOME	0- 1	0- 1	2- 3			
0- 7	0- 0	0- 0	AWAY	0- 1	0- 1	0- 5			
0- 0	0- 0	0- 0	NEUTRAL	0- 0	0- 0	0- 0			

RPI 1-25			RPI 26-50			RPI 51-100			RPI 101+			Team's RPI: 334			
RPI	S	Opponent	Score	RPI	S	Opponent	Score	RPI	S	Opponent	Score				
				42	H	Western Ky.	56 64	61	A	FGCU	52 91	105	A	Wright St.	65 92
								61	H	FGCU	39 71	143	A	Alabama	49 68
								62	H	Ball St.	60 72	146	A	Jacksonville	51 81
								91	H	Belmont	68 90	146	H	Jacksonville	55 76
												192	A	Stetson	75 79
												192	H	Stetson	62 83
												208	A	USC Upstate	71 93
												208	H	USC Upstate	54 81
												224	H	Southeast Mo. St.	69 84
												241	H	Loyola Maryland	52 57
												249	N	Texas Southern	62 66
												253	A	Tennessee St.	65 77
												268	H	Murray St.	93 85
												280	A	Tennessee Tech	70 81
												289	A	Kennesaw St.	54 55
												289	H	Kennesaw St.	64 68
												290	A	Ga. Southern	66 55
												305	H	Morehead St.	77 92
												313	A	Jackson St.	52 53
												325	A	North Florida	70 78
												325	H	North Florida	78 71
												345	A	NJIT	51 61
												345	H	NJIT	63 49
LAST 12 Division I GAMES:															
				289	H	Kennesaw St.	64 68	208	A	USC Upstate	71 93				
				61	A	FGCU	52 91	345	A	NJIT	51 61				
				192	A	Stetson	75 79	208	H	USC Upstate	54 81				
				146	H	Jacksonville	55 76	192	H	Stetson	62 83				
				325	H	North Florida	78 71	61	H	FGCU	39 71				
				345	H	NJIT	63 49	325	A	North Florida	70 78				

Non-Div I Games: North Ala. 88 67

Lipscomb

■ Loss, 
 ■ Non-Conf, 
 ■ S Site, 
 ■ H Home 
 ■ A Away 
 N Neutral

Little Rock

Through Games Of Feb. 29, 2016

Average RPI Win:	211	WON-LOST	WINNING	LAST 10	STRENGTH OF	OPP. STRENGTH	TEAM	ADJ.	CONF.	ADJ CONF.
Average RPI Loss:	99	RECORD	PCT. RANK	GAMES	SCHEDULE	OF SCHEDULE	RPI	RPI	RPI	RPI
DIV. I ONLY	16- 11	117	10- 0	145	125	121	121	16	16	
DIV. I NON-CONF.	2- 7	280	0- 0	32	5	186	186	14	14	
TOTALS	RPI 1-25	RPI 26-50	W-L RECORDS	RPI 51-100	RPI 101-150	RPI 150+				
16- 11	0- 2	0- 2	OVERALL	0- 2	5- 2	11- 3				
9- 5	0- 1	0- 0	HOME	0- 1	2- 2	7- 1				
7- 6	0- 1	0- 2	AWAY	0- 1	3- 0	4- 2				
0- 0	0- 0	0- 0	NEUTRAL	0- 0	0- 0	0- 0				
2- 7	0- 2	0- 1	NON-CONFERENCE	0- 2	2- 1	0- 1				
1- 4	0- 1	0- 0	HOME	0- 1	1- 1	0- 1				
1- 3	0- 1	0- 1	AWAY	0- 1	1- 0	0- 0				
0- 0	0- 0	0- 0	NEUTRAL	0- 0	0- 0	0- 0				
14- 4	0- 0	0- 1	CONFERENCE	0- 0	3- 1	11- 2				
8- 1	0- 0	0- 0	HOME	0- 0	1- 1	7- 0				
6- 3	0- 0	0- 1	AWAY	0- 0	2- 0	4- 2				
0- 0	0- 0	0- 0	NEUTRAL	0- 0	0- 0	0- 0				

RPI 1-25				RPI 26-50				RPI 51-100				RPI 101+ Team's RPI: 121			
RPI	S	Opponent	Score	RPI	S	Opponent	Score	RPI	S	Opponent	Score	RPI	S	Opponent	Score
6	H	Texas	56 66	35	A	Oklahoma	52 65	83	A	Tulane	53 69	102	H	Memphis	61 53
17	A	Texas A&M	39 69	37	A	Arkansas St.	53 66	95	H	Missouri St.	58 64	119	H	LSU	51 57
												133	A	La.-Lafayette	58 49
												133	H	La.-Lafayette	58 65
												144	A	UT Arlington	59 55
												144	H	UT Arlington	49 43
												145	A	Oral Roberts	66 52
												167	A	Troy	71 78
												167	H	Troy	79 64
												182	H	Tulsa	63 74
												197	A	South Ala.	47 34
												197	H	South Ala.	74 43
												214	A	Texas St.	57 67
												214	H	Texas St.	57 45
												261	H	Appalachian St.	67 50
												269	A	Georgia St.	54 39
												269	H	Georgia St.	59 32
												279	A	La.-Monroe	53 37
												279	H	La.-Monroe	56 44
												290	A	Ga. Southern	50 45
												290	H	Ga. Southern	69 36
LAST 12 Division I GAMES:															
214	H	Texas St.	57 45	197	H	South Ala.	74 43								
144	H	UT Arlington	49 43	167	H	Troy	79 64								
290	A	Ga. Southern	50 45	269	H	Georgia St.	59 32								
269	A	Georgia St.	54 39	290	H	Ga. Southern	69 36								
133	A	La.-Lafayette	58 49	144	A	UT Arlington	59 55								
279	A	La.-Monroe	53 37	214	A	Texas St.	57 67								

Non-Div I Games:

Little Rock

Loss, Non-Conf, S Site, H Home A Away N Neutral



Average RPI Win:	246	WON-LOST	WINNING	LAST 10	STRENGTH OF	OPP. STRENGTH	TEAM	ADJ.	CONF.	ADJ CONF.
Average RPI Loss:	88	RECORD	PCT. RANK	GAMES	SCHEDULE	OF SCHEDULE	RPI	RPI	RPI	RPI
DIV. I ONLY	21- 7	51	8- 2	333	157	135	135	23	23	
DIV. I NON-CONF.	11- 3	54	0- 0	321	53	125	125	21	21	
TOTALS	RPI 1-25	RPI 26-50	W-L RECORDS	RPI 51-100	RPI 101-150	RPI 150+				
21- 7	1- 0	0- 2	OVERALL	0- 2	1- 3	19- 0				
10- 3	1- 0	0- 1	HOME	0- 1	0- 1	9- 0				
9- 4	0- 0	0- 1	AWAY	0- 1	0- 2	9- 0				
2- 0	0- 0	0- 0	NEUTRAL	0- 0	1- 0	1- 0				
11- 3	1- 0	0- 0	NON-CONFERENCE	0- 2	1- 1	9- 0				
5- 1	1- 0	0- 0	HOME	0- 1	0- 0	4- 0				
4- 2	0- 0	0- 0	AWAY	0- 1	0- 1	4- 0				
2- 0	0- 0	0- 0	NEUTRAL	0- 0	1- 0	1- 0				
10- 4	0- 0	0- 2	CONFERENCE	0- 0	0- 2	10- 0				
5- 2	0- 0	0- 1	HOME	0- 0	0- 1	5- 0				
5- 2	0- 0	0- 1	AWAY	0- 0	0- 1	5- 0				
0- 0	0- 0	0- 0	NEUTRAL	0- 0	0- 0	0- 0				

RPI 1-25				RPI 26-50				RPI 51-100				RPI 101+ Team's RPI: 135			
RPI	S	Opponent	Score	RPI	S	Opponent	Score	RPI	S	Opponent	Score	RPI	S	Opponent	Score
22	H	UTEP	47 40	49	A	UC Riverside	58 83	55	A	Southern California	43 69	119	A	LSU	53 59
				49	H	UC Riverside	60 78	98	H	San Francisco	52 66	122	N	Northwestern St.	60 59
												123	A	Hawaii	42 60
												123	H	Hawaii	55 67
												162	A	Pacific	68 60
												188	A	UC Davis	75 62
												189	H	Colorado	59 42
												193	A	Cal Poly	61 56
												193	H	Cal Poly	65 53
												204	H	UNLV	67 63
												245	H	San Diego St.	74 54
												265	A	Seattle	69 57
												267	A	UC Santa Barbara	58 55
												267	H	UC Santa Barbara	60 52
												286	A	Houston	47 41
												291	N	Northern Ariz.	69 48
												299	H	CSUN	74 71
												304	A	Denver	48 41
												320	H	Portland St.	89 71
												337	A	Cal St. Fullerton	82 61
												337	H	Cal St. Fullerton	62 57
												340	A	UC Irvine	71 65
												340	H	UC Irvine	67 49
LAST 12 Division I GAMES:															
340	H	UC Irvine	67 49	299	H	CSUN	74 71	193	H	Cal Poly	65 53				
193	A	Cal Poly	61 56	188	A	UC Davis	75 62	337	H	Cal St. Fullerton	62 57				
267	A	UC Santa Barbara	58 55	340	A	UC Irvine	71 65	49	H	UC Riverside	60 78				
49	A	UC Riverside	58 83												
267	H	UC Santa Barbara	60 52												
123	A	Hawaii	42 60												

Non-Div I Games:

Long Beach St.

■ Loss, 
 ■ Non-Conf, S Site, 
 ■ Home 
 ■ Away 
 N Neutral

Average RPI Win: <b>319</b>	WON-LOST	WINNING	LAST 10	STRENGTH OF	OPP. STRENGTH	TEAM	ADJ.	CONF.	ADJ CONF.
Average RPI Loss: <b>189</b>	RECORD	PCT. RANK	GAMES	SCHEDULE	OF SCHEDULE	RPI	RPI	RPI	RPI
DIV. I ONLY	<b>4- 21</b>	<b>322</b>	<b>1- 9</b>	<b>243</b>	<b>296</b>	<b>321</b>	<b>321</b>	<b>28</b>	<b>28</b>
DIV. I NON-CONF.	<b>1- 6</b>	<b>311</b>	<b>0- 0</b>	<b>160</b>	<b>162</b>	<b>283</b>	<b>283</b>	<b>29</b>	<b>29</b>
TOTALS	RPI 1-25	RPI 26-50	W-L RECORDS	RPI 51-100	RPI 101-150	RPI 150+			
4- 21	0- 1	0- 2	OVERALL	0- 0	0- 5	4- 13			
2- 7	0- 0	0- 0	HOME	0- 0	0- 2	2- 5			
2- 14	0- 0	0- 0	AWAY	0- 0	0- 1	2- 0			
0- 0	0- 0	0- 0	NEUTRAL	0- 0	0- 0	0- 0			
1- 6	0- 1	0- 2	NON-CONFERENCE	0- 0	0- 1	1- 2			
1- 0	0- 0	0- 0	HOME	0- 0	0- 0	1- 0			
0- 6	0- 1	0- 2	AWAY	0- 0	0- 1	0- 2			
0- 0	0- 0	0- 0	NEUTRAL	0- 0	0- 0	0- 0			
3- 15	0- 0	0- 0	CONFERENCE	0- 0	0- 4	3- 11			
1- 7	0- 0	0- 0	HOME	0- 0	0- 2	1- 5			
2- 8	0- 0	0- 0	AWAY	0- 0	0- 2	2- 6			
0- 0	0- 0	0- 0	NEUTRAL	0- 0	0- 0	0- 0			

RPI 1-25			RPI 26-50			RPI 51-100			RPI 101+			Team's RPI: 321
RPI	S	Opponent	Score	RPI	S	Opponent	Score	RPI	S	Opponent	Score	Score
9	A	Oregon St.	45 <b>110</b>	29	A	West Virginia	43 <b>74</b>		101	A	Virginia	46 <b>81</b>
				39	A	James Madison	30 <b>88</b>		116	A	Liberty	47 <b>67</b>
									116	H	Liberty	67 <b>72</b>
									136	A	UNC Asheville	42 <b>81</b>
									136	H	UNC Asheville	54 <b>61</b>
									186	A	Gardner-Webb	42 <b>67</b>
									201	A	Radford	64 <b>80</b>
									201	H	Radford	67 <b>79</b>
									223	A	Presbyterian	49 <b>75</b>
									223	H	Presbyterian	38 <b>59</b>
									247	A	High Point	68 <b>79</b>
									247	H	High Point	70 <b>89</b>
									270	A	Campbell	65 <b>72</b>
									270	H	Campbell	56 <b>73</b>
									272	A	Coastal Caro.	56 48
									297	A	Charleston So.	58 <b>66</b>
									297	H	Charleston So.	54 <b>63</b>
									310	A	UNCG	60 <b>81</b>
									316	A	Delaware St.	63 <b>88</b>
									327	A	Winthrop	63 60
									327	H	Winthrop	67 60
									348	H	N.C. Central	60 49
LAST 12 Division I GAMES:												
116	A	Liberty	47 <b>67</b>	223	A	Presbyterian	49 <b>75</b>					
201	A	Radford	64 <b>80</b>	327	H	Winthrop	67 60					
247	H	High Point	70 <b>89</b>	116	H	Liberty	67 <b>72</b>					
270	A	Campbell	65 <b>72</b>	186	A	Gardner-Webb	42 <b>67</b>					
136	H	UNC Asheville	54 <b>61</b>	201	H	Radford	67 <b>79</b>					
297	A	Charleston So.	58 <b>66</b>	136	A	UNC Asheville	42 <b>81</b>					

Non-Div I Games: Notre Dame (MD) 83 32 N.C. Wesleyan 100 57

Longwood

■ Loss, 
 ■ Non-Conf, 
 ■ S Site, 
 ■ Home 
 ■ A Away 
 N Neutral

Average RPI Win: 228		WON-LOST	WINNING	LAST 10	STRENGTH OF	OPP. STRENGTH	TEAM	ADJ.	CONF.	ADJ CONF.
Average RPI Loss: 113		RECORD	PCT. RANK	GAMES	SCHEDULE	OF SCHEDULE	RPI	RPI	RPI	RPI
DIV. I ONLY		13- 13	167	5- 5	180	118	168	168	12	12
DIV. I NON-CONF.		4- 6	201	0- 0	179	183	219	219	11	11
TOTALS		RPI 1-25	RPI 26-50	W-L RECORDS	RPI 51-100	RPI 101-150	RPI 150+			
13- 13	0- 3		0- 1	OVERALL	0- 2	1- 2	12- 5			
8- 4	0- 1		0- 1	HOME	0- 0	1- 0	7- 2			
4- 8	0- 0		0- 0	AWAY	0- 2	0- 0	4- 0			
1- 1	0- 1		0- 0	NEUTRAL	0- 0	0- 0	1- 0			
4- 6	0- 1		0- 1	NON-CONFERENCE	0- 0	1- 1	3- 3			
2- 3	0- 0		0- 1	HOME	0- 0	1- 0	1- 2			
1- 2	0- 0		0- 0	AWAY	0- 0	0- 1	1- 1			
1- 1	0- 1		0- 0	NEUTRAL	0- 0	0- 0	1- 0			
9- 7	0- 2		0- 0	CONFERENCE	0- 2	0- 1	9- 2			
6- 1	0- 1		0- 0	HOME	0- 0	0- 0	6- 0			
3- 6	0- 1		0- 0	AWAY	0- 2	0- 1	3- 2			
0- 0	0- 0		0- 0	NEUTRAL	0- 0	0- 0	0- 0			

RPI 1-25					
RPI	S	Opponent	Score		
10	N	UCLA	57	68	
22	A	UTEP	80	86	
22	H	UTEP	65	72	

RPI 26-50					
RPI	S	Opponent	Score		
28	H	Mississippi St.	63	93	

RPI 51-100					
RPI	S	Opponent	Score		
60	A	Middle Tenn.	57	68	
77	A	Charlotte	58	63	

RPI 101+					
RPI	S	Opponent	Team's RPI:	Score	
124	A	Arizona	67	77	
133	H	La.-Lafayette	79	62	
147	A	UAB	49	64	
152	A	Southern Miss.	59	69	
152	H	Southern Miss.	72	37	
153	H	McNeese St.	71	74	
154	A	Old Dominion	69	51	
177	A	Wisconsin	65	79	
178	H	Fla. Atlantic	65	62	
203	H	Stephen F. Austin	76	44	
225	A	Rice	77	84	
225	H	Rice	63	61	
236	A	North Texas	78	67	
236	H	North Texas	77	71	
263	A	UTSA	82	72	
263	H	UTSA	75	66	
273	H	Prairie View	68	77	
304	N	Denver	58	53	
309	H	FIU	82	63	
311	A	Nicholls St.	58	55	

LAST 12 Division I GAMES:					
225	A	Rice	77	84	236 H North Texas 77 71
236	A	North Texas	78	67	225 H Rice 63 61
22	H	UTEP	65	72	22 A UTEP 80 86
263	H	UTSA	75	66	263 A UTSA 82 72
147	A	UAB	49	64	152 H Southern Miss. 72 37
60	A	Middle Tenn.	57	68	178 H Fla. Atlantic 65 62

Non-Div I Games:	Loyola (LA)	76	40
------------------	-------------	----	----

Louisiana Tech

Loss, Non-Conf, S Site, H Home A Away N Neutral

## Louisville

Through Games Of Feb. 29, 2016

Average RPI Win:	118	WON-LOST	WINNING	LAST 10	STRENGTH OF	OPP. STRENGTH	TEAM	ADJ.	CONF.	ADJ CONF.
Average RPI Loss:	46	RECORD	PCT. RANK	GAMES	SCHEDULE	OF SCHEDULE	RPI	RPI	RPI	RPI
DIV. I ONLY	24- 6	27	9- 1	29	22	14	14	4	4	
DIV. I NON-CONF.	9- 5	108	1- 0	55	24	63	63	5	5	
TOTALS	RPI 1-25	RPI 26-50	W-L RECORDS	RPI 51-100	RPI 101-150	RPI 150+				
24- 6	4- 2	2- 1	OVERALL	3- 3	9- 0	6- 0				
12- 2	2- 1	0- 0	HOME	2- 1	5- 0	3- 0				
11- 2	2- 1	2- 1	AWAY	1- 0	4- 0	2- 0				
1- 2	0- 0	0- 0	NEUTRAL	0- 2	0- 0	1- 0				
9- 5	2- 1	0- 1	NON-CONFERENCE	1- 3	1- 0	5- 0				
5- 1	1- 0	0- 0	HOME	1- 1	1- 0	2- 0				
3- 2	1- 1	0- 1	AWAY	0- 0	0- 0	2- 0				
1- 2	0- 0	0- 0	NEUTRAL	0- 2	0- 0	1- 0				
15- 1	2- 1	2- 0	CONFERENCE	2- 0	8- 0	1- 0				
7- 1	1- 1	0- 0	HOME	1- 0	4- 0	1- 0				
8- 0	1- 0	2- 0	AWAY	1- 0	4- 0	0- 0				
0- 0	0- 0	0- 0	NEUTRAL	0- 0	0- 0	0- 0				

RPI	S	Opponent	Score
1	H	Notre Dame	61 66
12	A	Kentucky	54 72
13	H	Florida St.	79 69
16	A	Syracuse	71 53
21	A	Michigan St.	85 78
25	H	South Fla.	67 50

RPI	S	Opponent	Score
33	A	Miami (FL)	79 51
42	A	Western Ky.	69 71
48	A	North Carolina St.	92 90

RPI	S	Opponent	Score
51	H	Duke	65 48
58	N	Purdue	60 62
70	A	Georgia Tech	78 65
71	N	Dayton	66 79
89	H	UT Martin	88 66
92	H	California	71 75

RPI	S	Opponent	Score
101	A	Virginia	59 41
101	H	Virginia	74 59
109	H	Virginia Tech	56 45
114	H	IUPUI	70 61
115	A	Boston College	55 45
130	A	Pittsburgh	84 61
130	H	Pittsburgh	65 36
132	H	Wake Forest	78 54
137	A	North Carolina	78 60
169	N	Marist	65 53
227	A	Col. of Charleston	71 67
229	H	Dartmouth	94 52
248	H	Clemson	75 33
252	H	Valparaiso	75 42
280	A	Tennessee Tech	76 54

## LAST 12 Division I GAMES:

130	H	Pittsburgh	65 36	1	H	Notre Dame	61 66
33	A	Miami (FL)	79 51	137	A	North Carolina	78 60
115	A	Boston College	55 45	132	H	Wake Forest	78 54
101	H	Virginia	74 59	248	H	Clemson	75 33
25	H	South Fla.	67 50	16	A	Syracuse	71 53
130	A	Pittsburgh	84 61	48	A	North Carolina St.	92 90

Non-Div I Games:

Louisville

■ Loss, 
 ■ Non-Conf, S Site, 
 ■ Home 
 ■ Away 
 N Neutral

Average RPI Win:	241	WON-LOST	WINNING	LAST 10	STRENGTH OF	OPP. STRENGTH	TEAM	ADJ.	CONF.	ADJ CONF.
Average RPI Loss:	114	RECORD	PCT. RANK	GAMES	SCHEDULE	OF SCHEDULE	RPI	RPI	RPI	RPI
DIV. I ONLY	13- 15	191	4- 6	161	152	173	173	21	21	
DIV. I NON-CONF.	4- 7	222	0- 0	74	25	149	149	17	17	
TOTALS	RPI 1-25	RPI 26-50	W-L RECORDS	RPI 51-100	RPI 101-150	RPI 150+				
13- 15	1- 2	0- 1	OVERALL	0- 4	3- 5	9- 3				
6- 7	0- 0	0- 1	HOME	0- 2	2- 3	4- 1				
7- 8	1- 2	0- 0	AWAY	0- 2	1- 2	5- 2				
0- 0	0- 0	0- 0	NEUTRAL	0- 0	0- 0	0- 0				
4- 7	1- 2	0- 1	NON-CONFERENCE	0- 2	0- 2	3- 0				
1- 4	0- 0	0- 1	HOME	0- 1	0- 2	1- 0				
3- 3	1- 2	0- 0	AWAY	0- 1	0- 0	2- 0				
0- 0	0- 0	0- 0	NEUTRAL	0- 0	0- 0	0- 0				
9- 8	0- 0	0- 0	CONFERENCE	0- 2	3- 3	6- 3				
5- 3	0- 0	0- 0	HOME	0- 1	2- 1	3- 1				
4- 5	0- 0	0- 0	AWAY	0- 1	1- 2	3- 2				
0- 0	0- 0	0- 0	NEUTRAL	0- 0	0- 0	0- 0				

RPI 1-25				RPI 26-50				RPI 51-100				RPI 101+ Team's RPI: 173			
RPI	S	Opponent	Score	RPI	S	Opponent	Score	RPI	S	Opponent	Score	RPI	S	Opponent	Score
19	A	DePaul	88 75	33	H	Miami (FL)	50 77	70	A	Georgia Tech	77 84	106	A	Drake	61 91
20	A	Green Bay	51 65					73	H	Central Mich.	59 68	106	H	Drake	65 81
21	A	Michigan St.	47 76					95	A	Missouri St.	81 91	107	A	UNI	52 63
								95	H	Missouri St.	62 73	107	H	UNI	64 60
												117	H	Northwestern	72 81
												129	A	Southern Ill.	69 68
												129	H	Southern Ill.	83 59
												138	H	Western Mich.	45 68
												217	A	Indiana St.	48 62
												217	H	Indiana St.	71 74
												225	A	Rice	57 50
												285	H	Lamar	82 71
												288	A	Wichita St.	62 65
												288	H	Wichita St.	60 55
												300	A	Bradley	67 54
												323	A	Illinois St.	57 41
												323	H	Illinois St.	73 61
												333	A	Evansville	63 49
												333	H	Evansville	67 54
												339	A	Eastern Ill.	86 75
LAST 12 Division I GAMES:															
107	A	UNI	52 63	333	H	Evansville	67 54								
106	A	Drake	61 91	129	H	Southern Ill.	83 59								
217	H	Indiana St.	71 74	106	H	Drake	65 81								
323	H	Illinois St.	73 61	107	H	UNI	64 60								
288	A	Wichita St.	62 65	323	A	Illinois St.	57 41								
95	A	Missouri St.	81 91	217	A	Indiana St.	48 62								

Non-Div I Games:

Loyola Chicago

■ Loss, 
 ■ Non-Conf, 
 ■ S Site, 
 ■ Home 
 ■ A Away 
 N Neutral

Loyola Maryland

Through Games Of Feb. 29, 2016

Average RPI Win:	307	WON-LOST	WINNING	LAST 10	STRENGTH OF	OPP. STRENGTH	TEAM	ADJ.	CONF.	ADJ CONF.
Average RPI Loss:	152	RECORD	PCT. RANK	GAMES	SCHEDULE	OF SCHEDULE	RPI	RPI	RPI	RPI
DIV. I ONLY	13- 15	191	6- 4	282	299	241	241	25	25	
DIV. I NON-CONF.	3- 8	258	0- 0	286	318	286	286	27	27	
TOTALS	RPI 1-25	RPI 26-50	W-L RECORDS	RPI 51-100	RPI 101-150	RPI 150+				
13- 15	0- 1	0- 1	OVERALL	0- 4	0- 0	13- 9				
6- 6	0- 0	0- 0	HOME	0- 2	0- 0	6- 4				
7- 9	0- 1	0- 1	AWAY	0- 2	0- 0	7- 5				
0- 0	0- 0	0- 0	NEUTRAL	0- 0	0- 0	0- 0				
3- 8	0- 1	0- 1	NON-CONFERENCE	0- 0	0- 0	3- 6				
1- 3	0- 0	0- 0	HOME	0- 0	0- 0	1- 3				
2- 5	0- 1	0- 1	AWAY	0- 0	0- 0	2- 3				
0- 0	0- 0	0- 0	NEUTRAL	0- 0	0- 0	0- 0				
10- 7	0- 0	0- 0	CONFERENCE	0- 4	0- 0	10- 3				
5- 3	0- 0	0- 0	HOME	0- 2	0- 0	5- 1				
5- 4	0- 0	0- 0	AWAY	0- 2	0- 0	5- 2				
0- 0	0- 0	0- 0	NEUTRAL	0- 0	0- 0	0- 0				

RPI 1-25				RPI 26-50				RPI 51-100				RPI 101+ Team's RPI: 241			
RPI	S	Opponent	Score	RPI	S	Opponent	Score	RPI	S	Opponent	Score	RPI	S	Opponent	Score
11	A	Maryland	47 97	47	A	Villanova	55 67	65	A	Army West Point	37 70	154	A	Old Dominion	41 64
								65	H	Army West Point	44 52	176	H	UMBC	46 52
								85	A	Bucknell	64 71	187	H	Fairfield	45 71
								85	H	Bucknell	42 64	198	H	William & Mary	61 62
												207	A	Lehigh	48 66
												207	H	Lehigh	68 76
												222	A	Navy	38 45
												222	H	Navy	51 38
												235	A	Columbia	53 63
												250	A	Holy Cross	59 49
												281	A	American	55 50
												281	H	American	52 46
												306	A	Colgate	65 49
												306	H	Colgate	55 38
												319	A	Mt. St. Mary's	65 63
												328	A	Lafayette	55 51
												328	H	Lafayette	66 65
												334	A	Lipscomb	57 52
												336	A	St. Francis Brooklyn	54 64
												344	A	Boston U.	67 46
												344	H	Boston U.	63 54
												347	H	Norfolk St.	75 67
LAST 12 Division I GAMES:															
281	A	American	55 50	65	H	Army West Point	44 52								
250	A	Holy Cross	59 49	207	H	Lehigh	68 76								
306	H	Colgate	55 38	328	A	Lafayette	55 51								
85	H	Bucknell	42 64	306	A	Colgate	65 49								
344	A	Boston U.	67 46	85	A	Bucknell	64 71								
222	A	Navy	38 45	344	H	Boston U.	63 54								

Non-Div I Games:

Loyola Maryland

Loss, Non-Conf, S Site, H Home A Away N Neutral

Average RPI Win:	262	WON-LOST	WINNING	LAST 10	STRENGTH OF	OPP. STRENGTH	TEAM	ADJ.	CONF.	ADJ CONF.
Average RPI Loss:	106	RECORD	PCT. RANK	GAMES	SCHEDULE	OF SCHEDULE	RPI	RPI	RPI	RPI
DIV. I ONLY	10- 19	261	4- 6	183	102	240	240	8	8	
DIV. I NON-CONF.	4- 7	222	1- 0	333	190	293	293	9	9	
TOTALS	RPI 1-25	RPI 26-50	W-L RECORDS	RPI 51-100	RPI 101-150	RPI 150+				
10- 19	0- 2	0- 4	OVERALL	0- 6	0- 3	10- 4				
5- 8	0- 1	0- 1	HOME	0- 3	0- 1	5- 2				
4- 11	0- 1	0- 3	AWAY	0- 3	0- 2	4- 2				
1- 0	0- 0	0- 0	NEUTRAL	0- 0	0- 0	1- 0				
4- 7	0- 0	0- 2	NON-CONFERENCE	0- 0	0- 1	4- 4				
2- 2	0- 0	0- 0	HOME	0- 0	0- 0	2- 2				
1- 5	0- 0	0- 2	AWAY	0- 0	0- 1	1- 2				
1- 0	0- 0	0- 0	NEUTRAL	0- 0	0- 0	1- 0				
6- 12	0- 2	0- 2	CONFERENCE	0- 6	0- 2	6- 0				
3- 6	0- 1	0- 1	HOME	0- 3	0- 1	3- 0				
3- 6	0- 1	0- 1	AWAY	0- 3	0- 1	3- 0				
0- 0	0- 0	0- 0	NEUTRAL	0- 0	0- 0	0- 0				

RPI 1-25				RPI 26-50				RPI 51-100				RPI 101+ Team's RPI: 240			
RPI	S	Opponent	Score	RPI	S	Opponent	Score	RPI	S	Opponent	Score	RPI	S	Opponent	Score
15	A	BYU	61 75	41	A	Missouri	48 80	67	A	Santa Clara	41 68	104	A	Gonzaga	68 83
15	H	BYU	75 82	49	A	UC Riverside	62 80	67	H	Santa Clara	56 57	104	H	Gonzaga	59 66
				50	A	St. Mary's (CA)	57 72	78	A	San Diego	58 82	123	A	Hawaii	51 65
				50	H	St. Mary's (CA)	81 91	78	H	San Diego	67 75	162	A	Pacific	63 60
								98	A	San Francisco	72 81	162	H	Pacific	96 88
								98	H	San Francisco	73 75	189	A	Colorado	81 92
												193	A	Cal Poly	58 70
												245	H	San Diego St.	92 65
												265	H	Seattle	69 78
												267	A	UC Santa Barbara	70 63
												278	A	Pepperdine	83 77
												278	H	Pepperdine	79 69
												284	A	Portland	77 62
												284	H	Portland	62 52
												318	N	Nevada	69 58
												337	H	Cal St. Fullerton	73 75
												340	H	UC Irvine	95 50
LAST 12 Division I GAMES:															
340	H	UC Irvine	95 50	284	A	Portland	77 62								
278	A	Pepperdine	83 77	104	A	Gonzaga	68 83								
98	A	San Francisco	72 81	78	H	San Diego	67 75								
67	A	Santa Clara	41 68	15	H	BYU	75 82								
50	H	St. Mary's (CA)	81 91	78	A	San Diego	58 82								
162	H	Pacific	96 88	15	A	BYU	61 75								

Non-Div I Games:

Loyola Marymount

■ Loss, 
 ■ Non-Conf, 
 ■ S Site, 
 ■ H Home 
 ■ A Away 
 N Neutral

MaineMaine

82 42

Maine

Page 160



Average RPI Win:	<b>243</b>	WON-LOST	WINNING	LAST 10	STRENGTH OF	OPP. STRENGTH	TEAM	ADJ.	CONF.	ADJ CONF.
Average RPI Loss:	<b>198</b>	RECORD	PCT. RANK	GAMES	SCHEDULE	OF SCHEDULE	RPI	RPI	RPI	RPI
DIV. I ONLY	<b>14- 15</b>	<b>180</b>	<b>5- 5</b>	<b>301</b>	<b>260</b>	<b>243</b>	<b>243</b>	<b>22</b>	<b>22</b>	
DIV. I NON-CONF.	<b>3- 6</b>	<b>234</b>	<b>0- 0</b>	<b>311</b>	<b>309</b>	<b>299</b>	<b>299</b>	<b>22</b>	<b>22</b>	
TOTALS	RPI 1-25	RPI 26-50	W-L RECORDS	RPI 51-100	RPI 101-150	RPI 150+				
14- 15	0- 0	0- 0	OVERALL	1- 2	1- 1	12- 12				
7- 7	0- 0	0- 0	HOME	0- 2	1- 0	6- 5				
7- 8	0- 0	0- 0	AWAY	1- 0	0- 1	6- 7				
0- 0	0- 0	0- 0	NEUTRAL	0- 0	0- 0	0- 0				
3- 6	0- 0	0- 0	NON-CONFERENCE	0- 1	0- 0	3- 5				
2- 2	0- 0	0- 0	HOME	0- 1	0- 0	2- 1				
1- 4	0- 0	0- 0	AWAY	0- 0	0- 0	1- 4				
0- 0	0- 0	0- 0	NEUTRAL	0- 0	0- 0	0- 0				
11- 9	0- 0	0- 0	CONFERENCE	1- 1	1- 1	9- 7				
5- 5	0- 0	0- 0	HOME	0- 1	1- 0	4- 4				
6- 4	0- 0	0- 0	AWAY	1- 0	0- 1	5- 3				
0- 0	0- 0	0- 0	NEUTRAL	0- 0	0- 0	0- 0				

RPI S	Opponent	Score	RPI S	Opponent	Score	RPI S	Opponent	Score	RPI S	Opponent	Score	Team's RPI: 243
						82	A Quinnipiac	52 42	120	A Iona	56 67	
						82	H Quinnipiac	63 81	120	H Iona	63 56	
						85	H Bucknell	56 61	164	A Yale	36 62	
									166	H Fordham	49 60	
									169	A Marist	64 59	
									169	H Marist	73 79	
									187	A Fairfield	70 55	
									187	H Fairfield	57 59	
									210	A Canisius	68 70	
									210	H Canisius	77 55	
									213	H Brown	80 56	
									226	A Siena	59 60	
									226	H Siena	56 49	
									239	A New Hampshire	57 72	
									250	A Holy Cross	44 58	
									256	A Monmouth	62 72	
									256	H Monmouth	56 57	
									281	A American	48 52	
									283	A Rider	74 70	
									283	H Rider	49 56	
									296	A Niagara	58 49	
									296	H Niagara	80 62	
									312	A Fairleigh Dickinson	85 78	
									336	H St. Francis Brooklyn	61 53	
									338	A Saint Peter's	60 43	
									338	H Saint Peter's	64 47	
LAST 12 Division I GAMES:												
			283	H Rider	49 56		169	A Marist	64 59			
			338	A Saint Peter's	60 43		210	H Canisius	77 55			
			296	A Niagara	58 49		256	A Monmouth	62 72			
			210	A Canisius	68 70		82	H Quinnipiac	63 81			
			226	H Siena	56 49		283	A Rider	74 70			
			256	H Monmouth	56 57		338	H Saint Peter's	64 47			

Non-Div I Games:

Manhattan

■ Loss, 
■ Non-Conf, 
■ S Site, 
■ H Home 
■ A Away 
N Neutral

M  
a  
r  
i  
s  
tM  
a  
r  
i  
s  
t

Marist

Page 162

Average RPI Win:	163	WON-LOST	WINNING	LAST 10	STRENGTH OF	OPP. STRENGTH	TEAM	ADJ.	CONF.	ADJ CONF.
Average RPI Loss:	64	RECORD	PCT. RANK	GAMES	SCHEDULE	OF SCHEDULE	RPI	RPI	RPI	RPI
DIV. I ONLY	14- 15	180	6- 4	47	68	96	96	6	6	
DIV. I NON-CONF.	5- 6	180	0- 0	23	58	97	97	6	6	
TOTALS	RPI 1-25	RPI 26-50	W-L RECORDS	RPI 51-100	RPI 101-150	RPI 150+				
14- 15	0- 5	1- 3	OVERALL	3- 3	2- 3	8- 1				
9- 4	0- 2	1- 1	HOME	3- 0	1- 1	4- 0				
4- 11	0- 3	0- 2	AWAY	0- 3	1- 2	3- 1				
1- 0	0- 0	0- 0	NEUTRAL	0- 0	0- 0	1- 0				
5- 6	0- 3	0- 0	NON-CONFERENCE	1- 1	1- 2	3- 0				
2- 2	0- 1	0- 0	HOME	1- 0	0- 1	1- 0				
2- 4	0- 2	0- 0	AWAY	0- 1	1- 1	1- 0				
1- 0	0- 0	0- 0	NEUTRAL	0- 0	0- 0	1- 0				
9- 9	0- 2	1- 3	CONFERENCE	2- 2	1- 1	5- 1				
7- 2	0- 1	1- 1	HOME	2- 0	1- 0	3- 0				
2- 7	0- 1	0- 2	AWAY	0- 2	0- 1	2- 1				
0- 0	0- 0	0- 0	NEUTRAL	0- 0	0- 0	0- 0				

RPI 1-25				RPI 26-50				RPI 51-100				Team's RPI: 96	RPI 101+			
RPI	S	Opponent	Score	RPI	S	Opponent	Score	RPI	S	Opponent	Score		RPI	S	Opponent	Score
8	A	Arizona St.	80 90	36	A	Seton Hall	68 99	56	A	St. John's (NY)	77 81		114	H	IUPUI	55 60
9	H	Oregon St.	58 65	36	H	Seton Hall	89 82	56	H	St. John's (NY)	67 64		131	A	Creighton	81 83
19	A	DePaul	86 91	47	A	Villanova	60 81	57	A	South Dakota	69 97		131	H	Creighton	79 72
19	H	DePaul	65 98	47	H	Villanova	75 82	64	H	Auburn	70 69		140	A	Northern Ky.	78 83
20	A	Green Bay	55 75					94	A	Georgetown	72 75		149	A	Milwaukee	101 81
								94	H	Georgetown	87 72		157	A	Xavier	66 71
													157	H	Xavier	74 69
													177	H	Wisconsin	77 61
													195	A	Butler	80 64
													195	H	Butler	76 69
													200	N	Richmond	98 80
													259	A	Providence	92 85
													259	H	Providence	105 75
													309	A	FIU	95 83
LAST 12 Division I GAMES:																
				19	H	DePaul	65 98					94	A	Georgetown	72 75	
				259	A	Providence	92 85					36	H	Seton Hall	89 82	
				131	A	Creighton	81 83					56	H	St. John's (NY)	67 64	
				157	H	Xavier	74 69					131	H	Creighton	79 72	
				195	H	Butler	76 69					259	H	Providence	105 75	
				47	A	Villanova	60 81					195	A	Butler	80 64	

Non-Div I Games:

Marquette

■ Loss, 
■ Non-Conf, 
■ S Site, 
■ H Home 
■ A Away 
N Neutral

## Marshall

Through Games Of Feb. 29, 2016

Average RPI Win:	225	WON-LOST	WINNING	LAST 10	STRENGTH OF	OPP. STRENGTH	TEAM	ADJ.	CONF.	ADJ CONF.
Average RPI Loss:	96	RECORD	PCT. RANK	GAMES	SCHEDULE	OF SCHEDULE	RPI	RPI	RPI	RPI
DIV. I ONLY	15- 10	112	5- 5	205	153	155	155	12	12	
DIV. I NON-CONF.	8- 1	23	0- 0	330	335	138	138	11	11	
TOTALS	RPI 1-25	RPI 26-50	W-L RECORDS	RPI 51-100	RPI 101-150	RPI 150+				
15- 10	1- 0	0- 3	OVERALL	0- 4	3- 0	11- 3				
11- 4	1- 0	0- 1	HOME	0- 2	1- 0	9- 1				
4- 5	0- 0	0- 1	AWAY	0- 2	2- 0	2- 2				
0- 1	0- 0	0- 1	NEUTRAL	0- 0	0- 0	0- 0				
8- 1	0- 0	0- 1	NON-CONFERENCE	0- 0	1- 0	7- 0				
6- 0	0- 0	0- 0	HOME	0- 0	0- 0	6- 0				
2- 0	0- 0	0- 0	AWAY	0- 0	1- 0	1- 0				
0- 1	0- 0	0- 1	NEUTRAL	0- 0	0- 0	0- 0				
7- 9	1- 0	0- 2	CONFERENCE	0- 4	2- 0	4- 3				
5- 4	1- 0	0- 1	HOME	0- 2	1- 0	3- 1				
2- 5	0- 0	0- 1	AWAY	0- 2	1- 0	1- 2				
0- 0	0- 0	0- 0	NEUTRAL	0- 0	0- 0	0- 0				

RPI 1-25				RPI 26-50				RPI 51-100				RPI 101+ Team's RPI: 155			
RPI	S	Opponent	Score	RPI	S	Opponent	Score	RPI	S	Opponent	Score	RPI	S	Opponent	Score
22	H	UTEP	79 64	29	N	West Virginia	60 66	60	A	Middle Tenn.	54 65	129	A	Southern Ill.	61 55
				42	A	Western Ky.	52 81	60	H	Middle Tenn.	73 79	147	A	UAB	64 61
				42	H	Western Ky.	76 80	77	A	Charlotte	77 87	147	H	UAB	73 65
								77	H	Charlotte	61 64	154	A	Old Dominion	55 77
												154	H	Old Dominion	80 62
												156	H	Cornell	73 47
												178	A	Fla. Atlantic	73 84
												216	H	Rhode Island	72 62
												225	H	Rice	81 52
												236	H	North Texas	63 71
												262	H	Saint Francis (PA)	81 73
												263	H	UTSA	80 76
												305	A	Morehead St.	104 101
												309	A	FIU	65 58
												345	H	NJIT	63 50
												346	H	Alabama A&M	81 45
												347	H	Norfolk St.	81 67
LAST 12 Division I GAMES:															
60	H	Middle Tenn.	73 79	22	H	UTEP	79 64	147	A	UAB	64 61	60	A	Middle Tenn.	54 65
154	A	Old Dominion	55 77	154	H	Old Dominion	80 62	77	A	Charlotte	61 64	225	H	Rice	81 52
77	A	Charlotte	77 87	42	H	Western Ky.	76 80								
42	H	Western Ky.	76 80	263	H	UTSA	80 76								

Non-Div I Games: Brescia 92 40 West Va. Tech 83 39

Marshall

Loss, Non-Conf, S Site, H Home A Away N Neutral

Average RPI Win:	131	WON-LOST	WINNING	LAST 10	STRENGTH OF	OPP. STRENGTH	TEAM	ADJ.	CONF.	ADJ CONF.
Average RPI Loss:	4	RECORD	PCT. RANK	GAMES	SCHEDULE	OF SCHEDULE	RPI	RPI	RPI	RPI
DIV. I ONLY	27- 3	8	9- 1	60	41	11	11	5	5	
DIV. I NON-CONF.	11- 1	16	0- 0	110	158	22	22	4	4	
TOTALS	RPI 1-25	RPI 26-50	W-L RECORDS	RPI 51-100	RPI 101-150	RPI 150+				
27- 3	2- 3	1- 0	OVERALL	9- 0	5- 0	10- 0				
15- 1	2- 1	1- 0	HOME	4- 0	2- 0	6- 0				
9- 1	0- 1	0- 0	AWAY	4- 0	2- 0	3- 0				
3- 1	0- 1	0- 0	NEUTRAL	1- 0	1- 0	1- 0				
11- 1	1- 1	0- 0	NON-CONFERENCE	1- 0	2- 0	7- 0				
7- 0	1- 0	0- 0	HOME	0- 0	1- 0	5- 0				
1- 0	0- 0	0- 0	AWAY	0- 0	0- 0	1- 0				
3- 1	0- 1	0- 0	NEUTRAL	1- 0	1- 0	1- 0				
16- 2	1- 2	1- 0	CONFERENCE	8- 0	3- 0	3- 0				
8- 1	1- 1	1- 0	HOME	4- 0	1- 0	1- 0				
8- 1	0- 1	0- 0	AWAY	4- 0	2- 0	2- 0				
0- 0	0- 0	0- 0	NEUTRAL	0- 0	0- 0	0- 0				

RPI	S	Opponent	Score	RPI	S	Opponent	Score	RPI	S	Opponent	Score	RPI	S	Opponent	Score
3	N	UConn	73 83	40	H	Indiana	86 63	54	A	Rutgers	73 59	117	A	Northwestern	79 70
5	A	Ohio St.	86 94					58	A	Purdue	87 67	117	H	Northwestern	80 62
5	H	Ohio St.	71 80					58	H	Purdue	73 59	127	A	Penn St.	89 53
16	H	Syracuse	82 64					59	N	South Dakota St.	62 55	130	N	Pittsburgh	70 49
21	H	Michigan St.	85 76					63	A	Iowa	76 56	150	H	Detroit	97 41
								68	A	Michigan	74 67	154	N	Old Dominion	95 49
								68	H	Michigan	76 56	163	A	Illinois	79 63
								76	H	Minnesota	110 77	175	H	Southern U.	94 61
								90	H	Nebraska	89 50	177	A	Wisconsin	90 65
												177	H	Wisconsin	83 77
												241	H	Loyola Maryland	97 47
												247	H	High Point	105 50
												275	H	Central Conn. St.	86 43
												287	A	UMES	106 30
												317	H	UMass Lowell	102 53
LAST 12 Division I GAMES:															
76	H	Minnesota	110 77	5	A	Ohio St.	86 94								
177	H	Wisconsin	83 77	21	H	Michigan St.	85 76								
54	A	Rutgers	73 59	58	A	Purdue	87 67								
68	H	Michigan	76 56	40	H	Indiana	86 63								
117	A	Northwestern	79 70	127	A	Penn St.	89 53								
58	H	Purdue	73 59	177	A	Wisconsin	90 65								

Non-Div I Games:

Maryland

■ Loss, 
■ Non-Conf, S Site, 
■ Home 
■ Away 
N Neutral

Massachusetts

Through Games Of Feb. 29, 2016

Average RPI Win: <b>199</b>	WON-LOST	WINNING	LAST 10	STRENGTH OF	OPP. STRENGTH	TEAM	ADJ.	CONF.	ADJ CONF.
Average RPI Loss: <b>127</b>	RECORD	PCT. RANK	GAMES	SCHEDULE	OF SCHEDULE	RPI	RPI	RPI	RPI
DIV. I ONLY	<b>11- 17</b>	<b>236</b>	<b>5- 5</b>	<b>162</b>	<b>100</b>	<b>209</b>	<b>209</b>	<b>7</b>	<b>7</b>
DIV. I NON-CONF.	<b>6- 6</b>	<b>160</b>	<b>0- 1</b>	<b>249</b>	<b>170</b>	<b>196</b>	<b>196</b>	<b>8</b>	<b>8</b>
TOTALS	RPI 1-25	RPI 26-50	W-L RECORDS	RPI 51-100	RPI 101-150	RPI 150+			
11- 17	0- 1	1- 2	OVERALL	2- 6	0- 1	8- 7			
7- 6	0- 0	1- 0	HOME	2- 2	0- 1	4- 3			
4- 10	0- 1	0- 2	AWAY	0- 3	0- 0	4- 4			
0- 1	0- 0	0- 0	NEUTRAL	0- 1	0- 0	0- 0			
6- 6	0- 0	0- 0	NON-CONFERENCE	1- 3	0- 1	5- 2			
4- 1	0- 0	0- 0	HOME	1- 0	0- 1	3- 0			
2- 4	0- 0	0- 0	AWAY	0- 2	0- 0	2- 2			
0- 1	0- 0	0- 0	NEUTRAL	0- 1	0- 0	0- 0			
5- 11	0- 1	1- 2	CONFERENCE	1- 3	0- 0	3- 5			
3- 5	0- 0	1- 0	HOME	1- 2	0- 0	1- 3			
2- 6	0- 1	0- 2	AWAY	0- 1	0- 0	2- 2			
0- 0	0- 0	0- 0	NEUTRAL	0- 0	0- 0	0- 0			

RPI	S	Opponent	Score	RPI	S	Opponent	Score	RPI	S	Opponent	Score	RPI	S	Opponent	Score	Team's RPI: 209
23	A	Duquesne	64 <b>73</b>	30	A	St. Bonaventure	41 <b>66</b>	51	A	Duke	46 <b>70</b>	118	H	Buffalo	48 <b>56</b>	
				30	H	St. Bonaventure	69 60	53	A	Saint Louis	49 <b>69</b>	166	H	Fordham	55 <b>60</b>	
				38	A	George Washington	50 <b>67</b>	62	N	Ball St.	54 <b>81</b>	174	A	Davidson	66 62	
								71	H	Dayton	76 69	183	A	George Mason	59 <b>64</b>	
								75	H	Hofstra	57 56	189	A	Colorado	63 <b>90</b>	
								84	H	VCU	66 <b>74</b>	200	H	Richmond	68 <b>74</b>	
								99	H	Saint Joseph's	58 <b>62</b>	205	H	Hartford	63 57	
								100	A	Harvard	65 <b>67</b>	216	A	Rhode Island	71 64	
												216	H	Rhode Island	79 <b>80</b>	
												231	A	Bryant	86 69	
												250	A	Holy Cross	74 60	
												275	A	Central Conn. St.	68 <b>78</b>	
												277	A	La Salle	57 <b>66</b>	
												277	H	La Salle	80 57	
												317	H	UMass Lowell	84 58	
												344	H	Boston U.	73 56	
LAST 12 Division I GAMES:																
		62 N Ball St.	54 <b>81</b>			277 A La Salle	57 <b>66</b>									
		277 H La Salle	80 57			166 H Fordham	55 <b>60</b>									
		216 A Rhode Island	71 64			23 A Duquesne	64 <b>73</b>									
		174 A Davidson	66 62			183 A George Mason	59 <b>64</b>									
		71 H Dayton	76 69			216 H Rhode Island	79 <b>80</b>									
		30 H St. Bonaventure	69 60			38 A George Washington	50 <b>67</b>									

Non-Div I Games:

Massachusetts

Loss, Non-Conf, S Site, H Home A Away N Neutral

Average RPI Win:	257	WON-LOST	WINNING	LAST 10	STRENGTH OF	OPP. STRENGTH	TEAM	ADJ.	CONF.	ADJ CONF.
Average RPI Loss:	146	RECORD	PCT. RANK	GAMES	SCHEDULE	OF SCHEDULE	RPI	RPI	RPI	RPI
DIV. I ONLY	16- 10	109	7- 3	289	209	153	153	26	26	
DIV. I NON-CONF.	5- 4	138	0- 0	132	52	91	91	26	26	
TOTALS	RPI 1-25	RPI 26-50	W-L RECORDS	RPI 51-100	RPI 101-150	RPI 150+				
16- 10	0- 1	0- 1	OVERALL	0- 2	2- 2	14- 4				
9- 2	0- 0	0- 0	HOME	0- 0	1- 1	8- 1				
6- 8	0- 1	0- 1	AWAY	0- 2	1- 1	5- 3				
1- 0	0- 0	0- 0	NEUTRAL	0- 0	0- 0	1- 0				
5- 4	0- 1	0- 1	NON-CONFERENCE	0- 1	1- 0	4- 1				
2- 0	0- 0	0- 0	HOME	0- 0	0- 0	2- 0				
2- 4	0- 1	0- 1	AWAY	0- 1	1- 0	1- 1				
1- 0	0- 0	0- 0	NEUTRAL	0- 0	0- 0	1- 0				
11- 6	0- 0	0- 0	CONFERENCE	0- 1	1- 2	10- 3				
7- 2	0- 0	0- 0	HOME	0- 0	1- 1	6- 1				
4- 4	0- 0	0- 0	AWAY	0- 1	0- 1	4- 2				
0- 0	0- 0	0- 0	NEUTRAL	0- 0	0- 0	0- 0				

RPI 1-25				RPI 26-50				RPI 51-100				RPI 101+ Team's RPI: 153			
RPI	S	Opponent	Score	RPI	S	Opponent	Score	RPI	S	Opponent	Score	RPI	S	Opponent	Score
2	A	Baylor	46 105	44	A	Chattanooga	53 68	74	A	Abilene Christian	62 79	112	H	Central Ark.	56 70
								83	A	Tulane	55 74	122	A	Northwestern St.	64 85
												122	H	Northwestern St.	78 74
												144	A	UT Arlington	63 57
												168	A	Louisiana Tech	74 71
												170	A	Ole Miss	56 96
												203	A	Stephen F. Austin	55 80
												225	H	Rice	61 53
												228	H	Sam Houston St.	82 79
												229	N	Dartmouth	78 56
												244	A	Houston Baptist	71 64
												279	H	La.-Monroe	72 62
												285	A	Lamar	76 69
												285	H	Lamar	92 84
												308	A	Southeastern La.	83 74
												308	H	Southeastern La.	96 79
												311	A	Nicholls St.	81 85
												311	H	Nicholls St.	96 62
												315	H	A&M-Corpus Christi	72 51
												330	A	New Orleans	77 74
												330	H	New Orleans	92 63
												335	H	Incarnate Word	55 68
LAST 12 Division I GAMES:															
311	H	Nicholls St.	96 62	311	A	Nicholls St.	81 85								
285	A	Lamar	76 69	330	H	New Orleans	92 63								
285	H	Lamar	92 84	330	A	New Orleans	77 74								
112	H	Central Ark.	56 70	308	H	Southeastern La.	96 79								
122	A	Northwestern St.	64 85	122	H	Northwestern St.	78 74								
308	A	Southeastern La.	83 74	335	H	Incarnate Word	55 68								

Non-Div I Games: Southern-N.O. 97 61 Louisiana Col. 73 59 Loyola (LA) 70 69

McNeese St.

Loss, Non-Conf, S Site, H Home A Away N Neutral

Average RPI Win:	185	WON-LOST	WINNING	LAST 10	STRENGTH OF	OPP. STRENGTH	TEAM	ADJ.	CONF.	ADJ CONF.
Average RPI Loss:	90	RECORD	PCT. RANK	GAMES	SCHEDULE	OF SCHEDULE	RPI	RPI	RPI	RPI
DIV. I ONLY	18- 11	103	8- 2	142	77	102	102	9	9	
DIV. I NON-CONF.	6- 5	146	0- 0	136	92	152	152	7	7	
TOTALS	RPI 1-25	RPI 26-50	W-L RECORDS	RPI 51-100	RPI 101-150	RPI 150+				
18- 11	1- 3	0- 1	OVERALL	4- 3	1- 1	12- 3				
12- 4	1- 1	0- 1	HOME	3- 1	1- 0	7- 1				
6- 7	0- 2	0- 0	AWAY	1- 2	0- 1	5- 2				
0- 0	0- 0	0- 0	NEUTRAL	0- 0	0- 0	0- 0				
6- 5	0- 0	0- 1	NON-CONFERENCE	2- 2	1- 1	3- 1				
5- 2	0- 0	0- 1	HOME	1- 1	1- 0	3- 0				
1- 3	0- 0	0- 0	AWAY	1- 1	0- 1	0- 1				
0- 0	0- 0	0- 0	NEUTRAL	0- 0	0- 0	0- 0				
12- 6	1- 3	0- 0	CONFERENCE	2- 1	0- 0	9- 2				
7- 2	1- 1	0- 0	HOME	2- 0	0- 0	4- 1				
5- 4	0- 2	0- 0	AWAY	0- 1	0- 0	5- 1				
0- 0	0- 0	0- 0	NEUTRAL	0- 0	0- 0	0- 0				

RPI 1-25				RPI 26-50				RPI 51-100				RPI 101+ Team's RPI: 102			
RPI	S	Opponent	Score	RPI	S	Opponent	Score	RPI	S	Opponent	Score	RPI	S	Opponent	Score
3	A	UConn	40 83	38	H	George Washington	62 68	53	H	Saint Louis	57 63	121	A	Little Rock	53 61
3	H	UConn	46 86					66	A	Temple	58 82	129	H	Southern Ill.	61 58
25	A	South Fla.	82 97					66	H	Temple	100 97	161	A	East Carolina	79 78
25	H	South Fla.	88 87					73	A	Central Mich.	64 61	161	H	East Carolina	93 83
								76	A	Minnesota	60 70	163	H	Illinois	81 75
								83	H	Tulane	83 67	182	A	Tulsa	69 58
								94	H	Georgetown	57 53	182	H	Tulsa	59 65
												191	A	SMU	49 58
												221	A	Cincinnati	64 47
												221	H	Cincinnati	54 51
												237	A	Kansas	63 72
												271	A	UCF	69 52
												271	H	UCF	75 59
												286	A	Houston	77 64
												286	H	Houston	74 57
												294	H	Jacksonville St.	70 55
												339	H	Eastern Ill.	80 49
LAST 12 Division I GAMES:															
286	A	Houston	77 64	221	H	Cincinnati	54 51								
161	H	East Carolina	93 83	3	A	UConn	40 83								
25	A	South Fla.	82 97	271	H	UCF	75 59								
66	H	Temple	100 97	182	A	Tulsa	69 58								
161	A	East Carolina	79 78	25	H	South Fla.	88 87								
271	A	UCF	69 52	191	A	SMU	49 58								

Non-Div I Games:

Memphis

■ Loss, 
■ Non-Conf, 
■ S Site, 
■ H Home 
■ A Away 
N Neutral



Average RPI Win:	251	WON-LOST	WINNING	LAST 10	STRENGTH OF	OPP. STRENGTH	TEAM	ADJ.	CONF.	ADJ CONF.
Average RPI Loss:	71	RECORD	PCT. RANK	GAMES	SCHEDULE	OF SCHEDULE	RPI	RPI	RPI	RPI
DIV. I ONLY	20- 7	55	8- 2	244	217	110	110	17	17	
DIV. I NON-CONF.	8- 5	120	0- 0	226	283	157	157	15	15	
TOTALS	RPI 1-25	RPI 26-50	W-L RECORDS	RPI 51-100	RPI 101-150	RPI 150+				
20- 7	0- 1	1- 2	OVERALL	0- 2	2- 1	17- 1				
10- 3	0- 0	1- 0	HOME	0- 1	1- 1	8- 1				
9- 3	0- 1	0- 2	AWAY	0- 0	1- 0	8- 0				
1- 1	0- 0	0- 0	NEUTRAL	0- 1	0- 0	1- 0				
8- 5	0- 1	0- 1	NON-CONFERENCE	0- 2	0- 1	8- 0				
4- 2	0- 0	0- 0	HOME	0- 1	0- 1	4- 0				
3- 2	0- 1	0- 1	AWAY	0- 0	0- 0	3- 0				
1- 1	0- 0	0- 0	NEUTRAL	0- 1	0- 0	1- 0				
12- 2	0- 0	1- 1	CONFERENCE	0- 0	2- 0	9- 1				
6- 1	0- 0	1- 0	HOME	0- 0	1- 0	4- 1				
6- 1	0- 0	0- 1	AWAY	0- 0	1- 0	5- 0				
0- 0	0- 0	0- 0	NEUTRAL	0- 0	0- 0	0- 0				

RPI 1-25				RPI 26-50				RPI 51-100				RPI 101+ Team's RPI: 110			
RPI	S	Opponent	Score	RPI	S	Opponent	Score	RPI	S	Opponent	Score	RPI	S	Opponent	Score
13	A	Florida St.	36 79	26	A	Georgia	44 57	53	H	Saint Louis	60 68	108	A	Samford	63 60
				44	A	Chattanooga	45 67	77	N	Charlotte	62 72	108	H	Samford	63 61
				44	H	Chattanooga	67 44					129	H	Southern Ill.	52 55
												158	A	ETSU	61 45
												158	H	ETSU	53 55
												220	A	Furman	61 50
												220	H	Furman	64 62
												227	H	Col. of Charleston	66 58
												280	A	Tennessee Tech	63 47
												289	A	Kennesaw St.	72 61
												290	H	Ga. Southern	62 50
												293	A	Florida A&M	54 50
												294	H	Jacksonville St.	46 39
												302	A	Wofford	70 61
												302	H	Wofford	80 32
												303	A	Western Caro.	92 88
												303	H	Western Caro.	63 42
												310	A	UNCG	86 78
												310	H	UNCG	81 47
												325	H	North Florida	68 54
												332	N	Howard	70 53
LAST 12 Division I GAMES:															
220	H	Furman	64 62	303	H	Western Caro.	63 42								
302	H	Wofford	80 32	220	A	Furman	61 50								
44	A	Chattanooga	45 67	302	A	Wofford	70 61								
158	A	ETSU	61 45	158	H	ETSU	53 55								
108	H	Samford	63 61	44	H	Chattanooga	67 44								
310	H	UNCG	81 47	108	A	Samford	63 60								

Non-Div I Games: Faulkner 86 33 Coastal Ga. 87 48

Mercer

Loss, Non-Conf, S Site, H Home A Away N Neutral

Average RPI Win: 156		WON-LOST	WINNING	LAST 10	STRENGTH OF	OPP. STRENGTH	TEAM	ADJ.	CONF.	ADJ CONF.
Average RPI Loss: 23		RECORD	PCT. RANK	GAMES	SCHEDULE	OF SCHEDULE	RPI	RPI	RPI	RPI
DIV. I ONLY		22- 7	45	5- 5	62	54	33	33	4	4
DIV. I NON-CONF.		12- 1	9	0- 0	188	124	42	42	5	5
TOTALS		RPI 1-25	RPI 26-50		W-L RECORDS		RPI 51-100	RPI 101-150	RPI 150+	
22- 7	0- 6	2- 0		OVERALL		3- 0	8- 1	9- 0		
13- 3	0- 3	1- 0		HOME		1- 0	5- 0	6- 0		
8- 3	0- 2	0- 0		AWAY		2- 0	3- 1	3- 0		
1- 1	0- 1	1- 0		NEUTRAL		0- 0	0- 0	0- 0		
12- 1	0- 1	1- 0		NON-CONFERENCE		1- 0	2- 0	8- 0		
8- 0	0- 0	0- 0		HOME		0- 0	2- 0	6- 0		
3- 0	0- 0	0- 0		AWAY		1- 0	0- 0	2- 0		
1- 1	0- 1	1- 0		NEUTRAL		0- 0	0- 0	0- 0		
10- 6	0- 5	1- 0		CONFERENCE		2- 0	6- 1	1- 0		
5- 3	0- 3	1- 0		HOME		1- 0	3- 0	0- 0		
5- 3	0- 2	0- 0		AWAY		1- 0	3- 1	1- 0		
0- 0	0- 0	0- 0		NEUTRAL		0- 0	0- 0	0- 0		

RPI 1-25				RPI 26-50				Team's RPI: 33				RPI 51-100				RPI 101+			
RPI	S	Opponent	Score	RPI	S	Opponent	Score	RPI	S	Opponent	Score	RPI	S	Opponent	Score	RPI	S	Opponent	Score
1	A	Notre Dame	69 90	40	N	Indiana	89 75	51	H	Duke	61 53	101	A	Virginia	56 76				
2	N	Baylor	81 88	48	H	North Carolina St.	73 44	70	A	Georgia Tech	58 55	105	H	Wright St.	80 67				
13	A	Florida St.	67 70					77	A	Charlotte	77 70	109	A	Virginia Tech	57 45				
13	H	Florida St.	58 69									109	H	Virginia Tech	67 56				
14	H	Louisville	51 79									115	A	Boston College	67 62				
16	H	Syracuse	51 57									130	H	Pittsburgh	79 55				
												132	H	Wake Forest	71 60				
												137	A	North Carolina	76 61				
												149	H	Milwaukee	77 38				
												154	A	Old Dominion	61 35				
												163	H	Illinois	73 64				
												173	A	Loyola Chicago	77 50				
												248	A	Clemson	83 49				
												254	H	Bethune-Cookman	55 47				
												255	H	Coppin St.	78 59				
												277	H	La Salle	86 58				
												309	H	FIU	83 55				
												317	H	UMass Lowell	84 53				
LAST 12 Division I GAMES:																			
13	A	Florida St.	67 70	115	A	Boston College	67 62												
14	H	Louisville	51 79	16	H	Syracuse	51 57												
109	H	Virginia Tech	67 56	109	A	Virginia Tech	57 45												
1	A	Notre Dame	69 90	13	H	Florida St.	58 69												
70	A	Georgia Tech	58 55	137	A	North Carolina	76 61												
51	H	Duke	61 53	132	H	Wake Forest	71 60												

Non-Div I Games:

Miami (FL)

■ Loss, 
 ■ Non-Conf, S Site, 
 ■ Home 
 ■ Away 
 N Neutral

Average RPI Win:	265	WON-LOST	WINNING	LAST 10	STRENGTH OF	OPP. STRENGTH	TEAM	ADJ.	CONF.	ADJ CONF.
Average RPI Loss:	132	RECORD	PCT. RANK	GAMES	SCHEDULE	OF SCHEDULE	RPI	RPI	RPI	RPI
DIV. I ONLY	9- 18	264	2- 8	217	169	276	276	11	11	
DIV. I NON-CONF.	6- 5	146	0- 0	308	243	236	236	13	13	
TOTALS	RPI 1-25	RPI 26-50	W-L RECORDS	RPI 51-100	RPI 101-150	RPI 150+				
9- 18	0- 0	0- 1	OVERALL	0- 6	1- 6	8- 5				
7- 7	0- 0	0- 0	HOME	0- 2	1- 3	6- 2				
1- 11	0- 0	0- 1	AWAY	0- 4	0- 3	1- 3				
1- 0	0- 0	0- 0	NEUTRAL	0- 0	0- 0	1- 0				
6- 5	0- 0	0- 0	NON-CONFERENCE	0- 2	0- 1	6- 2				
4- 2	0- 0	0- 0	HOME	0- 0	0- 1	4- 1				
1- 3	0- 0	0- 0	AWAY	0- 2	0- 0	1- 1				
1- 0	0- 0	0- 0	NEUTRAL	0- 0	0- 0	1- 0				
3- 13	0- 0	0- 1	CONFERENCE	0- 4	1- 5	2- 3				
3- 5	0- 0	0- 0	HOME	0- 2	1- 2	2- 1				
0- 8	0- 0	0- 1	AWAY	0- 2	0- 3	0- 2				
0- 0	0- 0	0- 0	NEUTRAL	0- 0	0- 0	0- 0				

RPI	S	Opponent	Score	RPI	S	Opponent	Score	RPI	S	Opponent	Score	RPI	S	Opponent	Score	Team's RPI: 276
43	A	Ohio	44 72	62	A	Ball St.	41 66	103	H	Toledo	50 55	118	A	Buffalo	39 58	
				68	A	Michigan	55 97	118	H	Buffalo	69 58	125	A	Akron	65 77	
				73	A	Central Mich.	54 77	125	H	Akron	62 65	138	A	Western Mich.	66 80	
				73	H	Central Mich.	58 72	140	H	Northern Ky.	57 71	178	A	Fla. Atlantic	65 68	
				86	H	Eastern Mich.	46 70	185	H	Eastern Ky.	72 77	212	H	Oakland	65 54	
				89	A	UT Martin	47 74	251	A	Northern Ill.	73 92	251	H	Northern Ill.	66 60	
								252	A	Valparaiso	75 72	258	A	Bowling Green	56 76	
								258	H	Bowling Green	58 64	266	H	Austin Peay	75 60	
								305	H	Morehead St.	59 57	322	H	Kent St.	55 52	
								326	N	LIU Brooklyn	68 49	333	H	Evansville	91 85	
LAST 12 Division I GAMES:																
258	A	Bowling Green	56 76	125	A	Akron	65 77									
125	H	Akron	62 65	322	H	Kent St.	55 52									
118	A	Buffalo	39 58	73	A	Central Mich.	54 77									
43	A	Ohio	44 72	118	H	Buffalo	69 58									
86	H	Eastern Mich.	46 70	73	H	Central Mich.	58 72									
251	A	Northern Ill.	73 92	138	A	Western Mich.	66 80									

Non-Div I Games:

Miami (OH)

■ Loss, 
 ■ Non-Conf, 
 ■ S Site, 
 ■ H Home 
 ■ A Away 
 N Neutral

Average RPI Win:	146	WON-LOST	WINNING	LAST 10	STRENGTH OF	OPP. STRENGTH	TEAM	ADJ.	CONF.	ADJ CONF.
Average RPI Loss:	40	RECORD	PCT. RANK	GAMES	SCHEDULE	OF SCHEDULE	RPI	RPI	RPI	RPI
DIV. I ONLY	17- 12	122	6- 4	34	36	68	68	5	5	
DIV. I NON-CONF.	8- 3	77	0- 0	95	120	82	82	4	4	
TOTALS	RPI 1-25	RPI 26-50	W-L RECORDS	RPI 51-100	RPI 101-150	RPI 150+				
17- 12	0- 5	0- 2	OVERALL	4- 5	6- 0	7- 0				
12- 5	0- 3	0- 0	HOME	2- 2	3- 0	7- 0				
5- 7	0- 2	0- 2	AWAY	2- 3	3- 0	0- 0				
0- 0	0- 0	0- 0	NEUTRAL	0- 0	0- 0	0- 0				
8- 3	0- 1	0- 1	NON-CONFERENCE	0- 1	3- 0	5- 0				
7- 1	0- 1	0- 0	HOME	0- 0	2- 0	5- 0				
1- 2	0- 0	0- 1	AWAY	0- 1	1- 0	0- 0				
0- 0	0- 0	0- 0	NEUTRAL	0- 0	0- 0	0- 0				
9- 9	0- 4	0- 1	CONFERENCE	4- 4	3- 0	2- 0				
5- 4	0- 2	0- 0	HOME	2- 2	1- 0	2- 0				
4- 5	0- 2	0- 1	AWAY	2- 2	2- 0	0- 0				
0- 0	0- 0	0- 0	NEUTRAL	0- 0	0- 0	0- 0				

RPI 1-25				RPI 26-50				RPI 51-100				RPI 101+			
RPI	S	Opponent	Score	RPI	S	Opponent	Score	RPI	S	Opponent	Score	RPI	S	Opponent	Score
5	H	Ohio St.	93 97	32	A	Princeton	57 74	54	A	Rutgers	50 72	117	A	Northwestern	70 65
10	H	UCLA	77 86	40	A	Indiana	69 77	58	A	Purdue	68 61	127	A	Penn St.	91 87
11	A	Maryland	56 76					58	H	Purdue	63 65	127	H	Penn St.	78 73
11	H	Maryland	67 74					63	A	Iowa	69 85	130	H	Pittsburgh	82 45
21	A	Michigan St.	64 85					63	H	Iowa	82 75	145	H	Oral Roberts	61 44
								76	A	Minnesota	93 86	150	A	Detroit	88 61
								76	H	Minnesota	92 76	157	H	Xavier	92 54
								86	A	Eastern Mich.	63 64	163	H	Illinois	96 83
								90	H	Nebraska	81 93	177	H	Wisconsin	82 65
												205	H	Hartford	83 47
												208	H	USC Upstate	119 61
												233	H	Binghamton	90 62
												276	H	Miami (OH)	97 55
LAST 12 Division I GAMES:															
54	A	Rutgers	50 72	163	H	Illinois	96 83								
117	A	Northwestern	70 65	21	A	Michigan St.	64 85								
127	H	Penn St.	78 73	76	H	Minnesota	92 76								
11	A	Maryland	56 76	63	A	Iowa	69 85								
58	A	Purdue	68 61	90	H	Nebraska	81 93								
177	H	Wisconsin	82 65	5	H	Ohio St.	93 97								

Non-Div I Games:

Michigan

■ Loss, 
■ Non-Conf, 
■ S Site, 
■ H Home 
■ A Away 
N Neutral

Average RPI Win:	122	WON-LOST	WINNING	LAST 10	STRENGTH OF	OPP. STRENGTH	TEAM	ADJ.	CONF.	ADJ CONF.
Average RPI Loss:	41	RECORD	PCT. RANK	GAMES	SCHEDULE	OF SCHEDULE	RPI	RPI	RPI	RPI
DIV. I ONLY	22- 7	45	7- 3	57	15	21	21	5	5	
DIV. I NON-CONF.	9- 2	37	0- 0	72	63	39	39	4	4	
TOTALS	RPI 1-25	RPI 26-50	W-L RECORDS	RPI 51-100	RPI 101-150	RPI 150+				
22- 7	1- 4	1- 1	OVERALL	7- 1	4- 1	9- 0				
13- 2	1- 1	1- 0	HOME	5- 0	3- 1	3- 0				
8- 4	0- 2	0- 1	AWAY	2- 1	1- 0	5- 0				
1- 1	0- 1	0- 0	NEUTRAL	0- 0	0- 0	1- 0				
9- 2	0- 2	1- 0	NON-CONFERENCE	0- 0	2- 0	6- 0				
5- 1	0- 1	1- 0	HOME	0- 0	2- 0	2- 0				
3- 0	0- 0	0- 0	AWAY	0- 0	0- 0	3- 0				
1- 1	0- 1	0- 0	NEUTRAL	0- 0	0- 0	1- 0				
13- 5	1- 2	0- 1	CONFERENCE	7- 1	2- 1	3- 0				
8- 1	1- 0	0- 0	HOME	5- 0	1- 1	1- 0				
5- 4	0- 2	0- 1	AWAY	2- 1	1- 0	2- 0				
0- 0	0- 0	0- 0	NEUTRAL	0- 0	0- 0	0- 0				

RPI 1-25				RPI 26-50				RPI 51-100				RPI 101+			
RPI	S	Opponent	Score	RPI	S	Opponent	Score	RPI	S	Opponent	Score	RPI	S	Opponent	Score
2	N	Baylor	76 84	26	H	Georgia	66 45	54	A	Rutgers	70 67	117	H	Northwestern	74 51
5	A	Ohio St.	80 85	40	A	Indiana	65 81	54	H	Rutgers	59 48	127	A	Penn St.	71 55
5	H	Ohio St.	107 105					58	H	Purdue	68 56	127	H	Penn St.	61 65
11	A	Maryland	76 85					63	A	Iowa	74 69	138	H	Western Mich.	78 40
14	H	Louisville	78 85					63	H	Iowa	80 73	150	H	Detroit	81 42
								68	H	Michigan	85 64	159	A	Northeastern	77 51
								76	H	Minnesota	114 106	163	A	Illinois	71 43
								90	A	Nebraska	66 73	173	H	Loyola Chicago	76 47
												174	A	Davidson	73 44
												177	A	Wisconsin	77 54
												177	H	Wisconsin	77 67
												212	A	Oakland	82 62
												221	N	Cincinnati	103 63
												234	H	Idaho St.	79 60
LAST 12 Division I GAMES:															
11	A	Maryland	76 85	127	H	Penn St.	61 65								
5	H	Ohio St.	107 105	63	A	Iowa	74 69								
163	A	Illinois	71 43	68	H	Michigan	85 64								
76	H	Minnesota	114 106	177	A	Wisconsin	77 54								
54	A	Rutgers	70 67	58	H	Purdue	68 56								
90	A	Nebraska	66 73	54	H	Rutgers	59 48								

Non-Div I Games:

Michigan St.

Average RPI Win:	186	WON-LOST	WINNING	LAST 10	STRENGTH OF	OPP. STRENGTH	TEAM	ADJ.	CONF.	ADJ CONF.
Average RPI Loss:	74	RECORD	PCT. RANK	GAMES	SCHEDULE	OF SCHEDULE	RPI	RPI	RPI	RPI
DIV. I ONLY	19- 8	65	9- 1	91	105	60	60	12	12	
DIV. I NON-CONF.	6- 5	146	0- 0	128	76	128	128	11	11	
TOTALS	RPI 1-25	RPI 26-50	W-L RECORDS	RPI 51-100	RPI 101-150	RPI 150+				
19- 8	0- 2	1- 2	OVERALL	2- 1	2- 2	14- 1				
9- 3	0- 1	1- 0	HOME	2- 0	1- 1	5- 1				
10- 4	0- 0	0- 2	AWAY	0- 0	1- 0	9- 0				
0- 1	0- 0	0- 0	NEUTRAL	0- 0	0- 1	0- 0				
6- 5	0- 1	0- 1	NON-CONFERENCE	1- 1	0- 2	5- 0				
3- 2	0- 1	0- 0	HOME	1- 0	0- 1	2- 0				
3- 2	0- 0	0- 1	AWAY	0- 1	0- 0	3- 0				
0- 1	0- 0	0- 0	NEUTRAL	0- 0	0- 1	0- 0				
13- 3	0- 1	1- 1	CONFERENCE	1- 0	2- 0	9- 1				
6- 1	0- 0	1- 0	HOME	1- 0	1- 0	3- 1				
7- 2	0- 1	0- 1	AWAY	0- 0	1- 0	6- 0				
0- 0	0- 0	0- 0	NEUTRAL	0- 0	0- 0	0- 0				

RPI 1-25				RPI 26-50				RPI 51-100 Team's RPI: 60				RPI 101+			
RPI	S	Opponent	Score	RPI	S	Opponent	Score	RPI	S	Opponent	Score	RPI	S	Opponent	Score
12	H	Kentucky	52 68	42	A	Western Ky.	51 62	73	A	Central Mich.	59 81	101	H	Virginia	66 70
22	A	UTEP	73 84	42	H	Western Ky.	83 75	77	H	Charlotte	72 67	143	N	Alabama	46 64
				43	A	Ohio	49 72	95	H	Missouri St.	70 54	147	A	UAB	77 72
												147	H	UAB	68 40
												152	H	Southern Miss.	74 44
												154	H	Old Dominion	58 61
												155	A	Marshall	79 73
												155	H	Marshall	65 54
												157	A	Xavier	62 53
												168	H	Louisiana Tech	68 57
												170	H	Ole Miss	84 75
												178	A	Fla. Atlantic	83 73
												225	A	Rice	61 60
												236	A	North Texas	76 52
												263	A	UTSA	74 63
												266	A	Austin Peay	86 55
												280	H	Tennessee Tech	69 53
												309	A	FIU	85 62
												318	A	Nevada	90 46
LAST 12 Division I GAMES:															
155	A	Marshall	79 73	178	A	Fla. Atlantic	83 73								
42	A	Western Ky.	51 62	42	H	Western Ky.	83 75								
147	A	UAB	77 72	155	H	Marshall	65 54								
152	H	Southern Miss.	74 44	225	A	Rice	61 60								
168	H	Louisiana Tech	68 57	236	A	North Texas	76 52								
309	A	FIU	85 62	154	H	Old Dominion	58 61								

Non-Div I Games:

Middle Tenn.

■ Loss, 
 ■ Non-Conf, S Site, 
 ■ Home 
 ■ Away 
 N Neutral

Average RPI Win:	237	WON-LOST	WINNING	LAST 10	STRENGTH OF	OPP. STRENGTH	TEAM	ADJ.	CONF.	ADJ CONF.
Average RPI Loss:	117	RECORD	PCT. RANK	GAMES	SCHEDULE	OF SCHEDULE	RPI	RPI	RPI	RPI
DIV. I ONLY	17- 10	97	7- 3	261	143	149	149	14	14	
DIV. I NON-CONF.	6- 5	146	0- 0	346	153	273	273	16	16	
TOTALS	RPI 1-25	RPI 26-50	W-L RECORDS	RPI 51-100	RPI 101-150	RPI 150+				
17- 10	0- 2	0- 1	OVERALL	0- 1	4- 4	13- 2				
9- 5	0- 1	0- 0	HOME	0- 1	2- 2	7- 1				
7- 5	0- 1	0- 1	AWAY	0- 0	2- 2	5- 1				
1- 0	0- 0	0- 0	NEUTRAL	0- 0	0- 0	1- 0				
6- 5	0- 0	0- 1	NON-CONFERENCE	0- 1	0- 1	6- 2				
3- 2	0- 0	0- 0	HOME	0- 1	0- 0	3- 1				
2- 3	0- 0	0- 1	AWAY	0- 0	0- 1	2- 1				
1- 0	0- 0	0- 0	NEUTRAL	0- 0	0- 0	1- 0				
11- 5	0- 2	0- 0	CONFERENCE	0- 0	4- 3	7- 0				
6- 3	0- 1	0- 0	HOME	0- 0	2- 2	4- 0				
5- 2	0- 1	0- 0	AWAY	0- 0	2- 1	3- 0				
0- 0	0- 0	0- 0	NEUTRAL	0- 0	0- 0	0- 0				

RPI 1-25				RPI 26-50				RPI 51-100				RPI 101+ Team's RPI: 149			
RPI	S	Opponent	Score	RPI	S	Opponent	Score	RPI	S	Opponent	Score	RPI	S	Opponent	Score
20	A	Green Bay	46 69	33	A	Miami (FL)	38 77	96	H	Marquette	81 101	105	A	Wright St.	82 60
20	H	Green Bay	42 63									105	H	Wright St.	68 57
												117	A	Northwestern	44 69
												126	A	Youngstown St.	67 69
												126	H	Youngstown St.	62 70
												140	A	Northern Ky.	86 60
												140	H	Northern Ky.	78 71
												150	H	Detroit	79 89
												178	A	Fla. Atlantic	67 71
												212	H	Oakland	77 64
												230	A	Ill.-Chicago	62 56
												230	H	Ill.-Chicago	54 53
												251	H	Northern Ill.	73 58
												252	A	Valparaiso	70 60
												252	H	Valparaiso	82 60
												274	A	Cleveland St.	62 46
												274	H	Cleveland St.	59 58
												277	N	La Salle	69 53
												295	H	UMKC	70 48
												304	H	Denver	49 56
												314	H	IPFW	73 60
												339	A	Eastern Ill.	82 71
												341	A	Chicago St.	55 48
LAST 12 Division I GAMES:															
105	H	Wright St.	68 57	20	A	Green Bay	46 69	212	H	Oakland	77 64	150	H	Detroit	79 89
140	H	Northern Ky.	78 71	212	H	Oakland	77 64	140	A	Northern Ky.	86 60	105	A	Wright St.	82 60
230	A	Ill.-Chicago	62 56	150	H	Detroit	79 89	105	A	Wright St.	82 60	252	H	Valparaiso	82 60
252	A	Valparaiso	70 60	140	A	Northern Ky.	86 60	252	H	Valparaiso	82 60				
126	H	Youngstown St.	62 70	105	A	Wright St.	82 60								
274	H	Cleveland St.	59 58	252	H	Valparaiso	82 60								

Non-Div I Games:

Milwaukee

■ Loss, 
 ■ Non-Conf, S Site, 
 ■ Home 
 ■ Away 
 N Neutral

Average RPI Win: 150				WON-LOST		WINNING		LAST 10		STRENGTH OF		OPP. STRENGTH		TEAM		ADJ.		CONF.		ADJ CONF.	
Average RPI Loss: 62				RECORD		PCT. RANK		GAMES		SCHEDULE		OF SCHEDULE		RPI		RPI		RPI		RPI	
DIV. I ONLY				19- 10		82		6- 4		93		35		76		76		5		5	
DIV. I NON-CONF.				8- 3		77		0- 0		241		185		134		134		4		4	
TOTALS				RPI 1-25		RPI 26-50		W-L RECORDS		RPI 51-100		RPI 101-150		RPI 150+							
19- 10				1- 2		1- 1		OVERALL		4- 6		5- 0		8- 1							
14- 2				1- 0		1- 0		HOME		4- 1		4- 0		4- 1							
4- 7				0- 2		0- 1		AWAY		0- 4		1- 0		3- 0							
1- 1				0- 0		0- 0		NEUTRAL		0- 1		0- 0		1- 0							
8- 3				0- 0		0- 0		NON-CONFERENCE		1- 2		2- 0		5- 1							
6- 1				0- 0		0- 0		HOME		1- 0		2- 0		3- 1							
1- 1				0- 0		0- 0		AWAY		0- 1		0- 0		1- 0							
1- 1				0- 0		0- 0		NEUTRAL		0- 1		0- 0		1- 0							
11- 7				1- 2		1- 1		CONFERENCE		3- 4		3- 0		3- 0							
8- 1				1- 0		1- 0		HOME		3- 1		2- 0		1- 0							
3- 6				0- 2		0- 1		AWAY		0- 3		1- 0		2- 0							
0- 0				0- 0		0- 0		NEUTRAL		0- 0		0- 0		0- 0							
RPI 1-25				RPI 26-50				RPI 51-100				Team's RPI: 76				RPI 101+					
RPI	S	Opponent	Score	RPI	S	Opponent	Score	RPI	S	Opponent	Score	RPI	S	Opponent	Score						
5	H	Ohio St.	90 88	40	A	Indiana	79 93	51	A	Duke	64 84	102	H	Memphis	70 60						
11	A	Maryland	77 110	40	H	Indiana	78 76	54	A	Rutgers	55 66	113	H	North Dakota	57 47						
21	A	Michigan St.	106 114					54	H	Rutgers	85 72	117	A	Northwestern	112 106						
								58	A	Purdue	72 84	117	H	Northwestern	95 92						
								63	H	Iowa	78 76	127	H	Penn St.	98 85						
								64	N	Auburn	79 81	163	A	Illinois	106 75						
								68	A	Michigan	76 92	163	H	Illinois	82 77						
								68	H	Michigan	86 93	177	A	Wisconsin	84 77						
								69	H	Maine	91 64	181	H	New Mexico	53 72						
								90	H	Nebraska	110 73	192	N	Stetson	72 69						
												292	H	Towson	105 86						
												302	H	Wofford	98 54						
												322	A	Kent St.	85 73						
												345	H	NJIT	83 50						
LAST 12 Division I GAMES:																					
				11	A	Maryland	77 110					117	A	Northwestern	112 106						
				5	H	Ohio St.	90 88					54	H	Rutgers	85 72						
				21	A	Michigan St.	106 114					68	A	Michigan	76 92						
				40	A	Indiana	79 93					163	H	Illinois	82 77						
				63	H	Iowa	78 76					177	A	Wisconsin	84 77						
				90	H	Nebraska	110 73					117	H	Northwestern	95 92						



Average RPI Win:	154	WON-LOST	WINNING	LAST 10	STRENGTH OF	OPP. STRENGTH	TEAM	ADJ.	CONF.	ADJ CONF.
Average RPI Loss:	18	RECORD	PCT. RANK	GAMES	SCHEDULE	OF SCHEDULE	RPI	RPI	RPI	RPI
DIV. I ONLY	24- 6	27	7- 3	74	60	28	28	2	2	
DIV. I NON-CONF.	13- 1	8	0- 0	224	231	48	48	2	2	
TOTALS	RPI 1-25	RPI 26-50	W-L RECORDS	RPI 51-100	RPI 101-150	RPI 150+				
24- 6	2- 4	2- 2	OVERALL	3- 0	6- 0	11- 0				
14- 2	0- 2	2- 0	HOME	1- 0	3- 0	8- 0				
6- 4	1- 2	0- 2	AWAY	1- 0	2- 0	2- 0				
4- 0	1- 0	0- 0	NEUTRAL	1- 0	1- 0	1- 0				
13- 1	1- 1	0- 0	NON-CONFERENCE	1- 0	2- 0	9- 0				
8- 0	0- 0	0- 0	HOME	0- 0	1- 0	7- 0				
1- 1	0- 1	0- 0	AWAY	0- 0	0- 0	1- 0				
4- 0	1- 0	0- 0	NEUTRAL	1- 0	1- 0	1- 0				
11- 5	1- 3	2- 2	CONFERENCE	2- 0	4- 0	2- 0				
6- 2	0- 2	2- 0	HOME	1- 0	2- 0	1- 0				
5- 3	1- 1	0- 2	AWAY	1- 0	2- 0	1- 0				
0- 0	0- 0	0- 0	NEUTRAL	0- 0	0- 0	0- 0				

RPI 1-25				RPI 26-50				Team's RPI: 28	RPI 51-100				RPI 101+			
RPI	S	Opponent	Score	RPI	S	Opponent	Score		RPI	S	Opponent	Score	RPI	S	Opponent	Score
4	H	South Carolina	51 57	26	A	Georgia	43 47		61	N	FGCU	65 60	108	H	Samford	68 47
6	A	Texas	47 53	27	H	Tennessee	65 63		64	H	Auburn	60 45	119	A	LSU	71 52
12	H	Kentucky	60 83	41	A	Missouri	54 66		79	A	Vanderbilt	66 61	134	A	Arkansas	65 55
17	A	Texas A&M	58 64	41	H	Missouri	52 42						134	H	Arkansas	80 55
18	A	Florida	76 70										138	N	Western Mich.	90 68
25	N	South Fla.	68 58										143	H	Alabama	61 52
													152	H	Southern Miss.	78 65
													168	A	Louisiana Tech	93 63
													170	A	Ole Miss	60 51
													170	H	Ole Miss	79 51
													190	H	Grambling	107 43
													191	N	SMU	72 70
													253	H	Tennessee St.	82 54
													298	H	Savannah St.	92 25
													308	H	Southeastern La.	81 41
													347	H	Norfolk St.	92 34
													349	H	Mississippi Val.	109 37
LAST 12 Division I GAMES:																
143	H	Alabama	61 52	119	A	LSU	71 52									
79	A	Vanderbilt	66 61	134	A	Arkansas	65 55									
170	A	Ole Miss	60 51	27	H	Tennessee	65 63									
12	H	Kentucky	60 83	4	H	South Carolina	51 57									
17	A	Texas A&M	58 64	26	A	Georgia	43 47									
41	H	Missouri	52 42	170	H	Ole Miss	79 51									

Non-Div I Games:

Mississippi St.

■ Loss, 
■ Non-Conf, S Site, 
■ Home 
■ Away 
N Neutral

Average RPI Win:	331	WON-LOST	WINNING	LAST 10	STRENGTH OF	OPP. STRENGTH	TEAM	ADJ.	CONF.	ADJ CONF.
Average RPI Loss:	224	RECORD	PCT. RANK	GAMES	SCHEDULE	OF SCHEDULE	RPI	RPI	RPI	RPI
DIV. I ONLY	1- 24	348	0- 10	321	328	349	349	31	31	
DIV. I NON-CONF.	0- 8	338	0- 0	233	35	337	337	31	31	
TOTALS	RPI 1-25	RPI 26-50	W-L RECORDS	RPI 51-100	RPI 101-150	RPI 150+				
1- 24	0- 0	0- 1	OVERALL	0- 1	0- 3	1- 19				
1- 8	0- 0	0- 0	HOME	0- 0	0- 0	1- 8				
0- 15	0- 0	0- 1	AWAY	0- 1	0- 3	0- 10				
0- 1	0- 0	0- 0	NEUTRAL	0- 0	0- 0	0- 1				
0- 8	0- 0	0- 1	NON-CONFERENCE	0- 1	0- 3	0- 3				
0- 0	0- 0	0- 0	HOME	0- 0	0- 0	0- 0				
0- 7	0- 0	0- 1	AWAY	0- 1	0- 3	0- 2				
0- 1	0- 0	0- 0	NEUTRAL	0- 0	0- 0	0- 1				
1- 16	0- 0	0- 0	CONFERENCE	0- 0	0- 0	1- 16				
1- 8	0- 0	0- 0	HOME	0- 0	0- 0	1- 8				
0- 8	0- 0	0- 0	AWAY	0- 0	0- 0	0- 8				
0- 0	0- 0	0- 0	NEUTRAL	0- 0	0- 0	0- 0				

RPI 1-25				RPI 26-50				RPI 51-100				RPI 101+				Team's RPI: 349
RPI	S	Opponent	Score	RPI	S	Opponent	Score	RPI	S	Opponent	Score	RPI	S	Opponent	Score	
				28	A	Mississippi St.	37 109	79	A	Vanderbilt	39 89	134	A	Arkansas	46 86	
												143	A	Alabama	35 98	
												147	A	UAB	33 80	
												152	A	Southern Miss.	55 71	
												170	A	Ole Miss	61 97	
												175	A	Southern U.	26 78	
												175	H	Southern U.	36 99	
												190	A	Grambling	55 79	
												190	H	Grambling	52 65	
												249	A	Texas Southern	38 76	
												249	H	Texas Southern	30 85	
												260	A	Alabama St.	50 100	
												260	H	Alabama St.	51 79	
												273	A	Prairie View	57 80	
												273	H	Prairie View	50 81	
												301	A	Alcorn	39 75	
												301	H	Alcorn	66 81	
												311	N	Nicholls St.	54 63	
												313	A	Jackson St.	43 70	
												313	H	Jackson St.	46 72	
												331	H	Ark.-Pine Bluff	62 60	
												346	A	Alabama A&M	68 79	
												346	H	Alabama A&M	74 84	
LAST 12 Division I GAMES:																
				190	A	Grambling	55 79	346	H	Alabama A&M	74 84					
				313	A	Jackson St.	43 70	260	H	Alabama St.	51 79					
				273	H	Prairie View	50 81	190	H	Grambling	52 65					
				249	H	Texas Southern	30 85	313	H	Jackson St.	46 72					
				175	A	Southern U.	26 78	273	A	Prairie View	57 80					
				301	A	Alcorn	39 75	249	A	Texas Southern	38 76					

Non-Div I Games: Philander Smith 64 53 Blue Mountain 72 67

Mississippi Val.

Average RPI Win:	149	WON-LOST	WINNING	LAST 10	STRENGTH OF	OPP. STRENGTH	TEAM	ADJ.	CONF.	ADJ CONF.
Average RPI Loss:	41	RECORD	PCT. RANK	GAMES	SCHEDULE	OF SCHEDULE	RPI	RPI	RPI	RPI
DIV. I ONLY	21- 8	58	6- 4	66	45	41	41	2	2	
DIV. I NON-CONF.	13- 0	1	0- 0	232	160	30	30	2	2	
TOTALS	RPI 1-25	RPI 26-50	W-L RECORDS	RPI 51-100	RPI 101-150	RPI 150+				
21- 8	1- 3	3- 3	OVERALL	3- 1	5- 1	9- 0				
13- 3	1- 0	1- 2	HOME	1- 1	5- 0	5- 0				
7- 5	0- 2	2- 0	AWAY	2- 0	0- 0	3- 0				
1- 0	0- 0	0- 0	NEUTRAL	0- 0	0- 0	1- 0				
13- 0	0- 0	1- 0	NON-CONFERENCE	2- 0	2- 0	8- 0				
8- 0	0- 0	0- 0	HOME	1- 0	2- 0	5- 0				
4- 0	0- 0	1- 0	AWAY	1- 0	0- 0	2- 0				
1- 0	0- 0	0- 0	NEUTRAL	0- 0	0- 0	1- 0				
8- 8	1- 3	2- 3	CONFERENCE	1- 1	3- 1	1- 0				
5- 3	1- 0	1- 2	HOME	0- 1	3- 0	0- 0				
3- 5	0- 3	1- 1	AWAY	1- 0	0- 1	1- 0				
0- 0	0- 0	0- 0	NEUTRAL	0- 0	0- 0	0- 0				

RPI 1-25				RPI 26-50				Team's RPI: 41	RPI 51-100				RPI 101+			
RPI	S	Opponent	Score	RPI	S	Opponent	Score		RPI	S	Opponent	Score	RPI	S	Opponent	Score
4	A	South Carolina	58 83	26	A	Georgia	54 48		64	A	Auburn	69 55	119	H	LSU	52 46
12	A	Kentucky	59 69	26	H	Georgia	50 65		77	H	Charlotte	88 71	132	H	Wake Forest	94 81
17	A	Texas A&M	77 81	27	H	Tennessee	55 71		79	H	Vanderbilt	52 56	134	A	Arkansas	52 64
18	H	Florida	79 64	28	A	Mississippi St.	42 52		95	A	Missouri St.	71 55	134	H	Arkansas	69 48
				28	H	Mississippi St.	66 54						143	H	Alabama	63 52
				50	A	St. Mary's (CA)	95 78						148	H	SIUE	75 46
													159	N	Northeastern	69 56
													170	A	Ole Miss	60 46
													189	A	Colorado	79 75
													214	H	Texas St.	82 56
													224	H	Southeast Mo. St.	74 32
													240	H	Loyola Marymount	80 48
													285	H	Lamar	91 57
													288	A	Wichita St.	57 37
													331	H	Ark.-Pine Bluff	85 34
LAST 12 Division I GAMES:																
79	H	Vanderbilt	52 56	26	H	Georgia	50 65									
12	A	Kentucky	59 69	170	A	Ole Miss	60 46									
64	A	Auburn	69 55	119	H	LSU	52 46									
134	H	Arkansas	69 48	18	H	Florida	79 64									
143	H	Alabama	63 52	17	A	Texas A&M	77 81									
28	A	Mississippi St.	42 52	134	A	Arkansas	52 64									

Non-Div I Games:

Missouri

■ Loss, 
■ Non-Conf, S Site, 
■ Home 
■ Away 
N Neutral

Average RPI Win:	216	WON-LOST	WINNING	LAST 10	STRENGTH OF	OPP. STRENGTH	TEAM	ADJ.	CONF.	ADJ CONF.
Average RPI Loss:	72	RECORD	PCT. RANK	GAMES	SCHEDULE	OF SCHEDULE	RPI	RPI	RPI	RPI
DIV. I ONLY	18- 9	76	8- 2	144	151	95	95	21	21	
DIV. I NON-CONF.	6- 5	146	0- 0	27	26	81	81	17	17	
TOTALS	RPI 1-25	RPI 26-50	W-L RECORDS	RPI 51-100	RPI 101-150	RPI 150+				
18- 9	0- 2	0- 1	OVERALL	0- 2	5- 4	13- 0				
7- 4	0- 1	0- 1	HOME	0- 0	2- 2	5- 0				
10- 3	0- 0	0- 0	AWAY	0- 1	3- 2	7- 0				
1- 2	0- 1	0- 0	NEUTRAL	0- 1	0- 0	1- 0				
6- 5	0- 2	0- 1	NON-CONFERENCE	0- 2	3- 0	3- 0				
2- 2	0- 1	0- 1	HOME	0- 0	1- 0	1- 0				
3- 1	0- 0	0- 0	AWAY	0- 1	2- 0	1- 0				
1- 2	0- 1	0- 0	NEUTRAL	0- 1	0- 0	1- 0				
12- 4	0- 0	0- 0	CONFERENCE	0- 0	2- 4	10- 0				
5- 2	0- 0	0- 0	HOME	0- 0	1- 2	4- 0				
7- 2	0- 0	0- 0	AWAY	0- 0	1- 2	6- 0				
0- 0	0- 0	0- 0	NEUTRAL	0- 0	0- 0	0- 0				

RPI 1-25				RPI 26-50				RPI 51-100				Team's RPI: 95	RPI 101+			
RPI	S	Opponent	Score	RPI	S	Opponent	Score	RPI	S	Opponent	Score		RPI	S	Opponent	Score
7	N	Stanford	65 82	41	H	Missouri	55 71	60	A	Middle Tenn.	54 70		106	A	Drake	72 95
24	H	Oklahoma St.	55 74					69	N	Maine	65 69		106	H	Drake	75 82
													107	A	UNI	78 75
													107	H	UNI	60 65
													121	A	Little Rock	64 58
													129	A	Southern Ill.	61 69
													129	H	Southern Ill.	82 77
													134	A	Arkansas	69 54
													145	H	Oral Roberts	72 64
													169	N	Marist	77 45
													170	A	Ole Miss	91 78
													173	A	Loyola Chicago	73 62
													173	H	Loyola Chicago	91 81
													185	H	Eastern Ky.	87 63
													217	A	Indiana St.	59 51
													288	A	Wichita St.	77 57
													288	H	Wichita St.	74 45
													300	A	Bradley	55 44
													300	H	Bradley	59 56
													323	A	Illinois St.	73 51
													333	A	Evansville	66 47
													333	H	Evansville	77 70
LAST 12 Division I GAMES:																
288	H	Wichita St.	74 45	107	A	UNI	78 75									
333	A	Evansville	66 47	288	A	Wichita St.	77 57									
129	A	Southern Ill.	61 69	129	H	Southern Ill.	82 77									
300	H	Bradley	59 56	333	H	Evansville	77 70									
173	H	Loyola Chicago	91 81	173	A	Loyola Chicago	73 62									
106	A	Drake	72 95	300	A	Bradley	55 44									

Non-Div I Games: MidAmerica Naz. 88 61

Missouri St.

■ Loss, 
 ■ Non-Conf, 
 ■ S Site, 
 ■ H Home 
 ■ A Away 
 N Neutral

Average RPI Win: <b>253</b>	WON-LOST	WINNING	LAST 10	STRENGTH OF	OPP. STRENGTH	TEAM	ADJ.	CONF.	ADJ CONF.
Average RPI Loss: <b>189</b>	RECORD	PCT. RANK	GAMES	SCHEDULE	OF SCHEDULE	RPI	RPI	RPI	RPI
DIV. I ONLY	13- 16	205	7- 3	293	261	256	256	22	22
DIV. I NON-CONF.	2- 7	280	0- 0	314	312	325	325	22	22
TOTALS	RPI 1-25	RPI 26-50	W-L RECORDS	RPI 51-100	RPI 101-150	RPI 150+			
13- 16	0- 0	0- 1	OVERALL	1- 2	0- 2	12- 11			
8- 6	0- 0	0- 0	HOME	1- 1	0- 1	7- 4			
5- 10	0- 0	0- 1	AWAY	0- 1	0- 1	5- 7			
0- 0	0- 0	0- 0	NEUTRAL	0- 0	0- 0	0- 0			
2- 7	0- 0	0- 1	NON-CONFERENCE	0- 1	0- 0	2- 5			
1- 3	0- 0	0- 0	HOME	0- 1	0- 0	1- 2			
1- 4	0- 0	0- 1	AWAY	0- 0	0- 0	1- 3			
0- 0	0- 0	0- 0	NEUTRAL	0- 0	0- 0	0- 0			
11- 9	0- 0	0- 0	CONFERENCE	1- 1	0- 2	10- 6			
7- 3	0- 0	0- 0	HOME	1- 0	0- 1	6- 2			
4- 6	0- 0	0- 0	AWAY	0- 1	0- 1	4- 4			
0- 0	0- 0	0- 0	NEUTRAL	0- 0	0- 0	0- 0			

RPI S	Opponent	Score	RPI S	Opponent	Score	RPI S	Opponent	Score	RPI S	Opponent	Score	Team's RPI: 256
			32 A	Princeton	70 81	82 A	Quinnipiac	58 85	120 A	Iona	56 68	
						82 H	Quinnipiac	63 60	120 H	Iona	49 64	
						86 H	Eastern Mich.	68 78	169 A	Marist	55 78	
									169 H	Marist	60 52	
									187 A	Fairfield	70 80	
									187 H	Fairfield	60 68	
									202 H	Robert Morris	47 60	
									207 A	Lehigh	88 95	
									210 A	Canisius	81 71	
									210 H	Canisius	79 75	
									226 A	Siena	54 64	
									226 H	Siena	63 69	
									243 A	Manhattan	57 56	
									243 H	Manhattan	72 62	
									259 A	Providence	59 71	
									277 H	La Salle	50 65	
									283 A	Rider	87 75	
									283 H	Rider	76 61	
									296 A	Niagara	68 55	
									296 H	Niagara	83 60	
									306 A	Colgate	86 80	
									312 A	Fairleigh Dickinson	75 81	
									336 H	St. Francis Brooklyn	63 54	
									338 A	Saint Peter's	62 67	
									338 H	Saint Peter's	71 52	
LAST 12 Division I GAMES:												
			338 H	Saint Peter's	71 52				210 H	Canisius	79 75	
			283 H	Rider	76 61				120 A	Iona	56 68	
			210 A	Canisius	81 71				243 H	Manhattan	72 62	
			296 A	Niagara	68 55				187 H	Fairfield	60 68	
			187 A	Fairfield	70 80				82 A	Quinnipiac	58 85	
			243 A	Manhattan	57 56				120 H	Iona	49 64	

Non-Div I Games:

Monmouth

■ Loss, 
 ■ Non-Conf, S Site, 
 ■ Home 
 ■ Away 
 N Neutral

Average RPI Win: <b>239</b>	WON-LOST	WINNING	LAST 10	STRENGTH OF	OPP. STRENGTH	TEAM	ADJ.	CONF.	ADJ CONF.
Average RPI Loss: <b>167</b>	RECORD	PCT. RANK	GAMES	SCHEDULE	OF SCHEDULE	RPI	RPI	RPI	RPI
DIV. I ONLY	17- 9	87	7- 3	319	195	171	171	20	20
DIV. I NON-CONF.	6- 4	125	0- 0	275	192	199	199	23	23
TOTALS	RPI 1-25	RPI 26-50	W-L RECORDS	RPI 51-100	RPI 101-150	RPI 150+			
17- 9	0- 0	0- 1	OVERALL	1- 0	1- 3	15- 5			
13- 2	0- 0	0- 0	HOME	0- 0	1- 1	12- 1			
3- 7	0- 0	0- 1	AWAY	0- 0	0- 2	3- 4			
1- 0	0- 0	0- 0	NEUTRAL	1- 0	0- 0	0- 0			
6- 4	0- 0	0- 1	NON-CONFERENCE	1- 0	0- 0	5- 3			
5- 1	0- 0	0- 0	HOME	0- 0	0- 0	5- 1			
0- 3	0- 0	0- 1	AWAY	0- 0	0- 0	0- 2			
1- 0	0- 0	0- 0	NEUTRAL	1- 0	0- 0	0- 0			
11- 5	0- 0	0- 0	CONFERENCE	0- 0	1- 3	10- 2			
8- 1	0- 0	0- 0	HOME	0- 0	1- 1	7- 0			
3- 4	0- 0	0- 0	AWAY	0- 0	0- 2	3- 2			
0- 0	0- 0	0- 0	NEUTRAL	0- 0	0- 0	0- 0			

RPI S	Opponent	Score	RPI S	Opponent	Score	RPI S	Opponent	Score	RPI S	Opponent	Score	Team's RPI: 171
45	A Colorado St.	43 75	81	N Drexel	58 50	113	H North Dakota	59 61	139	A Idaho	61 78	
						141	A Montana St.	52 61	141	H Montana St.	70 66	
						162	H Pacific	64 54	172	A Sacramento St.	75 83	
						172	H Sacramento St.	90 83	178	H Fla. Atlantic	83 69	
						179	A Eastern Wash.	65 67	184	H Northern Colo.	58 46	
						196	H Weber St.	84 75	207	A Lehigh	53 80	
						218	H Utah St.	86 70	234	H Idaho St.	62 47	
						238	A Wyoming	61 68	265	H Seattle	44 58	
						284	H Portland	90 67	291	A Northern Ariz.	61 57	
						291	H Northern Ariz.	81 58	320	A Portland St.	79 58	
						320	H Portland St.	76 57	329	A Southern Utah	81 50	
						329	H Southern Utah	66 60	337	H Cal St. Fullerton	86 51	
LAST 12 Division I GAMES:												
196	H Weber St.	84 75	172	H Sacramento St.	90 83							
234	H Idaho St.	62 47	141	A Montana St.	52 61							
141	H Montana St.	70 66	179	A Eastern Wash.	65 67							
291	A Northern Ariz.	61 57	139	A Idaho	61 78							
329	A Southern Utah	81 50	113	H North Dakota	59 61							
320	H Portland St.	76 57	184	H Northern Colo.	58 46							

Non-Div I Games: Mont. St.-Northern 80 32

Montana

Average RPI Win:	253	WON-LOST	WINNING	LAST 10	STRENGTH OF	OPP. STRENGTH	TEAM	ADJ.	CONF.	ADJ CONF.
Average RPI Loss:	161	RECORD	PCT. RANK	GAMES	SCHEDULE	OF SCHEDULE	RPI	RPI	RPI	RPI
DIV. I ONLY	19- 6	43	8- 2	344	192	141	141	20	20	
DIV. I NON-CONF.	5- 4	138	0- 0	344	215	249	249	23	23	
TOTALS	RPI 1-25	RPI 26-50	W-L RECORDS	RPI 51-100	RPI 101-150	RPI 150+				
19- 6	0- 0	0- 0	OVERALL	0- 1	2- 1	17- 4				
11- 1	0- 0	0- 0	HOME	0- 1	1- 0	10- 0				
7- 5	0- 0	0- 0	AWAY	0- 0	1- 1	6- 4				
1- 0	0- 0	0- 0	NEUTRAL	0- 0	0- 0	1- 0				
5- 4	0- 0	0- 0	NON-CONFERENCE	0- 1	0- 1	5- 2				
2- 1	0- 0	0- 0	HOME	0- 1	0- 0	2- 0				
2- 3	0- 0	0- 0	AWAY	0- 0	0- 1	2- 2				
1- 0	0- 0	0- 0	NEUTRAL	0- 0	0- 0	1- 0				
14- 2	0- 0	0- 0	CONFERENCE	0- 0	2- 0	12- 2				
9- 0	0- 0	0- 0	HOME	0- 0	1- 0	8- 0				
5- 2	0- 0	0- 0	AWAY	0- 0	1- 0	4- 2				
0- 0	0- 0	0- 0	NEUTRAL	0- 0	0- 0	0- 0				

RPI S	Opponent	Score	RPI S	Opponent	Score	RPI S	Opponent	Score	RPI S	Opponent	Score	Team's RPI: 141
						78 H	San Diego	49 62	104 A	Gonzaga	52 65	
									113 H	North Dakota	69 61	
									139 A	Idaho	62 59	
									171 A	Montana	66 70	
									171 H	Montana	61 52	
									172 A	Sacramento St.	80 79	
									172 H	Sacramento St.	116 99	
									179 A	Eastern Wash.	69 81	
									184 H	Northern Colo.	66 58	
									193 A	Cal Poly	57 66	
									196 H	Weber St.	92 71	
									234 H	Idaho St.	82 80	
									238 A	Wyoming	69 75	
									265 A	Seattle	80 51	
									284 H	Portland	86 57	
									291 A	Northern Ariz.	83 72	
									291 H	Northern Ariz.	86 77	
									318 A	Nevada	66 53	
									320 A	Portland St.	106 59	
									320 H	Portland St.	74 64	
									329 A	Southern Utah	87 66	
									329 H	Southern Utah	86 59	
									333 N	Evansville	81 55	
									337 H	Cal St. Fullerton	89 66	
LAST 12 Division I GAMES:												
234 H	Idaho St.	82 80	320 H	Portland St.	74 64							
196 H	Weber St.	92 71	171 H	Montana	61 52							
171 A	Montana	66 70	139 A	Idaho	62 59							
329 A	Southern Utah	87 66	179 A	Eastern Wash.	69 81							
291 A	Northern Ariz.	83 72	184 H	Northern Colo.	66 58							
172 H	Sacramento St.	116 99	113 H	North Dakota	69 61							

Non-Div I Games: Montana Western 74 36 Carroll (MT) 74 34

Montana St.

Loss, Non-Conf, S Site, H Home A Away N Neutral

Average RPI Win:	306	WON-LOST	WINNING	LAST 10	STRENGTH OF	OPP. STRENGTH	TEAM	ADJ.	CONF.	ADJ CONF.
Average RPI Loss:	188	RECORD	PCT. RANK	GAMES	SCHEDULE	OF SCHEDULE	RPI	RPI	RPI	RPI
DIV. I ONLY	8- 20	286	3- 7	308	285	305	305	24	24	
DIV. I NON-CONF.	4- 8	234	0- 0	292	316	272	272	24	24	
TOTALS	RPI 1-25	RPI 26-50	W-L RECORDS	RPI 51-100	RPI 101-150	RPI 150+				
8- 20	0- 1	0- 1	OVERALL	0- 3	0- 2	8- 13				
4- 8	0- 0	0- 0	HOME	0- 2	0- 0	4- 6				
4- 12	0- 0	0- 0	AWAY	0- 0	0- 0	4- 0				
0- 0	0- 0	0- 0	NEUTRAL	0- 0	0- 0	0- 0				
4- 8	0- 1	0- 1	NON-CONFERENCE	0- 0	0- 1	4- 5				
2- 2	0- 0	0- 0	HOME	0- 0	0- 0	2- 2				
2- 6	0- 1	0- 1	AWAY	0- 0	0- 1	2- 3				
0- 0	0- 0	0- 0	NEUTRAL	0- 0	0- 0	0- 0				
4- 12	0- 0	0- 0	CONFERENCE	0- 3	0- 1	4- 8				
2- 6	0- 0	0- 0	HOME	0- 2	0- 0	2- 4				
2- 6	0- 0	0- 0	AWAY	0- 1	0- 1	2- 4				
0- 0	0- 0	0- 0	NEUTRAL	0- 0	0- 0	0- 0				

RPI 1-25				RPI 26-50				RPI 51-100				RPI 101+ Team's RPI: 305			
RPI	S	Opponent	Score	RPI	S	Opponent	Score	RPI	S	Opponent	Score	RPI	S	Opponent	Score
12	A	Kentucky	57 112	29	A	West Virginia	56 94	89	H	UT Martin	67 85	129	A	Southern Ill.	69 102
								91	A	Belmont	71 99	148	A	SIUE	81 90
								91	H	Belmont	74 89	155	H	Marshall	101 104
												185	A	Eastern Ky.	93 100
												185	H	Eastern Ky.	77 89
												208	H	USC Upstate	72 86
												224	H	Southeast Mo. St.	79 89
												253	A	Tennessee St.	76 78
												253	H	Tennessee St.	60 68
												266	H	Austin Peay	75 96
												267	A	UC Santa Barbara	78 93
												268	A	Murray St.	79 83
												269	A	Georgia St.	99 90
												276	A	Miami (OH)	57 59
												280	A	Tennessee Tech	69 77
												280	H	Tennessee Tech	75 71
												289	H	Kennesaw St.	83 77
												294	A	Jacksonville St.	70 66
												294	H	Jacksonville St.	67 63
												334	A	Lipscomb	92 77
												339	A	Eastern Ill.	85 77
												341	A	Chicago St.	71 75
												346	H	Alabama A&M	112 69
LAST 12 Division I GAMES:															
294	A	Jacksonville St.	70 66	91	A	Belmont	71 99	185	A	Eastern Ky.	93 100	280	H	Tennessee Tech	75 71
253	H	Tennessee St.	60 68	280	H	Tennessee Tech	75 71	294	H	Jacksonville St.	67 63	266	H	Austin Peay	75 96
185	H	Eastern Ky.	77 89	266	H	Austin Peay	75 96	339	A	Eastern Ill.	85 77				
280	A	Tennessee Tech	69 77												
91	H	Belmont	74 89												
253	A	Tennessee St.	76 78												

Non-Div I Games: Ky. Christian 121 91 Mt. St. Joseph 117 53

Morehead St.

■ Loss, 
 ■ Non-Conf, 
 ■ S Site, 
 ■ Home 
 ■ A Away 
 N Neutral



Average RPI Win:	292	WON-LOST	WINNING	LAST 10	STRENGTH OF	OPP. STRENGTH	TEAM	ADJ.	CONF.	ADJ CONF.
Average RPI Loss:	171	RECORD	PCT. RANK	GAMES	SCHEDULE	OF SCHEDULE	RPI	RPI	RPI	RPI
DIV. I ONLY	11- 15	219	6- 4	240	338	246	246	32	32	
DIV. I NON-CONF.	1- 10	330	0- 0	24	292	255	255	30	30	
TOTALS	RPI 1-25	RPI 26-50	W-L RECORDS	RPI 51-100	RPI 101-150	RPI 150+				
11- 15	0- 1	0- 2	OVERALL	1- 0	0- 1	10- 11				
6- 4	0- 0	0- 0	HOME	1- 0	0- 0	5- 4				
5- 9	0- 0	0- 0	AWAY	0- 0	0- 0	5- 1				
0- 2	0- 0	0- 1	NEUTRAL	0- 0	0- 0	0- 1				
1- 10	0- 1	0- 2	NON-CONFERENCE	1- 0	0- 1	0- 6				
1- 2	0- 0	0- 0	HOME	1- 0	0- 0	0- 2				
0- 6	0- 1	0- 1	AWAY	0- 0	0- 1	0- 3				
0- 2	0- 0	0- 1	NEUTRAL	0- 0	0- 0	0- 1				
10- 5	0- 0	0- 0	CONFERENCE	0- 0	0- 0	10- 5				
5- 2	0- 0	0- 0	HOME	0- 0	0- 0	5- 2				
5- 3	0- 0	0- 0	AWAY	0- 0	0- 0	5- 3				
0- 0	0- 0	0- 0	NEUTRAL	0- 0	0- 0	0- 0				

RPI S	Opponent	Score	RPI S	Opponent	Score	RPI S	Opponent	Score	RPI S	Opponent	Score	Team's RPI: 246
16 A	Syracuse	61 90	39 A	James Madison	31 92	85 H	Bucknell	64 50	109 A	Virginia Tech	33 73	
			45 N	Colorado St.	36 54				160 A	Stony Brook	42 46	
									176 H	UMBC	46 65	
									180 A	Hampton	47 60	
									180 H	Hampton	51 65	
									202 A	Robert Morris	44 76	
									213 A	Brown	45 72	
									215 H	N.C. A&T	55 65	
									226 N	Siena	46 69	
									254 A	Bethune-Cookman	48 63	
									255 A	Coppin St.	38 82	
									255 H	Coppin St.	72 51	
									287 A	UMES	77 69	
									293 A	Florida A&M	67 62	
									295 H	UMKC	50 59	
									298 A	Savannah St.	66 60	
									307 A	South Carolina St.	62 56	
									316 H	Delaware St.	56 49	
									332 H	Howard	78 66	
									347 A	Norfolk St.	59 56	
									347 H	Norfolk St.	67 58	
									348 H	N.C. Central	66 55	
LAST 12 Division I GAMES:												
255 A	Coppin St.	38 82	298 A	Savannah St.	66 60							
215 H	N.C. A&T	55 65	255 H	Coppin St.	72 51							
348 H	N.C. Central	66 55	332 H	Howard	78 66							
180 A	Hampton	47 60	254 A	Bethune-Cookman	48 63							
347 A	Norfolk St.	59 56	293 A	Florida A&M	67 62							
307 A	South Carolina St.	62 56	287 A	UMES	77 69							

Non-Div I Games: Washington Adventis74 36

Morgan St.

■ Loss, 
 ■ Non-Conf, 
 ■ S Site, 
 ■ Home 
 ■ A Away 
 N Neutral

Average RPI Win:	313	WON-LOST	WINNING	LAST 10	STRENGTH OF	OPP. STRENGTH	TEAM	ADJ.	CONF.	ADJ CONF.
Average RPI Loss:	233	RECORD	PCT. RANK	GAMES	SCHEDULE	OF SCHEDULE	RPI	RPI	RPI	RPI
DIV. I ONLY	9- 20	272	5- 5	331	349	319	319	30	30	
DIV. I NON-CONF.	2- 9	296	0- 0	294	339	322	322	32	32	
TOTALS	RPI 1-25	RPI 26-50	W-L RECORDS	RPI 51-100	RPI 101-150	RPI 150+				
9- 20	0- 0	0- 0	OVERALL	0- 1	0- 2	9- 17				
4- 9	0- 0	0- 0	HOME	0- 0	0- 0	4- 9				
5- 11	0- 0	0- 0	AWAY	0- 0	0- 0	5- 3				
0- 0	0- 0	0- 0	NEUTRAL	0- 0	0- 0	0- 0				
2- 9	0- 0	0- 0	NON-CONFERENCE	0- 1	0- 2	2- 6				
0- 4	0- 0	0- 0	HOME	0- 0	0- 0	0- 4				
2- 5	0- 0	0- 0	AWAY	0- 1	0- 2	2- 2				
0- 0	0- 0	0- 0	NEUTRAL	0- 0	0- 0	0- 0				
7- 11	0- 0	0- 0	CONFERENCE	0- 0	0- 0	7- 11				
4- 5	0- 0	0- 0	HOME	0- 0	0- 0	4- 5				
3- 6	0- 0	0- 0	AWAY	0- 0	0- 0	3- 6				
0- 0	0- 0	0- 0	NEUTRAL	0- 0	0- 0	0- 0				

RPI 1-25			RPI 26-50			RPI 51-100			RPI 101+			Team's RPI: 319
RPI	S	Opponent	Score	RPI	S	Opponent	Score	RPI	S	Opponent	Score	
						85 A Bucknell	45 71			109 A Virginia Tech	42 59	
										130 A Pittsburgh	57 74	
										198 H William & Mary	74 76	
										199 A Sacred Heart	58 61	
										199 H Sacred Heart	52 60	
										202 A Robert Morris	56 61	
										202 H Robert Morris	67 74	
										231 A Bryant	52 86	
										231 H Bryant	59 70	
										241 H Loyola Maryland	63 65	
										255 A Coppin St.	55 66	
										262 A Saint Francis (PA)	57 87	
										262 H Saint Francis (PA)	64 73	
										270 A Campbell	53 62	
										275 A Central Conn. St.	59 55	
										275 H Central Conn. St.	54 48	
										287 A UMES	57 50	
										296 H Niagara	51 53	
										312 A Fairleigh Dickinson	53 66	
										312 H Fairleigh Dickinson	71 55	
										316 A Delaware St.	54 41	
										326 A LIU Brooklyn	50 53	
										326 H LIU Brooklyn	51 61	
										332 H Howard	49 62	
										336 A St. Francis Brooklyn	57 40	
										336 H St. Francis Brooklyn	66 56	
LAST 12 Division I GAMES:												
						199 H Sacred Heart	52 60			342 A Wagner	59 50	
						336 A St. Francis Brooklyn	57 40			326 A LIU Brooklyn	50 53	
						275 A Central Conn. St.	59 55			202 H Robert Morris	67 74	
						231 A Bryant	52 86			342 H Wagner	64 55	
						312 H Fairleigh Dickinson	71 55			199 A Sacred Heart	58 61	
						262 H Saint Francis (PA)	64 73			312 A Fairleigh Dickinson	53 66	

Non-Div I Games:

Mt. St. Mary's

■ Loss, 
 ■ Non-Conf, 
 ■ S Site, 
 ■ H Home 
 ■ A Away 
 N Neutral

M  
t  
.  
S  
t  
.  
M  
a  
r  
y  
'  
s

Mt. St. Mary's  
RPI S Opponent Score

Through Games Of Feb. 29, 2016

RPI	S	Opponent	Score	
342	A	Wagner	59	50
342	H	Wagner	64	55

M  
t  
.  
S  
t  
.  
M  
a  
r  
y  
'  
s

Mt. St. Mary's

Average RPI Win:	287	WON-LOST	WINNING	LAST 10	STRENGTH OF	OPP. STRENGTH	TEAM	ADJ.	CONF.	ADJ CONF.
Average RPI Loss:	176	RECORD	PCT. RANK	GAMES	SCHEDULE	OF SCHEDULE	RPI	RPI	RPI	RPI
DIV. I ONLY	9- 16	256	5- 5	272	295	268	268	24	24	
DIV. I NON-CONF.	2- 7	280	0- 0	219	341	262	262	24	24	
TOTALS	RPI 1-25	RPI 26-50	W-L RECORDS	RPI 51-100	RPI 101-150	RPI 150+				
9- 16	0- 1	0- 0	OVERALL	0- 3	1- 5	8- 7				
5- 5	0- 0	0- 0	HOME	0- 1	0- 3	5- 1				
4- 11	0- 1	0- 0	AWAY	0- 2	1- 2	3- 6				
0- 0	0- 0	0- 0	NEUTRAL	0- 0	0- 0	0- 0				
2- 7	0- 1	0- 0	NON-CONFERENCE	0- 0	0- 4	2- 2				
0- 2	0- 0	0- 0	HOME	0- 0	0- 2	0- 0				
2- 5	0- 1	0- 0	AWAY	0- 0	0- 2	2- 2				
0- 0	0- 0	0- 0	NEUTRAL	0- 0	0- 0	0- 0				
7- 9	0- 0	0- 0	CONFERENCE	0- 3	1- 1	6- 5				
5- 3	0- 0	0- 0	HOME	0- 1	0- 1	5- 1				
2- 6	0- 0	0- 0	AWAY	0- 2	1- 0	1- 4				
0- 0	0- 0	0- 0	NEUTRAL	0- 0	0- 0	0- 0				

RPI 1-25				RPI 26-50				RPI 51-100				RPI 101+ Team's RPI: 268			
RPI	S	Opponent	Score	RPI	S	Opponent	Score	RPI	S	Opponent	Score	RPI	S	Opponent	Score
13	A	Florida St.	59 101					89	A	UT Martin	62 92	112	A	Central Ark.	40 50
								89	H	UT Martin	49 70	112	H	Central Ark.	51 61
								91	A	Belmont	61 87	129	H	Southern Ill.	57 70
												146	A	Jacksonville	54 79
												148	A	SIUE	79 76
												148	H	SIUE	61 64
												185	A	Eastern Ky.	60 72
												224	A	Southeast Mo. St.	59 96
												224	H	Southeast Mo. St.	80 61
												253	A	Tennessee St.	58 69
												266	A	Austin Peay	72 81
												266	H	Austin Peay	75 72
												280	H	Tennessee Tech	56 50
												294	H	Jacksonville St.	71 74
												305	H	Morehead St.	83 79
												323	A	Illinois St.	76 81
												333	A	Evansville	73 54
												334	A	Lipscomb	85 93
												339	A	Eastern Ill.	74 71
												339	H	Eastern Ill.	66 56
												346	A	Alabama A&M	76 59
LAST 12 Division I GAMES:															
89	H	UT Martin	49 70	224	A	Southeast Mo. St.	59 96								
266	A	Austin Peay	72 81	89	A	UT Martin	62 92								
339	A	Eastern Ill.	74 71	339	H	Eastern Ill.	66 56								
224	H	Southeast Mo. St.	80 61	148	H	SIUE	61 64								
148	A	SIUE	79 76	185	A	Eastern Ky.	60 72								
266	H	Austin Peay	75 72	253	A	Tennessee St.	58 69								

Non-Div I Games: Blue Mountain 89 64 Oakland City 91 75

Murray St.

Loss, Non-Conf, S Site, H Home A Away N Neutral

Average RPI Win:	307	WON-LOST	WINNING	LAST 10	STRENGTH OF	OPP. STRENGTH	TEAM	ADJ.	CONF.	ADJ CONF.
Average RPI Loss:	175	RECORD	PCT. RANK	GAMES	SCHEDULE	OF SCHEDULE	RPI	RPI	RPI	RPI
DIV. I ONLY	13- 11	149	8- 2	294	334	215	215	32	32	
DIV. I NON-CONF.	2- 7	280	0- 0	149	166	247	247	30	30	
TOTALS	RPI 1-25	RPI 26-50	W-L RECORDS	RPI 51-100	RPI 101-150	RPI 150+				
13- 11	0- 2	0- 0	OVERALL	0- 2	0- 0	13- 7				
5- 4	0- 0	0- 0	HOME	0- 2	0- 0	5- 2				
6- 6	0- 1	0- 0	AWAY	0- 0	0- 0	6- 5				
2- 1	0- 1	0- 0	NEUTRAL	0- 0	0- 0	2- 0				
2- 7	0- 2	0- 0	NON-CONFERENCE	0- 2	0- 0	2- 3				
0- 2	0- 0	0- 0	HOME	0- 2	0- 0	0- 0				
0- 4	0- 1	0- 0	AWAY	0- 0	0- 0	0- 3				
2- 1	0- 1	0- 0	NEUTRAL	0- 0	0- 0	2- 0				
11- 4	0- 0	0- 0	CONFERENCE	0- 0	0- 0	11- 4				
5- 2	0- 0	0- 0	HOME	0- 0	0- 0	5- 2				
6- 2	0- 0	0- 0	AWAY	0- 0	0- 0	6- 2				
0- 0	0- 0	0- 0	NEUTRAL	0- 0	0- 0	0- 0				

RPI 1-25				RPI 26-50				RPI 51-100				RPI 101+ Team's RPI: 215			
RPI	S	Opponent	Score	RPI	S	Opponent	Score	RPI	S	Opponent	Score	RPI	S	Opponent	Score
5	A	Ohio St.	56 89					61	H	FGCU	36 60	180	H	Hampton	52 55
23	N	Duquesne	67 81					84	H	VCU	49 64	222	A	Navy	48 52
												246	A	Morgan St.	65 55
												254	A	Bethune-Cookman	41 65
												254	H	Bethune-Cookman	68 55
												255	A	Coppin St.	59 65
												270	A	Campbell	55 56
												287	H	UMES	50 56
												288	A	Wichita St.	53 55
												293	A	Florida A&M	70 66
												293	H	Florida A&M	80 51
												298	A	Savannah St.	69 59
												298	H	Savannah St.	60 31
												307	A	South Carolina St.	57 54
												316	A	Delaware St.	84 64
												324	N	North Dakota St.	72 64
												329	N	Southern Utah	78 65
												332	H	Howard	88 70
												347	H	Norfolk St.	64 53
												348	A	N.C. Central	76 54
LAST 12 Division I GAMES:															
254	A	Bethune-Cookman	41 65	298	H	Savannah St.	60 31								
293	A	Florida A&M	70 66	316	A	Delaware St.	84 64								
246	A	Morgan St.	65 55	255	A	Coppin St.	59 65								
254	H	Bethune-Cookman	68 55	347	H	Norfolk St.	64 53								
293	H	Florida A&M	80 51	180	H	Hampton	52 55								
348	A	N.C. Central	76 54	307	A	South Carolina St.	57 54								

Non-Div I Games: Pfeiffer 74 55 North Greenville 64 37

N.C. A&amp;T

Loss, Non-Conf, S Site, H Home A Away N Neutral

## N.C. Central

Through Games Of Feb. 29, 2016

Average RPI Win:	288	WON-LOST	WINNING	LAST 10	STRENGTH OF	OPP. STRENGTH	TEAM	ADJ.	CONF.	ADJ CONF.
Average RPI Loss:	256	RECORD	PCT. RANK	GAMES	SCHEDULE	OF SCHEDULE	RPI	RPI	RPI	RPI
DIV. I ONLY	4- 21	322	1- 8	342	346	348	348	32	32	
DIV. I NON-CONF.	1- 9	325	0- 0	323	329	349	349	30	30	
TOTALS	RPI 1-25	RPI 26-50	W-L RECORDS	RPI 51-100	RPI 101-150	RPI 150+				
4- 21	0- 0	0- 0	OVERALL	0- 2	0- 0	4- 19				
4- 6	0- 0	0- 0	HOME	0- 0	0- 0	4- 6				
0- 15	0- 0	0- 0	AWAY	0- 2	0- 0	0- 13				
0- 0	0- 0	0- 0	NEUTRAL	0- 0	0- 0	0- 0				
1- 9	0- 0	0- 0	NON-CONFERENCE	0- 2	0- 0	1- 7				
1- 1	0- 0	0- 0	HOME	0- 0	0- 0	1- 1				
0- 8	0- 0	0- 0	AWAY	0- 2	0- 0	0- 6				
0- 0	0- 0	0- 0	NEUTRAL	0- 0	0- 0	0- 0				
3- 12	0- 0	0- 0	CONFERENCE	0- 0	0- 0	3- 12				
3- 5	0- 0	0- 0	HOME	0- 0	0- 0	3- 5				
0- 7	0- 0	0- 0	AWAY	0- 0	0- 0	0- 7				
0- 0	0- 0	0- 0	NEUTRAL	0- 0	0- 0	0- 0				

RPI S	Opponent	Score	RPI S	Opponent	Score	RPI S	Opponent	Score	RPI S	Opponent	Score	Team's RPI: 348
77	A Charlotte	52 67				180	H Hampton	42 76				
90	A Nebraska	47 88				208	A USC Upstate	46 68				
						215	H N.C. A&T	54 76				
						220	H Furman	66 61				
						223	A Presbyterian	50 60				
						246	A Morgan St.	55 66				
						254	A Bethune-Cookman	50 62				
						254	H Bethune-Cookman	46 63				
						255	A Coppin St.	46 63				
						270	H Campbell	48 57				
						287	H UMES	49 46				
						293	A Florida A&M	45 55				
						293	H Florida A&M	54 69				
						298	A Savannah St.	39 57				
						298	H Savannah St.	65 61				
						302	A Wofford	37 60				
						307	A South Carolina St.	51 58				
						310	A UNCG	56 103				
						316	A Delaware St.	56 66				
						321	A Longwood	49 60				
						327	A Winthrop	39 62				
						332	H Howard	61 68				
						347	H Norfolk St.	63 62				
LAST 12 Division I GAMES:												
298	H Savannah St.	65 61	215	H N.C. A&T	54 76							
254	A Bethune-Cookman	50 62	293	A Florida A&M	45 55							
246	A Morgan St.	55 66	316	A Delaware St.	56 66							
255	A Coppin St.	46 63	180	H Hampton	42 76							
293	H Florida A&M	54 69	347	H Norfolk St.	63 62							
254	H Bethune-Cookman	46 63	298	A Savannah St.	39 57							

Non-Div I Games: Johnson &amp; Wales (NC68 58

N.C. Central

■ Loss, 
 ■ Non-Conf, 
 ■ S Site, 
 ■ Home 
 ■ A Away 
 N Neutral

Average RPI Win:	330	WON-LOST	WINNING	LAST 10	STRENGTH OF	OPP. STRENGTH	TEAM	ADJ.	CONF.	ADJ CONF.
Average RPI Loss:	210	RECORD	PCT. RANK	GAMES	SCHEDULE	OF SCHEDULE	RPI	RPI	RPI	RPI
DIV. I ONLY	2- 25	345	1- 9	273	318	345	345	29	29	
DIV. I NON-CONF.	1- 12	337	0- 0	270	324	338	338	28	28	
TOTALS	RPI 1-25	RPI 26-50	W-L RECORDS	RPI 51-100	RPI 101-150	RPI 150+				
2- 25	0- 0	0- 0	OVERALL	0- 4	0- 3	2- 18				
1- 12	0- 0	0- 0	HOME	0- 2	0- 1	1- 9				
1- 13	0- 0	0- 0	AWAY	0- 2	0- 2	1- 9				
0- 0	0- 0	0- 0	NEUTRAL	0- 0	0- 0	0- 0				
1- 12	0- 0	0- 0	NON-CONFERENCE	0- 2	0- 1	1- 9				
0- 6	0- 0	0- 0	HOME	0- 1	0- 0	0- 5				
1- 6	0- 0	0- 0	AWAY	0- 1	0- 1	1- 4				
0- 0	0- 0	0- 0	NEUTRAL	0- 0	0- 0	0- 0				
1- 13	0- 0	0- 0	CONFERENCE	0- 2	0- 2	1- 9				
1- 6	0- 0	0- 0	HOME	0- 1	0- 1	1- 4				
0- 7	0- 0	0- 0	AWAY	0- 1	0- 1	0- 5				
0- 0	0- 0	0- 0	NEUTRAL	0- 0	0- 0	0- 0				

RPI S	Opponent	Score	RPI S	Opponent	Score	RPI S	Opponent	Score	RPI S	Opponent	Score	Team's RPI: 345
						61	A FGCU	37 70	101	A Virginia	54 81	
						61	H FGCU	32 53	146	A Jacksonville	37 68	
						65	H Army West Point	35 71	146	H Jacksonville	36 65	
						76	A Minnesota	50 83	155	A Marshall	50 63	
									192	A Stetson	55 60	
									192	H Stetson	56 74	
									207	H Lehigh	47 75	
									208	A USC Upstate	47 67	
									208	H USC Upstate	41 58	
									213	H Brown	49 74	
									229	H Dartmouth	39 46	
									233	A Binghamton	50 54	
									235	A Columbia	52 72	
									282	H Vermont	46 54	
									289	A Kennesaw St.	48 64	
									289	H Kennesaw St.	77 82	
									324	H North Dakota St.	59 64	
									325	A North Florida	49 72	
									325	H North Florida	51 68	
									326	A LIU Brooklyn	53 44	
									334	A Lipscomb	49 63	
									334	H Lipscomb	61 51	
									342	A Wagner	53 76	
LAST 12 Division I GAMES:												
			208	A USC Upstate	47 67		289	H Kennesaw St.	77 82			
			325	A North Florida	49 72		334	H Lipscomb	61 51			
			146	A Jacksonville	37 68		289	A Kennesaw St.	48 64			
			192	H Stetson	56 74		146	H Jacksonville	36 65			
			61	H FGCU	32 53		325	H North Florida	51 68			
			334	A Lipscomb	49 63		61	A FGCU	37 70			

Non-Div I Games: St. Joseph (VT) 71 50 St. Joseph's (Brklr) 78 41

NJIT

Loss, Non-Conf, S Site, H Home A Away N Neutral

Average RPI Win:	272	WON-LOST	WINNING	LAST 10	STRENGTH OF	OPP. STRENGTH	TEAM	ADJ.	CONF.	ADJ CONF.
Average RPI Loss:	158	RECORD	PCT. RANK	GAMES	SCHEDULE	OF SCHEDULE	RPI	RPI	RPI	RPI
DIV. I ONLY	14- 13	161	6- 4	251	303	222	222	25	25	
DIV. I NON-CONF.	5- 5	160	0- 0	225	275	211	211	27	27	
TOTALS	RPI 1-25	RPI 26-50	W-L RECORDS	RPI 51-100	RPI 101-150	RPI 150+				
14- 13	0- 0	0- 2	OVERALL	1- 5	0- 0	13- 6				
10- 5	0- 0	0- 1	HOME	1- 2	0- 0	9- 2				
4- 7	0- 0	0- 1	AWAY	0- 2	0- 0	4- 4				
0- 1	0- 0	0- 0	NEUTRAL	0- 1	0- 0	0- 0				
5- 5	0- 0	0- 2	NON-CONFERENCE	1- 1	0- 0	4- 2				
4- 2	0- 0	0- 1	HOME	1- 0	0- 0	3- 1				
1- 3	0- 0	0- 1	AWAY	0- 1	0- 0	1- 1				
0- 0	0- 0	0- 0	NEUTRAL	0- 0	0- 0	0- 0				
9- 8	0- 0	0- 0	CONFERENCE	0- 4	0- 0	9- 4				
6- 3	0- 0	0- 0	HOME	0- 2	0- 0	6- 1				
3- 4	0- 0	0- 0	AWAY	0- 1	0- 0	3- 3				
0- 1	0- 0	0- 0	NEUTRAL	0- 1	0- 0	0- 0				

RPI S	Opponent	Score	RPI S	Opponent	Score	RPI S	Opponent	Score	RPI S	Opponent	Score	Team's RPI: 222
34	A Penn	43 57	45	H Colorado St.	73 82	65	H Army West Point	34 49	207	A Lehigh	62 54	
						65	N Army West Point	38 75	207	H Lehigh	48 51	
						75	A Hofstra	63 65	215	H N.C. A&T	52 48	
						85	A Bucknell	52 64	226	H Siena	59 58	
						85	H Bucknell	41 51	237	A Kansas	54 61	
						93	H Elon	73 70	241	A Loyola Maryland	38 51	
									241	H Loyola Maryland	45 38	
									250	A Holy Cross	49 57	
									250	H Holy Cross	50 49	
									281	H American	65 52	
									306	A Colgate	62 58	
									306	H Colgate	51 41	
									326	H LIU Brooklyn	66 68	
									328	A Lafayette	65 58	
									328	H Lafayette	64 48	
									338	A Saint Peter's	50 39	
									343	H Air Force	64 46	
									344	A Boston U.	49 51	
									344	H Boston U.	67 56	
LAST 12 Division I GAMES:												
85	A Bucknell	52 64	306	A Colgate	62 58							
281	H American	65 52	344	A Boston U.	49 51							
65	H Army West Point	34 49	250	H Holy Cross	50 49							
207	A Lehigh	62 54	65	N Army West Point	38 75							
328	H Lafayette	64 48	207	H Lehigh	48 51							
241	H Loyola Maryland	45 38	328	A Lafayette	65 58							

Non-Div I Games: Johns Hopkins 77 45

Navy

■ Loss, 
 ■ Non-Conf, 
 ■ S Site, 
 ■ H Home 
 ■ A Away 
 N Neutral



Average RPI Win:	163	WON-LOST	WINNING	LAST 10	STRENGTH OF	OPP. STRENGTH	TEAM	ADJ.	CONF.	ADJ CONF.
Average RPI Loss:	51	RECORD	PCT. RANK	GAMES	SCHEDULE	OF SCHEDULE	RPI	RPI	RPI	RPI
DIV. I ONLY	18- 11	103	4- 6	102	31	90	90	5	5	
DIV. I NON-CONF.	9- 2	37	0- 0	263	142	103	103	4	4	
TOTALS	RPI 1-25	RPI 26-50	W-L RECORDS	RPI 51-100	RPI 101-150	RPI 150+				
18- 11	1- 3	2- 2	OVERALL	3- 5	4- 1	8- 0				
15- 3	1- 0	2- 1	HOME	1- 2	3- 0	8- 0				
3- 8	0- 3	0- 1	AWAY	2- 3	1- 1	0- 0				
0- 0	0- 0	0- 0	NEUTRAL	0- 0	0- 0	0- 0				
9- 2	0- 1	2- 0	NON-CONFERENCE	0- 1	1- 0	6- 0				
9- 0	0- 0	2- 0	HOME	0- 0	1- 0	6- 0				
0- 2	0- 1	0- 0	AWAY	0- 1	0- 0	0- 0				
0- 0	0- 0	0- 0	NEUTRAL	0- 0	0- 0	0- 0				
9- 9	1- 2	0- 2	CONFERENCE	3- 4	3- 1	2- 0				
6- 3	1- 0	0- 1	HOME	1- 2	2- 0	2- 0				
3- 6	0- 2	0- 1	AWAY	2- 2	1- 1	0- 0				
0- 0	0- 0	0- 0	NEUTRAL	0- 0	0- 0	0- 0				

RPI 1-25				RPI 26-50				RPI 51-100				RPI 101+			
RPI	S	Opponent	Score	RPI	S	Opponent	Score	RPI	S	Opponent	Score	RPI	S	Opponent	Score
3	A	UConn	46 88	37	H	Arkansas St.	79 71	54	A	Rutgers	56 66	117	A	Northwestern	62 85
5	A	Ohio St.	70 96	40	A	Indiana	47 59	54	H	Rutgers	65 54	117	H	Northwestern	76 67
11	A	Maryland	50 89	40	H	Indiana	68 79	58	A	Purdue	62 61	127	A	Penn St.	83 78
21	H	Michigan St.	73 66	48	H	North Carolina St.	88 67	58	H	Purdue	50 68	127	H	Penn St.	87 69
								63	H	Iowa	68 74	131	H	Creighton	65 63
								68	A	Michigan	93 81	163	H	Illinois	73 57
								76	A	Minnesota	73 110	175	H	Southern U.	89 38
								92	A	California	80 87	177	H	Wisconsin	75 62
												291	H	Northern Ariz.	90 67
												325	H	North Florida	91 46
												331	H	Ark.-Pine Bluff	96 46
												333	H	Evansville	85 40
												348	H	N.C. Central	88 47
LAST 12 Division I GAMES:															
117	H	Northwestern	76 67	40	A	Indiana	47 59								
40	H	Indiana	68 79	127	H	Penn St.	87 69								
58	H	Purdue	50 68	54	A	Rutgers	56 66								
5	A	Ohio St.	70 96	177	H	Wisconsin	75 62								
21	H	Michigan St.	73 66	68	A	Michigan	93 81								
76	A	Minnesota	73 110	58	A	Purdue	62 61								

Non-Div I Games:

Nebraska

■ Loss, 
■ Non-Conf, S Site, 
■ Home 
■ Away 
N Neutral

Average RPI Win: <b>258</b>	WON-LOST	WINNING	LAST 10	STRENGTH OF	OPP. STRENGTH	TEAM	ADJ.	CONF.	ADJ CONF.
Average RPI Loss: <b>170</b>	RECORD	PCT. RANK	GAMES	SCHEDULE	OF SCHEDULE	RPI	RPI	RPI	RPI
DIV. I ONLY	4- 22	327	2- 8	188	234	318	318	19	19
DIV. I NON-CONF.	0- 10	338	0- 0	194	245	336	336	20	20
TOTALS	RPI 1-25	RPI 26-50	W-L RECORDS	RPI 51-100	RPI 101-150	RPI 150+			
4- 22	0- 0	0- 2	OVERALL	0- 4	0- 3	4- 13			
3- 10	0- 0	0- 1	HOME	0- 3	0- 2	3- 4			
1- 10	0- 0	0- 1	AWAY	0- 0	0- 1	1- 8			
0- 2	0- 0	0- 0	NEUTRAL	0- 1	0- 0	0- 1			
0- 10	0- 0	0- 0	NON-CONFERENCE	0- 4	0- 1	0- 5			
0- 5	0- 0	0- 0	HOME	0- 3	0- 1	0- 1			
0- 3	0- 0	0- 0	AWAY	0- 0	0- 0	0- 3			
0- 2	0- 0	0- 0	NEUTRAL	0- 1	0- 0	0- 1			
4- 12	0- 0	0- 2	CONFERENCE	0- 0	0- 2	4- 8			
3- 5	0- 0	0- 1	HOME	0- 0	0- 1	3- 3			
1- 7	0- 0	0- 1	AWAY	0- 0	0- 1	1- 5			
0- 0	0- 0	0- 0	NEUTRAL	0- 0	0- 0	0- 0			

N  
e  
v  
a  
d  
aN  
e  
v  
a  
d  
a

RPI S	Opponent	Score	RPI S	Opponent	Score	RPI S	Opponent	Score	RPI S	Opponent	Score	Team's RPI: 318
45	A Colorado St.	56 <b>74</b>	45	H Colorado St.	37 <b>64</b>	60	H Middle Tenn.	46 <b>90</b>	128	A Fresno St.	56 <b>65</b>	
						78	H San Diego	47 <b>84</b>	128	H Fresno St.	59 <b>67</b>	
						87	N Washington St.	57 <b>70</b>	141	H Montana St.	53 <b>66</b>	
						98	H San Francisco	62 <b>70</b>	151	A Boise St.	58 <b>66</b>	
									162	A Pacific	52 <b>74</b>	
									181	H New Mexico	47 <b>51</b>	
									194	H San Jose St.	63 <b>76</b>	
									204	A UNLV	59 <b>65</b>	
									204	H UNLV	71 65	
									206	H Utah Valley	65 <b>73</b>	
									218	A Utah St.	55 <b>70</b>	
									218	H Utah St.	66 <b>79</b>	
									230	A Ill.-Chicago	55 <b>70</b>	
									238	A Wyoming	53 <b>68</b>	
									238	H Wyoming	68 65	
									240	N Loyola Marymount	58 <b>69</b>	
									245	A San Diego St.	70 64	
									340	A UC Irvine	64 <b>68</b>	
									343	A Air Force	53 <b>59</b>	
									343	H Air Force	68 57	
LAST 12 Division I GAMES:												
45	A Colorado St.	56 <b>74</b>	45	H Colorado St.	37 <b>64</b>							
218	A Utah St.	55 <b>70</b>	218	H Utah St.	66 <b>79</b>							
204	H UNLV	71 65	245	A San Diego St.	70 64							
194	H San Jose St.	63 <b>76</b>	204	A UNLV	59 <b>65</b>							
128	A Fresno St.	56 <b>65</b>	238	H Wyoming	68 65							
343	A Air Force	53 <b>59</b>	151	A Boise St.	58 <b>66</b>							

Non-Div I Games: San Fran. St. 57 51

Nevada

Average RPI Win:	245	WON-LOST	WINNING	LAST 10	STRENGTH OF	OPP. STRENGTH	TEAM	ADJ.	CONF.	ADJ CONF.
Average RPI Loss:	156	RECORD	PCT. RANK	GAMES	SCHEDULE	OF SCHEDULE	RPI	RPI	RPI	RPI
DIV. I ONLY	11- 17	236	5- 5	198	229	239	239	15	15	
DIV. I NON-CONF.	5- 7	198	0- 0	228	261	214	214	18	18	
TOTALS	RPI 1-25	RPI 26-50	W-L RECORDS	RPI 51-100	RPI 101-150	RPI 150+				
11- 17	0- 0	0- 1	OVERALL	0- 4	0- 2	11- 10				
6- 7	0- 0	0- 1	HOME	0- 2	0- 0	6- 4				
5- 10	0- 0	0- 0	AWAY	0- 0	0- 1	5- 1				
0- 0	0- 0	0- 0	NEUTRAL	0- 0	0- 0	0- 0				
5- 7	0- 0	0- 1	NON-CONFERENCE	0- 0	0- 2	5- 4				
2- 3	0- 0	0- 1	HOME	0- 0	0- 0	2- 2				
3- 4	0- 0	0- 0	AWAY	0- 0	0- 2	3- 2				
0- 0	0- 0	0- 0	NEUTRAL	0- 0	0- 0	0- 0				
6- 10	0- 0	0- 0	CONFERENCE	0- 4	0- 0	6- 6				
4- 4	0- 0	0- 0	HOME	0- 2	0- 0	4- 2				
2- 6	0- 0	0- 0	AWAY	0- 2	0- 0	2- 4				
0- 0	0- 0	0- 0	NEUTRAL	0- 0	0- 0	0- 0				

RPI S	Opponent	Score	RPI S	Opponent	Score	RPI S	Opponent	Score	RPI S	Opponent	Score	Team's RPI: 239
34	H Penn	60 67	52	A Albany (NY)	48 85	115	A Boston College	51 71				
			52	H Albany (NY)	52 78	137	A North Carolina	60 65				
			69	A Maine	55 59	159	H Northeastern	54 66				
			69	H Maine	52 62	160	A Stony Brook	54 63				
						160	H Stony Brook	49 46				
						164	A Yale	46 63				
						176	A UMBC	67 59				
						176	H UMBC	55 65				
						199	A Sacred Heart	81 69				
						205	A Hartford	44 48				
						205	H Hartford	53 42				
						226	H Siena	53 57				
						229	A Dartmouth	61 57				
						231	A Bryant	42 55				
						233	A Binghamton	50 51				
						233	H Binghamton	64 49				
						243	H Manhattan	72 57				
						275	A Central Conn. St.	64 50				
						282	A Vermont	63 83				
						282	H Vermont	59 63				
						317	A UMass Lowell	63 55				
						317	H UMass Lowell	65 61				
						344	H Boston U.	69 52				
LAST 12 Division I GAMES:												
176	A UMBC	67 59	69	A Maine	55 59							
282	H Vermont	59 63	233	H Binghamton	64 49							
205	H Hartford	53 42	176	H UMBC	55 65							
317	A UMass Lowell	63 55	282	A Vermont	63 83							
160	H Stony Brook	49 46	205	A Hartford	44 48							
52	A Albany (NY)	48 85	317	H UMass Lowell	65 61							

Non-Div I Games: Colby-Sawyer 72 41

New Hampshire

■ Loss, 
 ■ Non-Conf, 
 ■ S Site, 
 ■ H Home 
 ■ A Away 
 N Neutral

Average RPI Win:	241	WON-LOST	WINNING	LAST 10	STRENGTH OF	OPP. STRENGTH	TEAM	ADJ.	CONF.	ADJ CONF.
Average RPI Loss:	138	RECORD	PCT. RANK	GAMES	SCHEDULE	OF SCHEDULE	RPI	RPI	RPI	RPI
DIV. I ONLY	14- 13	161	3- 5	176	225	181	181	19	19	
DIV. I NON-CONF.	7- 4	110	0- 1	84	240	108	108	20	20	
TOTALS	RPI 1-25	RPI 26-50	W-L RECORDS	RPI 51-100	RPI 101-150	RPI 150+				
14- 13	0- 2	0- 1	OVERALL	1- 2	0- 2	13- 6				
9- 6	0- 1	0- 1	HOME	0- 1	0- 1	9- 2				
5- 7	0- 1	0- 0	AWAY	1- 1	0- 1	4- 4				
0- 0	0- 0	0- 0	NEUTRAL	0- 0	0- 0	0- 0				
7- 4	0- 2	0- 0	NON-CONFERENCE	1- 2	0- 0	6- 0				
5- 2	0- 1	0- 0	HOME	0- 1	0- 0	5- 0				
2- 2	0- 1	0- 0	AWAY	1- 1	0- 0	1- 0				
0- 0	0- 0	0- 0	NEUTRAL	0- 0	0- 0	0- 0				
7- 9	0- 0	0- 1	CONFERENCE	0- 0	0- 2	7- 6				
4- 4	0- 0	0- 1	HOME	0- 0	0- 1	4- 2				
3- 5	0- 0	0- 0	AWAY	0- 0	0- 1	3- 4				
0- 0	0- 0	0- 0	NEUTRAL	0- 0	0- 0	0- 0				

RPI 1-25				RPI 26-50				RPI 51-100				RPI 101+ Team's RPI: 181			
RPI	S	Opponent	Score	RPI	S	Opponent	Score	RPI	S	Opponent	Score	RPI	S	Opponent	Score
22	A	UTEP	62 70	45	H	Colorado St.	48 49	76	A	Minnesota	72 53	128	A	Fresno St.	43 51
23	H	Duquesne	69 78					97	A	New Mexico St.	59 78	128	H	Fresno St.	65 69
								97	H	New Mexico St.	47 52	151	A	Boise St.	70 60
												151	H	Boise St.	60 81
												172	H	Sacramento St.	84 71
												191	A	SMU	63 58
												194	A	San Jose St.	58 59
												194	H	San Jose St.	71 57
												204	A	UNLV	48 57
												204	H	UNLV	67 53
												218	A	Utah St.	56 72
												218	H	Utah St.	73 70
												238	A	Wyoming	48 66
												244	H	Houston Baptist	65 57
												245	H	San Diego St.	46 51
												278	H	Pepperdine	60 52
												311	H	Nicholls St.	83 43
												318	A	Nevada	51 47
												329	H	Southern Utah	70 48
												343	A	Air Force	63 33
												343	H	Air Force	58 36
LAST 12 Division I GAMES:															
23	H	Duquesne	69 78	218	H	Utah St.	73 70								
128	A	Fresno St.	43 51	245	H	San Diego St.	46 51								
45	H	Colorado St.	48 49	204	A	UNLV	48 57								
343	H	Air Force	58 36	151	H	Boise St.	60 81								
151	A	Boise St.	70 60	343	A	Air Force	63 33								
194	A	San Jose St.	58 59	194	H	San Jose St.	71 57								

Non-Div I Games:

New Mexico

■ Loss, 
 ■ Non-Conf, S Site, 
 ■ Home 
 ■ Away 
 N Neutral

Average RPI Win:	248	WON-LOST	WINNING	LAST 10	STRENGTH OF	OPP. STRENGTH	TEAM	ADJ.	CONF.	ADJ CONF.
Average RPI Loss:	75	RECORD	PCT. RANK	GAMES	SCHEDULE	OF SCHEDULE	RPI	RPI	RPI	RPI
DIV. I ONLY	22- 3	12	10- 0	328	202	97	97	27	27	
DIV. I NON-CONF.	9- 3	69	0- 0	277	98	127	127	25	25	
TOTALS	RPI 1-25	RPI 26-50	W-L RECORDS	RPI 51-100	RPI 101-150	RPI 150+				
22- 3	0- 1	0- 0	OVERALL	0- 1	1- 1	21- 0				
11- 1	0- 1	0- 0	HOME	0- 0	1- 0	10- 0				
10- 1	0- 0	0- 0	AWAY	0- 0	0- 1	10- 0				
1- 1	0- 0	0- 0	NEUTRAL	0- 1	0- 0	1- 0				
9- 3	0- 1	0- 0	NON-CONFERENCE	0- 1	1- 1	8- 0				
5- 1	0- 1	0- 0	HOME	0- 0	1- 0	4- 0				
3- 1	0- 0	0- 0	AWAY	0- 0	0- 1	3- 0				
1- 1	0- 0	0- 0	NEUTRAL	0- 1	0- 0	1- 0				
13- 0	0- 0	0- 0	CONFERENCE	0- 0	0- 0	13- 0				
6- 0	0- 0	0- 0	HOME	0- 0	0- 0	6- 0				
7- 0	0- 0	0- 0	AWAY	0- 0	0- 0	7- 0				
0- 0	0- 0	0- 0	NEUTRAL	0- 0	0- 0	0- 0				

RPI 1-25				RPI 26-50				RPI 51-100 Team's RPI: 97				RPI 101+			
RPI	S	Opponent	Score	RPI	S	Opponent	Score	RPI	S	Opponent	Score	RPI	S	Opponent	Score
22	H	UTEP	65 71					79	N	Vanderbilt	45 71	122	H	Northwestern St.	65 54
												124	A	Arizona	64 68
												172	H	Sacramento St.	80 77
												181	A	New Mexico	52 47
												181	H	New Mexico	78 59
												194	A	San Jose St.	75 66
												206	A	Utah Valley	59 53
												206	H	Utah Valley	73 68
												211	A	UTRGV	68 57
												219	A	CSU Bakersfield	67 59
												219	H	CSU Bakersfield	86 63
												242	A	Grand Canyon	64 44
												242	H	Grand Canyon	60 58
												265	A	Seattle	66 56
												265	H	Seattle	69 54
												291	H	Northern Ariz.	87 53
												295	A	UMKC	68 62
												295	H	UMKC	78 74
												315	N	A&M-Corpus Christi	70 51
												324	A	North Dakota St.	79 69
												329	H	Southern Utah	74 60
												341	A	Chicago St.	70 60
												341	H	Chicago St.	76 63
LAST 12 Division I GAMES:															
295	H	UMKC	78 74	211	A	UTRGV	68 57								
265	A	Seattle	66 56	219	H	CSU Bakersfield	86 63								
219	A	CSU Bakersfield	67 59	265	H	Seattle	69 54								
341	H	Chicago St.	76 63	341	A	Chicago St.	70 60								
206	A	Utah Valley	59 53	295	A	UMKC	68 62								
242	A	Grand Canyon	64 44	242	H	Grand Canyon	60 58								

Non-Div I Games: Eastern N.M. 76 61 Western N.M. 68 39

New Mexico St.

Loss, Non-Conf, S Site, H Home A Away N Neutral

Average RPI Win:	294	WON-LOST	WINNING	LAST 10	STRENGTH OF	OPP. STRENGTH	TEAM	ADJ.	CONF.	ADJ CONF.
Average RPI Loss:	206	RECORD	PCT. RANK	GAMES	SCHEDULE	OF SCHEDULE	RPI	RPI	RPI	RPI
DIV. I ONLY	5- 18	304	2- 8	302	308	330	330	26	26	
DIV. I NON-CONF.	1- 6	311	0- 0	325	287	347	347	26	26	
TOTALS	RPI 1-25	RPI 26-50	W-L RECORDS	RPI 51-100	RPI 101-150	RPI 150+				
5- 18	0- 0	0- 0	OVERALL	0- 2	0- 4	5- 12				
4- 5	0- 0	0- 0	HOME	0- 0	0- 1	4- 4				
1- 12	0- 0	0- 0	AWAY	0- 0	0- 1	1- 1				
0- 1	0- 0	0- 0	NEUTRAL	0- 0	0- 0	0- 1				
1- 6	0- 0	0- 0	NON-CONFERENCE	0- 1	0- 1	1- 4				
1- 1	0- 0	0- 0	HOME	0- 0	0- 0	1- 1				
0- 4	0- 0	0- 0	AWAY	0- 1	0- 1	0- 2				
0- 1	0- 0	0- 0	NEUTRAL	0- 0	0- 0	0- 1				
4- 12	0- 0	0- 0	CONFERENCE	0- 1	0- 3	4- 8				
3- 4	0- 0	0- 0	HOME	0- 0	0- 1	3- 3				
1- 8	0- 0	0- 0	AWAY	0- 1	0- 2	1- 5				
0- 0	0- 0	0- 0	NEUTRAL	0- 0	0- 0	0- 0				

RPI S	Opponent	Score	RPI S	Opponent	Score	RPI S	Opponent	Score	RPI S	Opponent	Score	Team's RPI: 330
						74	A Abilene Christian	70 80	112	A Central Ark.	55 67	
						88	A TCU	36 85	112	H Central Ark.	44 59	
									122	A Northwestern St.	53 70	
									134	A Arkansas	41 73	
									153	A McNeese St.	63 92	
									153	H McNeese St.	74 77	
									170	A Ole Miss	59 97	
									203	H Stephen F. Austin	58 57	
									228	A Sam Houston St.	52 64	
									244	H Houston Baptist	51 71	
									285	A Lamar	52 79	
									289	A Kennesaw St.	53 60	
									293	N Florida A&M	60 71	
									308	A Southeastern La.	62 51	
									310	H UNCG	79 81	
									311	A Nicholls St.	55 70	
									311	H Nicholls St.	62 55	
									313	H Jackson St.	85 68	
									315	A A&M-Corpus Christi	59 73	
									315	H A&M-Corpus Christi	64 75	
									335	H Incarnate Word	55 49	
LAST 12 Division I GAMES:												
74	A	Abilene Christian	70	80	153	A	McNeese St.	63	92			
311	A	Nicholls St.	55	70	153	H	McNeese St.	74	77			
122	A	Northwestern St.	53	70	311	H	Nicholls St.	62	55			
308	A	Southeastern La.	62	51	315	A	A&M-Corpus Christi	59	73			
315	H	A&M-Corpus Christi	64	75	112	H	Central Ark.	44	59			
112	A	Central Ark.	55	67	244	H	Houston Baptist	51	71			

Non-Div I Games: LSU-Alexandria 93 75 Trinity Baptist 109 46

New Orleans

Loss, Non-Conf, S Site, H Home A Away N Neutral

Average RPI Win: <b>281</b>	WON-LOST	WINNING	LAST 10	STRENGTH OF	OPP. STRENGTH	TEAM	ADJ.	CONF.	ADJ CONF.
Average RPI Loss: <b>176</b>	RECORD	PCT. RANK	GAMES	SCHEDULE	OF SCHEDULE	RPI	RPI	RPI	RPI
DIV. I ONLY	7- 22	297	1- 9	255	245	296	296	22	22
DIV. I NON-CONF.	2- 7	280	0- 0	213	209	279	279	22	22
TOTALS	RPI 1-25	RPI 26-50	W-L RECORDS	RPI 51-100	RPI 101-150	RPI 150+			
7- 22	0- 0	0- 1	OVERALL	0- 2	0- 6	7- 13			
3- 11	0- 0	0- 0	HOME	0- 1	0- 3	3- 7			
4- 11	0- 0	0- 1	AWAY	0- 1	0- 3	4- 6			
0- 0	0- 0	0- 0	NEUTRAL	0- 0	0- 0	0- 0			
2- 7	0- 0	0- 1	NON-CONFERENCE	0- 0	0- 4	2- 2			
1- 3	0- 0	0- 0	HOME	0- 0	0- 2	1- 1			
1- 4	0- 0	0- 1	AWAY	0- 0	0- 2	1- 1			
0- 0	0- 0	0- 0	NEUTRAL	0- 0	0- 0	0- 0			
5- 15	0- 0	0- 0	CONFERENCE	0- 2	0- 2	5- 11			
2- 8	0- 0	0- 0	HOME	0- 1	0- 1	2- 6			
3- 7	0- 0	0- 0	AWAY	0- 1	0- 1	3- 5			
0- 0	0- 0	0- 0	NEUTRAL	0- 0	0- 0	0- 0			

RPI S	Opponent	Score	RPI S	Opponent	Score	RPI S	Opponent	Score	RPI S	Opponent	Score	Team's RPI: 296
30	A St. Bonaventure	55 67	82	A Quinnipiac	52 70	118	H Buffalo	48 57				
			82	H Quinnipiac	54 61	120	A Iona	46 73				
						120	H Iona	52 73				
						126	H Youngstown St.	54 71				
						142	A Texas Tech	45 79				
						150	A Detroit	75 80				
						169	A Marist	50 63				
						169	H Marist	68 82				
						187	A Fairfield	43 61				
						187	H Fairfield	56 55				
						210	A Canisius	45 54				
						210	H Canisius	66 68				
						212	H Oakland	67 77				
						226	A Siena	54 45				
						226	H Siena	51 59				
						229	A Dartmouth	47 60				
						243	A Manhattan	62 80				
						243	H Manhattan	49 58				
						256	A Monmouth	60 83				
						256	H Monmouth	55 68				
						274	H Cleveland St.	73 72				
						283	A Rider	67 57				
						283	H Rider	72 76				
						319	A Mt. St. Mary's	53 51				
						338	A Saint Peter's	52 48				
						338	H Saint Peter's	51 46				
LAST 12 Division I GAMES:												
226	A Siena	54 45	82	A Quinnipiac	52 70							
210	A Canisius	45 54	187	A Fairfield	43 61							
243	H Manhattan	49 58	120	H Iona	52 73							
256	H Monmouth	55 68	210	H Canisius	66 68							
283	H Rider	72 76	169	A Marist	50 63							
169	H Marist	68 82	120	A Iona	46 73							

Non-Div I Games:

Niagara

■ Loss, 
 ■ Non-Conf, 
 ■ S Site, 
 ■ H Home 
 ■ A Away 
 N Neutral

Average RPI Win:	265	WON-LOST	WINNING	LAST 10	STRENGTH OF	OPP. STRENGTH	TEAM	ADJ.	CONF.	ADJ CONF.
Average RPI Loss:	208	RECORD	PCT. RANK	GAMES	SCHEDULE	OF SCHEDULE	RPI	RPI	RPI	RPI
DIV. I ONLY	8- 17	270	3- 5	322	310	311	311	26	26	
DIV. I NON-CONF.	1- 8	320	1- 0	315	343	345	345	26	26	
TOTALS	RPI 1-25	RPI 26-50	W-L RECORDS	RPI 51-100	RPI 101-150	RPI 150+				
8- 17	0- 0	0- 0	OVERALL	0- 1	1- 3	7- 13				
4- 8	0- 0	0- 0	HOME	0- 1	1- 1	3- 6				
3- 8	0- 0	0- 0	AWAY	0- 0	0- 1	3- 7				
1- 1	0- 0	0- 0	NEUTRAL	0- 0	0- 1	1- 0				
1- 8	0- 0	0- 0	NON-CONFERENCE	0- 0	0- 1	1- 7				
0- 4	0- 0	0- 0	HOME	0- 0	0- 0	0- 4				
0- 3	0- 0	0- 0	AWAY	0- 0	0- 0	0- 3				
1- 1	0- 0	0- 0	NEUTRAL	0- 0	0- 1	1- 0				
7- 9	0- 0	0- 0	CONFERENCE	0- 1	1- 2	6- 6				
4- 4	0- 0	0- 0	HOME	0- 1	1- 1	3- 2				
3- 5	0- 0	0- 0	AWAY	0- 0	0- 1	3- 4				
0- 0	0- 0	0- 0	NEUTRAL	0- 0	0- 0	0- 0				

RPI 1-25			RPI 26-50			RPI 51-100			RPI 101+			Team's RPI: 311
RPI	S	Opponent	Score	RPI	S	Opponent	Score	RPI	S	Opponent	Score	
						74 H Abilene Christian	68 71	108 N Samford		43 45		
								112 H Central Ark.		65 71		
								122 A Northwestern St.		62 66		
								122 H Northwestern St.		70 61		
								153 A McNeese St.		62 96		
								153 H McNeese St.		85 81		
								167 A Troy		51 104		
								168 H Louisiana Tech		55 58		
								181 A New Mexico		43 83		
								190 H Grambling		65 69		
								203 H Stephen F. Austin		67 89		
								228 A Sam Houston St.		67 63		
								244 A Houston Baptist		71 80		
								273 H Prairie View		70 81		
								279 A La.-Monroe		57 69		
								285 H Lamar		69 59		
								294 H Jacksonville St.		49 63		
								308 A Southeastern La.		68 78		
								315 A A&M-Corpus Christi		64 62		
								330 A New Orleans		55 62		
								330 H New Orleans		70 55		
								335 A Incarnate Word		66 64		
								335 H Incarnate Word		61 63		
								349 N Mississippi Val.		63 54		
LAST 12 Division I GAMES:												
349 N		Mississippi Val.	63 54	153 H		McNeese St.	85 81	330 A		New Orleans	55 62	
153 A		McNeese St.	62 96	335 H		Incarnate Word	61 63	335 H		Incarnate Word	61 63	
330 H		New Orleans	70 55	335 A		Incarnate Word	66 64					
203 H		Stephen F. Austin	67 89	330 A		New Orleans	55 62					
122 A		Northwestern St.	62 66	112 H		Central Ark.	65 71					
308 A		Southeastern La.	68 78	122 H		Northwestern St.	70 61					

Non-Div I Games: Southern-N.O. 98 65

Nicholls St.

Loss, Non-Conf, S Site, H Home A Away N Neutral



Average RPI Win:	310	WON-LOST	WINNING	LAST 10	STRENGTH OF	OPP. STRENGTH	TEAM	ADJ.	CONF.	ADJ CONF.
Average RPI Loss:	242	RECORD	PCT. RANK	GAMES	SCHEDULE	OF SCHEDULE	RPI	RPI	RPI	RPI
DIV. I ONLY	2- 23	343	2- 8	338	340	347	347	32	32	
DIV. I NON-CONF.	0- 10	338	0- 0	265	307	346	346	30	30	
TOTALS	RPI 1-25	RPI 26-50	W-L RECORDS	RPI 51-100	RPI 101-150	RPI 150+				
2- 23	0- 0	0- 1	OVERALL	0- 0	0- 1	2- 21				
0- 10	0- 0	0- 0	HOME	0- 0	0- 0	0- 10				
2- 11	0- 0	0- 1	AWAY	0- 0	0- 1	2- 9				
0- 2	0- 0	0- 0	NEUTRAL	0- 0	0- 0	0- 2				
0- 10	0- 0	0- 1	NON-CONFERENCE	0- 0	0- 1	0- 8				
0- 3	0- 0	0- 0	HOME	0- 0	0- 0	0- 3				
0- 5	0- 0	0- 1	AWAY	0- 0	0- 1	0- 3				
0- 2	0- 0	0- 0	NEUTRAL	0- 0	0- 0	0- 2				
2- 13	0- 0	0- 0	CONFERENCE	0- 0	0- 0	2- 13				
0- 7	0- 0	0- 0	HOME	0- 0	0- 0	0- 7				
2- 6	0- 0	0- 0	AWAY	0- 0	0- 0	2- 6				
0- 0	0- 0	0- 0	NEUTRAL	0- 0	0- 0	0- 0				

RPI S	Opponent	Score	RPI S	Opponent	Score	RPI S	Opponent	Score	RPI S	Opponent	Score	Team's RPI: 347
			28 A	Mississippi St.	34 92				101 A	Virginia	50 86	
									155 A	Marshall	67 81	
									180 A	Hampton	62 73	
									198 A	William & Mary	47 67	
									208 H	USC Upstate	62 82	
									212 H	Oakland	73 83	
									215 A	N.C. A&T	53 64	
									241 A	Loyola Maryland	67 75	
									246 A	Morgan St.	58 67	
									246 H	Morgan St.	56 59	
									254 H	Bethune-Cookman	45 53	
									255 A	Coppin St.	44 69	
									255 H	Coppin St.	47 56	
									264 H	UNCW	57 61	
									277 N	La Salle	59 67	
									287 A	UMES	74 63	
									293 H	Florida A&M	67 83	
									298 H	Savannah St.	53 68	
									307 H	South Carolina St.	52 60	
									316 A	Delaware St.	61 64	
									332 A	Howard	110 108	
									332 H	Howard	63 64	
									336 N	St. Francis Brooklyn	55 59	
									348 A	N.C. Central	62 63	
LAST 12 Division I GAMES:												
			332 H	Howard	63 64				180 A	Hampton	62 73	
			255 H	Coppin St.	47 56				298 H	Savannah St.	53 68	
			316 A	Delaware St.	61 64				307 H	South Carolina St.	52 60	
			246 H	Morgan St.	56 59				215 A	N.C. A&T	53 64	
			287 A	UMES	74 63				348 A	N.C. Central	62 63	
			332 A	Howard	110 108				254 H	Bethune-Cookman	45 53	

Non-Div I Games:

Norfolk St.

■ Loss, 
 ■ Non-Conf, 
 ■ S Site, 
 ■ Home 
 ■ A Away 
 N Neutral

## North Carolina

Through Games Of Feb. 29, 2016

Average RPI Win:	172	WON-LOST	WINNING	LAST 10	STRENGTH OF	OPP. STRENGTH	TEAM	ADJ.	CONF.	ADJ CONF.
Average RPI Loss:	74	RECORD	PCT. RANK	GAMES	SCHEDULE	OF SCHEDULE	RPI	RPI	RPI	RPI
DIV. I ONLY	14- 17	204	2- 8	38	75	137	137	4	4	
DIV. I NON-CONF.	10- 5	99	0- 0	93	260	130	130	5	5	
TOTALS	RPI 1-25	RPI 26-50	W-L RECORDS	RPI 51-100	RPI 101-150	RPI 150+				
14- 17	1- 4	0- 3	OVERALL	1- 4	4- 4	8- 2				
11- 9	1- 1	0- 2	HOME	1- 2	2- 2	7- 2				
1- 8	0- 3	0- 1	AWAY	0- 2	1- 2	0- 0				
2- 0	0- 0	0- 0	NEUTRAL	0- 0	1- 0	1- 0				
10- 5	0- 1	0- 0	NON-CONFERENCE	1- 1	2- 1	7- 2				
8- 4	0- 0	0- 0	HOME	1- 1	1- 1	6- 2				
0- 1	0- 1	0- 0	AWAY	0- 0	0- 0	0- 0				
2- 0	0- 0	0- 0	NEUTRAL	0- 0	1- 0	1- 0				
4- 12	1- 3	0- 3	CONFERENCE	0- 3	2- 3	1- 0				
3- 5	1- 1	0- 2	HOME	0- 1	1- 1	1- 0				
1- 7	0- 2	0- 1	AWAY	0- 2	1- 2	0- 0				
0- 0	0- 0	0- 0	NEUTRAL	0- 0	0- 0	0- 0				

RPI S	Opponent	Score	RPI S	Opponent	Score	RPI S	Opponent	Score	RPI S	Opponent	Score	Team's RPI: 137
1	A Notre Dame	54 88	33	H Miami (FL)	61 76	51	A Duke	55 71	101	A Virginia	68 72	
13	A Florida St.	63 94	48	A North Carolina St.	49 78	51	H Duke	57 93	104	N Gonzaga	67 62	
14	H Louisville	60 78	48	H North Carolina St.	66 80	69	H Maine	59 58	109	H Virginia Tech	71 67	
16	H Syracuse	77 73				70	A Georgia Tech	73 80	115	A Boston College	86 78	
24	A Oklahoma St.	67 77				72	H Oregon	77 79	117	H Northwestern	72 85	
									120	H Iona	64 52	
									130	H Pittsburgh	60 76	
									132	A Wake Forest	63 75	
									152	N Southern Miss.	69 62	
									162	H Pacific	63 66	
									164	H Yale	70 63	
									186	H Gardner-Webb	65 66	
									208	H USC Upstate	80 40	
									239	H New Hampshire	65 60	
									248	H Clemson	72 56	
									261	H Appalachian St.	68 59	
									293	H Florida A&M	94 58	
									312	H Fairleigh Dickinson	64 46	
LAST 12 Division I GAMES:												
51	H Duke	57 93	115	A Boston College	86 78							
101	A Virginia	68 72	14	H Louisville	60 78							
48	H North Carolina St.	66 80	48	A North Carolina St.	49 78							
130	H Pittsburgh	60 76	51	A Duke	55 71							
13	A Florida St.	63 94	132	A Wake Forest	63 75							
109	H Virginia Tech	71 67	33	H Miami (FL)	61 76							

Non-Div I Games:

North Carolina

■ Loss, 
 ■ Non-Conf, 
 S Site, 
 ■ Home 
 ■ Away 
 N Neutral

Average RPI Win:	144	WON-LOST	WINNING	LAST 10	STRENGTH OF	OPP. STRENGTH	TEAM	ADJ.	CONF.	ADJ CONF.
Average RPI Loss:	45	RECORD	PCT. RANK	GAMES	SCHEDULE	OF SCHEDULE	RPI	RPI	RPI	RPI
DIV. I ONLY	19- 10	82	6- 4	43	43	48	48	4	4	
DIV. I NON-CONF.	9- 4	95	0- 0	83	90	75	75	5	5	
TOTALS	RPI 1-25	RPI 26-50	W-L RECORDS	RPI 51-100	RPI 101-150	RPI 150+				
19- 10	0- 5	1- 2	OVERALL	3- 2	9- 1	6- 0				
11- 4	0- 3	1- 0	HOME	2- 1	4- 0	4- 0				
6- 5	0- 2	0- 1	AWAY	1- 1	4- 1	1- 0				
2- 1	0- 0	0- 1	NEUTRAL	0- 0	1- 0	1- 0				
9- 4	0- 1	1- 1	NON-CONFERENCE	1- 2	2- 0	5- 0				
6- 1	0- 0	1- 0	HOME	1- 1	0- 0	4- 0				
1- 2	0- 1	0- 0	AWAY	0- 1	1- 0	0- 0				
2- 1	0- 0	0- 1	NEUTRAL	0- 0	1- 0	1- 0				
10- 6	0- 4	0- 1	CONFERENCE	2- 0	7- 1	1- 0				
5- 3	0- 3	0- 0	HOME	1- 0	4- 0	0- 0				
5- 3	0- 1	0- 1	AWAY	1- 0	3- 1	1- 0				
0- 0	0- 0	0- 0	NEUTRAL	0- 0	0- 0	0- 0				

RPI 1-25				RPI 26-50				Team's RPI: 48				RPI 51-100				RPI 101+			
RPI	S	Opponent	Score	RPI	S	Opponent	Score	RPI	S	Opponent	Score	RPI	S	Opponent	Score	RPI	S	Opponent	Score
1	A	Notre Dame	46 82	33	A	Miami (FL)	44 73	51	A	Duke	65 62	101	H	Virginia	63 52				
13	H	Florida St.	52 56	36	N	Seton Hall	55 58	70	H	Georgia Tech	65 57	109	A	Virginia Tech	72 61				
14	H	Louisville	90 92	47	H	Villanova	70 64	77	H	Charlotte	72 65	115	H	Boston College	74 63				
16	H	Syracuse	52 55					90	A	Nebraska	67 88	116	A	Liberty	61 53				
18	A	Florida	72 79					93	H	Elon	66 69	130	A	Pittsburgh	78 76				
												132	A	Wake Forest	58 63				
												132	H	Wake Forest	64 47				
												137	A	North Carolina	80 66				
												137	H	North Carolina	78 49				
												147	N	UAB	67 56				
												174	H	Davidson	58 42				
												185	N	Eastern Ky.	73 62				
												201	H	Radford	67 52				
												247	H	High Point	89 48				
												248	A	Clemson	71 57				
												303	H	Western Caro.	86 55				
LAST 12 Division I GAMES:																			
248	A	Clemson	71 57	1	A	Notre Dame	46 82												
13	H	Florida St.	52 56	137	H	North Carolina	78 49												
137	A	North Carolina	80 66	101	H	Virginia	63 52												
16	H	Syracuse	52 55	109	A	Virginia Tech	72 61												
115	H	Boston College	74 63	14	H	Louisville	90 92												
132	A	Wake Forest	58 63	51	A	Duke	65 62												

Non-Div I Games:

North Carolina St.

■ Loss, 
 ■ Non-Conf, S Site, 
 ■ Home 
 ■ Away 
 N Neutral

## North Dakota

Through Games Of Feb. 29, 2016

Average RPI Win:	228	WON-LOST	WINNING	LAST 10	STRENGTH OF	OPP. STRENGTH	TEAM	ADJ.	CONF.	ADJ CONF.
Average RPI Loss:	113	RECORD	PCT. RANK	GAMES	SCHEDULE	OF SCHEDULE	RPI	RPI	RPI	RPI
DIV. I ONLY	15- 12	142	9- 1	80	264	113	113	20	20	
DIV. I NON-CONF.	4- 7	222	0- 0	30	204	169	169	23	23	
TOTALS	RPI 1-25	RPI 26-50	W-L RECORDS	RPI 51-100	RPI 101-150	RPI 150+				
15- 12	0- 0	0- 0	OVERALL	0- 6	1- 4	14- 2				
9- 3	0- 0	0- 0	HOME	0- 1	1- 1	8- 1				
6- 8	0- 0	0- 0	AWAY	0- 0	0- 0	6- 0				
0- 1	0- 0	0- 0	NEUTRAL	0- 1	0- 0	0- 0				
4- 7	0- 0	0- 0	NON-CONFERENCE	0- 6	1- 1	3- 0				
4- 1	0- 0	0- 0	HOME	0- 1	1- 0	3- 0				
0- 5	0- 0	0- 0	AWAY	0- 4	0- 1	0- 0				
0- 1	0- 0	0- 0	NEUTRAL	0- 1	0- 0	0- 0				
11- 5	0- 0	0- 0	CONFERENCE	0- 0	0- 3	11- 2				
5- 2	0- 0	0- 0	HOME	0- 0	0- 1	5- 1				
6- 3	0- 0	0- 0	AWAY	0- 0	0- 2	6- 1				
0- 0	0- 0	0- 0	NEUTRAL	0- 0	0- 0	0- 0				

RPI S	Opponent	Score	RPI S	Opponent	Score	RPI S	Opponent	Score	RPI S	Opponent	Score	Team's RPI: 113
						57	H South Dakota	70 73	106	A Drake	63 73	
						63	A Iowa	61 83	107	H UNI	64 59	
						72	A Oregon	51 77	139	A Idaho	65 92	
						76	A Minnesota	47 57	139	H Idaho	59 65	
						89	N UT Martin	58 84	141	A Montana St.	61 69	
						98	A San Francisco	57 74	171	A Montana	61 59	
									172	A Sacramento St.	86 79	
									179	A Eastern Wash.	57 60	
									179	H Eastern Wash.	72 69	
									184	A Northern Colo.	59 58	
									184	H Northern Colo.	54 51	
									196	A Weber St.	85 78	
									196	H Weber St.	56 62	
									232	H Western Ill.	78 67	
									234	A Idaho St.	60 57	
									234	H Idaho St.	45 42	
									257	H Omaha	67 52	
									291	H Northern Ariz.	63 56	
									320	A Portland St.	75 62	
									324	H North Dakota St.	71 54	
									329	H Southern Utah	68 56	
LAST 12 Division I GAMES:												
			172	A Sacramento St.	86 79	234	A Idaho St.	60 57				
			320	A Portland St.	75 62	184	H Northern Colo.	54 51				
			184	A Northern Colo.	59 58	329	H Southern Utah	68 56				
			139	H Idaho	59 65	291	H Northern Ariz.	63 56				
			179	H Eastern Wash.	72 69	171	A Montana	61 59				
			196	A Weber St.	85 78	141	A Montana St.	61 69				

Non-Div I Games:

North Dakota

■ Loss, 
 ■ Non-Conf, 
 ■ S Site, 
 ■ Home 
 ■ A Away 
 N Neutral

Average RPI Win:	305	WON-LOST	WINNING	LAST 10	STRENGTH OF	OPP. STRENGTH	TEAM	ADJ.	CONF.	ADJ CONF.
Average RPI Loss:	176	RECORD	PCT. RANK	GAMES	SCHEDULE	OF SCHEDULE	RPI	RPI	RPI	RPI
DIV. I ONLY	5- 22	314	2- 8	245	270	324	324	18	18	
DIV. I NON-CONF.	3- 8	258	0- 0	273	342	302	302	19	19	
TOTALS	RPI 1-25	RPI 26-50	W-L RECORDS	RPI 51-100	RPI 101-150	RPI 150+				
5- 22	0- 0	0- 0	OVERALL	0- 6	0- 5	5- 11				
3- 9	0- 0	0- 0	HOME	0- 4	0- 2	3- 3				
1- 11	0- 0	0- 0	AWAY	0- 2	0- 3	1- 6				
1- 2	0- 0	0- 0	NEUTRAL	0- 0	0- 0	1- 2				
3- 8	0- 0	0- 0	NON-CONFERENCE	0- 2	0- 1	3- 5				
1- 3	0- 0	0- 0	HOME	0- 2	0- 0	1- 1				
1- 3	0- 0	0- 0	AWAY	0- 0	0- 1	1- 2				
1- 2	0- 0	0- 0	NEUTRAL	0- 0	0- 0	1- 2				
2- 14	0- 0	0- 0	CONFERENCE	0- 4	0- 4	2- 6				
2- 6	0- 0	0- 0	HOME	0- 2	0- 2	2- 2				
0- 8	0- 0	0- 0	AWAY	0- 2	0- 2	0- 4				
0- 0	0- 0	0- 0	NEUTRAL	0- 0	0- 0	0- 0				

RPI 1-25				RPI 26-50				RPI 51-100				RPI 101+				Team's RPI: 324	
RPI	S	Opponent	Score	RPI	S	Opponent	Score	RPI	S	Opponent	Score	RPI	S	Opponent	Score		
								57	A	South Dakota	54 80	113	A	North Dakota	54 71		
								57	H	South Dakota	94 96	114	A	IUPUI	44 67		
								59	A	South Dakota St.	47 81	114	H	IUPUI	63 64		
								59	H	South Dakota St.	63 81	145	A	Oral Roberts	58 59		
								69	H	Maine	51 82	145	H	Oral Roberts	42 52		
								97	H	New Mexico St.	69 79	165	N	Delaware	50 62		
												215	N	N.C. A&T	64 72		
													A	Western Ill.	89 100		
												232	H	Western Ill.	82 94		
												242	H	Grand Canyon	67 76		
												245	A	San Diego St.	54 64		
												257	A	Omaha	52 77		
												257	H	Omaha	74 67		
												273	N	Prairie View	79 58		
												304	A	Denver	53 64		
												304	H	Denver	45 55		
												314	A	IPFW	69 85		
												314	H	IPFW	94 85		
												322	A	Kent St.	54 75		
												337	H	Cal St. Fullerton	79 64		
												345	A	NJIT	64 59		
LAST 12 Division I GAMES:																	
				314	A	IPFW	69 85					145	A	Oral Roberts	58 59		
				232	A	Western Ill.	89 100					57	A	South Dakota	54 80		
				304	H	Denver	45 55					314	H	IPFW	94 85		
				257	H	Omaha	74 67					232	H	Western Ill.	82 94		
				114	H	IUPUI	63 64					114	A	IUPUI	44 67		
				59	A	South Dakota St.	47 81					57	H	South Dakota	94 96		

Non-Div I Games: Valley City St. 85 77 St. Mary (NE) 88 68

North Dakota St.

■ Loss, 
 ■ Non-Conf, S Site, 
 ■ Home 
 ■ Away 
 N Neutral

# North Florida

Through Games Of Feb. 29, 2016

Average RPI Win: <b>322</b>	WON-LOST	WINNING	LAST 10	STRENGTH OF	OPP. STRENGTH	TEAM	ADJ.	CONF.	ADJ CONF.
Average RPI Loss: <b>186</b>	RECORD	PCT. RANK	GAMES	SCHEDULE	OF SCHEDULE	RPI	RPI	RPI	RPI
DIV. I ONLY	5- 21	313	1- 9	257	304	325	325	29	29
DIV. I NON-CONF.	2- 10	304	0- 0	234	282	310	310	28	28
TOTALS	RPI 1-25	RPI 26-50	W-L RECORDS	RPI 51-100	RPI 101-150	RPI 150+			
5- 21	0- 1	0- 0	OVERALL	0- 4	0- 4	5- 12			
3- 10	0- 0	0- 0	HOME	0- 2	0- 1	3- 7			
2- 11	0- 1	0- 0	AWAY	0- 2	0- 3	2- 5			
0- 0	0- 0	0- 0	NEUTRAL	0- 0	0- 0	0- 0			
2- 10	0- 1	0- 0	NON-CONFERENCE	0- 2	0- 2	2- 5			
1- 5	0- 0	0- 0	HOME	0- 1	0- 0	1- 4			
1- 5	0- 1	0- 0	AWAY	0- 1	0- 2	1- 1			
0- 0	0- 0	0- 0	NEUTRAL	0- 0	0- 0	0- 0			
3- 11	0- 0	0- 0	CONFERENCE	0- 2	0- 2	3- 7			
2- 5	0- 0	0- 0	HOME	0- 1	0- 1	2- 3			
1- 6	0- 0	0- 0	AWAY	0- 1	0- 1	1- 4			
0- 0	0- 0	0- 0	NEUTRAL	0- 0	0- 0	0- 0			

RPI 1-25			RPI 26-50			RPI 51-100			RPI 101+ Team's RPI: 325		
RPI	S	Opponent	Score	RPI	S	Opponent	Score	RPI	S	Opponent	Score
13	A	Florida St.	28 <b>80</b>					58	H	Purdue	47 <b>70</b>
								61	A	FGCU	50 <b>75</b>
								61	H	FGCU	38 <b>65</b>
								90	A	Nebraska	46 <b>91</b>
								110	A	Mercer	54 <b>68</b>
								143	A	Alabama	47 <b>69</b>
								146	A	Jacksonville	51 <b>65</b>
								146	H	Jacksonville	39 <b>73</b>
								192	A	Stetson	61 <b>81</b>
								192	H	Stetson	56 <b>67</b>
								208	A	USC Upstate	54 <b>69</b>
								208	H	USC Upstate	61 <b>75</b>
								254	H	Bethune-Cookman	49 <b>53</b>
								264	H	UNCW	47 <b>63</b>
								269	A	Georgia St.	63 <b>76</b>
								270	H	Campbell	55 <b>66</b>
								289	A	Kennesaw St.	54 <b>76</b>
								289	H	Kennesaw St.	55 <b>70</b>
								292	H	Towson	74 <b>72</b>
								295	A	UMKC	62 <b>55</b>
								307	H	South Carolina St.	48 <b>53</b>
								334	A	Lipscomb	71 <b>78</b>
								334	H	Lipscomb	78 <b>70</b>
								345	A	NJIT	68 <b>51</b>
								345	H	NJIT	72 <b>49</b>
LAST 12 Division I GAMES:											
146	A	Jacksonville	51 <b>65</b>	61	A	FGCU	50 <b>75</b>				
345	H	NJIT	72 <b>49</b>	192	A	Stetson	61 <b>81</b>				
208	H	USC Upstate	61 <b>75</b>	61	H	FGCU	38 <b>65</b>				
289	A	Kennesaw St.	54 <b>76</b>	208	A	USC Upstate	54 <b>69</b>				
334	A	Lipscomb	71 <b>78</b>	345	A	NJIT	68 <b>51</b>				
192	H	Stetson	56 <b>67</b>	334	H	Lipscomb	78 <b>70</b>				

Non-Div I Games: Warner 60 51 Webber Int'l 60 **72** Trinity Baptist 97 30

North Florida

Loss, Non-Conf, S Site, H Home A Away N Neutral

## North Texas

Through Games Of Feb. 29, 2016

Average RPI Win:	198	WON-LOST	WINNING	LAST 10	STRENGTH OF	OPP. STRENGTH	TEAM	ADJ.	CONF.	ADJ CONF.
Average RPI Loss:	139	RECORD	PCT. RANK	GAMES	SCHEDULE	OF SCHEDULE	RPI	RPI	RPI	RPI
DIV. I ONLY	10- 16	242	3- 7	193	119	236	236	12	12	
DIV. I NON-CONF.	5- 5	160	0- 0	231	167	190	190	11	11	
TOTALS	RPI 1-25	RPI 26-50	W-L RECORDS	RPI 51-100	RPI 101-150	RPI 150+				
10- 16	0- 1	1- 1	OVERALL	0- 3	2- 2	7- 9				
5- 9	0- 1	0- 0	HOME	0- 3	2- 1	3- 4				
5- 7	0- 0	1- 1	AWAY	0- 0	0- 1	4- 5				
0- 0	0- 0	0- 0	NEUTRAL	0- 0	0- 0	0- 0				
5- 5	0- 0	1- 0	NON-CONFERENCE	0- 1	1- 2	3- 2				
2- 3	0- 0	0- 0	HOME	0- 1	1- 1	1- 1				
3- 2	0- 0	1- 0	AWAY	0- 0	0- 1	2- 1				
0- 0	0- 0	0- 0	NEUTRAL	0- 0	0- 0	0- 0				
5- 11	0- 1	0- 1	CONFERENCE	0- 2	1- 0	4- 7				
3- 6	0- 1	0- 0	HOME	0- 2	1- 0	2- 3				
2- 5	0- 0	0- 1	AWAY	0- 0	0- 0	2- 4				
0- 0	0- 0	0- 0	NEUTRAL	0- 0	0- 0	0- 0				

RPI 1-25				RPI 26-50				RPI 51-100				RPI 101+				Team's RPI: 236	
RPI	S	Opponent	Score	RPI	S	Opponent	Score	RPI	S	Opponent	Score	RPI	S	Opponent	Score		
22	H	UTEP	67 75	35	A	Oklahoma	61 57	60	H	Middle Tenn.	52 76	114	H	IUPUI	68 67		
				42	A	Western Ky.	53 65	77	H	Charlotte	70 82	120	A	Iona	51 62		
								98	H	San Francisco	61 69	124	H	Arizona	44 51		
												147	H	UAB	53 51		
												152	A	Southern Miss.	38 57		
												152	H	Southern Miss.	57 55		
												154	H	Old Dominion	48 65		
												155	A	Marshall	71 63		
												168	A	Louisiana Tech	71 77		
												168	H	Louisiana Tech	67 78		
												178	A	Fla. Atlantic	61 71		
												191	H	SMU	60 57		
												196	H	Weber St.	38 45		
												214	A	Texas St.	62 64		
												225	A	Rice	97 100		
												225	H	Rice	73 79		
												263	H	UTSA	68 58		
												277	A	La Salle	69 63		
												309	A	FIU	58 40		
												335	A	Incarinate Word	62 55		
LAST 12 Division I GAMES:																	
152	H	Southern Miss.	57 55	168	A	Louisiana Tech	71 77										
168	H	Louisiana Tech	67 78	152	A	Southern Miss.	38 57										
178	A	Fla. Atlantic	61 71	225	H	Rice	73 79										
309	A	FIU	58 40	147	H	UAB	53 51										
77	H	Charlotte	70 82	60	H	Middle Tenn.	52 76										
154	H	Old Dominion	48 65	42	A	Western Ky.	53 65										

Non-Div I Games:

North Texas

■ Loss, 
■ Non-Conf, S Site, 
■ Home 
■ Away 
N Neutral

Non-Conference				Through Games Of Feb. 19, 1910						
Average RPI Win:	213	WON-LOST	WINNING	LAST 10	STRENGTH OF	OPP. STRENGTH	TEAM	ADJ.	CONF.	ADJ CONF.
Average RPI Loss:	113	RECORD	PCT. RANK	GAMES	SCHEDULE	OF SCHEDULE	RPI	RPI	RPI	RPI
DIV. I ONLY	14- 14	167	7- 3	136	144	159	159	13	13	
DIV. I NON-CONF.	5- 6	180	0- 0	116	203	176	176	10	10	
TOTALS	RPI 1-25	RPI 26-50	W-L RECORDS	RPI 51-100	RPI 101-150	RPI 150+				
14- 14	0- 1	0- 3	OVERALL	3- 4	0- 2	11- 4				
6- 8	0- 1	0- 1	HOME	1- 3	0- 1	5- 2				
8- 4	0- 0	0- 1	AWAY	2- 1	0- 0	6- 2				
0- 2	0- 0	0- 1	NEUTRAL	0- 0	0- 1	0- 0				
5- 6	0- 1	0- 1	NON-CONFERENCE	1- 1	0- 2	4- 1				
2- 4	0- 1	0- 0	HOME	1- 1	0- 1	1- 1				
3- 0	0- 0	0- 0	AWAY	0- 0	0- 0	3- 0				
0- 2	0- 0	0- 1	NEUTRAL	0- 0	0- 1	0- 0				
9- 8	0- 0	0- 2	CONFERENCE	2- 3	0- 0	7- 3				
4- 4	0- 0	0- 1	HOME	0- 2	0- 0	4- 1				
5- 4	0- 0	0- 1	AWAY	2- 1	0- 0	3- 2				
0- 0	0- 0	0- 0	NEUTRAL	0- 0	0- 0	0- 0				

RPI 1-25				RPI 26-50				RPI 51-100				RPI 101+				Team's RPI: 159	
RPI	S	Opponent	Score	RPI	S	Opponent	Score	RPI	S	Opponent	Score	RPI	S	Opponent	Score		
21	H	Michigan St.	51 77	39	A	James Madison	62 85	69	H	Maine	56 44	115	H	Boston College	45 71		
				39	H	James Madison	52 61	75	A	Hofstra	50 75	128	N	Fresno St.	55 69		
				41	N	Missouri	56 69	81	A	Drexel	73 65	165	A	Delaware	52 59		
								81	H	Drexel	49 53	165	H	Delaware	57 54		
								82	H	Quinnipiac	60 71	198	A	William & Mary	62 69		
								93	A	Elon	67 61	198	H	William & Mary	69 68		
								93	H	Elon	54 56	210	H	Canisius	57 68		
												226	A	Siena	70 67		
												227	A	Col. of Charleston	52 49		
												227	H	Col. of Charleston	78 66		
												239	A	New Hampshire	66 54		
												264	A	UNCW	72 66		
												264	H	UNCW	69 52		
												287	H	UMES	60 49		
												292	A	Towson	81 63		
												292	H	Towson	71 72		
												344	A	Boston U.	77 44		
LAST 12 Division I GAMES:																	
292	A	Towson	81 63	39	H	James Madison	52 61										
227	H	Col. of Charleston	78 66	227	A	Col. of Charleston	52 49										
264	H	UNCW	69 52	198	A	William & Mary	62 69										
165	H	Delaware	57 54	93	H	Elon	54 56										
93	A	Elon	67 61	81	H	Drexel	49 53										
264	A	UNCW	72 66	75	A	Hofstra	50 75										

Non-Div I Games:

Northeastern

Loss, Non-Conf, S Site, H Home A Away N Neutral



Average RPI Win:	297	WON-LOST	WINNING	LAST 10	STRENGTH OF	OPP. STRENGTH	TEAM	ADJ.	CONF.	ADJ CONF.
Average RPI Loss:	156	RECORD	PCT. RANK	GAMES	SCHEDULE	OF SCHEDULE	RPI	RPI	RPI	RPI
DIV. I ONLY	4- 21	322	1- 9	89	313	291	291	20	20	
DIV. I NON-CONF.	2- 7	280	0- 0	114	212	228	228	23	23	
TOTALS	RPI 1-25	RPI 26-50	W-L RECORDS	RPI 51-100	RPI 101-150	RPI 150+				
4- 21	0- 1	0- 0	OVERALL	0- 2	0- 8	4- 10				
3- 6	0- 0	0- 0	HOME	0- 0	0- 3	3- 3				
1- 14	0- 1	0- 0	AWAY	0- 2	0- 4	1- 7				
0- 1	0- 0	0- 0	NEUTRAL	0- 0	0- 1	0- 0				
2- 7	0- 1	0- 0	NON-CONFERENCE	0- 2	0- 3	2- 1				
1- 1	0- 0	0- 0	HOME	0- 0	0- 1	1- 0				
1- 5	0- 1	0- 0	AWAY	0- 2	0- 1	1- 1				
0- 1	0- 0	0- 0	NEUTRAL	0- 0	0- 1	0- 0				
2- 14	0- 0	0- 0	CONFERENCE	0- 0	0- 5	2- 9				
2- 5	0- 0	0- 0	HOME	0- 0	0- 2	2- 3				
0- 9	0- 0	0- 0	AWAY	0- 0	0- 3	0- 6				
0- 0	0- 0	0- 0	NEUTRAL	0- 0	0- 0	0- 0				

RPI 1-25				RPI 26-50				RPI 51-100				RPI 101+ Team's RPI: 291			
RPI	S	Opponent	Score	RPI	S	Opponent	Score	RPI	S	Opponent	Score	RPI	S	Opponent	Score
22	A	UTEP	66 77					90	A	Nebraska	67 90	111	A	Iowa St.	63 79
								97	A	New Mexico St.	53 87	113	A	North Dakota	56 63
												123	H	Hawaii	52 61
												135	N	Long Beach St.	48 69
												139	A	Idaho	59 76
												139	H	Idaho	51 72
												141	A	Montana St.	77 86
												141	H	Montana St.	72 83
												171	A	Montana	58 81
												171	H	Montana	57 61
												179	A	Eastern Wash.	65 72
												179	H	Eastern Wash.	71 81
												184	A	Northern Colo.	55 79
												189	A	Colorado	66 90
												196	A	Weber St.	88 95
												196	H	Weber St.	56 76
												234	A	Idaho St.	61 71
												234	H	Idaho St.	63 62
												285	H	Lamar	75 63
												329	A	Southern Utah	68 73
												329	H	Southern Utah	57 48
												340	A	UC Irvine	71 55
LAST 12 Division I GAMES:															
329	A	Southern Utah	68 73	179	A	Eastern Wash.	65 72	234	H	Idaho St.	63 62				
196	A	Weber St.	88 95	196	H	Weber St.	56 76	184	A	Northern Colo.	55 79				
234	A	Idaho St.	61 71	113	A	North Dakota	56 63	179	H	Eastern Wash.	71 81				
171	H	Montana	57 61												
141	H	Montana St.	72 83												
139	A	Idaho	59 76												

Non-Div I Games: N.M. Highlands 91 43 Dixie St. 68 66

Northern Ariz.

Loss, Non-Conf, S Site, H Home A Away N Neutral

Average RPI Win: <b>240</b>	WON-LOST	WINNING	LAST 10	STRENGTH OF	OPP. STRENGTH	TEAM	ADJ.	CONF.	ADJ CONF.
Average RPI Loss: <b>142</b>	RECORD	PCT. RANK	GAMES	SCHEDULE	OF SCHEDULE	RPI	RPI	RPI	RPI
DIV. I ONLY	11- 14	210	5- 5	146	236	184	184	20	20
DIV. I NON-CONF.	4- 5	193	0- 0	168	116	171	171	23	23
TOTALS	RPI 1-25	RPI 26-50	W-L RECORDS	RPI 51-100	RPI 101-150	RPI 150+			
11- 14	0- 0	0- 2	OVERALL	0- 1	2- 4	9- 7			
6- 4	0- 0	0- 2	HOME	0- 0	1- 1	5- 1			
3- 10	0- 0	0- 0	AWAY	0- 1	0- 3	3- 6			
2- 0	0- 0	0- 0	NEUTRAL	0- 0	1- 0	1- 0			
4- 5	0- 0	0- 2	NON-CONFERENCE	0- 1	1- 0	3- 2			
1- 2	0- 0	0- 2	HOME	0- 0	0- 0	1- 0			
1- 3	0- 0	0- 0	AWAY	0- 1	0- 0	1- 2			
2- 0	0- 0	0- 0	NEUTRAL	0- 0	1- 0	1- 0			
7- 9	0- 0	0- 0	CONFERENCE	0- 0	1- 4	6- 5			
5- 2	0- 0	0- 0	HOME	0- 0	1- 1	4- 1			
2- 7	0- 0	0- 0	AWAY	0- 0	0- 3	2- 4			
0- 0	0- 0	0- 0	NEUTRAL	0- 0	0- 0	0- 0			

RPI S	Opponent	Score	RPI S	Opponent	Score	RPI S	Opponent	Score	RPI S	Opponent	Score	Team's RPI: 184
45	H Colorado St.	46 62	59	A South Dakota St.	62 66	113	A North Dakota	51 54	113	H North Dakota	58 59	
50	H St. Mary's (CA)	52 65				125	N Akron	78 65	139	A Idaho	56 66	
						139	H Idaho	70 68	141	A Montana St.	58 66	
						171	A Montana	46 58	172	A Sacramento St.	72 83	
						179	A Eastern Wash.	55 59	179	H Eastern Wash.	57 66	
						189	A Colorado	41 63	196	A Weber St.	79 82	
						196	H Weber St.	65 63	218	H Utah St.	74 60	
						234	A Idaho St.	61 59	234	H Idaho St.	48 47	
						242	A Grand Canyon	59 69	252	N Valparaiso	77 63	
						291	H Northern Ariz.	79 55	304	A Denver	60 51	
						320	A Portland St.	70 59	329	H Southern Utah	64 44	
LAST 12 Division I GAMES:												
320	A Portland St.	70 59	196	A Weber St.	79 82							
172	A Sacramento St.	72 83	113	A North Dakota	51 54							
113	H North Dakota	58 59	291	H Northern Ariz.	79 55							
179	H Eastern Wash.	57 66	329	H Southern Utah	64 44							
139	H Idaho	70 68	141	A Montana St.	58 66							
234	A Idaho St.	61 59	171	A Montana	46 58							

Non-Div I Games: Western St. 101 48

Northern Colo.

Average RPI Win: <b>240</b>	WON-LOST	WINNING	LAST 10	STRENGTH OF	OPP. STRENGTH	TEAM	ADJ.	CONF.	ADJ CONF.
Average RPI Loss: <b>140</b>	RECORD	PCT. RANK	GAMES	SCHEDULE	OF SCHEDULE	RPI	RPI	RPI	RPI
DIV. I ONLY	10- 16	242	3- 5	253	154	251	251	11	11
DIV. I NON-CONF.	6- 4	125	1- 0	348	265	251	251	13	13
TOTALS	RPI 1-25	RPI 26-50	W-L RECORDS	RPI 51-100	RPI 101-150	RPI 150+			
10- 16	0- 0	0- 2	OVERALL	0- 5	4- 4	6- 5			
5- 6	0- 0	0- 1	HOME	0- 3	2- 1	3- 1			
3- 9	0- 0	0- 1	AWAY	0- 2	2- 3	1- 3			
2- 1	0- 0	0- 0	NEUTRAL	0- 0	0- 0	2- 1			
6- 4	0- 0	0- 0	NON-CONFERENCE	0- 0	1- 2	5- 2			
3- 0	0- 0	0- 0	HOME	0- 0	1- 0	2- 0			
1- 3	0- 0	0- 0	AWAY	0- 0	0- 2	1- 1			
2- 1	0- 0	0- 0	NEUTRAL	0- 0	0- 0	2- 1			
4- 12	0- 0	0- 2	CONFERENCE	0- 5	3- 2	1- 3			
2- 6	0- 0	0- 1	HOME	0- 3	1- 1	1- 1			
2- 6	0- 0	0- 1	AWAY	0- 2	2- 1	0- 2			
0- 0	0- 0	0- 0	NEUTRAL	0- 0	0- 0	0- 0			

RPI S	Opponent	Score	RPI S	Opponent	Score	RPI S	Opponent	Score	RPI S	Opponent	Score	Team's RPI: 251
43	A Ohio	70 <b>95</b>	43	H Ohio	47 <b>72</b>	62	H Ball St.	57 <b>73</b>	103	A Toledo	59 <b>66</b>	
						73	A Central Mich.	63 <b>95</b>	103	H Toledo	83 <b>89</b>	
						73	H Central Mich.	67 <b>73</b>	106	H Drake	87 73	
						86	A Eastern Mich.	60 <b>84</b>	118	H Buffalo	76 74	
						86	H Eastern Mich.	80 <b>87</b>	125	A Akron	65 58	
									138	A Western Mich.	80 70	
									148	A SIUE	67 <b>93</b>	
									149	A Milwaukee	58 <b>73</b>	
									177	A Wisconsin	62 <b>89</b>	
									237	N Kansas	58 <b>66</b>	
									258	H Bowling Green	43 <b>58</b>	
									276	A Miami (OH)	60 <b>66</b>	
									276	H Miami (OH)	92 73	
									300	H Bradley	68 64	
									322	A Kent St.	85 <b>95</b>	
									323	N Illinois St.	68 59	
									337	N Cal St. Fullerton	72 49	
									339	H Eastern Ill.	79 63	
									341	A Chicago St.	68 50	
LAST 12 Division I GAMES:												
337	N	Cal St. Fullerton	72	49	276	H	Miami (OH)	92	73			
103	H	Toledo	83	<b>89</b>	43	A	Ohio	70	<b>95</b>			
138	A	Western Mich.	80	70	118	H	Buffalo	76	74			
86	A	Eastern Mich.	60	<b>84</b>	322	A	Kent St.	85	<b>95</b>			
62	H	Ball St.	57	<b>73</b>	43	H	Ohio	47	<b>72</b>			
73	H	Central Mich.	67	<b>73</b>	258	H	Bowling Green	43	<b>58</b>			

Non-Div I Games: Wis. Lutheran 69 42

Northern Ill.

■ Loss, 
 ■ Non-Conf, 
 ■ S Site, 
 ■ Home 
 ■ A Away 
 N Neutral

Average RPI Win: <b>219</b>	WON-LOST	WINNING	LAST 10	STRENGTH OF	OPP. STRENGTH	TEAM	ADJ.	CONF.	ADJ CONF.
Average RPI Loss: <b>119</b>	RECORD	PCT. RANK	GAMES	SCHEDULE	OF SCHEDULE	RPI	RPI	RPI	RPI
DIV. I ONLY	<b>14- 11</b>	<b>139</b>	<b>6- 4</b>	<b>154</b>	<b>156</b>	<b>140</b>	<b>140</b>	<b>14</b>	<b>14</b>
DIV. I NON-CONF.	<b>6- 3</b>	<b>99</b>	<b>0- 0</b>	<b>264</b>	<b>131</b>	<b>164</b>	<b>164</b>	<b>16</b>	<b>16</b>
TOTALS	RPI 1-25	RPI 26-50	W-L RECORDS	RPI 51-100	RPI 101-150	RPI 150+			
14- 11	0- 3	0- 0	OVERALL	1- 0	2- 6	11- 2			
7- 6	0- 2	0- 0	HOME	1- 0	1- 3	5- 1			
7- 5	0- 1	0- 0	AWAY	0- 0	1- 3	6- 1			
0- 0	0- 0	0- 0	NEUTRAL	0- 0	0- 0	0- 0			
6- 3	0- 1	0- 0	NON-CONFERENCE	1- 0	0- 1	5- 1			
4- 2	0- 1	0- 0	HOME	1- 0	0- 1	3- 0			
2- 1	0- 0	0- 0	AWAY	0- 0	0- 0	2- 1			
0- 0	0- 0	0- 0	NEUTRAL	0- 0	0- 0	0- 0			
8- 8	0- 2	0- 0	CONFERENCE	0- 0	2- 5	6- 1			
3- 4	0- 1	0- 0	HOME	0- 0	1- 2	2- 1			
5- 4	0- 1	0- 0	AWAY	0- 0	1- 3	4- 0			
0- 0	0- 0	0- 0	NEUTRAL	0- 0	0- 0	0- 0			

RPI 1-25				RPI 26-50				RPI 51-100				RPI 101+ Team's RPI: 140			
RPI	S	Opponent	Score	RPI	S	Opponent	Score	RPI	S	Opponent	Score	RPI	S	Opponent	Score
12	H	Kentucky	65 <b>84</b>					96	H	Marquette	83 78	105	A	Wright St.	61 <b>66</b>
20	A	Green Bay	40 <b>52</b>									105	H	Wright St.	65 <b>76</b>
20	H	Green Bay	73 <b>81</b>									125	H	Akron	75 <b>77</b>
												126	A	Youngstown St.	88 77
												149	A	Milwaukee	71 <b>78</b>
												149	H	Milwaukee	60 <b>86</b>
												150	A	Detroit	65 <b>66</b>
												150	H	Detroit	81 60
												202	A	Robert Morris	72 70
												212	A	Oakland	75 71
												212	H	Oakland	80 64
												217	H	Indiana St.	73 67
												221	A	Cincinnati	68 <b>71</b>
												230	A	Ill.-Chicago	72 61
												230	H	Ill.-Chicago	55 53
												252	A	Valparaiso	68 50
												252	H	Valparaiso	60 <b>61</b>
												274	A	Cleveland St.	83 51
												276	A	Miami (OH)	71 57
												280	H	Tennessee Tech	88 62
												314	H	IPFW	77 64
LAST 12 Division I GAMES:															
20	A	Green Bay	40 <b>52</b>	230	A	Ill.-Chicago	72 61								
149	A	Milwaukee	71 <b>78</b>	126	A	Youngstown St.	88 77								
212	H	Oakland	80 64	274	A	Cleveland St.	83 51								
150	H	Detroit	81 60	149	H	Milwaukee	60 <b>86</b>								
105	H	Wright St.	65 <b>76</b>	20	H	Green Bay	73 <b>81</b>								
252	A	Valparaiso	68 50	150	A	Detroit	65 <b>66</b>								

Non-Div I Games: West Virginia St. 92 47 Ind.-Kokomo 104 33

Northern Ky.

■ Loss, 
 ■ Non-Conf, S Site, 
 ■ Home 
 ■ Away 
 N Neutral

## Northwestern

Through Games Of Feb. 29, 2016

Average RPI Win:	178	WON-LOST	WINNING	LAST 10	STRENGTH OF	OPP. STRENGTH	TEAM	ADJ.	CONF.	ADJ CONF.
Average RPI Loss:	56	RECORD	PCT. RANK	GAMES	SCHEDULE	OF SCHEDULE	RPI	RPI	RPI	RPI
DIV. I ONLY	15- 15	167	2- 8	70	63	117	117	5	5	
DIV. I NON-CONF.	11- 1	16	0- 0	221	251	64	64	4	4	
TOTALS	RPI 1-25	RPI 26-50	W-L RECORDS	RPI 51-100	RPI 101-150	RPI 150+				
15- 15	1- 5	0- 1	OVERALL	1- 7	4- 2	9- 0				
8- 8	1- 2	0- 1	HOME	1- 4	2- 1	4- 0				
4- 7	0- 0	0- 0	AWAY	0- 0	1- 1	3- 0				
3- 0	0- 0	0- 0	NEUTRAL	0- 0	1- 0	2- 0				
11- 1	0- 1	0- 0	NON-CONFERENCE	0- 0	4- 0	7- 0				
6- 1	0- 1	0- 0	HOME	0- 0	2- 0	4- 0				
2- 0	0- 0	0- 0	AWAY	0- 0	1- 0	1- 0				
3- 0	0- 0	0- 0	NEUTRAL	0- 0	1- 0	2- 0				
4- 14	1- 4	0- 1	CONFERENCE	1- 7	0- 2	2- 0				
2- 7	1- 1	0- 1	HOME	1- 4	0- 1	0- 0				
2- 7	0- 3	0- 0	AWAY	0- 3	0- 1	2- 0				
0- 0	0- 0	0- 0	NEUTRAL	0- 0	0- 0	0- 0				

RPI	S	Opponent	Score	RPI	S	Opponent	Score	RPI	S	Opponent	Score	RPI	S	Opponent	Score	Team's RPI: 117
5	A	Ohio St.	73 76	40	H	Indiana	84 91	54	A	Rutgers	59 61	127	A	Penn St.	72 79	
5	H	Ohio St.	86 82					58	H	Purdue	71 85	127	H	Penn St.	54 73	
11	A	Maryland	62 80					63	H	Iowa	64 79	131	N	Creighton	75 52	
11	H	Maryland	70 79					68	H	Michigan	65 70	137	A	North Carolina	85 72	
19	H	DePaul	64 77					76	A	Minnesota	92 95	138	H	Western Mich.	86 62	
21	A	Michigan St.	51 74					76	H	Minnesota	106 112	149	H	Milwaukee	69 44	
								90	A	Nebraska	67 76	161	N	East Carolina	78 75	
								90	H	Nebraska	85 62	163	A	Illinois	69 59	
												173	A	Loyola Chicago	81 72	
												177	A	Wisconsin	71 53	
												179	N	Eastern Wash.	74 70	
												234	H	Idaho St.	72 36	
												295	H	UMKC	80 38	
												301	H	Alcorn	91 47	
												332	H	Howard	89 49	
LAST 12 Division I GAMES:																
90	A	Nebraska	67 76	76	H	Minnesota	106 112									
68	H	Michigan	65 70	163	A	Illinois	69 59									
177	A	Wisconsin	71 53	63	H	Iowa	64 79									
127	H	Penn St.	54 73	5	A	Ohio St.	73 76									
11	H	Maryland	70 79	40	H	Indiana	84 91									
54	A	Rutgers	59 61	76	A	Minnesota	92 95									

Non-Div I Games:

Northwestern

■ Loss, 
■ Non-Conf, S Site, 
■ Home 
■ Away 
N Neutral

Average RPI Win:	264	WON-LOST	WINNING	LAST 10	STRENGTH OF	OPP. STRENGTH	TEAM	ADJ.	CONF.	ADJ CONF.
Average RPI Loss:	128	RECORD	PCT. RANK	GAMES	SCHEDULE	OF SCHEDULE	RPI	RPI	RPI	RPI
DIV. I ONLY	13- 10	137	6- 4	122	309	122	122	26	26	
DIV. I NON-CONF.	2- 5	253	0- 0	4	281	126	126	26	26	
TOTALS	RPI 1-25	RPI 26-50	W-L RECORDS	RPI 51-100	RPI 101-150	RPI 150+				
13- 10	0- 2	0- 0	OVERALL	0- 2	1- 2	12- 4				
9- 1	0- 0	0- 0	HOME	0- 0	0- 1	9- 0				
4- 8	0- 1	0- 0	AWAY	0- 0	1- 0	3- 0				
0- 1	0- 0	0- 0	NEUTRAL	0- 0	0- 1	0- 0				
2- 5	0- 2	0- 0	NON-CONFERENCE	0- 1	0- 1	2- 1				
2- 0	0- 0	0- 0	HOME	0- 0	0- 0	2- 0				
0- 4	0- 2	0- 0	AWAY	0- 1	0- 0	0- 1				
0- 1	0- 0	0- 0	NEUTRAL	0- 0	0- 1	0- 0				
11- 5	0- 0	0- 0	CONFERENCE	0- 1	1- 1	10- 3				
7- 1	0- 0	0- 0	HOME	0- 0	0- 1	7- 0				
4- 4	0- 0	0- 0	AWAY	0- 1	1- 0	3- 3				
0- 0	0- 0	0- 0	NEUTRAL	0- 0	0- 0	0- 0				

RPI 1-25				RPI 26-50				RPI 51-100				RPI 101+ Team's RPI: 122			
RPI	S	Opponent	Score	RPI	S	Opponent	Score	RPI	S	Opponent	Score	RPI	S	Opponent	Score
2	A	Baylor	44 86					74	A	Abilene Christian	46 67	112	A	Central Ark.	60 56
6	A	Texas	33 86					97	A	New Mexico St.	54 65	112	H	Central Ark.	49 74
												135	N	Long Beach St.	59 60
												153	A	McNeese St.	74 78
												153	H	McNeese St.	85 64
												190	H	Grambling	71 62
												191	A	SMU	36 74
												203	A	Stephen F. Austin	52 68
												228	H	Sam Houston St.	69 49
												244	H	Houston Baptist	55 44
												285	A	Lamar	73 51
												308	A	Southeastern La.	73 58
												308	H	Southeastern La.	82 62
												311	A	Nicholls St.	61 70
												311	H	Nicholls St.	66 62
												313	H	Jackson St.	59 54
												315	H	A&M-Corpus Christi	60 43
												330	H	New Orleans	70 53
												335	A	Incarinate Word	53 48
LAST 12 Division I GAMES:															
308	A	Southeastern La.	73 58	308	H	Southeastern La.	82 62								
330	H	New Orleans	70 53	112	H	Central Ark.	49 74								
311	H	Nicholls St.	66 62	153	A	McNeese St.	74 78								
153	H	McNeese St.	85 64	311	A	Nicholls St.	61 70								
112	A	Central Ark.	60 56	285	A	Lamar	73 51								
203	A	Stephen F. Austin	52 68	315	H	A&M-Corpus Christi	60 43								

Non-Div I Games: LeTourneau 73 44 Xavier (LA) 73 57 LSU-Alexandria 94 65 Central Baptist 86 56 Northwestern St.

Loss, Non-Conf, S Site, H Home A Away N Neutral

Non-Conference				Through Games Of Feb. 19, 1918						
Average RPI Win:	88	WON-LOST	WINNING	LAST 10	STRENGTH OF	OPP. STRENGTH	TEAM	ADJ.	CONF.	ADJ CONF.
Average RPI Loss:	3	RECORD	PCT. RANK	GAMES	SCHEDULE	OF SCHEDULE	RPI	RPI	RPI	RPI
DIV. I ONLY	28- 1	3	10- 0	4	8	1	1	4	4	
DIV. I NON-CONF.	12- 1	9	1- 0	7	2	2	2	5	5	
TOTALS	RPI 1-25	RPI 26-50	W-L RECORDS	RPI 51-100	RPI 101-150	RPI 150+				
28- 1	7- 1	3- 0	OVERALL	7- 0	8- 0	3- 0				
14- 0	4- 0	3- 0	HOME	2- 0	4- 0	1- 0				
12- 1	2- 1	0- 0	AWAY	5- 0	4- 0	1- 0				
2- 0	1- 0	0- 0	NEUTRAL	0- 0	0- 0	1- 0				
12- 1	4- 1	1- 0	NON-CONFERENCE	4- 0	1- 0	2- 0				
6- 0	3- 0	1- 0	HOME	1- 0	1- 0	0- 0				
4- 1	0- 1	0- 0	AWAY	3- 0	0- 0	1- 0				
2- 0	1- 0	0- 0	NEUTRAL	0- 0	0- 0	1- 0				
16- 0	3- 0	2- 0	CONFERENCE	3- 0	7- 0	1- 0				
8- 0	1- 0	2- 0	HOME	1- 0	3- 0	1- 0				
8- 0	2- 0	0- 0	AWAY	2- 0	4- 0	0- 0				
0- 0	0- 0	0- 0	NEUTRAL	0- 0	0- 0	0- 0				

RPI 1-25				Team's RPI: 1				RPI 26-50				RPI 51-100				RPI 101+			
RPI	S	Opponent	Score	RPI	S	Opponent	Score	RPI	S	Opponent	Score	RPI	S	Opponent	Score	RPI	S	Opponent	Score
3	A	UConn	81 91	27	H	Tennessee	79 66	51	A	Duke	68 61	101	A	Virginia	74 46				
5	H	Ohio St.	75 72	33	H	Miami (FL)	90 69	59	A	South Dakota St.	75 64	103	H	Toledo	74 39				
9	H	Oregon St.	62 61	48	H	North Carolina St.	82 46	70	A	Georgia Tech	54 42	109	H	Virginia Tech	80 41				
10	N	UCLA	92 84					70	H	Georgia Tech	85 76	115	A	Boston College	63 50				
13	A	Florida St.	73 66					85	H	Bucknell	85 54	115	H	Boston College	70 58				
14	A	Louisville	66 61					88	A	TCU	88 72	130	A	Pittsburgh	65 55				
16	H	Syracuse	90 62					99	A	Saint Joseph's	91 55	132	A	Wake Forest	86 52				
19	H	DePaul	95 90									137	H	North Carolina	88 54				
																248	H	Clemson	71 52
																252	A	Valparaiso	110 54
																304	N	Denver	94 52

Non-Div I Games:

Notre Dame

Average RPI Win:	247	WON-LOST	WINNING	LAST 10	STRENGTH OF	OPP. STRENGTH	TEAM	ADJ.	CONF.	ADJ CONF.
Average RPI Loss:	149	RECORD	PCT. RANK	GAMES	SCHEDULE	OF SCHEDULE	RPI	RPI	RPI	RPI
DIV. I ONLY	12- 13	188	4- 6	275	180	212	212	14	14	
DIV. I NON-CONF.	6- 3	99	0- 0	340	305	223	223	16	16	
TOTALS	RPI 1-25	RPI 26-50	W-L RECORDS	RPI 51-100	RPI 101-150	RPI 150+				
12- 13	1- 1	0- 0	OVERALL	0- 1	1- 8	10- 3				
5- 6	0- 1	0- 0	HOME	0- 1	0- 4	5- 0				
7- 7	1- 0	0- 0	AWAY	0- 0	1- 4	5- 3				
0- 0	0- 0	0- 0	NEUTRAL	0- 0	0- 0	0- 0				
6- 3	0- 1	0- 0	NON-CONFERENCE	0- 1	0- 0	6- 1				
2- 2	0- 1	0- 0	HOME	0- 1	0- 0	2- 0				
4- 1	0- 0	0- 0	AWAY	0- 0	0- 0	4- 1				
0- 0	0- 0	0- 0	NEUTRAL	0- 0	0- 0	0- 0				
6- 10	1- 0	0- 0	CONFERENCE	0- 0	1- 8	4- 2				
3- 4	0- 0	0- 0	HOME	0- 0	0- 4	3- 0				
3- 6	1- 0	0- 0	AWAY	0- 0	1- 4	1- 2				
0- 0	0- 0	0- 0	NEUTRAL	0- 0	0- 0	0- 0				

RPI 1-25				RPI 26-50				RPI 51-100				RPI 101+ Team's RPI: 212			
RPI	S	Opponent	Score	RPI	S	Opponent	Score	RPI	S	Opponent	Score	RPI	S	Opponent	Score
20	A	Green Bay	58 56					73	H	Central Mich.	87 110	105	A	Wright St.	63 79
21	H	Michigan St.	62 82									105	H	Wright St.	72 77
												126	A	Youngstown St.	63 67
												126	H	Youngstown St.	77 96
												140	A	Northern Ky.	64 80
												140	H	Northern Ky.	71 75
												149	A	Milwaukee	64 77
												150	A	Detroit	79 73
												150	H	Detroit	77 82
												229	H	Dartmouth	78 60
												230	A	Ill.-Chicago	78 76
												230	H	Ill.-Chicago	78 73
												252	A	Valparaiso	66 81
												252	H	Valparaiso	87 77
												274	A	Cleveland St.	75 88
												274	H	Cleveland St.	79 69
												276	A	Miami (OH)	54 65
												282	A	Vermont	74 68
												296	A	Niagara	77 67
												314	H	IPFW	81 74
												341	A	Chicago St.	74 51
												347	A	Norfolk St.	83 73
LAST 12 Division I GAMES:															
150	H	Detroit	77 82	126	A	Youngstown St.	63 67								
140	A	Northern Ky.	64 80	149	A	Milwaukee	64 77								
105	A	Wright St.	63 79	20	A	Green Bay	58 56								
230	H	Ill.-Chicago	78 73	150	A	Detroit	79 73								
252	H	Valparaiso	87 77	105	H	Wright St.	72 77								
274	A	Cleveland St.	75 88	140	H	Northern Ky.	71 75								

Non-Div I Games: Rochester College 83 49 Mich.-Dearborn 123 38

Oakland

Loss, Non-Conf, S Site, H Home A Away N Neutral



Average RPI Win:	179	WON-LOST	WINNING	LAST 10	STRENGTH OF	OPP. STRENGTH	TEAM	ADJ.	CONF.	ADJ CONF.
Average RPI Loss:	100	RECORD	PCT. RANK	GAMES	SCHEDULE	OF SCHEDULE	RPI	RPI	RPI	RPI
DIV. I ONLY	22- 5	24	8- 2	152	106	43	43	11	11	
DIV. I NON-CONF.	8- 3	77	0- 0	198	54	66	66	13	13	
TOTALS	RPI 1-25	RPI 26-50	W-L RECORDS	RPI 51-100	RPI 101-150	RPI 150+				
22- 5	0- 1	1- 0	OVERALL	6- 1	4- 2	11- 1				
10- 1	0- 0	0- 0	HOME	3- 0	2- 1	5- 0				
8- 4	0- 0	0- 0	AWAY	2- 1	2- 0	4- 0				
4- 0	0- 0	1- 0	NEUTRAL	1- 0	0- 0	2- 0				
8- 3	0- 1	1- 0	NON-CONFERENCE	2- 1	0- 0	5- 1				
3- 0	0- 0	0- 0	HOME	1- 0	0- 0	2- 0				
1- 3	0- 1	0- 0	AWAY	0- 1	0- 0	1- 1				
4- 0	0- 0	1- 0	NEUTRAL	1- 0	0- 0	2- 0				
14- 2	0- 0	0- 0	CONFERENCE	4- 0	4- 2	6- 0				
7- 1	0- 0	0- 0	HOME	2- 0	2- 1	3- 0				
7- 1	0- 0	0- 0	AWAY	2- 0	2- 1	3- 0				
0- 0	0- 0	0- 0	NEUTRAL	0- 0	0- 0	0- 0				

RPI 1-25				RPI 26-50				Team's RPI: 43				RPI 51-100				RPI 101+			
RPI	S	Opponent	Score	RPI	S	Opponent	Score	RPI	S	Opponent	Score	RPI	S	Opponent	Score	RPI	S	Opponent	Score
23	A	Duquesne	47 64	40	N	Indiana	63 56	60	H	Middle Tenn.	72 49	103	A	Toledo	77 57				
								61	N	FGCU	69 57	118	A	Buffalo	43 51				
								62	A	Ball St.	68 67	118	H	Buffalo	58 70				
								62	H	Ball St.	73 48	125	A	Akron	101 73				
								73	H	Central Mich.	86 84	125	H	Akron	75 55				
								79	A	Vanderbilt	59 62	138	H	Western Mich.	73 63				
								86	A	Eastern Mich.	71 64	161	N	East Carolina	64 61				
												163	A	Illinois	53 62				
												251	A	Northern Ill.	72 47				
												251	H	Northern Ill.	95 70				
												258	A	Bowling Green	72 57				
												262	H	Saint Francis (PA)	91 65				
												264	A	UNCW	75 59				
												276	H	Miami (OH)	72 44				
												314	H	IPFW	79 52				
												322	A	Kent St.	93 54				
												322	H	Kent St.	86 52				
												327	N	Winthrop	75 54				
LAST 12 Division I GAMES:																			
118	H	Buffalo	58 70	118	A	Buffalo	43 51												
322	H	Kent St.	86 52	62	A	Ball St.	68 67												
125	A	Akron	101 73	125	H	Akron	75 55												
276	H	Miami (OH)	72 44	251	A	Northern Ill.	72 47												
103	A	Toledo	77 57	322	A	Kent St.	93 54												
251	H	Northern Ill.	95 70	73	H	Central Mich.	86 84												

Non-Div I Games:

Ohio

■ Loss, 
 ■ Non-Conf, S Site, 
 ■ Home 
 ■ Away 
 N Neutral

Average RPI Win:	102	WON-LOST	WINNING	LAST 10	STRENGTH OF	OPP. STRENGTH	TEAM	ADJ.	CONF.	ADJ CONF.
Average RPI Loss:	37	RECORD	PCT. RANK	GAMES	SCHEDULE	OF SCHEDULE	RPI	RPI	RPI	RPI
DIV. I ONLY	23- 6	30	8- 2	3	18	5	5	5	5	5
DIV. I NON-CONF.	8- 3	77	0- 0	5	31	7	7	4	4	4
TOTALS	RPI 1-25	RPI 26-50	W-L RECORDS	RPI 51-100	RPI 101-150	RPI 150+				
23- 6	4- 4	2- 0	OVERALL	7- 1	4- 1	6- 0				
14- 1	2- 1	2- 0	HOME	4- 0	2- 0	4- 0				
7- 5	1- 3	0- 0	AWAY	3- 1	1- 1	2- 0				
2- 0	1- 0	0- 0	NEUTRAL	0- 0	1- 0	0- 0				
8- 3	1- 3	1- 0	NON-CONFERENCE	1- 0	2- 0	3- 0				
5- 1	0- 1	1- 0	HOME	1- 0	1- 0	2- 0				
1- 2	0- 2	0- 0	AWAY	0- 0	0- 0	1- 0				
2- 0	1- 0	0- 0	NEUTRAL	0- 0	1- 0	0- 0				
15- 3	3- 1	1- 0	CONFERENCE	6- 1	2- 1	3- 0				
9- 0	2- 0	1- 0	HOME	3- 0	1- 0	2- 0				
6- 3	1- 1	0- 0	AWAY	3- 1	1- 1	1- 0				
0- 0	0- 0	0- 0	NEUTRAL	0- 0	0- 0	0- 0				

RPI	S	Opponent	Score	RPI	S	Opponent	Score	RPI	S	Opponent	Score	RPI	S	Opponent	Score
1	A	Notre Dame	72 75	32	H	Princeton	90 70	54	A	Rutgers	67 58	101	H	Virginia	93 73
3	H	UConn	56 100	40	H	Indiana	97 70	54	H	Rutgers	90 78	116	N	Liberty	75 65
4	A	South Carolina	80 88					58	H	Purdue	90 70	117	A	Northwestern	82 86
11	A	Maryland	80 71					63	A	Iowa	98 81	117	H	Northwestern	76 73
11	H	Maryland	94 86					68	A	Michigan	97 93	127	A	Penn St.	77 63
17	N	Texas A&M	95 80					76	A	Minnesota	88 90	163	A	Illinois	80 70
21	A	Michigan St.	105 107					90	H	Nebraska	96 70	163	H	Illinois	117 74
21	H	Michigan St.	85 80					91	H	Belmont	84 56	177	H	Wisconsin	87 61
												215	H	N.C. A&T	89 56
												221	A	Cincinnati	105 76
												342	H	Wagner	106 47
LAST 12 Division I GAMES:															
21	A	Michigan St.	105 107	11	H	Maryland	94 86								
76	A	Minnesota	88 90	177	H	Wisconsin	87 61								
163	H	Illinois	117 74	163	A	Illinois	80 70								
90	H	Nebraska	96 70	117	H	Northwestern	76 73								
127	A	Penn St.	77 63	54	A	Rutgers	67 58								
63	A	Iowa	98 81	68	A	Michigan	97 93								

Non-Div I Games:

Ohio St.

■ Loss, 
 ■ Non-Conf, S Site, 
 ■ Home 
 ■ Away 
 N Neutral

Average RPI Win:	133	WON-LOST	WINNING	LAST 10	STRENGTH OF	OPP. STRENGTH	TEAM	ADJ.	CONF.	ADJ CONF.
Average RPI Loss:	43	RECORD	PCT. RANK	GAMES	SCHEDULE	OF SCHEDULE	RPI	RPI	RPI	RPI
DIV. I ONLY	19- 9	74	6- 4	36	11	35	35	3	3	
DIV. I NON-CONF.	9- 2	37	0- 0	196	29	68	68	3	3	
TOTALS	RPI 1-25	RPI 26-50	W-L RECORDS	RPI 51-100	RPI 101-150	RPI 150+				
19- 9	2- 6	3- 2	OVERALL	3- 0	5- 0	6- 1				
11- 3	2- 2	2- 0	HOME	1- 0	3- 0	3- 1				
6- 5	0- 3	1- 2	AWAY	1- 0	1- 0	3- 0				
2- 1	0- 1	0- 0	NEUTRAL	1- 0	1- 0	0- 0				
9- 2	1- 1	1- 0	NON-CONFERENCE	1- 0	2- 0	4- 1				
4- 1	1- 0	0- 0	HOME	0- 0	1- 0	2- 1				
3- 0	0- 0	1- 0	AWAY	0- 0	0- 0	2- 0				
2- 1	0- 1	0- 0	NEUTRAL	1- 0	1- 0	0- 0				
10- 7	1- 5	2- 2	CONFERENCE	2- 0	3- 0	2- 0				
7- 2	1- 2	2- 0	HOME	1- 0	2- 0	1- 0				
3- 5	0- 3	0- 2	AWAY	1- 0	1- 0	1- 0				
0- 0	0- 0	0- 0	NEUTRAL	0- 0	0- 0	0- 0				

RPI 1-25				RPI 26-50				Team's RPI: 35	RPI 51-100				RPI 101+			
RPI	S	Opponent	Score	RPI	S	Opponent	Score		RPI	S	Opponent	Score	RPI	S	Opponent	Score
2	A	Baylor	68 78	29	A	West Virginia	55 63		80	N	Utah	70 55	111	A	Iowa St.	77 71
2	H	Baylor	70 78	29	H	West Virginia	57 54		88	A	TCU	78 65	111	H	Iowa St.	85 54
6	A	Texas	76 83	31	A	Washington	71 68		88	H	TCU	77 64	115	N	Boston College	76 61
6	H	Texas	74 56	46	A	Kansas St.	71 87						121	H	Little Rock	65 52
15	H	BYU	73 47	46	H	Kansas St.	68 58						142	H	Texas Tech	92 53
17	N	Texas A&M	68 74										182	A	Tulsa	75 62
24	A	Oklahoma St.	42 73										236	H	North Texas	57 61
24	H	Oklahoma St.	69 71										237	A	Kansas	72 66
													237	H	Kansas	67 44
													263	H	UTSA	80 41
													300	A	Bradley	79 46
													327	H	Winthrop	78 48
LAST 12 Division I GAMES:																
111	H	Iowa St.	85 54	88	H	TCU	77 64		24	H	Oklahoma St.	69 71				
2	H	Baylor	70 78						111	A	Iowa St.	77 71				
237	A	Kansas	72 66	29	H	West Virginia	57 54		6	A	Texas	76 83				
29	A	West Virginia	55 63	46	A	Kansas St.	71 87		142	H	Texas Tech	92 53				
6	H	Texas	74 56													

Non-Div I Games:

Oklahoma

■ Loss, 
■ Non-Conf, 
■ S Site, 
■ H Home 
■ A Away 
N Neutral

Average RPI Win:	144	WON-LOST	WINNING	LAST 10	STRENGTH OF	OPP. STRENGTH	TEAM	ADJ.	CONF.	ADJ CONF.
Average RPI Loss:	39	RECORD	PCT. RANK	GAMES	SCHEDULE	OF SCHEDULE	RPI	RPI	RPI	RPI
DIV. I ONLY	21- 8	58	6- 4	42	40	24	24	3	3	
DIV. I NON-CONF.	10- 1	19	0- 0	172	223	40	40	3	3	
TOTALS	RPI 1-25	RPI 26-50	W-L RECORDS	RPI 51-100	RPI 101-150	RPI 150+				
21- 8	1- 4	4- 2	OVERALL	3- 1	6- 1	7- 0				
16- 1	1- 1	3- 0	HOME	2- 0	5- 0	5- 0				
5- 7	0- 3	1- 2	AWAY	1- 1	1- 1	2- 0				
0- 0	0- 0	0- 0	NEUTRAL	0- 0	0- 0	0- 0				
10- 1	0- 1	0- 0	NON-CONFERENCE	2- 0	3- 0	5- 0				
8- 0	0- 0	0- 0	HOME	1- 0	3- 0	4- 0				
2- 1	0- 1	0- 0	AWAY	1- 0	0- 0	1- 0				
0- 0	0- 0	0- 0	NEUTRAL	0- 0	0- 0	0- 0				
11- 7	1- 3	4- 2	CONFERENCE	1- 1	3- 1	2- 0				
8- 1	1- 1	3- 0	HOME	1- 0	2- 0	1- 0				
3- 6	0- 2	1- 2	AWAY	0- 1	1- 1	1- 0				
0- 0	0- 0	0- 0	NEUTRAL	0- 0	0- 0	0- 0				

RPI 1-25				Team's RPI: 24		RPI 26-50				RPI 51-100				RPI 101+			
RPI	S	Opponent	Score	RPI	S	Opponent	Score	RPI	S	Opponent	Score	RPI	S	Opponent	Score		
2	A	Baylor	41 66	29	A	West Virginia	48 82	87	H	Washington St.	70 60	111	A	Iowa St.	42 49		
2	H	Baylor	52 45	29	H	West Virginia	63 51	88	A	TCU	65 79	111	H	Iowa St.	79 76		
6	A	Texas	55 70	35	A	Oklahoma	71 69	88	H	TCU	80 52	137	H	North Carolina	77 67		
6	H	Texas	48 78	35	H	Oklahoma	73 42	95	A	Missouri St.	74 55	142	A	Texas Tech	69 46		
25	A	South Fla.	46 68	46	A	Kansas St.	44 47					142	H	Texas Tech	70 57		
				46	H	Kansas St.	59 51					145	H	Oral Roberts	59 55		
LAST 12 Division I GAMES:																	
				46	H	Kansas St.	59 51	6	A	Texas	55 70						
				29	A	West Virginia	48 82	142	H	Texas Tech	70 57						
				237	H	Kansas	71 49	35	A	Oklahoma	71 69						
				88	A	TCU	65 79	88	H	TCU	80 52						
				2	A	Baylor	41 66	237	A	Kansas	74 46						
				29	H	West Virginia	63 51	111	H	Iowa St.	79 76						

Non-Div I Games:

Oklahoma St.

Old Dominion				Through Games of Feb. 19, 1918						
Average RPI Win:	204	WON-LOST	WINNING	LAST 10	STRENGTH OF	OPP. STRENGTH	TEAM	ADJ.	CONF.	ADJ CONF.
Average RPI Loss:	121	RECORD	PCT. RANK	GAMES	SCHEDULE	OF SCHEDULE	RPI	RPI	RPI	RPI
DIV. I ONLY	12- 16	213	5- 5	88	148	154	154	12	12	
DIV. I NON-CONF.	4- 8	234	0- 0	148	237	216	216	11	11	
-----										
TOTALS	RPI 1-25	RPI 26-50		W-L RECORDS		RPI 51-100	RPI 101-150	RPI 150+		
12- 16	0- 2	0- 3		OVERALL		3- 2	0- 2	9- 7		
7- 4	0- 0	0- 2		HOME		1- 0	0- 0	6- 2		
5- 9	0- 1	0- 1		AWAY		2- 1	0- 1	3- 5		
0- 3	0- 1	0- 0		NEUTRAL		0- 1	0- 1	0- 0		
4- 8	0- 1	0- 1		NON-CONFERENCE		0- 2	0- 1	4- 3		
2- 2	0- 0	0- 1		HOME		0- 0	0- 0	2- 1		
2- 3	0- 0	0- 0		AWAY		0- 1	0- 0	2- 2		
0- 3	0- 1	0- 0		NEUTRAL		0- 1	0- 1	0- 0		
8- 8	0- 1	0- 2		CONFERENCE		3- 0	0- 1	5- 4		
5- 2	0- 0	0- 1		HOME		1- 0	0- 0	4- 1		
3- 6	0- 1	0- 1		AWAY		2- 0	0- 1	1- 3		
0- 0	0- 0	0- 0		NEUTRAL		0- 0	0- 0	0- 0		

RPI 1-25					
RPI	S	Opponent	Score		
11	N	Maryland	49	95	
22	A	UTEP	64	70	

RPI 26-50					
RPI	S	Opponent	Score		
33	H	Miami (FL)	35	61	
42	A	Western Ky.	51	68	
42	H	Western Ky.	74	85	

RPI 51-100					
RPI	S	Opponent	Score		
59	N	South Dakota St.	39	71	
60	A	Middle Tenn.	61	58	
77	A	Charlotte	71	59	
77	H	Charlotte	94	85	
84	A	VCU	54	74	

RPI 101+					
RPI	S	Opponent	Score		
130	N	Pittsburgh	58	67	
147	A	UAB	55	58	
152	H	Southern Miss.	53	45	
155	A	Marshall	62	80	
155	H	Marshall	77	55	
158	H	ETSU	52	56	
168	H	Louisiana Tech	51	69	
178	H	Fla. Atlantic	85	45	
198	A	William & Mary	64	75	
200	A	Richmond	57	62	
225	A	Rice	46	68	
236	A	North Texas	65	48	
241	H	Loyola Maryland	64	41	
263	A	UTSA	67	70	
287	A	UMES	69	52	
309	H	FIU	84	49	
332	A	Howard	83	64	
342	H	Wagner	71	57	

LAST 12 Division I GAMES:					
263	A	UTSA	67	70	77 H Charlotte 94 85
22	A	UTEP	64	70	309 H FIU 84 49
155	H	Marshall	77	55	178 H Fla. Atlantic 85 45
42	H	Western Ky.	74	85	155 A Marshall 62 80
225	A	Rice	46	68	42 A Western Ky. 51 68
236	A	North Texas	65	48	60 A Middle Tenn. 61 58

Non-Div I Games:

Old Dominion

Loss, Non-Conf, S Site, H Home A Away N Neutral

Average RPI Win:	214	WON-LOST	WINNING	LAST 10	STRENGTH OF	OPP. STRENGTH	TEAM	ADJ.	CONF.	ADJ CONF.
Average RPI Loss:	63	RECORD	PCT. RANK	GAMES	SCHEDULE	OF SCHEDULE	RPI	RPI	RPI	RPI
DIV. I ONLY	10- 19	261	0- 10	49	73	170	170	2	2	
DIV. I NON-CONF.	8- 5	120	0- 0	252	321	200	200	2	2	
TOTALS	RPI 1-25	RPI 26-50	W-L RECORDS	RPI 51-100	RPI 101-150	RPI 150+				
10- 19	1- 5	1- 5	OVERALL	1- 4	0- 4	7- 1				
8- 9	1- 3	1- 2	HOME	1- 3	0- 1	5- 0				
2- 10	0- 2	0- 3	AWAY	0- 1	0- 3	2- 1				
0- 0	0- 0	0- 0	NEUTRAL	0- 0	0- 0	0- 0				
8- 5	0- 0	1- 0	NON-CONFERENCE	0- 3	0- 1	7- 1				
6- 3	0- 0	1- 0	HOME	0- 2	0- 1	5- 0				
2- 2	0- 0	0- 0	AWAY	0- 1	0- 0	2- 1				
0- 0	0- 0	0- 0	NEUTRAL	0- 0	0- 0	0- 0				
2- 14	1- 5	0- 5	CONFERENCE	1- 1	0- 3	0- 0				
2- 6	1- 3	0- 2	HOME	1- 1	0- 0	0- 0				
0- 8	0- 2	0- 3	AWAY	0- 0	0- 3	0- 0				
0- 0	0- 0	0- 0	NEUTRAL	0- 0	0- 0	0- 0				

RPI	S	Opponent	Score	RPI	S	Opponent	Score	RPI	S	Opponent	Score	RPI	S	Opponent	Score	Team's RPI: 170
4	A	South Carolina	62 81	26	A	Georgia	56 70	60	A	Middle Tenn.	75 84	119	A	LSU	57 76	
4	H	South Carolina	45 66	27	A	Tennessee	51 57	64	H	Auburn	60 65	133	H	La.-Lafayette	78 82	
12	H	Kentucky	73 65	28	A	Mississippi St.	51 79	79	H	Vanderbilt	55 52	134	A	Arkansas	49 60	
17	A	Texas A&M	58 81	28	H	Mississippi St.	51 60	83	H	Tulane	59 61	143	A	Alabama	37 48	
17	H	Texas A&M	48 62	41	H	Missouri	46 60	95	H	Missouri St.	78 91	152	A	Southern Miss.	38 57	
18	H	Florida	65 85	42	H	Western Ky.	59 53					153	H	McNeese St.	96 56	
												160	A	Stony Brook	72 57	
												330	H	New Orleans	97 59	
												331	H	Ark.-Pine Bluff	80 45	
												342	A	Wagner	86 49	
												346	H	Alabama A&M	103 42	
												349	H	Mississippi Val.	97 61	
LAST 12 Division I GAMES:																
134	A	Arkansas	49 60	26	A	Georgia	56 70									
4	H	South Carolina	45 66	143	A	Alabama	37 48									
28	H	Mississippi St.	51 60	41	H	Missouri	46 60									
27	A	Tennessee	51 57	4	A	South Carolina	62 81									
17	H	Texas A&M	48 62	12	H	Kentucky	73 65									
64	H	Auburn	60 65	28	A	Mississippi St.	51 79									

Non-Div I Games:

Ole Miss

■ Loss, 
 ■ Non-Conf, 
 ■ S Site, 
 ■ H Home 
 ■ A Away 
 N Neutral

Average RPI Win: <b>279</b>	WON-LOST	WINNING	LAST 10	STRENGTH OF	OPP. STRENGTH	TEAM	ADJ.	CONF.	ADJ CONF.
Average RPI Loss: <b>145</b>	RECORD	PCT. RANK	GAMES	SCHEDULE	OF SCHEDULE	RPI	RPI	RPI	RPI
DIV. I ONLY	<b>12- 14</b>	<b>196</b>	<b>4- 6</b>	<b>300</b>	<b>227</b>	<b>257</b>	<b>257</b>	<b>18</b>	<b>18</b>
DIV. I NON-CONF.	<b>5- 5</b>	<b>160</b>	<b>0- 0</b>	<b>328</b>	<b>284</b>	<b>274</b>	<b>274</b>	<b>19</b>	<b>19</b>
TOTALS	RPI 1-25	RPI 26-50	W-L RECORDS	RPI 51-100	RPI 101-150	RPI 150+			
12- 14	0- 0	0- 0	OVERALL	0- 4	1- 6	11- 4			
8- 5	0- 0	0- 0	HOME	0- 2	1- 2	7- 1			
3- 8	0- 0	0- 0	AWAY	0- 2	0- 4	3- 2			
1- 1	0- 0	0- 0	NEUTRAL	0- 0	0- 0	1- 1			
5- 5	0- 0	0- 0	NON-CONFERENCE	0- 0	0- 3	5- 2			
3- 2	0- 0	0- 0	HOME	0- 0	0- 1	3- 1			
1- 2	0- 0	0- 0	AWAY	0- 0	0- 2	1- 0			
1- 1	0- 0	0- 0	NEUTRAL	0- 0	0- 0	1- 1			
7- 9	0- 0	0- 0	CONFERENCE	0- 4	1- 3	6- 2			
5- 3	0- 0	0- 0	HOME	0- 2	1- 1	4- 0			
2- 6	0- 0	0- 0	AWAY	0- 2	0- 2	2- 2			
0- 0	0- 0	0- 0	NEUTRAL	0- 0	0- 0	0- 0			

RPI 1-25			RPI 26-50			RPI 51-100			RPI 101+ Team's RPI: 257		
RPI	S	Opponent	Score	RPI	S	Opponent	Score	RPI	S	Opponent	Score
								57	A	South Dakota	76 82
								57	H	South Dakota	55 70
								59	A	South Dakota St.	58 68
								59	H	South Dakota St.	47 65
		</									

Non-Div I Games: Midland 58 53 Waldorf 97 32

Omaha

■ Loss, 
 ■ Non-Conf, 
 ■ S Site, 
 ■ H Home 
 ■ A Away 
 N Neutral

Oral Roberts

Through Games Of Feb. 29, 2016

Average RPI Win:	242	WON-LOST	WINNING	LAST 10	STRENGTH OF	OPP. STRENGTH	TEAM	ADJ.	CONF.	ADJ CONF.
Average RPI Loss:	115	RECORD	PCT. RANK	GAMES	SCHEDULE	OF SCHEDULE	RPI	RPI	RPI	RPI
DIV. I ONLY	12- 14	196	5- 5	147	150	145	145	18	18	
DIV. I NON-CONF.	2- 8	290	0- 0	89	12	173	173	19	19	
TOTALS	RPI 1-25	RPI 26-50	W-L RECORDS	RPI 51-100	RPI 101-150	RPI 150+				
12- 14	0- 2	0- 0	OVERALL	1- 6	1- 3	10- 3				
6- 3	0- 0	0- 0	HOME	1- 1	0- 2	5- 0				
6- 11	0- 2	0- 0	AWAY	0- 5	1- 1	5- 3				
0- 0	0- 0	0- 0	NEUTRAL	0- 0	0- 0	0- 0				
2- 8	0- 2	0- 0	NON-CONFERENCE	0- 3	0- 2	2- 1				
0- 1	0- 0	0- 0	HOME	0- 0	0- 1	0- 0				
2- 7	0- 2	0- 0	AWAY	0- 3	0- 1	2- 1				
0- 0	0- 0	0- 0	NEUTRAL	0- 0	0- 0	0- 0				
10- 6	0- 0	0- 0	CONFERENCE	1- 3	1- 1	8- 2				
6- 2	0- 0	0- 0	HOME	1- 1	0- 1	5- 0				
4- 4	0- 0	0- 0	AWAY	0- 2	1- 0	3- 2				
0- 0	0- 0	0- 0	NEUTRAL	0- 0	0- 0	0- 0				

RPI 1-25				RPI 26-50				RPI 51-100				RPI 101+ Team's RPI: 145			
RPI	S	Opponent	Score	RPI	S	Opponent	Score	RPI	S	Opponent	Score	RPI	S	Opponent	Score
2	A	Baylor	39 97					57	A	South Dakota	48 71	114	A	IUPUI	52 47
24	A	Oklahoma St.	55 59					57	H	South Dakota	60 56	114	H	IUPUI	54 57
								59	A	South Dakota St.	48 60	121	H	Little Rock	52 66
								59	H	South Dakota St.	50 68	134	A	Arkansas	50 65
								68	A	Michigan	44 61	182	A	Tulsa	59 53
								86	A	Eastern Mich.	69 77	232	A	Western Ill.	61 72
								95	A	Missouri St.	64 72	232	H	Western Ill.	79 55
												237	A	Kansas	70 63
												242	A	Grand Canyon	64 66
												257	A	Omaha	67 65
												257	H	Omaha	67 58
												304	A	Denver	59 56
												304	H	Denver	65 33
												314	A	IPFW	48 54
												314	H	IPFW	61 59
												324	A	North Dakota St.	52 42
												324	H	North Dakota St.	59 58
LAST 12 Division I GAMES:															
257	H	Omaha	67 58	324	H	North Dakota St.	59 58								
232	H	Western Ill.	79 55	114	H	IUPUI	54 57								
314	A	IPFW	48 54	59	H	South Dakota St.	50 68								
57	A	South Dakota	48 71	304	H	Denver	65 33								
59	A	South Dakota St.	48 60	257	A	Omaha	67 65								
304	A	Denver	59 56	314	H	IPFW	61 59								

Non-Div I Games: Lyon 49 68 Evangel 89 46

Oral Roberts

Loss, Non-Conf, S Site, H Home A Away N Neutral



Average RPI Win: 160		WON-LOST	WINNING	LAST 10	STRENGTH OF	OPP. STRENGTH	TEAM	ADJ.	CONF.	ADJ CONF.
Average RPI Loss: 23		RECORD	PCT. RANK	GAMES	SCHEDULE	OF SCHEDULE	RPI	RPI	RPI	RPI
DIV. I ONLY		20- 9	71	6- 4	113	3	72	72	1	1
DIV. I NON-CONF.		11- 0	1	0- 0	324	69	74	74	1	1
TOTALS	RPI 1-25	RPI 26-50		W-L RECORDS		RPI 51-100	RPI 101-150		RPI 150+	
20- 9	0- 7	2- 0		OVERALL		5- 2	3- 0		10- 0	
15- 4	0- 4	1- 0		HOME		3- 0	2- 0		9- 0	
5- 5	0- 3	1- 0		AWAY		2- 2	1- 0		1- 0	
0- 0	0- 0	0- 0		NEUTRAL		0- 0	0- 0		0- 0	
11- 0	0- 0	1- 0		NON-CONFERENCE		0- 0	2- 0		8- 0	
10- 0	0- 0	1- 0		HOME		0- 0	1- 0		8- 0	
1- 0	0- 0	0- 0		AWAY		0- 0	1- 0		0- 0	
0- 0	0- 0	0- 0		NEUTRAL		0- 0	0- 0		0- 0	
9- 9	0- 7	1- 0		CONFERENCE		5- 2	1- 0		2- 0	
5- 4	0- 4	0- 0		HOME		3- 0	1- 0		1- 0	
4- 5	0- 3	1- 0		AWAY		2- 2	0- 0		1- 0	
0- 0	0- 0	0- 0		NEUTRAL		0- 0	0- 0		0- 0	

RPI 1-25				RPI 26-50				RPI 51-100				Team's RPI: 72				RPI 101+			
RPI	S	Opponent	Score	RPI	S	Opponent	Score	RPI	S	Opponent	Score	RPI	S	Opponent	Score				
7	A	Stanford	42 69	31	A	Washington	75 63	55	A	Southern California	67 74	113	H	North Dakota	77 51				
7	H	Stanford	62 64	49	H	UC Riverside	95 81	55	H	Southern California	69 60	124	H	Arizona	76 54				
8	H	Arizona St.	58 63					80	A	Utah	77 65	137	A	North Carolina	79 77				
9	A	Oregon St.	33 60					80	H	Utah	69 58	180	H	Hampton	86 51				
9	H	Oregon St.	45 59					87	A	Washington St.	73 48	189	A	Colorado	59 46				
10	A	UCLA	69 80					92	A	California	54 65	189	H	Colorado	77 70				
10	H	UCLA	72 77					92	H	California	69 59	194	H	San Jose St.	104 74				
												206	H	Utah Valley	79 68				
												248	H	Clemson	69 56				
												265	H	Seattle	82 62				
												267	H	UC Santa Barbara	79 51				
												284	H	Portland	93 52				
												320	H	Portland St.	122 59				
LAST 12 Division I GAMES:																			
7	A	Stanford	42 69	31	A	Washington	75 63												
92	A	California	54 65	87	A	Washington St.	73 48												
55	H	Southern California	69 60	124	H	Arizona	76 54												
10	H	UCLA	72 77	8	H	Arizona St.	58 63												
189	H	Colorado	77 70	80	A	Utah	77 65												
80	H	Utah	69 58	189	A	Colorado	59 46												

Non-Div I Games:

Oregon

Loss, Non-Conf, S Site, H Home A Away N Neutral

Average RPI Win: <b>110</b>	WON-LOST	WINNING	LAST 10	STRENGTH OF	OPP. STRENGTH	TEAM	ADJ.	CONF.	ADJ CONF.
Average RPI Loss: <b>11</b>	RECORD	PCT. RANK	GAMES	SCHEDULE	OF SCHEDULE	RPI	RPI	RPI	RPI
DIV. I ONLY	25- 4	15	9- 1	37	1	9	9	1	1
DIV. I NON-CONF.	9- 2	37	0- 0	120	21	44	44	1	1
TOTALS	RPI 1-25	RPI 26-50	W-L RECORDS	RPI 51-100	RPI 101-150	RPI 150+			
25- 4	3- 3	2- 1	OVERALL	11- 0	3- 0	6- 0			
14- 1	3- 0	1- 1	HOME	4- 0	2- 0	4- 0			
9- 3	0- 3	1- 0	AWAY	6- 0	0- 0	2- 0			
2- 0	0- 0	0- 0	NEUTRAL	1- 0	1- 0	0- 0			
9- 2	0- 1	1- 1	NON-CONFERENCE	2- 0	2- 0	4- 0			
5- 1	0- 0	1- 1	HOME	0- 0	1- 0	3- 0			
2- 1	0- 1	0- 0	AWAY	1- 0	0- 0	1- 0			
2- 0	0- 0	0- 0	NEUTRAL	1- 0	1- 0	0- 0			
16- 2	3- 2	1- 0	CONFERENCE	9- 0	1- 0	2- 0			
9- 0	3- 0	0- 0	HOME	4- 0	1- 0	1- 0			
7- 2	0- 2	1- 0	AWAY	5- 0	0- 0	1- 0			
0- 0	0- 0	0- 0	NEUTRAL	0- 0	0- 0	0- 0			

RPI	S	Opponent	Score	RPI	S	Opponent	Score	RPI	S	Opponent	Score	RPI	S	Opponent	Score
1	A	Notre Dame	61 62	27	H	Tennessee	50 53	55	A	Southern California	57 49	124	H	Arizona	71 43
7	A	Stanford	54 76	31	A	Washington	61 53	55	H	Southern California	76 52	134	N	Arkansas	63 47
7	H	Stanford	58 50	49	H	UC Riverside	86 65	72	A	Oregon	59 45	139	H	Idaho	69 44
8	H	Arizona St.	67 44					72	H	Oregon	60 33	189	A	Colorado	61 47
10	A	UCLA	51 71					75	N	Hofstra	73 50	189	H	Colorado	73 50
10	H	UCLA	64 54					80	A	Utah	62 53	193	H	Cal Poly	80 43
								80	H	Utah	72 53	219	H	CSU Bakersfield	75 51
								87	A	Washington St.	54 45	284	A	Portland	94 50
								92	A	California	54 44	321	H	Longwood	110 45
								92	H	California	70 48				
								96	A	Marquette	65 58				
LAST 12 Division I GAMES:															
92	A	California	54 44	87	A	Washington St.	54 45								
7	A	Stanford	54 76	31	A	Washington	61 53								
10	H	UCLA	64 54	8	H	Arizona St.	67 44								
55	H	Southern California	76 52	124	H	Arizona	71 43								
80	H	Utah	72 53	189	A	Colorado	61 47								
189	H	Colorado	73 50	80	A	Utah	62 53								

Non-Div I Games:

Oregon St.

## Pacific

Through Games Of Feb. 29, 2016

Average RPI Win:	214	WON-LOST	WINNING	LAST 10	STRENGTH OF	OPP. STRENGTH	TEAM	ADJ.	CONF.	ADJ CONF.
Average RPI Loss:	109	RECORD	PCT. RANK	GAMES	SCHEDULE	OF SCHEDULE	RPI	RPI	RPI	RPI
DIV. I ONLY	12- 16	213	3- 7	125	116	162	162	8	8	
DIV. I NON-CONF.	6- 4	125	0- 0	214	236	123	123	9	9	
TOTALS	RPI 1-25	RPI 26-50	W-L RECORDS	RPI 51-100	RPI 101-150	RPI 150+				
12- 16	0- 2	0- 2	OVERALL	1- 5	2- 3	9- 4				
6- 6	0- 1	0- 1	HOME	1- 2	1- 1	4- 1				
6- 10	0- 0	0- 0	AWAY	0- 0	1- 0	5- 0				
0- 0	0- 0	0- 0	NEUTRAL	0- 0	0- 0	0- 0				
6- 4	0- 0	0- 0	NON-CONFERENCE	0- 0	1- 2	5- 2				
2- 1	0- 0	0- 0	HOME	0- 0	0- 1	2- 0				
4- 3	0- 0	0- 0	AWAY	0- 0	1- 1	3- 2				
0- 0	0- 0	0- 0	NEUTRAL	0- 0	0- 0	0- 0				
6- 12	0- 2	0- 2	CONFERENCE	1- 5	1- 1	4- 2				
4- 5	0- 1	0- 1	HOME	1- 2	1- 0	2- 1				
2- 7	0- 1	0- 1	AWAY	0- 3	0- 1	2- 1				
0- 0	0- 0	0- 0	NEUTRAL	0- 0	0- 0	0- 0				

RPI 1-25				RPI 26-50				RPI 51-100				RPI 101+ Team's RPI: 162			
RPI	S	Opponent	Score	RPI	S	Opponent	Score	RPI	S	Opponent	Score	RPI	S	Opponent	Score
15	A	BYU	62 79	50	A	St. Mary's (CA)	75 83	67	A	Santa Clara	52 76	104	A	Gonzaga	61 68
15	H	BYU	57 67	50	H	St. Mary's (CA)	73 82	67	H	Santa Clara	60 66	104	H	Gonzaga	84 83
								78	A	San Diego	56 69	124	A	Arizona	56 69
								78	H	San Diego	56 59	135	H	Long Beach St.	60 68
								98	A	San Francisco	71 81	137	A	North Carolina	66 63
								98	H	San Francisco	70 57	171	A	Montana	54 64
												186	A	Gardner-Webb	84 77
												188	A	UC Davis	66 53
												194	H	San Jose St.	81 69
												218	A	Utah St.	70 78
												219	A	CSU Bakersfield	80 74
												240	A	Loyola Marymount	88 96
												240	H	Loyola Marymount	60 63
												278	A	Pepperdine	92 64
												278	H	Pepperdine	65 62
												284	A	Portland	72 64
												284	H	Portland	87 38
												318	H	Nevada	74 52
LAST 12 Division I GAMES:															
67	H	Santa Clara	60 66	78	H	San Diego	56 59								
98	A	San Francisco	71 81	15	H	BYU	57 67								
104	H	Gonzaga	84 83	50	A	St. Mary's (CA)	75 83								
284	H	Portland	87 38	104	A	Gonzaga	61 68								
278	A	Pepperdine	92 64	284	A	Portland	72 64								
240	A	Loyola Marymount	88 96	50	H	St. Mary's (CA)	73 82								

Non-Div I Games: Stanislaus St. 74 61

Pacific

■ Loss, 
 ■ Non-Conf, 
 ■ S Site, 
 ■ Home 
 ■ Away 
 N Neutral

Average RPI Win: <b>182</b>	WON-LOST	WINNING	LAST 10	STRENGTH OF	OPP. STRENGTH	TEAM	ADJ.	CONF.	ADJ CONF.
Average RPI Loss: <b>88</b>	RECORD	PCT. RANK	GAMES	SCHEDULE	OF SCHEDULE	RPI	RPI	RPI	RPI
DIV. I ONLY	20- 4	20	9- 1	119	138	34	34	10	10
DIV. I NON-CONF.	10- 3	61	1- 1	130	139	56	56	12	12
TOTALS	RPI 1-25	RPI 26-50	W-L RECORDS	RPI 51-100	RPI 101-150	RPI 150+			
20- 4	0- 0	2- 1	OVERALL	3- 2	1- 0	14- 1			
10- 1	0- 0	2- 0	HOME	1- 1	0- 0	7- 0			
10- 3	0- 0	0- 1	AWAY	2- 1	1- 0	7- 1			
0- 0	0- 0	0- 0	NEUTRAL	0- 0	0- 0	0- 0			
10- 3	0- 0	1- 1	NON-CONFERENCE	2- 2	1- 0	6- 0			
5- 1	0- 0	1- 0	HOME	1- 1	0- 0	3- 0			
5- 2	0- 0	0- 1	AWAY	1- 1	1- 0	3- 0			
0- 0	0- 0	0- 0	NEUTRAL	0- 0	0- 0	0- 0			
10- 1	0- 0	1- 0	CONFERENCE	1- 0	0- 0	8- 1			
5- 0	0- 0	1- 0	HOME	0- 0	0- 0	4- 0			
5- 1	0- 0	0- 0	AWAY	1- 0	0- 0	4- 1			
0- 0	0- 0	0- 0	NEUTRAL	0- 0	0- 0	0- 0			

RPI S	Opponent	Score	RPI S	Opponent	Score	Team's RPI: 34	RPI S	Opponent	Score	RPI S	Opponent	Score	RPI S	Opponent	Score
			32	H Princeton	50 48		51	H Duke	50 57	123	A Hawaii	64 54			
			45	H Colorado St.	49 48		66	A Temple	60 54	156	A Cornell	46 51			
			47	A Villanova	46 66		81	H Drexel	72 67	156	H Cornell	65 50			
							99	A Saint Joseph's	46 50	164	A Yale	77 59			
							100	A Harvard	68 48	164	H Yale	68 49			
										176	A UMBC	81 46			
										213	A Brown	69 59			
										213	H Brown	66 49			
										222	H Navy	57 43			
										229	A Dartmouth	56 41			
										235	A Columbia	60 42			
										235	H Columbia	71 51			
										239	A New Hampshire	67 60			
										277	A La Salle	78 68			
										328	H Lafayette	54 37			
										342	H Wagner	78 50			
LAST 12 Division I GAMES:															
235	A Columbia	60 42	229	A Dartmouth	56 41										
156	A Cornell	46 51	100	A Harvard	68 48										
164	A Yale	77 59	213	H Brown	66 49										
213	A Brown	69 59	164	H Yale	68 49										
156	H Cornell	65 50	47	A Villanova	46 66										
235	H Columbia	71 51	66	A Temple	60 54										

Non-Div I Games: BYU-Hawaii 73 41

Penn

■ Loss, 
 ■ Non-Conf, S Site, 
 ■ Home 
 ■ Away 
 N Neutral

Average RPI Win:	142	WON-LOST	WINNING	LAST 10	STRENGTH OF	OPP. STRENGTH	TEAM	ADJ.	CONF.	ADJ CONF.
Average RPI Loss:	70	RECORD	PCT. RANK	GAMES	SCHEDULE	OF SCHEDULE	RPI	RPI	RPI	RPI
DIV. I ONLY	11- 18	248	3- 7	21	33	127	127	5	5	
DIV. I NON-CONF.	5- 6	180	0- 1	53	107	151	151	4	4	
TOTALS	RPI 1-25	RPI 26-50	W-L RECORDS	RPI 51-100	RPI 101-150	RPI 150+				
11- 18	1- 5	0- 3	OVERALL	2- 7	3- 1	5- 2				
7- 8	0- 3	0- 0	HOME	1- 4	2- 1	4- 0				
4- 9	1- 1	0- 3	AWAY	1- 3	1- 0	1- 2				
0- 1	0- 1	0- 0	NEUTRAL	0- 0	0- 0	0- 0				
5- 6	0- 2	0- 2	NON-CONFERENCE	0- 0	1- 1	4- 1				
5- 1	0- 0	0- 0	HOME	0- 0	1- 1	4- 0				
0- 4	0- 1	0- 2	AWAY	0- 0	0- 0	0- 1				
0- 1	0- 1	0- 0	NEUTRAL	0- 0	0- 0	0- 0				
6- 12	1- 3	0- 1	CONFERENCE	2- 7	2- 0	1- 1				
2- 7	0- 3	0- 0	HOME	1- 4	1- 0	0- 0				
4- 5	1- 0	0- 1	AWAY	1- 3	1- 0	1- 1				
0- 0	0- 0	0- 0	NEUTRAL	0- 0	0- 0	0- 0				

RPI S	Opponent	Score	RPI S	Opponent	Score	RPI S	Opponent	Score	RPI S	Opponent	Score	Team's RPI: 127
5	H Ohio St.	63 77	27	A Tennessee	66 74	54	H Rutgers	62 74	109	H Virginia Tech	59 64	
11	H Maryland	53 89	30	A St. Bonaventure	60 70	58	H Purdue	78 88	117	A Northwestern	73 54	
15	N BYU	51 63	40	A Indiana	55 76	63	A Iowa	82 69	117	H Northwestern	79 72	
21	A Michigan St.	65 61				63	H Iowa	81 68	126	H Youngstown St.	68 51	
21	H Michigan St.	55 71				68	A Michigan	73 78	163	A Illinois	65 56	
25	A South Fla.	79 101				68	H Michigan	87 91	166	H Fordham	75 59	
						76	A Minnesota	85 98	177	A Wisconsin	62 82	
						90	A Nebraska	69 87	199	H Sacred Heart	83 46	
						90	H Nebraska	78 83	250	H Holy Cross	86 82	
									275	H Central Conn. St.	73 47	
									299	A CSUN	73 81	
LAST 12 Division I GAMES:												
15	N BYU	51 63	21	A Michigan St.	65 61							
40	A Indiana	55 76	54	H Rutgers	62 74							
63	H Iowa	81 68	90	A Nebraska	69 87							
68	A Michigan	73 78	58	H Purdue	78 88							
117	A Northwestern	73 54	11	H Maryland	53 89							
5	H Ohio St.	63 77	163	A Illinois	65 56							

Non-Div I Games:

Penn St.

■ Loss, 
■ Non-Conf, 
■ S Site, 
■ H Home 
■ A Away 
N Neutral

# Pepperdine

Through Games Of Feb. 29, 2016

Average RPI Win:	244	WON-LOST	WINNING	LAST 10	STRENGTH OF	OPP. STRENGTH	TEAM	ADJ.	CONF.	ADJ CONF.
Average RPI Loss:	125	RECORD	PCT. RANK	GAMES	SCHEDULE	OF SCHEDULE	RPI	RPI	RPI	RPI
DIV. I ONLY	6- 22	305	1- 9	128	123	278	278	8	8	
DIV. I NON-CONF.	4- 6	201	0- 1	243	293	239	239	9	9	
TOTALS	RPI 1-25	RPI 26-50	W-L RECORDS	RPI 51-100	RPI 101-150	RPI 150+				
6- 22	0- 2	1- 1	OVERALL	0- 8	0- 2	5- 9				
5- 8	0- 1	1- 0	HOME	0- 3	0- 1	4- 3				
1- 13	0- 1	0- 1	AWAY	0- 5	0- 1	1- 5				
0- 1	0- 0	0- 0	NEUTRAL	0- 0	0- 0	0- 1				
4- 6	0- 0	0- 0	NON-CONFERENCE	0- 2	0- 0	4- 4				
3- 1	0- 0	0- 0	HOME	0- 0	0- 0	3- 1				
1- 4	0- 0	0- 0	AWAY	0- 2	0- 0	1- 2				
0- 1	0- 0	0- 0	NEUTRAL	0- 0	0- 0	0- 1				
2- 16	0- 2	1- 1	CONFERENCE	0- 6	0- 2	1- 5				
2- 7	0- 1	1- 0	HOME	0- 3	0- 1	1- 2				
0- 9	0- 1	0- 1	AWAY	0- 3	0- 1	0- 3				
0- 0	0- 0	0- 0	NEUTRAL	0- 0	0- 0	0- 0				

RPI 1-25				RPI 26-50				RPI 51-100				RPI 101+ Team's RPI: 278			
RPI	S	Opponent	Score	RPI	S	Opponent	Score	RPI	S	Opponent	Score	RPI	S	Opponent	Score
15	A	BYU	64 69	50	A	St. Mary's (CA)	72 88	52	A	Albany (NY)	49 64	104	A	Gonzaga	39 56
15	H	BYU	66 77	50	H	St. Mary's (CA)	62 58	65	A	Army West Point	53 63	104	H	Gonzaga	57 74
								67	A	Santa Clara	50 84	162	A	Pacific	62 65
								67	H	Santa Clara	60 62	162	H	Pacific	64 92
								78	A	San Diego	55 74	181	A	New Mexico	52 60
								78	H	San Diego	54 70	183	N	George Mason	63 71
								98	A	San Francisco	75 99	193	H	Cal Poly	47 61
								98	H	San Francisco	74 81	204	A	UNLV	63 83
												219	A	CSU Bakersfield	76 73
												240	A	Loyola Marymount	69 79
												240	H	Loyola Marymount	77 83
												267	H	UC Santa Barbara	71 69
												284	A	Portland	79 81
												284	H	Portland	74 62
												304	H	Denver	64 60
												337	H	Cal St. Fullerton	81 75
LAST 12 Division I GAMES:															
183	N	George Mason	63 71	104	A	Gonzaga	39 56								
240	H	Loyola Marymount	77 83	284	A	Portland	79 81								
67	A	Santa Clara	50 84	15	H	BYU	66 77								
98	A	San Francisco	75 99	78	H	San Diego	54 70								
162	H	Pacific	64 92	15	A	BYU	64 69								
50	H	St. Mary's (CA)	62 58	78	A	San Diego	55 74								

Non-Div I Games: Alas. Anchorage 61 94

Pepperdine

Loss, Non-Conf, S Site, H Home A Away N Neutral

Average RPI Win:	<b>234</b>	WON-LOST	WINNING	LAST 10	STRENGTH OF	OPP. STRENGTH	TEAM	ADJ.	CONF.	ADJ CONF.
Average RPI Loss:	<b>42</b>	RECORD	PCT. RANK	GAMES	SCHEDULE	OF SCHEDULE	RPI	RPI	RPI	RPI
DIV. I ONLY	<b>12- 17</b>	<b>224</b>	<b>4- 6</b>	<b>40</b>	<b>70</b>	<b>130</b>	<b>130</b>	<b>4</b>	<b>4</b>	
DIV. I NON-CONF.	<b>8- 5</b>	<b>120</b>	<b>0- 0</b>	<b>157</b>	<b>246</b>	<b>141</b>	<b>141</b>	<b>5</b>	<b>5</b>	
TOTALS	RPI 1-25	RPI 26-50	W-L RECORDS	RPI 51-100	RPI 101-150	RPI 150+				
12- 17	0- 8	0- 3	OVERALL	0- 4	3- 2	9- 0				
6- 9	0- 5	0- 1	HOME	0- 2	0- 1	6- 0				
5- 6	0- 2	0- 2	AWAY	0- 1	3- 1	2- 0				
1- 2	0- 1	0- 0	NEUTRAL	0- 1	0- 0	1- 0				
8- 5	0- 2	0- 1	NON-CONFERENCE	0- 2	0- 0	8- 0				
6- 1	0- 1	0- 0	HOME	0- 0	0- 0	6- 0				
1- 2	0- 0	0- 1	AWAY	0- 1	0- 0	1- 0				
1- 2	0- 1	0- 0	NEUTRAL	0- 1	0- 0	1- 0				
4- 12	0- 6	0- 2	CONFERENCE	0- 2	3- 2	1- 0				
0- 8	0- 4	0- 1	HOME	0- 2	0- 1	0- 0				
4- 4	0- 2	0- 1	AWAY	0- 0	3- 1	1- 0				
0- 0	0- 0	0- 0	NEUTRAL	0- 0	0- 0	0- 0				

RPI 1-25				RPI 26-50				RPI 51-100				RPI 101+ Team's RPI: 130			
RPI	S	Opponent	Score	RPI	S	Opponent	Score	RPI	S	Opponent	Score	RPI	S	Opponent	Score
1	H	Notre Dame	55 <b>65</b>	32	A	Princeton	47 <b>61</b>	51	H	Duke	48 <b>70</b>	101	A	Virginia	58 55
11	N	Maryland	49 <b>70</b>	33	A	Miami (FL)	55 <b>79</b>	59	N	South Dakota St.	54 <b>55</b>	109	A	Virginia Tech	59 48
13	H	Florida St.	55 <b>66</b>	48	H	North Carolina St.	76 <b>78</b>	68	A	Michigan	45 <b>82</b>	115	A	Boston College	43 <b>54</b>
14	A	Louisville	36 <b>65</b>					70	H	Georgia Tech	60 <b>66</b>	132	H	Wake Forest	49 <b>60</b>
14	H	Louisville	61 <b>84</b>									137	A	North Carolina	76 60
16	A	Syracuse	48 <b>71</b>									154	N	Old Dominion	67 58
16	H	Syracuse	56 <b>70</b>									248	A	Clemson	59 56
23	H	Duquesne	65 <b>79</b>									250	H	Holy Cross	56 50
												262	A	Saint Francis (PA)	74 59
												281	H	American	76 58
												283	H	Rider	75 44
												316	H	Delaware St.	77 43
												319	H	Mt. St. Mary's	74 57
												342	H	Wagner	67 41
LAST 12 Division I GAMES:															
14	A	Louisville	36 <b>65</b>	132	H	Wake Forest	49 <b>60</b>								
70	H	Georgia Tech	60 <b>66</b>	248	A	Clemson	59 56								
16	H	Syracuse	56 <b>70</b>	51	H	Duke	48 <b>70</b>								
137	A	North Carolina	76 60	101	A	Virginia	58 55								
109	A	Virginia Tech	59 48	115	A	Boston College	43 <b>54</b>								
14	H	Louisville	61 <b>84</b>	13	H	Florida St.	55 <b>66</b>								

Non-Div I Games:

Pittsburgh

■ Loss, 
■ Non-Conf, S Site, 
■ Home 
■ Away 
N Neutral

RPI 1-25				RPI 26-50				RPI 51-100				RPI 101+				Team's RPI: 284	
RPI	S	Opponent	Score	RPI	S	Opponent	Score	RPI	S	Opponent	Score	RPI	S	Opponent	Score		
9	H	Oregon St.	50 94	31	A	Washington	65 83	67	A	Santa Clara	47 66	104	A	Gonzaga	51 86		
15	A	BYU	66 78	50	A	St. Mary's (CA)	53 95	67	H	Santa Clara	45 67	104	H	Gonzaga	63 71		
15	H	BYU	59 84	50	H	St. Mary's (CA)	51 78	72	A	Oregon	52 93	141	A	Montana St.	57 86		
								78	A	San Diego	43 71	151	H	Boise St.	49 89		
								78	H	San Diego	67 77	162	A	Pacific	38 87		
								98	A	San Francisco	69 90	162	H	Pacific	64 72		
								98	H	San Francisco	63 82	171	A	Montana	67 90		
												188	H	UC Davis	47 72		
												196	H	Weber St.	55 57		
												240	A	Loyola Marymount	52 62		
												240	H	Loyola Marymount	62 77		
												278	A	Pepperdine	62 74		
												278	H	Pepperdine	81 79		
												299	H	CSUN	62 68		
												320	A	Portland St.	69 53		
LAST 12 Division I GAMES:																	
				78	H	San Diego	67 77	278	H	Pepperdine	81 79						
				15	H	BYU	59 84	67	A	Santa Clara	47 66						
				50	A	St. Mary's (CA)	53 95	98	A	San Francisco	69 90						
				162	A	Pacific	38 87	50	H	St. Mary's (CA)	51 78						
				104	A	Gonzaga	51 86	162	H	Pacific	64 72						
				240	H	Loyola Marymount	62 77	15	A	BYU	66 78						

Non-Div I Games:	Willamette	73	54
------------------	------------	----	----

Page 232



Average RPI Win:	239	WON-LOST	WINNING	LAST 10	STRENGTH OF	OPP. STRENGTH	TEAM	ADJ.	CONF.	ADJ CONF.
Average RPI Loss:	173	RECORD	PCT. RANK	GAMES	SCHEDULE	OF SCHEDULE	RPI	RPI	RPI	RPI
DIV. I ONLY	2- 23	343	1- 9	100	312	320	320	20	20	
DIV. I NON-CONF.	1- 8	320	0- 0	240	276	334	334	23	23	
TOTALS	RPI 1-25	RPI 26-50	W-L RECORDS	RPI 51-100	RPI 101-150	RPI 150+				
2- 23	0- 0	0- 0	OVERALL	0- 3	0- 6	2- 14				
2- 11	0- 0	0- 0	HOME	0- 0	0- 3	2- 8				
0- 12	0- 0	0- 0	AWAY	0- 3	0- 3	0- 6				
0- 0	0- 0	0- 0	NEUTRAL	0- 0	0- 0	0- 0				
1- 8	0- 0	0- 0	NON-CONFERENCE	0- 3	0- 1	1- 4				
1- 3	0- 0	0- 0	HOME	0- 0	0- 0	1- 3				
0- 5	0- 0	0- 0	AWAY	0- 3	0- 1	0- 1				
0- 0	0- 0	0- 0	NEUTRAL	0- 0	0- 0	0- 0				
1- 15	0- 0	0- 0	CONFERENCE	0- 0	0- 5	1- 10				
1- 8	0- 0	0- 0	HOME	0- 0	0- 3	1- 5				
0- 7	0- 0	0- 0	AWAY	0- 0	0- 2	0- 5				
0- 0	0- 0	0- 0	NEUTRAL	0- 0	0- 0	0- 0				

RPI 1-25				RPI 26-50				RPI 51-100				RPI 101+				Team's RPI: 320	
RPI	S	Opponent	Score	RPI	S	Opponent	Score	RPI	S	Opponent	Score	RPI	S	Opponent	Score		
								57	A	South Dakota	61	103	113	H	North Dakota	62	75
								59	A	South Dakota St.	65	74	135	A	Long Beach St.	71	89
								72	A	Oregon	59	122	139	A	Idaho	63	84
												139	H	Idaho	65	94	
												141	A	Montana St.	64	74	
												141	H	Montana St.	59	106	
												171	A	Montana	57	76	
												171	H	Montana	58	79	
												172	A	Sacramento St.	91	132	
												172	H	Sacramento St.	78	126	
												179	A	Eastern Wash.	57	70	
												179	H	Eastern Wash.	81	79	
												184	H	Northern Colo.	59	70	
												188	H	UC Davis	70	82	
												196	A	Weber St.	73	102	
												196	H	Weber St.	58	75	
												234	A	Idaho St.	70	71	
												234	H	Idaho St.	42	64	
												265	H	Seattle	64	85	
												284	H	Portland	53	69	
												299	H	CSUN	83	77	
												337	A	Cal St. Fullerton	69	84	
LAST 12 Division I GAMES:																	
				184	H	Northern Colo.	59	70	171	A	Montana	57	76				
				113	H	North Dakota	62	75	141	A	Montana St.	64	74				
				179	A	Eastern Wash.	57	70	139	H	Idaho	65	94				
				139	A	Idaho	63	84	179	H	Eastern Wash.	81	79				
				196	H	Weber St.	58	75	172	H	Sacramento St.	78	126				
				234	H	Idaho St.	42	64	234	A	Idaho St.	70	71				

Non-Div I Games: Warner Pacific 64 76 Corban 90 76

Portland St.

Loss, Non-Conf, S Site, H Home A Away N Neutral

Average RPI Win:	308	WON-LOST	WINNING	LAST 10	STRENGTH OF	OPP. STRENGTH	TEAM	ADJ.	CONF.	ADJ CONF.
Average RPI Loss:	201	RECORD	PCT. RANK	GAMES	SCHEDULE	OF SCHEDULE	RPI	RPI	RPI	RPI
DIV. I ONLY	12- 12	167	6- 4	343	339	273	273	31	31	
DIV. I NON-CONF.	3- 5	218	0- 0	293	119	221	221	31	31	
TOTALS	RPI 1-25	RPI 26-50	W-L RECORDS	RPI 51-100	RPI 101-150	RPI 150+				
12- 12	0- 1	0- 0	OVERALL	0- 2	0- 0	12- 9				
6- 4	0- 0	0- 0	HOME	0- 0	0- 0	6- 4				
6- 7	0- 1	0- 0	AWAY	0- 0	0- 0	6- 0				
0- 1	0- 0	0- 0	NEUTRAL	0- 0	0- 0	0- 1				
3- 5	0- 1	0- 0	NON-CONFERENCE	0- 2	0- 0	3- 2				
1- 0	0- 0	0- 0	HOME	0- 0	0- 0	1- 0				
2- 4	0- 1	0- 0	AWAY	0- 2	0- 0	2- 1				
0- 1	0- 0	0- 0	NEUTRAL	0- 0	0- 0	0- 1				
9- 7	0- 0	0- 0	CONFERENCE	0- 0	0- 0	9- 7				
5- 4	0- 0	0- 0	HOME	0- 0	0- 0	5- 4				
4- 3	0- 0	0- 0	AWAY	0- 0	0- 0	4- 3				
0- 0	0- 0	0- 0	NEUTRAL	0- 0	0- 0	0- 0				

RPI 1-25				RPI 26-50				RPI 51-100				RPI 101+ Team's RPI: 273			
RPI	S	Opponent	Score	RPI	S	Opponent	Score	RPI	S	Opponent	Score	RPI	S	Opponent	Score
17	A	Texas A&M	30 88					70	A	Georgia Tech	48 96	168	A	Louisiana Tech	77 68
								88	A	TCU	60 69	175	H	Southern U.	55 65
												190	A	Grambling	66 69
												190	H	Grambling	44 51
												249	A	Texas Southern	65 72
												249	H	Texas Southern	43 50
												260	A	Alabama St.	54 65
												260	H	Alabama St.	63 60
												285	H	Lamar	80 72
												288	A	Wichita St.	36 64
												301	H	Alcorn	58 54
												311	A	Nicholls St.	81 70
												313	A	Jackson St.	62 52
												313	H	Jackson St.	67 77
												324	N	North Dakota St.	58 79
												331	A	Ark.-Pine Bluff	70 66
												331	H	Ark.-Pine Bluff	70 55
												346	A	Alabama A&M	67 52
												346	H	Alabama A&M	93 72
												349	A	Mississippi Val.	81 50
												349	H	Mississippi Val.	80 57
LAST 12 Division I GAMES:															
346	H	Alabama A&M	93 72	249	H	Texas Southern	43 50								
260	H	Alabama St.	63 60	260	A	Alabama St.	54 65								
349	A	Mississippi Val.	81 50	346	A	Alabama A&M	67 52								
331	A	Ark.-Pine Bluff	70 66	349	H	Mississippi Val.	80 57								
313	H	Jackson St.	67 77	331	H	Ark.-Pine Bluff	70 55								
190	H	Grambling	44 51	313	A	Jackson St.	62 52								

Non-Div I Games: Howard Payne 86 46

Prairie View

Loss, Non-Conf, S Site, H Home A Away N Neutral

Presbyterian

Through Games Of Feb. 29, 2016

Average RPI Win: <b>277</b>	WON-LOST	WINNING	LAST 10	STRENGTH OF	OPP. STRENGTH	TEAM	ADJ.	CONF.	ADJ CONF.
Average RPI Loss: <b>182</b>	RECORD	PCT. RANK	GAMES	SCHEDULE	OF SCHEDULE	RPI	RPI	RPI	RPI
DIV. I ONLY	13- 11	149	6- 4	323	287	223	223	28	28
DIV. I NON-CONF.	1- 5	304	0- 0	336	95	342	342	29	29
TOTALS	RPI 1-25	RPI 26-50	W-L RECORDS	RPI 51-100	RPI 101-150	RPI 150+			
13- 11	0- 0	0- 0	OVERALL	0- 1	1- 3	12- 7			
9- 2	0- 0	0- 0	HOME	0- 0	1- 1	8- 1			
4- 9	0- 0	0- 0	AWAY	0- 1	0- 2	4- 6			
0- 0	0- 0	0- 0	NEUTRAL	0- 0	0- 0	0- 0			
1- 5	0- 0	0- 0	NON-CONFERENCE	0- 1	0- 1	1- 3			
1- 0	0- 0	0- 0	HOME	0- 0	0- 0	1- 0			
0- 5	0- 0	0- 0	AWAY	0- 1	0- 1	0- 3			
0- 0	0- 0	0- 0	NEUTRAL	0- 0	0- 0	0- 0			
12- 6	0- 0	0- 0	CONFERENCE	0- 0	1- 2	11- 4			
8- 2	0- 0	0- 0	HOME	0- 0	1- 1	7- 1			
4- 4	0- 0	0- 0	AWAY	0- 0	0- 1	4- 3			
0- 0	0- 0	0- 0	NEUTRAL	0- 0	0- 0	0- 0			

RPI 1-25				RPI 26-50				RPI 51-100				RPI 101+				Team's RPI: 223	
RPI	S	Opponent	Score	RPI	S	Opponent	Score	RPI	S	Opponent	Score	RPI	S	Opponent	Score		
								79	A	Vanderbilt	38	56	109	A	Virginia Tech	44	58
												116	H	Liberty	60	42	
												136	A	UNC Asheville	59	68	
												136	H	UNC Asheville	63	72	
												161	A	East Carolina	57	84	
												186	A	Gardner-Webb	40	51	
												186	H	Gardner-Webb	60	53	
												189	A	Colorado	60	72	
												201	H	Radford	53	64	
												247	A	High Point	47	61	
												247	H	High Point	82	70	
												270	A	Campbell	69	45	
												270	H	Campbell	64	54	
												272	A	Coastal Caro.	47	60	
												272	H	Coastal Caro.	66	42	
												289	A	Kennesaw St.	47	49	
												297	A	Charleston So.	63	49	
												297	H	Charleston So.	52	37	
												321	A	Longwood	59	38	
												321	H	Longwood	75	49	
												327	A	Winthrop	59	48	
												327	H	Winthrop	77	44	
												348	H	N.C. Central	60	50	
LAST 12 Division I GAMES:																	
327	H	Winthrop	77	44	321	H	Longwood	75	49								
272	A	Coastal Caro.	47	60	186	H	Gardner-Webb	60	53								
270	H	Campbell	64	54	136	A	UNC Asheville	59	68								
186	A	Gardner-Webb	40	51	272	H	Coastal Caro.	66	42								
297	H	Charleston So.	52	37	270	A	Campbell	69	45								
247	A	High Point	47	61	327	A	Winthrop	59	48								

Non-Div I Games: Warren Wilson 95 56 Columbia (SC) 104 37 Brevard 70 53

Presbyterian

Loss, Non-Conf, S Site, H Home A Away N Neutral

Average RPI Win:	192	WON-LOST	WINNING	LAST 10	STRENGTH OF	OPP. STRENGTH	TEAM	ADJ.	CONF.	ADJ CONF.
Average RPI Loss:	37	RECORD	PCT. RANK	GAMES	SCHEDULE	OF SCHEDULE	RPI	RPI	RPI	RPI
DIV. I ONLY	21- 4	19	10- 0	151	98	32	32	10	10	
DIV. I NON-CONF.	11- 3	54	1- 0	209	55	59	59	12	12	
TOTALS	RPI 1-25	RPI 26-50	W-L RECORDS	RPI 51-100	RPI 101-150	RPI 150+				
21- 4	1- 1	0- 2	OVERALL	2- 1	1- 0	17- 0				
11- 0	1- 0	0- 0	HOME	1- 0	1- 0	8- 0				
8- 4	0- 1	0- 2	AWAY	1- 1	0- 0	7- 0				
2- 0	0- 0	0- 0	NEUTRAL	0- 0	0- 0	2- 0				
11- 3	1- 1	0- 1	NON-CONFERENCE	1- 1	1- 0	8- 0				
7- 0	1- 0	0- 0	HOME	1- 0	1- 0	4- 0				
2- 3	0- 1	0- 1	AWAY	0- 1	0- 0	2- 0				
2- 0	0- 0	0- 0	NEUTRAL	0- 0	0- 0	2- 0				
10- 1	0- 0	0- 1	CONFERENCE	1- 0	0- 0	9- 0				
4- 0	0- 0	0- 0	HOME	0- 0	0- 0	4- 0				
6- 1	0- 0	0- 1	AWAY	1- 0	0- 0	5- 0				
0- 0	0- 0	0- 0	NEUTRAL	0- 0	0- 0	0- 0				

RPI 1-25				RPI 26-50				Team's RPI: 32	RPI 51-100				RPI 101+			
RPI	S	Opponent	Score	RPI	S	Opponent	Score		RPI	S	Opponent	Score	RPI	S	Opponent	Score
5	A	Ohio St.	70 90	34	A	Penn	48 50		68	H	Michigan	74 57	130	H	Pittsburgh	61 47
23	H	Duquesne	94 66	36	A	Seton Hall	64 71		71	A	Dayton	81 85	156	A	Cornell	94 57
									100	A	Harvard	92 83	156	H	Cornell	71 51
													164	A	Yale	94 81
													164	H	Yale	65 50
													166	H	Fordham	55 44
													169	A	Marist	77 44
													180	H	Hampton	79 55
													213	A	Brown	83 57
													213	H	Brown	72 53
													229	A	Dartmouth	85 48
													235	A	Columbia	77 48
													235	H	Columbia	86 54
													256	H	Monmouth	81 70
													265	N	Seattle	85 48
													281	H	American	72 34
													283	A	Rider	78 59
													340	N	UC Irvine	83 42
LAST 12 Division I GAMES:																
156	A	Cornell	94 57	100	A	Harvard	92 83									
235	A	Columbia	77 48	229	A	Dartmouth	85 48									
213	A	Brown	83 57	164	H	Yale	65 50									
164	A	Yale	94 81	213	H	Brown	72 53									
235	H	Columbia	86 54	34	A	Penn	48 50									
156	H	Cornell	71 51	180	H	Hampton	79 55									

Non-Div I Games:

Princeton

Average RPI Win:	208	WON-LOST	WINNING	LAST 10	STRENGTH OF	OPP. STRENGTH	TEAM	ADJ.	CONF.	ADJ CONF.
Average RPI Loss:	99	RECORD	PCT. RANK	GAMES	SCHEDULE	OF SCHEDULE	RPI	RPI	RPI	RPI
DIV. I ONLY	5- 23	317	1- 9	71	87	259	259	6	6	
DIV. I NON-CONF.	4- 6	201	0- 0	103	253	201	201	6	6	
TOTALS	RPI 1-25	RPI 26-50	W-L RECORDS	RPI 51-100	RPI 101-150	RPI 150+				
5- 23	0- 2	0- 4	OVERALL	0- 8	1- 3	4- 6				
4- 11	0- 1	0- 2	HOME	0- 4	1- 1	3- 3				
1- 12	0- 1	0- 2	AWAY	0- 4	0- 2	1- 3				
0- 0	0- 0	0- 0	NEUTRAL	0- 0	0- 0	0- 0				
4- 6	0- 0	0- 0	NON-CONFERENCE	0- 2	0- 2	4- 2				
3- 3	0- 0	0- 0	HOME	0- 1	0- 1	3- 1				
1- 3	0- 0	0- 0	AWAY	0- 1	0- 1	1- 1				
0- 0	0- 0	0- 0	NEUTRAL	0- 0	0- 0	0- 0				
1- 17	0- 2	0- 4	CONFERENCE	0- 6	1- 1	0- 4				
1- 8	0- 1	0- 2	HOME	0- 3	1- 0	0- 2				
0- 9	0- 1	0- 2	AWAY	0- 3	0- 1	0- 2				
0- 0	0- 0	0- 0	NEUTRAL	0- 0	0- 0	0- 0				

RPI 1-25				RPI 26-50				RPI 51-100				RPI 101+ Team's RPI: 259			
RPI	S	Opponent	Score	RPI	S	Opponent	Score	RPI	S	Opponent	Score	RPI	S	Opponent	Score
19	A	DePaul	50 96	36	A	Seton Hall	54 71	52	A	Albany (NY)	58 71	109	A	Virginia Tech	46 62
19	H	DePaul	68 91	36	H	Seton Hall	54 64	56	A	St. John's (NY)	54 69	115	H	Boston College	41 67
				47	A	Villanova	39 67	56	H	St. John's (NY)	61 80	131	A	Creighton	48 72
				47	H	Villanova	47 76	61	H	FGCU	41 50	131	H	Creighton	61 59
								94	A	Georgetown	53 63	157	A	Xavier	47 72
								94	H	Georgetown	51 82	157	H	Xavier	54 62
								96	A	Marquette	75 105	195	A	Butler	50 65
								96	H	Marquette	85 92	195	H	Butler	67 77
												200	H	Richmond	50 57
												205	H	Hartford	69 50
												213	A	Brown	47 57
												216	A	Rhode Island	64 55
												231	H	Bryant	88 78
												256	H	Monmouth	71 59
LAST 12 Division I GAMES:															
36	A	Seton Hall	54 71	157	A	Xavier	47 72								
56	A	St. John's (NY)	54 69	47	H	Villanova	47 76								
96	H	Marquette	85 92	94	H	Georgetown	51 82								
19	H	DePaul	68 91	19	A	DePaul	50 96								
131	H	Creighton	61 59	96	A	Marquette	75 105								
195	A	Butler	50 65	131	A	Creighton	48 72								

Non-Div I Games:

Providence

■ Loss, 
 ■ Non-Conf, 
 ■ S Site, 
 ■ H Home 
 ■ A Away 
 N Neutral

Average RPI Win:	131	WON-LOST	WINNING	LAST 10	STRENGTH OF	OPP. STRENGTH	TEAM	ADJ.	CONF.	ADJ CONF.
Average RPI Loss:	57	RECORD	PCT. RANK	GAMES	SCHEDULE	OF SCHEDULE	RPI	RPI	RPI	RPI
DIV. I ONLY	19- 10	82	4- 6	68	19	58	58	5	5	
DIV. I NON-CONF.	9- 2	37	0- 0	164	41	78	78	4	4	
TOTALS	RPI 1-25	RPI 26-50	W-L RECORDS	RPI 51-100	RPI 101-150	RPI 150+				
19- 10	1- 5	1- 0	OVERALL	8- 3	3- 1	6- 1				
12- 4	0- 1	1- 0	HOME	6- 2	0- 1	5- 0				
5- 5	0- 3	0- 0	AWAY	2- 1	2- 0	1- 1				
2- 1	1- 1	0- 0	NEUTRAL	0- 0	1- 0	0- 0				
9- 2	1- 1	0- 0	NON-CONFERENCE	3- 0	1- 1	4- 0				
6- 1	0- 0	0- 0	HOME	3- 0	0- 1	3- 0				
1- 0	0- 0	0- 0	AWAY	0- 0	0- 0	1- 0				
2- 1	1- 1	0- 0	NEUTRAL	0- 0	1- 0	0- 0				
10- 8	0- 4	1- 0	CONFERENCE	5- 3	2- 0	2- 1				
6- 3	0- 1	1- 0	HOME	3- 2	0- 0	2- 0				
4- 5	0- 3	0- 0	AWAY	2- 1	2- 0	0- 1				
0- 0	0- 0	0- 0	NEUTRAL	0- 0	0- 0	0- 0				

RPI	S	Opponent	Score	RPI	S	Opponent	Score	RPI	S	Opponent	Score	RPI	S	Opponent	Score
5	A	Ohio St.	70 90	40	H	Indiana	63 53	54	H	Rutgers	74 68	115	H	Boston College	56 58
7	N	Stanford	65 71					62	H	Ball St.	73 63	117	A	Northwestern	85 71
11	A	Maryland	59 73					63	A	Iowa	55 63	119	N	LSU	69 52
11	H	Maryland	67 87					63	H	Iowa	90 73	127	A	Penn St.	88 78
14	N	Louisville	62 60					68	A	Michigan	65 63	163	H	Illinois	69 65
21	A	Michigan St.	56 68					68	H	Michigan	61 68	177	A	Wisconsin	57 64
								69	H	Maine	56 33	177	H	Wisconsin	68 48
								71	H	Dayton	61 58	230	H	Ill.-Chicago	62 51
								76	H	Minnesota	84 72	294	H	Jacksonville St.	67 48
								90	A	Nebraska	68 50	325	A	North Florida	70 47
								90	H	Nebraska	61 62	335	H	Incarnate Word	95 27
LAST 12 Division I GAMES:															
177	H	Wisconsin	68 48	177	A	Wisconsin	57 64								
54	H	Rutgers	74 68	11	H	Maryland	67 87								
90	A	Nebraska	68 50	127	A	Penn St.	88 78								
63	A	Iowa	55 63	21	A	Michigan St.	56 68								
68	H	Michigan	61 68	63	H	Iowa	90 73								
11	A	Maryland	59 73	90	H	Nebraska	61 62								

Non-Div I Games:

Purdue

■ Loss, 
 ■ Non-Conf, 
 ■ S Site, 
 ■ H Home 
 ■ A Away 
 N Neutral

Average RPI Win: 225		WON-LOST	WINNING	LAST 10	STRENGTH OF	OPP. STRENGTH	TEAM	ADJ.	CONF.	ADJ CONF.
Average RPI Loss: 138		RECORD	PCT. RANK	GAMES	SCHEDULE	OF SCHEDULE	RPI	RPI	RPI	RPI
DIV. I ONLY		22- 7	45	10- 0	196	240	82	82	22	22
DIV. I NON-CONF.		5- 4	138	0- 0	39	154	73	73	22	22
TOTALS	RPI 1-25		RPI 26-50		W-L RECORDS	RPI 51-100	RPI 101-150		RPI 150+	
22- 7	0- 0		0- 0		OVERALL	1- 4	2- 0		19- 3	
12- 1	0- 0		0- 0		HOME	1- 0	1- 0		10- 1	
10- 5	0- 0		0- 0		AWAY	0- 0	1- 0		9- 1	
0- 1	0- 0		0- 0		NEUTRAL	0- 1	0- 0		0- 0	
5- 4	0- 0		0- 0		NON-CONFERENCE	1- 4	0- 0		4- 0	
3- 0	0- 0		0- 0		HOME	1- 0	0- 0		2- 0	
2- 3	0- 0		0- 0		AWAY	0- 3	0- 0		2- 0	
0- 1	0- 0		0- 0		NEUTRAL	0- 1	0- 0		0- 0	
17- 3	0- 0		0- 0		CONFERENCE	0- 0	2- 0		15- 3	
9- 1	0- 0		0- 0		HOME	0- 0	1- 0		8- 1	
8- 2	0- 0		0- 0		AWAY	0- 0	1- 0		7- 2	
0- 0	0- 0		0- 0		NEUTRAL	0- 0	0- 0		0- 0	

[illegible]

Non-Div I Games:

Quinnipiac

Loss, Non-Conf, S Site, H Home A Away N Neutral

Average RPI Win:	267	WON-LOST	WINNING	LAST 10	STRENGTH OF	OPP. STRENGTH	TEAM	ADJ.	CONF.	ADJ CONF.
Average RPI Loss:	161	RECORD	PCT. RANK	GAMES	SCHEDULE	OF SCHEDULE	RPI	RPI	RPI	RPI
DIV. I ONLY	13- 12	157	5- 5	266	268	201	201	28	28	
DIV. I NON-CONF.	2- 5	253	0- 0	203	97	244	244	29	29	
TOTALS	RPI 1-25	RPI 26-50	W-L RECORDS	RPI 51-100	RPI 101-150	RPI 150+				
13- 12	0- 0	0- 1	OVERALL	0- 0	0- 6	13- 5				
8- 3	0- 0	0- 0	HOME	0- 0	0- 2	8- 1				
5- 9	0- 0	0- 1	AWAY	0- 0	0- 4	5- 4				
0- 0	0- 0	0- 0	NEUTRAL	0- 0	0- 0	0- 0				
2- 5	0- 0	0- 1	NON-CONFERENCE	0- 0	0- 2	2- 2				
2- 0	0- 0	0- 0	HOME	0- 0	0- 0	2- 0				
0- 5	0- 0	0- 1	AWAY	0- 0	0- 2	0- 2				
0- 0	0- 0	0- 0	NEUTRAL	0- 0	0- 0	0- 0				
11- 7	0- 0	0- 0	CONFERENCE	0- 0	0- 4	11- 3				
6- 3	0- 0	0- 0	HOME	0- 0	0- 2	6- 1				
5- 4	0- 0	0- 0	AWAY	0- 0	0- 2	5- 2				
0- 0	0- 0	0- 0	NEUTRAL	0- 0	0- 0	0- 0				

RPI 1-25			RPI 26-50			RPI 51-100			RPI 101+ Team's RPI: 201		
RPI	S	Opponent	Score	RPI	S	Opponent	Score	RPI	S	Opponent	Score
				48	A	North Carolina St.	52 67	109	A	Virginia Tech	40 47
								116	A	Liberty	53 67
								116	H	Liberty	43 49
								126	A	Youngstown St.	53 54
								136	A	UNC Asheville	48 58
								136	H	UNC Asheville	46 54
								157	A	Xavier	56 63
								174	H	Davidson	79 68
								183	H	George Mason	66 63
								186	A	Gardner-Webb	50 54
								186	H	Gardner-Webb	54 51
								223	A	Presbyterian	64 53
								247	A	High Point	66 71
								247	H	High Point	54 56
								270	H	Campbell	62 59
								272	A	Coastal Caro.	49 36
								272	H	Coastal Caro.	61 45
								297	A	Charleston So.	61 50
								297	H	Charleston So.	55 40
								302	A	Wofford	70 79
								321	A	Longwood	79 67
								321	H	Longwood	80 64
								327	A	Winthrop	67 38
								327	H	Winthrop	66 44
LAST 12 Division I GAMES:											
				327	A	Winthrop	67 38				
				321	H	Longwood	80 64				
				136	A	UNC Asheville	48 58				
				297	A	Charleston So.	61 50				
				186	H	Gardner-Webb	54 51				
				116	A	Liberty	53 67				
				272	A	Coastal Caro.	49 36				
				136	H	UNC Asheville	46 54				
				247	H	High Point	54 56				
				186	A	Gardner-Webb	50 54				
				297	H	Charleston So.	55 40				
				321	A	Longwood	79 67				

Non-Div I Games: Concord 92 36 Lees-McRae 84 39

Radford

Loss, Non-Conf, S Site, H Home A Away N Neutral



## Rhode Island

Through Games Of Feb. 29, 2016

Average RPI Win:	243	WON-LOST	WINNING	LAST 10	STRENGTH OF	OPP. STRENGTH	TEAM	ADJ.	CONF.	ADJ CONF.
Average RPI Loss:	109	RECORD	PCT. RANK	GAMES	SCHEDULE	OF SCHEDULE	RPI	RPI	RPI	RPI
DIV. I ONLY	11- 17	236	2- 8	184	104	216	216	7	7	
DIV. I NON-CONF.	6- 6	160	0- 0	291	198	231	231	8	8	
TOTALS	RPI 1-25	RPI 26-50	W-L RECORDS	RPI 51-100	RPI 101-150	RPI 150+				
11- 17	0- 3	0- 2	OVERALL	1- 5	0- 0	10- 7				
5- 9	0- 2	0- 1	HOME	1- 3	0- 0	4- 3				
6- 7	0- 1	0- 1	AWAY	0- 2	0- 0	6- 3				
0- 1	0- 0	0- 0	NEUTRAL	0- 0	0- 0	0- 1				
6- 6	0- 1	0- 0	NON-CONFERENCE	1- 1	0- 0	5- 4				
3- 3	0- 1	0- 0	HOME	1- 1	0- 0	2- 1				
3- 2	0- 0	0- 0	AWAY	0- 0	0- 0	3- 2				
0- 1	0- 0	0- 0	NEUTRAL	0- 0	0- 0	0- 1				
5- 11	0- 2	0- 2	CONFERENCE	0- 4	0- 0	5- 3				
2- 6	0- 1	0- 1	HOME	0- 2	0- 0	2- 2				
3- 5	0- 1	0- 1	AWAY	0- 2	0- 0	3- 1				
0- 0	0- 0	0- 0	NEUTRAL	0- 0	0- 0	0- 0				

RPI	S	Opponent	Score	RPI	S	Opponent	Score	RPI	S	Opponent	Score	RPI	S	Opponent	Score	Team's RPI: 216
16	H	Syracuse	54 57	30	H	St. Bonaventure	56 69	52	H	Albany (NY)	58 67	155	A	Marshall	62 72	
23	A	Duquesne	56 61	38	A	George Washington	52 68	53	A	Saint Louis	60 77	166	A	Fordham	42 50	
23	H	Duquesne	70 79					71	H	Dayton	53 67	174	H	Davidson	78 62	
								84	H	VCU	36 49	180	N	Hampton	54 59	
								99	A	Saint Joseph's	63 74	183	H	George Mason	65 68	
								100	H	Harvard	56 52	200	A	Richmond	57 50	
												209	A	Massachusetts	80 79	
												209	H	Massachusetts	64 71	
												213	A	Brown	63 67	
												229	A	Dartmouth	57 41	
												235	H	Columbia	57 56	
												259	H	Providence	55 64	
												277	A	La Salle	72 61	
												277	H	La Salle	62 52	
												309	A	FIU	68 50	
												317	H	UMass Lowell	72 64	
												344	A	Boston U.	57 41	
LAST 12 Division I GAMES:																
53	A	Saint Louis	60 77	71	H	Dayton	53 67									
209	H	Massachusetts	64 71	277	H	La Salle	62 52									
99	A	Saint Joseph's	63 74	166	A	Fordham	42 50									
84	H	VCU	36 49	209	A	Massachusetts	80 79									
183	H	George Mason	65 68	174	H	Davidson	78 62									
23	A	Duquesne	56 61	277	A	La Salle	72 61									

Non-Div I Games:

Rhode Island

■ Loss, 
■ Non-Conf, 
■ S Site, 
■ H Home 
■ A Away 
N Neutral

Average RPI Win: <b>222</b>	WON-LOST	WINNING	LAST 10	STRENGTH OF	OPP. STRENGTH	TEAM	ADJ.	CONF.	ADJ CONF.
Average RPI Loss: <b>130</b>	RECORD	PCT. RANK	GAMES	SCHEDULE	OF SCHEDULE	RPI	RPI	RPI	RPI
DIV. I ONLY	<b>8- 19</b>	<b>279</b>	<b>5- 5</b>	<b>92</b>	<b>139</b>	<b>225</b>	<b>225</b>	<b>12</b>	<b>12</b>
DIV. I NON-CONF.	<b>1- 10</b>	<b>330</b>	<b>0- 0</b>	<b>63</b>	<b>173</b>	<b>260</b>	<b>260</b>	<b>11</b>	<b>11</b>
TOTALS	RPI 1-25	RPI 26-50	W-L RECORDS	RPI 51-100	RPI 101-150	RPI 150+			
8- 19	0- 4	0- 1	OVERALL	0- 3	0- 1	8- 10			
4- 10	0- 2	0- 0	HOME	0- 3	0- 1	4- 4			
4- 9	0- 2	0- 1	AWAY	0- 0	0- 0	4- 6			
0- 0	0- 0	0- 0	NEUTRAL	0- 0	0- 0	0- 0			
1- 10	0- 3	0- 0	NON-CONFERENCE	0- 1	0- 0	1- 6			
0- 5	0- 1	0- 0	HOME	0- 1	0- 0	0- 3			
1- 5	0- 2	0- 0	AWAY	0- 0	0- 0	1- 3			
0- 0	0- 0	0- 0	NEUTRAL	0- 0	0- 0	0- 0			
7- 9	0- 1	0- 1	CONFERENCE	0- 2	0- 1	7- 4			
4- 5	0- 1	0- 0	HOME	0- 2	0- 1	4- 1			
3- 4	0- 0	0- 1	AWAY	0- 0	0- 0	3- 3			
0- 0	0- 0	0- 0	NEUTRAL	0- 0	0- 0	0- 0			

RPI 1-25				RPI 26-50				RPI 51-100				RPI 101+ Team's RPI: 225			
RPI	S	Opponent	Score	RPI	S	Opponent	Score	RPI	S	Opponent	Score	RPI	S	Opponent	Score
2	A	Baylor	38 <b>89</b>	42	A	Western Ky.	49 <b>52</b>	60	H	Middle Tenn.	60 <b>61</b>	147	H	UAB	55 <b>64</b>
6	H	Texas	47 <b>70</b>					77	H	Charlotte	58 <b>69</b>	152	A	Southern Miss.	62 <b>68</b>
12	A	Kentucky	39 <b>72</b>					100	H	Harvard	61 <b>67</b>	152	H	Southern Miss.	49 <b>59</b>
22	H	UTEP	54 <b>60</b>									153	A	McNeese St.	53 <b>61</b>
												154	H	Old Dominion	68 46
												155	A	Marshall	52 <b>81</b>
												168	A	Louisiana Tech	61 <b>63</b>
												168	H	Louisiana Tech	84 77
												173	H	Loyola Chicago	50 <b>57</b>
												178	A	Fla. Atlantic	75 54
												203	A	Stephen F. Austin	45 <b>59</b>
												228	A	Sam Houston St.	58 46
												236	A	North Texas	79 73
												236	H	North Texas	100 97
												249	H	Texas Southern	66 <b>69</b>
												263	H	UTSA	49 48
												286	H	Houston	59 <b>62</b>
												309	A	FIU	68 62
												315	A	A&M-Corpus Christi	55 <b>60</b>
LAST 12 Division I GAMES:															
168	H	Louisiana Tech	84 77	152	A	Southern Miss.	62 <b>68</b>								
152	H	Southern Miss.	49 <b>59</b>	168	A	Louisiana Tech	61 <b>63</b>								
309	A	FIU	68 62	236	A	North Texas	79 73								
178	A	Fla. Atlantic	75 54	60	H	Middle Tenn.	60 <b>61</b>								
154	H	Old Dominion	68 46	147	H	UAB	55 <b>64</b>								
77	H	Charlotte	58 <b>69</b>	155	A	Marshall	52 <b>81</b>								

Non-Div I Games:

Rice

Average RPI Win: <b>216</b>	WON-LOST	WINNING	LAST 10	STRENGTH OF	OPP. STRENGTH	TEAM	ADJ.	CONF.	ADJ CONF.
Average RPI Loss: <b>104</b>	RECORD	PCT. RANK	GAMES	SCHEDULE	OF SCHEDULE	RPI	RPI	RPI	RPI
DIV. I ONLY	<b>12- 17</b>	<b>224</b>	<b>3- 7</b>	<b>153</b>	<b>92</b>	<b>200</b>	<b>200</b>	<b>7</b>	<b>7</b>
DIV. I NON-CONF.	<b>7- 6</b>	<b>156</b>	<b>0- 0</b>	<b>290</b>	<b>149</b>	<b>217</b>	<b>217</b>	<b>8</b>	<b>8</b>
TOTALS	RPI 1-25	RPI 26-50	W-L RECORDS	RPI 51-100	RPI 101-150	RPI 150+			
12- 17	0- 1	0- 4	OVERALL	1- 6	0- 2	11- 4			
6- 8	0- 1	0- 2	HOME	1- 2	0- 0	5- 3			
4- 8	0- 0	0- 2	AWAY	0- 3	0- 2	4- 1			
2- 1	0- 0	0- 0	NEUTRAL	0- 1	0- 0	2- 0			
7- 6	0- 0	0- 1	NON-CONFERENCE	0- 1	0- 2	7- 2			
4- 2	0- 0	0- 1	HOME	0- 0	0- 0	4- 1			
1- 3	0- 0	0- 0	AWAY	0- 0	0- 2	1- 1			
2- 1	0- 0	0- 0	NEUTRAL	0- 1	0- 0	2- 0			
5- 11	0- 1	0- 3	CONFERENCE	1- 5	0- 0	4- 2			
2- 6	0- 1	0- 1	HOME	1- 2	0- 0	1- 2			
3- 5	0- 0	0- 2	AWAY	0- 3	0- 0	3- 0			
0- 0	0- 0	0- 0	NEUTRAL	0- 0	0- 0	0- 0			

RPI 1-25				RPI 26-50				RPI 51-100				RPI 101+ Team's RPI: 200			
RPI	S	Opponent	Score	RPI	S	Opponent	Score	RPI	S	Opponent	Score	RPI	S	Opponent	Score
23	H	Duquesne	44 <b>65</b>	30	A	St. Bonaventure	43 <b>66</b>	53	A	Saint Louis	48 <b>73</b>	101	A	Virginia	51 <b>71</b>
				38	A	George Washington	53 <b>55</b>	71	H	Dayton	48 <b>60</b>	132	A	Wake Forest	33 <b>43</b>
				38	H	George Washington	47 <b>62</b>	84	A	VCU	42 <b>53</b>	154	H	Old Dominion	62 57
				39	H	James Madison	47 <b>73</b>	84	H	VCU	62 50	166	H	Fordham	52 48
								96	N	Marquette	80 <b>98</b>	174	H	Davidson	59 <b>67</b>
								99	A	Saint Joseph's	53 <b>64</b>	183	A	George Mason	57 50
								99	H	Saint Joseph's	57 <b>59</b>	185	H	Eastern Ky.	81 62
												198	H	William & Mary	56 50
												209	A	Massachusetts	74 68
												216	H	Rhode Island	50 <b>57</b>
												220	H	Furman	62 <b>69</b>
												259	A	Providence	57 50
												261	A	Appalachian St.	59 <b>73</b>
												264	H	UNCW	63 53
												277	A	La Salle	60 43
												288	N	Wichita St.	63 50
												328	N	Lafayette	54 46
LAST 12 Division I GAMES:															
				99	H	Saint Joseph's	57 <b>59</b>	38	H	George Washington	47 <b>62</b>				
				38	A	George Washington	53 <b>55</b>	53	A	Saint Louis	48 <b>73</b>				
				183	A	George Mason	57 50	30	A	St. Bonaventure	43 <b>66</b>				
				166	H	Fordham	52 48	23	H	Duquesne	44 <b>65</b>				
				84	H	VCU	62 50	84	A	VCU	42 <b>53</b>				
				174	H	Davidson	59 <b>67</b>	209	A	Massachusetts	74 68				

Non-Div I Games:

Richmond

■ Loss, 
 ■ Non-Conf, S Site, 
 ■ Home 
 ■ Away 
 N Neutral

Average RPI Win: <b>285</b>	WON-LOST	WINNING	LAST 10	STRENGTH OF	OPP. STRENGTH	TEAM	ADJ.	CONF.	ADJ CONF.
Average RPI Loss: <b>165</b>	RECORD	PCT. RANK	GAMES	SCHEDULE	OF SCHEDULE	RPI	RPI	RPI	RPI
DIV. I ONLY	8- 21	288	4- 6	202	269	283	283	22	22
DIV. I NON-CONF.	3- 6	234	0- 0	77	311	198	198	22	22
TOTALS	RPI 1-25	RPI 26-50	W-L RECORDS	RPI 51-100	RPI 101-150	RPI 150+			
8- 21	0- 0	0- 1	OVERALL	0- 4	0- 3	8- 13			
4- 9	0- 0	0- 1	HOME	0- 1	0- 1	4- 6			
4- 10	0- 0	0- 0	AWAY	0- 2	0- 2	4- 6			
0- 2	0- 0	0- 0	NEUTRAL	0- 1	0- 0	0- 1			
3- 6	0- 0	0- 1	NON-CONFERENCE	0- 2	0- 1	3- 2			
2- 1	0- 0	0- 1	HOME	0- 0	0- 0	2- 0			
1- 3	0- 0	0- 0	AWAY	0- 1	0- 1	1- 1			
0- 2	0- 0	0- 0	NEUTRAL	0- 1	0- 0	0- 1			
5- 15	0- 0	0- 0	CONFERENCE	0- 2	0- 2	5- 11			
2- 8	0- 0	0- 0	HOME	0- 1	0- 1	2- 6			
3- 7	0- 0	0- 0	AWAY	0- 1	0- 1	3- 5			
0- 0	0- 0	0- 0	NEUTRAL	0- 0	0- 0	0- 0			

RPI S	Opponent	Score	RPI S	Opponent	Score	RPI S	Opponent	Score	RPI S	Opponent	Score	Team's RPI: 283
			32 H	Princeton	59 78	65 A	Army West Point	42 57	120 A	Iona	46 59	
						73 N	Central Mich.	58 76	120 H	Iona	48 67	
						82 A	Quinnipiac	51 64	130 A	Pittsburgh	44 75	
						82 H	Quinnipiac	47 65	169 A	Marist	54 66	
									169 H	Marist	56 74	
									176 A	UMBC	53 58	
									176 N	UMBC	58 67	
									187 A	Fairfield	56 63	
									187 H	Fairfield	39 55	
									207 H	Lehigh	61 60	
									210 A	Canisius	49 60	
									210 H	Canisius	64 73	
									226 A	Siena	45 66	
									226 H	Siena	70 58	
									243 A	Manhattan	56 49	
									243 H	Manhattan	70 74	
									256 A	Monmouth	61 76	
									256 H	Monmouth	75 87	
									292 H	Towson	78 72	
									296 A	Niagara	76 72	
									296 H	Niagara	57 67	
									336 A	St. Francis Brooklyn	71 59	
									338 A	Saint Peter's	68 67	
									338 H	Saint Peter's	57 48	
LAST 12 Division I GAMES:												
243 A	Manhattan	56 49	338 A	Saint Peter's	68 67							
256 A	Monmouth	61 76	120 H	Iona	48 67							
82 H	Quinnipiac	47 65	169 H	Marist	56 74							
338 H	Saint Peter's	57 48	187 A	Fairfield	56 63							
296 A	Niagara	76 72	243 H	Manhattan	70 74							
210 A	Canisius	49 60	256 H	Monmouth	75 87							

Non-Div I Games:

Rider

■ Loss, 
■ Non-Conf, 
■ S Site, 
■ H Home 
■ A Away 
N Neutral

Report Header				Through Games of Feb. 19, 1910						
Average RPI Win:	282	WON-LOST	WINNING	LAST 10	STRENGTH OF	OPP. STRENGTH	TEAM	ADJ.	CONF.	ADJ CONF.
Average RPI Loss:	196	RECORD	PCT. RANK	GAMES	SCHEDULE	OF SCHEDULE	RPI	RPI	RPI	RPI
DIV. I ONLY	16- 12	133	6- 4	312	330	202	202	30	30	
DIV. I NON-CONF.	5- 5	160	0- 0	174	138	133	133	32	32	
-----										
TOTALS	RPI 1-25	RPI 26-50		W-L RECORDS		RPI 51-100	RPI 101-150	RPI 150+		
16- 12	0- 1	0- 0		OVERALL		0- 2	0- 2	16- 7		
9- 3	0- 0	0- 0		HOME		0- 0	0- 1	9- 2		
7- 9	0- 0	0- 0		AWAY		0- 0	0- 0	7- 0		
0- 0	0- 0	0- 0		NEUTRAL		0- 0	0- 0	0- 0		
5- 5	0- 1	0- 0		NON-CONFERENCE		0- 2	0- 2	5- 0		
2- 1	0- 0	0- 0		HOME		0- 0	0- 1	2- 0		
3- 4	0- 1	0- 0		AWAY		0- 2	0- 1	3- 0		
0- 0	0- 0	0- 0		NEUTRAL		0- 0	0- 0	0- 0		
11- 7	0- 0	0- 0		CONFERENCE		0- 0	0- 0	11- 7		
7- 2	0- 0	0- 0		HOME		0- 0	0- 0	7- 2		
4- 5	0- 0	0- 0		AWAY		0- 0	0- 0	4- 5		
0- 0	0- 0	0- 0		NEUTRAL		0- 0	0- 0	0- 0		

RPI 1-25					
RPI	S	Opponent	Score		
18	A	Florida	52	79	
RPI 26-50					
RPI	S	Opponent	Score		
RPI 51-100					
RPI	S	Opponent	Score		
63	A	Iowa	50	69	
77	A	Charlotte	73	94	
RPI 101+					
RPI	S	Opponent	Score		
126	A	Youngstown St.	46	55	
140	H	Northern Ky.	70	72	
165	H	Delaware	53	50	
199	A	Sacred Heart	52	62	
199	H	Sacred Heart	78	63	
231	A	Bryant	65	71	
231	H	Bryant	55	53	
246	H	Morgan St.	76	44	
256	A	Monmouth	60	47	
262	A	Saint Francis (PA)	54	62	
262	H	Saint Francis (PA)	57	43	
275	A	Central Conn. St.	39	48	
275	H	Central Conn. St.	72	55	
277	A	La Salle	76	45	
290	A	Ga. Southern	64	49	
312	A	Fairleigh Dickinson	52	60	
312	H	Fairleigh Dickinson	68	83	
319	A	Mt. St. Mary's	74	67	
319	H	Mt. St. Mary's	61	56	
326	A	LIU Brooklyn	52	49	
326	H	LIU Brooklyn	69	53	
336	A	St. Francis Brooklyn	62	53	
336	H	St. Francis Brooklyn	65	72	
342	A	Wagner	79	49	
342	H	Wagner	64	44	
Team's RPI: 202					
LAST 12 Division I GAMES:					
262	H	Saint Francis (PA)	57	43	
342	A	Wagner	79	49	
326	H	LIU Brooklyn	69	53	
336	H	St. Francis Brooklyn	65	72	
199	A	Sacred Heart	52	62	
312	A	Fairleigh Dickinson	52	60	
275	H	Central Conn. St.	72	55	
231	H	Bryant	55	53	
319	A	Mt. St. Mary's	74	67	
262	A	Saint Francis (PA)	54	62	
275	A	Central Conn. St.	39	48	
231	A	Bryant	65	71	

Non-Div I Games: West Va. Wesleyan 124 59

Robert Morris

Loss, Non-Conf, S Site, H Home A Away N Neutral

Average RPI Win: 119		WON-LOST	WINNING	LAST 10	STRENGTH OF	OPP. STRENGTH	TEAM	ADJ.	CONF.	ADJ CONF.
Average RPI Loss: 38		RECORD	PCT. RANK	GAMES	SCHEDULE	OF SCHEDULE	RPI	RPI	RPI	RPI
DIV. I ONLY		17- 13	136	5- 5	16	14	54	54	5	5
DIV. I NON-CONF.		9- 3	69	0- 0	25	11	16	16	4	4
TOTALS		RPI 1-25	RPI 26-50		W-L RECORDS		RPI 51-100	RPI 101-150	RPI 150+	
17- 13	1- 6	0- 2		OVERALL		6- 5	6- 0	4- 0		
11- 4	0- 3	0- 0		HOME		4- 1	4- 0	3- 0		
3- 9	0- 3	0- 2		AWAY		1- 4	1- 0	1- 0		
3- 0	1- 0	0- 0		NEUTRAL		1- 0	1- 0	0- 0		
9- 3	1- 1	0- 1		NON-CONFERENCE		3- 1	4- 0	1- 0		
5- 1	0- 0	0- 0		HOME		1- 1	3- 0	1- 0		
1- 2	0- 1	0- 1		AWAY		1- 0	0- 0	0- 0		
3- 0	1- 0	0- 0		NEUTRAL		1- 0	1- 0	0- 0		
8- 10	0- 5	0- 1		CONFERENCE		3- 4	2- 0	3- 0		
6- 3	0- 3	0- 0		HOME		3- 0	1- 0	2- 0		
2- 7	0- 2	0- 1		AWAY		0- 4	1- 0	1- 0		
0- 0	0- 0	0- 0		NEUTRAL		0- 0	0- 0	0- 0		

RPI	S	Opponent	Score	RPI	S	Opponent	Score	RPI	S	Opponent	Score	RPI	S	Opponent	Score
5	A	Ohio St.	78 90	36	A	Seton Hall	49 77	56	H	St. John's (NY)	62 69	101	N	Virginia	60 48
5	H	Ohio St.	58 67	40	A	Indiana	48 64	58	A	Purdue	68 74	117	H	Northwestern	61 59
11	H	Maryland	59 73					63	A	Iowa	65 69	119	H	LSU	69 57
13	A	Florida St.	43 65					66	H	Temple	61 51	120	H	Iona	58 33
20	N	Green Bay	54 43					68	H	Michigan	72 50	127	A	Penn St.	74 62
21	A	Michigan St.	48 59					76	A	Minnesota	72 85	134	H	Arkansas	60 40
21	H	Michigan St.	67 70					76	H	Minnesota	66 55	163	A	Illinois	63 56
								83	N	Tulane	75 51	163	H	Illinois	67 54
								90	A	Nebraska	54 65	177	H	Wisconsin	61 41
								90	H	Nebraska	66 56	298	H	Savannah St.	65 26
								99	A	Saint Joseph's	78 65				
LAST 12 Division I GAMES:															
68	H	Michigan	72 50	127	A	Penn St.	74 62								
58	A	Purdue	68 74	76	A	Minnesota	72 85								
11	H	Maryland	59 73	90	H	Nebraska	66 56								
21	H	Michigan St.	67 70	40	A	Indiana	48 64								
163	A	Illinois	63 56	5	H	Ohio St.	58 67								
117	H	Northwestern	61 59	21	A	Michigan St.	48 59								

Non-Div I Games:

Rutgers

■ Loss, 
■ Non-Conf, S Site, 
■ Home 
■ Away 
N Neutral

S  
I  
U  
E

SIUE				Through Games Of Feb. 29, 2016						
Average RPI Win:	251	WON-LOST	WINNING	LAST 10	STRENGTH OF	OPP. STRENGTH	TEAM	ADJ.	CONF.	ADJ CONF.
Average RPI Loss:	147	RECORD	PCT. RANK	GAMES	SCHEDULE	OF SCHEDULE	RPI	RPI	RPI	RPI
DIV. I ONLY	17- 12	122	7- 3	230	259	148	148	24	24	
DIV. I NON-CONF.	5- 8	209	0- 0	124	257	177	177	24	24	
-----										
TOTALS	RPI 1-25	RPI 26-50	W-L RECORDS	RPI 51-100	RPI 101-150	RPI 150+				
17- 12	0- 1	0- 1	OVERALL	2- 3	0- 2	15- 5				
9- 3	0- 0	0- 0	HOME	2- 1	0- 1	7- 1				
8- 8	0- 1	0- 1	AWAY	0- 2	0- 1	8- 3				
0- 1	0- 0	0- 0	NEUTRAL	0- 0	0- 0	0- 1				
5- 8	0- 1	0- 1	NON-CONFERENCE	1- 1	0- 2	4- 3				
3- 1	0- 0	0- 0	HOME	1- 0	0- 1	2- 0				
2- 6	0- 1	0- 1	AWAY	0- 1	0- 1	2- 2				
0- 1	0- 0	0- 0	NEUTRAL	0- 0	0- 0	0- 1				
12- 4	0- 0	0- 0	CONFERENCE	1- 2	0- 0	11- 2				
6- 2	0- 0	0- 0	HOME	1- 1	0- 0	5- 1				
6- 2	0- 0	0- 0	AWAY	0- 1	0- 0	6- 1				
0- 0	0- 0	0- 0	NEUTRAL	0- 0	0- 0	0- 0				

S  
I  
U  
E

RPI 1-25				RPI 26-50				RPI 51-100				RPI 101+ Team's RPI: 148			
RPI	S	Opponent	Score	RPI	S	Opponent	Score	RPI	S	Opponent	Score	RPI	S	Opponent	Score
24	A	Oklahoma St.	61 86	41	A	Missouri	46 75	53	H	Saint Louis	71 64	114	H	IUPUI	67 85
								73	A	Central Mich.	65 78	129	A	Southern Ill.	57 71
								89	A	UT Martin	50 86	185	H	Eastern Ky.	89 74
								89	H	UT Martin	79 85	203	N	Stephen F. Austin	74 82
								91	H	Belmont	73 60	224	A	Southeast Mo. St.	89 75
												224	H	Southeast Mo. St.	80 73
												232	A	Western Ill.	74 78
												251	H	Northern Ill.	93 67
												252	A	Valparaiso	56 69
												253	A	Tennessee St.	61 73
												257	H	Omaha	90 86
												266	A	Austin Peay	72 61
												266	H	Austin Peay	94 75
												268	A	Murray St.	64 61
												268	H	Murray St.	76 79
												280	A	Tennessee Tech	83 68
												294	A	Jacksonville St.	62 57
												295	A	UMKC	63 58
												305	H	Morehead St.	90 81
												323	A	Illinois St.	65 57
												339	A	Eastern Ill.	66 56
												339	H	Eastern Ill.	87 75
-----															
LAST 12 Division I GAMES:															
				339	A	Eastern Ill.	66 56	339	H	Eastern Ill.	87 75				
				224	A	Southeast Mo. St.	89 75	266	A	Austin Peay	72 61				
				89	A	UT Martin	50 86	268	A	Murray St.	64 61				
				266	H	Austin Peay	94 75	224	H	Southeast Mo. St.	80 73				
				268	H	Murray St.	76 79	185	H	Eastern Ky.	89 74				
				89	H	UT Martin	79 85	305	H	Morehead St.	90 81				

Non-Div I Games:

SIUE

SMU				STRENGTH OF SCHEDULE	OPP. STRENGTH OF SCHEDULE	TEAM RPI	ADJ. RPI	CONF. RPI	ADJ CONF. RPI
Average RPI Win:	191	WON-LOST RECORD	WINNING PCT. RANK						
Average RPI Loss:	103		LAST 10 GAMES						
DIV. I ONLY	12- 17	224	3- 7	130	69	191	191	9	9
DIV. I NON-CONF.	5- 6	180	0- 0	151	28	193	193	7	7
-----									
TOTALS	RPI 1-25	RPI 26-50	W-L RECORDS	RPI 51-100	RPI 101-150	RPI 150+			
12- 17	0- 6	0- 1	OVERALL	1- 4	3- 0	8- 6			
8- 7	0- 3	0- 0	HOME	1- 2	2- 0	5- 2			
2- 9	0- 3	0- 0	AWAY	0- 2	0- 0	2- 4			
2- 1	0- 0	0- 1	NEUTRAL	0- 0	1- 0	1- 0			
5- 6	0- 2	0- 1	NON-CONFERENCE	0- 1	2- 0	3- 2			
3- 3	0- 1	0- 0	HOME	0- 1	1- 0	2- 1			
0- 2	0- 1	0- 0	AWAY	0- 0	0- 0	0- 1			
2- 1	0- 0	0- 1	NEUTRAL	0- 0	1- 0	1- 0			
7- 11	0- 4	0- 0	CONFERENCE	1- 3	1- 0	5- 4			
5- 4	0- 2	0- 0	HOME	1- 1	1- 0	3- 1			
2- 7	0- 2	0- 0	AWAY	0- 2	0- 0	2- 3			
0- 0	0- 0	0- 0	NEUTRAL	0- 0	0- 0	0- 0			

RPI 1-25				RPI 26-50				RPI 51-100				RPI 101+ Team's RPI: 191			
RPI	S	Opponent	Score	RPI	S	Opponent	Score	RPI	S	Opponent	Score	RPI	S	Opponent	Score
3	A	UConn	41 88	28	N	Mississippi St.	70 72	66	A	Temple	35 55	102	H	Memphis	58 49
3	H	UConn	37 90					66	H	Temple	69 67	122	H	Northwestern St.	74 36
8	H	Arizona St.	57 64					83	A	Tulane	64 76	124	N	Arizona	58 46
17	A	Texas A&M	55 67					83	H	Tulane	42 54	161	A	East Carolina	61 78
25	A	South Fla.	56 83					88	H	TCU	79 89	161	H	East Carolina	74 67
25	H	South Fla.	48 66									181	H	New Mexico	58 63
												182	A	Tulsa	54 56
												182	H	Tulsa	62 45
												186	N	Gardner-Webb	69 61
												221	A	Cincinnati	73 55
												236	A	North Texas	57 60
												237	H	Kansas	73 64
												271	A	UCF	54 66
												271	H	UCF	65 50
												286	A	Houston	50 48
												286	H	Houston	54 63
												337	H	Cal St. Fullerton	74 53
-----															
LAST 12 Division I GAMES:															
161	A	East Carolina	61 78	161	H	East Carolina	74 67	271	H	UCF	65 50				
286	H	Houston	54 63	271	H	UCF	65 50	66	A	Temple	35 55				
3	A	UConn	41 88	66	A	Temple	35 55	25	H	South Fla.	48 66				
271	A	UCF	54 66	25	H	South Fla.	48 66	221	A	Cincinnati	73 55				
182	H	Tulsa	62 45	221	A	Cincinnati	73 55	3	H	UConn	37 90				
83	A	Tulane	64 76	3	H	UConn	37 90								

Non-Div I Games:

SMU

■ Loss, 
 ■ Non-Conf, 
 ■ S Site, 
 ■ Home 
 ■ A Away 
 N Neutral



## Sacramento St.

Through Games Of Feb. 29, 2016

Average RPI Win:	235	WON-LOST	WINNING	LAST 10	STRENGTH OF	OPP. STRENGTH	TEAM	ADJ.	CONF.	ADJ CONF.
Average RPI Loss:	129	RECORD	PCT. RANK	GAMES	SCHEDULE	OF SCHEDULE	RPI	RPI	RPI	RPI
DIV. I ONLY	11- 16	229	4- 6	73	278	172	172	20	20	
DIV. I NON-CONF.	3- 8	258	0- 0	98	140	207	207	23	23	
TOTALS	RPI 1-25	RPI 26-50	W-L RECORDS	RPI 51-100	RPI 101-150	RPI 150+				
11- 16	0- 1	0- 1	OVERALL	0- 3	0- 6	11- 5				
6- 7	0- 1	0- 0	HOME	0- 1	0- 4	6- 1				
5- 8	0- 0	0- 0	AWAY	0- 2	0- 2	5- 4				
0- 1	0- 0	0- 1	NEUTRAL	0- 0	0- 0	0- 0				
3- 8	0- 1	0- 1	NON-CONFERENCE	0- 3	0- 1	3- 2				
1- 3	0- 1	0- 0	HOME	0- 1	0- 1	1- 0				
2- 4	0- 0	0- 0	AWAY	0- 2	0- 0	2- 2				
0- 1	0- 0	0- 1	NEUTRAL	0- 0	0- 0	0- 0				
8- 8	0- 0	0- 0	CONFERENCE	0- 0	0- 5	8- 3				
5- 4	0- 0	0- 0	HOME	0- 0	0- 3	5- 1				
3- 4	0- 0	0- 0	AWAY	0- 0	0- 2	3- 2				
0- 0	0- 0	0- 0	NEUTRAL	0- 0	0- 0	0- 0				

RPI 1-25				RPI 26-50				RPI 51-100				RPI 101+ Team's RPI: 172			
RPI	S	Opponent	Score	RPI	S	Opponent	Score	RPI	S	Opponent	Score	RPI	S	Opponent	Score
10	H	UCLA	76 109	47	N	Villanova	54 78	92	A	California	99 117	113	H	North Dakota	79 86
								97	A	New Mexico St.	77 80	123	H	Hawaii	72 74
								98	H	San Francisco	94 95	139	A	Idaho	60 107
												139	H	Idaho	88 98
												141	A	Montana St.	99 116
												141	H	Montana St.	79 80
												171	A	Montana	83 90
												171	H	Montana	83 75
												179	A	Eastern Wash.	94 91
												179	H	Eastern Wash.	83 100
												181	A	New Mexico	71 84
												184	H	Northern Colo.	83 72
												188	A	UC Davis	92 77
												193	A	Cal Poly	72 97
												196	A	Weber St.	66 77
												196	H	Weber St.	87 64
												218	A	Utah St.	95 86
												234	A	Idaho St.	68 59
												234	H	Idaho St.	83 62
												320	A	Portland St.	126 78
												320	H	Portland St.	132 91
												340	H	UC Irvine	126 78
LAST 12 Division I GAMES:															
113	H	North Dakota	79 86	141	A	Montana St.	99 116								
184	H	Northern Colo.	83 72	171	A	Montana	83 90								
139	A	Idaho	60 107	179	H	Eastern Wash.	83 100								
179	A	Eastern Wash.	94 91	139	H	Idaho	88 98								
234	H	Idaho St.	83 62	320	A	Portland St.	126 78								
196	H	Weber St.	87 64	196	A	Weber St.	66 77								

Non-Div I Games:

Sacramento St.

■ Loss, 
 ■ Non-Conf, 
 ■ S Site, 
 ■ H Home 
 ■ A Away 
 N Neutral

## Sacred Heart

Through Games Of Feb. 29, 2016

Average RPI Win:	293	WON-LOST	WINNING	LAST 10	STRENGTH OF	OPP. STRENGTH	TEAM	ADJ.	CONF.	ADJ CONF.
Average RPI Loss:	168	RECORD	PCT. RANK	GAMES	SCHEDULE	OF SCHEDULE	RPI	RPI	RPI	RPI
DIV. I ONLY	18- 11	103	9- 1	317	327	199	199	30	30	
DIV. I NON-CONF.	2- 9	296	0- 0	238	147	307	307	32	32	
TOTALS	RPI 1-25	RPI 26-50	W-L RECORDS	RPI 51-100	RPI 101-150	RPI 150+				
18- 11	0- 0	0- 0	OVERALL	0- 2	0- 3	18- 6				
9- 4	0- 0	0- 0	HOME	0- 0	0- 1	9- 3				
8- 6	0- 0	0- 0	AWAY	0- 2	0- 1	8- 3				
1- 1	0- 0	0- 0	NEUTRAL	0- 0	0- 1	1- 0				
2- 9	0- 0	0- 0	NON-CONFERENCE	0- 2	0- 3	2- 4				
1- 3	0- 0	0- 0	HOME	0- 0	0- 1	1- 2				
0- 5	0- 0	0- 0	AWAY	0- 2	0- 1	0- 2				
1- 1	0- 0	0- 0	NEUTRAL	0- 0	0- 1	1- 0				
16- 2	0- 0	0- 0	CONFERENCE	0- 0	0- 0	16- 2				
8- 1	0- 0	0- 0	HOME	0- 0	0- 0	8- 1				
8- 1	0- 0	0- 0	AWAY	0- 0	0- 0	8- 1				
0- 0	0- 0	0- 0	NEUTRAL	0- 0	0- 0	0- 0				

RPI 1-25			RPI 26-50			RPI 51-100			RPI 101+ Team's RPI: 199		
RPI	S	Opponent	Score	RPI	S	Opponent	Score	RPI	S	Opponent	Score
						56 A St. John's (NY)	54 67	118 H Buffalo		53 66	
						66 A Temple	62 92	127 A Penn St.		46 83	
								133 N La.-Lafayette		58 60	
								187 A Fairfield		50 61	
								202 A Robert Morris		63 78	
								202 H Robert Morris		62 52	
								205 H Hartford		67 68	
								231 A Bryant		64 60	
								231 H Bryant		59 61	
								233 H Binghamton		69 60	
								239 H New Hampshire		69 81	
								262 A Saint Francis (PA)		81 77	
								262 H Saint Francis (PA)		80 67	
								272 N Coastal Caro.		71 62	
								275 A Central Conn. St.		61 57	
								275 H Central Conn. St.		79 69	
								282 A Vermont		51 53	
								312 A Fairleigh Dickinson		80 65	
								312 H Fairleigh Dickinson		72 61	
								319 A Mt. St. Mary's		60 52	
								319 H Mt. St. Mary's		61 58	
								326 A LIU Brooklyn		62 53	
								326 H LIU Brooklyn		71 47	
								326 A LIU Brooklyn		62 53	
								336 A St. Francis Brooklyn		68 51	
								336 H St. Francis Brooklyn		63 55	
								342 A Wagner		77 73	
LAST 12 Division I GAMES:											
319	A	Mt. St. Mary's	60 52	326	H	LIU Brooklyn	71 47				
262	H	Saint Francis (PA)	80 67	336	H	St. Francis Brooklyn	63 55				
231	A	Bryant	64 60	326	A	LIU Brooklyn	62 53				
312	A	Fairleigh Dickinson	80 65	231	H	Bryant	59 61				
202	H	Robert Morris	62 52	319	H	Mt. St. Mary's	61 58				
275	H	Central Conn. St.	79 69	342	A	Wagner	77 73				

Non-Div I Games:

Sacred Heart

■ Loss, 
 ■ Non-Conf, 
 ■ S Site, 
 ■ Home 
 ■ A Away 
 N Neutral

RPI	S	Opponent	Score
342	H	Wagner	73 62

Sacred Heart

Average RPI Win:	305	WON-LOST	WINNING	LAST 10	STRENGTH OF	OPP. STRENGTH	TEAM	ADJ.	CONF.	ADJ CONF.
Average RPI Loss:	190	RECORD	PCT. RANK	GAMES	SCHEDULE	OF SCHEDULE	RPI	RPI	RPI	RPI
DIV. I ONLY	12- 16	213	6- 4	292	331	262	262	30	30	
DIV. I NON-CONF.	1- 9	325	0- 0	176	132	309	309	32	32	
TOTALS	RPI 1-25	RPI 26-50	W-L RECORDS	RPI 51-100	RPI 101-150	RPI 150+				
12- 16	0- 1	0- 1	OVERALL	0- 0	0- 1	12- 13				
8- 3	0- 0	0- 0	HOME	0- 0	0- 1	8- 2				
4- 12	0- 1	0- 1	AWAY	0- 0	0- 0	4- 10				
0- 1	0- 0	0- 0	NEUTRAL	0- 0	0- 0	0- 1				
1- 9	0- 1	0- 1	NON-CONFERENCE	0- 0	0- 1	1- 6				
1- 1	0- 0	0- 0	HOME	0- 0	0- 1	1- 0				
0- 7	0- 1	0- 1	AWAY	0- 0	0- 0	0- 5				
0- 1	0- 0	0- 0	NEUTRAL	0- 0	0- 0	0- 1				
11- 7	0- 0	0- 0	CONFERENCE	0- 0	0- 0	11- 7				
7- 2	0- 0	0- 0	HOME	0- 0	0- 0	7- 2				
4- 5	0- 0	0- 0	AWAY	0- 0	0- 0	4- 5				
0- 0	0- 0	0- 0	NEUTRAL	0- 0	0- 0	0- 0				

RPI 1-25				RPI 26-50				RPI 51-100				RPI 101+ Team's RPI: 262			
RPI	S	Opponent	Score	RPI	S	Opponent	Score	RPI	S	Opponent	Score	RPI	S	Opponent	Score
18	A	Florida	65 122	43	A	Ohio	65 91					130	H	Pittsburgh	59 74
												155	A	Marshall	73 81
												156	A	Cornell	69 75
												185	N	Eastern Ky.	82 88
												199	A	Sacred Heart	67 80
												199	H	Sacred Heart	77 81
												202	A	Robert Morris	43 57
												202	H	Robert Morris	62 54
												210	A	Canisius	52 77
												221	A	Cincinnati	86 93
												231	A	Bryant	72 84
												231	H	Bryant	85 72
												235	A	Columbia	78 82
												272	H	Coastal Caro.	106 74
												275	A	Central Conn. St.	51 66
												275	H	Central Conn. St.	59 79
												312	A	Fairleigh Dickinson	72 73
												312	H	Fairleigh Dickinson	87 67
												319	A	Mt. St. Mary's	73 64
												319	H	Mt. St. Mary's	87 57
												326	A	LIU Brooklyn	84 75
												326	H	LIU Brooklyn	72 64
												336	A	St. Francis Brooklyn	83 76
												336	H	St. Francis Brooklyn	85 68
												342	A	Wagner	87 74
												342	H	Wagner	93 78
LAST 12 Division I GAMES:															
202	A	Robert Morris	43 57	231	H	Bryant	85 72								
199	A	Sacred Heart	67 80	275	H	Central Conn. St.	59 79								
336	H	St. Francis Brooklyn	85 68	312	A	Fairleigh Dickinson	72 73								
326	H	LIU Brooklyn	72 64	202	H	Robert Morris	62 54								
342	A	Wagner	87 74	231	A	Bryant	72 84								
319	A	Mt. St. Mary's	73 64	275	A	Central Conn. St.	51 66								

Non-Div I Games: Pitt.-Johnstown 82 78

Saint Francis (PA)

■ Loss, 
 ■ Non-Conf, 
 ■ S Site, 
 ■ Home 
 ■ A Away 
 N Neutral

## Saint Joseph's

Through Games Of Feb. 29, 2016

Average RPI Win:	155	WON-LOST	WINNING	LAST 10	STRENGTH OF	OPP. STRENGTH	TEAM	ADJ.	CONF.	ADJ CONF.
Average RPI Loss:	84	RECORD	PCT. RANK	GAMES	SCHEDULE	OF SCHEDULE	RPI	RPI	RPI	RPI
DIV. I ONLY	14- 14	167	5- 5	30	84	99	99	7	7	
DIV. I NON-CONF.	6- 6	160	0- 0	3	38	55	55	8	8	
TOTALS	RPI 1-25	RPI 26-50	W-L RECORDS	RPI 51-100	RPI 101-150	RPI 150+				
14- 14	0- 2	1- 4	OVERALL	4- 4	0- 1	9- 3				
9- 7	0- 1	1- 2	HOME	2- 3	0- 1	6- 0				
5- 7	0- 1	0- 2	AWAY	2- 1	0- 0	3- 3				
0- 0	0- 0	0- 0	NEUTRAL	0- 0	0- 0	0- 0				
6- 6	0- 1	1- 2	NON-CONFERENCE	3- 2	0- 1	2- 0				
4- 4	0- 1	1- 1	HOME	2- 1	0- 1	1- 0				
2- 2	0- 0	0- 1	AWAY	1- 1	0- 0	1- 0				
0- 0	0- 0	0- 0	NEUTRAL	0- 0	0- 0	0- 0				
8- 8	0- 1	0- 2	CONFERENCE	1- 2	0- 0	7- 3				
5- 3	0- 0	0- 1	HOME	0- 2	0- 0	5- 0				
3- 5	0- 1	0- 1	AWAY	1- 0	0- 0	2- 3				
0- 0	0- 0	0- 0	NEUTRAL	0- 0	0- 0	0- 0				

RPI 1-25				RPI 26-50				RPI 51-100 Team's RPI: 99				RPI 101+			
RPI	S	Opponent	Score	RPI	S	Opponent	Score	RPI	S	Opponent	Score	RPI	S	Opponent	Score
1	H	Notre Dame	55 91	30	A	St. Bonaventure	51 65	53	H	Saint Louis	66 77	120	H	Iona	75 81
23	A	Duquesne	59 73	34	H	Penn	50 46	54	H	Rutgers	65 78	166	A	Fordham	40 47
				36	H	Seton Hall	54 66	66	A	Temple	70 67	166	H	Fordham	61 51
				38	H	George Washington	45 70	71	H	Dayton	61 71	174	H	Davidson	87 54
				47	A	Villanova	49 55	73	H	Central Mich.	76 66	176	H	UMBC	104 45
								75	A	Hofstra	62 75	183	A	George Mason	41 55
								81	H	Drexel	53 46	200	A	Richmond	59 57
								84	A	VCU	66 63	200	H	Richmond	64 53
												207	A	Lehigh	63 62
												209	A	Massachusetts	62 58
												216	H	Rhode Island	74 63
												277	A	La Salle	70 75
												277	H	La Salle	64 55
LAST 12 Division I GAMES:															
200	A	Richmond	59 57	183	A	George Mason	41 55								
174	H	Davidson	87 54	277	H	La Salle	64 55								
216	H	Rhode Island	74 63	30	A	St. Bonaventure	51 65								
277	A	La Salle	70 75	71	H	Dayton	61 71								
23	A	Duquesne	59 73	53	H	Saint Louis	66 77								
166	H	Fordham	61 51	166	A	Fordham	40 47								

Non-Div I Games:

Saint Joseph's

■ Loss, 
 ■ Non-Conf, 
 ■ S Site, 
 ■ Home 
 ■ A Away 
 N Neutral

## Saint Louis

Through Games Of Feb. 29, 2016

Average RPI Win:	184	WON-LOST	WINNING	LAST 10	STRENGTH OF	OPP. STRENGTH	TEAM	ADJ.	CONF.	ADJ CONF.
Average RPI Loss:	91	RECORD	PCT. RANK	GAMES	SCHEDULE	OF SCHEDULE	RPI	RPI	RPI	RPI
DIV. I ONLY	22- 6	37	8- 2	167	108	53	53	7	7	
DIV. I NON-CONF.	9- 3	69	0- 0	246	274	99	99	8	8	
TOTALS	RPI 1-25	RPI 26-50	W-L RECORDS	RPI 51-100	RPI 101-150	RPI 150+				
22- 6	1- 0	0- 2	OVERALL	4- 2	2- 1	15- 1				
11- 1	1- 0	0- 0	HOME	1- 0	0- 0	9- 1				
10- 5	0- 0	0- 2	AWAY	3- 2	2- 1	5- 0				
1- 0	0- 0	0- 0	NEUTRAL	0- 0	0- 0	1- 0				
9- 3	0- 0	0- 0	NON-CONFERENCE	0- 2	2- 1	7- 0				
4- 0	0- 0	0- 0	HOME	0- 0	0- 0	4- 0				
4- 3	0- 0	0- 0	AWAY	0- 2	2- 1	2- 0				
1- 0	0- 0	0- 0	NEUTRAL	0- 0	0- 0	1- 0				
13- 3	1- 0	0- 2	CONFERENCE	4- 0	0- 0	8- 1				
7- 1	1- 0	0- 0	HOME	1- 0	0- 0	5- 1				
6- 2	0- 0	0- 2	AWAY	3- 0	0- 0	3- 0				
0- 0	0- 0	0- 0	NEUTRAL	0- 0	0- 0	0- 0				

RPI 1-25				RPI 26-50				RPI 51-100 Team's RPI: 53				RPI 101+			
RPI	S	Opponent	Score	RPI	S	Opponent	Score	RPI	S	Opponent	Score	RPI	S	Opponent	Score
23	H	Duquesne	84 81	30	A	St. Bonaventure	59 80	62	A	Ball St.	70 79	102	A	Memphis	63 57
				38	A	George Washington	80 89	71	A	Dayton	55 52	110	A	Mercer	68 60
								71	H	Dayton	70 56	148	A	SIUE	64 71
								83	A	Tulane	58 66	166	A	Fordham	51 49
								84	A	VCU	77 72	174	A	Davidson	79 50
								99	A	Saint Joseph's	77 66	174	H	Davidson	88 51
												182	H	Tulsa	82 73
												183	A	George Mason	61 50
												183	H	George Mason	63 73
												200	H	Richmond	73 48
												209	H	Massachusetts	69 49
												216	H	Rhode Island	77 60
												217	A	Indiana St.	62 52
												224	H	Southeast Mo. St.	67 52
												274	N	Cleveland St.	76 65
												277	H	La Salle	79 70
												300	H	Bradley	75 58
												339	H	Eastern Ill.	78 47
												346	A	Alabama A&M	91 60
LAST 12 Division I GAMES:															
216	H	Rhode Island	77 60	200	H	Richmond	73 48								
71	A	Dayton	55 52	38	A	George Washington	80 89								
166	A	Fordham	51 49	183	A	George Mason	61 50								
23	H	Duquesne	84 81	277	H	La Salle	79 70								
174	H	Davidson	88 51	99	A	Saint Joseph's	77 66								
30	A	St. Bonaventure	59 80	71	H	Dayton	70 56								

Non-Div I Games: Mo.-St. Louis 67 31

Saint Louis

■ Loss, 
 ■ Non-Conf, 
 ■ S Site, 
 ■ Home 
 ■ A Away 
 N Neutral

## Saint Peter's

Through Games Of Feb. 29, 2016

Average RPI Win:	248	WON-LOST	WINNING	LAST 10	STRENGTH OF	OPP. STRENGTH	TEAM	ADJ.	CONF.	ADJ CONF.
Average RPI Loss:	200	RECORD	PCT. RANK	GAMES	SCHEDULE	OF SCHEDULE	RPI	RPI	RPI	RPI
DIV. I ONLY	4- 25	334	0- 10	242	281	338	338	22	22	
DIV. I NON-CONF.	2- 7	280	0- 0	189	334	303	303	22	22	
TOTALS	RPI 1-25	RPI 26-50	W-L RECORDS	RPI 51-100	RPI 101-150	RPI 150+				
4- 25	0- 1	0- 1	OVERALL	0- 2	0- 2	4- 19				
4- 11	0- 1	0- 0	HOME	0- 1	0- 1	4- 8				
0- 14	0- 0	0- 0	AWAY	0- 1	0- 0	0- 0				
0- 0	0- 0	0- 0	NEUTRAL	0- 0	0- 0	0- 0				
2- 7	0- 1	0- 1	NON-CONFERENCE	0- 0	0- 0	2- 5				
2- 3	0- 1	0- 0	HOME	0- 0	0- 0	2- 2				
0- 4	0- 0	0- 1	AWAY	0- 0	0- 0	0- 3				
0- 0	0- 0	0- 0	NEUTRAL	0- 0	0- 0	0- 0				
2- 18	0- 0	0- 0	CONFERENCE	0- 2	0- 2	2- 14				
2- 8	0- 0	0- 0	HOME	0- 1	0- 1	2- 6				
0- 10	0- 0	0- 0	AWAY	0- 1	0- 1	0- 8				
0- 0	0- 0	0- 0	NEUTRAL	0- 0	0- 0	0- 0				

RPI 1-25				RPI 26-50				RPI 51-100				RPI 101+ Team's RPI: 338			
RPI	S	Opponent	Score	RPI	S	Opponent	Score	RPI	S	Opponent	Score	RPI	S	Opponent	Score
23	H	Duquesne	38 63	36	A	Seton Hall	65 81	82	A	Quinnipiac	49 66	120	A	Iona	50 64
								82	H	Quinnipiac	53 65	120	H	Iona	51 65
												160	H	Stony Brook	35 69
												169	A	Marist	46 69
												169	H	Marist	55 74
												187	A	Fairfield	49 76
												187	H	Fairfield	56 46
												207	A	Lehigh	42 74
												210	A	Canisius	42 54
												210	H	Canisius	53 60
												213	H	Brown	79 67
												222	H	Navy	39 50
												226	A	Siena	58 59
												226	H	Siena	55 64
												243	A	Manhattan	47 64
												243	H	Manhattan	43 60
												256	A	Monmouth	52 71
												256	H	Monmouth	67 62
												283	A	Rider	48 57
												283	H	Rider	67 68
												296	A	Niagara	46 51
												296	H	Niagara	48 52
												312	A	Fairleigh Dickinson	52 73
												328	A	Lafayette	69 72
												336	H	St. Francis Brooklyn	44 40
LAST 12 Division I GAMES:															
256	A	Monmouth	52 71	283	H	Rider	67 68								
243	H	Manhattan	43 60	169	H	Marist	55 74								
120	A	Iona	50 64	82	A	Quinnipiac	49 66								
283	A	Rider	48 57	226	H	Siena	55 64								
82	H	Quinnipiac	53 65	169	A	Marist	46 69								
187	A	Fairfield	49 76	243	A	Manhattan	47 64								

Non-Div I Games:

Saint Peter's

■ Loss, 
 ■ Non-Conf, 
 ■ S Site, 
 ■ H Home 
 ■ A Away 
 N Neutral

Average RPI Win:	299	WON-LOST	WINNING	LAST 10	STRENGTH OF	OPP. STRENGTH	TEAM	ADJ.	CONF.	ADJ CONF.
Average RPI Loss:	140	RECORD	PCT. RANK	GAMES	SCHEDULE	OF SCHEDULE	RPI	RPI	RPI	RPI
DIV. I ONLY	8- 16	264	3- 7	150	251	228	228	26	26	
DIV. I NON-CONF.	2- 6	272	0- 0	76	60	162	162	26	26	
TOTALS	RPI 1-25	RPI 26-50	W-L RECORDS	RPI 51-100	RPI 101-150	RPI 150+				
8- 16	0- 2	0- 1	OVERALL	0- 3	0- 4	8- 6				
4- 4	0- 0	0- 0	HOME	0- 1	0- 1	4- 2				
4- 11	0- 1	0- 1	AWAY	0- 2	0- 3	4- 4				
0- 1	0- 1	0- 0	NEUTRAL	0- 0	0- 0	0- 0				
2- 6	0- 2	0- 1	NON-CONFERENCE	0- 1	0- 1	2- 1				
0- 1	0- 0	0- 0	HOME	0- 0	0- 0	0- 1				
2- 4	0- 1	0- 1	AWAY	0- 1	0- 1	2- 0				
0- 1	0- 1	0- 0	NEUTRAL	0- 0	0- 0	0- 0				
6- 10	0- 0	0- 0	CONFERENCE	0- 2	0- 3	6- 5				
4- 3	0- 0	0- 0	HOME	0- 1	0- 1	4- 1				
2- 7	0- 0	0- 0	AWAY	0- 1	0- 2	2- 4				
0- 0	0- 0	0- 0	NEUTRAL	0- 0	0- 0	0- 0				

RPI 1-25				RPI 26-50				RPI 51-100				RPI 101+ Team's RPI: 228			
RPI	S	Opponent	Score	RPI	S	Opponent	Score	RPI	S	Opponent	Score	RPI	S	Opponent	Score
6	A	Texas	49 83	46	A	Kansas St.	50 78	74	A	Abilene Christian	55 67	112	A	Central Ark.	53 72
13	N	Florida St.	37 94					74	H	Abilene Christian	76 87	112	H	Central Ark.	63 73
								88	A	TCU	59 85	122	A	Northwestern St.	49 69
												134	A	Arkansas	47 67
												153	A	McNeese St.	79 82
												203	A	Stephen F. Austin	63 70
												225	H	Rice	46 58
												244	A	Houston Baptist	63 67
												244	H	Houston Baptist	78 70
												249	A	Texas Southern	53 51
												285	A	Lamar	78 76
												308	H	Southeastern La.	80 56
												311	H	Nicholls St.	63 67
												315	A	A&M-Corpus Christi	71 81
												315	H	A&M-Corpus Christi	75 57
												326	A	LIU Brooklyn	63 56
												330	H	New Orleans	64 52
												335	A	Incarinate Word	65 60
LAST 12 Division I GAMES:															
315	H	A&M-Corpus Christi	75 57	244	A	Houston Baptist	63 67								
112	A	Central Ark.	53 72	285	A	Lamar	78 76								
112	H	Central Ark.	63 73	203	A	Stephen F. Austin	63 70								
244	H	Houston Baptist	78 70	74	H	Abilene Christian	76 87								
74	A	Abilene Christian	55 67	153	A	McNeese St.	79 82								
315	A	A&M-Corpus Christi	71 81	311	H	Nicholls St.	63 67								

Non-Div I Games: LSU-Alexandria 85 50 Our Lady Of The Lak67 56

Sam Houston St.

■ Loss, 
 ■ Non-Conf, S Site, 
 ■ Home 
 ■ Away 
 N Neutral



Average RPI Win:	<b>243</b>	WON-LOST	WINNING	LAST 10	STRENGTH OF	OPP. STRENGTH	TEAM	ADJ.	CONF.	ADJ CONF.
Average RPI Loss:	<b>89</b>	RECORD	PCT. RANK	GAMES	SCHEDULE	OF SCHEDULE	RPI	RPI	RPI	RPI
DIV. I ONLY	<b>17- 10</b>	<b>97</b>	<b>8- 2</b>	<b>203</b>	<b>182</b>	<b>108</b>	<b>108</b>	<b>17</b>	<b>17</b>	
DIV. I NON-CONF.	<b>6- 7</b>	<b>176</b>	<b>0- 0</b>	<b>185</b>	<b>159</b>	<b>137</b>	<b>137</b>	<b>15</b>	<b>15</b>	
TOTALS	RPI 1-25	RPI 26-50	W-L RECORDS	RPI 51-100	RPI 101-150	RPI 150+				
17- 10	0- 0	1- 3	OVERALL	0- 3	1- 3	15- 1				
7- 2	0- 0	1- 0	HOME	0- 1	0- 1	6- 0				
9- 8	0- 0	0- 3	AWAY	0- 2	1- 2	8- 1				
1- 0	0- 0	0- 0	NEUTRAL	0- 0	0- 0	1- 0				
6- 7	0- 0	0- 2	NON-CONFERENCE	0- 3	1- 1	5- 1				
1- 1	0- 0	0- 0	HOME	0- 1	0- 0	1- 0				
4- 6	0- 0	0- 2	AWAY	0- 2	1- 1	3- 1				
1- 0	0- 0	0- 0	NEUTRAL	0- 0	0- 0	1- 0				
11- 3	0- 0	1- 1	CONFERENCE	0- 0	0- 2	10- 0				
6- 1	0- 0	1- 0	HOME	0- 0	0- 1	5- 0				
5- 2	0- 0	0- 1	AWAY	0- 0	0- 1	5- 0				
0- 0	0- 0	0- 0	NEUTRAL	0- 0	0- 0	0- 0				

RPI 1-25				RPI 26-50				RPI 51-100				RPI 101+				Team's RPI: 108	
RPI	S	Opponent	Score	RPI	S	Opponent	Score	RPI	S	Opponent	Score	RPI	S	Opponent	Score		
				28	A	Mississippi St.	47 68	70	A	Georgia Tech	55 66	110	A	Mercer	61 63		
				40	A	Indiana	56 65	89	A	UT Martin	50 52	110	H	Mercer	60 63		
				44	A	Chattanooga	30 53	100	H	Harvard	54 60	119	A	LSU	47 44		
				44	H	Chattanooga	48 43					147	A	UAB	41 61		
												152	A	Southern Miss.	48 56		
												158	A	ETSU	56 51		
												158	H	ETSU	55 47		
												167	H	Troy	73 69		
												220	A	Furman	58 45		
												220	H	Furman	77 63		
												260	A	Alabama St.	54 35		
												294	A	Jacksonville St.	50 39		
												302	A	Wofford	58 39		
												302	H	Wofford	50 48		
												303	A	Western Caro.	59 42		
												303	H	Western Caro.	57 52		
												310	A	UNCG	57 52		
												310	H	UNCG	80 49		
												311	N	Nicholls St.	45 43		
												346	A	Alabama A&M	54 30		
LAST 12 Division I GAMES:																	
				302	H	Wofford	50 48	310	H	UNCG	80 49						
				220	H	Furman	77 63	302	A	Wofford	58 39						
				158	A	ETSU	56 51	220	A	Furman	58 45						
				44	A	Chattanooga	30 53	44	H	Chattanooga	48 43						
				110	A	Mercer	61 63	158	H	ETSU	55 47						
				303	H	Western Caro.	57 52	110	H	Mercer	60 63						

Non-Div I Games: AUM 82 32 Shorter 53 33

Samford

Loss, Non-Conf, S Site, H Home A Away N Neutral

Average RPI Win:	195	WON-LOST	WINNING	LAST 10	STRENGTH OF	OPP. STRENGTH	TEAM	ADJ.	CONF.	ADJ CONF.
Average RPI Loss:	61	RECORD	PCT. RANK	GAMES	SCHEDULE	OF SCHEDULE	RPI	RPI	RPI	RPI
DIV. I ONLY	22- 6	37	6- 4	194	96	78	78	8	8	
DIV. I NON-CONF.	9- 1	22	0- 0	319	164	115	115	9	9	
TOTALS	RPI 1-25	RPI 26-50	W-L RECORDS	RPI 51-100	RPI 101-150	RPI 150+				
22- 6	1- 1	0- 2	OVERALL	2- 3	6- 0	13- 0				
10- 4	1- 0	0- 1	HOME	0- 3	3- 0	6- 0				
12- 2	0- 1	0- 1	AWAY	2- 0	3- 0	7- 0				
0- 0	0- 0	0- 0	NEUTRAL	0- 0	0- 0	0- 0				
9- 1	0- 0	0- 0	NON-CONFERENCE	0- 1	4- 0	5- 0				
4- 1	0- 0	0- 0	HOME	0- 1	2- 0	2- 0				
5- 0	0- 0	0- 0	AWAY	0- 0	2- 0	3- 0				
0- 0	0- 0	0- 0	NEUTRAL	0- 0	0- 0	0- 0				
13- 5	1- 1	0- 2	CONFERENCE	2- 2	2- 0	8- 0				
6- 3	1- 0	0- 1	HOME	0- 2	1- 0	4- 0				
7- 2	0- 1	0- 1	AWAY	2- 0	1- 0	4- 0				
0- 0	0- 0	0- 0	NEUTRAL	0- 0	0- 0	0- 0				

RPI 1-25				RPI 26-50				RPI 51-100				Team's RPI: 78				RPI 101+			
RPI	S	Opponent	Score	RPI	S	Opponent	Score	RPI	S	Opponent	Score	RPI	S	Opponent	Score	RPI	S	Opponent	Score
15	A	BYU	60 68	50	A	St. Mary's (CA)	60 68	67	A	Santa Clara	70 58	104	A	Gonzaga	58 57				
15	H	BYU	78 65	50	H	St. Mary's (CA)	68 73	67	H	Santa Clara	47 61	104	H	Gonzaga	63 54				
								87	H	Washington St.	72 78	124	H	Arizona	59 54				
								98	A	San Francisco	67 58	125	H	Akron	86 65				
								98	H	San Francisco	54 59	128	A	Fresno St.	72 68				
												141	A	Montana St.	62 49				
												162	A	Pacific	59 56				
												162	H	Pacific	69 56				
												240	A	Loyola Marymount	75 67				
												240	H	Loyola Marymount	82 58				
												245	A	San Diego St.	60 53				
												252	H	Valparaiso	76 60				
												278	A	Pepperdine	70 54				
												278	H	Pepperdine	74 55				
												284	A	Portland	77 67				
												284	H	Portland	71 43				
												299	H	CSUN	86 64				
												318	A	Nevada	84 47				
												337	A	Cal St. Fullerton	53 44				
LAST 12 Division I GAMES:																			
284	A	Portland	77 67	50	A	St. Mary's (CA)	60 68	240	A	Loyola Marymount	75 67								
104	A	Gonzaga	58 57	278	A	Pepperdine	70 54	240	H	Loyola Marymount	82 58								
15	A	BYU	60 68	278	H	Pepperdine	74 55	278	H	Pepperdine	74 55								
98	H	San Francisco	54 59	104	H	Gonzaga	63 54												
67	H	Santa Clara	47 61																
162	A	Pacific	59 56																

Non-Div I Games: Hope Int'l 90 52

San Diego

■ Loss, 
 ■ Non-Conf, 
 ■ S Site, 
 ■ Home 
 ■ A Away 
 N Neutral

Average RPI Win:	246	WON-LOST	WINNING	LAST 10	STRENGTH OF	OPP. STRENGTH	TEAM	ADJ.	CONF.	ADJ CONF.
Average RPI Loss:	150	RECORD	PCT. RANK	GAMES	SCHEDULE	OF SCHEDULE	RPI	RPI	RPI	RPI
DIV. I ONLY	10- 16	242	5- 5	182	215	245	245	19	19	
DIV. I NON-CONF.	4- 6	201	0- 0	247	219	258	258	20	20	
TOTALS	RPI 1-25	RPI 26-50	W-L RECORDS	RPI 51-100	RPI 101-150	RPI 150+				
10- 16	0- 0	0- 4	OVERALL	0- 1	1- 2	9- 9				
6- 8	0- 0	0- 2	HOME	0- 1	1- 0	5- 5				
4- 8	0- 0	0- 2	AWAY	0- 0	0- 2	4- 4				
0- 0	0- 0	0- 0	NEUTRAL	0- 0	0- 0	0- 0				
4- 6	0- 0	0- 2	NON-CONFERENCE	0- 1	0- 1	4- 2				
3- 3	0- 0	0- 1	HOME	0- 1	0- 0	3- 1				
1- 3	0- 0	0- 1	AWAY	0- 0	0- 1	1- 1				
0- 0	0- 0	0- 0	NEUTRAL	0- 0	0- 0	0- 0				
6- 10	0- 0	0- 2	CONFERENCE	0- 0	1- 1	5- 7				
3- 5	0- 0	0- 1	HOME	0- 0	1- 0	2- 4				
3- 5	0- 0	0- 1	AWAY	0- 0	0- 1	3- 3				
0- 0	0- 0	0- 0	NEUTRAL	0- 0	0- 0	0- 0				

RPI S	Opponent	Score	RPI S	Opponent	Score	RPI S	Opponent	Score	RPI S	Opponent	Score	Team's RPI: 245
31	A Washington	51 80	78	H San Diego	53 60	128	A Fresno St.	49 54				
45	A Colorado St.	54 70				128	H Fresno St.	65 54				
45	H Colorado St.	57 60				135	A Long Beach St.	54 74				
49	H UC Riverside	68 85				151	A Boise St.	63 68				
						151	H Boise St.	45 75				
						177	H Wisconsin	63 57				
						181	A New Mexico	51 46				
						188	H UC Davis	54 65				
						194	A San Jose St.	73 78				
						194	H San Jose St.	87 70				
						204	H UNLV	41 55				
						218	A Utah St.	59 72				
						218	H Utah St.	36 55				
						238	A Wyoming	84 77				
						238	H Wyoming	53 40				
						240	A Loyola Marymount	65 92				
						299	A CSUN	67 65				
						318	H Nevada	64 70				
						324	H North Dakota St.	64 54				
						337	H Cal St. Fullerton	54 43				
						343	A Air Force	69 66				
LAST 12 Division I GAMES:												
151	A Boise St.	63 68	45	A Colorado St.	54 70							
238	H Wyoming	53 40	204	H UNLV	41 55							
194	H San Jose St.	87 70	318	H Nevada	64 70							
343	A Air Force	69 66	218	A Utah St.	59 72							
128	H Fresno St.	65 54	128	A Fresno St.	49 54							
181	A New Mexico	51 46	151	H Boise St.	45 75							

Non-Div I Games: San Diego Christian60 25

San Diego St.

■ Loss, 
 ■ Non-Conf, 
 ■ S Site, 
 ■ Home 
 ■ Away 
 N Neutral

## San Francisco

Through Games Of Feb. 29, 2016

Average RPI Win:	<b>198</b>	WON-LOST	WINNING	LAST 10	STRENGTH OF	OPP. STRENGTH	TEAM	ADJ.	CONF.	ADJ CONF.
Average RPI Loss:	<b>92</b>	RECORD	PCT. RANK	GAMES	SCHEDULE	OF SCHEDULE	RPI	RPI	RPI	RPI
DIV. I ONLY	<b>16- 11</b>	<b>117</b>	<b>6- 4</b>	<b>116</b>	<b>107</b>	<b>98</b>	<b>98</b>	<b>8</b>	<b>8</b>	
DIV. I NON-CONF.	<b>7- 2</b>	<b>57</b>	<b>0- 0</b>	<b>177</b>	<b>201</b>	<b>70</b>	<b>70</b>	<b>9</b>	<b>9</b>	
TOTALS	RPI 1-25	RPI 26-50	W-L RECORDS	RPI 51-100	RPI 101-150	RPI 150+				
16- 11	0- 2	1- 2	OVERALL	1- 3	3- 1	11- 3				
7- 5	0- 1	1- 1	HOME	0- 2	2- 0	4- 1				
9- 6	0- 1	0- 1	AWAY	1- 1	1- 1	7- 2				
0- 0	0- 0	0- 0	NEUTRAL	0- 0	0- 0	0- 0				
7- 2	0- 0	1- 0	NON-CONFERENCE	0- 0	2- 0	4- 2				
2- 1	0- 0	1- 0	HOME	0- 0	1- 0	0- 1				
5- 1	0- 0	0- 0	AWAY	0- 0	1- 0	4- 1				
0- 0	0- 0	0- 0	NEUTRAL	0- 0	0- 0	0- 0				
9- 9	0- 2	0- 2	CONFERENCE	1- 3	1- 1	7- 1				
5- 4	0- 1	0- 1	HOME	0- 2	1- 0	4- 0				
4- 5	0- 1	0- 1	AWAY	1- 1	0- 1	3- 1				
0- 0	0- 0	0- 0	NEUTRAL	0- 0	0- 0	0- 0				

RPI 1-25				RPI 26-50				RPI 51-100				Team's RPI: 98	RPI 101+			
RPI	S	Opponent	Score	RPI	S	Opponent	Score	RPI	S	Opponent	Score		RPI	S	Opponent	Score
15	A	BYU	62 <b>65</b>	49	H	UC Riverside	88 76	67	A	Santa Clara	57 <b>68</b>		104	A	Gonzaga	47 <b>68</b>
15	H	BYU	57 <b>66</b>	50	A	St. Mary's (CA)	59 <b>72</b>	67	H	Santa Clara	57 <b>59</b>		104	H	Gonzaga	71 52
				50	H	St. Mary's (CA)	68 <b>78</b>	78	A	San Diego	59 54		113	H	North Dakota	74 57
								78	H	San Diego	58 <b>67</b>		135	A	Long Beach St.	66 52
													162	A	Pacific	57 <b>70</b>
													162	H	Pacific	81 71
													172	A	Sacramento St.	95 94
													193	H	Cal Poly	61 <b>62</b>
													194	A	San Jose St.	82 78
													206	A	Utah Valley	88 <b>94</b>
													236	A	North Texas	69 61
													240	A	Loyola Marymount	75 73
													240	H	Loyola Marymount	81 72
													278	A	Pepperdine	81 74
													278	H	Pepperdine	99 75
													284	A	Portland	82 63
													284	H	Portland	90 69
													318	A	Nevada	70 62
LAST 12 Division I GAMES:																
50	A	St. Mary's (CA)	59 <b>72</b>	67	H	Santa Clara	57 <b>59</b>									
162	H	Pacific	81 71	104	H	Gonzaga	71 52									
240	H	Loyola Marymount	81 72	284	H	Portland	90 69									
278	H	Pepperdine	99 75	67	A	Santa Clara	57 <b>68</b>									
78	A	San Diego	59 54	278	A	Pepperdine	81 74									
15	A	BYU	62 <b>65</b>	240	A	Loyola Marymount	75 73									

Non-Div I Games: Holy Names 77 31 San Fran. St. 73 45

San Francisco

■ Loss, 
 ■ Non-Conf, 
 ■ S Site, 
 ■ Home 
 ■ A Away 
 N Neutral

Average RPI Win:	252	WON-LOST	WINNING	LAST 10	STRENGTH OF	OPP. STRENGTH	TEAM	ADJ.	CONF.	ADJ CONF.
Average RPI Loss:	117	RECORD	PCT. RANK	GAMES	SCHEDULE	OF SCHEDULE	RPI	RPI	RPI	RPI
DIV. I ONLY	11- 15	219	6- 4	132	211	194	194	19	19	
DIV. I NON-CONF.	1- 9	325	0- 0	64	169	275	275	20	20	
TOTALS	RPI 1-25	RPI 26-50	W-L RECORDS	RPI 51-100	RPI 101-150	RPI 150+				
11- 15	0- 0	0- 3	OVERALL	0- 5	1- 2	10- 5				
6- 7	0- 0	0- 1	HOME	0- 3	0- 2	6- 1				
5- 8	0- 0	0- 2	AWAY	0- 2	1- 0	4- 4				
0- 0	0- 0	0- 0	NEUTRAL	0- 0	0- 0	0- 0				
1- 9	0- 0	0- 1	NON-CONFERENCE	0- 5	0- 1	1- 2				
1- 4	0- 0	0- 0	HOME	0- 3	0- 1	1- 0				
0- 5	0- 0	0- 1	AWAY	0- 2	0- 0	0- 2				
0- 0	0- 0	0- 0	NEUTRAL	0- 0	0- 0	0- 0				
10- 6	0- 0	0- 2	CONFERENCE	0- 0	1- 1	9- 3				
5- 3	0- 0	0- 1	HOME	0- 0	0- 1	5- 1				
5- 3	0- 0	0- 1	AWAY	0- 0	1- 0	4- 2				
0- 0	0- 0	0- 0	NEUTRAL	0- 0	0- 0	0- 0				

RPI 1-25	RPI 26-50	RPI 51-100	RPI 101+	Team's RPI: 194
RPI S Opponent Score	RPI S Opponent Score	RPI S Opponent Score	RPI S Opponent Score	Score
	45  Colorado St. 54  76	57  South Dakota 77  87	123  Hawaii 73  76	
	45  Colorado St. 78  80	72  Oregon 74  104	128  Fresno St. 66 64	
	50  St. Mary's (CA) 81  91	87  Washington St. 80  95	128  Fresno St. 54  59	
		97  New Mexico St. 66  75	151  Boise St. 75  78	
		98  San Francisco 78  82	162  Pacific 69  81	
			181  New Mexico 57  71	
			181  New Mexico 59 58	
			204  UNLV 69 61	
			218  Utah St. 86 74	
			218  Utah St. 83 65	
			219  CSU Bakersfield 88  90	
			238  Wyoming 67 66	
			245  San Diego St. 70  87	
			245  San Diego St. 78 73	
			318  Nevada 76 63	
			340  UC Irvine 79 58	
			343  Air Force 72 49	
			343  Air Force 81 60	
LAST 12 Division I GAMES:				
218  Utah St. 83 65	343  Air Force 72 49			
245  San Diego St. 70  87	45  Colorado St. 78  80			
318  Nevada 76 63	181  New Mexico 57  71			
181  New Mexico 59 58	151  Boise St. 75  78			
204  UNLV 69 61	128  Fresno St. 54  59			
128  Fresno St. 66 64	238  Wyoming 67 66			

Non-Div I Games: Southern Ore. 92 78

San Jose St.

Santa Clara

Through Games Of Feb. 29, 2016

Average RPI Win:	195	WON-LOST	WINNING	LAST 10	STRENGTH OF	OPP. STRENGTH	TEAM	ADJ.	CONF.	ADJ CONF.
Average RPI Loss:	50	RECORD	PCT. RANK	GAMES	SCHEDULE	OF SCHEDULE	RPI	RPI	RPI	RPI
DIV. I ONLY	20- 7	55	8- 2	155	85	67	67	8	8	
DIV. I NON-CONF.	7- 2	57	0- 0	276	59	90	90	9	9	
TOTALS	RPI 1-25	RPI 26-50	W-L RECORDS	RPI 51-100	RPI 101-150	RPI 150+				
20- 7	1- 2	1- 2	OVERALL	3- 2	2- 1	13- 0				
9- 3	0- 1	0- 1	HOME	1- 1	2- 0	6- 0				
10- 4	1- 1	1- 1	AWAY	2- 1	0- 1	6- 0				
1- 0	0- 0	0- 0	NEUTRAL	0- 0	0- 0	1- 0				
7- 2	1- 0	0- 1	NON-CONFERENCE	0- 1	1- 0	5- 0				
3- 0	0- 0	0- 0	HOME	0- 0	1- 0	2- 0				
3- 2	1- 0	0- 1	AWAY	0- 1	0- 0	2- 0				
1- 0	0- 0	0- 0	NEUTRAL	0- 0	0- 0	1- 0				
13- 5	0- 2	1- 1	CONFERENCE	3- 1	1- 1	8- 0				
6- 3	0- 1	0- 1	HOME	1- 1	1- 0	4- 0				
7- 2	0- 1	1- 0	AWAY	2- 0	0- 1	4- 0				
0- 0	0- 0	0- 0	NEUTRAL	0- 0	0- 0	0- 0				

RPI 1-25				RPI 26-50				RPI 51-100 Team's RPI: 67				RPI 101+			
RPI	S	Opponent	Score	RPI	S	Opponent	Score	RPI	S	Opponent	Score	RPI	S	Opponent	Score
7	A	Stanford	61 58	31	A	Washington	55 100	55	A	Southern California	46 81	104	A	Gonzaga	44 53
15	A	BYU	63 70	50	A	St. Mary's (CA)	73 67	78	A	San Diego	61 47	104	H	Gonzaga	71 64
15	H	BYU	63 68	50	H	St. Mary's (CA)	70 78	78	H	San Diego	58 70	142	H	Texas Tech	75 70
								98	A	San Francisco	59 57	162	A	Pacific	66 60
								98	H	San Francisco	68 57	162	H	Pacific	76 52
												193	A	Cal Poly	69 63
												240	A	Loyola Marymount	57 56
												240	H	Loyola Marymount	68 41
												267	A	UC Santa Barbara	48 37
												267	H	UC Santa Barbara	66 48
												278	A	Pepperdine	62 60
												278	H	Pepperdine	84 50
												284	A	Portland	67 45
												284	H	Portland	66 47
												333	N	Evansville	62 44
												343	H	Air Force	68 34
LAST 12 Division I GAMES:															
162	A	Pacific	66 60	98	A	San Francisco	59 57								
50	H	St. Mary's (CA)	70 78	284	H	Portland	66 47								
278	H	Pepperdine	84 50	104	H	Gonzaga	71 64								
240	H	Loyola Marymount	68 41	98	H	San Francisco	68 57								
15	A	BYU	63 70	240	A	Loyola Marymount	57 56								
78	A	San Diego	61 47	278	A	Pepperdine	62 60								

Non-Div I Games: Hope Int'l 78 54 Simpson (CA) 112 34

Santa Clara

Loss, Non-Conf, S Site, H Home A Away N Neutral

Average RPI Win:	305	WON-LOST	WINNING	LAST 10	STRENGTH OF	OPP. STRENGTH	TEAM	ADJ.	CONF.	ADJ CONF.
Average RPI Loss:	194	RECORD	PCT. RANK	GAMES	SCHEDULE	OF SCHEDULE	RPI	RPI	RPI	RPI
DIV. I ONLY	7- 17	282	4- 6	287	324	298	298	32	32	
DIV. I NON-CONF.	1- 8	320	0- 0	56	108	230	230	30	30	
TOTALS	RPI 1-25	RPI 26-50	W-L RECORDS	RPI 51-100	RPI 101-150	RPI 150+				
7- 17	0- 2	0- 1	OVERALL	0- 2	0- 1	7- 11				
4- 5	0- 0	0- 0	HOME	0- 1	0- 0	4- 4				
3- 12	0- 2	0- 1	AWAY	0- 1	0- 1	3- 7				
0- 0	0- 0	0- 0	NEUTRAL	0- 0	0- 0	0- 0				
1- 8	0- 2	0- 1	NON-CONFERENCE	0- 2	0- 1	1- 2				
0- 2	0- 0	0- 0	HOME	0- 1	0- 0	0- 1				
1- 6	0- 2	0- 1	AWAY	0- 1	0- 1	1- 1				
0- 0	0- 0	0- 0	NEUTRAL	0- 0	0- 0	0- 0				
6- 9	0- 0	0- 0	CONFERENCE	0- 0	0- 0	6- 9				
4- 3	0- 0	0- 0	HOME	0- 0	0- 0	4- 3				
2- 6	0- 0	0- 0	AWAY	0- 0	0- 0	2- 6				
0- 0	0- 0	0- 0	NEUTRAL	0- 0	0- 0	0- 0				

RPI 1-25				RPI 26-50				RPI 51-100				RPI 101+ Team's RPI: 298			
RPI	S	Opponent	Score	RPI	S	Opponent	Score	RPI	S	Opponent	Score	RPI	S	Opponent	Score
18	A	Florida	34 99	28	A	Mississippi St.	25 92	54	A	Rutgers	26 65	146	A	Jacksonville	52 65
24	A	Oklahoma St.	48 76					64	H	Auburn	40 62	180	A	Hampton	53 65
												215	A	N.C. A&T	31 60
												215	H	N.C. A&T	59 69
												246	H	Morgan St.	60 66
												254	A	Bethune-Cookman	44 50
												255	H	Coppin St.	57 55
												260	A	Alabama St.	60 49
												287	H	UMES	60 42
												290	H	Ga. Southern	48 64
												293	A	Florida A&M	38 59
												294	A	Jacksonville St.	35 50
												307	A	South Carolina St.	43 56
												307	H	South Carolina St.	62 39
												316	H	Delaware St.	59 67
												332	A	Howard	69 64
												347	A	Norfolk St.	68 53
												348	A	N.C. Central	61 65
												348	H	N.C. Central	57 39
LAST 12 Division I GAMES:															
348	A	N.C. Central	61 65	254	A	Bethune-Cookman	44 50								
307	H	South Carolina St.	62 39	215	A	N.C. A&T	31 60								
332	A	Howard	69 64	347	A	Norfolk St.	68 53								
307	A	South Carolina St.	43 56	180	A	Hampton	53 65								
255	H	Coppin St.	57 55	316	H	Delaware St.	59 67								
246	H	Morgan St.	60 66	287	H	UMES	60 42								

Non-Div I Games: Columbia (SC) 101 34 Allen 72 46

Savannah St.

■ Loss, 
 ■ Non-Conf, 
 ■ S Site, 
 ■ Home 
 ■ A Away 
 N Neutral

Average RPI Win:	273	WON-LOST	WINNING	LAST 10	STRENGTH OF	OPP. STRENGTH	TEAM	ADJ.	CONF.	ADJ CONF.
Average RPI Loss:	165	RECORD	PCT. RANK	GAMES	SCHEDULE	OF SCHEDULE	RPI	RPI	RPI	RPI
DIV. I ONLY	8- 19	279	1- 9	171	307	265	265	27	27	
DIV. I NON-CONF.	5- 9	233	0- 0	102	295	180	180	25	25	
TOTALS	RPI 1-25	RPI 26-50	W-L RECORDS	RPI 51-100	RPI 101-150	RPI 150+				
8- 19	0- 0	0- 3	OVERALL	0- 3	0- 3	8- 10				
3- 8	0- 0	0- 1	HOME	0- 1	0- 2	3- 4				
5- 10	0- 0	0- 1	AWAY	0- 2	0- 1	5- 6				
0- 1	0- 0	0- 1	NEUTRAL	0- 0	0- 0	0- 0				
5- 9	0- 0	0- 3	NON-CONFERENCE	0- 1	0- 3	5- 2				
1- 4	0- 0	0- 1	HOME	0- 0	0- 2	1- 1				
4- 4	0- 0	0- 1	AWAY	0- 1	0- 1	4- 1				
0- 1	0- 0	0- 1	NEUTRAL	0- 0	0- 0	0- 0				
3- 10	0- 0	0- 0	CONFERENCE	0- 2	0- 0	3- 8				
2- 4	0- 0	0- 0	HOME	0- 1	0- 0	2- 3				
1- 6	0- 0	0- 0	AWAY	0- 1	0- 0	1- 5				
0- 0	0- 0	0- 0	NEUTRAL	0- 0	0- 0	0- 0				

RPI S	Opponent	Score	RPI S	Opponent	Score	RPI S	Opponent	Score	RPI S	Opponent	Score	Team's RPI: 265
31	A Washington	55 96	72	A Oregon	62 82	135	H Long Beach St.	57 69				
32	N Princeton	48 85	97	A New Mexico St.	54 69	139	A Idaho	60 64				
49	H UC Riverside	70 92	97	H New Mexico St.	56 66	141	H Montana St.	51 80				
						151	H Boise St.	66 84				
						171	A Montana	58 44				
						206	A Utah Valley	48 79				
						206	H Utah Valley	44 61				
						211	A UTRGV	74 71				
						211	H UTRGV	71 76				
						219	A CSU Bakersfield	68 76				
						234	A Idaho St.	67 83				
						240	A Loyola Marymount	78 69				
						242	A Grand Canyon	53 60				
						242	H Grand Canyon	54 67				
						295	A UMKC	43 64				
						295	H UMKC	69 63				
						299	A CSUN	62 56				
						304	H Denver	59 51				
						320	A Portland St.	85 64				
						341	A Chicago St.	49 57				
						341	H Chicago St.	59 45				
LAST 12 Division I GAMES:												
206	A Utah Valley	48 79	242	H Grand Canyon	54 67							
97	H New Mexico St.	56 66	206	H Utah Valley	44 61							
211	H UTRGV	71 76	211	A UTRGV	74 71							
242	A Grand Canyon	53 60	97	A New Mexico St.	54 69							
295	A UMKC	43 64	219	A CSU Bakersfield	68 76							
341	A Chicago St.	49 57	341	H Chicago St.	59 45							

Non-Div I Games: Evergreen St. 81 38

Seattle

■ Loss, 
 ■ Non-Conf, 
 ■ S Site, 
 ■ Home 
 ■ A Away 
 N Neutral




































































Average RPI Win: <b>140</b>	WON-LOST	WINNING	LAST 10	STRENGTH OF	OPP. STRENGTH	TEAM	ADJ.	CONF.	ADJ CONF.
Average RPI Loss: <b>56</b>	RECORD	PCT. RANK	GAMES	SCHEDULE	OF SCHEDULE	RPI	RPI	RPI	RPI
DIV. I ONLY	<b>22- 7</b>	<b>45</b>	<b>7- 3</b>	<b>72</b>	<b>64</b>	<b>36</b>	<b>36</b>	<b>6</b>	<b>6</b>
DIV. I NON-CONF.	<b>10- 1</b>	<b>19</b>	<b>0- 0</b>	<b>48</b>	<b>47</b>	<b>5</b>	<b>5</b>	<b>6</b>	<b>6</b>
TOTALS	RPI 1-25	RPI 26-50	W-L RECORDS	RPI 51-100	RPI 101-150	RPI 150+			
22- 7	1- 1	3- 2	OVERALL	4- 4	5- 0	9- 0			
11- 3	0- 1	2- 0	HOME	2- 2	1- 0	6- 0			
9- 4	1- 0	0- 2	AWAY	2- 2	3- 0	3- 0			
2- 0	0- 0	1- 0	NEUTRAL	0- 0	1- 0	0- 0			
10- 1	0- 0	2- 1	NON-CONFERENCE	2- 0	3- 0	3- 0			
5- 0	0- 0	1- 0	HOME	1- 0	0- 0	3- 0			
3- 1	0- 0	0- 1	AWAY	1- 0	2- 0	0- 0			
2- 0	0- 0	1- 0	NEUTRAL	0- 0	1- 0	0- 0			
12- 6	1- 1	1- 1	CONFERENCE	2- 4	2- 0	6- 0			
6- 3	0- 1	1- 0	HOME	1- 2	1- 0	3- 0			
6- 3	1- 0	0- 1	AWAY	1- 2	1- 0	3- 0			
0- 0	0- 0	0- 0	NEUTRAL	0- 0	0- 0	0- 0			

RPI 1-25				RPI 26-50				Team's RPI: 36				RPI 51-100				RPI 101+			
RPI	S	Opponent	Score	RPI	S	Opponent	Score	RPI	S	Opponent	Score	RPI	S	Opponent	Score	RPI	S	Opponent	Score
19	A	DePaul	83 74	26	A	Georgia	52 70	54	H	Rutgers	77 49	107	N	UNI	57 49				
19	H	DePaul	74 86	32	H	Princeton	71 64	56	A	St. John's (NY)	69 71	116	A	Liberty	92 56				
				47	A	Villanova	45 55	56	H	St. John's (NY)	64 72	131	A	Creighton	86 82				
				47	H	Villanova	60 50	94	A	Georgetown	83 75	131	H	Creighton	77 71				
				48	N	North Carolina St.	58 55	94	H	Georgetown	65 73	144	A	UT Arlington	61 54				
								96	A	Marquette	82 89	157	A	Xavier	72 67				
								96	H	Marquette	99 68	157	H	Xavier	82 66				
								99	A	Saint Joseph's	66 54	166	H	Fordham	66 54				
												195	A	Butler	72 67				
												195	H	Butler	98 77				
												231	H	Bryant	93 57				
												259	A	Providence	64 54				
												259	H	Providence	71 54				
												338	H	Saint Peter's	81 65				
LAST 12 Division I GAMES:																			
259	H	Providence	71 54	56	H	St. John's (NY)	64 72												
131	H	Creighton	77 71	96	A	Marquette	82 89												
157	A	Xavier	72 67	19	A	DePaul	83 74												
195	A	Butler	72 67	195	H	Butler	98 77												
47	H	Villanova	60 50	157	H	Xavier	82 66												
94	H	Georgetown	65 73	94	A	Georgetown	83 75												

Non-Div I Games:




Seton Hall

Average RPI Win: <b>261</b>	WON-LOST	WINNING	LAST 10	STRENGTH OF	OPP. STRENGTH	TEAM	ADJ.	CONF.	ADJ CONF.
Average RPI Loss: <b>172</b>	RECORD	PCT. RANK	GAMES	SCHEDULE	OF SCHEDULE	RPI	RPI	RPI	RPI
DIV. I ONLY	<b>13- 17</b>	<b>212</b>	<b>2- 8</b>	<b>226</b>	<b>276</b>	<b>226</b>	<b>226</b>	<b>22</b>	<b>22</b>
DIV. I NON-CONF.	<b>3- 7</b>	<b>248</b>	<b>1- 1</b>	<b>146</b>	<b>322</b>	<b>213</b>	<b>213</b>	<b>22</b>	<b>22</b>
TOTALS	RPI 1-25	RPI 26-50	W-L RECORDS	RPI 51-100	RPI 101-150	RPI 150+			
13- 17	0- 0	0- 1	OVERALL	0- 3	0- 3	13- 10			
6- 6	0- 0	0- 0	HOME	0- 2	0- 1	6- 3			
6- 10	0- 0	0- 1	AWAY	0- 1	0- 2	6- 6			
1- 1	0- 0	0- 0	NEUTRAL	0- 0	0- 0	1- 1			
3- 7	0- 0	0- 1	NON-CONFERENCE	0- 1	0- 1	3- 4			
0- 2	0- 0	0- 0	HOME	0- 1	0- 0	0- 1			
2- 4	0- 0	0- 1	AWAY	0- 0	0- 1	2- 2			
1- 1	0- 0	0- 0	NEUTRAL	0- 0	0- 0	1- 1			
10- 10	0- 0	0- 0	CONFERENCE	0- 2	0- 2	10- 6			
6- 4	0- 0	0- 0	HOME	0- 1	0- 1	6- 2			
4- 6	0- 0	0- 0	AWAY	0- 1	0- 1	4- 4			
0- 0	0- 0	0- 0	NEUTRAL	0- 0	0- 0	0- 0			

RPI S	Opponent	Score	RPI S	Opponent	Score	RPI S	Opponent	Score	RPI S	Opponent	Score	Team's RPI: 226
			30   St. Bonaventure	40	 57	52  Albany (NY)	42	 61	120  Iona	51	 63	
						82  Quinnipiac	52	 94	120  Iona	51	 64	
						82  Quinnipiac	59	 69	129  Southern Ill.	54	 73	
									159  Northeastern	67	 70	
									169  Marist	37	 66	
									169  Marist	60	56	
									187  Fairfield	55	 67	
									187  Fairfield	51	 71	
									210  Canisius	58	52	
									210  Canisius	61	57	
									222  Navy	58	 59	
									239  New Hampshire	57	53	
									243  Manhattan	49	 56	
									243  Manhattan	60	59	
									246 N Morgan St.	69	46	
									256  Monmouth	69	63	
									256  Monmouth	64	54	
									260 N Alabama St.	53	 57	
									283  Rider	58	 70	
									283  Rider	66	45	
									296  Niagara	59	51	
									296  Niagara	45	 54	
									306  Colgate	50	 52	
									312  Fairleigh Dickinson	81	65	
									338  Saint Peter's	64	55	
									338  Saint Peter's	59	58	
LAST 12 Division I GAMES:												
			246 N Morgan St.	69	46	243  Manhattan	49	 56				
			260 N Alabama St.	53	 57	120  Iona	51	 64				
			296  Niagara	45	 54	187  Fairfield	55	 67				
			169  Marist	60	56	82  Quinnipiac	59	 69				
			120  Iona	51	 63	338  Saint Peter's	64	55				
			187  Fairfield	51	 71	169  Marist	37	 66				

Non-Div I Games:

Siena

 Loss, 
  Non-Conf, 
  S Site, 
  H Home 
  A Away 
 N Neutral

Average RPI Win:	229	WON-LOST	WINNING	LAST 10	STRENGTH OF	OPP. STRENGTH	TEAM	ADJ.	CONF.	ADJ CONF.
Average RPI Loss:	153	RECORD	PCT. RANK	GAMES	SCHEDULE	OF SCHEDULE	RPI	RPI	RPI	RPI
DIV. I ONLY	12- 13	188	7- 3	177	226	197	197	16	16	
DIV. I NON-CONF.	2- 5	253	0- 0	181	268	235	235	14	14	
TOTALS	RPI 1-25	RPI 26-50	W-L RECORDS	RPI 51-100	RPI 101-150	RPI 150+				
12- 13	0- 1	0- 2	OVERALL	0- 0	2- 4	10- 6				
6- 7	0- 1	0- 1	HOME	0- 0	2- 2	4- 3				
6- 6	0- 0	0- 1	AWAY	0- 0	0- 1	6- 3				
0- 0	0- 0	0- 0	NEUTRAL	0- 0	0- 0	0- 0				
2- 5	0- 1	0- 0	NON-CONFERENCE	0- 0	0- 1	2- 3				
0- 3	0- 1	0- 0	HOME	0- 0	0- 1	0- 1				
2- 2	0- 0	0- 0	AWAY	0- 0	0- 0	2- 2				
0- 0	0- 0	0- 0	NEUTRAL	0- 0	0- 0	0- 0				
10- 8	0- 0	0- 2	CONFERENCE	0- 0	2- 3	8- 3				
6- 4	0- 0	0- 1	HOME	0- 0	2- 1	4- 2				
4- 4	0- 0	0- 1	AWAY	0- 0	0- 2	4- 1				
0- 0	0- 0	0- 0	NEUTRAL	0- 0	0- 0	0- 0				

RPI 1-25				RPI 26-50				RPI 51-100				RPI 101+				Team's RPI: 197	
RPI	S	Opponent	Score	RPI	S	Opponent	Score	RPI	S	Opponent	Score	RPI	S	Opponent	Score		
18	H	Florida	60 72	37	A	Arkansas St.	51 58					121	A	Little Rock	43 74		
				37	H	Arkansas St.	53 66					121	H	Little Rock	34 47		
												133	A	La.-Lafayette	50 69		
												133	H	La.-Lafayette	68 59		
												144	H	UT Arlington	59 55		
												147	H	UAB	39 53		
												152	A	Southern Miss.	51 71		
												167	A	Troy	75 71		
												167	H	Troy	65 63		
												175	A	Southern U.	45 50		
												214	H	Texas St.	71 73		
												242	A	Grand Canyon	59 56		
												260	A	Alabama St.	47 43		
												261	A	Appalachian St.	68 54		
												261	H	Appalachian St.	71 55		
												269	A	Georgia St.	60 52		
												269	H	Georgia St.	83 45		
												271	H	UCF	36 77		
												279	A	La.-Monroe	63 57		
												279	H	La.-Monroe	54 67		
												290	A	Ga. Southern	43 57		
												290	H	Ga. Southern	48 45		
LAST 12 Division I GAMES:																	
133	H	La.-Lafayette	68 59	121	A	Little Rock	43 74										
279	H	La.-Monroe	54 67	37	A	Arkansas St.	51 58										
261	A	Appalachian St.	68 54	261	H	Appalachian St.	71 55										
167	H	Troy	65 63	167	A	Troy	75 71										
290	H	Ga. Southern	48 45	279	A	La.-Monroe	63 57										
269	H	Georgia St.	83 45	133	A	La.-Lafayette	50 69										

Non-Div I Games: Spring Hill 64 49 William Carey 66 30

South Ala.

Loss, Non-Conf, S Site, H Home A Away N Neutral

Average RPI Win:	100	WON-LOST	WINNING	LAST 10	STRENGTH OF	OPP. STRENGTH	TEAM	ADJ.	CONF.	ADJ CONF.
Average RPI Loss:	3	RECORD	PCT. RANK	GAMES	SCHEDULE	OF SCHEDULE	RPI	RPI	RPI	RPI
DIV. I ONLY	28- 1	3	9- 1	18	5	4	4	2	2	
DIV. I NON-CONF.	12- 1	9	0- 1	86	8	13	13	2	2	
TOTALS	RPI 1-25	RPI 26-50	W-L RECORDS	RPI 51-100	RPI 101-150	RPI 150+				
28- 1	8- 1	4- 0	OVERALL	4- 0	4- 0	8- 0				
14- 1	4- 1	2- 0	HOME	2- 0	2- 0	4- 0				
11- 0	3- 0	2- 0	AWAY	2- 0	2- 0	2- 0				
3- 0	1- 0	0- 0	NEUTRAL	0- 0	0- 0	2- 0				
12- 1	3- 1	0- 0	NON-CONFERENCE	2- 0	1- 0	6- 0				
6- 1	1- 1	0- 0	HOME	2- 0	0- 0	3- 0				
3- 0	1- 0	0- 0	AWAY	0- 0	1- 0	1- 0				
3- 0	1- 0	0- 0	NEUTRAL	0- 0	0- 0	2- 0				
16- 0	5- 0	4- 0	CONFERENCE	2- 0	3- 0	2- 0				
8- 0	3- 0	2- 0	HOME	0- 0	2- 0	1- 0				
8- 0	2- 0	2- 0	AWAY	2- 0	1- 0	1- 0				
0- 0	0- 0	0- 0	NEUTRAL	0- 0	0- 0	0- 0				

RPI	S	Opponent	Score	RPI	S	Opponent	Score	RPI	S	Opponent	Score	RPI	S	Opponent	Score
3	H	UConn	54 66	26	H	Georgia	61 51	51	H	Duke	66 55	119	H	LSU	75 39
5	H	Ohio St.	88 80	27	A	Tennessee	62 56	64	A	Auburn	74 58	123	A	Hawaii	67 51
8	N	Arizona St.	60 58	28	A	Mississippi St.	57 51	79	A	Vanderbilt	71 61	134	H	Arkansas	85 32
10	A	UCLA	68 65	41	H	Missouri	83 58	93	H	Elon	78 63	143	A	Alabama	66 46
12	A	Kentucky	73 62									161	N	East Carolina	88 57
12	H	Kentucky	78 68									170	A	Ole Miss	66 45
17	A	Texas A&M	70 63									170	H	Ole Miss	81 62
17	H	Texas A&M	59 58									180	H	Hampton	86 48
18	H	Florida	86 71									219	N	CSU Bakersfield	90 71
												248	A	Clemson	67 41
												310	H	UNCG	92 44
												327	H	Winthrop	86 37
LAST 12 Division I GAMES:															
119	H	LSU	75 39	3	H	UConn	54 66	12	H	Kentucky	78 68	17	A	Texas A&M	70 63
170	A	Ole Miss	66 45	26	H	Georgia	61 51	28	A	Mississippi St.	57 51	41	H	Missouri	83 58
143	A	Alabama	66 46	27	A	Tennessee	62 56	51	H	Duke	66 55	64	A	Auburn	74 58
26	H	Georgia	61 51	41	H	Missouri	83 58	79	A	Vanderbilt	71 61	93	H	Elon	78 63
27	A	Tennessee	62 56												
28	A	Mississippi St.	57 51												
18	H	Florida	86 71												

Non-Div I Games:

South Carolina

■ Loss, 
 ■ Non-Conf, S Site, 
 ■ Home 
 ■ Away 
 N Neutral

Average RPI Win:	313	WON-LOST	WINNING	LAST 10	STRENGTH OF	OPP. STRENGTH	TEAM	ADJ.	CONF.	ADJ CONF.
Average RPI Loss:	224	RECORD	PCT. RANK	GAMES	SCHEDULE	OF SCHEDULE	RPI	RPI	RPI	RPI
DIV. I ONLY	9- 14	240	4- 6	346	335	307	307	32	32	
DIV. I NON-CONF.	2- 6	272	0- 0	303	254	289	289	30	30	
TOTALS	RPI 1-25	RPI 26-50	W-L RECORDS	RPI 51-100	RPI 101-150	RPI 150+				
9- 14	0- 0	0- 0	OVERALL	0- 0	0- 3	9- 11				
5- 3	0- 0	0- 0	HOME	0- 0	0- 0	5- 3				
4- 10	0- 0	0- 0	AWAY	0- 0	0- 2	4- 8				
0- 1	0- 0	0- 0	NEUTRAL	0- 0	0- 1	0- 0				
2- 6	0- 0	0- 0	NON-CONFERENCE	0- 0	0- 3	2- 3				
1- 0	0- 0	0- 0	HOME	0- 0	0- 0	1- 0				
1- 5	0- 0	0- 0	AWAY	0- 0	0- 2	1- 3				
0- 1	0- 0	0- 0	NEUTRAL	0- 0	0- 1	0- 0				
7- 8	0- 0	0- 0	CONFERENCE	0- 0	0- 0	7- 8				
4- 3	0- 0	0- 0	HOME	0- 0	0- 0	4- 3				
3- 5	0- 0	0- 0	AWAY	0- 0	0- 0	3- 5				
0- 0	0- 0	0- 0	NEUTRAL	0- 0	0- 0	0- 0				

RPI 1-25			RPI 26-50			RPI 51-100			RPI 101+ Team's RPI: 307		
RPI	S	Opponent	Score	RPI	S	Opponent	Score	RPI	S	Opponent	Score
								112	N	Central Ark.	38 51
								146	A	Jacksonville	47 79
								147	A	UAB	38 71
								174	A	Davidson	51 63
								180	A	Hampton	50 63
								215	H	N.C. A&T	54 57
								220	A	Furman	46 59
								246	H	Morgan St.	56 62
								248	A	Clemson	54 63
								254	A	Bethune-Cookman	50 65
								255	H	Coppin St.	67 63
								287	A	UMES	55 61
								287	H	UMES	56 63
								293	A	Florida A&M	68 62
								298	A	Savannah St.	39 62
								298	H	Savannah St.	56 43
								302	H	Wofford	60 47
								316	A	Delaware St.	61 79
								316	H	Delaware St.	61 48
								325	A	North Florida	53 48
								332	A	Howard	65 63
								347	A	Norfolk St.	60 52
								348	H	N.C. Central	58 51
LAST 12 Division I GAMES:											
298	A	Savannah St.	39 62	316	A	Delaware St.	61 79				
332	A	Howard	65 63	180	A	Hampton	50 63				
287	A	UMES	55 61	347	A	Norfolk St.	60 52				
298	H	Savannah St.	56 43	287	H	UMES	56 63				
246	H	Morgan St.	56 62	316	H	Delaware St.	61 48				
255	H	Coppin St.	67 63	215	H	N.C. A&T	54 57				

Non-Div I Games: Morris 90 39 Southern Wesleyan 75 52

South Carolina St.

Average RPI Win:	208	WON-LOST	WINNING	LAST 10	STRENGTH OF	OPP. STRENGTH	TEAM	ADJ.	CONF.	ADJ CONF.
Average RPI Loss:	82	RECORD	PCT. RANK	GAMES	SCHEDULE	OF SCHEDULE	RPI	RPI	RPI	RPI
DIV. I ONLY	23- 5	22	10- 0	221	129	57	57	18	18	
DIV. I NON-CONF.	8- 4	99	0- 0	186	13	88	88	19	19	
TOTALS	RPI 1-25	RPI 26-50	W-L RECORDS	RPI 51-100	RPI 101-150	RPI 150+				
23- 5	0- 0	0- 2	OVERALL	3- 1	5- 2	15- 0				
11- 1	0- 0	0- 1	HOME	2- 0	3- 0	6- 0				
11- 4	0- 0	0- 1	AWAY	1- 1	2- 2	8- 0				
1- 0	0- 0	0- 0	NEUTRAL	0- 0	0- 0	1- 0				
8- 4	0- 0	0- 2	NON-CONFERENCE	1- 1	2- 1	5- 0				
3- 1	0- 0	0- 1	HOME	1- 0	1- 0	1- 0				
4- 3	0- 0	0- 1	AWAY	0- 1	1- 1	3- 0				
1- 0	0- 0	0- 0	NEUTRAL	0- 0	0- 0	1- 0				
15- 1	0- 0	0- 0	CONFERENCE	2- 0	3- 1	10- 0				
8- 0	0- 0	0- 0	HOME	1- 0	2- 0	5- 0				
7- 1	0- 0	0- 0	AWAY	1- 0	1- 1	5- 0				
0- 0	0- 0	0- 0	NEUTRAL	0- 0	0- 0	0- 0				

RPI S	Opponent	Score	RPI S	Opponent	Score	RPI S	Opponent	Score	RPI S	Opponent	Score
31	H Washington	64 77	46	A Kansas St.	81 84	59	A South Dakota St.	63 58	106	H Drake	92 87
						59	H South Dakota St.	80 75	107	A UNI	43 64
						80	A Utah	59 66	113	A North Dakota	73 70
						96	H Marquette	97 69	114	A IUPUI	74 63
									114	H IUPUI	65 59
									145	A Oral Roberts	56 60
									145	H Oral Roberts	71 48
									163	A Illinois	85 76
									178	A Fla. Atlantic	76 53
									194	A San Jose St.	87 77
									232	A Western Ill.	102 77
									232	H Western Ill.	86 50
									257	A Omaha	70 55
									257	H Omaha	82 76
									261	N Appalachian St.	87 60
									304	A Denver	79 33
									304	H Denver	85 60
									314	A IPFW	90 63
									314	H IPFW	92 60
									320	H Portland St.	103 61
									324	A North Dakota St.	96 94
									324	H North Dakota St.	80 54
LAST 12 Division I GAMES:											
114	A IUPUI	74 63	304	A Denver	79 33						
314	A IPFW	90 63	324	H North Dakota St.	80 54						
59	H South Dakota St.	80 75	232	A Western Ill.	102 77						
232	H Western Ill.	86 50	114	H IUPUI	65 59						
145	H Oral Roberts	71 48	314	H IPFW	92 60						
257	A Omaha	70 55	59	A South Dakota St.	63 58						

Non-Div I Games: Dakota Wesleyan 94 54

South Dakota

Season Summary By				Through Games Of Feb. 19, 1918						
Average RPI Win:	212	WON-LOST	WINNING	LAST 10	STRENGTH OF	OPP. STRENGTH	TEAM	ADJ.	CONF.	ADJ CONF.
Average RPI Loss:	43	RECORD	PCT. RANK	GAMES	SCHEDULE	OF SCHEDULE	RPI	RPI	RPI	RPI
DIV. I ONLY	23- 6	30	8- 2	148	135	59	59	18	18	
DIV. I NON-CONF.	10- 3	61	0- 0	51	16	35	35	19	19	
TOTALS	RPI 1-25	RPI 26-50	W-L RECORDS	RPI 51-100	RPI 101-150	RPI 150+				
23- 6	1- 3	0- 0	OVERALL	0- 2	7- 1	15- 0				
13- 2	1- 1	0- 0	HOME	0- 1	4- 0	8- 0				
8- 3	0- 1	0- 0	AWAY	0- 1	2- 1	6- 0				
2- 1	0- 1	0- 0	NEUTRAL	0- 0	1- 0	1- 0				
10- 3	1- 3	0- 0	NON-CONFERENCE	0- 0	4- 0	5- 0				
6- 1	1- 1	0- 0	HOME	0- 0	2- 0	3- 0				
2- 1	0- 1	0- 0	AWAY	0- 0	1- 0	1- 0				
2- 1	0- 1	0- 0	NEUTRAL	0- 0	1- 0	1- 0				
13- 3	0- 0	0- 0	CONFERENCE	0- 2	3- 1	10- 0				
7- 1	0- 0	0- 0	HOME	0- 1	2- 0	5- 0				
6- 2	0- 0	0- 0	AWAY	0- 1	1- 1	5- 0				
0- 0	0- 0	0- 0	NEUTRAL	0- 0	0- 0	0- 0				

[illegible]

Non-Div I Games:

South Dakota St.

Loss, Non-Conf, S Site, H Home A Away N Neutral

Average RPI Win:	153	WON-LOST	WINNING	LAST 10	STRENGTH OF	OPP. STRENGTH	TEAM	ADJ.	CONF.	ADJ CONF.
Average RPI Loss:	34	RECORD	PCT. RANK	GAMES	SCHEDULE	OF SCHEDULE	RPI	RPI	RPI	RPI
DIV. I ONLY	21- 8	58	7- 3	46	62	25	25	9	9	
DIV. I NON-CONF.	7- 4	110	0- 1	8	6	20	20	7	7	
TOTALS	RPI 1-25	RPI 26-50	W-L RECORDS	RPI 51-100	RPI 101-150	RPI 150+				
21- 8	1- 4	1- 1	OVERALL	5- 2	3- 1	11- 0				
15- 1	1- 1	1- 0	HOME	4- 0	3- 0	6- 0				
6- 6	0- 1	0- 0	AWAY	1- 1	0- 0	5- 0				
0- 1	0- 0	0- 1	NEUTRAL	0- 0	0- 0	0- 0				
7- 4	1- 2	1- 1	NON-CONFERENCE	2- 1	2- 0	1- 0				
7- 0	1- 0	1- 0	HOME	2- 0	2- 0	1- 0				
0- 3	0- 2	0- 0	AWAY	0- 1	0- 0	0- 0				
0- 1	0- 0	0- 1	NEUTRAL	0- 0	0- 0	0- 0				
14- 4	0- 2	0- 0	CONFERENCE	3- 1	1- 1	10- 0				
8- 1	0- 1	0- 0	HOME	2- 0	1- 0	5- 0				
6- 3	0- 1	0- 0	AWAY	1- 1	0- 1	5- 0				
0- 0	0- 0	0- 0	NEUTRAL	0- 0	0- 0	0- 0				

RPI 1-25				RPI 26-50				RPI 51-100				RPI 101+			
RPI	S	Opponent	Score	RPI	S	Opponent	Score	RPI	S	Opponent	Score	RPI	S	Opponent	Score
2	A	Baylor	63 66	28	N	Mississippi St.	58 68	56	A	St. John's (NY)	70 74	102	A	Memphis	87 88
3	A	UConn	59 79	44	H	Chattanooga	61 33	66	A	Temple	66 68	102	H	Memphis	97 82
3	H	UConn	59 75					66	H	Temple	76 62	127	H	Penn St.	101 79
14	A	Louisville	50 67					81	H	Drexel	73 58	146	H	Jacksonville	74 52
24	H	Oklahoma St.	68 46					83	A	Tulane	71 67	161	A	East Carolina	61 59
								83	H	Tulane	77 65	161	H	East Carolina	75 54
								100	H	Harvard	86 59	182	A	Tulsa	72 66
												191	A	SMU	66 48
												191	H	SMU	83 56
												195	H	Butler	87 77
												221	A	Cincinnati	78 51
												221	H	Cincinnati	82 49
												271	A	UCF	88 49
												271	H	UCF	108 63
												286	H	Houston	73 49
LAST 12 Division I GAMES:															
	3	A	UConn	59 79		83	H	Tulane	77 65						
	66	H	Temple	76 62		66	A	Temple	66 68						
	182	A	Tulsa	72 66		221	H	Cincinnati	82 49						
	102	H	Memphis	97 82		191	A	SMU	66 48						
	14	A	Louisville	50 67		286	H	Houston	73 49						
	221	A	Cincinnati	78 51		271	A	UCF	88 49						

Non-Div I Games:

South Fla.

■ Loss, 
 ■ Non-Conf, 
 ■ S Site, 
 ■ Home 
 ■ A Away 
 N Neutral



Average RPI Win:	276	WON-LOST	WINNING	LAST 10	STRENGTH OF	OPP. STRENGTH	TEAM	ADJ.	CONF.	ADJ CONF.
Average RPI Loss:	154	RECORD	PCT. RANK	GAMES	SCHEDULE	OF SCHEDULE	RPI	RPI	RPI	RPI
DIV. I ONLY	13- 14	184	3- 7	270	288	224	224	24	24	
DIV. I NON-CONF.	5- 6	180	0- 1	175	327	178	178	24	24	
TOTALS	RPI 1-25	RPI 26-50	W-L RECORDS	RPI 51-100	RPI 101-150	RPI 150+				
13- 14	0- 0	0- 2	OVERALL	1- 3	0- 4	12- 5				
7- 4	0- 0	0- 0	HOME	1- 1	0- 3	6- 0				
6- 8	0- 0	0- 1	AWAY	0- 2	0- 1	6- 4				
0- 2	0- 0	0- 1	NEUTRAL	0- 0	0- 0	0- 1				
5- 6	0- 0	0- 2	NON-CONFERENCE	0- 1	0- 2	5- 1				
1- 2	0- 0	0- 0	HOME	0- 0	0- 2	1- 0				
4- 2	0- 0	0- 1	AWAY	0- 1	0- 0	4- 0				
0- 2	0- 0	0- 1	NEUTRAL	0- 0	0- 0	0- 1				
8- 8	0- 0	0- 0	CONFERENCE	1- 2	0- 2	7- 4				
6- 2	0- 0	0- 0	HOME	1- 1	0- 1	5- 0				
2- 6	0- 0	0- 0	AWAY	0- 1	0- 1	2- 4				
0- 0	0- 0	0- 0	NEUTRAL	0- 0	0- 0	0- 0				

RPI 1-25				RPI 26-50				RPI 51-100				RPI 101+ Team's RPI: 224			
RPI	S	Opponent	Score	RPI	S	Opponent	Score	RPI	S	Opponent	Score	RPI	S	Opponent	Score
				41	A	Missouri	32 74	53	A	Saint Louis	52 67	112	H	Central Ark.	54 63
				49	N	UC Riverside	67 85	89	A	UT Martin	65 95	129	H	Southern Ill.	72 87
								89	H	UT Martin	74 84	148	A	SIUE	73 80
								91	H	Belmont	81 74	148	H	SIUE	75 89
												185	A	Eastern Ky.	55 56
												232	A	Western Ill.	89 84
												234	N	Idaho St.	64 65
												253	H	Tennessee St.	75 65
												266	A	Austin Peay	71 74
												266	H	Austin Peay	71 69
												268	A	Murray St.	61 80
												268	H	Murray St.	96 59
												280	A	Tennessee Tech	60 57
												288	A	Wichita St.	66 62
												294	H	Jacksonville St.	61 47
												295	H	UMKC	78 65
												305	A	Morehead St.	89 79
												334	A	Lipscomb	84 69
												339	A	Eastern Ill.	59 64
												339	H	Eastern Ill.	82 52
												346	A	Alabama A&M	69 58
LAST 12 Division I GAMES:															
				49	N	UC Riverside	67 85	339	A	Eastern Ill.	59 64				
				266	A	Austin Peay	71 74	268	H	Murray St.	96 59				
				148	H	SIUE	75 89	266	H	Austin Peay	71 69				
				339	H	Eastern Ill.	82 52	89	H	UT Martin	74 84				
				268	A	Murray St.	61 80	148	A	SIUE	73 80				
				89	A	UT Martin	65 95	280	A	Tennessee Tech	60 57				

Non-Div I Games: Harris-Stowe 78 66 William Woods 94 58

Southeast Mo. St.

■ Loss, 
 ■ Non-Conf, 
 ■ S Site, 
 ■ Home 
 ■ A Away 
 N Neutral

Average RPI Win:	273	WON-LOST	WINNING	LAST 10	STRENGTH OF	OPP. STRENGTH	TEAM	ADJ.	CONF.	ADJ CONF.
Average RPI Loss:	167	RECORD	PCT. RANK	GAMES	SCHEDULE	OF SCHEDULE	RPI	RPI	RPI	RPI
DIV. I ONLY	4- 23	328	1- 9	139	266	308	308	26	26	
DIV. I NON-CONF.	1- 10	330	0- 0	152	187	285	285	26	26	
TOTALS	RPI 1-25	RPI 26-50	W-L RECORDS	RPI 51-100	RPI 101-150	RPI 150+				
4- 23	0- 0	0- 1	OVERALL	0- 4	0- 7	4- 11				
3- 10	0- 0	0- 0	HOME	0- 2	0- 2	3- 6				
1- 13	0- 0	0- 1	AWAY	0- 2	0- 5	1- 5				
0- 0	0- 0	0- 0	NEUTRAL	0- 0	0- 0	0- 0				
1- 10	0- 0	0- 1	NON-CONFERENCE	0- 2	0- 3	1- 4				
0- 4	0- 0	0- 0	HOME	0- 1	0- 0	0- 3				
1- 6	0- 0	0- 1	AWAY	0- 1	0- 3	1- 1				
0- 0	0- 0	0- 0	NEUTRAL	0- 0	0- 0	0- 0				
3- 13	0- 0	0- 0	CONFERENCE	0- 2	0- 4	3- 7				
3- 6	0- 0	0- 0	HOME	0- 1	0- 2	3- 3				
0- 7	0- 0	0- 0	AWAY	0- 1	0- 2	0- 4				
0- 0	0- 0	0- 0	NEUTRAL	0- 0	0- 0	0- 0				

RPI S	Opponent	Score	RPI S	Opponent	Score	RPI S	Opponent	Score	RPI S	Opponent	Score	Team's RPI: 308
28	A Mississippi St.	41 81	64	H Auburn	68 80	105	A Wright St.	72 106				
			70	A Georgia Tech	49 102	112	A Central Ark.	58 80				
			74	A Abilene Christian	70 72	112	H Central Ark.	60 64				
			74	H Abilene Christian	72 88	122	A Northwestern St.	62 82				
						122	H Northwestern St.	58 73				
						134	A Arkansas	53 97				
						142	A Texas Tech	51 113				
						153	A McNeese St.	79 96				
						153	H McNeese St.	74 83				
						157	A Xavier	27 67				
						167	H Troy	90 100				
						203	H Stephen F. Austin	65 56				
						228	A Sam Houston St.	56 80				
						244	A Houston Baptist	56 64				
						279	H La.-Monroe	84 88				
						285	H Lamar	73 66				
						293	A Florida A&M	62 57				
						311	H Nicholls St.	78 68				
						313	H Jackson St.	72 79				
						315	A A&M-Corpus Christi	67 69				
						330	H New Orleans	51 62				
						335	H Incarnate Word	66 70				
LAST 12 Division I GAMES:												
112	H Central Ark.	60 64	74	H Abilene Christian	72 88							
122	H Northwestern St.	58 73	112	A Central Ark.	58 80							
74	A Abilene Christian	70 72	122	A Northwestern St.	62 82							
330	H New Orleans	51 62	153	A McNeese St.	79 96							
311	H Nicholls St.	78 68	315	A A&M-Corpus Christi	67 69							
153	H McNeese St.	74 83	335	H Incarnate Word	66 70							

Non-Div I Games:

Southeastern La.

Average RPI Win:	140	WON-LOST	WINNING	LAST 10	STRENGTH OF	OPP. STRENGTH	TEAM	ADJ.	CONF.	ADJ CONF.
Average RPI Loss:	49	RECORD	PCT. RANK	GAMES	SCHEDULE	OF SCHEDULE	RPI	RPI	RPI	RPI
DIV. I ONLY	17- 12	122	3- 7	13	56	55	55	1	1	
DIV. I NON-CONF.	11- 0	1	0- 0	60	323	9	9	1	1	
TOTALS	RPI 1-25	RPI 26-50	W-L RECORDS	RPI 51-100	RPI 101-150	RPI 150+				
17- 12	1- 6	1- 2	OVERALL	6- 2	4- 1	5- 1				
11- 5	1- 3	0- 1	HOME	5- 0	1- 1	4- 0				
3- 7	0- 3	0- 1	AWAY	1- 2	2- 0	0- 1				
3- 0	0- 0	1- 0	NEUTRAL	0- 0	1- 0	1- 0				
11- 0	0- 0	1- 0	NON-CONFERENCE	2- 0	3- 0	5- 0				
7- 0	0- 0	0- 0	HOME	2- 0	1- 0	4- 0				
1- 0	0- 0	0- 0	AWAY	0- 0	1- 0	0- 0				
3- 0	0- 0	1- 0	NEUTRAL	0- 0	1- 0	1- 0				
6- 12	1- 6	0- 2	CONFERENCE	4- 2	1- 1	0- 1				
4- 5	1- 3	0- 1	HOME	3- 0	0- 1	0- 0				
2- 7	0- 3	0- 1	AWAY	1- 2	1- 0	0- 1				
0- 0	0- 0	0- 0	NEUTRAL	0- 0	0- 0	0- 0				

RPI	S	Opponent	Score	RPI	S	Opponent	Score	RPI	S	Opponent	Score	RPI	S	Opponent	Score
7	H	Stanford	47 57	29	N	West Virginia	78 67	52	H	Albany (NY)	68 67	104	A	Gonzaga	60 56
8	A	Arizona St.	68 69	31	A	Washington	60 69	67	H	Santa Clara	81 46	120	N	Iona	76 56
8	H	Arizona St.	45 50	31	H	Washington	53 61	72	A	Oregon	60 69	124	A	Arizona	67 57
9	A	Oregon St.	52 76					72	H	Oregon	74 67	124	H	Arizona	56 63
9	H	Oregon St.	49 57					80	A	Utah	70 59	135	H	Long Beach St.	69 43
10	A	UCLA	73 78					87	A	Washington St.	61 73	189	A	Colorado	63 66
10	H	UCLA	71 68					87	H	Washington St.	64 62	204	H	UNLV	73 42
								92	H	California	61 47	242	N	Grand Canyon	75 44
												293	H	Florida A&M	88 45
												329	H	Southern Utah	71 32
												340	H	UC Irvine	75 56
LAST 12 Division I GAMES:															
124	H	Arizona	56 63	8	A	Arizona St.	68 69								
8	H	Arizona St.	45 50	124	A	Arizona	67 57								
72	A	Oregon	60 69	189	A	Colorado	63 66								
9	A	Oregon St.	52 76	80	A	Utah	70 59								
87	H	Washington St.	64 62	92	H	California	61 47								
31	H	Washington	53 61	7	H	Stanford	47 57								

Non-Div I Games: Hope Int'l 92 43

Southern California

Loss, Non-Conf, S Site, H Home A Away N Neutral

Average RPI Win: <b>236</b>	WON-LOST	WINNING	LAST 10	STRENGTH OF	OPP. STRENGTH	TEAM	ADJ.	CONF.	ADJ CONF.
Average RPI Loss: <b>140</b>	RECORD	PCT. RANK	GAMES	SCHEDULE	OF SCHEDULE	RPI	RPI	RPI	RPI
DIV. I ONLY	19- 9	74	7- 1	258	221	129	129	21	21
DIV. I NON-CONF.	7- 5	135	1- 0	126	239	122	122	17	17
TOTALS	RPI 1-25	RPI 26-50	W-L RECORDS	RPI 51-100	RPI 101-150	RPI 150+			
19- 9	0- 1	0- 0	OVERALL	1- 2	4- 1	14- 5			
10- 3	0- 0	0- 0	HOME	1- 1	1- 0	8- 2			
9- 6	0- 1	0- 0	AWAY	0- 1	3- 1	6- 3			
0- 0	0- 0	0- 0	NEUTRAL	0- 0	0- 0	0- 0			
7- 5	0- 1	0- 0	NON-CONFERENCE	0- 1	2- 1	5- 2			
4- 2	0- 0	0- 0	HOME	0- 1	1- 0	3- 1			
3- 3	0- 1	0- 0	AWAY	0- 0	1- 1	2- 1			
0- 0	0- 0	0- 0	NEUTRAL	0- 0	0- 0	0- 0			
12- 4	0- 0	0- 0	CONFERENCE	1- 1	2- 0	9- 3			
6- 1	0- 0	0- 0	HOME	1- 0	0- 0	5- 1			
6- 3	0- 0	0- 0	AWAY	0- 1	2- 0	4- 2			
0- 0	0- 0	0- 0	NEUTRAL	0- 0	0- 0	0- 0			

RPI 1-25				RPI 26-50				RPI 51-100				RPI 101+ Team's RPI: 129			
RPI	S	Opponent	Score	RPI	S	Opponent	Score	RPI	S	Opponent	Score	RPI	S	Opponent	Score
19	A	DePaul	61 <b>105</b>					89	H	UT Martin	63 <b>70</b>	102	A	Memphis	58 <b>61</b>
								95	A	Missouri St.	77 <b>82</b>	106	A	Drake	77 67
								95	H	Missouri St.	69 61	107	A	UNI	65 60
												110	A	Mercer	55 52
												148	H	SIUE	71 57
												155	H	Marshall	55 <b>61</b>
												163	A	Illinois	64 <b>78</b>
												173	A	Loyola Chicago	59 <b>83</b>
												173	H	Loyola Chicago	68 <b>69</b>
												217	A	Indiana St.	62 58
												217	H	Indiana St.	76 64
												224	A	Southeast Mo. St.	87 72
												226	H	Siena	73 54
												253	H	Tennessee St.	79 70
												268	A	Murray St.	70 57
												288	A	Wichita St.	48 <b>57</b>
												288	H	Wichita St.	80 66
												300	A	Bradley	65 51
												300	H	Bradley	75 49
												305	H	Morehead St.	102 69
												323	A	Illinois St.	68 55
												323	H	Illinois St.	76 71
												333	A	Evansville	66 63
												333	H	Evansville	74 56
LAST 12 Division I GAMES:															
253	H	Tennessee St.	79 70	300	A	Bradley	65 51								
217	A	Indiana St.	62 58	173	A	Loyola Chicago	59 <b>83</b>								
323	A	Illinois St.	68 55	323	H	Illinois St.	76 71								
288	H	Wichita St.	80 66	217	H	Indiana St.	76 64								
95	H	Missouri St.	69 61	95	A	Missouri St.	77 <b>82</b>								
333	A	Evansville	66 63	288	A	Wichita St.	48 <b>57</b>								

Non-Div I Games:

Southern Ill.

■ Loss, 
 ■ Non-Conf, 
 ■ S Site, 
 ■ Home 
 ■ A Away 
 N Neutral

Average RPI Win: <b>228</b>	WON-LOST	WINNING	LAST 10	STRENGTH OF	OPP. STRENGTH	TEAM	ADJ.	CONF.	ADJ CONF.
Average RPI Loss: <b>105</b>	RECORD	PCT. RANK	GAMES	SCHEDULE	OF SCHEDULE	RPI	RPI	RPI	RPI
DIV. I ONLY	<b>13- 13</b>	<b>167</b>	<b>3- 5</b>	<b>159</b>	<b>113</b>	<b>152</b>	<b>152</b>	<b>12</b>	<b>12</b>
DIV. I NON-CONF.	<b>6- 4</b>	<b>125</b>	<b>1- 1</b>	<b>108</b>	<b>117</b>	<b>106</b>	<b>106</b>	<b>11</b>	<b>11</b>
TOTALS	RPI 1-25	RPI 26-50	W-L RECORDS	RPI 51-100	RPI 101-150	RPI 150+			
13- 13	0- 3	0- 2	OVERALL	0- 2	1- 2	12- 4			
11- 1	0- 1	0- 0	HOME	0- 0	1- 0	10- 0			
2- 11	0- 2	0- 2	AWAY	0- 2	0- 1	2- 4			
0- 1	0- 0	0- 0	NEUTRAL	0- 0	0- 1	0- 0			
6- 4	0- 1	0- 2	NON-CONFERENCE	0- 0	1- 1	5- 0			
5- 0	0- 0	0- 0	HOME	0- 0	1- 0	4- 0			
1- 3	0- 1	0- 2	AWAY	0- 0	0- 0	1- 0			
0- 1	0- 0	0- 0	NEUTRAL	0- 0	0- 1	0- 0			
7- 9	0- 2	0- 0	CONFERENCE	0- 2	0- 1	7- 4			
6- 1	0- 1	0- 0	HOME	0- 0	0- 0	6- 0			
1- 8	0- 1	0- 0	AWAY	0- 2	0- 1	1- 4			
0- 0	0- 0	0- 0	NEUTRAL	0- 0	0- 0	0- 0			

RPI	S	Opponent	Score	RPI	S	Opponent	Score	RPI	S	Opponent	Score	RPI	S	Opponent	Score	Team's RPI: 152
2	A	Baylor	42 <b>97</b>	28	A	Mississippi St.	65 <b>78</b>	60	A	Middle Tenn.	44 <b>74</b>	108	H	Samford	56 48	
22	A	UTEP	64 <b>72</b>	44	A	Chattanooga	48 <b>53</b>	77	A	Charlotte	59 <b>80</b>	137	N	North Carolina	62 <b>69</b>	
22	H	UTEP	54 <b>57</b>									147	A	UAB	49 <b>53</b>	
												154	A	Old Dominion	45 <b>53</b>	
												168	A	Louisiana Tech	37 <b>72</b>	
												168	H	Louisiana Tech	69 59	
												170	H	Ole Miss	57 38	
												178	H	Fla. Atlantic	89 80	
												197	H	South Ala.	71 51	
												225	A	Rice	59 49	
												225	H	Rice	68 62	
												236	A	North Texas	55 <b>57</b>	
												236	H	North Texas	57 38	
												260	H	Alabama St.	65 44	
												263	A	UTSA	41 <b>47</b>	
												263	H	UTSA	65 53	
												280	A	Tennessee Tech	69 57	
												309	H	FIU	82 55	
												349	H	Mississippi Val.	71 55	
LAST 12 Division I GAMES:																
108	H	Samford	56 48	60	A	Middle Tenn.	44 <b>74</b>									
44	A	Chattanooga	48 <b>53</b>	147	A	UAB	49 <b>53</b>									
236	A	North Texas	55 <b>57</b>	225	H	Rice	68 62									
225	A	Rice	59 49	236	H	North Texas	57 38									
263	H	UTSA	65 53	263	A	UTSA	41 <b>47</b>									
22	H	UTEP	54 <b>57</b>	22	A	UTEP	64 <b>72</b>									

Non-Div I Games: William Carey 75 34

Southern Miss.

■ Loss, 
■ Non-Conf, 
■ S Site, 
■ Home 
■ A Away 
N Neutral

Average RPI Win:	300	WON-LOST	WINNING	LAST 10	STRENGTH OF	OPP. STRENGTH	TEAM	ADJ.	CONF.	ADJ CONF.
Average RPI Loss:	136	RECORD	PCT. RANK	GAMES	SCHEDULE	OF SCHEDULE	RPI	RPI	RPI	RPI
DIV. I ONLY	13- 10	137	7- 3	298	314	175	175	31	31	
DIV. I NON-CONF.	1- 6	311	0- 0	14	4	182	182	31	31	
TOTALS	RPI 1-25	RPI 26-50	W-L RECORDS	RPI 51-100	RPI 101-150	RPI 150+				
13- 10	0- 2	0- 1	OVERALL	0- 2	0- 1	13- 4				
7- 1	0- 0	0- 0	HOME	0- 0	0- 0	7- 1				
6- 9	0- 1	0- 1	AWAY	0- 2	0- 1	6- 3				
0- 0	0- 0	0- 0	NEUTRAL	0- 0	0- 0	0- 0				
1- 6	0- 2	0- 1	NON-CONFERENCE	0- 2	0- 1	1- 0				
1- 0	0- 0	0- 0	HOME	0- 0	0- 0	1- 0				
0- 6	0- 2	0- 1	AWAY	0- 2	0- 1	0- 0				
0- 0	0- 0	0- 0	NEUTRAL	0- 0	0- 0	0- 0				
12- 4	0- 0	0- 0	CONFERENCE	0- 0	0- 0	12- 4				
6- 1	0- 0	0- 0	HOME	0- 0	0- 0	6- 1				
6- 3	0- 0	0- 0	AWAY	0- 0	0- 0	6- 3				
0- 0	0- 0	0- 0	NEUTRAL	0- 0	0- 0	0- 0				

RPI 1-25				RPI 26-50				RPI 51-100				RPI 101+ Team's RPI: 175			
RPI	S	Opponent	Score	RPI	S	Opponent	Score	RPI	S	Opponent	Score	RPI	S	Opponent	Score
11	A	Maryland	61 94	46	A	Kansas St.	47 59	83	A	Tulane	48 77	111	A	Iowa St.	46 86
17	A	Texas A&M	47 88					90	A	Nebraska	38 89	190	A	Grambling	52 65
												190	H	Grambling	80 68
												197	H	South Ala.	50 45
												249	A	Texas Southern	45 59
												260	A	Alabama St.	57 55
												260	H	Alabama St.	59 60
												273	A	Prairie View	65 55
												301	A	Alcorn	74 85
												301	H	Alcorn	66 57
												313	A	Jackson St.	66 57
												313	H	Jackson St.	84 57
												331	A	Ark.-Pine Bluff	78 61
												331	H	Ark.-Pine Bluff	74 70
												346	A	Alabama A&M	68 62
												346	H	Alabama A&M	77 38
												349	A	Mississippi Val.	99 36
												349	H	Mississippi Val.	78 26
LAST 12 Division I GAMES:															
301	A	Alcorn	74 85	190	A	Grambling	52 65								
346	A	Alabama A&M	68 62	301	H	Alcorn	66 57								
260	A	Alabama St.	57 55	346	H	Alabama A&M	77 38								
349	H	Mississippi Val.	78 26	260	H	Alabama St.	59 60								
331	H	Ark.-Pine Bluff	74 70	349	A	Mississippi Val.	99 36								
313	A	Jackson St.	66 57	331	A	Ark.-Pine Bluff	78 61								

Non-Div I Games:      Tougaloo                      81   48                      Spring Hill                      65   46

Southern U.

Loss, Non-Conf, S Site, H Home A Away N Neutral

## Southern Utah

Through Games Of Feb. 29, 2016

Average RPI Win:	311	WON-LOST	WINNING	LAST 10	STRENGTH OF	OPP. STRENGTH	TEAM	ADJ.	CONF.	ADJ CONF.
Average RPI Loss:	178	RECORD	PCT. RANK	GAMES	SCHEDULE	OF SCHEDULE	RPI	RPI	RPI	RPI
DIV. I ONLY	3- 23	338	1- 9	164	315	329	329	20	20	
DIV. I NON-CONF.	2- 8	290	0- 0	283	290	327	327	23	23	
TOTALS	RPI 1-25	RPI 26-50	W-L RECORDS	RPI 51-100	RPI 101-150	RPI 150+				
3- 23	0- 0	0- 0	OVERALL	0- 3	0- 5	3- 15				
3- 7	0- 0	0- 0	HOME	0- 0	0- 2	3- 5				
0- 15	0- 0	0- 0	AWAY	0- 3	0- 3	0- 9				
0- 1	0- 0	0- 0	NEUTRAL	0- 0	0- 0	0- 1				
2- 8	0- 0	0- 0	NON-CONFERENCE	0- 3	0- 0	2- 5				
2- 1	0- 0	0- 0	HOME	0- 0	0- 0	2- 1				
0- 6	0- 0	0- 0	AWAY	0- 3	0- 0	0- 3				
0- 1	0- 0	0- 0	NEUTRAL	0- 0	0- 0	0- 1				
1- 15	0- 0	0- 0	CONFERENCE	0- 0	0- 5	1- 10				
1- 6	0- 0	0- 0	HOME	0- 0	0- 2	1- 4				
0- 9	0- 0	0- 0	AWAY	0- 0	0- 3	0- 6				
0- 0	0- 0	0- 0	NEUTRAL	0- 0	0- 0	0- 0				

RPI S	Opponent	Score	RPI S	Opponent	Score	RPI S	Opponent	Score	RPI S	Opponent	Score	Team's RPI: 329
						55	A Southern California	32 71	113	A North Dakota	56 68	
						88	A TCU	47 76	139	A Idaho	48 93	
						97	A New Mexico St.	60 74	139	H Idaho	51 62	
									141	A Montana St.	59 86	
									141	H Montana St.	66 87	
									171	A Montana	60 66	
									171	H Montana	50 81	
									179	A Eastern Wash.	53 64	
									179	H Eastern Wash.	82 85	
									181	A New Mexico	48 70	
									184	A Northern Colo.	44 64	
									196	A Weber St.	56 75	
									196	H Weber St.	51 69	
									204	A UNLV	44 79	
									206	A Utah Valley	58 70	
									215	N N.C. A&T	65 78	
									234	A Idaho St.	47 64	
									234	H Idaho St.	67 71	
									291	A Northern Ariz.	48 57	
									291	H Northern Ariz.	73 68	
									299	H CSUN	67 65	
									340	H UC Irvine	58 63	
									343	H Air Force	75 56	
LAST 12 Division I GAMES:												
			291	H Northern Ariz.	73 68		139	A Idaho	48 93			
			234	A Idaho St.	47 64		196	H Weber St.	51 69			
			196	A Weber St.	56 75		234	H Idaho St.	67 71			
			141	H Montana St.	66 87		113	A North Dakota	56 68			
			171	H Montana	50 81		184	A Northern Colo.	44 64			
			179	A Eastern Wash.	53 64		139	H Idaho	51 62			

Non-Div I Games:

Southern Utah

■ Loss, 
■ Non-Conf, 
■ S Site, 
■ H Home 
■ A Away 
N Neutral

Average RPI Win: 154		WON-LOST	WINNING	LAST 10	STRENGTH OF	OPP. STRENGTH	TEAM	ADJ.	CONF.	ADJ CONF.
Average RPI Loss: 97		RECORD	PCT. RANK	GAMES	SCHEDULE	OF SCHEDULE	RPI	RPI	RPI	RPI
DIV. I ONLY		23- 6	30	6- 4	97	88	30	30	7	7
DIV. I NON-CONF.		11- 2	28	0- 0	133	87	29	29	8	8
TOTALS		RPI 1-25	RPI 26-50		W-L RECORDS		RPI 51-100	RPI 101-150		RPI 150+
23- 6	1- 2	2- 0		OVERALL		4- 2	4- 0		12- 2	
16- 0	1- 0	2- 0		HOME		3- 0	4- 0		6- 0	
7- 6	0- 1	0- 0		AWAY		1- 2	0- 0		6- 0	
0- 0	0- 0	0- 0		NEUTRAL		0- 0	0- 0		0- 0	
11- 2	0- 1	1- 0		NON-CONFERENCE		1- 1	4- 0		5- 0	
8- 0	0- 0	1- 0		HOME		1- 0	4- 0		2- 0	
3- 2	0- 1	0- 0		AWAY		0- 1	0- 0		3- 0	
0- 0	0- 0	0- 0		NEUTRAL		0- 0	0- 0		0- 0	
12- 4	1- 1	1- 0		CONFERENCE		3- 1	0- 0		7- 2	
8- 0	1- 0	1- 0		HOME		2- 0	0- 0		4- 0	
4- 4	0- 1	0- 0		AWAY		1- 1	0- 0		3- 2	
0- 0	0- 0	0- 0		NEUTRAL		0- 0	0- 0		0- 0	

RPI 1-25				RPI 26-50				Team's RPI: 30				RPI 51-100				RPI 101+			
RPI	S	Opponent	Score	RPI	S	Opponent	Score	RPI	S	Opponent	Score	RPI	S	Opponent	Score	RPI	S	Opponent	Score
19	A	DePaul	54 77	38	H	George Washington	69 67	53	H	Saint Louis	80 59	103	H	Toledo	74 63				
23	A	Duquesne	62 74	39	H	James Madison	56 45	71	A	Dayton	59 54	118	H	Buffalo	59 32				
23	H	Duquesne	60 48					81	A	Drexel	46 58	127	H	Penn St.	70 60				
								84	A	VCU	47 52	150	H	Detroit	84 73				
								94	H	Georgetown	69 54	160	A	Stony Brook	73 68				
								99	H	Saint Joseph's	65 51	166	A	Fordham	68 77				
												166	H	Fordham	55 41				
												174	A	Davidson	59 47				
												183	H	George Mason	70 55				
												200	H	Richmond	66 43				
												209	A	Massachusetts	60 69				
												209	H	Massachusetts	66 41				
												210	A	Canisius	59 47				
												216	A	Rhode Island	69 56				
												226	H	Siena	57 40				
												277	A	La Salle	70 63				
												296	H	Niagara	67 55				
												306	A	Colgate	62 38				
LAST 12 Division I GAMES:																			
23	H	Duquesne	60 48	84	A	VCU	47 52												
166	A	Fordham	68 77	200	H	Richmond	66 43												
277	A	La Salle	70 63	99	H	Saint Joseph's	65 51												
38	H	George Washington	69 67	23	A	Duquesne	62 74												
209	A	Massachusetts	60 69	71	A	Dayton	59 54												
53	H	Saint Louis	80 59	183	H	George Mason	70 55												

Non-Div I Games:

St. Bonaventure



Average RPI Win:	277	WON-LOST	WINNING	LAST 10	STRENGTH OF	OPP. STRENGTH	TEAM	ADJ.	CONF.	ADJ CONF.
Average RPI Loss:	252	RECORD	PCT. RANK	GAMES	SCHEDULE	OF SCHEDULE	RPI	RPI	RPI	RPI
DIV. I ONLY	7- 22	297	3- 7	337	348	336	336	30	30	
DIV. I NON-CONF.	3- 8	258	0- 0	318	333	313	313	32	32	
TOTALS	RPI 1-25	RPI 26-50	W-L RECORDS	RPI 51-100	RPI 101-150	RPI 150+				
7- 22	0- 0	0- 0	OVERALL	0- 3	0- 0	7- 19				
2- 10	0- 0	0- 0	HOME	0- 1	0- 0	2- 9				
4- 11	0- 0	0- 0	AWAY	0- 1	0- 0	4- 10				
1- 1	0- 0	0- 0	NEUTRAL	0- 1	0- 0	1- 0				
3- 8	0- 0	0- 0	NON-CONFERENCE	0- 3	0- 0	3- 5				
1- 2	0- 0	0- 0	HOME	0- 1	0- 0	1- 1				
1- 5	0- 0	0- 0	AWAY	0- 1	0- 0	1- 4				
1- 1	0- 0	0- 0	NEUTRAL	0- 1	0- 0	1- 0				
4- 14	0- 0	0- 0	CONFERENCE	0- 0	0- 0	4- 14				
1- 8	0- 0	0- 0	HOME	0- 0	0- 0	1- 8				
3- 6	0- 0	0- 0	AWAY	0- 0	0- 0	3- 6				
0- 0	0- 0	0- 0	NEUTRAL	0- 0	0- 0	0- 0				

RPI 1-25			RPI 26-50			RPI 51-100			RPI 101+			Team's RPI: 336
RPI	S	Opponent	Score	RPI	S	Opponent	Score	RPI	S	Opponent	Score	
						65 H Army West Point	35 74	199 A Sacred Heart		55 63		
						70 A Georgia Tech	51 89	199 H Sacred Heart		51 68		
						94 N Georgetown	52 74	202 A Robert Morris		72 65		
								202 H Robert Morris		53 62		
								231 A Bryant		58 57		
								231 H Bryant		42 70		
								241 H Loyola Maryland		64 54		
								243 A Manhattan		53 61		
								256 A Monmouth		54 63		
								262 A Saint Francis (PA)		68 85		
								262 H Saint Francis (PA)		76 83		
								275 A Central Conn. St.		61 65		
								275 H Central Conn. St.		61 67		
								282 A Vermont		59 55		
								283 H Rider		59 71		
								312 A Fairleigh Dickinson		61 65		
								312 H Fairleigh Dickinson		88 78		
								319 A Mt. St. Mary's		56 66		
								319 H Mt. St. Mary's		40 57		
								326 A LIU Brooklyn		71 51		
								326 H LIU Brooklyn		62 65		
								328 A Lafayette		59 77		
								338 A Saint Peter's		40 44		
								342 A Wagner		53 70		
								342 H Wagner		78 82		
								347 N Norfolk St.		59 55		
LAST 12 Division I GAMES:												
						275 H Central Conn. St.	61 67	312 H Fairleigh Dickinson		88 78		
						319 H Mt. St. Mary's	40 57	199 A Sacred Heart		55 63		
						262 A Saint Francis (PA)	68 85	342 H Wagner		78 82		
						202 A Robert Morris	72 65	275 A Central Conn. St.		61 65		
						231 A Bryant	58 57	342 A Wagner		53 70		
						326 H LIU Brooklyn	62 65	347 N Norfolk St.		59 55		

Non-Div I Games:

St. Francis Brooklyn

■ Loss, 
 ■ Non-Conf, 
 ■ S Site, 
 ■ H Home 
 ■ A Away 
 N Neutral

Average RPI Win:	158	WON-LOST	WINNING	LAST 10	STRENGTH OF	OPP. STRENGTH	TEAM	ADJ.	CONF.	ADJ CONF.
Average RPI Loss:	65	RECORD	PCT. RANK	GAMES	SCHEDULE	OF SCHEDULE	RPI	RPI	RPI	RPI
DIV. I ONLY	20- 9	71	5- 5	103	60	56	56	6	6	
DIV. I NON-CONF.	9- 2	37	0- 0	158	50	36	36	6	6	
TOTALS	RPI 1-25	RPI 26-50	W-L RECORDS	RPI 51-100	RPI 101-150	RPI 150+				
20- 9	1- 4	2- 2	OVERALL	4- 1	1- 1	12- 1				
11- 3	1- 1	1- 1	HOME	2- 0	0- 1	7- 0				
9- 6	0- 3	1- 1	AWAY	2- 1	1- 0	5- 1				
0- 0	0- 0	0- 0	NEUTRAL	0- 0	0- 0	0- 0				
9- 2	1- 2	0- 0	NON-CONFERENCE	1- 0	0- 0	7- 0				
5- 0	1- 0	0- 0	HOME	0- 0	0- 0	4- 0				
4- 2	0- 2	0- 0	AWAY	1- 0	0- 0	3- 0				
0- 0	0- 0	0- 0	NEUTRAL	0- 0	0- 0	0- 0				
11- 7	0- 2	2- 2	CONFERENCE	3- 1	1- 1	5- 1				
6- 3	0- 1	1- 1	HOME	2- 0	0- 1	3- 0				
5- 4	0- 1	1- 1	AWAY	1- 1	1- 0	2- 1				
0- 0	0- 0	0- 0	NEUTRAL	0- 0	0- 0	0- 0				

RPI 1-25				RPI 26-50				RPI 51-100 Team's RPI: 56				RPI 101+			
RPI	S	Opponent	Score	RPI	S	Opponent	Score	RPI	S	Opponent	Score	RPI	S	Opponent	Score
10	A	UCLA	58 73	36	A	Seton Hall	72 64	54	A	Rutgers	69 62	131	A	Creighton	66 55
19	A	DePaul	71 77	36	H	Seton Hall	71 69	94	A	Georgetown	65 60	131	H	Creighton	57 64
19	H	DePaul	61 71	47	A	Villanova	54 58	94	H	Georgetown	63 55	157	A	Xavier	69 56
23	A	Duquesne	57 76	47	H	Villanova	59 71	96	A	Marquette	64 67	157	H	Xavier	57 41
25	H	South Fla.	74 70					96	H	Marquette	81 77	164	H	Yale	69 56
LAST 12 Division I GAMES:															
131	H	Creighton	57 64	36	A	Seton Hall	72 64	195	A	Butler	58 62	195	H	Butler	68 41
259	H	Providence	69 54	19	A	DePaul	71 77	157	H	Xavier	57 41	199	H	Sacred Heart	67 54
195	A	Butler	58 62	96	A	Marquette	64 67	94	H	Georgetown	63 55	237	A	Kansas	86 71
157	A	Xavier	69 56	47	H	Villanova	59 71	47	A	Villanova	54 58	259	A	Providence	80 61
												259	H	Providence	69 54
												271	A	UCF	70 42
												340	A	UC Irvine	85 63

Non-Div I Games:

St. John's (NY)

■ Loss, 
■ Non-Conf, 
■ S Site, 
■ H Home 
■ A Away 
N Neutral

## St. Mary's (CA)

Through Games Of Feb. 29, 2016

Average RPI Win:	163	WON-LOST	WINNING	LAST 10	STRENGTH OF	OPP. STRENGTH	TEAM	ADJ.	CONF.	ADJ CONF.
Average RPI Loss:	101	RECORD	PCT. RANK	GAMES	SCHEDULE	OF SCHEDULE	RPI	RPI	RPI	RPI
DIV. I ONLY	23- 6	30	8- 2	107	94	50	50	8	8	
DIV. I NON-CONF.	9- 2	37	0- 0	143	102	65	65	9	9	
TOTALS	RPI 1-25	RPI 26-50	W-L RECORDS	RPI 51-100	RPI 101-150	RPI 150+				
23- 6	0- 2	1- 1	OVERALL	7- 1	3- 0	12- 2				
11- 4	0- 1	0- 1	HOME	3- 1	2- 0	6- 1				
11- 2	0- 1	0- 0	AWAY	4- 0	1- 0	6- 1				
1- 0	0- 0	1- 0	NEUTRAL	0- 0	0- 0	0- 0				
9- 2	0- 0	1- 1	NON-CONFERENCE	2- 0	1- 0	5- 1				
4- 2	0- 0	0- 1	HOME	1- 0	1- 0	2- 1				
4- 0	0- 0	0- 0	AWAY	1- 0	0- 0	3- 0				
1- 0	0- 0	1- 0	NEUTRAL	0- 0	0- 0	0- 0				
14- 4	0- 2	0- 0	CONFERENCE	5- 1	2- 0	7- 1				
7- 2	0- 1	0- 0	HOME	2- 1	1- 0	4- 0				
7- 2	0- 1	0- 0	AWAY	3- 0	1- 0	3- 1				
0- 0	0- 0	0- 0	NEUTRAL	0- 0	0- 0	0- 0				

RPI 1-25				RPI 26-50				RPI 51-100				RPI 101+			
RPI	S	Opponent	Score	RPI	S	Opponent	Score	RPI	S	Opponent	Score	RPI	S	Opponent	Score
15	A	BYU	59 65	41	H	Missouri	78 95	67	A	Santa Clara	78 70	104	A	Gonzaga	69 68
15	H	BYU	44 65	47	N	Villanova	67 60	67	H	Santa Clara	67 73	104	H	Gonzaga	66 47
								78	A	San Diego	73 68	128	H	Fresno St.	83 81
								78	H	San Diego	68 60	162	A	Pacific	82 73
								87	H	Washington St.	75 71	162	H	Pacific	83 75
								92	A	California	64 63	184	A	Northern Colo.	65 52
								98	A	San Francisco	78 68	188	H	UC Davis	71 78
								98	H	San Francisco	72 59	193	H	Cal Poly	87 83
												194	H	San Jose St.	91 81
												238	A	Wyoming	70 64
												240	A	Loyola Marymount	91 81
												240	H	Loyola Marymount	72 57
												278	A	Pepperdine	58 62
												278	H	Pepperdine	88 72
												284	A	Portland	78 51
												284	H	Portland	95 53
												299	A	CSUN	93 59
LAST 12 Division I GAMES:															
98	H	San Francisco	72 59	15	H	BYU	44 65	78	H	San Diego	68 60	162	H	Pacific	83 75
67	A	Santa Clara	78 70	284	H	Portland	95 53	284	A	Portland	78 51	104	A	Gonzaga	69 68
284	H	Portland	95 53	104	H	Gonzaga	66 47	104	A	Gonzaga	69 68	278	A	Pepperdine	58 62
104	H	Gonzaga	66 47	240	A	Loyola Marymount	91 81	162	A	Pacific	82 73				
240	A	Loyola Marymount	91 81												
278	A	Pepperdine	58 62												

Non-Div I Games:

St. Mary's (CA)

■ Loss, 
 ■ Non-Conf, 
 ■ S Site, 
 ■ Home 
 ■ Away 
 N Neutral

## Stanford

Through Games Of Feb. 29, 2016

Average RPI Win:	96	WON-LOST	WINNING	LAST 10	STRENGTH OF	OPP. STRENGTH	TEAM	ADJ.	CONF.	ADJ CONF.
Average RPI Loss:	18	RECORD	PCT. RANK	GAMES	SCHEDULE	OF SCHEDULE	RPI	RPI	RPI	RPI
DIV. I ONLY	24- 6	27	9- 1	6	7	7	7	1	1	
DIV. I NON-CONF.	10- 2	33	0- 0	10	18	4	4	1	1	
TOTALS	RPI 1-25	RPI 26-50	W-L RECORDS	RPI 51-100	RPI 101-150	RPI 150+				
24- 6	1- 5	4- 0	OVERALL	11- 1	3- 0	5- 0				
13- 2	1- 1	4- 0	HOME	4- 1	1- 0	3- 0				
8- 4	0- 4	0- 0	AWAY	4- 0	2- 0	2- 0				
3- 0	0- 0	0- 0	NEUTRAL	3- 0	0- 0	0- 0				
10- 2	0- 1	3- 0	NON-CONFERENCE	3- 1	1- 0	3- 0				
5- 1	0- 0	3- 0	HOME	0- 1	0- 0	2- 0				
2- 1	0- 1	0- 0	AWAY	0- 0	1- 0	1- 0				
3- 0	0- 0	0- 0	NEUTRAL	3- 0	0- 0	0- 0				
14- 4	1- 4	1- 0	CONFERENCE	8- 0	2- 0	2- 0				
8- 1	1- 1	1- 0	HOME	4- 0	1- 0	1- 0				
6- 3	0- 3	0- 0	AWAY	4- 0	1- 0	1- 0				
0- 0	0- 0	0- 0	NEUTRAL	0- 0	0- 0	0- 0				

RPI	S	Opponent	Score	RPI	S	Opponent	Score	RPI	S	Opponent	Score	RPI	S	Opponent	Score
6	A	Texas	69 77	27	H	Tennessee	69 55	55	A	Southern California	57 47	104	A	Gonzaga	65 48
8	A	Arizona St.	31 49	31	H	Washington	69 53	58	N	Purdue	71 65	124	A	Arizona	59 34
8	H	Arizona St.	61 63	38	H	George Washington	84 63	67	H	Santa Clara	58 61	124	H	Arizona	82 58
9	A	Oregon St.	50 58	44	H	Chattanooga	73 30	71	N	Dayton	74 66	156	H	Cornell	93 38
9	H	Oregon St.	76 54					72	A	Oregon	64 62	188	A	UC Davis	74 45
10	A	UCLA	36 56					72	H	Oregon	69 42	189	A	Colorado	80 49
								80	A	Utah	72 54	189	H	Colorado	71 56
								80	H	Utah	72 52	219	H	CSU Bakersfield	83 41
								87	H	Washington St.	69 52				
								92	A	California	60 55				
								92	H	California	53 46				
								95	N	Missouri St.	82 65				
LAST 12 Division I GAMES:															
72	H	Oregon	69 42	92	A	California	60 55								
9	H	Oregon St.	76 54	92	H	California	53 46								
80	A	Utah	72 54	87	H	Washington St.	69 52								
189	A	Colorado	80 49	31	H	Washington	69 53								
8	H	Arizona St.	61 63	10	A	UCLA	36 56								
124	H	Arizona	82 58	55	A	Southern California	57 47								

Non-Div I Games:

Stanford

■ Loss, 
■ Non-Conf, 
■ S Site, 
■ Home 
■ A Away 
N Neutral

Average RPI Win:	248	WON-LOST	WINNING	LAST 10	STRENGTH OF	OPP. STRENGTH	TEAM	ADJ.	CONF.	ADJ CONF.
Average RPI Loss:	182	RECORD	PCT. RANK	GAMES	SCHEDULE	OF SCHEDULE	RPI	RPI	RPI	RPI
DIV. I ONLY	14- 10	130	10- 0	291	277	203	203	26	26	
DIV. I NON-CONF.	3- 5	218	0- 0	141	230	210	210	26	26	
TOTALS	RPI 1-25	RPI 26-50	W-L RECORDS	RPI 51-100	RPI 101-150	RPI 150+				
14- 10	0- 0	0- 0	OVERALL	0- 2	2- 3	12- 5				
7- 4	0- 0	0- 0	HOME	0- 1	1- 2	6- 1				
5- 4	0- 0	0- 0	AWAY	0- 1	0- 0	5- 3				
2- 2	0- 0	0- 0	NEUTRAL	0- 0	1- 1	1- 1				
3- 5	0- 0	0- 0	NON-CONFERENCE	0- 1	1- 2	2- 2				
1- 1	0- 0	0- 0	HOME	0- 0	0- 1	1- 0				
0- 2	0- 0	0- 0	AWAY	0- 1	0- 0	0- 1				
2- 2	0- 0	0- 0	NEUTRAL	0- 0	1- 1	1- 1				
11- 5	0- 0	0- 0	CONFERENCE	0- 1	1- 1	10- 3				
6- 3	0- 0	0- 0	HOME	0- 1	1- 1	5- 1				
5- 2	0- 0	0- 0	AWAY	0- 0	0- 0	5- 2				
0- 0	0- 0	0- 0	NEUTRAL	0- 0	0- 0	0- 0				

RPI 1-25				RPI 26-50				RPI 51-100				RPI 101+				Team's RPI: 203	
RPI	S	Opponent	Score	RPI	S	Opponent	Score	RPI	S	Opponent	Score	RPI	S	Opponent	Score		
								74	H	Abilene Christian	70 85	112	H	Central Ark.	53 55		
								88	A	TCU	55 88	114	N	IUPUI	55 62		
												122	H	Northwestern St.	68 52		
												144	H	UT Arlington	63 67		
												148	N	SIUE	82 74		
												153	H	McNeese St.	80 55		
												168	A	Louisiana Tech	44 76		
												196	N	Weber St.	46 56		
												217	N	Indiana St.	71 62		
												225	H	Rice	59 45		
												228	H	Sam Houston St.	70 63		
												244	A	Houston Baptist	64 50		
												244	H	Houston Baptist	66 54		
												285	A	Lamar	79 77		
												285	H	Lamar	60 64		
												308	A	Southeastern La.	56 65		
												311	A	Nicholls St.	89 67		
												315	A	A&M-Corpus Christi	71 66		
												315	H	A&M-Corpus Christi	72 59		
												330	A	New Orleans	57 58		
												335	A	Incarnate Word	82 66		
												335	H	Incarnate Word	74 62		
LAST 12 Division I GAMES:																	
				244	H	Houston Baptist	66 54					244	A	Houston Baptist	64 50		
				335	A	Incarnate Word	82 66					122	H	Northwestern St.	68 52		
				311	A	Nicholls St.	89 67					315	A	A&M-Corpus Christi	71 66		
				285	A	Lamar	79 77					228	H	Sam Houston St.	70 63		
				315	H	A&M-Corpus Christi	72 59					285	H	Lamar	60 64		
				335	H	Incarnate Word	74 62					74	H	Abilene Christian	70 85		

Non-Div I Games: Texas-Tyler 91 69 Tex. A&M-Commerce 75 65 LSU-Shreveport 94 39

Stephen F. Austin

Average RPI Win: <b>289</b>	WON-LOST	WINNING	LAST 10	STRENGTH OF	OPP. STRENGTH	TEAM	ADJ.	CONF.	ADJ CONF.
Average RPI Loss: <b>123</b>	RECORD	PCT. RANK	GAMES	SCHEDULE	OF SCHEDULE	RPI	RPI	RPI	RPI
DIV. I ONLY	15- 10	112	7- 3	314	249	192	192	29	29
DIV. I NON-CONF.	6- 5	146	0- 0	274	130	189	189	28	28
TOTALS	RPI 1-25	RPI 26-50	W-L RECORDS	RPI 51-100	RPI 101-150	RPI 150+			
15- 10	0- 0	0- 2	OVERALL	0- 3	1- 1	14- 4			
8- 3	0- 0	0- 0	HOME	0- 1	1- 0	7- 2			
7- 5	0- 0	0- 2	AWAY	0- 1	0- 1	7- 1			
0- 2	0- 0	0- 0	NEUTRAL	0- 1	0- 0	0- 1			
6- 5	0- 0	0- 2	NON-CONFERENCE	0- 1	0- 0	6- 2			
3- 1	0- 0	0- 0	HOME	0- 0	0- 0	3- 1			
3- 2	0- 0	0- 2	AWAY	0- 0	0- 0	3- 0			
0- 2	0- 0	0- 0	NEUTRAL	0- 1	0- 0	0- 1			
9- 5	0- 0	0- 0	CONFERENCE	0- 2	1- 1	8- 2			
5- 2	0- 0	0- 0	HOME	0- 1	1- 0	4- 1			
4- 3	0- 0	0- 0	AWAY	0- 1	0- 1	4- 1			
0- 0	0- 0	0- 0	NEUTRAL	0- 0	0- 0	0- 0			

RPI S	Opponent	Score	RPI S	Opponent	Score	RPI S	Opponent	Score	RPI S	Opponent	Score	Team's RPI: 192
26	A Georgia	55 <b>76</b>	61	A FGCU	48 <b>61</b>	146	A Jacksonville	49 <b>69</b>				
27	A Tennessee	56 <b>90</b>	61	H FGCU	47 <b>60</b>	146	H Jacksonville	66 61				
			76	N Minnesota	69 <b>72</b>	151	N Boise St.	65 <b>71</b>				
						180	H Hampton	68 59				
						208	A USC Upstate	58 <b>73</b>				
						208	H USC Upstate	56 <b>61</b>				
						254	A Bethune-Cookman	62 38				
						264	A UNCW	52 49				
						269	H Georgia St.	72 <b>80</b>				
						271	H UCF	83 68				
						289	A Kennesaw St.	57 54				
						289	H Kennesaw St.	77 62				
						290	H Ga. Southern	79 57				
						325	A North Florida	67 56				
						325	H North Florida	81 61				
						334	A Lipscomb	83 62				
						334	H Lipscomb	79 75				
						339	A Eastern Ill.	68 66				
						345	A NJIT	74 56				
						345	H NJIT	60 55				
LAST 12 Division I GAMES:												
61	H FGCU	47 <b>60</b>	146	H Jacksonville	66 61							
289	H Kennesaw St.	77 62	325	H North Florida	81 61							
334	H Lipscomb	79 75	146	A Jacksonville	49 <b>69</b>							
345	A NJIT	74 56	334	A Lipscomb	83 62							
208	A USC Upstate	58 <b>73</b>	289	A Kennesaw St.	57 54							
325	A North Florida	67 56	208	H USC Upstate	56 <b>61</b>							

Non-Div I Games: Trinity Baptist 107 30 Armstrong St. 61 45 Flagler 84 47

Stetson

Average RPI Win: <b>240</b>	WON-LOST	WINNING	LAST 10	STRENGTH OF	OPP. STRENGTH	TEAM	ADJ.	CONF.	ADJ CONF.
Average RPI Loss: <b>125</b>	RECORD	PCT. RANK	GAMES	SCHEDULE	OF SCHEDULE	RPI	RPI	RPI	RPI
DIV. I ONLY	<b>16- 13</b>	<b>144</b>	<b>3- 7</b>	<b>199</b>	<b>204</b>	<b>160</b>	<b>160</b>	<b>15</b>	<b>15</b>
DIV. I NON-CONF.	<b>8- 5</b>	<b>120</b>	<b>0- 0</b>	<b>207</b>	<b>177</b>	<b>129</b>	<b>129</b>	<b>18</b>	<b>18</b>
TOTALS	RPI 1-25	RPI 26-50	W-L RECORDS	RPI 51-100	RPI 101-150	RPI 150+			
16- 13	0- 1	0- 1	OVERALL	1- 5	1- 0	14- 6			
9- 5	0- 0	0- 1	HOME	1- 2	1- 0	7- 2			
7- 8	0- 1	0- 0	AWAY	0- 3	0- 0	7- 4			
0- 0	0- 0	0- 0	NEUTRAL	0- 0	0- 0	0- 0			
8- 5	0- 1	0- 1	NON-CONFERENCE	1- 1	1- 0	6- 2			
4- 2	0- 0	0- 1	HOME	1- 0	1- 0	2- 1			
4- 3	0- 1	0- 0	AWAY	0- 1	0- 0	4- 1			
0- 0	0- 0	0- 0	NEUTRAL	0- 0	0- 0	0- 0			
8- 8	0- 0	0- 0	CONFERENCE	0- 4	0- 0	8- 4			
5- 3	0- 0	0- 0	HOME	0- 2	0- 0	5- 1			
3- 5	0- 0	0- 0	AWAY	0- 2	0- 0	3- 3			
0- 0	0- 0	0- 0	NEUTRAL	0- 0	0- 0	0- 0			

RPI 1-25				RPI 26-50				RPI 51-100				RPI 101+ Team's RPI: 160			
RPI	S	Opponent	Score	RPI	S	Opponent	Score	RPI	S	Opponent	Score	RPI	S	Opponent	Score
16	A	Syracuse	49 64	30	H	St. Bonaventure	68 73	52	A	Albany (NY)	54 73	120	H	Iona	58 53
								52	H	Albany (NY)	49 62	156	A	Cornell	58 49
								69	A	Maine	52 55	164	A	Yale	57 62
								69	H	Maine	43 60	170	H	Ole Miss	57 72
								75	A	Hofstra	66 71	176	A	UMBC	69 60
								100	H	Harvard	64 63	176	H	UMBC	65 69
												205	A	Hartford	45 42
												205	H	Hartford	58 35
												233	A	Binghamton	47 54
												233	H	Binghamton	64 58
												235	A	Columbia	79 71
												239	A	New Hampshire	46 49
												239	H	New Hampshire	63 54
												246	H	Morgan St.	46 42
												282	A	Vermont	37 44
												282	H	Vermont	73 59
												317	A	UMass Lowell	64 50
												317	H	UMass Lowell	60 46
												326	H	LIU Brooklyn	71 54
												338	A	Saint Peter's	69 35
												342	A	Wagner	73 62
LAST 12 Division I GAMES:															
282	A	Vermont	37 44	317	H	UMass Lowell	60 46	233	A	Binghamton	47 54				
69	H	Maine	43 60	282	H	Vermont	73 59	69	A	Maine	52 55				
52	H	Albany (NY)	49 62	52	A	Albany (NY)	54 73	52	A	Albany (NY)	54 73				
239	A	New Hampshire	46 49	205	H	Hartford	58 35								
176	H	UMBC	65 69												
205	A	Hartford	45 42												

Non-Div I Games:

Stony Brook

■ Loss, 
■ Non-Conf, 
■ S Site, 
■ H Home 
■ A Away 
N Neutral

Average RPI Win: <b>136</b>	WON-LOST	WINNING	LAST 10	STRENGTH OF	OPP. STRENGTH	TEAM	ADJ.	CONF.	ADJ CONF.
Average RPI Loss: <b>33</b>	RECORD	PCT. RANK	GAMES	SCHEDULE	OF SCHEDULE	RPI	RPI	RPI	RPI
DIV. I ONLY	23- 6	30	9- 1	39	47	16	16	4	4
DIV. I NON-CONF.	10- 3	61	0- 0	62	111	47	47	5	5
TOTALS	RPI 1-25	RPI 26-50	W-L RECORDS	RPI 51-100	RPI 101-150	RPI 150+			
23- 6	1- 4	3- 1	OVERALL	3- 0	8- 1	8- 0			
14- 2	1- 2	0- 0	HOME	3- 0	4- 0	6- 0			
7- 4	0- 2	2- 1	AWAY	0- 0	4- 1	1- 0			
2- 0	0- 0	1- 0	NEUTRAL	0- 0	0- 0	1- 0			
10- 3	0- 2	1- 1	NON-CONFERENCE	1- 0	1- 0	7- 0			
7- 1	0- 1	0- 0	HOME	1- 0	1- 0	5- 0			
1- 2	0- 1	0- 1	AWAY	0- 0	0- 0	1- 0			
2- 0	0- 0	1- 0	NEUTRAL	0- 0	0- 0	1- 0			
13- 3	1- 2	2- 0	CONFERENCE	2- 0	7- 1	1- 0			
7- 1	1- 1	0- 0	HOME	2- 0	3- 0	1- 0			
6- 2	0- 1	2- 0	AWAY	0- 0	4- 1	0- 0			
0- 0	0- 0	0- 0	NEUTRAL	0- 0	0- 0	0- 0			

RPI 1-25				Team's RPI: 16		RPI 26-50				RPI 51-100				RPI 101+			
RPI	S	Opponent	Score	RPI	S	Opponent	Score	RPI	S	Opponent	Score	RPI	S	Opponent	Score		
1	A	Notre Dame	62 90	27	A	Tennessee	55 57	51	H	Duke	86 50	101	A	Virginia	91 57		
8	H	Arizona St.	54 61	31	N	Washington	66 62	70	H	Georgia Tech	71 52	109	H	Virginia Tech	60 39		
11	A	Maryland	64 82	33	A	Miami (FL)	57 51	81	H	Drexel	83 62	115	A	Boston College	71 55		
13	H	Florida St.	83 73	48	A	North Carolina St.	55 52					115	H	Boston College	62 61		
14	H	Louisville	53 71									130	A	Pittsburgh	70 56		



TCU

Average RPI Win: 193

Average RPI Loss: 33

WON-LOST

RECORD

WINNING

PCT. RANK

LAST 10

GAMES

STRENGTH OF

SCHEDULE

OPP. STRENGTH

OF SCHEDULE

TEAM

RPI

ADJ.

RPI

CONF.

RPI

ADJ CONF.

RPI

DIV. I ONLY

DIV. I NON-CONF.

16- 13

8- 3

144

77

5- 5

0- 0

58

251

29

199

88

135

88

135

3

3

3

3

TOTALS

RPI 1-25

RPI 26-50

W-L RECORDS

RPI 51-100

RPI 101-150

RPI 150+

16- 13

12- 5

4- 8

0- 0

8- 3

7- 1

1- 2

0- 0

8- 10

5- 4

3- 6

0- 0

1- 7

1- 3

0- 4

0- 0

0- 2

0- 1

0- 1

0- 0

1- 5

1- 2

0- 3

0- 0

1- 5

1- 2

0- 3

0- 0

0- 0

0- 0

0- 0

0- 0

1- 5

1- 2

0- 3

0- 0

OVERALL

HOME

AWAY

NEUTRAL

NON-CONFERENCE

HOME

AWAY

NEUTRAL

CONFERENCE

HOME

AWAY

NEUTRAL

0- 0

0- 0

0- 0

0- 0

0- 0

0- 0

0- 0

0- 0

0- 0

0- 0

0- 0

0- 0

4- 0

2- 0

2- 0

0- 0

0- 0

0- 0

0- 0

0- 0

4- 0

2- 0

2- 0

0- 0

10- 1

8- 0

2- 1

0- 0

8- 1

7- 0

1- 1

0- 0

2- 0

1- 0

1- 0

0- 0

RPI 1-25

RPI 26-50

RPI 51-100

Team's RPI: 88

RPI 101+

RPI S Opponent Score

1 H Notre Dame 72 88

2 A Baylor 55 72

2 H Baylor 75 81

6 A Texas 58 71

6 H Texas 58 65

17 A Texas A&M 78 82

24 A Oklahoma St. 52 80

24 H Oklahoma St. 79 65

RPI S Opponent Score

29 A West Virginia 72 83

29 H West Virginia 84 97

35 A Oklahoma 64 77

35 H Oklahoma 65 78

46 A Kansas St. 49 58

46 H Kansas St. 87 73

RPI S Opponent Score

111 A Iowa St. 72 62

111 H Iowa St. 79 69

142 A Texas Tech 78 69

142 H Texas Tech 69 48

191 A SMU 89 79

195 A Butler 53 65

203 H Stephen F. Austin 88 55

211 H UTRGV 71 67

228 H Sam Houston St. 85 59

237 A Kansas 70 44

237 H Kansas 55 52

273 H Prairie View 69 60

279 H La.-Monroe 80 42

329 H Southern Utah 76 47

330 H New Orleans 85 36

LAST 12 Division I GAMES:

237 H Kansas 55 52

6 A Texas 58 71

29 A West Virginia 72 83

24 H Oklahoma St. 79 65

237 A Kansas 70 44

111 H Iowa St. 79 69

2 H Baylor 75 81

35 A Oklahoma 64 77

24 A Oklahoma St. 52 80

111 A Iowa St. 72 62

29 H West Virginia 84 97

6 H Texas 58 65

Non-Div I Games:

TCU

Average RPI Win:	179	WON-LOST	WINNING	LAST 10	STRENGTH OF	OPP. STRENGTH	TEAM	ADJ.	CONF.	ADJ CONF.
Average RPI Loss:	61	RECORD	PCT. RANK	GAMES	SCHEDULE	OF SCHEDULE	RPI	RPI	RPI	RPI
DIV. I ONLY	19- 10	82	7- 3	76	76	66	66	9	9	
DIV. I NON-CONF.	6- 5	146	0- 1	37	48	98	98	7	7	
TOTALS	RPI 1-25	RPI 26-50	W-L RECORDS	RPI 51-100	RPI 101-150	RPI 150+				
19- 10	2- 4	1- 1	OVERALL	2- 3	1- 1	13- 1				
12- 3	2- 1	1- 1	HOME	1- 1	1- 0	7- 0				
7- 7	0- 2	0- 0	AWAY	1- 1	0- 0	6- 0				
0- 0	0- 0	0- 0	NEUTRAL	0- 0	0- 0	0- 0				
6- 5	1- 1	1- 1	NON-CONFERENCE	0- 3	0- 0	4- 0				
4- 2	1- 0	1- 1	HOME	0- 1	0- 0	2- 0				
2- 3	0- 1	0- 0	AWAY	0- 2	0- 0	2- 0				
0- 0	0- 0	0- 0	NEUTRAL	0- 0	0- 0	0- 0				
13- 5	1- 3	0- 0	CONFERENCE	2- 0	1- 1	9- 1				
8- 1	1- 1	0- 0	HOME	1- 0	1- 0	5- 0				
5- 4	0- 2	0- 0	AWAY	1- 0	0- 1	4- 1				
0- 0	0- 0	0- 0	NEUTRAL	0- 0	0- 0	0- 0				

RPI	S	Opponent	Score	RPI	S	Opponent	Score	RPI	S	Opponent	Score	RPI	S	Opponent	Score
3	A	UConn	49 104	34	H	Penn	54 60	54	A	Rutgers	51 61	102	A	Memphis	97 100
3	H	UConn	60 85	47	H	Villanova	61 55	82	A	Quinnipiac	56 58	102	H	Memphis	82 58
13	A	Florida St.	47 75					83	A	Tulane	72 54	161	A	East Carolina	83 63
18	H	Florida	97 91					83	H	Tulane	72 67	166	A	Fordham	57 44
25	A	South Fla.	62 76					99	H	Saint Joseph's	67 70	182	H	Tulsa	66 46
25	H	South Fla.	68 66									191	A	SMU	67 69
												191	H	SMU	55 35
												199	H	Sacred Heart	92 62
												221	A	Cincinnati	74 49
												221	H	Cincinnati	74 51
												271	A	UCF	71 63
												271	H	UCF	78 64
												277	A	La Salle	77 48
												286	A	Houston	75 66
												286	H	Houston	78 48
												316	H	Delaware St.	100 59
LAST 12 Division I GAMES:															
271	H	UCF	78 64	221	A	Cincinnati	74 49								
25	A	South Fla.	62 76	25	H	South Fla.	68 66								
83	H	Tulane	72 67	191	H	SMU	55 35								
102	A	Memphis	97 100	161	A	East Carolina	83 63								
3	H	UConn	60 85	83	A	Tulane	72 54								
286	H	Houston	78 48	34	H	Penn	54 60								

Non-Div I Games:

Temple

## Tennessee

Through Games Of Feb. 29, 2016

Average RPI Win:	102	WON-LOST	WINNING	LAST 10	STRENGTH OF	OPP. STRENGTH	TEAM	ADJ.	CONF.	ADJ CONF.
Average RPI Loss:	50	RECORD	PCT. RANK	GAMES	SCHEDULE	OF SCHEDULE	RPI	RPI	RPI	RPI
DIV. I ONLY	17- 12	122	5- 5	1	21	27	27	2	2	
DIV. I NON-CONF.	9- 4	95	0- 0	2	30	8	8	2	2	
TOTALS	RPI 1-25	RPI 26-50	W-L RECORDS	RPI 51-100	RPI 101-150	RPI 150+				
17- 12	2- 7	3- 1	OVERALL	4- 0	4- 4	4- 0				
13- 4	1- 3	2- 0	HOME	3- 0	4- 1	3- 0				
4- 8	1- 4	1- 1	AWAY	1- 0	0- 3	1- 0				
0- 0	0- 0	0- 0	NEUTRAL	0- 0	0- 0	0- 0				
9- 4	2- 3	1- 0	NON-CONFERENCE	1- 0	2- 1	3- 0				
7- 2	1- 1	1- 0	HOME	1- 0	2- 1	2- 0				
2- 2	1- 2	0- 0	AWAY	0- 0	0- 0	1- 0				
0- 0	0- 0	0- 0	NEUTRAL	0- 0	0- 0	0- 0				
8- 8	0- 4	2- 1	CONFERENCE	3- 0	2- 3	1- 0				
6- 2	0- 2	1- 0	HOME	2- 0	2- 0	1- 0				
2- 6	0- 2	1- 1	AWAY	1- 0	0- 3	0- 0				
0- 0	0- 0	0- 0	NEUTRAL	0- 0	0- 0	0- 0				

RPI S	Opponent	Score	RPI S	Opponent	Score	Team's RPI: 27	RPI S	Opponent	Score	RPI S	Opponent	Score
1	A Notre Dame	66 79	26	H Georgia	80 60		52	H Albany (NY)	63 55	109	H Virginia Tech	43 57
4	H South Carolina	56 62	28	A Mississippi St.	63 65		64	H Auburn	79 52	112	H Central Ark.	102 47
6	H Texas	53 64	41	A Missouri	71 55		79	A Vanderbilt	69 51	119	A LSU	56 57
7	A Stanford	55 69	44	H Chattanooga	59 57		79	H Vanderbilt	58 49	127	H Penn St.	74 66
9	A Oregon St.	53 50								134	A Arkansas	59 64
12	A Kentucky	63 64								134	H Arkansas	75 57
16	H Syracuse	57 55								143	A Alabama	46 54
17	A Texas A&M	71 76								143	H Alabama	70 42
18	H Florida	66 74								158	H ETSU	85 49
										170	H Ole Miss	57 51
										192	H Stetson	90 56
										288	A Wichita St.	58 51
LAST 12 Division I GAMES:												
26	H Georgia	80 60	17	A Texas A&M	71 76							
143	A Alabama	46 54	134	H Arkansas	75 57							
119	A LSU	56 57	143	H Alabama	70 42							
170	H Ole Miss	57 51	28	A Mississippi St.	63 65							
4	H South Carolina	56 62	12	A Kentucky	63 64							
79	A Vanderbilt	69 51	79	H Vanderbilt	58 49							

Non-Div I Games:

Tennessee

■ Loss, 
 ■ Non-Conf, S Site, 
 ■ Home 
 ■ Away 
 N Neutral

Average RPI Win:	277	WON-LOST	WINNING	LAST 10	STRENGTH OF	OPP. STRENGTH	TEAM	ADJ.	CONF.	ADJ CONF.
Average RPI Loss:	154	RECORD	PCT. RANK	GAMES	SCHEDULE	OF SCHEDULE	RPI	RPI	RPI	RPI
DIV. I ONLY	10- 17	253	3- 7	213	250	253	253	24	24	
DIV. I NON-CONF.	3- 8	258	0- 0	97	157	215	215	24	24	
TOTALS	RPI 1-25	RPI 26-50	W-L RECORDS	RPI 51-100	RPI 101-150	RPI 150+				
10- 17	0- 1	0- 2	OVERALL	0- 3	1- 2	9- 9				
7- 3	0- 0	0- 0	HOME	0- 1	1- 0	6- 2				
2- 12	0- 1	0- 2	AWAY	0- 2	0- 2	2- 5				
1- 2	0- 0	0- 0	NEUTRAL	0- 0	0- 0	1- 2				
3- 8	0- 1	0- 2	NON-CONFERENCE	0- 0	0- 2	3- 3				
2- 0	0- 0	0- 0	HOME	0- 0	0- 0	2- 0				
0- 6	0- 1	0- 2	AWAY	0- 0	0- 2	0- 1				
1- 2	0- 0	0- 0	NEUTRAL	0- 0	0- 0	1- 2				
7- 9	0- 0	0- 0	CONFERENCE	0- 3	1- 0	6- 6				
5- 3	0- 0	0- 0	HOME	0- 1	1- 0	4- 2				
2- 6	0- 0	0- 0	AWAY	0- 2	0- 0	2- 4				
0- 0	0- 0	0- 0	NEUTRAL	0- 0	0- 0	0- 0				

RPI 1-25				RPI 26-50				RPI 51-100				RPI 101+ Team's RPI: 253			
RPI	S	Opponent	Score	RPI	S	Opponent	Score	RPI	S	Opponent	Score	RPI	S	Opponent	Score
12	A	Kentucky	39 81	28	A	Mississippi St.	54 82	89	A	UT Martin	50 77	126	A	Youngstown St.	58 69
				40	A	Indiana	56 88	91	A	Belmont	65 80	129	A	Southern Ill.	70 79
								91	H	Belmont	51 71	148	H	SIUE	73 61
												163	A	Illinois	43 98
												178	N	Fla. Atlantic	64 69
												185	A	Eastern Ky.	67 78
												185	H	Eastern Ky.	66 70
												218	N	Utah St.	46 63
												224	A	Southeast Mo. St.	65 75
												249	H	Texas Southern	72 56
												260	N	Alabama St.	74 64
												266	H	Austin Peay	66 58
												268	H	Murray St.	69 58
												280	A	Tennessee Tech	60 70
												280	H	Tennessee Tech	56 64
												294	A	Jacksonville St.	55 69
												294	H	Jacksonville St.	50 40
												305	A	Morehead St.	68 60
												305	H	Morehead St.	78 76
												334	H	Lipscomb	77 65
												339	A	Eastern Ill.	62 53
LAST 12 Division I GAMES:															
				91	H	Belmont	51 71	185	H	Eastern Ky.	66 70				
				305	A	Morehead St.	68 60	294	A	Jacksonville St.	55 69				
				294	H	Jacksonville St.	50 40	89	A	UT Martin	50 77				
				185	A	Eastern Ky.	67 78	91	A	Belmont	65 80				
				280	H	Tennessee Tech	56 64	280	A	Tennessee Tech	60 70				
				305	H	Morehead St.	78 76	268	H	Murray St.	69 58				

Non-Div I Games: Lane 75 44 North Ala. 58 40

Tennessee St.

Loss, Non-Conf, S Site, H Home A Away N Neutral

Average RPI Win:	283	WON-LOST	WINNING	LAST 10	STRENGTH OF	OPP. STRENGTH	TEAM	ADJ.	CONF.	ADJ CONF.
Average RPI Loss:	153	RECORD	PCT. RANK	GAMES	SCHEDULE	OF SCHEDULE	RPI	RPI	RPI	RPI
DIV. I ONLY	10- 19	261	5- 5	238	228	280	280	24	24	
DIV. I NON-CONF.	4- 9	245	0- 0	171	129	250	250	24	24	
TOTALS	RPI 1-25	RPI 26-50	W-L RECORDS	RPI 51-100	RPI 101-150	RPI 150+				
10- 19	0- 1	0- 2	OVERALL	0- 4	0- 3	10- 9				
7- 9	0- 1	0- 1	HOME	0- 1	0- 2	7- 4				
3- 10	0- 0	0- 1	AWAY	0- 3	0- 1	3- 5				
0- 0	0- 0	0- 0	NEUTRAL	0- 0	0- 0	0- 0				
4- 9	0- 1	0- 2	NON-CONFERENCE	0- 1	0- 2	4- 3				
3- 5	0- 1	0- 1	HOME	0- 0	0- 1	3- 2				
1- 4	0- 0	0- 1	AWAY	0- 1	0- 1	1- 1				
0- 0	0- 0	0- 0	NEUTRAL	0- 0	0- 0	0- 0				
6- 10	0- 0	0- 0	CONFERENCE	0- 3	0- 1	6- 6				
4- 4	0- 0	0- 0	HOME	0- 1	0- 1	4- 2				
2- 6	0- 0	0- 0	AWAY	0- 2	0- 0	2- 4				
0- 0	0- 0	0- 0	NEUTRAL	0- 0	0- 0	0- 0				

RPI 1-25				RPI 26-50				RPI 51-100				RPI 101+ Team's RPI: 280			
RPI	S	Opponent	Score	RPI	S	Opponent	Score	RPI	S	Opponent	Score	RPI	S	Opponent	Score
14	H	Louisville	54 76	26	A	Georgia	48 81	60	A	Middle Tenn.	53 69	110	H	Mercer	47 63
				37	H	Arkansas St.	55 77	89	A	UT Martin	53 67	140	A	Northern Ky.	62 88
								91	A	Belmont	49 70	148	H	SIUE	68 83
								91	H	Belmont	79 80	152	H	Southern Miss.	57 69
												157	A	Xavier	47 64
												185	A	Eastern Ky.	77 72
												185	H	Eastern Ky.	67 71
												224	H	Southeast Mo. St.	57 60
												248	H	Clemson	53 71
												253	A	Tennessee St.	64 56
												253	H	Tennessee St.	70 60
												266	A	Austin Peay	75 91
												268	A	Murray St.	50 56
												269	H	Georgia St.	72 65
												288	H	Wichita St.	54 48
												294	A	Jacksonville St.	46 55
												294	H	Jacksonville St.	51 49
												305	A	Morehead St.	71 75
												305	H	Morehead St.	77 69
												310	A	UNCG	73 64
												334	H	Lipscomb	81 70
												339	H	Eastern Ill.	81 74
LAST 12 Division I GAMES:															
185	H	Eastern Ky.	67 71	91	H	Belmont	79 80	305	A	Morehead St.	71 75				
91	A	Belmont	49 70	185	A	Eastern Ky.	77 72	253	H	Tennessee St.	70 60				
305	H	Morehead St.	77 69	224	H	Southeast Mo. St.	57 60	89	A	UT Martin	53 67				
294	H	Jacksonville St.	51 49												
253	A	Tennessee St.	64 56												
294	A	Jacksonville St.	46 55												

Non-Div I Games:

Tennessee Tech

■ Loss, 
■ Non-Conf, 
■ S Site, 
■ H Home 
■ A Away 
N Neutral

Average RPI Win: <b>113</b>	WON-LOST	WINNING	LAST 10	STRENGTH OF	OPP. STRENGTH	TEAM	ADJ.	CONF.	ADJ CONF.
Average RPI Loss: <b>13</b>	RECORD	PCT. RANK	GAMES	SCHEDULE	OF SCHEDULE	RPI	RPI	RPI	RPI
DIV. I ONLY	26- 3	9	8- 2	32	9	6	6	3	3
DIV. I NON-CONF.	11- 0	1	0- 0	127	15	10	10	3	3
TOTALS	RPI 1-25	RPI 26-50	W-L RECORDS	RPI 51-100	RPI 101-150	RPI 150+			
26- 3	3- 2	7- 1	OVERALL	2- 0	7- 0	7- 0			
15- 1	2- 1	4- 0	HOME	1- 0	3- 0	5- 0			
10- 2	1- 0	3- 0	AWAY	1- 0	3- 0	2- 0			
1- 0	0- 0	0- 0	NEUTRAL	0- 0	1- 0	0- 0			
11- 0	1- 0	2- 0	NON-CONFERENCE	0- 0	3- 0	5- 0			
7- 0	1- 0	1- 0	HOME	0- 0	1- 0	4- 0			
3- 0	0- 0	1- 0	AWAY	0- 0	1- 0	1- 0			
1- 0	0- 0	0- 0	NEUTRAL	0- 0	1- 0	0- 0			
15- 3	2- 2	5- 1	CONFERENCE	2- 0	4- 0	2- 0			
8- 1	1- 1	3- 0	HOME	1- 0	2- 0	1- 0			
7- 2	1- 1	2- 1	AWAY	1- 0	2- 0	1- 0			
0- 0	0- 0	0- 0	NEUTRAL	0- 0	0- 0	0- 0			

RPI	S	Opponent	Score	RPI	S	Opponent	Score	RPI	S	Opponent	Score	RPI	S	Opponent	Score
2	A	Baylor	48 <b>74</b>	27	A	Tennessee	64 53	88	A	TCU	65 58	111	A	Iowa St.	65 49
2	H	Baylor	67 <b>80</b>	28	H	Mississippi St.	53 47	88	H	TCU	71 58	111	H	Iowa St.	75 54
7	H	Stanford	77 69	29	A	West Virginia	65 54					121	A	Little Rock	66 56
24	A	Oklahoma St.	78 48	29	H	West Virginia	73 50					122	H	Northwestern St.	86 33
24	H	Oklahoma St.	70 55	35	A	Oklahoma	56 <b>74</b>					134	N	Arkansas	61 50
				35	H	Oklahoma	83 76					142	A	Texas Tech	76 55
				46	A	Kansas St.	66 51					142	H	Texas Tech	86 62
				46	H	Kansas St.	58 51					180	H	Hampton	79 52
												210	H	Canisius	92 62
												225	A	Rice	70 47
												228	H	Sam Houston St.	83 49
												237	A	Kansas	75 38
												237	H	Kansas	70 46
												263	H	UTSA	90 53
LAST 12 Division I GAMES:															
2	A	Baylor	48 <b>74</b>	24	H	Oklahoma St.	70 55								
88	H	TCU	71 58	111	A	Iowa St.	65 49								
142	A	Texas Tech	76 55	46	A	Kansas St.	66 51								
29	H	West Virginia	73 50	237	H	Kansas	70 46								
46	H	Kansas St.	58 51	35	H	Oklahoma	83 76								
35	A	Oklahoma	56 <b>74</b>	88	A	TCU	65 58								

Non-Div I Games:

Texas

■ Loss, 
 ■ Non-Conf, 
 ■ S Site, 
 ■ H Home 
 ■ A Away 
 N Neutral

Average RPI Win:	112	WON-LOST	WINNING	LAST 10	STRENGTH OF	OPP. STRENGTH	TEAM	ADJ.	CONF.	ADJ CONF.
Average RPI Loss:	26	RECORD	PCT. RANK	GAMES	SCHEDULE	OF SCHEDULE	RPI	RPI	RPI	RPI
DIV. I ONLY	21- 8	58	7- 3	8	13	17	17	2	2	
DIV. I NON-CONF.	10- 3	61	0- 0	21	27	24	24	2	2	
TOTALS	RPI 1-25	RPI 26-50	W-L RECORDS	RPI 51-100	RPI 101-150	RPI 150+				
21- 8	0- 7	5- 0	OVERALL	5- 0	5- 1	6- 0				
12- 3	0- 3	4- 0	HOME	1- 0	2- 0	5- 0				
6- 3	0- 0	0- 0	AWAY	3- 0	2- 0	1- 0				
3- 2	0- 2	1- 0	NEUTRAL	1- 0	1- 0	0- 0				
10- 3	0- 3	1- 0	NON-CONFERENCE	3- 0	2- 0	4- 0				
6- 1	0- 1	0- 0	HOME	1- 0	1- 0	4- 0				
1- 0	0- 0	0- 0	AWAY	1- 0	0- 0	0- 0				
3- 2	0- 2	1- 0	NEUTRAL	1- 0	1- 0	0- 0				
11- 5	0- 4	4- 0	CONFERENCE	2- 0	3- 1	2- 0				
6- 2	0- 2	4- 0	HOME	0- 0	1- 0	1- 0				
5- 3	0- 2	0- 0	AWAY	2- 0	2- 1	1- 0				
0- 0	0- 0	0- 0	NEUTRAL	0- 0	0- 0	0- 0				

RPI	S	Opponent	Score	RPI	S	Opponent	Score	RPI	S	Opponent	Score	RPI	S	Opponent	Score
4	A	South Carolina	58 59	26	H	Georgia	73 62	51	A	Duke	72 66	119	A	LSU	53 35
4	H	South Carolina	63 70	27	H	Tennessee	76 71	64	A	Auburn	57 49	119	H	LSU	68 54
5	N	Ohio St.	80 95	28	H	Mississippi St.	64 58	79	A	Vanderbilt	75 63	121	H	Little Rock	69 39
12	H	Kentucky	58 71	35	N	Oklahoma	74 68	88	H	TCU	82 78	123	N	Hawaii	82 41
15	N	BYU	64 72	41	H	Missouri	81 77	92	N	California	75 58	134	A	Arkansas	61 67
18	A	Florida	81 83									143	A	Alabama	59 56
19	H	DePaul	66 80									170	A	Ole Miss	62 48
												170	H	Ole Miss	81 58
												175	H	Southern U.	88 47
												191	H	SMU	67 55
												214	H	Texas St.	87 50
												273	H	Prairie View	88 30
LAST 12 Division I GAMES:															
12	H	Kentucky	58 71	27	H	Tennessee	76 71								
64	A	Auburn	57 49	18	A	Florida	81 83								
79	A	Vanderbilt	75 63	4	H	South Carolina	63 70								
119	H	LSU	68 54	143	A	Alabama	59 56								
170	A	Ole Miss	62 48	41	H	Missouri	81 77								
28	H	Mississippi St.	64 58	4	A	South Carolina	58 59								

Non-Div I Games:

Texas A&amp;M

Average RPI Win:	296	WON-LOST	WINNING	LAST 10	STRENGTH OF	OPP. STRENGTH	TEAM	ADJ.	CONF.	ADJ CONF.
Average RPI Loss:	202	RECORD	PCT. RANK	GAMES	SCHEDULE	OF SCHEDULE	RPI	RPI	RPI	RPI
DIV. I ONLY	17- 9	87	7- 3	349	319	249	249	31	31	
DIV. I NON-CONF.	4- 6	201	0- 0	347	81	298	298	31	31	
TOTALS	RPI 1-25	RPI 26-50	W-L RECORDS	RPI 51-100	RPI 101-150	RPI 150+				
17- 9	0- 1	0- 0	OVERALL	0- 0	0- 1	17- 7				
8- 4	0- 0	0- 0	HOME	0- 0	0- 0	8- 4				
8- 5	0- 1	0- 0	AWAY	0- 0	0- 1	8- 3				
1- 0	0- 0	0- 0	NEUTRAL	0- 0	0- 0	1- 0				
4- 6	0- 1	0- 0	NON-CONFERENCE	0- 0	0- 1	4- 4				
1- 2	0- 0	0- 0	HOME	0- 0	0- 0	1- 2				
2- 4	0- 1	0- 0	AWAY	0- 0	0- 1	2- 2				
1- 0	0- 0	0- 0	NEUTRAL	0- 0	0- 0	1- 0				
13- 3	0- 0	0- 0	CONFERENCE	0- 0	0- 0	13- 3				
7- 2	0- 0	0- 0	HOME	0- 0	0- 0	7- 2				
6- 1	0- 0	0- 0	AWAY	0- 0	0- 0	6- 1				
0- 0	0- 0	0- 0	NEUTRAL	0- 0	0- 0	0- 0				

RPI	S	Opponent	Score	RPI	S	Opponent	Score	RPI	S	Opponent	Score	RPI	S	Opponent	Score	Team's RPI: 249
24	A	Oklahoma St.	52 87									119	A	LSU	36 86	
												175	H	Southern U.	59 45	
												190	A	Grambling	62 50	
												190	H	Grambling	46 49	
												225	A	Rice	69 66	
												228	H	Sam Houston St.	51 53	
												237	A	Kansas	65 72	
												244	H	Houston Baptist	65 77	
												253	A	Tennessee St.	56 72	
												260	A	Alabama St.	51 57	
												260	H	Alabama St.	48 58	
												263	A	UTSA	59 44	
												273	A	Prairie View	50 43	
												273	H	Prairie View	72 65	
												301	H	Alcorn	68 39	
												313	A	Jackson St.	62 36	
												313	H	Jackson St.	66 47	
												315	H	A&M-Corpus Christi	51 43	
												331	A	Ark.-Pine Bluff	57 51	
												331	H	Ark.-Pine Bluff	57 30	
												334	N	Lipscomb	66 62	
												346	A	Alabama A&M	57 38	
												346	H	Alabama A&M	72 41	
												349	A	Mississippi Val.	85 30	
												349	H	Mississippi Val.	76 38	
LAST 12 Division I GAMES:																
260	H	Alabama St.	48 58	273	A	Prairie View	50 43									
346	H	Alabama A&M	72 41	346	A	Alabama A&M	57 38									
331	A	Ark.-Pine Bluff	57 51	260	A	Alabama St.	51 57									
349	A	Mississippi Val.	85 30	331	H	Ark.-Pine Bluff	57 30									
190	H	Grambling	46 49	349	H	Mississippi Val.	76 38									
313	H	Jackson St.	66 47	190	A	Grambling	62 50									

Non-Div I Games:

Texas Southern

■ Loss, 
 ■ Non-Conf, S Site, 
 ■ Home 
 ■ Away 
 N Neutral



Average RPI Win: 229		WON-LOST	WINNING	LAST 10	STRENGTH OF	OPP. STRENGTH	TEAM	ADJ.	CONF.	ADJ CONF.
Average RPI Loss: 140		RECORD	PCT. RANK	GAMES	SCHEDULE	OF SCHEDULE	RPI	RPI	RPI	RPI
DIV. I ONLY		10- 15	230	3- 7	165	172	214	214	16	16
DIV. I NON-CONF.		3- 5	218	0- 0	118	36	174	174	14	14
TOTALS	RPI 1-25		RPI 26-50		W-L RECORDS		RPI 51-100		RPI 101-150	RPI 150+
10- 15	0- 1		0- 3		OVERALL		0- 1		2- 5	8- 5
7- 3	0- 0		0- 1		HOME		0- 0		1- 2	6- 0
3- 9	0- 1		0- 2		AWAY		0- 0		1- 1	2- 5
0- 3	0- 0		0- 0		NEUTRAL		0- 1		0- 2	0- 0
3- 5	0- 1		0- 1		NON-CONFERENCE		0- 1		0- 2	3- 0
2- 0	0- 0		0- 0		HOME		0- 0		0- 0	2- 0
1- 2	0- 1		0- 1		AWAY		0- 0		0- 0	1- 0
0- 3	0- 0		0- 0		NEUTRAL		0- 1		0- 2	0- 0
7- 10	0- 0		0- 2		CONFERENCE		0- 0		2- 3	5- 5
5- 3	0- 0		0- 1		HOME		0- 0		1- 2	4- 0
2- 7	0- 0		0- 1		AWAY		0- 0		1- 1	1- 5
0- 0	0- 0		0- 0		NEUTRAL		0- 0		0- 0	0- 0

RPI 1-25				RPI 26-50				RPI 51-100				RPI 101+				Team's RPI: 214	
RPI	S	Opponent	Score	RPI	S	Opponent	Score	RPI	S	Opponent	Score	RPI	S	Opponent	Score		
17	A	Texas A&M	50 87	37	A	Arkansas St.	50 87	51	N	Duke	34 85	111	N	Iowa St.	61 83		
				37	H	Arkansas St.	59 74					121	A	Little Rock	45 57		
				41	A	Missouri	56 82					121	H	Little Rock	67 57		
												133	A	La.-Lafayette	46 42		
												133	H	La.-Lafayette	47 59		
												139	N	Idaho	55 75		
												144	H	UT Arlington	48 80		
												167	A	Troy	79 112		
												197	A	South Ala.	73 71		
												236	H	North Texas	64 62		
												244	A	Houston Baptist	71 66		
												261	A	Appalachian St.	71 90		
												261	H	Appalachian St.	87 76		
												263	H	UTSA	72 64		
												269	A	Georgia St.	62 73		
												269	H	Georgia St.	80 71		
												279	A	La.-Monroe	59 63		
												279	H	La.-Monroe	63 57		
												290	A	Ga. Southern	64 78		
												290	H	Ga. Southern	61 56		
LAST 12 Division I GAMES:																	
				121	A	Little Rock	45 57	290	A	Ga. Southern	64 78						
				37	A	Arkansas St.	50 87	269	A	Georgia St.	62 73						
				133	H	La.-Lafayette	47 59	279	A	La.-Monroe	59 63						
				279	H	La.-Monroe	63 57	133	A	La.-Lafayette	46 42						
				261	H	Appalachian St.	87 76	37	H	Arkansas St.	59 74						
				144	H	UT Arlington	48 80	121	H	Little Rock	67 57						

Non-Div I Games:	Tex. A&M-Commerce	80	60	St. Edward's	52	44
------------------	-------------------	----	----	--------------	----	----

Texas St.

Loss, Non-Conf, S Site, H Home A Away N Neutral

Average RPI Win:	222	WON-LOST	WINNING	LAST 10	STRENGTH OF	OPP. STRENGTH	TEAM	ADJ.	CONF.	ADJ CONF.
Average RPI Loss:	40	RECORD	PCT. RANK	GAMES	SCHEDULE	OF SCHEDULE	RPI	RPI	RPI	RPI
DIV. I ONLY	12- 16	213	2- 8	56	57	142	142	3	3	
DIV. I NON-CONF.	9- 2	37	0- 0	223	298	104	104	3	3	
TOTALS	RPI 1-25	RPI 26-50	W-L RECORDS	RPI 51-100	RPI 101-150	RPI 150+				
12- 16	0- 6	0- 6	OVERALL	1- 3	2- 1	9- 0				
10- 6	0- 3	0- 2	HOME	1- 1	2- 0	7- 0				
1- 9	0- 0	0- 0	AWAY	0- 0	0- 0	1- 0				
1- 1	0- 0	0- 1	NEUTRAL	0- 0	0- 0	1- 0				
9- 2	0- 0	0- 1	NON-CONFERENCE	1- 1	1- 0	7- 0				
8- 0	0- 0	0- 0	HOME	1- 0	1- 0	6- 0				
0- 1	0- 0	0- 0	AWAY	0- 1	0- 0	0- 0				
1- 1	0- 0	0- 1	NEUTRAL	0- 0	0- 0	1- 0				
3- 14	0- 6	0- 5	CONFERENCE	0- 2	1- 1	2- 0				
2- 6	0- 3	0- 2	HOME	0- 1	1- 0	1- 0				
1- 8	0- 3	0- 3	AWAY	0- 1	0- 1	1- 0				
0- 0	0- 0	0- 0	NEUTRAL	0- 0	0- 0	0- 0				

RPI 1-25				RPI 26-50				RPI 51-100				RPI 101+				Team's RPI: 142	
RPI	S	Opponent	Score	RPI	S	Opponent	Score	RPI	S	Opponent	Score	RPI	S	Opponent	Score		
2	A	Baylor	43 69	29	A	West Virginia	57 79	67	A	Santa Clara	70 75	111	A	Iowa St.	48 77		
2	H	Baylor	36 66	29	H	West Virginia	42 69	74	H	Abilene Christian	71 65	111	H	Iowa St.	69 66		
6	A	Texas	62 86	31	N	Washington	73 77	88	A	TCU	48 69	139	H	Idaho	78 62		
6	H	Texas	55 76	35	A	Oklahoma	53 92	88	H	TCU	69 78	166	N	Fordham	62 48		
24	A	Oklahoma St.	57 70	46	A	Kansas St.	53 65					190	H	Grambling	70 55		
24	H	Oklahoma St.	46 69	46	H	Kansas St.	53 65					234	H	Idaho St.	79 64		
</																	

Non-Div I Games:

Texas Tech

■ Loss, 
■ Non-Conf, 
■ S Site, 
■ H Home 
■ A Away 
N Neutral

T  
o  
l  
e  
d  
o

Toledo				Through Games Of Feb. 29, 2016						
Average RPI Win:	222	WON-LOST	WINNING	LAST 10	STRENGTH OF	OPP. STRENGTH	TEAM	ADJ.	CONF.	ADJ CONF.
Average RPI Loss:	71	RECORD	PCT. RANK	GAMES	SCHEDULE	OF SCHEDULE	RPI	RPI	RPI	RPI
DIV. I ONLY		16- 11	117	7- 3	110	117	103	103	11	11
DIV. I NON-CONF.		5- 6	180	0- 0	71	71	139	139	13	13
TOTALS		RPI 1-25	RPI 26-50	W-L RECORDS		RPI 51-100	RPI 101-150	RPI 150+		
16- 11	0- 1	0- 2		OVERALL		2- 6	3- 2	11- 0		
7- 4	0- 0	0- 1		HOME		0- 2	2- 1	5- 0		
7- 5	0- 0	0- 0		AWAY		1- 0	1- 0	5- 0		
2- 2	0- 0	0- 0		NEUTRAL		1- 2	0- 0	1- 0		
5- 6		0- 1	0- 1		NON-CONFERENCE		1- 3	0- 1	4- 0	
2- 2	0- 0	0- 0		HOME		0- 1	0- 1	2- 0		
1- 2	0- 1	0- 1		AWAY		0- 0	0- 0	1- 0		
2- 2	0- 0	0- 0		NEUTRAL		1- 2	0- 0	1- 0		
11- 5		0- 0	0- 1		CONFERENCE		1- 3	3- 1	7- 0	
5- 2	0- 0	0- 1		HOME		0- 1	2- 0	3- 0		
6- 3	0- 0	0- 0		AWAY		1- 2	1- 1	4- 0		
0- 0	0- 0	0- 0		NEUTRAL		0- 0	0- 0	0- 0		

RPI 1-25				RPI 26-50				RPI 51-100				RPI 101+ Team's RPI: 103			
RPI	S	Opponent	Score	RPI	S	Opponent	Score	RPI	S	Opponent	Score	RPI	S	Opponent	Score
1	A	Notre Dame	39 74	30	A	St. Bonaventure	63 74	52	N	Albany (NY)	55 63	118	H	Buffalo	71 60
				43	H	Ohio	57 77	62	A	Ball St.	69 75	124	H	Arizona	59 62
								71	H	Dayton	57 83	125	A	Akron	71 81
								73	A	Central Mich.	81 79	138	A	Western Mich.	80 68
								84	N	VCU	80 61	138	H	Western Mich.	80 73
								86	A	Eastern Mich.	41 59	230	A	Ill.-Chicago	60 51
								86	H	Eastern Mich.	46 58	235	N	Columbia	88 75
								100	N	Harvard	70 76	251	A	Northern Ill.	89 83
												251	H	Northern Ill.	66 59
												258	A	Bowling Green	68 60
												258	H	Bowling Green	75 61
												274	H	Cleveland St.	66 53
												276	A	Miami (OH)	55 50
												322	A	Kent St.	67 64
												322	H	Kent St.	73 67
												331	H	Ark.-Pine Bluff	74 47
LAST 12 Division I GAMES:															
251	A	Northern Ill.	89 83	322	A	Kent St.	67 64								
86	H	Eastern Mich.	46 58	138	A	Western Mich.	80 68								
73	A	Central Mich.	81 79	258	H	Bowling Green	75 61								
258	A	Bowling Green	68 60	86	A	Eastern Mich.	41 59								
43	H	Ohio	57 77	125	A	Akron	71 81								
118	H	Buffalo	71 60	251	H	Northern Ill.	66 59								

Non-Div I Games:

Toledo

T  
o  
l  
e  
d  
o

Average RPI Win: <b>197</b>	WON-LOST	WINNING	LAST 10	STRENGTH OF	OPP. STRENGTH	TEAM	ADJ.	CONF.	ADJ CONF.
Average RPI Loss: <b>158</b>	RECORD	PCT. RANK	GAMES	SCHEDULE	OF SCHEDULE	RPI	RPI	RPI	RPI
DIV. I ONLY	6- 22	305	1- 9	174	170	292	292	13	13
DIV. I NON-CONF.	3- 8	258	0- 0	259	256	290	290	10	10
TOTALS	RPI 1-25	RPI 26-50	W-L RECORDS	RPI 51-100	RPI 101-150	RPI 150+			
6- 22	0- 0	0- 2	OVERALL	1- 7	0- 0	5- 13			
4- 8	0- 0	0- 1	HOME	1- 2	0- 0	3- 5			
1- 14	0- 0	0- 1	AWAY	0- 5	0- 0	1- 8			
1- 0	0- 0	0- 0	NEUTRAL	0- 0	0- 0	1- 0			
3- 8	0- 0	0- 0	NON-CONFERENCE	0- 3	0- 0	3- 5			
2- 2	0- 0	0- 0	HOME	0- 1	0- 0	2- 1			
0- 6	0- 0	0- 0	AWAY	0- 2	0- 0	0- 4			
1- 0	0- 0	0- 0	NEUTRAL	0- 0	0- 0	1- 0			
3- 14	0- 0	0- 2	CONFERENCE	1- 4	0- 0	2- 8			
2- 6	0- 0	0- 1	HOME	1- 1	0- 0	1- 4			
1- 8	0- 0	0- 1	AWAY	0- 3	0- 0	1- 4			
0- 0	0- 0	0- 0	NEUTRAL	0- 0	0- 0	0- 0			

RPI S	Opponent	Score	RPI S	Opponent	Score	RPI S	Opponent	Score	RPI S	Opponent	Score	Team's RPI: 292
39	A James Madison	45 <b>61</b>	39	H James Madison	57 <b>64</b>	64	H Auburn	52 <b>74</b>	156	A Cornell	60 <b>88</b>	
						75	A Hofstra	60 <b>64</b>	159	A Northeastern	72 71	
						75	H Hofstra	56 <b>74</b>	159	H Northeastern	63 <b>81</b>	
						76	A Minnesota	86 <b>105</b>	165	A Delaware	64 <b>69</b>	
						81	A Drexel	40 <b>56</b>	165	H Delaware	62 <b>66</b>	
						93	A Elon	58 <b>80</b>	176	H UMBC	61 51	
						93	H Elon	85 78	183	A George Mason	76 <b>88</b>	
						94	A Georgetown	46 <b>82</b>	198	A William & Mary	65 <b>78</b>	
									198	H William & Mary	54 <b>73</b>	
									227	A Col. of Charleston	55 <b>67</b>	
									227	H Col. of Charleston	62 51	
									232	N Western Ill.	83 77	
									255	H Coppin St.	69 <b>81</b>	
									264	A UNCW	51 <b>53</b>	
									264	H UNCW	49 <b>52</b>	
									283	A Rider	72 <b>78</b>	
									295	H UMKC	70 47	
									325	A North Florida	72 <b>74</b>	
LAST 12 Division I GAMES:												
159	H Northeastern	63 <b>81</b>	75	H Hofstra	56 <b>74</b>							
198	A William & Mary	65 <b>78</b>	165	H Delaware	62 <b>66</b>							
39	A James Madison	45 <b>61</b>	227	A Col. of Charleston	55 <b>67</b>							
81	A Drexel	40 <b>56</b>	264	A UNCW	51 <b>53</b>							
227	H Col. of Charleston	62 51	75	A Hofstra	60 <b>64</b>							
93	A Elon	58 <b>80</b>	39	H James Madison	57 <b>64</b>							

Non-Div I Games:

Towson

Average RPI Win:	<b>242</b>	WON-LOST	WINNING	LAST 10	STRENGTH OF	OPP. STRENGTH	TEAM	ADJ.	CONF.	ADJ CONF.
Average RPI Loss:	<b>141</b>	RECORD	PCT. RANK	GAMES	SCHEDULE	OF SCHEDULE	RPI	RPI	RPI	RPI
DIV. I ONLY	<b>13- 12</b>	<b>157</b>	<b>5- 5</b>	<b>207</b>	<b>220</b>	<b>167</b>	<b>167</b>	<b>16</b>	<b>16</b>	
DIV. I NON-CONF.	<b>3- 4</b>	<b>197</b>	<b>0- 0</b>	<b>222</b>	<b>259</b>	<b>158</b>	<b>158</b>	<b>14</b>	<b>14</b>	
TOTALS	RPI 1-25	RPI 26-50	W-L RECORDS	RPI 51-100	RPI 101-150	RPI 150+				
13- 12	0- 0	0- 2	OVERALL	0- 2	3- 4	10- 4				
8- 3	0- 0	0- 1	HOME	0- 0	3- 0	5- 2				
5- 9	0- 0	0- 1	AWAY	0- 2	0- 4	5- 2				
0- 0	0- 0	0- 0	NEUTRAL	0- 0	0- 0	0- 0				
3- 4	0- 0	0- 0	NON-CONFERENCE	0- 2	0- 2	3- 0				
1- 0	0- 0	0- 0	HOME	0- 0	0- 0	1- 0				
2- 4	0- 0	0- 0	AWAY	0- 2	0- 2	2- 0				
0- 0	0- 0	0- 0	NEUTRAL	0- 0	0- 0	0- 0				
10- 8	0- 0	0- 2	CONFERENCE	0- 0	3- 2	7- 4				
7- 3	0- 0	0- 1	HOME	0- 0	3- 0	4- 2				
3- 5	0- 0	0- 1	AWAY	0- 0	0- 2	3- 2				
0- 0	0- 0	0- 0	NEUTRAL	0- 0	0- 0	0- 0				

RPI 1-25				RPI 26-50				RPI 51-100				RPI 101+				Team's RPI: 167
RPI	S	Opponent	Score	RPI	S	Opponent	Score	RPI	S	Opponent	Score	RPI	S	Opponent	Score	
				37	A	Arkansas St.	80 94	79	A	Vanderbilt	43 97	108	A	Samford	69 73	
				37	H	Arkansas St.	81 101	91	A	Belmont	93 102	121	A	Little Rock	64 79	
												121	H	Little Rock	78 71	
												133	A	La.-Lafayette	53 56	
												133	H	La.-Lafayette	90 83	
												144	H	UT Arlington	88 71	
												147	A	UAB	67 89	
												197	A	South Ala.	63 65	
												197	H	South Ala.	71 75	
												214	H	Texas St.	112 79	
												260	A	Alabama St.	73 59	
												261	A	Appalachian St.	100 89	
												261	H	Appalachian St.	81 96	
												269	A	Georgia St.	97 90	
												269	H	Georgia St.	89 78	
												279	A	La.-Monroe	73 77	
												279	H	La.-Monroe	74 64	
												290	A	Ga. Southern	81 66	
												290	H	Ga. Southern	84 68	
												308	A	Southeastern La.	100 90	
												311	H	Nicholls St.	104 51	
LAST 12 Division I GAMES:																
				279	H	La.-Monroe	74 64					37	A	Arkansas St.	80 94	
				133	H	La.-Lafayette	90 83					121	A	Little Rock	64 79	
				261	A	Appalachian St.	100 89					261	H	Appalachian St.	81 96	
				197	A	South Ala.	63 65					197	H	South Ala.	71 75	
				269	H	Georgia St.	89 78					133	A	La.-Lafayette	53 56	
				290	H	Ga. Southern	84 68					279	A	La.-Monroe	73 77	

Non-Div I Games: West Ala. 103 72 Fort Valley St. 118 72

Troy

Average RPI Win:	196	WON-LOST	WINNING	LAST 10	STRENGTH OF	OPP. STRENGTH	TEAM	ADJ.	CONF.	ADJ CONF.
Average RPI Loss:	38	RECORD	PCT. RANK	GAMES	SCHEDULE	OF SCHEDULE	RPI	RPI	RPI	RPI
DIV. I ONLY	20- 10	76	5- 5	105	80	83	83	9	9	
DIV. I NON-CONF.	9- 3	69	0- 0	65	88	53	53	7	7	
TOTALS	RPI 1-25	RPI 26-50	W-L RECORDS	RPI 51-100	RPI 101-150	RPI 150+				
20- 10	0- 6	0- 0	OVERALL	1- 3	3- 1	16- 0				
13- 3	0- 2	0- 0	HOME	1- 1	2- 0	10- 0				
6- 5	0- 3	0- 0	AWAY	0- 1	0- 1	6- 0				
1- 2	0- 1	0- 0	NEUTRAL	0- 1	1- 0	0- 0				
9- 3	0- 2	0- 0	NON-CONFERENCE	1- 1	3- 0	5- 0				
7- 0	0- 0	0- 0	HOME	1- 0	2- 0	4- 0				
1- 1	0- 1	0- 0	AWAY	0- 0	0- 0	1- 0				
1- 2	0- 1	0- 0	NEUTRAL	0- 1	1- 0	0- 0				
11- 7	0- 4	0- 0	CONFERENCE	0- 2	0- 1	11- 0				
6- 3	0- 2	0- 0	HOME	0- 1	0- 0	6- 0				
5- 4	0- 2	0- 0	AWAY	0- 1	0- 1	5- 0				
0- 0	0- 0	0- 0	NEUTRAL	0- 0	0- 0	0- 0				

RPI	S	Opponent	Score	RPI	S	Opponent	Score	RPI	S	Opponent	Score	RPI	S	Opponent	Score
3	A	UConn	40 80					53	H	Saint Louis	66 58	101	N	Virginia	67 62
3	H	UConn	38 96					54	N	Rutgers	51 75	102	A	Memphis	67 83
13	A	Florida St.	72 78					66	A	Temple	67 72	119	H	LSU	67 63
20	N	Green Bay	58 79					66	H	Temple	54 72	121	H	Little Rock	69 53
25	A	South Fla.	65 77									153	H	McNeese St.	74 55
25	H	South Fla.	67 71									161	A	East Carolina	66 51
												161	H	East Carolina	78 73
												170	A	Ole Miss	61 59
												175	H	Southern U.	77 48
												182	A	Tulsa	71 47
												182	H	Tulsa	61 42
												191	A	SMU	54 42
												191	H	SMU	76 64
												221	H	Cincinnati	70 51
												271	A	UCF	65 53
												271	H	UCF	75 54
												286	A	Houston	59 56
												286	H	Houston	70 48
												310	H	UNCG	74 53
												313	H	Jackson St.	92 49
LAST 12 Division I GAMES:															
221	H	Cincinnati	70 51	25	A	South Fla.	65 77								
3	A	UConn	40 80	286	A	Houston	59 56								
66	A	Temple	67 72	3	H	UConn	38 96								
182	H	Tulsa	61 42	66	H	Temple	54 72								
271	A	UCF	65 53	161	H	East Carolina	78 73								
191	H	SMU	76 64	191	A	SMU	54 42								

Non-Div I Games:

Tulane

■ Loss, 
■ Non-Conf, S Site, 
■ Home 
■ Away 
N Neutral

Average RPI Win: <b>193</b>	WON-LOST	WINNING	LAST 10	STRENGTH OF	OPP. STRENGTH	TEAM	ADJ.	CONF.	ADJ CONF.
Average RPI Loss: <b>108</b>	RECORD	PCT. RANK	GAMES	SCHEDULE	OF SCHEDULE	RPI	RPI	RPI	RPI
DIV. I ONLY	<b>11- 18</b>	<b>248</b>	<b>4- 6</b>	<b>117</b>	<b>83</b>	<b>182</b>	<b>182</b>	<b>9</b>	<b>9</b>
DIV. I NON-CONF.	<b>3- 8</b>	<b>258</b>	<b>0- 0</b>	<b>67</b>	<b>84</b>	<b>197</b>	<b>197</b>	<b>7</b>	<b>7</b>
TOTALS	RPI 1-25	RPI 26-50	W-L RECORDS	RPI 51-100	RPI 101-150	RPI 150+			
11- 18	0- 3	0- 2	OVERALL	0- 4	3- 4	8- 5			
5- 9	0- 2	0- 2	HOME	0- 1	0- 2	5- 2			
6- 7	0- 1	0- 0	AWAY	0- 3	3- 1	3- 2			
0- 2	0- 0	0- 0	NEUTRAL	0- 0	0- 1	0- 1			
3- 8	0- 0	0- 2	NON-CONFERENCE	0- 1	2- 3	1- 2			
1- 4	0- 0	0- 2	HOME	0- 0	0- 1	1- 1			
2- 2	0- 0	0- 0	AWAY	0- 1	2- 1	0- 0			
0- 2	0- 0	0- 0	NEUTRAL	0- 0	0- 1	0- 1			
8- 10	0- 3	0- 0	CONFERENCE	0- 3	1- 1	7- 3			
4- 5	0- 2	0- 0	HOME	0- 1	0- 1	4- 1			
4- 5	0- 1	0- 0	AWAY	0- 2	1- 0	3- 2			
0- 0	0- 0	0- 0	NEUTRAL	0- 0	0- 0	0- 0			

RPI	S	Opponent	Score	RPI	S	Opponent	Score	RPI	S	Opponent	Score	RPI	S	Opponent	Score	Team's RPI: 182
3	A	UConn	35 <b>95</b>	35	H	Oklahoma	62 <b>75</b>	53	A	Saint Louis	73 <b>82</b>	102	A	Memphis	65 59	
3	H	UConn	30 <b>94</b>	46	H	Kansas St.	67 <b>75</b>	66	A	Temple	46 <b>66</b>	102	H	Memphis	58 <b>69</b>	
25	H	South Fla.	66 <b>72</b>					83	A	Tulane	42 <b>61</b>	106	N	Drake	80 <b>91</b>	
								83	H	Tulane	47 <b>71</b>	107	A	UNI	59 <b>75</b>	
												121	A	Little Rock	74 63	
												134	A	Arkansas	74 67	
												145	H	Oral Roberts	53 <b>59</b>	
												161	A	East Carolina	55 54	
												161	H	East Carolina	81 79	
												183	N	George Mason	63 <b>64</b>	
												190	H	Grambling	79 51	
												191	A	SMU	45 <b>62</b>	
												191	H	SMU	56 54	
												217	H	Indiana St.	63 <b>67</b>	
												221	A	Cincinnati	76 63	
												221	H	Cincinnati	53 <b>55</b>	
												271	A	UCF	74 <b>75</b>	
												271	H	UCF	95 71	
												286	A	Houston	79 62	
												286	H	Houston	44 28	
LAST 12 Division I GAMES:																
221	A	Cincinnati	76 63	161	A	East Carolina	55 54									
25	H	South Fla.	66 <b>72</b>	271	A	UCF	74 <b>75</b>									
83	A	Tulane	42 <b>61</b>	3	H	UConn	30 <b>94</b>									
191	A	SMU	45 <b>62</b>	102	H	Memphis	58 <b>69</b>									
271	H	UCF	95 71	286	A	Houston	79 62									
286	H	Houston	44 28	83	H	Tulane	47 <b>71</b>									

Non-Div I Games:

Tulsa

■ Loss, 
 ■ Non-Conf, 
 ■ S Site, 
 ■ Home 
 ■ A Away 
 N Neutral

Average RPI Win:	205	WON-LOST	WINNING	LAST 10	STRENGTH OF	OPP. STRENGTH	TEAM	ADJ.	CONF.	ADJ CONF.
Average RPI Loss:	111	RECORD	PCT. RANK	GAMES	SCHEDULE	OF SCHEDULE	RPI	RPI	RPI	RPI
DIV. I ONLY	13- 14	184	3- 7	118	149	147	147	12	12	
DIV. I NON-CONF.	7- 4	110	0- 0	184	252	120	120	11	11	
TOTALS	RPI 1-25	RPI 26-50	W-L RECORDS	RPI 51-100	RPI 101-150	RPI 150+				
13- 14	0- 2	0- 3	OVERALL	1- 4	1- 0	11- 5				
9- 3	0- 0	0- 1	HOME	1- 1	1- 0	7- 1				
3- 10	0- 2	0- 1	AWAY	0- 3	0- 0	3- 4				
1- 1	0- 0	0- 1	NEUTRAL	0- 0	0- 0	1- 0				
7- 4	0- 1	0- 1	NON-CONFERENCE	0- 2	1- 0	6- 0				
5- 0	0- 0	0- 0	HOME	0- 0	1- 0	4- 0				
1- 3	0- 1	0- 0	AWAY	0- 2	0- 0	1- 0				
1- 1	0- 0	0- 1	NEUTRAL	0- 0	0- 0	1- 0				
6- 10	0- 1	0- 2	CONFERENCE	1- 2	0- 0	5- 5				
4- 3	0- 0	0- 1	HOME	1- 1	0- 0	3- 1				
2- 7	0- 1	0- 1	AWAY	0- 1	0- 0	2- 4				
0- 0	0- 0	0- 0	NEUTRAL	0- 0	0- 0	0- 0				

RPI 1-25				RPI 26-50				RPI 51-100				RPI 101+ Team's RPI: 147			
RPI	S	Opponent	Score	RPI	S	Opponent	Score	RPI	S	Opponent	Score	RPI	S	Opponent	Score
13	A	Florida St.	44 84	42	A	Western Ky.	55 64	60	A	Middle Tenn.	40 68	108	H	Samford	61 41
22	A	UTEP	54 62	42	H	Western Ky.	49 63	60	H	Middle Tenn.	72 77	152	H	Southern Miss.	53 49
				48	N	North Carolina St.	56 67	64	A	Auburn	71 85	154	H	Old Dominion	58 55
								77	H	Charlotte	75 57	155	A	Marshall	65 73
								91	A	Belmont	62 63	155	H	Marshall	61 64
												167	H	Troy	89 67
												168	H	Louisiana Tech	64 49
												178	A	Fla. Atlantic	67 62
												197	A	South Ala.	53 39
												225	A	Rice	64 55
												236	A	North Texas	51 53
												247	N	High Point	56 46
												263	A	UTSA	52 54
												307	H	South Carolina St.	71 38
												309	A	FIU	61 72
												331	H	Ark.-Pine Bluff	82 32
												349	H	Mississippi Val.	80 33
LAST 12 Division I GAMES:															
42	A	Western Ky.	55 64	309	A	FIU	61 72								
155	A	Marshall	65 73	155	H	Marshall	61 64								
60	H	Middle Tenn.	72 77	42	H	Western Ky.	49 63								
168	H	Louisiana Tech	64 49	236	A	North Texas	51 53								
152	H	Southern Miss.	53 49	225	A	Rice	64 55								
178	A	Fla. Atlantic	67 62	77	H	Charlotte	75 57								

Non-Div I Games:

UAB

■ Loss, 
 ■ Non-Conf, 
 ■ S Site, 
 ■ Home 
 ■ A Away 
 N Neutral



Average RPI Win:	256	WON-LOST	WINNING	LAST 10	STRENGTH OF	OPP. STRENGTH	TEAM	ADJ.	CONF.	ADJ CONF.
Average RPI Loss:	126	RECORD	PCT. RANK	GAMES	SCHEDULE	OF SCHEDULE	RPI	RPI	RPI	RPI
DIV. I ONLY	15- 11	131	6- 4	281	188	188	188	23	23	
DIV. I NON-CONF.	6- 6	160	0- 0	261	114	194	194	21	21	
TOTALS	RPI 1-25	RPI 26-50	W-L RECORDS	RPI 51-100	RPI 101-150	RPI 150+				
15- 11	0- 1	1- 2	OVERALL	0- 2	1- 2	13- 4				
7- 5	0- 1	0- 1	HOME	0- 0	1- 1	6- 2				
8- 4	0- 0	1- 1	AWAY	0- 1	0- 1	7- 1				
0- 2	0- 0	0- 0	NEUTRAL	0- 1	0- 0	0- 1				
6- 6	0- 1	1- 0	NON-CONFERENCE	0- 2	0- 0	5- 3				
1- 3	0- 1	0- 0	HOME	0- 0	0- 0	1- 2				
5- 1	0- 0	1- 0	AWAY	0- 1	0- 0	4- 0				
0- 2	0- 0	0- 0	NEUTRAL	0- 1	0- 0	0- 1				
9- 5	0- 0	0- 2	CONFERENCE	0- 0	1- 2	8- 1				
6- 2	0- 0	0- 1	HOME	0- 0	1- 1	5- 0				
3- 3	0- 0	0- 1	AWAY	0- 0	0- 1	3- 1				
0- 0	0- 0	0- 0	NEUTRAL	0- 0	0- 0	0- 0				

RPI 1-25				RPI 26-50				RPI 51-100				RPI 101+				Team's RPI: 188	
RPI	S	Opponent	Score	RPI	S	Opponent	Score	RPI	S	Opponent	Score	RPI	S	Opponent	Score		
7	H	Stanford	45 74	49	A	UC Riverside	73 80	52	N	Albany (NY)	70 80	123	A	Hawaii	50 70		
				49	H	UC Riverside	76 90	80	A	Utah	58 88	123	H	Hawaii	60 58		
				50	A	St. Mary's (CA)	78 71					135	H	Long Beach St.	62 75		
												162	H	Pacific	53 66		
												172	H	Sacramento St.	77 92		
												193	A	Cal Poly	75 57		
												193	H	Cal Poly	82 71		
												206	A	Utah Valley	59 55		
												245	A	San Diego St.	65 54		
												267	A	UC Santa Barbara	59 66		
												267	H	UC Santa Barbara	80 51		
												284	A	Portland	72 47		
												293	N	Florida A&M	58 61		
												299	A	CSUN	75 52		
												299	H	CSUN	57 50		
												320	A	Portland St.	82 70		
												337	A	Cal St. Fullerton	63 59		
												337	H	Cal St. Fullerton	80 56		
												340	H	UC Irvine	74 61		
												343	H	Air Force	66 40		
LAST 12 Division I GAMES:																	
299	H	CSUN	57 50	49	A	UC Riverside	73 80										
49	H	UC Riverside	76 90	267	H	UC Santa Barbara	80 51										
123	A	Hawaii	50 70	135	H	Long Beach St.	62 75										
337	H	Cal St. Fullerton	80 56	193	A	Cal Poly	75 57										
193	H	Cal Poly	82 71	267	A	UC Santa Barbara	59 66										
337	A	Cal St. Fullerton	63 59	340	H	UC Irvine	74 61										

Non-Div I Games: Cal St. Monterey Ba91 36

UC Davis

■ Loss, 
 ■ Non-Conf, 
 ■ S Site, 
 ■ Home 
 ■ A Away 
 N Neutral

Average RPI Win:	328	WON-LOST	WINNING	LAST 10	STRENGTH OF	OPP. STRENGTH	TEAM	ADJ.	CONF.	ADJ CONF.
Average RPI Loss:	180	RECORD	PCT. RANK	GAMES	SCHEDULE	OF SCHEDULE	RPI	RPI	RPI	RPI
DIV. I ONLY	3- 24	339	1- 9	309	185	340	340	23	23	
DIV. I NON-CONF.	2- 11	306	0- 0	284	82	320	320	21	21	
TOTALS	RPI 1-25	RPI 26-50	W-L RECORDS	RPI 51-100	RPI 101-150	RPI 150+				
3- 24	0- 1	0- 2	OVERALL	0- 2	0- 4	3- 15				
1- 9	0- 0	0- 0	HOME	0- 1	0- 2	1- 6				
2- 14	0- 0	0- 0	AWAY	0- 0	0- 0	2- 1				
0- 1	0- 0	0- 1	NEUTRAL	0- 0	0- 0	0- 0				
2- 11	0- 1	0- 1	NON-CONFERENCE	0- 2	0- 0	2- 7				
1- 3	0- 0	0- 0	HOME	0- 1	0- 0	1- 2				
1- 7	0- 1	0- 0	AWAY	0- 1	0- 0	1- 5				
0- 1	0- 0	0- 1	NEUTRAL	0- 0	0- 0	0- 0				
1- 13	0- 0	0- 1	CONFERENCE	0- 0	0- 4	1- 8				
0- 6	0- 0	0- 0	HOME	0- 0	0- 2	0- 4				
1- 7	0- 0	0- 1	AWAY	0- 0	0- 2	1- 4				
0- 0	0- 0	0- 0	NEUTRAL	0- 0	0- 0	0- 0				

RPI 1-25				RPI 26-50				RPI 51-100				RPI 101+ Team's RPI: 340			
RPI	S	Opponent	Score	RPI	S	Opponent	Score	RPI	S	Opponent	Score	RPI	S	Opponent	Score
10	A	UCLA	48 83	32	N	Princeton	42 83	55	A	Southern California	56 75	123	A	Hawaii	35 59
				49	A	UC Riverside	69 93	56	H	St. John's (NY)	63 85	123	H	Hawaii	65 83
												135	A	Long Beach St.	49 67
												135	H	Long Beach St.	65 71
												172	A	Sacramento St.	78 126
												188	A	UC Davis	61 74
												193	A	Cal Poly	38 50
												193	H	Cal Poly	54 72
												194	A	San Jose St.	58 79
												204	A	UNLV	52 72
												219	A	CSU Bakersfield	39 65
												240	A	Loyola Marymount	50 95
												242	H	Grand Canyon	53 58
												267	A	UC Santa Barbara	37 66
												267	H	UC Santa Barbara	62 80
												291	H	Northern Ariz.	55 71
												299	A	CSUN	48 62
												299	H	CSUN	64 83
												318	H	Nevada	68 64
												329	A	Southern Utah	63 58
												337	A	Cal St. Fullerton	62 58
												337	H	Cal St. Fullerton	53 66
LAST 12 Division I GAMES:															
135	A	Long Beach St.	49 67	123	A	Hawaii	35 59	299	H	CSUN	64 83	337	A	Cal St. Fullerton	62 58
267	A	UC Santa Barbara	37 66	337	A	Cal St. Fullerton	62 58	123	H	Hawaii	65 83	337	H	Cal St. Fullerton	53 66
337	H	Cal St. Fullerton	53 66	123	H	Hawaii	65 83	135	H	Long Beach St.	65 71				
299	A	CSUN	48 62	135	H	Long Beach St.	65 71	188	A	UC Davis	61 74				
267	H	UC Santa Barbara	62 80												
193	A	Cal Poly	38 50												

Non-Div I Games: San Diego Christian78 49

UC Irvine

■ Loss, 
 ■ Non-Conf, S Site, 
 ■ Home 
 ■ Away 
 N Neutral

Average RPI Win:	221	WON-LOST	WINNING	LAST 10	STRENGTH OF	OPP. STRENGTH	TEAM	ADJ.	CONF.	ADJ CONF.
Average RPI Loss:	48	RECORD	PCT. RANK	GAMES	SCHEDULE	OF SCHEDULE	RPI	RPI	RPI	RPI
DIV. I ONLY	21- 7	51	10- 0	111	189	49	49	23	23	
DIV. I NON-CONF.	7- 7	160	0- 0	59	70	92	92	21	21	
TOTALS	RPI 1-25	RPI 26-50	W-L RECORDS	RPI 51-100	RPI 101-150	RPI 150+				
21- 7	0- 3	0- 1	OVERALL	0- 3	5- 0	16- 0				
10- 1	0- 1	0- 0	HOME	0- 0	3- 0	7- 0				
10- 6	0- 2	0- 1	AWAY	0- 3	2- 0	8- 0				
1- 0	0- 0	0- 0	NEUTRAL	0- 0	0- 0	1- 0				
7- 7	0- 3	0- 1	NON-CONFERENCE	0- 3	1- 0	6- 0				
3- 1	0- 1	0- 0	HOME	0- 0	1- 0	2- 0				
3- 6	0- 2	0- 1	AWAY	0- 3	0- 0	3- 0				
1- 0	0- 0	0- 0	NEUTRAL	0- 0	0- 0	1- 0				
14- 0	0- 0	0- 0	CONFERENCE	0- 0	4- 0	10- 0				
7- 0	0- 0	0- 0	HOME	0- 0	2- 0	5- 0				
7- 0	0- 0	0- 0	AWAY	0- 0	2- 0	5- 0				
0- 0	0- 0	0- 0	NEUTRAL	0- 0	0- 0	0- 0				

RPI 1-25				RPI 26-50				Team's RPI: 49				RPI 51-100				RPI 101+			
RPI	S	Opponent	Score	RPI	S	Opponent	Score	RPI	S	Opponent	Score	RPI	S	Opponent	Score	RPI	S	Opponent	Score
9	A	Oregon St.	65 86	31	A	Washington	43 78	72	A	Oregon	81 95	123	A	Hawaii	77 74				
10	H	UCLA	56 70					92	A	California	58 64	123	H	Hawaii	81 77				
22	A	UTEP	57 68					98	A	San Francisco	76 88	128	H	Fresno St.	86 68				
												135	A	Long Beach St.	78 60				
												135	H	Long Beach St.	83 58				
												188	A	UC Davis	90 76				
												188	H	UC Davis	80 73				
												193	A	Cal Poly	75 62				
												193	H	Cal Poly	93 83				
												219	H	CSU Bakersfield	81 61				
												224	N	Southeast Mo. St.	85 67				
												240	H	Loyola Marymount	80 62				
												242	A	Grand Canyon	85 67				
												245	A	San Diego St.	85 68				
												265	A	Seattle	92 70				
												267	A	UC Santa Barbara	83 53				
												267	H	UC Santa Barbara	92 81				
												299	A	CSUN	84 62				
												299	H	CSUN	83 76				
												337	A	Cal St. Fullerton	90 43				
												340	H	UC Irvine	93 69				
LAST 12 Division I GAMES:																			
123	H	Hawaii	81 77	299	H	CSUN	83 76												
299	A	CSUN	84 62	188	H	UC Davis	80 73												
188	A	UC Davis	90 76	193	H	Cal Poly	93 83												
135	H	Long Beach St.	83 58	267	H	UC Santa Barbara	92 81												
193	A	Cal Poly	75 62	123	A	Hawaii	77 74												
337	A	Cal St. Fullerton	90 43	135	A	Long Beach St.	78 60												

Non-Div I Games:

UC Riverside

■ Loss, 
 ■ Non-Conf, 
 ■ S Site, 
 ■ Home 
 ■ A Away 
 N Neutral

Average RPI Win:	286	WON-LOST	WINNING	LAST 10	STRENGTH OF	OPP. STRENGTH	TEAM	ADJ.	CONF.	ADJ CONF.
Average RPI Loss:	140	RECORD	PCT. RANK	GAMES	SCHEDULE	OF SCHEDULE	RPI	RPI	RPI	RPI
DIV. I ONLY	10- 18	257	4- 6	247	238	267	267	23	23	
DIV. I NON-CONF.	2- 11	306	0- 0	212	178	311	311	21	21	
TOTALS	RPI 1-25	RPI 26-50	W-L RECORDS	RPI 51-100	RPI 101-150	RPI 150+				
10- 18	0- 0	0- 2	OVERALL	0- 4	0- 6	10- 6				
7- 6	0- 0	0- 1	HOME	0- 1	0- 2	7- 2				
3- 12	0- 0	0- 1	AWAY	0- 3	0- 4	3- 4				
0- 0	0- 0	0- 0	NEUTRAL	0- 0	0- 0	0- 0				
2- 11	0- 0	0- 0	NON-CONFERENCE	0- 4	0- 3	2- 4				
2- 3	0- 0	0- 0	HOME	0- 1	0- 0	2- 2				
0- 8	0- 0	0- 0	AWAY	0- 3	0- 3	0- 2				
0- 0	0- 0	0- 0	NEUTRAL	0- 0	0- 0	0- 0				
8- 7	0- 0	0- 2	CONFERENCE	0- 0	0- 3	8- 2				
5- 3	0- 0	0- 1	HOME	0- 0	0- 2	5- 0				
3- 4	0- 0	0- 1	AWAY	0- 0	0- 1	3- 2				
0- 0	0- 0	0- 0	NEUTRAL	0- 0	0- 0	0- 0				

RPI S	Opponent	Score	RPI S	Opponent	Score	RPI S	Opponent	Score	RPI S	Opponent	Score	Team's RPI: 267
49	A UC Riverside	81 92	49	H UC Riverside	53 83	67	A Santa Clara	48 66	119	A LSU	50 68	
						67	H Santa Clara	37 48	123	H Hawaii	62 63	
						72	A Oregon	51 79	133	A La.-Lafayette	42 61	
						87	A Washington St.	44 61	135	A Long Beach St.	52 60	
									135	H Long Beach St.	55 58	
									139	A Idaho	42 64	
									188	A UC Davis	51 80	
									188	H UC Davis	66 59	
									193	A Cal Poly	60 66	
									193	H Cal Poly	78 67	
									211	H UTRGV	60 62	
									219	H CSU Bakersfield	61 60	
									238	A Wyoming	67 76	
									240	H Loyola Marymount	63 70	
									278	A Pepperdine	69 71	
									299	A CSUN	65 49	
									299	H CSUN	70 58	
									305	H Morehead St.	93 78	
									337	A Cal St. Fullerton	65 47	
									337	H Cal St. Fullerton	79 49	
									340	A UC Irvine	80 62	
									340	H UC Irvine	66 37	
LAST 12 Division I GAMES:												
193	A Cal Poly	60 66	123	H Hawaii	62 63							
340	H UC Irvine	66 37	337	H Cal St. Fullerton	79 49							
135	H Long Beach St.	55 58	188	A UC Davis	51 80							
299	H CSUN	70 58	49	A UC Riverside	81 92							
135	A Long Beach St.	52 60	188	H UC Davis	66 59							
340	A UC Irvine	80 62	299	A CSUN	65 49							

Non-Div I Games: La Verne 89 41

UC Santa Barbara

■ Loss, 
 ■ Non-Conf, 
 ■ S Site, 
 ■ Home 
 ■ A Away 
 N Neutral

Average RPI Win:	240	WON-LOST	WINNING	LAST 10	STRENGTH OF	OPP. STRENGTH	TEAM	ADJ.	CONF.	ADJ CONF.
Average RPI Loss:	117	RECORD	PCT. RANK	GAMES	SCHEDULE	OF SCHEDULE	RPI	RPI	RPI	RPI
DIV. I ONLY	7- 22	297	3- 7	149	95	271	271	9	9	
DIV. I NON-CONF.	3- 8	258	0- 0	150	194	254	254	7	7	
TOTALS	RPI 1-25	RPI 26-50	W-L RECORDS	RPI 51-100	RPI 101-150	RPI 150+				
7- 22	0- 5	0- 0	OVERALL	0- 5	0- 4	7- 8				
5- 10	0- 2	0- 0	HOME	0- 3	0- 2	5- 3				
2- 11	0- 2	0- 0	AWAY	0- 2	0- 2	2- 5				
0- 1	0- 1	0- 0	NEUTRAL	0- 0	0- 0	0- 0				
3- 8	0- 2	0- 0	NON-CONFERENCE	0- 1	0- 2	3- 3				
2- 4	0- 1	0- 0	HOME	0- 1	0- 1	2- 1				
1- 3	0- 0	0- 0	AWAY	0- 0	0- 1	1- 2				
0- 1	0- 1	0- 0	NEUTRAL	0- 0	0- 0	0- 0				
4- 14	0- 3	0- 0	CONFERENCE	0- 4	0- 2	4- 5				
3- 6	0- 1	0- 0	HOME	0- 2	0- 1	3- 2				
1- 8	0- 2	0- 0	AWAY	0- 2	0- 1	1- 3				
0- 0	0- 0	0- 0	NEUTRAL	0- 0	0- 0	0- 0				

RPI 1-25				RPI 26-50				RPI 51-100				RPI 101+				Team's RPI: 271	
RPI	S	Opponent	Score	RPI	S	Opponent	Score	RPI	S	Opponent	Score	RPI	S	Opponent	Score		
3	A	UConn	51 106					56	H	St. John's (NY)	42 70	102	A	Memphis	59 75		
18	N	Florida	79 93					66	A	Temple	64 78	102	H	Memphis	52 69		
24	H	Oklahoma St.	55 74					66	H	Temple	63 71	118	H	Buffalo	60 66		
25	A	South Fla.	63 108					83	A	Tulane	54 75	125	A	Akron	54 74		
25	H	South Fla.	49 88					83	H	Tulane	53 65	161	H	East Carolina	56 71		
												182	A	Tulsa	71 95		
												182	H	Tulsa	75 74		
												191	A	SMU	50 65		
												191	H	SMU	66 54		
												192	A	Stetson	68 83		
												195	H	Butler	63 71		
												197	A	South Ala.	77 36		
												221	A	Cincinnati	80 60		
												221	H	Cincinnati	50 68		
												257	A	Omaha	60 75		
												286	A	Houston	55 64		
												286	H	Houston	65 62		
												293	H	Florida A&M	93 55		
												309	H	FIU	89 72		
LAST 12 Division I GAMES:																	
				66	A	Temple	64 78					191	A	SMU	50 65		
				286	H	Houston	65 62					286	A	Houston	55 64		
				191	H	SMU	66 54					182	H	Tulsa	75 74		
				83	H	Tulane	53 65					102	A	Memphis	59 75		
				182	A	Tulsa	71 95					25	H	South Fla.	49 88		
				102	H	Memphis	52 69					3	A	UConn	51 106		

Non-Div I Games:

UCF

  Loss, 
  Non-Conf, 
  S Site, 
  H Home 
  A Away 
N Neutral

Average RPI Win:	98	WON-LOST	WINNING	LAST 10	STRENGTH OF	OPP. STRENGTH	TEAM	ADJ.	CONF.	ADJ CONF.
Average RPI Loss:	29	RECORD	PCT. RANK	GAMES	SCHEDULE	OF SCHEDULE	RPI	RPI	RPI	RPI
DIV. I ONLY	22- 7	45	8- 2	5	4	10	10	1	1	
DIV. I NON-CONF.	8- 2	51	0- 0	19	22	11	11	1	1	
TOTALS	RPI 1-25	RPI 26-50	W-L RECORDS	RPI 51-100	RPI 101-150	RPI 150+				
22- 7	3- 4	3- 1	OVERALL	9- 2	2- 0	5- 0				
13- 1	3- 1	2- 0	HOME	5- 0	1- 0	2- 0				
8- 5	0- 0	1- 0	AWAY	4- 0	1- 0	2- 0				
1- 1	0- 1	0- 0	NEUTRAL	0- 0	0- 0	1- 0				
8- 2	0- 2	2- 0	NON-CONFERENCE	2- 0	0- 0	4- 0				
4- 1	0- 1	1- 0	HOME	1- 0	0- 0	2- 0				
3- 0	0- 0	1- 0	AWAY	1- 0	0- 0	1- 0				
1- 1	0- 1	0- 0	NEUTRAL	0- 0	0- 0	1- 0				
14- 5	3- 2	1- 1	CONFERENCE	7- 2	2- 0	1- 0				
9- 0	3- 0	1- 0	HOME	4- 0	1- 0	0- 0				
5- 5	0- 2	0- 1	AWAY	3- 2	1- 0	1- 0				
0- 0	0- 0	0- 0	NEUTRAL	0- 0	0- 0	0- 0				

RPI 1-25				RPI 26-50				RPI 51-100				RPI 101+			
RPI	S	Opponent	Score	RPI	S	Opponent	Score	RPI	S	Opponent	Score	RPI	S	Opponent	Score
1	N	Notre Dame	84 92	31	A	Washington	56 64	55	A	Southern California	68 71	124	A	Arizona	73 39
4	H	South Carolina	65 68	31	H	Washington	63 59	55	H	Southern California	78 73	124	H	Arizona	80 53
7	H	Stanford	56 36	39	H	James Madison	90 61	56	H	St. John's (NY)	73 58	168	N	Louisiana Tech	68 57
8	A	Arizona St.	61 65	49	A	UC Riverside	70 56	68	A	Michigan	86 77	172	A	Sacramento St.	109 76
8	H	Arizona St.	74 61					72	A	Oregon	77 72	189	A	Colorado	82 64
9	A	Oregon St.	54 64					72	H	Oregon	80 69	219	H	CSU Bakersfield	82 68
9	H	Oregon St.	71 51					80	A	Utah	69 63	340	H	UC Irvine	83 48
								87	A	Washington St.	75 73				
								87	H	Washington St.	73 61				
								92	A	California	104 108				
								92	H	California	75 56				
LAST 12 Division I GAMES:															
		8	H	Arizona St.	74	61				124	A	Arizona	73	39	
		124	H	Arizona	80	53			8	A	Arizona St.	61	65		
		9	A	Oregon St.	54	64			80	A	Utah	69	63		
		72	A	Oregon	77	72			189	A	Colorado	82	64		
		31	H	Washington	63	59			7	H	Stanford	56	36		
		87	H	Washington St.	73	61			92	H	California	75	56		

Non-Div I Games:

UCLA

■ Loss, 
■ Non-Conf, 
■ S Site, 
■ H Home 
■ A Away 
N Neutral

Average RPI Win:	113	WON-LOST	WINNING	LAST 10	STRENGTH OF	OPP. STRENGTH	TEAM	ADJ.	CONF.	ADJ CONF.
Average RPI Loss:	0	RECORD	PCT. RANK	GAMES	SCHEDULE	OF SCHEDULE	RPI	RPI	RPI	RPI
DIV. I ONLY	29- 0	1	10- 0	20	34	3	3	9	9	
DIV. I NON-CONF.	11- 0	1	1- 0	1	1	1	1	7	7	
TOTALS	RPI 1-25	RPI 26-50	W-L RECORDS	RPI 51-100	RPI 101-150	RPI 150+				
29- 0	8- 0	2- 0	OVERALL	5- 0	3- 0	11- 0				
13- 0	2- 0	1- 0	HOME	3- 0	2- 0	5- 0				
14- 0	4- 0	1- 0	AWAY	2- 0	1- 0	6- 0				
2- 0	2- 0	0- 0	NEUTRAL	0- 0	0- 0	0- 0				
11- 0	6- 0	2- 0	NON-CONFERENCE	1- 0	1- 0	1- 0				
4- 0	1- 0	1- 0	HOME	1- 0	1- 0	0- 0				
5- 0	3- 0	1- 0	AWAY	0- 0	0- 0	1- 0				
2- 0	2- 0	0- 0	NEUTRAL	0- 0	0- 0	0- 0				
18- 0	2- 0	0- 0	CONFERENCE	4- 0	2- 0	10- 0				
9- 0	1- 0	0- 0	HOME	2- 0	1- 0	5- 0				
9- 0	1- 0	0- 0	AWAY	2- 0	1- 0	5- 0				
0- 0	0- 0	0- 0	NEUTRAL	0- 0	0- 0	0- 0				

RPI	S	Opponent	Score	RPI	S	Opponent	Score	RPI	S	Opponent	Score	RPI	S	Opponent	Score
1	H	Notre Dame	91 81	44	A	Chattanooga	79 31	66	A	Temple	85 60	102	A	Memphis	86 46
4	A	South Carolina	66 54	46	H	Kansas St.	97 57	66	H	Temple	104 49	102	H	Memphis	83 40
5	A	Ohio St.	100 56					83	A	Tulane	96 38	119	H	LSU	86 40
11	N	Maryland	83 73					83	H	Tulane	80 40	161	A	East Carolina	84 41
13	N	Florida St.	73 49					90	H	Nebraska	88 46	161	H	East Carolina	92 46
19	A	DePaul	86 70									182	A	Tulsa	94 30
25	A	South Fla.	75 59									182	H	Tulsa	95 35
25	H	South Fla.	79 59									191	A	SMU	90 37
												191	H	SMU	88 41
												221	A	Cincinnati	107 45
												221	H	Cincinnati	88 34
												271	H	UCF	106 51
												286	A	Houston	76 37
												306	A	Colgate	94 50
LAST 12 Division I GAMES:															
25	H	South Fla.	79 59	4	A	South Carolina	66 54								
83	H	Tulane	80 40	161	H	East Carolina	92 46								
191	H	SMU	88 41	83	A	Tulane	96 38								
161	A	East Carolina	84 41	102	H	Memphis	83 40								
221	H	Cincinnati	88 34	182	A	Tulsa	94 30								
66	A	Temple	85 60	191	A	SMU	90 37								

Non-Div I Games:

UConn

UMBC				Through Games Of Feb. 29, 2016						
Average RPI Win:	251	WON-LOST	WINNING	LAST 10	STRENGTH OF	OPP. STRENGTH	TEAM	ADJ.	CONF.	ADJ CONF.
Average RPI Loss:	145	RECORD	PCT. RANK	GAMES	SCHEDULE	OF SCHEDULE	RPI	RPI	RPI	RPI
DIV. I ONLY	17- 12	122	6- 4	269	216	176	176	15	15	
DIV. I NON-CONF.	9- 4	95	0- 0	295	249	160	160	18	18	
TOTALS	RPI 1-25	RPI 26-50	W-L RECORDS	RPI 51-100	RPI 101-150	RPI 150+				
17- 12	0- 0	0- 1	OVERALL	1- 5	0- 0	16- 6				
8- 6	0- 0	0- 1	HOME	1- 2	0- 0	7- 3				
8- 6	0- 0	0- 0	AWAY	0- 3	0- 0	8- 3				
1- 0	0- 0	0- 0	NEUTRAL	0- 0	0- 0	1- 0				
9- 4	0- 0	0- 1	NON-CONFERENCE	1- 1	0- 0	8- 2				
4- 2	0- 0	0- 1	HOME	1- 0	0- 0	3- 1				
4- 2	0- 0	0- 0	AWAY	0- 1	0- 0	4- 1				
1- 0	0- 0	0- 0	NEUTRAL	0- 0	0- 0	1- 0				
8- 8	0- 0	0- 0	CONFERENCE	0- 4	0- 0	8- 4				
4- 4	0- 0	0- 0	HOME	0- 2	0- 0	4- 2				
4- 4	0- 0	0- 0	AWAY	0- 2	0- 0	4- 2				
0- 0	0- 0	0- 0	NEUTRAL	0- 0	0- 0	0- 0				

RPI 1-25				RPI 26-50				RPI 51-100				RPI 101+				Team's RPI: 176	
RPI	S	Opponent	Score	RPI	S	Opponent	Score	RPI	S	Opponent	Score	RPI	S	Opponent	Score		
				34	H	Penn	46 81	52	A	Albany (NY)	39 63	160	A	Stony Brook	69 65		
								52	H	Albany (NY)	42 77	160	H	Stony Brook	60 69		
								69	A	Maine	55 65	205	A	Hartford	57 65		
								69	H	Maine	38 72	205	H	Hartford	58 51		
								85	H	Bucknell	65 52	233	A	Binghamton	56 70		
								99	A	Saint Joseph's	45 104	233	H	Binghamton	62 51		
												235	H	Columbia	68 70		
												239	A	New Hampshire	65 55		
												239	H	New Hampshire	59 67		
												241	A	Loyola Maryland	52 46		
												246	A	Morgan St.	65 46		
												255	A	Coppin St.	68 61		
												277	H	La Salle	60 29		
												281	H	American	47 46		
												282	A	Vermont	74 60		
												282	H	Vermont	85 48		
												283	H	Rider	58 53		
												283	N	Rider	67 58		
												287	A	UMES	55 52		
												292	A	Towson	51 61		
												317	A	UMass Lowell	68 44		
												317	H	UMass Lowell	68 52		
LAST 12 Division I GAMES:																	
				239	H	New Hampshire	59 67	69	H	Maine	38 72						
				233	A	Binghamton	56 70	52	A	Albany (NY)	39 63						
				282	A	Vermont	74 60	239	A	New Hampshire	65 55						
				205	H	Hartford	58 51	233	H	Binghamton	62 51						
				317	H	UMass Lowell	68 52	205	A	Hartford	57 65						
				160	A	Stony Brook	69 65	317	A	UMass Lowell	68 44						

Non-Div I Games:

UMBC

■ Loss, 
 ■ Non-Conf, S Site, 
 ■ Home 
 ■ Away 
 N Neutral



UMES				STRENGTH OF SCHEDULE	OPP. STRENGTH OF SCHEDULE	TEAM RPI	ADJ. RPI	CONF. RPI	ADJ CONF. RPI
Average RPI Win:	288	WON-LOST RECORD	WINNING PCT. RANK						
Average RPI Loss:	198		LAST 10 GAMES						
DIV. I ONLY	10- 16	242	6- 3	276	337	287	287	32	32
DIV. I NON-CONF.	1- 10	330	0- 0	73	232	281	281	30	30
TOTALS	RPI 1-25	RPI 26-50	W-L RECORDS	RPI 51-100	RPI 101-150	RPI 150+			
10- 16	0- 2	0- 0	OVERALL	0- 2	0- 0	10- 12			
6- 8	0- 1	0- 0	HOME	0- 1	0- 0	6- 6			
4- 8	0- 1	0- 0	AWAY	0- 1	0- 0	4- 6			
0- 0	0- 0	0- 0	NEUTRAL	0- 0	0- 0	0- 0			
1- 10	0- 2	0- 0	NON-CONFERENCE	0- 2	0- 0	1- 6			
1- 5	0- 1	0- 0	HOME	0- 1	0- 0	1- 3			
0- 5	0- 1	0- 0	AWAY	0- 1	0- 0	0- 3			
0- 0	0- 0	0- 0	NEUTRAL	0- 0	0- 0	0- 0			
9- 6	0- 0	0- 0	CONFERENCE	0- 0	0- 0	9- 6			
5- 3	0- 0	0- 0	HOME	0- 0	0- 0	5- 3			
4- 3	0- 0	0- 0	AWAY	0- 0	0- 0	4- 3			
0- 0	0- 0	0- 0	NEUTRAL	0- 0	0- 0	0- 0			

RPI 1-25				RPI 26-50				RPI 51-100				RPI 101+ Team's RPI: 287			
RPI	S	Opponent	Score	RPI	S	Opponent	Score	RPI	S	Opponent	Score	RPI	S	Opponent	Score
11	H	Maryland	30 106					84	A	VCU	39 63	154	H	Old Dominion	52 69
23	A	Duquesne	59 95					94	H	Georgetown	60 71	157	A	Xavier	56 61
												159	A	Northeastern	49 60
												176	H	UMBC	52 55
												180	H	Hampton	55 76
												208	H	USC Upstate	78 59
												215	A	N.C. A&T	56 50
												246	H	Morgan St.	69 77
												254	H	Bethune-Cookman	76 71
												255	A	Coppin St.	54 61
												293	H	Florida A&M	61 47
												298	A	Savannah St.	42 60
												307	A	South Carolina St.	63 56
												307	H	South Carolina St.	61 55
												310	A	UNCG	51 71
												316	A	Delaware St.	70 61
												316	H	Delaware St.	54 49
												319	H	Mt. St. Mary's	50 57
												332	A	Howard	79 57
												332	H	Howard	62 59
												347	H	Norfolk St.	63 74
												348	A	N.C. Central	46 49
LAST 12 Division I GAMES:															
293	H	Florida A&M	61 47	180	H	Hampton	55 76								
316	H	Delaware St.	54 49	332	H	Howard	62 59								
307	H	South Carolina St.	61 55	255	A	Coppin St.	54 61								
332	A	Howard	79 57	254	H	Bethune-Cookman	76 71								
316	A	Delaware St.	70 61	307	A	South Carolina St.	63 56								
347	H	Norfolk St.	63 74	298	A	Savannah St.	42 60								

Non-Div I Games: Cheyney 76 46

UMES

■ Loss, 
 ■ Non-Conf, 
 ■ S Site, 
 ■ Home 
 ■ A Away 
 N Neutral

Average RPI Win:	246	WON-LOST	WINNING	LAST 10	STRENGTH OF	OPP. STRENGTH	TEAM	ADJ.	CONF.	ADJ CONF.
Average RPI Loss:	213	RECORD	PCT. RANK	GAMES	SCHEDULE	OF SCHEDULE	RPI	RPI	RPI	RPI
DIV. I ONLY	7- 17	282	3- 7	315	271	295	295	27	27	
DIV. I NON-CONF.	3- 8	258	0- 0	331	267	316	316	25	25	
TOTALS	RPI 1-25	RPI 26-50	W-L RECORDS	RPI 51-100	RPI 101-150	RPI 150+				
7- 17	0- 0	0- 0	OVERALL	0- 2	0- 3	7- 12				
2- 8	0- 0	0- 0	HOME	0- 1	0- 1	2- 6				
5- 9	0- 0	0- 0	AWAY	0- 1	0- 2	5- 6				
0- 0	0- 0	0- 0	NEUTRAL	0- 0	0- 0	0- 0				
3- 8	0- 0	0- 0	NON-CONFERENCE	0- 0	0- 3	3- 5				
1- 3	0- 0	0- 0	HOME	0- 0	0- 1	1- 2				
2- 5	0- 0	0- 0	AWAY	0- 0	0- 2	2- 3				
0- 0	0- 0	0- 0	NEUTRAL	0- 0	0- 0	0- 0				
4- 9	0- 0	0- 0	CONFERENCE	0- 2	0- 0	4- 7				
1- 5	0- 0	0- 0	HOME	0- 1	0- 0	1- 4				
3- 4	0- 0	0- 0	AWAY	0- 1	0- 0	3- 3				
0- 0	0- 0	0- 0	NEUTRAL	0- 0	0- 0	0- 0				

RPI 1-25				RPI 26-50				RPI 51-100				RPI 101+ Team's RPI: 295			
RPI	S	Opponent	Score	RPI	S	Opponent	Score	RPI	S	Opponent	Score	RPI	S	Opponent	Score
								97	A	New Mexico St.	74 78	117	A	Northwestern	38 80
								97	H	New Mexico St.	62 68	148	H	SIUE	58 63
												149	A	Milwaukee	48 70
												206	A	Utah Valley	71 79
												206	H	Utah Valley	44 58
												211	A	UTRGV	59 57
												211	H	UTRGV	53 62
												217	H	Indiana St.	47 77
												219	A	CSU Bakersfield	56 40
												219	H	CSU Bakersfield	68 78
												224	A	Southeast Mo. St.	65 78
												237	A	Kansas	47 44
												242	A	Grand Canyon	63 57
												242	H	Grand Canyon	59 68
												246	A	Morgan St.	59 50
												257	A	Omaha	42 57
												265	A	Seattle	63 69
												265	H	Seattle	64 43
												292	A	Towson	47 70
												304	H	Denver	68 58
												325	H	North Florida	55 62
												341	A	Chicago St.	72 77
LAST 12 Division I GAMES:															
				97	A	New Mexico St.	74 78					341	A	Chicago St.	72 77
				206	H	Utah Valley	44 58					242	A	Grand Canyon	63 57
				242	H	Grand Canyon	59 68					206	A	Utah Valley	71 79
				211	A	UTRGV	59 57					211	H	UTRGV	53 62
				265	H	Seattle	64 43					97	H	New Mexico St.	62 68
				219	H	CSU Bakersfield	68 78					219	A	CSU Bakersfield	56 40

Non-Div I Games: Stephens College 76 46 Bethany (KS) 64 51

UMKC

Loss, Non-Conf, S Site, H Home A Away N Neutral

Average RPI Win: <b>297</b>	WON-LOST	WINNING	LAST 10	STRENGTH OF	OPP. STRENGTH	TEAM	ADJ.	CONF.	ADJ CONF.
Average RPI Loss: <b>174</b>	RECORD	PCT. RANK	GAMES	SCHEDULE	OF SCHEDULE	RPI	RPI	RPI	RPI
DIV. I ONLY	<b>4- 24</b>	<b>332</b>	<b>1- 9</b>	<b>218</b>	<b>231</b>	<b>317</b>	<b>317</b>	<b>15</b>	<b>15</b>
DIV. I NON-CONF.	<b>3- 9</b>	<b>272</b>	<b>0- 0</b>	<b>271</b>	<b>271</b>	<b>295</b>	<b>295</b>	<b>18</b>	<b>18</b>
TOTALS	RPI 1-25	RPI 26-50	W-L RECORDS	RPI 51-100	RPI 101-150	RPI 150+			
4- 24	0- 1	0- 1	OVERALL	0- 4	0- 1	4- 17			
2- 10	0- 0	0- 0	HOME	0- 2	0- 0	2- 8			
2- 14	0- 0	0- 0	AWAY	0- 0	0- 0	2- 0			
0- 0	0- 0	0- 0	NEUTRAL	0- 0	0- 0	0- 0			
3- 9	0- 1	0- 1	NON-CONFERENCE	0- 0	0- 1	3- 6			
2- 2	0- 0	0- 0	HOME	0- 0	0- 0	2- 2			
1- 7	0- 1	0- 1	AWAY	0- 0	0- 1	1- 4			
0- 0	0- 0	0- 0	NEUTRAL	0- 0	0- 0	0- 0			
1- 15	0- 0	0- 0	CONFERENCE	0- 4	0- 0	1- 11			
0- 8	0- 0	0- 0	HOME	0- 2	0- 0	0- 6			
1- 7	0- 0	0- 0	AWAY	0- 2	0- 0	1- 5			
0- 0	0- 0	0- 0	NEUTRAL	0- 0	0- 0	0- 0			

RPI 1-25				RPI 26-50				RPI 51-100				RPI 101+ Team's RPI: 317			
RPI	S	Opponent	Score	RPI	S	Opponent	Score	RPI	S	Opponent	Score	RPI	S	Opponent	Score
11	A	Maryland	53 <b>102</b>	33	A	Miami (FL)	53 <b>84</b>	52	A	Albany (NY)	57 <b>88</b>	115	A	Boston College	55 <b>66</b>
								52	H	Albany (NY)	55 <b>85</b>	160	A	Stony Brook	46 <b>60</b>
								69	A	Maine	44 <b>74</b>	160	H	Stony Brook	50 <b>64</b>
								69	H	Maine	46 <b>73</b>	176	A	UMBC	52 <b>68</b>
												176	H	UMBC	44 <b>68</b>
												205	A	Hartford	59 <b>72</b>
												205	H	Hartford	70 <b>75</b>
												209	A	Massachusetts	58 <b>84</b>
												216	A	Rhode Island	64 <b>72</b>
												231	H	Bryant	64 <b>83</b>
												233	A	Binghamton	52 <b>55</b>
												233	H	Binghamton	70 <b>75</b>
												235	H	Columbia	57 <b>67</b>
												239	A	New Hampshire	61 <b>65</b>
												239	H	New Hampshire	55 <b>63</b>
												250	H	Holy Cross	75 67
												275	A	Central Conn. St.	53 <b>64</b>
												282	A	Vermont	68 66
												282	H	Vermont	51 <b>59</b>
												309	A	FIU	68 <b>71</b>
												312	A	Fairleigh Dickinson	78 67
												344	H	Boston U.	70 57
LAST 12 Division I GAMES:															
52	A	Albany (NY)	57 <b>88</b>	160	A	Stony Brook	46 <b>60</b>	52	H	Hartford	70 <b>75</b>	52	H	Albany (NY)	55 <b>85</b>
233	A	Binghamton	52 <b>55</b>	205	H	Hartford	70 <b>75</b>	233	H	Binghamton	70 <b>75</b>	239	A	New Hampshire	61 <b>65</b>
239	H	New Hampshire	55 <b>63</b>	239	A	New Hampshire	61 <b>65</b>	282	H	Vermont	51 <b>59</b>				
176	A	UMBC	52 <b>68</b>												
69	H	Maine	46 <b>73</b>												
282	A	Vermont	68 66												

Non-Div I Games:

UMass Lowell

■ Loss, 
 ■ Non-Conf, 
 ■ S Site, 
 ■ H Home 
 ■ A Away 
 N Neutral

## UNC Asheville

Through Games Of Feb. 29, 2016

Average RPI Win:	261	WON-LOST	WINNING	LAST 10	STRENGTH OF	OPP. STRENGTH	TEAM	ADJ.	CONF.	ADJ CONF.
Average RPI Loss:	194	RECORD	PCT. RANK	GAMES	SCHEDULE	OF SCHEDULE	RPI	RPI	RPI	RPI
DIV. I ONLY	19- 6	43	8- 2	330	294	136	136	28	28	
DIV. I NON-CONF.	5- 2	86	0- 0	343	286	188	188	29	29	
TOTALS	RPI 1-25	RPI 26-50	W-L RECORDS	RPI 51-100	RPI 101-150	RPI 150+				
19- 6	0- 0	0- 0	OVERALL	0- 0	1- 1	18- 5				
9- 2	0- 0	0- 0	HOME	0- 0	1- 0	8- 2				
10- 4	0- 0	0- 0	AWAY	0- 0	0- 0	10- 0				
0- 0	0- 0	0- 0	NEUTRAL	0- 0	0- 0	0- 0				
5- 2	0- 0	0- 0	NON-CONFERENCE	0- 0	0- 0	5- 2				
3- 0	0- 0	0- 0	HOME	0- 0	0- 0	3- 0				
2- 2	0- 0	0- 0	AWAY	0- 0	0- 0	2- 2				
0- 0	0- 0	0- 0	NEUTRAL	0- 0	0- 0	0- 0				
14- 4	0- 0	0- 0	CONFERENCE	0- 0	1- 1	13- 3				
6- 2	0- 0	0- 0	HOME	0- 0	1- 0	5- 2				
8- 2	0- 0	0- 0	AWAY	0- 0	0- 1	8- 1				
0- 0	0- 0	0- 0	NEUTRAL	0- 0	0- 0	0- 0				

RPI 1-25			RPI 26-50			RPI 51-100			RPI 101+			Team's RPI: 136
RPI	S	Opponent	Score	RPI	S	Opponent	Score	RPI	S	Opponent	Score	
								116	A	Liberty	53	71
								116	H	Liberty	56	51
								158	A	ETSU	68	74
								186	A	Gardner-Webb	51	57
								186	H	Gardner-Webb	56	58
								201	A	Radford	54	46
								201	H	Radford	58	48
								208	H	USC Upstate	68	59
								220	H	Furman	84	71
								223	A	Presbyterian	72	63
								223	H	Presbyterian	68	59
								247	A	High Point	82	81
								248	A	Clemson	49	67
								270	A	Campbell	72	58
								270	H	Campbell	56	64
								272	A	Coastal Caro.	63	52
								272	H	Coastal Caro.	77	69
								297	A	Charleston So.	58	50
								302	A	Wofford	70	63
								303	A	Western Caro.	67	45
								310	H	UNCG	95	52
								321	A	Longwood	61	54
								321	H	Longwood	81	42
								327	A	Winthrop	67	59
								327	H	Winthrop	63	55
LAST 12 Division I GAMES:												
270	H	Campbell	56	64	327	A	Winthrop	67	59			
186	A	Gardner-Webb	51	57	201	A	Radford	54	46			
201	H	Radford	58	48	223	H	Presbyterian	68	59			
116	H	Liberty	56	51	247	A	High Point	82	81			
321	A	Longwood	61	54	186	H	Gardner-Webb	56	58			
272	H	Coastal Caro.	77	69	321	H	Longwood	81	42			

Non-Div I Games: Montreat 89 41 Warren Wilson 108 47

UNC Asheville

Loss, Non-Conf, S Site, H Home A Away N Neutral

Average RPI Win:	301	WON-LOST	WINNING	LAST 10	STRENGTH OF	OPP. STRENGTH	TEAM	ADJ.	CONF.	ADJ CONF.
Average RPI Loss:	169	RECORD	PCT. RANK	GAMES	SCHEDULE	OF SCHEDULE	RPI	RPI	RPI	RPI
DIV. I ONLY	6- 20	301	0- 10	250	256	310	310	17	17	
DIV. I NON-CONF.	6- 6	160	0- 0	239	338	204	204	15	15	
TOTALS	RPI 1-25	RPI 26-50	W-L RECORDS	RPI 51-100	RPI 101-150	RPI 150+				
6- 20	0- 1	0- 2	OVERALL	0- 1	0- 5	6- 11				
4- 8	0- 0	0- 1	HOME	0- 0	0- 2	4- 5				
1- 12	0- 1	0- 1	AWAY	0- 1	0- 3	1- 6				
1- 0	0- 0	0- 0	NEUTRAL	0- 0	0- 0	1- 0				
6- 6	0- 1	0- 0	NON-CONFERENCE	0- 1	0- 1	6- 3				
4- 1	0- 0	0- 0	HOME	0- 0	0- 0	4- 1				
1- 5	0- 1	0- 0	AWAY	0- 1	0- 1	1- 2				
1- 0	0- 0	0- 0	NEUTRAL	0- 0	0- 0	1- 0				
0- 14	0- 0	0- 2	CONFERENCE	0- 0	0- 4	0- 8				
0- 7	0- 0	0- 1	HOME	0- 0	0- 2	0- 4				
0- 7	0- 0	0- 1	AWAY	0- 0	0- 2	0- 4				
0- 0	0- 0	0- 0	NEUTRAL	0- 0	0- 0	0- 0				

RPI 1-25				RPI 26-50				RPI 51-100				RPI 101+ Team's RPI: 310			
RPI	S	Opponent	Score	RPI	S	Opponent	Score	RPI	S	Opponent	Score	RPI	S	Opponent	Score
4	A	South Carolina	44 92	44	A	Chattanooga	61 72	83	A	Tulane	53 74	108	A	Samford	49 80
				44	H	Chattanooga	53 74					108	H	Samford	52 57
												110	A	Mercer	47 81
												110	H	Mercer	78 86
												136	A	UNC Asheville	52 95
												158	A	ETSU	73 89
												158	H	ETSU	77 80
												186	A	Gardner-Webb	57 59
												208	A	USC Upstate	61 84
												220	A	Furman	71 85
												220	H	Furman	59 75
												247	H	High Point	82 72
												274	N	Cleveland St.	55 51
												280	H	Tennessee Tech	64 73
												287	H	UMES	71 51
												302	A	Wofford	64 104
												302	H	Wofford	56 58
												303	A	Western Caro.	72 84
												303	H	Western Caro.	80 84
												321	H	Longwood	81 60
												330	A	New Orleans	81 79
												348	H	N.C. Central	103 56
LAST 12 Division I GAMES:															
303	H	Western Caro.	80 84	108	A	Samford	49 80								
302	A	Wofford	64 104	303	A	Western Caro.	72 84								
220	A	Furman	71 85	220	H	Furman	59 75								
158	H	ETSU	77 80	302	H	Wofford	56 58								
44	H	Chattanooga	53 74	44	A	Chattanooga	61 72								
110	A	Mercer	47 81	158	A	ETSU	73 89								

Non-Div I Games: Barton 82 55 Pfeiffer 71 52 Francis Marion 63 66

UNCG

Loss, Non-Conf, S Site, H Home A Away N Neutral

RPI 1-25				RPI 26-50				RPI 51-100				RPI 101+ Team's RPI: 264			
RPI	S	Opponent	Score	RPI	S	Opponent	Score	RPI	S	Opponent	Score	RPI	S	Opponent	Score
				39	A	James Madison	40 60	51	A	Duke	56 78	146	H	Jacksonville	51 49
				39	H	James Madison	41 77	75	A	Hofstra	38 62	159	A	Northeastern	52 69
				43	H	Ohio	59 75	75	H	Hofstra	64 68	159	H	Northeastern	66 72
				44	H	Chattanooga	33 61	81	A	Drexel	60 66	165	A	Delaware	59 67
								81	H	Drexel	57 71	165	H	Delaware	44 56
								84	A	VCU	45 58	174	H	Davidson	50 77
								93	A	Elon	53 70	192	H	Stetson	49 52
								93	H	Elon	60 67	198	A	William & Mary	65 77
												198	H	William & Mary	59 44
												200	A	Richmond	53 63
												227	H	Col. of Charleston	53 64
												292	A	Towson	52 49
												292	H	Towson	53 51
												325	A	North Florida	63 47
												347	A	Norfolk St.	61 57
LAST 12 Division I GAMES:															
				165	H	Delaware	44 56	198	H	William & Mary	59 44				
				39	H	James Madison	41 77	81	H	Drexel	57 71				
				159	A	Northeastern	52 69	39	A	James Madison	40 60				
				75	A	Hofstra	38 62	292	H	Towson	53 51				
				81	A	Drexel	60 66	93	A	Elon	53 70				
				159	H	Northeastern	66 72	198	A	William & Mary	65 77				

UNCW

Page 318

U  
N  
IU  
N  
I

UNI

Page 319

Average RPI Win:	269	WON-LOST	WINNING	LAST 10	STRENGTH OF	OPP. STRENGTH	TEAM	ADJ.	CONF.	ADJ CONF.
Average RPI Loss:	134	RECORD	PCT. RANK	GAMES	SCHEDULE	OF SCHEDULE	RPI	RPI	RPI	RPI
DIV. I ONLY	14- 13	161	4- 6	268	222	204	204	19	19	
DIV. I NON-CONF.	6- 4	125	0- 0	285	229	191	191	20	20	
TOTALS	RPI 1-25	RPI 26-50	W-L RECORDS	RPI 51-100	RPI 101-150	RPI 150+				
14- 13	0- 1	0- 2	OVERALL	0- 1	0- 4	14- 5				
10- 3	0- 0	0- 1	HOME	0- 0	0- 2	10- 0				
4- 9	0- 0	0- 1	AWAY	0- 1	0- 2	4- 5				
0- 1	0- 1	0- 0	NEUTRAL	0- 0	0- 0	0- 0				
6- 4	0- 1	0- 0	NON-CONFERENCE	0- 1	0- 2	6- 0				
4- 1	0- 0	0- 0	HOME	0- 0	0- 1	4- 0				
2- 2	0- 0	0- 0	AWAY	0- 1	0- 1	2- 0				
0- 1	0- 1	0- 0	NEUTRAL	0- 0	0- 0	0- 0				
8- 9	0- 0	0- 2	CONFERENCE	0- 0	0- 2	8- 5				
6- 2	0- 0	0- 1	HOME	0- 0	0- 1	6- 0				
2- 7	0- 0	0- 1	AWAY	0- 0	0- 1	2- 5				
0- 0	0- 0	0- 0	NEUTRAL	0- 0	0- 0	0- 0				

RPI S	Opponent	Score	RPI S	Opponent	Score	RPI S	Opponent	Score	RPI S	Opponent	Score	Team's RPI: 204
22 N	UTEP	52 60	45 A	Colorado St.	52 83	55 A	Southern California	42 73	106 H	Drake	68 76	
			45 H	Colorado St.	56 64				128 A	Fresno St.	54 58	
									128 H	Fresno St.	52 57	
									135 A	Long Beach St.	63 67	
									151 A	Boise St.	56 75	
									151 H	Boise St.	78 68	
									181 A	New Mexico	53 67	
									181 H	New Mexico	57 48	
									183 H	George Mason	67 59	
									194 A	San Jose St.	61 69	
									218 H	Utah St.	46 38	
									238 A	Wyoming	57 80	
									238 H	Wyoming	66 37	
									245 A	San Diego St.	55 41	
									278 H	Pepperdine	83 63	
									286 A	Houston	63 60	
									315 A	A&M-Corpus Christi	65 51	
									318 A	Nevada	65 71	
									318 H	Nevada	65 59	
									329 H	Southern Utah	79 44	
									340 H	UC Irvine	72 52	
									343 A	Air Force	60 56	
									343 H	Air Force	62 51	
LAST 12 Division I GAMES:												
238 A	Wyoming	57 80	128 H	Fresno St.	52 57							
151 H	Boise St.	78 68	181 H	New Mexico	57 48							
318 A	Nevada	65 71	245 A	San Diego St.	55 41							
343 H	Air Force	62 51	151 A	Boise St.	56 75							
45 A	Colorado St.	52 83	318 H	Nevada	65 59							
194 A	San Jose St.	61 69	218 H	Utah St.	46 38							

Non-Div I Games: Cal St. San Marcos 62 43

UNLV

■ Loss, 
 ■ Non-Conf, 
 ■ S Site, 
 ■ Home 
 ■ A Away 
 N Neutral



Average RPI Win:	306	WON-LOST	WINNING	LAST 10	STRENGTH OF	OPP. STRENGTH	TEAM	ADJ.	CONF.	ADJ CONF.
Average RPI Loss:	133	RECORD	PCT. RANK	GAMES	SCHEDULE	OF SCHEDULE	RPI	RPI	RPI	RPI
DIV. I ONLY	16- 10	109	8- 2	339	290	208	208	29	29	
DIV. I NON-CONF.	6- 6	160	0- 0	339	300	253	253	28	28	
TOTALS	RPI 1-25	RPI 26-50	W-L RECORDS	RPI 51-100	RPI 101-150	RPI 150+				
16- 10	0- 0	0- 0	OVERALL	0- 4	0- 4	16- 2				
8- 3	0- 0	0- 0	HOME	0- 1	0- 1	8- 1				
8- 7	0- 0	0- 0	AWAY	0- 3	0- 3	8- 1				
0- 0	0- 0	0- 0	NEUTRAL	0- 0	0- 0	0- 0				
6- 6	0- 0	0- 0	NON-CONFERENCE	0- 2	0- 2	6- 2				
3- 1	0- 0	0- 0	HOME	0- 0	0- 0	3- 1				
3- 5	0- 0	0- 0	AWAY	0- 2	0- 2	3- 1				
0- 0	0- 0	0- 0	NEUTRAL	0- 0	0- 0	0- 0				
10- 4	0- 0	0- 0	CONFERENCE	0- 2	0- 2	10- 0				
5- 2	0- 0	0- 0	HOME	0- 1	0- 1	5- 0				
5- 2	0- 0	0- 0	AWAY	0- 1	0- 1	5- 0				
0- 0	0- 0	0- 0	NEUTRAL	0- 0	0- 0	0- 0				

RPI 1-25				RPI 26-50				RPI 51-100				RPI 101+ Team's RPI: 208					
RPI	S	Opponent	Score	RPI	S	Opponent	Score	RPI	S	Opponent	Score	RPI	S	Opponent	Score		
								61	A	FGCU	43	54	136	A	UNC Asheville	59	68
								61	H	FGCU	44	56	137	A	North Carolina	40	80
								68	A	Michigan	61	119	146	A	Jacksonville	69	75
								70	A	Georgia Tech	46	87	146	H	Jacksonville	43	49
													192	A	Stetson	61	56
													192	H	Stetson	73	58
													220	H	Furman	63	75
													287	A	UMES	59	78
													289	A	Kennesaw St.	61	53
													289	H	Kennesaw St.	66	57
													303	H	Western Caro.	68	59
													305	A	Morehead St.	86	72
													310	H	UNCG	84	61
													314	A	IPFW	84	81
													325	A	North Florida	75	61
													325	H	North Florida	69	54
													334	A	Lipscomb	81	54
													334	H	Lipscomb	93	71
													345	A	NJIT	58	41
													345	H	NJIT	67	47
													347	A	Norfolk St.	82	62
													348	H	N.C. Central	68	46
LAST 12 Division I GAMES:																	
				345	H	NJIT	67	47					334	H	Lipscomb	93	71
				146	A	Jacksonville	69	75					289	H	Kennesaw St.	66	57
				325	A	North Florida	75	61					334	A	Lipscomb	81	54
				61	H	FGCU	44	56					325	H	North Florida	69	54
				192	H	Stetson	73	58					146	H	Jacksonville	43	49
				289	A	Kennesaw St.	61	53					192	A	Stetson	61	56

Non-Div I Games: Southern Wesleyan 84 51 Mars Hill 81 65 Bob Jones 96 46

USC Upstate

Loss, Non-Conf, S Site, H Home A Away N Neutral

Average RPI Win:	250	WON-LOST	WINNING	LAST 10	STRENGTH OF	OPP. STRENGTH	TEAM	ADJ.	CONF.	ADJ CONF.
Average RPI Loss:	107	RECORD	PCT. RANK	GAMES	SCHEDULE	OF SCHEDULE	RPI	RPI	RPI	RPI
DIV. I ONLY	12- 14	196	6- 4	99	191	144	144	16	16	
DIV. I NON-CONF.	4- 5	193	0- 0	16	121	93	93	14	14	
TOTALS	RPI 1-25	RPI 26-50	W-L RECORDS	RPI 51-100	RPI 101-150	RPI 150+				
12- 14	0- 1	0- 5	OVERALL	0- 0	1- 4	11- 4				
4- 7	0- 0	0- 3	HOME	0- 0	1- 2	3- 2				
8- 7	0- 1	0- 2	AWAY	0- 0	0- 2	8- 2				
0- 0	0- 0	0- 0	NEUTRAL	0- 0	0- 0	0- 0				
4- 5	0- 1	0- 3	NON-CONFERENCE	0- 0	1- 0	3- 1				
1- 3	0- 0	0- 2	HOME	0- 0	1- 0	0- 1				
3- 2	0- 1	0- 1	AWAY	0- 0	0- 0	3- 0				
0- 0	0- 0	0- 0	NEUTRAL	0- 0	0- 0	0- 0				
8- 9	0- 0	0- 2	CONFERENCE	0- 0	0- 4	8- 3				
3- 4	0- 0	0- 1	HOME	0- 0	0- 2	3- 1				
5- 5	0- 0	0- 1	AWAY	0- 0	0- 2	5- 2				
0- 0	0- 0	0- 0	NEUTRAL	0- 0	0- 0	0- 0				

RPI 1-25				RPI 26-50				RPI 51-100				RPI 101+ Team's RPI: 144			
RPI	S	Opponent	Score	RPI	S	Opponent	Score	RPI	S	Opponent	Score	RPI	S	Opponent	Score
2	A	Baylor	20 62	36	H	Seton Hall	54 61					121	A	Little Rock	43 49
				37	A	Arkansas St.	44 66					121	H	Little Rock	55 59
				37	H	Arkansas St.	71 78					133	A	La.-Lafayette	52 63
				42	H	Western Ky.	64 73					133	H	La.-Lafayette	42 59
				46	A	Kansas St.	41 61					146	H	Jacksonville	56 54
												153	H	McNeese St.	57 63
												167	A	Troy	71 88
												197	A	South Ala.	55 59
												203	A	Stephen F. Austin	67 63
												214	A	Texas St.	80 48
												244	A	Houston Baptist	64 40
												261	A	Appalachian St.	76 45
												261	H	Appalachian St.	65 58
												263	A	UTSA	51 47
												269	A	Georgia St.	74 45
												269	H	Georgia St.	63 68
												279	A	La.-Monroe	60 50
												279	H	La.-Monroe	40 32
												290	A	Ga. Southern	53 41
												290	H	Ga. Southern	70 31
LAST 12 Division I GAMES:															
				37	A	Arkansas St.	44 66	269	A	Georgia St.	74 45				
				121	A	Little Rock	43 49	290	A	Ga. Southern	53 41				
				279	H	La.-Monroe	40 32	133	A	La.-Lafayette	52 63				
				133	H	La.-Lafayette	42 59	279	A	La.-Monroe	60 50				
				261	H	Appalachian St.	65 58	121	H	Little Rock	55 59				
				214	A	Texas St.	80 48	37	H	Arkansas St.	71 78				

Non-Div I Games: Missouri Valley 96 30

UT Arlington

■ Loss, 
 ■ Non-Conf, S Site, 
 ■ Home 
 ■ Away 
 N Neutral

Average RPI Win: <b>227</b>	WON-LOST	WINNING	LAST 10	STRENGTH OF	OPP. STRENGTH	TEAM	ADJ.	CONF.	ADJ CONF.
Average RPI Loss: <b>106</b>	RECORD	PCT. RANK	GAMES	SCHEDULE	OF SCHEDULE	RPI	RPI	RPI	RPI
DIV. I ONLY	21- 8	58	9- 1	235	178	89	89	24	24
DIV. I NON-CONF.	7- 6	156	0- 0	112	37	101	101	24	24
TOTALS	RPI 1-25	RPI 26-50	W-L RECORDS	RPI 51-100	RPI 101-150	RPI 150+			
21- 8	0- 1	0- 2	OVERALL	1- 2	6- 0	14- 3			
11- 1	0- 0	0- 1	HOME	1- 0	3- 0	7- 0			
9- 7	0- 1	0- 1	AWAY	0- 2	2- 0	7- 3			
1- 0	0- 0	0- 0	NEUTRAL	0- 0	1- 0	0- 0			
7- 6	0- 1	0- 2	NON-CONFERENCE	0- 2	4- 0	3- 1			
3- 1	0- 0	0- 1	HOME	0- 0	2- 0	1- 0			
3- 5	0- 1	0- 1	AWAY	0- 2	1- 0	2- 1			
1- 0	0- 0	0- 0	NEUTRAL	0- 0	1- 0	0- 0			
14- 2	0- 0	0- 0	CONFERENCE	1- 0	2- 0	11- 2			
8- 0	0- 0	0- 0	HOME	1- 0	1- 0	6- 0			
6- 2	0- 0	0- 0	AWAY	0- 0	1- 0	5- 2			
0- 0	0- 0	0- 0	NEUTRAL	0- 0	0- 0	0- 0			

RPI 1-25				RPI 26-50				RPI 51-100				Team's RPI: 89	RPI 101+			
RPI	S	Opponent	Score	RPI	S	Opponent	Score	RPI	S	Opponent	Score		RPI	S	Opponent	Score
14	A	Louisville	66 88	37	H	Arkansas St.	74 76	63	A	Iowa	56 62		108	H	Samford	52 50
				44	A	Chattanooga	46 61	79	A	Vanderbilt	61 64		113	N	North Dakota	84 58
								91	H	Belmont	81 79		129	A	Southern Ill.	70 63
													143	H	Alabama	83 65
													148	A	SIUE	85 79
													148	H	SIUE	86 50
													163	A	Illinois	74 94
													185	A	Eastern Ky.	61 70
													221	A	Cincinnati	63 57
													224	A	Southeast Mo. St.	84 74
													224	H	Southeast Mo. St.	95 65
													253	H	Tennessee St.	77 50
													266	A	Austin Peay	70 80
													266	H	Austin Peay	75 51
													268	A	Murray St.	70 49
													268	H	Murray St.	92 62
													276	H	Miami (OH)	74 47
													280	H	Tennessee Tech	67 53
													294	A	Jacksonville St.	63 53
													305	A	Morehead St.	85 67
													333	A	Evansville	75 48
													339	A	Eastern Ill.	65 39
													339	H	Eastern Ill.	91 52
LAST 12 Division I GAMES:																
268	A	Murray St.	70 49	148	A	SIUE	85 79									
339	H	Eastern Ill.	91 52	266	H	Austin Peay	75 51									
148	H	SIUE	86 50	268	H	Murray St.	92 62									
91	H	Belmont	81 79	253	H	Tennessee St.	77 50									
266	A	Austin Peay	70 80	224	A	Southeast Mo. St.	84 74									
224	H	Southeast Mo. St.	95 65	339	A	Eastern Ill.	65 39									

Non-Div I Games:

UT Martin

■ Loss, 
■ Non-Conf, S Site, 
■ Home 
■ Away 
N Neutral

Average RPI Win: <b>179</b>	WON-LOST	WINNING	LAST 10	STRENGTH OF	OPP. STRENGTH	TEAM	ADJ.	CONF.	ADJ CONF.
Average RPI Loss: <b>145</b>	RECORD	PCT. RANK	GAMES	SCHEDULE	OF SCHEDULE	RPI	RPI	RPI	RPI
DIV. I ONLY	<b>24- 2</b>	<b>6</b>	<b>9- 1</b>	<b>140</b>	<b>173</b>	<b>22</b>	<b>22</b>	<b>12</b>	<b>12</b>
DIV. I NON-CONF.	<b>8- 1</b>	<b>23</b>	<b>0- 0</b>	<b>79</b>	<b>319</b>	<b>18</b>	<b>18</b>	<b>11</b>	<b>11</b>
TOTALS	RPI 1-25	RPI 26-50	W-L RECORDS	RPI 51-100	RPI 101-150	RPI 150+			
24- 2	0- 0	2- 0	OVERALL	3- 0	1- 1	18- 1			
15- 0	0- 0	1- 0	HOME	2- 0	1- 0	11- 0			
8- 2	0- 0	1- 0	AWAY	1- 0	0- 1	6- 1			
1- 0	0- 0	0- 0	NEUTRAL	0- 0	0- 0	1- 0			
8- 1	0- 0	1- 0	NON-CONFERENCE	1- 0	0- 1	6- 0			
6- 0	0- 0	1- 0	HOME	0- 0	0- 0	5- 0			
1- 1	0- 0	0- 0	AWAY	1- 0	0- 1	0- 0			
1- 0	0- 0	0- 0	NEUTRAL	0- 0	0- 0	1- 0			
16- 1	0- 0	1- 0	CONFERENCE	2- 0	1- 0	12- 1			
9- 0	0- 0	0- 0	HOME	2- 0	1- 0	6- 0			
7- 1	0- 0	1- 0	AWAY	0- 0	0- 0	6- 1			
0- 0	0- 0	0- 0	NEUTRAL	0- 0	0- 0	0- 0			

RPI S	Opponent	Score	RPI S	Opponent	Score	RPI S	Opponent	Score	RPI S	Opponent	Score
42	A Western Ky.	85 78	49	H UC Riverside	68 57	60	H Middle Tenn.	84 73	135	A Long Beach St.	40 47
						77	H Charlotte	94 91	147	H UAB	62 54
						97	A New Mexico St.	71 65	152	A Southern Miss.	57 54
									152	H Southern Miss.	72 64
									154	H Old Dominion	70 64
									155	A Marshall	64 79
									168	A Louisiana Tech	72 65
									168	H Louisiana Tech	86 80
									178	A Fla. Atlantic	78 66
									178	H Fla. Atlantic	75 47
									180	H Hampton	78 54
									181	H New Mexico	70 62
									204	N UNLV	60 52
									225	A Rice	60 54
									234	H Idaho St.	67 54
									236	A North Texas	75 67
									244	H Houston Baptist	98 63
									263	H UTSA	62 55
									291	H Northern Ariz.	77 66
									309	A FIU	69 57
									309	H FIU	70 52
LAST 12 Division I GAMES:											
77	H Charlotte	94 91	42	A Western Ky.	85 78						
154	H Old Dominion	70 64	155	A Marshall	64 79						
168	A Louisiana Tech	72 65	168	H Louisiana Tech	86 80						
152	A Southern Miss.	57 54	152	H Southern Miss.	72 64						
178	H Fla. Atlantic	75 47	309	A FIU	69 57						
309	H FIU	70 52	178	A Fla. Atlantic	78 66						

Non-Div I Games: Tex. Permian Basin 86 32

UTEP

■ Loss, 
 ■ Non-Conf, 
 ■ S Site, 
 ■ H Home 
 ■ A Away 
 N Neutral

Average RPI Win: <b>274</b>	WON-LOST	WINNING	LAST 10	STRENGTH OF	OPP. STRENGTH	TEAM	ADJ.	CONF.	ADJ CONF.
Average RPI Loss: <b>152</b>	RECORD	PCT. RANK	GAMES	SCHEDULE	OF SCHEDULE	RPI	RPI	RPI	RPI
DIV. I ONLY	13- 12	157	5- 5	324	208	211	211	27	27
DIV. I NON-CONF.	5- 7	198	0- 0	268	113	185	185	25	25
TOTALS	RPI 1-25	RPI 26-50	W-L RECORDS	RPI 51-100	RPI 101-150	RPI 150+			
13- 12	0- 2	0- 1	OVERALL	0- 3	0- 0	13- 6			
5- 3	0- 0	0- 0	HOME	0- 1	0- 0	5- 2			
7- 8	0- 2	0- 1	AWAY	0- 2	0- 0	7- 3			
1- 1	0- 0	0- 0	NEUTRAL	0- 0	0- 0	1- 1			
5- 7	0- 2	0- 1	NON-CONFERENCE	0- 2	0- 0	5- 2			
1- 0	0- 0	0- 0	HOME	0- 0	0- 0	1- 0			
3- 6	0- 2	0- 1	AWAY	0- 2	0- 0	3- 1			
1- 1	0- 0	0- 0	NEUTRAL	0- 0	0- 0	1- 1			
8- 5	0- 0	0- 0	CONFERENCE	0- 1	0- 0	8- 4			
4- 3	0- 0	0- 0	HOME	0- 1	0- 0	4- 2			
4- 2	0- 0	0- 0	AWAY	0- 0	0- 0	4- 2			
0- 0	0- 0	0- 0	NEUTRAL	0- 0	0- 0	0- 0			

RPI 1-25				RPI 26-50				RPI 51-100				RPI 101+ Team's RPI: 211			
RPI	S	Opponent	Score	RPI	S	Opponent	Score	RPI	S	Opponent	Score	RPI	S	Opponent	Score
16	A	Syracuse	32 91	46	A	Kansas St.	43 61	86	A	Eastern Mich.	56 78	161	N	East Carolina	59 70
24	A	Oklahoma St.	54 78					88	A	TCU	67 71	193	N	Cal Poly	66 58
								97	H	New Mexico St.	57 68	206	A	Utah Valley	57 71
												206	H	Utah Valley	61 48
												219	A	CSU Bakersfield	66 80
												219	H	CSU Bakersfield	60 46
												242	A	Grand Canyon	68 66
												242	H	Grand Canyon	52 28
												265	A	Seattle	76 71
												265	H	Seattle	71 74
												267	A	UC Santa Barbara	62 60
												286	A	Houston	55 45
												295	A	UMKC	62 53
												295	H	UMKC	57 59
												315	A	A&M-Corpus Christi	46 49
												335	A	Incarinate Word	68 50
												335	H	Incarinate Word	60 47
												341	A	Chicago St.	64 56
												341	H	Chicago St.	78 56
LAST 12 Division I GAMES:															
341	H	Chicago St.	78 56	97	H	New Mexico St.	57 68	265	H	Seattle	71 74				
219	A	CSU Bakersfield	66 80	219	H	CSU Bakersfield	60 46	295	A	UMKC	62 53				
265	A	Seattle	76 71	341	A	Chicago St.	64 56	206	H	Utah Valley	61 48				
295	H	UMKC	57 59												
242	A	Grand Canyon	68 66												
206	A	Utah Valley	57 71												

Non-Div I Games: Concordia (TX) 90 44 Evangel 75 60 Texas Lutheran 90 38

UTRGV

Loss, Non-Conf, S Site, H Home A Away N Neutral

Average RPI Win: <b>215</b>	WON-LOST	WINNING	LAST 10	STRENGTH OF	OPP. STRENGTH	TEAM	ADJ.	CONF.	ADJ CONF.
Average RPI Loss: <b>140</b>	RECORD	PCT. RANK	GAMES	SCHEDULE	OF SCHEDULE	RPI	RPI	RPI	RPI
DIV. I ONLY	7- 18	287	3- 7	134	142	263	263	12	12
DIV. I NON-CONF.	2- 6	272	0- 0	58	247	238	238	11	11
TOTALS	RPI 1-25	RPI 26-50	W-L RECORDS	RPI 51-100	RPI 101-150	RPI 150+			
7- 18	0- 2	0- 2	OVERALL	0- 3	1- 1	6- 10			
6- 6	0- 0	0- 0	HOME	0- 2	1- 1	5- 3			
1- 12	0- 2	0- 2	AWAY	0- 1	0- 0	1- 7			
0- 0	0- 0	0- 0	NEUTRAL	0- 0	0- 0	0- 0			
2- 6	0- 1	0- 1	NON-CONFERENCE	0- 1	0- 1	2- 2			
2- 2	0- 0	0- 0	HOME	0- 0	0- 1	2- 1			
0- 4	0- 1	0- 1	AWAY	0- 1	0- 0	0- 1			
0- 0	0- 0	0- 0	NEUTRAL	0- 0	0- 0	0- 0			
5- 12	0- 1	0- 1	CONFERENCE	0- 2	1- 0	4- 8			
4- 4	0- 0	0- 0	HOME	0- 2	1- 0	3- 2			
1- 8	0- 1	0- 1	AWAY	0- 0	0- 0	1- 6			
0- 0	0- 0	0- 0	NEUTRAL	0- 0	0- 0	0- 0			

RPI 1-25				RPI 26-50				RPI 51-100				RPI 101+ Team's RPI: 263			
RPI	S	Opponent	Score	RPI	S	Opponent	Score	RPI	S	Opponent	Score	RPI	S	Opponent	Score
6	A	Texas	53 90	35	A	Oklahoma	41 80	60	H	Middle Tenn.	63 74	144	H	UT Arlington	47 51
22	A	UTEP	55 62	42	A	Western Ky.	65 72	74	A	Abilene Christian	60 79	147	H	UAB	54 52
								77	H	Charlotte	54 64	152	A	Southern Miss.	53 65
												152	H	Southern Miss.	47 41
												154	H	Old Dominion	70 67
												155	A	Marshall	76 80
												168	A	Louisiana Tech	66 75
												168	H	Louisiana Tech	72 82
												178	A	Fla. Atlantic	51 64
												178	H	Fla. Atlantic	57 54
												214	A	Texas St.	64 72
												225	A	Rice	48 49
												236	A	North Texas	58 68
												244	H	Houston Baptist	79 50
												249	H	Texas Southern	44 59
												309	A	FIU	63 52
												309	H	FIU	54 59
												323	H	Illinois St.	77 51
LAST 12 Division I GAMES:															
154	H	Old Dominion	70 67	155	A	Marshall	76 80								
77	H	Charlotte	54 64	42	A	Western Ky.	65 72								
152	A	Southern Miss.	53 65	152	H	Southern Miss.	47 41								
168	A	Louisiana Tech	66 75	168	H	Louisiana Tech	72 82								
309	H	FIU	54 59	178	A	Fla. Atlantic	51 64								
178	H	Fla. Atlantic	57 54	309	A	FIU	63 52								

Non-Div I Games: Howard Payne 106 65 Tex. A&M-Kingsville88 51

UTSA

Loss, Non-Conf, S Site, H Home A Away N Neutral

Average RPI Win:	149	WON-LOST	WINNING	LAST 10	STRENGTH OF	OPP. STRENGTH	TEAM	ADJ.	CONF.	ADJ CONF.
Average RPI Loss:	34	RECORD	PCT. RANK	GAMES	SCHEDULE	OF SCHEDULE	RPI	RPI	RPI	RPI
DIV. I ONLY	16- 13	144	4- 6	35	16	80	80	1	1	
DIV. I NON-CONF.	8- 3	77	0- 0	117	122	89	89	1	1	
TOTALS	RPI 1-25	RPI 26-50	W-L RECORDS	RPI 51-100	RPI 101-150	RPI 150+				
16- 13	0- 7	1- 2	OVERALL	5- 3	3- 1	7- 0				
11- 5	0- 3	1- 0	HOME	3- 2	2- 0	5- 0				
5- 6	0- 4	0- 1	AWAY	2- 1	1- 0	2- 0				
0- 2	0- 0	0- 1	NEUTRAL	0- 0	0- 1	0- 0				
8- 3	0- 1	0- 1	NON-CONFERENCE	1- 0	2- 1	5- 0				
7- 0	0- 0	0- 0	HOME	1- 0	2- 0	4- 0				
1- 1	0- 1	0- 0	AWAY	0- 0	0- 0	1- 0				
0- 2	0- 0	0- 1	NEUTRAL	0- 0	0- 1	0- 0				
8- 10	0- 6	1- 1	CONFERENCE	4- 3	1- 0	2- 0				
4- 5	0- 3	1- 0	HOME	2- 2	0- 0	1- 0				
4- 5	0- 3	0- 1	AWAY	2- 1	1- 0	1- 0				
0- 0	0- 0	0- 0	NEUTRAL	0- 0	0- 0	0- 0				

RPI 1-25				RPI 26-50				RPI 51-100 Team's RPI: 80				RPI 101+			
RPI	S	Opponent	Score	RPI	S	Opponent	Score	RPI	S	Opponent	Score	RPI	S	Opponent	Score
7	A	Stanford	52 72	31	A	Washington	60 73	55	H	Southern California	59 70	115	N	Boston College	51 76
7	H	Stanford	54 72	31	H	Washington	88 83	57	H	South Dakota	66 59	124	A	Arizona	60 55
8	A	Arizona St.	60 80	35	N	Oklahoma	55 70	72	A	Oregon	58 69	128	H	Fresno St.	78 63
9	A	Oregon St.	53 72					72	H	Oregon	65 77	131	H	Creighton	74 58
9	H	Oregon St.	53 62					87	A	Washington St.	75 69	183	H	George Mason	74 62
10	H	UCLA	63 69					87	H	Washington St.	73 71	188	H	UC Davis	88 58
15	A	BYU	59 73					92	A	California	84 79	189	A	Colorado	76 68
								92	H	California	72 66	189	H	Colorado	71 55
												218	A	Utah St.	64 61
												285	H	Lamar	71 67
												299	H	CSUN	97 56
LAST 12 Division I GAMES:															
87	A	Washington St.	75 69	189	A	Colorado	76 68								
31	A	Washington	60 73	189	H	Colorado	71 55								
7	H	Stanford	54 72	10	H	UCLA	63 69								
92	H	California	72 66	55	H	Southern California	59 70								
9	A	Oregon St.	53 72	72	H	Oregon	65 77								
72	A	Oregon	58 69	9	H	Oregon St.	53 62								

Non-Div I Games:

Utah

■ Loss, 
 ■ Non-Conf, 
 ■ S Site, 
 ■ H Home 
 ■ A Away 
 N Neutral

Average RPI Win:	251	WON-LOST	WINNING	LAST 10	STRENGTH OF	OPP. STRENGTH	TEAM	ADJ.	CONF.	ADJ CONF.
Average RPI Loss:	143	RECORD	PCT. RANK	GAMES	SCHEDULE	OF SCHEDULE	RPI	RPI	RPI	RPI
DIV. I ONLY	10- 15	230	4- 6	181	194	218	218	19	19	
DIV. I NON-CONF.	3- 6	234	0- 0	167	143	212	212	20	20	
TOTALS	RPI 1-25	RPI 26-50	W-L RECORDS	RPI 51-100	RPI 101-150	RPI 150+				
10- 15	0- 1	0- 2	OVERALL	0- 1	0- 1	10- 10				
5- 6	0- 0	0- 1	HOME	0- 1	0- 1	5- 3				
4- 9	0- 1	0- 1	AWAY	0- 0	0- 0	4- 7				
1- 0	0- 0	0- 0	NEUTRAL	0- 0	0- 0	1- 0				
3- 6	0- 1	0- 0	NON-CONFERENCE	0- 1	0- 0	3- 4				
1- 2	0- 0	0- 0	HOME	0- 1	0- 0	1- 1				
1- 4	0- 1	0- 0	AWAY	0- 0	0- 0	1- 3				
1- 0	0- 0	0- 0	NEUTRAL	0- 0	0- 0	1- 0				
7- 9	0- 0	0- 2	CONFERENCE	0- 0	0- 1	7- 6				
4- 4	0- 0	0- 1	HOME	0- 0	0- 1	4- 2				
3- 5	0- 0	0- 1	AWAY	0- 0	0- 0	3- 4				
0- 0	0- 0	0- 0	NEUTRAL	0- 0	0- 0	0- 0				

RPI 1-25				RPI 26-50				RPI 51-100				RPI 101+ Team's RPI: 218			
RPI	S	Opponent	Score	RPI	S	Opponent	Score	RPI	S	Opponent	Score	RPI	S	Opponent	Score
15	A	BYU	69 81	45	A	Colorado St.	64 91	80	H	Utah	61 64	128	H	Fresno St.	61 67
				45	H	Colorado St.	49 69					151	A	Boise St.	78 84
												151	H	Boise St.	58 63
												162	H	Pacific	78 70
												171	A	Montana	70 86
												172	H	Sacramento St.	86 95
												181	A	New Mexico	70 73
												181	H	New Mexico	72 56
												184	A	Northern Colo.	60 74
												194	A	San Jose St.	65 83
												194	H	San Jose St.	74 86
												204	A	UNLV	38 46
												206	A	Utah Valley	76 72
												234	A	Idaho St.	67 81
												238	H	Wyoming	84 75
												245	A	San Diego St.	55 36
												245	H	San Diego St.	72 59
												253	N	Tennessee St.	63 46
												318	A	Nevada	79 66
												318	H	Nevada	70 55
												343	A	Air Force	66 53
LAST 12 Division I GAMES:															
194	A	San Jose St.	65 83	151	H	Boise St.	58 63								
318	H	Nevada	70 55	318	A	Nevada	79 66								
128	H	Fresno St.	61 67	245	H	San Diego St.	72 59								
45	A	Colorado St.	64 91	204	A	UNLV	38 46								
181	A	New Mexico	70 73	45	H	Colorado St.	49 69								
238	H	Wyoming	84 75	343	A	Air Force	66 53								

Non-Div I Games: Westminster (UT) 74 67 Haskell 90 63

Utah St.

Loss, Non-Conf, S Site, H Home A Away N Neutral



## Utah Valley

Through Games Of Feb. 29, 2016

Average RPI Win:	260	WON-LOST	WINNING	LAST 10	STRENGTH OF	OPP. STRENGTH	TEAM	ADJ.	CONF.	ADJ CONF.
Average RPI Loss:	162	RECORD	PCT. RANK	GAMES	SCHEDULE	OF SCHEDULE	RPI	RPI	RPI	RPI
DIV. I ONLY	13- 13	167	8- 2	234	292	206	206	27	27	
DIV. I NON-CONF.	5- 8	209	0- 0	162	301	205	205	25	25	
TOTALS	RPI 1-25	RPI 26-50	W-L RECORDS	RPI 51-100	RPI 101-150	RPI 150+				
13- 13	0- 1	0- 0	OVERALL	1- 3	0- 1	12- 8				
7- 5	0- 0	0- 0	HOME	1- 1	0- 0	6- 4				
6- 7	0- 1	0- 0	AWAY	0- 2	0- 0	6- 4				
0- 1	0- 0	0- 0	NEUTRAL	0- 0	0- 1	0- 0				
5- 8	0- 1	0- 0	NON-CONFERENCE	1- 1	0- 1	4- 5				
2- 3	0- 0	0- 0	HOME	1- 0	0- 0	1- 3				
3- 4	0- 1	0- 0	AWAY	0- 1	0- 0	3- 2				
0- 1	0- 0	0- 0	NEUTRAL	0- 0	0- 1	0- 0				
8- 5	0- 0	0- 0	CONFERENCE	0- 2	0- 0	8- 3				
5- 2	0- 0	0- 0	HOME	0- 1	0- 0	5- 1				
3- 3	0- 0	0- 0	AWAY	0- 1	0- 0	3- 2				
0- 0	0- 0	0- 0	NEUTRAL	0- 0	0- 0	0- 0				

RPI 1-25				RPI 26-50				RPI 51-100				RPI 101+ Team's RPI: 206			
RPI	S	Opponent	Score	RPI	S	Opponent	Score	RPI	S	Opponent	Score	RPI	S	Opponent	Score
15	A	BYU	62 78					72	A	Oregon	68 79	143	N	Alabama	60 67
								97	A	New Mexico St.	68 73	151	A	Boise St.	72 70
								97	H	New Mexico St.	53 59	179	A	Eastern Wash.	64 68
								98	H	San Francisco	94 88	188	H	UC Davis	55 59
												196	A	Weber St.	56 61
												211	A	UTRGV	48 61
												211	H	UTRGV	71 57
												218	H	Utah St.	72 76
												219	A	CSU Bakersfield	54 61
												219	H	CSU Bakersfield	72 53
												234	H	Idaho St.	47 56
												242	H	Grand Canyon	53 61
												257	A	Omaha	74 59
												265	A	Seattle	61 44
												265	H	Seattle	79 48
												295	A	UMKC	58 44
												295	H	UMKC	79 71
												318	A	Nevada	73 65
												329	H	Southern Utah	70 58
												341	A	Chicago St.	69 62
												341	H	Chicago St.	74 46
LAST 12 Division I GAMES:															
265	H	Seattle	79 48	219	A	CSU Bakersfield	54 61								
295	A	UMKC	58 44	265	A	Seattle	61 44								
341	A	Chicago St.	69 62	341	H	Chicago St.	74 46								
219	H	CSU Bakersfield	72 53	295	H	UMKC	79 71								
97	H	New Mexico St.	53 59	242	H	Grand Canyon	53 61								
211	H	UTRGV	71 57	211	A	UTRGV	48 61								

Non-Div I Games: Bethesda (CA) 91 64 Dixie St. 77 63

Utah Valley

Loss, Non-Conf, S Site, H Home A Away N Neutral

Average RPI Win:	181	WON-LOST	WINNING	LAST 10	STRENGTH OF	OPP. STRENGTH	TEAM	ADJ.	CONF.	ADJ CONF.
Average RPI Loss:	119	RECORD	PCT. RANK	GAMES	SCHEDULE	OF SCHEDULE	RPI	RPI	RPI	RPI
DIV. I ONLY	21- 8	58	8- 2	141	120	84	84	7	7	
DIV. I NON-CONF.	11- 2	28	0- 0	145	272	51	51	8	8	
TOTALS	RPI 1-25	RPI 26-50	W-L RECORDS	RPI 51-100	RPI 101-150	RPI 150+				
21- 8	1- 1	2- 0	OVERALL	1- 2	1- 2	16- 3				
11- 4	0- 1	1- 0	HOME	0- 2	0- 0	10- 1				
10- 3	1- 0	1- 0	AWAY	1- 0	1- 0	6- 1				
0- 1	0- 0	0- 0	NEUTRAL	0- 0	0- 1	0- 0				
11- 2	1- 0	0- 0	NON-CONFERENCE	0- 0	1- 2	9- 0				
7- 0	0- 0	0- 0	HOME	0- 0	0- 0	7- 0				
4- 1	1- 0	0- 0	AWAY	0- 0	1- 1	2- 0				
0- 1	0- 0	0- 0	NEUTRAL	0- 0	0- 1	0- 0				
10- 6	0- 1	2- 0	CONFERENCE	1- 2	0- 0	7- 3				
4- 4	0- 1	1- 0	HOME	0- 2	0- 0	3- 1				
6- 2	0- 0	1- 0	AWAY	1- 0	0- 0	4- 2				
0- 0	0- 0	0- 0	NEUTRAL	0- 0	0- 0	0- 0				

RPI 1-25				RPI 26-50				RPI 51-100				Team's RPI: 84		RPI 101+			
RPI	S	Opponent	Score	RPI	S	Opponent	Score	RPI	S	Opponent	Score			RPI	S	Opponent	Score
8	A	Arizona St.	57 48	30	H	St. Bonaventure	52 47	53	H	Saint Louis	72 77			103	N	Toledo	61 80
23	H	Duquesne	67 71	38	A	George Washington	79 68	71	A	Dayton	74 72			114	A	IUPUI	69 70
								99	H	Saint Joseph's	63 66			120	A	Iona	74 58
														154	H	Old Dominion	74 54
														166	H	Fordham	61 51
														174	A	Davidson	74 59
														174	H	Davidson	50 56
														183	A	George Mason	54 70
														183	H	George Mason	65 34
														198	H	William & Mary	73 47
														200	A	Richmond	50 62
														200	H	Richmond	53 42
														209	A	Massachusetts	74 66
														215	A	N.C. A&T	64 49
														216	A	Rhode Island	49 36
														220	H	Furman	67 45
														247	A	High Point	69 39
														255	H	Coppin St.	73 42
														264	H	UNCW	58 45
														270	H	Campbell	57 34
														277	A	La Salle	84 76
														287	H	UMES	63 39
LAST 12 Division I GAMES:																	
				174	A	Davidson	74 59					30	H	St. Bonaventure	52 47		
				183	H	George Mason	65 34					23	H	Duquesne	67 71		
				38	A	George Washington	79 68					166	H	Fordham	61 51		
				216	A	Rhode Island	49 36					200	H	Richmond	53 42		
				200	A	Richmond	50 62					183	A	George Mason	54 70		
				277	A	La Salle	84 76					174	H	Davidson	50 56		

Non-Div I Games:

VCU

■ Loss, 
■ Non-Conf, 
■ S Site, 
■ H Home 
■ A Away 
N Neutral

## Valparaiso

Through Games Of Feb. 29, 2016

Average RPI Win:	180	WON-LOST	WINNING	LAST 10	STRENGTH OF	OPP. STRENGTH	TEAM	ADJ.	CONF.	ADJ CONF.
Average RPI Loss:	135	RECORD	PCT. RANK	GAMES	SCHEDULE	OF SCHEDULE	RPI	RPI	RPI	RPI
DIV. I ONLY	5- 20	312	1- 9	59	147	252	252	14	14	
DIV. I NON-CONF.	1- 7	318	0- 0	43	57	248	248	16	16	
TOTALS	RPI 1-25	RPI 26-50	W-L RECORDS	RPI 51-100	RPI 101-150	RPI 150+				
5- 20	0- 4	0- 0	OVERALL	0- 1	3- 9	2- 6				
4- 9	0- 2	0- 0	HOME	0- 0	2- 5	2- 2				
1- 10	0- 2	0- 0	AWAY	0- 1	1- 4	0- 3				
0- 1	0- 0	0- 0	NEUTRAL	0- 0	0- 0	0- 1				
1- 7	0- 2	0- 0	NON-CONFERENCE	0- 1	1- 1	0- 3				
1- 3	0- 1	0- 0	HOME	0- 0	1- 1	0- 1				
0- 3	0- 1	0- 0	AWAY	0- 1	0- 0	0- 1				
0- 1	0- 0	0- 0	NEUTRAL	0- 0	0- 0	0- 1				
4- 13	0- 2	0- 0	CONFERENCE	0- 0	2- 8	2- 3				
3- 6	0- 1	0- 0	HOME	0- 0	1- 4	2- 1				
1- 7	0- 1	0- 0	AWAY	0- 0	1- 4	0- 2				
0- 0	0- 0	0- 0	NEUTRAL	0- 0	0- 0	0- 0				

RPI 1-25				RPI 26-50				RPI 51-100				RPI 101+ Team's RPI: 252			
RPI	S	Opponent	Score	RPI	S	Opponent	Score	RPI	S	Opponent	Score	RPI	S	Opponent	Score
1	H	Notre Dame	54 110					78	A	San Diego	60 76	105	A	Wright St.	63 80
14	A	Louisville	42 75									105	H	Wright St.	54 65
20	A	Green Bay	42 81									125	H	Akron	74 85
20	H	Green Bay	35 71									126	A	Youngstown St.	66 87
												126	H	Youngstown St.	65 60
												140	A	Northern Ky.	61 60
												140	H	Northern Ky.	50 68
												148	H	SIUE	69 56
												149	A	Milwaukee	60 82
												149	H	Milwaukee	60 70
												150	A	Detroit	65 85
												150	H	Detroit	66 72
												184	N	Northern Colo.	63 77
												195	A	Butler	53 72
												212	A	Oakland	77 87
												212	H	Oakland	81 66
												230	H	Ill.-Chicago	50 54
												274	A	Cleveland St.	65 72
												274	H	Cleveland St.	66 59
												276	H	Miami (OH)	72 75
LAST 12 Division I GAMES:															
274	A	Cleveland St.	65 72	140	H	Northern Ky.	50 68								
126	A	Youngstown St.	66 87	105	H	Wright St.	54 65								
20	H	Green Bay	35 71	230	H	Ill.-Chicago	50 54								
149	H	Milwaukee	60 70	126	H	Youngstown St.	65 60								
150	A	Detroit	65 85	274	H	Cleveland St.	66 59								
212	A	Oakland	77 87	149	A	Milwaukee	60 82								

Non-Div I Games: Ind.-Northwest 79 57 Cardinal Stitch 63 62 Ind.-Kokomo 88 22

Valparaiso

Loss, Non-Conf, S Site, H Home A Away N Neutral

Average RPI Win:	153	WON-LOST	WINNING	LAST 10	STRENGTH OF	OPP. STRENGTH	TEAM	ADJ.	CONF.	ADJ CONF.
Average RPI Loss:	48	RECORD	PCT. RANK	GAMES	SCHEDULE	OF SCHEDULE	RPI	RPI	RPI	RPI
DIV. I ONLY	16- 13	144	2- 8	26	50	79	79	2	2	
DIV. I NON-CONF.	11- 2	28	0- 0	115	213	31	31	2	2	
TOTALS	RPI 1-25	RPI 26-50	W-L RECORDS	RPI 51-100	RPI 101-150	RPI 150+				
16- 13	1- 5	2- 4	OVERALL	3- 2	3- 1	7- 1				
10- 6	0- 3	1- 3	HOME	1- 0	2- 0	6- 0				
5- 7	1- 2	1- 1	AWAY	1- 2	1- 1	1- 1				
1- 0	0- 0	0- 0	NEUTRAL	1- 0	0- 0	0- 0				
11- 2	0- 1	1- 0	NON-CONFERENCE	3- 1	0- 0	7- 0				
8- 0	0- 0	1- 0	HOME	1- 0	0- 0	6- 0				
2- 2	0- 1	0- 0	AWAY	1- 1	0- 0	1- 0				
1- 0	0- 0	0- 0	NEUTRAL	1- 0	0- 0	0- 0				
5- 11	1- 4	1- 4	CONFERENCE	0- 1	3- 1	0- 1				
2- 6	0- 3	0- 3	HOME	0- 0	2- 0	0- 0				
3- 5	1- 1	1- 1	AWAY	0- 1	1- 1	0- 1				
0- 0	0- 0	0- 0	NEUTRAL	0- 0	0- 0	0- 0				

RPI	S	Opponent	Score	RPI	S	Opponent	Score	RPI	S	Opponent	Score	RPI	S	Opponent	Score
4	H	South Carolina	61 71	26	H	Georgia	58 64	64	A	Auburn	45 53	119	H	LSU	58 42
12	A	Kentucky	71 69	27	A	Tennessee	49 58	71	A	Dayton	56 81	134	A	Arkansas	56 57
12	H	Kentucky	55 71	27	H	Tennessee	51 69	81	A	Drexel	74 64	143	A	Alabama	54 48
17	H	Texas A&M	63 75	28	H	Mississippi St.	61 66	89	H	UT Martin	64 61	143	H	Alabama	67 52
18	A	Florida	67 79	41	A	Missouri	56 52	97	N	New Mexico St.	71 45	158	H	ETSU	65 39
20	A	Green Bay	56 58	43	H	Ohio	62 59					166	A	Fordham	53 40
												167	H	Troy	97 43
												170	A	Ole Miss	52 55
												223	H	Presbyterian	56 38
												266	H	Austin Peay	73 56
												343	H	Air Force	86 29
												349	H	Mississippi Val.	89 39
LAST 12 Division I GAMES:															
41	A	Missouri	56 52	134	A	Arkansas	56 57								
28	H	Mississippi St.	61 66	64	A	Auburn	45 53								
17	H	Texas A&M	63 75	26	H	Georgia	58 64								
18	A	Florida	67 79	12	A	Kentucky	71 69								
12	H	Kentucky	55 71	143	H	Alabama	67 52								
27	H	Tennessee	51 69	27	A	Tennessee	49 58								

Non-Div I Games:

Vanderbilt

■ Loss, 
 ■ Non-Conf, S Site, 
 ■ Home 
 ■ Away 
 N Neutral

Average RPI Win: <b>261</b>	WON-LOST	WINNING	LAST 10	STRENGTH OF	OPP. STRENGTH	TEAM	ADJ.	CONF.	ADJ CONF.
Average RPI Loss: <b>184</b>	RECORD	PCT. RANK	GAMES	SCHEDULE	OF SCHEDULE	RPI	RPI	RPI	RPI
DIV. I ONLY	9- 20	272	3- 7	254	291	282	282	15	15
DIV. I NON-CONF.	5- 8	209	0- 0	297	348	270	270	18	18
TOTALS	RPI 1-25	RPI 26-50	W-L RECORDS	RPI 51-100	RPI 101-150	RPI 150+			
9- 20	0- 0	0- 0	OVERALL	0- 5	0- 0	9- 15			
4- 9	0- 0	0- 0	HOME	0- 3	0- 0	4- 6			
5- 11	0- 0	0- 0	AWAY	0- 2	0- 0	5- 9			
0- 0	0- 0	0- 0	NEUTRAL	0- 0	0- 0	0- 0			
5- 8	0- 0	0- 0	NON-CONFERENCE	0- 1	0- 0	5- 7			
2- 3	0- 0	0- 0	HOME	0- 1	0- 0	2- 2			
3- 5	0- 0	0- 0	AWAY	0- 0	0- 0	3- 5			
0- 0	0- 0	0- 0	NEUTRAL	0- 0	0- 0	0- 0			
4- 12	0- 0	0- 0	CONFERENCE	0- 4	0- 0	4- 8			
2- 6	0- 0	0- 0	HOME	0- 2	0- 0	2- 4			
2- 6	0- 0	0- 0	AWAY	0- 2	0- 0	2- 4			
0- 0	0- 0	0- 0	NEUTRAL	0- 0	0- 0	0- 0			

RPI S	Opponent	Score	RPI S	Opponent	Score	RPI S	Opponent	Score	RPI S	Opponent	Score	Team's RPI: 282
						52	A Albany (NY)	43 <b>72</b>	160	A Stony Brook	59 <b>73</b>	
						52	H Albany (NY)	40 <b>75</b>	160	H Stony Brook	44 37	
						69	A Maine	51 <b>63</b>	165	A Delaware	60 <b>71</b>	
						69	H Maine	41 <b>62</b>	176	A UMBC	48 <b>85</b>	
						82	H Quinnipiac	65 <b>77</b>	176	H UMBC	60 <b>74</b>	
									199	H Sacred Heart	53 51	
									205	A Hartford	50 <b>52</b>	
									205	H Hartford	47 <b>51</b>	
									212	H Oakland	68 <b>74</b>	
									213	A Brown	54 <b>71</b>	
									229	A Dartmouth	56 54	
									231	A Bryant	52 <b>68</b>	
									233	A Binghamton	52 <b>66</b>	
									233	H Binghamton	53 <b>57</b>	
									235	A Columbia	56 <b>73</b>	
									239	A New Hampshire	63 59	
									239	H New Hampshire	83 63	
									250	A Holy Cross	63 <b>77</b>	
									275	H Central Conn. St.	79 63	
									317	A UMass Lowell	59 51	
									317	H UMass Lowell	66 <b>68</b>	
									336	H St. Francis Brooklyn	55 <b>59</b>	
									344	A Boston U.	60 45	
									345	A NJIT	54 46	
LAST 12 Division I GAMES:												
						160	H Stony Brook	44 37	52	H Albany (NY)	40 <b>75</b>	
						239	A New Hampshire	63 59	69	A Maine	51 <b>63</b>	
						176	H UMBC	60 <b>74</b>	160	A Stony Brook	59 <b>73</b>	
						233	A Binghamton	52 <b>66</b>	239	H New Hampshire	83 63	
						205	A Hartford	50 <b>52</b>	233	H Binghamton	53 <b>57</b>	
						317	H UMass Lowell	66 <b>68</b>	317	A UMass Lowell	59 51	

Non-Div I Games:

Vermont

## Villanova

Through Games Of Feb. 29, 2016

Average RPI Win:	138	WON-LOST	WINNING	LAST 10	STRENGTH OF	OPP. STRENGTH	TEAM	ADJ.	CONF.	ADJ CONF.
Average RPI Loss:	77	RECORD	PCT. RANK	GAMES	SCHEDULE	OF SCHEDULE	RPI	RPI	RPI	RPI
DIV. I ONLY	19- 10	82	7- 3	61	66	47	47	6	6	
DIV. I NON-CONF.	7- 4	110	1- 0	33	45	41	41	6	6	
TOTALS	RPI 1-25	RPI 26-50	W-L RECORDS	RPI 51-100	RPI 101-150	RPI 150+				
19- 10	1- 1	2- 4	OVERALL	7- 2	0- 2	9- 1				
9- 3	0- 1	2- 0	HOME	3- 1	0- 1	4- 0				
8- 6	1- 0	0- 3	AWAY	3- 1	0- 1	4- 1				
2- 1	0- 0	0- 1	NEUTRAL	1- 0	0- 0	1- 0				
7- 4	0- 0	1- 3	NON-CONFERENCE	2- 1	0- 0	4- 0				
3- 0	0- 0	1- 0	HOME	1- 0	0- 0	1- 0				
2- 3	0- 0	0- 2	AWAY	0- 1	0- 0	2- 0				
2- 1	0- 0	0- 1	NEUTRAL	1- 0	0- 0	1- 0				
12- 6	1- 1	1- 1	CONFERENCE	5- 1	0- 2	5- 1				
6- 3	0- 1	1- 0	HOME	2- 1	0- 1	3- 0				
6- 3	1- 0	0- 1	AWAY	3- 0	0- 1	2- 1				
0- 0	0- 0	0- 0	NEUTRAL	0- 0	0- 0	0- 0				

RPI 1-25				RPI 26-50				Team's RPI: 47				RPI 51-100				RPI 101+			
RPI	S	Opponent	Score	RPI	S	Opponent	Score	RPI	S	Opponent	Score	RPI	S	Opponent	Score	RPI	S	Opponent	Score
19	A	DePaul	64 60	34	H	Penn	66 46	56	A	St. John's (NY)	71 59	131	A	Creighton	48 53				
19	H	DePaul	47 75	36	A	Seton Hall	50 60	56	H	St. John's (NY)	58 54	131	H	Creighton	62 65				
				36	H	Seton Hall	55 45	66	A	Temple	55 61	157	A	Xavier	67 74				
				38	A	George Washington	70 78	81	N	Drexel	67 55	157	H	Xavier	58 55				
				48	A	North Carolina St.	64 70	94	A	Georgetown	63 60	172	N	Sacramento St.	78 54				
				50	N	St. Mary's (CA)	60 67	94	H	Georgetown	51 57	195	A	Butler	57 45				
								96	A	Marquette	82 75	195	H	Butler	66 46				
								96	H	Marquette	81 60	207	A	Lehigh	65 44				
								99	H	Saint Joseph's	55 49	241	H	Loyola Maryland	67 55				
												259	A	Providence	76 47				
												259	H	Providence	67 39				
												277	A	La Salle	67 56				
LAST 12 Division I GAMES:																			
195	H	Butler	66 46	19	H	DePaul	47 75	259	A	Providence	76 47	131	A	Creighton	48 53	34	H	Penn	66 46
157	H	Xavier	58 55	94	A	Georgetown	63 60	94	H	Georgetown	51 57	56	H	St. John's (NY)	58 54				
94	A	Georgetown	63 60	36	A	Seton Hall	50 60	56	A	St. John's (NY)	71 59								
36	A	Seton Hall	50 60	56	A	St. John's (NY)	71 59	96	H	Marquette	81 60								
56	A	St. John's (NY)	71 59	96	H	Marquette	81 60												

Non-Div I Games:

Villanova

■ Loss, 
 ■ Non-Conf, 
 ■ S Site, 
 ■ H Home 
 ■ A Away 
 N Neutral

## Virginia

Through Games Of Feb. 29, 2016

Average RPI Win:	181	WON-LOST	WINNING	LAST 10	STRENGTH OF	OPP. STRENGTH	TEAM	ADJ.	CONF.	ADJ CONF.
Average RPI Loss:	51	RECORD	PCT. RANK	GAMES	SCHEDULE	OF SCHEDULE	RPI	RPI	RPI	RPI
DIV. I ONLY	16- 14	156	3- 7	64	59	101	101	4	4	
DIV. I NON-CONF.	10- 4	86	0- 0	191	144	117	117	5	5	
TOTALS	RPI 1-25	RPI 26-50	W-L RECORDS	RPI 51-100	RPI 101-150	RPI 150+				
16- 14	1- 6	1- 1	OVERALL	3- 4	3- 3	8- 0				
10- 6	0- 3	1- 0	HOME	0- 1	1- 2	8- 0				
5- 6	0- 3	0- 1	AWAY	3- 1	2- 1	0- 0				
1- 2	1- 0	0- 0	NEUTRAL	0- 2	0- 0	0- 0				
10- 4	1- 1	0- 0	NON-CONFERENCE	2- 3	0- 0	7- 0				
7- 1	0- 0	0- 0	HOME	0- 1	0- 0	7- 0				
2- 1	0- 1	0- 0	AWAY	2- 0	0- 0	0- 0				
1- 2	1- 0	0- 0	NEUTRAL	0- 2	0- 0	0- 0				
6- 10	0- 5	1- 1	CONFERENCE	1- 1	3- 3	1- 0				
3- 5	0- 3	1- 0	HOME	0- 0	1- 2	1- 0				
3- 5	0- 2	0- 1	AWAY	1- 1	2- 1	0- 0				
0- 0	0- 0	0- 0	NEUTRAL	0- 0	0- 0	0- 0				

RPI S	Opponent	Score	RPI S	Opponent	Score	RPI S	Opponent	Score	RPI S	Opponent	Score	Team's RPI: 101
1	H Notre Dame	46 74	33	H Miami (FL)	76 56	51	A Duke	52 67	109	A Virginia Tech	55 60	
5	A Ohio St.	73 93	48	A North Carolina St.	52 63	54	N Rutgers	48 60	109	H Virginia Tech	46 66	
13	A Florida St.	48 70				60	A Middle Tenn.	70 66	115	A Boston College	61 50	
14	A Louisville	59 74				63	H Iowa	73 85	130	H Pittsburgh	55 58	
14	H Louisville	41 59				64	A Auburn	69 52	132	A Wake Forest	52 50	
16	H Syracuse	57 91				70	A Georgia Tech	78 67	137	H North Carolina	72 68	
20	N Green Bay	68 59				83	N Tulane	62 67	200	H Richmond	71 51	
									248	H Clemson	65 48	
									255	H Coppin St.	75 40	
									258	H Bowling Green	68 39	
									297	H Charleston So.	85 65	
									321	H Longwood	81 46	
									345	H NJIT	81 54	
									347	H Norfolk St.	86 50	
LAST 12 Division I GAMES:												
109	A Virginia Tech	55 60	109	H Virginia Tech	46 66							
137	H North Carolina	72 68	51	A Duke	52 67							
248	H Clemson	65 48	48	A North Carolina St.	52 63							
14	A Louisville	59 74	130	H Pittsburgh	55 58							
115	A Boston College	61 50	13	A Florida St.	48 70							
16	H Syracuse	57 91	70	A Georgia Tech	78 67							

Non-Div I Games:

Virginia

■ Loss, 
■ Non-Conf, S Site, 
■ Home 
■ Away 
N Neutral

Average RPI Win:	193	WON-LOST	WINNING	LAST 10	STRENGTH OF	OPP. STRENGTH	TEAM	ADJ.	CONF.	ADJ CONF.
Average RPI Loss:	53	RECORD	PCT. RANK	GAMES	SCHEDULE	OF SCHEDULE	RPI	RPI	RPI	RPI
DIV. I ONLY	17- 12	122	3- 7	101	58	109	109	4	4	
DIV. I NON-CONF.	12- 1	9	0- 0	289	174	77	77	5	5	
TOTALS	RPI 1-25	RPI 26-50	W-L RECORDS	RPI 51-100	RPI 101-150	RPI 150+				
17- 12	0- 4	1- 3	OVERALL	0- 3	5- 2	11- 0				
13- 5	0- 0	0- 2	HOME	0- 2	2- 1	11- 0				
4- 7	0- 4	1- 1	AWAY	0- 1	3- 1	0- 0				
0- 0	0- 0	0- 0	NEUTRAL	0- 0	0- 0	0- 0				
12- 1	0- 0	1- 0	NON-CONFERENCE	0- 1	1- 0	10- 0				
10- 0	0- 0	0- 0	HOME	0- 0	0- 0	10- 0				
2- 1	0- 0	1- 0	AWAY	0- 1	1- 0	0- 0				
0- 0	0- 0	0- 0	NEUTRAL	0- 0	0- 0	0- 0				
5- 11	0- 4	0- 3	CONFERENCE	0- 2	4- 2	1- 0				
3- 5	0- 0	0- 2	HOME	0- 2	2- 1	1- 0				
2- 6	0- 4	0- 1	AWAY	0- 0	2- 1	0- 0				
0- 0	0- 0	0- 0	NEUTRAL	0- 0	0- 0	0- 0				

RPI 1-25				RPI 26-50				RPI 51-100				RPI 101+ Team's RPI: 109			
RPI	S	Opponent	Score	RPI	S	Opponent	Score	RPI	S	Opponent	Score	RPI	S	Opponent	Score
1	A	Notre Dame	41 80	27	A	Tennessee	57 43	51	H	Duke	62 66	101	A	Virginia	66 46
13	A	Florida St.	50 68	33	A	Miami (FL)	56 67	70	H	Georgia Tech	34 51	101	H	Virginia	60 55
14	A	Louisville	45 56	33	H	Miami (FL)	45 57	94	A	Georgetown	56 73	115	H	Boston College	58 33
16	A	Syracuse	39 60	48	H	North Carolina St.	61 72					127	A	Penn St.	64 59
												130	H	Pittsburgh	48 59
												132	A	Wake Forest	54 48
												137	A	North Carolina	67 71
												183	H	George Mason	80 63
												201	H	Radford	47 40
												220	H	Furman	59 30
												223	H	Presbyterian	58 44
												227	H	Col. of Charleston	81 47
												246	H	Morgan St.	73 33
												248	H	Clemson	79 49
												255	H	Coppin St.	72 39
												259	H	Providence	62 46
												302	H	Wofford	73 42
												319	H	Mt. St. Mary's	59 42
LAST 12 Division I GAMES:															
101	H	Virginia	60 55	101	A	Virginia	66 46	70	H	Georgia Tech	34 51				
132	A	Wake Forest	54 48	13	A	Florida St.	50 68	33	H	Miami (FL)	45 57				
33	A	Miami (FL)	56 67	51	H	Duke	62 66	1	A	Notre Dame	41 80				
51	H	Duke	62 66	130	H	Pittsburgh	48 59	48	H	North Carolina St.	61 72				
130	H	Pittsburgh	48 59	137	A	North Carolina	67 71								

Non-Div I Games:

Virginia Tech

■ Loss, 
 ■ Non-Conf, 
 ■ S Site, 
 ■ H Home 
 ■ A Away 
 N Neutral



W  
a  
g  
n  
e  
rW  
a  
g  
n  
e  
r

Wagner

Page 337

RPI	S	Opponent	Score
345	H	NJIT	76 53

W  
a  
g  
n  
e  
r

W  
a  
g  
n  
e  
r

Wagner

## Wake Forest

Through Games Of Feb. 29, 2016

Average RPI Win:	178	WON-LOST	WINNING	LAST 10	STRENGTH OF	OPP. STRENGTH	TEAM	ADJ.	CONF.	ADJ CONF.
Average RPI Loss:	68	RECORD	PCT. RANK	GAMES	SCHEDULE	OF SCHEDULE	RPI	RPI	RPI	RPI
DIV. I ONLY	15- 14	165	5- 5	115	30	132	132	4	4	
DIV. I NON-CONF.	9- 4	95	0- 0	313	91	184	184	5	5	
TOTALS	RPI 1-25	RPI 26-50	W-L RECORDS	RPI 51-100	RPI 101-150	RPI 150+				
15- 14	0- 4	1- 3	OVERALL	1- 3	5- 2	8- 2				
9- 7	0- 3	1- 0	HOME	1- 1	3- 2	4- 1				
5- 6	0- 1	0- 3	AWAY	0- 2	2- 0	3- 0				
1- 1	0- 0	0- 0	NEUTRAL	0- 0	0- 0	1- 1				
9- 4	0- 0	0- 1	NON-CONFERENCE	0- 1	2- 0	7- 2				
6- 2	0- 0	0- 0	HOME	0- 1	2- 0	4- 1				
2- 1	0- 0	0- 1	AWAY	0- 0	0- 0	2- 0				
1- 1	0- 0	0- 0	NEUTRAL	0- 0	0- 0	1- 1				
6- 10	0- 4	1- 2	CONFERENCE	1- 2	3- 2	1- 0				
3- 5	0- 3	1- 0	HOME	1- 0	1- 2	0- 0				
3- 5	0- 1	0- 2	AWAY	0- 2	2- 0	1- 0				
0- 0	0- 0	0- 0	NEUTRAL	0- 0	0- 0	0- 0				

RPI S	Opponent	Score	RPI S	Opponent	Score	RPI S	Opponent	Score	RPI S	Opponent	Score	Team's RPI: 132
1	H Notre Dame	52 86	33	A Miami (FL)	60 71	51	A Duke	68 95	101	H Virginia	50 52	
13	H Florida St.	55 96	41	A Missouri	81 94	51	H Duke	64 58	109	H Virginia Tech	48 54	
14	A Louisville	54 78	48	A North Carolina St.	47 64	70	A Georgia Tech	51 66	115	A Boston College	65 59	
16	H Syracuse	65 91	48	H North Carolina St.	63 58	91	H Belmont	64 78	119	H LSU	60 57	
									130	A Pittsburgh	60 49	
									137	H North Carolina	75 63	
									146	H Jacksonville	57 51	
									158	H ETSU	69 52	
									174	H Davidson	77 58	
									177	H Wisconsin	51 64	
									180	N Hampton	42 47	
									200	H Richmond	43 33	
									248	A Clemson	55 45	
									272	N Coastal Caro.	81 52	
									277	H La Salle	61 53	
									281	A American	71 70	
									309	A FIU	57 53	
LAST 12 Division I GAMES:												
70	A Georgia Tech	51 66	130	A Pittsburgh	60 49							
109	H Virginia Tech	48 54	14	A Louisville	54 78							
1	H Notre Dame	52 86	13	H Florida St.	55 96							
51	H Duke	64 58	115	A Boston College	65 59							
248	A Clemson	55 45	137	H North Carolina	75 63							
48	H North Carolina St.	63 58	16	H Syracuse	65 91							

Non-Div I Games:

Wake Forest

■ Loss, 
■ Non-Conf, 
■ S Site, 
■ H Home 
■ A Away 
N Neutral

Average RPI Win:	126	WON-LOST	WINNING	LAST 10	STRENGTH OF	OPP. STRENGTH	TEAM	ADJ.	CONF.	ADJ CONF.
Average RPI Loss:	27	RECORD	PCT. RANK	GAMES	SCHEDULE	OF SCHEDULE	RPI	RPI	RPI	RPI
DIV. I ONLY	20- 9	71	5- 5	23	12	31	31	1	1	
DIV. I NON-CONF.	9- 2	37	0- 0	47	110	34	34	1	1	
TOTALS	RPI 1-25	RPI 26-50	W-L RECORDS	RPI 51-100	RPI 101-150	RPI 150+				
20- 9	1- 6	1- 1	OVERALL	8- 2	4- 0	6- 0				
12- 4	1- 2	1- 1	HOME	4- 1	1- 0	5- 0				
7- 4	0- 3	0- 0	AWAY	4- 1	2- 0	1- 0				
1- 1	0- 1	0- 0	NEUTRAL	0- 0	1- 0	0- 0				
9- 2	0- 1	1- 1	NON-CONFERENCE	2- 0	2- 0	4- 0				
6- 1	0- 0	1- 1	HOME	1- 0	0- 0	4- 0				
2- 0	0- 0	0- 0	AWAY	1- 0	1- 0	0- 0				
1- 1	0- 1	0- 0	NEUTRAL	0- 0	1- 0	0- 0				
11- 7	1- 5	0- 0	CONFERENCE	6- 2	2- 0	2- 0				
6- 3	1- 2	0- 0	HOME	3- 1	1- 0	1- 0				
5- 4	0- 3	0- 0	AWAY	3- 1	1- 0	1- 0				
0- 0	0- 0	0- 0	NEUTRAL	0- 0	0- 0	0- 0				

RPI 1-25				RPI 26-50				Team's RPI: 31				RPI 51-100				RPI 101+			
RPI	S	Opponent	Score	RPI	S	Opponent	Score	RPI	S	Opponent	Score	RPI	S	Opponent	Score	RPI	S	Opponent	Score
7	A	Stanford	53 69	35	H	Oklahoma	68 71	55	A	Southern California	61 53	124	A	Arizona	74 52				
8	A	Arizona St.	57 77	49	H	UC Riverside	78 43	55	H	Southern California	69 60	124	H	Arizona	63 47				
8	H	Arizona St.	61 68					57	A	South Dakota	77 64	128	A	Fresno St.	89 79				
9	H	Oregon St.	53 61					67	H	Santa Clara	100 55	142	N	Texas Tech	77 73				
10	A	UCLA	59 63					72	H	Oregon	63 75	189	A	Colorado	76 74				
10	H	UCLA	64 56					80	A	Utah	83 88	189	H	Colorado	68 47				
16	N	Syracuse	62 66					80	H	Utah	73 60	196	H	Weber St.	69 56				
								87	A	Washington St.	79 64	245	H	San Diego St.	80 51				
								87	H	Washington St.	69 63	265	H	Seattle	96 55				
								92	A	California	75 65	284	H	Portland	83 65				
LAST 12 Division I GAMES:																			
189	H	Colorado	68 47	72	H	Oregon	63 75												
80	H	Utah	73 60	9	H	Oregon St.	53 61												
8	A	Arizona St.	57 77	92	A	California	75 65												
124	A	Arizona	74 52	7	A	Stanford	53 69												
10	A	UCLA	59 63	87	H	Washington St.	69 63												
55	A	Southern California	61 53	55	H	Southern California	69 60												

Non-Div I Games:

Washington

■ Loss, 
 ■ Non-Conf, S Site, 
 ■ Home 
 ■ Away 
 N Neutral



Average RPI Win:	260	WON-LOST	WINNING	LAST 10	STRENGTH OF	OPP. STRENGTH	TEAM	ADJ.	CONF.	ADJ CONF.
Average RPI Loss:	143	RECORD	PCT. RANK	GAMES	SCHEDULE	OF SCHEDULE	RPI	RPI	RPI	RPI
DIV. I ONLY	16- 9	91	6- 4	345	140	196	196	20	20	
DIV. I NON-CONF.	6- 3	99	0- 0	309	127	163	163	23	23	
TOTALS	RPI 1-25	RPI 26-50	W-L RECORDS	RPI 51-100	RPI 101-150	RPI 150+				
16- 9	0- 1	0- 1	OVERALL	0- 0	1- 2	15- 5				
6- 4	0- 1	0- 0	HOME	0- 0	0- 1	6- 2				
9- 5	0- 0	0- 1	AWAY	0- 0	1- 1	8- 3				
1- 0	0- 0	0- 0	NEUTRAL	0- 0	0- 0	1- 0				
6- 3	0- 1	0- 1	NON-CONFERENCE	0- 0	0- 0	6- 1				
1- 2	0- 1	0- 0	HOME	0- 0	0- 0	1- 1				
4- 1	0- 0	0- 1	AWAY	0- 0	0- 0	4- 0				
1- 0	0- 0	0- 0	NEUTRAL	0- 0	0- 0	1- 0				
10- 6	0- 0	0- 0	CONFERENCE	0- 0	1- 2	9- 4				
5- 2	0- 0	0- 0	HOME	0- 0	0- 1	5- 1				
5- 4	0- 0	0- 0	AWAY	0- 0	1- 1	4- 3				
0- 0	0- 0	0- 0	NEUTRAL	0- 0	0- 0	0- 0				

RPI 1-25				RPI 26-50				RPI 51-100				RPI 101+ Team's RPI: 196			
RPI	S	Opponent	Score	RPI	S	Opponent	Score	RPI	S	Opponent	Score	RPI	S	Opponent	Score
15	H	BYU	51 68	31	A	Washington	56 69					113	A	North Dakota	62 56
												113	H	North Dakota	78 85
												141	A	Montana St.	71 92
												171	A	Montana	75 84
												172	A	Sacramento St.	64 87
												172	H	Sacramento St.	77 66
												184	A	Northern Colo.	63 65
												184	H	Northern Colo.	82 79
												203	N	Stephen F. Austin	56 46
												206	H	Utah Valley	61 56
												227	H	Col. of Charleston	42 50
												234	A	Idaho St.	61 46
												234	H	Idaho St.	57 58
												236	A	North Texas	45 38
												284	A	Portland	57 55
												291	A	Northern Ariz.	76 56
												291	H	Northern Ariz.	95 88
												304	A	Denver	61 49
												320	A	Portland St.	75 58
												320	H	Portland St.	102 73
												329	A	Southern Utah	69 51
												329	H	Southern Utah	75 56
												337	A	Cal St. Fullerton	60 40
LAST 12 Division I GAMES:															
				171	A	Montana	75 84					113	H	North Dakota	78 85
				141	A	Montana St.	71 92					184	H	Northern Colo.	82 79
				291	H	Northern Ariz.	95 88					329	A	Southern Utah	69 51
				329	H	Southern Utah	75 56					291	A	Northern Ariz.	76 56
				320	A	Portland St.	75 58					234	H	Idaho St.	57 58
				172	A	Sacramento St.	64 87					172	H	Sacramento St.	77 66

Non-Div I Games: Westminster (UT) 79 46 Bethesda (CA) 86 60

Weber St.

■ Loss, 
 ■ Non-Conf, 
 ■ S Site, 
 ■ Home 
 ■ A Away 
 N Neutral

## West Virginia

Through Games Of Feb. 29, 2016

Average RPI Win:	156	WON-LOST	WINNING	LAST 10	STRENGTH OF	OPP. STRENGTH	TEAM	ADJ.	CONF.	ADJ CONF.
Average RPI Loss:	29	RECORD	PCT. RANK	GAMES	SCHEDULE	OF SCHEDULE	RPI	RPI	RPI	RPI
DIV. I ONLY	22- 8	57	6- 4	50	48	29	29	3	3	
DIV. I NON-CONF.	11- 2	28	0- 0	187	216	62	62	3	3	
TOTALS	RPI 1-25	RPI 26-50	W-L RECORDS	RPI 51-100	RPI 101-150	RPI 150+				
22- 8	1- 5	5- 1	OVERALL	3- 1	3- 1	10- 0				
13- 2	1- 2	2- 0	HOME	2- 0	2- 0	6- 0				
4- 5	0- 3	1- 1	AWAY	1- 0	1- 1	1- 0				
5- 1	0- 0	2- 0	NEUTRAL	0- 1	0- 0	3- 0				
11- 2	0- 0	2- 0	NON-CONFERENCE	1- 1	0- 1	8- 0				
6- 0	0- 0	0- 0	HOME	1- 0	0- 0	5- 0				
0- 1	0- 0	0- 0	AWAY	0- 0	0- 1	0- 0				
5- 1	0- 0	2- 0	NEUTRAL	0- 1	0- 0	3- 0				
11- 6	1- 5	3- 1	CONFERENCE	2- 0	3- 0	2- 0				
7- 2	1- 2	2- 0	HOME	1- 0	2- 0	1- 0				
4- 4	0- 3	1- 1	AWAY	1- 0	1- 0	1- 0				
0- 0	0- 0	0- 0	NEUTRAL	0- 0	0- 0	0- 0				

RPI 1-25				RPI 26-50				Team's RPI: 29	RPI 51-100				RPI 101+			
RPI	S	Opponent	Score	RPI	S	Opponent	Score		RPI	S	Opponent	Score	RPI	S	Opponent	Score
2	A	Baylor	64 69	35	A	Oklahoma	54 57		55	N	Southern California	67 78	104	A	Gonzaga	57 62
2	H	Baylor	61 71	35	H	Oklahoma	63 55		88	A	TCU	97 84	111	H	Iowa St.	57 47
6	A	Texas	50 73	39	N	James Madison	69 62		88	H	TCU	83 72	142	A	Texas Tech	69 42
6	H	Texas	54 65	40	N	Indiana	75 64		93	H	Elon	67 57	142	H	Texas Tech	79 57
24	A	Oklahoma St.	51 63	46	A	Kansas St.	72 53						155	N	Marshall	66 60
24	H	Oklahoma St.	82 48	46	H	Kansas St.	64 44						164	N	Yale	70 60
LAST 12 Division I GAMES:																
24	H	Oklahoma St.	82 48	46	H	Kansas St.	64 44									
88	H	TCU	83 72	142	A	Texas Tech	69 42									
6	A	Texas	50 73	2	H	Baylor	61 71									
35	H	Oklahoma	63 55	35	A	Oklahoma	54 57									
24	A	Oklahoma St.	51 63	88	A	TCU	97 84									
111	H	Iowa St.	57 47	237	H	Kansas	72 35									

Non-Div I Games:

West Virginia

■ Loss, 
 ■ Non-Conf, 
 ■ S Site, 
 ■ H Home 
 ■ A Away 
 N Neutral

Average RPI Win:	304	WON-LOST	WINNING	LAST 10	STRENGTH OF	OPP. STRENGTH	TEAM	ADJ.	CONF.	ADJ CONF.
Average RPI Loss:	166	RECORD	PCT. RANK	GAMES	SCHEDULE	OF SCHEDULE	RPI	RPI	RPI	RPI
DIV. I ONLY	4- 21	322	3- 7	156	279	303	303	17	17	
DIV. I NON-CONF.	1- 10	330	0- 0	144	345	305	305	15	15	
TOTALS	RPI 1-25	RPI 26-50	W-L RECORDS	RPI 51-100	RPI 101-150	RPI 150+				
4- 21	0- 0	0- 3	OVERALL	0- 1	0- 5	4- 12				
2- 7	0- 0	0- 1	HOME	0- 0	0- 3	2- 3				
1- 14	0- 0	0- 2	AWAY	0- 1	0- 2	1- 9				
1- 0	0- 0	0- 0	NEUTRAL	0- 0	0- 0	1- 0				
1- 10	0- 0	0- 1	NON-CONFERENCE	0- 1	0- 1	1- 7				
0- 2	0- 0	0- 0	HOME	0- 0	0- 1	0- 1				
0- 8	0- 0	0- 1	AWAY	0- 1	0- 0	0- 6				
1- 0	0- 0	0- 0	NEUTRAL	0- 0	0- 0	1- 0				
3- 11	0- 0	0- 2	CONFERENCE	0- 0	0- 4	3- 5				
2- 5	0- 0	0- 1	HOME	0- 0	0- 2	2- 2				
1- 6	0- 0	0- 1	AWAY	0- 0	0- 2	1- 3				
0- 0	0- 0	0- 0	NEUTRAL	0- 0	0- 0	0- 0				

RPI 1-25				RPI 26-50				RPI 51-100				RPI 101+				Team's RPI: 303	
RPI	S	Opponent	Score	RPI	S	Opponent	Score	RPI	S	Opponent	Score	RPI	S	Opponent	Score		
				44	A	Chattanooga	59 77	51	A	Duke	47 84	108	A	Samford	52 57		
				44	H	Chattanooga	51 65					108	H	Samford	42 59		
				48	A	North Carolina St.	55 86					110	A	Mercer	42 63		
												110	H	Mercer	88 92		
												136	H	UNC Asheville	45 67		
												158	A	ETSU	62 74		
												158	H	ETSU	43 45		
												174	A	Davidson	51 64		
												185	A	Eastern Ky.	62 91		
												208	A	USC Upstate	59 68		
												220	A	Furman	56 71		
												220	H	Furman	76 83		
												254	H	Bethune-Cookman	59 66		
												270	A	Campbell	66 73		
												289	A	Kennesaw St.	53 65		
												293	N	Florida A&M	69 53		
												297	A	Charleston So.	59 80		
												302	A	Wofford	71 72		
												302	H	Wofford	74 72		
												310	A	UNCG	84 80		
												310	H	UNCG	84 72		
LAST 12 Division I GAMES:																	
				310	A	UNCG	84 80					110	A	Mercer	42 63		
				220	A	Furman	56 71					310	H	UNCG	84 72		
				302	A	Wofford	71 72					302	H	Wofford	74 72		
				44	H	Chattanooga	51 65					220	H	Furman	76 83		
				158	H	ETSU	43 45					158	A	ETSU	62 74		
				108	A	Samford	52 57					44	A	Chattanooga	59 77		

Non-Div I Games: Anderson (SC) 72 55 Brevard 68 60 Warren Wilson 106 52

Western Caro.

Loss, Non-Conf, S Site, H Home A Away N Neutral



Average RPI Win:	284	WON-LOST	WINNING	LAST 10	STRENGTH OF	OPP. STRENGTH	TEAM	ADJ.	CONF.	ADJ CONF.
Average RPI Loss:	131	RECORD	PCT. RANK	GAMES	SCHEDULE	OF SCHEDULE	RPI	RPI	RPI	RPI
DIV. I ONLY	13- 14	184	4- 6	278	224	232	232	18	18	
DIV. I NON-CONF.	5- 6	180	0- 0	307	255	246	246	19	19	
TOTALS	RPI 1-25	RPI 26-50	W-L RECORDS	RPI 51-100	RPI 101-150	RPI 150+				
13- 14	0- 0	0- 1	OVERALL	0- 5	2- 4	11- 4				
7- 5	0- 0	0- 0	HOME	0- 2	2- 1	5- 2				
5- 8	0- 0	0- 1	AWAY	0- 3	0- 3	5- 1				
1- 1	0- 0	0- 0	NEUTRAL	0- 0	0- 0	1- 1				
5- 6	0- 0	0- 1	NON-CONFERENCE	0- 1	1- 1	4- 3				
2- 2	0- 0	0- 0	HOME	0- 0	1- 0	1- 2				
2- 3	0- 0	0- 1	AWAY	0- 1	0- 1	2- 0				
1- 1	0- 0	0- 0	NEUTRAL	0- 0	0- 0	1- 1				
8- 8	0- 0	0- 0	CONFERENCE	0- 4	1- 3	7- 1				
5- 3	0- 0	0- 0	HOME	0- 2	1- 1	4- 0				
3- 5	0- 0	0- 0	AWAY	0- 2	0- 2	3- 1				
0- 0	0- 0	0- 0	NEUTRAL	0- 0	0- 0	0- 0				

RPI S	Opponent	Score	RPI S	Opponent	Score	RPI S	Opponent	Score	RPI S	Opponent	Score	Team's RPI: 232
46	A Kansas St.	45 84	57	A South Dakota	50 86	113	A North Dakota	67 78				
			57	H South Dakota	77 102	114	A IUPUI	87 96				
			59	A South Dakota St.	63 85	114	H IUPUI	60 68				
			59	H South Dakota St.	65 66	145	A Oral Roberts	55 79				
			63	A Iowa	81 96	145	H Oral Roberts	72 61				
						148	H SIUE	78 74				
						224	H Southeast Mo. St.	84 89				
						230	H Ill.-Chicago	70 78				
						254	N Bethune-Cookman	75 59				
						257	A Omaha	66 79				
						257	H Omaha	74 55				
						292	N Towson	77 83				
						304	A Denver	80 69				
						304	H Denver	63 60				
						314	A IPFW	78 74				
						314	H IPFW	88 87				
						323	A Illinois St.	79 64				
						324	A North Dakota St.	94 82				
						324	H North Dakota St.	100 89				
						339	A Eastern Ill.	92 69				
						341	H Chicago St.	88 50				
LAST 12 Division I GAMES:												
59	H South Dakota St.	65 66	314	H IPFW	88 87							
324	H North Dakota St.	100 89	257	H Omaha	74 55							
145	A Oral Roberts	55 79	57	H South Dakota	77 102							
57	A South Dakota	50 86	59	A South Dakota St.	63 85							
304	A Denver	80 69	324	A North Dakota St.	94 82							
114	A IUPUI	87 96	304	H Denver	63 60							

Non-Div I Games: Ashford 86 58 Central Methodist 108 46

Western Ill.

Loss, Non-Conf, S Site, H Home A Away N Neutral

Average RPI Win:	176	WON-LOST	WINNING	LAST 10	STRENGTH OF	OPP. STRENGTH	TEAM	ADJ.	CONF.	ADJ CONF.
Average RPI Loss:	78	RECORD	PCT. RANK	GAMES	SCHEDULE	OF SCHEDULE	RPI	RPI	RPI	RPI
DIV. I ONLY	21- 5	26	7- 3	133	97	42	42	12	12	
DIV. I NON-CONF.	8- 2	51	0- 0	216	93	57	57	11	11	
TOTALS	RPI 1-25	RPI 26-50	W-L RECORDS	RPI 51-100	RPI 101-150	RPI 150+				
21- 5	1- 1	0- 0	OVERALL	3- 3	3- 0	14- 1				
12- 1	1- 1	0- 0	HOME	3- 0	1- 0	7- 0				
8- 4	0- 0	0- 0	AWAY	0- 3	2- 0	6- 1				
1- 0	0- 0	0- 0	NEUTRAL	0- 0	0- 0	1- 0				
8- 2	1- 0	0- 0	NON-CONFERENCE	1- 1	1- 0	5- 1				
4- 0	1- 0	0- 0	HOME	1- 0	0- 0	2- 0				
3- 2	0- 0	0- 0	AWAY	0- 1	1- 0	2- 1				
1- 0	0- 0	0- 0	NEUTRAL	0- 0	0- 0	1- 0				
13- 3	0- 1	0- 0	CONFERENCE	2- 2	2- 0	9- 0				
8- 1	0- 1	0- 0	HOME	2- 0	1- 0	5- 0				
5- 2	0- 0	0- 0	AWAY	0- 2	1- 0	4- 0				
0- 0	0- 0	0- 0	NEUTRAL	0- 0	0- 0	0- 0				

RPI S	Opponent	Score	RPI S	Opponent	Score	Team's RPI: 42	RPI S	Opponent	Score	RPI S	Opponent	Score
14	H Louisville	71 69					60	A Middle Tenn.	75 83	144	A UT Arlington	73 64
22	H UTEP	78 85					60	H Middle Tenn.	62 51	147	A UAB	63 49
							62	A Ball St.	60 74	147	H UAB	64 55
							77	A Charlotte	72 81	154	A Old Dominion	85 74
							77	H Charlotte	77 66	154	H Old Dominion	68 51
							91	H Belmont	80 65	155	A Marshall	80 76
										155	H Marshall	81 52
										170	A Ole Miss	53 59
										178	A Fla. Atlantic	81 62
										183	N George Mason	84 58
										185	H Eastern Ky.	76 60
										225	H Rice	52 49
										227	A Col. of Charleston	78 44
										236	H North Texas	65 53
										263	H UTSA	72 65
										266	H Austin Peay	88 69
										309	A FIU	71 69
										334	A Lipscomb	64 56
LAST 12 Division I GAMES:												
147	H UAB	64 55	263	H UTSA	72 65							
60	H Middle Tenn.	62 51	60	A Middle Tenn.	75 83							
77	A Charlotte	72 81	147	A UAB	63 49							
154	A Old Dominion	85 74	77	H Charlotte	77 66							
155	A Marshall	80 76	154	H Old Dominion	68 51							
22	H UTEP	78 85	236	H North Texas	65 53							

Non-Div I Games: Alas. Anchorage 62 58

Western Ky.

■ Loss, 
■ Non-Conf, 
■ S Site, 
■ H Home 
■ A Away 
N Neutral

WON-LOST RECORD				Through Games of Feb. 19, 1910						
Average RPI Win:	242	WON-LOST	WINNING	LAST 10	STRENGTH OF	OPP. STRENGTH	TEAM	ADJ.	CONF.	ADJ CONF.
Average RPI Loss:	83	RECORD	PCT. RANK	GAMES	SCHEDULE	OF SCHEDULE	RPI	RPI	RPI	RPI
DIV. I ONLY	13- 13	167	3- 7	129	145	138	138	11	11	
DIV. I NON-CONF.	6- 4	125	0- 0	154	186	107	107	13	13	
-----										
TOTALS	RPI 1-25	RPI 26-50		W-L RECORDS		RPI 51-100	RPI 101-150	RPI 150+		
13- 13	0- 1	0- 2		OVERALL		0- 6	3- 3	10- 1		
6- 4	0- 0	0- 0		HOME		0- 2	2- 1	4- 1		
6- 7	0- 1	0- 1		AWAY		0- 3	1- 2	5- 0		
1- 2	0- 0	0- 1		NEUTRAL		0- 1	0- 0	1- 0		
6- 4	0- 1	0- 1		NON-CONFERENCE		0- 1	1- 1	5- 0		
2- 0	0- 0	0- 0		HOME		0- 0	1- 0	1- 0		
3- 2	0- 1	0- 0		AWAY		0- 0	0- 1	3- 0		
1- 2	0- 0	0- 1		NEUTRAL		0- 1	0- 0	1- 0		
7- 9	0- 0	0- 1		CONFERENCE		0- 5	2- 2	5- 1		
4- 4	0- 0	0- 0		HOME		0- 2	1- 1	3- 1		
3- 5	0- 0	0- 1		AWAY		0- 3	1- 1	2- 0		
0- 0	0- 0	0- 0		NEUTRAL		0- 0	0- 0	0- 0		

RPI 1-25				RPI 26-50				RPI 51-100				RPI 101+				Team's RPI: 138	
RPI	S	Opponent	Score	RPI	S	Opponent	Score	RPI	S	Opponent	Score	RPI	S	Opponent	Score		
21	A	Michigan St.	40 78	28	N	Mississippi St.	68 90	61	N	FGCU	42 60	103	A	Toledo	73 80		
				43	A	Ohio	63 73	62	A	Ball St.	54 60	103	H	Toledo	68 80		
								62	H	Ball St.	53 77	117	A	Northwestern	62 86		
								73	A	Central Mich.	51 53	118	A	Buffalo	92 78		
								73	H	Central Mich.	61 73	125	H	Akron	69 65		
								86	A	Eastern Mich.	66 70	150	H	Detroit	70 66		
												173	A	Loyola Chicago	68 45		
												186	N	Gardner-Webb	71 44		
												251	H	Northern Ill.	70 80		
												258	A	Bowling Green	65 49		
												258	H	Bowling Green	74 45		
												276	H	Miami (OH)	80 66		
												300	A	Bradley	72 59		
												314	A	IPFW	70 48		
												322	A	Kent St.	65 53		
												322	H	Kent St.	73 52		
												341	H	Chicago St.	65 56		
LAST 12 Division I GAMES:																	
				73	H	Central Mich.	61 73	103	H	Toledo	68 80						
				251	H	Northern Ill.	70 80	322	A	Kent St.	65 53						
				62	A	Ball St.	54 60	73	A	Central Mich.	51 53						
				125	H	Akron	69 65	62	H	Ball St.	53 77						
				258	A	Bowling Green	65 49	118	A	Buffalo	92 78						
				86	A	Eastern Mich.	66 70	276	H	Miami (OH)	80 66						

Non-Div I Games:	Ferris St.	73	41	Wis.-Parkside	56	49
------------------	------------	----	----	---------------	----	----

Western Mich.

Loss, Non-Conf, S Site, H Home A Away N Neutral

Average RPI Win:	252	WON-LOST	WINNING	LAST 10	STRENGTH OF	OPP. STRENGTH	TEAM	ADJ.	CONF.	ADJ CONF.
Average RPI Loss:	159	RECORD	PCT. RANK	GAMES	SCHEDULE	OF SCHEDULE	RPI	RPI	RPI	RPI
DIV. I ONLY	7- 20	292	3- 5	187	213	288	288	21	21	
DIV. I NON-CONF.	3- 8	258	1- 0	147	222	256	256	17	17	
TOTALS	RPI 1-25	RPI 26-50	W-L RECORDS	RPI 51-100	RPI 101-150	RPI 150+				
7- 20	0- 0	0- 3	OVERALL	0- 2	1- 6	6- 9				
5- 8	0- 0	0- 2	HOME	0- 1	1- 2	4- 3				
2- 11	0- 0	0- 1	AWAY	0- 1	0- 4	2- 5				
0- 1	0- 0	0- 0	NEUTRAL	0- 0	0- 0	0- 1				
3- 8	0- 0	0- 3	NON-CONFERENCE	0- 0	0- 1	3- 4				
2- 4	0- 0	0- 2	HOME	0- 0	0- 0	2- 2				
1- 3	0- 0	0- 1	AWAY	0- 0	0- 1	1- 1				
0- 1	0- 0	0- 0	NEUTRAL	0- 0	0- 0	0- 1				
4- 12	0- 0	0- 0	CONFERENCE	0- 2	1- 5	3- 5				
3- 4	0- 0	0- 0	HOME	0- 1	1- 2	2- 1				
1- 8	0- 0	0- 0	AWAY	0- 1	0- 3	1- 4				
0- 0	0- 0	0- 0	NEUTRAL	0- 0	0- 0	0- 0				

RPI 1-25				RPI 26-50				RPI 51-100				RPI 101+ Team's RPI: 288			
RPI	S	Opponent	Score	RPI	S	Opponent	Score	RPI	S	Opponent	Score	RPI	S	Opponent	Score
				27	H	Tennessee	51 58	95	A	Missouri St.	45 74	106	A	Drake	59 81
				37	A	Arkansas St.	40 67	95	H	Missouri St.	57 77	106	H	Drake	56 87
				41	H	Missouri	37 57					107	A	UNI	48 69
												107	H	UNI	44 55
												129	A	Southern Ill.	66 80
												129	H	Southern Ill.	57 48
												131	A	Creighton	54 79
												173	A	Loyola Chicago	55 60
												173	H	Loyola Chicago	65 62
												179	H	Eastern Wash.	62 67
												200	N	Richmond	50 63
												215	H	N.C. A&T	55 53
												217	A	Indiana St.	33 59
												224	H	Southeast Mo. St.	62 66
												273	H	Prairie View	64 36
												280	A	Tennessee Tech	48 54
												300	A	Bradley	44 50
												300	H	Bradley	50 55
												309	A	FIU	76 62
												323	A	Illinois St.	49 70
												333	A	Evansville	44 31
												333	H	Evansville	58 50
LAST 12 Division I GAMES:															
309	A	FIU	76 62	107	A	UNI	48 69								
95	A	Missouri St.	45 74	106	A	Drake	59 81								
129	A	Southern Ill.	66 80	95	H	Missouri St.	57 77								
333	A	Evansville	44 31	333	H	Evansville	58 50								
173	H	Loyola Chicago	65 62	129	H	Southern Ill.	57 48								
300	H	Bradley	50 55	300	A	Bradley	44 50								

Non-Div I Games:

Wichita St.

■ Loss, 
■ Non-Conf, 
■ S Site, 
■ H Home 
■ A Away 
N Neutral

Average RPI Win: 245		WON-LOST	WINNING	LAST 10	STRENGTH OF	OPP. STRENGTH	TEAM	ADJ.	CONF.	ADJ CONF.
Average RPI Loss: 131		RECORD	PCT. RANK	GAMES	SCHEDULE	OF SCHEDULE	RPI	RPI	RPI	RPI
DIV. I ONLY		15- 13	154	3- 7	288	161	198	198	13	13
DIV. I NON-CONF.		9- 2	37	0- 0	338	306	144	144	10	10
TOTALS		RPI 1-25	RPI 26-50	W-L RECORDS	RPI 51-100	RPI 101-150	RPI 150+			
15- 13	0- 0		1- 1	OVERALL	0- 6	0- 0	14- 6			
9- 4	0- 0		1- 0	HOME	0- 2	0- 0	8- 2			
6- 9	0- 0		0- 0	AWAY	0- 0	0- 0	6- 2			
0- 0	0- 0		0- 0	NEUTRAL	0- 0	0- 0	0- 0			
9- 2	0- 0		0- 0	NON-CONFERENCE	0- 1	0- 0	9- 1			
5- 0	0- 0		0- 0	HOME	0- 0	0- 0	5- 0			
4- 2	0- 0		0- 0	AWAY	0- 1	0- 0	4- 1			
0- 0	0- 0		0- 0	NEUTRAL	0- 0	0- 0	0- 0			
6- 11	0- 0		1- 1	CONFERENCE	0- 5	0- 0	5- 5			
4- 4	0- 0		1- 0	HOME	0- 2	0- 0	3- 2			
2- 7	0- 0		0- 1	AWAY	0- 3	0- 0	2- 3			
0- 0	0- 0		0- 0	NEUTRAL	0- 0	0- 0	0- 0			

RPI 1-25				RPI 26-50				RPI 51-100				RPI 101+				Team's RPI: 198	
RPI	S	Opponent	Score	RPI	S	Opponent	Score	RPI	S	Opponent	Score	RPI	S	Opponent	Score		
				39	A	James Madison	63 83	75	A	Hofstra	45 75	154	H	Old Dominion	75 64		
				39	H	James Madison	65 59	75	H	Hofstra	53 61	159	A	Northeastern	68 69		
								81	A	Drexel	53 69	159	H	Northeastern	69 62		
								81	H	Drexel	50 67	165	A	Delaware	63 67		
								84	A	VCU	47 73	165	H	Delaware	53 69		
								93	A	Elon	51 73	190	H	Grambling	74 55		
												200	A	Richmond	50 56		
												227	A	Col. of Charleston	66 40		
												227	H	Col. of Charleston	51 55		
												241	A	Loyola Maryland	62 61		
												248	A	Clemson	58 41		
												264	A	UNCW	44 59		
												264	H	UNCW	77 65		
												281	H	American	62 51		
												292	A	Towson	73 54		
												292	H	Towson	78 65		
												302	H	Wofford	75 55		
												316	A	Delaware St.	65 59		
												319	A	Mt. St. Mary's	76 74		
												347	H	Norfolk St.	67 47		
LAST 12 Division I GAMES:																	
				81	A	Drexel	53 69	264	A	UNCW	44 59						
				292	H	Towson	78 65	93	A	Elon	51 73						
				227	A	Col. of Charleston	66 40	159	H	Northeastern	69 62						
				39	A	James Madison	63 83	227	H	Col. of Charleston	51 55						
				165	H	Delaware	53 69	165	A	Delaware	63 67						
				75	H	Hofstra	53 61	264	H	UNCW	77 65						

Non-Div I Games:

William & Mary

Loss, Non-Conf, S Site, H Home A Away N Neutral

## Winthrop

Through Games Of Feb. 29, 2016

Average RPI Win:	269	WON-LOST	WINNING	LAST 10	STRENGTH OF	OPP. STRENGTH	TEAM	ADJ.	CONF.	ADJ CONF.
Average RPI Loss:	182	RECORD	PCT. RANK	GAMES	SCHEDULE	OF SCHEDULE	RPI	RPI	RPI	RPI
DIV. I ONLY	4- 23	328	2- 8	186	275	327	327	28	28	
DIV. I NON-CONF.	1- 8	320	0- 0	68	68	259	259	29	29	
TOTALS	RPI 1-25	RPI 26-50	W-L RECORDS	RPI 51-100	RPI 101-150	RPI 150+				
4- 23	0- 1	0- 2	OVERALL	0- 2	0- 4	4- 14				
4- 6	0- 0	0- 0	HOME	0- 0	0- 1	4- 5				
0- 16	0- 1	0- 1	AWAY	0- 2	0- 3	0- 9				
0- 1	0- 0	0- 1	NEUTRAL	0- 0	0- 0	0- 0				
1- 8	0- 1	0- 2	NON-CONFERENCE	0- 2	0- 1	1- 2				
1- 0	0- 0	0- 0	HOME	0- 0	0- 0	1- 0				
0- 7	0- 1	0- 1	AWAY	0- 2	0- 1	0- 2				
0- 1	0- 0	0- 1	NEUTRAL	0- 0	0- 0	0- 0				
3- 15	0- 0	0- 0	CONFERENCE	0- 0	0- 3	3- 12				
3- 6	0- 0	0- 0	HOME	0- 0	0- 1	3- 5				
0- 9	0- 0	0- 0	AWAY	0- 0	0- 2	0- 7				
0- 0	0- 0	0- 0	NEUTRAL	0- 0	0- 0	0- 0				

RPI 1-25				RPI 26-50				RPI 51-100				RPI 101+ Team's RPI: 327			
RPI	S	Opponent	Score	RPI	S	Opponent	Score	RPI	S	Opponent	Score	RPI	S	Opponent	Score
4	A	South Carolina	37 86	35	A	Oklahoma	48 78	51	A	Duke	50 78	116	A	Liberty	61 77
				43	N	Ohio	54 75	64	A	Auburn	33 76	125	A	Akron	59 76
												136	A	UNC Asheville	55 63
												136	H	UNC Asheville	59 67
												186	A	Gardner-Webb	52 70
												186	H	Gardner-Webb	81 62
												201	A	Radford	44 66
												201	H	Radford	38 67
												220	A	Furman	52 71
												223	A	Presbyterian	44 77
												223	H	Presbyterian	48 59
												227	A	Col. of Charleston	63 77
												247	A	High Point	60 80
												247	H	High Point	67 74
												270	A	Campbell	56 69
												270	H	Campbell	50 49
												272	H	Coastal Caro.	52 43
												297	A	Charleston So.	51 54
												297	H	Charleston So.	50 58
												321	A	Longwood	60 67
												321	H	Longwood	60 63
												348	H	N.C. Central	62 39
LAST 12 Division I GAMES:															
				223	A	Presbyterian	44 77					136	H	UNC Asheville	59 67
				201	H	Radford	38 67					297	H	Charleston So.	50 58
				247	A	High Point	60 80					321	A	Longwood	60 67
				270	A	Campbell	56 69					270	H	Campbell	50 49
				272	H	Coastal Caro.	52 43					247	H	High Point	67 74
				186	A	Gardner-Webb	52 70					116	A	Liberty	61 77

Non-Div I Games:

Winthrop

■ Loss, 
 ■ Non-Conf, S Site, 
 ■ Home 
 ■ Away 
 N Neutral

Average RPI Win:	134	WON-LOST	WINNING	LAST 10	STRENGTH OF	OPP. STRENGTH	TEAM	ADJ.	CONF.	ADJ CONF.
Average RPI Loss:	72	RECORD	PCT. RANK	GAMES	SCHEDULE	OF SCHEDULE	RPI	RPI	RPI	RPI
DIV. I ONLY	7- 21	296	1- 9	19	24	177	177	5	5	
DIV. I NON-CONF.	4- 6	201	0- 0	66	77	159	159	4	4	
TOTALS	RPI 1-25	RPI 26-50	W-L RECORDS	RPI 51-100	RPI 101-150	RPI 150+				
7- 21	0- 7	1- 1	OVERALL	1- 8	2- 2	3- 3				
5- 9	0- 4	1- 0	HOME	1- 2	1- 2	2- 1				
1- 12	0- 3	0- 1	AWAY	0- 6	1- 0	0- 2				
1- 0	0- 0	0- 0	NEUTRAL	0- 0	0- 0	1- 0				
4- 6	0- 2	0- 0	NON-CONFERENCE	0- 2	1- 1	3- 1				
2- 3	0- 2	0- 0	HOME	0- 0	0- 1	2- 0				
1- 3	0- 0	0- 0	AWAY	0- 2	1- 0	0- 1				
1- 0	0- 0	0- 0	NEUTRAL	0- 0	0- 0	1- 0				
3- 15	0- 5	1- 1	CONFERENCE	1- 6	1- 1	0- 2				
3- 6	0- 2	1- 0	HOME	1- 2	1- 1	0- 1				
0- 9	0- 3	0- 1	AWAY	0- 4	0- 0	0- 1				
0- 0	0- 0	0- 0	NEUTRAL	0- 0	0- 0	0- 0				

RPI S	Opponent	Score	RPI S	Opponent	Score	RPI S	Opponent	Score	RPI S	Opponent	Score	Team's RPI: 177
5	A Ohio St.	61 87	40	A Indiana	57 67	54	A Rutgers	41 61	106	H Drake	70 89	
11	A Maryland	77 83	40	H Indiana	73 69	58	A Purdue	48 68	117	H Northwestern	53 71	
11	H Maryland	65 90				58	H Purdue	64 57	127	H Penn St.	82 62	
18	H Florida	75 91				63	H Iowa	54 57	132	A Wake Forest	64 51	
20	H Green Bay	58 72				68	A Michigan	65 82	163	A Illinois	65 71	
21	A Michigan St.	67 77				71	A Dayton	64 87	163	H Illinois	56 76	
21	H Michigan St.	54 77				76	H Minnesota	77 84	165	N Delaware	54 52	
						90	A Nebraska	62 75	168	H Louisiana Tech	79 65	
						96	A Marquette	61 77	245	A San Diego St.	57 63	
									251	H Northern Ill.	89 62	
LAST 12 Division I GAMES:												
58	A Purdue	48 68	58	H Purdue	64 57							
11	A Maryland	77 83	5	A Ohio St.	61 87							
117	H Northwestern	53 71	21	H Michigan St.	54 77							
163	H Illinois	56 76	90	A Nebraska	62 75							
40	A Indiana	57 67	76	H Minnesota	77 84							
68	A Michigan	65 82	11	H Maryland	65 90							

Non-Div I Games:

Wisconsin

■ Loss, 
 ■ Non-Conf, S Site, 
 ■ Home 
 ■ Away 
 N Neutral

Average RPI Win: <b>294</b>	WON-LOST	WINNING	LAST 10	STRENGTH OF	OPP. STRENGTH	TEAM	ADJ.	CONF.	ADJ CONF.
Average RPI Loss: <b>167</b>	RECORD	PCT. RANK	GAMES	SCHEDULE	OF SCHEDULE	RPI	RPI	RPI	RPI
DIV. I ONLY	7- 19	290	2- 8	232	289	302	302	17	17
DIV. I NON-CONF.	4- 8	234	0- 0	244	349	282	282	15	15
TOTALS	RPI 1-25	RPI 26-50	W-L RECORDS	RPI 51-100	RPI 101-150	RPI 150+			
7- 19	0- 0	0- 2	OVERALL	0- 1	0- 6	7- 10			
6- 6	0- 0	0- 1	HOME	0- 0	0- 3	6- 2			
1- 13	0- 0	0- 1	AWAY	0- 1	0- 3	1- 8			
0- 0	0- 0	0- 0	NEUTRAL	0- 0	0- 0	0- 0			
4- 8	0- 0	0- 0	NON-CONFERENCE	0- 1	0- 2	4- 5			
4- 1	0- 0	0- 0	HOME	0- 0	0- 1	4- 0			
0- 7	0- 0	0- 0	AWAY	0- 1	0- 1	0- 5			
0- 0	0- 0	0- 0	NEUTRAL	0- 0	0- 0	0- 0			
3- 11	0- 0	0- 2	CONFERENCE	0- 0	0- 4	3- 5			
2- 5	0- 0	0- 1	HOME	0- 0	0- 2	2- 2			
1- 6	0- 0	0- 1	AWAY	0- 0	0- 2	1- 3			
0- 0	0- 0	0- 0	NEUTRAL	0- 0	0- 0	0- 0			

RPI 1-25				RPI 26-50				RPI 51-100				RPI 101+				Team's RPI: 302	
RPI	S	Opponent	Score	RPI	S	Opponent	Score	RPI	S	Opponent	Score	RPI	S	Opponent	Score		
				44	A	Chattanooga	48 65	76	A	Minnesota	54 98	108	A	Samford	48 50		
				44	H	Chattanooga	40 53					108	H	Samford	39 58		
												109	A	Virginia Tech	42 73		
												110	A	Mercer	32 80		
												110	H	Mercer	61 70		
												136	H	UNC Asheville	63 70		
												158	A	ETSU	69 70		
												158	H	ETSU	54 70		
												186	A	Gardner-Webb	61 64		
												198	A	William & Mary	55 75		
												201	H	Radford	79 70		
												220	A	Furman	64 70		
												220	H	Furman	61 70		
												272	A	Coastal Caro.	69 83		
												289	H	Kennesaw St.	70 59		
												294	H	Jacksonville St.	66 54		
												297	A	Charleston So.	64 74		
												303	A	Western Caro.	72 74		
												303	H	Western Caro.	72 71		
												307	A	South Carolina St.	47 60		
												310	A	UNCG	58 56		
												310	H	UNCG	104 64		
												348	H	N.C. Central	60 37		
LAST 12 Division I GAMES:																	
				108	A	Samford	48 50					158	A	ETSU	69 70		
				110	A	Mercer	32 80					108	H	Samford	39 58		
				310	H	UNCG	104 64					110	H	Mercer	61 70		
				303	H	Western Caro.	72 71					303	A	Western Caro.	72 74		
				220	A	Furman	64 70					310	A	UNCG	58 56		
				44	A	Chattanooga	48 65					220	H	Furman	61 70		

Non-Div I Games:      Montreat                      83    48                      Bluefield Col.                      69    58

Wofford

Loss, Non-Conf, S Site, H Home A Away N Neutral



Average RPI Win:	224	WON-LOST	WINNING	LAST 10	STRENGTH OF	OPP. STRENGTH	TEAM	ADJ.	CONF.	ADJ CONF.
Average RPI Loss:	82	RECORD	PCT. RANK	GAMES	SCHEDULE	OF SCHEDULE	RPI	RPI	RPI	RPI
DIV. I ONLY	18- 9	76	5- 5	169	127	105	105	14	14	
DIV. I NON-CONF.	8- 3	77	0- 0	282	86	136	136	16	16	
TOTALS	RPI 1-25	RPI 26-50	W-L RECORDS	RPI 51-100	RPI 101-150	RPI 150+				
18- 9	0- 2	1- 2	OVERALL	0- 1	3- 4	14- 0				
8- 4	0- 1	0- 1	HOME	0- 0	1- 2	7- 0				
8- 4	0- 1	0- 1	AWAY	0- 0	2- 2	6- 0				
2- 1	0- 0	1- 0	NEUTRAL	0- 1	0- 0	1- 0				
8- 3	0- 0	1- 2	NON-CONFERENCE	0- 1	0- 0	7- 0				
4- 1	0- 0	0- 1	HOME	0- 0	0- 0	4- 0				
2- 1	0- 0	0- 1	AWAY	0- 0	0- 0	2- 0				
2- 1	0- 0	1- 0	NEUTRAL	0- 1	0- 0	1- 0				
10- 6	0- 2	0- 0	CONFERENCE	0- 0	3- 4	7- 0				
4- 3	0- 1	0- 0	HOME	0- 0	1- 2	3- 0				
6- 3	0- 1	0- 0	AWAY	0- 0	2- 2	4- 0				
0- 0	0- 0	0- 0	NEUTRAL	0- 0	0- 0	0- 0				

RPI 1-25				RPI 26-50				RPI 51-100				RPI 101+ Team's RPI: 105			
RPI	S	Opponent	Score	RPI	S	Opponent	Score	RPI	S	Opponent	Score	RPI	S	Opponent	Score
20	A	Green Bay	55 70	26	H	Georgia	57 63	63	N	Iowa	77 83	126	A	Youngstown St.	69 72
20	H	Green Bay	58 63	33	A	Miami (FL)	67 80					140	A	Northern Ky.	76 65
				38	N	George Washington	77 71					140	H	Northern Ky.	66 61
												149	A	Milwaukee	57 68
												149	H	Milwaukee	60 82
												150	A	Detroit	89 71
												150	H	Detroit	93 95
												185	A	Eastern Ky.	71 69
												195	H	Butler	66 53
												212	A	Oakland	77 72
												212	H	Oakland	79 63
												230	A	Ill.-Chicago	80 72
												230	H	Ill.-Chicago	73 62
												252	A	Valparaiso	65 54
												252	H	Valparaiso	80 63
												266	H	Austin Peay	77 56
												274	A	Cleveland St.	93 65
												286	N	Houston	75 61
												308	H	Southeastern La.	106 72
												322	A	Kent St.	73 68
												334	H	Lipscomb	92 65
LAST 12 Division I GAMES:															
149	A	Milwaukee	57 68	252	A	Valparaiso	65 54								
20	A	Green Bay	55 70	274	A	Cleveland St.	93 65								
150	H	Detroit	93 95	126	A	Youngstown St.	69 72								
212	H	Oakland	79 63	20	H	Green Bay	58 63								
140	A	Northern Ky.	76 65	149	H	Milwaukee	60 82								
230	A	Ill.-Chicago	80 72	212	A	Oakland	77 72								

Non-Div I Games: Mt. St. Joseph 117 26 Cincinnati Christia107 44

Wright St.

Loss, Non-Conf, S Site, H Home A Away N Neutral

## Wyoming

Through Games Of Feb. 29, 2016

Average RPI Win:	246	WON-LOST	WINNING	LAST 10	STRENGTH OF	OPP. STRENGTH	TEAM	ADJ.	CONF.	ADJ CONF.
Average RPI Loss:	158	RECORD	PCT. RANK	GAMES	SCHEDULE	OF SCHEDULE	RPI	RPI	RPI	RPI
DIV. I ONLY	12- 14	196	3- 7	236	242	238	238	19	19	
DIV. I NON-CONF.	6- 3	99	0- 0	199	285	124	124	20	20	
TOTALS	RPI 1-25	RPI 26-50	W-L RECORDS	RPI 51-100	RPI 101-150	RPI 150+				
12- 14	0- 0	0- 3	OVERALL	0- 0	1- 4	11- 7				
9- 5	0- 0	0- 2	HOME	0- 0	1- 1	8- 2				
3- 9	0- 0	0- 1	AWAY	0- 0	0- 3	3- 5				
0- 0	0- 0	0- 0	NEUTRAL	0- 0	0- 0	0- 0				
6- 3	0- 0	0- 1	NON-CONFERENCE	0- 0	1- 2	5- 0				
4- 1	0- 0	0- 1	HOME	0- 0	1- 0	3- 0				
2- 2	0- 0	0- 0	AWAY	0- 0	0- 2	2- 0				
0- 0	0- 0	0- 0	NEUTRAL	0- 0	0- 0	0- 0				
6- 11	0- 0	0- 2	CONFERENCE	0- 0	0- 2	6- 7				
5- 4	0- 0	0- 1	HOME	0- 0	0- 1	5- 2				
1- 7	0- 0	0- 1	AWAY	0- 0	0- 1	1- 5				
0- 0	0- 0	0- 0	NEUTRAL	0- 0	0- 0	0- 0				

RPI 1-25				RPI 26-50				RPI 51-100				RPI 101+ Team's RPI: 238			
RPI	S	Opponent	Score	RPI	S	Opponent	Score	RPI	S	Opponent	Score	RPI	S	Opponent	Score
				45	A	Colorado St.	42 63					104	A	Gonzaga	57 61
				45	H	Colorado St.	57 62					128	A	Fresno St.	52 64
				50	H	St. Mary's (CA)	64 70					128	H	Fresno St.	42 49
												139	A	Idaho	57 61
												141	H	Montana St.	75 69
												151	A	Boise St.	49 58
												151	H	Boise St.	82 58
												171	H	Montana	68 61
												181	H	New Mexico	66 48
												189	H	Colorado	77 68
												194	H	San Jose St.	66 67
												204	A	UNLV	37 66
												204	H	UNLV	80 57
												218	A	Utah St.	75 84
												245	A	San Diego St.	40 53
												245	H	San Diego St.	77 84
												267	H	UC Santa Barbara	76 67
												304	A	Denver	75 64
												318	A	Nevada	65 68
												318	H	Nevada	68 53
												337	A	Cal St. Fullerton	61 56
												343	A	Air Force	67 45
												343	H	Air Force	84 56
LAST 12 Division I GAMES:															
				204	H	UNLV	80 57					343	H	Air Force	84 56
				245	A	San Diego St.	40 53					45	A	Colorado St.	42 63
				45	H	Colorado St.	57 62					128	H	Fresno St.	42 49
				128	A	Fresno St.	52 64					151	A	Boise St.	49 58
				151	H	Boise St.	82 58					318	A	Nevada	65 68
				218	A	Utah St.	75 84					181	H	New Mexico	66 48

Non-Div I Games: Chadron St. 81 53

Wyoming

■ Loss, 
 ■ Non-Conf, 
 ■ S Site, 
 ■ Home 
 ■ A Away 
 N Neutral

Average RPI Win:	221	WON-LOST	WINNING	LAST 10	STRENGTH OF	OPP. STRENGTH	TEAM	ADJ.	CONF.	ADJ CONF.
Average RPI Loss:	60	RECORD	PCT. RANK	GAMES	SCHEDULE	OF SCHEDULE	RPI	RPI	RPI	RPI
DIV. I ONLY	17- 12	122	3- 7	210	79	157	157	6	6	
DIV. I NON-CONF.	9- 2	37	0- 0	335	244	187	187	6	6	
TOTALS	RPI 1-25	RPI 26-50	W-L RECORDS	RPI 51-100	RPI 101-150	RPI 150+				
17- 12	0- 2	1- 3	OVERALL	2- 6	1- 1	13- 0				
15- 4	0- 1	1- 1	HOME	2- 2	1- 0	11- 0				
2- 8	0- 0	0- 0	AWAY	0- 0	0- 0	2- 0				
0- 0	0- 0	0- 0	NEUTRAL	0- 0	0- 0	0- 0				
9- 2	0- 0	0- 0	NON-CONFERENCE	0- 2	0- 0	9- 0				
9- 1	0- 0	0- 0	HOME	0- 1	0- 0	9- 0				
0- 1	0- 0	0- 0	AWAY	0- 1	0- 0	0- 0				
0- 0	0- 0	0- 0	NEUTRAL	0- 0	0- 0	0- 0				
8- 10	0- 2	1- 3	CONFERENCE	2- 4	1- 1	4- 0				
6- 3	0- 1	1- 1	HOME	2- 1	1- 0	2- 0				
2- 7	0- 1	0- 2	AWAY	0- 3	0- 1	2- 0				
0- 0	0- 0	0- 0	NEUTRAL	0- 0	0- 0	0- 0				

RPI 1-25				RPI 26-50				RPI 51-100				RPI 101+ Team's RPI: 157			
RPI	S	Opponent	Score	RPI	S	Opponent	Score	RPI	S	Opponent	Score	RPI	S	Opponent	Score
19	A	DePaul	52 82	36	A	Seton Hall	66 82	56	A	St. John's (NY)	41 57	131	A	Creighton	47 74
19	H	DePaul	53 70	36	H	Seton Hall	67 72	56	H	St. John's (NY)	56 69	131	H	Creighton	57 55
				47	A	Villanova	55 58	60	H	Middle Tenn.	53 62	195	A	Butler	73 63
				47	H	Villanova	74 67	68	A	Michigan	54 92	195	H	Butler	55 47
								94	A	Georgetown	51 63	201	H	Radford	63 56
								94	H	Georgetown	59 54	221	H	Cincinnati	65 56
								96	A	Marquette	69 74	233	H	Binghamton	64 55
								96	H	Marquette	71 66	259	A	Providence	62 54
												259	H	Providence	72 47
												280	H	Tennessee Tech	64 47
												287	H	UMES	61 56
												289	H	Kennesaw St.	62 59
												308	H	Southeastern La.	67 27
												332	H	Howard	70 47
												333	H	Evansville	65 57
LAST 12 Division I GAMES:															
94	A	Georgetown	51 63	131	H	Creighton	57 55								
47	A	Villanova	55 58	259	H	Providence	72 47								
36	H	Seton Hall	67 72	195	H	Butler	55 47								
56	H	St. John's (NY)	56 69	56	A	St. John's (NY)	41 57								
96	A	Marquette	69 74	36	A	Seton Hall	66 82								
19	A	DePaul	52 82	19	H	DePaul	53 70								

Non-Div I Games:

Xavier

Average RPI Win:	240	WON-LOST	WINNING	LAST 10	STRENGTH OF	OPP. STRENGTH	TEAM	ADJ.	CONF.	ADJ CONF.
Average RPI Loss:	89	RECORD	PCT. RANK	GAMES	SCHEDULE	OF SCHEDULE	RPI	RPI	RPI	RPI
DIV. I ONLY	11- 17	236	1- 9	65	171	164	164	10	10	
DIV. I NON-CONF.	8- 8	160	0- 0	106	202	147	147	12	12	
TOTALS	RPI 1-25	RPI 26-50	W-L RECORDS	RPI 51-100	RPI 101-150	RPI 150+				
11- 17	0- 0	0- 6	OVERALL	0- 6	1- 2	10- 3				
7- 5	0- 0	0- 2	HOME	0- 2	0- 0	7- 1				
2- 11	0- 0	0- 3	AWAY	0- 4	0- 2	2- 2				
2- 1	0- 0	0- 1	NEUTRAL	0- 0	1- 0	1- 0				
8- 8	0- 0	0- 2	NON-CONFERENCE	0- 4	1- 2	7- 0				
6- 1	0- 0	0- 0	HOME	0- 1	0- 0	6- 0				
0- 6	0- 0	0- 1	AWAY	0- 3	0- 2	0- 0				
2- 1	0- 0	0- 1	NEUTRAL	0- 0	1- 0	1- 0				
3- 9	0- 0	0- 4	CONFERENCE	0- 2	0- 0	3- 3				
1- 4	0- 0	0- 2	HOME	0- 1	0- 0	1- 1				
2- 5	0- 0	0- 2	AWAY	0- 1	0- 0	2- 2				
0- 0	0- 0	0- 0	NEUTRAL	0- 0	0- 0	0- 0				

RPI S	Opponent	Score	RPI S	Opponent	Score	RPI S	Opponent	Score	RPI S	Opponent	Score	Team's RPI: 164
			29 N	West Virginia	60 70	52 A	Albany (NY)	70 74	115 A	Boston College	60 73	
			32 A	Princeton	50 65	56 A	St. John's (NY)	56 69	120 N	Iona	63 48	
			32 H	Princeton	81 94	65 H	Army West Point	61 65	137 A	North Carolina	63 70	
			34 A	Penn	49 68	71 A	Dayton	75 81	156 A	Cornell	63 74	
			34 H	Penn	59 77	100 A	Harvard	63 65	160 H	Stony Brook	62 57	
			40 A	Indiana	60 76	100 H	Harvard	69 72	213 A	Brown	48 39	
									213 H	Brown	81 54	
									229 A	Dartmouth	65 62	
									229 H	Dartmouth	63 68	
									235 A	Columbia	71 77	
									239 H	New Hampshire	63 46	
									243 H	Manhattan	62 36	
									250 H	Holy Cross	69 59	
									312 N	Fairleigh Dickinson	77 58	
									323 H	Illinois St.	60 47	
									342 H	Wagner	78 60	
LAST 12 Division I GAMES:												
229 A	Dartmouth	65 62	156 A	Cornell	63 74							
100 A	Harvard	63 65	235 A	Columbia	71 77							
34 H	Penn	59 77	32 A	Princeton	50 65							
32 H	Princeton	81 94	34 A	Penn	49 68							
100 H	Harvard	69 72	213 A	Brown	48 39							
229 H	Dartmouth	63 68	213 H	Brown	81 54							

Non-Div I Games: Albertus Magnus 67 34

Yale

Average RPI Win:	204	WON-LOST	WINNING	LAST 10	STRENGTH OF	OPP. STRENGTH	TEAM	ADJ.	CONF.	ADJ CONF.
Average RPI Loss:	154	RECORD	PCT. RANK	GAMES	SCHEDULE	OF SCHEDULE	RPI	RPI	RPI	RPI
DIV. I ONLY	16- 9	91	5- 5	172	181	126	126	14	14	
DIV. I NON-CONF.	7- 2	57	0- 0	254	258	102	102	16	16	
TOTALS	RPI 1-25	RPI 26-50	W-L RECORDS	RPI 51-100	RPI 101-150	RPI 150+				
16- 9	0- 2	0- 0	OVERALL	1- 0	4- 4	11- 3				
10- 4	0- 1	0- 0	HOME	0- 0	2- 2	8- 1				
6- 5	0- 1	0- 0	AWAY	1- 0	2- 2	3- 2				
0- 0	0- 0	0- 0	NEUTRAL	0- 0	0- 0	0- 0				
7- 2	0- 0	0- 0	NON-CONFERENCE	1- 0	0- 2	6- 0				
5- 0	0- 0	0- 0	HOME	0- 0	0- 0	5- 0				
2- 2	0- 0	0- 0	AWAY	1- 0	0- 2	1- 0				
0- 0	0- 0	0- 0	NEUTRAL	0- 0	0- 0	0- 0				
9- 7	0- 2	0- 0	CONFERENCE	0- 0	4- 2	5- 3				
5- 4	0- 1	0- 0	HOME	0- 0	2- 2	3- 1				
4- 3	0- 1	0- 0	AWAY	0- 0	2- 0	2- 2				
0- 0	0- 0	0- 0	NEUTRAL	0- 0	0- 0	0- 0				

RPI	S	Opponent	Score	RPI	S	Opponent	Score	RPI	S	Opponent	Score	RPI	S	Opponent	Score	Team's RPI: 126
20	A	Green Bay	35 69					85	A	Bucknell	55 47	105	H	Wright St.	72 69	
20	H	Green Bay	60 68									125	A	Akron	49 74	
												127	A	Penn St.	51 68	
												140	H	Northern Ky.	77 88	
												149	A	Milwaukee	70 62	
												149	H	Milwaukee	69 67	
												150	A	Detroit	72 70	
												150	H	Detroit	68 69	
												201	H	Radford	54 53	
												202	H	Robert Morris	55 46	
												210	H	Canisius	53 51	
												212	A	Oakland	96 77	
												212	H	Oakland	67 63	
												230	A	Ill.-Chicago	69 64	
												230	H	Ill.-Chicago	62 41	
												252	A	Valparaiso	60 65	
												252	H	Valparaiso	87 66	
												253	H	Tennessee St.	69 58	
												274	A	Cleveland St.	68 75	
												274	H	Cleveland St.	43 53	
												296	A	Niagara	71 54	
												322	H	Kent St.	91 61	
LAST 12 Division I GAMES:																
230	H	Ill.-Chicago	62 41	212	H	Oakland	67 63									
252	H	Valparaiso	87 66	140	H	Northern Ky.	77 88									
274	H	Cleveland St.	43 53	105	H	Wright St.	72 69									
149	A	Milwaukee	70 62	252	A	Valparaiso	60 65									
20	A	Green Bay	35 69	230	A	Ill.-Chicago	69 64									
150	H	Detroit	68 69	274	A	Cleveland St.	68 75									

Non-Div I Games: Lake Erie 89 61 Salem Int'l 80 40

Youngstown St.

Loss, Non-Conf, S Site, H Home A Away N Neutral