

Average RPI Win:	286	WON-LOST	WINNING	LAST 10	STRENGTH OF	OPP. STRENGTH	TEAM	ADJ.	CONF.	ADJ CONF.
Average RPI Loss:	193	RECORD	PCT. RANK	GAMES	SCHEDULE	OF SCHEDULE	RPI	RPI	RPI	RPI
DIV. I ONLY	8- 17	270	5- 5	304	306	314	314	26	26	
DIV. I NON-CONF.	2- 7	280	0- 0	214	328	317	317	26	26	
TOTALS	RPI 1-25	RPI 26-50	W-L RECORDS	RPI 51-100	RPI 101-150	RPI 150+				
8- 17	0- 0	0- 0	OVERALL	0- 2	0- 2	8- 13				
6- 9	0- 0	0- 0	HOME	0- 1	0- 1	6- 7				
2- 7	0- 0	0- 0	AWAY	0- 0	0- 1	2- 6				
0- 1	0- 0	0- 0	NEUTRAL	0- 1	0- 0	0- 0				
2- 7	0- 0	0- 0	NON-CONFERENCE	0- 1	0- 0	2- 6				
2- 4	0- 0	0- 0	HOME	0- 0	0- 0	2- 4				
0- 2	0- 0	0- 0	AWAY	0- 0	0- 0	0- 2				
0- 1	0- 0	0- 0	NEUTRAL	0- 1	0- 0	0- 0				
6- 10	0- 0	0- 0	CONFERENCE	0- 1	0- 2	6- 7				
4- 5	0- 0	0- 0	HOME	0- 1	0- 1	4- 3				
2- 5	0- 0	0- 0	AWAY	0- 0	0- 1	2- 4				
0- 0	0- 0	0- 0	NEUTRAL	0- 0	0- 0	0- 0				

RPI 1-25			RPI 26-50			RPI 51-100			RPI 101+			Team's RPI:	314	
RPI	S	Opponent	Score	RPI	S	Opponent	Score	RPI	S	Opponent	Score			
								71	H	Abilene Christian	65	71		
								97	N	New Mexico St.	51	70		
										113	H	Central Ark.	55	66
										122	A	Northwestern St.	43	60
										153	A	McNeese St.	51	72
										162	H	East Carolina	46	82
										168	A	Fordham	49	67
										193	H	Cal Poly	45	56
										202	A	Stephen F. Austin	59	72
										202	H	Stephen F. Austin	66	71
										203	H	UNLV	51	65
										211	H	UTRGV	49	46
										221	H	Rice	60	55
										225	A	Sam Houston St.	57	75
										225	H	Sam Houston St.	81	71
										243	A	Texas Southern	43	51
										246	H	Houston Baptist	59	73
										282	H	Houston	73	76
										286	A	Lamar	70	75
										306	H	Southeastern La.	69	67
										311	H	Nicholls St.	62	64
										330	A	New Orleans	75	64
										330	H	New Orleans	73	59
										333	A	Incarnate Word	57	56
										333	H	Incarnate Word	69	55
LAST 12 Division I GAMES:														
				225	A	Sam Houston St.	57	75		246	H	Houston Baptist	59	73
				333	H	Incarnate Word	69	55		202	H	Stephen F. Austin	66	71
				71	H	Abilene Christian	65	71		333	A	Incarnate Word	57	56
				202	A	Stephen F. Austin	59	72		330	H	New Orleans	73	59
				330	A	New Orleans	75	64		306	H	Southeastern La.	69	67
				225	H	Sam Houston St.	81	71		311	H	Nicholls St.	62	64

Non-Div I Games: Western N.M. 57 42 Angelo St. 80 85

Average RPI Win:	231	WON-LOST	WINNING	LAST 10	STRENGTH OF	OPP. STRENGTH	TEAM	ADJ.	CONF.	ADJ CONF.
Average RPI Loss:	157	RECORD	PCT. RANK	GAMES	SCHEDULE	OF SCHEDULE	RPI	RPI	RPI	RPI
DIV. I ONLY	20- 3	13	9- 1	284	242	71	71	26	26	
DIV. I NON-CONF.	5- 2	86	0- 0	86	147	38	38	26	26	
TOTALS	RPI 1-25	RPI 26-50	W-L RECORDS	RPI 51-100	RPI 101-150	RPI 150+				
20- 3	0- 0	0- 1	OVERALL	1- 0	3- 1	16- 1				
8- 0	0- 0	0- 0	HOME	0- 0	1- 0	7- 0				
10- 3	0- 0	0- 1	AWAY	0- 0	2- 1	8- 1				
2- 0	0- 0	0- 0	NEUTRAL	1- 0	0- 0	1- 0				
5- 2	0- 0	0- 1	NON-CONFERENCE	1- 0	1- 1	3- 0				
1- 0	0- 0	0- 0	HOME	0- 0	0- 0	1- 0				
2- 2	0- 0	0- 1	AWAY	0- 0	1- 1	1- 0				
2- 0	0- 0	0- 0	NEUTRAL	1- 0	0- 0	1- 0				
15- 1	0- 0	0- 0	CONFERENCE	0- 0	2- 0	13- 1				
7- 0	0- 0	0- 0	HOME	0- 0	1- 0	6- 0				
8- 1	0- 0	0- 0	AWAY	0- 0	1- 0	7- 1				
0- 0	0- 0	0- 0	NEUTRAL	0- 0	0- 0	0- 0				

RPI 1-25			RPI 26-50			RPI 51-100			Team's RPI: 71	RPI 101+		
RPI	S	Opponent	Score	RPI	S	Opponent	Score	RPI	S	Opponent	Score	
				43	A	Kansas St.	45 76	86	N	Eastern Mich.	83 59	
										113	A	Central Ark. 61 49
										122	H	Northwestern St. 67 46
										139	A	Idaho 71 59
										141	A	Texas Tech 65 71
										153	H	McNeese St. 79 62
										182	A	Eastern Wash. 72 60
										202	A	Stephen F. Austin 85 70
										225	A	Sam Houston St. 87 76
										225	H	Sam Houston St. 67 55
										242	N	Grand Canyon 75 71
										246	A	Houston Baptist 76 55
										246	H	Houston Baptist 77 60
										260	H	UTSA 79 60
										286	A	Lamar 54 63
										286	H	Lamar 90 62
										306	A	Southeastern La. 88 72
										306	H	Southeastern La. 72 70
										311	A	Nicholls St. 71 68
										314	A	A&M-Corpus Christi 71 65
										330	H	New Orleans 80 70
										333	A	Incarinate Word 86 71
LAST 12 Division I GAMES:												
330	H	New Orleans	80 70	286	A	Lamar	54 63					
246	A	Houston Baptist	76 55	286	H	Lamar	90 62					
306	H	Southeastern La.	72 70	246	H	Houston Baptist	77 60					
314	A	A&M-Corpus Christi	71 65	333	A	Incarinate Word	86 71					
225	H	Sam Houston St.	67 55	225	A	Sam Houston St.	87 76					
306	A	Southeastern La.	88 72	202	A	Stephen F. Austin	85 70					

Non-Div I Games: Southwest (NM) 91 39 Schreiner 79 51 Wayland Baptist 96 71 Missouri Valley 96 35

Abilene Christian

Loss, Non-Conf, S Site, H Home A Away N Neutral

Air Force

Through Games Of Feb. 28, 2016

Average RPI Win:	316	WON-LOST	WINNING	LAST 10	STRENGTH OF	OPP. STRENGTH	TEAM	ADJ.	CONF.	ADJ CONF.
Average RPI Loss:	187	RECORD	PCT. RANK	GAMES	SCHEDULE	OF SCHEDULE	RPI	RPI	RPI	RPI
DIV. I ONLY	1- 26	349	1- 9	245	207	343	343	19	19	
DIV. I NON-CONF.	0- 11	338	0- 0	226	207	340	340	20	20	
TOTALS	RPI 1-25	RPI 26-50	W-L RECORDS	RPI 51-100	RPI 101-150	RPI 150+				
1- 26	0- 0	0- 1	OVERALL	0- 3	0- 3	1- 19				
1- 10	0- 0	0- 0	HOME	0- 1	0- 1	1- 8				
0- 16	0- 0	0- 1	AWAY	0- 2	0- 2	0- 11				
0- 0	0- 0	0- 0	NEUTRAL	0- 0	0- 0	0- 0				
0- 11	0- 0	0- 0	NON-CONFERENCE	0- 3	0- 1	0- 7				
0- 3	0- 0	0- 0	HOME	0- 1	0- 0	0- 2				
0- 8	0- 0	0- 0	AWAY	0- 2	0- 1	0- 5				
0- 0	0- 0	0- 0	NEUTRAL	0- 0	0- 0	0- 0				
1- 15	0- 0	0- 1	CONFERENCE	0- 0	0- 2	1- 12				
1- 7	0- 0	0- 0	HOME	0- 0	0- 1	1- 6				
0- 8	0- 0	0- 1	AWAY	0- 0	0- 1	0- 6				
0- 0	0- 0	0- 0	NEUTRAL	0- 0	0- 0	0- 0				

RPI S	Opponent	Score	RPI S	Opponent	Score	RPI S	Opponent	Score	RPI S	Opponent	Score	Team's RPI: 343
			45 A	Colorado St.	47 71	67 A	Santa Clara	34 68	103 A	Gonzaga	35 88	
						79 A	Vanderbilt	29 86	126 A	Fresno St.	46 70	
						86 H	Eastern Mich.	59 72	126 H	Fresno St.	48 63	
									151 A	Boise St.	48 61	
									182 A	Eastern Wash.	44 65	
									183 A	New Mexico	36 58	
									183 H	New Mexico	33 63	
									186 A	George Mason	52 69	
									190 A	UC Davis	40 66	
									194 A	San Jose St.	60 81	
									194 H	San Jose St.	49 72	
									203 A	UNLV	51 62	
									203 H	UNLV	56 60	
									218 H	Utah St.	53 66	
									220 A	Navy	46 64	
									237 A	Wyoming	56 84	
									237 H	Wyoming	45 67	
									242 H	Grand Canyon	39 73	
									247 H	San Diego St.	66 69	
									303 H	Denver	48 57	
									316 A	Nevada	57 68	
									316 H	Nevada	59 53	
									328 A	Southern Utah	56 75	
LAST 12 Division I GAMES:												
126 H	Fresno St.	48 63	237 A	Wyoming	56 84							
183 A	New Mexico	36 58	194 H	San Jose St.	49 72							
203 A	UNLV	51 62	183 H	New Mexico	33 63							
247 H	San Diego St.	66 69	126 A	Fresno St.	46 70							
316 H	Nevada	59 53	45 A	Colorado St.	47 71							
151 A	Boise St.	48 61	203 H	UNLV	56 60							

Non-Div I Games:

Air Force

■ Loss,
 ■ Non-Conf,
 ■ S Site,
 ■ Home
 ■ A Away
 N Neutral

Average RPI Win: 211	WON-LOST	WINNING	LAST 10	STRENGTH OF	OPP. STRENGTH	TEAM	ADJ.	CONF.	ADJ CONF.
Average RPI Loss: 108	RECORD	PCT. RANK	GAMES	SCHEDULE	OF SCHEDULE	RPI	RPI	RPI	RPI
DIV. I ONLY	14- 12	150	5- 5	124	132	124	124	11	11
DIV. I NON-CONF.	5- 5	160	0- 0	180	129	163	163	13	13
TOTALS	RPI 1-25	RPI 26-50	W-L RECORDS	RPI 51-100	RPI 101-150	RPI 150+			
14- 12	0- 0	0- 2	OVERALL	2- 5	4- 2	8- 3			
7- 4	0- 0	0- 1	HOME	1- 2	2- 0	4- 1			
7- 6	0- 0	0- 1	AWAY	1- 3	2- 1	4- 1			
0- 2	0- 0	0- 0	NEUTRAL	0- 0	0- 1	0- 1			
5- 5	0- 0	0- 0	NON-CONFERENCE	0- 2	2- 1	3- 2			
3- 1	0- 0	0- 0	HOME	0- 1	1- 0	2- 0			
2- 2	0- 0	0- 0	AWAY	0- 1	1- 0	1- 1			
0- 2	0- 0	0- 0	NEUTRAL	0- 0	0- 1	0- 1			
9- 7	0- 0	0- 2	CONFERENCE	2- 3	2- 1	5- 1			
4- 3	0- 0	0- 1	HOME	1- 1	1- 0	2- 1			
5- 4	0- 0	0- 1	AWAY	1- 2	1- 1	3- 0			
0- 0	0- 0	0- 0	NEUTRAL	0- 0	0- 0	0- 0			

RPI 1-25				RPI 26-50				RPI 51-100				RPI 101+				Team's RPI: 124	
RPI	S	Opponent	Score	RPI	S	Opponent	Score	RPI	S	Opponent	Score	RPI	S	Opponent	Score		
				44	A	Ohio	55 75	61	H	FGCU	64 82	104	H	Toledo	81 71		
				44	H	Ohio	73 101	63	A	Ball St.	71 78	107	N	UNI	51 59		
								74	A	Central Mich.	60 81	121	A	Buffalo	69 61		
								74	H	Central Mich.	77 97	129	H	Youngstown St.	74 49		
								77	A	San Diego	65 86	138	A	Western Mich.	65 69		
								86	A	Eastern Mich.	68 65	140	A	Northern Ky.	77 75		
								86	H	Eastern Mich.	75 72	180	A	Fla. Atlantic	77 91		
												185	N	Northern Colo.	65 78		
												244	A	Valparaiso	85 74		
												252	H	Northern Ill.	58 65		
												257	A	Bowling Green	71 55		
												270	H	UCF	74 54		
												274	A	Miami (OH)	65 62		
												274	H	Miami (OH)	77 65		
												321	A	Kent St.	70 60		
												321	H	Kent St.	78 66		
												325	H	Winthrop	76 59		
LAST 12 Division I GAMES:																	
				321	A	Kent St.	70 60	63	A	Ball St.	71 78						
				274	A	Miami (OH)	65 62	86	H	Eastern Mich.	75 72						
				44	H	Ohio	73 101	44	A	Ohio	55 75						
				321	H	Kent St.	78 66	74	A	Central Mich.	60 81						
				138	A	Western Mich.	65 69	104	H	Toledo	81 71						
				274	H	Miami (OH)	77 65	121	A	Buffalo	69 61						

Non-Div I Games: Rochester College 103 37

Akron

■ Loss,
 ■ Non-Conf, S Site,
 ■ Home
 ■ Away
 N Neutral

Alabama

Through Games Of Feb. 28, 2016

Average RPI Win:	205	WON-LOST	WINNING	LAST 10	STRENGTH OF	OPP. STRENGTH	TEAM	ADJ.	CONF.	ADJ CONF.
Average RPI Loss:	52	RECORD	PCT. RANK	GAMES	SCHEDULE	OF SCHEDULE	RPI	RPI	RPI	RPI
DIV. I ONLY	15- 14	164	2- 8	119	66	144	144	2	2	
DIV. I NON-CONF.	11- 2	28	0- 0	315	316	119	119	2	2	
TOTALS	RPI 1-25	RPI 26-50	W-L RECORDS	RPI 51-100	RPI 101-150	RPI 150+				
15- 14	1- 5	1- 2	OVERALL	2- 6	1- 1	10- 0				
13- 4	1- 2	1- 0	HOME	1- 2	1- 0	9- 0				
0- 10	0- 3	0- 2	AWAY	0- 4	0- 1	0- 0				
2- 0	0- 0	0- 0	NEUTRAL	1- 0	0- 0	1- 0				
11- 2	0- 0	0- 0	NON-CONFERENCE	2- 2	0- 0	9- 0				
9- 0	0- 0	0- 0	HOME	1- 0	0- 0	8- 0				
0- 2	0- 0	0- 0	AWAY	0- 2	0- 0	0- 0				
2- 0	0- 0	0- 0	NEUTRAL	1- 0	0- 0	1- 0				
4- 12	1- 5	1- 2	CONFERENCE	0- 4	1- 1	1- 0				
4- 4	1- 2	1- 0	HOME	0- 2	1- 0	1- 0				
0- 8	0- 3	0- 2	AWAY	0- 2	0- 1	0- 0				
0- 0	0- 0	0- 0	NEUTRAL	0- 0	0- 0	0- 0				

RPI	S	Opponent	Score	RPI	S	Opponent	Score	RPI	S	Opponent	Score	RPI	S	Opponent	Score	Team's RPI: 144
4	H	South Carolina	46 66	26	H	Georgia	64 50	62	N	Middle Tenn.	64 46	118	H	LSU	62 45	
12	A	Kentucky	48 73	27	A	Mississippi St.	52 61	65	A	Auburn	59 72	134	A	Arkansas	67 69	
17	H	Texas A&M	56 59	41	A	Missouri	52 63	65	H	Auburn	55 59	173	H	Ole Miss	48 37	
18	A	Florida	72 80					73	A	Georgia Tech	58 70	180	H	Grambling	72 57	
25	A	Tennessee	42 70					79	A	Vanderbilt	52 67	204	N	Utah Valley	67 60	
25	H	Tennessee	54 46					79	H	Vanderbilt	48 54	259	H	Appalachian St.	93 59	
								89	A	UT Martin	65 83	269	H	Georgia St.	72 56	
								94	H	Georgetown	78 66	312	H	Alcorn	97 50	
												324	H	North Florida	69 47	
												332	H	Lipscomb	68 49	
												346	H	Alabama A&M	96 44	
												349	H	Mississippi Val.	98 35	
LAST 12 Division I GAMES:																
27	A	Mississippi St.	52 61	173	H	Ole Miss	48 37									
25	H	Tennessee	54 46	25	A	Tennessee	42 70									
4	H	South Carolina	46 66	17	H	Texas A&M	56 59									
134	A	Arkansas	67 69	79	A	Vanderbilt	52 67									
41	A	Missouri	52 63	18	A	Florida	72 80									
65	H	Auburn	55 59	26	H	Georgia	64 50									

Non-Div I Games:

Alabama

■ Loss,
 ■ Non-Conf,
 ■ S Site,
 ■ H Home
 ■ A Away
 N Neutral

Average RPI Win:	346	WON-LOST	WINNING	LAST 10	STRENGTH OF	OPP. STRENGTH	TEAM	ADJ.	CONF.	ADJ CONF.
Average RPI Loss:	220	RECORD	PCT. RANK	GAMES	SCHEDULE	OF SCHEDULE	RPI	RPI	RPI	RPI
DIV. I ONLY	3- 21	336	1- 9	319	346	346	346	32	32	
DIV. I NON-CONF.	0- 9	338	0- 0	169	266	332	332	31	31	
TOTALS	RPI 1-25	RPI 26-50	W-L RECORDS	RPI 51-100	RPI 101-150	RPI 150+				
3- 21	0- 0	0- 0	OVERALL	0- 2	0- 2	3- 17				
2- 10	0- 0	0- 0	HOME	0- 2	0- 1	2- 7				
1- 11	0- 0	0- 0	AWAY	0- 0	0- 1	1- 10				
0- 0	0- 0	0- 0	NEUTRAL	0- 0	0- 0	0- 0				
0- 9	0- 0	0- 0	NON-CONFERENCE	0- 2	0- 2	0- 5				
0- 5	0- 0	0- 0	HOME	0- 2	0- 1	0- 2				
0- 4	0- 0	0- 0	AWAY	0- 0	0- 1	0- 3				
0- 0	0- 0	0- 0	NEUTRAL	0- 0	0- 0	0- 0				
3- 12	0- 0	0- 0	CONFERENCE	0- 0	0- 0	3- 12				
2- 5	0- 0	0- 0	HOME	0- 0	0- 0	2- 5				
1- 7	0- 0	0- 0	AWAY	0- 0	0- 0	1- 7				
0- 0	0- 0	0- 0	NEUTRAL	0- 0	0- 0	0- 0				

RPI 1-25				RPI 26-50				RPI 51-100				RPI 101+				Team's RPI: 346	
RPI	S	Opponent	Score	RPI	S	Opponent	Score	RPI	S	Opponent	Score	RPI	S	Opponent	Score		
								54	H	Saint Louis	60	91	109	H	Samford	30	54
								91	H	Belmont	28	78	144	A	Alabama	44	96
												152	A	Marshall	45	81	
												166	A	Southern U.	38	77	
												166	H	Southern U.	62	68	
												173	A	Ole Miss	42	103	
												180	A	Grambling	56	75	
												224	H	Southeast Mo. St.	58	69	
												243	A	Texas Southern	41	72	
												243	H	Texas Southern	38	57	
												267	H	Murray St.	59	76	
												273	H	Prairie View	52	67	
												279	A	Alabama St.	50	86	
												279	H	Alabama St.	63	77	
												304	A	Jackson St.	58	59	
												305	A	Morehead St.	69	112	
												312	A	Alcorn	52	68	
												312	H	Alcorn	64	81	
												341	A	Ark.-Pine Bluff	60	69	
												341	H	Ark.-Pine Bluff	78	70	
												349	A	Mississippi Val.	84	74	
												349	H	Mississippi Val.	79	68	
LAST 12 Division I GAMES:																	
243	A	Texas Southern	41	72	243	H	Texas Southern	38	57								
166	H	Southern U.	62	68	273	H	Prairie View	52	67								
312	H	Alcorn	64	81	166	A	Southern U.	38	77								
279	H	Alabama St.	63	77	312	A	Alcorn	52	68								
349	A	Mississippi Val.	84	74	279	A	Alabama St.	50	86								
341	A	Ark.-Pine Bluff	60	69	349	H	Mississippi Val.	79	68								

Non-Div I Games: Tuskegee 66 55

Alabama A&M

■ Loss,
 ■ Non-Conf,
 ■ S Site,
 ■ H Home
 ■ A Away
 N Neutral

Average RPI Win:	300	WON-LOST	WINNING	LAST 10	STRENGTH OF	OPP. STRENGTH	TEAM	ADJ.	CONF.	ADJ CONF.
Average RPI Loss:	197	RECORD	PCT. RANK	GAMES	SCHEDULE	OF SCHEDULE	RPI	RPI	RPI	RPI
DIV. I ONLY	12- 11	156	8- 2	342	343	279	279	32	32	
DIV. I NON-CONF.	1- 7	318	0- 0	238	234	324	324	31	31	
TOTALS	RPI 1-25	RPI 26-50	W-L RECORDS	RPI 51-100	RPI 101-150	RPI 150+				
12- 11	0- 0	0- 0	OVERALL	0- 1	0- 1	12- 9				
6- 5	0- 0	0- 0	HOME	0- 0	0- 1	6- 4				
5- 5	0- 0	0- 0	AWAY	0- 1	0- 0	5- 4				
1- 1	0- 0	0- 0	NEUTRAL	0- 0	0- 0	1- 1				
1- 7	0- 0	0- 0	NON-CONFERENCE	0- 1	0- 1	1- 5				
0- 4	0- 0	0- 0	HOME	0- 0	0- 1	0- 3				
0- 2	0- 0	0- 0	AWAY	0- 1	0- 0	0- 1				
1- 1	0- 0	0- 0	NEUTRAL	0- 0	0- 0	1- 1				
11- 4	0- 0	0- 0	CONFERENCE	0- 0	0- 0	11- 4				
6- 1	0- 0	0- 0	HOME	0- 0	0- 0	6- 1				
5- 3	0- 0	0- 0	AWAY	0- 0	0- 0	5- 3				
0- 0	0- 0	0- 0	NEUTRAL	0- 0	0- 0	0- 0				

RPI 1-25			RPI 26-50			RPI 51-100			RPI 101+ Team's RPI: 279		
RPI	S	Opponent	Score	RPI	S	Opponent	Score	RPI	S	Opponent	Score
						73 A Georgia Tech	54 80	109 H Samford		35 54	
								154 A Southern Miss.		44 65	
								166 A Southern U.		60 59	
								166 H Southern U.		55 57	
								169 H Troy		59 73	
								180 A Grambling		69 89	
								197 H South Ala.		43 47	
								227 N Siena		57 53	
								243 H Texas Southern		57 51	
								253 N Tennessee St.		64 74	
								273 A Prairie View		60 63	
								273 H Prairie View		65 54	
								292 H Savannah St.		49 60	
								304 A Jackson St.		69 70	
								312 A Alcorn		52 51	
								312 H Alcorn		64 51	
								341 A Ark.-Pine Bluff		68 53	
								341 H Ark.-Pine Bluff		72 63	
								346 A Alabama A&M		77 63	
								346 H Alabama A&M		86 50	
								349 A Mississippi Val.		79 51	
								349 H Mississippi Val.		100 50	
LAST 12 Division I GAMES:											
273 A		Prairie View	60 63	273 H		Prairie View	65 54				
312 H		Alcorn	64 51	243 H		Texas Southern	57 51				
166 H		Southern U.	55 57	312 A		Alcorn	52 51				
346 A		Alabama A&M	77 63	166 A		Southern U.	60 59				
341 A		Ark.-Pine Bluff	68 53	346 H		Alabama A&M	86 50				
349 A		Mississippi Val.	79 51	341 H		Ark.-Pine Bluff	72 63				

Non-Div I Games: Mobile 71 56

Alabama St.

■ Loss,
 ■ Non-Conf,
 ■ S Site,
 ■ H Home
 ■ A Away
 N Neutral

Average RPI Win: 220	WON-LOST	WINNING	LAST 10	STRENGTH OF	OPP. STRENGTH	TEAM	ADJ.	CONF.	ADJ CONF.
Average RPI Loss: 54	RECORD	PCT. RANK	GAMES	SCHEDULE	OF SCHEDULE	RPI	RPI	RPI	RPI
DIV. I ONLY	24- 4	17	9- 1	230	181	52	52	16	16
DIV. I NON-CONF.	9- 3	69	0- 0	236	106	77	77	18	18
TOTALS	RPI 1-25	RPI 26-50	W-L RECORDS	RPI 51-100	RPI 101-150	RPI 150+			
24- 4	0- 1	0- 0	OVERALL	1- 3	1- 0	22- 0			
11- 0	0- 0	0- 0	HOME	1- 0	0- 0	10- 0			
11- 4	0- 1	0- 0	AWAY	0- 3	0- 0	11- 0			
2- 0	0- 0	0- 0	NEUTRAL	0- 0	1- 0	1- 0			
9- 3	0- 1	0- 0	NON-CONFERENCE	0- 2	1- 0	8- 0			
3- 0	0- 0	0- 0	HOME	0- 0	0- 0	3- 0			
4- 3	0- 1	0- 0	AWAY	0- 2	0- 0	4- 0			
2- 0	0- 0	0- 0	NEUTRAL	0- 0	1- 0	1- 0			
15- 1	0- 0	0- 0	CONFERENCE	1- 1	0- 0	14- 0			
8- 0	0- 0	0- 0	HOME	1- 0	0- 0	7- 0			
7- 1	0- 0	0- 0	AWAY	0- 1	0- 0	7- 0			
0- 0	0- 0	0- 0	NEUTRAL	0- 0	0- 0	0- 0			

RPI 1-25				RPI 26-50				RPI 51-100 Team's RPI: 52				RPI 101+			
RPI	S	Opponent	Score	RPI	S	Opponent	Score	RPI	S	Opponent	Score	RPI	S	Opponent	Score
25	A	Tennessee	55 63					55	A	Southern California	67 68	104	N	Toledo	63 55
								66	A	Army West Point	62 65	160	A	Stony Brook	62 49
								69	A	Maine	53 65	160	H	Stony Brook	73 54
								69	H	Maine	64 59	163	H	Yale	74 70
												178	A	UMBC	77 42
												178	H	UMBC	63 39
												190	N	UC Davis	80 70
												191	A	Fairfield	62 50
												205	A	Hartford	78 41
												205	H	Hartford	84 39
												216	A	Rhode Island	67 58
												227	A	Siena	61 42
												234	A	Binghamton	59 47
												234	H	Binghamton	64 58
												239	A	New Hampshire	78 52
												239	H	New Hampshire	85 48
												258	H	Providence	71 58
												275	H	Pepperdine	64 49
												283	A	Vermont	75 40
												283	H	Vermont	72 43
												317	A	UMass Lowell	85 55
												317	H	UMass Lowell	88 57
												344	A	Boston U.	83 43
LAST 12 Division I GAMES:															
205	H	Hartford	84 39	283	A	Vermont	75 40								
317	H	UMass Lowell	88 57	178	H	UMBC	63 39								
160	A	Stony Brook	62 49	205	A	Hartford	78 41								
69	A	Maine	53 65	317	A	UMass Lowell	85 55								
239	H	New Hampshire	85 48	160	H	Stony Brook	73 54								
234	H	Binghamton	64 58	234	A	Binghamton	59 47								

Non-Div I Games:

Albany (NY)

■ Loss,
 ■ Non-Conf, S Site,
 ■ Home
 ■ Away
 N Neutral

Average RPI Win:	319	WON-LOST	WINNING	LAST 10	STRENGTH OF	OPP. STRENGTH	TEAM	ADJ.	CONF.	ADJ CONF.
Average RPI Loss:	205	RECORD	PCT. RANK	GAMES	SCHEDULE	OF SCHEDULE	RPI	RPI	RPI	RPI
DIV. I ONLY	6- 17	290	5- 5	320	341	312	312	32	32	
DIV. I NON-CONF.	0- 8	338	0- 0	79	173	300	300	31	31	
TOTALS	RPI 1-25	RPI 26-50	W-L RECORDS	RPI 51-100	RPI 101-150	RPI 150+				
6- 17	0- 0	0- 1	OVERALL	0- 0	0- 5	6- 11				
3- 3	0- 0	0- 0	HOME	0- 0	0- 0	3- 3				
3- 14	0- 0	0- 0	AWAY	0- 0	0- 3	3- 5				
0- 0	0- 0	0- 0	NEUTRAL	0- 0	0- 0	0- 0				
0- 8	0- 0	0- 1	NON-CONFERENCE	0- 0	0- 5	0- 2				
0- 0	0- 0	0- 0	HOME	0- 0	0- 0	0- 0				
0- 8	0- 0	0- 1	AWAY	0- 0	0- 5	0- 2				
0- 0	0- 0	0- 0	NEUTRAL	0- 0	0- 0	0- 0				
6- 9	0- 0	0- 0	CONFERENCE	0- 0	0- 0	6- 9				
3- 3	0- 0	0- 0	HOME	0- 0	0- 0	3- 3				
3- 6	0- 0	0- 0	AWAY	0- 0	0- 0	3- 6				
0- 0	0- 0	0- 0	NEUTRAL	0- 0	0- 0	0- 0				

RPI 1-25			RPI 26-50			RPI 51-100			RPI 101+			Team's RPI: 312
RPI	S	Opponent	Score	RPI	S	Opponent	Score	RPI	S	Opponent	Score	
				39	A	Arkansas St.	50 82					
								110	A	Iowa St.	41 91	
								113	A	Central Ark.	35 58	
								117	A	Northwestern	47 91	
								133	A	La.-Lafayette	61 73	
								144	A	Alabama	50 97	
								162	A	East Carolina	58 87	
								166	A	Southern U.	57 66	
								180	A	Grambling	70 66	
								180	H	Grambling	76 85	
								243	A	Texas Southern	39 68	
								273	A	Prairie View	54 58	
								279	A	Alabama St.	51 64	
								279	H	Alabama St.	51 52	
								295	A	Jacksonville St.	65 67	
								304	A	Jackson St.	65 79	
								304	H	Jackson St.	66 73	
								341	A	Ark.-Pine Bluff	69 71	
								341	H	Ark.-Pine Bluff	81 53	
								346	A	Alabama A&M	81 64	
								346	H	Alabama A&M	68 52	
								349	A	Mississippi Val.	81 66	
								349	H	Mississippi Val.	75 39	
LAST 12 Division I GAMES:												
279	A	Alabama St.	51 64	166	A	Southern U.	57 66					
346	A	Alabama A&M	81 64	279	H	Alabama St.	51 52					
341	H	Ark.-Pine Bluff	81 53	346	H	Alabama A&M	68 52					
349	H	Mississippi Val.	75 39	341	A	Ark.-Pine Bluff	69 71					
180	A	Grambling	70 66	349	A	Mississippi Val.	81 66					
304	A	Jackson St.	65 79	180	H	Grambling	76 85					

Non-Div I Games: Mt. Mercy 60 56 Delta St. 66 57

Alcorn

Loss, Non-Conf, S Site, H Home A Away N Neutral

Average RPI Win: 273	WON-LOST	WINNING	LAST 10	STRENGTH OF	OPP. STRENGTH	TEAM	ADJ.	CONF.	ADJ CONF.
Average RPI Loss: 165	RECORD	PCT. RANK	GAMES	SCHEDULE	OF SCHEDULE	RPI	RPI	RPI	RPI
DIV. I ONLY	6- 22	305	2- 8	139	281	280	280	25	25
DIV. I NON-CONF.	2- 9	296	0- 0	26	172	202	202	27	27
TOTALS	RPI 1-25	RPI 26-50	W-L RECORDS	RPI 51-100	RPI 101-150	RPI 150+			
6- 22	0- 0	0- 3	OVERALL	0- 6	0- 2	6- 11			
3- 9	0- 0	0- 0	HOME	0- 4	0- 1	3- 4			
3- 13	0- 0	0- 3	AWAY	0- 2	0- 1	3- 7			
0- 0	0- 0	0- 0	NEUTRAL	0- 0	0- 0	0- 0			
2- 9	0- 0	0- 3	NON-CONFERENCE	0- 2	0- 2	2- 2			
1- 3	0- 0	0- 0	HOME	0- 2	0- 1	1- 0			
1- 6	0- 0	0- 3	AWAY	0- 0	0- 1	1- 2			
0- 0	0- 0	0- 0	NEUTRAL	0- 0	0- 0	0- 0			
4- 13	0- 0	0- 0	CONFERENCE	0- 4	0- 0	4- 9			
2- 6	0- 0	0- 0	HOME	0- 2	0- 0	2- 4			
2- 7	0- 0	0- 0	AWAY	0- 2	0- 0	2- 5			
0- 0	0- 0	0- 0	NEUTRAL	0- 0	0- 0	0- 0			

RPI S	Opponent	Score	RPI S	Opponent	Score	RPI S	Opponent	Score	RPI S	Opponent	Score	Team's RPI: 280
31	A Princeton	34 72	66	A Army West Point	51 87	130	A Pittsburgh	58 76				
37	A James Madison	45 74	66	H Army West Point	42 52	132	H Wake Forest	70 71				
38	A George Washington	48 78	76	H Hofstra	51 60	178	A UMBC	46 47				
			86	A Bucknell	54 60	198	A William & Mary	51 62				
			86	H Bucknell	60 66	206	A Lehigh	59 55				
			93	H Elon	54 62	206	H Lehigh	52 61				
						220	A Navy	52 65				
						230	A Dartmouth	45 41				
						241	A Loyola Maryland	46 52				
						241	H Loyola Maryland	50 55				
						245	H Manhattan	52 48				
						251	A Holy Cross	54 59				
						251	H Holy Cross	50 59				
						307	A Colgate	49 37				
						307	H Colgate	64 56				
						327	A Lafayette	59 63				
						327	H Lafayette	51 60				
						344	A Boston U.	59 63				
						344	H Boston U.	79 33				
LAST 12 Division I GAMES:												
241	H Loyola Maryland	50 55	206	H Lehigh	52 61							
220	A Navy	52 65	86	A Bucknell	54 60							
251	H Holy Cross	50 59	307	H Colgate	64 56							
327	A Lafayette	59 63	251	A Holy Cross	54 59							
66	A Army West Point	51 87	327	H Lafayette	51 60							
344	H Boston U.	79 33	66	H Army West Point	42 52							

Non-Div I Games:

American

■ Loss,
 ■ Non-Conf,
 ■ S Site,
 ■ H Home
 ■ A Away
 N Neutral

Average RPI Win:	221	WON-LOST	WINNING	LAST 10	STRENGTH OF	OPP. STRENGTH	TEAM	ADJ.	CONF.	ADJ CONF.
Average RPI Loss:	172	RECORD	PCT. RANK	GAMES	SCHEDULE	OF SCHEDULE	RPI	RPI	RPI	RPI
DIV. I ONLY	10- 17	253	5- 5	253	193	259	259	15	15	
DIV. I NON-CONF.	3- 6	234	0- 0	217	190	269	269	14	14	
TOTALS	RPI 1-25	RPI 26-50	W-L RECORDS	RPI 51-100	RPI 101-150	RPI 150+				
10- 17	0- 0	0- 1	OVERALL	0- 1	1- 7	9- 8				
6- 6	0- 0	0- 0	HOME	0- 0	1- 2	5- 4				
4- 9	0- 0	0- 1	AWAY	0- 0	0- 5	4- 3				
0- 2	0- 0	0- 0	NEUTRAL	0- 1	0- 0	0- 1				
3- 6	0- 0	0- 0	NON-CONFERENCE	0- 1	0- 3	3- 2				
3- 1	0- 0	0- 0	HOME	0- 0	0- 1	3- 0				
0- 3	0- 0	0- 0	AWAY	0- 0	0- 2	0- 1				
0- 2	0- 0	0- 0	NEUTRAL	0- 1	0- 0	0- 1				
7- 11	0- 0	0- 1	CONFERENCE	0- 0	1- 4	6- 6				
3- 5	0- 0	0- 0	HOME	0- 0	1- 1	2- 4				
4- 6	0- 0	0- 1	AWAY	0- 0	0- 3	4- 2				
0- 0	0- 0	0- 0	NEUTRAL	0- 0	0- 0	0- 0				

RPI 1-25			RPI 26-50			RPI 51-100			RPI 101+			Team's RPI: 259
RPI	S	Opponent	Score	RPI	S	Opponent	Score	RPI	S	Opponent	Score	
				39	A	Arkansas St.	60 83	57	N	South Dakota	60 87	
								116	H	Liberty	68 74	
								120	A	Little Rock	50 67	
								133	A	La.-Lafayette	51 60	
								133	H	La.-Lafayette	76 59	
								137	A	North Carolina	59 68	
								143	A	UT Arlington	58 65	
								143	H	UT Arlington	45 76	
								144	A	Alabama	59 93	
								156	H	ETSU	70 52	
								169	A	Troy	96 81	
								169	H	Troy	89 100	
								197	A	South Ala.	55 71	
								197	H	South Ala.	54 68	
								199	H	Richmond	73 59	
								212	A	Texas St.	76 87	
								212	H	Texas St.	90 71	
								223	H	Furman	92 78	
								229	A	Col. of Charleston	50 60	
								269	A	Georgia St.	72 69	
								269	H	Georgia St.	75 80	
								277	A	La.-Monroe	57 54	
								277	H	La.-Monroe	64 52	
								290	A	Ga. Southern	68 62	
								290	H	Ga. Southern	50 65	
								329	N	Delaware St.	69 76	
LAST 12 Division I GAMES:												
269	A	Georgia St.	72 69	277	H	La.-Monroe	64 52					
290	A	Ga. Southern	68 62	133	H	La.-Lafayette	76 59					
169	H	Troy	89 100	197	A	South Ala.	55 71					
197	H	South Ala.	54 68	169	A	Troy	96 81					
143	A	UT Arlington	58 65	290	H	Ga. Southern	50 65					
212	A	Texas St.	76 87	269	H	Georgia St.	75 80					

Non-Div I Games:

Appalachian St.

■ Loss,
 ■ Non-Conf, S Site,
 ■ Home
 ■ Away
 N Neutral

Average RPI Win:	170	WON-LOST	WINNING	LAST 10	STRENGTH OF	OPP. STRENGTH	TEAM	ADJ.	CONF.	ADJ CONF.
Average RPI Loss:	51	RECORD	PCT. RANK	GAMES	SCHEDULE	OF SCHEDULE	RPI	RPI	RPI	RPI
DIV. I ONLY	12- 18	229	1- 9	30	22	125	125	1	1	
DIV. I NON-CONF.	9- 3	69	0- 0	124	217	78	78	1	1	
TOTALS	RPI 1-25	RPI 26-50	W-L RECORDS	RPI 51-100	RPI 101-150	RPI 150+				
12- 18	0- 7	0- 2	OVERALL	3- 8	1- 0	8- 1				
8- 7	0- 3	0- 1	HOME	2- 3	0- 0	6- 0				
3- 9	0- 1	0- 0	AWAY	1- 1	1- 0	1- 0				
1- 2	0- 0	0- 0	NEUTRAL	0- 1	0- 0	1- 1				
9- 3	0- 0	0- 0	NON-CONFERENCE	1- 2	1- 0	7- 1				
6- 0	0- 0	0- 0	HOME	1- 0	0- 0	5- 0				
2- 1	0- 0	0- 0	AWAY	0- 1	1- 0	1- 0				
1- 2	0- 0	0- 0	NEUTRAL	0- 1	0- 0	1- 1				
3- 15	0- 7	0- 2	CONFERENCE	2- 6	0- 0	1- 0				
2- 7	0- 3	0- 1	HOME	1- 3	0- 0	1- 0				
1- 8	0- 4	0- 1	AWAY	1- 3	0- 0	0- 0				
0- 0	0- 0	0- 0	NEUTRAL	0- 0	0- 0	0- 0				

RPI	S	Opponent	Score	RPI	S	Opponent	Score	RPI	S	Opponent	Score	RPI	S	Opponent	Score	Team's RPI: 125
7	A	Stanford	58 82	32	A	Washington	47 63	55	A	Southern California	63 56	104	A	Toledo	62 59	
7	H	Stanford	34 59	32	H	Washington	52 74	55	H	Southern California	57 67	161	H	Pacific	69 56	
8	A	Arizona St.	49 61					61	N	FGCU	55 57	171	H	Louisiana Tech	77 67	
8	H	Arizona St.	47 62					70	A	Oregon	54 76	179	N	SMU	46 58	
9	A	Oregon St.	43 71					77	A	San Diego	54 59	186	H	George Mason	68 60	
10	A	UCLA	53 80					81	H	Utah	55 60	188	N	Gardner-Webb	79 60	
10	H	UCLA	39 73					88	A	Washington St.	46 67	189	H	Colorado	63 52	
								88	H	Washington St.	61 62	225	H	Kansas	67 52	
								92	A	California	56 75	236	A	North Texas	51 44	
								92	H	California	57 52	334	H	Howard	65 28	
								97	H	New Mexico St.	68 64					
LAST 12 Division I GAMES:																
55	A	Southern California	63 56	10	H	UCLA	39 73	55	H	Southern California	57 67					
10	A	UCLA	53 80	70	A	Oregon	54 76									
88	H	Washington St.	61 62	9	A	Oregon St.	43 71									
32	H	Washington	52 74	8	H	Arizona St.	47 62									
92	A	California	56 75	8	A	Arizona St.	49 61									
7	A	Stanford	58 82													

Non-Div I Games:

Arizona

■ Loss,
 ■ Non-Conf,
 ■ S Site,
 ■ H Home
 ■ A Away
 N Neutral

Average RPI Win: 101		WON-LOST	WINNING	LAST 10	STRENGTH OF	OPP. STRENGTH	TEAM	ADJ.	CONF.	ADJ CONF.
Average RPI Loss: 24		RECORD	PCT. RANK	GAMES	SCHEDULE	OF SCHEDULE	RPI	RPI	RPI	RPI
DIV. I ONLY		25- 5	20	8- 2	9	2	8	8	1	1
DIV. I NON-CONF.		9- 3	69	0- 0	35	23	39	39	1	1
TOTALS		RPI 1-25	RPI 26-50		W-L RECORDS		RPI 51-100	RPI 101-150	RPI 150+	
25- 5	5- 4	2- 0		OVERALL		9- 1	3- 0	6- 0		
13- 2	3- 1	1- 0		HOME		5- 1	1- 0	3- 0		
11- 2	2- 2	1- 0		AWAY		4- 0	2- 0	2- 0		
1- 1	0- 1	0- 0		NEUTRAL		0- 0	0- 0	1- 0		
9- 3	2- 2	0- 0		NON-CONFERENCE		1- 1	1- 0	5- 0		
4- 2	1- 1	0- 0		HOME		1- 1	0- 0	2- 0		
4- 0	1- 0	0- 0		AWAY		0- 0	1- 0	2- 0		
1- 1	0- 1	0- 0		NEUTRAL		0- 0	0- 0	1- 0		
16- 2	3- 2	2- 0		CONFERENCE		8- 0	2- 0	1- 0		
9- 0	2- 0	1- 0		HOME		4- 0	1- 0	1- 0		
7- 2	1- 2	1- 0		AWAY		4- 0	1- 0	0- 0		
0- 0	0- 0	0- 0		NEUTRAL		0- 0	0- 0	0- 0		

RPI	S	Opponent	Score	RPI	S	Opponent	Score	RPI	S	Opponent	Score	RPI	S	Opponent	Score
4	N	South Carolina	58 60	32	A	Washington	68 61	55	A	Southern California	50 45	123	A	Hawaii	75 49
7	A	Stanford	63 61	32	H	Washington	77 57	55	H	Southern California	69 68	125	A	Arizona	62 47
7	H	Stanford	49 31					70	A	Oregon	63 58	125	H	Arizona	61 49
9	A	Oregon St.	44 67					81	H	Utah	80 60	179	A	SMU	64 57
10	A	UCLA	61 74					84	H	VCU	48 57	189	H	Colorado	64 37
10	H	UCLA	65 61					88	A	Washington St.	63 45	205	A	Hartford	60 29
12	H	Kentucky	64 68					88	H	Washington St.	61 39	219	N	CSU Bakersfield	60 47
13	H	Florida St.	68 56					92	A	California	64 49	235	H	Columbia	70 49
16	A	Syracuse	61 54					92	H	California	57 49	299	H	CSUN	69 46
								95	H	Marquette	90 80				
LAST 12 Division I GAMES:															
10	A	UCLA	61 74	55	H	Southern California	69 68	10	H	UCLA	65 61				
55	A	Southern California	50 45	9	A	Oregon St.	44 67	70	A	Oregon	63 58				
32	H	Washington	77 57	125	A	Arizona	62 47	125	H	Arizona	61 49				
88	H	Washington St.	61 39												
7	A	Stanford	63 61												
92	A	California	64 49												

Non-Div I Games:

Arizona St.

Average RPI Win:	286	WON-LOST	WINNING	LAST 10	STRENGTH OF	OPP. STRENGTH	TEAM	ADJ.	CONF.	ADJ CONF.
Average RPI Loss:	206	RECORD	PCT. RANK	GAMES	SCHEDULE	OF SCHEDULE	RPI	RPI	RPI	RPI
DIV. I ONLY	4- 19	319	3- 7	308	325	341	341	32	32	
DIV. I NON-CONF.	0- 7	338	0- 0	170	9	319	319	31	31	
TOTALS	RPI 1-25	RPI 26-50	W-L RECORDS	RPI 51-100	RPI 101-150	RPI 150+				
4- 19	0- 0	0- 1	OVERALL	0- 1	0- 4	4- 13				
4- 4	0- 0	0- 0	HOME	0- 0	0- 0	4- 4				
0- 15	0- 0	0- 1	AWAY	0- 0	0- 3	0- 3				
0- 0	0- 0	0- 0	NEUTRAL	0- 0	0- 0	0- 0				
0- 7	0- 0	0- 1	NON-CONFERENCE	0- 1	0- 4	0- 1				
0- 0	0- 0	0- 0	HOME	0- 0	0- 0	0- 0				
0- 7	0- 0	0- 1	AWAY	0- 1	0- 4	0- 1				
0- 0	0- 0	0- 0	NEUTRAL	0- 0	0- 0	0- 0				
4- 12	0- 0	0- 0	CONFERENCE	0- 0	0- 0	4- 12				
4- 4	0- 0	0- 0	HOME	0- 0	0- 0	4- 4				
0- 8	0- 0	0- 0	AWAY	0- 0	0- 0	0- 8				
0- 0	0- 0	0- 0	NEUTRAL	0- 0	0- 0	0- 0				

RPI S	Opponent	Score	RPI S	Opponent	Score	RPI S	Opponent	Score	RPI S	Opponent	Score	Team's RPI: 341
41	A Missouri	34 85	90	A Nebraska	46 96	104	A Toledo	47 74				
						110	A Iowa St.	41 70				
						141	A Texas Tech	40 84				
						148	A UAB	32 82				
						166	A Southern U.	70 74				
						166	H Southern U.	61 78				
						173	A Ole Miss	45 80				
						180	A Grambling	49 67				
						180	H Grambling	83 68				
						243	A Texas Southern	30 57				
						243	H Texas Southern	51 57				
						273	A Prairie View	55 70				
						273	H Prairie View	66 70				
						279	A Alabama St.	63 72				
						279	H Alabama St.	53 68				
						304	H Jackson St.	71 66				
						312	A Alcorn	53 81				
						312	H Alcorn	71 69				
						346	A Alabama A&M	70 78				
						346	H Alabama A&M	69 60				
						349	A Mississippi Val.	60 62				
LAST 12 Division I GAMES:												
180	A Grambling	49 67	346	H Alabama A&M	69 60							
243	H Texas Southern	51 57	304	H Jackson St.	71 66							
273	H Prairie View	66 70	180	H Grambling	83 68							
312	A Alcorn	53 81	243	A Texas Southern	30 57							
166	A Southern U.	70 74	273	A Prairie View	55 70							
279	H Alabama St.	53 68	312	H Alcorn	71 69							

Non-Div I Games: Talladega 73 83 Philander Smith 63 51 Tougaloo 65 51 Talladega 68 55 Ark.-Pine Bluff

Average RPI Win: 163		WON-LOST	WINNING	LAST 10	STRENGTH OF	OPP. STRENGTH	TEAM	ADJ.	CONF.	ADJ CONF.
Average RPI Loss: 58		RECORD	PCT. RANK	GAMES	SCHEDULE	OF SCHEDULE	RPI	RPI	RPI	RPI
DIV. I ONLY		12- 17	225	3- 7	42	28	134	134	2	2
DIV. I NON-CONF.		5- 8	209	0- 0	211	109	253	253	2	2
TOTALS	RPI 1-25	RPI 26-50		W-L RECORDS		RPI 51-100	RPI 101-150	RPI 150+		
12- 17	2- 6	1- 4		OVERALL		1- 4	3- 1	5- 2		
11- 4	2- 1	1- 1		HOME		1- 1	2- 0	5- 1		
1- 10	0- 3	0- 3		AWAY		0- 3	1- 0	0- 1		
0- 3	0- 2	0- 0		NEUTRAL		0- 0	0- 1	0- 0		
5- 8	0- 2	0- 0		NON-CONFERENCE		0- 3	1- 1	4- 2		
5- 2	0- 0	0- 0		HOME		0- 1	1- 0	4- 1		
0- 3	0- 0	0- 0		AWAY		0- 2	0- 0	0- 1		
0- 3	0- 2	0- 0		NEUTRAL		0- 0	0- 1	0- 0		
7- 9	2- 4	1- 4		CONFERENCE		1- 1	2- 0	1- 0		
6- 2	2- 1	1- 1		HOME		1- 0	1- 0	1- 0		
1- 7	0- 3	0- 3		AWAY		0- 1	1- 0	0- 0		
0- 0	0- 0	0- 0		NEUTRAL		0- 0	0- 0	0- 0		

RPI 1-25				RPI 26-50				RPI 51-100				RPI 101+				Team's RPI: 134	
RPI	S	Opponent	Score	RPI	S	Opponent	Score	RPI	S	Opponent	Score	RPI	S	Opponent	Score		
4	A	South Carolina	32 85	26	A	Georgia	57 72	53	A	Rutgers	40 60	118	A	LSU	48 44		
6	N	Texas	50 61	27	A	Mississippi St.	55 80	60	A	South Dakota St.	69 76	133	N	La.-Lafayette	59 67		
9	N	Oregon St.	47 63	27	H	Mississippi St.	55 65	65	A	Auburn	60 71	144	H	Alabama	69 67		
12	A	Kentucky	63 77	41	A	Missouri	48 69	79	H	Vanderbilt	57 56	145	H	Oral Roberts	65 50		
17	H	Texas A&M	67 61	41	H	Missouri	64 52	96	H	Missouri St.	54 69	173	H	Ole Miss	60 49		
18	H	Florida	66 71									184	H	Tulsa	67 74		
25	A	Tennessee	57 75									195	A	Butler	57 63		
25	H	Tennessee	64 59									225	H	Sam Houston St.	67 47		
												306	H	Southeastern La.	97 53		
												330	H	New Orleans	73 41		
												349	H	Mississippi Val.	86 46		
LAST 12 Division I GAMES:																	
				173	H	Ole Miss	60 49	25	A	Tennessee	57 75						
				26	A	Georgia	57 72	27	H	Mississippi St.	55 65						
				12	A	Kentucky	63 77	18	H	Florida	66 71						
				144	H	Alabama	69 67	65	A	Auburn	60 71						
				41	A	Missouri	48 69	118	A	LSU	48 44						
				79	H	Vanderbilt	57 56	41	H	Missouri	64 52						

Non-Div I Games:

Arkansas

Loss, Non-Conf, S Site, H Home A Away N Neutral

Average RPI Win:	211	WON-LOST	WINNING	LAST 10	STRENGTH OF	OPP. STRENGTH	TEAM	ADJ.	CONF.	ADJ CONF.
Average RPI Loss:	51	RECORD	PCT. RANK	GAMES	SCHEDULE	OF SCHEDULE	RPI	RPI	RPI	RPI
DIV. I ONLY	24- 3	11	10- 0	167	199	39	39	15	15	
DIV. I NON-CONF.	6- 3	99	0- 0	89	195	54	54	14	14	
TOTALS	RPI 1-25	RPI 26-50	W-L RECORDS	RPI 51-100	RPI 101-150	RPI 150+				
24- 3	0- 1	0- 1	OVERALL	2- 1	5- 0	17- 0				
13- 0	0- 0	0- 0	HOME	0- 0	3- 0	10- 0				
11- 3	0- 1	0- 1	AWAY	2- 1	2- 0	7- 0				
0- 0	0- 0	0- 0	NEUTRAL	0- 0	0- 0	0- 0				
6- 3	0- 1	0- 1	NON-CONFERENCE	2- 1	0- 0	4- 0				
3- 0	0- 0	0- 0	HOME	0- 0	0- 0	3- 0				
3- 3	0- 1	0- 1	AWAY	2- 1	0- 0	1- 0				
0- 0	0- 0	0- 0	NEUTRAL	0- 0	0- 0	0- 0				
18- 0	0- 0	0- 0	CONFERENCE	0- 0	5- 0	13- 0				
10- 0	0- 0	0- 0	HOME	0- 0	3- 0	7- 0				
8- 0	0- 0	0- 0	AWAY	0- 0	2- 0	6- 0				
0- 0	0- 0	0- 0	NEUTRAL	0- 0	0- 0	0- 0				

RPI 1-25				RPI 26-50				Team's RPI: 39		RPI 51-100				RPI 101+			
RPI	S	Opponent	Score	RPI	S	Opponent	Score			RPI	S	Opponent	Score	RPI	S	Opponent	Score
18	A	Florida	72 76	46	A	Chattanooga	54 55			61	A	FGCU	62 48	120	H	Little Rock	66 53
										89	A	UT Martin	76 74	133	A	La.-Lafayette	74 62
										90	A	Nebraska	71 79	133	H	La.-Lafayette	83 56
														143	A	UT Arlington	78 71
														143	H	UT Arlington	66 44
														169	A	Troy	101 81
														169	H	Troy	94 80
														197	A	South Ala.	66 53
														197	H	South Ala.	58 51
														212	A	Texas St.	74 59
														212	H	Texas St.	87 50
														259	H	Appalachian St.	83 60
														265	H	Austin Peay	66 55
														269	A	Georgia St.	85 64
														269	H	Georgia St.	75 54
														277	A	La.-Monroe	78 64
														277	H	La.-Monroe	66 43
														278	A	Tennessee Tech	77 55
														288	H	Wichita St.	67 40
														290	A	Ga. Southern	79 52
														290	H	Ga. Southern	77 54
														312	H	Alcorn	82 50
LAST 12 Division I GAMES:																	
				143	H	UT Arlington	66 44			169	H	Troy	94 80				
				212	H	Texas St.	87 50			197	H	South Ala.	58 51				
				269	A	Georgia St.	85 64			290	H	Ga. Southern	77 54				
				290	A	Ga. Southern	79 52			269	H	Georgia St.	75 54				
				277	A	La.-Monroe	78 64			212	A	Texas St.	74 59				
				133	A	La.-Lafayette	74 62			143	A	UT Arlington	78 71				

Non-Div I Games:

Arkansas St.

■ Loss,
 ■ Non-Conf, S Site,
 ■ Home
 ■ Away
 N Neutral

Army West Point

Through Games Of Feb. 28, 2016

Average RPI Win:	246	WON-LOST	WINNING	LAST 10	STRENGTH OF	OPP. STRENGTH	TEAM	ADJ.	CONF.	ADJ CONF.
Average RPI Loss:	69	RECORD	PCT. RANK	GAMES	SCHEDULE	OF SCHEDULE	RPI	RPI	RPI	RPI
DIV. I ONLY	24- 2	7	10- 0	285	282	66	66	25	25	
DIV. I NON-CONF.	8- 1	23	0- 0	272	245	80	80	27	27	
TOTALS	RPI 1-25	RPI 26-50	W-L RECORDS	RPI 51-100	RPI 101-150	RPI 150+				
24- 2	0- 0	0- 0	OVERALL	3- 2	0- 0	21- 0				
13- 0	0- 0	0- 0	HOME	3- 0	0- 0	10- 0				
10- 2	0- 0	0- 0	AWAY	0- 2	0- 0	10- 0				
1- 0	0- 0	0- 0	NEUTRAL	0- 0	0- 0	1- 0				
8- 1	0- 0	0- 0	NON-CONFERENCE	2- 1	0- 0	6- 0				
5- 0	0- 0	0- 0	HOME	2- 0	0- 0	3- 0				
3- 1	0- 0	0- 0	AWAY	0- 1	0- 0	3- 0				
0- 0	0- 0	0- 0	NEUTRAL	0- 0	0- 0	0- 0				
16- 1	0- 0	0- 0	CONFERENCE	1- 1	0- 0	15- 0				
8- 0	0- 0	0- 0	HOME	1- 0	0- 0	7- 0				
7- 1	0- 0	0- 0	AWAY	0- 1	0- 0	7- 0				
1- 0	0- 0	0- 0	NEUTRAL	0- 0	0- 0	1- 0				

RPI 1-25				RPI 26-50				RPI 51-100				Team's RPI: 66		RPI 101+			
RPI	S	Opponent	Score	RPI	S	Opponent	Score	RPI	S	Opponent	Score			RPI	S	Opponent	Score
								51	A	Duke	61	72		163	A	Yale	65 61
								52	H	Albany (NY)	65	62		206	A	Lehigh	69 49
								83	H	Quinnipiac	67	57		206	H	Lehigh	63 39
								86	A	Bucknell	69	79		220	A	Navy	49 34
								86	H	Bucknell	68	63		220	N	Navy	75 38
														241	A	Loyola Maryland	52 44
														241	H	Loyola Maryland	70 37
														251	A	Holy Cross	80 49
														251	H	Holy Cross	77 58
														275	H	Pepperdine	63 53
														280	A	American	52 42
														280	H	American	87 51
														281	H	Rider	57 42
														284	H	Central Conn. St.	81 52
														307	A	Colgate	78 55
														307	H	Colgate	67 55
														327	A	Lafayette	78 45
														327	H	Lafayette	84 57
														335	A	St. Francis Brooklyn	74 35
														344	H	Boston U.	72 38
														345	A	NJIT	71 35
LAST 12 Division I GAMES:																	
206	A	Lehigh	69 49	241	A	Loyola Maryland	52 44										
344	H	Boston U.	72 38	327	H	Lafayette	84 57										
220	A	Navy	49 34	86	H	Bucknell	68 63										
251	A	Holy Cross	80 49	220	N	Navy	75 38										
280	H	American	87 51	251	H	Holy Cross	77 58										
307	A	Colgate	78 55	280	A	American	52 42										

Non-Div I Games: Emerson 86 47

Army West Point

Loss, Non-Conf, S Site, H Home A Away N Neutral

Average RPI Win: 168	WON-LOST	WINNING	LAST 10	STRENGTH OF	OPP. STRENGTH	TEAM	ADJ.	CONF.	ADJ CONF.
Average RPI Loss: 39	RECORD	PCT. RANK	GAMES	SCHEDULE	OF SCHEDULE	RPI	RPI	RPI	RPI
DIV. I ONLY	18- 11	104	6- 4	69	35	65	65	2	2
DIV. I NON-CONF.	10- 3	61	0- 0	268	128	110	110	2	2
TOTALS	RPI 1-25	RPI 26-50	W-L RECORDS	RPI 51-100	RPI 101-150	RPI 150+			
18- 11	2- 5	0- 3	OVERALL	2- 2	5- 1	9- 0			
9- 4	2- 2	0- 1	HOME	1- 0	3- 1	3- 0			
6- 7	0- 3	0- 2	AWAY	0- 2	2- 0	4- 0			
3- 0	0- 0	0- 0	NEUTRAL	1- 0	0- 0	2- 0			
10- 3	0- 0	0- 0	NON-CONFERENCE	1- 2	1- 1	8- 0			
4- 1	0- 0	0- 0	HOME	0- 0	1- 1	3- 0			
3- 2	0- 0	0- 0	AWAY	0- 2	0- 0	3- 0			
3- 0	0- 0	0- 0	NEUTRAL	1- 0	0- 0	2- 0			
8- 8	2- 5	0- 3	CONFERENCE	1- 0	4- 0	1- 0			
5- 3	2- 2	0- 1	HOME	1- 0	2- 0	0- 0			
3- 5	0- 3	0- 2	AWAY	0- 0	2- 0	1- 0			
0- 0	0- 0	0- 0	NEUTRAL	0- 0	0- 0	0- 0			

RPI 1-25				RPI 26-50				RPI 51-100 Team's RPI: 65				RPI 101+			
RPI	S	Opponent	Score	RPI	S	Opponent	Score	RPI	S	Opponent	Score	RPI	S	Opponent	Score
4	H	South Carolina	58 74	26	A	Georgia	30 63	61	A	FGCU	45 52	101	H	Virginia	52 69
12	A	Kentucky	47 54	27	A	Mississippi St.	45 60	75	N	Minnesota	81 79	118	A	LSU	63 53
12	H	Kentucky	66 61	41	H	Missouri	55 69	79	H	Vanderbilt	53 45	134	H	Arkansas	71 60
17	H	Texas A&M	49 57					95	A	Marquette	69 70	144	A	Alabama	59 55
18	A	Florida	49 56									144	H	Alabama	72 59
18	H	Florida	80 58									148	H	UAB	85 71
25	A	Tennessee	52 79									151	N	Boise St.	55 53
												162	H	East Carolina	83 69
												173	A	Ole Miss	65 60
												186	H	George Mason	88 59
												255	N	Coppin St.	69 54
												292	A	Savannah St.	62 40
												293	A	Towson	74 52
												306	A	Southeastern La.	80 68
												325	H	Winthrop	76 33
LAST 12 Division I GAMES:															
18	A	Florida	49 56	79	H	Vanderbilt	53 45								
17	H	Texas A&M	49 57	118	A	LSU	63 53								
41	H	Missouri	55 69	26	A	Georgia	30 63								
18	H	Florida	80 58	134	H	Arkansas	71 60								
173	A	Ole Miss	65 60	4	H	South Carolina	58 74								
144	A	Alabama	59 55	12	A	Kentucky	47 54								

Non-Div I Games:

Auburn

■ Loss,
 ■ Non-Conf,
 ■ S Site,
 ■ Home
 ■ A Away
 N Neutral

Average RPI Win: 248	WON-LOST	WINNING	LAST 10	STRENGTH OF	OPP. STRENGTH	TEAM	ADJ.	CONF.	ADJ CONF.
Average RPI Loss: 147	RECORD	PCT. RANK	GAMES	SCHEDULE	OF SCHEDULE	RPI	RPI	RPI	RPI
DIV. I ONLY	8- 19	277	4- 6	158	211	265	265	24	24
DIV. I NON-CONF.	0- 11	338	0- 0	37	74	276	276	24	24
TOTALS	RPI 1-25	RPI 26-50	W-L RECORDS	RPI 51-100	RPI 101-150	RPI 150+			
8- 19	0- 0	0- 3	OVERALL	1- 6	0- 3	7- 7			
7- 3	0- 0	0- 0	HOME	1- 2	0- 1	6- 0			
1- 15	0- 0	0- 2	AWAY	0- 4	0- 2	1- 7			
0- 1	0- 0	0- 1	NEUTRAL	0- 0	0- 0	0- 0			
0- 11	0- 0	0- 3	NON-CONFERENCE	0- 4	0- 1	0- 3			
0- 2	0- 0	0- 0	HOME	0- 2	0- 0	0- 0			
0- 8	0- 0	0- 2	AWAY	0- 2	0- 1	0- 3			
0- 1	0- 0	0- 1	NEUTRAL	0- 0	0- 0	0- 0			
8- 8	0- 0	0- 0	CONFERENCE	1- 2	0- 2	7- 4			
7- 1	0- 0	0- 0	HOME	1- 0	0- 1	6- 0			
1- 7	0- 0	0- 0	AWAY	0- 2	0- 1	1- 4			
0- 0	0- 0	0- 0	NEUTRAL	0- 0	0- 0	0- 0			

RPI 1-25				RPI 26-50				RPI 51-100				RPI 101+ Team's RPI: 265			
RPI	S	Opponent	Score	RPI	S	Opponent	Score	RPI	S	Opponent	Score	RPI	S	Opponent	Score
				39	A	Arkansas St.	55 66	62	H	Middle Tenn.	55 86	105	A	Wright St.	56 77
				40	N	Indiana	58 90	63	A	Ball St.	44 72	147	A	SIUE	75 94
				42	A	Western Ky.	69 88	79	A	Vanderbilt	56 73	147	H	SIUE	61 72
								89	A	UT Martin	51 75	156	A	ETSU	76 80
								89	H	UT Martin	80 70	187	H	Eastern Ky.	94 66
								91	A	Belmont	82 88	224	A	Southeast Mo. St.	69 71
								92	H	California	58 67	224	H	Southeast Mo. St.	74 71
												253	A	Tennessee St.	58 66
												267	A	Murray St.	72 75
												267	H	Murray St.	81 72
												274	A	Miami (OH)	60 75
												278	H	Tennessee Tech	91 75
												289	A	Kennesaw St.	65 73
												295	H	Jacksonville St.	61 59
												305	A	Morehead St.	96 75
												338	A	Eastern Ill.	56 64
												338	H	Eastern Ill.	80 45
LAST 12 Division I GAMES:															
				224	H	Southeast Mo. St.	74 71	89	A	UT Martin	51 75				
				267	H	Murray St.	81 72	224	A	Southeast Mo. St.	69 71				
				147	A	SIUE	75 94	147	H	SIUE	61 72				
				89	H	UT Martin	80 70	338	H	Eastern Ill.	80 45				
				338	A	Eastern Ill.	56 64	305	A	Morehead St.	96 75				
				267	A	Murray St.	72 75	91	A	Belmont	82 88				

Non-Div I Games: Trevecca Nazarene 97 75 Christian Bros. 74 55

Austin Peay

■ Loss,
 ■ Non-Conf,
 ■ S Site,
 ■ H Home
 ■ A Away
 N Neutral

BYU				STRENGTH OF		OPP. STRENGTH	TEAM	ADJ.	CONF.	ADJ CONF.
Average RPI Win:	152	WON-LOST	WINNING	LAST 10	SCHEDULE	OF SCHEDULE	RPI	RPI	RPI	RPI
Average RPI Loss:	57	RECORD	PCT. RANK	GAMES						
DIV. I ONLY	23- 5	22	9- 1	54	90	15	15	8	8	
DIV. I NON-CONF.	7- 3	91	0- 0	17	64	15	15	9	9	
TOTALS	RPI 1-25	RPI 26-50	W-L RECORDS	RPI 51-100	RPI 101-150	RPI 150+				
23- 5	1- 0	2- 3	OVERALL	6- 1	3- 1	11- 0				
12- 0	0- 0	1- 0	HOME	4- 0	1- 0	6- 0				
8- 4	0- 0	1- 2	AWAY	2- 1	0- 1	5- 0				
3- 1	1- 0	0- 1	NEUTRAL	0- 0	2- 0	0- 0				
7- 3	1- 0	0- 3	NON-CONFERENCE	1- 0	2- 0	3- 0				
3- 0	0- 0	0- 0	HOME	1- 0	0- 0	2- 0				
1- 2	0- 0	0- 2	AWAY	0- 0	0- 0	1- 0				
3- 1	1- 0	0- 1	NEUTRAL	0- 0	2- 0	0- 0				
16- 2	0- 0	2- 0	CONFERENCE	5- 1	1- 1	8- 0				
9- 0	0- 0	1- 0	HOME	3- 0	1- 0	4- 0				
7- 2	0- 0	1- 0	AWAY	2- 1	0- 1	4- 0				
0- 0	0- 0	0- 0	NEUTRAL	0- 0	0- 0	0- 0				

RPI 1-25				Team's RPI: 15		RPI 26-50				RPI 51-100				RPI 101+			
RPI	S	Opponent	Score	RPI	S	Opponent	Score	RPI	S	Opponent	Score	RPI	S	Opponent	Score		
17	N	Texas A&M	72 64	26	N	Georgia	58 66	67	A	Santa Clara	68 63	103	A	Gonzaga	55 73		
				33	A	Oklahoma	47 73	67	H	Santa Clara	70 63	103	H	Gonzaga	58 54		
				45	A	Colorado St.	55 61	77	A	San Diego	65 78	123	N	Hawaii	67 56		
				50	A	St. Mary's (CA)	65 44	77	H	San Diego	68 60	127	N	Penn St.	63 51		
				50	H	St. Mary's (CA)	65 59	81	H	Utah	73 59	161	A	Pacific	67 57		
								98	A	San Francisco	66 57	161	H	Pacific	79 62		
								98	H	San Francisco	65 62	196	A	Weber St.	68 51		
												204	H	Utah Valley	78 62		
												218	H	Utah St.	81 69		
												240	A	Loyola Marymount	82 75		
												240	H	Loyola Marymount	75 61		
												275	A	Pepperdine	77 66		
												275	H	Pepperdine	69 64		
												285	A	Portland	84 59		
												285	H	Portland	78 66		
LAST 12 Division I GAMES:																	
				103	A	Gonzaga	55 73	161	A	Pacific	67 57						
				285	A	Portland	84 59	275	A	Pepperdine	77 66						
				77	H	San Diego	68 60	240	A	Loyola Marymount	82 75						
				67	H	Santa Clara	70 63	275	H	Pepperdine	69 64						
				98	H	San Francisco	65 62	240	H	Loyola Marymount	75 61						
				50	A	St. Mary's (CA)	65 44	285	H	Portland	78 66						

Non-Div I Games: BYU-Hawaii 85 40

BYU

Loss, Non-Conf, S Site, H Home A Away N Neutral

Average RPI Win:	174	WON-LOST	WINNING	LAST 10	STRENGTH OF	OPP. STRENGTH	TEAM	ADJ.	CONF.	ADJ CONF.
Average RPI Loss:	90	RECORD	PCT. RANK	GAMES	SCHEDULE	OF SCHEDULE	RPI	RPI	RPI	RPI
DIV. I ONLY	18- 8	68	6- 4	84	115	63	63	11	11	
DIV. I NON-CONF.	7- 3	91	0- 0	199	97	95	95	13	13	
TOTALS	RPI 1-25	RPI 26-50	W-L RECORDS	RPI 51-100	RPI 101-150	RPI 150+				
18- 8	0- 1	1- 2	OVERALL	3- 4	6- 0	8- 1				
10- 2	0- 0	1- 1	HOME	2- 1	4- 0	3- 0				
7- 5	0- 0	0- 1	AWAY	1- 0	2- 0	4- 0				
1- 1	0- 1	0- 0	NEUTRAL	0- 0	0- 0	1- 0				
7- 3	0- 1	1- 0	NON-CONFERENCE	1- 2	0- 0	5- 0				
4- 0	0- 0	1- 0	HOME	1- 0	0- 0	2- 0				
2- 2	0- 0	0- 0	AWAY	0- 2	0- 0	2- 0				
1- 1	0- 1	0- 0	NEUTRAL	0- 0	0- 0	1- 0				
11- 5	0- 0	0- 2	CONFERENCE	2- 2	6- 0	3- 1				
6- 2	0- 0	0- 1	HOME	1- 1	4- 0	1- 0				
5- 3	0- 0	0- 1	AWAY	1- 1	2- 0	2- 1				
0- 0	0- 0	0- 0	NEUTRAL	0- 0	0- 0	0- 0				

RPI S	Opponent	Score	RPI S	Opponent	Score	RPI S	Opponent	Score	RPI S	Opponent	Score
18 N	Florida	79 85	42 H	Western Ky.	74 60	54 H	Saint Louis	79 70	104 H	Toledo	75 69
			44 A	Ohio	48 73	59 A	Purdue	63 73	121 A	Buffalo	59 57
			44 H	Ohio	67 68	74 A	Central Mich.	66 67	121 H	Buffalo	68 63
						74 H	Central Mich.	65 74	124 H	Akron	78 71
						82 A	Charlotte	66 72	138 A	Western Mich.	77 53
						86 A	Eastern Mich.	67 63	138 H	Western Mich.	60 54
						86 H	Eastern Mich.	76 54	195 H	Butler	58 50
									209 N	Massachusetts	81 54
									252 A	Northern Ill.	73 57
									257 A	Bowling Green	67 56
									265 H	Austin Peay	72 44
									274 H	Miami (OH)	66 41
									321 A	Kent St.	50 59
									331 A	Evansville	73 53
									332 A	Lipscomb	72 60
LAST 12 Division I GAMES:											
86 A	Eastern Mich.	67 63	121 A	Buffalo	59 57						
74 A	Central Mich.	66 67	124 H	Akron	78 71						
138 H	Western Mich.	60 54	44 H	Ohio	67 68						
252 A	Northern Ill.	73 57	138 A	Western Mich.	77 53						
321 A	Kent St.	50 59	86 H	Eastern Mich.	76 54						
74 H	Central Mich.	65 74	257 A	Bowling Green	67 56						

Non-Div I Games: Ohio Valley 94 45

Ball St.

■ Loss,
 ■ Non-Conf, S Site,
 ■ Home
 ■ Away
 N Neutral

Average RPI Win:	98	WON-LOST	WINNING	LAST 10	STRENGTH OF	OPP. STRENGTH	TEAM	ADJ.	CONF.	ADJ CONF.
Average RPI Loss:	24	RECORD	PCT. RANK	GAMES	SCHEDULE	OF SCHEDULE	RPI	RPI	RPI	RPI
DIV. I ONLY	29- 1	2	10- 0	16	18	2	2	3	3	
DIV. I NON-CONF.	13- 0	1	0- 0	28	57	3	3	3	3	
TOTALS	RPI 1-25	RPI 26-50	W-L RECORDS	RPI 51-100	RPI 101-150	RPI 150+				
29- 1	4- 1	9- 0	OVERALL	2- 0	7- 0	7- 0				
17- 0	2- 0	4- 0	HOME	1- 0	5- 0	5- 0				
8- 1	1- 1	3- 0	AWAY	1- 0	2- 0	1- 0				
4- 0	1- 0	2- 0	NEUTRAL	0- 0	0- 0	1- 0				
13- 0	2- 0	3- 0	NON-CONFERENCE	0- 0	3- 0	5- 0				
9- 0	1- 0	1- 0	HOME	0- 0	3- 0	4- 0				
0- 0	0- 0	0- 0	AWAY	0- 0	0- 0	0- 0				
4- 0	1- 0	2- 0	NEUTRAL	0- 0	0- 0	1- 0				
16- 1	2- 1	6- 0	CONFERENCE	2- 0	4- 0	2- 0				
8- 0	1- 0	3- 0	HOME	1- 0	2- 0	1- 0				
8- 1	1- 1	3- 0	AWAY	1- 0	2- 0	1- 0				
0- 0	0- 0	0- 0	NEUTRAL	0- 0	0- 0	0- 0				

RPI	S	Opponent	Score	RPI	S	Opponent	Score	RPI	S	Opponent	Score	RPI	S	Opponent	Score
6	A	Texas	80 67	28	A	West Virginia	71 61	85	A	TCU	81 75	110	A	Iowa St.	77 61
19	H	DePaul	86 72	28	H	West Virginia	69 64	85	H	TCU	72 55	110	H	Iowa St.	78 41
20	N	Michigan St.	84 76	30	H	South Fla.	66 63					122	H	Northwestern St.	86 44
24	A	Oklahoma St.	45 52	33	A	Oklahoma	78 70					141	A	Texas Tech	66 36
24	H	Oklahoma St.	66 41	33	H	Oklahoma	78 68					141	H	Texas Tech	69 43
				34	N	Miami (FL)	88 81					143	H	UT Arlington	62 20
				37	N	James Madison	77 63					145	H	Oral Roberts	97 39
				43	A	Kansas St.	63 52					153	H	McNeese St.	105 46
				43	H	Kansas St.	87 52					154	H	Southern Miss.	97 42
												180	H	Grambling	96 42
												221	H	Rice	89 38
												222	N	Cincinnati	72 34
												225	A	Kansas	58 40
												225	H	Kansas	81 49
LAST 12 Division I GAMES:															
43	A	Kansas St.	63 52	225	H	Kansas	81 49								
33	A	Oklahoma	78 70	43	H	Kansas St.	87 52								
110	H	Iowa St.	78 41	28	A	West Virginia	71 61								
24	H	Oklahoma St.	66 41	141	H	Texas Tech	69 43								
141	A	Texas Tech	66 36	110	A	Iowa St.	77 61								
85	A	TCU	81 75	6	A	Texas	80 67								

Non-Div I Games:

Baylor

Average RPI Win:	258	WON-LOST	WINNING	LAST 10	STRENGTH OF	OPP. STRENGTH	TEAM	ADJ.	CONF.	ADJ CONF.
Average RPI Loss:	86	RECORD	PCT. RANK	GAMES	SCHEDULE	OF SCHEDULE	RPI	RPI	RPI	RPI
DIV. I ONLY	19- 8	65	9- 1	228	231	91	91	24	24	
DIV. I NON-CONF.	6- 5	146	0- 0	95	119	85	85	24	24	
TOTALS	RPI 1-25	RPI 26-50	W-L RECORDS	RPI 51-100	RPI 101-150	RPI 150+				
19- 8	0- 2	0- 2	OVERALL	0- 1	2- 2	17- 1				
11- 0	0- 0	0- 0	HOME	0- 0	1- 0	10- 0				
8- 8	0- 2	0- 2	AWAY	0- 1	1- 2	7- 1				
0- 0	0- 0	0- 0	NEUTRAL	0- 0	0- 0	0- 0				
6- 5	0- 2	0- 2	NON-CONFERENCE	0- 0	2- 1	4- 0				
3- 0	0- 0	0- 0	HOME	0- 0	1- 0	2- 0				
3- 5	0- 2	0- 2	AWAY	0- 0	1- 1	2- 0				
0- 0	0- 0	0- 0	NEUTRAL	0- 0	0- 0	0- 0				
13- 3	0- 0	0- 0	CONFERENCE	0- 1	0- 1	13- 1				
8- 0	0- 0	0- 0	HOME	0- 0	0- 0	8- 0				
5- 3	0- 0	0- 0	AWAY	0- 1	0- 1	5- 1				
0- 0	0- 0	0- 0	NEUTRAL	0- 0	0- 0	0- 0				

RPI 1-25				RPI 26-50				RPI 51-100				Team's RPI: 91	RPI 101+			
RPI	S	Opponent	Score	RPI	S	Opponent	Score	RPI	S	Opponent	Score		RPI	S	Opponent	Score
5	A	Ohio St.	56 84	42	A	Western Ky.	65 80	89	A	UT Martin	79 81		114	A	IUPUI	59 62
21	A	Green Bay	62 66	46	A	Chattanooga	53 62						132	A	Wake Forest	78 64
													147	A	SIUE	60 73
													148	H	UAB	63 62
													169	H	Troy	102 93
													187	A	Eastern Ky.	65 51
													187	H	Eastern Ky.	72 61
													224	A	Southeast Mo. St.	74 81
													253	A	Tennessee St.	71 51
													253	H	Tennessee St.	80 65
													265	H	Austin Peay	88 82
													267	H	Murray St.	87 61
													272	H	Cleveland St.	76 58
													278	A	Tennessee Tech	80 79
													278	H	Tennessee Tech	70 49
													295	A	Jacksonville St.	44 32
													295	H	Jacksonville St.	56 42
													305	A	Morehead St.	89 74
													305	H	Morehead St.	99 71
													332	A	Lipscomb	90 68
													338	H	Eastern Ill.	89 61
													346	A	Alabama A&M	78 28
LAST 12 Division I GAMES:																
253	A	Tennessee St.	71 51	187	H	Eastern Ky.	72 61									
187	A	Eastern Ky.	65 51	305	H	Morehead St.	99 71									
278	H	Tennessee Tech	70 49	278	A	Tennessee Tech	80 79									
89	A	UT Martin	79 81	253	H	Tennessee St.	80 65									
305	A	Morehead St.	89 74	295	A	Jacksonville St.	44 32									
295	H	Jacksonville St.	56 42	265	H	Austin Peay	88 82									

Non-Div I Games: Young Harris 80 31 Trevecca Nazarene 86 59

Belmont

Loss, Non-Conf, S Site, H Home A Away N Neutral

Average RPI Win:	310	WON-LOST	WINNING	LAST 10	STRENGTH OF	OPP. STRENGTH	TEAM	ADJ.	CONF.	ADJ CONF.
Average RPI Loss:	202	RECORD	PCT. RANK	GAMES	SCHEDULE	OF SCHEDULE	RPI	RPI	RPI	RPI
DIV. I ONLY	14- 11	138	7- 3	345	345	264	264	31	31	
DIV. I NON-CONF.	4- 7	222	0- 0	302	320	279	279	30	30	
TOTALS	RPI 1-25	RPI 26-50	W-L RECORDS	RPI 51-100	RPI 101-150	RPI 150+				
14- 11	0- 0	0- 1	OVERALL	0- 0	0- 1	14- 9				
7- 3	0- 0	0- 0	HOME	0- 0	0- 1	7- 2				
5- 6	0- 0	0- 0	AWAY	0- 0	0- 0	5- 0				
2- 2	0- 0	0- 0	NEUTRAL	0- 0	0- 0	2- 2				
4- 7	0- 0	0- 1	NON-CONFERENCE	0- 0	0- 1	4- 5				
0- 3	0- 0	0- 0	HOME	0- 0	0- 1	0- 2				
2- 2	0- 0	0- 1	AWAY	0- 0	0- 0	2- 1				
2- 2	0- 0	0- 0	NEUTRAL	0- 0	0- 0	2- 2				
10- 4	0- 0	0- 0	CONFERENCE	0- 0	0- 0	10- 4				
7- 0	0- 0	0- 0	HOME	0- 0	0- 0	7- 0				
3- 4	0- 0	0- 0	AWAY	0- 0	0- 0	3- 4				
0- 0	0- 0	0- 0	NEUTRAL	0- 0	0- 0	0- 0				

RPI 1-25				RPI 26-50				RPI 51-100				RPI 101+ Team's RPI: 264			
RPI	S	Opponent	Score	RPI	S	Opponent	Score	RPI	S	Opponent	Score	RPI	S	Opponent	Score
				34	A	Miami (FL)	47 55					146	H	Jacksonville	53 63
												165	A	Hampton	45 60
												180	A	Fla. Atlantic	60 82
												192	H	Stetson	38 62
												214	H	Brown	61 68
												215	A	N.C. A&T	55 68
												231	N	Western Ill.	59 75
												249	H	Morgan St.	63 48
												255	H	Coppin St.	69 56
												269	N	Georgia St.	61 68
												287	A	UMES	71 76
												290	N	Ga. Southern	65 49
												292	H	Savannah St.	50 44
												294	A	Florida A&M	48 53
												294	H	Florida A&M	67 60
												301	A	Western Caro.	66 59
												308	H	South Carolina St.	65 50
												324	A	North Florida	53 49
												326	N	LIU Brooklyn	68 55
												329	H	Delaware St.	66 35
												334	A	Howard	81 77
												347	A	Norfolk St.	53 45
												348	A	N.C. Central	63 46
												348	H	N.C. Central	62 50
LAST 12 Division I GAMES:															
				348	H	N.C. Central	62 50					294	H	Florida A&M	67 60
				294	A	Florida A&M	48 53					334	A	Howard	81 77
				215	A	N.C. A&T	55 68					287	A	UMES	71 76
				348	A	N.C. Central	63 46					249	H	Morgan St.	63 48
				329	H	Delaware St.	66 35					255	H	Coppin St.	69 56
				292	H	Savannah St.	50 44					347	A	Norfolk St.	53 45

Non-Div I Games: Warner 100 28 Edward Waters 67 48

Bethune-Cookman

Loss, Non-Conf, S Site, H Home A Away N Neutral

Binghamton

Through Games Of Feb. 28, 2016

Average RPI Win:	263	WON-LOST	WINNING	LAST 10	STRENGTH OF	OPP. STRENGTH	TEAM	ADJ.	CONF.	ADJ CONF.
Average RPI Loss:	147	RECORD	PCT. RANK	GAMES	SCHEDULE	OF SCHEDULE	RPI	RPI	RPI	RPI
DIV. I ONLY	10- 16	241	4- 6	194	240	234	234	16	16	
DIV. I NON-CONF.	2- 8	290	0- 0	250	282	309	309	18	18	
TOTALS	RPI 1-25	RPI 26-50	W-L RECORDS	RPI 51-100	RPI 101-150	RPI 150+				
10- 16	0- 0	0- 0	OVERALL	0- 6	0- 0	10- 10				
7- 3	0- 0	0- 0	HOME	0- 2	0- 0	7- 1				
3- 13	0- 0	0- 0	AWAY	0- 4	0- 0	3- 9				
0- 0	0- 0	0- 0	NEUTRAL	0- 0	0- 0	0- 0				
2- 8	0- 0	0- 0	NON-CONFERENCE	0- 2	0- 0	2- 6				
2- 0	0- 0	0- 0	HOME	0- 0	0- 0	2- 0				
0- 8	0- 0	0- 0	AWAY	0- 2	0- 0	0- 6				
0- 0	0- 0	0- 0	NEUTRAL	0- 0	0- 0	0- 0				
8- 8	0- 0	0- 0	CONFERENCE	0- 4	0- 0	8- 4				
5- 3	0- 0	0- 0	HOME	0- 2	0- 0	5- 1				
3- 5	0- 0	0- 0	AWAY	0- 2	0- 0	3- 3				
0- 0	0- 0	0- 0	NEUTRAL	0- 0	0- 0	0- 0				

RPI S	Opponent	Score	RPI S	Opponent	Score	RPI S	Opponent	Score	RPI S	Opponent	Score	Team's RPI: 234
						52	A Albany (NY)	58 64	157	A Xavier	55 64	
						52	H Albany (NY)	47 59	159	A Cornell	57 64	
						68	A Michigan	62 90	160	A Stony Brook	58 64	
						69	A Maine	37 69	160	H Stony Brook	54 47	
						69	H Maine	38 52	178	A UMBC	51 62	
						86	A Bucknell	46 76	178	H UMBC	70 56	
									201	A Sacred Heart	60 69	
									205	A Hartford	53 47	
									205	H Hartford	39 41	
									207	A Canisius	50 80	
									214	A Brown	65 67	
									235	A Columbia	64 71	
									239	A New Hampshire	49 64	
									239	H New Hampshire	51 50	
									283	A Vermont	57 53	
									283	H Vermont	66 52	
									307	H Colgate	63 56	
									317	A UMass Lowell	75 70	
									317	H UMass Lowell	55 52	
									345	H NJIT	54 50	
LAST 12 Division I GAMES:												
			69	A Maine	37 69		239	A New Hampshire	49 64			
			178	H UMBC	70 56		160	H Stony Brook	54 47			
			317	H UMass Lowell	55 52		69	H Maine	38 52			
			283	H Vermont	66 52		178	A UMBC	51 62			
			205	H Hartford	39 41		317	A UMass Lowell	75 70			
			52	A Albany (NY)	58 64		283	A Vermont	57 53			

Non-Div I Games: Cedar Crest 74 18 Misericordia 73 44 Nyack 65 33

Binghamton

Loss, Non-Conf, S Site, H Home A Away N Neutral

Average RPI Win:	237	WON-LOST	WINNING	LAST 10	STRENGTH OF	OPP. STRENGTH	TEAM	ADJ.	CONF.	ADJ CONF.
Average RPI Loss:	143	RECORD	PCT. RANK	GAMES	SCHEDULE	OF SCHEDULE	RPI	RPI	RPI	RPI
DIV. I ONLY	15- 10	112	6- 4	211	216	151	151	19	19	
DIV. I NON-CONF.	5- 4	138	0- 0	266	206	203	203	20	20	
TOTALS	RPI 1-25	RPI 26-50	W-L RECORDS	RPI 51-100	RPI 101-150	RPI 150+				
15- 10	0- 0	0- 2	OVERALL	0- 2	0- 1	15- 5				
7- 5	0- 0	0- 1	HOME	0- 1	0- 0	7- 3				
7- 4	0- 0	0- 1	AWAY	0- 0	0- 1	7- 2				
1- 1	0- 0	0- 0	NEUTRAL	0- 1	0- 0	1- 0				
5- 4	0- 0	0- 0	NON-CONFERENCE	0- 2	0- 0	5- 2				
1- 3	0- 0	0- 0	HOME	0- 1	0- 0	1- 2				
3- 0	0- 0	0- 0	AWAY	0- 0	0- 0	3- 0				
1- 1	0- 0	0- 0	NEUTRAL	0- 1	0- 0	1- 0				
10- 6	0- 0	0- 2	CONFERENCE	0- 0	0- 1	10- 3				
6- 2	0- 0	0- 1	HOME	0- 0	0- 0	6- 1				
4- 4	0- 0	0- 1	AWAY	0- 0	0- 1	4- 2				
0- 0	0- 0	0- 0	NEUTRAL	0- 0	0- 0	0- 0				

RPI S	Opponent	Score	RPI S	Opponent	Score	RPI S	Opponent	Score	RPI S	Opponent	Score	Team's RPI: 151
45	A Colorado St.	64 68	45	H Colorado St.	51 83	65	N Auburn	53 55	126	A Fresno St.	57 62	
						88	H Washington St.	52 57	182	A Eastern Wash.	84 79	
									183	A New Mexico	81 60	
									183	H New Mexico	60 70	
									192	N Stetson	71 65	
									194	A San Jose St.	78 75	
									203	A UNLV	68 78	
									203	H UNLV	75 56	
									204	H Utah Valley	70 72	
									218	A Utah St.	63 58	
									218	H Utah St.	84 78	
									229	H Col. of Charleston	61 38	
									233	H Idaho St.	77 80	
									237	A Wyoming	58 82	
									237	H Wyoming	58 49	
									247	A San Diego St.	75 45	
									247	H San Diego St.	68 63	
									263	A Seattle	84 66	
									285	A Portland	89 49	
									316	H Nevada	66 58	
									343	H Air Force	61 48	
LAST 12 Division I GAMES:												
247	H San Diego St.	68 63	218	A Utah St.	63 58							
203	A UNLV	68 78	183	A New Mexico	81 60							
183	H New Mexico	60 70	203	H UNLV	75 56							
237	A Wyoming	58 82	237	H Wyoming	58 49							
45	H Colorado St.	51 83	194	A San Jose St.	78 75							
343	H Air Force	61 48	247	A San Diego St.	75 45							

Non-Div I Games: Concordia Portland 84 77 Cal St. L.A. 58 44

Boise St.

■ Loss,
 ■ Non-Conf, S Site,
 ■ Home
 ■ Away
 N Neutral

Average RPI Win:	197	WON-LOST	WINNING	LAST 10	STRENGTH OF	OPP. STRENGTH	TEAM	ADJ.	CONF.	ADJ CONF.
Average RPI Loss:	52	RECORD	PCT. RANK	GAMES	SCHEDULE	OF SCHEDULE	RPI	RPI	RPI	RPI
DIV. I ONLY	14- 15	179	1- 9	67	47	115	115	4	4	
DIV. I NON-CONF.	12- 1	9	0- 0	247	135	59	59	5	5	
TOTALS	RPI 1-25	RPI 26-50	W-L RECORDS	RPI 51-100	RPI 101-150	RPI 150+				
14- 15	0- 6	0- 3	OVERALL	3- 2	1- 4	10- 0				
8- 7	0- 3	0- 1	HOME	1- 0	1- 3	6- 0				
5- 7	0- 3	0- 1	AWAY	1- 2	0- 1	4- 0				
1- 1	0- 0	0- 1	NEUTRAL	1- 0	0- 0	0- 0				
12- 1	0- 0	0- 1	NON-CONFERENCE	3- 0	0- 0	9- 0				
7- 0	0- 0	0- 0	HOME	1- 0	0- 0	6- 0				
4- 0	0- 0	0- 0	AWAY	1- 0	0- 0	3- 0				
1- 1	0- 0	0- 1	NEUTRAL	1- 0	0- 0	0- 0				
2- 14	0- 6	0- 2	CONFERENCE	0- 2	1- 4	1- 0				
1- 7	0- 3	0- 1	HOME	0- 0	1- 3	0- 0				
1- 7	0- 3	0- 1	AWAY	0- 2	0- 1	1- 0				
0- 0	0- 0	0- 0	NEUTRAL	0- 0	0- 0	0- 0				

RPI 1-25				RPI 26-50				RPI 51-100				RPI 101+ Team's RPI: 115			
RPI	S	Opponent	Score	RPI	S	Opponent	Score	RPI	S	Opponent	Score	RPI	S	Opponent	Score
1	A	Notre Dame	58 70	33	N	Oklahoma	61 76	51	A	Duke	51 71	101	H	Virginia	50 61
1	H	Notre Dame	50 63	34	H	Miami (FL)	62 67	59	A	Purdue	58 56	108	A	Virginia Tech	33 58
13	A	Florida St.	42 75	49	A	North Carolina St.	63 74	69	H	Maine	55 48	130	H	Pittsburgh	54 43
14	H	Louisville	45 55					73	A	Georgia Tech	56 62	132	H	Wake Forest	59 65
16	A	Syracuse	61 62					81	N	Utah	76 51	137	H	North Carolina	78 86
16	H	Syracuse	55 71									158	A	Northeastern	71 45
												163	H	Yale	73 60
												205	H	Hartford	62 28
												238	H	Bryant	74 59
												239	H	New Hampshire	71 51
												250	A	Clemson	67 64
												251	H	Holy Cross	60 51
												258	A	Providence	67 41
												317	H	UMass Lowell	66 55
												344	A	Boston U.	58 37
LAST 12 Division I GAMES:															
1	A	Notre Dame	58 70	137	H	North Carolina	78 86								
16	H	Syracuse	55 71	34	H	Miami (FL)	62 67								
14	H	Louisville	45 55	73	A	Georgia Tech	56 62								
250	A	Clemson	67 64	16	A	Syracuse	61 62								
101	H	Virginia	50 61	132	H	Wake Forest	59 65								
49	A	North Carolina St.	63 74	130	H	Pittsburgh	54 43								

Non-Div I Games:

Boston College

■ Loss,
 ■ Non-Conf,
 ■ S Site,
 ■ H Home
 ■ A Away
 N Neutral

Average RPI Win: 269	WON-LOST	WINNING	LAST 10	STRENGTH OF	OPP. STRENGTH	TEAM	ADJ.	CONF.	ADJ CONF.
Average RPI Loss: 207	RECORD	PCT. RANK	GAMES	SCHEDULE	OF SCHEDULE	RPI	RPI	RPI	RPI
DIV. I ONLY	3- 25	340	2- 8	303	262	344	344	25	25
DIV. I NON-CONF.	0- 11	338	0- 0	287	199	348	348	27	27
TOTALS	RPI 1-25	RPI 26-50	W-L RECORDS	RPI 51-100	RPI 101-150	RPI 150+			
3- 25	0- 0	0- 0	OVERALL	0- 5	0- 1	3- 19			
2- 12	0- 0	0- 0	HOME	0- 2	0- 1	2- 9			
1- 13	0- 0	0- 0	AWAY	0- 0	0- 0	1- 4			
0- 0	0- 0	0- 0	NEUTRAL	0- 0	0- 0	0- 0			
0- 11	0- 0	0- 0	NON-CONFERENCE	0- 2	0- 1	0- 8			
0- 6	0- 0	0- 0	HOME	0- 1	0- 1	0- 4			
0- 5	0- 0	0- 0	AWAY	0- 1	0- 0	0- 4			
0- 0	0- 0	0- 0	NEUTRAL	0- 0	0- 0	0- 0			
3- 14	0- 0	0- 0	CONFERENCE	0- 3	0- 0	3- 11			
2- 6	0- 0	0- 0	HOME	0- 1	0- 0	2- 5			
1- 8	0- 0	0- 0	AWAY	0- 2	0- 0	1- 6			
0- 0	0- 0	0- 0	NEUTRAL	0- 0	0- 0	0- 0			

RPI S	Opponent	Score	RPI S	Opponent	Score	RPI S	Opponent	Score	RPI S	Opponent	Score	Team's RPI: 344
						52	H Albany (NY)	43 83	115	H Boston College	37 58	
						66	A Army West Point	38 72	158	H Northeastern	44 77	
						86	A Bucknell	56 74	170	H Marist	54 73	
						86	H Bucknell	59 72	206	A Lehigh	48 72	
						100	A Harvard	55 73	206	H Lehigh	66 73	
									209	A Massachusetts	56 73	
									216	H Rhode Island	41 57	
									220	A Navy	56 67	
									220	H Navy	51 49	
									230	A Dartmouth	52 72	
									239	A New Hampshire	52 69	
									241	A Loyola Maryland	54 63	
									241	H Loyola Maryland	46 67	
									251	A Holy Cross	50 74	
									251	H Holy Cross	41 60	
									280	A American	33 79	
									280	H American	63 59	
									283	H Vermont	45 60	
									307	A Colgate	71 58	
									307	H Colgate	63 72	
									317	A UMass Lowell	57 70	
									327	A Lafayette	56 71	
									327	H Lafayette	64 71	
LAST 12 Division I GAMES:												
251	A	Holy Cross	50	74	327	H	Lafayette	64	71			
66	A	Army West Point	38	72	220	H	Navy	51	49			
86	H	Bucknell	59	72	206	A	Lehigh	48	72			
307	A	Colgate	71	58	86	A	Bucknell	56	74			
241	H	Loyola Maryland	46	67	307	H	Colgate	63	72			
280	A	American	33	79	241	A	Loyola Maryland	54	63			

Non-Div I Games:

Boston U.

■ Loss,
 ■ Non-Conf,
 ■ S Site,
 ■ H Home
 ■ A Away
 N Neutral

Bowling Green

Through Games Of Feb. 28, 2016

Average RPI Win:	263	WON-LOST	WINNING	LAST 10	STRENGTH OF	OPP. STRENGTH	TEAM	ADJ.	CONF.	ADJ CONF.
Average RPI Loss:	124	RECORD	PCT. RANK	GAMES	SCHEDULE	OF SCHEDULE	RPI	RPI	RPI	RPI
DIV. I ONLY	10- 15	229	4- 6	260	141	257	257	11	11	
DIV. I NON-CONF.	4- 5	193	0- 0	329	202	284	284	13	13	
TOTALS	RPI 1-25	RPI 26-50	W-L RECORDS	RPI 51-100	RPI 101-150	RPI 150+				
10- 15	0- 0	0- 1	OVERALL	1- 3	1- 8	8- 3				
6- 7	0- 0	0- 1	HOME	1- 2	0- 4	5- 0				
3- 7	0- 0	0- 0	AWAY	0- 1	0- 4	3- 2				
1- 1	0- 0	0- 0	NEUTRAL	0- 0	1- 0	0- 1				
4- 5	0- 0	0- 0	NON-CONFERENCE	0- 1	1- 1	3- 3				
3- 1	0- 0	0- 0	HOME	0- 1	0- 0	3- 0				
0- 3	0- 0	0- 0	AWAY	0- 0	0- 1	0- 2				
1- 1	0- 0	0- 0	NEUTRAL	0- 0	1- 0	0- 1				
6- 10	0- 0	0- 1	CONFERENCE	1- 2	0- 7	5- 0				
3- 6	0- 0	0- 1	HOME	1- 1	0- 4	2- 0				
3- 4	0- 0	0- 0	AWAY	0- 1	0- 3	3- 0				
0- 0	0- 0	0- 0	NEUTRAL	0- 0	0- 0	0- 0				

RPI S	Opponent	Score	RPI S	Opponent	Score	RPI S	Opponent	Score	RPI S	Opponent	Score	Team's RPI: 257
44	H Ohio	57 72	60	H South Dakota St.	45 58	101	A Virginia	39 68				
			63	H Ball St.	56 67	104	A Toledo	61 75				
			74	A Central Mich.	75 76	104	H Toledo	60 68				
			86	H Eastern Mich.	67 63	121	A Buffalo	52 55				
						121	H Buffalo	50 63				
						124	H Akron	55 71				
						138	A Western Mich.	45 74				
						138	H Western Mich.	49 65				
						146	N Jacksonville	72 69				
						176	N Davidson	56 60				
						222	A Cincinnati	51 54				
						252	A Northern Ill.	58 43				
						272	A Cleveland St.	48 69				
						274	A Miami (OH)	64 58				
						274	H Miami (OH)	76 56				
						300	H Bradley	66 53				
						321	A Kent St.	65 55				
						321	H Kent St.	71 49				
						322	H Illinois St.	70 52				
						331	H Evansville	74 56				
LAST 12 Division I GAMES:												
274	H Miami (OH)	76 56	74	A Central Mich.	75 76							
121	A Buffalo	52 55	104	A Toledo	61 75							
321	A Kent St.	65 55	86	H Eastern Mich.	67 63							
104	H Toledo	60 68	321	H Kent St.	71 49							
121	H Buffalo	50 63	252	A Northern Ill.	58 43							
138	H Western Mich.	49 65	63	H Ball St.	56 67							

Non-Div I Games:

Bowling Green

■ Loss,
 ■ Non-Conf,
 ■ S Site,
 ■ H Home
 ■ A Away
 N Neutral

Average RPI Win:	291	WON-LOST	WINNING	LAST 10	STRENGTH OF	OPP. STRENGTH	TEAM	ADJ.	CONF.	ADJ CONF.
Average RPI Loss:	158	RECORD	PCT. RANK	GAMES	SCHEDULE	OF SCHEDULE	RPI	RPI	RPI	RPI
DIV. I ONLY	7- 20	292	3- 7	273	204	300	300	21	21	
DIV. I NON-CONF.	3- 7	248	0- 0	259	180	265	265	17	17	
TOTALS	RPI 1-25	RPI 26-50	W-L RECORDS	RPI 51-100	RPI 101-150	RPI 150+				
7- 20	0- 0	0- 1	OVERALL	0- 4	1- 7	6- 8				
4- 9	0- 0	0- 1	HOME	0- 1	0- 4	4- 3				
3- 11	0- 0	0- 0	AWAY	0- 3	1- 3	2- 5				
0- 0	0- 0	0- 0	NEUTRAL	0- 0	0- 0	0- 0				
3- 7	0- 0	0- 1	NON-CONFERENCE	0- 2	1- 1	2- 3				
1- 3	0- 0	0- 1	HOME	0- 0	0- 1	1- 1				
2- 4	0- 0	0- 0	AWAY	0- 2	1- 0	1- 2				
0- 0	0- 0	0- 0	NEUTRAL	0- 0	0- 0	0- 0				
4- 13	0- 0	0- 0	CONFERENCE	0- 2	0- 6	4- 5				
3- 6	0- 0	0- 0	HOME	0- 1	0- 3	3- 2				
1- 7	0- 0	0- 0	AWAY	0- 1	0- 3	1- 3				
0- 0	0- 0	0- 0	NEUTRAL	0- 0	0- 0	0- 0				

RPI 1-25				RPI 26-50				RPI 51-100				RPI 101+				Team's RPI: 300
RPI	S	Opponent	Score	RPI	S	Opponent	Score	RPI	S	Opponent	Score	RPI	S	Opponent	Score	
				33	H	Oklahoma	46 79	54	A	Saint Louis	58 75	106	A	Drake	45 78	
								64	A	Iowa	53 60	106	H	Drake	64 76	
								96	A	Missouri St.	56 59	107	A	UNI	41 65	
								96	H	Missouri St.	44 55	107	H	UNI	47 55	
												128	A	Southern Ill.	49 75	
												128	H	Southern Ill.	51 65	
												138	H	Western Mich.	59 72	
												149	A	Detroit	75 67	
												175	H	Loyola Chicago	54 67	
												217	A	Indiana St.	37 59	
												217	H	Indiana St.	59 68	
												232	H	Ill.-Chicago	56 66	
												252	A	Northern Ill.	64 68	
												257	A	Bowling Green	53 66	
												288	A	Wichita St.	55 50	
												288	H	Wichita St.	50 44	
												321	H	Kent St.	68 60	
												322	A	Illinois St.	49 54	
												322	H	Illinois St.	52 38	
												331	A	Evansville	46 62	
												331	H	Evansville	66 52	
												340	A	Chicago St.	66 60	
LAST 12 Division I GAMES:																
106	A	Drake	45 78	128	H	Southern Ill.	51 65									
107	A	UNI	41 65	331	H	Evansville	66 52									
322	H	Illinois St.	52 38	107	H	UNI	47 55									
217	H	Indiana St.	59 68	106	H	Drake	64 76									
96	A	Missouri St.	56 59	217	A	Indiana St.	37 59									
288	A	Wichita St.	55 50	322	A	Illinois St.	49 54									

Non-Div I Games: Eureka 87 47

Bradley

■ Loss,
 ■ Non-Conf,
 ■ S Site,
 ■ H Home
 ■ A Away
 N Neutral

Average RPI Win:	269	WON-LOST	WINNING	LAST 10	STRENGTH OF	OPP. STRENGTH	TEAM	ADJ.	CONF.	ADJ CONF.
Average RPI Loss:	143	RECORD	PCT. RANK	GAMES	SCHEDULE	OF SCHEDULE	RPI	RPI	RPI	RPI
DIV. I ONLY	11- 13	203	1- 9	261	202	214	214	10	10	
DIV. I NON-CONF.	10- 2	33	0- 0	341	343	156	156	12	12	
TOTALS	RPI 1-25	RPI 26-50	W-L RECORDS	RPI 51-100	RPI 101-150	RPI 150+				
11- 13	0- 0	0- 4	OVERALL	0- 2	0- 0	11- 7				
5- 5	0- 0	0- 2	HOME	0- 1	0- 0	5- 2				
6- 8	0- 0	0- 2	AWAY	0- 1	0- 0	6- 5				
0- 0	0- 0	0- 0	NEUTRAL	0- 0	0- 0	0- 0				
10- 2	0- 0	0- 0	NON-CONFERENCE	0- 0	0- 0	10- 2				
5- 0	0- 0	0- 0	HOME	0- 0	0- 0	5- 0				
5- 2	0- 0	0- 0	AWAY	0- 0	0- 0	5- 2				
0- 0	0- 0	0- 0	NEUTRAL	0- 0	0- 0	0- 0				
1- 11	0- 0	0- 4	CONFERENCE	0- 2	0- 0	1- 5				
0- 5	0- 0	0- 2	HOME	0- 1	0- 0	0- 2				
1- 6	0- 0	0- 2	AWAY	0- 1	0- 0	1- 3				
0- 0	0- 0	0- 0	NEUTRAL	0- 0	0- 0	0- 0				

RPI 1-25				RPI 26-50				RPI 51-100				RPI 101+				Team's RPI: 214	
RPI	S	Opponent	Score	RPI	S	Opponent	Score	RPI	S	Opponent	Score	RPI	S	Opponent	Score		
				31	A	Princeton	53 72	100	A	Harvard	79 92	159	A	Cornell	70 85		
				31	H	Princeton	57 83	100	H	Harvard	79 87	163	A	Yale	54 81		
				35	A	Penn	49 66					163	H	Yale	39 48		
				35	H	Penn	59 69					216	H	Rhode Island	67 63		
												230	A	Dartmouth	56 60		
												230	H	Dartmouth	50 63		
												234	H	Binghamton	67 65		
												235	A	Columbia	73 63		
												238	A	Bryant	84 67		
												245	A	Manhattan	56 80		
												249	H	Morgan St.	72 45		
												258	H	Providence	57 47		
												264	A	Bethune-Cookman	68 61		
												283	H	Vermont	71 54		
												315	A	Fairleigh Dickinson	63 48		
												321	A	Kent St.	62 57		
												337	A	Saint Peter's	67 79		
												345	A	NJIT	74 49		
LAST 12 Division I GAMES:																	
				100	A	Harvard	79 92	235	A	Columbia	73 63						
				230	A	Dartmouth	56 60	159	A	Cornell	70 85						
				31	H	Princeton	57 83	35	A	Penn	49 66						
				35	H	Penn	59 69	31	A	Princeton	53 72						
				230	H	Dartmouth	50 63	163	H	Yale	39 48						
				100	H	Harvard	79 87	163	A	Yale	54 81						

Non-Div I Games: Mount Ida 114 28 Rhode Island Col. 90 35

Brown

■ Loss,
 ■ Non-Conf,
 ■ S Site,
 ■ H Home
 ■ A Away
 N Neutral

B
r
y
a
n
tB
r
y
a
n
t

Bryant

Page 32

Average RPI Win:	257	WON-LOST	WINNING	LAST 10	STRENGTH OF	OPP. STRENGTH	TEAM	ADJ.	CONF.	ADJ CONF.
Average RPI Loss:	138	RECORD	PCT. RANK	GAMES	SCHEDULE	OF SCHEDULE	RPI	RPI	RPI	RPI
DIV. I ONLY	22- 6	37	9- 1	233	303	86	86	25	25	
DIV. I NON-CONF.	6- 5	146	0- 0	193	310	155	155	27	27	
TOTALS	RPI 1-25	RPI 26-50	W-L RECORDS	RPI 51-100	RPI 101-150	RPI 150+				
22- 6	0- 1	0- 0	OVERALL	1- 1	0- 1	21- 3				
13- 1	0- 0	0- 0	HOME	1- 0	0- 1	12- 0				
9- 5	0- 1	0- 0	AWAY	0- 1	0- 0	9- 3				
0- 0	0- 0	0- 0	NEUTRAL	0- 0	0- 0	0- 0				
6- 5	0- 1	0- 0	NON-CONFERENCE	0- 0	0- 1	6- 3				
4- 1	0- 0	0- 0	HOME	0- 0	0- 1	4- 0				
2- 4	0- 1	0- 0	AWAY	0- 0	0- 0	2- 3				
0- 0	0- 0	0- 0	NEUTRAL	0- 0	0- 0	0- 0				
16- 1	0- 0	0- 0	CONFERENCE	1- 1	0- 0	15- 0				
9- 0	0- 0	0- 0	HOME	1- 0	0- 0	8- 0				
7- 1	0- 0	0- 0	AWAY	0- 1	0- 0	7- 0				
0- 0	0- 0	0- 0	NEUTRAL	0- 0	0- 0	0- 0				

RPI 1-25				RPI 26-50				RPI 51-100 Team's RPI: 86				RPI 101+			
RPI	S	Opponent	Score	RPI	S	Opponent	Score	RPI	S	Opponent	Score	RPI	S	Opponent	Score
1	A	Notre Dame	54 85					66	A	Army West Point	63 68	129	H	Youngstown St.	47 55
								66	H	Army West Point	79 69	167	H	Delaware	80 51
												178	A	UMBC	52 65
												206	A	Lehigh	67 54
												206	H	Lehigh	80 77
												207	A	Canisius	56 61
												220	A	Navy	51 41
												220	H	Navy	64 52
												234	H	Binghamton	76 46
												241	A	Loyola Maryland	64 42
												241	H	Loyola Maryland	71 64
												245	A	Manhattan	61 56
												249	A	Morgan St.	50 64
												251	A	Holy Cross	58 51
												251	H	Holy Cross	74 64
												272	A	Cleveland St.	59 57
												280	A	American	66 60
												280	H	American	60 54
												307	A	Colgate	71 51
												307	H	Colgate	79 60
												315	H	Fairleigh Dickinson	72 62
												319	H	Mt. St. Mary's	71 45
												327	H	Lafayette	69 55
												344	A	Boston U.	72 59
												344	H	Boston U.	74 56
LAST 12 Division I GAMES:															
220	H	Navy	64 52	251	H	Holy Cross	74 64								
327	H	Lafayette	69 55	280	H	American	60 54								
344	A	Boston U.	72 59	66	A	Army West Point	63 68								
241	A	Loyola Maryland	64 42	344	H	Boston U.	74 56								
307	H	Colgate	79 60	241	H	Loyola Maryland	71 64								
206	A	Lehigh	67 54	307	A	Colgate	71 51								

Non-Div I Games:

Bucknell

■ Loss,
 ■ Non-Conf, S Site,
 ■ Home
 ■ Away
 N Neutral

Average RPI Win: 213	WON-LOST	WINNING	LAST 10	STRENGTH OF	OPP. STRENGTH	TEAM	ADJ.	CONF.	ADJ CONF.
Average RPI Loss: 110	RECORD	PCT. RANK	GAMES	SCHEDULE	OF SCHEDULE	RPI	RPI	RPI	RPI
DIV. I ONLY	15- 12	142	5- 5	130	163	121	121	11	11
DIV. I NON-CONF.	8- 3	77	0- 0	205	217	97	97	13	13
TOTALS	RPI 1-25	RPI 26-50	W-L RECORDS	RPI 51-100	RPI 101-150	RPI 150+			
15- 12	0- 1	2- 1	OVERALL	1- 5	0- 3	12- 2			
7- 5	0- 1	1- 0	HOME	1- 2	0- 2	5- 0			
7- 7	0- 0	1- 1	AWAY	0- 3	0- 1	6- 2			
1- 0	0- 0	0- 0	NEUTRAL	0- 0	0- 0	1- 0			
8- 3	0- 1	0- 1	NON-CONFERENCE	0- 1	0- 0	8- 0			
3- 1	0- 1	0- 0	HOME	0- 0	0- 0	3- 0			
4- 2	0- 0	0- 1	AWAY	0- 1	0- 0	4- 0			
1- 0	0- 0	0- 0	NEUTRAL	0- 0	0- 0	1- 0			
7- 9	0- 0	2- 0	CONFERENCE	1- 4	0- 3	4- 2			
4- 4	0- 0	1- 0	HOME	1- 2	0- 2	2- 0			
3- 5	0- 0	1- 0	AWAY	0- 2	0- 1	2- 2			
0- 0	0- 0	0- 0	NEUTRAL	0- 0	0- 0	0- 0			

RPI	S	Opponent	Score	RPI	S	Opponent	Score	RPI	S	Opponent	Score	RPI	S	Opponent	Score	Team's RPI: 121
23	H	Duquesne	62 79	29	A	St. Bonaventure	32 59	63	A	Ball St.	63 68	104	A	Toledo	60 71	
				44	A	Ohio	70 58	63	H	Ball St.	57 59	124	H	Akron	61 69	
				44	H	Ohio	51 43	74	H	Central Mich.	67 61	138	H	Western Mich.	78 92	
								76	A	Hofstra	36 79	159	H	Cornell	59 41	
								86	A	Eastern Mich.	56 67	201	A	Sacred Heart	66 53	
								86	H	Eastern Mich.	55 70	207	H	Canisius	54 40	
												209	A	Massachusetts	56 48	
												250	N	Clemson	61 51	
												252	A	Northern Ill.	74 76	
												257	A	Bowling Green	63 50	
												257	H	Bowling Green	55 52	
												270	A	UCF	66 60	
												274	A	Miami (OH)	58 69	
												274	H	Miami (OH)	58 39	
												297	A	Niagara	57 48	
												321	A	Kent St.	77 66	
												326	H	LIU Brooklyn	55 38	
LAST 12 Division I GAMES:																
		44	A	Ohio	70 58			63	H	Ball St.	57 59					
		257	H	Bowling Green	55 52			44	H	Ohio	51 43					
		274	H	Miami (OH)	58 39			252	A	Northern Ill.	74 76					
		86	H	Eastern Mich.	55 70			274	A	Miami (OH)	58 69					
		257	A	Bowling Green	63 50			138	H	Western Mich.	78 92					
		104	A	Toledo	60 71			124	H	Akron	61 69					

Non-Div I Games:

Buffalo

■ Loss,
■ Non-Conf,
■ S Site,
■ H Home
■ A Away
N Neutral

Average RPI Win:	183	WON-LOST	WINNING	LAST 10	STRENGTH OF	OPP. STRENGTH	TEAM	ADJ.	CONF.	ADJ CONF.
Average RPI Loss:	80	RECORD	PCT. RANK	GAMES	SCHEDULE	OF SCHEDULE	RPI	RPI	RPI	RPI
DIV. I ONLY	9- 20	272	2- 8	78	49	195	195	6	6	
DIV. I NON-CONF.	5- 6	180	0- 0	130	17	139	139	6	6	
TOTALS	RPI 1-25	RPI 26-50	W-L RECORDS	RPI 51-100	RPI 101-150	RPI 150+				
9- 20	0- 3	0- 6	OVERALL	3- 5	1- 3	5- 3				
6- 7	0- 2	0- 2	HOME	3- 1	1- 1	2- 1				
2- 13	0- 1	0- 4	AWAY	0- 4	0- 2	2- 2				
1- 0	0- 0	0- 0	NEUTRAL	0- 0	0- 0	1- 0				
5- 6	0- 1	0- 2	NON-CONFERENCE	1- 1	1- 1	3- 1				
3- 1	0- 1	0- 0	HOME	1- 0	1- 0	1- 0				
1- 5	0- 0	0- 2	AWAY	0- 1	0- 1	1- 1				
1- 0	0- 0	0- 0	NEUTRAL	0- 0	0- 0	1- 0				
4- 14	0- 2	0- 4	CONFERENCE	2- 4	0- 2	2- 2				
3- 6	0- 1	0- 2	HOME	2- 1	0- 1	1- 1				
1- 8	0- 1	0- 2	AWAY	0- 3	0- 1	1- 1				
0- 0	0- 0	0- 0	NEUTRAL	0- 0	0- 0	0- 0				

RPI	S	Opponent	Score	RPI	S	Opponent	Score	RPI	S	Opponent	Score	RPI	S	Opponent	Score	Team's RPI: 195
19	A	DePaul	63 102	30	A	South Fla.	77 87	56	A	St. John's (NY)	41 68	105	A	Wright St.	53 66	
19	H	DePaul	54 61	36	A	Seton Hall	77 98	56	H	St. John's (NY)	62 58	131	A	Creighton	49 77	
21	H	Green Bay	46 55	36	H	Seton Hall	67 72	63	A	Ball St.	50 58	131	H	Creighton	42 52	
				46	A	Chattanooga	49 60	85	H	TCU	65 53	134	H	Arkansas	63 57	
				47	A	Villanova	46 66	94	A	Georgetown	35 49	157	A	Xavier	47 55	
				47	H	Villanova	45 57	94	H	Georgetown	82 76	157	H	Xavier	63 73	
								95	A	Marquette	69 76	217	A	Indiana St.	63 70	
								95	H	Marquette	64 80	244	H	Valparaiso	72 53	
												250	N	Clemson	54 50	
												258	A	Providence	77 67	
												258	H	Providence	65 50	
												270	A	UCF	71 63	
LAST 12 Division I GAMES:																
47	A	Villanova	46 66	258	H	Providence	65 50									
94	A	Georgetown	35 49	131	H	Creighton	42 52									
56	H	St. John's (NY)	62 58	157	A	Xavier	47 55									
36	H	Seton Hall	67 72	36	A	Seton Hall	77 98									
19	A	DePaul	63 102	56	A	St. John's (NY)	41 68									
95	A	Marquette	69 76	95	H	Marquette	64 80									

Non-Div I Games:

Butler

■ Loss,
 ■ Non-Conf,
 ■ S Site,
 ■ H Home
 ■ A Away
 N Neutral

CSU Bakersfield

Through Games Of Feb. 28, 2016

Average RPI Win:	262	WON-LOST	WINNING	LAST 10	STRENGTH OF	OPP. STRENGTH	TEAM	ADJ.	CONF.	ADJ CONF.
Average RPI Loss:	128	RECORD	PCT. RANK	GAMES	SCHEDULE	OF SCHEDULE	RPI	RPI	RPI	RPI
DIV. I ONLY	10- 18	258	5- 5	121	196	219	219	27	27	
DIV. I NON-CONF.	3- 12	290	0- 0	44	38	225	225	25	25	
TOTALS	RPI 1-25	RPI 26-50	W-L RECORDS	RPI 51-100	RPI 101-150	RPI 150+				
10- 18	0- 5	0- 1	OVERALL	0- 2	0- 3	10- 7				
7- 6	0- 0	0- 0	HOME	0- 1	0- 1	7- 4				
3- 10	0- 3	0- 1	AWAY	0- 1	0- 2	3- 3				
0- 2	0- 2	0- 0	NEUTRAL	0- 0	0- 0	0- 0				
3- 12	0- 5	0- 1	NON-CONFERENCE	0- 0	0- 3	3- 3				
3- 3	0- 0	0- 0	HOME	0- 0	0- 1	3- 2				
0- 7	0- 3	0- 1	AWAY	0- 0	0- 2	0- 1				
0- 2	0- 2	0- 0	NEUTRAL	0- 0	0- 0	0- 0				
7- 6	0- 0	0- 0	CONFERENCE	0- 2	0- 0	7- 4				
4- 3	0- 0	0- 0	HOME	0- 1	0- 0	4- 2				
3- 3	0- 0	0- 0	AWAY	0- 1	0- 0	3- 2				
0- 0	0- 0	0- 0	NEUTRAL	0- 0	0- 0	0- 0				

RPI 1-25				RPI 26-50				RPI 51-100				RPI 101+ Team's RPI: 219			
RPI	S	Opponent	Score	RPI	S	Opponent	Score	RPI	S	Opponent	Score	RPI	S	Opponent	Score
4	N	South Carolina	71 90	48	A	UC Riverside	61 81	97	A	New Mexico St.	63 86	123	A	Hawaii	60 74
7	A	Stanford	41 83					97	H	New Mexico St.	59 67	123	H	Hawaii	55 65
8	N	Arizona St.	47 60									126	A	Fresno St.	52 57
9	A	Oregon St.	51 75									161	H	Pacific	74 80
10	A	UCLA	68 82									193	H	Cal Poly	57 52
												194	H	San Jose St.	90 88
												204	A	Utah Valley	53 72
												204	H	Utah Valley	61 54
												211	A	UTRGV	46 60
												211	H	UTRGV	80 66
												242	A	Grand Canyon	76 67
												242	H	Grand Canyon	51 61
												263	H	Seattle	76 68
												266	A	UC Santa Barbara	60 61
												275	H	Pepperdine	73 76
												296	A	UMKC	78 68
												296	H	UMKC	40 56
												339	H	UC Irvine	65 39
												340	A	Chicago St.	74 61
												340	H	Chicago St.	76 43
LAST 12 Division I GAMES:															
242	A	Grand Canyon	76 67	204	H	Utah Valley	61 54								
211	H	UTRGV	80 66	242	H	Grand Canyon	51 61								
97	H	New Mexico St.	59 67	97	A	New Mexico St.	63 86								
204	A	Utah Valley	53 72	211	A	UTRGV	46 60								
340	A	Chicago St.	74 61	263	H	Seattle	76 68								
296	A	UMKC	78 68	296	H	UMKC	40 56								

Non-Div I Games:

CSU Bakersfield

Loss, Non-Conf, S Site, H Home A Away N Neutral

RPI 1-25				RPI 26-50				RPI 51-100				RPI 101+				Team's RPI: 299	
RPI	S	Opponent	Score	RPI	S	Opponent	Score	RPI	S	Opponent	Score	RPI	S	Opponent	Score		
8	A	Arizona St.	46 69	26	H	Georgia	58 83	77	A	San Diego	64 86	123	A	Hawaii	50 77		
				48	A	UC Riverside	76 83	81	A	Utah	56 97	123	H	Hawaii	63 60		
				48	H	UC Riverside	62 84	92	A	California	44 106	127	H	Penn St.	81 73		
				50	H	St. Mary's (CA)	59 93					135	A	Long Beach St.	71 74		
												139	A	Idaho	50 108		
												182	A	Eastern Wash.	59 70		
												190	A	UC Davis	50 57		
												190	H	UC Davis	52 75		
												193	A	Cal Poly	62 66		
												193	H	Cal Poly	66 77		
												247	H	San Diego St.	65 67		
												263	H	Seattle	56 62		
												266	A	UC Santa Barbara	58 70		
												266	H	UC Santa Barbara	49 65		
												285	A	Portland	68 62		
												318	A	Portland St.	77 83		
												328	A	Southern Utah	65 67		
												336	H	Cal St. Fullerton	79 52		
												339	A	UC Irvine	83 64		
												339	H	UC Irvine	62 48		
LAST 12 Division I GAMES:																	
				190	A	UC Davis	50 57	135	A	Long Beach St.	71 74						
				48	H	UC Riverside	62 84	336	H	Cal St. Fullerton	79 52						
				193	H	Cal Poly	66 77	339	A	UC Irvine	83 64						
				266	A	UC Santa Barbara	58 70	123	H	Hawaii	63 60						
				339	H	UC Irvine	62 48	193	A	Cal Poly	62 66						
				48	A	UC Riverside	76 83	266	H	UC Santa Barbara	49 65						

Non-Div I Games:

Average RPI Loss: 127

Average RPI Win:	256	WON-LOST	WINNING	LAST 10	STRENGTH OF	OPP. STRENGTH	TEAM	ADJ.	CONF.	ADJ CONF.
Average RPI Loss:	127	RECORD	PCT. RANK	GAMES	SCHEDULE	OF SCHEDULE	RPI	RPI	RPI	RPI
DIV. I ONLY	14- 14	166	4- 6	213	232	193	193	23	23	
DIV. I NON-CONF.	7- 6	156	0- 0	105	148	116	116	21	21	
<hr/>										
TOTALS	RPI 1-25	RPI 26-50	W-L RECORDS	RPI 51-100	RPI 101-150	RPI 150+				
14- 14	0- 1	0- 3	OVERALL	1- 2	2- 3	11- 5				
8- 5	0- 0	0- 1	HOME	0- 1	2- 2	6- 1				
6- 8	0- 1	0- 2	AWAY	1- 1	0- 1	5- 3				
0- 1	0- 0	0- 0	NEUTRAL	0- 0	0- 0	0- 1				
7- 6	0- 1	0- 1	NON-CONFERENCE	1- 2	2- 0	4- 2				
4- 1	0- 0	0- 0	HOME	0- 1	2- 0	2- 0				
3- 4	0- 1	0- 1	AWAY	1- 1	0- 0	2- 1				
0- 1	0- 0	0- 0	NEUTRAL	0- 0	0- 0	0- 1				
7- 8	0- 0	0- 2	CONFERENCE	0- 0	0- 3	7- 3				
4- 4	0- 0	0- 1	HOME	0- 0	0- 2	4- 1				
3- 4	0- 0	0- 1	AWAY	0- 0	0- 1	3- 2				
0- 0	0- 0	0- 0	NEUTRAL	0- 0	0- 0	0- 0				

RPI 1-25				RPI 26-50				RPI 51-100				RPI 101+				Team's RPI: 193	
RPI	S	Opponent	Score	RPI	S	Opponent	Score	RPI	S	Opponent	Score	RPI	S	Opponent	Score		
9	A	Oregon St.	43 80	48	A	UC Riverside	83 93	67	H	Santa Clara	63 69	123	H	Hawaii	58 64		
				48	H	UC Riverside	62 75	92	A	California	57 82	126	H	Fresno St.	64 60		
				50	A	St. Mary's (CA)	83 87	98	A	San Francisco	62 61	135	A	Long Beach St.	53 65		
												135	H	Long Beach St.	56 61		
												141	H	Montana St.	66 57		
												174	H	Sacramento St.	97 72		
												190	A	UC Davis	71 82		
												190	H	UC Davis	57 75		
												211	N	UTRGV	58 66		
												219	A	CSU Bakersfield	52 57		
												240	H	Loyola Marymount	70 58		
												266	A	UC Santa Barbara	67 78		
												266	H	UC Santa Barbara	66 60		
												275	A	Pepperdine	61 47		
												299	A	CSUN	77 66		
												299	H	CSUN	66 62		
												314	A	A&M-Corpus Christi	56 45		
												336	A	Cal St. Fullerton	63 57		
												336	H	Cal St. Fullerton	51 46		
												339	A	UC Irvine	72 54		
												339	H	UC Irvine	50 38		
LAST 12 Division I GAMES:																	
				266	H	UC Santa Barbara	66 60	339	H	UC Irvine	50 38						
				135	H	Long Beach St.	56 61	123	H	Hawaii	58 64						
				299	A	CSUN	77 66	135	A	Long Beach St.	53 65						
				336	A	Cal St. Fullerton	63 57	48	A	UC Riverside	83 93						
				48	H	UC Riverside	62 75	190	H	UC Davis	57 75						
				190	A	UC Davis	71 82	299	H	CSUN	66 62						

Non-Div I Games:

Cal Poly

Loss, Non-Conf, S Site, H Home A Away N Neutral

California

Through Games Of Feb. 28, 2016

Average RPI Win: 129	WON-LOST	WINNING	LAST 10	STRENGTH OF	OPP. STRENGTH	TEAM	ADJ.	CONF.	ADJ CONF.
Average RPI Loss: 47	RECORD	PCT. RANK	GAMES	SCHEDULE	OF SCHEDULE	RPI	RPI	RPI	RPI
DIV. I ONLY	13- 16	205	3- 7	10	6	92	92	1	1
DIV. I NON-CONF.	8- 2	51	0- 0	38	46	31	31	1	1
TOTALS	RPI 1-25	RPI 26-50	W-L RECORDS	RPI 51-100	RPI 101-150	RPI 150+			
13- 16	2- 8	1- 2	OVERALL	3- 4	2- 1	5- 1			
10- 6	1- 3	1- 2	HOME	3- 1	1- 0	4- 0			
2- 9	1- 1	0- 0	AWAY	0- 0	0- 0	1- 0			
1- 1	0- 1	0- 0	NEUTRAL	0- 0	1- 0	0- 0			
8- 2	1- 1	1- 1	NON-CONFERENCE	1- 0	1- 0	4- 0			
5- 1	0- 0	1- 1	HOME	1- 0	0- 0	3- 0			
2- 0	1- 0	0- 0	AWAY	0- 0	0- 0	1- 0			
1- 1	0- 1	0- 0	NEUTRAL	0- 0	1- 0	0- 0			
5- 14	1- 7	0- 1	CONFERENCE	2- 4	1- 1	1- 1			
5- 5	1- 3	0- 1	HOME	2- 1	1- 0	1- 0			
0- 9	0- 4	0- 0	AWAY	0- 3	0- 1	0- 1			
0- 0	0- 0	0- 0	NEUTRAL	0- 0	0- 0	0- 0			

RPI 1-25				RPI 26-50				RPI 51-100 Team's RPI: 92				RPI 101+			
RPI	S	Opponent	Score	RPI	S	Opponent	Score	RPI	S	Opponent	Score	RPI	S	Opponent	Score
7	A	Stanford	46 53	32	H	Washington	65 75	55	A	Southern California	47 61	116	N	Liberty	77 72
7	H	Stanford	55 60	48	H	UC Riverside	64 58	70	A	Oregon	59 69	125	A	Arizona	52 57
8	A	Arizona St.	49 57	50	H	St. Mary's (CA)	63 64	70	H	Oregon	65 54	125	H	Arizona	75 56
8	H	Arizona St.	49 64					81	A	Utah	66 72	174	H	Sacramento St.	117 99
9	A	Oregon St.	48 70					81	H	Utah	79 84	189	A	Colorado	57 78
9	H	Oregon St.	44 54					88	H	Washington St.	74 71	189	H	Colorado	64 35
10	A	UCLA	56 75					90	H	Nebraska	87 80	193	H	Cal Poly	82 57
10	H	UCLA	108 104									265	A	Austin Peay	67 58
14	A	Louisville	75 71									299	H	CSUN	106 44
17	N	Texas A&M	58 75												
LAST 12 Division I GAMES:															
		9	H	Oregon St.	44 54			7	H	Stanford	55 60				
		70	H	Oregon	65 54			7	A	Stanford	46 53				
		189	A	Colorado	57 78			32	H	Washington	65 75				
		81	A	Utah	66 72			88	H	Washington St.	74 71				
		125	H	Arizona	75 56			55	A	Southern California	47 61				
		8	H	Arizona St.	49 64			10	A	UCLA	56 75				

Non-Div I Games:

California

■ Loss,
 ■ Non-Conf, S Site,
 ■ Home
 ■ Away
 N Neutral

Average RPI Win:	286	WON-LOST	WINNING	LAST 10	STRENGTH OF	OPP. STRENGTH	TEAM	ADJ.	CONF.	ADJ CONF.
Average RPI Loss:	195	RECORD	PCT. RANK	GAMES	SCHEDULE	OF SCHEDULE	RPI	RPI	RPI	RPI
DIV. I ONLY	11- 15	221	4- 6	296	328	268	268	28	28	
DIV. I NON-CONF.	5- 3	119	0- 0	279	347	168	168	29	29	
TOTALS	RPI 1-25	RPI 26-50	W-L RECORDS	RPI 51-100	RPI 101-150	RPI 150+				
11- 15	0- 0	0- 0	OVERALL	0- 1	1- 4	10- 10				
6- 6	0- 0	0- 0	HOME	0- 0	0- 2	6- 4				
5- 8	0- 0	0- 0	AWAY	0- 1	1- 1	4- 6				
0- 1	0- 0	0- 0	NEUTRAL	0- 0	0- 1	0- 0				
5- 3	0- 0	0- 0	NON-CONFERENCE	0- 1	0- 1	5- 1				
3- 0	0- 0	0- 0	HOME	0- 0	0- 0	3- 0				
2- 2	0- 0	0- 0	AWAY	0- 1	0- 0	2- 1				
0- 1	0- 0	0- 0	NEUTRAL	0- 0	0- 1	0- 0				
6- 12	0- 0	0- 0	CONFERENCE	0- 0	1- 3	5- 9				
3- 6	0- 0	0- 0	HOME	0- 0	0- 2	3- 4				
3- 6	0- 0	0- 0	AWAY	0- 0	1- 1	2- 5				
0- 0	0- 0	0- 0	NEUTRAL	0- 0	0- 0	0- 0				

RPI 1-25			RPI 26-50			RPI 51-100			RPI 101+ Team's RPI: 268		
RPI	S	Opponent	Score	RPI	S	Opponent	Score	RPI	S	Opponent	Score
						84 A VCU	34 57	113 N		Central Ark.	34 57
								116 A		Liberty	55 67
								116 H		Liberty	52 62
								136 A		UNC Asheville	64 56
								136 H		UNC Asheville	58 72
								156 A		ETSU	55 70
								188 A		Gardner-Webb	56 68
								188 H		Gardner-Webb	35 70
								200 A		Radford	59 62
								215 H		N.C. A&T	56 55
								228 A		Presbyterian	54 64
								228 H		Presbyterian	45 69
								248 H		High Point	55 69
								271 A		Coastal Caro.	83 70
								271 H		Coastal Caro.	73 52
								298 A		Charleston So.	57 65
								298 H		Charleston So.	45 60
								301 H		Western Caro.	73 66
								319 H		Mt. St. Mary's	62 53
								320 A		Longwood	73 56
								320 H		Longwood	72 65
								324 A		North Florida	66 55
								325 A		Winthrop	49 50
								325 H		Winthrop	69 56
								348 A		N.C. Central	57 48
LAST 12 Division I GAMES:											
						136 A	UNC Asheville	64 56			
						298 H	Charleston So.	45 60			
						228 A	Presbyterian	54 64			
						325 H	Winthrop	69 56			
						320 H	Longwood	72 65			
						116 A	Liberty	55 67			
						188 A	Gardner-Webb	56 68			
						271 H	Coastal Caro.	73 52			
						298 A	Charleston So.	57 65			
						325 A	Winthrop	49 50			
						228 H	Presbyterian	45 69			
						248 H	High Point	55 69			

Non-Div I Games: UNC Pembroke

62 67

Campbell

■ Loss,
 ■ Non-Conf,
 ■ S Site,
 ■ Home
 ■ A Away
 N Neutral

Average RPI Win: 252	WON-LOST	WINNING	LAST 10	STRENGTH OF	OPP. STRENGTH	TEAM	ADJ.	CONF.	ADJ CONF.
Average RPI Loss: 153	RECORD	PCT. RANK	GAMES	SCHEDULE	OF SCHEDULE	RPI	RPI	RPI	RPI
DIV. I ONLY	13- 16	205	5- 5	186	245	207	207	22	22
DIV. I NON-CONF.	5- 4	138	0- 0	30	185	83	83	22	22
TOTALS	RPI 1-25	RPI 26-50	W-L RECORDS	RPI 51-100	RPI 101-150	RPI 150+			
13- 16	0- 1	0- 1	OVERALL	1- 2	0- 4	12- 8			
8- 6	0- 0	0- 1	HOME	1- 1	0- 1	7- 3			
5- 10	0- 1	0- 0	AWAY	0- 1	0- 3	5- 5			
0- 0	0- 0	0- 0	NEUTRAL	0- 0	0- 0	0- 0			
5- 4	0- 1	0- 1	NON-CONFERENCE	1- 0	0- 2	4- 0			
3- 1	0- 0	0- 1	HOME	1- 0	0- 0	2- 0			
2- 3	0- 1	0- 0	AWAY	0- 0	0- 2	2- 0			
0- 0	0- 0	0- 0	NEUTRAL	0- 0	0- 0	0- 0			
8- 12	0- 0	0- 0	CONFERENCE	0- 2	0- 2	8- 8			
5- 5	0- 0	0- 0	HOME	0- 1	0- 1	5- 3			
3- 7	0- 0	0- 0	AWAY	0- 1	0- 1	3- 5			
0- 0	0- 0	0- 0	NEUTRAL	0- 0	0- 0	0- 0			

RPI 1-25			RPI 26-50			RPI 51-100			RPI 101+ Team's RPI: 207		
RPI	S	Opponent	Score	RPI	S	Opponent	Score	RPI	S	Opponent	Score
6	A	Texas	62 92	29	H	St. Bonaventure	47 59	83	A	Quinnipiac	54 63
								83	H	Quinnipiac	68 80
								86	H	Bucknell	61 56
								119	A	Iona	56 79
								119	H	Iona	76 79
								121	A	Buffalo	40 54
								129	A	Youngstown St.	51 53
								158	A	Northeastern	68 57
								170	A	Marist	55 67
								170	H	Marist	71 69
								191	A	Fairfield	48 52
								191	H	Fairfield	50 51
								227	A	Siena	57 61
								227	H	Siena	52 58
								234	H	Binghamton	80 50
								245	A	Manhattan	55 77
								245	H	Manhattan	70 68
								254	A	Monmouth	75 79
								254	H	Monmouth	71 81
								261	H	Saint Francis (PA)	77 52
								281	A	Rider	73 64
								281	H	Rider	60 49
								286	A	Lamar	57 55
								297	A	Niagara	68 66
								297	H	Niagara	54 45
								337	A	Saint Peter's	60 53
								337	H	Saint Peter's	54 42
LAST 12 Division I GAMES:											
170	A	Marist	55 67	254	A	Monmouth	75 79				
297	H	Niagara	54 45	245	A	Manhattan	55 77				
254	H	Monmouth	71 81	119	H	Iona	76 79				
245	H	Manhattan	70 68	297	A	Niagara	68 66				
170	H	Marist	71 69	191	A	Fairfield	48 52				
281	H	Rider	60 49	227	A	Siena	57 61				

Non-Div I Games:

Canisius

■ Loss,
 ■ Non-Conf,
 ■ S Site,
 ■ H Home
 ■ A Away
 N Neutral

Central Ark.

Through Games Of Feb. 28, 2016

Average RPI Win:	267	WON-LOST	WINNING	LAST 10	STRENGTH OF	OPP. STRENGTH	TEAM	ADJ.	CONF.	ADJ CONF.
Average RPI Loss:	73	RECORD	PCT. RANK	GAMES	SCHEDULE	OF SCHEDULE	RPI	RPI	RPI	RPI
DIV. I ONLY	20- 3	13	9- 1	333	285	113	113	26	26	
DIV. I NON-CONF.	6- 1	27	0- 0	292	333	101	101	26	26	
TOTALS	RPI 1-25	RPI 26-50	W-L RECORDS	RPI 51-100	RPI 101-150	RPI 150+				
20- 3	0- 1	0- 0	OVERALL	0- 1	1- 1	19- 0				
7- 2	0- 0	0- 0	HOME	0- 1	0- 1	7- 0				
11- 1	0- 0	0- 0	AWAY	0- 0	1- 0	10- 0				
2- 0	0- 0	0- 0	NEUTRAL	0- 0	0- 0	2- 0				
6- 1	0- 1	0- 0	NON-CONFERENCE	0- 0	0- 0	6- 0				
2- 0	0- 0	0- 0	HOME	0- 0	0- 0	2- 0				
2- 1	0- 1	0- 0	AWAY	0- 0	0- 0	2- 0				
2- 0	0- 0	0- 0	NEUTRAL	0- 0	0- 0	2- 0				
14- 2	0- 0	0- 0	CONFERENCE	0- 1	1- 1	13- 0				
5- 2	0- 0	0- 0	HOME	0- 1	0- 1	5- 0				
9- 0	0- 0	0- 0	AWAY	0- 0	1- 0	8- 0				
0- 0	0- 0	0- 0	NEUTRAL	0- 0	0- 0	0- 0				

RPI 1-25				RPI 26-50				RPI 51-100				RPI 101+ Team's RPI: 113			
RPI	S	Opponent	Score	RPI	S	Opponent	Score	RPI	S	Opponent	Score	RPI	S	Opponent	Score
25	A	Tennessee	47 102					71	H	Abilene Christian	49 61	122	A	Northwestern St.	74 49
												122	H	Northwestern St.	56 60
												153	A	McNeese St.	70 56
												202	A	Stephen F. Austin	55 53
												224	A	Southeast Mo. St.	63 54
												225	A	Sam Houston St.	73 63
												225	H	Sam Houston St.	72 53
												246	H	Houston Baptist	45 44
												267	A	Murray St.	61 51
												267	H	Murray St.	50 40
												268	N	Campbell	57 34
												286	H	Lamar	74 49
												306	A	Southeastern La.	64 60
												306	H	Southeastern La.	80 58
												308	N	South Carolina St.	51 38
												311	A	Nicholls St.	71 65
												312	H	Alcorn	58 35
												314	A	A&M-Corpus Christi	66 55
												330	A	New Orleans	59 44
												330	H	New Orleans	67 55
												333	A	Incarnate Word	76 57
LAST 12 Division I GAMES:															
306	A	Southeastern La.	64 60	330	H	New Orleans	67 55								
225	H	Sam Houston St.	72 53	306	H	Southeastern La.	80 58								
225	A	Sam Houston St.	73 63	122	A	Northwestern St.	74 49								
153	A	McNeese St.	70 56	311	A	Nicholls St.	71 65								
333	A	Incarnate Word	76 57	330	A	New Orleans	59 44								
122	H	Northwestern St.	56 60	246	H	Houston Baptist	45 44								

Non-Div I Games: Central Baptist 70 37 Hendrix 72 43 Crowley's Ridge 93 38 Jarvis Christian 77 23
Central Ark.

Loss, Non-Conf, S Site, H Home A Away N Neutral

Average RPI Win:	284	WON-LOST	WINNING	LAST 10	STRENGTH OF	OPP. STRENGTH	TEAM	ADJ.	CONF.	ADJ CONF.
Average RPI Loss:	210	RECORD	PCT. RANK	GAMES	SCHEDULE	OF SCHEDULE	RPI	RPI	RPI	RPI
DIV. I ONLY	11- 17	234	5- 5	299	329	284	284	30	30	
DIV. I NON-CONF.	3- 8	258	0- 0	206	165	267	267	32	32	
TOTALS	RPI 1-25	RPI 26-50	W-L RECORDS	RPI 51-100	RPI 101-150	RPI 150+				
11- 17	0- 1	0- 0	OVERALL	0- 2	0- 1	11- 13				
7- 6	0- 0	0- 0	HOME	0- 0	0- 0	7- 6				
4- 11	0- 1	0- 0	AWAY	0- 2	0- 1	4- 7				
0- 0	0- 0	0- 0	NEUTRAL	0- 0	0- 0	0- 0				
3- 8	0- 1	0- 0	NON-CONFERENCE	0- 2	0- 1	3- 4				
3- 1	0- 0	0- 0	HOME	0- 0	0- 0	3- 1				
0- 7	0- 1	0- 0	AWAY	0- 2	0- 1	0- 3				
0- 0	0- 0	0- 0	NEUTRAL	0- 0	0- 0	0- 0				
8- 9	0- 0	0- 0	CONFERENCE	0- 0	0- 0	8- 9				
4- 5	0- 0	0- 0	HOME	0- 0	0- 0	4- 5				
4- 4	0- 0	0- 0	AWAY	0- 0	0- 0	4- 4				
0- 0	0- 0	0- 0	NEUTRAL	0- 0	0- 0	0- 0				

RPI 1-25				RPI 26-50				RPI 51-100				RPI 101+ Team's RPI: 284			
RPI	S	Opponent	Score	RPI	S	Opponent	Score	RPI	S	Opponent	Score	RPI	S	Opponent	Score
11	A	Maryland	43 86					66	A	Army West Point	52 81	127	A	Penn St.	47 73
								69	A	Maine	42 62	168	A	Fordham	48 63
												201	A	Sacred Heart	69 79
												201	H	Sacred Heart	57 61
												205	A	Hartford	41 49
												209	H	Massachusetts	78 68
												210	A	Robert Morris	55 72
												210	H	Robert Morris	48 39
												230	H	Dartmouth	59 55
												238	A	Bryant	56 70
												238	H	Bryant	53 65
												239	H	New Hampshire	50 64
												261	A	Saint Francis (PA)	79 59
												261	H	Saint Francis (PA)	66 51
												283	A	Vermont	63 79
												315	A	Fairleigh Dickinson	78 75
												315	H	Fairleigh Dickinson	71 59
												317	H	UMass Lowell	64 53
												319	A	Mt. St. Mary's	48 54
												319	H	Mt. St. Mary's	55 59
												326	A	LIU Brooklyn	65 57
												326	H	LIU Brooklyn	45 59
												335	H	St. Francis Brooklyn	65 61
												342	A	Wagner	62 52
												342	H	Wagner	63 64
LAST 12 Division I GAMES:															
315	H	Fairleigh Dickinson	71 59	261	A	Saint Francis (PA)	79 59								
319	H	Mt. St. Mary's	55 59	238	H	Bryant	53 65								
342	H	Wagner	63 64	335	H	St. Francis Brooklyn	65 61								
326	A	LIU Brooklyn	65 57	210	H	Robert Morris	48 39								
201	A	Sacred Heart	69 79	261	H	Saint Francis (PA)	66 51								
210	A	Robert Morris	55 72	201	H	Sacred Heart	57 61								

Non-Div I Games:

Central Conn. St.

■ Loss,
 ■ Non-Conf,
 ■ S Site,
 ■ Home
 ■ A Away
 N Neutral

Average RPI Win:	182	WON-LOST	WINNING	LAST 10	STRENGTH OF	OPP. STRENGTH	TEAM	ADJ.	CONF.	ADJ CONF.
Average RPI Loss:	111	RECORD	PCT. RANK	GAMES	SCHEDULE	OF SCHEDULE	RPI	RPI	RPI	RPI
DIV. I ONLY	19- 8	65	9- 1	110	129	74	74	11	11	
DIV. I NON-CONF.	6- 5	146	0- 0	138	122	132	132	13	13	
TOTALS	RPI 1-25	RPI 26-50	W-L RECORDS	RPI 51-100	RPI 101-150	RPI 150+				
19- 8	0- 1	0- 1	OVERALL	4- 1	5- 3	10- 2				
10- 3	0- 1	0- 0	HOME	2- 0	3- 2	5- 0				
8- 5	0- 0	0- 1	AWAY	2- 1	2- 1	4- 2				
1- 0	0- 0	0- 0	NEUTRAL	0- 0	0- 0	1- 0				
6- 5	0- 1	0- 0	NON-CONFERENCE	1- 1	1- 1	4- 2				
3- 2	0- 1	0- 0	HOME	1- 0	1- 1	1- 0				
2- 3	0- 0	0- 0	AWAY	0- 1	0- 0	2- 2				
1- 0	0- 0	0- 0	NEUTRAL	0- 0	0- 0	1- 0				
13- 3	0- 0	0- 1	CONFERENCE	3- 0	4- 2	6- 0				
7- 1	0- 0	0- 0	HOME	1- 0	2- 1	4- 0				
6- 2	0- 0	0- 1	AWAY	2- 0	2- 1	2- 0				
0- 0	0- 0	0- 0	NEUTRAL	0- 0	0- 0	0- 0				

RPI 1-25				RPI 26-50				RPI 51-100				RPI 101+			
RPI	S	Opponent	Score	RPI	S	Opponent	Score	RPI	S	Opponent	Score	RPI	S	Opponent	Score
23	H	Duquesne	49 68	44	A	Ohio	84 86	62	H	Middle Tenn.	81 59	102	H	Memphis	61 64
								63	A	Ball St.	74 65	104	H	Toledo	79 81
								63	H	Ball St.	67 66	121	A	Buffalo	61 67
								86	A	Eastern Mich.	66 65	124	A	Akron	97 77
								99	A	Saint Joseph's	66 76	124	H	Akron	81 60
												138	A	Western Mich.	73 61
												138	H	Western Mich.	53 51
												147	H	SIUE	78 65
												164	A	Illinois	69 74
												175	A	Loyola Chicago	68 59
												213	A	Oakland	110 87
												217	H	Indiana St.	85 65
												232	A	Ill.-Chicago	63 66
												252	A	Northern Ill.	73 67
												252	H	Northern Ill.	95 63
												257	H	Bowling Green	76 75
												274	A	Miami (OH)	72 58
												274	H	Miami (OH)	77 54
												281	N	Rider	76 58
												321	H	Kent St.	81 61
LAST 12 Division I GAMES:															
138	A	Western Mich.	73 61	86	A	Eastern Mich.	66 65	274	H	Miami (OH)	77 54				
63	H	Ball St.	67 66	138	H	Western Mich.	53 51	124	H	Akron	81 60				
104	H	Toledo	79 81	274	A	Miami (OH)	72 58	44	A	Ohio	84 86				
252	A	Northern Ill.	73 67												
63	A	Ball St.	74 65												
257	H	Bowling Green	76 75												

Non-Div I Games:

Central Mich.

■ Loss,
 ■ Non-Conf,
 ■ S Site,
 ■ H Home
 ■ A Away
 N Neutral

Average RPI Win: 287		WON-LOST	WINNING	LAST 10	STRENGTH OF	OPP. STRENGTH	TEAM	ADJ.	CONF.	ADJ CONF.
Average RPI Loss: 205		RECORD	PCT. RANK	GAMES	SCHEDULE	OF SCHEDULE	RPI	RPI	RPI	RPI
DIV. I ONLY		10- 15	229	5- 5	340	259	298	298	28	28
DIV. I NON-CONF.		2- 4	234	0- 0	349	82	343	343	29	29
TOTALS		RPI 1-25	RPI 26-50	W-L RECORDS	RPI 51-100	RPI 101-150	RPI 150+			
10- 15	0- 0		0- 0	OVERALL	0- 0	0- 4	10- 11			
6- 6	0- 0		0- 0	HOME	0- 0	0- 2	6- 4			
4- 9	0- 0		0- 0	AWAY	0- 0	0- 2	4- 7			
0- 0	0- 0		0- 0	NEUTRAL	0- 0	0- 0	0- 0			
2- 4	0- 0		0- 0	NON-CONFERENCE	0- 0	0- 1	2- 3			
2- 0	0- 0		0- 0	HOME	0- 0	0- 0	2- 0			
0- 4	0- 0		0- 0	AWAY	0- 0	0- 1	0- 3			
0- 0	0- 0		0- 0	NEUTRAL	0- 0	0- 0	0- 0			
8- 11	0- 0		0- 0	CONFERENCE	0- 0	0- 3	8- 8			
4- 6	0- 0		0- 0	HOME	0- 0	0- 2	4- 4			
4- 5	0- 0		0- 0	AWAY	0- 0	0- 1	4- 4			
0- 0	0- 0		0- 0	NEUTRAL	0- 0	0- 0	0- 0			

[illegible]

Non-Div I Games:	Paine	69	62	Columbia Int'l	67	35	Warner	73	53
------------------	-------	----	----	----------------	----	----	--------	----	----

Charleston So.

Loss, Non-Conf, S Site, H Home A Away N Neutral

Average RPI Win:	193	WON-LOST	WINNING	LAST 10	STRENGTH OF	OPP. STRENGTH	TEAM	ADJ.	CONF.	ADJ CONF.
Average RPI Loss:	80	RECORD	PCT. RANK	GAMES	SCHEDULE	OF SCHEDULE	RPI	RPI	RPI	RPI
DIV. I ONLY	17- 10	98	7- 3	89	121	82	82	12	12	
DIV. I NON-CONF.	7- 4	110	0- 0	99	143	89	89	11	11	
TOTALS	RPI 1-25	RPI 26-50	W-L RECORDS	RPI 51-100	RPI 101-150	RPI 150+				
17- 10	0- 1	1- 4	OVERALL	1- 2	1- 1	14- 2				
10- 2	0- 0	1- 1	HOME	1- 0	0- 0	8- 1				
6- 8	0- 1	0- 3	AWAY	0- 2	0- 1	6- 1				
1- 0	0- 0	0- 0	NEUTRAL	0- 0	1- 0	0- 0				
7- 4	0- 0	0- 3	NON-CONFERENCE	1- 1	1- 0	5- 0				
4- 1	0- 0	0- 1	HOME	1- 0	0- 0	3- 0				
2- 3	0- 0	0- 2	AWAY	0- 1	0- 0	2- 0				
1- 0	0- 0	0- 0	NEUTRAL	0- 0	1- 0	0- 0				
10- 6	0- 1	1- 1	CONFERENCE	0- 1	0- 1	9- 2				
6- 1	0- 0	1- 0	HOME	0- 0	0- 0	5- 1				
4- 5	0- 1	0- 1	AWAY	0- 1	0- 1	4- 1				
0- 0	0- 0	0- 0	NEUTRAL	0- 0	0- 0	0- 0				

RPI 1-25				RPI 26-50				RPI 51-100				Team's RPI: 82	RPI 101+			
RPI	S	Opponent	Score	RPI	S	Opponent	Score	RPI	S	Opponent	Score		RPI	S	Opponent	Score
22	A	UTEP	91 94	34	H	Miami (FL)	70 77	62	A	Middle Tenn.	67 72		111	N	Mercer	72 62
				41	A	Missouri	71 88	63	H	Ball St.	72 66		148	A	UAB	57 75
				42	A	Western Ky.	66 77	93	A	Elon	83 90		152	A	Marshall	64 61
				42	H	Western Ky.	81 72						152	H	Marshall	87 77
				49	A	North Carolina St.	65 72						154	H	Southern Miss.	80 59
													155	A	Old Dominion	85 94
													155	H	Old Dominion	59 71
													171	H	Louisiana Tech	63 58
													176	A	Davidson	99 88
													180	H	Fla. Atlantic	85 79
													210	H	Robert Morris	94 73
													221	A	Rice	69 58
													229	H	Col. of Charleston	89 61
													236	A	North Texas	82 70
													260	A	UTSA	64 54
													269	A	Georgia St.	83 71
													309	H	FIU	87 74
													348	H	N.C. Central	67 52
LAST 12 Division I GAMES:																
22	A	UTEP	91 94	155	A	Old Dominion	85 94									
260	A	UTSA	64 54	180	H	Fla. Atlantic	85 79									
42	H	Western Ky.	81 72	309	H	FIU	87 74									
152	H	Marshall	87 77	42	A	Western Ky.	66 77									
236	A	North Texas	82 70	152	A	Marshall	64 61									
221	A	Rice	69 58	148	A	UAB	57 75									

Non-Div I Games:

Charlotte

■ Loss,
 ■ Non-Conf,
 ■ S Site,
 ■ Home
 ■ A Away
 N Neutral

Average RPI Win: 193		WON-LOST	WINNING	LAST 10	STRENGTH OF	OPP. STRENGTH	TEAM	ADJ.	CONF.	ADJ CONF.
Average RPI Loss: 46		RECORD	PCT. RANK	GAMES	SCHEDULE	OF SCHEDULE	RPI	RPI	RPI	RPI
DIV. I ONLY		21- 7	51	8- 2	83	128	46	46	17	17
DIV. I NON-CONF.		9- 5	108	0- 0	16	25	33	33	15	15
TOTALS	RPI 1-25	RPI 26-50		W-L RECORDS	RPI 51-100		RPI 101-150		RPI 150+	
21- 7	0- 3	1- 2		OVERALL	3- 0		2- 2		15- 0	
14- 1	0- 1	1- 0		HOME	3- 0		2- 0		8- 0	
6- 6	0- 2	0- 2		AWAY	0- 0		0- 2		6- 0	
1- 0	0- 0	0- 0		NEUTRAL	0- 0		0- 0		1- 0	
9- 5	0- 3	1- 2		NON-CONFERENCE	3- 0		0- 0		5- 0	
7- 1	0- 1	1- 0		HOME	3- 0		0- 0		3- 0	
1- 4	0- 2	0- 2		AWAY	0- 0		0- 0		1- 0	
1- 0	0- 0	0- 0		NEUTRAL	0- 0		0- 0		1- 0	
12- 2	0- 0	0- 0		CONFERENCE	0- 0		2- 2		10- 0	
7- 0	0- 0	0- 0		HOME	0- 0		2- 0		5- 0	
5- 2	0- 0	0- 0		AWAY	0- 0		0- 2		5- 0	
0- 0	0- 0	0- 0		NEUTRAL	0- 0		0- 0		0- 0	

RPI 1-25					
RPI	S	Opponent	Score		
3	H	UConn	31	79	
7	A	Stanford	30	73	
25	A	Tennessee	57	59	

Team's RPI: 46					
RPI	S	Opponent	Score		
30	A	South Fla.	33	61	
39	H	Arkansas St.	55	54	
40	A	Indiana	43	54	

RPI 51-100					
RPI	S	Opponent	Score		
89	H	UT Martin	61	46	
91	H	Belmont	62	53	
100	H	Harvard	62	58	

RPI 101+					
RPI	S	Opponent	Score		
109	A	Samford	43	48	
109	H	Samford	53	30	
111	A	Mercer	44	67	
111	H	Mercer	67	45	
153	H	McNeese St.	68	53	
154	H	Southern Miss.	53	48	
156	A	ETSU	65	57	
156	H	ETSU	66	42	
162	N	East Carolina	72	61	
195	H	Butler	60	49	
223	A	Furman	56	50	
223	H	Furman	61	46	
262	A	UNCW	61	33	
301	A	Western Caro.	65	51	
301	H	Western Caro.	77	59	
302	A	Wofford	53	40	
302	H	Wofford	65	48	
310	A	UNCG	74	53	
310	H	UNCG	72	61	

LAST 12 Division I GAMES:					
156	H	ETSU	66	42	
111	H	Mercer	67	45	
109	H	Samford	53	30	
301	A	Western Caro.	65	51	
310	A	UNCG	74	53	
302	H	Wofford	65	48	
223	H	Furman	61	46	
156	A	ETSU	65	57	
109	A	Samford	43	48	
111	A	Mercer	44	67	
310	H	UNCG	72	61	
301	H	Western Caro.	77	59	

Non-Div I Games:

Chattanooga

■ Loss, ■ Non-Conf, S Site, H Home A Away N Neutral

Average RPI Win:	292	WON-LOST	WINNING	LAST 10	STRENGTH OF	OPP. STRENGTH	TEAM	ADJ.	CONF.	ADJ CONF.
Average RPI Loss:	199	RECORD	PCT. RANK	GAMES	SCHEDULE	OF SCHEDULE	RPI	RPI	RPI	RPI
DIV. I ONLY	4- 23	327	2- 8	293	266	340	340	27	27	
DIV. I NON-CONF.	2- 12	311	0- 0	300	267	338	338	25	25	
TOTALS	RPI 1-25	RPI 26-50	W-L RECORDS	RPI 51-100	RPI 101-150	RPI 150+				
4- 23	0- 1	0- 1	OVERALL	0- 2	0- 2	4- 17				
3- 11	0- 0	0- 1	HOME	0- 1	0- 1	3- 8				
1- 12	0- 1	0- 0	AWAY	0- 1	0- 1	1- 9				
0- 0	0- 0	0- 0	NEUTRAL	0- 0	0- 0	0- 0				
2- 12	0- 1	0- 1	NON-CONFERENCE	0- 0	0- 2	2- 8				
1- 6	0- 0	0- 1	HOME	0- 0	0- 1	1- 4				
1- 6	0- 1	0- 0	AWAY	0- 0	0- 1	1- 4				
0- 0	0- 0	0- 0	NEUTRAL	0- 0	0- 0	0- 0				
2- 11	0- 0	0- 0	CONFERENCE	0- 2	0- 0	2- 9				
2- 5	0- 0	0- 0	HOME	0- 1	0- 0	2- 4				
0- 6	0- 0	0- 0	AWAY	0- 1	0- 0	0- 5				
0- 0	0- 0	0- 0	NEUTRAL	0- 0	0- 0	0- 0				

RPI 1-25				RPI 26-50				RPI 51-100				RPI 101+ Team's RPI: 340			
RPI	S	Opponent	Score	RPI	S	Opponent	Score	RPI	S	Opponent	Score	RPI	S	Opponent	Score
19	A	DePaul	42 88	43	H	Kansas St.	54 63	97	A	New Mexico St.	63 76	138	A	Western Mich.	56 65
								97	H	New Mexico St.	60 70	150	H	Milwaukee	48 55
												164	A	Illinois	36 67
												204	A	Utah Valley	46 74
												204	H	Utah Valley	62 69
												211	A	UTRGV	56 78
												211	H	UTRGV	56 64
												213	H	Oakland	51 74
												219	A	CSU Bakersfield	43 76
												219	H	CSU Bakersfield	61 74
												231	A	Western Ill.	50 88
												232	H	Ill.-Chicago	47 51
												242	A	Grand Canyon	36 74
												242	H	Grand Canyon	60 65
												252	H	Northern Ill.	50 68
												263	A	Seattle	45 59
												263	H	Seattle	57 49
												296	H	UMKC	77 72
												300	H	Bradley	60 66
												304	A	Jackson St.	76 59
												305	H	Morehead St.	75 71
												313	A	IPFW	51 62
												322	A	Illinois St.	53 57
LAST 12 Division I GAMES:															
211	A	UTRGV	56 78	296	H	UMKC	77 72								
242	H	Grand Canyon	60 65	204	A	Utah Valley	46 74								
204	H	Utah Valley	62 69	242	A	Grand Canyon	36 74								
97	A	New Mexico St.	63 76	97	H	New Mexico St.	60 70								
219	H	CSU Bakersfield	61 74	211	H	UTRGV	56 64								
263	H	Seattle	57 49	263	A	Seattle	45 59								

Non-Div I Games:

Chicago St.

■ Loss,
■ Non-Conf, S Site,
■ Home
■ Away
N Neutral

Average RPI Win:	252	WON-LOST	WINNING	LAST 10	STRENGTH OF	OPP. STRENGTH	TEAM	ADJ.	CONF.	ADJ CONF.
Average RPI Loss:	90	RECORD	PCT. RANK	GAMES	SCHEDULE	OF SCHEDULE	RPI	RPI	RPI	RPI
DIV. I ONLY	8- 20	283	2- 8	81	81	222	222	9	9	
DIV. I NON-CONF.	4- 7	222	0- 0	31	86	179	179	7	7	
TOTALS	RPI 1-25	RPI 26-50	W-L RECORDS	RPI 51-100	RPI 101-150	RPI 150+				
8- 20	0- 5	0- 3	OVERALL	0- 3	1- 3	7- 6				
5- 10	0- 2	0- 1	HOME	0- 2	1- 1	4- 4				
3- 8	0- 1	0- 2	AWAY	0- 1	0- 2	3- 2				
0- 2	0- 2	0- 0	NEUTRAL	0- 0	0- 0	0- 0				
4- 7	0- 3	0- 1	NON-CONFERENCE	0- 1	1- 1	3- 1				
4- 2	0- 1	0- 0	HOME	0- 1	1- 0	3- 0				
0- 3	0- 0	0- 1	AWAY	0- 0	0- 1	0- 1				
0- 2	0- 2	0- 0	NEUTRAL	0- 0	0- 0	0- 0				
4- 13	0- 2	0- 2	CONFERENCE	0- 2	0- 2	4- 5				
1- 8	0- 1	0- 1	HOME	0- 1	0- 1	1- 4				
3- 5	0- 1	0- 1	AWAY	0- 1	0- 1	3- 1				
0- 0	0- 0	0- 0	NEUTRAL	0- 0	0- 0	0- 0				

RPI 1-25				RPI 26-50				RPI 51-100				RPI 101+ Team's RPI: 222			
RPI	S	Opponent	Score	RPI	S	Opponent	Score	RPI	S	Opponent	Score	RPI	S	Opponent	Score
2	N	Baylor	34 72	26	A	Georgia	42 60	58	A	Temple	51 74	102	A	Memphis	51 54
3	A	UConn	34 88	30	A	South Fla.	49 82	58	H	Temple	49 74	102	H	Memphis	47 64
3	H	UConn	45 107	30	H	South Fla.	51 78	89	H	UT Martin	57 63	140	H	Northern Ky.	71 68
5	H	Ohio St.	76 105									149	A	Detroit	68 77
20	N	Michigan St.	63 103									157	A	Xavier	56 65
												162	A	East Carolina	60 63
												162	H	East Carolina	55 77
												179	H	SMU	55 73
												184	A	Tulsa	55 53
												184	H	Tulsa	63 76
												257	H	Bowling Green	54 51
												261	H	Saint Francis (PA)	93 86
												270	A	UCF	68 50
												270	H	UCF	60 80
												282	A	Houston	67 61
												282	H	Houston	56 50
												338	H	Eastern Ill.	70 57
LAST 12 Division I GAMES:															
184	H	Tulsa	63 76	102	A	Memphis	51 54								
162	H	East Carolina	55 77	30	A	South Fla.	49 82								
282	A	Houston	67 61	282	H	Houston	56 50								
3	A	UConn	34 88	179	H	SMU	55 73								
30	H	South Fla.	51 78	162	A	East Carolina	60 63								
58	H	Temple	49 74	270	H	UCF	60 80								

Non-Div I Games:

Cincinnati

■ Loss,
■ Non-Conf,
■ S Site,
■ H Home
■ A Away
N Neutral

Average RPI Win:	255	WON-LOST	WINNING	LAST 10	STRENGTH OF	OPP. STRENGTH	TEAM	ADJ.	CONF.	ADJ CONF.
Average RPI Loss:	100	RECORD	PCT. RANK	GAMES	SCHEDULE	OF SCHEDULE	RPI	RPI	RPI	RPI
DIV. I ONLY	4- 25	333	0- 10	27	86	250	250	4	4	
DIV. I NON-CONF.	4- 9	245	0- 0	120	332	245	245	5	5	
TOTALS	RPI 1-25	RPI 26-50	W-L RECORDS	RPI 51-100	RPI 101-150	RPI 150+				
4- 25	0- 6	0- 2	OVERALL	0- 5	1- 7	3- 5				
3- 12	0- 2	0- 2	HOME	0- 2	1- 3	2- 3				
1- 11	0- 4	0- 0	AWAY	0- 3	0- 3	1- 1				
0- 2	0- 0	0- 0	NEUTRAL	0- 0	0- 1	0- 1				
4- 9	0- 1	0- 0	NON-CONFERENCE	0- 2	1- 1	3- 5				
3- 4	0- 1	0- 0	HOME	0- 0	1- 0	2- 3				
1- 3	0- 0	0- 0	AWAY	0- 2	0- 0	1- 1				
0- 2	0- 0	0- 0	NEUTRAL	0- 0	0- 1	0- 1				
0- 16	0- 5	0- 2	CONFERENCE	0- 3	0- 6	0- 0				
0- 8	0- 1	0- 2	HOME	0- 2	0- 3	0- 0				
0- 8	0- 4	0- 0	AWAY	0- 1	0- 3	0- 0				
0- 0	0- 0	0- 0	NEUTRAL	0- 0	0- 0	0- 0				

RPI 1-25				RPI 26-50				RPI 51-100				RPI 101+ Team's RPI: 250			
RPI	S	Opponent	Score	RPI	S	Opponent	Score	RPI	S	Opponent	Score	RPI	S	Opponent	Score
1	A	Notre Dame	52 71	34	H	Miami (FL)	49 83	51	H	Duke	43 72	101	A	Virginia	48 65
4	H	South Carolina	41 67	49	H	North Carolina St.	57 71	69	A	Maine	42 75	108	A	Virginia Tech	49 79
13	A	Florida St.	56 75					70	A	Oregon	56 69	115	H	Boston College	64 67
13	H	Florida St.	40 85					73	A	Georgia Tech	48 77	121	N	Buffalo	51 61
14	A	Louisville	33 75					73	H	Georgia Tech	63 76	130	H	Pittsburgh	56 59
16	A	Syracuse	62 83									132	H	Wake Forest	45 55
												136	H	UNC Asheville	67 49
												137	A	North Carolina	56 72
												195	N	Butler	50 54
												198	H	William & Mary	41 58
												223	A	Furman	49 70
												271	H	Coastal Caro.	47 63
												278	A	Tennessee Tech	71 53
												294	H	Florida A&M	68 77
												298	H	Charleston So.	43 36
												308	H	South Carolina St.	63 54
LAST 12 Division I GAMES:															
49	H	North Carolina St.	57 71	13	A	Florida St.	56 75								
1	A	Notre Dame	52 71	16	A	Syracuse	62 83								
101	A	Virginia	48 65	130	H	Pittsburgh	56 59								
115	H	Boston College	64 67	14	A	Louisville	33 75								
73	A	Georgia Tech	48 77	73	H	Georgia Tech	63 76								
132	H	Wake Forest	45 55	51	H	Duke	43 72								

Non-Div I Games:

Clemson

■ Loss,
 ■ Non-Conf, S Site,
 ■ Home
 ■ Away
 N Neutral

Average RPI Win:	227	WON-LOST	WINNING	LAST 10	STRENGTH OF	OPP. STRENGTH	TEAM	ADJ.	CONF.	ADJ CONF.
Average RPI Loss:	158	RECORD	PCT. RANK	GAMES	SCHEDULE	OF SCHEDULE	RPI	RPI	RPI	RPI
DIV. I ONLY	7- 18	286	3- 4	159	206	272	272	14	14	
DIV. I NON-CONF.	3- 7	248	0- 1	316	293	316	316	16	16	
TOTALS	RPI 1-25	RPI 26-50	W-L RECORDS	RPI 51-100	RPI 101-150	RPI 150+				
7- 18	0- 2	0- 0	OVERALL	0- 3	2- 7	5- 6				
5- 7	0- 1	0- 0	HOME	0- 1	1- 4	4- 1				
2- 9	0- 1	0- 0	AWAY	0- 1	1- 3	1- 4				
0- 2	0- 0	0- 0	NEUTRAL	0- 1	0- 0	0- 1				
3- 7	0- 0	0- 0	NON-CONFERENCE	0- 3	0- 1	3- 3				
2- 2	0- 0	0- 0	HOME	0- 1	0- 0	2- 1				
1- 3	0- 0	0- 0	AWAY	0- 1	0- 1	1- 1				
0- 2	0- 0	0- 0	NEUTRAL	0- 1	0- 0	0- 1				
4- 11	0- 2	0- 0	CONFERENCE	0- 0	2- 6	2- 3				
3- 5	0- 1	0- 0	HOME	0- 0	1- 4	2- 0				
1- 6	0- 1	0- 0	AWAY	0- 0	1- 2	0- 3				
0- 0	0- 0	0- 0	NEUTRAL	0- 0	0- 0	0- 0				

RPI 1-25				RPI 26-50				RPI 51-100				RPI 101+ Team's RPI: 272			
RPI	S	Opponent	Score	RPI	S	Opponent	Score	RPI	S	Opponent	Score	RPI	S	Opponent	Score
21	A	Green Bay	53 71					54	N	Saint Louis	65 76	104	A	Toledo	53 66
21	H	Green Bay	45 66					86	H	Bucknell	57 59	105	H	Wright St.	65 93
								91	A	Belmont	58 76	129	A	Youngstown St.	53 43
												129	H	Youngstown St.	75 68
												140	H	Northern Ky.	51 83
												149	A	Detroit	68 82
												149	H	Detroit	60 66
												150	A	Milwaukee	58 59
												150	H	Milwaukee	46 62
												213	A	Oakland	69 79
												213	H	Oakland	88 75
												232	A	Ill.-Chicago	62 80
												232	H	Ill.-Chicago	72 69
												244	A	Valparaiso	59 66
												257	H	Bowling Green	69 48
												297	A	Niagara	72 73
												309	H	FIU	64 57
												310	N	UNCG	51 55
												321	A	Kent St.	60 49
												331	H	Evansville	63 72
LAST 12 Division I GAMES:															
310	N	UNCG	51 55	149	H	Detroit	60 66								
232	H	Ill.-Chicago	72 69	105	H	Wright St.	65 93								
129	A	Youngstown St.	53 43	140	H	Northern Ky.	51 83								
21	A	Green Bay	53 71	232	A	Ill.-Chicago	62 80								
150	A	Milwaukee	58 59	244	A	Valparaiso	59 66								
213	H	Oakland	88 75	129	H	Youngstown St.	75 68								

Non-Div I Games:

Cleveland St.

■ Loss,
 ■ Non-Conf,
 ■ S Site,
 ■ Home
 ■ A Away
 N Neutral

Average RPI Win:	241	WON-LOST	WINNING	LAST 10	STRENGTH OF	OPP. STRENGTH	TEAM	ADJ.	CONF.	ADJ CONF.
Average RPI Loss:	206	RECORD	PCT. RANK	GAMES	SCHEDULE	OF SCHEDULE	RPI	RPI	RPI	RPI
DIV. I ONLY	8- 16	264	4- 6	219	321	271	271	28	28	
DIV. I NON-CONF.	2- 4	234	0- 0	265	241	264	264	29	29	
TOTALS	RPI 1-25	RPI 26-50	W-L RECORDS	RPI 51-100	RPI 101-150	RPI 150+				
8- 16	0- 0	0- 0	OVERALL	0- 1	1- 4	7- 11				
4- 6	0- 0	0- 0	HOME	0- 0	0- 2	4- 4				
4- 7	0- 0	0- 0	AWAY	0- 0	1- 1	3- 6				
0- 3	0- 0	0- 0	NEUTRAL	0- 1	0- 1	0- 1				
2- 4	0- 0	0- 0	NON-CONFERENCE	0- 1	0- 1	2- 2				
1- 0	0- 0	0- 0	HOME	0- 0	0- 0	1- 0				
1- 1	0- 0	0- 0	AWAY	0- 0	0- 0	1- 1				
0- 3	0- 0	0- 0	NEUTRAL	0- 1	0- 1	0- 1				
6- 12	0- 0	0- 0	CONFERENCE	0- 0	1- 3	5- 9				
3- 6	0- 0	0- 0	HOME	0- 0	0- 2	3- 4				
3- 6	0- 0	0- 0	AWAY	0- 0	1- 1	2- 5				
0- 0	0- 0	0- 0	NEUTRAL	0- 0	0- 0	0- 0				

RPI 1-25			RPI 26-50			RPI 51-100			RPI 101+			Team's RPI: 271
RPI	S	Opponent	Score	RPI	S	Opponent	Score	RPI	S	Opponent	Score	
						76 N Hofstra	40 82			116 A Liberty	58 51	
										116 H Liberty	63 65	
										132 N Wake Forest	52 81	
										136 A UNC Asheville	69 77	
										136 H UNC Asheville	52 63	
										188 A Gardner-Webb	59 56	
										188 H Gardner-Webb	51 61	
										200 A Radford	45 61	
										200 H Radford	36 49	
										201 N Sacred Heart	62 71	
										228 A Presbyterian	42 66	
										228 H Presbyterian	60 47	
										248 A High Point	52 53	
										248 H High Point	79 53	
										250 A Clemson	63 47	
										261 A Saint Francis (PA)	74 106	
										268 A Campbell	52 73	
										268 H Campbell	70 83	
										298 A Charleston So.	73 62	
										298 H Charleston So.	61 40	
										302 H Wofford	83 69	
										320 H Longwood	48 56	
										325 A Winthrop	43 52	
LAST 12 Division I GAMES:												
						188 H Gardner-Webb	51 61			136 A UNC Asheville	69 77	
						228 H Presbyterian	60 47			200 H Radford	36 49	
						116 A Liberty	58 51			268 A Campbell	52 73	
						298 H Charleston So.	61 40			228 A Presbyterian	42 66	
						325 A Winthrop	43 52			116 H Liberty	63 65	
						248 H High Point	79 53			298 A Charleston So.	73 62	

Non-Div I Games: Allen 86 45 Warren Wilson 100 49 Mid-Atlantic Christ105 15

Coastal Caro.

Loss, Non-Conf, S Site, H Home A Away N Neutral

Average RPI Win: 310	WON-LOST	WINNING	LAST 10	STRENGTH OF	OPP. STRENGTH	TEAM	ADJ.	CONF.	ADJ CONF.
Average RPI Loss: 180	RECORD	PCT. RANK	GAMES	SCHEDULE	OF SCHEDULE	RPI	RPI	RPI	RPI
DIV. I ONLY	5- 22	312	1- 9	209	267	307	307	25	25
DIV. I NON-CONF.	2- 8	290	0- 0	122	161	255	255	27	27
TOTALS	RPI 1-25	RPI 26-50	W-L RECORDS	RPI 51-100	RPI 101-150	RPI 150+			
5- 22	0- 2	0- 1	OVERALL	0- 4	0- 1	5- 14			
2- 11	0- 1	0- 1	HOME	0- 2	0- 1	2- 6			
3- 11	0- 1	0- 0	AWAY	0- 2	0- 0	3- 8			
0- 0	0- 0	0- 0	NEUTRAL	0- 0	0- 0	0- 0			
2- 8	0- 2	0- 1	NON-CONFERENCE	0- 0	0- 1	2- 4			
1- 4	0- 1	0- 1	HOME	0- 0	0- 1	1- 1			
1- 4	0- 1	0- 0	AWAY	0- 0	0- 0	1- 3			
0- 0	0- 0	0- 0	NEUTRAL	0- 0	0- 0	0- 0			
3- 14	0- 0	0- 0	CONFERENCE	0- 4	0- 0	3- 10			
1- 7	0- 0	0- 0	HOME	0- 2	0- 0	1- 5			
2- 7	0- 0	0- 0	AWAY	0- 2	0- 0	2- 5			
0- 0	0- 0	0- 0	NEUTRAL	0- 0	0- 0	0- 0			

RPI 1-25				RPI 26-50				RPI 51-100				RPI 101+ Team's RPI: 307			
RPI	S	Opponent	Score	RPI	S	Opponent	Score	RPI	S	Opponent	Score	RPI	S	Opponent	Score
3	H	UConn	50 94	29	H	St. Bonaventure	38 62	66	A	Army West Point	55 67	103	H	Gonzaga	50 80
19	A	DePaul	46 96					66	H	Army West Point	55 78	159	A	Cornell	60 73
								86	A	Bucknell	60 79	206	A	Lehigh	74 83
								86	H	Bucknell	51 71	220	A	Navy	41 51
												220	H	Navy	58 62
												227	H	Siena	52 50
												234	A	Binghamton	56 63
												241	A	Loyola Maryland	38 55
												241	H	Loyola Maryland	49 65
												251	A	Holy Cross	61 70
												251	H	Holy Cross	71 80
												254	H	Monmouth	80 86
												280	A	American	56 64
												280	H	American	37 49
												321	A	Kent St.	71 76
												326	A	LIU Brooklyn	63 53
												327	A	Lafayette	72 59
												327	H	Lafayette	70 55
												344	A	Boston U.	72 63
												344	H	Boston U.	58 71
LAST 12 Division I GAMES:															
327	H	Lafayette	70 55	220	H	Navy	58 62								
206	A	Lehigh	74 83	251	A	Holy Cross	61 70								
241	A	Loyola Maryland	38 55	280	A	American	56 64								
344	H	Boston U.	58 71	241	H	Loyola Maryland	49 65								
86	A	Bucknell	60 79	344	A	Boston U.	72 63								
66	H	Army West Point	55 78	86	H	Bucknell	51 71								

Non-Div I Games:

Colgate

■ Loss,
 ■ Non-Conf, S Site,
 ■ Home
 ■ Away
 N Neutral

Colorado

Through Games Of Feb. 28, 2016

Average RPI Win:	186	WON-LOST	WINNING	LAST 10	STRENGTH OF	OPP. STRENGTH	TEAM	ADJ.	CONF.	ADJ CONF.
Average RPI Loss:	59	RECORD	PCT. RANK	GAMES	SCHEDULE	OF SCHEDULE	RPI	RPI	RPI	RPI
DIV. I ONLY	7- 22	299	2- 8	13	24	189	189	1	1	
DIV. I NON-CONF.	5- 6	180	0- 0	53	162	162	162	1	1	
TOTALS	RPI 1-25	RPI 26-50	W-L RECORDS	RPI 51-100	RPI 101-150	RPI 150+				
7- 22	0- 8	0- 4	OVERALL	2- 7	0- 2	5- 1				
7- 9	0- 4	0- 2	HOME	2- 3	0- 0	5- 0				
0- 13	0- 4	0- 2	AWAY	0- 4	0- 2	0- 1				
0- 0	0- 0	0- 0	NEUTRAL	0- 0	0- 0	0- 0				
5- 6	0- 2	0- 2	NON-CONFERENCE	0- 0	0- 1	5- 1				
5- 2	0- 1	0- 1	HOME	0- 0	0- 0	5- 0				
0- 4	0- 1	0- 1	AWAY	0- 0	0- 1	0- 1				
0- 0	0- 0	0- 0	NEUTRAL	0- 0	0- 0	0- 0				
2- 16	0- 6	0- 2	CONFERENCE	2- 7	0- 1	0- 0				
2- 7	0- 3	0- 1	HOME	2- 3	0- 0	0- 0				
0- 9	0- 3	0- 1	AWAY	0- 4	0- 1	0- 0				
0- 0	0- 0	0- 0	NEUTRAL	0- 0	0- 0	0- 0				

RPI 1-25				RPI 26-50				RPI 51-100				RPI 101+ Team's RPI: 189			
RPI	S	Opponent	Score	RPI	S	Opponent	Score	RPI	S	Opponent	Score	RPI	S	Opponent	Score
7	A	Stanford	56 71	32	A	Washington	47 68	55	H	Southern California	66 63	125	A	Arizona	52 63
7	H	Stanford	49 80	32	H	Washington	74 76	70	A	Oregon	70 77	135	A	Long Beach St.	42 59
8	A	Arizona St.	37 64	41	H	Missouri	75 79	70	H	Oregon	46 59	185	H	Northern Colo.	63 41
9	A	Oregon St.	50 73	45	A	Colorado St.	63 64	81	A	Utah	55 71	209	H	Massachusetts	90 63
9	H	Oregon St.	47 61					81	H	Utah	68 76	228	H	Presbyterian	72 60
10	H	UCLA	64 82					88	A	Washington St.	70 83	237	A	Wyoming	68 77
12	A	Kentucky	61 86					88	H	Washington St.	66 74	240	H	Loyola Marymount	92 81
18	H	Florida	61 83					92	A	California	35 64	291	H	Northern Ariz.	90 66
								92	H	California	78 57				
LAST 12 Division I GAMES:															
32	A	Washington	47 68	81	H	Utah	68 76								
88	A	Washington St.	70 83	81	A	Utah	55 71								
92	H	California	78 57	55	H	Southern California	66 63								
7	H	Stanford	49 80	10	H	UCLA	64 82								
70	A	Oregon	70 77	9	H	Oregon St.	47 61								
9	A	Oregon St.	50 73	70	H	Oregon	46 59								

Non-Div I Games:

Colorado

■ Loss,
 ■ Non-Conf,
 ■ S Site,
 ■ H Home
 ■ A Away
 N Neutral

Average RPI Win:	222	WON-LOST	WINNING	LAST 10	STRENGTH OF	OPP. STRENGTH	TEAM	ADJ.	CONF.	ADJ CONF.
Average RPI Loss:	35	RECORD	PCT. RANK	GAMES	SCHEDULE	OF SCHEDULE	RPI	RPI	RPI	RPI
DIV. I ONLY	24- 1	5	10- 0	264	197	45	45	19	19	
DIV. I NON-CONF.	8- 1	23	0- 0	210	179	46	46	20	20	
TOTALS	RPI 1-25	RPI 26-50	W-L RECORDS	RPI 51-100	RPI 101-150	RPI 150+				
24- 1	1- 0	0- 1	OVERALL	0- 0	0- 0	23- 0				
12- 0	1- 0	0- 0	HOME	0- 0	0- 0	11- 0				
11- 1	0- 0	0- 1	AWAY	0- 0	0- 0	11- 0				
1- 0	0- 0	0- 0	NEUTRAL	0- 0	0- 0	1- 0				
8- 1	1- 0	0- 1	NON-CONFERENCE	0- 0	0- 0	7- 0				
4- 0	1- 0	0- 0	HOME	0- 0	0- 0	3- 0				
3- 1	0- 0	0- 1	AWAY	0- 0	0- 0	3- 0				
1- 0	0- 0	0- 0	NEUTRAL	0- 0	0- 0	1- 0				
16- 0	0- 0	0- 0	CONFERENCE	0- 0	0- 0	16- 0				
8- 0	0- 0	0- 0	HOME	0- 0	0- 0	8- 0				
8- 0	0- 0	0- 0	AWAY	0- 0	0- 0	8- 0				
0- 0	0- 0	0- 0	NEUTRAL	0- 0	0- 0	0- 0				

RPI 1-25				RPI 26-50				Team's RPI: 45	RPI 51-100				RPI 101+			
RPI	S	Opponent	Score	RPI	S	Opponent	Score		RPI	S	Opponent	Score	RPI	S	Opponent	Score
15	H	BYU	61 55	35	A	Penn	48 49						151	A	Boise St.	83 51
													151	H	Boise St.	68 64
													172	H	Montana	75 43
													183	A	New Mexico	49 48
													185	A	Northern Colo.	62 46
													189	H	Colorado	64 63
													194	A	San Jose St.	80 78
													194	H	San Jose St.	76 54
													203	A	UNLV	64 56
													203	H	UNLV	83 52
													218	A	Utah St.	69 49
													218	H	Utah St.	91 64
													220	A	Navy	82 73
													237	A	Wyoming	62 57
													237	H	Wyoming	63 42
													247	A	San Diego St.	60 57
													247	H	San Diego St.	70 54
													249	N	Morgan St.	54 36
													303	A	Denver	74 46
													316	A	Nevada	64 37
													316	H	Nevada	74 56
													333	H	Incarnate Word	60 37
													343	H	Air Force	71 47
LAST 12 Division I GAMES:																
316	H	Nevada	74 56	316	A	Nevada	64 37									
183	A	New Mexico	49 48	247	H	San Diego St.	70 54									
237	A	Wyoming	62 57	237	H	Wyoming	63 42									
218	H	Utah St.	91 64	194	A	San Jose St.	80 78									
203	H	UNLV	83 52	343	H	Air Force	71 47									
151	A	Boise St.	83 51	218	A	Utah St.	69 49									

Non-Div I Games: Okla. Panhandle 90 45 Western St. 84 42

Colorado St.

Loss, Non-Conf, S Site, H Home A Away N Neutral

Average RPI Win: 273	WON-LOST	WINNING	LAST 10	STRENGTH OF	OPP. STRENGTH	TEAM	ADJ.	CONF.	ADJ CONF.
Average RPI Loss: 121	RECORD	PCT. RANK	GAMES	SCHEDULE	OF SCHEDULE	RPI	RPI	RPI	RPI
DIV. I ONLY	11- 15	221	1- 9	189	208	235	235	10	10
DIV. I NON-CONF.	10- 4	86	0- 0	314	327	166	166	12	12
TOTALS	RPI 1-25	RPI 26-50	W-L RECORDS	RPI 51-100	RPI 101-150	RPI 150+			
11- 15	0- 1	0- 4	OVERALL	0- 2	0- 1	11- 7			
7- 7	0- 0	0- 2	HOME	0- 1	0- 0	7- 4			
4- 7	0- 1	0- 2	AWAY	0- 1	0- 0	4- 3			
0- 1	0- 0	0- 0	NEUTRAL	0- 0	0- 1	0- 0			
10- 4	0- 1	0- 0	NON-CONFERENCE	0- 0	0- 1	10- 2			
6- 1	0- 0	0- 0	HOME	0- 0	0- 0	6- 1			
4- 2	0- 1	0- 0	AWAY	0- 0	0- 0	4- 1			
0- 1	0- 0	0- 0	NEUTRAL	0- 0	0- 1	0- 0			
1- 11	0- 0	0- 4	CONFERENCE	0- 2	0- 0	1- 5			
1- 6	0- 0	0- 2	HOME	0- 1	0- 0	1- 3			
0- 5	0- 0	0- 2	AWAY	0- 1	0- 0	0- 2			
0- 0	0- 0	0- 0	NEUTRAL	0- 0	0- 0	0- 0			

RPI 1-25				RPI 26-50				RPI 51-100				RPI 101+ Team's RPI: 235			
RPI	S	Opponent	Score	RPI	S	Opponent	Score	RPI	S	Opponent	Score	RPI	S	Opponent	Score
8	A	Arizona St.	49 70	31	A	Princeton	54 86	100	A	Harvard	54 84	104	N	Toledo	75 88
				31	H	Princeton	48 77	100	H	Harvard	66 69	159	A	Cornell	73 84
				35	A	Penn	51 71					159	H	Cornell	59 66
				35	H	Penn	42 60					160	H	Stony Brook	71 79
												163	H	Yale	77 71
												178	A	UMBC	70 68
												214	H	Brown	63 73
												216	A	Rhode Island	56 57
												230	A	Dartmouth	53 63
												230	H	Dartmouth	73 76
												234	H	Binghamton	71 64
												241	H	Loyola Maryland	63 53
												261	H	Saint Francis (PA)	82 78
												283	H	Vermont	73 56
												315	A	Fairleigh Dickinson	87 83
												317	A	UMass Lowell	67 57
												326	A	LIU Brooklyn	84 74
												342	H	Wagner	67 48
												345	H	NJIT	72 52
LAST 12 Division I GAMES:															
				35	H	Penn	42 60	214	H	Brown	63 73				
				31	H	Princeton	48 77	163	H	Yale	77 71				
				230	A	Dartmouth	53 63	100	H	Harvard	66 69				
				100	A	Harvard	54 84	230	H	Dartmouth	73 76				
				31	A	Princeton	54 86	159	A	Cornell	73 84				
				35	A	Penn	51 71	159	H	Cornell	59 66				

Non-Div I Games: Central Penn 102 18

Columbia

Average RPI Win:	297	WON-LOST	WINNING	LAST 10	STRENGTH OF	OPP. STRENGTH	TEAM	ADJ.	CONF.	ADJ CONF.
Average RPI Loss:	168	RECORD	PCT. RANK	GAMES	SCHEDULE	OF SCHEDULE	RPI	RPI	RPI	RPI
DIV. I ONLY	12- 14	196	6- 4	318	304	255	255	31	31	
DIV. I NON-CONF.	3- 8	258	0- 0	91	104	192	192	30	30	
TOTALS	RPI 1-25	RPI 26-50	W-L RECORDS	RPI 51-100	RPI 101-150	RPI 150+				
12- 14	0- 1	0- 2	OVERALL	0- 2	0- 2	12- 7				
8- 2	0- 0	0- 0	HOME	0- 0	0- 0	8- 2				
3- 11	0- 1	0- 2	AWAY	0- 1	0- 2	3- 5				
1- 1	0- 0	0- 0	NEUTRAL	0- 1	0- 0	1- 0				
3- 8	0- 1	0- 2	NON-CONFERENCE	0- 2	0- 2	3- 1				
1- 1	0- 0	0- 0	HOME	0- 0	0- 0	1- 1				
1- 6	0- 1	0- 2	AWAY	0- 1	0- 2	1- 0				
1- 1	0- 0	0- 0	NEUTRAL	0- 1	0- 0	1- 0				
9- 6	0- 0	0- 0	CONFERENCE	0- 0	0- 0	9- 6				
7- 1	0- 0	0- 0	HOME	0- 0	0- 0	7- 1				
2- 5	0- 0	0- 0	AWAY	0- 0	0- 0	2- 5				
0- 0	0- 0	0- 0	NEUTRAL	0- 0	0- 0	0- 0				

RPI 1-25				RPI 26-50				RPI 51-100				RPI 101+ Team's RPI: 255			
RPI	S	Opponent	Score	RPI	S	Opponent	Score	RPI	S	Opponent	Score	RPI	S	Opponent	Score
16	A	Syracuse	56 88	28	A	West Virginia	64 96	65	N	Auburn	54 69	101	A	Virginia	40 75
				34	A	Miami (FL)	59 78	84	A	VCU	42 73	108	A	Virginia Tech	39 72
												165	H	Hampton	68 64
												178	H	UMBC	61 68
												215	H	N.C. A&T	65 59
												249	A	Morgan St.	51 72
												249	H	Morgan St.	82 38
												264	A	Bethune-Cookman	56 69
												287	H	UMES	61 54
												292	A	Savannah St.	55 57
												293	A	Towson	81 69
												294	A	Florida A&M	73 79
												308	A	South Carolina St.	63 67
												319	H	Mt. St. Mary's	66 55
												327	N	Lafayette	64 57
												329	H	Delaware St.	84 79
												334	A	Howard	83 67
												334	H	Howard	69 71
												347	A	Norfolk St.	56 47
												347	H	Norfolk St.	69 44
												348	H	N.C. Central	63 46
LAST 12 Division I GAMES:															
				249	H	Morgan St.	82 38	308	A	South Carolina St.	63 67				
				347	A	Norfolk St.	56 47	249	A	Morgan St.	51 72				
				165	H	Hampton	68 64	287	H	UMES	61 54				
				329	H	Delaware St.	84 79	348	H	N.C. Central	63 46				
				334	H	Howard	69 71	215	H	N.C. A&T	65 59				
				292	A	Savannah St.	55 57	294	A	Florida A&M	73 79				

Non-Div I Games: Bowie St.

63 64

Coppin St.

■ Loss,
 ■ Non-Conf,
 ■ S Site,
 ■ Home
 ■ A Away
 N Neutral

Average RPI Win: 236		WON-LOST	WINNING	LAST 10	STRENGTH OF	OPP. STRENGTH	TEAM	ADJ.	CONF.	ADJ CONF.
Average RPI Loss: 126		RECORD	PCT. RANK	GAMES	SCHEDULE	OF SCHEDULE	RPI	RPI	RPI	RPI
DIV. I ONLY		14- 12	150	4- 6	164	185	159	159	10	10
DIV. I NON-CONF.		8- 6	136	0- 0	301	305	208	208	12	12
TOTALS		RPI 1-25	RPI 26-50	W-L RECORDS	RPI 51-100	RPI 101-150	RPI 150+			
14- 12	0- 1		1- 3	OVERALL	0- 2	0- 1	13- 5			
11- 3	0- 0		1- 1	HOME	0- 1	0- 0	10- 1			
3- 9	0- 1		0- 2	AWAY	0- 1	0- 1	3- 4			
0- 0	0- 0		0- 0	NEUTRAL	0- 0	0- 0	0- 0			
8- 6	0- 1		0- 0	NON-CONFERENCE	0- 0	0- 1	8- 4			
6- 1	0- 0		0- 0	HOME	0- 0	0- 0	6- 1			
2- 5	0- 1		0- 0	AWAY	0- 0	0- 1	2- 3			
0- 0	0- 0		0- 0	NEUTRAL	0- 0	0- 0	0- 0			
6- 6	0- 0		1- 3	CONFERENCE	0- 2	0- 0	5- 1			
5- 2	0- 0		1- 1	HOME	0- 1	0- 0	4- 0			
1- 4	0- 0		0- 2	AWAY	0- 1	0- 0	1- 1			
0- 0	0- 0		0- 0	NEUTRAL	0- 0	0- 0	0- 0			

RPI 1-25				RPI 26-50				RPI 51-100				RPI 101+				Team's RPI: 159	
RPI	S	Opponent	Score	RPI	S	Opponent	Score	RPI	S	Opponent	Score	RPI	S	Opponent	Score		
7	A	Stanford	38 93	31	A	Princeton	51 71	100	A	Harvard	63 68	121	A	Buffalo	41 59		
				31	H	Princeton	57 94	100	H	Harvard	56 65	152	A	Marshall	47 73		
				35	A	Penn	50 65					160	H	Stony Brook	49 58		
				35	H	Penn	51 46					163	H	Yale	74 63		
												191	H	Fairfield	59 35		
												205	A	Hartford	50 53		
												214	H	Brown	85 70		
												230	A	Dartmouth	52 60		
												230	H	Dartmouth	71 58		
												234	H	Binghamton	64 57		
												235	A	Columbia	66 59		
												235	H	Columbia	84 73		
												238	A	Bryant	70 62		
												261	H	Saint Francis (PA)	75 69		
												293	H	Towson	88 60		
												307	H	Colgate	73 60		
												329	H	Delaware St.	71 62		
												334	A	Howard	74 76		
												336	A	Cal St. Fullerton	59 47		
LAST 12 Division I GAMES:																	
				31	H	Princeton	57 94	163	H	Yale	74 63						
				35	H	Penn	51 46	214	H	Brown	85 70						
				100	A	Harvard	63 68	230	H	Dartmouth	71 58						
				230	A	Dartmouth	52 60	100	H	Harvard	56 65						
				35	A	Penn	50 65	235	H	Columbia	84 73						
				31	A	Princeton	51 71	235	A	Columbia	66 59						

Non-Div I Games:

Cornell

Loss, Non-Conf, S Site, H Home A Away N Neutral

Average RPI Win:	158	WON-LOST	WINNING	LAST 10	STRENGTH OF	OPP. STRENGTH	TEAM	ADJ.	CONF.	ADJ CONF.
Average RPI Loss:	96	RECORD	PCT. RANK	GAMES	SCHEDULE	OF SCHEDULE	RPI	RPI	RPI	RPI
DIV. I ONLY	14- 16	191	4- 6	80	74	131	131	6	6	
DIV. I NON-CONF.	6- 6	160	0- 0	133	118	140	140	6	6	
TOTALS	RPI 1-25	RPI 26-50	W-L RECORDS	RPI 51-100	RPI 101-150	RPI 150+				
14- 16	0- 2	2- 2	OVERALL	2- 7	1- 2	9- 3				
8- 5	0- 1	1- 1	HOME	1- 3	1- 0	5- 0				
4- 10	0- 1	1- 1	AWAY	1- 4	0- 1	2- 3				
2- 1	0- 0	0- 0	NEUTRAL	0- 0	0- 1	2- 0				
6- 6	0- 0	0- 0	NON-CONFERENCE	0- 3	1- 2	5- 1				
3- 1	0- 0	0- 0	HOME	0- 1	1- 0	2- 0				
1- 4	0- 0	0- 0	AWAY	0- 2	0- 1	1- 1				
2- 1	0- 0	0- 0	NEUTRAL	0- 0	0- 1	2- 0				
8- 10	0- 2	2- 2	CONFERENCE	2- 4	0- 0	4- 2				
5- 4	0- 1	1- 1	HOME	1- 2	0- 0	3- 0				
3- 6	0- 1	1- 1	AWAY	1- 2	0- 0	1- 2				
0- 0	0- 0	0- 0	NEUTRAL	0- 0	0- 0	0- 0				

RPI 1-25				RPI 26-50				RPI 51-100				RPI 101+ Team's RPI: 131			
RPI	S	Opponent	Score	RPI	S	Opponent	Score	RPI	S	Opponent	Score	RPI	S	Opponent	Score
19	A	DePaul	63 81	36	A	Seton Hall	71 77	56	A	St. John's (NY)	64 57	106	A	Drake	72 81
19	H	DePaul	52 78	36	H	Seton Hall	82 86	56	H	St. John's (NY)	55 66	107	H	UNI	69 61
				47	A	Villanova	65 62	60	H	South Dakota St.	51 53	117	N	Northwestern	52 75
				47	H	Villanova	53 48	81	A	Utah	58 74	157	A	Xavier	55 57
								90	A	Nebraska	63 65	157	H	Xavier	74 47
								94	A	Georgetown	57 69	162	N	East Carolina	91 66
								94	H	Georgetown	44 57	170	H	Marist	89 46
								95	A	Marquette	72 79	182	N	Eastern Wash.	66 60
								95	H	Marquette	83 81	195	A	Butler	52 42
												195	H	Butler	77 49
												225	A	Kansas	54 67
												256	A	Omaha	69 46
												258	A	Providence	59 61
												258	H	Providence	72 48
												288	H	Wichita St.	79 54
LAST 12 Division I GAMES:															
56	A	St. John's (NY)	64 57	195	A	Butler	52 42								
36	A	Seton Hall	71 77	94	H	Georgetown	44 57								
19	H	DePaul	52 78	47	H	Villanova	53 48								
95	H	Marquette	83 81	95	A	Marquette	72 79								
258	A	Providence	59 61	19	A	DePaul	63 81								
157	A	Xavier	55 57	258	H	Providence	72 48								

Non-Div I Games:

Creighton

■ Loss,
 ■ Non-Conf,
 ■ S Site,
 ■ H Home
 ■ A Away
 N Neutral

RPI 1-25				RPI 26-50				RPI 51-100				RPI 101+				Team's RPI: 230	
RPI	S	Opponent	Score	RPI	S	Opponent	Score	RPI	S	Opponent	Score	RPI	S	Opponent	Score		
14	A	Louisville	52 94	31	H	Princeton	48 85	69	H	Maine	41 59	146	N	Jacksonville	44 51		
				35	H	Penn	41 56	78	A	Drexel	53 69	153	N	McNeese St.	56 78		
								100	A	Harvard	70 64	159	A	Cornell	58 71		
								100	H	Harvard	43 56	159	H	Cornell	60 52		
												163	A	Yale	68 63		
												163	H	Yale	62 65		
												205	A	Hartford	43 36		
												213	A	Oakland	60 78		
												214	A	Brown	63 50		
												214	H	Brown	60 56		
												216	H	Rhode Island	41 57		
												235	A	Columbia	76 73		
												235	H	Columbia	63 53		
												239	H	New Hampshire	57 61		
												251	A	Holy Cross	60 54		
												280	H	American	41 45		
												283	H	Vermont	54 56		
												284	A	Central Conn. St.	55 59		
												297	H	Niagara	60 47		
												344	H	Boston U.	72 52		
												345	A	NJIT	46 39		
LAST 12 Division I GAMES:																	
				163	H	Yale	62 65	35	H	Penn	41 56						
				214	H	Brown	60 56	31	H	Princeton	48 85						
				235	H	Columbia	63 53	159	A	Cornell	58 71						
				159	H	Cornell	60 52	235	A	Columbia	76 73						
				214	A	Brown	63 50	100	A	Harvard	70 64						
				163	A	Yale	68 63	100	H	Harvard	43 56						

Non-Div I Games:

RPI 1-25				RPI 26-50				RPI 51-100				RPI 101+				Team's RPI: 176	
RPI	S	Opponent	Score	RPI	S	Opponent	Score	RPI	S	Opponent	Score	RPI	S	Opponent	Score		
20	H	Michigan St.	44 73	29	H	St. Bonaventure	47 59	54	A	Saint Louis	51 88	132	A	Wake Forest	58 77		
23	H	Duquesne	62 77	37	A	James Madison	45 87	54	H	Saint Louis	50 79	156	H	ETSU	58 65		
				38	H	George Washington	60 79	71	A	Dayton	66 77	168	A	Fordham	40 51		
				49	A	North Carolina St.	42 58	82	H	Charlotte	88 99	168	H	Fordham	69 51		
								84	A	VCU	56 50	186	H	George Mason	68 63		
								84	H	VCU	59 74	199	A	Richmond	67 59		
								99	A	Saint Joseph's	54 87	200	A	Radford	68 79		
												209	H	Massachusetts	62 66		
												216	A	Rhode Island	62 78		
												223	A	Furman	69 51		
												248	A	High Point	62 60		
												257	N	Bowling Green	60 56		
												262	A	UNCW	77 50		
												276	A	La Salle	66 58		
												301	H	Western Caro.	64 51		
												308	H	South Carolina St.	63 51		
LAST 12 Division I GAMES:																	
				84	H	VCU	59 74	186	H	George Mason	68 63						
				99	A	Saint Joseph's	54 87	71	A	Dayton	66 77						
				209	H	Massachusetts	62 66	38	H	George Washington	60 79						
				54	A	Saint Louis	51 88	216	A	Rhode Island	62 78						
				199	A	Richmond	67 59	168	H	Fordham	69 51						
				23	H	Duquesne	62 77	84	A	VCU	56 50						

Non-Div I Games:

Average RPI Win:	140	WON-LOST	WINNING	LAST 10	STRENGTH OF	OPP. STRENGTH	TEAM	ADJ.	CONF.	ADJ CONF.
Average RPI Loss:	57	RECORD	PCT. RANK	GAMES	SCHEDULE	OF SCHEDULE	RPI	RPI	RPI	RPI
DIV. I ONLY	14- 13	160	6- 4	7	70	71	71	7	7	
DIV. I NON-CONF.	7- 4	110	0- 0	10	7	19	19	8	8	
TOTALS	RPI 1-25	RPI 26-50	W-L RECORDS	RPI 51-100	RPI 101-150	RPI 150+				
14- 13	1- 4	1- 3	OVERALL	3- 4	1- 1	8- 1				
7- 6	0- 1	1- 2	HOME	1- 2	0- 1	5- 0				
5- 6	0- 2	0- 1	AWAY	1- 2	1- 0	3- 1				
2- 1	1- 1	0- 0	NEUTRAL	1- 0	0- 0	0- 0				
7- 4	1- 2	1- 0	NON-CONFERENCE	2- 1	1- 1	2- 0				
4- 1	0- 0	1- 0	HOME	1- 0	0- 1	2- 0				
1- 2	0- 1	0- 0	AWAY	0- 1	1- 0	0- 0				
2- 1	1- 1	0- 0	NEUTRAL	1- 0	0- 0	0- 0				
7- 9	0- 2	0- 3	CONFERENCE	1- 3	0- 0	6- 1				
3- 5	0- 1	0- 2	HOME	0- 2	0- 0	3- 0				
4- 4	0- 1	0- 1	AWAY	1- 1	0- 0	3- 1				
0- 0	0- 0	0- 0	NEUTRAL	0- 0	0- 0	0- 0				

RPI	S	Opponent	Score	RPI	S	Opponent	Score	RPI	S	Opponent	Score	RPI	S	Opponent	Score
7	N	Stanford	66 74	29	H	St. Bonaventure	54 59	54	A	Saint Louis	56 70	103	H	Gonzaga	47 57
14	N	Louisville	79 66	31	H	Princeton	85 81	54	H	Saint Louis	52 55	104	A	Toledo	83 57
21	A	Green Bay	52 68	38	A	George Washington	62 72	59	A	Purdue	58 61	163	H	Yale	81 75
23	A	Duquesne	58 89	38	H	George Washington	61 62	69	N	Maine	58 37	168	H	Fordham	77 55
23	H	Duquesne	72 76					79	H	Vanderbilt	81 56	176	H	Davidson	77 66
								84	H	VCU	72 74	177	H	Wisconsin	87 64
								99	A	Saint Joseph's	71 61	186	H	George Mason	81 58
												199	A	Richmond	60 48
												209	A	Massachusetts	69 76
												216	A	Rhode Island	67 53
												276	A	La Salle	67 51
LAST 12 Division I GAMES:															
168	H	Fordham	77 55	216	A	Rhode Island	67 53								
54	H	Saint Louis	52 55	176	H	Davidson	77 66								
23	H	Duquesne	72 76	276	A	La Salle	67 51								
209	A	Massachusetts	69 76	99	A	Saint Joseph's	71 61								
38	A	George Washington	62 72	29	H	St. Bonaventure	54 59								
186	H	George Mason	81 58	54	A	Saint Louis	56 70								

Non-Div I Games:

Dayton

■ Loss,
 ■ Non-Conf,
 ■ S Site,
 ■ H Home
 ■ A Away
 N Neutral

Average RPI Win:	140	WON-LOST	WINNING	LAST 10	STRENGTH OF	OPP. STRENGTH	TEAM	ADJ.	CONF.	ADJ CONF.
Average RPI Loss:	46	RECORD	PCT. RANK	GAMES	SCHEDULE	OF SCHEDULE	RPI	RPI	RPI	RPI
DIV. I ONLY	24- 7	41	8- 2	33	67	19	19	6	6	
DIV. I NON-CONF.	8- 5	120	0- 1	13	37	49	49	6	6	
TOTALS	RPI 1-25	RPI 26-50	W-L RECORDS	RPI 51-100	RPI 101-150	RPI 150+				
24- 7	1- 3	4- 2	OVERALL	6- 1	4- 0	9- 1				
13- 4	0- 1	2- 2	HOME	3- 0	2- 0	6- 1				
11- 3	1- 2	2- 0	AWAY	3- 1	2- 0	3- 0				
0- 0	0- 0	0- 0	NEUTRAL	0- 0	0- 0	0- 0				
8- 5	1- 3	2- 0	NON-CONFERENCE	0- 1	2- 0	3- 1				
6- 2	0- 1	2- 0	HOME	0- 0	1- 0	3- 1				
2- 3	1- 2	0- 0	AWAY	0- 1	1- 0	0- 0				
0- 0	0- 0	0- 0	NEUTRAL	0- 0	0- 0	0- 0				
16- 2	0- 0	2- 2	CONFERENCE	6- 0	2- 0	6- 0				
7- 2	0- 0	0- 2	HOME	3- 0	1- 0	3- 0				
9- 0	0- 0	2- 0	AWAY	3- 0	1- 0	3- 0				
0- 0	0- 0	0- 0	NEUTRAL	0- 0	0- 0	0- 0				

RPI 1-25				RPI 26-50				RPI 51-100				RPI 101+			
RPI	S	Opponent	Score	RPI	S	Opponent	Score	RPI	S	Opponent	Score	RPI	S	Opponent	Score
1	A	Notre Dame	90 95	29	H	St. Bonaventure	77 54	56	A	St. John's (NY)	71 61	117	A	Northwestern	77 64
2	A	Baylor	72 86	36	A	Seton Hall	86 74	56	H	St. John's (NY)	77 71	128	H	Southern Ill.	105 61
3	H	UConn	70 86	36	H	Seton Hall	74 83	60	A	South Dakota St.	79 88	131	A	Creighton	78 52
17	A	Texas A&M	80 66	40	H	Indiana	84 69	94	A	Georgetown	80 66	131	H	Creighton	81 63
				47	A	Villanova	75 47	94	H	Georgetown	75 53	157	A	Xavier	70 53
				47	H	Villanova	60 64	95	A	Marquette	98 65	157	H	Xavier	82 52
								95	H	Marquette	91 86	175	H	Loyola Chicago	75 88
												195	A	Butler	61 54
												195	H	Butler	102 63
												258	A	Providence	91 68
												258	H	Providence	96 50
												307	H	Colgate	96 46
												322	H	Illinois St.	89 41
												340	H	Chicago St.	88 42
LAST 12 Division I GAMES:															
2	A	Baylor	72 86	94	A	Georgetown	80 66								
95	A	Marquette	98 65	47	A	Villanova	75 47								
131	A	Creighton	78 52	56	H	St. John's (NY)	77 71								
258	A	Providence	91 68	36	H	Seton Hall	74 83								
195	H	Butler	102 63	258	H	Providence	96 50								
157	H	Xavier	82 52	131	H	Creighton	81 63								

Non-Div I Games:

DePaul

■ Loss,
■ Non-Conf, S Site,
■ Home
■ Away
N Neutral

RPI 1-25				RPI 26-50				RPI 51-100				RPI 101+				Team's RPI: 167	
RPI	S	Opponent	Score	RPI	S	Opponent	Score	RPI	S	Opponent	Score	RPI	S	Opponent	Score		
				37	A	James Madison	55 75	76	A	Hofstra	49 58	158	A	Northeastern	54 57		
								76	H	Hofstra	54 47	158	H	Northeastern	59 52		
								78	A	Drexel	43 47	162	H	East Carolina	58 68		
								78	H	Drexel	53 54	168	A	Fordham	55 48		
								86	A	Bucknell	51 80	170	A	Marist	56 50		
								93	A	Elon	45 62	177	N	Wisconsin	52 54		
								93	H	Elon	64 66	186	A	George Mason	83 90		
								94	A	Georgetown	50 61	198	A	William & Mary	69 53		
												198	H	William & Mary	67 63		
												210	A	Robert Morris	50 53		
												229	A	Col. of Charleston	63 47		
												229	H	Col. of Charleston	72 55		
												262	A	UNCW	56 44		
												262	H	UNCW	67 59		
												283	H	Vermont	71 60		
												293	A	Towson	66 62		
												293	H	Towson	69 64		
												323	N	North Dakota St.	62 50		
												327	H	Lafayette	67 47		
LAST 12 Division I GAMES:																	
				262	A	UNCW	56 44	93	H	Elon	64 66						
				93	A	Elon	45 62	293	A	Towson	66 62						
				76	H	Hofstra	54 47	78	A	Drexel	43 47						
				158	A	Northeastern	54 57	37	A	James Madison	55 75						
				198	A	William & Mary	69 53	198	H	William & Mary	67 63						
				229	H	Col. of Charleston	72 55	78	H	Drexel	53 54						

Non-Div I Games:

Average RPI Win: 319		WON-LOST	WINNING	LAST 10	STRENGTH OF	OPP. STRENGTH	TEAM	ADJ.	CONF.	ADJ CONF.
Average RPI Loss: 202		RECORD	PCT. RANK	GAMES	SCHEDULE	OF SCHEDULE	RPI	RPI	RPI	RPI
DIV. I ONLY		8- 19	277	3- 7	328	324	329	329	31	31
DIV. I NON-CONF.		3- 10	277	0- 0	243	236	304	304	30	30
TOTALS		RPI 1-25	RPI 26-50	W-L RECORDS	RPI 51-100	RPI 101-150	RPI 150+			
8- 19	0- 0		0- 1	OVERALL	0- 2	0- 1	8- 15			
6- 7	0- 0		0- 0	HOME	0- 1	0- 0	6- 6			
1- 12	0- 0		0- 1	AWAY	0- 1	0- 1	1- 9			
1- 0	0- 0		0- 0	NEUTRAL	0- 0	0- 0	1- 0			
3- 10	0- 0		0- 1	NON-CONFERENCE	0- 2	0- 1	3- 6			
2- 4	0- 0		0- 0	HOME	0- 1	0- 0	2- 3			
0- 6	0- 0		0- 1	AWAY	0- 1	0- 1	0- 3			
1- 0	0- 0		0- 0	NEUTRAL	0- 0	0- 0	1- 0			
5- 9	0- 0		0- 0	CONFERENCE	0- 0	0- 0	5- 9			
4- 3	0- 0		0- 0	HOME	0- 0	0- 0	4- 3			
1- 6	0- 0		0- 0	AWAY	0- 0	0- 0	1- 6			
0- 0	0- 0		0- 0	NEUTRAL	0- 0	0- 0	0- 0			

[illegible]

Non-Div I Games:

Delaware St.

Loss, Non-Conf, S Site, H Home A Away N Neutral

Average RPI Win:	290	WON-LOST	WINNING	LAST 10	STRENGTH OF	OPP. STRENGTH	TEAM	ADJ.	CONF.	ADJ CONF.
Average RPI Loss:	170	RECORD	PCT. RANK	GAMES	SCHEDULE	OF SCHEDULE	RPI	RPI	RPI	RPI
DIV. I ONLY	5- 24	320	1- 9	179	251	303	303	18	18	
DIV. I NON-CONF.	2- 11	306	0- 0	193	311	286	286	19	19	
TOTALS	RPI 1-25	RPI 26-50	W-L RECORDS	RPI 51-100	RPI 101-150	RPI 150+				
5- 24	0- 1	0- 1	OVERALL	0- 4	1- 5	4- 13				
2- 12	0- 0	0- 1	HOME	0- 2	0- 3	2- 6				
3- 10	0- 0	0- 0	AWAY	0- 0	1- 0	2- 1				
0- 2	0- 1	0- 0	NEUTRAL	0- 0	0- 0	0- 1				
2- 11	0- 1	0- 1	NON-CONFERENCE	0- 0	1- 1	1- 8				
0- 6	0- 0	0- 1	HOME	0- 0	0- 1	0- 4				
2- 3	0- 0	0- 0	AWAY	0- 0	1- 0	1- 3				
0- 2	0- 1	0- 0	NEUTRAL	0- 0	0- 0	0- 1				
3- 13	0- 0	0- 0	CONFERENCE	0- 4	0- 4	3- 5				
2- 6	0- 0	0- 0	HOME	0- 2	0- 2	2- 2				
1- 7	0- 0	0- 0	AWAY	0- 2	0- 2	1- 3				
0- 0	0- 0	0- 0	NEUTRAL	0- 0	0- 0	0- 0				

RPI S	Opponent	Score	RPI S	Opponent	Score	RPI S	Opponent	Score	RPI S	Opponent	Score	Team's RPI: 303
1 N	Notre Dame	52 94	45 H	Colorado St.	46 74	57 A	South Dakota	60 85	114 A	IUPUI	75 81	
						57 H	South Dakota	33 79	114 H	IUPUI	54 67	
						60 A	South Dakota St.	52 80	135 H	Long Beach St.	41 48	
						60 H	South Dakota St.	39 76	145 A	Oral Roberts	33 65	
									145 H	Oral Roberts	56 59	
									150 A	Milwaukee	56 49	
									171 N	Louisiana Tech	53 58	
									185 H	Northern Colo.	51 60	
									196 H	Weber St.	49 61	
									231 A	Western Ill.	60 63	
									231 H	Western Ill.	69 80	
									232 H	Ill.-Chicago	46 56	
									237 H	Wyoming	64 75	
									256 A	Omaha	55 67	
									256 H	Omaha	60 70	
									263 A	Seattle	51 59	
									275 A	Pepperdine	60 64	
									296 A	UMKC	58 68	
									313 A	IPFW	49 61	
									313 H	IPFW	53 50	
									323 A	North Dakota St.	55 45	
									323 H	North Dakota St.	64 53	
									343 A	Air Force	57 48	
LAST 12 Division I GAMES:												
256 H	Omaha	60 70	57 H	South Dakota	33 79							
323 A	North Dakota St.	55 45	313 A	IPFW	49 61							
60 A	South Dakota St.	52 80	114 A	IUPUI	75 81							
114 H	IUPUI	54 67	145 A	Oral Roberts	33 65							
231 H	Western Ill.	69 80	256 A	Omaha	55 67							
145 H	Oral Roberts	56 59	231 A	Western Ill.	60 63							

Non-Div I Games:

Denver

Loss, Non-Conf, S Site, H Home A Away N Neutral

Average RPI Win: 218	WON-LOST	WINNING	LAST 10	STRENGTH OF	OPP. STRENGTH	TEAM	ADJ.	CONF.	ADJ CONF.
Average RPI Loss: 115	RECORD	PCT. RANK	GAMES	SCHEDULE	OF SCHEDULE	RPI	RPI	RPI	RPI
DIV. I ONLY	13- 13	166	6- 4	141	125	149	149	14	14
DIV. I NON-CONF.	3- 7	248	0- 0	163	68	260	260	16	16
TOTALS	RPI 1-25	RPI 26-50	W-L RECORDS	RPI 51-100	RPI 101-150	RPI 150+			
13- 13	0- 3	0- 1	OVERALL	0- 2	4- 4	9- 3			
6- 7	0- 0	0- 0	HOME	0- 2	1- 2	5- 3			
7- 6	0- 3	0- 1	AWAY	0- 0	3- 2	4- 0			
0- 0	0- 0	0- 0	NEUTRAL	0- 0	0- 0	0- 0			
3- 7	0- 2	0- 1	NON-CONFERENCE	0- 2	0- 1	3- 1			
3- 3	0- 0	0- 0	HOME	0- 2	0- 0	3- 1			
0- 4	0- 2	0- 1	AWAY	0- 0	0- 1	0- 0			
0- 0	0- 0	0- 0	NEUTRAL	0- 0	0- 0	0- 0			
10- 6	0- 1	0- 0	CONFERENCE	0- 0	4- 3	6- 2			
3- 4	0- 0	0- 0	HOME	0- 0	1- 2	2- 2			
7- 2	0- 1	0- 0	AWAY	0- 0	3- 1	4- 0			
0- 0	0- 0	0- 0	NEUTRAL	0- 0	0- 0	0- 0			

RPI 1-25				RPI 26-50				RPI 51-100				RPI 101+ Team's RPI: 149			
RPI	S	Opponent	Score	RPI	S	Opponent	Score	RPI	S	Opponent	Score	RPI	S	Opponent	Score
11	A	Maryland	41 97	29	A	St. Bonaventure	73 84	68	H	Michigan	61 88	105	A	Wright St.	95 93
20	A	Michigan St.	42 81					86	H	Eastern Mich.	68 85	105	H	Wright St.	71 89
21	A	Green Bay	36 58									129	A	Youngstown St.	69 68
												129	H	Youngstown St.	70 72
												138	A	Western Mich.	66 70
												140	A	Northern Ky.	60 81
												140	H	Northern Ky.	66 65
												150	A	Milwaukee	89 79
												213	A	Oakland	82 77
												213	H	Oakland	73 79
												222	H	Cincinnati	77 68
												232	A	Ill.-Chicago	89 80
												232	H	Ill.-Chicago	51 65
												244	A	Valparaiso	72 66
												244	H	Valparaiso	85 65
												272	A	Cleveland St.	66 60
												272	H	Cleveland St.	82 68
												297	H	Niagara	80 75
												300	H	Bradley	67 75
												313	H	IPFW	64 63
LAST 12 Division I GAMES:															
213	A	Oakland	82 77	272	A	Cleveland St.	66 60								
105	A	Wright St.	95 93	21	A	Green Bay	36 58								
140	A	Northern Ky.	60 81	150	A	Milwaukee	89 79								
244	H	Valparaiso	85 65	213	H	Oakland	73 79								
232	H	Ill.-Chicago	51 65	140	H	Northern Ky.	66 65								
129	A	Youngstown St.	69 68	105	H	Wright St.	71 89								

Non-Div I Games: Salem Int'l 81 50

Detroit

■ Loss,
 ■ Non-Conf, S Site,
 ■ Home
 ■ Away
 N Neutral

Average RPI Win: 213	WON-LOST	WINNING	LAST 10	STRENGTH OF	OPP. STRENGTH	TEAM	ADJ.	CONF.	ADJ CONF.
Average RPI Loss: 119	RECORD	PCT. RANK	GAMES	SCHEDULE	OF SCHEDULE	RPI	RPI	RPI	RPI
DIV. I ONLY	18- 8	68	7- 3	203	169	106	106	21	21
DIV. I NON-CONF.	6- 4	125	0- 0	113	48	94	94	17	17
TOTALS	RPI 1-25	RPI 26-50	W-L RECORDS	RPI 51-100	RPI 101-150	RPI 150+			
18- 8	0- 1	0- 0	OVERALL	2- 2	3- 3	13- 2			
10- 3	0- 1	0- 0	HOME	1- 0	3- 2	6- 0			
7- 5	0- 0	0- 0	AWAY	1- 2	0- 1	6- 2			
1- 0	0- 0	0- 0	NEUTRAL	0- 0	0- 0	1- 0			
6- 4	0- 1	0- 0	NON-CONFERENCE	0- 2	3- 0	3- 1			
3- 1	0- 1	0- 0	HOME	0- 0	3- 0	0- 0			
2- 3	0- 0	0- 0	AWAY	0- 2	0- 0	2- 1			
1- 0	0- 0	0- 0	NEUTRAL	0- 0	0- 0	1- 0			
12- 4	0- 0	0- 0	CONFERENCE	2- 0	0- 3	10- 1			
7- 2	0- 0	0- 0	HOME	1- 0	0- 2	6- 0			
5- 2	0- 0	0- 0	AWAY	1- 0	0- 1	4- 1			
0- 0	0- 0	0- 0	NEUTRAL	0- 0	0- 0	0- 0			

RPI 1-25				RPI 26-50				RPI 51-100				RPI 101+ Team's RPI: 106			
RPI	S	Opponent	Score	RPI	S	Opponent	Score	RPI	S	Opponent	Score	RPI	S	Opponent	Score
21	H	Green Bay	61 86					57	A	South Dakota	87 92	107	A	UNI	74 85
								64	A	Iowa	76 89	107	H	UNI	73 79
								96	A	Missouri St.	82 75	110	H	Iowa St.	74 70
								96	H	Missouri St.	95 72	112	H	North Dakota	73 63
												128	H	Southern Ill.	67 77
												131	H	Creighton	81 72
												175	A	Loyola Chicago	81 65
												175	H	Loyola Chicago	91 61
												177	A	Wisconsin	89 70
												184	N	Tulsa	91 80
												203	A	UNLV	76 68
												217	A	Indiana St.	53 68
												217	H	Indiana St.	80 55
												252	A	Northern Ill.	73 87
												288	A	Wichita St.	87 56
												288	H	Wichita St.	81 59
												300	A	Bradley	76 64
												300	H	Bradley	78 45
												322	A	Illinois St.	98 58
												322	H	Illinois St.	76 41
												331	H	Evansville	94 52
LAST 12 Division I GAMES:															
300	H	Bradley	78 45	288	H	Wichita St.	81 59								
175	H	Loyola Chicago	91 61	175	A	Loyola Chicago	81 65								
107	A	UNI	74 85	300	A	Bradley	76 64								
217	A	Indiana St.	53 68	107	H	UNI	73 79								
322	A	Illinois St.	98 58	322	H	Illinois St.	76 41								
96	H	Missouri St.	95 72	217	H	Indiana St.	80 55								

Non-Div I Games: William Penn 100 61

Drake

■ Loss,
 ■ Non-Conf, S Site,
 ■ Home
 ■ Away
 N Neutral

Average RPI Win: 169	WON-LOST	WINNING	LAST 10	STRENGTH OF	OPP. STRENGTH	TEAM	ADJ.	CONF.	ADJ CONF.
Average RPI Loss: 85	RECORD	PCT. RANK	GAMES	SCHEDULE	OF SCHEDULE	RPI	RPI	RPI	RPI
DIV. I ONLY	16- 12	132	7- 3	44	114	78	78	13	13
DIV. I NON-CONF.	4- 7	222	0- 0	11	45	109	109	10	10
TOTALS	RPI 1-25	RPI 26-50	W-L RECORDS	RPI 51-100	RPI 101-150	RPI 150+			
16- 12	0- 1	1- 5	OVERALL	4- 3	0- 0	11- 3			
10- 3	0- 0	1- 1	HOME	3- 1	0- 0	6- 1			
6- 7	0- 1	0- 3	AWAY	1- 2	0- 0	5- 1			
0- 2	0- 0	0- 1	NEUTRAL	0- 0	0- 0	0- 1			
4- 7	0- 1	1- 3	NON-CONFERENCE	1- 2	0- 0	2- 1			
3- 1	0- 0	1- 0	HOME	1- 1	0- 0	1- 0			
1- 4	0- 1	0- 2	AWAY	0- 1	0- 0	1- 0			
0- 2	0- 0	0- 1	NEUTRAL	0- 0	0- 0	0- 1			
12- 5	0- 0	0- 2	CONFERENCE	3- 1	0- 0	9- 2			
7- 2	0- 0	0- 1	HOME	2- 0	0- 0	5- 1			
5- 3	0- 0	0- 1	AWAY	1- 1	0- 0	4- 1			
0- 0	0- 0	0- 0	NEUTRAL	0- 0	0- 0	0- 0			

RPI 1-25				RPI 26-50				RPI 51-100 Team's RPI: 78				RPI 101+			
RPI	S	Opponent	Score	RPI	S	Opponent	Score	RPI	S	Opponent	Score	RPI	S	Opponent	Score
16	A	Syracuse	62 83	29	H	St. Bonaventure	58 46	76	A	Hofstra	54 61	158	A	Northeastern	53 49
				30	A	South Fla.	58 73	76	H	Hofstra	67 64	158	H	Northeastern	65 73
				35	A	Penn	67 72	79	H	Vanderbilt	64 74	165	A	Hampton	57 36
				37	A	James Madison	56 67	83	H	Quinnipiac	62 49	167	A	Delaware	54 53
				37	H	James Madison	55 59	93	A	Elon	54 47	167	H	Delaware	47 43
				47	N	Villanova	55 67	93	H	Elon	74 31	172	N	Montana	50 58
								99	A	Saint Joseph's	46 53	198	A	William & Mary	67 50
												198	H	William & Mary	69 53
												229	A	Col. of Charleston	46 49
												229	H	Col. of Charleston	66 54
												230	H	Dartmouth	69 53
												262	A	UNCW	71 57
												262	H	UNCW	66 60
												293	H	Towson	56 40
LAST 12 Division I GAMES:															
198	H	William & Mary	69 53	229	A	Col. of Charleston	46 49								
76	A	Hofstra	54 61	262	A	UNCW	71 57								
93	A	Elon	54 47	167	H	Delaware	47 43								
293	H	Towson	56 40	76	H	Hofstra	67 64								
262	H	UNCW	66 60	158	A	Northeastern	53 49								
37	H	James Madison	55 59	167	A	Delaware	54 53								

Non-Div I Games:

Drexel

Average RPI Win:	156	WON-LOST	WINNING	LAST 10	STRENGTH OF	OPP. STRENGTH	TEAM	ADJ.	CONF.	ADJ CONF.
Average RPI Loss:	33	RECORD	PCT. RANK	GAMES	SCHEDULE	OF SCHEDULE	RPI	RPI	RPI	RPI
DIV. I ONLY	19- 11	97	5- 5	25	38	51	51	4	4	
DIV. I NON-CONF.	11- 3	54	0- 0	45	67	27	27	5	5	
TOTALS	RPI 1-25	RPI 26-50	W-L RECORDS	RPI 51-100	RPI 101-150	RPI 150+				
19- 11	0- 7	1- 2	OVERALL	2- 1	10- 1	6- 0				
11- 5	0- 3	0- 1	HOME	2- 1	5- 0	4- 0				
5- 6	0- 4	1- 1	AWAY	0- 0	3- 1	1- 0				
3- 0	0- 0	0- 0	NEUTRAL	0- 0	2- 0	1- 0				
11- 3	0- 3	1- 0	NON-CONFERENCE	2- 0	3- 0	5- 0				
7- 1	0- 1	0- 0	HOME	2- 0	1- 0	4- 0				
1- 2	0- 2	1- 0	AWAY	0- 0	0- 0	0- 0				
3- 0	0- 0	0- 0	NEUTRAL	0- 0	2- 0	1- 0				
8- 8	0- 4	0- 2	CONFERENCE	0- 1	7- 1	1- 0				
4- 4	0- 2	0- 1	HOME	0- 1	4- 0	0- 0				
4- 4	0- 2	0- 1	AWAY	0- 0	3- 1	1- 0				
0- 0	0- 0	0- 0	NEUTRAL	0- 0	0- 0	0- 0				

RPI 1-25				RPI 26-50				RPI 51-100				Team's RPI: 51		RPI 101+			
RPI	S	Opponent	Score	RPI	S	Opponent	Score	RPI	S	Opponent	Score			RPI	S	Opponent	Score
1	H	Notre Dame	61 68	34	A	Miami (FL)	53 61	66	H	Army West Point	72 61			101	H	Virginia	67 52
4	A	South Carolina	55 66	35	A	Penn	57 50	73	H	Georgia Tech	59 64			108	A	Virginia Tech	66 62
12	A	Kentucky	61 71	49	H	North Carolina St.	62 65	75	H	Minnesota	84 64			110	N	Iowa St.	86 48
13	H	Florida St.	53 69											115	H	Boston College	71 51
14	A	Louisville	48 65											116	H	Liberty	79 41
16	A	Syracuse	50 86											130	A	Pittsburgh	70 48
17	H	Texas A&M	66 72											132	A	Wake Forest	58 64
														132	H	Wake Forest	95 68
														137	A	North Carolina	93 57
														137	H	North Carolina	71 55
														139	N	Idaho	74 68
														209	H	Massachusetts	70 46
														212	N	Texas St.	85 34
														250	A	Clemson	72 43
														262	H	UNCW	78 56
														301	H	Western Caro.	84 47
														325	H	Winthrop	78 50
LAST 12 Division I GAMES:																	
				137	A	North Carolina	93 57					101	H	Virginia	67 52		
				73	H	Georgia Tech	59 64					1	H	Notre Dame	61 68		
				108	A	Virginia Tech	66 62					130	A	Pittsburgh	70 48		
				132	A	Wake Forest	58 64					137	H	North Carolina	71 55		
				13	H	Florida St.	53 69					250	A	Clemson	72 43		
				34	A	Miami (FL)	53 61					115	H	Boston College	71 51		

Non-Div I Games:

Duke

■ Loss,
■ Non-Conf,
■ S Site,
■ H Home
■ A Away
N Neutral

Duquesne

Through Games Of Feb. 28, 2016

Average RPI Win:	171	WON-LOST	WINNING	LAST 10	STRENGTH OF	OPP. STRENGTH	TEAM	ADJ.	CONF.	ADJ CONF.
Average RPI Loss:	38	RECORD	PCT. RANK	GAMES	SCHEDULE	OF SCHEDULE	RPI	RPI	RPI	RPI
DIV. I ONLY	24- 4	17	8- 2	95	110	23	23	7	7	
DIV. I NON-CONF.	11- 1	16	0- 0	142	242	23	23	8	8	
TOTALS	RPI 1-25	RPI 26-50	W-L RECORDS	RPI 51-100	RPI 101-150	RPI 150+				
24- 4	0- 0	2- 3	OVERALL	6- 1	2- 0	14- 0				
11- 1	0- 0	2- 1	HOME	3- 0	0- 0	6- 0				
12- 3	0- 0	0- 2	AWAY	3- 1	2- 0	7- 0				
1- 0	0- 0	0- 0	NEUTRAL	0- 0	0- 0	1- 0				
11- 1	0- 0	1- 1	NON-CONFERENCE	2- 0	2- 0	6- 0				
4- 0	0- 0	1- 0	HOME	1- 0	0- 0	2- 0				
6- 1	0- 0	0- 1	AWAY	1- 0	2- 0	3- 0				
1- 0	0- 0	0- 0	NEUTRAL	0- 0	0- 0	1- 0				
13- 3	0- 0	1- 2	CONFERENCE	4- 1	0- 0	8- 0				
7- 1	0- 0	1- 1	HOME	2- 0	0- 0	4- 0				
6- 2	0- 0	0- 1	AWAY	2- 1	0- 0	4- 0				
0- 0	0- 0	0- 0	NEUTRAL	0- 0	0- 0	0- 0				

RPI S	Opponent	Score	RPI S	Opponent	Score	RPI S	Opponent	Score	RPI S	Opponent	Score
29	A St. Bonaventure	48 60	29	H St. Bonaventure	74 62	54	A Saint Louis	81 84	121	A Buffalo	79 62
31	A Princeton	66 94	31	H St. Bonaventure	74 62	56	H St. John's (NY)	76 57	130	A Pittsburgh	79 65
38	H George Washington	52 70	38	H Princeton	66 94	71	A Dayton	76 72	168	H Fordham	55 40
44	H Ohio	64 47	44	H George Washington	52 70	71	H Dayton	89 58	176	A Davidson	77 62
			44	H Ohio	64 47	74	A Central Mich.	68 49	183	A New Mexico	78 69
						84	A VCU	71 67	186	A George Mason	72 56
						99	H Saint Joseph's	73 59	199	A Richmond	65 44
									209	H Massachusetts	73 64
									215	N N.C. A&T	81 67
									216	A Rhode Island	79 70
									216	H Rhode Island	61 56
									276	H La Salle	74 49
									287	H UMES	95 59
									327	A Lafayette	73 65
									334	H Howard	86 62
									337	A Saint Peter's	63 38
LAST 12 Division I GAMES:											
29	A St. Bonaventure	48 60	176	A Davidson	77 62						
276	H La Salle	74 49	209	H Massachusetts	73 64						
71	A Dayton	76 72	84	A VCU	71 67						
54	A Saint Louis	81 84	199	A Richmond	65 44						
99	H Saint Joseph's	73 59	29	H St. Bonaventure	74 62						
216	H Rhode Island	61 56	38	H George Washington	52 70						

Non-Div I Games: Slippery Rock 79 54

Duquesne

Loss, Non-Conf, S Site, H Home A Away N Neutral

Average RPI Win: 243	WON-LOST	WINNING	LAST 10	STRENGTH OF	OPP. STRENGTH	TEAM	ADJ.	CONF.	ADJ CONF.
Average RPI Loss: 118	RECORD	PCT. RANK	GAMES	SCHEDULE	OF SCHEDULE	RPI	RPI	RPI	RPI
DIV. I ONLY	13- 13	166	5- 5	192	177	156	156	17	17
DIV. I NON-CONF.	5- 7	198	0- 0	166	127	154	154	15	15
TOTALS	RPI 1-25	RPI 26-50	W-L RECORDS	RPI 51-100	RPI 101-150	RPI 150+			
13- 13	0- 1	0- 2	OVERALL	0- 2	2- 5	11- 3			
7- 3	0- 0	0- 1	HOME	0- 0	1- 2	6- 0			
6- 10	0- 1	0- 1	AWAY	0- 2	1- 3	5- 3			
0- 0	0- 0	0- 0	NEUTRAL	0- 0	0- 0	0- 0			
5- 7	0- 1	0- 0	NON-CONFERENCE	0- 2	1- 2	4- 2			
3- 0	0- 0	0- 0	HOME	0- 0	1- 0	2- 0			
2- 7	0- 1	0- 0	AWAY	0- 2	0- 2	2- 2			
0- 0	0- 0	0- 0	NEUTRAL	0- 0	0- 0	0- 0			
8- 6	0- 0	0- 2	CONFERENCE	0- 0	1- 3	7- 1			
4- 3	0- 0	0- 1	HOME	0- 0	0- 2	4- 0			
4- 3	0- 0	0- 1	AWAY	0- 0	1- 1	3- 1			
0- 0	0- 0	0- 0	NEUTRAL	0- 0	0- 0	0- 0			

RPI 1-25				RPI 26-50				RPI 51-100				RPI 101+ Team's RPI: 156			
RPI	S	Opponent	Score	RPI	S	Opponent	Score	RPI	S	Opponent	Score	RPI	S	Opponent	Score
25	A	Tennessee	49 85	46	A	Chattanooga	42 66	79	A	Vanderbilt	39 65	109	A	Samford	47 55
				46	H	Chattanooga	57 65	93	A	Elon	38 50	109	H	Samford	51 56
												111	A	Mercer	55 53
												111	H	Mercer	45 61
												119	A	Iona	50 56
												132	A	Wake Forest	52 69
												136	H	UNC Asheville	74 68
												155	A	Old Dominion	56 52
												176	A	Davidson	65 58
												187	A	Eastern Ky.	41 64
												223	A	Furman	77 81
												223	H	Furman	68 64
												259	A	Appalachian St.	52 70
												265	H	Austin Peay	80 76
												268	H	Campbell	70 55
												301	A	Western Caro.	45 43
												301	H	Western Caro.	74 62
												302	A	Wofford	70 54
												302	H	Wofford	70 69
												310	A	UNCG	80 77
												310	H	UNCG	89 73
LAST 12 Division I GAMES:															
				46	A	Chattanooga	42 66	302	H	Wofford	70 69				
				109	H	Samford	51 56	46	H	Chattanooga	57 65				
				111	H	Mercer	45 61	111	A	Mercer	55 53				
				310	A	UNCG	80 77	109	A	Samford	47 55				
				301	A	Western Caro.	45 43	301	H	Western Caro.	74 62				
				223	H	Furman	68 64	310	H	UNCG	89 73				

Non-Div I Games: Armstrong St. 62 52 Lees-McRae 73 46 Brevard 69 46

ETSU

Loss, Non-Conf, S Site, H Home A Away N Neutral

East Carolina

Through Games Of Feb. 28, 2016

Average RPI Win:	245	WON-LOST	WINNING	LAST 10	STRENGTH OF	OPP. STRENGTH	TEAM	ADJ.	CONF.	ADJ CONF.
Average RPI Loss:	80	RECORD	PCT. RANK	GAMES	SCHEDULE	OF SCHEDULE	RPI	RPI	RPI	RPI
DIV. I ONLY	11- 18	247	2- 8	76	104	162	162	9	9	
DIV. I NON-CONF.	6- 6	160	0- 0	42	247	115	115	7	7	
TOTALS	RPI 1-25	RPI 26-50	W-L RECORDS	RPI 51-100	RPI 101-150	RPI 150+				
11- 18	0- 3	0- 4	OVERALL	0- 4	0- 4	11- 3				
4- 6	0- 1	0- 1	HOME	0- 2	0- 1	4- 1				
5- 7	0- 1	0- 1	AWAY	0- 2	0- 1	5- 2				
2- 5	0- 1	0- 2	NEUTRAL	0- 0	0- 2	2- 0				
6- 6	0- 1	0- 2	NON-CONFERENCE	0- 1	0- 2	6- 0				
2- 0	0- 0	0- 0	HOME	0- 0	0- 0	2- 0				
2- 1	0- 0	0- 0	AWAY	0- 1	0- 0	2- 0				
2- 5	0- 1	0- 2	NEUTRAL	0- 0	0- 2	2- 0				
5- 12	0- 2	0- 2	CONFERENCE	0- 3	0- 2	5- 3				
2- 6	0- 1	0- 1	HOME	0- 2	0- 1	2- 1				
3- 6	0- 1	0- 1	AWAY	0- 1	0- 1	3- 2				
0- 0	0- 0	0- 0	NEUTRAL	0- 0	0- 0	0- 0				

RPI 1-25				RPI 26-50				RPI 51-100				RPI 101+ Team's RPI: 162			
RPI	S	Opponent	Score	RPI	S	Opponent	Score	RPI	S	Opponent	Score	RPI	S	Opponent	Score
3	A	UConn	46 92	30	A	South Fla.	54 75	58	H	Temple	63 83	102	A	Memphis	83 93
3	H	UConn	41 84	30	H	South Fla.	59 61	65	A	Auburn	69 83	102	H	Memphis	78 79
4	N	South Carolina	57 88	44	N	Ohio	61 64	80	A	Tulane	73 78	117	N	Northwestern	75 78
				46	N	Chattanooga	61 72	80	H	Tulane	51 66	131	N	Creighton	66 91
												167	A	Delaware	68 58
												179	A	SMU	67 74
												182	N	Eastern Wash.	80 62
												184	A	Tulsa	79 81
												184	H	Tulsa	54 55
												211	N	UTRGV	70 59
												222	A	Cincinnati	77 55
												222	H	Cincinnati	63 60
												228	H	Presbyterian	84 57
												270	A	UCF	71 56
												282	A	Houston	68 59
												282	H	Houston	76 70
												312	H	Alcorn	87 58
												314	A	A&M-Corpus Christi	82 46
LAST 12 Division I GAMES:															
102	A	Memphis	83 93	3	A	UConn	46 92								
222	A	Cincinnati	77 55	184	H	Tulsa	54 55								
3	H	UConn	41 84	58	H	Temple	63 83								
282	A	Houston	68 59	80	A	Tulane	73 78								
102	H	Memphis	78 79	222	H	Cincinnati	63 60								
179	A	SMU	67 74	30	A	South Fla.	54 75								

Non-Div I Games:

East Carolina

Loss, Non-Conf, S Site, H Home A Away N Neutral

Average RPI Win:	201	WON-LOST	WINNING	LAST 10	STRENGTH OF	OPP. STRENGTH	TEAM	ADJ.	CONF.	ADJ CONF.
Average RPI Loss:	199	RECORD	PCT. RANK	GAMES	SCHEDULE	OF SCHEDULE	RPI	RPI	RPI	RPI
DIV. I ONLY	3- 25	340	2- 8	224	280	338	338	24	24	
DIV. I NON-CONF.	1- 11	336	0- 0	162	312	322	322	24	24	
TOTALS	RPI 1-25	RPI 26-50	W-L RECORDS	RPI 51-100	RPI 101-150	RPI 150+				
3- 25	0- 0	0- 0	OVERALL	0- 4	1- 4	2- 17				
3- 10	0- 0	0- 0	HOME	0- 1	1- 2	2- 7				
0- 15	0- 0	0- 0	AWAY	0- 3	0- 2	0- 10				
0- 0	0- 0	0- 0	NEUTRAL	0- 0	0- 0	0- 0				
1- 11	0- 0	0- 0	NON-CONFERENCE	0- 1	1- 2	0- 8				
1- 4	0- 0	0- 0	HOME	0- 0	1- 1	0- 3				
0- 7	0- 0	0- 0	AWAY	0- 1	0- 1	0- 5				
0- 0	0- 0	0- 0	NEUTRAL	0- 0	0- 0	0- 0				
2- 14	0- 0	0- 0	CONFERENCE	0- 3	0- 2	2- 9				
2- 6	0- 0	0- 0	HOME	0- 1	0- 1	2- 4				
0- 8	0- 0	0- 0	AWAY	0- 2	0- 1	0- 5				
0- 0	0- 0	0- 0	NEUTRAL	0- 0	0- 0	0- 0				

RPI S	Opponent	Score	RPI S	Opponent	Score	RPI S	Opponent	Score	RPI S	Opponent	Score	Team's RPI: 338
						54	A Saint Louis	47 78	102	A Memphis	49 80	
						89	A UT Martin	52 91	114	H IUPUI	77 71	
						89	H UT Martin	39 65	147	A SIUE	75 87	
						91	A Belmont	61 89	147	H SIUE	56 66	
									150	H Milwaukee	71 82	
									175	H Loyola Chicago	75 86	
									187	H Eastern Ky.	56 75	
									192	H Stetson	66 68	
									217	A Indiana St.	42 60	
									222	A Cincinnati	57 70	
									224	A Southeast Mo. St.	52 82	
									224	H Southeast Mo. St.	64 59	
									231	H Western Ill.	69 92	
									232	A Ill.-Chicago	54 66	
									252	A Northern Ill.	63 79	
									253	H Tennessee St.	53 62	
									256	A Omaha	67 76	
									265	A Austin Peay	45 80	
									265	H Austin Peay	64 56	
									267	A Murray St.	56 66	
									267	H Murray St.	71 74	
									278	A Tennessee Tech	74 81	
									295	A Jacksonville St.	52 60	
									305	H Morehead St.	77 85	
LAST 12 Division I GAMES:												
147	H SIUE	56 66	147	A SIUE	75 87							
89	A UT Martin	52 91	267	A Murray St.	56 66							
224	A Southeast Mo. St.	52 82	265	A Austin Peay	45 80							
267	H Murray St.	71 74	89	H UT Martin	39 65							
265	H Austin Peay	64 56	305	H Morehead St.	77 85							
224	H Southeast Mo. St.	64 59	187	H Eastern Ky.	56 75							

Non-Div I Games:

Eastern Ill.

■ Loss,
■ Non-Conf,
■ S Site,
■ H Home
■ A Away
N Neutral

Average RPI Win:	257	WON-LOST	WINNING	LAST 10	STRENGTH OF	OPP. STRENGTH	TEAM	ADJ.	CONF.	ADJ CONF.
Average RPI Loss:	151	RECORD	PCT. RANK	GAMES	SCHEDULE	OF SCHEDULE	RPI	RPI	RPI	RPI
DIV. I ONLY	14- 11	138	6- 4	266	256	187	187	24	24	
DIV. I NON-CONF.	4- 5	193	0- 0	153	178	170	170	24	24	
TOTALS	RPI 1-25	RPI 26-50	W-L RECORDS	RPI 51-100	RPI 101-150	RPI 150+				
14- 11	0- 0	0- 2	OVERALL	1- 3	0- 2	13- 4				
7- 4	0- 0	0- 0	HOME	1- 1	0- 1	6- 2				
6- 6	0- 0	0- 1	AWAY	0- 2	0- 1	6- 2				
1- 1	0- 0	0- 1	NEUTRAL	0- 0	0- 0	1- 0				
4- 5	0- 0	0- 2	NON-CONFERENCE	0- 1	0- 1	4- 1				
2- 1	0- 0	0- 0	HOME	0- 0	0- 1	2- 0				
1- 3	0- 0	0- 1	AWAY	0- 1	0- 0	1- 1				
1- 1	0- 0	0- 1	NEUTRAL	0- 0	0- 0	1- 0				
10- 6	0- 0	0- 0	CONFERENCE	1- 2	0- 1	9- 3				
5- 3	0- 0	0- 0	HOME	1- 1	0- 0	4- 2				
5- 3	0- 0	0- 0	AWAY	0- 1	0- 1	5- 1				
0- 0	0- 0	0- 0	NEUTRAL	0- 0	0- 0	0- 0				

RPI S	Opponent	Score	RPI S	Opponent	Score	RPI S	Opponent	Score	RPI S	Opponent	Score	Team's RPI: 187
42	A Western Ky.	60 76	49	N North Carolina St.	62 73	89	H UT Martin	70 61	105	H Wright St.	69 71	
						91	A Belmont	61 72	147	A SIUE	74 89	
						91	H Belmont	51 65	156	H ETSU	64 41	
						96	A Missouri St.	63 87	199	A Richmond	62 81	
									224	H Southeast Mo. St.	56 55	
									253	A Tennessee St.	70 66	
									253	H Tennessee St.	78 67	
									261	N Saint Francis (PA)	88 82	
									265	A Austin Peay	66 94	
									267	H Murray St.	72 60	
									274	A Miami (OH)	77 72	
									278	A Tennessee Tech	71 67	
									278	H Tennessee Tech	72 77	
									295	A Jacksonville St.	76 50	
									295	H Jacksonville St.	54 56	
									301	H Western Caro.	91 62	
									305	A Morehead St.	89 77	
									305	H Morehead St.	100 93	
									338	A Eastern Ill.	75 56	
LAST 12 Division I GAMES:												
278	A	Tennessee Tech	71	67	253	A	Tennessee St.	70	66			
91	H	Belmont	51	65	305	H	Morehead St.	100	93			
305	A	Morehead St.	89	77	295	H	Jacksonville St.	54	56			
295	A	Jacksonville St.	76	50	278	H	Tennessee Tech	72	77			
253	H	Tennessee St.	78	67	267	H	Murray St.	72	60			
91	A	Belmont	61	72	147	A	SIUE	74	89			

Non-Div I Games: Cincinnati Christian 112 34 Davis & Elkins 73 58

Eastern Ky.

Loss, Non-Conf, S Site, H Home A Away N Neutral

Average RPI Win:	185	WON-LOST	WINNING	LAST 10	STRENGTH OF	OPP. STRENGTH	TEAM	ADJ.	CONF.	ADJ CONF.
Average RPI Loss:	92	RECORD	PCT. RANK	GAMES	SCHEDULE	OF SCHEDULE	RPI	RPI	RPI	RPI
DIV. I ONLY	16- 9	92	6- 4	87	138	86	86	11	11	
DIV. I NON-CONF.	7- 2	57	0- 0	107	157	43	43	13	13	
TOTALS	RPI 1-25	RPI 26-50	W-L RECORDS	RPI 51-100	RPI 101-150	RPI 150+				
16- 9	0- 1	0- 1	OVERALL	2- 4	7- 2	7- 1				
8- 4	0- 0	0- 1	HOME	1- 2	4- 1	3- 0				
8- 4	0- 1	0- 0	AWAY	1- 1	3- 1	4- 1				
0- 1	0- 0	0- 0	NEUTRAL	0- 1	0- 0	0- 0				
7- 2	0- 1	0- 0	NON-CONFERENCE	2- 1	2- 0	3- 0				
3- 0	0- 0	0- 0	HOME	1- 0	1- 0	1- 0				
4- 1	0- 1	0- 0	AWAY	1- 0	1- 0	2- 0				
0- 1	0- 0	0- 0	NEUTRAL	0- 1	0- 0	0- 0				
9- 7	0- 0	0- 1	CONFERENCE	0- 3	5- 2	4- 1				
5- 4	0- 0	0- 1	HOME	0- 2	3- 1	2- 0				
4- 3	0- 0	0- 0	AWAY	0- 1	2- 1	2- 1				
0- 0	0- 0	0- 0	NEUTRAL	0- 0	0- 0	0- 0				

RPI 1-25				RPI 26-50				RPI 51-100 Team's RPI: 86				RPI 101+			
RPI	S	Opponent	Score	RPI	S	Opponent	Score	RPI	S	Opponent	Score	RPI	S	Opponent	Score
12	A	Kentucky	67 89	44	H	Ohio	64 71	63	A	Ball St.	54 76	104	A	Toledo	58 46
								63	H	Ball St.	63 67	104	H	Toledo	59 41
								68	H	Michigan	64 63	121	A	Buffalo	70 55
								71	N	Abilene Christian	59 83	121	H	Buffalo	67 56
								74	H	Central Mich.	65 66	124	A	Akron	72 75
								100	A	Harvard	85 81	124	H	Akron	65 68
												138	H	Western Mich.	70 66
												145	H	Oral Roberts	77 69
												149	A	Detroit	85 68
												211	H	UTRGV	78 56
												252	A	Northern Ill.	87 80
												252	H	Northern Ill.	84 60
												254	A	Monmouth	78 68
												257	A	Bowling Green	63 67
												274	A	Miami (OH)	70 46
												321	H	Kent St.	72 51
												343	A	Air Force	72 59
LAST 12 Division I GAMES:															
				63	H	Ball St.	63 67					74	H	Central Mich.	65 66
				104	A	Toledo	58 46					124	A	Akron	72 75
				252	H	Northern Ill.	84 60					257	A	Bowling Green	63 67
				121	A	Buffalo	70 55					104	H	Toledo	59 41
				274	A	Miami (OH)	70 46					63	A	Ball St.	54 76
				138	H	Western Mich.	70 66					321	H	Kent St.	72 51

Non-Div I Games: Madonna 104 45 Hillsdale 94 77

Eastern Mich.

Loss, Non-Conf, S Site, H Home A Away N Neutral

Average RPI Win: 237	WON-LOST	WINNING	LAST 10	STRENGTH OF	OPP. STRENGTH	TEAM	ADJ.	CONF.	ADJ CONF.
Average RPI Loss: 149	RECORD	PCT. RANK	GAMES	SCHEDULE	OF SCHEDULE	RPI	RPI	RPI	RPI
DIV. I ONLY	18- 9	77	7- 3	329	164	182	182	20	20
DIV. I NON-CONF.	5- 6	180	0- 0	311	209	266	266	23	23
TOTALS	RPI 1-25	RPI 26-50	W-L RECORDS	RPI 51-100	RPI 101-150	RPI 150+			
18- 9	0- 0	0- 0	OVERALL	0- 1	4- 4	14- 4			
11- 3	0- 0	0- 0	HOME	0- 1	3- 0	8- 2			
7- 3	0- 0	0- 0	AWAY	0- 0	1- 1	6- 0			
0- 3	0- 0	0- 0	NEUTRAL	0- 0	0- 2	0- 1			
5- 6	0- 0	0- 0	NON-CONFERENCE	0- 1	0- 3	5- 2			
3- 2	0- 0	0- 0	HOME	0- 1	0- 0	3- 1			
2- 1	0- 0	0- 0	AWAY	0- 0	0- 1	2- 0			
0- 3	0- 0	0- 0	NEUTRAL	0- 0	0- 2	0- 1			
13- 3	0- 0	0- 0	CONFERENCE	0- 0	4- 1	9- 2			
8- 1	0- 0	0- 0	HOME	0- 0	3- 0	5- 1			
5- 2	0- 0	0- 0	AWAY	0- 0	1- 1	4- 1			
0- 0	0- 0	0- 0	NEUTRAL	0- 0	0- 0	0- 0			

RPI S	Opponent	Score	RPI S	Opponent	Score	RPI S	Opponent	Score	RPI S	Opponent	Score	Team's RPI: 182
						71	H Abilene Christian	60 72	103	A Gonzaga	56 78	
									112	A North Dakota	69 72	
									112	H North Dakota	60 57	
									117	N Northwestern	70 74	
									131	N Creighton	60 66	
									139	A Idaho	74 66	
									139	H Idaho	84 70	
									141	H Montana St.	81 69	
									151	H Boise St.	79 84	
									162	N East Carolina	62 80	
									172	H Montana	67 65	
									174	A Sacramento St.	100 83	
									174	H Sacramento St.	91 94	
									185	A Northern Colo.	66 57	
									185	H Northern Colo.	59 55	
									204	H Utah Valley	68 64	
									288	A Wichita St.	67 62	
									291	A Northern Ariz.	81 71	
									291	H Northern Ariz.	72 65	
									299	H CSUN	70 59	
									318	A Portland St.	79 81	
									318	H Portland St.	70 57	
									328	A Southern Utah	85 82	
									328	H Southern Utah	64 53	
									336	A Cal St. Fullerton	68 57	
									343	H Air Force	65 44	
LAST 12 Division I GAMES:												
139	H Idaho	84 70	291	H Northern Ariz.	72 65							
318	H Portland St.	70 57	174	A Sacramento St.	100 83							
174	H Sacramento St.	91 94	318	A Portland St.	79 81							
185	A Northern Colo.	66 57	172	H Montana	67 65							
112	A North Dakota	69 72	141	H Montana St.	81 69							
328	H Southern Utah	64 53	291	A Northern Ariz.	81 71							

Non-Div I Games: Eastern Ore. 64 40

Eastern Wash.

■ Loss,
 ■ Non-Conf,
 ■ S Site,
 ■ Home
 ■ A Away
 N Neutral

Average RPI Win: 192	WON-LOST	WINNING	LAST 10	STRENGTH OF	OPP. STRENGTH	TEAM	ADJ.	CONF.	ADJ CONF.
Average RPI Loss: 102	RECORD	PCT. RANK	GAMES	SCHEDULE	OF SCHEDULE	RPI	RPI	RPI	RPI
DIV. I ONLY	16- 11	117	6- 4	108	111	93	93	13	13
DIV. I NON-CONF.	6- 4	125	0- 0	57	83	51	51	10	10
TOTALS	RPI 1-25	RPI 26-50	W-L RECORDS	RPI 51-100	RPI 101-150	RPI 150+			
16- 11	0- 1	1- 3	OVERALL	2- 3	0- 1	13- 3			
9- 3	0- 0	0- 1	HOME	2- 1	0- 0	7- 1			
7- 8	0- 1	1- 2	AWAY	0- 2	0- 1	6- 2			
0- 0	0- 0	0- 0	NEUTRAL	0- 0	0- 0	0- 0			
6- 4	0- 1	1- 1	NON-CONFERENCE	1- 0	0- 1	4- 1			
3- 0	0- 0	0- 0	HOME	1- 0	0- 0	2- 0			
3- 4	0- 1	1- 1	AWAY	0- 0	0- 1	2- 1			
0- 0	0- 0	0- 0	NEUTRAL	0- 0	0- 0	0- 0			
10- 7	0- 0	0- 2	CONFERENCE	1- 3	0- 0	9- 2			
6- 3	0- 0	0- 1	HOME	1- 1	0- 0	5- 1			
4- 4	0- 0	0- 1	AWAY	0- 2	0- 0	4- 1			
0- 0	0- 0	0- 0	NEUTRAL	0- 0	0- 0	0- 0			

RPI 1-25				RPI 26-50				RPI 51-100 Team's RPI: 93				RPI 101+			
RPI	S	Opponent	Score	RPI	S	Opponent	Score	RPI	S	Opponent	Score	RPI	S	Opponent	Score
4	A	South Carolina	63 78	28	A	West Virginia	57 67	76	A	Hofstra	49 59	116	A	Liberty	63 72
				37	A	James Madison	72 73	76	H	Hofstra	61 60	156	H	ETSU	50 38
				37	H	James Madison	76 81	78	A	Drexel	31 74	158	A	Northeastern	56 54
				49	A	North Carolina St.	69 66	78	H	Drexel	47 54	158	H	Northeastern	61 67
								82	H	Charlotte	90 83	167	A	Delaware	66 64
												167	H	Delaware	62 45
												198	H	William & Mary	73 51
												220	A	Navy	70 73
												223	A	Furman	65 55
												229	A	Col. of Charleston	54 38
												229	H	Col. of Charleston	52 41
												248	H	High Point	80 69
												262	A	UNCW	67 60
												262	H	UNCW	70 53
												280	A	American	62 54
												293	A	Towson	78 85
												293	H	Towson	80 58
LAST 12 Division I GAMES:															
				37	A	James Madison	72 73	167	A	Delaware	66 64				
				167	H	Delaware	62 45	198	H	William & Mary	73 51				
				78	H	Drexel	47 54	76	A	Hofstra	49 59				
				229	A	Col. of Charleston	54 38	158	A	Northeastern	56 54				
				158	H	Northeastern	61 67	262	H	UNCW	70 53				
				293	H	Towson	80 58	229	H	Col. of Charleston	52 41				

Non-Div I Games: Lenoir-Rhyne 67 29

Elon

Average RPI Win:	286	WON-LOST	WINNING	LAST 10	STRENGTH OF	OPP. STRENGTH	TEAM	ADJ.	CONF.	ADJ CONF.
Average RPI Loss:	179	RECORD	PCT. RANK	GAMES	SCHEDULE	OF SCHEDULE	RPI	RPI	RPI	RPI
DIV. I ONLY	2- 25	345	0- 10	204	246	331	331	21	21	
DIV. I NON-CONF.	1- 10	330	0- 0	97	296	277	277	17	17	
TOTALS	RPI 1-25	RPI 26-50	W-L RECORDS	RPI 51-100	RPI 101-150	RPI 150+				
2- 25	0- 0	0- 0	OVERALL	0- 6	0- 6	2- 13				
1- 10	0- 0	0- 0	HOME	0- 3	0- 2	1- 5				
1- 13	0- 0	0- 0	AWAY	0- 2	0- 3	1- 8				
0- 2	0- 0	0- 0	NEUTRAL	0- 1	0- 1	0- 0				
1- 10	0- 0	0- 0	NON-CONFERENCE	0- 4	0- 2	1- 4				
0- 4	0- 0	0- 0	HOME	0- 2	0- 1	0- 1				
1- 4	0- 0	0- 0	AWAY	0- 1	0- 0	1- 3				
0- 2	0- 0	0- 0	NEUTRAL	0- 1	0- 1	0- 0				
1- 15	0- 0	0- 0	CONFERENCE	0- 2	0- 4	1- 9				
1- 6	0- 0	0- 0	HOME	0- 1	0- 1	1- 4				
0- 9	0- 0	0- 0	AWAY	0- 1	0- 3	0- 5				
0- 0	0- 0	0- 0	NEUTRAL	0- 0	0- 0	0- 0				

RPI 1-25			RPI 26-50			RPI 51-100			RPI 101+			Team's RPI: 331
RPI	S	Opponent	Score	RPI	S	Opponent	Score	RPI	S	Opponent	Score	
								63	H	Ball St.	53	73
								67	N	Santa Clara	44	62
								89	H	UT Martin	48	75
								90	A	Nebraska	40	85
								96	A	Missouri St.	70	77
								96	H	Missouri St.	47	66

Non-Div I Games:

Evansville

Average RPI Win: 213	WON-LOST	WINNING	LAST 10	STRENGTH OF	OPP. STRENGTH	TEAM	ADJ.	CONF.	ADJ CONF.
Average RPI Loss: 73	RECORD	PCT. RANK	GAMES	SCHEDULE	OF SCHEDULE	RPI	RPI	RPI	RPI
DIV. I ONLY	25- 4	15	10- 0	173	223	61	61	29	29
DIV. I NON-CONF.	11- 4	76	0- 0	58	77	53	53	28	28
TOTALS	RPI 1-25	RPI 26-50	W-L RECORDS	RPI 51-100	RPI 101-150	RPI 150+			
25- 4	0- 0	1- 3	OVERALL	3- 0	5- 0	16- 1			
11- 2	0- 0	0- 1	HOME	3- 0	1- 0	7- 1			
12- 0	0- 0	1- 0	AWAY	0- 0	2- 0	9- 0			
2- 2	0- 0	0- 2	NEUTRAL	0- 0	2- 0	0- 0			
11- 4	0- 0	1- 3	NON-CONFERENCE	3- 0	3- 0	4- 1			
4- 2	0- 0	0- 1	HOME	3- 0	0- 0	1- 1			
5- 0	0- 0	1- 0	AWAY	0- 0	1- 0	3- 0			
2- 2	0- 0	0- 2	NEUTRAL	0- 0	2- 0	0- 0			
14- 0	0- 0	0- 0	CONFERENCE	0- 0	2- 0	12- 0			
7- 0	0- 0	0- 0	HOME	0- 0	1- 0	6- 0			
7- 0	0- 0	0- 0	AWAY	0- 0	1- 0	6- 0			
0- 0	0- 0	0- 0	NEUTRAL	0- 0	0- 0	0- 0			

RPI 1-25				RPI 26-50				RPI 51-100				Team's RPI: 61		RPI 101+			
RPI	S	Opponent	Score	RPI	S	Opponent	Score	RPI	S	Opponent	Score			RPI	S	Opponent	Score
				27	N	Mississippi St.	60 65	65	H	Auburn	52 45	124	A	Akron		82 64	
				38	A	George Washington	64 60	83	H	Quinnipiac	71 70	125	N	Arizona		57 55	
				39	H	Arkansas St.	48 62	100	H	Harvard	74 65	138	N	Western Mich.		60 42	
				44	N	Ohio	57 69					146	A	Jacksonville		59 55	
												146	H	Jacksonville		58 39	
												180	H	Fla. Atlantic		55 62	
												192	A	Stetson		60 47	
												192	H	Stetson		61 48	
												205	H	Hartford		64 44	
												208	A	USC Upstate		56 44	
												208	H	USC Upstate		54 43	
												215	A	N.C. A&T		60 36	
												258	A	Providence		50 41	
												289	A	Kennesaw St.		78 47	
												289	H	Kennesaw St.		63 41	
												309	A	FIU		81 53	
												324	A	North Florida		65 38	
												324	H	North Florida		75 50	
												332	A	Lipscomb		71 39	
												332	H	Lipscomb		91 52	
												345	A	NJIT		53 32	
												345	H	NJIT		70 37	
LAST 12 Division I GAMES:																	
				192	A	Stetson	60 47	324	H	North Florida	75 50						
				332	H	Lipscomb	91 52	146	H	Jacksonville	58 39						
				289	H	Kennesaw St.	63 41	324	A	North Florida	65 38						
				208	A	USC Upstate	56 44	289	A	Kennesaw St.	78 47						
				345	A	NJIT	53 32	332	A	Lipscomb	71 39						
				146	A	Jacksonville	59 55	345	H	NJIT	70 37						

Non-Div I Games: St. Thomas (FL) 86 33

FGCU

■ Loss,
 ■ Non-Conf,
 ■ S Site,
 ■ Home
 ■ Away
 N Neutral

Average RPI Win:	255	WON-LOST	WINNING	LAST 10	STRENGTH OF	OPP. STRENGTH	TEAM	ADJ.	CONF.	ADJ CONF.
Average RPI Loss:	150	RECORD	PCT. RANK	GAMES	SCHEDULE	OF SCHEDULE	RPI	RPI	RPI	RPI
DIV. I ONLY	4- 23	327	2- 8	168	131	309	309	12	12	
DIV. I NON-CONF.	2- 9	296	0- 0	262	224	330	330	11	11	
TOTALS	RPI 1-25	RPI 26-50	W-L RECORDS	RPI 51-100	RPI 101-150	RPI 150+				
4- 23	0- 2	0- 2	OVERALL	0- 4	1- 2	3- 13				
3- 13	0- 1	0- 1	HOME	0- 3	1- 1	2- 7				
1- 10	0- 0	0- 0	AWAY	0- 0	0- 1	1- 1				
0- 0	0- 0	0- 0	NEUTRAL	0- 0	0- 0	0- 0				
2- 9	0- 0	0- 1	NON-CONFERENCE	0- 2	0- 2	2- 4				
2- 5	0- 0	0- 0	HOME	0- 2	0- 1	2- 2				
0- 4	0- 0	0- 1	AWAY	0- 0	0- 1	0- 2				
0- 0	0- 0	0- 0	NEUTRAL	0- 0	0- 0	0- 0				
2- 14	0- 2	0- 1	CONFERENCE	0- 2	1- 0	1- 9				
1- 8	0- 1	0- 1	HOME	0- 1	1- 0	0- 5				
1- 6	0- 1	0- 0	AWAY	0- 1	0- 0	1- 4				
0- 0	0- 0	0- 0	NEUTRAL	0- 0	0- 0	0- 0				

RPI 1-25				RPI 26-50				RPI 51-100				RPI 101+ Team's RPI: 309			
RPI	S	Opponent	Score	RPI	S	Opponent	Score	RPI	S	Opponent	Score	RPI	S	Opponent	Score
22	A	UTEP	52 70	34	A	Miami (FL)	55 83	61	H	FGCU	53 81	132	H	Wake Forest	53 57
22	H	UTEP	57 69	42	H	Western Ky.	69 71	62	H	Middle Tenn.	62 85	146	A	Jacksonville	44 80
								82	A	Charlotte	74 87	148	H	UAB	72 61
								95	H	Marquette	83 95	152	H	Marshall	58 65
												154	A	Southern Miss.	55 82
												155	A	Old Dominion	49 84
												171	A	Louisiana Tech	63 82
												180	A	Fla. Atlantic	82 87
												180	H	Fla. Atlantic	52 63
												216	H	Rhode Island	50 68
												221	H	Rice	62 68
												236	H	North Texas	40 58
												260	A	UTSA	59 54
												260	H	UTSA	52 63
												270	A	UCF	72 89
												272	A	Cleveland St.	57 64
												288	H	Wichita St.	62 76
												294	H	Florida A&M	81 65
												317	H	UMass Lowell	71 68
LAST 12 Division I GAMES:															
180	H	Fla. Atlantic	52 63	148	H	UAB	72 61								
221	H	Rice	62 68	155	A	Old Dominion	49 84								
236	H	North Texas	40 58	82	A	Charlotte	74 87								
260	A	UTSA	59 54	22	H	UTEP	57 69								
22	A	UTEP	52 70	260	H	UTSA	52 63								
62	H	Middle Tenn.	62 85	154	A	Southern Miss.	55 82								

Non-Div I Games:

FIU

■ Loss,
 ■ Non-Conf,
 ■ S Site,
 ■ H Home
 ■ A Away
 N Neutral

Average RPI Win:	247	WON-LOST	WINNING	LAST 10	STRENGTH OF	OPP. STRENGTH	TEAM	ADJ.	CONF.	ADJ CONF.
Average RPI Loss:	151	RECORD	PCT. RANK	GAMES	SCHEDULE	OF SCHEDULE	RPI	RPI	RPI	RPI
DIV. I ONLY	16- 13	145	7- 3	229	247	191	191	22	22	
DIV. I NON-CONF.	5- 4	138	0- 0	110	227	148	148	22	22	
TOTALS	RPI 1-25	RPI 26-50	W-L RECORDS	RPI 51-100	RPI 101-150	RPI 150+				
16- 13	0- 0	0- 0	OVERALL	1- 5	0- 2	15- 6				
10- 6	0- 0	0- 0	HOME	1- 3	0- 1	9- 2				
6- 7	0- 0	0- 0	AWAY	0- 2	0- 1	6- 4				
0- 0	0- 0	0- 0	NEUTRAL	0- 0	0- 0	0- 0				
5- 4	0- 0	0- 0	NON-CONFERENCE	1- 3	0- 0	4- 1				
4- 2	0- 0	0- 0	HOME	1- 2	0- 0	3- 0				
1- 2	0- 0	0- 0	AWAY	0- 1	0- 0	1- 1				
0- 0	0- 0	0- 0	NEUTRAL	0- 0	0- 0	0- 0				
11- 9	0- 0	0- 0	CONFERENCE	0- 2	0- 2	11- 5				
6- 4	0- 0	0- 0	HOME	0- 1	0- 1	6- 2				
5- 5	0- 0	0- 0	AWAY	0- 1	0- 1	5- 3				
0- 0	0- 0	0- 0	NEUTRAL	0- 0	0- 0	0- 0				

RPI S	Opponent	Score	RPI S	Opponent	Score	RPI S	Opponent	Score	RPI S	Opponent	Score	Team's RPI: 191
						52	H Albany (NY)	50 62	119	A Iona	53 69	
						56	A St. John's (NY)	54 73	119	H Iona	46 56	
						76	H Hofstra	53 67	159	A Cornell	35 59	
						83	A Quinnipiac	58 83	170	A Marist	63 64	
						83	H Quinnipiac	55 64	170	H Marist	57 72	
						100	H Harvard	67 50	201	H Sacred Heart	61 50	
									207	A Canisius	51 50	
									207	H Canisius	52 48	
									227	A Siena	71 51	
									227	H Siena	67 55	
									241	A Loyola Maryland	71 45	
									245	A Manhattan	59 57	
									245	H Manhattan	55 70	
									254	A Monmouth	68 60	
									254	H Monmouth	80 70	
									276	H La Salle	62 59	
									281	A Rider	55 39	
									281	H Rider	63 56	
									297	A Niagara	55 56	
									297	H Niagara	61 43	
									313	H IPFW	74 62	
									337	A Saint Peter's	46 56	
									337	H Saint Peter's	76 49	
LAST 12 Division I GAMES:												
			83	A Quinnipiac	58 83		227	H Siena	67 55			
			119	A Iona	53 69		297	H Niagara	61 43			
			170	A Marist	63 64		254	A Monmouth	68 60			
			227	A Siena	71 51		281	H Rider	63 56			
			254	H Monmouth	80 70		207	H Canisius	52 48			
			337	H Saint Peter's	76 49		83	H Quinnipiac	55 64			

Non-Div I Games:

Fairfield

Average RPI Win:	289	WON-LOST	WINNING	LAST 10	STRENGTH OF	OPP. STRENGTH	TEAM	ADJ.	CONF.	ADJ CONF.
Average RPI Loss:	222	RECORD	PCT. RANK	GAMES	SCHEDULE	OF SCHEDULE	RPI	RPI	RPI	RPI
DIV. I ONLY	11- 19	256	5- 5	325	333	315	315	30	30	
DIV. I NON-CONF.	3- 10	277	0- 0	257	244	321	321	32	32	
TOTALS	RPI 1-25	RPI 26-50	W-L RECORDS	RPI 51-100	RPI 101-150	RPI 150+				
11- 19	0- 0	0- 1	OVERALL	0- 1	0- 2	11- 15				
8- 8	0- 0	0- 0	HOME	0- 0	0- 0	8- 8				
2- 9	0- 0	0- 1	AWAY	0- 1	0- 1	2- 6				
1- 2	0- 0	0- 0	NEUTRAL	0- 0	0- 1	1- 1				
3- 10	0- 0	0- 1	NON-CONFERENCE	0- 1	0- 2	3- 6				
2- 5	0- 0	0- 0	HOME	0- 0	0- 0	2- 5				
0- 3	0- 0	0- 1	AWAY	0- 1	0- 1	0- 0				
1- 2	0- 0	0- 0	NEUTRAL	0- 0	0- 1	1- 1				
8- 9	0- 0	0- 0	CONFERENCE	0- 0	0- 0	8- 9				
6- 3	0- 0	0- 0	HOME	0- 0	0- 0	6- 3				
2- 6	0- 0	0- 0	AWAY	0- 0	0- 0	2- 6				
0- 0	0- 0	0- 0	NEUTRAL	0- 0	0- 0	0- 0				

RPI 1-25			RPI 26-50			RPI 51-100			RPI 101+ Team's RPI: 315		
RPI	S	Opponent	Score	RPI	S	Opponent	Score	RPI	S	Opponent	Score
				28	A	West Virginia	42 91	86	A	Bucknell	62 72
								119	N	Iona	54 77
								137	A	North Carolina	46 64
								163	N	Yale	58 77
								201	A	Sacred Heart	61 72
								201	H	Sacred Heart	65 80
								210	A	Robert Morris	83 68
								210	H	Robert Morris	60 52
								214	H	Brown	48 63
								227	H	Siena	65 81
								235	H	Columbia	83 87
								238	H	Bryant	41 70
								242	N	Grand Canyon	74 68
								245	H	Manhattan	78 85
								254	H	Monmouth	81 75
								261	A	Saint Francis (PA)	67 87
								261	H	Saint Francis (PA)	73 72
								284	A	Central Conn. St.	59 71
								284	H	Central Conn. St.	75 78
								317	H	UMass Lowell	67 78
								319	A	Mt. St. Mary's	55 71
								319	H	Mt. St. Mary's	66 53
								326	A	LIU Brooklyn	62 65
								326	H	LIU Brooklyn	75 58
								335	A	St. Francis Brooklyn	78 88
								335	H	St. Francis Brooklyn	65 61
								337	H	Saint Peter's	73 52
LAST 12 Division I GAMES:											
				284	A	Central Conn. St.	59 71				
				342	H	Wagner	75 67				
				201	H	Sacred Heart	65 80				
				319	A	Mt. St. Mary's	55 71				
				210	H	Robert Morris	60 52				
				335	A	St. Francis Brooklyn	78 88				
				342	A	Wagner	73 57				
				261	H	Saint Francis (PA)	73 72				
				326	A	LIU Brooklyn	62 65				
				326	H	LIU Brooklyn	75 58				
				319	H	Mt. St. Mary's	66 53				
				261	A	Saint Francis (PA)	67 87				

Non-Div I Games:

Fairleigh Dickinson

■ Loss,
 ■ Non-Conf,
 ■ S Site,
 ■ H Home
 ■ A Away
 N Neutral

RPI	S	Opponent	Score	
342	A	Wagner	73	57
342	H	Wagner	75	67

F
a
i
r
l
e
i
g
h
D
i
c
k
i
n
s
o
n

F
a
i
r
l
e
i
g
h
D
i
c
k
i
n
s
o
n

Fairleigh Dickinson

Average RPI Win:	227	WON-LOST	WINNING	LAST 10	STRENGTH OF	OPP. STRENGTH	TEAM	ADJ.	CONF.	ADJ CONF.
Average RPI Loss:	115	RECORD	PCT. RANK	GAMES	SCHEDULE	OF SCHEDULE	RPI	RPI	RPI	RPI
DIV. I ONLY	12- 14	196	3- 7	106	174	180	180	12	12	
DIV. I NON-CONF.	7- 3	91	0- 0	47	319	66	66	11	11	
TOTALS	RPI 1-25	RPI 26-50	W-L RECORDS	RPI 51-100	RPI 101-150	RPI 150+				
12- 14	0- 2	0- 2	OVERALL	1- 3	2- 1	9- 6				
9- 6	0- 1	0- 1	HOME	0- 2	2- 1	7- 1				
2- 8	0- 1	0- 1	AWAY	1- 1	0- 0	1- 5				
1- 0	0- 0	0- 0	NEUTRAL	0- 0	0- 0	1- 0				
7- 3	0- 0	0- 1	NON-CONFERENCE	1- 1	2- 0	4- 1				
5- 1	0- 0	0- 0	HOME	0- 1	2- 0	3- 0				
1- 2	0- 0	0- 1	AWAY	1- 0	0- 0	0- 1				
1- 0	0- 0	0- 0	NEUTRAL	0- 0	0- 0	1- 0				
5- 11	0- 2	0- 1	CONFERENCE	0- 2	0- 1	5- 5				
4- 5	0- 1	0- 1	HOME	0- 1	0- 1	4- 1				
1- 6	0- 1	0- 0	AWAY	0- 1	0- 0	1- 4				
0- 0	0- 0	0- 0	NEUTRAL	0- 0	0- 0	0- 0				

RPI 1-25				RPI 26-50				RPI 51-100				RPI 101+ Team's RPI: 180			
RPI	S	Opponent	Score	RPI	S	Opponent	Score	RPI	S	Opponent	Score	RPI	S	Opponent	Score
22	A	UTEP	47 75	42	H	Western Ky.	62 81	57	H	South Dakota	53 76	124	H	Akron	91 77
22	H	UTEP	66 78	43	A	Kansas St.	53 102	61	A	FGCU	62 55	148	H	UAB	62 67
								62	H	Middle Tenn.	73 83	150	H	Milwaukee	71 67
								82	A	Charlotte	79 85	152	H	Marshall	84 73
												154	A	Southern Miss.	80 89
												155	A	Old Dominion	45 85
												171	A	Louisiana Tech	62 65
												172	A	Montana	69 83
												221	H	Rice	54 75
												236	H	North Texas	71 61
												253	N	Tennessee St.	69 64
												260	A	UTSA	54 57
												260	H	UTSA	64 51
												264	H	Bethune-Cookman	82 60
												274	H	Miami (OH)	68 65
												309	A	FIU	63 52
												309	H	FIU	87 82
												329	H	Delaware St.	83 55
LAST 12 Division I GAMES:															
309	A	FIU	63 52	62	H	Middle Tenn.	73 83								
236	H	North Texas	71 61	82	A	Charlotte	79 85								
221	H	Rice	54 75	155	A	Old Dominion	45 85								
22	A	UTEP	47 75	260	H	UTSA	64 51								
260	A	UTSA	54 57	22	H	UTEP	66 78								
148	H	UAB	62 67	171	A	Louisiana Tech	62 65								

Non-Div I Games: Keiser 74 52

Fla. Atlantic

■ Loss,
 ■ Non-Conf, S Site,
 ■ Home
 ■ Away
 N Neutral

Average RPI Win:	133	WON-LOST	WINNING	LAST 10	STRENGTH OF	OPP. STRENGTH	TEAM	ADJ.	CONF.	ADJ CONF.
Average RPI Loss:	35	RECORD	PCT. RANK	GAMES	SCHEDULE	OF SCHEDULE	RPI	RPI	RPI	RPI
DIV. I ONLY	22- 7	45	6- 4	53	25	18	18	2	2	
DIV. I NON-CONF.	12- 1	9	0- 0	137	99	17	17	2	2	
TOTALS	RPI 1-25	RPI 26-50	W-L RECORDS	RPI 51-100	RPI 101-150	RPI 150+				
22- 7	4- 1	2- 4	OVERALL	3- 2	4- 0	9- 0				
13- 2	3- 0	2- 2	HOME	2- 0	2- 0	4- 0				
7- 5	1- 1	0- 2	AWAY	0- 2	2- 0	4- 0				
2- 0	0- 0	0- 0	NEUTRAL	1- 0	0- 0	1- 0				
12- 1	1- 0	2- 0	NON-CONFERENCE	1- 1	0- 0	8- 0				
7- 0	1- 0	2- 0	HOME	0- 0	0- 0	4- 0				
3- 1	0- 0	0- 0	AWAY	0- 1	0- 0	3- 0				
2- 0	0- 0	0- 0	NEUTRAL	1- 0	0- 0	1- 0				
10- 6	3- 1	0- 4	CONFERENCE	2- 1	4- 0	1- 0				
6- 2	2- 0	0- 2	HOME	2- 0	2- 0	0- 0				
4- 4	1- 1	0- 2	AWAY	0- 1	2- 0	1- 0				
0- 0	0- 0	0- 0	NEUTRAL	0- 0	0- 0	0- 0				

RPI	S	Opponent	Score	RPI	S	Opponent	Score	RPI	S	Opponent	Score	RPI	S	Opponent	Score
4	A	South Carolina	71 86	26	A	Georgia	63 74	58	A	Temple	91 97	118	A	LSU	82 56
12	H	Kentucky	85 79	26	H	Georgia	61 71	63	N	Ball St.	85 79	118	H	LSU	53 45
13	H	Florida St.	82 72	27	H	Mississippi St.	70 76	65	A	Auburn	58 80	134	A	Arkansas	71 66
17	H	Texas A&M	83 81	39	H	Arkansas St.	76 72	65	H	Auburn	56 49	144	H	Alabama	80 72
25	A	Tennessee	74 66	41	A	Missouri	64 79	79	H	Vanderbilt	79 67	173	A	Ole Miss	85 65
				49	H	North Carolina St.	79 72					177	A	Wisconsin	91 75
												189	A	Colorado	83 61
												197	A	South Ala.	72 60
												210	H	Robert Morris	79 52
												261	H	Saint Francis (PA)	122 65
												270	N	UCF	93 79
												289	H	Kennesaw St.	84 57
												292	H	Savannah St.	99 34
LAST 12 Division I GAMES:															
65	H	Auburn	56 49	17	H	Texas A&M	83 81								
118	A	LSU	82 56	12	H	Kentucky	85 79								
26	A	Georgia	63 74	134	A	Arkansas	71 66								
79	H	Vanderbilt	79 67	41	A	Missouri	64 79								
65	A	Auburn	58 80	144	H	Alabama	80 72								
4	A	South Carolina	71 86	118	H	LSU	53 45								

Non-Div I Games:

Florida

Average RPI Win:	288	WON-LOST	WINNING	LAST 10	STRENGTH OF	OPP. STRENGTH	TEAM	ADJ.	CONF.	ADJ CONF.
Average RPI Loss:	233	RECORD	PCT. RANK	GAMES	SCHEDULE	OF SCHEDULE	RPI	RPI	RPI	RPI
DIV. I ONLY	13- 13	166	5- 4	348	319	294	294	31	31	
DIV. I NON-CONF.	4- 7	222	0- 0	345	138	318	318	30	30	
TOTALS	RPI 1-25	RPI 26-50	W-L RECORDS	RPI 51-100	RPI 101-150	RPI 150+				
13- 13	0- 0	0- 0	OVERALL	0- 1	0- 2	13- 10				
6- 5	0- 0	0- 0	HOME	0- 0	0- 1	6- 4				
5- 7	0- 0	0- 0	AWAY	0- 1	0- 1	5- 5				
2- 1	0- 0	0- 0	NEUTRAL	0- 0	0- 0	2- 1				
4- 7	0- 0	0- 0	NON-CONFERENCE	0- 1	0- 2	4- 4				
1- 2	0- 0	0- 0	HOME	0- 0	0- 1	1- 1				
1- 4	0- 0	0- 0	AWAY	0- 1	0- 1	1- 2				
2- 1	0- 0	0- 0	NEUTRAL	0- 0	0- 0	2- 1				
9- 6	0- 0	0- 0	CONFERENCE	0- 0	0- 0	9- 6				
5- 3	0- 0	0- 0	HOME	0- 0	0- 0	5- 3				
4- 3	0- 0	0- 0	AWAY	0- 0	0- 0	4- 3				
0- 0	0- 0	0- 0	NEUTRAL	0- 0	0- 0	0- 0				

RPI 1-25			RPI 26-50			RPI 51-100			RPI 101+ Team's RPI: 294		
RPI	S	Opponent	Score	RPI	S	Opponent	Score	RPI	S	Opponent	Score
						55 A Southern California	45 88	111 H Mercer		50 54	
								137 A North Carolina		58 94	
								165 A Hampton		66 59	
								190 N UC Davis		61 58	
								215 A N.C. A&T		51 80	
								215 H N.C. A&T		66 70	
								249 H Morgan St.		62 67	
								250 A Clemson		77 68	
								255 H Coppin St.		79 73	
								264 A Bethune-Cookman		60 67	
								264 H Bethune-Cookman		53 48	
								270 A UCF		55 93	
								287 A UMES		47 61	
								289 H Kennesaw St.		69 67	
								292 H Savannah St.		59 38	
								301 N Western Caro.		53 69	
								306 H Southeastern La.		57 62	
								308 H South Carolina St.		62 68	
								309 A FIU		65 81	
								329 H Delaware St.		86 56	
								330 N New Orleans		71 60	
								334 A Howard		64 53	
								347 A Norfolk St.		83 67	
								348 A N.C. Central		69 54	
								348 H N.C. Central		55 45	
LAST 12 Division I GAMES:											
287	A	UMES	47 61	348	H	N.C. Central	55 45				
215	H	N.C. A&T	66 70	264	A	Bethune-Cookman	60 67				
264	H	Bethune-Cookman	53 48	334	A	Howard	64 53				
348	A	N.C. Central	69 54	255	H	Coppin St.	79 73				
215	A	N.C. A&T	51 80	249	H	Morgan St.	62 67				
329	H	Delaware St.	86 56	165	A	Hampton	66 59				

Non-Div I Games: Clark Atlanta 98 88 Fla. Memorial 66 62

Florida A&M

Loss, Non-Conf, S Site, H Home A Away N Neutral

Average RPI Win:	139	WON-LOST	WINNING	LAST 10	STRENGTH OF	OPP. STRENGTH	TEAM	ADJ.	CONF.	ADJ CONF.
Average RPI Loss:	10	RECORD	PCT. RANK	GAMES	SCHEDULE	OF SCHEDULE	RPI	RPI	RPI	RPI
DIV. I ONLY	23- 6	30	8- 2	22	41	13	13	4	4	
DIV. I NON-CONF.	10- 3	61	0- 0	36	96	28	28	5	5	
TOTALS	RPI 1-25	RPI 26-50	W-L RECORDS	RPI 51-100	RPI 101-150	RPI 150+				
23- 6	0- 6	3- 0	OVERALL	5- 0	9- 0	6- 0				
15- 1	0- 1	1- 0	HOME	4- 0	7- 0	3- 0				
7- 4	0- 4	2- 0	AWAY	1- 0	2- 0	2- 0				
1- 1	0- 1	0- 0	NEUTRAL	0- 0	0- 0	1- 0				
10- 3	0- 3	0- 0	NON-CONFERENCE	3- 0	3- 0	4- 0				
8- 0	0- 0	0- 0	HOME	3- 0	3- 0	2- 0				
1- 2	0- 2	0- 0	AWAY	0- 0	0- 0	1- 0				
1- 1	0- 1	0- 0	NEUTRAL	0- 0	0- 0	1- 0				
13- 3	0- 3	3- 0	CONFERENCE	2- 0	6- 0	2- 0				
7- 1	0- 1	1- 0	HOME	1- 0	4- 0	1- 0				
6- 2	0- 2	2- 0	AWAY	1- 0	2- 0	1- 0				
0- 0	0- 0	0- 0	NEUTRAL	0- 0	0- 0	0- 0				

RPI	S	Opponent	Score
1	H	Notre Dame	66 73
3	N	UConn	49 73
8	A	Arizona St.	56 68
14	A	Louisville	69 79
16	A	Syracuse	73 83
18	A	Florida	72 82

RPI	S	Opponent	Score
34	A	Miami (FL)	69 58
34	H	Miami (FL)	70 67
49	A	North Carolina St.	56 52

RPI	S	Opponent	Score
51	A	Duke	69 53
53	H	Rutgers	65 43
58	H	Temple	75 47
73	H	Georgia Tech	75 69
80	H	Tulane	78 72

RPI	S	Opponent	Score
101	H	Virginia	70 48
108	H	Virginia Tech	68 50
111	H	Mercer	79 36
115	H	Boston College	75 42
130	A	Pittsburgh	66 55
132	A	Wake Forest	96 55
137	H	North Carolina	94 63
146	H	Jacksonville	77 60
148	H	UAB	84 44
225	N	Sam Houston St.	94 37
250	A	Clemson	85 40
250	H	Clemson	75 56
267	H	Murray St.	101 59
324	H	North Florida	80 28
326	A	LIU Brooklyn	78 42

LAST 12 Division I GAMES:

34	H	Miami (FL)	70 67	250	H	Clemson	75 56
49	A	North Carolina St.	56 52	108	H	Virginia Tech	68 50
1	H	Notre Dame	66 73	132	A	Wake Forest	96 55
16	A	Syracuse	73 83	34	A	Miami (FL)	69 58
137	H	North Carolina	94 63	101	H	Virginia	70 48
51	A	Duke	69 53	130	A	Pittsburgh	66 55

Non-Div I Games:

Florida St.

Average RPI Win:	210	WON-LOST	WINNING	LAST 10	STRENGTH OF	OPP. STRENGTH	TEAM	ADJ.	CONF.	ADJ CONF.
Average RPI Loss:	87	RECORD	PCT. RANK	GAMES	SCHEDULE	OF SCHEDULE	RPI	RPI	RPI	RPI
DIV. I ONLY	13- 16	205	5- 5	100	92	168	168	7	7	
DIV. I NON-CONF.	5- 8	209	0- 0	165	144	226	226	8	8	
TOTALS	RPI 1-25	RPI 26-50	W-L RECORDS	RPI 51-100	RPI 101-150	RPI 150+				
13- 16	0- 2	2- 3	OVERALL	1- 6	0- 2	10- 3				
11- 4	0- 0	2- 0	HOME	1- 3	0- 0	8- 1				
2- 10	0- 0	0- 2	AWAY	0- 1	0- 0	2- 0				
0- 2	0- 1	0- 0	NEUTRAL	0- 0	0- 1	0- 0				
5- 8	0- 1	0- 2	NON-CONFERENCE	0- 2	0- 2	5- 1				
4- 3	0- 0	0- 0	HOME	0- 2	0- 0	4- 1				
1- 3	0- 0	0- 2	AWAY	0- 0	0- 1	1- 0				
0- 2	0- 1	0- 0	NEUTRAL	0- 0	0- 1	0- 0				
8- 8	0- 1	2- 1	CONFERENCE	1- 4	0- 0	5- 2				
7- 1	0- 0	2- 0	HOME	1- 1	0- 0	4- 0				
1- 7	0- 1	0- 1	AWAY	0- 3	0- 0	1- 2				
0- 0	0- 0	0- 0	NEUTRAL	0- 0	0- 0	0- 0				

RPI	S	Opponent	Score	RPI	S	Opponent	Score	RPI	S	Opponent	Score	RPI	S	Opponent	Score	Team's RPI: 168
16	N	Syracuse	54 76	29	A	St. Bonaventure	41 55	54	H	Saint Louis	49 51	127	A	Penn St.	59 75	
23	A	Duquesne	40 55	29	H	St. Bonaventure	77 68	58	H	Temple	44 57	141	N	Texas Tech	48 62	
				31	A	Princeton	44 55	71	A	Dayton	55 77	167	H	Delaware	48 55	
				36	A	Seton Hall	54 66	79	H	Vanderbilt	40 53	176	A	Davidson	51 69	
				38	H	George Washington	76 69	84	A	VCU	51 61	176	H	Davidson	51 40	
								99	A	Saint Joseph's	51 61	186	H	George Mason	66 54	
								99	H	Saint Joseph's	47 40	199	A	Richmond	48 52	
												209	A	Massachusetts	60 55	
												216	H	Rhode Island	50 42	
												245	A	Manhattan	60 49	
												276	H	La Salle	54 44	
												284	H	Central Conn. St.	63 48	
												314	H	A&M-Corpus Christi	67 49	
												327	H	Lafayette	61 49	
												329	H	Delaware St.	74 58	
LAST 12 Division I GAMES:																
71	A	Dayton	55 77	209	A	Massachusetts	60 55									
29	H	St. Bonaventure	77 68	38	H	George Washington	76 69									
54	H	Saint Louis	49 51	216	H	Rhode Island	50 42									
199	A	Richmond	48 52	84	A	VCU	51 61									
276	H	La Salle	54 44	176	A	Davidson	51 69									
99	A	Saint Joseph's	51 61	99	H	Saint Joseph's	47 40									

Non-Div I Games:

Fordham

■ Loss,
 ■ Non-Conf,
 S Site,
 ■ Home
 ■ Away
 N Neutral

Average RPI Win:	234	WON-LOST	WINNING	LAST 10	STRENGTH OF	OPP. STRENGTH	TEAM	ADJ.	CONF.	ADJ CONF.
Average RPI Loss:	107	RECORD	PCT. RANK	GAMES	SCHEDULE	OF SCHEDULE	RPI	RPI	RPI	RPI
DIV. I ONLY	16- 9	92	8- 2	206	165	126	126	19	19	
DIV. I NON-CONF.	2- 7	280	0- 0	18	50	172	172	20	20	
TOTALS	RPI 1-25	RPI 26-50	W-L RECORDS	RPI 51-100	RPI 101-150	RPI 150+				
16- 9	0- 0	0- 4	OVERALL	0- 2	0- 0	16- 3				
8- 4	0- 0	0- 2	HOME	0- 1	0- 0	8- 1				
7- 5	0- 0	0- 2	AWAY	0- 1	0- 0	7- 2				
1- 0	0- 0	0- 0	NEUTRAL	0- 0	0- 0	1- 0				
2- 7	0- 0	0- 4	NON-CONFERENCE	0- 2	0- 0	2- 1				
1- 3	0- 0	0- 2	HOME	0- 1	0- 0	1- 0				
0- 4	0- 0	0- 2	AWAY	0- 1	0- 0	0- 1				
1- 0	0- 0	0- 0	NEUTRAL	0- 0	0- 0	1- 0				
14- 2	0- 0	0- 0	CONFERENCE	0- 0	0- 0	14- 2				
7- 1	0- 0	0- 0	HOME	0- 0	0- 0	7- 1				
7- 1	0- 0	0- 0	AWAY	0- 0	0- 0	7- 1				
0- 0	0- 0	0- 0	NEUTRAL	0- 0	0- 0	0- 0				

RPI 1-25				RPI 26-50				RPI 51-100				RPI 101+				Team's RPI: 126	
RPI	S	Opponent	Score	RPI	S	Opponent	Score	RPI	S	Opponent	Score	RPI	S	Opponent	Score		
				32	H	Washington	79 89	77	H	San Diego	68 72	151	H	Boise St.	62 57		
				38	H	George Washington	53 61	81	A	Utah	63 78	158	N	Northeastern	69 55		
				48	A	UC Riverside	68 86					183	A	New Mexico	69 65		
				50	A	St. Mary's (CA)	81 83					183	H	New Mexico	51 43		
												193	A	Cal Poly	60 64		
												194	A	San Jose St.	59 54		
												194	H	San Jose St.	64 66		
												203	A	UNLV	57 52		
												203	H	UNLV	58 54		
												218	A	Utah St.	67 61		
												219	H	CSU Bakersfield	57 52		
												237	A	Wyoming	49 42		
												237	H	Wyoming	64 52		
												247	A	San Diego St.	54 65		
												247	H	San Diego St.	54 49		
												316	A	Nevada	67 59		
												316	H	Nevada	65 56		
												343	A	Air Force	63 48		
												343	H	Air Force	70 46		
LAST 12 Division I GAMES:																	
				183	H	New Mexico	51 43	203	A	UNLV	57 52						
				343	A	Air Force	63 48	194	H	San Jose St.	64 66						
				218	A	Utah St.	67 61	237	A	Wyoming	49 42						
				237	H	Wyoming	64 52	343	H	Air Force	70 46						
				316	H	Nevada	65 56	247	H	San Diego St.	54 49						
				247	A	San Diego St.	54 65	194	A	San Jose St.	59 54						

Non-Div I Games: Fresno Pacific 78 33 Stanislaus St. 72 49

Fresno St.

■ Loss,
 ■ Non-Conf, S Site,
 ■ Home
 ■ Away
 N Neutral

Average RPI Win: 273	WON-LOST	WINNING	LAST 10	STRENGTH OF	OPP. STRENGTH	TEAM	ADJ.	CONF.	ADJ CONF.
Average RPI Loss: 128	RECORD	PCT. RANK	GAMES	SCHEDULE	OF SCHEDULE	RPI	RPI	RPI	RPI
DIV. I ONLY	12- 15	209	4- 6	251	213	223	223	17	17
DIV. I NON-CONF.	5- 8	209	0- 0	253	265	239	239	15	15
TOTALS	RPI 1-25	RPI 26-50	W-L RECORDS	RPI 51-100	RPI 101-150	RPI 150+			
12- 15	0- 0	0- 3	OVERALL	0- 2	0- 6	12- 4			
7- 5	0- 0	0- 1	HOME	0- 1	0- 2	7- 1			
5- 10	0- 0	0- 0	AWAY	0- 1	0- 1	5- 0			
0- 0	0- 0	0- 0	NEUTRAL	0- 0	0- 0	0- 0			
5- 8	0- 0	0- 1	NON-CONFERENCE	0- 2	0- 2	5- 3			
3- 2	0- 0	0- 0	HOME	0- 1	0- 0	3- 1			
2- 6	0- 0	0- 1	AWAY	0- 1	0- 2	2- 2			
0- 0	0- 0	0- 0	NEUTRAL	0- 0	0- 0	0- 0			
7- 7	0- 0	0- 2	CONFERENCE	0- 0	0- 4	7- 1			
4- 3	0- 0	0- 1	HOME	0- 0	0- 2	4- 0			
3- 4	0- 0	0- 1	AWAY	0- 0	0- 2	3- 1			
0- 0	0- 0	0- 0	NEUTRAL	0- 0	0- 0	0- 0			

RPI S	Opponent	Score	RPI S	Opponent	Score	RPI S	Opponent	Score	RPI S	Opponent	Score	Team's RPI: 223
26	A Georgia	39 77	84	A VCU	45 67	108	A Virginia Tech	30 59				
46	A Chattanooga	46 61	93	H Elon	55 65	109	A Samford	63 77				
46	H Chattanooga	50 56				109	H Samford	45 58				
						111	A Mercer	62 64				
						111	H Mercer	50 61				
						136	A UNC Asheville	71 84				
						156	A ETSU	64 68				
						156	H ETSU	81 77				
						176	H Davidson	51 69				
						199	A Richmond	69 62				
						208	A USC Upstate	75 63				
						250	H Clemson	70 49				
						259	A Appalachian St.	78 92				
						301	A Western Caro.	83 76				
						301	H Western Caro.	71 56				
						302	A Wofford	70 61				
						302	H Wofford	70 64				
						308	H South Carolina St.	59 46				
						310	A UNCG	75 59				
						310	H UNCG	85 71				
						325	H Winthrop	71 52				
						348	A N.C. Central	61 66				
LAST 12 Division I GAMES:												
111	A Mercer	62 64	46	A Chattanooga	46 61							
109	A Samford	63 77	111	H Mercer	50 61							
301	H Western Caro.	71 56	109	H Samford	45 58							
310	H UNCG	85 71	310	A UNCG	75 59							
302	H Wofford	70 64	301	A Western Caro.	83 76							
156	A ETSU	64 68	302	A Wofford	70 61							

Non-Div I Games: Converse 89 52 North Greenville 69 39

Furman

Ga. Southern

Through Games Of Feb. 28, 2016

Average RPI Win:	260	WON-LOST	WINNING	LAST 10	STRENGTH OF	OPP. STRENGTH	TEAM	ADJ.	CONF.	ADJ CONF.
Average RPI Loss:	171	RECORD	PCT. RANK	GAMES	SCHEDULE	OF SCHEDULE	RPI	RPI	RPI	RPI
DIV. I ONLY	7- 20	292	1- 9	196	258	290	290	15	15	
DIV. I NON-CONF.	3- 6	234	0- 0	221	346	268	268	14	14	
TOTALS	RPI 1-25	RPI 26-50	W-L RECORDS	RPI 51-100	RPI 101-150	RPI 150+				
7- 20	0- 0	0- 3	OVERALL	0- 0	0- 6	7- 11				
4- 10	0- 0	0- 1	HOME	0- 0	0- 3	4- 6				
3- 9	0- 0	0- 2	AWAY	0- 0	0- 3	3- 4				
0- 1	0- 0	0- 0	NEUTRAL	0- 0	0- 0	0- 1				
3- 6	0- 0	0- 1	NON-CONFERENCE	0- 0	0- 1	3- 4				
2- 2	0- 0	0- 0	HOME	0- 0	0- 0	2- 2				
1- 3	0- 0	0- 1	AWAY	0- 0	0- 1	1- 1				
0- 1	0- 0	0- 0	NEUTRAL	0- 0	0- 0	0- 1				
4- 14	0- 0	0- 2	CONFERENCE	0- 0	0- 5	4- 7				
2- 8	0- 0	0- 1	HOME	0- 0	0- 3	2- 4				
2- 6	0- 0	0- 1	AWAY	0- 0	0- 2	2- 3				
0- 0	0- 0	0- 0	NEUTRAL	0- 0	0- 0	0- 0				

RPI S	Opponent	Score	RPI S	Opponent	Score	RPI S	Opponent	Score	RPI S	Opponent	Score	Team's RPI: 290
26	A Georgia	28 75	39	A Arkansas St.	54 77		111	A Mercer	50 62			
39	H Arkansas St.	52 79					120	A Little Rock	36 69			
							120	H Little Rock	45 50			
							133	H La.-Lafayette	39 56			
							143	A UT Arlington	31 70			
							143	H UT Arlington	41 53			
							169	A Troy	68 84			
							169	H Troy	66 81			
							192	A Stetson	57 79			
							197	A South Ala.	45 48			
							197	H South Ala.	57 43			
							210	H Robert Morris	49 64			
							212	A Texas St.	56 61			
							212	H Texas St.	78 64			
							259	A Appalachian St.	65 50			
							259	H Appalachian St.	62 68			
							264	N Bethune-Cookman	49 65			
							269	A Georgia St.	61 50			
							269	H Georgia St.	60 61			
							277	H La.-Monroe	49 50			
							292	A Savannah St.	64 48			
							295	H Jacksonville St.	60 56			
							298	H Charleston So.	64 51			
							332	H Lipscomb	55 66			
LAST 12 Division I GAMES:												
259	H Appalachian St.	62 68	212	H Texas St.	78 64							
269	H Georgia St.	60 61	143	H UT Arlington	41 53							
120	H Little Rock	45 50	39	A Arkansas St.	54 77							
39	H Arkansas St.	52 79	120	A Little Rock	36 69							
197	A South Ala.	45 48	259	A Appalachian St.	65 50							
169	A Troy	68 84	269	A Georgia St.	61 50							

Non-Div I Games:

Ga. Southern

■ Loss,
 ■ Non-Conf,
 ■ S Site,
 ■ Home
 ■ A Away
 N Neutral

Average RPI Win:	241	WON-LOST	WINNING	LAST 10	STRENGTH OF	OPP. STRENGTH	TEAM	ADJ.	CONF.	ADJ CONF.
Average RPI Loss:	204	RECORD	PCT. RANK	GAMES	SCHEDULE	OF SCHEDULE	RPI	RPI	RPI	RPI
DIV. I ONLY	17- 10	98	6- 4	302	275	188	188	28	28	
DIV. I NON-CONF.	4- 4	160	0- 0	331	115	278	278	29	29	
TOTALS	RPI 1-25	RPI 26-50	W-L RECORDS	RPI 51-100	RPI 101-150	RPI 150+				
17- 10	0- 0	0- 0	OVERALL	0- 0	4- 3	13- 7				
12- 2	0- 0	0- 0	HOME	0- 0	2- 0	10- 2				
5- 5	0- 0	0- 0	AWAY	0- 0	2- 1	3- 4				
0- 3	0- 0	0- 0	NEUTRAL	0- 0	0- 2	0- 1				
4- 4	0- 0	0- 0	NON-CONFERENCE	0- 0	1- 2	3- 2				
3- 1	0- 0	0- 0	HOME	0- 0	0- 0	3- 1				
1- 0	0- 0	0- 0	AWAY	0- 0	1- 0	0- 0				
0- 3	0- 0	0- 0	NEUTRAL	0- 0	0- 2	0- 1				
13- 6	0- 0	0- 0	CONFERENCE	0- 0	3- 1	10- 5				
9- 1	0- 0	0- 0	HOME	0- 0	2- 0	7- 1				
4- 5	0- 0	0- 0	AWAY	0- 0	1- 1	3- 4				
0- 0	0- 0	0- 0	NEUTRAL	0- 0	0- 0	0- 0				

RPI 1-25			RPI 26-50			RPI 51-100			RPI 101+ Team's RPI: 188		
RPI	S	Opponent	Score	RPI	S	Opponent	Score	RPI	S	Opponent	Score
								116	A	Liberty	51 73
								116	H	Liberty	61 57
								125	N	Arizona	60 79
								136	A	UNC Asheville	58 56
								136	H	UNC Asheville	57 51
								137	A	North Carolina	66 65
								138	N	Western Mich.	44 71
								161	H	Pacific	77 84
								179	N	SMU	61 69
								200	A	Radford	51 54
								200	H	Radford	54 50
								228	A	Presbyterian	53 60
								228	H	Presbyterian	51 40
								248	A	High Point	79 72
								248	H	High Point	82 70
								268	A	Campbell	70 35
								268	H	Campbell	68 56
								271	A	Coastal Caro.	61 51
								271	H	Coastal Caro.	56 59
								289	H	Kennesaw St.	70 56
								298	A	Charleston So.	63 66
								298	H	Charleston So.	63 55
								302	H	Wofford	64 61
								310	H	UNCG	59 57
								320	H	Longwood	67 42
								325	A	Winthrop	62 81
LAST 12 Division I GAMES:											
271	A	Coastal Caro.	61 51	325	H	Winthrop	70 52				
136	H	UNC Asheville	57 51	268	H	Campbell	68 56				
298	A	Charleston So.	63 66	228	A	Presbyterian	53 60				
228	H	Presbyterian	51 40	116	A	Liberty	51 73				
248	A	High Point	79 72	200	H	Radford	54 50				
200	A	Radford	51 54	320	H	Longwood	67 42				

Non-Div I Games: Montreat 84 49 Bluefield Col. 64 51

Gardner-Webb

Loss, Non-Conf, S Site, H Home A Away N Neutral

RPI	S	Opponent	Score
325	H	Winthrop	70 52

G
a
r
d
n
e
r
-
W
e
b
b

G
a
r
d
n
e
r
-
W
e
b
b

Gardner-Webb

George Mason

Through Games Of Feb. 28, 2016

Average RPI Win:	200	WON-LOST	WINNING	LAST 10	STRENGTH OF	OPP. STRENGTH	TEAM	ADJ.	CONF.	ADJ CONF.
Average RPI Loss:	100	RECORD	PCT. RANK	GAMES	SCHEDULE	OF SCHEDULE	RPI	RPI	RPI	RPI
DIV. I ONLY	11- 18	247	3- 7	104	91	186	186	7	7	
DIV. I NON-CONF.	5- 8	209	0- 0	255	112	241	241	8	8	
TOTALS	RPI 1-25	RPI 26-50	W-L RECORDS	RPI 51-100	RPI 101-150	RPI 150+				
11- 18	0- 1	0- 4	OVERALL	3- 6	0- 2	8- 5				
7- 5	0- 1	0- 1	HOME	2- 2	0- 0	5- 1				
2- 12	0- 0	0- 2	AWAY	1- 4	0- 2	1- 4				
2- 1	0- 0	0- 1	NEUTRAL	0- 0	0- 0	2- 0				
5- 8	0- 0	0- 1	NON-CONFERENCE	0- 3	0- 2	5- 2				
3- 1	0- 0	0- 0	HOME	0- 1	0- 0	3- 0				
0- 6	0- 0	0- 0	AWAY	0- 2	0- 2	0- 2				
2- 1	0- 0	0- 1	NEUTRAL	0- 0	0- 0	2- 0				
6- 10	0- 1	0- 3	CONFERENCE	3- 3	0- 0	3- 3				
4- 4	0- 1	0- 1	HOME	2- 1	0- 0	2- 1				
2- 6	0- 0	0- 2	AWAY	1- 2	0- 0	1- 2				
0- 0	0- 0	0- 0	NEUTRAL	0- 0	0- 0	0- 0				

RPI 1-25				RPI 26-50				RPI 51-100				RPI 101+				Team's RPI: 186	
RPI	S	Opponent	Score	RPI	S	Opponent	Score	RPI	S	Opponent	Score	RPI	S	Opponent	Score		
23	H	Duquesne	56 72	29	A	St. Bonaventure	55 70	54	A	Saint Louis	73 63	108	A	Virginia Tech	63 80		
				38	A	George Washington	68 82	54	H	Saint Louis	50 61	125	A	Arizona	60 68		
				38	H	George Washington	66 73	65	A	Auburn	59 88	167	H	Delaware	90 83		
				42	N	Western Ky.	58 84	71	A	Dayton	58 81	168	A	Fordham	54 66		
								81	A	Utah	62 74	176	A	Davidson	63 68		
								84	A	VCU	34 65	184	N	Tulsa	64 63		
								84	H	VCU	70 54	199	H	Richmond	50 57		
								94	H	Georgetown	57 63	200	A	Radford	63 66		
								99	H	Saint Joseph's	55 41	203	A	UNLV	59 67		
												209	H	Massachusetts	64 59		
												216	A	Rhode Island	68 65		
												275	N	Pepperdine	71 63		
												276	H	La Salle	79 70		
												293	H	Towson	88 76		
												343	H	Air Force	69 52		
LAST 12 Division I GAMES:																	
				38	H	George Washington	66 73					176	A	Davidson	63 68		
				84	A	VCU	34 65					209	H	Massachusetts	64 59		
				199	H	Richmond	50 57					54	H	Saint Louis	50 61		
				216	A	Rhode Island	68 65					38	A	George Washington	68 82		
				71	A	Dayton	58 81					84	H	VCU	70 54		
				99	H	Saint Joseph's	55 41					29	A	St. Bonaventure	55 70		

Non-Div I Games:

George Mason

■ Loss,
 ■ Non-Conf,
 ■ S Site,
 ■ H Home
 ■ A Away
 N Neutral

Average RPI Win:	154	WON-LOST	WINNING	LAST 10	STRENGTH OF	OPP. STRENGTH	TEAM	ADJ.	CONF.	ADJ CONF.
Average RPI Loss:	76	RECORD	PCT. RANK	GAMES	SCHEDULE	OF SCHEDULE	RPI	RPI	RPI	RPI
DIV. I ONLY	23- 6	30	7- 3	85	79	38	38	7	7	
DIV. I NON-CONF.	10- 3	61	0- 0	82	70	47	47	8	8	
TOTALS	RPI 1-25	RPI 26-50	W-L RECORDS	RPI 51-100	RPI 101-150	RPI 150+				
23- 6	1- 1	1- 1	OVERALL	5- 2	3- 1	13- 1				
12- 2	0- 0	1- 0	HOME	2- 2	1- 0	8- 0				
9- 3	1- 1	0- 1	AWAY	2- 0	2- 0	4- 1				
2- 1	0- 0	0- 0	NEUTRAL	1- 0	0- 1	1- 0				
10- 3	0- 1	1- 0	NON-CONFERENCE	1- 1	3- 1	5- 0				
5- 1	0- 0	1- 0	HOME	0- 1	1- 0	3- 0				
3- 1	0- 1	0- 0	AWAY	0- 0	2- 0	1- 0				
2- 1	0- 0	0- 0	NEUTRAL	1- 0	0- 1	1- 0				
13- 3	1- 0	0- 1	CONFERENCE	4- 1	0- 0	8- 1				
7- 1	0- 0	0- 0	HOME	2- 1	0- 0	5- 0				
6- 2	1- 0	0- 1	AWAY	2- 0	0- 0	3- 1				
0- 0	0- 0	0- 0	NEUTRAL	0- 0	0- 0	0- 0				

RPI 1-25				RPI 26-50				Team's RPI: 38				RPI 51-100				RPI 101+			
RPI	S	Opponent	Score	RPI	S	Opponent	Score	RPI	S	Opponent	Score	RPI	S	Opponent	Score	RPI	S	Opponent	Score
7	A	Stanford	63 84	29	A	St. Bonaventure	67 69	54	H	Saint Louis	89 80	102	A	Memphis	68 62				
23	A	Duquesne	70 52	47	H	Villanova	78 70	61	H	FGCU	60 64	105	N	Wright St.	71 77				
								64	N	Iowa	81 77	119	H	Iona	70 65				
								71	A	Dayton	62 61	126	A	Fresno St.	61 53				
								71	H	Dayton	72 62	164	A	Illinois	70 57				
								84	H	VCU	68 79	168	A	Fordham	69 76				
								99	A	Saint Joseph's	70 45	176	A	Davidson	79 60				
												180	H	Grambling	85 58				
												186	A	George Mason	73 66				
												186	H	George Mason	82 68				
												199	A	Richmond	62 47				
												199	H	Richmond	55 53				
												205	H	Hartford	82 51				
												209	H	Massachusetts	67 50				
												216	H	Rhode Island	68 52				
												276	H	La Salle	83 59				
												280	H	American	78 48				
												282	N	Houston	82 78				
LAST 12 Division I GAMES:																			
186	A	George Mason	73 66	168	A	Fordham	69 76												
199	H	Richmond	55 53	54	H	Saint Louis	89 80												
84	H	VCU	68 79	176	A	Davidson	79 60												
29	A	St. Bonaventure	67 69	186	H	George Mason	82 68												
71	H	Dayton	72 62	209	H	Massachusetts	67 50												
199	A	Richmond	62 47	23	A	Duquesne	70 52												

Non-Div I Games:

George Washington

■ Loss,
 ■ Non-Conf,
 ■ S Site,
 ■ H Home
 ■ A Away
 N Neutral

Georgetown

Through Games Of Feb. 28, 2016

Average RPI Win:	173	WON-LOST	WINNING	LAST 10	STRENGTH OF	OPP. STRENGTH	TEAM	ADJ.	CONF.	ADJ CONF.
Average RPI Loss:	80	RECORD	PCT. RANK	GAMES	SCHEDULE	OF SCHEDULE	RPI	RPI	RPI	RPI
DIV. I ONLY	16- 12	132	7- 3	93	83	94	94	6	6	
DIV. I NON-CONF.	7- 3	91	0- 0	159	225	73	73	6	6	
TOTALS	RPI 1-25	RPI 26-50	W-L RECORDS	RPI 51-100	RPI 101-150	RPI 150+				
16- 12	0- 2	2- 3	OVERALL	2- 3	3- 2	9- 2				
8- 4	0- 1	0- 2	HOME	1- 1	2- 0	5- 0				
6- 8	0- 1	2- 1	AWAY	0- 2	1- 2	3- 2				
2- 0	0- 0	0- 0	NEUTRAL	1- 0	0- 0	1- 0				
7- 3	0- 0	0- 1	NON-CONFERENCE	1- 0	1- 2	5- 0				
3- 0	0- 0	0- 0	HOME	0- 0	1- 0	2- 0				
2- 3	0- 0	0- 1	AWAY	0- 0	0- 2	2- 0				
2- 0	0- 0	0- 0	NEUTRAL	1- 0	0- 0	1- 0				
9- 9	0- 2	2- 2	CONFERENCE	1- 3	2- 0	4- 2				
5- 4	0- 1	0- 2	HOME	1- 1	1- 0	3- 0				
4- 5	0- 1	2- 0	AWAY	0- 2	1- 0	1- 2				
0- 0	0- 0	0- 0	NEUTRAL	0- 0	0- 0	0- 0				

RPI 1-25				RPI 26-50				RPI 51-100				Team's RPI: 94	RPI 101+			
RPI	S	Opponent	Score	RPI	S	Opponent	Score	RPI	S	Opponent	Score		RPI	S	Opponent	Score
19	A	DePaul	53 75	29	A	St. Bonaventure	54 69	56	A	St. John's (NY)	55 63		102	A	Memphis	53 57
19	H	DePaul	66 80	36	A	Seton Hall	73 65	56	H	St. John's (NY)	60 65		108	H	Virginia Tech	73 56
				36	H	Seton Hall	75 83	83	N	Quinnipiac	80 68		131	A	Creighton	57 44
				47	A	Villanova	57 51	95	A	Marquette	72 87		131	H	Creighton	69 57
				47	H	Villanova	60 63	95	H	Marquette	75 72		144	A	Alabama	66 78
													157	A	Xavier	54 59
													157	H	Xavier	63 51
													167	H	Delaware	61 50
													186	A	George Mason	63 57
													195	A	Butler	76 82
													195	H	Butler	49 35
													258	A	Providence	82 51
													258	H	Providence	63 53
													287	A	UMES	71 60
													293	H	Towson	82 46
													335	N	St. Francis Brooklyn	74 52
LAST 12 Division I GAMES:																
157	H	Xavier	63 51	95	H	Marquette	75 72	131	A	Creighton	57 44					
195	H	Butler	49 35	258	A	Providence	82 51	47	A	Villanova	57 51					
47	H	Villanova	60 63	36	H	Seton Hall	75 83	56	H	St. John's (NY)	60 65					
56	A	St. John's (NY)	55 63													
36	A	Seton Hall	73 65													
19	H	DePaul	66 80													

Non-Div I Games:

Georgetown

■ Loss,
 ■ Non-Conf,
 ■ S Site,
 ■ H Home
 ■ A Away
 N Neutral

Average RPI Win: 134		WON-LOST	WINNING	LAST 10	STRENGTH OF	OPP. STRENGTH	TEAM	ADJ.	CONF.	ADJ CONF.
Average RPI Loss: 48		RECORD	PCT. RANK	GAMES	SCHEDULE	OF SCHEDULE	RPI	RPI	RPI	RPI
DIV. I ONLY		21- 8	59	8- 2	24	42	26	26	2	2
DIV. I NON-CONF.		12- 1	9	1- 0	100	164	14	14	2	2
TOTALS		RPI 1-25	RPI 26-50		W-L RECORDS		RPI 51-100	RPI 101-150	RPI 150+	
21- 8	3- 5	3- 1		OVERALL		3- 0	4- 2		8- 0	
14- 3	1- 1	2- 1		HOME		2- 0	2- 1		7- 0	
6- 5	1- 4	1- 0		AWAY		1- 0	2- 1		1- 0	
1- 0	1- 0	0- 0		NEUTRAL		0- 0	0- 0		0- 0	
12- 1	1- 1	1- 0		NON-CONFERENCE		1- 0	2- 0		7- 0	
9- 0	0- 0	1- 0		HOME		1- 0	1- 0		6- 0	
2- 1	0- 1	0- 0		AWAY		0- 0	1- 0		1- 0	
1- 0	1- 0	0- 0		NEUTRAL		0- 0	0- 0		0- 0	
9- 7	2- 4	2- 1		CONFERENCE		2- 0	2- 2		1- 0	
5- 3	1- 1	1- 1		HOME		1- 0	1- 1		1- 0	
4- 4	1- 3	1- 0		AWAY		1- 0	1- 1		0- 0	
0- 0	0- 0	0- 0		NEUTRAL		0- 0	0- 0		0- 0	

RPI 1-25				RPI 26-50				RPI 51-100				RPI 101+			
RPI	S	Opponent	Score	RPI	S	Opponent	Score	RPI	S	Opponent	Score	RPI	S	Opponent	Score
4	A	South Carolina	51 61	27	H	Mississippi St.	47 43	65	H	Auburn	63 30	105	A	Wright St.	63 57
12	H	Kentucky	53 64	36	H	Seton Hall	70 52	73	H	Georgia Tech	78 66	111	H	Mercer	57 44
15	N	BYU	66 58	41	A	Missouri	65 50	79	A	Vanderbilt	64 58	118	A	LSU	58 47
17	A	Texas A&M	62 73	41	H	Missouri	48 54					118	H	LSU	46 53
18	A	Florida	71 61									134	H	Arkansas	72 57
18	H	Florida	74 63									144	A	Alabama	50 64
20	A	Michigan St.	45 66									173	H	Ole Miss	70 56
25	A	Tennessee	60 80									192	H	Stetson	76 55
												222	H	Cincinnati	60 42
												223	H	Furman	77 39
												278	H	Tennessee Tech	81 48
												289	H	Kennesaw St.	89 34
												290	H	Ga. Southern	75 28
												299	A	CSUN	83 58
LAST 12 Division I GAMES:															
299	A	CSUN	83 58	173	H	Ole Miss	70 56								
25	A	Tennessee	60 80	41	A	Missouri	65 50								
134	H	Arkansas	72 57	79	A	Vanderbilt	64 58								
18	H	Florida	74 63	65	H	Auburn	63 30								
4	A	South Carolina	51 61	118	H	LSU	46 53								
118	A	LSU	58 47	27	H	Mississippi St.	47 43								

Non-Div I Games:

Georgia

■ Loss, ■ Non-Conf, S Site, H Home A Away N Neutral

Average RPI Win:	258	WON-LOST	WINNING	LAST 10	STRENGTH OF	OPP. STRENGTH	TEAM	ADJ.	CONF.	ADJ CONF.
Average RPI Loss:	170	RECORD	PCT. RANK	GAMES	SCHEDULE	OF SCHEDULE	RPI	RPI	RPI	RPI
DIV. I ONLY	10- 17	253	2- 8	268	239	269	269	15	15	
DIV. I NON-CONF.	5- 4	138	0- 0	313	344	236	236	14	14	
TOTALS	RPI 1-25	RPI 26-50	W-L RECORDS	RPI 51-100	RPI 101-150	RPI 150+				
10- 17	0- 0	0- 2	OVERALL	0- 1	1- 5	9- 9				
4- 10	0- 0	0- 1	HOME	0- 1	0- 3	4- 5				
5- 7	0- 0	0- 1	AWAY	0- 0	1- 2	4- 4				
1- 0	0- 0	0- 0	NEUTRAL	0- 0	0- 0	1- 0				
5- 4	0- 0	0- 0	NON-CONFERENCE	0- 1	0- 1	5- 2				
2- 2	0- 0	0- 0	HOME	0- 1	0- 0	2- 1				
2- 2	0- 0	0- 0	AWAY	0- 0	0- 1	2- 1				
1- 0	0- 0	0- 0	NEUTRAL	0- 0	0- 0	1- 0				
5- 13	0- 0	0- 2	CONFERENCE	0- 0	1- 4	4- 7				
2- 8	0- 0	0- 1	HOME	0- 0	0- 3	2- 4				
3- 5	0- 0	0- 1	AWAY	0- 0	1- 1	2- 3				
0- 0	0- 0	0- 0	NEUTRAL	0- 0	0- 0	0- 0				

RPI 1-25				RPI 26-50				RPI 51-100				RPI 101+				Team's RPI: 269
RPI	S	Opponent	Score	RPI	S	Opponent	Score	RPI	S	Opponent	Score	RPI	S	Opponent	Score	
				39	A	Arkansas St.	54 75	82	H	Charlotte	71 83	120	A	Little Rock	32 59	
				39	H	Arkansas St.	64 85					120	H	Little Rock	39 54	
												133	H	La.-Lafayette	57 77	
												143	A	UT Arlington	68 63	
												143	H	UT Arlington	45 74	
												144	A	Alabama	56 72	
												169	A	Troy	78 89	
												169	H	Troy	90 97	
												192	A	Stetson	80 72	
												197	A	South Ala.	45 83	
												197	H	South Ala.	52 60	
												212	A	Texas St.	71 80	
												212	H	Texas St.	73 62	
												259	A	Appalachian St.	80 75	
												259	H	Appalachian St.	69 72	
												264	N	Bethune-Cookman	68 61	
												277	H	La.-Monroe	65 52	
												278	A	Tennessee Tech	65 72	
												289	A	Kennesaw St.	66 62	
												290	A	Ga. Southern	61 60	
												290	H	Ga. Southern	50 61	
												305	H	Morehead St.	90 99	
												324	H	North Florida	76 63	
												334	H	Howard	65 58	
LAST 12 Division I GAMES:																
259	H	Appalachian St.	69 72	143	H	UT Arlington	45 74									
290	A	Ga. Southern	61 60	212	H	Texas St.	73 62									
39	H	Arkansas St.	64 85	120	A	Little Rock	32 59									
120	H	Little Rock	39 54	39	A	Arkansas St.	54 75									
169	A	Troy	78 89	259	A	Appalachian St.	80 75									
197	A	South Ala.	45 83	290	H	Ga. Southern	50 61									

Non-Div I Games:

Georgia St.

■ Loss,
 ■ Non-Conf,
 ■ S Site,
 ■ H Home
 ■ A Away
 N Neutral

Average RPI Win:	187	WON-LOST	WINNING	LAST 10	STRENGTH OF	OPP. STRENGTH	TEAM	ADJ.	CONF.	ADJ CONF.
Average RPI Loss:	37	RECORD	PCT. RANK	GAMES	SCHEDULE	OF SCHEDULE	RPI	RPI	RPI	RPI
DIV. I ONLY	18- 11	104	7- 3	58	73	73	73	4	4	
DIV. I NON-CONF.	10- 3	61	0- 0	125	302	71	71	5	5	
TOTALS	RPI 1-25	RPI 26-50	W-L RECORDS	RPI 51-100	RPI 101-150	RPI 150+				
18- 11	0- 5	0- 4	OVERALL	1- 0	8- 2	9- 0				
12- 4	0- 2	0- 1	HOME	0- 0	5- 1	7- 0				
5- 6	0- 3	0- 3	AWAY	1- 0	3- 0	1- 0				
1- 1	0- 0	0- 0	NEUTRAL	0- 0	0- 1	1- 0				
10- 3	0- 0	0- 2	NON-CONFERENCE	0- 0	3- 1	7- 0				
8- 0	0- 0	0- 0	HOME	0- 0	2- 0	6- 0				
1- 2	0- 0	0- 2	AWAY	0- 0	1- 0	0- 0				
1- 1	0- 0	0- 0	NEUTRAL	0- 0	0- 1	1- 0				
8- 8	0- 5	0- 2	CONFERENCE	1- 0	5- 1	2- 0				
4- 4	0- 2	0- 1	HOME	0- 0	3- 1	1- 0				
4- 4	0- 3	0- 1	AWAY	1- 0	2- 0	1- 0				
0- 0	0- 0	0- 0	NEUTRAL	0- 0	0- 0	0- 0				

RPI S	Opponent	Score	RPI S	Opponent	Score	RPI S	Opponent	Score	RPI S	Opponent	Score
1	A Notre Dame	76 85	26	A Georgia	66 78	51	A Duke	64 59	101	H Virginia	67 78
1	H Notre Dame	42 54	34	H Miami (FL)	55 58				107	N UNI	58 61
13	A Florida St.	69 75	40	A Indiana	60 69				108	A Virginia Tech	51 34
14	H Louisville	65 78	49	A North Carolina St.	57 65				109	H Samford	66 55
16	A Syracuse	52 71							114	A IUPUI	60 50
									115	H Boston College	62 56
									130	A Pittsburgh	66 60
									132	H Wake Forest	66 51
									137	H North Carolina	80 73
									144	H Alabama	70 58
									175	H Loyola Chicago	84 77
									208	H USC Upstate	87 46
									248	N High Point	81 61
									250	A Clemson	76 63
									250	H Clemson	77 48
									273	H Prairie View	96 48
									279	H Alabama St.	80 54
									306	H Southeastern La.	102 49
									335	H St. Francis Brooklyn	89 51
LAST 12 Division I GAMES:											
132	H Wake Forest	66 51	108	A Virginia Tech	51 34						
130	A Pittsburgh	66 60	115	H Boston College	62 56						
51	A Duke	64 59	1	H Notre Dame	42 54						
250	H Clemson	77 48	250	A Clemson	76 63						
34	H Miami (FL)	55 58	101	H Virginia	67 78						
16	A Syracuse	52 71	137	H North Carolina	80 73						

Non-Div I Games:

Georgia Tech

■ Loss,
 ■ Non-Conf,
 ■ S Site,
 ■ H Home
 ■ A Away
 N Neutral

Average RPI Win: 194	WON-LOST	WINNING	LAST 10	STRENGTH OF	OPP. STRENGTH	TEAM	ADJ.	CONF.	ADJ CONF.
Average RPI Loss: 74	RECORD	PCT. RANK	GAMES	SCHEDULE	OF SCHEDULE	RPI	RPI	RPI	RPI
DIV. I ONLY	18- 12	112	5- 5	100	89	103	103	8	8
DIV. I NON-CONF.	8- 4	99	0- 0	140	85	118	118	9	9
TOTALS	RPI 1-25	RPI 26-50	W-L RECORDS	RPI 51-100	RPI 101-150	RPI 150+			
18- 12	1- 2	1- 2	OVERALL	3- 6	1- 1	12- 1			
13- 4	1- 1	1- 1	HOME	2- 2	1- 0	8- 0			
5- 7	0- 1	0- 1	AWAY	1- 4	0- 0	4- 1			
0- 1	0- 0	0- 0	NEUTRAL	0- 0	0- 1	0- 0			
8- 4	0- 1	1- 0	NON-CONFERENCE	1- 2	1- 1	5- 0			
6- 2	0- 1	1- 0	HOME	0- 1	1- 0	4- 0			
2- 1	0- 0	0- 0	AWAY	1- 1	0- 0	1- 0			
0- 1	0- 0	0- 0	NEUTRAL	0- 0	0- 1	0- 0			
10- 8	1- 1	0- 2	CONFERENCE	2- 4	0- 0	7- 1			
7- 2	1- 0	0- 1	HOME	2- 1	0- 0	4- 0			
3- 6	0- 1	0- 1	AWAY	0- 3	0- 0	3- 1			
0- 0	0- 0	0- 0	NEUTRAL	0- 0	0- 0	0- 0			

RPI 1-25				RPI 26-50				RPI 51-100				RPI 101+ Team's RPI: 103			
RPI	S	Opponent	Score	RPI	S	Opponent	Score	RPI	S	Opponent	Score	RPI	S	Opponent	Score
7	H	Stanford	48 65	28	H	West Virginia	62 57	55	H	Southern California	56 60	137	N	North Carolina	62 67
15	A	BYU	54 58	50	A	St. Mary's (CA)	47 66	67	A	Santa Clara	64 71	141	H	Montana St.	65 52
15	H	BYU	73 55	50	H	St. Mary's (CA)	68 69	67	H	Santa Clara	53 44	161	A	Pacific	83 84
								71	A	Dayton	57 47	161	H	Pacific	68 61
								77	A	San Diego	54 63	182	H	Eastern Wash.	78 56
								77	H	San Diego	57 58	237	H	Wyoming	61 57
								88	A	Washington St.	48 55	240	A	Loyola Marymount	66 59
								98	A	San Francisco	52 71	240	H	Loyola Marymount	83 68
								98	H	San Francisco	68 47	242	H	Grand Canyon	70 44
												275	A	Pepperdine	74 57
												275	H	Pepperdine	56 39
												285	A	Portland	71 63
												285	H	Portland	86 51
												307	A	Colgate	80 50
												343	H	Air Force	88 35
LAST 12 Division I GAMES:															
15	H	BYU	73 55	240	H	Loyola Marymount	83 68								
77	H	San Diego	57 58	98	A	San Francisco	52 71								
161	A	Pacific	83 84	67	A	Santa Clara	64 71								
50	A	St. Mary's (CA)	47 66	161	H	Pacific	68 61								
285	H	Portland	86 51	50	H	St. Mary's (CA)	68 69								
275	H	Pepperdine	56 39	77	A	San Diego	54 63								

Non-Div I Games:

Gonzaga

■ Loss,
 ■ Non-Conf,
 ■ S Site,
 ■ H Home
 ■ A Away
 N Neutral

Grambling

Through Games Of Feb. 28, 2016

Average RPI Win: 292	WON-LOST	WINNING	LAST 10	STRENGTH OF	OPP. STRENGTH	TEAM	ADJ.	CONF.	ADJ CONF.
Average RPI Loss: 160	RECORD	PCT. RANK	GAMES	SCHEDULE	OF SCHEDULE	RPI	RPI	RPI	RPI
DIV. I ONLY	12- 12	166	7- 3	226	335	180	180	32	32
DIV. I NON-CONF.	1- 8	320	0- 0	49	80	206	206	31	31
TOTALS	RPI 1-25	RPI 26-50	W-L RECORDS	RPI 51-100	RPI 101-150	RPI 150+			
12- 12	0- 1	0- 2	OVERALL	0- 0	0- 3	12- 6			
6- 2	0- 0	0- 0	HOME	0- 0	0- 0	6- 2			
6- 10	0- 0	0- 0	AWAY	0- 0	0- 2	6- 2			
0- 0	0- 0	0- 0	NEUTRAL	0- 0	0- 0	0- 0			
1- 8	0- 1	0- 2	NON-CONFERENCE	0- 0	0- 3	1- 2			
0- 0	0- 0	0- 0	HOME	0- 0	0- 0	0- 0			
1- 8	0- 1	0- 2	AWAY	0- 0	0- 3	1- 2			
0- 0	0- 0	0- 0	NEUTRAL	0- 0	0- 0	0- 0			
11- 4	0- 0	0- 0	CONFERENCE	0- 0	0- 0	11- 4			
6- 2	0- 0	0- 0	HOME	0- 0	0- 0	6- 2			
5- 2	0- 0	0- 0	AWAY	0- 0	0- 0	5- 2			
0- 0	0- 0	0- 0	NEUTRAL	0- 0	0- 0	0- 0			

RPI 1-25				RPI 26-50				RPI 51-100				RPI 101+ Team's RPI: 180			
RPI	S	Opponent	Score	RPI	S	Opponent	Score	RPI	S	Opponent	Score	RPI	S	Opponent	Score
2	A	Baylor	42 96	27	A	Mississippi St.	43 107					122	A	Northwestern St.	62 71
				38	A	George Washington	58 85					141	A	Texas Tech	55 70
												144	A	Alabama	57 72
												166	A	Southern U.	68 80
												166	H	Southern U.	65 52
												184	A	Tulsa	51 79
												198	A	William & Mary	55 74
												243	A	Texas Southern	49 46
												243	H	Texas Southern	50 62
												273	A	Prairie View	51 44
												273	H	Prairie View	69 66
												279	H	Alabama St.	89 69
												304	A	Jackson St.	79 58
												304	H	Jackson St.	75 61
												311	A	Nicholls St.	69 65
												312	A	Alcorn	85 76
												312	H	Alcorn	66 70
												341	A	Ark.-Pine Bluff	68 83
												341	H	Ark.-Pine Bluff	67 49
												346	H	Alabama A&M	75 56
												349	A	Mississippi Val.	65 52
LAST 12 Division I GAMES:															
341	H	Ark.-Pine Bluff	67 49	349	A	Mississippi Val.	65 52								
304	H	Jackson St.	75 61	341	A	Ark.-Pine Bluff	68 83								
243	A	Texas Southern	49 46	304	A	Jackson St.	79 58								
273	A	Prairie View	51 44	243	H	Texas Southern	50 62								
312	H	Alcorn	66 70	273	H	Prairie View	69 66								
166	H	Southern U.	65 52	312	A	Alcorn	85 76								

Non-Div I Games: Southern-N.O. 73 61 LSU-Alexandria 106 50

Grambling

■ Loss,
 ■ Non-Conf, S Site,
 ■ Home
 ■ Away
 N Neutral

Grand Canyon

Through Games Of Feb. 28, 2016

Average RPI Win:	272	WON-LOST	WINNING	LAST 10	STRENGTH OF	OPP. STRENGTH	TEAM	ADJ.	CONF.	ADJ CONF.
Average RPI Loss:	148	RECORD	PCT. RANK	GAMES	SCHEDULE	OF SCHEDULE	RPI	RPI	RPI	RPI
DIV. I ONLY	12- 14	196	6- 4	274	255	242	242	27	27	
DIV. I NON-CONF.	5- 8	209	0- 0	224	197	231	231	25	25	
TOTALS	RPI 1-25	RPI 26-50	W-L RECORDS	RPI 51-100	RPI 101-150	RPI 150+				
12- 14	0- 0	0- 2	OVERALL	0- 4	1- 2	11- 6				
4- 7	0- 0	0- 1	HOME	0- 1	1- 1	3- 4				
8- 3	0- 0	0- 0	AWAY	0- 0	0- 0	8- 0				
0- 4	0- 0	0- 1	NEUTRAL	0- 2	0- 0	0- 1				
5- 8	0- 0	0- 2	NON-CONFERENCE	0- 2	1- 2	4- 2				
2- 3	0- 0	0- 1	HOME	0- 0	1- 1	1- 1				
3- 1	0- 0	0- 0	AWAY	0- 0	0- 1	3- 0				
0- 4	0- 0	0- 1	NEUTRAL	0- 2	0- 0	0- 1				
7- 6	0- 0	0- 0	CONFERENCE	0- 2	0- 0	7- 4				
2- 4	0- 0	0- 0	HOME	0- 1	0- 0	2- 3				
5- 2	0- 0	0- 0	AWAY	0- 1	0- 0	5- 1				
0- 0	0- 0	0- 0	NEUTRAL	0- 0	0- 0	0- 0				

RPI S	Opponent	Score	RPI S	Opponent	Score	RPI S	Opponent	Score	RPI S	Opponent	Score	Team's RPI: 242
28 N	West Virginia	50 68	55 N	Southern California	44 75	103 A	Gonzaga	44 70				
48 H	UC Riverside	67 85	71 N	Abilene Christian	71 75	123 H	Hawaii	41 74				
			97 A	New Mexico St.	58 60	145 H	Oral Roberts	66 64				
			97 H	New Mexico St.	44 64	185 H	Northern Colo.	69 59				
						197 H	South Ala.	56 59				
						204 A	Utah Valley	61 53				
						211 A	UTRGV	28 52				
						211 H	UTRGV	66 68				
						219 A	CSU Bakersfield	61 51				
						219 H	CSU Bakersfield	67 76				
						263 A	Seattle	67 54				
						263 H	Seattle	60 53				
						296 A	UMKC	68 59				
						296 H	UMKC	57 63				
						315 N	Fairleigh Dickinson	68 74				
						323 A	North Dakota St.	76 67				
						339 A	UC Irvine	58 53				
						340 A	Chicago St.	65 60				
						340 H	Chicago St.	74 36				
						343 A	Air Force	73 39				
LAST 12 Division I GAMES:												
219 H	CSU Bakersfield	67 76	263 A	Seattle	67 54							
340 A	Chicago St.	65 60	219 A	CSU Bakersfield	61 51							
296 A	UMKC	68 59	296 H	UMKC	57 63							
263 H	Seattle	60 53	340 H	Chicago St.	74 36							
211 H	UTRGV	66 68	204 A	Utah Valley	61 53							
97 H	New Mexico St.	44 64	97 A	New Mexico St.	58 60							

Non-Div I Games: Western St. 77 40 San Diego Christian 60 40 Arizona Christian 87 54

Grand Canyon

Loss, Non-Conf, S Site, H Home A Away N Neutral

Average RPI Win: 153		WON-LOST	WINNING	LAST 10	STRENGTH OF	OPP. STRENGTH	TEAM	ADJ.	CONF.	ADJ CONF.
Average RPI Loss: 122		RECORD	PCT. RANK	GAMES	SCHEDULE	OF SCHEDULE	RPI	RPI	RPI	RPI
DIV. I ONLY		25- 3	10	9- 1	86	98	21	21	14	14
DIV. I NON-CONF.		10- 2	33	0- 0	80	11	21	21	16	16
TOTALS	RPI 1-25	RPI 26-50		W-L RECORDS		RPI 51-100	RPI 101-150	RPI 150+		
25- 3	0- 0	0- 0		OVERALL		6- 1	10- 1	9- 1		
14- 1	0- 0	0- 0		HOME		5- 0	5- 0	4- 1		
10- 0	0- 0	0- 0		AWAY		0- 0	5- 0	5- 0		
1- 2	0- 0	0- 0		NEUTRAL		1- 1	0- 1	0- 0		
10- 2	0- 0	0- 0		NON-CONFERENCE		6- 1	1- 1	3- 0		
6- 0	0- 0	0- 0		HOME		5- 0	0- 0	1- 0		
3- 0	0- 0	0- 0		AWAY		0- 0	1- 0	2- 0		
1- 2	0- 0	0- 0		NEUTRAL		1- 1	0- 1	0- 0		
15- 1	0- 0	0- 0		CONFERENCE		0- 0	9- 0	6- 1		
8- 1	0- 0	0- 0		HOME		0- 0	5- 0	3- 1		
7- 0	0- 0	0- 0		AWAY		0- 0	4- 0	3- 0		
0- 0	0- 0	0- 0		NEUTRAL		0- 0	0- 0	0- 0		

[illegible]

Non-Div I Games:

Green Bay

Loss, Non-Conf, S Site, H Home A Away N Neutral

Average RPI Win:	275	WON-LOST	WINNING	LAST 10	STRENGTH OF	OPP. STRENGTH	TEAM	ADJ.	CONF.	ADJ CONF.
Average RPI Loss:	123	RECORD	PCT. RANK	GAMES	SCHEDULE	OF SCHEDULE	RPI	RPI	RPI	RPI
DIV. I ONLY	13- 14	183	8- 2	148	273	165	165	31	31	
DIV. I NON-CONF.	2- 11	306	0- 0	6	63	153	153	30	30	
TOTALS	RPI 1-25	RPI 26-50	W-L RECORDS	RPI 51-100	RPI 101-150	RPI 150+				
13- 14	0- 3	0- 2	OVERALL	0- 3	1- 1	12- 5				
6- 4	0- 0	0- 1	HOME	0- 1	0- 0	6- 2				
5- 10	0- 3	0- 1	AWAY	0- 2	0- 1	5- 3				
2- 0	0- 0	0- 0	NEUTRAL	0- 0	1- 0	1- 0				
2- 11	0- 3	0- 2	NON-CONFERENCE	0- 3	1- 1	1- 2				
0- 3	0- 0	0- 1	HOME	0- 1	0- 0	0- 1				
0- 8	0- 3	0- 1	AWAY	0- 2	0- 1	0- 1				
2- 0	0- 0	0- 0	NEUTRAL	0- 0	1- 0	1- 0				
11- 3	0- 0	0- 0	CONFERENCE	0- 0	0- 0	11- 3				
6- 1	0- 0	0- 0	HOME	0- 0	0- 0	6- 1				
5- 2	0- 0	0- 0	AWAY	0- 0	0- 0	5- 2				
0- 0	0- 0	0- 0	NEUTRAL	0- 0	0- 0	0- 0				

RPI 1-25				RPI 26-50				RPI 51-100				RPI 101+ Team's RPI: 165			
RPI	S	Opponent	Score	RPI	S	Opponent	Score	RPI	S	Opponent	Score	RPI	S	Opponent	Score
4	A	South Carolina	48 86	31	A	Princeton	55 79	70	A	Oregon	51 86	110	A	Iowa St.	59 95
6	A	Texas	52 79	37	H	James Madison	56 68	78	H	Drexel	36 57	132	N	Wake Forest	47 42
22	A	UTEP	54 78					88	A	Washington St.	61 68	192	A	Stetson	59 68
												206	H	Lehigh	56 63
												215	A	N.C. A&T	55 52
												216	N	Rhode Island	59 54
												249	A	Morgan St.	65 51
												249	H	Morgan St.	60 47
												255	A	Coppin St.	64 68
												264	H	Bethune-Cookman	60 45
												287	A	UMES	76 55
												292	H	Savannah St.	65 53
												294	H	Florida A&M	59 66
												308	H	South Carolina St.	63 50
												329	A	Delaware St.	63 54
												334	A	Howard	77 83
												334	H	Howard	77 48
												347	H	Norfolk St.	73 62
												348	A	N.C. Central	76 42
LAST 12 Division I GAMES:															
334	H	Howard	77 48	347	H	Norfolk St.	73 62								
329	A	Delaware St.	63 54	308	H	South Carolina St.	63 50								
255	A	Coppin St.	64 68	292	H	Savannah St.	65 53								
249	H	Morgan St.	60 47	348	A	N.C. Central	76 42								
334	A	Howard	77 83	215	A	N.C. A&T	55 52								
287	A	UMES	76 55	294	H	Florida A&M	59 66								

Non-Div I Games:

Hampton

■ Loss,
 ■ Non-Conf, S Site,
 ■ Home
 ■ Away
 N Neutral

Average RPI Win: 257	WON-LOST	WINNING	LAST 10	STRENGTH OF	OPP. STRENGTH	TEAM	ADJ.	CONF.	ADJ CONF.
Average RPI Loss: 127	RECORD	PCT. RANK	GAMES	SCHEDULE	OF SCHEDULE	RPI	RPI	RPI	RPI
DIV. I ONLY	11- 18	247	3- 7	134	200	205	205	16	16
DIV. I NON-CONF.	4- 9	245	0- 0	111	137	209	209	18	18
TOTALS	RPI 1-25	RPI 26-50	W-L RECORDS	RPI 51-100	RPI 101-150	RPI 150+			
11- 18	0- 1	0- 1	OVERALL	0- 7	0- 1	11- 8			
7- 6	0- 1	0- 0	HOME	0- 2	0- 0	7- 3			
4- 12	0- 0	0- 1	AWAY	0- 5	0- 1	4- 5			
0- 0	0- 0	0- 0	NEUTRAL	0- 0	0- 0	0- 0			
4- 9	0- 1	0- 1	NON-CONFERENCE	0- 3	0- 1	4- 3			
3- 2	0- 1	0- 0	HOME	0- 0	0- 0	3- 1			
1- 7	0- 0	0- 1	AWAY	0- 3	0- 1	1- 2			
0- 0	0- 0	0- 0	NEUTRAL	0- 0	0- 0	0- 0			
7- 9	0- 0	0- 0	CONFERENCE	0- 4	0- 0	7- 5			
4- 4	0- 0	0- 0	HOME	0- 2	0- 0	4- 2			
3- 5	0- 0	0- 0	AWAY	0- 2	0- 0	3- 3			
0- 0	0- 0	0- 0	NEUTRAL	0- 0	0- 0	0- 0			

RPI 1-25				RPI 26-50				RPI 51-100				RPI 101+ Team's RPI: 205			
RPI	S	Opponent	Score	RPI	S	Opponent	Score	RPI	S	Opponent	Score	RPI	S	Opponent	Score
8	H	Arizona St.	29 60	38	A	George Washington	51 82	52	A	Albany (NY)	39 84	115	A	Boston College	28 62
								52	H	Albany (NY)	41 78	159	H	Cornell	53 50
								61	A	FGCU	44 64	160	A	Stony Brook	35 58
								68	A	Michigan	47 83	160	H	Stony Brook	42 45
								69	A	Maine	43 61	178	A	UMBC	51 58
								69	H	Maine	44 50	178	H	UMBC	65 57
								83	A	Quinnipiac	69 71	201	A	Sacred Heart	68 67
												209	A	Massachusetts	57 63
												230	H	Dartmouth	36 43
												234	A	Binghamton	41 39
												234	H	Binghamton	47 53
												239	A	New Hampshire	42 53
												239	H	New Hampshire	48 44
												258	A	Providence	50 69
												283	A	Vermont	51 47
												283	H	Vermont	52 50
												284	H	Central Conn. St.	49 41
												317	A	UMass Lowell	75 70
												317	H	UMass Lowell	72 59
												327	H	Lafayette	55 50
LAST 12 Division I GAMES:															
				52	A	Albany (NY)	39 84	160	H	Stony Brook	42 45				
				69	H	Maine	44 50	317	A	UMass Lowell	75 70				
				239	A	New Hampshire	42 53	52	H	Albany (NY)	41 78				
				178	A	UMBC	51 58	69	A	Maine	43 61				
				283	H	Vermont	52 50	239	H	New Hampshire	48 44				
				234	A	Binghamton	41 39	178	H	UMBC	65 57				

Non-Div I Games:

Hartford

■ Loss,
 ■ Non-Conf, S Site,
 ■ Home
 ■ Away
 N Neutral

Average RPI Win:	197	WON-LOST	WINNING	LAST 10	STRENGTH OF	OPP. STRENGTH	TEAM	ADJ.	CONF.	ADJ CONF.
Average RPI Loss:	105	RECORD	PCT. RANK	GAMES	SCHEDULE	OF SCHEDULE	RPI	RPI	RPI	RPI
DIV. I ONLY	14- 11	138	8- 2	77	161	100	100	10	10	
DIV. I NON-CONF.	5- 8	209	0- 0	77	158	149	149	12	12	
TOTALS	RPI 1-25	RPI 26-50	W-L RECORDS	RPI 51-100	RPI 101-150	RPI 150+				
14- 11	0- 0	0- 4	OVERALL	0- 3	2- 0	12- 4				
6- 5	0- 0	0- 2	HOME	0- 2	0- 0	6- 1				
7- 6	0- 0	0- 2	AWAY	0- 1	1- 0	6- 3				
1- 0	0- 0	0- 0	NEUTRAL	0- 0	1- 0	0- 0				
5- 8	0- 0	0- 2	NON-CONFERENCE	0- 3	2- 0	3- 3				
2- 2	0- 0	0- 0	HOME	0- 2	0- 0	2- 0				
2- 6	0- 0	0- 2	AWAY	0- 1	1- 0	1- 3				
1- 0	0- 0	0- 0	NEUTRAL	0- 0	1- 0	0- 0				
9- 3	0- 0	0- 2	CONFERENCE	0- 0	0- 0	9- 1				
4- 3	0- 0	0- 2	HOME	0- 0	0- 0	4- 1				
5- 0	0- 0	0- 0	AWAY	0- 0	0- 0	5- 0				
0- 0	0- 0	0- 0	NEUTRAL	0- 0	0- 0	0- 0				

RPI S	Opponent	Score	RPI S	Opponent	Score	RPI S	Opponent	Score	RPI S	Opponent	Score
30	A South Fla.	59 86	31	H Princeton	83 92	61	A FGCU	65 74	104	N Toledo	76 70
35	H Penn	48 68	35	H Penn	48 68	69	H Maine	53 64	109	A Samford	60 54
46	A Chattanooga	58 62	46	A Chattanooga	58 62	86	H Eastern Mich.	81 85	159	A Cornell	65 56
									159	H Cornell	68 63
									160	A Stony Brook	63 64
									163	A Yale	72 69
									163	H Yale	65 63
									191	A Fairfield	50 67
									209	H Massachusetts	67 65
									214	A Brown	87 79
									214	H Brown	92 79
									216	A Rhode Island	52 56
									221	A Rice	67 61
									230	A Dartmouth	56 43
									230	H Dartmouth	64 70
									235	A Columbia	69 66
									235	H Columbia	84 54
									344	H Boston U.	73 55
LAST 12 Division I GAMES:											
214	H Brown	92 79	31	H Princeton	83 92						
163	H Yale	65 63	35	H Penn	48 68						
159	H Cornell	68 63	235	A Columbia	69 66						
235	H Columbia	84 54	159	A Cornell	65 56						
163	A Yale	72 69	230	H Dartmouth	64 70						
214	A Brown	87 79	230	A Dartmouth	56 43						

Non-Div I Games:

Harvard

Average RPI Win:	244	WON-LOST	WINNING	LAST 10	STRENGTH OF	OPP. STRENGTH	TEAM	ADJ.	CONF.	ADJ CONF.
Average RPI Loss:	75	RECORD	PCT. RANK	GAMES	SCHEDULE	OF SCHEDULE	RPI	RPI	RPI	RPI
DIV. I ONLY	17- 10	98	8- 2	174	162	123	123	23	23	
DIV. I NON-CONF.	7- 6	156	0- 0	81	15	112	112	21	21	
TOTALS	RPI 1-25	RPI 26-50	W-L RECORDS	RPI 51-100	RPI 101-150	RPI 150+				
17- 10	0- 4	0- 3	OVERALL	0- 1	2- 0	15- 2				
7- 5	0- 2	0- 2	HOME	0- 1	1- 0	6- 0				
10- 3	0- 0	0- 1	AWAY	0- 0	1- 0	9- 2				
0- 2	0- 2	0- 0	NEUTRAL	0- 0	0- 0	0- 0				
7- 6	0- 4	0- 1	NON-CONFERENCE	0- 1	0- 0	7- 0				
2- 4	0- 2	0- 1	HOME	0- 1	0- 0	2- 0				
5- 0	0- 0	0- 0	AWAY	0- 0	0- 0	5- 0				
0- 2	0- 2	0- 0	NEUTRAL	0- 0	0- 0	0- 0				
10- 4	0- 0	0- 2	CONFERENCE	0- 0	2- 0	8- 2				
5- 1	0- 0	0- 1	HOME	0- 0	1- 0	4- 0				
5- 3	0- 0	0- 1	AWAY	0- 0	1- 0	4- 2				
0- 0	0- 0	0- 0	NEUTRAL	0- 0	0- 0	0- 0				

RPI 1-25				RPI 26-50				RPI 51-100				RPI 101+ Team's RPI: 123			
RPI	S	Opponent	Score	RPI	S	Opponent	Score	RPI	S	Opponent	Score	RPI	S	Opponent	Score
4	H	South Carolina	51 67	35	H	Penn	54 64	88	H	Washington St.	52 62	135	A	Long Beach St.	67 55
8	H	Arizona St.	49 75	48	A	UC Riverside	77 81					135	H	Long Beach St.	60 42
15	N	BYU	56 67	48	H	UC Riverside	74 77					174	A	Sacramento St.	74 72
17	N	Texas A&M	41 82									190	A	UC Davis	58 60
												190	H	UC Davis	70 50
												193	A	Cal Poly	64 58
												194	A	San Jose St.	76 73
												219	A	CSU Bakersfield	65 55
												219	H	CSU Bakersfield	74 60
												240	H	Loyola Marymount	65 51
												242	A	Grand Canyon	74 41
												266	A	UC Santa Barbara	63 62
												291	A	Northern Ariz.	61 52
												299	A	CSUN	60 63
												299	H	CSUN	77 50
												336	A	Cal St. Fullerton	70 50
												336	H	Cal St. Fullerton	62 53
												339	A	UC Irvine	83 65
												339	H	UC Irvine	59 35
LAST 12 Division I GAMES:															
				48	A	UC Riverside	77 81	339	H	UC Irvine	59 35				
				336	A	Cal St. Fullerton	70 50	336	H	Cal St. Fullerton	62 53				
				190	H	UC Davis	70 50	299	A	CSUN	60 63				
				135	H	Long Beach St.	60 42	339	A	UC Irvine	83 65				
				266	A	UC Santa Barbara	63 62	48	H	UC Riverside	74 77				
				193	A	Cal Poly	64 58	299	H	CSUN	77 50				

Non-Div I Games:

Hawaii

■ Loss,
 ■ Non-Conf,
 ■ S Site,
 ■ Home
 ■ Away
 N Neutral

Average RPI Win:	276	WON-LOST	WINNING	LAST 10	STRENGTH OF	OPP. STRENGTH	TEAM	ADJ.	CONF.	ADJ CONF.
Average RPI Loss:	155	RECORD	PCT. RANK	GAMES	SCHEDULE	OF SCHEDULE	RPI	RPI	RPI	RPI
DIV. I ONLY	10- 16	241	5- 5	215	248	248	248	28	28	
DIV. I NON-CONF.	0- 8	338	0- 0	84	30	287	287	29	29	
TOTALS	RPI 1-25	RPI 26-50	W-L RECORDS	RPI 51-100	RPI 101-150	RPI 150+				
10- 16	0- 1	0- 1	OVERALL	0- 3	0- 4	10- 7				
5- 6	0- 0	0- 0	HOME	0- 1	0- 2	5- 3				
5- 8	0- 1	0- 1	AWAY	0- 1	0- 1	5- 4				
0- 2	0- 0	0- 0	NEUTRAL	0- 1	0- 1	0- 0				
0- 8	0- 1	0- 1	NON-CONFERENCE	0- 3	0- 1	0- 2				
0- 2	0- 0	0- 0	HOME	0- 1	0- 0	0- 1				
0- 4	0- 1	0- 1	AWAY	0- 1	0- 0	0- 1				
0- 2	0- 0	0- 0	NEUTRAL	0- 1	0- 1	0- 0				
10- 8	0- 0	0- 0	CONFERENCE	0- 0	0- 3	10- 5				
5- 4	0- 0	0- 0	HOME	0- 0	0- 2	5- 2				
5- 4	0- 0	0- 0	AWAY	0- 0	0- 1	5- 3				
0- 0	0- 0	0- 0	NEUTRAL	0- 0	0- 0	0- 0				

RPI 1-25				RPI 26-50				RPI 51-100				RPI 101+ Team's RPI: 248			
RPI	S	Opponent	Score	RPI	S	Opponent	Score	RPI	S	Opponent	Score	RPI	S	Opponent	Score
11	A	Maryland	50 105	49	A	North Carolina St.	48 89	73	N	Georgia Tech	61 81	116	A	Liberty	43 56
								84	H	VCU	39 69	116	H	Liberty	68 73
								93	A	Elon	69 80	136	H	UNC Asheville	81 82
												148	N	UAB	46 56
												176	H	Davidson	60 62
												188	A	Gardner-Webb	70 82
												188	H	Gardner-Webb	72 79
												200	A	Radford	56 54
												200	H	Radford	71 66
												228	A	Presbyterian	70 82
												228	H	Presbyterian	61 47
												268	A	Campbell	69 55
												271	A	Coastal Caro.	53 79
												271	H	Coastal Caro.	53 52
												298	A	Charleston So.	78 72
												298	H	Charleston So.	62 64
												310	A	UNCG	72 82
												320	A	Longwood	89 70
												320	H	Longwood	79 68
												325	A	Winthrop	74 67
												325	H	Winthrop	80 60
LAST 12 Division I GAMES:															
298	A	Charleston So.	78 72	228	H	Presbyterian	61 47								
116	H	Liberty	68 73	116	A	Liberty	43 56								
325	H	Winthrop	80 60	200	A	Radford	56 54								
320	A	Longwood	89 70	136	H	UNC Asheville	81 82								
188	H	Gardner-Webb	72 79	325	A	Winthrop	74 67								
271	A	Coastal Caro.	53 79	268	A	Campbell	69 55								

Non-Div I Games: Greensboro 82 49

High Point

■ Loss,
 ■ Non-Conf, S Site,
 ■ Home
 ■ Away
 N Neutral

Average RPI Win:	205	WON-LOST	WINNING	LAST 10	STRENGTH OF	OPP. STRENGTH	TEAM	ADJ.	CONF.	ADJ CONF.
Average RPI Loss:	90	RECORD	PCT. RANK	GAMES	SCHEDULE	OF SCHEDULE	RPI	RPI	RPI	RPI
DIV. I ONLY	21- 7	51	6- 4	172	134	76	76	13	13	
DIV. I NON-CONF.	9- 2	37	0- 0	202	169	61	61	10	10	
TOTALS	RPI 1-25	RPI 26-50	W-L RECORDS	RPI 51-100	RPI 101-150	RPI 150+				
21- 7	0- 1	0- 2	OVERALL	3- 2	1- 0	17- 2				
12- 1	0- 0	0- 1	HOME	3- 0	1- 0	8- 0				
8- 5	0- 0	0- 1	AWAY	0- 2	0- 0	8- 2				
1- 1	0- 1	0- 0	NEUTRAL	0- 0	0- 0	1- 0				
9- 2	0- 1	0- 0	NON-CONFERENCE	1- 0	1- 0	7- 1				
4- 0	0- 0	0- 0	HOME	1- 0	1- 0	2- 0				
4- 1	0- 0	0- 0	AWAY	0- 0	0- 0	4- 1				
1- 1	0- 1	0- 0	NEUTRAL	0- 0	0- 0	1- 0				
12- 5	0- 0	0- 2	CONFERENCE	2- 2	0- 0	10- 1				
8- 1	0- 0	0- 1	HOME	2- 0	0- 0	6- 0				
4- 4	0- 0	0- 1	AWAY	0- 2	0- 0	4- 1				
0- 0	0- 0	0- 0	NEUTRAL	0- 0	0- 0	0- 0				

RPI 1-25				RPI 26-50				RPI 51-100				Team's RPI: 76	RPI 101+			
RPI	S	Opponent	Score	RPI	S	Opponent	Score	RPI	S	Opponent	Score		RPI	S	Opponent	Score
9	N	Oregon St.	50 73	37	A	James Madison	42 57	78	A	Drexel	64 67		121	H	Buffalo	79 36
				37	H	James Madison	54 71	78	H	Drexel	61 54		158	H	Northeastern	75 50
								93	A	Elon	60 61		160	H	Stony Brook	71 66
								93	H	Elon	59 49		167	A	Delaware	47 54
								99	H	Saint Joseph's	75 62		167	H	Delaware	58 49
													170	A	Marist	71 67
													191	A	Fairfield	67 53
													198	A	William & Mary	61 53
													198	H	William & Mary	75 45
													209	A	Massachusetts	56 57
													220	H	Navy	65 63
													229	A	Col. of Charleston	62 58
													229	H	Col. of Charleston	66 54
													262	A	UNCW	68 64
													262	H	UNCW	62 38
													271	N	Coastal Caro.	82 40
													280	A	American	60 51
													293	A	Towson	74 56
													293	H	Towson	64 60
													329	A	Delaware St.	66 49
LAST 12 Division I GAMES:																
229	H	Col. of Charleston	66 54	293	A	Towson	74 56									
78	H	Drexel	61 54	37	H	James Madison	54 71									
167	A	Delaware	47 54	93	H	Elon	59 49									
262	H	UNCW	62 38	78	A	Drexel	64 67									
37	A	James Madison	42 57	293	H	Towson	64 60									
198	A	William & Mary	61 53	158	H	Northeastern	75 50									

Non-Div I Games:

Hofstra

■ Loss,
 ■ Non-Conf, S Site,
 ■ Home
 ■ Away
 N Neutral

Holy Cross

Through Games Of Feb. 28, 2016

Average RPI Win:	285	WON-LOST	WINNING	LAST 10	STRENGTH OF	OPP. STRENGTH	TEAM	ADJ.	CONF.	ADJ CONF.
Average RPI Loss:	156	RECORD	PCT. RANK	GAMES	SCHEDULE	OF SCHEDULE	RPI	RPI	RPI	RPI
DIV. I ONLY	13- 15	192	6- 4	287	253	251	251	25	25	
DIV. I NON-CONF.	3- 8	258	0- 0	295	152	314	314	27	27	
TOTALS	RPI 1-25	RPI 26-50	W-L RECORDS	RPI 51-100	RPI 101-150	RPI 150+				
13- 15	0- 0	0- 0	OVERALL	0- 5	0- 3	13- 7				
9- 5	0- 0	0- 0	HOME	0- 2	0- 0	9- 3				
4- 10	0- 0	0- 0	AWAY	0- 3	0- 3	4- 4				
0- 0	0- 0	0- 0	NEUTRAL	0- 0	0- 0	0- 0				
3- 8	0- 0	0- 0	NON-CONFERENCE	0- 1	0- 3	3- 4				
3- 2	0- 0	0- 0	HOME	0- 0	0- 0	3- 2				
0- 6	0- 0	0- 0	AWAY	0- 1	0- 3	0- 2				
0- 0	0- 0	0- 0	NEUTRAL	0- 0	0- 0	0- 0				
10- 7	0- 0	0- 0	CONFERENCE	0- 4	0- 0	10- 3				
6- 3	0- 0	0- 0	HOME	0- 2	0- 0	6- 1				
4- 4	0- 0	0- 0	AWAY	0- 2	0- 0	4- 2				
0- 0	0- 0	0- 0	NEUTRAL	0- 0	0- 0	0- 0				

RPI S	Opponent	Score	RPI S	Opponent	Score	RPI S	Opponent	Score	RPI S	Opponent	Score	Team's RPI: 251
						66	A Army West Point	58 77	115	A Boston College	51 60	
						66	H Army West Point	49 80	127	A Penn St.	82 86	
						83	A Quinnipiac	61 74	130	A Pittsburgh	50 56	
						86	A Bucknell	64 74	163	A Yale	59 69	
						86	H Bucknell	51 58	206	A Lehigh	58 61	
									206	H Lehigh	77 71	
									209	H Massachusetts	60 74	
									220	A Navy	49 50	
									220	H Navy	57 49	
									230	H Dartmouth	54 60	
									238	H Bryant	65 64	
									241	H Loyola Maryland	49 59	
									245	H Manhattan	58 44	
									280	A American	59 50	
									280	H American	59 54	
									283	H Vermont	77 63	
									307	A Colgate	80 71	
									307	H Colgate	70 61	
									317	A UMass Lowell	67 75	
									327	A Lafayette	57 54	
									327	H Lafayette	66 49	
									344	A Boston U.	60 41	
									344	H Boston U.	74 50	
LAST 12 Division I GAMES:												
			344	H Boston U.	74 50		86	A Bucknell	64 74			
			241	H Loyola Maryland	49 59		307	H Colgate	70 61			
			280	A American	59 50		220	A Navy	49 50			
			66	H Army West Point	49 80		280	H American	59 54			
			206	H Lehigh	77 71		66	A Army West Point	58 77			
			327	A Lafayette	57 54		206	A Lehigh	58 61			

Non-Div I Games:

Holy Cross

■ Loss,
 ■ Non-Conf,
 ■ S Site,
 ■ H Home
 ■ A Away
 N Neutral

Average RPI Win: 242	WON-LOST	WINNING	LAST 10	STRENGTH OF	OPP. STRENGTH	TEAM	ADJ.	CONF.	ADJ CONF.
Average RPI Loss: 136	RECORD	PCT. RANK	GAMES	SCHEDULE	OF SCHEDULE	RPI	RPI	RPI	RPI
DIV. I ONLY	6- 22	305	2- 8	199	105	282	282	9	9
DIV. I NON-CONF.	4- 7	222	0- 0	177	288	219	219	7	7
TOTALS	RPI 1-25	RPI 26-50	W-L RECORDS	RPI 51-100	RPI 101-150	RPI 150+			
6- 22	0- 1	0- 2	OVERALL	0- 5	1- 3	5- 11			
2- 10	0- 1	0- 0	HOME	0- 2	1- 1	1- 6			
4- 9	0- 0	0- 1	AWAY	0- 2	0- 1	4- 5			
0- 3	0- 0	0- 1	NEUTRAL	0- 1	0- 1	0- 0			
4- 7	0- 0	0- 1	NON-CONFERENCE	0- 1	1- 2	3- 3			
1- 3	0- 0	0- 0	HOME	0- 0	1- 1	0- 2			
3- 1	0- 0	0- 0	AWAY	0- 0	0- 0	3- 1			
0- 3	0- 0	0- 1	NEUTRAL	0- 1	0- 1	0- 0			
2- 15	0- 1	0- 1	CONFERENCE	0- 4	0- 1	2- 8			
1- 7	0- 1	0- 0	HOME	0- 2	0- 0	1- 4			
1- 8	0- 0	0- 1	AWAY	0- 2	0- 1	1- 4			
0- 0	0- 0	0- 0	NEUTRAL	0- 0	0- 0	0- 0			

RPI	S	Opponent	Score	RPI	S	Opponent	Score	RPI	S	Opponent	Score	RPI	S	Opponent	Score	Team's RPI: 282
3	H	UConn	37 76	30	A	South Fla.	49 73	58	A	Temple	48 78	102	A	Memphis	57 74	
				38	N	George Washington	78 82	58	H	Temple	66 75	105	N	Wright St.	61 75	
								64	N	Iowa	50 64	133	H	La.-Lafayette	52 51	
								80	A	Tulane	48 70	135	H	Long Beach St.	41 47	
								80	H	Tulane	56 59	162	A	East Carolina	70 76	
												162	H	East Carolina	59 68	
												179	A	SMU	63 54	
												179	H	SMU	48 50	
												184	A	Tulsa	28 44	
												184	H	Tulsa	62 79	
												203	H	UNLV	60 63	
												211	H	UTRGV	45 55	
												221	A	Rice	62 59	
												222	A	Cincinnati	50 56	
												222	H	Cincinnati	61 67	
												229	A	Col. of Charleston	48 55	
												270	A	UCF	62 65	
												270	H	UCF	64 55	
												314	A	A&M-Corpus Christi	76 73	
												333	A	Incarinate Word	67 51	
LAST 12 Division I GAMES:																
179	A	SMU	63 54	270	H	UCF	64 55	222	A	Cincinnati	50 56					
270	A	UCF	62 65	30	A	South Fla.	49 73	58	A	Temple	48 78					
222	H	Cincinnati	61 67	184	H	Tulsa	62 79	162	A	East Carolina	70 76					
162	H	East Carolina	59 68													
184	A	Tulsa	28 44													
80	H	Tulane	56 59													

Non-Div I Games:

Houston

■ Loss,
 ■ Non-Conf, S Site,
 ■ Home
 ■ Away
 N Neutral

Houston Baptist

Through Games Of Feb. 28, 2016

Average RPI Win:	289	WON-LOST	WINNING	LAST 10	STRENGTH OF	OPP. STRENGTH	TEAM	ADJ.	CONF.	ADJ CONF.
Average RPI Loss:	162	RECORD	PCT. RANK	GAMES	SCHEDULE	OF SCHEDULE	RPI	RPI	RPI	RPI
DIV. I ONLY	9- 14	239	4- 6	223	294	246	246	26	26	
DIV. I NON-CONF.	2- 5	253	0- 0	129	309	217	217	26	26	
TOTALS	RPI 1-25	RPI 26-50	W-L RECORDS	RPI 51-100	RPI 101-150	RPI 150+				
9- 14	0- 1	0- 0	OVERALL	0- 2	0- 3	9- 8				
4- 5	0- 0	0- 0	HOME	0- 1	0- 1	4- 3				
4- 9	0- 1	0- 0	AWAY	0- 1	0- 2	4- 5				
1- 0	0- 0	0- 0	NEUTRAL	0- 0	0- 0	1- 0				
2- 5	0- 1	0- 0	NON-CONFERENCE	0- 0	0- 1	2- 3				
0- 2	0- 0	0- 0	HOME	0- 0	0- 1	0- 1				
1- 3	0- 1	0- 0	AWAY	0- 0	0- 0	1- 2				
1- 0	0- 0	0- 0	NEUTRAL	0- 0	0- 0	1- 0				
7- 9	0- 0	0- 0	CONFERENCE	0- 2	0- 2	7- 5				
4- 3	0- 0	0- 0	HOME	0- 1	0- 0	4- 2				
3- 6	0- 0	0- 0	AWAY	0- 1	0- 2	3- 3				
0- 0	0- 0	0- 0	NEUTRAL	0- 0	0- 0	0- 0				

RPI 1-25				RPI 26-50				RPI 51-100				RPI 101+ Team's RPI: 246			
RPI	S	Opponent	Score	RPI	S	Opponent	Score	RPI	S	Opponent	Score	RPI	S	Opponent	Score
22	A	UTEP	63 98					71	A	Abilene Christian	60 77	113	A	Central Ark.	44 45
								71	H	Abilene Christian	55 76	122	A	Northwestern St.	44 55
												143	H	UT Arlington	40 64
												153	H	McNeese St.	64 71
												183	A	New Mexico	57 65
												202	A	Stephen F. Austin	54 66
												202	H	Stephen F. Austin	50 64
												212	H	Texas St.	66 71
												225	A	Sam Houston St.	70 78
												225	H	Sam Houston St.	67 63
												243	A	Texas Southern	77 65
												256	N	Omaha	64 51
												260	A	UTSA	50 79
												286	A	Lamar	70 77
												286	H	Lamar	77 66
												306	H	Southeastern La.	64 56
												311	H	Nicholls St.	80 71
												314	A	A&M-Corpus Christi	73 59
												330	A	New Orleans	71 51
												333	A	Incarnate Word	62 61
LAST 12 Division I GAMES:															
202	A	Stephen F. Austin	54 66	314	A	A&M-Corpus Christi	73 59								
71	H	Abilene Christian	55 76	225	H	Sam Houston St.	67 63								
333	A	Incarnate Word	62 61	71	A	Abilene Christian	60 77								
225	A	Sam Houston St.	70 78	286	A	Lamar	70 77								
286	H	Lamar	77 66	330	A	New Orleans	71 51								
202	H	Stephen F. Austin	50 64	113	A	Central Ark.	44 45								

Non-Div I Games: Trinity (TX) 60 46 Huston-Tillotson 96 65 Paul Quinn 95 42

Houston Baptist

Loss, Non-Conf, S Site, H Home A Away N Neutral

Average RPI Win: 249	WON-LOST	WINNING	LAST 10	STRENGTH OF	OPP. STRENGTH	TEAM	ADJ.	CONF.	ADJ CONF.
Average RPI Loss: 222	RECORD	PCT. RANK	GAMES	SCHEDULE	OF SCHEDULE	RPI	RPI	RPI	RPI
DIV. I ONLY	5- 23	315	2- 8	315	309	334	334	31	31
DIV. I NON-CONF.	2- 11	306	0- 0	218	192	293	293	30	30
TOTALS	RPI 1-25	RPI 26-50	W-L RECORDS	RPI 51-100	RPI 101-150	RPI 150+			
5- 23	0- 2	0- 0	OVERALL	0- 0	0- 3	5- 18			
2- 10	0- 0	0- 0	HOME	0- 0	0- 0	2- 10			
3- 12	0- 1	0- 0	AWAY	0- 0	0- 2	3- 8			
0- 1	0- 0	0- 0	NEUTRAL	0- 0	0- 1	0- 0			
2- 11	0- 2	0- 0	NON-CONFERENCE	0- 0	0- 3	2- 6			
1- 3	0- 0	0- 0	HOME	0- 0	0- 0	1- 3			
1- 7	0- 2	0- 0	AWAY	0- 0	0- 2	1- 3			
0- 1	0- 0	0- 0	NEUTRAL	0- 0	0- 1	0- 0			
3- 12	0- 0	0- 0	CONFERENCE	0- 0	0- 0	3- 12			
1- 7	0- 0	0- 0	HOME	0- 0	0- 0	1- 7			
2- 5	0- 0	0- 0	AWAY	0- 0	0- 0	2- 5			
0- 0	0- 0	0- 0	NEUTRAL	0- 0	0- 0	0- 0			

RPI 1-25				RPI 26-50				RPI 51-100				RPI 101+ Team's RPI: 334			
RPI	S	Opponent	Score	RPI	S	Opponent	Score	RPI	S	Opponent	Score	RPI	S	Opponent	Score
16	A	Syracuse	48 97									111	N	Mercer	53 70
23	A	Duquesne	62 86									117	A	Northwestern	49 89
												125	A	Arizona	28 65
												155	H	Old Dominion	64 83
												157	A	Xavier	47 70
												159	H	Cornell	76 74
												165	A	Hampton	48 77
												165	H	Hampton	83 77
												215	A	N.C. A&T	70 88
												232	A	Ill.-Chicago	48 75
												249	A	Morgan St.	66 78
												255	A	Coppin St.	71 69
												255	H	Coppin St.	67 83
												264	H	Bethune-Cookman	77 81
												269	A	Georgia St.	58 65
												276	H	La Salle	68 71
												287	A	UMES	59 62
												287	H	UMES	57 79
												292	H	Savannah St.	64 69
												294	H	Florida A&M	53 64
												308	H	South Carolina St.	63 65
												319	A	Mt. St. Mary's	62 49
												326	H	LIU Brooklyn	72 89
												329	A	Delaware St.	86 87
												347	H	Norfolk St.	108 110
												348	A	N.C. Central	68 61
LAST 12 Division I GAMES:															
165	A	Hampton	48 77	347	H	Norfolk St.	108 110								
308	H	South Carolina St.	63 65	287	A	UMES	59 62								
292	H	Savannah St.	64 69	249	A	Morgan St.	66 78								
287	H	UMES	57 79	264	H	Bethune-Cookman	77 81								
255	A	Coppin St.	71 69	294	H	Florida A&M	53 64								
165	H	Hampton	83 77	329	A	Delaware St.	86 87								

Non-Div I Games:

Howard

■ Loss,
 ■ Non-Conf,
 ■ S Site,
 ■ Home
 ■ A Away
 N Neutral

Average RPI Win:	286	WON-LOST	WINNING	LAST 10	STRENGTH OF	OPP. STRENGTH	TEAM	ADJ.	CONF.	ADJ CONF.
Average RPI Loss:	158	RECORD	PCT. RANK	GAMES	SCHEDULE	OF SCHEDULE	RPI	RPI	RPI	RPI
DIV. I ONLY	5- 22	312	3- 7	178	243	313	313	18	18	
DIV. I NON-CONF.	2- 9	296	0- 0	182	284	301	301	19	19	
TOTALS	RPI 1-25	RPI 26-50	W-L RECORDS	RPI 51-100	RPI 101-150	RPI 150+				
5- 22	0- 0	0- 2	OVERALL	0- 4	1- 7	4- 9				
5- 8	0- 0	0- 1	HOME	0- 2	1- 2	4- 3				
0- 14	0- 0	0- 1	AWAY	0- 2	0- 5	0- 6				
0- 0	0- 0	0- 0	NEUTRAL	0- 0	0- 0	0- 0				
2- 9	0- 0	0- 2	NON-CONFERENCE	0- 0	0- 4	2- 3				
2- 3	0- 0	0- 1	HOME	0- 0	0- 1	2- 1				
0- 6	0- 0	0- 1	AWAY	0- 0	0- 3	0- 2				
0- 0	0- 0	0- 0	NEUTRAL	0- 0	0- 0	0- 0				
3- 13	0- 0	0- 0	CONFERENCE	0- 4	1- 3	2- 6				
3- 5	0- 0	0- 0	HOME	0- 2	1- 1	2- 2				
0- 8	0- 0	0- 0	AWAY	0- 2	0- 2	0- 4				
0- 0	0- 0	0- 0	NEUTRAL	0- 0	0- 0	0- 0				

I
P
F
WI
P
F
W

RPI S	Opponent	Score	RPI S	Opponent	Score	RPI S	Opponent	Score	RPI S	Opponent	Score	Team's RPI: 313
40	H Indiana	72 79	44	A Ohio	52 79	57	A South Dakota	60 92	114	A IUPUI	52 63	
						57	H South Dakota	63 90	114	H IUPUI	50 69	
						60	A South Dakota St.	64 92	138	H Western Mich.	48 70	
						60	H South Dakota St.	42 61	140	A Northern Ky.	64 77	
									145	A Oral Roberts	59 61	
									145	H Oral Roberts	54 48	
									149	A Detroit	63 64	
									150	A Milwaukee	60 73	
									191	A Fairfield	62 74	
									208	H USC Upstate	81 84	
									213	A Oakland	74 81	
									231	A Western Ill.	87 88	
									231	H Western Ill.	74 78	
									256	A Omaha	64 71	
									256	H Omaha	58 60	
									303	A Denver	50 53	
									303	H Denver	61 49	
									321	H Kent St.	86 68	
									323	A North Dakota St.	85 94	
									323	H North Dakota St.	85 69	
									340	H Chicago St.	62 51	
LAST 12 Division I GAMES:												
323	H North Dakota St.	85 69	231	A Western Ill.	87 88							
57	H South Dakota	63 90	303	H Denver	61 49							
114	A IUPUI	52 63	256	H Omaha	58 60							
145	H Oral Roberts	54 48	323	A North Dakota St.	85 94							
60	A South Dakota St.	64 92	57	A South Dakota	60 92							
256	A Omaha	64 71	145	A Oral Roberts	59 61							

Non-Div I Games: Trine 82 62 Grace (IN) 91 39

IPFW

Loss, Non-Conf, S Site, H Home A Away N Neutral

Average RPI Loss: 137

Average RPI Win:	220	WON-LOST	WINNING	LAST 10	STRENGTH OF	OPP. STRENGTH	TEAM	ADJ.	CONF.	ADJ CONF.
Average RPI Loss:	137	RECORD	PCT. RANK	GAMES	SCHEDULE	OF SCHEDULE	RPI	RPI	RPI	RPI
DIV. I ONLY	18- 9	77	7- 3	207	201	114	114	18	18	
DIV. I NON-CONF.	7- 4	110	0- 0	160	151	104	104	19	19	

TOTALS	RPI 1-25	RPI 26-50	W-L RECORDS	RPI 51-100	RPI 101-150	RPI 150+				
18- 9	0- 1	0- 0	OVERALL	4- 4	2- 1	12- 3				
9- 3	0- 0	0- 0	HOME	3- 2	0- 1	6- 0				
8- 6	0- 1	0- 0	AWAY	1- 2	2- 0	5- 3				
1- 0	0- 0	0- 0	NEUTRAL	0- 0	0- 0	1- 0				
7- 4	0- 1	0- 0	NON-CONFERENCE	3- 1	1- 0	3- 2				
3- 1	0- 0	0- 0	HOME	2- 1	0- 0	1- 0				
3- 3	0- 1	0- 0	AWAY	1- 0	1- 0	1- 2				
1- 0	0- 0	0- 0	NEUTRAL	0- 0	0- 0	1- 0				
11- 5	0- 0	0- 0	CONFERENCE	1- 3	1- 1	9- 1				
6- 2	0- 0	0- 0	HOME	1- 1	0- 1	5- 0				
5- 3	0- 0	0- 0	AWAY	0- 2	1- 0	4- 1				
0- 0	0- 0	0- 0	NEUTRAL	0- 0	0- 0	0- 0				

RPI 1-25				RPI 26-50				RPI 51-100				RPI 101+				Team's RPI: 114	
RPI	S	Opponent	Score	RPI	S	Opponent	Score	RPI	S	Opponent	Score	RPI	S	Opponent	Score		
14	A	Louisville	61 70					57	A	South Dakota	59 65	145	A	Oral Roberts	57 54		
								57	H	South Dakota	63 74	145	H	Oral Roberts	47 52		
								60	A	South Dakota St.	66 68	147	A	SIUE	85 67		
								60	H	South Dakota St.	63 60	202	N	Stephen F. Austin	62 55		
								73	H	Georgia Tech	50 60	217	H	Indiana St.	68 43		
								84	H	VCU	70 69	231	A	Western Ill.	68 60		
								91	H	Belmont	62 59	231	H	Western Ill.	96 87		
								95	A	Marquette	60 55	236	A	North Texas	67 68		
												256	A	Omaha	54 57		
												256	H	Omaha	75 59		
												303	A	Denver	67 54		
												303	H	Denver	81 75		
												313	A	IPFW	69 50		
												313	H	IPFW	63 52		
												323	A	North Dakota St.	64 63		
												323	H	North Dakota St.	67 44		
												331	A	Evansville	68 62		
												338	A	Eastern Ill.	71 77		
LAST 12 Division I GAMES:																	
				57	H	South Dakota	63 74	231	H	Western Ill.	96 87						
				60	H	South Dakota St.	63 60	145	A	Oral Roberts	57 54						
				313	H	IPFW	63 52	303	H	Denver	81 75						
				256	A	Omaha	54 57	57	A	South Dakota	59 65						
				303	A	Denver	67 54	60	A	South Dakota St.	66 68						
				323	A	North Dakota St.	64 63	323	H	North Dakota St.	67 44						

Non-Div I Games:	Oakland City	104	30	Ind.-Southeast	99	50
------------------	--------------	-----	----	----------------	----	----

IUPUI

Loss, Non-Conf, S Site, H Home A Away N Neutral

Average RPI Win: 233	WON-LOST	WINNING	LAST 10	STRENGTH OF	OPP. STRENGTH	TEAM	ADJ.	CONF.	ADJ CONF.
Average RPI Loss: 120	RECORD	PCT. RANK	GAMES	SCHEDULE	OF SCHEDULE	RPI	RPI	RPI	RPI
DIV. I ONLY	18- 8	68	7- 3	282	137	139	139	20	20
DIV. I NON-CONF.	6- 4	125	0- 0	174	101	143	143	23	23
TOTALS	RPI 1-25	RPI 26-50	W-L RECORDS	RPI 51-100	RPI 101-150	RPI 150+			
18- 8	0- 1	0- 0	OVERALL	0- 2	3- 2	15- 3			
11- 3	0- 0	0- 0	HOME	0- 1	1- 1	10- 1			
5- 4	0- 1	0- 0	AWAY	0- 0	1- 1	4- 2			
2- 1	0- 0	0- 0	NEUTRAL	0- 1	1- 0	1- 0			
6- 4	0- 1	0- 0	NON-CONFERENCE	0- 2	1- 1	5- 0			
4- 1	0- 0	0- 0	HOME	0- 1	0- 0	4- 0			
0- 2	0- 1	0- 0	AWAY	0- 0	0- 1	0- 0			
2- 1	0- 0	0- 0	NEUTRAL	0- 1	1- 0	1- 0			
12- 4	0- 0	0- 0	CONFERENCE	0- 0	2- 1	10- 3			
7- 2	0- 0	0- 0	HOME	0- 0	1- 1	6- 1			
5- 2	0- 0	0- 0	AWAY	0- 0	1- 0	4- 2			
0- 0	0- 0	0- 0	NEUTRAL	0- 0	0- 0	0- 0			

RPI 1-25			RPI 26-50			RPI 51-100			RPI 101+ Team's RPI: 139		
RPI	S	Opponent	Score	RPI	S	Opponent	Score	RPI	S	Opponent	Score
9	A	Oregon St.	44 69					51	N	Duke	68 74
								71	H	Abilene Christian	59 71
								110	N	Iowa St.	97 65
								112	A	North Dakota	65 59
								112	H	North Dakota	92 65
								141	A	Texas Tech	62 78
								141	H	Montana St.	59 62
								172	H	Montana	78 61
								174	A	Sacramento St.	98 88
								174	H	Sacramento St.	107 60
								182	A	Eastern Wash.	70 84
								182	H	Eastern Wash.	66 74
								185	A	Northern Colo.	68 70
								185	H	Northern Colo.	66 56
								212	N	Texas St.	75 55
								237	H	Wyoming	61 57
								263	H	Seattle	64 60
								266	H	UC Santa Barbara	64 42
								291	A	Northern Ariz.	72 51
								291	H	Northern Ariz.	76 59
								299	H	CSUN	106 50
								318	A	Portland St.	94 65
								318	H	Portland St.	84 63
								328	A	Southern Utah	62 51
								328	H	Southern Utah	93 48
LAST 12 Division I GAMES:											
182	A	Eastern Wash.	70 84	328	H	Southern Utah	93 48				
174	H	Sacramento St.	107 60	318	A	Portland St.	94 65				
318	H	Portland St.	84 63	174	A	Sacramento St.	98 88				
112	A	North Dakota	65 59	141	H	Montana St.	59 62				
185	A	Northern Colo.	68 70	172	H	Montana	78 61				
291	H	Northern Ariz.	76 59	328	A	Southern Utah	62 51				

Non-Div I Games: Carroll (MT) 75 47 Northwest Chrst. 71 48

Idaho

■ Loss,
 ■ Non-Conf, S Site,
 ■ Home
 ■ Away
 N Neutral

Average RPI Win:	258	WON-LOST	WINNING	LAST 10	STRENGTH OF	OPP. STRENGTH	TEAM	ADJ.	CONF.	ADJ CONF.
Average RPI Loss:	146	RECORD	PCT. RANK	GAMES	SCHEDULE	OF SCHEDULE	RPI	RPI	RPI	RPI
DIV. I ONLY	11- 14	211	3- 5	295	158	233	233	20	20	
DIV. I NON-CONF.	5- 4	138	0- 1	92	124	84	84	23	23	
TOTALS	RPI 1-25	RPI 26-50	W-L RECORDS	RPI 51-100	RPI 101-150	RPI 150+				
11- 14	0- 2	0- 0	OVERALL	0- 0	0- 5	11- 7				
5- 4	0- 0	0- 0	HOME	0- 0	0- 1	5- 3				
5- 10	0- 2	0- 0	AWAY	0- 0	0- 4	5- 4				
1- 0	0- 0	0- 0	NEUTRAL	0- 0	0- 0	1- 0				
5- 4	0- 2	0- 0	NON-CONFERENCE	0- 0	0- 2	5- 0				
2- 0	0- 0	0- 0	HOME	0- 0	0- 0	2- 0				
2- 4	0- 2	0- 0	AWAY	0- 0	0- 2	2- 0				
1- 0	0- 0	0- 0	NEUTRAL	0- 0	0- 0	1- 0				
6- 10	0- 0	0- 0	CONFERENCE	0- 0	0- 3	6- 7				
3- 4	0- 0	0- 0	HOME	0- 0	0- 1	3- 3				
3- 6	0- 0	0- 0	AWAY	0- 0	0- 2	3- 4				
0- 0	0- 0	0- 0	NEUTRAL	0- 0	0- 0	0- 0				

RPI 1-25				RPI 26-50				RPI 51-100				RPI 101+ Team's RPI: 233			
RPI	S	Opponent	Score	RPI	S	Opponent	Score	RPI	S	Opponent	Score	RPI	S	Opponent	Score
20	A	Michigan St.	60 79									112	A	North Dakota	42 45
22	A	UTEP	54 67									112	H	North Dakota	57 60
												117	A	Northwestern	36 72
												141	A	Texas Tech	64 79
												141	A	Montana St.	80 82
												151	A	Boise St.	80 77
												172	A	Montana	47 62
												174	A	Sacramento St.	62 83
												174	H	Sacramento St.	59 68
												185	A	Northern Colo.	47 48
												185	H	Northern Colo.	59 61
												196	A	Weber St.	58 57
												196	H	Weber St.	46 61
												204	A	Utah Valley	56 47
												218	H	Utah St.	81 67
												224	N	Southeast Mo. St.	65 64
												263	H	Seattle	83 67
												291	A	Northern Ariz.	62 63
												291	H	Northern Ariz.	71 61
												318	A	Portland St.	64 42
												318	H	Portland St.	71 70
												328	A	Southern Utah	71 67
												328	H	Southern Utah	64 47
LAST 12 Division I GAMES:															
22	A	UTEP	54 67	318	A	Portland St.	64 42								
141	A	Montana St.	80 82	185	H	Northern Colo.	59 61								
172	A	Montana	47 62	112	H	North Dakota	57 60								
328	H	Southern Utah	64 47	291	A	Northern Ariz.	62 63								
291	H	Northern Ariz.	71 61	328	A	Southern Utah	71 67								
174	A	Sacramento St.	62 83	196	A	Weber St.	58 57								

Non-Div I Games: Colo. Christian 82 56 Montana Tech 82 55

Idaho St.

Loss, Non-Conf, S Site, H Home A Away N Neutral

Average RPI Win:	269	WON-LOST	WINNING	LAST 10	STRENGTH OF	OPP. STRENGTH	TEAM	ADJ.	CONF.	ADJ CONF.
Average RPI Loss:	131	RECORD	PCT. RANK	GAMES	SCHEDULE	OF SCHEDULE	RPI	RPI	RPI	RPI
DIV. I ONLY	12- 16	215	3- 7	248	190	232	232	14	14	
DIV. I NON-CONF.	9- 2	37	0- 0	342	298	171	171	16	16	
TOTALS	RPI 1-25	RPI 26-50	W-L RECORDS	RPI 51-100	RPI 101-150	RPI 150+				
12- 16	0- 2	0- 0	OVERALL	1- 1	1- 10	10- 3				
5- 8	0- 1	0- 0	HOME	1- 0	0- 6	4- 1				
7- 8	0- 1	0- 0	AWAY	0- 1	1- 4	6- 2				
0- 0	0- 0	0- 0	NEUTRAL	0- 0	0- 0	0- 0				
9- 2	0- 0	0- 0	NON-CONFERENCE	1- 1	0- 1	8- 0				
4- 1	0- 0	0- 0	HOME	1- 0	0- 1	3- 0				
5- 1	0- 0	0- 0	AWAY	0- 1	0- 0	5- 0				
0- 0	0- 0	0- 0	NEUTRAL	0- 0	0- 0	0- 0				
3- 14	0- 2	0- 0	CONFERENCE	0- 0	1- 9	2- 3				
1- 7	0- 1	0- 0	HOME	0- 0	0- 5	1- 1				
2- 7	0- 1	0- 0	AWAY	0- 0	1- 4	1- 2				
0- 0	0- 0	0- 0	NEUTRAL	0- 0	0- 0	0- 0				

RPI 1-25				RPI 26-50				RPI 51-100				RPI 101+ Team's RPI: 232			
RPI	S	Opponent	Score	RPI	S	Opponent	Score	RPI	S	Opponent	Score	RPI	S	Opponent	Score
21	A	Green Bay	22 64					59	A	Purdue	51 62	104	H	Toledo	51 60
21	H	Green Bay	40 58					74	H	Central Mich.	66 63	105	A	Wright St.	62 73
												105	H	Wright St.	72 80
												129	A	Youngstown St.	41 62
												129	H	Youngstown St.	64 69
												140	A	Northern Ky.	53 55
												140	H	Northern Ky.	61 72
												149	A	Detroit	65 51
												149	H	Detroit	80 89
												150	A	Milwaukee	53 54
												150	H	Milwaukee	56 62
												213	A	Oakland	73 78
												213	H	Oakland	76 78
												231	A	Western Ill.	78 70
												244	A	Valparaiso	54 50
												272	A	Cleveland St.	69 72
												272	H	Cleveland St.	80 62
												300	A	Bradley	66 56
												303	A	Denver	56 46
												316	H	Nevada	70 55
												322	A	Illinois St.	74 65
												334	H	Howard	75 48
												338	H	Eastern Ill.	66 54
												340	A	Chicago St.	51 47
LAST 12 Division I GAMES:															
129	A	Youngstown St.	41 62	105	H	Wright St.	72 80								
272	A	Cleveland St.	69 72	140	H	Northern Ky.	61 72								
150	H	Milwaukee	56 62	244	A	Valparaiso	54 50								
21	H	Green Bay	40 58	272	H	Cleveland St.	80 62								
213	A	Oakland	73 78	129	H	Youngstown St.	64 69								
149	A	Detroit	65 51	21	A	Green Bay	22 64								

Non-Div I Games:

Ill.-Chicago

■ Loss,
■ Non-Conf, S Site,
■ Home
■ Away
N Neutral

Average RPI Win:	165	WON-LOST	WINNING	LAST 10	STRENGTH OF	OPP. STRENGTH	TEAM	ADJ.	CONF.	ADJ CONF.
Average RPI Loss:	57	RECORD	PCT. RANK	GAMES	SCHEDULE	OF SCHEDULE	RPI	RPI	RPI	RPI
DIV. I ONLY	9- 20	272	1- 9	11	53	164	164	5	5	
DIV. I NON-CONF.	7- 4	110	0- 0	12	228	72	72	4	4	
TOTALS	RPI 1-25	RPI 26-50	W-L RECORDS	RPI 51-100	RPI 101-150	RPI 150+				
9- 20	0- 4	1- 4	OVERALL	2- 9	1- 3	5- 0				
8- 10	0- 3	1- 2	HOME	2- 3	1- 2	4- 0				
1- 10	0- 1	0- 2	AWAY	0- 6	0- 1	1- 0				
0- 0	0- 0	0- 0	NEUTRAL	0- 0	0- 0	0- 0				
7- 4	0- 0	1- 2	NON-CONFERENCE	2- 1	1- 1	3- 0				
7- 2	0- 0	1- 1	HOME	2- 1	1- 0	3- 0				
0- 2	0- 0	0- 1	AWAY	0- 0	0- 1	0- 0				
0- 0	0- 0	0- 0	NEUTRAL	0- 0	0- 0	0- 0				
2- 16	0- 4	0- 2	CONFERENCE	0- 8	0- 2	2- 0				
1- 8	0- 3	0- 1	HOME	0- 2	0- 2	1- 0				
1- 8	0- 1	0- 1	AWAY	0- 6	0- 0	1- 0				
0- 0	0- 0	0- 0	NEUTRAL	0- 0	0- 0	0- 0				

RPI	S	Opponent	Score	RPI	S	Opponent	Score	RPI	S	Opponent	Score	RPI	S	Opponent	Score	Team's RPI: 164
5	A	Ohio St.	74 117	34	A	Miami (FL)	64 73	53	A	Rutgers	54 67	102	A	Memphis	75 81	
5	H	Ohio St.	70 80	38	H	George Washington	57 70	53	H	Rutgers	56 63	117	H	Northwestern	59 69	
11	H	Maryland	63 79	40	A	Indiana	66 68	57	H	South Dakota	76 85	127	H	Penn St.	56 65	
20	H	Michigan St.	43 71	40	H	Indiana	68 80	59	A	Purdue	65 69	128	H	Southern Ill.	78 64	
				44	H	Ohio	62 53	64	A	Iowa	56 61	177	A	Wisconsin	76 56	
								68	A	Michigan	83 96	177	H	Wisconsin	71 65	
								74	H	Central Mich.	74 69	206	H	Lehigh	76 67	
								75	A	Minnesota	77 82	253	H	Tennessee St.	98 43	
								75	H	Minnesota	75 106	340	H	Chicago St.	67 36	
								89	H	UT Martin	94 74					
								90	A	Nebraska	57 73					
LAST 12 Division I GAMES:																
64	A	Iowa	56 61	68	A	Michigan	83 96									
20	H	Michigan St.	43 71	117	H	Northwestern	59 69									
5	A	Ohio St.	74 117	5	H	Ohio St.	70 80									
177	A	Wisconsin	76 56	75	A	Minnesota	77 82									
53	H	Rutgers	56 63	127	H	Penn St.	56 65									
40	H	Indiana	68 80	40	A	Indiana	66 68									

Non-Div I Games:

Illinois

Average RPI Win:	296	WON-LOST	WINNING	LAST 10	STRENGTH OF	OPP. STRENGTH	TEAM	ADJ.	CONF.	ADJ CONF.
Average RPI Loss:	173	RECORD	PCT. RANK	GAMES	SCHEDULE	OF SCHEDULE	RPI	RPI	RPI	RPI
DIV. I ONLY	7- 20	292	3- 7	289	229	322	322	21	21	
DIV. I NON-CONF.	2- 9	296	0- 0	306	287	341	341	17	17	
TOTALS	RPI 1-25	RPI 26-50	W-L RECORDS	RPI 51-100	RPI 101-150	RPI 150+				
7- 20	0- 1	0- 0	OVERALL	0- 1	0- 7	7- 11				
6- 8	0- 0	0- 0	HOME	0- 1	0- 4	6- 3				
1- 10	0- 1	0- 0	AWAY	0- 0	0- 3	1- 6				
0- 2	0- 0	0- 0	NEUTRAL	0- 0	0- 0	0- 2				
2- 9	0- 1	0- 0	NON-CONFERENCE	0- 0	0- 1	2- 7				
2- 3	0- 0	0- 0	HOME	0- 0	0- 1	2- 2				
0- 4	0- 1	0- 0	AWAY	0- 0	0- 0	0- 3				
0- 2	0- 0	0- 0	NEUTRAL	0- 0	0- 0	0- 2				
5- 11	0- 0	0- 0	CONFERENCE	0- 1	0- 6	5- 4				
4- 5	0- 0	0- 0	HOME	0- 1	0- 3	4- 1				
1- 6	0- 0	0- 0	AWAY	0- 0	0- 3	1- 3				
0- 0	0- 0	0- 0	NEUTRAL	0- 0	0- 0	0- 0				

RPI S	Opponent	Score	RPI S	Opponent	Score	RPI S	Opponent	Score	RPI S	Opponent	Score	Team's RPI: 322
19	A DePaul	41 89				96	H Missouri St.	51 73	106	A Drake	41 76	
									106	H Drake	58 98	
									107	A UNI	51 65	
									107	H UNI	35 61	
									128	A Southern Ill.	71 76	
									128	H Southern Ill.	55 68	
									147	H SIUE	57 65	
									163	A Yale	47 60	
									175	A Loyola Chicago	61 73	
									175	H Loyola Chicago	41 57	
									217	A Indiana St.	56 63	
									217	H Indiana St.	73 62	
									231	H Western Ill.	64 79	
									232	H Ill.-Chicago	65 74	
									252	N Northern Ill.	59 68	
									256	N Omaha	56 60	
									257	A Bowling Green	52 70	
									260	A UTSA	51 77	
									267	H Murray St.	81 76	
									288	H Wichita St.	70 49	
									300	A Bradley	38 52	
									300	H Bradley	54 49	
									331	A Evansville	64 57	
									331	H Evansville	65 59	
									340	H Chicago St.	57 53	
LAST 12 Division I GAMES:												
331	H Evansville	65 59	217	H Indiana St.	73 62							
128	H Southern Ill.	55 68	128	A Southern Ill.	71 76							
300	A Bradley	38 52	331	A Evansville	64 57							
175	A Loyola Chicago	61 73	175	H Loyola Chicago	41 57							
107	H UNI	35 61	300	H Bradley	54 49							
106	H Drake	58 98	106	A Drake	41 76							

Non-Div I Games:

Illinois St.

■ Loss,
 ■ Non-Conf, S Site,
 ■ Home
 ■ Away
 N Neutral

Average RPI Win:	257	WON-LOST	WINNING	LAST 10	STRENGTH OF	OPP. STRENGTH	TEAM	ADJ.	CONF.	ADJ CONF.
Average RPI Loss:	210	RECORD	PCT. RANK	GAMES	SCHEDULE	OF SCHEDULE	RPI	RPI	RPI	RPI
DIV. I ONLY	3- 20	335	1- 9	286	300	333	333	26	26	
DIV. I NON-CONF.	0- 7	338	0- 0	179	271	334	334	26	26	
TOTALS	RPI 1-25	RPI 26-50	W-L RECORDS	RPI 51-100	RPI 101-150	RPI 150+				
3- 20	0- 0	0- 1	OVERALL	0- 2	0- 3	3- 14				
0- 12	0- 0	0- 0	HOME	0- 1	0- 2	0- 9				
3- 8	0- 0	0- 1	AWAY	0- 1	0- 1	3- 5				
0- 0	0- 0	0- 0	NEUTRAL	0- 0	0- 0	0- 0				
0- 7	0- 0	0- 1	NON-CONFERENCE	0- 1	0- 1	0- 4				
0- 3	0- 0	0- 0	HOME	0- 0	0- 0	0- 3				
0- 4	0- 0	0- 1	AWAY	0- 1	0- 1	0- 1				
0- 0	0- 0	0- 0	NEUTRAL	0- 0	0- 0	0- 0				
3- 13	0- 0	0- 0	CONFERENCE	0- 1	0- 2	3- 10				
0- 9	0- 0	0- 0	HOME	0- 1	0- 2	0- 6				
3- 4	0- 0	0- 0	AWAY	0- 0	0- 0	3- 4				
0- 0	0- 0	0- 0	NEUTRAL	0- 0	0- 0	0- 0				

RPI S	Opponent	Score	RPI S	Opponent	Score	RPI S	Opponent	Score	RPI S	Opponent	Score	Team's RPI: 333
45	A Colorado St.	37 60	59	A Purdue	27 95	113	H Central Ark.	57 76	122	H Northwestern St.	48 53	
			71	H Abilene Christian	71 86	141	A Texas Tech	55 70	153	A McNeese St.	68 55	
						202	A Stephen F. Austin	62 74	202	H Stephen F. Austin	66 82	
						211	A UTRGV	47 60	211	H UTRGV	50 68	
						225	H Sam Houston St.	60 65	236	H North Texas	55 62	
						246	H Houston Baptist	61 62	282	H Houston	51 67	
						286	A Lamar	49 59	286	H Lamar	61 67	
						306	A Southeastern La.	70 66	311	A Nicholls St.	63 61	
						311	H Nicholls St.	64 66	314	A A&M-Corpus Christi	55 69	
						314	H A&M-Corpus Christi	56 57	330	A New Orleans	49 55	
LAST 12 Division I GAMES:												
286	H Lamar	61 67	286	A Lamar	49 59							
202	H Stephen F. Austin	66 82	311	A Nicholls St.	63 61							
314	A A&M-Corpus Christi	55 69	311	H Nicholls St.	64 66							
246	H Houston Baptist	61 62	314	H A&M-Corpus Christi	56 57							
113	H Central Ark.	57 76	71	H Abilene Christian	71 86							
202	A Stephen F. Austin	62 74	153	A McNeese St.	68 55							

Non-Div I Games: LSU-Alexandria 96 59 Howard Payne 78 65 Sul Ross St. 54 35 Trinity (TX) 55 61 Incarnate Word

Indiana

Through Games Of Feb. 28, 2016

Average RPI Win:	132	WON-LOST	WINNING	LAST 10	STRENGTH OF	OPP. STRENGTH	TEAM	ADJ.	CONF.	ADJ CONF.
Average RPI Loss:	52	RECORD	PCT. RANK	GAMES	SCHEDULE	OF SCHEDULE	RPI	RPI	RPI	RPI
DIV. I ONLY	20- 10	77	8- 2	56	27	40	40	5	5	
DIV. I NON-CONF.	8- 4	99	0- 0	51	62	60	60	4	4	
TOTALS	RPI 1-25	RPI 26-50	W-L RECORDS	RPI 51-100	RPI 101-150	RPI 150+				
20- 10	1- 3	1- 3	OVERALL	7- 3	3- 0	8- 1				
14- 0	1- 0	1- 0	HOME	6- 0	2- 0	4- 0				
5- 7	0- 3	0- 0	AWAY	1- 3	1- 0	3- 1				
1- 3	0- 0	0- 3	NEUTRAL	0- 0	0- 0	1- 0				
8- 4	0- 1	1- 3	NON-CONFERENCE	1- 0	1- 0	5- 0				
5- 0	0- 0	1- 0	HOME	1- 0	1- 0	2- 0				
2- 1	0- 1	0- 0	AWAY	0- 0	0- 0	2- 0				
1- 3	0- 0	0- 3	NEUTRAL	0- 0	0- 0	1- 0				
12- 6	1- 2	0- 0	CONFERENCE	6- 3	2- 0	3- 1				
9- 0	1- 0	0- 0	HOME	5- 0	1- 0	2- 0				
3- 6	0- 2	0- 0	AWAY	1- 3	1- 0	1- 1				
0- 0	0- 0	0- 0	NEUTRAL	0- 0	0- 0	0- 0				

RPI 1-25				RPI 26-50				Team's RPI: 40				RPI 51-100				RPI 101+			
RPI	S	Opponent	Score	RPI	S	Opponent	Score	RPI	S	Opponent	Score	RPI	S	Opponent	Score	RPI	S	Opponent	Score
5	A	Ohio St.	70 97	28	N	West Virginia	64 75	53	H	Rutgers	64 48	109	H	Samford	65 56				
11	A	Maryland	63 86	34	N	Miami (FL)	75 89	59	A	Purdue	53 63	117	A	Northwestern	91 84				
19	A	DePaul	69 84	44	N	Ohio	56 63	64	A	Iowa	73 76	127	H	Penn St.	76 55				
20	H	Michigan St.	81 65	46	H	Chattanooga	54 43	64	H	Iowa	79 74	163	H	Yale	76 60				
								68	H	Michigan	77 69	164	A	Illinois	80 68				
								73	H	Georgia Tech	69 60	164	H	Illinois	68 66				
								75	A	Minnesota	76 78	177	A	Wisconsin	69 73				
								75	H	Minnesota	93 79	177	H	Wisconsin	67 57				
								90	A	Nebraska	79 68	217	A	Indiana St.	53 50				
								90	H	Nebraska	59 47	253	H	Tennessee St.	88 56				
												265	N	Austin Peay	90 58				
												313	A	IPFW	79 72				
LAST 12 Division I GAMES:																			
127	H	Penn St.	76 55	90	H	Nebraska	59 47												
90	A	Nebraska	79 68	64	H	Iowa	79 74												
64	A	Iowa	73 76	11	A	Maryland	63 86												
75	H	Minnesota	93 79	53	H	Rutgers	64 48												
177	H	Wisconsin	67 57	117	A	Northwestern	91 84												
164	A	Illinois	80 68	164	H	Illinois	68 66												

Non-Div I Games:

Indiana

■ Loss,
■ Non-Conf,
■ S Site,
■ H Home
■ A Away
N Neutral

Average RPI Win:	257	WON-LOST	WINNING	LAST 10	STRENGTH OF	OPP. STRENGTH	TEAM	ADJ.	CONF.	ADJ CONF.
Average RPI Loss:	134	RECORD	PCT. RANK	GAMES	SCHEDULE	OF SCHEDULE	RPI	RPI	RPI	RPI
DIV. I ONLY	13- 14	183	6- 4	240	219	217	217	21	21	
DIV. I NON-CONF.	4- 7	222	0- 0	189	220	224	224	17	17	
TOTALS	RPI 1-25	RPI 26-50	W-L RECORDS	RPI 51-100	RPI 101-150	RPI 150+				
13- 14	0- 0	0- 1	OVERALL	0- 3	1- 7	12- 3				
8- 6	0- 0	0- 1	HOME	0- 2	1- 2	7- 1				
5- 7	0- 0	0- 0	AWAY	0- 1	0- 5	5- 1				
0- 1	0- 0	0- 0	NEUTRAL	0- 0	0- 0	0- 1				
4- 7	0- 0	0- 1	NON-CONFERENCE	0- 2	0- 2	4- 2				
2- 3	0- 0	0- 1	HOME	0- 1	0- 0	2- 1				
2- 3	0- 0	0- 0	AWAY	0- 1	0- 2	2- 0				
0- 1	0- 0	0- 0	NEUTRAL	0- 0	0- 0	0- 1				
9- 7	0- 0	0- 0	CONFERENCE	0- 1	1- 5	8- 1				
6- 3	0- 0	0- 0	HOME	0- 1	1- 2	5- 0				
3- 4	0- 0	0- 0	AWAY	0- 0	0- 3	3- 1				
0- 0	0- 0	0- 0	NEUTRAL	0- 0	0- 0	0- 0				

RPI S	Opponent	Score	RPI S	Opponent	Score	RPI S	Opponent	Score	RPI S	Opponent	Score	Team's RPI: 217
40	H Indiana	50 53	54	H Saint Louis	52 62	106	A Drake	55 80	106	H Drake	68 53	
			74	A Central Mich.	65 85	107	A UNI	42 53	107	H UNI	45 61	
			96	H Missouri St.	51 59	114	A IUPUI	43 68	128	A Southern Ill.	64 76	
						128	H Southern Ill.	58 62	140	A Northern Ky.	67 73	
						175	A Loyola Chicago	74 71	175	H Loyola Chicago	62 48	
						184	A Tulsa	67 63	195	H Butler	70 63	
						202	N Stephen F. Austin	62 71	256	H Omaha	50 51	
						288	H Wichita St.	59 33	296	A UMKC	77 47	
						300	A Bradley	68 59	300	H Bradley	59 37	
						322	A Illinois St.	62 73	322	H Illinois St.	63 56	
						331	A Evansville	59 44	331	H Evansville	57 45	
						338	H Eastern Ill.	60 42				
LAST 12 Division I GAMES:												
128	H Southern Ill.	58 62	322	A Illinois St.	62 73							
331	H Evansville	57 45	331	A Evansville	59 44							
175	A Loyola Chicago	74 71	128	A Southern Ill.	64 76							
300	A Bradley	68 59	300	H Bradley	59 37							
106	H Drake	68 53	175	H Loyola Chicago	62 48							
107	H UNI	45 61	107	A UNI	42 53							

Non-Div I Games:

Indiana St.

■ Loss,
 ■ Non-Conf,
 ■ S Site,
 ■ H Home
 ■ A Away
 N Neutral

Average RPI Win: 240	WON-LOST	WINNING	LAST 10	STRENGTH OF	OPP. STRENGTH	TEAM	ADJ.	CONF.	ADJ CONF.
Average RPI Loss: 116	RECORD	PCT. RANK	GAMES	SCHEDULE	OF SCHEDULE	RPI	RPI	RPI	RPI
DIV. I ONLY	20- 11	89	8- 2	217	183	119	119	22	22
DIV. I NON-CONF.	4- 7	222	0- 0	128	34	183	183	22	22
TOTALS	RPI 1-25	RPI 26-50	W-L RECORDS	RPI 51-100	RPI 101-150	RPI 150+			
20- 11	0- 0	0- 1	OVERALL	1- 5	0- 1	19- 4			
11- 2	0- 0	0- 0	HOME	0- 2	0- 0	11- 0			
8- 7	0- 0	0- 1	AWAY	1- 2	0- 1	7- 3			
1- 2	0- 0	0- 0	NEUTRAL	0- 1	0- 0	1- 1			
4- 7	0- 0	0- 1	NON-CONFERENCE	1- 3	0- 1	3- 2			
2- 1	0- 0	0- 0	HOME	0- 1	0- 0	2- 0			
1- 4	0- 0	0- 1	AWAY	1- 1	0- 1	0- 1			
1- 2	0- 0	0- 0	NEUTRAL	0- 1	0- 0	1- 1			
16- 4	0- 0	0- 0	CONFERENCE	0- 2	0- 0	16- 2			
9- 1	0- 0	0- 0	HOME	0- 1	0- 0	9- 0			
7- 3	0- 0	0- 0	AWAY	0- 1	0- 0	7- 2			
0- 0	0- 0	0- 0	NEUTRAL	0- 0	0- 0	0- 0			

RPI S	Opponent	Score	RPI S	Opponent	Score	RPI S	Opponent	Score	RPI S	Opponent	Score	Team's RPI: 119
38	A George Washington	65 70	53	A Rutgers	33 58	137	A North Carolina	52 64				
			55	N Southern California	56 76	156	H ETSU	56 50				
			83	A Quinnipiac	61 62	160	A Stony Brook	53 58				
			83	H Quinnipiac	53 69	163	N Yale	48 63				
			84	H VCU	58 74	170	A Marist	61 62				
			99	A Saint Joseph's	81 75	170	H Marist	69 49				
						191	A Fairfield	56 46				
						191	H Fairfield	69 53				
						207	A Canisius	79 76				
						207	H Canisius	79 56				
						227	A Siena	64 51				
						227	H Siena	63 51				
						236	H North Texas	62 51				
						245	A Manhattan	56 63				
						245	H Manhattan	67 56				
						254	A Monmouth	64 49				
						254	H Monmouth	68 56				
						281	A Rider	67 48				
						281	H Rider	59 46				
						297	A Niagara	73 52				
						297	H Niagara	73 46				
						315	N Fairleigh Dickinson	77 54				
						337	A Saint Peter's	65 51				
						337	H Saint Peter's	64 50				
LAST 12 Division I GAMES:												
83	H Quinnipiac	53 69	281	A Rider	67 48							
191	H Fairfield	69 53	254	H Monmouth	68 56							
337	H Saint Peter's	64 50	207	A Canisius	79 76							
227	H Siena	63 51	297	A Niagara	73 52							
83	A Quinnipiac	61 62	254	A Monmouth	64 49							
227	A Siena	64 51	297	H Niagara	73 46							

Non-Div I Games:

Iona

Average RPI Win:	134	WON-LOST	WINNING	LAST 10	STRENGTH OF	OPP. STRENGTH	TEAM	ADJ.	CONF.	ADJ CONF.
Average RPI Loss:	58	RECORD	PCT. RANK	GAMES	SCHEDULE	OF SCHEDULE	RPI	RPI	RPI	RPI
DIV. I ONLY	18- 12	112	5- 5	43	51	64	64	5	5	
DIV. I NON-CONF.	10- 2	33	0- 0	69	183	25	25	4	4	
TOTALS	RPI 1-25	RPI 26-50	W-L RECORDS	RPI 51-100	RPI 101-150	RPI 150+				
18- 12	0- 4	1- 2	OVERALL	5- 3	6- 3	6- 0				
11- 4	0- 3	1- 0	HOME	4- 0	2- 1	4- 0				
5- 7	0- 1	0- 1	AWAY	1- 3	3- 2	1- 0				
2- 1	0- 0	0- 1	NEUTRAL	0- 0	1- 0	1- 0				
10- 2	0- 0	0- 1	NON-CONFERENCE	1- 0	5- 1	4- 0				
6- 0	0- 0	0- 0	HOME	1- 0	2- 0	3- 0				
2- 1	0- 0	0- 0	AWAY	0- 0	2- 1	0- 0				
2- 1	0- 0	0- 1	NEUTRAL	0- 0	1- 0	1- 0				
8- 10	0- 4	1- 1	CONFERENCE	4- 3	1- 2	2- 0				
5- 4	0- 3	1- 0	HOME	3- 0	0- 1	1- 0				
3- 6	0- 1	0- 1	AWAY	1- 3	1- 1	1- 0				
0- 0	0- 0	0- 0	NEUTRAL	0- 0	0- 0	0- 0				

RPI 1-25				RPI 26-50				RPI 51-100 Team's RPI: 64				RPI 101+			
RPI	S	Opponent	Score	RPI	S	Opponent	Score	RPI	S	Opponent	Score	RPI	S	Opponent	Score
5	H	Ohio St.	81 98	38	N	George Washington	77 81	53	H	Rutgers	69 65	101	A	Virginia	85 73
11	H	Maryland	56 76	40	A	Indiana	74 79	59	A	Purdue	73 90	105	N	Wright St.	83 77
20	A	Michigan St.	73 80	40	H	Indiana	76 73	59	H	Purdue	63 55	106	H	Drake	89 76
20	H	Michigan St.	69 74					68	A	Michigan	75 82	107	A	UNI	80 65
								68	H	Michigan	85 69	110	A	Iowa St.	66 69
								75	A	Minnesota	76 78	112	H	North Dakota	83 61
								89	H	UT Martin	62 56	117	A	Northwestern	79 64
								90	A	Nebraska	74 68	127	A	Penn St.	68 81
												127	H	Penn St.	69 82
												164	H	Illinois	61 56
												177	A	Wisconsin	57 54
												210	H	Robert Morris	69 50
												231	H	Western Ill.	96 81
												282	N	Houston	64 50
												300	H	Bradley	60 53
LAST 12 Division I GAMES:															
164	H	Illinois	61 56	20	H	Michigan St.	69 74								
127	A	Penn St.	68 81	40	A	Indiana	74 79								
40	H	Indiana	76 73	117	A	Northwestern	79 64								
59	H	Purdue	63 55	68	H	Michigan	85 69								
75	A	Minnesota	76 78	59	A	Purdue	73 90								
5	H	Ohio St.	81 98	127	H	Penn St.	69 82								

Non-Div I Games:

Iowa

■ Loss,
 ■ Non-Conf,
 ■ S Site,
 ■ H Home
 ■ A Away
 N Neutral

Average RPI Win:	178	WON-LOST	WINNING	LAST 10	STRENGTH OF	OPP. STRENGTH	TEAM	ADJ.	CONF.	ADJ CONF.
Average RPI Loss:	52	RECORD	PCT. RANK	GAMES	SCHEDULE	OF SCHEDULE	RPI	RPI	RPI	RPI
DIV. I ONLY	13- 15	192	2- 8	47	37	110	110	3	3	
DIV. I NON-CONF.	8- 3	77	0- 0	195	210	111	111	3	3	
TOTALS	RPI 1-25	RPI 26-50	W-L RECORDS	RPI 51-100	RPI 101-150	RPI 150+				
13- 15	1- 5	1- 4	OVERALL	1- 3	2- 3	8- 0				
9- 5	1- 2	0- 2	HOME	1- 1	1- 0	6- 0				
3- 8	0- 3	1- 2	AWAY	0- 1	1- 2	1- 0				
1- 2	0- 0	0- 0	NEUTRAL	0- 1	0- 1	1- 0				
8- 3	0- 0	0- 0	NON-CONFERENCE	1- 1	1- 2	6- 0				
6- 0	0- 0	0- 0	HOME	1- 0	0- 0	5- 0				
1- 1	0- 0	0- 0	AWAY	0- 0	1- 1	0- 0				
1- 2	0- 0	0- 0	NEUTRAL	0- 1	0- 1	1- 0				
5- 12	1- 5	1- 4	CONFERENCE	0- 2	1- 1	2- 0				
3- 5	1- 2	0- 2	HOME	0- 1	1- 0	1- 0				
2- 7	0- 3	1- 2	AWAY	0- 1	0- 1	1- 0				
0- 0	0- 0	0- 0	NEUTRAL	0- 0	0- 0	0- 0				

RPI	S	Opponent	Score	RPI	S	Opponent	Score	RPI	S	Opponent	Score	RPI	S	Opponent	Score	Team's RPI: 110
2	A	Baylor	41 78	28	A	West Virginia	47 57	51	N	Duke	48 86	106	A	Drake	70 74	
2	H	Baylor	61 77	33	A	Oklahoma	54 85	64	H	Iowa	69 66	107	A	UNI	84 75	
6	A	Texas	54 75	33	H	Oklahoma	71 77	85	A	TCU	69 79	139	N	Idaho	65 97	
6	H	Texas	49 65	43	A	Kansas St.	84 79	85	H	TCU	62 72	141	A	Texas Tech	66 69	
24	A	Oklahoma St.	76 79	43	H	Kansas St.	53 68					141	H	Texas Tech	77 48	
24	H	Oklahoma St.	49 42									165	H	Hampton	95 59	
												166	H	Southern U.	86 46	
												212	N	Texas St.	83 61	
												225	A	Kansas	63 53	
												225	H	Kansas	65 49	
												291	H	Northern Ariz.	79 63	
												312	H	Alcorn	91 41	
												341	H	Ark.-Pine Bluff	70 41	
LAST 12 Division I GAMES:																
33	A	Oklahoma	54 85	6	H	Texas	49 65									
43	H	Kansas St.	53 68	225	A	Kansas	63 53									
2	A	Baylor	41 78	33	H	Oklahoma	71 77									
141	H	Texas Tech	77 48	85	H	TCU	62 72									
85	A	TCU	69 79	2	H	Baylor	61 77									
28	A	West Virginia	47 57	24	A	Oklahoma St.	76 79									

Non-Div I Games:

Iowa St.

■ Loss,
■ Non-Conf,
■ S Site,
■ H Home
■ A Away
N Neutral

Average RPI Win:	315	WON-LOST	WINNING	LAST 10	STRENGTH OF	OPP. STRENGTH	TEAM	ADJ.	CONF.	ADJ CONF.
Average RPI Loss:	206	RECORD	PCT. RANK	GAMES	SCHEDULE	OF SCHEDULE	RPI	RPI	RPI	RPI
DIV. I ONLY	10- 13	213	4- 6	346	342	304	304	32	32	
DIV. I NON-CONF.	3- 5	218	0- 0	336	208	299	299	31	31	
TOTALS	RPI 1-25	RPI 26-50	W-L RECORDS	RPI 51-100	RPI 101-150	RPI 150+				
10- 13	0- 1	0- 0	OVERALL	0- 1	0- 1	10- 10				
6- 5	0- 0	0- 0	HOME	0- 0	0- 0	6- 5				
4- 8	0- 1	0- 0	AWAY	0- 1	0- 1	4- 5				
0- 0	0- 0	0- 0	NEUTRAL	0- 0	0- 0	0- 0				
3- 5	0- 1	0- 0	NON-CONFERENCE	0- 1	0- 1	3- 2				
2- 1	0- 0	0- 0	HOME	0- 0	0- 0	2- 1				
1- 4	0- 1	0- 0	AWAY	0- 1	0- 1	1- 1				
0- 0	0- 0	0- 0	NEUTRAL	0- 0	0- 0	0- 0				
7- 8	0- 0	0- 0	CONFERENCE	0- 0	0- 0	7- 8				
4- 4	0- 0	0- 0	HOME	0- 0	0- 0	4- 4				
3- 4	0- 0	0- 0	AWAY	0- 0	0- 0	3- 4				
0- 0	0- 0	0- 0	NEUTRAL	0- 0	0- 0	0- 0				

RPI 1-25				RPI 26-50				RPI 51-100				RPI 101+ Team's RPI: 304			
RPI	S	Opponent	Score	RPI	S	Opponent	Score	RPI	S	Opponent	Score	RPI	S	Opponent	Score
12	A	Kentucky	24 92					80	A	Tulane	49 92	122	A	Northwestern St.	54 59
												166	A	Southern U.	57 84
												166	H	Southern U.	57 66
												180	A	Grambling	61 75
												180	H	Grambling	58 79
												243	A	Texas Southern	47 66
												243	H	Texas Southern	36 62
												273	A	Prairie View	77 67
												273	H	Prairie View	52 62
												279	H	Alabama St.	70 69
												295	H	Jacksonville St.	71 65
												306	A	Southeastern La.	79 72
												312	A	Alcorn	73 66
												312	H	Alcorn	79 65
												330	A	New Orleans	68 85
												332	H	Lipscomb	53 52
												340	H	Chicago St.	59 76
												341	A	Ark.-Pine Bluff	66 71
												346	H	Alabama A&M	59 58
												349	A	Mississippi Val.	72 46
												349	H	Mississippi Val.	70 43
LAST 12 Division I GAMES:															
349	H	Mississippi Val.	70 43	341	A	Ark.-Pine Bluff	66 71								
180	A	Grambling	61 75	349	A	Mississippi Val.	72 46								
273	A	Prairie View	77 67	180	H	Grambling	58 79								
243	A	Texas Southern	47 66	273	H	Prairie View	52 62								
166	H	Southern U.	57 66	243	H	Texas Southern	36 62								
312	H	Alcorn	79 65	166	A	Southern U.	57 84								

Non-Div I Games: Fisk 78 58 Blue Mountain 74 52 Mobile 100 57

Jackson St.

Loss, Non-Conf, S Site, H Home A Away N Neutral

Jacksonville

Through Games Of Feb. 28, 2016

Average RPI Win: 286	WON-LOST	WINNING	LAST 10	STRENGTH OF	OPP. STRENGTH	TEAM	ADJ.	CONF.	ADJ CONF.
Average RPI Loss: 117	RECORD	PCT. RANK	GAMES	SCHEDULE	OF SCHEDULE	RPI	RPI	RPI	RPI
DIV. I ONLY	17- 10	98	7- 3	276	277	146	146	29	29
DIV. I NON-CONF.	6- 7	176	0- 0	235	221	194	194	28	28
TOTALS	RPI 1-25	RPI 26-50	W-L RECORDS	RPI 51-100	RPI 101-150	RPI 150+			
17- 10	0- 2	0- 1	OVERALL	0- 2	0- 2	17- 3			
10- 1	0- 0	0- 0	HOME	0- 1	0- 0	10- 0			
6- 8	0- 1	0- 1	AWAY	0- 0	0- 1	6- 0			
1- 1	0- 0	0- 0	NEUTRAL	0- 0	0- 0	1- 1			
6- 7	0- 2	0- 1	NON-CONFERENCE	0- 0	0- 2	6- 2			
4- 0	0- 0	0- 0	HOME	0- 0	0- 0	4- 0			
1- 6	0- 2	0- 1	AWAY	0- 0	0- 2	1- 1			
1- 1	0- 0	0- 0	NEUTRAL	0- 0	0- 0	1- 1			
11- 3	0- 0	0- 0	CONFERENCE	0- 2	0- 0	11- 1			
6- 1	0- 0	0- 0	HOME	0- 1	0- 0	6- 0			
5- 2	0- 0	0- 0	AWAY	0- 1	0- 0	5- 1			
0- 0	0- 0	0- 0	NEUTRAL	0- 0	0- 0	0- 0			

RPI 1-25				RPI 26-50				RPI 51-100				RPI 101+ Team's RPI: 146			
RPI	S	Opponent	Score	RPI	S	Opponent	Score	RPI	S	Opponent	Score	RPI	S	Opponent	Score
13	A	Florida St.	60 77	30	A	South Fla.	52 74	61	A	FGCU	39 58	132	A	Wake Forest	51 57
16	A	Syracuse	49 65					61	H	FGCU	55 59	143	A	UT Arlington	54 56
												192	A	Stetson	61 66
												192	H	Stetson	69 49
												208	A	USC Upstate	49 43
												208	H	USC Upstate	75 69
												230	N	Dartmouth	51 44
												257	N	Bowling Green	69 72
												262	A	UNCW	49 51
												264	A	Bethune-Cookman	63 53
												267	H	Murray St.	79 54
												289	A	Kennesaw St.	67 42
												289	H	Kennesaw St.	78 63
												292	H	Savannah St.	65 52
												308	H	South Carolina St.	79 47
												309	H	FIU	80 44
												324	A	North Florida	73 39
												324	H	North Florida	65 51
												332	A	Lipscomb	76 55
												332	H	Lipscomb	81 51
												345	A	NJIT	65 36
												345	H	NJIT	68 37
LAST 12 Division I GAMES:															
				324	H	North Florida	65 51					192	A	Stetson	61 66
				208	H	USC Upstate	75 69					61	A	FGCU	39 58
				345	H	NJIT	68 37					192	H	Stetson	69 49
				332	A	Lipscomb	76 55					345	A	NJIT	65 36
				289	A	Kennesaw St.	67 42					208	A	USC Upstate	49 43
				61	H	FGCU	55 59					289	H	Kennesaw St.	78 63

Non-Div I Games: Edward Waters 90 51 Thomas (GA) 88 50

Jacksonville

Loss, Non-Conf, S Site, H Home A Away N Neutral

Average RPI Win:	281	WON-LOST	WINNING	LAST 10	STRENGTH OF	OPP. STRENGTH	TEAM	ADJ.	CONF.	ADJ CONF.
Average RPI Loss:	195	RECORD	PCT. RANK	GAMES	SCHEDULE	OF SCHEDULE	RPI	RPI	RPI	RPI
DIV. I ONLY	9- 18	264	3- 7	305	297	295	295	24	24	
DIV. I NON-CONF.	4- 7	222	0- 0	284	336	270	270	24	24	
TOTALS	RPI 1-25	RPI 26-50	W-L RECORDS	RPI 51-100	RPI 101-150	RPI 150+				
9- 18	0- 0	0- 0	OVERALL	0- 4	0- 4	9- 10				
6- 6	0- 0	0- 0	HOME	0- 2	0- 2	6- 2				
3- 12	0- 0	0- 0	AWAY	0- 2	0- 2	3- 8				
0- 0	0- 0	0- 0	NEUTRAL	0- 0	0- 0	0- 0				
4- 7	0- 0	0- 0	NON-CONFERENCE	0- 1	0- 3	4- 3				
3- 1	0- 0	0- 0	HOME	0- 0	0- 1	3- 0				
1- 6	0- 0	0- 0	AWAY	0- 1	0- 2	1- 3				
0- 0	0- 0	0- 0	NEUTRAL	0- 0	0- 0	0- 0				
5- 11	0- 0	0- 0	CONFERENCE	0- 3	0- 1	5- 7				
3- 5	0- 0	0- 0	HOME	0- 2	0- 1	3- 2				
2- 6	0- 0	0- 0	AWAY	0- 1	0- 0	2- 5				
0- 0	0- 0	0- 0	NEUTRAL	0- 0	0- 0	0- 0				

RPI 1-25			RPI 26-50			RPI 51-100				RPI 101+		Team's RPI: 295					
RPI	S	Opponent	Score	RPI	S	Opponent	Score	RPI	S	Opponent	Score	RPI	S	Opponent	Score		
								59	A	Purdue	48	67	102	A	Memphis	55	70
								89	H	UT Martin	53	63	109	H	Samford	39	50
								91	A	Belmont	42	56	111	A	Mercer	39	46
								91	H	Belmont	32	44	147	H	SIUE	57	62
													187	A	Eastern Ky.	56	54
													187	H	Eastern Ky.	50	76
													224	A	Southeast Mo. St.	47	61
													253	A	Tennessee St.	40	50
													253	H	Tennessee St.	69	55
													265	A	Austin Peay	59	61
													267	A	Murray St.	74	71
													278	A	Tennessee Tech	49	51
													278	H	Tennessee Tech	55	46
													289	H	Kennesaw St.	61	52
													290	A	Ga. Southern	56	60
													292	H	Savannah St.	50	35
													302	A	Wofford	54	66
													304	A	Jackson St.	65	71
													305	A	Morehead St.	63	67
													305	H	Morehead St.	66	70
LAST 12 Division I GAMES:																	
				305	H	Morehead St.	66	70		253	H	Tennessee St.	69	55			
				253	A	Tennessee St.	40	50		187	A	Eastern Ky.	56	54			
				187	H	Eastern Ky.	50	76		305	A	Morehead St.	63	67			
				278	A	Tennessee Tech	49	51		91	H	Belmont	32	44			
				91	A	Belmont	42	56		89	H	UT Martin	53	63			
				278	H	Tennessee Tech	55	46		224	A	Southeast Mo. St.	47	61			

Non-Div I Games: Tuskegee 74 47

Jacksonville St.

■ Loss,
 ■ Non-Conf,
 ■ S Site,
 ■ Home
 ■ A Away
 N Neutral

Average RPI Win:	183	WON-LOST	WINNING	LAST 10	STRENGTH OF	OPP. STRENGTH	TEAM	ADJ.	CONF.	ADJ CONF.
Average RPI Loss:	53	RECORD	PCT. RANK	GAMES	SCHEDULE	OF SCHEDULE	RPI	RPI	RPI	RPI
DIV. I ONLY	22- 5	24	10- 0	118	100	37	37	13	13	
DIV. I NON-CONF.	7- 4	110	0- 0	96	44	86	86	10	10	
TOTALS	RPI 1-25	RPI 26-50	W-L RECORDS	RPI 51-100	RPI 101-150	RPI 150+				
22- 5	0- 2	0- 2	OVERALL	6- 0	1- 0	15- 1				
14- 0	0- 0	0- 0	HOME	3- 0	1- 0	10- 0				
8- 3	0- 1	0- 1	AWAY	3- 0	0- 0	5- 1				
0- 2	0- 1	0- 1	NEUTRAL	0- 0	0- 0	0- 0				
7- 4	0- 2	0- 2	NON-CONFERENCE	0- 0	1- 0	6- 0				
5- 0	0- 0	0- 0	HOME	0- 0	1- 0	4- 0				
2- 2	0- 1	0- 1	AWAY	0- 0	0- 0	2- 0				
0- 2	0- 1	0- 1	NEUTRAL	0- 0	0- 0	0- 0				
15- 1	0- 0	0- 0	CONFERENCE	6- 0	0- 0	9- 1				
9- 0	0- 0	0- 0	HOME	3- 0	0- 0	6- 0				
6- 1	0- 0	0- 0	AWAY	3- 0	0- 0	3- 1				
0- 0	0- 0	0- 0	NEUTRAL	0- 0	0- 0	0- 0				

RPI 1-25				RPI 26-50				Team's RPI: 37	RPI 51-100				RPI 101+			
RPI	S	Opponent	Score	RPI	S	Opponent	Score		RPI	S	Opponent	Score	RPI	S	Opponent	Score
2	N	Baylor	63 77	28	N	West Virginia	62 69		76	A	Hofstra	71 54	116	H	Liberty	72 56
10	A	UCLA	61 90	29	A	St. Bonaventure	45 56		76	H	Hofstra	57 42	158	A	Northeastern	61 52
									78	A	Drexel	59 55	158	H	Northeastern	85 62
									78	H	Drexel	67 56	165	A	Hampton	68 56
									93	A	Elon	81 76	167	H	Delaware	75 55
									93	H	Elon	73 72	176	H	Davidson	87 45
													198	A	William & Mary	59 65
													198	H	William & Mary	83 63
													199	A	Richmond	73 47
													229	H	Col. of Charleston	83 61
													249	H	Morgan St.	92 31
													262	A	UNCW	77 41
													262	H	UNCW	60 40
													280	H	American	74 45
													293	A	Towson	64 57
													293	H	Towson	61 45
													320	H	Longwood	88 30
LAST 12 Division I GAMES:																
93	H	Elon	73 72	158	A	Northeastern	61 52									
262	A	UNCW	77 41	76	A	Hofstra	71 54									
293	H	Towson	61 45	262	H	UNCW	60 40									
198	H	William & Mary	83 63	167	H	Delaware	75 55									
76	H	Hofstra	57 42	293	A	Towson	64 57									
78	A	Drexel	59 55	158	H	Northeastern	85 62									

Non-Div I Games:

James Madison

Kansas

Through Games Of Feb. 28, 2016

Average RPI Win:	190	WON-LOST	WINNING	LAST 10	STRENGTH OF	OPP. STRENGTH	TEAM	ADJ.	CONF.	ADJ CONF.
Average RPI Loss:	76	RECORD	PCT. RANK	GAMES	SCHEDULE	OF SCHEDULE	RPI	RPI	RPI	RPI
DIV. I ONLY	5- 23	315	0- 10	21	33	225	225	3	3	
DIV. I NON-CONF.	5- 6	180	0- 0	204	189	238	238	3	3	
TOTALS	RPI 1-25	RPI 26-50	W-L RECORDS	RPI 51-100	RPI 101-150	RPI 150+				
5- 23	0- 6	0- 6	OVERALL	0- 3	2- 6	3- 2				
4- 13	0- 3	0- 3	HOME	0- 3	2- 3	2- 1				
0- 10	0- 3	0- 3	AWAY	0- 0	0- 3	0- 1				
1- 0	0- 0	0- 0	NEUTRAL	0- 0	0- 0	1- 0				
5- 6	0- 0	0- 0	NON-CONFERENCE	0- 2	2- 2	3- 2				
4- 4	0- 0	0- 0	HOME	0- 2	2- 1	2- 1				
0- 2	0- 0	0- 0	AWAY	0- 0	0- 1	0- 1				
1- 0	0- 0	0- 0	NEUTRAL	0- 0	0- 0	1- 0				
0- 17	0- 6	0- 6	CONFERENCE	0- 1	0- 4	0- 0				
0- 9	0- 3	0- 3	HOME	0- 1	0- 2	0- 0				
0- 8	0- 3	0- 3	AWAY	0- 0	0- 2	0- 0				
0- 0	0- 0	0- 0	NEUTRAL	0- 0	0- 0	0- 0				

RPI 1-25				RPI 26-50				RPI 51-100				RPI 101+ Team's RPI: 225			
RPI	S	Opponent	Score	RPI	S	Opponent	Score	RPI	S	Opponent	Score	RPI	S	Opponent	Score
2	A	Baylor	49 81	28	A	West Virginia	35 72	56	H	St. John's (NY)	71 86	102	H	Memphis	72 63
2	H	Baylor	40 58	28	H	West Virginia	45 65	85	H	TCU	44 70	110	A	Iowa St.	49 65
6	A	Texas	46 70	33	A	Oklahoma	44 67	88	H	Washington St.	53 66	110	H	Iowa St.	53 63
6	H	Texas	38 75	33	H	Oklahoma	66 72					125	A	Arizona	52 67
24	A	Oklahoma St.	49 71	43	A	Kansas St.	67 81					131	H	Creighton	67 54
24	H	Oklahoma St.	46 74	43	H	Kansas St.	46 59					141	A	Texas Tech	44 54

Average RPI Win: 155		WON-LOST	WINNING	LAST 10	STRENGTH OF	OPP. STRENGTH	TEAM	ADJ.	CONF.	ADJ CONF.
Average RPI Loss: 30		RECORD	PCT. RANK	GAMES	SCHEDULE	OF SCHEDULE	RPI	RPI	RPI	RPI
DIV. I ONLY		18- 10	90	5- 5	17	54	43	43	3	3
DIV. I NON-CONF.		10- 1	19	0- 0	59	260	12	12	3	3
TOTALS	RPI 1-25		RPI 26-50		W-L RECORDS		RPI 51-100		RPI 101-150	RPI 150+
18- 10	1- 5		1- 3		OVERALL		3- 1		4- 1	9- 0
13- 4	1- 2		1- 1		HOME		3- 0		2- 1	6- 0
5- 6	0- 3		0- 2		AWAY		0- 1		2- 0	3- 0
0- 0	0- 0		0- 0		NEUTRAL		0- 0		0- 0	0- 0
10- 1	0- 1		0- 0		NON-CONFERENCE		2- 0		1- 0	7- 0
8- 0	0- 0		0- 0		HOME		2- 0		1- 0	5- 0
2- 1	0- 1		0- 0		AWAY		0- 0		0- 0	2- 0
0- 0	0- 0		0- 0		NEUTRAL		0- 0		0- 0	0- 0
8- 9	1- 4		1- 3		CONFERENCE		1- 1		3- 1	2- 0
5- 4	1- 2		1- 1		HOME		1- 0		1- 1	1- 0
3- 5	0- 2		0- 2		AWAY		0- 1		2- 0	1- 0
0- 0	0- 0		0- 0		NEUTRAL		0- 0		0- 0	0- 0

RPI 1-25				RPI 26-50				Team's RPI: 43				RPI 51-100				RPI 101+			
RPI	S	Opponent	Score	RPI	S	Opponent	Score	RPI	S	Opponent	Score	RPI	S	Opponent	Score	RPI	S	Opponent	Score
2	A	Baylor	52 87	28	A	West Virginia	44 64	57	H	South Dakota	84 81	110	A	Iowa St.	68 53				
2	H	Baylor	52 63	28	H	West Virginia	53 72	71	H	Abilene Christian	76 45	110	H	Iowa St.	79 84				
3	A	UConn	57 97	33	A	Oklahoma	58 68	85	A	TCU	73 87	141	A	Texas Tech	65 53				
6	A	Texas	51 58	33	H	Oklahoma	87 71	85	H	TCU	58 49	141	H	Texas Tech	65 53				
6	H	Texas	51 66									143	H	UT Arlington	61 41				
24	H	Oklahoma St.	47 44									166	H	Southern U.	59 47				
												180	H	Fla. Atlantic	102 53				
												184	A	Tulsa	75 67				
												211	H	UTRGV	61 43				
												225	A	Kansas	59 46				
												225	H	Sam Houston St.	78 50				
												225	H	Kansas	81 67				
												231	H	Western Ill.	84 45				
												340	A	Chicago St.	63 54				
LAST 12 Division I GAMES:																			
				2	H	Baylor	52 63	28	A	West Virginia	44 64								
				110	A	Iowa St.	68 53	2	A	Baylor	52 87								
				141	H	Texas Tech	65 53	6	H	Texas	51 66								
				6	A	Texas	51 58	141	A	Texas Tech	65 53								
				225	H	Kansas	81 67	225	A	Kansas	59 46								
				33	H	Oklahoma	87 71	85	H	TCU	58 49								

Non-Div I Games:

Kansas St.

■ Loss, ■ Non-Conf, S Site, H Home A Away N Neutral

Average RPI Win: 313		WON-LOST	WINNING	LAST 10	STRENGTH OF	OPP. STRENGTH	TEAM	ADJ.	CONF.	ADJ CONF.
Average RPI Loss: 177		RECORD	PCT. RANK	GAMES	SCHEDULE	OF SCHEDULE	RPI	RPI	RPI	RPI
DIV. I ONLY		10- 18	258	4- 6	279	318	289	289	29	29
DIV. I NON-CONF.		4- 10	253	0- 0	261	325	305	305	28	28
TOTALS	RPI 1-25		RPI 26-50		W-L RECORDS		RPI 51-100		RPI 101-150	RPI 150+
10- 18	0- 1		0- 1		OVERALL		0- 2		0- 3	10- 11
7- 6	0- 0		0- 0		HOME		0- 1		0- 2	7- 3
3- 12	0- 1		0- 1		AWAY		0- 1		0- 1	3- 8
0- 0	0- 0		0- 0		NEUTRAL		0- 0		0- 0	0- 0
4- 10	0- 1		0- 1		NON-CONFERENCE		0- 0		0- 1	4- 7
4- 2	0- 0		0- 0		HOME		0- 0		0- 1	4- 1
0- 8	0- 1		0- 1		AWAY		0- 0		0- 0	0- 6
0- 0	0- 0		0- 0		NEUTRAL		0- 0		0- 0	0- 0
6- 8	0- 0		0- 0		CONFERENCE		0- 2		0- 2	6- 4
3- 4	0- 0		0- 0		HOME		0- 1		0- 1	3- 2
3- 4	0- 0		0- 0		AWAY		0- 1		0- 1	3- 2
0- 0	0- 0		0- 0		NEUTRAL		0- 0		0- 0	0- 0

RPI 1-25					
RPI	S	Opponent	Score		
18	A	Florida	57	84	
RPI 26-50					
RPI	S	Opponent	Score		
26	A	Georgia	34	89	
RPI 51-100					
RPI	S	Opponent	Score		
61	A	FGCU	41	63	
61	H	FGCU	47	78	
RPI 101+					
RPI	S	Opponent	Score		
111	H	Mercer	61	72	
146	A	Jacksonville	63	78	
146	H	Jacksonville	42	67	
157	A	Xavier	59	62	
188	A	Gardner-Webb	56	70	
192	A	Stetson	62	77	
192	H	Stetson	54	57	
208	A	USC Upstate	57	66	
208	H	USC Upstate	53	61	
228	H	Presbyterian	49	47	
265	H	Austin Peay	73	65	
269	H	Georgia St.	62	66	
294	A	Florida A&M	67	69	
295	A	Jacksonville St.	52	61	
301	H	Western Caro.	65	53	
302	A	Wofford	59	70	
305	A	Morehead St.	77	83	
324	A	North Florida	70	55	
324	H	North Florida	76	54	
330	H	New Orleans	60	53	
332	A	Lipscomb	68	64	
332	H	Lipscomb	55	54	
345	A	NJIT	82	77	
345	H	NJIT	64	48	
345	H	NJIT	64	48	

Non-Div I Games:	Thomas (GA)	70	41
------------------	-------------	----	----

Kennesaw St.

Loss, Non-Conf, S Site, H Home A Away N Neutral

Average RPI Win:	236	WON-LOST	WINNING	LAST 10	STRENGTH OF	OPP. STRENGTH	TEAM	ADJ.	CONF.	ADJ CONF.
Average RPI Loss:	157	RECORD	PCT. RANK	GAMES	SCHEDULE	OF SCHEDULE	RPI	RPI	RPI	RPI
DIV. I ONLY	4- 21	322	2- 8	201	166	321	321	11	11	
DIV. I NON-CONF.	2- 7	280	0- 0	334	269	344	344	13	13	
TOTALS	RPI 1-25	RPI 26-50	W-L RECORDS	RPI 51-100	RPI 101-150	RPI 150+				
4- 21	0- 0	0- 2	OVERALL	1- 3	0- 9	3- 7				
4- 10	0- 0	0- 1	HOME	1- 1	0- 5	3- 3				
0- 11	0- 0	0- 1	AWAY	0- 2	0- 4	0- 4				
0- 0	0- 0	0- 0	NEUTRAL	0- 0	0- 0	0- 0				
2- 7	0- 0	0- 0	NON-CONFERENCE	0- 1	0- 2	2- 4				
2- 4	0- 0	0- 0	HOME	0- 1	0- 1	2- 2				
0- 3	0- 0	0- 0	AWAY	0- 0	0- 1	0- 2				
0- 0	0- 0	0- 0	NEUTRAL	0- 0	0- 0	0- 0				
2- 14	0- 0	0- 2	CONFERENCE	1- 2	0- 7	1- 3				
2- 6	0- 0	0- 1	HOME	1- 0	0- 4	1- 1				
0- 8	0- 0	0- 1	AWAY	0- 2	0- 3	0- 2				
0- 0	0- 0	0- 0	NEUTRAL	0- 0	0- 0	0- 0				

RPI S	Opponent	Score	RPI S	Opponent	Score	RPI S	Opponent	Score	RPI S	Opponent	Score
44	A Ohio	52 86	44	H Ohio	54 93	63	H Ball St.	59 50	104	A Toledo	67 73
						74	A Central Mich.	61 81	104	H Toledo	64 67
						75	H Minnesota	73 85	105	H Wright St.	68 73
						86	A Eastern Mich.	51 72	121	H Buffalo	66 77
									124	A Akron	66 78
									124	H Akron	60 70
									129	A Youngstown St.	61 91
									138	A Western Mich.	52 73
									138	H Western Mich.	53 65
									214	H Brown	57 62
									252	H Northern Ill.	95 85
									257	A Bowling Green	49 71
									257	H Bowling Green	55 65
									272	H Cleveland St.	49 60
									274	A Miami (OH)	52 55
									300	A Bradley	60 68
									307	H Colgate	76 71
									313	A IPFW	68 86
									323	H North Dakota St.	75 54
LAST 12 Division I GAMES:											
124	H Akron	60 70	274	A Miami (OH)	52 55						
44	A Ohio	52 86	138	H Western Mich.	53 65						
257	H Bowling Green	55 65	252	H Northern Ill.	95 85						
124	A Akron	66 78	257	A Bowling Green	49 71						
63	H Ball St.	59 50	44	H Ohio	54 93						
104	H Toledo	64 67	86	A Eastern Mich.	51 72						

Non-Div I Games: Malone 73 59

Kent St.

Average RPI Win: 110		WON-LOST	WINNING	LAST 10	STRENGTH OF	OPP. STRENGTH	TEAM	ADJ.	CONF.	ADJ CONF.
Average RPI Loss: 57		RECORD	PCT. RANK	GAMES	SCHEDULE	OF SCHEDULE	RPI	RPI	RPI	RPI
DIV. I ONLY		21- 6	40	7- 3	14	17	12	12	2	2
DIV. I NON-CONF.		11- 0	1	0- 0	94	60	6	6	2	2
TOTALS		RPI 1-25	RPI 26-50		W-L RECORDS		RPI 51-100	RPI 101-150	RPI 150+	
21- 6	4- 3	3- 0		OVERALL		5- 2	4- 0	5- 1		
14- 2	2- 1	1- 0		HOME		3- 1	3- 0	5- 0		
7- 4	2- 2	2- 0		AWAY		2- 1	1- 0	0- 1		
0- 0	0- 0	0- 0		NEUTRAL		0- 0	0- 0	0- 0		
11- 0	2- 0	0- 0		NON-CONFERENCE		3- 0	1- 0	5- 0		
8- 0	1- 0	0- 0		HOME		2- 0	0- 0	5- 0		
3- 0	1- 0	0- 0		AWAY		1- 0	1- 0	0- 0		
0- 0	0- 0	0- 0		NEUTRAL		0- 0	0- 0	0- 0		
10- 6	2- 3	3- 0		CONFERENCE		2- 2	3- 0	0- 1		
6- 2	1- 1	1- 0		HOME		1- 1	3- 0	0- 0		
4- 4	1- 2	2- 0		AWAY		1- 1	0- 0	0- 1		
0- 0	0- 0	0- 0		NEUTRAL		0- 0	0- 0	0- 0		

RPI S	Opponent	Score	RPI S	Opponent	Score	RPI S	Opponent	Score	RPI S	Opponent	Score
4	A South Carolina	68 78	26	A Georgia	64 53	51	H Duke	71 61	118	H LSU	70 58
4	H South Carolina	62 73	27	A Mississippi St.	83 60	62	A Middle Tenn.	68 52	134	H Arkansas	77 63
8	A Arizona St.	68 64	41	H Missouri	69 59	65	A Auburn	61 66	140	A Northern Ky.	84 65
14	H Louisville	72 54				65	H Auburn	54 47	144	H Alabama	73 48
17	A Texas A&M	71 58				79	A Vanderbilt	71 55	173	A Ole Miss	65 73
18	A Florida	79 85				79	H Vanderbilt	69 71	189	H Colorado	86 61
25	H Tennessee	64 63				86	H Eastern Mich.	89 67	221	H Rice	72 39
									253	H Tennessee St.	81 39
									304	H Jackson St.	92 24
									305	H Morehead St.	112 57
LAST 12 Division I GAMES:											
17	A Texas A&M	71 58	4	A South Carolina	68 78						
41	H Missouri	69 59	18	A Florida	79 85						
134	H Arkansas	77 63	79	H Vanderbilt	69 71						
27	A Mississippi St.	83 60	25	H Tennessee	64 63						
79	A Vanderbilt	71 55	173	A Ole Miss	65 73						
118	H LSU	70 58	65	H Auburn	54 47						

Non-Div I Games:

Kentucky

■ Loss,
 ■ Non-Conf, S Site,
 ■ Home
 ■ Away
 N Neutral

Average RPI Win:	309	WON-LOST	WINNING	LAST 10	STRENGTH OF	OPP. STRENGTH	TEAM	ADJ.	CONF.	ADJ CONF.
Average RPI Loss:	235	RECORD	PCT. RANK	GAMES	SCHEDULE	OF SCHEDULE	RPI	RPI	RPI	RPI
DIV. I ONLY	8- 20	283	3- 7	335	344	326	326	30	30	
DIV. I NON-CONF.	2- 9	296	0- 0	321	299	335	335	32	32	
TOTALS	RPI 1-25	RPI 26-50	W-L RECORDS	RPI 51-100	RPI 101-150	RPI 150+				
8- 20	0- 1	0- 0	OVERALL	0- 0	0- 1	8- 18				
2- 11	0- 1	0- 0	HOME	0- 0	0- 0	2- 10				
6- 7	0- 0	0- 0	AWAY	0- 0	0- 1	6- 6				
0- 2	0- 0	0- 0	NEUTRAL	0- 0	0- 0	0- 2				
2- 9	0- 1	0- 0	NON-CONFERENCE	0- 0	0- 1	2- 7				
0- 5	0- 1	0- 0	HOME	0- 0	0- 0	0- 4				
2- 2	0- 0	0- 0	AWAY	0- 0	0- 1	2- 1				
0- 2	0- 0	0- 0	NEUTRAL	0- 0	0- 0	0- 2				
6- 11	0- 0	0- 0	CONFERENCE	0- 0	0- 0	6- 11				
2- 6	0- 0	0- 0	HOME	0- 0	0- 0	2- 6				
4- 5	0- 0	0- 0	AWAY	0- 0	0- 0	4- 5				
0- 0	0- 0	0- 0	NEUTRAL	0- 0	0- 0	0- 0				

RPI	S	Opponent	Score	RPI	S	Opponent	Score	RPI	S	Opponent	Score	RPI	S	Opponent	Score	Team's RPI: 326
13	H	Florida St.	42 78									121	A	Buffalo	38 55	
												160	A	Stony Brook	54 71	
												201	A	Sacred Heart	47 71	
												201	H	Sacred Heart	53 62	
												210	A	Robert Morris	53 69	
												210	H	Robert Morris	49 52	
												220	A	Navy	68 66	
												225	H	Sam Houston St.	56 63	
												235	H	Columbia	74 84	
												238	A	Bryant	55 63	
												238	H	Bryant	53 62	
												261	A	Saint Francis (PA)	64 72	
												261	H	Saint Francis (PA)	75 84	
												264	N	Bethune-Cookman	55 68	
												274	N	Miami (OH)	49 68	
												284	A	Central Conn. St.	59 45	
												284	H	Central Conn. St.	57 65	
												307	H	Colgate	53 63	
												315	A	Fairleigh Dickinson	58 75	
												315	H	Fairleigh Dickinson	65 62	
												319	A	Mt. St. Mary's	61 51	
												319	H	Mt. St. Mary's	53 50	
												334	A	Howard	89 72	
												335	A	St. Francis Brooklyn	65 62	
												335	H	St. Francis Brooklyn	51 71	
												342	A	Wagner	73 63	
LAST 12 Division I GAMES:																
238	H	Bryant	53 62	319	H	Mt. St. Mary's	53 50									
210	A	Robert Morris	53 69	201	H	Sacred Heart	53 62									
261	A	Saint Francis (PA)	64 72	315	H	Fairleigh Dickinson	65 62									
284	H	Central Conn. St.	57 65	315	A	Fairleigh Dickinson	58 75									
335	A	St. Francis Brooklyn	65 62	335	H	St. Francis Brooklyn	51 71									
201	A	Sacred Heart	47 71	342	A	Wagner	73 63									

Non-Div I Games:

LIU Brooklyn

■ Loss,
 ■ Non-Conf,
 ■ S Site,
 ■ H Home
 ■ A Away
 N Neutral

RPI	S	Opponent	Score
345	H	NJIT	44 53

L
I
U
B
r
o
o
k
l
y
n

L
I
U
B
r
o
o
k
l
y
n

LIU Brooklyn

Average RPI Win:	159	WON-LOST	WINNING	LAST 10	STRENGTH OF	OPP. STRENGTH	TEAM	ADJ.	CONF.	ADJ CONF.
Average RPI Loss:	55	RECORD	PCT. RANK	GAMES	SCHEDULE	OF SCHEDULE	RPI	RPI	RPI	RPI
DIV. I ONLY	9- 20	272	2- 8	2	50	118	118	2	2	
DIV. I NON-CONF.	6- 7	176	0- 0	22	194	113	113	2	2	
<hr/>										
TOTALS	RPI 1-25	RPI 26-50	W-L RECORDS	RPI 51-100	RPI 101-150	RPI 150+				
9- 20	1- 7	1- 3	OVERALL	0- 6	2- 4	5- 0				
6- 7	1- 2	0- 2	HOME	0- 1	1- 2	4- 0				
2- 11	0- 5	1- 1	AWAY	0- 3	1- 2	0- 0				
1- 2	0- 0	0- 0	NEUTRAL	0- 2	0- 0	1- 0				
6- 7	0- 1	0- 0	NON-CONFERENCE	0- 4	2- 2	4- 0				
4- 1	0- 0	0- 0	HOME	0- 0	1- 1	3- 0				
1- 4	0- 1	0- 0	AWAY	0- 2	1- 1	0- 0				
1- 2	0- 0	0- 0	NEUTRAL	0- 2	0- 0	1- 0				
3- 13	1- 6	1- 3	CONFERENCE	0- 2	0- 2	1- 0				
2- 6	1- 2	0- 2	HOME	0- 1	0- 1	1- 0				
1- 7	0- 4	1- 1	AWAY	0- 1	0- 1	0- 0				
0- 0	0- 0	0- 0	NEUTRAL	0- 0	0- 0	0- 0				

RPI 1-25				RPI 26-50				RPI 51-100				RPI 101+ Team's RPI: 118			
RPI	S	Opponent	Score	RPI	S	Opponent	Score	RPI	S	Opponent	Score	RPI	S	Opponent	Score
3	A	UConn	40 86	26	A	Georgia	53 46	53	A	Rutgers	57 69	109	H	Samford	44 47
4	A	South Carolina	39 75	26	H	Georgia	47 58	59	N	Purdue	52 69	120	A	Little Rock	57 51
12	A	Kentucky	58 70	27	H	Mississippi St.	52 71	65	H	Auburn	53 63	132	A	Wake Forest	57 60
17	A	Texas A&M	54 68	41	A	Missouri	46 52	69	N	Maine	41 52	134	H	Arkansas	44 48
17	H	Texas A&M	35 53					79	A	Vanderbilt	42 58	135	H	Long Beach St.	59 53
18	A	Florida	45 53					80	A	Tulane	63 67	144	A	Alabama	45 62
18	H	Florida	56 82									170	N	Marist	72 49
25	H	Tennessee	57 56									173	H	Ole Miss	76 57
LAST 12 Division I GAMES:															
4	A	South Carolina	39 75	27	H	Mississippi St.	52 71	65	H	Auburn	53 63	134	H	Arkansas	44 48
18	H	Florida	56 82	41	A	Missouri	46 52	79	A	Vanderbilt	42 58	144	A	Alabama	45 62
25	H	Tennessee	57 56	26	A	Georgia	53 46	80	A	Tulane	63 67	170	N	Marist	72 49
17	A	Texas A&M	54 68	134	H	Arkansas	44 48					173	H	Ole Miss	76 57
26	H	Georgia	47 58	18	A	Florida	45 53					243	H	Texas Southern	86 36
12	A	Kentucky	58 70									266	H	UC Santa Barbara	68 50
												277	H	La.-Monroe	61 54

Non-Div I Games:

LSU

■ Loss,
■ Non-Conf,
■ S Site,
■ H Home
■ A Away
N Neutral

Average RPI Win:	249	WON-LOST	WINNING	LAST 10	STRENGTH OF	OPP. STRENGTH	TEAM	ADJ.	CONF.	ADJ CONF.
Average RPI Loss:	127	RECORD	PCT. RANK	GAMES	SCHEDULE	OF SCHEDULE	RPI	RPI	RPI	RPI
DIV. I ONLY	5- 24	320	2- 8	127	120	276	276	7	7	
DIV. I NON-CONF.	3- 10	277	0- 1	149	268	244	244	8	8	
TOTALS	RPI 1-25	RPI 26-50	W-L RECORDS	RPI 51-100	RPI 101-150	RPI 150+				
5- 24	0- 1	0- 5	OVERALL	1- 5	0- 2	4- 11				
2- 11	0- 0	0- 3	HOME	1- 3	0- 0	1- 5				
2- 12	0- 1	0- 2	AWAY	0- 2	0- 1	2- 6				
1- 1	0- 0	0- 0	NEUTRAL	0- 0	0- 1	1- 0				
3- 10	0- 0	0- 3	NON-CONFERENCE	0- 1	0- 2	3- 4				
0- 5	0- 0	0- 2	HOME	0- 1	0- 0	0- 2				
2- 4	0- 0	0- 1	AWAY	0- 0	0- 1	2- 2				
1- 1	0- 0	0- 0	NEUTRAL	0- 0	0- 1	1- 0				
2- 14	0- 1	0- 2	CONFERENCE	1- 4	0- 0	1- 7				
2- 6	0- 0	0- 1	HOME	1- 2	0- 0	1- 3				
0- 8	0- 1	0- 1	AWAY	0- 2	0- 0	0- 4				
0- 0	0- 0	0- 0	NEUTRAL	0- 0	0- 0	0- 0				

RPI 1-25				RPI 26-50				RPI 51-100				RPI 101+ Team's RPI: 276			
RPI	S	Opponent	Score	RPI	S	Opponent	Score	RPI	S	Opponent	Score	RPI	S	Opponent	Score
23	A	Duquesne	49 74	29	H	St. Bonaventure	63 70	54	A	Saint Louis	70 79	132	A	Wake Forest	53 61
				34	A	Miami (FL)	58 86	58	H	Temple	48 77	150	N	Milwaukee	53 69
				35	H	Penn	68 78	71	H	Dayton	51 67	168	A	Fordham	44 54
				38	A	George Washington	59 83	84	H	VCU	76 84	176	H	Davidson	58 66
				47	H	Villanova	56 67	99	A	Saint Joseph's	55 64	178	A	UMBC	29 60
								99	H	Saint Joseph's	75 70	186	A	George Mason	70 79
												191	A	Fairfield	59 62
												199	H	Richmond	43 60
												209	A	Massachusetts	57 80
												209	H	Massachusetts	66 57
												210	H	Robert Morris	45 76
												216	A	Rhode Island	52 62
												216	H	Rhode Island	61 72
												236	H	North Texas	63 69
												254	A	Monmouth	65 50
												334	A	Howard	71 68
												347	N	Norfolk St.	67 59
LAST 12 Division I GAMES:															
209	A	Massachusetts	57 80	84	H	VCU	76 84								
23	A	Duquesne	49 74	216	A	Rhode Island	52 62								
29	H	St. Bonaventure	63 70	99	A	Saint Joseph's	55 64								
99	H	Saint Joseph's	75 70	71	H	Dayton	51 67								
168	A	Fordham	44 54	54	A	Saint Louis	70 79								
209	H	Massachusetts	66 57	35	H	Penn	68 78								

Non-Div I Games:

La Salle

■ Loss,
 ■ Non-Conf,
 S Site,
 ■ Home
 ■ Away
 N Neutral

La.-Lafayette

Through Games Of Feb. 28, 2016

Average RPI Win:	215	WON-LOST	WINNING	LAST 10	STRENGTH OF	OPP. STRENGTH	TEAM	ADJ.	CONF.	ADJ CONF.
Average RPI Loss:	165	RECORD	PCT. RANK	GAMES	SCHEDULE	OF SCHEDULE	RPI	RPI	RPI	RPI
DIV. I ONLY	16- 9	92	4- 6	257	191	133	133	15	15	
DIV. I NON-CONF.	5- 2	86	0- 0	322	230	147	147	14	14	
TOTALS	RPI 1-25	RPI 26-50	W-L RECORDS	RPI 51-100	RPI 101-150	RPI 150+				
16- 9	0- 0	0- 2	OVERALL	0- 0	4- 1	12- 6				
7- 3	0- 0	0- 1	HOME	0- 0	1- 1	6- 1				
7- 6	0- 0	0- 1	AWAY	0- 0	2- 0	5- 5				
2- 0	0- 0	0- 0	NEUTRAL	0- 0	1- 0	1- 0				
5- 2	0- 0	0- 0	NON-CONFERENCE	0- 0	1- 0	4- 2				
2- 0	0- 0	0- 0	HOME	0- 0	0- 0	2- 0				
1- 2	0- 0	0- 0	AWAY	0- 0	0- 0	1- 2				
2- 0	0- 0	0- 0	NEUTRAL	0- 0	1- 0	1- 0				
11- 7	0- 0	0- 2	CONFERENCE	0- 0	3- 1	8- 4				
5- 3	0- 0	0- 1	HOME	0- 0	1- 1	4- 1				
6- 4	0- 0	0- 1	AWAY	0- 0	2- 0	4- 3				
0- 0	0- 0	0- 0	NEUTRAL	0- 0	0- 0	0- 0				

RPI 1-25			RPI 26-50			RPI 51-100			RPI 101+			Team's RPI: 133
RPI	S	Opponent	Score	RPI	S	Opponent	Score	RPI	S	Opponent	Score	
				39	A	Arkansas St.	56 83					
				39	H	Arkansas St.	62 74					
LAST 12 Division I GAMES:												
				197	A	South Ala.	59 68					
				169	A	Troy	83 90					
				212	A	Texas St.	59 47					
				143	A	UT Arlington	59 42					
				120	H	Little Rock	49 58					
				39	H	Arkansas St.	62 74					
				259	A	Appalachian St.	59 76					
				277	H	La.-Monroe	52 40					
				143	H	UT Arlington	63 52					
				212	H	Texas St.	42 46					
				169	H	Troy	56 53					
				197	H	South Ala.	69 50					
				282	A	Houston	51 52					
				290	A	Ga. Southern	56 39					
				312	H	Alcorn	73 61					

Non-Div I Games: Southern-N.O. 81 28 Dillard 84 36

La.-Lafayette

Loss, Non-Conf, S Site, H Home A Away N Neutral

Average RPI Win: 248		WON-LOST	WINNING	LAST 10	STRENGTH OF	OPP. STRENGTH	TEAM	ADJ.	CONF.	ADJ CONF.
Average RPI Loss: 152		RECORD	PCT. RANK	GAMES	SCHEDULE	OF SCHEDULE	RPI	RPI	RPI	RPI
DIV. I ONLY		6- 17	290	2- 8	222	178	277	277	15	15
DIV. I NON-CONF.		2- 3	201	0- 0	332	95	242	242	14	14
TOTALS		RPI 1-25	RPI 26-50		W-L RECORDS		RPI 51-100	RPI 101-150	RPI 150+	
6- 17	0- 0	0- 2		OVERALL		0- 1	0- 7	6- 7		
3- 6	0- 0	0- 1		HOME		0- 0	0- 3	3- 2		
3- 11	0- 0	0- 1		AWAY		0- 1	0- 4	3- 5		
0- 0	0- 0	0- 0		NEUTRAL		0- 0	0- 0	0- 0		
2- 3	0- 0	0- 0		NON-CONFERENCE		0- 1	0- 1	2- 1		
1- 0	0- 0	0- 0		HOME		0- 0	0- 0	1- 0		
1- 3	0- 0	0- 0		AWAY		0- 1	0- 1	1- 1		
0- 0	0- 0	0- 0		NEUTRAL		0- 0	0- 0	0- 0		
4- 14	0- 0	0- 2		CONFERENCE		0- 0	0- 6	4- 6		
2- 6	0- 0	0- 1		HOME		0- 0	0- 3	2- 2		
2- 8	0- 0	0- 1		AWAY		0- 0	0- 3	2- 4		
0- 0	0- 0	0- 0		NEUTRAL		0- 0	0- 0	0- 0		

RPI 1-25				RPI 26-50				RPI 51-100				RPI 101+				Team's RPI: 277	
RPI	S	Opponent	Score	RPI	S	Opponent	Score	RPI	S	Opponent	Score	RPI	S	Opponent	Score		
				39	A	Arkansas St.	43 66	85	A	TCU	42 80	118	A	LSU	54 61		
				39	H	Arkansas St.	64 78					120	A	Little Rock	44 56		
												120	H	Little Rock	37 53		
												133	A	La.-Lafayette	40 52		
												133	H	La.-Lafayette	52 71		
												143	A	UT Arlington	32 40		
												143	H	UT Arlington	50 60		
												153	A	McNeese St.	62 72		
												169	A	Troy	64 74		
												169	H	Troy	77 73		
												197	A	South Ala.	67 54		
												197	H	South Ala.	57 63		
												212	A	Texas St.	57 63		
												212	H	Texas St.	63 59		
												259	A	Appalachian St.	52 64		
												259	H	Appalachian St.	54 57		
												269	A	Georgia St.	52 65		
												290	A	Ga. Southern	50 49		
												306	A	Southeastern La.	88 84		
												311	H	Nicholls St.	69 57		
LAST 12 Division I GAMES:																	
				169	A	Troy	64 74	259	A	Appalachian St.	52 64						
				197	A	South Ala.	67 54	133	A	La.-Lafayette	40 52						
				143	A	UT Arlington	32 40	212	H	Texas St.	63 59						
				212	A	Texas St.	57 63	143	H	UT Arlington	50 60						
				39	H	Arkansas St.	64 78	197	H	South Ala.	57 63						
				120	H	Little Rock	37 53	169	H	Troy	77 73						

Non-Div I Games:	LSU-Alexandria	73	42	Louisiana Col.	85	42	LSU-Shreveport	57	40	Dillard	70	46	La.-Monroe
------------------	----------------	----	----	----------------	----	----	----------------	----	----	---------	----	----	------------

■ Loss, ■ Non-Conf, S Site, H Home A Away N Neutral

Average RPI Win: 320	WON-LOST	WINNING	LAST 10	STRENGTH OF	OPP. STRENGTH	TEAM	ADJ.	CONF.	ADJ CONF.
Average RPI Loss: 193	RECORD	PCT. RANK	GAMES	SCHEDULE	OF SCHEDULE	RPI	RPI	RPI	RPI
DIV. I ONLY	6- 21	302	2- 8	300	293	327	327	25	25
DIV. I NON-CONF.	2- 8	290	0- 0	275	306	328	328	27	27
TOTALS	RPI 1-25	RPI 26-50	W-L RECORDS	RPI 51-100	RPI 101-150	RPI 150+			
6- 21	0- 1	0- 1	OVERALL	0- 3	0- 0	6- 16			
4- 7	0- 1	0- 0	HOME	0- 1	0- 0	4- 5			
2- 12	0- 0	0- 1	AWAY	0- 2	0- 0	2- 9			
0- 2	0- 0	0- 0	NEUTRAL	0- 0	0- 0	0- 2			
2- 8	0- 1	0- 1	NON-CONFERENCE	0- 0	0- 0	2- 6			
2- 1	0- 1	0- 0	HOME	0- 0	0- 0	2- 0			
0- 5	0- 0	0- 1	AWAY	0- 0	0- 0	0- 4			
0- 2	0- 0	0- 0	NEUTRAL	0- 0	0- 0	0- 2			
4- 13	0- 0	0- 0	CONFERENCE	0- 3	0- 0	4- 10			
2- 6	0- 0	0- 0	HOME	0- 1	0- 0	2- 5			
2- 7	0- 0	0- 0	AWAY	0- 2	0- 0	2- 5			
0- 0	0- 0	0- 0	NEUTRAL	0- 0	0- 0	0- 0			

RPI 1-25				RPI 26-50				RPI 51-100				RPI 101+ Team's RPI: 327			
RPI	S	Opponent	Score	RPI	S	Opponent	Score	RPI	S	Opponent	Score	RPI	S	Opponent	Score
23	H	Duquesne	65 73	35	A	Penn	37 54	66	A	Army West Point	57 84	167	A	Delaware	47 67
								66	H	Army West Point	45 78	168	A	Fordham	49 61
								86	A	Bucknell	55 69	199	N	Richmond	46 54
												205	A	Hartford	50 55
												206	A	Lehigh	74 82
												206	H	Lehigh	65 80
												220	A	Navy	48 64
												220	H	Navy	58 65
												241	A	Loyola Maryland	65 66
												241	H	Loyola Maryland	51 55
												251	A	Holy Cross	49 66
												251	H	Holy Cross	54 57
												255	N	Coppin St.	57 64
												280	A	American	60 51
												280	H	American	63 59
												307	A	Colgate	55 70
												307	H	Colgate	59 72
												335	H	St. Francis Brooklyn	77 59
												337	H	Saint Peter's	72 69
												342	A	Wagner	48 69
												344	A	Boston U.	71 64
												344	H	Boston U.	71 56
LAST 12 Division I GAMES:															
307	A	Colgate	55 70	344	A	Boston U.	71 64								
86	A	Bucknell	55 69	66	A	Army West Point	57 84								
206	H	Lehigh	65 80	241	H	Loyola Maryland	51 55								
280	H	American	63 59	206	A	Lehigh	74 82								
220	A	Navy	48 64	280	A	American	60 51								
251	H	Holy Cross	54 57	220	H	Navy	58 65								

Non-Div I Games:

Lafayette

Average RPI Win: 261	WON-LOST	WINNING	LAST 10	STRENGTH OF	OPP. STRENGTH	TEAM	ADJ.	CONF.	ADJ CONF.
Average RPI Loss: 176	RECORD	PCT. RANK	GAMES	SCHEDULE	OF SCHEDULE	RPI	RPI	RPI	RPI
DIV. I ONLY	7- 17	281	4- 6	225	263	286	286	26	26
DIV. I NON-CONF.	0- 7	338	0- 0	208	84	331	331	26	26
TOTALS	RPI 1-25	RPI 26-50	W-L RECORDS	RPI 51-100	RPI 101-150	RPI 150+			
7- 17	0- 1	0- 1	OVERALL	1- 2	0- 2	6- 11			
5- 5	0- 0	0- 0	HOME	1- 0	0- 1	4- 4			
2- 12	0- 1	0- 1	AWAY	0- 2	0- 1	2- 7			
0- 0	0- 0	0- 0	NEUTRAL	0- 0	0- 0	0- 0			
0- 7	0- 1	0- 1	NON-CONFERENCE	0- 1	0- 0	0- 4			
0- 1	0- 0	0- 0	HOME	0- 0	0- 0	0- 1			
0- 6	0- 1	0- 1	AWAY	0- 1	0- 0	0- 3			
0- 0	0- 0	0- 0	NEUTRAL	0- 0	0- 0	0- 0			
7- 10	0- 0	0- 0	CONFERENCE	1- 1	0- 2	6- 7			
5- 4	0- 0	0- 0	HOME	1- 0	0- 1	4- 3			
2- 6	0- 0	0- 0	AWAY	0- 1	0- 1	2- 4			
0- 0	0- 0	0- 0	NEUTRAL	0- 0	0- 0	0- 0			

RPI 1-25				RPI 26-50				RPI 51-100				RPI 101+ Team's RPI: 286			
RPI	S	Opponent	Score	RPI	S	Opponent	Score	RPI	S	Opponent	Score	RPI	S	Opponent	Score
24	A	Oklahoma St.	45 90	41	A	Missouri	57 91	71	A	Abilene Christian	62 90	113	A	Central Ark.	49 74
								71	H	Abilene Christian	63 54	122	H	Northwestern St.	51 73
								81	A	Utah	67 71	153	A	McNeese St.	84 92
												153	H	McNeese St.	69 76
												175	A	Loyola Chicago	71 82
												202	A	Stephen F. Austin	64 60
												202	H	Stephen F. Austin	77 79
												207	H	Canisius	55 57
												225	H	Sam Houston St.	76 78
												246	A	Houston Baptist	66 77
												246	H	Houston Baptist	77 70
												273	A	Prairie View	72 80
												291	A	Northern Ariz.	63 75
												306	A	Southeastern La.	66 73
												311	A	Nicholls St.	59 69
												314	H	A&M-Corpus Christi	75 70
												330	H	New Orleans	79 52
												333	A	Incarnate Word	67 61
												333	H	Incarnate Word	59 49
LAST 12 Division I GAMES:															
333	A	Incarnate Word	67 61	71	H	Abilene Christian	63 54								
153	H	McNeese St.	69 76	71	A	Abilene Christian	62 90								
153	A	McNeese St.	84 92	225	H	Sam Houston St.	76 78								
202	H	Stephen F. Austin	77 79	246	H	Houston Baptist	77 70								
246	A	Houston Baptist	66 77	202	A	Stephen F. Austin	64 60								
333	H	Incarnate Word	59 49	122	H	Northwestern St.	51 73								

Non-Div I Games: Howard Payne 88 50 Tex. A&M-Kingsville 82 66 Schreiner 60 41 Louisiana Col. 99 34
Lamar

Average RPI Win: 280	WON-LOST	WINNING	LAST 10	STRENGTH OF	OPP. STRENGTH	TEAM	ADJ.	CONF.	ADJ CONF.
Average RPI Loss: 150	RECORD	PCT. RANK	GAMES	SCHEDULE	OF SCHEDULE	RPI	RPI	RPI	RPI
DIV. I ONLY	16- 11	117	6- 4	312	271	206	206	25	25
DIV. I NON-CONF.	6- 4	125	0- 0	327	212	220	220	27	27
TOTALS	RPI 1-25	RPI 26-50	W-L RECORDS	RPI 51-100	RPI 101-150	RPI 150+			
16- 11	0- 0	0- 1	OVERALL	0- 5	0- 0	16- 5			
8- 6	0- 0	0- 1	HOME	0- 3	0- 0	8- 2			
8- 5	0- 0	0- 0	AWAY	0- 2	0- 0	8- 3			
0- 0	0- 0	0- 0	NEUTRAL	0- 0	0- 0	0- 0			
6- 4	0- 0	0- 1	NON-CONFERENCE	0- 1	0- 0	6- 2			
3- 2	0- 0	0- 1	HOME	0- 1	0- 0	3- 0			
3- 2	0- 0	0- 0	AWAY	0- 0	0- 0	3- 2			
0- 0	0- 0	0- 0	NEUTRAL	0- 0	0- 0	0- 0			
10- 7	0- 0	0- 0	CONFERENCE	0- 4	0- 0	10- 3			
5- 4	0- 0	0- 0	HOME	0- 2	0- 0	5- 2			
5- 3	0- 0	0- 0	AWAY	0- 2	0- 0	5- 1			
0- 0	0- 0	0- 0	NEUTRAL	0- 0	0- 0	0- 0			

RPI 1-25				RPI 26-50				RPI 51-100				RPI 101+				Team's RPI: 206			
RPI	S	Opponent	Score	RPI	S	Opponent	Score	RPI	S	Opponent	Score	RPI	S	Opponent	Score				
				47	H	Villanova	44 65					66	A	Army West Point	39 63	164	A	Illinois	67 76
												66	H	Army West Point	49 69	165	A	Hampton	63 56
												86	A	Bucknell	77 80	172	H	Montana	80 53
												86	H	Bucknell	54 67	220	A	Navy	51 48
												99	H	Saint Joseph's	62 63	220	H	Navy	54 62
																241	A	Loyola Maryland	76 68
																241	H	Loyola Maryland	66 48
																251	A	Holy Cross	71 77
																251	H	Holy Cross	61 58
																254	H	Monmouth	95 88
																280	A	American	61 52
																280	H	American	55 59
																281	A	Rider	60 61
																307	H	Colgate	83 74
																327	A	Lafayette	80 65
																327	H	Lafayette	82 74
																329	A	Delaware St.	83 49
																337	H	Saint Peter's	74 42
																344	A	Boston U.	73 66
																344	H	Boston U.	72 48
																345	A	NJIT	75 47
LAST 12 Division I GAMES:																			
				66	H	Army West Point	49 69					280	A	American	61 52				
				307	H	Colgate	83 74					241	A	Loyola Maryland	76 68				
				327	A	Lafayette	80 65					344	H	Boston U.	72 48				
				220	H	Navy	54 62					327	H	Lafayette	82 74				
				251	A	Holy Cross	71 77					220	A	Navy	51 48				
				86	H	Bucknell	54 67					251	H	Holy Cross	61 58				

Non-Div I Games: Kutztown 81 51

Lehigh

■ Loss,
 ■ Non-Conf,
 ■ S Site,
 ■ H Home
 ■ A Away
 N Neutral

Liberty

Through Games Of Feb. 28, 2016

Average RPI Win:	246	WON-LOST	WINNING	LAST 10	STRENGTH OF	OPP. STRENGTH	TEAM	ADJ.	CONF.	ADJ CONF.
Average RPI Loss:	109	RECORD	PCT. RANK	GAMES	SCHEDULE	OF SCHEDULE	RPI	RPI	RPI	RPI
DIV. I ONLY	16- 10	107	8- 2	138	237	116	116	28	28	
DIV. I NON-CONF.	2- 6	272	0- 0	20	4	144	144	29	29	
TOTALS	RPI 1-25	RPI 26-50	W-L RECORDS	RPI 51-100	RPI 101-150	RPI 150+				
16- 10	0- 1	0- 3	OVERALL	1- 2	1- 1	14- 3				
9- 3	0- 0	0- 2	HOME	1- 0	1- 0	7- 1				
7- 5	0- 0	0- 1	AWAY	0- 1	0- 1	7- 2				
0- 2	0- 1	0- 0	NEUTRAL	0- 1	0- 0	0- 0				
2- 6	0- 1	0- 3	NON-CONFERENCE	1- 2	0- 0	1- 0				
1- 2	0- 0	0- 2	HOME	1- 0	0- 0	0- 0				
1- 2	0- 0	0- 1	AWAY	0- 1	0- 0	1- 0				
0- 2	0- 1	0- 0	NEUTRAL	0- 1	0- 0	0- 0				
14- 4	0- 0	0- 0	CONFERENCE	0- 0	1- 1	13- 3				
8- 1	0- 0	0- 0	HOME	0- 0	1- 0	7- 1				
6- 3	0- 0	0- 0	AWAY	0- 0	0- 1	6- 2				
0- 0	0- 0	0- 0	NEUTRAL	0- 0	0- 0	0- 0				

RPI 1-25				RPI 26-50				RPI 51-100				RPI 101+				Team's RPI: 116	
RPI	S	Opponent	Score	RPI	S	Opponent	Score	RPI	S	Opponent	Score	RPI	S	Opponent	Score		
5	N	Ohio St.	65 75	36	H	Seton Hall	56 92	51	A	Duke	41 79	136	A	UNC Asheville	51 56		
				37	A	James Madison	56 72	92	N	California	72 77	136	H	UNC Asheville	71 53		
				49	H	North Carolina St.	53 61	93	H	Elon	72 63	188	A	Gardner-Webb	57 61		
												188	H	Gardner-Webb	73 51		
												200	A	Radford	49 43		
												200	H	Radford	67 53		
												228	A	Presbyterian	42 60		
												248	A	High Point	73 68		
												248	H	High Point	56 43		
												259	A	Appalachian St.	74 68		
												268	A	Campbell	62 52		
												268	H	Campbell	67 55		
												271	A	Coastal Caro.	65 63		
												271	H	Coastal Caro.	51 58		
												298	A	Charleston So.	59 49		
												298	H	Charleston So.	51 40		
												320	A	Longwood	72 67		
												320	H	Longwood	67 47		
												325	H	Winthrop	77 61		
LAST 12 Division I GAMES:																	
				320	H	Longwood	67 47					298	A	Charleston So.	59 49		
				248	A	High Point	73 68					248	H	High Point	56 43		
				271	H	Coastal Caro.	51 58					188	H	Gardner-Webb	73 51		
				136	A	UNC Asheville	51 56					320	A	Longwood	72 67		
				268	H	Campbell	67 55					271	A	Coastal Caro.	65 63		
				200	H	Radford	67 53					325	H	Winthrop	77 61		

Non-Div I Games: Shepherd 69 57

Liberty

Loss, Non-Conf, S Site, H Home A Away N Neutral

Average RPI Win: 307	WON-LOST	WINNING	LAST 10	STRENGTH OF	OPP. STRENGTH	TEAM	ADJ.	CONF.	ADJ CONF.
Average RPI Loss: 198	RECORD	PCT. RANK	GAMES	SCHEDULE	OF SCHEDULE	RPI	RPI	RPI	RPI
DIV. I ONLY	4- 24	331	2- 8	231	323	332	332	29	29
DIV. I NON-CONF.	2- 12	311	0- 0	200	337	312	312	28	28
TOTALS	RPI 1-25	RPI 26-50	W-L RECORDS	RPI 51-100	RPI 101-150	RPI 150+			
4- 24	0- 0	0- 1	OVERALL	0- 4	0- 4	4- 15			
3- 11	0- 0	0- 1	HOME	0- 3	0- 1	3- 6			
1- 12	0- 0	0- 0	AWAY	0- 1	0- 3	1- 8			
0- 1	0- 0	0- 0	NEUTRAL	0- 0	0- 0	0- 1			
2- 12	0- 0	0- 1	NON-CONFERENCE	0- 2	0- 2	2- 7			
1- 6	0- 0	0- 1	HOME	0- 2	0- 0	1- 3			
1- 5	0- 0	0- 0	AWAY	0- 0	0- 2	1- 3			
0- 1	0- 0	0- 0	NEUTRAL	0- 0	0- 0	0- 1			
2- 12	0- 0	0- 0	CONFERENCE	0- 2	0- 2	2- 8			
2- 5	0- 0	0- 0	HOME	0- 1	0- 1	2- 3			
0- 7	0- 0	0- 0	AWAY	0- 1	0- 1	0- 5			
0- 0	0- 0	0- 0	NEUTRAL	0- 0	0- 0	0- 0			

RPI 1-25			RPI 26-50			RPI 51-100			RPI 101+			Team's RPI: 332			
RPI	S	Opponent	Score	RPI	S	Opponent	Score	RPI	S	Opponent	Score				
				42	H	Western Ky.	56 64	61	A	FGCU	52 91	105	A	Wright St.	65 92
								61	H	FGCU	39 71	144	A	Alabama	49 68
								63	H	Ball St.	60 72	146	A	Jacksonville	51 81
								91	H	Belmont	68 90	146	H	Jacksonville	55 76
												192	A	Stetson	75 79
												192	H	Stetson	62 83
												208	A	USC Upstate	71 93
												208	H	USC Upstate	54 81
												224	H	Southeast Mo. St.	69 84
												241	H	Loyola Maryland	52 57
												243	N	Texas Southern	62 66
												253	A	Tennessee St.	65 77
												267	H	Murray St.	93 85
												278	A	Tennessee Tech	70 81
												289	A	Kennesaw St.	54 55
												289	H	Kennesaw St.	64 68
												290	A	Ga. Southern	66 55
												304	A	Jackson St.	52 53
												305	H	Morehead St.	77 92
												324	A	North Florida	70 78
												324	H	North Florida	78 71
												345	A	NJIT	51 61
												345	H	NJIT	63 49
LAST 12 Division I GAMES:															
				289	H	Kennesaw St.	64 68	208	A	USC Upstate	71 93				
				61	A	FGCU	52 91	345	A	NJIT	51 61				
				192	A	Stetson	75 79	208	H	USC Upstate	54 81				
				146	H	Jacksonville	55 76	192	H	Stetson	62 83				
				324	H	North Florida	78 71	61	H	FGCU	39 71				
				345	H	NJIT	63 49	324	A	North Florida	70 78				

Non-Div I Games: North Ala. 88 67

Lipscomb

■ Loss,
 ■ Non-Conf,
 ■ S Site,
 ■ H Home
 ■ A Away
 N Neutral

Little Rock

Through Games Of Feb. 28, 2016

Average RPI Win:	211	WON-LOST	WINNING	LAST 10	STRENGTH OF	OPP. STRENGTH	TEAM	ADJ.	CONF.	ADJ CONF.
Average RPI Loss:	99	RECORD	PCT. RANK	GAMES	SCHEDULE	OF SCHEDULE	RPI	RPI	RPI	RPI
DIV. I ONLY	16- 11	117	10- 0	145	124	120	120	15	15	
DIV. I NON-CONF.	2- 7	280	0- 0	32	5	185	185	14	14	
TOTALS	RPI 1-25	RPI 26-50	W-L RECORDS	RPI 51-100	RPI 101-150	RPI 150+				
16- 11	0- 2	0- 2	OVERALL	0- 2	5- 2	11- 3				
9- 5	0- 1	0- 0	HOME	0- 1	2- 2	7- 1				
7- 6	0- 1	0- 2	AWAY	0- 1	3- 0	4- 2				
0- 0	0- 0	0- 0	NEUTRAL	0- 0	0- 0	0- 0				
2- 7	0- 2	0- 1	NON-CONFERENCE	0- 2	2- 1	0- 1				
1- 4	0- 1	0- 0	HOME	0- 1	1- 1	0- 1				
1- 3	0- 1	0- 1	AWAY	0- 1	1- 0	0- 0				
0- 0	0- 0	0- 0	NEUTRAL	0- 0	0- 0	0- 0				
14- 4	0- 0	0- 1	CONFERENCE	0- 0	3- 1	11- 2				
8- 1	0- 0	0- 0	HOME	0- 0	1- 1	7- 0				
6- 3	0- 0	0- 1	AWAY	0- 0	2- 0	4- 2				
0- 0	0- 0	0- 0	NEUTRAL	0- 0	0- 0	0- 0				

RPI 1-25				RPI 26-50				RPI 51-100				RPI 101+ Team's RPI: 120			
RPI	S	Opponent	Score	RPI	S	Opponent	Score	RPI	S	Opponent	Score	RPI	S	Opponent	Score
6	H	Texas	56 66	33	A	Oklahoma	52 65	80	A	Tulane	53 69	102	H	Memphis	61 53
17	A	Texas A&M	39 69	39	A	Arkansas St.	53 66	96	H	Missouri St.	58 64	118	H	LSU	51 57
												133	A	La.-Lafayette	58 49
												133	H	La.-Lafayette	58 65
												143	A	UT Arlington	59 55
												143	H	UT Arlington	49 43
												145	A	Oral Roberts	66 52
												169	A	Troy	71 78
												169	H	Troy	79 64
												184	H	Tulsa	63 74
												197	A	South Ala.	47 34
												197	H	South Ala.	74 43
												212	A	Texas St.	57 67
												212	H	Texas St.	57 45
												259	H	Appalachian St.	67 50
												269	A	Georgia St.	54 39
												269	H	Georgia St.	59 32
												277	A	La.-Monroe	53 37
												277	H	La.-Monroe	56 44
												290	A	Ga. Southern	50 45
												290	H	Ga. Southern	69 36
LAST 12 Division I GAMES:															
212	H	Texas St.	57 45	197	H	South Ala.	74 43								
143	H	UT Arlington	49 43	169	H	Troy	79 64								
290	A	Ga. Southern	50 45	269	H	Georgia St.	59 32								
269	A	Georgia St.	54 39	290	H	Ga. Southern	69 36								
133	A	La.-Lafayette	58 49	143	A	UT Arlington	59 55								
277	A	La.-Monroe	53 37	212	A	Texas St.	57 67								

Non-Div I Games:

Little Rock

Loss, Non-Conf, S Site, H Home A Away N Neutral

Average RPI Win:	246	WON-LOST	WINNING	LAST 10	STRENGTH OF	OPP. STRENGTH	TEAM	ADJ.	CONF.	ADJ CONF.
Average RPI Loss:	88	RECORD	PCT. RANK	GAMES	SCHEDULE	OF SCHEDULE	RPI	RPI	RPI	RPI
DIV. I ONLY	21- 7	51	8- 2	332	156	135	135	23	23	
DIV. I NON-CONF.	11- 3	54	0- 0	320	51	126	126	21	21	
TOTALS	RPI 1-25	RPI 26-50	W-L RECORDS	RPI 51-100	RPI 101-150	RPI 150+				
21- 7	1- 0	0- 2	OVERALL	0- 2	1- 3	19- 0				
10- 3	1- 0	0- 1	HOME	0- 1	0- 1	9- 0				
9- 4	0- 0	0- 1	AWAY	0- 1	0- 2	9- 0				
2- 0	0- 0	0- 0	NEUTRAL	0- 0	1- 0	1- 0				
11- 3	1- 0	0- 0	NON-CONFERENCE	0- 2	1- 1	9- 0				
5- 1	1- 0	0- 0	HOME	0- 1	0- 0	4- 0				
4- 2	0- 0	0- 0	AWAY	0- 1	0- 1	4- 0				
2- 0	0- 0	0- 0	NEUTRAL	0- 0	1- 0	1- 0				
10- 4	0- 0	0- 2	CONFERENCE	0- 0	0- 2	10- 0				
5- 2	0- 0	0- 1	HOME	0- 0	0- 1	5- 0				
5- 2	0- 0	0- 1	AWAY	0- 0	0- 1	5- 0				
0- 0	0- 0	0- 0	NEUTRAL	0- 0	0- 0	0- 0				

RPI 1-25				RPI 26-50				RPI 51-100				RPI 101+ Team's RPI: 135			
RPI	S	Opponent	Score	RPI	S	Opponent	Score	RPI	S	Opponent	Score	RPI	S	Opponent	Score
22	H	UTEP	47 40	48	A	UC Riverside	58 83	55	A	Southern California	43 69	118	A	LSU	53 59
				48	H	UC Riverside	60 78	98	H	San Francisco	52 66	122	N	Northwestern St.	60 59
												123	A	Hawaii	42 60
												123	H	Hawaii	55 67
												161	A	Pacific	68 60
												189	H	Colorado	59 42
												190	A	UC Davis	75 62
												193	A	Cal Poly	61 56
												193	H	Cal Poly	65 53
												203	H	UNLV	67 63
												247	H	San Diego St.	74 54
												263	A	Seattle	69 57
												266	A	UC Santa Barbara	58 55
												266	H	UC Santa Barbara	60 52
												282	A	Houston	47 41
												291	N	Northern Ariz.	69 48
												299	H	CSUN	74 71
												303	A	Denver	48 41
												318	H	Portland St.	89 71
												336	A	Cal St. Fullerton	82 61
												336	H	Cal St. Fullerton	62 57
												339	A	UC Irvine	71 65
												339	H	UC Irvine	67 49
LAST 12 Division I GAMES:															
339	H	UC Irvine	67 49	299	H	CSUN	74 71	193	H	Cal Poly	65 53	190	A	UC Davis	75 62
193	A	Cal Poly	61 56	336	H	Cal St. Fullerton	62 57	339	A	UC Irvine	71 65	48	H	UC Riverside	60 78
266	A	UC Santa Barbara	58 55	48	A	UC Riverside	58 83								
48	A	UC Riverside	58 83	266	H	UC Santa Barbara	60 52								
266	H	UC Santa Barbara	60 52	123	A	Hawaii	42 60								

Non-Div I Games:

Long Beach St.

■ Loss,
 ■ Non-Conf, S Site,
 ■ Home
 ■ Away
 N Neutral

Average RPI Win:	317	WON-LOST	WINNING	LAST 10	STRENGTH OF	OPP. STRENGTH	TEAM	ADJ.	CONF.	ADJ CONF.
Average RPI Loss:	190	RECORD	PCT. RANK	GAMES	SCHEDULE	OF SCHEDULE	RPI	RPI	RPI	RPI
DIV. I ONLY	4- 21	322	1- 9	252	296	320	320	28	28	
DIV. I NON-CONF.	1- 6	311	0- 0	181	159	288	288	29	29	
TOTALS	RPI 1-25	RPI 26-50	W-L RECORDS	RPI 51-100	RPI 101-150	RPI 150+				
4- 21	0- 1	0- 2	OVERALL	0- 0	0- 5	4- 13				
2- 7	0- 0	0- 0	HOME	0- 0	0- 2	2- 5				
2- 14	0- 0	0- 0	AWAY	0- 0	0- 1	2- 0				
0- 0	0- 0	0- 0	NEUTRAL	0- 0	0- 0	0- 0				
1- 6	0- 1	0- 2	NON-CONFERENCE	0- 0	0- 1	1- 2				
1- 0	0- 0	0- 0	HOME	0- 0	0- 0	1- 0				
0- 6	0- 1	0- 2	AWAY	0- 0	0- 1	0- 2				
0- 0	0- 0	0- 0	NEUTRAL	0- 0	0- 0	0- 0				
3- 15	0- 0	0- 0	CONFERENCE	0- 0	0- 4	3- 11				
1- 7	0- 0	0- 0	HOME	0- 0	0- 2	1- 5				
2- 8	0- 0	0- 0	AWAY	0- 0	0- 2	2- 6				
0- 0	0- 0	0- 0	NEUTRAL	0- 0	0- 0	0- 0				

RPI 1-25				RPI 26-50				RPI 51-100				RPI 101+ Team's RPI: 320			
RPI	S	Opponent	Score	RPI	S	Opponent	Score	RPI	S	Opponent	Score	RPI	S	Opponent	Score
9	A	Oregon St.	45 110	28	A	West Virginia	43 74					101	A	Virginia	46 81
				37	A	James Madison	30 88					116	A	Liberty	47 67
												116	H	Liberty	67 72
												136	A	UNC Asheville	42 81
												136	H	UNC Asheville	54 61
												188	A	Gardner-Webb	42 67
												200	A	Radford	64 80
												200	H	Radford	67 79
												228	A	Presbyterian	49 75
												228	H	Presbyterian	38 59
												248	A	High Point	68 79
												248	H	High Point	70 89
												268	A	Campbell	65 72
												268	H	Campbell	56 73
												271	A	Coastal Caro.	56 48
												298	A	Charleston So.	58 66
												298	H	Charleston So.	54 63
												310	A	UNCG	60 81
												325	A	Winthrop	63 60
												325	H	Winthrop	67 60
												329	A	Delaware St.	63 88
												348	H	N.C. Central	60 49
LAST 12 Division I GAMES:															
116	A	Liberty	47 67	228	A	Presbyterian	49 75								
200	A	Radford	64 80	325	H	Winthrop	67 60								
248	H	High Point	70 89	116	H	Liberty	67 72								
268	A	Campbell	65 72	188	A	Gardner-Webb	42 67								
136	H	UNC Asheville	54 61	200	H	Radford	67 79								
298	A	Charleston So.	58 66	136	A	UNC Asheville	42 81								

Non-Div I Games: Notre Dame (MD) 83 32 N.C. Wesleyan 100 57

Longwood

Loss, Non-Conf, S Site, H Home A Away N Neutral

Average RPI Win: 228		WON-LOST	WINNING	LAST 10	STRENGTH OF	OPP. STRENGTH	TEAM	ADJ.	CONF.	ADJ CONF.
Average RPI Loss: 114		RECORD	PCT. RANK	GAMES	SCHEDULE	OF SCHEDULE	RPI	RPI	RPI	RPI
DIV. I ONLY		13- 13	166	5- 5	183	118	171	171	12	12
DIV. I NON-CONF.		4- 6	201	0- 0	185	171	222	222	11	11
TOTALS		RPI 1-25	RPI 26-50		W-L RECORDS		RPI 51-100	RPI 101-150	RPI 150+	
13- 13	0- 3	0- 1		OVERALL		0- 2	1- 2		12- 5	
8- 4	0- 1	0- 1		HOME		0- 0	1- 0		7- 2	
4- 8	0- 0	0- 0		AWAY		0- 2	0- 0		4- 0	
1- 1	0- 1	0- 0		NEUTRAL		0- 0	0- 0		1- 0	
4- 6	0- 1	0- 1		NON-CONFERENCE		0- 0	1- 1		3- 3	
2- 3	0- 0	0- 1		HOME		0- 0	1- 0		1- 2	
1- 2	0- 0	0- 0		AWAY		0- 0	0- 1		1- 1	
1- 1	0- 1	0- 0		NEUTRAL		0- 0	0- 0		1- 0	
9- 7	0- 2	0- 0		CONFERENCE		0- 2	0- 1		9- 2	
6- 1	0- 1	0- 0		HOME		0- 0	0- 0		6- 0	
3- 6	0- 1	0- 0		AWAY		0- 2	0- 1		3- 2	
0- 0	0- 0	0- 0		NEUTRAL		0- 0	0- 0		0- 0	

RPI 1-25				RPI 26-50				RPI 51-100				RPI 101+ Team's RPI: 171			
RPI	S	Opponent	Score	RPI	S	Opponent	Score	RPI	S	Opponent	Score	RPI	S	Opponent	Score
10	N	UCLA	57 68	27	H	Mississippi St.	63 93	62	A	Middle Tenn.	57 68	125	A	Arizona	67 77
22	A	UTEP	80 86					82	A	Charlotte	58 63	133	H	La.-Lafayette	79 62
22	H	UTEP	65 72									148	A	UAB	49 64
												153	H	McNeese St.	71 74
												154	A	Southern Miss.	59 69
												154	H	Southern Miss.	72 37
												155	A	Old Dominion	69 51
												177	A	Wisconsin	65 79
												180	H	Fla. Atlantic	65 62
												202	H	Stephen F. Austin	76 44
												221	A	Rice	77 84
												221	H	Rice	63 61
												236	A	North Texas	78 67
												236	H	North Texas	77 71
												260	A	UTSA	82 72
												260	H	UTSA	75 66
												273	H	Prairie View	68 77
												303	N	Denver	58 53
												309	H	FIU	82 63
												311	A	Nicholls St.	58 55
LAST 12 Division I GAMES:															
				221	A	Rice	77 84	236	H	North Texas	77 71				
				236	A	North Texas	78 67	221	H	Rice	63 61				
				22	H	UTEP	65 72	22	A	UTEP	80 86				
				260	H	UTSA	75 66	260	A	UTSA	82 72				
				148	A	UAB	49 64	154	H	Southern Miss.	72 37				
				62	A	Middle Tenn.	57 68	180	H	Fla. Atlantic	65 62				

Non-Div I Games:	Loyola (LA)	76	40
------------------	-------------	----	----

Louisiana Tech

Loss, Non-Conf, S Site, H Home A Away N Neutral

Louisville

Through Games Of Feb. 28, 2016

Average RPI Win:	119	WON-LOST	WINNING	LAST 10	STRENGTH OF	OPP. STRENGTH	TEAM	ADJ.	CONF.	ADJ CONF.
Average RPI Loss:	46	RECORD	PCT. RANK	GAMES	SCHEDULE	OF SCHEDULE	RPI	RPI	RPI	RPI
DIV. I ONLY	24- 6	27	9- 1	28	23	14	14	4	4	
DIV. I NON-CONF.	9- 5	108	1- 0	55	26	63	63	5	5	
TOTALS	RPI 1-25	RPI 26-50	W-L RECORDS	RPI 51-100	RPI 101-150	RPI 150+				
24- 6	3- 2	3- 1	OVERALL	3- 3	9- 0	6- 0				
12- 2	1- 1	1- 0	HOME	2- 1	5- 0	3- 0				
11- 2	2- 1	2- 1	AWAY	1- 0	4- 0	2- 0				
1- 2	0- 0	0- 0	NEUTRAL	0- 2	0- 0	1- 0				
9- 5	1- 1	1- 1	NON-CONFERENCE	1- 3	1- 0	5- 0				
5- 1	0- 0	1- 0	HOME	1- 1	1- 0	2- 0				
3- 2	1- 1	0- 1	AWAY	0- 0	0- 0	2- 0				
1- 2	0- 0	0- 0	NEUTRAL	0- 2	0- 0	1- 0				
15- 1	2- 1	2- 0	CONFERENCE	2- 0	8- 0	1- 0				
7- 1	1- 1	0- 0	HOME	1- 0	4- 0	1- 0				
8- 0	1- 0	2- 0	AWAY	1- 0	4- 0	0- 0				
0- 0	0- 0	0- 0	NEUTRAL	0- 0	0- 0	0- 0				

RPI	S	Opponent	Score	RPI	S	Opponent	Score	RPI	S	Opponent	Score	RPI	S	Opponent	Score
1	H	Notre Dame	61 66	30	H	South Fla.	67 50	51	H	Duke	65 48	101	A	Virginia	59 41
12	A	Kentucky	54 72	34	A	Miami (FL)	79 51	59	N	Purdue	60 62	101	H	Virginia	74 59
13	H	Florida St.	79 69	42	A	Western Ky.	69 71	71	N	Dayton	66 79	108	H	Virginia Tech	56 45
16	A	Syracuse	71 53	49	A	North Carolina St.	92 90	73	A	Georgia Tech	78 65	114	H	IUPUI	70 61
20	A	Michigan St.	85 78					89	H	UT Martin	88 66	115	A	Boston College	55 45
								92	H	California	71 75	130	A	Pittsburgh	84 61
												130	H	Pittsburgh	65 36
												132	H	Wake Forest	78 54
												137	A	North Carolina	78 60
												170	N	Marist	65 53
												229	A	Col. of Charleston	71 67
												230	H	Dartmouth	94 52
												244	H	Valparaiso	75 42
												250	H	Clemson	75 33
												278	A	Tennessee Tech	76 54
LAST 12 Division I GAMES:															
130	H	Pittsburgh	65 36	1	H	Notre Dame	61 66	137	A	North Carolina	78 60				
34	A	Miami (FL)	79 51					132	H	Wake Forest	78 54				
115	A	Boston College	55 45					250	H	Clemson	75 33				
101	H	Virginia	74 59					16	A	Syracuse	71 53				
30	H	South Fla.	67 50					49	A	North Carolina St.	92 90				
130	A	Pittsburgh	84 61												

Non-Div I Games:

Louisville

■ Loss,
 ■ Non-Conf, S Site,
 ■ Home
 ■ Away
 N Neutral

Loyola Chicago

Through Games Of Feb. 28, 2016

Average RPI Win: 240	WON-LOST	WINNING	LAST 10	STRENGTH OF	OPP. STRENGTH	TEAM	ADJ.	CONF.	ADJ CONF.
Average RPI Loss: 114	RECORD	PCT. RANK	GAMES	SCHEDULE	OF SCHEDULE	RPI	RPI	RPI	RPI
DIV. I ONLY	13- 15	192	4- 6	161	154	175	175	21	21
DIV. I NON-CONF.	4- 7	222	0- 0	73	27	150	150	17	17
TOTALS	RPI 1-25	RPI 26-50	W-L RECORDS	RPI 51-100	RPI 101-150	RPI 150+			
13- 15	1- 2	0- 1	OVERALL	0- 4	3- 5	9- 3			
6- 7	0- 0	0- 1	HOME	0- 2	2- 3	4- 1			
7- 8	1- 2	0- 0	AWAY	0- 2	1- 2	5- 2			
0- 0	0- 0	0- 0	NEUTRAL	0- 0	0- 0	0- 0			
4- 7	1- 2	0- 1	NON-CONFERENCE	0- 2	0- 2	3- 0			
1- 4	0- 0	0- 1	HOME	0- 1	0- 2	1- 0			
3- 3	1- 2	0- 0	AWAY	0- 1	0- 0	2- 0			
0- 0	0- 0	0- 0	NEUTRAL	0- 0	0- 0	0- 0			
9- 8	0- 0	0- 0	CONFERENCE	0- 2	3- 3	6- 3			
5- 3	0- 0	0- 0	HOME	0- 1	2- 1	3- 1			
4- 5	0- 0	0- 0	AWAY	0- 1	1- 2	3- 2			
0- 0	0- 0	0- 0	NEUTRAL	0- 0	0- 0	0- 0			

RPI 1-25				RPI 26-50				RPI 51-100				RPI 101+ Team's RPI: 175			
RPI	S	Opponent	Score	RPI	S	Opponent	Score	RPI	S	Opponent	Score	RPI	S	Opponent	Score
19	A	DePaul	88 75	34	H	Miami (FL)	50 77	73	A	Georgia Tech	77 84	106	A	Drake	61 91
20	A	Michigan St.	47 76					74	H	Central Mich.	59 68	106	H	Drake	65 81
21	A	Green Bay	51 65					96	A	Missouri St.	81 91	107	A	UNI	52 63
								96	H	Missouri St.	62 73	107	H	UNI	64 60
												117	H	Northwestern	72 81
												128	A	Southern Ill.	69 68
												128	H	Southern Ill.	83 59
												138	H	Western Mich.	45 68
												217	A	Indiana St.	48 62
												217	H	Indiana St.	71 74
												221	A	Rice	57 50
												286	H	Lamar	82 71
												288	A	Wichita St.	62 65
												288	H	Wichita St.	60 55
												300	A	Bradley	67 54
												322	A	Illinois St.	57 41
												322	H	Illinois St.	73 61
												331	A	Evansville	63 49
												331	H	Evansville	67 54
												338	A	Eastern Ill.	86 75
LAST 12 Division I GAMES:															
107	A	UNI	52 63	331	H	Evansville	67 54								
106	A	Drake	61 91	128	H	Southern Ill.	83 59								
217	H	Indiana St.	71 74	106	H	Drake	65 81								
322	H	Illinois St.	73 61	107	H	UNI	64 60								
288	A	Wichita St.	62 65	322	A	Illinois St.	57 41								
96	A	Missouri St.	81 91	217	A	Indiana St.	48 62								

Non-Div I Games:

Loyola Chicago

■ Loss,
 ■ Non-Conf,
 ■ S Site,
 ■ Home
 ■ A Away
 N Neutral

Loyola Maryland

Through Games Of Feb. 28, 2016

Average RPI Win:	307	WON-LOST	WINNING	LAST 10	STRENGTH OF	OPP. STRENGTH	TEAM	ADJ.	CONF.	ADJ CONF.
Average RPI Loss:	152	RECORD	PCT. RANK	GAMES	SCHEDULE	OF SCHEDULE	RPI	RPI	RPI	RPI
DIV. I ONLY	13- 15	192	6- 4	281	301	241	241	25	25	
DIV. I NON-CONF.	3- 8	258	0- 0	282	317	285	285	27	27	
TOTALS	RPI 1-25	RPI 26-50	W-L RECORDS	RPI 51-100	RPI 101-150	RPI 150+				
13- 15	0- 1	0- 1	OVERALL	0- 4	0- 0	13- 9				
6- 6	0- 0	0- 0	HOME	0- 2	0- 0	6- 4				
7- 9	0- 1	0- 1	AWAY	0- 2	0- 0	7- 5				
0- 0	0- 0	0- 0	NEUTRAL	0- 0	0- 0	0- 0				
3- 8	0- 1	0- 1	NON-CONFERENCE	0- 0	0- 0	3- 6				
1- 3	0- 0	0- 0	HOME	0- 0	0- 0	1- 3				
2- 5	0- 1	0- 1	AWAY	0- 0	0- 0	2- 3				
0- 0	0- 0	0- 0	NEUTRAL	0- 0	0- 0	0- 0				
10- 7	0- 0	0- 0	CONFERENCE	0- 4	0- 0	10- 3				
5- 3	0- 0	0- 0	HOME	0- 2	0- 0	5- 1				
5- 4	0- 0	0- 0	AWAY	0- 2	0- 0	5- 2				
0- 0	0- 0	0- 0	NEUTRAL	0- 0	0- 0	0- 0				

RPI 1-25				RPI 26-50				RPI 51-100				RPI 101+ Team's RPI: 241			
RPI	S	Opponent	Score	RPI	S	Opponent	Score	RPI	S	Opponent	Score	RPI	S	Opponent	Score
11	A	Maryland	47 97	47	A	Villanova	55 67	66	A	Army West Point	37 70	155	A	Old Dominion	41 64
								66	H	Army West Point	44 52	178	H	UMBC	46 52
								86	A	Bucknell	64 71	191	H	Fairfield	45 71
								86	H	Bucknell	42 64	198	H	William & Mary	61 62
												206	A	Lehigh	48 66
												206	H	Lehigh	68 76
												220	A	Navy	38 45
												220	H	Navy	51 38
												235	A	Columbia	53 63
												251	A	Holy Cross	59 49
												280	A	American	55 50
												280	H	American	52 46
												307	A	Colgate	65 49
												307	H	Colgate	55 38
												319	A	Mt. St. Mary's	65 63
												327	A	Lafayette	55 51
												327	H	Lafayette	66 65
												332	A	Lipscomb	57 52
												335	A	St. Francis Brooklyn	54 64
												344	A	Boston U.	67 46
												344	H	Boston U.	63 54
												347	H	Norfolk St.	75 67
LAST 12 Division I GAMES:															
280	A	American	55 50	66	H	Army West Point	44 52								
251	A	Holy Cross	59 49	206	H	Lehigh	68 76								
307	H	Colgate	55 38	327	A	Lafayette	55 51								
86	H	Bucknell	42 64	307	A	Colgate	65 49								
344	A	Boston U.	67 46	86	A	Bucknell	64 71								
220	A	Navy	38 45	344	H	Boston U.	63 54								

Non-Div I Games:

Loyola Maryland

Loss, Non-Conf, S Site, H Home A Away N Neutral

Average RPI Win:	261	WON-LOST	WINNING	LAST 10	STRENGTH OF	OPP. STRENGTH	TEAM	ADJ.	CONF.	ADJ CONF.
Average RPI Loss:	106	RECORD	PCT. RANK	GAMES	SCHEDULE	OF SCHEDULE	RPI	RPI	RPI	RPI
DIV. I ONLY	10- 19	261	4- 6	185	102	240	240	8	8	
DIV. I NON-CONF.	4- 7	222	1- 0	333	186	292	292	9	9	
TOTALS	RPI 1-25	RPI 26-50	W-L RECORDS	RPI 51-100	RPI 101-150	RPI 150+				
10- 19	0- 2	0- 4	OVERALL	0- 6	0- 3	10- 4				
5- 8	0- 1	0- 1	HOME	0- 3	0- 1	5- 2				
4- 11	0- 1	0- 3	AWAY	0- 3	0- 2	4- 2				
1- 0	0- 0	0- 0	NEUTRAL	0- 0	0- 0	1- 0				
4- 7	0- 0	0- 2	NON-CONFERENCE	0- 0	0- 1	4- 4				
2- 2	0- 0	0- 0	HOME	0- 0	0- 0	2- 2				
1- 5	0- 0	0- 2	AWAY	0- 0	0- 1	1- 2				
1- 0	0- 0	0- 0	NEUTRAL	0- 0	0- 0	1- 0				
6- 12	0- 2	0- 2	CONFERENCE	0- 6	0- 2	6- 0				
3- 6	0- 1	0- 1	HOME	0- 3	0- 1	3- 0				
3- 6	0- 1	0- 1	AWAY	0- 3	0- 1	3- 0				
0- 0	0- 0	0- 0	NEUTRAL	0- 0	0- 0	0- 0				

RPI 1-25				RPI 26-50				RPI 51-100				RPI 101+ Team's RPI: 240			
RPI	S	Opponent	Score	RPI	S	Opponent	Score	RPI	S	Opponent	Score	RPI	S	Opponent	Score
15	A	BYU	61 75	41	A	Missouri	48 80	67	A	Santa Clara	41 68	103	A	Gonzaga	68 83
15	H	BYU	75 82	48	A	UC Riverside	62 80	67	H	Santa Clara	56 57	103	H	Gonzaga	59 66
				50	A	St. Mary's (CA)	57 72	77	A	San Diego	58 82	123	A	Hawaii	51 65
				50	H	St. Mary's (CA)	81 91	77	H	San Diego	67 75	161	A	Pacific	63 60
								98	A	San Francisco	72 81	161	H	Pacific	96 88
								98	H	San Francisco	73 75	189	A	Colorado	81 92
												193	A	Cal Poly	58 70
												247	H	San Diego St.	92 65
												263	H	Seattle	69 78
												266	A	UC Santa Barbara	70 63
												275	A	Pepperdine	83 77
												275	H	Pepperdine	79 69
												285	A	Portland	77 62
												285	H	Portland	62 52
												316	N	Nevada	69 58
												336	H	Cal St. Fullerton	73 75
												339	H	UC Irvine	95 50
LAST 12 Division I GAMES:															
339	H	UC Irvine	95 50	285	A	Portland	77 62								
275	A	Pepperdine	83 77	103	A	Gonzaga	68 83								
98	A	San Francisco	72 81	77	H	San Diego	67 75								
67	A	Santa Clara	41 68	15	H	BYU	75 82								
50	H	St. Mary's (CA)	81 91	77	A	San Diego	58 82								
161	H	Pacific	96 88	15	A	BYU	61 75								

Non-Div I Games:

Loyola Marymount

■ Loss,
 ■ Non-Conf,
 ■ S Site,
 ■ H Home
 ■ A Away
 N Neutral

MaineMaine

82 42

Maine

Page 158

Average RPI Win:	244	WON-LOST	WINNING	LAST 10	STRENGTH OF	OPP. STRENGTH	TEAM	ADJ.	CONF.	ADJ CONF.
Average RPI Loss:	198	RECORD	PCT. RANK	GAMES	SCHEDULE	OF SCHEDULE	RPI	RPI	RPI	RPI
DIV. I ONLY	14- 15	179	5- 5	297	260	245	245	22	22	
DIV. I NON-CONF.	3- 6	234	0- 0	307	313	297	297	22	22	
TOTALS	RPI 1-25	RPI 26-50	W-L RECORDS	RPI 51-100	RPI 101-150	RPI 150+				
14- 15	0- 0	0- 0	OVERALL	1- 2	1- 1	12- 12				
7- 7	0- 0	0- 0	HOME	0- 2	1- 0	6- 5				
7- 8	0- 0	0- 0	AWAY	1- 0	0- 1	6- 7				
0- 0	0- 0	0- 0	NEUTRAL	0- 0	0- 0	0- 0				
3- 6	0- 0	0- 0	NON-CONFERENCE	0- 1	0- 0	3- 5				
2- 2	0- 0	0- 0	HOME	0- 1	0- 0	2- 1				
1- 4	0- 0	0- 0	AWAY	0- 0	0- 0	1- 4				
0- 0	0- 0	0- 0	NEUTRAL	0- 0	0- 0	0- 0				
11- 9	0- 0	0- 0	CONFERENCE	1- 1	1- 1	9- 7				
5- 5	0- 0	0- 0	HOME	0- 1	1- 0	4- 4				
6- 4	0- 0	0- 0	AWAY	1- 0	0- 1	5- 3				
0- 0	0- 0	0- 0	NEUTRAL	0- 0	0- 0	0- 0				

RPI S	Opponent	Score	RPI S	Opponent	Score	RPI S	Opponent	Score	RPI S	Opponent	Score	Team's RPI: 245
						83	A Quinnipiac	52 42	119	A Iona	56 67	
						83	H Quinnipiac	63 81	119	H Iona	63 56	
						86	H Bucknell	56 61	163	A Yale	36 62	
									168	H Fordham	49 60	
									170	A Marist	64 59	
									170	H Marist	73 79	
									191	A Fairfield	70 55	
									191	H Fairfield	57 59	
									207	A Canisius	68 70	
									207	H Canisius	77 55	
									214	H Brown	80 56	
									227	A Siena	59 60	
									227	H Siena	56 49	
									239	A New Hampshire	57 72	
									251	A Holy Cross	44 58	
									254	A Monmouth	62 72	
									254	H Monmouth	56 57	
									280	A American	48 52	
									281	A Rider	74 70	
									281	H Rider	49 56	
									297	A Niagara	58 49	
									297	H Niagara	80 62	
									315	A Fairleigh Dickinson	85 78	
									335	H St. Francis Brooklyn	61 53	
									337	A Saint Peter's	60 43	
									337	H Saint Peter's	64 47	
LAST 12 Division I GAMES:												
281	H Rider	49 56	170	A Marist	64 59							
337	A Saint Peter's	60 43	207	H Canisius	77 55							
297	A Niagara	58 49	254	A Monmouth	62 72							
207	A Canisius	68 70	83	H Quinnipiac	63 81							
227	H Siena	56 49	281	A Rider	74 70							
254	H Monmouth	56 57	337	H Saint Peter's	64 47							

Non-Div I Games:

Manhattan

■ Loss,
 ■ Non-Conf,
 ■ S Site,
 ■ H Home
 ■ A Away
 N Neutral

Marist

M
a
r
i
s
t

Marist

Page 160

Average RPI Win:	163	WON-LOST	WINNING	LAST 10	STRENGTH OF	OPP. STRENGTH	TEAM	ADJ.	CONF.	ADJ CONF.
Average RPI Loss:	64	RECORD	PCT. RANK	GAMES	SCHEDULE	OF SCHEDULE	RPI	RPI	RPI	RPI
DIV. I ONLY	14- 15	179	6- 4	49	69	95	95	6	6	
DIV. I NON-CONF.	5- 6	180	0- 0	23	59	96	96	6	6	
TOTALS	RPI 1-25	RPI 26-50	W-L RECORDS	RPI 51-100	RPI 101-150	RPI 150+				
14- 15	0- 5	1- 3	OVERALL	3- 3	2- 3	8- 1				
9- 4	0- 2	1- 1	HOME	3- 0	1- 1	4- 0				
4- 11	0- 3	0- 2	AWAY	0- 3	1- 2	3- 1				
1- 0	0- 0	0- 0	NEUTRAL	0- 0	0- 0	1- 0				
5- 6	0- 3	0- 0	NON-CONFERENCE	1- 1	1- 2	3- 0				
2- 2	0- 1	0- 0	HOME	1- 0	0- 1	1- 0				
2- 4	0- 2	0- 0	AWAY	0- 1	1- 1	1- 0				
1- 0	0- 0	0- 0	NEUTRAL	0- 0	0- 0	1- 0				
9- 9	0- 2	1- 3	CONFERENCE	2- 2	1- 1	5- 1				
7- 2	0- 1	1- 1	HOME	2- 0	1- 0	3- 0				
2- 7	0- 1	0- 2	AWAY	0- 2	0- 1	2- 1				
0- 0	0- 0	0- 0	NEUTRAL	0- 0	0- 0	0- 0				

RPI 1-25				RPI 26-50				RPI 51-100 Team's RPI: 95				RPI 101+			
RPI	S	Opponent	Score	RPI	S	Opponent	Score	RPI	S	Opponent	Score	RPI	S	Opponent	Score
8	A	Arizona St.	80 90	36	A	Seton Hall	68 99	56	A	St. John's (NY)	77 81	114	H	IUPUI	55 60
9	H	Oregon St.	58 65	36	H	Seton Hall	89 82	56	H	St. John's (NY)	67 64	131	A	Creighton	81 83
19	A	DePaul	86 91	47	A	Villanova	60 81	57	A	South Dakota	69 97	131	H	Creighton	79 72
19	H	DePaul	65 98	47	H	Villanova	75 82	65	H	Auburn	70 69	140	A	Northern Ky.	78 83
21	A	Green Bay	55 75					94	A	Georgetown	72 75	150	A	Milwaukee	101 81
								94	H	Georgetown	87 72	157	A	Xavier	66 71
												157	H	Xavier	74 69
												177	H	Wisconsin	77 61
												195	A	Butler	80 64
												195	H	Butler	76 69
												199	N	Richmond	98 80
												258	A	Providence	92 85
												258	H	Providence	105 75
												309	A	FIU	95 83
LAST 12 Division I GAMES:															
19	H	DePaul	65 98	94	A	Georgetown	72 75								
258	A	Providence	92 85	36	H	Seton Hall	89 82								
131	A	Creighton	81 83	56	H	St. John's (NY)	67 64								
157	H	Xavier	74 69	131	H	Creighton	79 72								
195	H	Butler	76 69	258	H	Providence	105 75								
47	A	Villanova	60 81	195	A	Butler	80 64								

Non-Div I Games:

Marquette

■ Loss,
■ Non-Conf,
■ S Site,
■ H Home
■ A Away
N Neutral

Marshall

Through Games Of Feb. 28, 2016

Average RPI Win:	225	WON-LOST	WINNING	LAST 10	STRENGTH OF	OPP. STRENGTH	TEAM	ADJ.	CONF.	ADJ CONF.
Average RPI Loss:	97	RECORD	PCT. RANK	GAMES	SCHEDULE	OF SCHEDULE	RPI	RPI	RPI	RPI
DIV. I ONLY	15- 10	112	5- 5	202	155	152	152	12	12	
DIV. I NON-CONF.	8- 1	23	0- 0	328	338	137	137	11	11	
TOTALS	RPI 1-25	RPI 26-50	W-L RECORDS	RPI 51-100	RPI 101-150	RPI 150+				
15- 10	1- 0	0- 3	OVERALL	0- 4	3- 0	11- 3				
11- 4	1- 0	0- 1	HOME	0- 2	1- 0	9- 1				
4- 5	0- 0	0- 1	AWAY	0- 2	2- 0	2- 2				
0- 1	0- 0	0- 1	NEUTRAL	0- 0	0- 0	0- 0				
8- 1	0- 0	0- 1	NON-CONFERENCE	0- 0	1- 0	7- 0				
6- 0	0- 0	0- 0	HOME	0- 0	0- 0	6- 0				
2- 0	0- 0	0- 0	AWAY	0- 0	1- 0	1- 0				
0- 1	0- 0	0- 1	NEUTRAL	0- 0	0- 0	0- 0				
7- 9	1- 0	0- 2	CONFERENCE	0- 4	2- 0	4- 3				
5- 4	1- 0	0- 1	HOME	0- 2	1- 0	3- 1				
2- 5	0- 0	0- 1	AWAY	0- 2	1- 0	1- 2				
0- 0	0- 0	0- 0	NEUTRAL	0- 0	0- 0	0- 0				

RPI 1-25				RPI 26-50				RPI 51-100				RPI 101+ Team's RPI: 152			
RPI	S	Opponent	Score	RPI	S	Opponent	Score	RPI	S	Opponent	Score	RPI	S	Opponent	Score
22	H	UTEP	79 64	28	N	West Virginia	60 66	62	A	Middle Tenn.	54 65	128	A	Southern Ill.	61 55
				42	A	Western Ky.	52 81	62	H	Middle Tenn.	73 79	148	A	UAB	64 61
				42	H	Western Ky.	76 80	82	A	Charlotte	77 87	148	H	UAB	73 65
								82	H	Charlotte	61 64	155	A	Old Dominion	55 77
												155	H	Old Dominion	80 62
												159	H	Cornell	73 47
												180	A	Fla. Atlantic	73 84
												216	H	Rhode Island	72 62
												221	H	Rice	81 52
												236	H	North Texas	63 71
												260	H	UTSA	80 76
												261	H	Saint Francis (PA)	81 73
												305	A	Morehead St.	104 101
												309	A	FIU	65 58
												345	H	NJIT	63 50
												346	H	Alabama A&M	81 45
												347	H	Norfolk St.	81 67
LAST 12 Division I GAMES:															
62	H	Middle Tenn.	73 79	22	H	UTEP	79 64	148	H	UAB	73 65	62	A	Middle Tenn.	54 65
155	A	Old Dominion	55 77	155	H	Old Dominion	80 62	82	A	Charlotte	77 87	82	H	Charlotte	61 64
42	H	Western Ky.	76 80	260	H	UTSA	80 76	221	H	Rice	81 52				

Non-Div I Games: Brescia 92 40 West Va. Tech 83 39

Marshall

Loss, Non-Conf, S Site, H Home A Away N Neutral

Maryland

Through Games Of Feb. 28, 2016

Average RPI Win:	131	WON-LOST	WINNING	LAST 10	STRENGTH OF	OPP. STRENGTH	TEAM	ADJ.	CONF.	ADJ CONF.
Average RPI Loss:	4	RECORD	PCT. RANK	GAMES	SCHEDULE	OF SCHEDULE	RPI	RPI	RPI	RPI
DIV. I ONLY	27- 3	9	9- 1	59	40	11	11	5	5	
DIV. I NON-CONF.	11- 1	16	0- 0	106	160	22	22	4	4	
TOTALS	RPI 1-25	RPI 26-50	W-L RECORDS	RPI 51-100	RPI 101-150	RPI 150+				
27- 3	2- 3	1- 0	OVERALL	9- 0	5- 0	10- 0				
15- 1	2- 1	1- 0	HOME	4- 0	2- 0	6- 0				
9- 1	0- 1	0- 0	AWAY	4- 0	2- 0	3- 0				
3- 1	0- 1	0- 0	NEUTRAL	1- 0	1- 0	1- 0				
11- 1	1- 1	0- 0	NON-CONFERENCE	1- 0	2- 0	7- 0				
7- 0	1- 0	0- 0	HOME	0- 0	1- 0	5- 0				
1- 0	0- 0	0- 0	AWAY	0- 0	0- 0	1- 0				
3- 1	0- 1	0- 0	NEUTRAL	1- 0	1- 0	1- 0				
16- 2	1- 2	1- 0	CONFERENCE	8- 0	3- 0	3- 0				
8- 1	1- 1	1- 0	HOME	4- 0	1- 0	1- 0				
8- 1	0- 1	0- 0	AWAY	4- 0	2- 0	2- 0				
0- 0	0- 0	0- 0	NEUTRAL	0- 0	0- 0	0- 0				

RPI 1-25				Team's RPI: 11		RPI 26-50				RPI 51-100				RPI 101+					
RPI	S	Opponent	Score		RPI	S	Opponent	Score		RPI	S	Opponent	Score		RPI	S	Opponent	Score	
3	N	UConn	73	83	40	H	Indiana	86	63	53	A	Rutgers	73	59	117	A	Northwestern	79	70
5	A	Ohio St.	86	94						59	A	Purdue	87	67	117	H	Northwestern	80	62
5	H	Ohio St.	71	80						59	H	Purdue	73	59	127	A	Penn St.	89	53
16	H	Syracuse	82	64						60	N	South Dakota St.	62	55	130	N	Pittsburgh	70	49
20	H	Michigan St.	85	76						64	A	Iowa	76	56	149	H	Detroit	97	41
										68	A	Michigan	74	67	155	N	Old Dominion	95	49
										68	H	Michigan	76	56	164	A	Illinois	79	63
										75	H	Minnesota	110	77	166	H	Southern U.	94	61
										90	H	Nebraska	89	50	177	A	Wisconsin	90	65
															177	H	Wisconsin	83	77
															241	H	Loyola Maryland	97	47
															248	H	High Point	105	50
															284	H	Central Conn. St.	86	43
															287	A	UMES	106	30
															317	H	UMass Lowell	102	53
LAST 12 Division I GAMES:																			
75	H	Minnesota	110	77	5	A	Ohio St.	86	94										
177	H	Wisconsin	83	77	20	H	Michigan St.	85	76										
53	A	Rutgers	73	59	59	A	Purdue	87	67										
68	H	Michigan	76	56	40	H	Indiana	86	63										
117	A	Northwestern	79	70	127	A	Penn St.	89	53										
59	H	Purdue	73	59	177	A	Wisconsin	90	65										

Non-Div I Games:

Maryland

Loss, Non-Conf, S Site, H Home A Away N Neutral

Massachusetts

Through Games Of Feb. 28, 2016

Average RPI Win:	200	WON-LOST	WINNING	LAST 10	STRENGTH OF	OPP. STRENGTH	TEAM	ADJ.	CONF.	ADJ CONF.
Average RPI Loss:	128	RECORD	PCT. RANK	GAMES	SCHEDULE	OF SCHEDULE	RPI	RPI	RPI	RPI
DIV. I ONLY	11- 17	234	5- 5	163	101	209	209	7	7	
DIV. I NON-CONF.	6- 6	160	0- 1	251	167	196	196	8	8	
TOTALS	RPI 1-25	RPI 26-50	W-L RECORDS	RPI 51-100	RPI 101-150	RPI 150+				
11- 17	0- 1	1- 2	OVERALL	2- 6	0- 1	8- 7				
7- 6	0- 0	1- 0	HOME	2- 2	0- 1	4- 3				
4- 10	0- 1	0- 2	AWAY	0- 3	0- 0	4- 4				
0- 1	0- 0	0- 0	NEUTRAL	0- 1	0- 0	0- 0				
6- 6	0- 0	0- 0	NON-CONFERENCE	1- 3	0- 1	5- 2				
4- 1	0- 0	0- 0	HOME	1- 0	0- 1	3- 0				
2- 4	0- 0	0- 0	AWAY	0- 2	0- 0	2- 2				
0- 1	0- 0	0- 0	NEUTRAL	0- 1	0- 0	0- 0				
5- 11	0- 1	1- 2	CONFERENCE	1- 3	0- 0	3- 5				
3- 5	0- 0	1- 0	HOME	1- 2	0- 0	1- 3				
2- 6	0- 1	0- 2	AWAY	0- 1	0- 0	2- 2				
0- 0	0- 0	0- 0	NEUTRAL	0- 0	0- 0	0- 0				

RPI	S	Opponent	Score	RPI	S	Opponent	Score	RPI	S	Opponent	Score	RPI	S	Opponent	Score	Team's RPI: 209
23	A	Duquesne	64 73	29	A	St. Bonaventure	41 66	51	A	Duke	46 70	121	H	Buffalo	48 56	
				29	H	St. Bonaventure	69 60	54	A	Saint Louis	49 69	168	H	Fordham	55 60	
				38	A	George Washington	50 67	63	N	Ball St.	54 81	176	A	Davidson	66 62	
								71	H	Dayton	76 69	186	A	George Mason	59 64	
								76	H	Hofstra	57 56	189	A	Colorado	63 90	
								84	H	VCU	66 74	199	H	Richmond	68 74	
								99	H	Saint Joseph's	58 62	205	H	Hartford	63 57	
								100	A	Harvard	65 67	216	A	Rhode Island	71 64	
												216	H	Rhode Island	79 80	
												238	A	Bryant	86 69	
												251	A	Holy Cross	74 60	
												276	A	La Salle	57 66	
												276	H	La Salle	80 57	
												284	A	Central Conn. St.	68 78	
												317	H	UMass Lowell	84 58	
												344	H	Boston U.	73 56	
LAST 12 Division I GAMES:																
		63	N	Ball St.	54	81				276	A	La Salle	57	66		
		276	H	La Salle	80	57				168	H	Fordham	55	60		
		216	A	Rhode Island	71	64				23	A	Duquesne	64	73		
		176	A	Davidson	66	62				186	A	George Mason	59	64		
		71	H	Dayton	76	69				216	H	Rhode Island	79	80		
		29	H	St. Bonaventure	69	60				38	A	George Washington	50	67		

Non-Div I Games:

Massachusetts

Loss, Non-Conf, S Site, H Home A Away N Neutral

Average RPI Win:	257	WON-LOST	WINNING	LAST 10	STRENGTH OF	OPP. STRENGTH	TEAM	ADJ.	CONF.	ADJ CONF.
Average RPI Loss:	145	RECORD	PCT. RANK	GAMES	SCHEDULE	OF SCHEDULE	RPI	RPI	RPI	RPI
DIV. I ONLY	16- 10	107	7- 3	290	209	153	153	26	26	
DIV. I NON-CONF.	5- 4	138	0- 0	135	49	91	91	26	26	
TOTALS	RPI 1-25	RPI 26-50	W-L RECORDS	RPI 51-100	RPI 101-150	RPI 150+				
16- 10	0- 1	0- 1	OVERALL	0- 2	2- 2	14- 4				
9- 2	0- 0	0- 0	HOME	0- 0	1- 1	8- 1				
6- 8	0- 1	0- 1	AWAY	0- 2	1- 1	5- 3				
1- 0	0- 0	0- 0	NEUTRAL	0- 0	0- 0	1- 0				
5- 4	0- 1	0- 1	NON-CONFERENCE	0- 1	1- 0	4- 1				
2- 0	0- 0	0- 0	HOME	0- 0	0- 0	2- 0				
2- 4	0- 1	0- 1	AWAY	0- 1	1- 0	1- 1				
1- 0	0- 0	0- 0	NEUTRAL	0- 0	0- 0	1- 0				
11- 6	0- 0	0- 0	CONFERENCE	0- 1	1- 2	10- 3				
7- 2	0- 0	0- 0	HOME	0- 0	1- 1	6- 1				
4- 4	0- 0	0- 0	AWAY	0- 1	0- 1	4- 2				
0- 0	0- 0	0- 0	NEUTRAL	0- 0	0- 0	0- 0				

RPI 1-25				RPI 26-50				RPI 51-100				RPI 101+ Team's RPI: 153			
RPI	S	Opponent	Score	RPI	S	Opponent	Score	RPI	S	Opponent	Score	RPI	S	Opponent	Score
2	A	Baylor	46 105	46	A	Chattanooga	53 68	71	A	Abilene Christian	62 79	113	H	Central Ark.	56 70
								80	A	Tulane	55 74	122	A	Northwestern St.	64 85
												122	H	Northwestern St.	78 74
												143	A	UT Arlington	63 57
												171	A	Louisiana Tech	74 71
												173	A	Ole Miss	56 96
												202	A	Stephen F. Austin	55 80
												221	H	Rice	61 53
												225	H	Sam Houston St.	82 79
												230	N	Dartmouth	78 56
												246	A	Houston Baptist	71 64
												277	H	La.-Monroe	72 62
												286	A	Lamar	76 69
												286	H	Lamar	92 84
												306	A	Southeastern La.	83 74
												306	H	Southeastern La.	96 79
												311	A	Nicholls St.	81 85
												311	H	Nicholls St.	96 62
												314	H	A&M-Corpus Christi	72 51
												330	A	New Orleans	77 74
												330	H	New Orleans	92 63
												333	H	Incarnate Word	55 68
LAST 12 Division I GAMES:															
311	H	Nicholls St.	96 62	311	A	Nicholls St.	81 85								
286	A	Lamar	76 69	330	H	New Orleans	92 63								
286	H	Lamar	92 84	330	A	New Orleans	77 74								
113	H	Central Ark.	56 70	306	H	Southeastern La.	96 79								
122	A	Northwestern St.	64 85	122	H	Northwestern St.	78 74								
306	A	Southeastern La.	83 74	333	H	Incarnate Word	55 68								

Non-Div I Games: Southern-N.O. 97 61 Louisiana Col. 73 59 Loyola (LA) 70 69

McNeese St.

Loss, Non-Conf, S Site, H Home A Away N Neutral

Average RPI Win:	179	WON-LOST	WINNING	LAST 10	STRENGTH OF	OPP. STRENGTH	TEAM	ADJ.	CONF.	ADJ CONF.
Average RPI Loss:	88	RECORD	PCT. RANK	GAMES	SCHEDULE	OF SCHEDULE	RPI	RPI	RPI	RPI
DIV. I ONLY	17- 11	110	8- 2	126	76	102	102	9	9	
DIV. I NON-CONF.	6- 5	146	0- 0	136	91	151	151	7	7	
TOTALS	RPI 1-25	RPI 26-50	W-L RECORDS	RPI 51-100	RPI 101-150	RPI 150+				
17- 11	0- 2	1- 2	OVERALL	4- 3	1- 1	11- 3				
12- 4	0- 1	1- 1	HOME	3- 1	1- 0	7- 1				
5- 7	0- 1	0- 1	AWAY	1- 2	0- 1	4- 2				
0- 0	0- 0	0- 0	NEUTRAL	0- 0	0- 0	0- 0				
6- 5	0- 0	0- 1	NON-CONFERENCE	2- 2	1- 1	3- 1				
5- 2	0- 0	0- 1	HOME	1- 1	1- 0	3- 0				
1- 3	0- 0	0- 0	AWAY	1- 1	0- 1	0- 1				
0- 0	0- 0	0- 0	NEUTRAL	0- 0	0- 0	0- 0				
11- 6	0- 2	1- 1	CONFERENCE	2- 1	0- 0	8- 2				
7- 2	0- 1	1- 0	HOME	2- 0	0- 0	4- 1				
4- 4	0- 1	0- 1	AWAY	0- 1	0- 0	4- 1				
0- 0	0- 0	0- 0	NEUTRAL	0- 0	0- 0	0- 0				

RPI 1-25				RPI 26-50				RPI 51-100				RPI 101+ Team's RPI: 102			
RPI	S	Opponent	Score	RPI	S	Opponent	Score	RPI	S	Opponent	Score	RPI	S	Opponent	Score
3	A	UConn	40 83	30	A	South Fla.	82 97	54	H	Saint Louis	57 63	120	A	Little Rock	53 61
3	H	UConn	46 86	30	H	South Fla.	88 87	58	A	Temple	58 82	128	H	Southern Ill.	61 58
				38	H	George Washington	62 68	58	H	Temple	100 97	162	A	East Carolina	79 78
								74	A	Central Mich.	64 61	162	H	East Carolina	93 83
								75	A	Minnesota	60 70	164	H	Illinois	81 75
								80	H	Tulane	83 67	179	A	SMU	49 58
								94	H	Georgetown	57 53	184	A	Tulsa	69 58
												184	H	Tulsa	59 65
												222	A	Cincinnati	64 47
												222	H	Cincinnati	54 51
												225	A	Kansas	63 72
												270	A	UCF	69 52
												270	H	UCF	75 59
												282	H	Houston	74 57
												295	H	Jacksonville St.	70 55
												338	H	Eastern Ill.	80 49
LAST 12 Division I GAMES:															
162	H	East Carolina	93 83	3	A	UConn	40 83								
30	A	South Fla.	82 97	270	H	UCF	75 59								
58	H	Temple	100 97	184	A	Tulsa	69 58								
162	A	East Carolina	79 78	30	H	South Fla.	88 87								
270	A	UCF	69 52	179	A	SMU	49 58								
222	H	Cincinnati	54 51	3	H	UConn	46 86								

Non-Div I Games:

Memphis

■ Loss,
 ■ Non-Conf,
 ■ S Site,
 ■ H Home
 ■ A Away
 N Neutral

Average RPI Win:	251	WON-LOST	WINNING	LAST 10	STRENGTH OF	OPP. STRENGTH	TEAM	ADJ.	CONF.	ADJ CONF.
Average RPI Loss:	72	RECORD	PCT. RANK	GAMES	SCHEDULE	OF SCHEDULE	RPI	RPI	RPI	RPI
DIV. I ONLY	20- 7	56	8- 2	246	218	111	111	17	17	
DIV. I NON-CONF.	8- 5	120	0- 0	227	281	157	157	15	15	
TOTALS	RPI 1-25	RPI 26-50	W-L RECORDS	RPI 51-100	RPI 101-150	RPI 150+				
20- 7	0- 1	1- 2	OVERALL	0- 2	2- 1	17- 1				
10- 3	0- 0	1- 0	HOME	0- 1	1- 1	8- 1				
9- 3	0- 1	0- 2	AWAY	0- 0	1- 0	8- 0				
1- 1	0- 0	0- 0	NEUTRAL	0- 1	0- 0	1- 0				
8- 5	0- 1	0- 1	NON-CONFERENCE	0- 2	0- 1	8- 0				
4- 2	0- 0	0- 0	HOME	0- 1	0- 1	4- 0				
3- 2	0- 1	0- 1	AWAY	0- 0	0- 0	3- 0				
1- 1	0- 0	0- 0	NEUTRAL	0- 1	0- 0	1- 0				
12- 2	0- 0	1- 1	CONFERENCE	0- 0	2- 0	9- 1				
6- 1	0- 0	1- 0	HOME	0- 0	1- 0	4- 1				
6- 1	0- 0	0- 1	AWAY	0- 0	1- 0	5- 0				
0- 0	0- 0	0- 0	NEUTRAL	0- 0	0- 0	0- 0				

RPI 1-25				RPI 26-50				RPI 51-100				RPI 101+ Team's RPI: 111			
RPI	S	Opponent	Score	RPI	S	Opponent	Score	RPI	S	Opponent	Score	RPI	S	Opponent	Score
13	A	Florida St.	36 79	26	A	Georgia	44 57	54	H	Saint Louis	60 68	109	A	Samford	63 60
				46	A	Chattanooga	45 67	82	N	Charlotte	62 72	109	H	Samford	63 61
				46	H	Chattanooga	67 44					128	H	Southern Ill.	52 55
												156	A	ETSU	61 45
												156	H	ETSU	53 55
												223	A	Furman	61 50
												223	H	Furman	64 62
												229	H	Col. of Charleston	66 58
												278	A	Tennessee Tech	63 47
												289	A	Kennesaw St.	72 61
												290	H	Ga. Southern	62 50
												294	A	Florida A&M	54 50
												295	H	Jacksonville St.	46 39
												301	A	Western Caro.	92 88
												301	H	Western Caro.	63 42
												302	A	Wofford	70 61
												302	H	Wofford	80 32
												310	A	UNCG	86 78
												310	H	UNCG	81 47
												324	H	North Florida	68 54
												334	N	Howard	70 53
LAST 12 Division I GAMES:															
223	H	Furman	64 62	301	H	Western Caro.	63 42								
302	H	Wofford	80 32	223	A	Furman	61 50								
46	A	Chattanooga	45 67	302	A	Wofford	70 61								
156	A	ETSU	61 45	156	H	ETSU	53 55								
109	H	Samford	63 61	46	H	Chattanooga	67 44								
310	H	UNCG	81 47	109	A	Samford	63 60								

Non-Div I Games: Faulkner 86 33 Coastal Ga. 87 48

Mercer

Loss, Non-Conf, S Site, H Home A Away N Neutral

Average RPI Win:	157	WON-LOST	WINNING	LAST 10	STRENGTH OF	OPP. STRENGTH	TEAM	ADJ.	CONF.	ADJ CONF.
Average RPI Loss:	23	RECORD	PCT. RANK	GAMES	SCHEDULE	OF SCHEDULE	RPI	RPI	RPI	RPI
DIV. I ONLY	22- 7	45	5- 5	61	57	34	34	4	4	
DIV. I NON-CONF.	12- 1	9	0- 0	190	133	42	42	5	5	
TOTALS	RPI 1-25	RPI 26-50	W-L RECORDS	RPI 51-100	RPI 101-150	RPI 150+				
22- 7	0- 6	2- 0	OVERALL	3- 0	8- 1	9- 0				
13- 3	0- 3	1- 0	HOME	1- 0	5- 0	6- 0				
8- 3	0- 2	0- 0	AWAY	2- 0	3- 1	3- 0				
1- 1	0- 1	1- 0	NEUTRAL	0- 0	0- 0	0- 0				
12- 1	0- 1	1- 0	NON-CONFERENCE	1- 0	2- 0	8- 0				
8- 0	0- 0	0- 0	HOME	0- 0	2- 0	6- 0				
3- 0	0- 0	0- 0	AWAY	1- 0	0- 0	2- 0				
1- 1	0- 1	1- 0	NEUTRAL	0- 0	0- 0	0- 0				
10- 6	0- 5	1- 0	CONFERENCE	2- 0	6- 1	1- 0				
5- 3	0- 3	1- 0	HOME	1- 0	3- 0	0- 0				
5- 3	0- 2	0- 0	AWAY	1- 0	3- 1	1- 0				
0- 0	0- 0	0- 0	NEUTRAL	0- 0	0- 0	0- 0				

RPI 1-25				RPI 26-50				Team's RPI: 34				RPI 51-100				RPI 101+			
RPI	S	Opponent	Score	RPI	S	Opponent	Score	RPI	S	Opponent	Score	RPI	S	Opponent	Score	RPI	S	Opponent	Score
1	A	Notre Dame	69 90	40	N	Indiana	89 75	51	H	Duke	61 53	101	A	Virginia	56 76				
2	N	Baylor	81 88	49	H	North Carolina St.	73 44	73	A	Georgia Tech	58 55	105	H	Wright St.	80 67				
13	A	Florida St.	67 70					82	A	Charlotte	77 70	108	A	Virginia Tech	57 45				
13	H	Florida St.	58 69									108	H	Virginia Tech	67 56				
14	H	Louisville	51 79									115	A	Boston College	67 62				
16	H	Syracuse	51 57									130	H	Pittsburgh	79 55				
												132	H	Wake Forest	71 60				
												137	A	North Carolina	76 61				
												150	H	Milwaukee	77 38				
												155	A	Old Dominion	61 35				
												164	H	Illinois	73 64				
												175	A	Loyola Chicago	77 50				
												250	A	Clemson	83 49				
												255	H	Coppin St.	78 59				
												264	H	Bethune-Cookman	55 47				
												276	H	La Salle	86 58				
												309	H	FIU	83 55				
												317	H	UMass Lowell	84 53				
LAST 12 Division I GAMES:																			
13	A	Florida St.	67 70	115	A	Boston College	67 62												
14	H	Louisville	51 79	16	H	Syracuse	51 57												
108	H	Virginia Tech	67 56	108	A	Virginia Tech	57 45												
1	A	Notre Dame	69 90	13	H	Florida St.	58 69												
73	A	Georgia Tech	58 55	137	A	North Carolina	76 61												
51	H	Duke	61 53	132	H	Wake Forest	71 60												

Non-Div I Games:

Miami (FL)

■ Loss,
 ■ Non-Conf, S Site,
 ■ Home
 ■ Away
 N Neutral

Average RPI Win:	264	WON-LOST	WINNING	LAST 10	STRENGTH OF	OPP. STRENGTH	TEAM	ADJ.	CONF.	ADJ CONF.
Average RPI Loss:	132	RECORD	PCT. RANK	GAMES	SCHEDULE	OF SCHEDULE	RPI	RPI	RPI	RPI
DIV. I ONLY	9- 18	264	2- 8	218	167	274	274	11	11	
DIV. I NON-CONF.	6- 5	146	0- 0	309	239	237	237	13	13	
TOTALS	RPI 1-25	RPI 26-50	W-L RECORDS	RPI 51-100	RPI 101-150	RPI 150+				
9- 18	0- 0	0- 1	OVERALL	0- 6	1- 6	8- 5				
7- 7	0- 0	0- 0	HOME	0- 2	1- 3	6- 2				
1- 11	0- 0	0- 1	AWAY	0- 4	0- 3	1- 3				
1- 0	0- 0	0- 0	NEUTRAL	0- 0	0- 0	1- 0				
6- 5	0- 0	0- 0	NON-CONFERENCE	0- 2	0- 1	6- 2				
4- 2	0- 0	0- 0	HOME	0- 0	0- 1	4- 1				
1- 3	0- 0	0- 0	AWAY	0- 2	0- 0	1- 1				
1- 0	0- 0	0- 0	NEUTRAL	0- 0	0- 0	1- 0				
3- 13	0- 0	0- 1	CONFERENCE	0- 4	1- 5	2- 3				
3- 5	0- 0	0- 0	HOME	0- 2	1- 2	2- 1				
0- 8	0- 0	0- 1	AWAY	0- 2	0- 3	0- 2				
0- 0	0- 0	0- 0	NEUTRAL	0- 0	0- 0	0- 0				

RPI S	Opponent	Score	RPI S	Opponent	Score	RPI S	Opponent	Score	RPI S	Opponent	Score	Team's RPI: 274
			44 A	Ohio	44 72	63 A	Ball St.	41 66	104 H	Toledo	50 55	
						68 A	Michigan	55 97	121 A	Buffalo	39 58	
						74 A	Central Mich.	54 77	121 H	Buffalo	69 58	
						74 H	Central Mich.	58 72	124 A	Akron	65 77	
						86 H	Eastern Mich.	46 70	124 H	Akron	62 65	
						89 A	UT Martin	47 74	138 A	Western Mich.	66 80	
									140 H	Northern Ky.	57 71	
									180 A	Fla. Atlantic	65 68	
									187 H	Eastern Ky.	72 77	
									213 H	Oakland	65 54	
									244 A	Valparaiso	75 72	
									252 A	Northern Ill.	73 92	
									252 H	Northern Ill.	66 60	
									257 A	Bowling Green	56 76	
									257 H	Bowling Green	58 64	
									265 H	Austin Peay	75 60	
									305 H	Morehead St.	59 57	
									321 H	Kent St.	55 52	
									326 N	LIU Brooklyn	68 49	
									331 H	Evansville	91 85	
LAST 12 Division I GAMES:												
257 A	Bowling Green	56 76	124 A	Akron	65 77							
124 H	Akron	62 65	321 H	Kent St.	55 52							
121 A	Buffalo	39 58	74 A	Central Mich.	54 77							
44 A	Ohio	44 72	121 H	Buffalo	69 58							
86 H	Eastern Mich.	46 70	74 H	Central Mich.	58 72							
252 A	Northern Ill.	73 92	138 A	Western Mich.	66 80							

Non-Div I Games:

Miami (OH)

■ Loss,
 ■ Non-Conf,
 ■ S Site,
 ■ H Home
 ■ A Away
 N Neutral

Average RPI Win:	146	WON-LOST	WINNING	LAST 10	STRENGTH OF	OPP. STRENGTH	TEAM	ADJ.	CONF.	ADJ CONF.
Average RPI Loss:	40	RECORD	PCT. RANK	GAMES	SCHEDULE	OF SCHEDULE	RPI	RPI	RPI	RPI
DIV. I ONLY	17- 12	123	6- 4	34	39	68	68	5	5	
DIV. I NON-CONF.	8- 3	77	0- 0	93	121	81	81	4	4	
TOTALS	RPI 1-25	RPI 26-50	W-L RECORDS	RPI 51-100	RPI 101-150	RPI 150+				
17- 12	0- 5	0- 2	OVERALL	4- 5	6- 0	7- 0				
12- 5	0- 3	0- 0	HOME	2- 2	3- 0	7- 0				
5- 7	0- 2	0- 2	AWAY	2- 3	3- 0	0- 0				
0- 0	0- 0	0- 0	NEUTRAL	0- 0	0- 0	0- 0				
8- 3	0- 1	0- 1	NON-CONFERENCE	0- 1	3- 0	5- 0				
7- 1	0- 1	0- 0	HOME	0- 0	2- 0	5- 0				
1- 2	0- 0	0- 1	AWAY	0- 1	1- 0	0- 0				
0- 0	0- 0	0- 0	NEUTRAL	0- 0	0- 0	0- 0				
9- 9	0- 4	0- 1	CONFERENCE	4- 4	3- 0	2- 0				
5- 4	0- 2	0- 0	HOME	2- 2	1- 0	2- 0				
4- 5	0- 2	0- 1	AWAY	2- 2	2- 0	0- 0				
0- 0	0- 0	0- 0	NEUTRAL	0- 0	0- 0	0- 0				

RPI 1-25				RPI 26-50				RPI 51-100				Team's RPI: 68	RPI 101+			
RPI	S	Opponent	Score	RPI	S	Opponent	Score	RPI	S	Opponent	Score		RPI	S	Opponent	Score
5	H	Ohio St.	93 97	31	A	Princeton	57 74	53	A	Rutgers	50 72		117	A	Northwestern	70 65
10	H	UCLA	77 86	40	A	Indiana	69 77	59	A	Purdue	68 61		127	A	Penn St.	91 87
11	A	Maryland	56 76					59	H	Purdue	63 65		127	H	Penn St.	78 73
11	H	Maryland	67 74					64	A	Iowa	69 85		130	H	Pittsburgh	82 45
20	A	Michigan St.	64 85					64	H	Iowa	82 75		145	H	Oral Roberts	61 44
								75	A	Minnesota	93 86		149	A	Detroit	88 61
								75	H	Minnesota	92 76		157	H	Xavier	92 54
								86	A	Eastern Mich.	63 64		164	H	Illinois	96 83
								90	H	Nebraska	81 93		177	H	Wisconsin	82 65
													205	H	Hartford	83 47
													208	H	USC Upstate	119 61
													234	H	Binghamton	90 62
													274	H	Miami (OH)	97 55
LAST 12 Division I GAMES:																
53	A	Rutgers	50 72	164	H	Illinois	96 83									
117	A	Northwestern	70 65	20	A	Michigan St.	64 85									
127	H	Penn St.	78 73	75	H	Minnesota	92 76									
11	A	Maryland	56 76	64	A	Iowa	69 85									
59	A	Purdue	68 61	90	H	Nebraska	81 93									
177	H	Wisconsin	82 65	5	H	Ohio St.	93 97									

Non-Div I Games:

Michigan

■ Loss,
■ Non-Conf, S Site,
■ Home
■ Away
N Neutral

Average RPI Win:	122	WON-LOST	WINNING	LAST 10	STRENGTH OF	OPP. STRENGTH	TEAM	ADJ.	CONF.	ADJ CONF.
Average RPI Loss:	41	RECORD	PCT. RANK	GAMES	SCHEDULE	OF SCHEDULE	RPI	RPI	RPI	RPI
DIV. I ONLY	22- 7	45	7- 3	57	15	20	20	5	5	
DIV. I NON-CONF.	9- 2	37	0- 0	71	69	40	40	4	4	
TOTALS	RPI 1-25	RPI 26-50	W-L RECORDS	RPI 51-100	RPI 101-150	RPI 150+				
22- 7	1- 4	1- 1	OVERALL	7- 1	4- 1	9- 0				
13- 2	1- 1	1- 0	HOME	5- 0	3- 1	3- 0				
8- 4	0- 2	0- 1	AWAY	2- 1	1- 0	5- 0				
1- 1	0- 1	0- 0	NEUTRAL	0- 0	0- 0	1- 0				
9- 2	0- 2	1- 0	NON-CONFERENCE	0- 0	2- 0	6- 0				
5- 1	0- 1	1- 0	HOME	0- 0	2- 0	2- 0				
3- 0	0- 0	0- 0	AWAY	0- 0	0- 0	3- 0				
1- 1	0- 1	0- 0	NEUTRAL	0- 0	0- 0	1- 0				
13- 5	1- 2	0- 1	CONFERENCE	7- 1	2- 1	3- 0				
8- 1	1- 0	0- 0	HOME	5- 0	1- 1	1- 0				
5- 4	0- 2	0- 1	AWAY	2- 1	1- 0	2- 0				
0- 0	0- 0	0- 0	NEUTRAL	0- 0	0- 0	0- 0				

RPI 1-25				RPI 26-50				RPI 51-100				RPI 101+			
RPI	S	Opponent	Score	RPI	S	Opponent	Score	RPI	S	Opponent	Score	RPI	S	Opponent	Score
2	N	Baylor	76 84	26	H	Georgia	66 45	53	A	Rutgers	70 67	117	H	Northwestern	74 51
5	A	Ohio St.	80 85	40	A	Indiana	65 81	53	H	Rutgers	59 48	127	A	Penn St.	71 55
5	H	Ohio St.	107 105					59	H	Purdue	68 56	127	H	Penn St.	61 65
11	A	Maryland	76 85					64	A	Iowa	74 69	138	H	Western Mich.	78 40
14	H	Louisville	78 85					64	H	Iowa	80 73	149	H	Detroit	81 42
								68	H	Michigan	85 64	158	A	Northeastern	77 51
								75	H	Minnesota	114 106	164	A	Illinois	71 43
								90	A	Nebraska	66 73	175	H	Loyola Chicago	76 47
												176	A	Davidson	73 44
												177	A	Wisconsin	77 54
												177	H	Wisconsin	77 67
												213	A	Oakland	82 62
												222	N	Cincinnati	103 63
												233	H	Idaho St.	79 60
LAST 12 Division I GAMES:															
		11	A	Maryland	76 85			127	H	Penn St.	61 65				
		5	H	Ohio St.	107 105			64	A	Iowa	74 69				
		164	A	Illinois	71 43			68	H	Michigan	85 64				
		75	H	Minnesota	114 106			177	A	Wisconsin	77 54				
		53	A	Rutgers	70 67			59	H	Purdue	68 56				
		90	A	Nebraska	66 73			53	H	Rutgers	59 48				

Non-Div I Games:

Michigan St.

■ Loss,
 ■ Non-Conf, S Site,
 ■ Home
 ■ Away
 N Neutral

Average RPI Win:	186	WON-LOST	WINNING	LAST 10	STRENGTH OF	OPP. STRENGTH	TEAM	ADJ.	CONF.	ADJ CONF.
Average RPI Loss:	74	RECORD	PCT. RANK	GAMES	SCHEDULE	OF SCHEDULE	RPI	RPI	RPI	RPI
DIV. I ONLY	19- 8	65	9- 1	92	106	62	62	12	12	
DIV. I NON-CONF.	6- 5	146	0- 0	131	76	128	128	11	11	
TOTALS	RPI 1-25	RPI 26-50	W-L RECORDS	RPI 51-100	RPI 101-150	RPI 150+				
19- 8	0- 2	1- 2	OVERALL	2- 1	2- 2	14- 1				
9- 3	0- 1	1- 0	HOME	2- 0	1- 1	5- 1				
10- 4	0- 0	0- 2	AWAY	0- 0	1- 0	9- 0				
0- 1	0- 0	0- 0	NEUTRAL	0- 0	0- 1	0- 0				
6- 5	0- 1	0- 1	NON-CONFERENCE	1- 1	0- 2	5- 0				
3- 2	0- 1	0- 0	HOME	1- 0	0- 1	2- 0				
3- 2	0- 0	0- 1	AWAY	0- 1	0- 0	3- 0				
0- 1	0- 0	0- 0	NEUTRAL	0- 0	0- 1	0- 0				
13- 3	0- 1	1- 1	CONFERENCE	1- 0	2- 0	9- 1				
6- 1	0- 0	1- 0	HOME	1- 0	1- 0	3- 1				
7- 2	0- 1	0- 1	AWAY	0- 0	1- 0	6- 0				
0- 0	0- 0	0- 0	NEUTRAL	0- 0	0- 0	0- 0				

RPI 1-25				RPI 26-50				RPI 51-100 Team's RPI: 62				RPI 101+			
RPI	S	Opponent	Score	RPI	S	Opponent	Score	RPI	S	Opponent	Score	RPI	S	Opponent	Score
12	H	Kentucky	52 68	42	A	Western Ky.	51 62	74	A	Central Mich.	59 81	101	H	Virginia	66 70
22	A	UTEP	73 84	42	H	Western Ky.	83 75	82	H	Charlotte	72 67	144	N	Alabama	46 64
				44	A	Ohio	49 72	96	H	Missouri St.	70 54	148	A	UAB	77 72
												148	H	UAB	68 40
												152	A	Marshall	79 73
												152	H	Marshall	65 54
												154	H	Southern Miss.	74 44
												155	H	Old Dominion	58 61
												157	A	Xavier	62 53
												171	H	Louisiana Tech	68 57
												173	H	Ole Miss	84 75
												180	A	Fla. Atlantic	83 73
												221	A	Rice	61 60
												236	A	North Texas	76 52
												260	A	UTSA	74 63
												265	A	Austin Peay	86 55
												278	H	Tennessee Tech	69 53
												309	A	FIU	85 62
												316	A	Nevada	90 46
LAST 12 Division I GAMES:															
152	A	Marshall	79 73	180	A	Fla. Atlantic	83 73								
42	A	Western Ky.	51 62	42	H	Western Ky.	83 75								
148	A	UAB	77 72	152	H	Marshall	65 54								
154	H	Southern Miss.	74 44	221	A	Rice	61 60								
171	H	Louisiana Tech	68 57	236	A	North Texas	76 52								
309	A	FIU	85 62	155	H	Old Dominion	58 61								

Non-Div I Games:

Middle Tenn.

■ Loss,
 ■ Non-Conf, S Site,
 ■ Home
 ■ Away
 N Neutral

Average RPI Win:	236	WON-LOST	WINNING	LAST 10	STRENGTH OF	OPP. STRENGTH	TEAM	ADJ.	CONF.	ADJ CONF.
Average RPI Loss:	118	RECORD	PCT. RANK	GAMES	SCHEDULE	OF SCHEDULE	RPI	RPI	RPI	RPI
DIV. I ONLY	17- 10	98	7- 3	262	140	150	150	14	14	
DIV. I NON-CONF.	6- 5	146	0- 0	346	154	273	273	16	16	
TOTALS	RPI 1-25	RPI 26-50	W-L RECORDS	RPI 51-100	RPI 101-150	RPI 150+				
17- 10	0- 2	0- 1	OVERALL	0- 1	4- 4	13- 2				
9- 5	0- 1	0- 0	HOME	0- 1	2- 2	7- 1				
7- 5	0- 1	0- 1	AWAY	0- 0	2- 2	5- 1				
1- 0	0- 0	0- 0	NEUTRAL	0- 0	0- 0	1- 0				
6- 5	0- 0	0- 1	NON-CONFERENCE	0- 1	0- 1	6- 2				
3- 2	0- 0	0- 0	HOME	0- 1	0- 0	3- 1				
2- 3	0- 0	0- 1	AWAY	0- 0	0- 1	2- 1				
1- 0	0- 0	0- 0	NEUTRAL	0- 0	0- 0	1- 0				
11- 5	0- 2	0- 0	CONFERENCE	0- 0	4- 3	7- 0				
6- 3	0- 1	0- 0	HOME	0- 0	2- 2	4- 0				
5- 2	0- 1	0- 0	AWAY	0- 0	2- 1	3- 0				
0- 0	0- 0	0- 0	NEUTRAL	0- 0	0- 0	0- 0				

RPI 1-25				RPI 26-50				RPI 51-100				RPI 101+ Team's RPI: 150			
RPI	S	Opponent	Score	RPI	S	Opponent	Score	RPI	S	Opponent	Score	RPI	S	Opponent	Score
21	A	Green Bay	46 69	34	A	Miami (FL)	38 77	95	H	Marquette	81 101	105	A	Wright St.	82 60
21	H	Green Bay	42 63									105	H	Wright St.	68 57
												117	A	Northwestern	44 69
												129	A	Youngstown St.	67 69
												129	H	Youngstown St.	62 70
												140	A	Northern Ky.	86 60
												140	H	Northern Ky.	78 71
												149	H	Detroit	79 89
												180	A	Fla. Atlantic	67 71
												213	H	Oakland	77 64
												232	A	Ill.-Chicago	62 56
												232	H	Ill.-Chicago	54 53
												244	A	Valparaiso	70 60
												244	H	Valparaiso	82 60
												252	H	Northern Ill.	73 58
												272	A	Cleveland St.	62 46
												272	H	Cleveland St.	59 58
												276	N	La Salle	69 53
												296	H	UMKC	70 48
												303	H	Denver	49 56
												313	H	IPFW	73 60
												338	A	Eastern Ill.	82 71
												340	A	Chicago St.	55 48
LAST 12 Division I GAMES:															
105	H	Wright St.	68 57	21	A	Green Bay	46 69	213	H	Oakland	77 64	149	H	Detroit	79 89
140	H	Northern Ky.	78 71	244	A	Valparaiso	70 60	140	A	Northern Ky.	86 60	105	A	Wright St.	82 60
232	A	Ill.-Chicago	62 56	129	H	Youngstown St.	62 70	244	H	Valparaiso	82 60				
244	A	Valparaiso	70 60	272	H	Cleveland St.	59 58								

Non-Div I Games:

Milwaukee

■ Loss,
 ■ Non-Conf, S Site,
 ■ Home
 ■ Away
 N Neutral

Average RPI Win:	150	WON-LOST	WINNING	LAST 10	STRENGTH OF	OPP. STRENGTH	TEAM	ADJ.	CONF.	ADJ CONF.
Average RPI Loss:	62	RECORD	PCT. RANK	GAMES	SCHEDULE	OF SCHEDULE	RPI	RPI	RPI	RPI
DIV. I ONLY	19- 10	82	6- 4	94	34	75	75	5	5	
DIV. I NON-CONF.	8- 3	77	0- 0	242	174	136	136	4	4	
TOTALS	RPI 1-25	RPI 26-50	W-L RECORDS	RPI 51-100	RPI 101-150	RPI 150+				
19- 10	1- 2	1- 1	OVERALL	4- 6	5- 0	8- 1				
14- 2	1- 0	1- 0	HOME	4- 1	4- 0	4- 1				
4- 7	0- 2	0- 1	AWAY	0- 4	1- 0	3- 0				
1- 1	0- 0	0- 0	NEUTRAL	0- 1	0- 0	1- 0				
8- 3	0- 0	0- 0	NON-CONFERENCE	1- 2	2- 0	5- 1				
6- 1	0- 0	0- 0	HOME	1- 0	2- 0	3- 1				
1- 1	0- 0	0- 0	AWAY	0- 1	0- 0	1- 0				
1- 1	0- 0	0- 0	NEUTRAL	0- 1	0- 0	1- 0				
11- 7	1- 2	1- 1	CONFERENCE	3- 4	3- 0	3- 0				
8- 1	1- 0	1- 0	HOME	3- 1	2- 0	1- 0				
3- 6	0- 2	0- 1	AWAY	0- 3	1- 0	2- 0				
0- 0	0- 0	0- 0	NEUTRAL	0- 0	0- 0	0- 0				

RPI	S	Opponent	Score	RPI	S	Opponent	Score	RPI	S	Opponent	Score	RPI	S	Opponent	Score
5	H	Ohio St.	90 88	40	A	Indiana	79 93	51	A	Duke	64 84	102	H	Memphis	70 60
11	A	Maryland	77 110	40	H	Indiana	78 76	53	A	Rutgers	55 66	112	H	North Dakota	57 47
20	A	Michigan St.	106 114					53	H	Rutgers	85 72	117	A	Northwestern	112 106
								59	A	Purdue	72 84	117	H	Northwestern	95 92
								64	H	Iowa	78 76	127	H	Penn St.	98 85
								65	N	Auburn	79 81	164	A	Illinois	106 75
								68	A	Michigan	76 92	164	H	Illinois	82 77
								68	H	Michigan	86 93	177	A	Wisconsin	84 77
								69	H	Maine	91 64	183	H	New Mexico	53 72
								90	H	Nebraska	110 73	192	N	Stetson	72 69
												293	H	Towson	105 86
												302	H	Wofford	98 54
												321	A	Kent St.	85 73
												345	H	NJIT	83 50
LAST 12 Division I GAMES:															
11	A	Maryland	77 110	117	A	Northwestern	112 106								
5	H	Ohio St.	90 88	53	H	Rutgers	85 72								
20	A	Michigan St.	106 114	68	A	Michigan	76 92								
40	A	Indiana	79 93	164	H	Illinois	82 77								
64	H	Iowa	78 76	177	A	Wisconsin	84 77								
90	H	Nebraska	110 73	117	H	Northwestern	95 92								

Non-Div I Games:

Minnesota

Average RPI Win:	153	WON-LOST	WINNING	LAST 10	STRENGTH OF	OPP. STRENGTH	TEAM	ADJ.	CONF.	ADJ CONF.
Average RPI Loss:	18	RECORD	PCT. RANK	GAMES	SCHEDULE	OF SCHEDULE	RPI	RPI	RPI	RPI
DIV. I ONLY	24- 6	27	7- 3	75	60	27	27	2	2	
DIV. I NON-CONF.	13- 1	8	0- 0	213	228	45	45	2	2	
TOTALS	RPI 1-25	RPI 26-50	W-L RECORDS	RPI 51-100	RPI 101-150	RPI 150+				
24- 6	2- 4	2- 2	OVERALL	3- 0	6- 0	11- 0				
14- 2	1- 2	1- 0	HOME	1- 0	3- 0	8- 0				
6- 4	1- 2	0- 2	AWAY	1- 0	2- 0	2- 0				
4- 0	0- 0	1- 0	NEUTRAL	1- 0	1- 0	1- 0				
13- 1	0- 1	1- 0	NON-CONFERENCE	1- 0	2- 0	9- 0				
8- 0	0- 0	0- 0	HOME	0- 0	1- 0	7- 0				
1- 1	0- 1	0- 0	AWAY	0- 0	0- 0	1- 0				
4- 0	0- 0	1- 0	NEUTRAL	1- 0	1- 0	1- 0				
11- 5	2- 3	1- 2	CONFERENCE	2- 0	4- 0	2- 0				
6- 2	1- 2	1- 0	HOME	1- 0	2- 0	1- 0				
5- 3	1- 1	0- 2	AWAY	1- 0	2- 0	1- 0				
0- 0	0- 0	0- 0	NEUTRAL	0- 0	0- 0	0- 0				

RPI 1-25				RPI 26-50				Team's RPI: 27	RPI 51-100				RPI 101+			
RPI	S	Opponent	Score	RPI	S	Opponent	Score		RPI	S	Opponent	Score	RPI	S	Opponent	Score
4	H	South Carolina	51 57	26	A	Georgia	43 47		61	N	FGCU	65 60	109	H	Samford	68 47
6	A	Texas	47 53	30	N	South Fla.	68 58		65	H	Auburn	60 45	118	A	LSU	71 52
12	H	Kentucky	60 83	41	A	Missouri	54 66		79	A	Vanderbilt	66 61	134	A	Arkansas	65 55
17	A	Texas A&M	58 64	41	H	Missouri	52 42						134	H	Arkansas	80 55
18	A	Florida	76 70										138	N	Western Mich.	90 68
25	H	Tennessee	65 63										144	H	Alabama	61 52
													154	H	Southern Miss.	78 65
													171	A	Louisiana Tech	93 63
													173	A	Ole Miss	60 51
													173	H	Ole Miss	79 51
													179	N	SMU	72 70
													180	H	Grambling	107 43
													253	H	Tennessee St.	82 54
													292	H	Savannah St.	92 25
													306	H	Southeastern La.	81 41
													347	H	Norfolk St.	92 34
													349	H	Mississippi Val.	109 37
LAST 12 Division I GAMES:																
144	H	Alabama	61 52	118	A	LSU	71 52									
79	A	Vanderbilt	66 61	134	A	Arkansas	65 55									
173	A	Ole Miss	60 51	25	H	Tennessee	65 63									
12	H	Kentucky	60 83	4	H	South Carolina	51 57									
17	A	Texas A&M	58 64	26	A	Georgia	43 47									
41	H	Missouri	52 42	173	H	Ole Miss	79 51									

Non-Div I Games:

Mississippi St.

■ Loss,
 ■ Non-Conf, S Site,
 ■ Home
 ■ Away
 N Neutral

Average RPI Win:	341	WON-LOST	WINNING	LAST 10	STRENGTH OF	OPP. STRENGTH	TEAM	ADJ.	CONF.	ADJ CONF.
Average RPI Loss:	226	RECORD	PCT. RANK	GAMES	SCHEDULE	OF SCHEDULE	RPI	RPI	RPI	RPI
DIV. I ONLY	1- 23	348	0- 10	323	337	349	349	32	32	
DIV. I NON-CONF.	0- 8	338	0- 0	231	35	337	337	31	31	
TOTALS	RPI 1-25	RPI 26-50	W-L RECORDS	RPI 51-100	RPI 101-150	RPI 150+				
1- 23	0- 0	0- 1	OVERALL	0- 1	0- 3	1- 18				
1- 8	0- 0	0- 0	HOME	0- 0	0- 0	1- 8				
0- 14	0- 0	0- 1	AWAY	0- 1	0- 3	0- 9				
0- 1	0- 0	0- 0	NEUTRAL	0- 0	0- 0	0- 1				
0- 8	0- 0	0- 1	NON-CONFERENCE	0- 1	0- 3	0- 3				
0- 0	0- 0	0- 0	HOME	0- 0	0- 0	0- 0				
0- 7	0- 0	0- 1	AWAY	0- 1	0- 3	0- 2				
0- 1	0- 0	0- 0	NEUTRAL	0- 0	0- 0	0- 1				
1- 15	0- 0	0- 0	CONFERENCE	0- 0	0- 0	1- 15				
1- 8	0- 0	0- 0	HOME	0- 0	0- 0	1- 8				
0- 7	0- 0	0- 0	AWAY	0- 0	0- 0	0- 7				
0- 0	0- 0	0- 0	NEUTRAL	0- 0	0- 0	0- 0				

RPI S	Opponent	Score	RPI S	Opponent	Score	RPI S	Opponent	Score	RPI S	Opponent	Score	Team's RPI: 349
27	A Mississippi St.	37 109	79	A Vanderbilt	39 89	134	A Arkansas	46 86	144	A Alabama	35 98	
						148	A UAB	33 80	154	A Southern Miss.	55 71	
						166	A Southern U.	26 78	166	H Southern U.	36 99	
						173	A Ole Miss	61 97	180	H Grambling	52 65	
						243	A Texas Southern	38 76	243	H Texas Southern	30 85	
						273	A Prairie View	57 80	273	H Prairie View	50 81	
						279	A Alabama St.	50 100	279	H Alabama St.	51 79	
						304	A Jackson St.	43 70	304	H Jackson St.	46 72	
						311	N Nicholls St.	54 63	312	A Alcorn	39 75	
						312	H Alcorn	66 81	341	H Ark.-Pine Bluff	62 60	
						346	A Alabama A&M	68 79	346	H Alabama A&M	74 84	
LAST 12 Division I GAMES:												
304	A Jackson St.	43 70	279	H Alabama St.	51 79							
273	H Prairie View	50 81	180	H Grambling	52 65							
243	H Texas Southern	30 85	304	H Jackson St.	46 72							
166	A Southern U.	26 78	273	A Prairie View	57 80							
312	A Alcorn	39 75	243	A Texas Southern	38 76							
346	H Alabama A&M	74 84	166	H Southern U.	36 99							

Non-Div I Games: Philander Smith 64 53 Blue Mountain 72 67

Mississippi Val.

Average RPI Win:	150	WON-LOST	WINNING	LAST 10	STRENGTH OF	OPP. STRENGTH	TEAM	ADJ.	CONF.	ADJ CONF.
Average RPI Loss:	41	RECORD	PCT. RANK	GAMES	SCHEDULE	OF SCHEDULE	RPI	RPI	RPI	RPI
DIV. I ONLY	21- 8	59	6- 4	66	44	41	41	2	2	
DIV. I NON-CONF.	13- 0	1	0- 0	232	163	32	32	2	2	
TOTALS	RPI 1-25	RPI 26-50	W-L RECORDS	RPI 51-100	RPI 101-150	RPI 150+				
21- 8	1- 4	3- 2	OVERALL	3- 1	5- 1	9- 0				
13- 3	1- 1	1- 1	HOME	1- 1	5- 0	5- 0				
7- 5	0- 2	2- 0	AWAY	2- 0	0- 0	3- 0				
1- 0	0- 0	0- 0	NEUTRAL	0- 0	0- 0	1- 0				
13- 0	0- 0	1- 0	NON-CONFERENCE	2- 0	2- 0	8- 0				
8- 0	0- 0	0- 0	HOME	1- 0	2- 0	5- 0				
4- 0	0- 0	1- 0	AWAY	1- 0	0- 0	2- 0				
1- 0	0- 0	0- 0	NEUTRAL	0- 0	0- 0	1- 0				
8- 8	1- 4	2- 2	CONFERENCE	1- 1	3- 1	1- 0				
5- 3	1- 1	1- 1	HOME	0- 1	3- 0	0- 0				
3- 5	0- 3	1- 1	AWAY	1- 0	0- 1	1- 0				
0- 0	0- 0	0- 0	NEUTRAL	0- 0	0- 0	0- 0				

RPI 1-25				RPI 26-50				Team's RPI: 41		RPI 51-100				RPI 101+			
RPI	S	Opponent	Score	RPI	S	Opponent	Score		RPI	S	Opponent	Score	RPI	S	Opponent	Score	
4	A	South Carolina	58 83	26	A	Georgia	54 48		65	A	Auburn	69 55	118	H	LSU	52 46	
12	A	Kentucky	59 69	26	H	Georgia	50 65		79	H	Vanderbilt	52 56	132	H	Wake Forest	94 81	
17	A	Texas A&M	77 81	27	A	Mississippi St.	42 52		82	H	Charlotte	88 71	134	A	Arkansas	52 64	
18	H	Florida	79 64	27	H	Mississippi St.	66 54		96	A	Missouri St.	71 55	134	H	Arkansas	69 48	
25	H	Tennessee	55 71	50	A	St. Mary's (CA)	95 78						144	H	Alabama	63 52	

Average RPI Win:	216	WON-LOST	WINNING	LAST 10	STRENGTH OF	OPP. STRENGTH	TEAM	ADJ.	CONF.	ADJ CONF.
Average RPI Loss:	72	RECORD	PCT. RANK	GAMES	SCHEDULE	OF SCHEDULE	RPI	RPI	RPI	RPI
DIV. I ONLY	18- 9	77	8- 2	144	150	96	96	21	21	
DIV. I NON-CONF.	6- 5	146	0- 0	27	28	82	82	17	17	
TOTALS	RPI 1-25	RPI 26-50	W-L RECORDS	RPI 51-100	RPI 101-150	RPI 150+				
18- 9	0- 2	0- 1	OVERALL	0- 2	5- 4	13- 0				
7- 4	0- 1	0- 1	HOME	0- 0	2- 2	5- 0				
10- 3	0- 0	0- 0	AWAY	0- 1	3- 2	7- 0				
1- 2	0- 1	0- 0	NEUTRAL	0- 1	0- 0	1- 0				
6- 5	0- 2	0- 1	NON-CONFERENCE	0- 2	3- 0	3- 0				
2- 2	0- 1	0- 1	HOME	0- 0	1- 0	1- 0				
3- 1	0- 0	0- 0	AWAY	0- 1	2- 0	1- 0				
1- 2	0- 1	0- 0	NEUTRAL	0- 1	0- 0	1- 0				
12- 4	0- 0	0- 0	CONFERENCE	0- 0	2- 4	10- 0				
5- 2	0- 0	0- 0	HOME	0- 0	1- 2	4- 0				
7- 2	0- 0	0- 0	AWAY	0- 0	1- 2	6- 0				
0- 0	0- 0	0- 0	NEUTRAL	0- 0	0- 0	0- 0				

RPI 1-25				RPI 26-50				RPI 51-100				Team's RPI: 96	RPI 101+			
RPI	S	Opponent	Score	RPI	S	Opponent	Score	RPI	S	Opponent	Score		RPI	S	Opponent	Score
7	N	Stanford	65 82	41	H	Missouri	55 71	62	A	Middle Tenn.	54 70		106	A	Drake	72 95
24	H	Oklahoma St.	55 74					69	N	Maine	65 69		106	H	Drake	75 82
													107	A	UNI	78 75
													107	H	UNI	60 65
													120	A	Little Rock	64 58
													128	A	Southern Ill.	61 69
													128	H	Southern Ill.	82 77
													134	A	Arkansas	69 54
													145	H	Oral Roberts	72 64
													170	N	Marist	77 45
													173	A	Ole Miss	91 78
													175	A	Loyola Chicago	73 62
													175	H	Loyola Chicago	91 81
													187	H	Eastern Ky.	87 63
													217	A	Indiana St.	59 51
													288	A	Wichita St.	77 57
													288	H	Wichita St.	74 45
													300	A	Bradley	55 44
													300	H	Bradley	59 56
													322	A	Illinois St.	73 51
													331	A	Evansville	66 47
													331	H	Evansville	77 70
LAST 12 Division I GAMES:																
288	H	Wichita St.	74 45	107	A	UNI	78 75									
331	A	Evansville	66 47	288	A	Wichita St.	77 57									
128	A	Southern Ill.	61 69	128	H	Southern Ill.	82 77									
300	H	Bradley	59 56	331	H	Evansville	77 70									
175	H	Loyola Chicago	91 81	175	A	Loyola Chicago	73 62									
106	A	Drake	72 95	300	A	Bradley	55 44									

Non-Div I Games: MidAmerica Naz. 88 61

Missouri St.





■ Loss,
 ■ Non-Conf,
 ■ S Site,
 ■ Home
 ■ A Away
 N Neutral

Average RPI Win: 253	WON-LOST	WINNING	LAST 10	STRENGTH OF	OPP. STRENGTH	TEAM	ADJ.	CONF.	ADJ CONF.
Average RPI Loss: 190	RECORD	PCT. RANK	GAMES	SCHEDULE	OF SCHEDULE	RPI	RPI	RPI	RPI
DIV. I ONLY	13- 16	205	7- 3	294	261	254	254	22	22
DIV. I NON-CONF.	2- 7	280	0- 0	312	314	325	325	22	22
TOTALS	RPI 1-25	RPI 26-50	W-L RECORDS	RPI 51-100	RPI 101-150	RPI 150+			
13- 16	0- 0	0- 1	OVERALL	1- 2	0- 2	12- 11			
8- 6	0- 0	0- 0	HOME	1- 1	0- 1	7- 4			
5- 10	0- 0	0- 1	AWAY	0- 1	0- 1	5- 7			
0- 0	0- 0	0- 0	NEUTRAL	0- 0	0- 0	0- 0			
2- 7	0- 0	0- 1	NON-CONFERENCE	0- 1	0- 0	2- 5			
1- 3	0- 0	0- 0	HOME	0- 1	0- 0	1- 2			
1- 4	0- 0	0- 1	AWAY	0- 0	0- 0	1- 3			
0- 0	0- 0	0- 0	NEUTRAL	0- 0	0- 0	0- 0			
11- 9	0- 0	0- 0	CONFERENCE	1- 1	0- 2	10- 6			
7- 3	0- 0	0- 0	HOME	1- 0	0- 1	6- 2			
4- 6	0- 0	0- 0	AWAY	0- 1	0- 1	4- 4			
0- 0	0- 0	0- 0	NEUTRAL	0- 0	0- 0	0- 0			

RPI 1-25				RPI 26-50				RPI 51-100				RPI 101+				Team's RPI: 254	
RPI	S	Opponent	Score	RPI	S	Opponent	Score	RPI	S	Opponent	Score	RPI	S	Opponent	Score		
				31	A	Princeton	70 81	83	A	Quinnipiac	58 85	119	A	Iona	56 68		
								83	H	Quinnipiac	63 60	119	H	Iona	49 64		
								86	H	Eastern Mich.	68 78	170	A	Marist	55 78		
												170	H	Marist	60 52		
												191	A	Fairfield	70 80		
												191	H	Fairfield	60 68		
												206	A	Lehigh	88 95		
												207	A	Canisius	81 71		
												207	H	Canisius	79 75		
												210	H	Robert Morris	47 60		
												227	A	Siena	54 64		
												227	H	Siena	63 69		
												245	A	Manhattan	57 56		
												245	H	Manhattan	72 62		
												258	A	Providence	59 71		
												276	H	La Salle	50 65		
												281	A	Rider	87 75		
												281	H	Rider	76 61		
												297	A	Niagara	68 55		
												297	H	Niagara	83 60		
												307	A	Colgate	86 80		
												315	A	Fairleigh Dickinson	75 81		
												335	H	St. Francis Brooklyn	63 54		
												337	A	Saint Peter's	62 67		
												337	H	Saint Peter's	71 52		
LAST 12 Division I GAMES:																	
				337	H	Saint Peter's	71 52					207	H	Canisius	79 75		
				281	H	Rider	76 61					119	A	Iona	56 68		
				207	A	Canisius	81 71					245	H	Manhattan	72 62		
				297	A	Niagara	68 55					191	H	Fairfield	60 68		
				191	A	Fairfield	70 80					83	A	Quinnipiac	58 85		
				245	A	Manhattan	57 56					119	H	Iona	49 64		

Non-Div I Games:

Monmouth

 Loss,
  Non-Conf, S Site,
  Home
  Away
 N Neutral

Average RPI Win: 239	WON-LOST	WINNING	LAST 10	STRENGTH OF	OPP. STRENGTH	TEAM	ADJ.	CONF.	ADJ CONF.
Average RPI Loss: 167	RECORD	PCT. RANK	GAMES	SCHEDULE	OF SCHEDULE	RPI	RPI	RPI	RPI
DIV. I ONLY	17- 9	87	7- 3	317	195	172	172	20	20
DIV. I NON-CONF.	6- 4	125	0- 0	276	187	199	199	23	23
TOTALS	RPI 1-25	RPI 26-50	W-L RECORDS	RPI 51-100	RPI 101-150	RPI 150+			
17- 9	0- 0	0- 1	OVERALL	1- 0	1- 3	15- 5			
13- 2	0- 0	0- 0	HOME	0- 0	1- 1	12- 1			
3- 7	0- 0	0- 1	AWAY	0- 0	0- 2	3- 4			
1- 0	0- 0	0- 0	NEUTRAL	1- 0	0- 0	0- 0			
6- 4	0- 0	0- 1	NON-CONFERENCE	1- 0	0- 0	5- 3			
5- 1	0- 0	0- 0	HOME	0- 0	0- 0	5- 1			
0- 3	0- 0	0- 1	AWAY	0- 0	0- 0	0- 2			
1- 0	0- 0	0- 0	NEUTRAL	1- 0	0- 0	0- 0			
11- 5	0- 0	0- 0	CONFERENCE	0- 0	1- 3	10- 2			
8- 1	0- 0	0- 0	HOME	0- 0	1- 1	7- 0			
3- 4	0- 0	0- 0	AWAY	0- 0	0- 2	3- 2			
0- 0	0- 0	0- 0	NEUTRAL	0- 0	0- 0	0- 0			

RPI S	Opponent	Score	RPI S	Opponent	Score	RPI S	Opponent	Score	RPI S	Opponent	Score	Team's RPI: 172
45	A Colorado St.	43 75	78	N Drexel	58 50	112	H North Dakota	59 61				
						139	A Idaho	61 78				
						141	A Montana St.	52 61				
						141	H Montana St.	70 66				
						161	H Pacific	64 54				
						174	A Sacramento St.	75 83				
						174	H Sacramento St.	90 83				
						180	H Fla. Atlantic	83 69				
						182	A Eastern Wash.	65 67				
						185	H Northern Colo.	58 46				
						196	H Weber St.	84 75				
						206	A Lehigh	53 80				
						218	H Utah St.	86 70				
						233	H Idaho St.	62 47				
						237	A Wyoming	61 68				
						263	H Seattle	44 58				
						285	H Portland	90 67				
						291	A Northern Ariz.	61 57				
						291	H Northern Ariz.	81 58				
						318	A Portland St.	79 58				
						318	H Portland St.	76 57				
						328	A Southern Utah	81 50				
						328	H Southern Utah	66 60				
						336	H Cal St. Fullerton	86 51				
LAST 12 Division I GAMES:												
196	H Weber St.	84 75	174	H Sacramento St.	90 83							
233	H Idaho St.	62 47	141	A Montana St.	52 61							
141	H Montana St.	70 66	182	A Eastern Wash.	65 67							
291	A Northern Ariz.	61 57	139	A Idaho	61 78							
328	A Southern Utah	81 50	112	H North Dakota	59 61							
318	H Portland St.	76 57	185	H Northern Colo.	58 46							

Non-Div I Games: Mont. St.-Northern 80 32

Montana

Loss, Non-Conf, S Site, H Home A Away N Neutral

Average RPI Win:	252	WON-LOST	WINNING	LAST 10	STRENGTH OF	OPP. STRENGTH	TEAM	ADJ.	CONF.	ADJ CONF.
Average RPI Loss:	161	RECORD	PCT. RANK	GAMES	SCHEDULE	OF SCHEDULE	RPI	RPI	RPI	RPI
DIV. I ONLY	19- 6	43	8- 2	343	189	141	141	20	20	
DIV. I NON-CONF.	5- 4	138	0- 0	344	214	250	250	23	23	
TOTALS	RPI 1-25	RPI 26-50	W-L RECORDS	RPI 51-100	RPI 101-150	RPI 150+				
19- 6	0- 0	0- 0	OVERALL	0- 1	2- 1	17- 4				
11- 1	0- 0	0- 0	HOME	0- 1	1- 0	10- 0				
7- 5	0- 0	0- 0	AWAY	0- 0	1- 1	6- 4				
1- 0	0- 0	0- 0	NEUTRAL	0- 0	0- 0	1- 0				
5- 4	0- 0	0- 0	NON-CONFERENCE	0- 1	0- 1	5- 2				
2- 1	0- 0	0- 0	HOME	0- 1	0- 0	2- 0				
2- 3	0- 0	0- 0	AWAY	0- 0	0- 1	2- 2				
1- 0	0- 0	0- 0	NEUTRAL	0- 0	0- 0	1- 0				
14- 2	0- 0	0- 0	CONFERENCE	0- 0	2- 0	12- 2				
9- 0	0- 0	0- 0	HOME	0- 0	1- 0	8- 0				
5- 2	0- 0	0- 0	AWAY	0- 0	1- 0	4- 2				
0- 0	0- 0	0- 0	NEUTRAL	0- 0	0- 0	0- 0				

RPI S	Opponent	Score	RPI S	Opponent	Score	RPI S	Opponent	Score	RPI S	Opponent	Score	Team's RPI: 141
						77 H	San Diego	49 62	103 A	Gonzaga	52 65	
									112 H	North Dakota	69 61	
									139 A	Idaho	62 59	
									172 A	Montana	66 70	
									172 H	Montana	61 52	
									174 A	Sacramento St.	80 79	
									174 H	Sacramento St.	116 99	
									182 A	Eastern Wash.	69 81	
									185 H	Northern Colo.	66 58	
									193 A	Cal Poly	57 66	
									196 H	Weber St.	92 71	
									233 H	Idaho St.	82 80	
									237 A	Wyoming	69 75	
									263 A	Seattle	80 51	
									285 H	Portland	86 57	
									291 A	Northern Ariz.	83 72	
									291 H	Northern Ariz.	86 77	
									316 A	Nevada	66 53	
									318 A	Portland St.	106 59	
									318 H	Portland St.	74 64	
									328 A	Southern Utah	87 66	
									328 H	Southern Utah	86 59	
									331 N	Evansville	81 55	
									336 H	Cal St. Fullerton	89 66	
LAST 12 Division I GAMES:												
233 H	Idaho St.	82 80	318 H	Portland St.	74 64							
196 H	Weber St.	92 71	172 H	Montana	61 52							
172 A	Montana	66 70	139 A	Idaho	62 59							
328 A	Southern Utah	87 66	182 A	Eastern Wash.	69 81							
291 A	Northern Ariz.	83 72	185 H	Northern Colo.	66 58							
174 H	Sacramento St.	116 99	112 H	North Dakota	69 61							

Non-Div I Games: Montana Western 74 36 Carroll (MT) 74 34

Montana St.

Average RPI Win:	305	WON-LOST	WINNING	LAST 10	STRENGTH OF	OPP. STRENGTH	TEAM	ADJ.	CONF.	ADJ CONF.
Average RPI Loss:	187	RECORD	PCT. RANK	GAMES	SCHEDULE	OF SCHEDULE	RPI	RPI	RPI	RPI
DIV. I ONLY	8- 20	283	3- 7	306	284	305	305	24	24	
DIV. I NON-CONF.	4- 8	234	0- 0	290	315	271	271	24	24	
TOTALS	RPI 1-25	RPI 26-50	W-L RECORDS	RPI 51-100	RPI 101-150	RPI 150+				
8- 20	0- 1	0- 1	OVERALL	0- 3	0- 2	8- 13				
4- 8	0- 0	0- 0	HOME	0- 2	0- 0	4- 6				
4- 12	0- 0	0- 0	AWAY	0- 0	0- 0	4- 0				
0- 0	0- 0	0- 0	NEUTRAL	0- 0	0- 0	0- 0				
4- 8	0- 1	0- 1	NON-CONFERENCE	0- 0	0- 1	4- 5				
2- 2	0- 0	0- 0	HOME	0- 0	0- 0	2- 2				
2- 6	0- 1	0- 1	AWAY	0- 0	0- 1	2- 3				
0- 0	0- 0	0- 0	NEUTRAL	0- 0	0- 0	0- 0				
4- 12	0- 0	0- 0	CONFERENCE	0- 3	0- 1	4- 8				
2- 6	0- 0	0- 0	HOME	0- 2	0- 0	2- 4				
2- 6	0- 0	0- 0	AWAY	0- 1	0- 1	2- 4				
0- 0	0- 0	0- 0	NEUTRAL	0- 0	0- 0	0- 0				

RPI 1-25				RPI 26-50				RPI 51-100				RPI 101+ Team's RPI: 305			
RPI	S	Opponent	Score	RPI	S	Opponent	Score	RPI	S	Opponent	Score	RPI	S	Opponent	Score
12	A	Kentucky	57 112	28	A	West Virginia	56 94	89	H	UT Martin	67 85	128	A	Southern Ill.	69 102
								91	A	Belmont	71 99	147	A	SIUE	81 90
								91	H	Belmont	74 89	152	H	Marshall	101 104
												187	A	Eastern Ky.	93 100
												187	H	Eastern Ky.	77 89
												208	H	USC Upstate	72 86
												224	H	Southeast Mo. St.	79 89
												253	A	Tennessee St.	76 78
												253	H	Tennessee St.	60 68
												265	H	Austin Peay	75 96
												266	A	UC Santa Barbara	78 93
												267	A	Murray St.	79 83
												269	A	Georgia St.	99 90
												274	A	Miami (OH)	57 59
												278	A	Tennessee Tech	69 77
												278	H	Tennessee Tech	75 71
												289	H	Kennesaw St.	83 77
												295	A	Jacksonville St.	70 66
												295	H	Jacksonville St.	67 63
												332	A	Lipscomb	92 77
												338	A	Eastern Ill.	85 77
												340	A	Chicago St.	71 75
												346	H	Alabama A&M	112 69
LAST 12 Division I GAMES:															
295	A	Jacksonville St.	70 66	91	A	Belmont	71 99								
253	H	Tennessee St.	60 68	187	A	Eastern Ky.	93 100								
187	H	Eastern Ky.	77 89	278	H	Tennessee Tech	75 71								
278	A	Tennessee Tech	69 77	295	H	Jacksonville St.	67 63								
91	H	Belmont	74 89	265	H	Austin Peay	75 96								
253	A	Tennessee St.	76 78	338	A	Eastern Ill.	85 77								

Non-Div I Games: Ky. Christian 121 91 Mt. St. Joseph 117 53

Morehead St.

■ Loss,
 ■ Non-Conf,
 ■ S Site,
 ■ Home
 ■ A Away
 N Neutral

Average RPI Win:	293	WON-LOST	WINNING	LAST 10	STRENGTH OF	OPP. STRENGTH	TEAM	ADJ.	CONF.	ADJ CONF.
Average RPI Loss:	170	RECORD	PCT. RANK	GAMES	SCHEDULE	OF SCHEDULE	RPI	RPI	RPI	RPI
DIV. I ONLY	11- 15	221	6- 4	242	336	249	249	31	31	
DIV. I NON-CONF.	1- 10	330	0- 0	24	292	258	258	30	30	
TOTALS	RPI 1-25	RPI 26-50	W-L RECORDS	RPI 51-100	RPI 101-150	RPI 150+				
11- 15	0- 1	0- 2	OVERALL	1- 0	0- 1	10- 11				
6- 4	0- 0	0- 0	HOME	1- 0	0- 0	5- 4				
5- 9	0- 0	0- 0	AWAY	0- 0	0- 0	5- 1				
0- 2	0- 0	0- 1	NEUTRAL	0- 0	0- 0	0- 1				
1- 10	0- 1	0- 2	NON-CONFERENCE	1- 0	0- 1	0- 6				
1- 2	0- 0	0- 0	HOME	1- 0	0- 0	0- 2				
0- 6	0- 1	0- 1	AWAY	0- 0	0- 1	0- 3				
0- 2	0- 0	0- 1	NEUTRAL	0- 0	0- 0	0- 1				
10- 5	0- 0	0- 0	CONFERENCE	0- 0	0- 0	10- 5				
5- 2	0- 0	0- 0	HOME	0- 0	0- 0	5- 2				
5- 3	0- 0	0- 0	AWAY	0- 0	0- 0	5- 3				
0- 0	0- 0	0- 0	NEUTRAL	0- 0	0- 0	0- 0				




















































































































RPI 1-25				RPI 26-50				RPI 51-100				RPI 101+ Team's RPI: 249			
RPI	S	Opponent	Score	RPI	S	Opponent	Score	RPI	S	Opponent	Score	RPI	S	Opponent	Score
16	A	Syracuse	61 90	37	A	James Madison	31 92	86	H	Bucknell	64 50	108	A	Virginia Tech	33 73
				45	N	Colorado St.	36 54					160	A	Stony Brook	42 46
												165	A	Hampton	47 60
												165	H	Hampton	51 65
												178	H	UMBC	46 65
												210	A	Robert Morris	44 76
												214	A	Brown	45 72
												215	H	N.C. A&T	55 65
												227	N	Siena	46 69
												255	A	Coppin St.	38 82
												255	H	Coppin St.	72 51
												264	A	Bethune-Cookman	48 63
												287	A	UMES	77 69
												292	A	Savannah St.	66 60
												294	A	Florida A&M	67 62
												296	H	UMKC	50 59
												308	A	South Carolina St.	62 56
												329	H	Delaware St.	56 49
												334	H	Howard	78 66
												347	A	Norfolk St.	59 56
												347	H	Norfolk St.	67 58
												348	H	N.C. Central	66 55
LAST 12 Division I GAMES:															
				255	A	Coppin St.	38 82					292	A	Savannah St.	66 60
				215	H	N.C. A&T	55 65					255	H	Coppin St.	72 51
				348	H	N.C. Central	66 55					334	H	Howard	78 66
				165	A	Hampton	47 60					264	A	Bethune-Cookman	48 63
				347	A	Norfolk St.	59 56					294	A	Florida A&M	67 62
				308	A	South Carolina St.	62 56					287	A	UMES	77 69

Non-Div I Games: Washington Adventis74 36

Morgan St.

■ Loss,
 ■ Non-Conf,
 ■ S Site,
 ■ Home
 ■ A Away
 N Neutral

Average RPI Win:	317	WON-LOST	WINNING	LAST 10	STRENGTH OF	OPP. STRENGTH	TEAM	ADJ.	CONF.	ADJ CONF.
Average RPI Loss:	237	RECORD	PCT. RANK	GAMES	SCHEDULE	OF SCHEDULE	RPI	RPI	RPI	RPI
DIV. I ONLY	9- 19	269	5- 5	336	349	319	319	30	30	
DIV. I NON-CONF.	2- 9	296	0- 0	297	339	323	323	32	32	
TOTALS	RPI 1-25	RPI 26-50	W-L RECORDS	RPI 51-100	RPI 101-150	RPI 150+				
9- 19	0- 0	0- 0	OVERALL	0- 1	0- 2	9- 16				
4- 8	0- 0	0- 0	HOME	0- 0	0- 0	4- 8				
5- 11	0- 0	0- 0	AWAY	0- 0	0- 0	5- 3				
0- 0	0- 0	0- 0	NEUTRAL	0- 0	0- 0	0- 0				
2- 9	0- 0	0- 0	NON-CONFERENCE	0- 1	0- 2	2- 6				
0- 4	0- 0	0- 0	HOME	0- 0	0- 0	0- 4				
2- 5	0- 0	0- 0	AWAY	0- 1	0- 2	2- 2				
0- 0	0- 0	0- 0	NEUTRAL	0- 0	0- 0	0- 0				
7- 10	0- 0	0- 0	CONFERENCE	0- 0	0- 0	7- 10				
4- 4	0- 0	0- 0	HOME	0- 0	0- 0	4- 4				
3- 6	0- 0	0- 0	AWAY	0- 0	0- 0	3- 6				
0- 0	0- 0	0- 0	NEUTRAL	0- 0	0- 0	0- 0				

RPI 1-25			RPI 26-50			RPI 51-100			RPI 101+			Team's RPI: 319
RPI	S	Opponent	Score	RPI	S	Opponent	Score	RPI	S	Opponent	Score	
						86 	 Bucknell	45  71	108 	 Virginia Tech	42  59	
									130 	 Pittsburgh	57  74	
									198 	 William & Mary	74  76	
									201 	 Sacred Heart	58  61	
									210 	 Robert Morris	56  61	
									210 	 Robert Morris	67  74	
									238 	 Bryant	52  86	
									238 	 Bryant	59  70	
									241 	 Loyola Maryland	63  65	
									255 	 Coppin St.	55  66	
									261 	 Saint Francis (PA)	57  87	
									261 	 Saint Francis (PA)	64  73	
									268 	 Campbell	53  62	
									284 	 Central Conn. St.	59 55	
									284 	 Central Conn. St.	54 48	
									287 	 UMES	57 50	
									297 	 Niagara	51  53	
									315 	 Fairleigh Dickinson	53  66	
									315 	 Fairleigh Dickinson	71 55	
									326 	 LIU Brooklyn	50  53	
									326 	 LIU Brooklyn	51  61	
									329 	 Delaware St.	54 41	
									334 	 Howard	49  62	
									335 	 St. Francis Brooklyn	57 40	
									335 	 St. Francis Brooklyn	66 56	
									342 	 Wagner	59 50	
LAST 12 Division I GAMES:												
335 		St. Francis Brooklyn	57 40	326 		LIU Brooklyn	50  53	329 		Delaware St.	54 41	
284 		Central Conn. St.	59 55	210 		Robert Morris	67  74	334 		Howard	49  62	
238 		Bryant	52  86	342 		Wagner	64 55	335 		St. Francis Brooklyn	57 40	
315 		Fairleigh Dickinson	71 55	201 		Sacred Heart	58  61	335 		St. Francis Brooklyn	66 56	
261 		Saint Francis (PA)	64  73	315 		Fairleigh Dickinson	53  66	342 		Wagner	59 50	
342 		Wagner	59 50	210 		Robert Morris	56  61					

Non-Div I Games:

Mt. St. Mary's

 Loss,
  Non-Conf,
  S Site,
  H Home
  A Away
 N Neutral

RPI	S	Opponent	Score
342	H	Wagner	64 55

M
t
.
S
t
.
M
a
r
y
'
s

M
t
.
S
t
.
M
a
r
y
'
s

Mt. St. Mary's

Average RPI Win:	286	WON-LOST	WINNING	LAST 10	STRENGTH OF	OPP. STRENGTH	TEAM	ADJ.	CONF.	ADJ CONF.
Average RPI Loss:	175	RECORD	PCT. RANK	GAMES	SCHEDULE	OF SCHEDULE	RPI	RPI	RPI	RPI
DIV. I ONLY	9- 16	257	5- 5	272	295	267	267	24	24	
DIV. I NON-CONF.	2- 7	280	0- 0	219	342	262	262	24	24	
TOTALS	RPI 1-25	RPI 26-50	W-L RECORDS	RPI 51-100	RPI 101-150	RPI 150+				
9- 16	0- 1	0- 0	OVERALL	0- 3	1- 5	8- 7				
5- 5	0- 0	0- 0	HOME	0- 1	0- 3	5- 1				
4- 11	0- 1	0- 0	AWAY	0- 2	1- 2	3- 6				
0- 0	0- 0	0- 0	NEUTRAL	0- 0	0- 0	0- 0				
2- 7	0- 1	0- 0	NON-CONFERENCE	0- 0	0- 4	2- 2				
0- 2	0- 0	0- 0	HOME	0- 0	0- 2	0- 0				
2- 5	0- 1	0- 0	AWAY	0- 0	0- 2	2- 2				
0- 0	0- 0	0- 0	NEUTRAL	0- 0	0- 0	0- 0				
7- 9	0- 0	0- 0	CONFERENCE	0- 3	1- 1	6- 5				
5- 3	0- 0	0- 0	HOME	0- 1	0- 1	5- 1				
2- 6	0- 0	0- 0	AWAY	0- 2	1- 0	1- 4				
0- 0	0- 0	0- 0	NEUTRAL	0- 0	0- 0	0- 0				

RPI 1-25				RPI 26-50				RPI 51-100				RPI 101+ Team's RPI: 267			
RPI	S	Opponent	Score	RPI	S	Opponent	Score	RPI	S	Opponent	Score	RPI	S	Opponent	Score
13	A	Florida St.	59 101					89	A	UT Martin	62 92	113	A	Central Ark.	40 50
								89	H	UT Martin	49 70	113	H	Central Ark.	51 61
								91	A	Belmont	61 87	128	H	Southern Ill.	57 70
												146	A	Jacksonville	54 79
												147	A	SIUE	79 76
												147	H	SIUE	61 64
												187	A	Eastern Ky.	60 72
												224	A	Southeast Mo. St.	59 96
												224	H	Southeast Mo. St.	80 61
												253	A	Tennessee St.	58 69
												265	A	Austin Peay	72 81
												265	H	Austin Peay	75 72
												278	H	Tennessee Tech	56 50
												295	H	Jacksonville St.	71 74
												305	H	Morehead St.	83 79
												322	A	Illinois St.	76 81
												331	A	Evansville	73 54
												332	A	Lipscomb	85 93
												338	A	Eastern Ill.	74 71
												338	H	Eastern Ill.	66 56
												346	A	Alabama A&M	76 59
LAST 12 Division I GAMES:															
				89	H	UT Martin	49 70			224	A	Southeast Mo. St.	59 96		
				265	A	Austin Peay	72 81			89	A	UT Martin	62 92		
				338	A	Eastern Ill.	74 71			338	H	Eastern Ill.	66 56		
				224	H	Southeast Mo. St.	80 61			147	H	SIUE	61 64		
				147	A	SIUE	79 76			187	A	Eastern Ky.	60 72		
				265	H	Austin Peay	75 72			253	A	Tennessee St.	58 69		

Non-Div I Games: Blue Mountain 89 64 Oakland City 91 75

Murray St.

Loss, Non-Conf, S Site, H Home A Away N Neutral

Average RPI Win:	308	WON-LOST	WINNING	LAST 10	STRENGTH OF	OPP. STRENGTH	TEAM	ADJ.	CONF.	ADJ CONF.
Average RPI Loss:	166	RECORD	PCT. RANK	GAMES	SCHEDULE	OF SCHEDULE	RPI	RPI	RPI	RPI
DIV. I ONLY	13- 10	136	8- 2	310	326	215	215	31	31	
DIV. I NON-CONF.	2- 7	280	0- 0	145	156	247	247	30	30	
TOTALS	RPI 1-25	RPI 26-50	W-L RECORDS	RPI 51-100	RPI 101-150	RPI 150+				
13- 10	0- 2	0- 0	OVERALL	0- 2	0- 0	13- 6				
5- 4	0- 0	0- 0	HOME	0- 2	0- 0	5- 2				
6- 5	0- 1	0- 0	AWAY	0- 0	0- 0	6- 4				
2- 1	0- 1	0- 0	NEUTRAL	0- 0	0- 0	2- 0				
2- 7	0- 2	0- 0	NON-CONFERENCE	0- 2	0- 0	2- 3				
0- 2	0- 0	0- 0	HOME	0- 2	0- 0	0- 0				
0- 4	0- 1	0- 0	AWAY	0- 0	0- 0	0- 3				
2- 1	0- 1	0- 0	NEUTRAL	0- 0	0- 0	2- 0				
11- 3	0- 0	0- 0	CONFERENCE	0- 0	0- 0	11- 3				
5- 2	0- 0	0- 0	HOME	0- 0	0- 0	5- 2				
6- 1	0- 0	0- 0	AWAY	0- 0	0- 0	6- 1				
0- 0	0- 0	0- 0	NEUTRAL	0- 0	0- 0	0- 0				

RPI 1-25				RPI 26-50				RPI 51-100				RPI 101+ Team's RPI: 215			
RPI	S	Opponent	Score	RPI	S	Opponent	Score	RPI	S	Opponent	Score	RPI	S	Opponent	Score
5	A	Ohio St.	56 89					61	H	FGCU	36 60	165	H	Hampton	52 55
23	N	Duquesne	67 81					84	H	VCU	49 64	220	A	Navy	48 52
												249	A	Morgan St.	65 55
												255	A	Coppin St.	59 65
												264	H	Bethune-Cookman	68 55
												268	A	Campbell	55 56
												287	H	UMES	50 56
												288	A	Wichita St.	53 55
												292	A	Savannah St.	69 59
												292	H	Savannah St.	60 31
												294	A	Florida A&M	70 66
												294	H	Florida A&M	80 51
												308	A	South Carolina St.	57 54
												323	N	North Dakota St.	72 64
												328	N	Southern Utah	78 65
												329	A	Delaware St.	84 64
												334	H	Howard	88 70
												347	H	Norfolk St.	64 53
												348	A	N.C. Central	76 54
LAST 12 Division I GAMES:															
294	A	Florida A&M	70 66	329	A	Delaware St.	84 64								
249	A	Morgan St.	65 55	255	A	Coppin St.	59 65								
264	H	Bethune-Cookman	68 55	347	H	Norfolk St.	64 53								
294	H	Florida A&M	80 51	165	H	Hampton	52 55								
348	A	N.C. Central	76 54	308	A	South Carolina St.	57 54								
292	H	Savannah St.	60 31	292	A	Savannah St.	69 59								

Non-Div I Games: Pfeiffer 74 55 North Greenville 64 37

N.C. A&T

Loss, Non-Conf, S Site, H Home A Away N Neutral

N.C. Central

Through Games Of Feb. 28, 2016

Average RPI Win:	286	WON-LOST	WINNING	LAST 10	STRENGTH OF	OPP. STRENGTH	TEAM	ADJ.	CONF.	ADJ CONF.
Average RPI Loss:	257	RECORD	PCT. RANK	GAMES	SCHEDULE	OF SCHEDULE	RPI	RPI	RPI	RPI
DIV. I ONLY	3- 21	336	0- 9	341	347	348	348	31	31	
DIV. I NON-CONF.	1- 9	325	0- 0	323	330	349	349	30	30	
TOTALS	RPI 1-25	RPI 26-50	W-L RECORDS	RPI 51-100	RPI 101-150	RPI 150+				
3- 21	0- 0	0- 0	OVERALL	0- 2	0- 0	3- 19				
3- 6	0- 0	0- 0	HOME	0- 0	0- 0	3- 6				
0- 15	0- 0	0- 0	AWAY	0- 2	0- 0	0- 13				
0- 0	0- 0	0- 0	NEUTRAL	0- 0	0- 0	0- 0				
1- 9	0- 0	0- 0	NON-CONFERENCE	0- 2	0- 0	1- 7				
1- 1	0- 0	0- 0	HOME	0- 0	0- 0	1- 1				
0- 8	0- 0	0- 0	AWAY	0- 2	0- 0	0- 6				
0- 0	0- 0	0- 0	NEUTRAL	0- 0	0- 0	0- 0				
2- 12	0- 0	0- 0	CONFERENCE	0- 0	0- 0	2- 12				
2- 5	0- 0	0- 0	HOME	0- 0	0- 0	2- 5				
0- 7	0- 0	0- 0	AWAY	0- 0	0- 0	0- 7				
0- 0	0- 0	0- 0	NEUTRAL	0- 0	0- 0	0- 0				

RPI 1-25			RPI 26-50			RPI 51-100			RPI 101+			Team's RPI: 348		
RPI	S	Opponent	Score	RPI	S	Opponent	Score	RPI	S	Opponent	Score			
								82	A	Charlotte	52	67		
								90	A	Nebraska	47	88		
										165	H	Hampton	42	76
										208	A	USC Upstate	46	68
										215	H	N.C. A&T	54	76
										223	H	Furman	66	61
										228	A	Presbyterian	50	60
										249	A	Morgan St.	55	66
										255	A	Coppin St.	46	63
										264	A	Bethune-Cookman	50	62
										264	H	Bethune-Cookman	46	63
										268	H	Campbell	48	57
										287	H	UMES	49	46
										292	A	Savannah St.	39	57
										294	A	Florida A&M	45	55
										294	H	Florida A&M	54	69
										302	A	Wofford	37	60
										308	A	South Carolina St.	51	58
										310	A	UNCG	56	103
										320	A	Longwood	49	60
										325	A	Winthrop	39	62
										329	A	Delaware St.	56	66
										334	H	Howard	61	68
										347	H	Norfolk St.	63	62
LAST 12 Division I GAMES:														
264	A	Bethune-Cookman	50	62	294	A	Florida A&M	45	55					
249	A	Morgan St.	55	66	329	A	Delaware St.	56	66					
255	A	Coppin St.	46	63	165	H	Hampton	42	76					
294	H	Florida A&M	54	69	347	H	Norfolk St.	63	62					
264	H	Bethune-Cookman	46	63	292	A	Savannah St.	39	57					
215	H	N.C. A&T	54	76	308	A	South Carolina St.	51	58					

Non-Div I Games: Johnson & Wales (NC68 58

N.C. Central

■ Loss,
 ■ Non-Conf,
 ■ S Site,
 ■ Home
 ■ A Away
 N Neutral

Average RPI Win:	329	WON-LOST	WINNING	LAST 10	STRENGTH OF	OPP. STRENGTH	TEAM	ADJ.	CONF.	ADJ CONF.
Average RPI Loss:	209	RECORD	PCT. RANK	GAMES	SCHEDULE	OF SCHEDULE	RPI	RPI	RPI	RPI
DIV. I ONLY	2- 25	345	1- 9	275	317	345	345	29	29	
DIV. I NON-CONF.	1- 12	337	0- 0	271	323	339	339	28	28	
TOTALS	RPI 1-25	RPI 26-50	W-L RECORDS	RPI 51-100	RPI 101-150	RPI 150+				
2- 25	0- 0	0- 0	OVERALL	0- 4	0- 3	2- 18				
1- 12	0- 0	0- 0	HOME	0- 2	0- 1	1- 9				
1- 13	0- 0	0- 0	AWAY	0- 2	0- 2	1- 9				
0- 0	0- 0	0- 0	NEUTRAL	0- 0	0- 0	0- 0				
1- 12	0- 0	0- 0	NON-CONFERENCE	0- 2	0- 1	1- 9				
0- 6	0- 0	0- 0	HOME	0- 1	0- 0	0- 5				
1- 6	0- 0	0- 0	AWAY	0- 1	0- 1	1- 4				
0- 0	0- 0	0- 0	NEUTRAL	0- 0	0- 0	0- 0				
1- 13	0- 0	0- 0	CONFERENCE	0- 2	0- 2	1- 9				
1- 6	0- 0	0- 0	HOME	0- 1	0- 1	1- 4				
0- 7	0- 0	0- 0	AWAY	0- 1	0- 1	0- 5				
0- 0	0- 0	0- 0	NEUTRAL	0- 0	0- 0	0- 0				

RPI S	Opponent	Score	RPI S	Opponent	Score	RPI S	Opponent	Score	RPI S	Opponent	Score	Team's RPI: 345
						61	A FGCU	37 70	101	A Virginia	54 81	
						61	H FGCU	32 53	146	A Jacksonville	37 68	
						66	H Army West Point	35 71	146	H Jacksonville	36 65	
						75	A Minnesota	50 83	152	A Marshall	50 63	
									192	A Stetson	55 60	
									192	H Stetson	56 74	
									206	H Lehigh	47 75	
									208	A USC Upstate	47 67	
									208	H USC Upstate	41 58	
									214	H Brown	49 74	
									230	H Dartmouth	39 46	
									234	A Binghamton	50 54	
									235	A Columbia	52 72	
									283	H Vermont	46 54	
									289	A Kennesaw St.	48 64	
									289	H Kennesaw St.	77 82	
									323	H North Dakota St.	59 64	
									324	A North Florida	49 72	
									324	H North Florida	51 68	
									326	A LIU Brooklyn	53 44	
									332	A Lipscomb	49 63	
									332	H Lipscomb	61 51	
									342	A Wagner	53 76	
LAST 12 Division I GAMES:												
208	A	USC Upstate	47	67	289	H	Kennesaw St.	77	82			
324	A	North Florida	49	72	332	H	Lipscomb	61	51			
146	A	Jacksonville	37	68	289	A	Kennesaw St.	48	64			
192	H	Stetson	56	74	146	H	Jacksonville	36	65			
61	H	FGCU	32	53	324	H	North Florida	51	68			
332	A	Lipscomb	49	63	61	A	FGCU	37	70			

Non-Div I Games: St. Joseph (VT) 71 50 St. Joseph's (Brklr) 78 41

NJIT

Loss, Non-Conf, S Site, H Home A Away N Neutral

Average RPI Win: 272	WON-LOST	WINNING	LAST 10	STRENGTH OF	OPP. STRENGTH	TEAM	ADJ.	CONF.	ADJ CONF.
Average RPI Loss: 158	RECORD	PCT. RANK	GAMES	SCHEDULE	OF SCHEDULE	RPI	RPI	RPI	RPI
DIV. I ONLY	14- 13	160	6- 4	247	302	220	220	25	25
DIV. I NON-CONF.	5- 5	160	0- 0	222	273	210	210	27	27
TOTALS	RPI 1-25	RPI 26-50	W-L RECORDS	RPI 51-100	RPI 101-150	RPI 150+			
14- 13	0- 0	0- 2	OVERALL	1- 5	0- 0	13- 6			
10- 5	0- 0	0- 1	HOME	1- 2	0- 0	9- 2			
4- 7	0- 0	0- 1	AWAY	0- 2	0- 0	4- 4			
0- 1	0- 0	0- 0	NEUTRAL	0- 1	0- 0	0- 0			
5- 5	0- 0	0- 2	NON-CONFERENCE	1- 1	0- 0	4- 2			
4- 2	0- 0	0- 1	HOME	1- 0	0- 0	3- 1			
1- 3	0- 0	0- 1	AWAY	0- 1	0- 0	1- 1			
0- 0	0- 0	0- 0	NEUTRAL	0- 0	0- 0	0- 0			
9- 8	0- 0	0- 0	CONFERENCE	0- 4	0- 0	9- 4			
6- 3	0- 0	0- 0	HOME	0- 2	0- 0	6- 1			
3- 4	0- 0	0- 0	AWAY	0- 1	0- 0	3- 3			
0- 1	0- 0	0- 0	NEUTRAL	0- 1	0- 0	0- 0			

RPI S	Opponent	Score	RPI S	Opponent	Score	RPI S	Opponent	Score	RPI S	Opponent	Score	Team's RPI: 220
35	A Penn	43 57	45	H Colorado St.	73 82	66	H Army West Point	34 49	206	A Lehigh	62 54	
						66	N Army West Point	38 75	206	H Lehigh	48 51	
						76	A Hofstra	63 65	215	H N.C. A&T	52 48	
						86	A Bucknell	52 64	225	A Kansas	54 61	
						86	H Bucknell	41 51	227	H Siena	59 58	
						93	H Elon	73 70	241	A Loyola Maryland	38 51	
									241	H Loyola Maryland	45 38	
									251	A Holy Cross	49 57	
									251	H Holy Cross	50 49	
									280	H American	65 52	
									307	A Colgate	62 58	
									307	H Colgate	51 41	
									326	H LIU Brooklyn	66 68	
									327	A Lafayette	65 58	
									327	H Lafayette	64 48	
									337	A Saint Peter's	50 39	
									343	H Air Force	64 46	
									344	A Boston U.	49 51	
									344	H Boston U.	67 56	
LAST 12 Division I GAMES:												
86	A Bucknell	52 64	307	A Colgate	62 58							
280	H American	65 52	344	A Boston U.	49 51							
66	H Army West Point	34 49	251	H Holy Cross	50 49							
206	A Lehigh	62 54	66	N Army West Point	38 75							
327	H Lafayette	64 48	206	H Lehigh	48 51							
241	H Loyola Maryland	45 38	327	A Lafayette	65 58							

Non-Div I Games: Johns Hopkins 77 45

Navy

Nebraska

Through Games Of Feb. 28, 2016

Average RPI Win: 163		WON-LOST	WINNING	LAST 10	STRENGTH OF	OPP. STRENGTH	TEAM	ADJ.	CONF.	ADJ CONF.
Average RPI Loss: 51		RECORD	PCT. RANK	GAMES	SCHEDULE	OF SCHEDULE	RPI	RPI	RPI	RPI
DIV. I ONLY		18- 11	104	4- 6	105	31	90	90	5	5
DIV. I NON-CONF.		9- 2	37	0- 0	267	145	103	103	4	4
TOTALS		RPI 1-25	RPI 26-50		W-L RECORDS		RPI 51-100	RPI 101-150	RPI 150+	
18- 11	1- 3	2- 2		OVERALL		3- 5	4- 1	8- 0		
15- 3	1- 0	2- 1		HOME		1- 2	3- 0	8- 0		
3- 8	0- 3	0- 1		AWAY		2- 3	1- 1	0- 0		
0- 0	0- 0	0- 0		NEUTRAL		0- 0	0- 0	0- 0		
9- 2	0- 1	2- 0		NON-CONFERENCE		0- 1	1- 0	6- 0		
9- 0	0- 0	2- 0		HOME		0- 0	1- 0	6- 0		
0- 2	0- 1	0- 0		AWAY		0- 1	0- 0	0- 0		
0- 0	0- 0	0- 0		NEUTRAL		0- 0	0- 0	0- 0		
9- 9	1- 2	0- 2		CONFERENCE		3- 4	3- 1	2- 0		
6- 3	1- 0	0- 1		HOME		1- 2	2- 0	2- 0		
3- 6	0- 2	0- 1		AWAY		2- 2	1- 1	0- 0		
0- 0	0- 0	0- 0		NEUTRAL		0- 0	0- 0	0- 0		

RPI	S	Opponent	Score	RPI	S	Opponent	Score	RPI	S	Opponent	Score	RPI	S	Opponent	Score
3	A	UConn	46 88	39	H	Arkansas St.	79 71	53	A	Rutgers	56 66	117	A	Northwestern	62 85
5	A	Ohio St.	70 96	40	A	Indiana	47 59	53	H	Rutgers	65 54	117	H	Northwestern	76 67
11	A	Maryland	50 89	40	H	Indiana	68 79	59	A	Purdue	62 61	127	A	Penn St.	83 78
20	H	Michigan St.	73 66	49	H	North Carolina St.	88 67	59	H	Purdue	50 68	127	H	Penn St.	87 69
								64	H	Iowa	68 74	131	H	Creighton	65 63
								68	A	Michigan	93 81	164	H	Illinois	73 57
								75	A	Minnesota	73 110	166	H	Southern U.	89 38
								92	A	California	80 87	177	H	Wisconsin	75 62
												291	H	Northern Ariz.	90 67
												324	H	North Florida	91 46
												331	H	Evansville	85 40
												341	H	Ark.-Pine Bluff	96 46
												348	H	N.C. Central	88 47
LAST 12 Division I GAMES:															
117	H	Northwestern	76 67	40	A	Indiana	47 59								
40	H	Indiana	68 79	127	H	Penn St.	87 69								
59	H	Purdue	50 68	53	A	Rutgers	56 66								
5	A	Ohio St.	70 96	177	H	Wisconsin	75 62								
20	H	Michigan St.	73 66	68	A	Michigan	93 81								
75	A	Minnesota	73 110	59	A	Purdue	62 61								

Non-Div I Games:

Nebraska

■ Loss,
■ Non-Conf, S Site,
■ Home
■ Away
N Neutral

Average RPI Win: 258	WON-LOST	WINNING	LAST 10	STRENGTH OF	OPP. STRENGTH	TEAM	ADJ.	CONF.	ADJ CONF.
Average RPI Loss: 170	RECORD	PCT. RANK	GAMES	SCHEDULE	OF SCHEDULE	RPI	RPI	RPI	RPI
DIV. I ONLY	4- 22	326	2- 8	188	235	316	316	19	19
DIV. I NON-CONF.	0- 10	338	0- 0	192	246	336	336	20	20
TOTALS	RPI 1-25	RPI 26-50	W-L RECORDS	RPI 51-100	RPI 101-150	RPI 150+			
4- 22	0- 0	0- 2	OVERALL	0- 4	0- 3	4- 13			
3- 10	0- 0	0- 1	HOME	0- 3	0- 2	3- 4			
1- 10	0- 0	0- 1	AWAY	0- 0	0- 1	1- 8			
0- 2	0- 0	0- 0	NEUTRAL	0- 1	0- 0	0- 1			
0- 10	0- 0	0- 0	NON-CONFERENCE	0- 4	0- 1	0- 5			
0- 5	0- 0	0- 0	HOME	0- 3	0- 1	0- 1			
0- 3	0- 0	0- 0	AWAY	0- 0	0- 0	0- 3			
0- 2	0- 0	0- 0	NEUTRAL	0- 1	0- 0	0- 1			
4- 12	0- 0	0- 2	CONFERENCE	0- 0	0- 2	4- 8			
3- 5	0- 0	0- 1	HOME	0- 0	0- 1	3- 3			
1- 7	0- 0	0- 1	AWAY	0- 0	0- 1	1- 5			
0- 0	0- 0	0- 0	NEUTRAL	0- 0	0- 0	0- 0			

N
e
v
a
d
aN
e
v
a
d
a

RPI S	Opponent	Score	RPI S	Opponent	Score	RPI S	Opponent	Score	RPI S	Opponent	Score	Team's RPI: 316
45	A Colorado St.	56 74	45	H Colorado St.	37 64	62	H Middle Tenn.	46 90	126	A Fresno St.	56 65	
						77	H San Diego	47 84	126	H Fresno St.	59 67	
						88	N Washington St.	57 70	141	H Montana St.	53 66	
						98	H San Francisco	62 70	151	A Boise St.	58 66	
									161	A Pacific	52 74	
									183	H New Mexico	47 51	
									194	H San Jose St.	63 76	
									203	A UNLV	59 65	
									203	H UNLV	71 65	
									204	H Utah Valley	65 73	
									218	A Utah St.	55 70	
									218	H Utah St.	66 79	
									232	A Ill.-Chicago	55 70	
									237	A Wyoming	53 68	
									237	H Wyoming	68 65	
									240	N Loyola Marymount	58 69	
									247	A San Diego St.	70 64	
									339	A UC Irvine	64 68	
									343	A Air Force	53 59	
									343	H Air Force	68 57	
LAST 12 Division I GAMES:												
45	A Colorado St.	56 74	45	H Colorado St.	37 64							
218	A Utah St.	55 70	218	H Utah St.	66 79							
203	H UNLV	71 65	247	A San Diego St.	70 64							
194	H San Jose St.	63 76	203	A UNLV	59 65							
126	A Fresno St.	56 65	237	H Wyoming	68 65							
343	A Air Force	53 59	151	A Boise St.	58 66							

Non-Div I Games: San Fran. St. 57 51

Nevada

New Hampshire

Through Games Of Feb. 28, 2016

Average RPI Win:	247	WON-LOST	WINNING	LAST 10	STRENGTH OF	OPP. STRENGTH	TEAM	ADJ.	CONF.	ADJ CONF.
Average RPI Loss:	156	RECORD	PCT. RANK	GAMES	SCHEDULE	OF SCHEDULE	RPI	RPI	RPI	RPI
DIV. I ONLY	11- 17	234	5- 5	200	230	239	239	16	16	
DIV. I NON-CONF.	5- 7	198	0- 0	233	256	214	214	18	18	
TOTALS	RPI 1-25	RPI 26-50	W-L RECORDS	RPI 51-100	RPI 101-150	RPI 150+				
11- 17	0- 0	0- 1	OVERALL	0- 4	0- 2	11- 10				
6- 7	0- 0	0- 1	HOME	0- 2	0- 0	6- 4				
5- 10	0- 0	0- 0	AWAY	0- 0	0- 1	5- 1				
0- 0	0- 0	0- 0	NEUTRAL	0- 0	0- 0	0- 0				
5- 7	0- 0	0- 1	NON-CONFERENCE	0- 0	0- 2	5- 4				
2- 3	0- 0	0- 1	HOME	0- 0	0- 0	2- 2				
3- 4	0- 0	0- 0	AWAY	0- 0	0- 2	3- 2				
0- 0	0- 0	0- 0	NEUTRAL	0- 0	0- 0	0- 0				
6- 10	0- 0	0- 0	CONFERENCE	0- 4	0- 0	6- 6				
4- 4	0- 0	0- 0	HOME	0- 2	0- 0	4- 2				
2- 6	0- 0	0- 0	AWAY	0- 2	0- 0	2- 4				
0- 0	0- 0	0- 0	NEUTRAL	0- 0	0- 0	0- 0				

RPI S	Opponent	Score	RPI S	Opponent	Score	RPI S	Opponent	Score	RPI S	Opponent	Score	Team's RPI: 239
35	H Penn	60 67	52	A Albany (NY)	48 85	115	A Boston College	51 71				
			52	H Albany (NY)	52 78	137	A North Carolina	60 65				
			69	A Maine	55 59	158	H Northeastern	54 66				
			69	H Maine	52 62	160	A Stony Brook	54 63				
						160	H Stony Brook	49 46				
						163	A Yale	46 63				
						178	A UMBC	67 59				
						178	H UMBC	55 65				
						201	A Sacred Heart	81 69				
						205	A Hartford	44 48				
						205	H Hartford	53 42				
						227	H Siena	53 57				
						230	A Dartmouth	61 57				
						234	A Binghamton	50 51				
						234	H Binghamton	64 49				
						238	A Bryant	42 55				
						245	H Manhattan	72 57				
						283	A Vermont	63 83				
						283	H Vermont	59 63				
						284	A Central Conn. St.	64 50				
						317	A UMass Lowell	63 55				
						317	H UMass Lowell	65 61				
						344	H Boston U.	69 52				
LAST 12 Division I GAMES:												
178	A UMBC	67 59	69	A Maine	55 59							
283	H Vermont	59 63	234	H Binghamton	64 49							
205	H Hartford	53 42	178	H UMBC	55 65							
317	A UMass Lowell	63 55	283	A Vermont	63 83							
160	H Stony Brook	49 46	205	A Hartford	44 48							
52	A Albany (NY)	48 85	317	H UMass Lowell	65 61							

Non-Div I Games: Colby-Sawyer 72 41

New Hampshire

■ Loss,
 ■ Non-Conf,
 ■ S Site,
 ■ H Home
 ■ A Away
 N Neutral

Average RPI Win:	240	WON-LOST	WINNING	LAST 10	STRENGTH OF	OPP. STRENGTH	TEAM	ADJ.	CONF.	ADJ CONF.
Average RPI Loss:	137	RECORD	PCT. RANK	GAMES	SCHEDULE	OF SCHEDULE	RPI	RPI	RPI	RPI
DIV. I ONLY	14- 13	160	3- 5	176	222	183	183	19	19	
DIV. I NON-CONF.	7- 4	110	0- 1	78	238	107	107	20	20	
TOTALS	RPI 1-25	RPI 26-50	W-L RECORDS	RPI 51-100	RPI 101-150	RPI 150+				
14- 13	0- 2	0- 1	OVERALL	1- 2	0- 2	13- 6				
9- 6	0- 1	0- 1	HOME	0- 1	0- 1	9- 2				
5- 7	0- 1	0- 0	AWAY	1- 1	0- 1	4- 4				
0- 0	0- 0	0- 0	NEUTRAL	0- 0	0- 0	0- 0				
7- 4	0- 2	0- 0	NON-CONFERENCE	1- 2	0- 0	6- 0				
5- 2	0- 1	0- 0	HOME	0- 1	0- 0	5- 0				
2- 2	0- 1	0- 0	AWAY	1- 1	0- 0	1- 0				
0- 0	0- 0	0- 0	NEUTRAL	0- 0	0- 0	0- 0				
7- 9	0- 0	0- 1	CONFERENCE	0- 0	0- 2	7- 6				
4- 4	0- 0	0- 1	HOME	0- 0	0- 1	4- 2				
3- 5	0- 0	0- 0	AWAY	0- 0	0- 1	3- 4				
0- 0	0- 0	0- 0	NEUTRAL	0- 0	0- 0	0- 0				

RPI 1-25				RPI 26-50				RPI 51-100				RPI 101+ Team's RPI: 183			
RPI	S	Opponent	Score	RPI	S	Opponent	Score	RPI	S	Opponent	Score	RPI	S	Opponent	Score
22	A	UTEP	62 70	45	H	Colorado St.	48 49	75	A	Minnesota	72 53	126	A	Fresno St.	43 51
23	H	Duquesne	69 78					97	A	New Mexico St.	59 78	126	H	Fresno St.	65 69
								97	H	New Mexico St.	47 52	151	A	Boise St.	70 60
												151	H	Boise St.	60 81
												174	H	Sacramento St.	84 71
												179	A	SMU	63 58
												194	A	San Jose St.	58 59
												194	H	San Jose St.	71 57
												203	A	UNLV	48 57
												203	H	UNLV	67 53
												218	A	Utah St.	56 72
												218	H	Utah St.	73 70
												237	A	Wyoming	48 66
												246	H	Houston Baptist	65 57
												247	H	San Diego St.	46 51
												275	H	Pepperdine	60 52
												311	H	Nicholls St.	83 43
												316	A	Nevada	51 47
												328	H	Southern Utah	70 48
												343	A	Air Force	63 33
												343	H	Air Force	58 36
LAST 12 Division I GAMES:															
23	H	Duquesne	69 78	218	H	Utah St.	73 70	247	H	San Diego St.	46 51				
126	A	Fresno St.	43 51	203	A	UNLV	48 57	151	H	Boise St.	60 81				
45	H	Colorado St.	48 49	343	A	Air Force	63 33	194	H	San Jose St.	71 57				
343	H	Air Force	58 36												
151	A	Boise St.	70 60												
194	A	San Jose St.	58 59												

Non-Div I Games:

New Mexico

■ Loss,
 ■ Non-Conf, S Site,
 ■ Home
 ■ Away
 N Neutral

Average RPI Win:	248	WON-LOST	WINNING	LAST 10	STRENGTH OF	OPP. STRENGTH	TEAM	ADJ.	CONF.	ADJ CONF.
Average RPI Loss:	75	RECORD	PCT. RANK	GAMES	SCHEDULE	OF SCHEDULE	RPI	RPI	RPI	RPI
DIV. I ONLY	22- 3	12	10- 0	326	198	97	97	27	27	
DIV. I NON-CONF.	9- 3	69	0- 0	278	98	127	127	25	25	
TOTALS	RPI 1-25	RPI 26-50	W-L RECORDS	RPI 51-100	RPI 101-150	RPI 150+				
22- 3	0- 1	0- 0	OVERALL	0- 1	1- 1	21- 0				
11- 1	0- 1	0- 0	HOME	0- 0	1- 0	10- 0				
10- 1	0- 0	0- 0	AWAY	0- 0	0- 1	10- 0				
1- 1	0- 0	0- 0	NEUTRAL	0- 1	0- 0	1- 0				
9- 3	0- 1	0- 0	NON-CONFERENCE	0- 1	1- 1	8- 0				
5- 1	0- 1	0- 0	HOME	0- 0	1- 0	4- 0				
3- 1	0- 0	0- 0	AWAY	0- 0	0- 1	3- 0				
1- 1	0- 0	0- 0	NEUTRAL	0- 1	0- 0	1- 0				
13- 0	0- 0	0- 0	CONFERENCE	0- 0	0- 0	13- 0				
6- 0	0- 0	0- 0	HOME	0- 0	0- 0	6- 0				
7- 0	0- 0	0- 0	AWAY	0- 0	0- 0	7- 0				
0- 0	0- 0	0- 0	NEUTRAL	0- 0	0- 0	0- 0				

RPI 1-25				RPI 26-50				RPI 51-100 Team's RPI: 97				RPI 101+			
RPI	S	Opponent	Score	RPI	S	Opponent	Score	RPI	S	Opponent	Score	RPI	S	Opponent	Score
22	H	UTEP	65 71					79	N	Vanderbilt	45 71	122	H	Northwestern St.	65 54
												125	A	Arizona	64 68
												174	H	Sacramento St.	80 77
												183	A	New Mexico	52 47
												183	H	New Mexico	78 59
												194	A	San Jose St.	75 66
												204	A	Utah Valley	59 53
												204	H	Utah Valley	73 68
												211	A	UTRGV	68 57
												219	A	CSU Bakersfield	67 59
												219	H	CSU Bakersfield	86 63
												242	A	Grand Canyon	64 44
												242	H	Grand Canyon	60 58
												263	A	Seattle	66 56
												263	H	Seattle	69 54
												291	H	Northern Ariz.	87 53
												296	A	UMKC	68 62
												296	H	UMKC	78 74
												314	N	A&M-Corpus Christi	70 51
												323	A	North Dakota St.	79 69
												328	H	Southern Utah	74 60
												340	A	Chicago St.	70 60
												340	H	Chicago St.	76 63
LAST 12 Division I GAMES:															
296	H	UMKC	78 74	211	A	UTRGV	68 57								
263	A	Seattle	66 56	219	H	CSU Bakersfield	86 63								
219	A	CSU Bakersfield	67 59	263	H	Seattle	69 54								
340	H	Chicago St.	76 63	340	A	Chicago St.	70 60								
204	A	Utah Valley	59 53	296	A	UMKC	68 62								
242	A	Grand Canyon	64 44	242	H	Grand Canyon	60 58								

Non-Div I Games: Eastern N.M. 76 61 Western N.M. 68 39

New Mexico St.

Loss, Non-Conf, S Site, H Home A Away N Neutral

Average RPI Win:	291	WON-LOST	WINNING	LAST 10	STRENGTH OF	OPP. STRENGTH	TEAM	ADJ.	CONF.	ADJ CONF.
Average RPI Loss:	206	RECORD	PCT. RANK	GAMES	SCHEDULE	OF SCHEDULE	RPI	RPI	RPI	RPI
DIV. I ONLY	5- 18	304	2- 8	301	308	330	330	26	26	
DIV. I NON-CONF.	1- 6	311	0- 0	325	272	346	346	26	26	
TOTALS	RPI 1-25	RPI 26-50	W-L RECORDS	RPI 51-100	RPI 101-150	RPI 150+				
5- 18	0- 0	0- 0	OVERALL	0- 2	0- 4	5- 12				
4- 5	0- 0	0- 0	HOME	0- 0	0- 1	4- 4				
1- 12	0- 0	0- 0	AWAY	0- 0	0- 1	1- 1				
0- 1	0- 0	0- 0	NEUTRAL	0- 0	0- 0	0- 1				
1- 6	0- 0	0- 0	NON-CONFERENCE	0- 1	0- 1	1- 4				
1- 1	0- 0	0- 0	HOME	0- 0	0- 0	1- 1				
0- 4	0- 0	0- 0	AWAY	0- 1	0- 1	0- 2				
0- 1	0- 0	0- 0	NEUTRAL	0- 0	0- 0	0- 1				
4- 12	0- 0	0- 0	CONFERENCE	0- 1	0- 3	4- 8				
3- 4	0- 0	0- 0	HOME	0- 0	0- 1	3- 3				
1- 8	0- 0	0- 0	AWAY	0- 1	0- 2	1- 5				
0- 0	0- 0	0- 0	NEUTRAL	0- 0	0- 0	0- 0				

RPI S	Opponent	Score	RPI S	Opponent	Score	RPI S	Opponent	Score	RPI S	Opponent	Score	Team's RPI: 330
						71	A Abilene Christian	70 80	113	A Central Ark.	55 67	
						85	A TCU	36 85	113	H Central Ark.	44 59	
									122	A Northwestern St.	53 70	
									134	A Arkansas	41 73	
									153	A McNeese St.	63 92	
									153	H McNeese St.	74 77	
									173	A Ole Miss	59 97	
									202	H Stephen F. Austin	58 57	
									225	A Sam Houston St.	52 64	
									246	H Houston Baptist	51 71	
									286	A Lamar	52 79	
									289	A Kennesaw St.	53 60	
									294	N Florida A&M	60 71	
									304	H Jackson St.	85 68	
									306	A Southeastern La.	62 51	
									310	H UNCG	79 81	
									311	A Nicholls St.	55 70	
									311	H Nicholls St.	62 55	
									314	A A&M-Corpus Christi	59 73	
									314	H A&M-Corpus Christi	64 75	
									333	H Incarnate Word	55 49	
LAST 12 Division I GAMES:												
			71	A Abilene Christian	70 80		153	A McNeese St.	63 92			
			311	A Nicholls St.	55 70		153	H McNeese St.	74 77			
			122	A Northwestern St.	53 70		311	H Nicholls St.	62 55			
			306	A Southeastern La.	62 51		314	A A&M-Corpus Christi	59 73			
			314	H A&M-Corpus Christi	64 75		113	H Central Ark.	44 59			
			113	A Central Ark.	55 67		246	H Houston Baptist	51 71			

Non-Div I Games: LSU-Alexandria 93 75 Trinity Baptist 109 46

New Orleans

Loss, Non-Conf, S Site, H Home A Away N Neutral

Niagara

Through Games Of Feb. 28, 2016

Average RPI Win: 281	WON-LOST	WINNING	LAST 10	STRENGTH OF	OPP. STRENGTH	TEAM	ADJ.	CONF.	ADJ CONF.
Average RPI Loss: 176	RECORD	PCT. RANK	GAMES	SCHEDULE	OF SCHEDULE	RPI	RPI	RPI	RPI
DIV. I ONLY	7- 22	299	1- 9	255	243	297	297	22	22
DIV. I NON-CONF.	2- 7	280	0- 0	220	213	280	280	22	22
TOTALS	RPI 1-25	RPI 26-50	W-L RECORDS	RPI 51-100	RPI 101-150	RPI 150+			
7- 22	0- 0	0- 1	OVERALL	0- 2	0- 6	7- 13			
3- 11	0- 0	0- 0	HOME	0- 1	0- 3	3- 7			
4- 11	0- 0	0- 1	AWAY	0- 1	0- 3	4- 6			
0- 0	0- 0	0- 0	NEUTRAL	0- 0	0- 0	0- 0			
2- 7	0- 0	0- 1	NON-CONFERENCE	0- 0	0- 4	2- 2			
1- 3	0- 0	0- 0	HOME	0- 0	0- 2	1- 1			
1- 4	0- 0	0- 1	AWAY	0- 0	0- 2	1- 1			
0- 0	0- 0	0- 0	NEUTRAL	0- 0	0- 0	0- 0			
5- 15	0- 0	0- 0	CONFERENCE	0- 2	0- 2	5- 11			
2- 8	0- 0	0- 0	HOME	0- 1	0- 1	2- 6			
3- 7	0- 0	0- 0	AWAY	0- 1	0- 1	3- 5			
0- 0	0- 0	0- 0	NEUTRAL	0- 0	0- 0	0- 0			

RPI S	Opponent	Score	RPI S	Opponent	Score	RPI S	Opponent	Score	RPI S	Opponent	Score	Team's RPI: 297
29	A St. Bonaventure	55 67	83	A Quinnipiac	52 70	119	A Iona	46 73				
			83	H Quinnipiac	54 61	119	H Iona	52 73				
						121	H Buffalo	48 57				
						129	H Youngstown St.	54 71				
						141	A Texas Tech	45 79				
						149	A Detroit	75 80				
						170	A Marist	50 63				
						170	H Marist	68 82				
						191	A Fairfield	43 61				
						191	H Fairfield	56 55				
						207	A Canisius	45 54				
						207	H Canisius	66 68				
						213	H Oakland	67 77				
						227	A Siena	54 45				
						227	H Siena	51 59				
						230	A Dartmouth	47 60				
						245	A Manhattan	62 80				
						245	H Manhattan	49 58				
						254	A Monmouth	60 83				
						254	H Monmouth	55 68				
						272	H Cleveland St.	73 72				
						281	A Rider	67 57				
						281	H Rider	72 76				
						319	A Mt. St. Mary's	53 51				
						337	A Saint Peter's	52 48				
						337	H Saint Peter's	51 46				
LAST 12 Division I GAMES:												
227	A Siena	54 45	83	A Quinnipiac	52 70							
207	A Canisius	45 54	191	A Fairfield	43 61							
245	H Manhattan	49 58	119	H Iona	52 73							
254	H Monmouth	55 68	207	H Canisius	66 68							
281	H Rider	72 76	170	A Marist	50 63							
170	H Marist	68 82	119	A Iona	46 73							

Non-Div I Games:

Niagara

■ Loss,
 ■ Non-Conf,
 ■ S Site,
 ■ H Home
 ■ A Away
 N Neutral

Average RPI Win:	264	WON-LOST	WINNING	LAST 10	STRENGTH OF	OPP. STRENGTH	TEAM	ADJ.	CONF.	ADJ CONF.
Average RPI Loss:	208	RECORD	PCT. RANK	GAMES	SCHEDULE	OF SCHEDULE	RPI	RPI	RPI	RPI
DIV. I ONLY	8- 17	270	3- 5	321	311	311	311	26	26	
DIV. I NON-CONF.	1- 8	320	1- 0	318	340	347	347	26	26	
TOTALS	RPI 1-25	RPI 26-50	W-L RECORDS	RPI 51-100	RPI 101-150	RPI 150+				
8- 17	0- 0	0- 0	OVERALL	0- 1	1- 3	7- 13				
4- 8	0- 0	0- 0	HOME	0- 1	1- 1	3- 6				
3- 8	0- 0	0- 0	AWAY	0- 0	0- 1	3- 7				
1- 1	0- 0	0- 0	NEUTRAL	0- 0	0- 1	1- 0				
1- 8	0- 0	0- 0	NON-CONFERENCE	0- 0	0- 1	1- 7				
0- 4	0- 0	0- 0	HOME	0- 0	0- 0	0- 4				
0- 3	0- 0	0- 0	AWAY	0- 0	0- 0	0- 3				
1- 1	0- 0	0- 0	NEUTRAL	0- 0	0- 1	1- 0				
7- 9	0- 0	0- 0	CONFERENCE	0- 1	1- 2	6- 6				
4- 4	0- 0	0- 0	HOME	0- 1	1- 1	3- 2				
3- 5	0- 0	0- 0	AWAY	0- 0	0- 1	3- 4				
0- 0	0- 0	0- 0	NEUTRAL	0- 0	0- 0	0- 0				

RPI 1-25			RPI 26-50			RPI 51-100			RPI 101+			Team's RPI: 311
RPI	S	Opponent	Score	RPI	S	Opponent	Score	RPI	S	Opponent	Score	
						71 H Abilene Christian	68 71	109 N		Samford	43 45	
								113 H		Central Ark.	65 71	
								122 A		Northwestern St.	62 66	
								122 H		Northwestern St.	70 61	
								153 A		McNeese St.	62 96	
								153 H		McNeese St.	85 81	
								169 A		Troy	51 104	
								171 H		Louisiana Tech	55 58	
								180 H		Grambling	65 69	
								183 A		New Mexico	43 83	
								202 H		Stephen F. Austin	67 89	
								225 A		Sam Houston St.	67 63	
								246 A		Houston Baptist	71 80	
								273 H		Prairie View	70 81	
								277 A		La.-Monroe	57 69	
								286 H		Lamar	69 59	
								295 H		Jacksonville St.	49 63	
								306 A		Southeastern La.	68 78	
								314 A		A&M-Corpus Christi	64 62	
								330 A		New Orleans	55 62	
								330 H		New Orleans	70 55	
								333 A		Incarnate Word	66 64	
								333 H		Incarnate Word	61 63	
								349 N		Mississippi Val.	63 54	
LAST 12 Division I GAMES:												
349 N		Mississippi Val.	63 54	153 H		McNeese St.	85 81	330 H		New Orleans	70 55	
153 A		McNeese St.	62 96	333 H		Incarnate Word	61 63	333 H		Incarnate Word	61 63	
330 H		New Orleans	70 55	333 A		Incarnate Word	66 64					
202 H		Stephen F. Austin	67 89	330 A		New Orleans	55 62					
122 A		Northwestern St.	62 66	113 H		Central Ark.	65 71					
306 A		Southeastern La.	68 78	122 H		Northwestern St.	70 61					

Non-Div I Games: Southern-N.O. 98 65

Nicholls St.

■ Loss,
 ■ Non-Conf,
 ■ S Site,
 ■ H Home
 ■ A Away
 N Neutral

Average RPI Win:	311	WON-LOST	WINNING	LAST 10	STRENGTH OF	OPP. STRENGTH	TEAM	ADJ.	CONF.	ADJ CONF.
Average RPI Loss:	238	RECORD	PCT. RANK	GAMES	SCHEDULE	OF SCHEDULE	RPI	RPI	RPI	RPI
DIV. I ONLY	2- 22	343	2- 8	334	339	347	347	31	31	
DIV. I NON-CONF.	0- 10	338	0- 0	263	307	345	345	30	30	
TOTALS	RPI 1-25	RPI 26-50	W-L RECORDS	RPI 51-100	RPI 101-150	RPI 150+				
2- 22	0- 0	0- 1	OVERALL	0- 0	0- 1	2- 20				
0- 9	0- 0	0- 0	HOME	0- 0	0- 0	0- 9				
2- 11	0- 0	0- 1	AWAY	0- 0	0- 1	2- 9				
0- 2	0- 0	0- 0	NEUTRAL	0- 0	0- 0	0- 2				
0- 10	0- 0	0- 1	NON-CONFERENCE	0- 0	0- 1	0- 8				
0- 3	0- 0	0- 0	HOME	0- 0	0- 0	0- 3				
0- 5	0- 0	0- 1	AWAY	0- 0	0- 1	0- 3				
0- 2	0- 0	0- 0	NEUTRAL	0- 0	0- 0	0- 2				
2- 12	0- 0	0- 0	CONFERENCE	0- 0	0- 0	2- 12				
0- 6	0- 0	0- 0	HOME	0- 0	0- 0	0- 6				
2- 6	0- 0	0- 0	AWAY	0- 0	0- 0	2- 6				
0- 0	0- 0	0- 0	NEUTRAL	0- 0	0- 0	0- 0				

RPI S	Opponent	Score	RPI S	Opponent	Score	RPI S	Opponent	Score	RPI S	Opponent	Score	Team's RPI: 347
27	A	Mississippi St.	34	92		101	A	Virginia	50	86		
						152	A	Marshall	67	81		
						165	A	Hampton	62	73		
						198	A	William & Mary	47	67		
						208	H	USC Upstate	62	82		
						213	H	Oakland	73	83		
						215	A	N.C. A&T	53	64		
						241	A	Loyola Maryland	67	75		
						249	A	Morgan St.	58	67		
						249	H	Morgan St.	56	59		
						255	A	Coppin St.	44	69		
						255	H	Coppin St.	47	56		
						262	H	UNCW	57	61		
						264	H	Bethune-Cookman	45	53		
						276	N	La Salle	59	67		
						287	A	UMES	74	63		
						292	H	Savannah St.	53	68		
						294	H	Florida A&M	67	83		
						308	H	South Carolina St.	52	60		
						329	A	Delaware St.	61	64		
						334	A	Howard	110	108		
						335	N	St. Francis Brooklyn	55	59		
						348	A	N.C. Central	62	63		
LAST 12 Division I GAMES:												
255	H	Coppin St.	47	56	292	H	Savannah St.	53	68			
329	A	Delaware St.	61	64	308	H	South Carolina St.	52	60			
249	H	Morgan St.	56	59	215	A	N.C. A&T	53	64			
287	A	UMES	74	63	348	A	N.C. Central	62	63			
334	A	Howard	110	108	264	H	Bethune-Cookman	45	53			
165	A	Hampton	62	73	294	H	Florida A&M	67	83			

Non-Div I Games:

Norfolk St.

■ Loss,
 ■ Non-Conf,
 ■ S Site,
 ■ Home
 ■ A Away
 N Neutral

North Carolina

Through Games Of Feb. 28, 2016

Average RPI Win:	172	WON-LOST	WINNING	LAST 10	STRENGTH OF	OPP. STRENGTH	TEAM	ADJ.	CONF.	ADJ CONF.
Average RPI Loss:	74	RECORD	PCT. RANK	GAMES	SCHEDULE	OF SCHEDULE	RPI	RPI	RPI	RPI
DIV. I ONLY	14- 17	204	2- 8	39	77	137	137	4	4	
DIV. I NON-CONF.	10- 5	99	0- 0	90	263	131	131	5	5	
TOTALS	RPI 1-25	RPI 26-50	W-L RECORDS	RPI 51-100	RPI 101-150	RPI 150+				
14- 17	1- 4	0- 3	OVERALL	1- 4	4- 4	8- 2				
11- 9	1- 1	0- 2	HOME	1- 2	2- 2	7- 2				
1- 8	0- 3	0- 1	AWAY	0- 2	1- 2	0- 0				
2- 0	0- 0	0- 0	NEUTRAL	0- 0	1- 0	1- 0				
10- 5	0- 1	0- 0	NON-CONFERENCE	1- 1	2- 1	7- 2				
8- 4	0- 0	0- 0	HOME	1- 1	1- 1	6- 2				
0- 1	0- 1	0- 0	AWAY	0- 0	0- 0	0- 0				
2- 0	0- 0	0- 0	NEUTRAL	0- 0	1- 0	1- 0				
4- 12	1- 3	0- 3	CONFERENCE	0- 3	2- 3	1- 0				
3- 5	1- 1	0- 2	HOME	0- 1	1- 1	1- 0				
1- 7	0- 2	0- 1	AWAY	0- 2	1- 2	0- 0				
0- 0	0- 0	0- 0	NEUTRAL	0- 0	0- 0	0- 0				

RPI S	Opponent	Score	RPI S	Opponent	Score	RPI S	Opponent	Score	RPI S	Opponent	Score	Team's RPI: 137
1	A Notre Dame	54 88	34	H Miami (FL)	61 76	51	A Duke	55 71	101	A Virginia	68 72	
13	A Florida St.	63 94	49	A North Carolina St.	49 78	51	H Duke	57 93	103	N Gonzaga	67 62	
14	H Louisville	60 78	49	H North Carolina St.	66 80	69	H Maine	59 58	108	H Virginia Tech	71 67	
16	H Syracuse	77 73				70	H Oregon	77 79	115	A Boston College	86 78	
24	A Oklahoma St.	67 77				73	A Georgia Tech	73 80	117	H Northwestern	72 85	
									119	H Iona	64 52	
									130	H Pittsburgh	60 76	
									132	A Wake Forest	63 75	
									154	N Southern Miss.	69 62	
									161	H Pacific	63 66	
									163	H Yale	70 63	
									188	H Gardner-Webb	65 66	
									208	H USC Upstate	80 40	
									239	H New Hampshire	65 60	
									250	H Clemson	72 56	
									259	H Appalachian St.	68 59	
									294	H Florida A&M	94 58	
									315	H Fairleigh Dickinson	64 46	
LAST 12 Division I GAMES:												
51	H Duke	57 93	115	A Boston College	86 78							
101	A Virginia	68 72	14	H Louisville	60 78							
49	H North Carolina St.	66 80	49	A North Carolina St.	49 78							
130	H Pittsburgh	60 76	51	A Duke	55 71							
13	A Florida St.	63 94	132	A Wake Forest	63 75							
108	H Virginia Tech	71 67	34	H Miami (FL)	61 76							

Non-Div I Games:

North Carolina

■ Loss,
 ■ Non-Conf,
 ■ S Site,
 ■ H Home
 ■ A Away
 N Neutral

Average RPI Win:	144	WON-LOST	WINNING	LAST 10	STRENGTH OF	OPP. STRENGTH	TEAM	ADJ.	CONF.	ADJ CONF.
Average RPI Loss:	45	RECORD	PCT. RANK	GAMES	SCHEDULE	OF SCHEDULE	RPI	RPI	RPI	RPI
DIV. I ONLY	19- 10	82	6- 4	45	43	49	49	4	4	
DIV. I NON-CONF.	9- 4	95	0- 0	85	93	76	76	5	5	
TOTALS	RPI 1-25	RPI 26-50	W-L RECORDS	RPI 51-100	RPI 101-150	RPI 150+				
19- 10	0- 5	1- 2	OVERALL	3- 2	9- 1	6- 0				
11- 4	0- 3	1- 0	HOME	2- 1	4- 0	4- 0				
6- 5	0- 2	0- 1	AWAY	1- 1	4- 1	1- 0				
2- 1	0- 0	0- 1	NEUTRAL	0- 0	1- 0	1- 0				
9- 4	0- 1	1- 1	NON-CONFERENCE	1- 2	2- 0	5- 0				
6- 1	0- 0	1- 0	HOME	1- 1	0- 0	4- 0				
1- 2	0- 1	0- 0	AWAY	0- 1	1- 0	0- 0				
2- 1	0- 0	0- 1	NEUTRAL	0- 0	1- 0	1- 0				
10- 6	0- 4	0- 1	CONFERENCE	2- 0	7- 1	1- 0				
5- 3	0- 3	0- 0	HOME	1- 0	4- 0	0- 0				
5- 3	0- 1	0- 1	AWAY	1- 0	3- 1	1- 0				
0- 0	0- 0	0- 0	NEUTRAL	0- 0	0- 0	0- 0				

RPI 1-25				RPI 26-50				Team's RPI: 49				RPI 51-100				RPI 101+			
RPI	S	Opponent	Score	RPI	S	Opponent	Score	RPI	S	Opponent	Score	RPI	S	Opponent	Score	RPI	S	Opponent	Score
1	A	Notre Dame	46 82	34	A	Miami (FL)	44 73	51	A	Duke	65 62	101	H	Virginia	63 52				
13	H	Florida St.	52 56	36	N	Seton Hall	55 58	73	H	Georgia Tech	65 57	108	A	Virginia Tech	72 61				
14	H	Louisville	90 92	47	H	Villanova	70 64	82	H	Charlotte	72 65	115	H	Boston College	74 63				
16	H	Syracuse	52 55					90	A	Nebraska	67 88	116	A	Liberty	61 53				
18	A	Florida	72 79					93	H	Elon	66 69	130	A	Pittsburgh	78 76				
												132	A	Wake Forest	58 63				
												132	H	Wake Forest	64 47				
												137	A	North Carolina	80 66				
												137	H	North Carolina	78 49				
												148	N	UAB	67 56				
												176	H	Davidson	58 42				
												187	N	Eastern Ky.	73 62				
												200	H	Radford	67 52				
												248	H	High Point	89 48				
												250	A	Clemson	71 57				
												301	H	Western Caro.	86 55				
LAST 12 Division I GAMES:																			
250	A	Clemson	71 57	1	A	Notre Dame	46 82												
13	H	Florida St.	52 56	137	H	North Carolina	78 49												
137	A	North Carolina	80 66	101	H	Virginia	63 52												
16	H	Syracuse	52 55	108	A	Virginia Tech	72 61												
115	H	Boston College	74 63	14	H	Louisville	90 92												
132	A	Wake Forest	58 63	51	A	Duke	65 62												

North Dakota

Through Games Of Feb. 28, 2016

Average RPI Win:	228	WON-LOST	WINNING	LAST 10	STRENGTH OF	OPP. STRENGTH	TEAM	ADJ.	CONF.	ADJ CONF.
Average RPI Loss:	113	RECORD	PCT. RANK	GAMES	SCHEDULE	OF SCHEDULE	RPI	RPI	RPI	RPI
DIV. I ONLY	15- 12	142	9- 1	79	264	112	112	20	20	
DIV. I NON-CONF.	4- 7	222	0- 0	33	204	167	167	23	23	
TOTALS	RPI 1-25	RPI 26-50	W-L RECORDS	RPI 51-100	RPI 101-150	RPI 150+				
15- 12	0- 0	0- 0	OVERALL	0- 6	1- 4	14- 2				
9- 3	0- 0	0- 0	HOME	0- 1	1- 1	8- 1				
6- 8	0- 0	0- 0	AWAY	0- 0	0- 0	6- 0				
0- 1	0- 0	0- 0	NEUTRAL	0- 1	0- 0	0- 0				
4- 7	0- 0	0- 0	NON-CONFERENCE	0- 6	1- 1	3- 0				
4- 1	0- 0	0- 0	HOME	0- 1	1- 0	3- 0				
0- 5	0- 0	0- 0	AWAY	0- 4	0- 1	0- 0				
0- 1	0- 0	0- 0	NEUTRAL	0- 1	0- 0	0- 0				
11- 5	0- 0	0- 0	CONFERENCE	0- 0	0- 3	11- 2				
5- 2	0- 0	0- 0	HOME	0- 0	0- 1	5- 1				
6- 3	0- 0	0- 0	AWAY	0- 0	0- 2	6- 1				
0- 0	0- 0	0- 0	NEUTRAL	0- 0	0- 0	0- 0				

RPI	S	Opponent	Score	RPI	S	Opponent	Score	RPI	S	Opponent	Score	RPI	S	Opponent	Score	Team's RPI: 112
57	H	South Dakota	70	73	106	A	Drake	63	73	107	H	UNI	64	59		
64	A	Iowa	61	83	139	A	Idaho	65	92	139	H	Idaho	59	65		
70	A	Oregon	51	77	141	A	Montana St.	61	69	172	A	Montana	61	59		
75	A	Minnesota	47	57	174	A	Sacramento St.	86	79	182	A	Eastern Wash.	57	60		
89	N	UT Martin	58	84	182	H	Eastern Wash.	72	69	185	A	Northern Colo.	59	58		
98	A	San Francisco	57	74	185	H	Northern Colo.	54	51	196	A	Weber St.	85	78		
					196	H	Weber St.	56	62	231	H	Western Ill.	78	67		
					233	A	Idaho St.	60	57	233	H	Idaho St.	45	42		
					256	H	Omaha	67	52	291	H	Northern Ariz.	63	56		
					318	A	Portland St.	75	62	318	A	Portland St.	75	62		
					323	H	North Dakota St.	71	54	323	H	North Dakota St.	71	54		
					328	H	Southern Utah	68	56	328	H	Southern Utah	68	56		
LAST 12 Division I GAMES:																
174	A	Sacramento St.	86	79	233	A	Idaho St.	60	57							
318	A	Portland St.	75	62	185	H	Northern Colo.	54	51							
185	A	Northern Colo.	59	58	328	H	Southern Utah	68	56							
139	H	Idaho	59	65	291	H	Northern Ariz.	63	56							
182	H	Eastern Wash.	72	69	172	A	Montana	61	59							
196	A	Weber St.	85	78	141	A	Montana St.	61	69							

Non-Div I Games:

North Dakota

■ Loss,
 ■ Non-Conf,
 ■ S Site,
 ■ Home
 ■ Away
 N Neutral

Average RPI Win:	305	WON-LOST	WINNING	LAST 10	STRENGTH OF	OPP. STRENGTH	TEAM	ADJ.	CONF.	ADJ CONF.
Average RPI Loss:	175	RECORD	PCT. RANK	GAMES	SCHEDULE	OF SCHEDULE	RPI	RPI	RPI	RPI
DIV. I ONLY	5- 22	312	2- 8	243	269	323	323	18	18	
DIV. I NON-CONF.	3- 8	258	0- 0	270	341	303	303	19	19	
TOTALS	RPI 1-25	RPI 26-50	W-L RECORDS	RPI 51-100	RPI 101-150	RPI 150+				
5- 22	0- 0	0- 0	OVERALL	0- 6	0- 5	5- 11				
3- 9	0- 0	0- 0	HOME	0- 4	0- 2	3- 3				
1- 11	0- 0	0- 0	AWAY	0- 2	0- 3	1- 6				
1- 2	0- 0	0- 0	NEUTRAL	0- 0	0- 0	1- 2				
3- 8	0- 0	0- 0	NON-CONFERENCE	0- 2	0- 1	3- 5				
1- 3	0- 0	0- 0	HOME	0- 2	0- 0	1- 1				
1- 3	0- 0	0- 0	AWAY	0- 0	0- 1	1- 2				
1- 2	0- 0	0- 0	NEUTRAL	0- 0	0- 0	1- 2				
2- 14	0- 0	0- 0	CONFERENCE	0- 4	0- 4	2- 6				
2- 6	0- 0	0- 0	HOME	0- 2	0- 2	2- 2				
0- 8	0- 0	0- 0	AWAY	0- 2	0- 2	0- 4				
0- 0	0- 0	0- 0	NEUTRAL	0- 0	0- 0	0- 0				

RPI 1-25				RPI 26-50				RPI 51-100				RPI 101+				Team's RPI: 323	
RPI	S	Opponent	Score	RPI	S	Opponent	Score	RPI	S	Opponent	Score	RPI	S	Opponent	Score		
								57	A	South Dakota	54	80	112	A	North Dakota	54	71
								57	H	South Dakota	94	96	114	A	IUPUI	44	67
								60	A	South Dakota St.	47	81	114	H	IUPUI	63	64
								60	H	South Dakota St.	63	81	145	A	Oral Roberts	58	59
								69	H	Maine	51	82	145	H	Oral Roberts	42	52
								97	H	New Mexico St.	69	79	167	N	Delaware	50	62
													215	N	N.C. A&T	64	72
													231	A	Western Ill.	89	100
													231	H	Western Ill.	82	94
													242	H	Grand Canyon	67	76
													247	A	San Diego St.	54	64
													256	A	Omaha	52	77
													256	H	Omaha	74	67
													273	N	Prairie View	79	58
													303	A	Denver	53	64
													303	H	Denver	45	55
													313	A	IPFW	69	85
													313	H	IPFW	94	85
													321	A	Kent St.	54	75
													336	H	Cal St. Fullerton	79	64
													345	A	NJIT	64	59
LAST 12 Division I GAMES:																	
313	A	IPFW	69	85	145	A	Oral Roberts	58	59								
231	A	Western Ill.	89	100	57	A	South Dakota	54	80								
303	H	Denver	45	55	313	H	IPFW	94	85								
256	H	Omaha	74	67	231	H	Western Ill.	82	94								
114	H	IUPUI	63	64	114	A	IUPUI	44	67								
60	A	South Dakota St.	47	81	57	H	South Dakota	94	96								

Non-Div I Games: Valley City St. 85 77 St. Mary (NE) 88 68

North Dakota St.

Loss, Non-Conf, S Site, H Home A Away N Neutral

North Florida

Through Games Of Feb. 28, 2016

Average RPI Win: 322	WON-LOST	WINNING	LAST 10	STRENGTH OF	OPP. STRENGTH	TEAM	ADJ.	CONF.	ADJ CONF.
Average RPI Loss: 186	RECORD	PCT. RANK	GAMES	SCHEDULE	OF SCHEDULE	RPI	RPI	RPI	RPI
DIV. I ONLY	5- 21	311	1- 9	258	305	324	324	29	29
DIV. I NON-CONF.	2- 10	304	0- 0	234	290	310	310	28	28
TOTALS	RPI 1-25	RPI 26-50	W-L RECORDS	RPI 51-100	RPI 101-150	RPI 150+			
5- 21	0- 1	0- 0	OVERALL	0- 4	0- 4	5- 12			
3- 10	0- 0	0- 0	HOME	0- 2	0- 1	3- 7			
2- 11	0- 1	0- 0	AWAY	0- 2	0- 3	2- 5			
0- 0	0- 0	0- 0	NEUTRAL	0- 0	0- 0	0- 0			
2- 10	0- 1	0- 0	NON-CONFERENCE	0- 2	0- 2	2- 5			
1- 5	0- 0	0- 0	HOME	0- 1	0- 0	1- 4			
1- 5	0- 1	0- 0	AWAY	0- 1	0- 2	1- 1			
0- 0	0- 0	0- 0	NEUTRAL	0- 0	0- 0	0- 0			
3- 11	0- 0	0- 0	CONFERENCE	0- 2	0- 2	3- 7			
2- 5	0- 0	0- 0	HOME	0- 1	0- 1	2- 3			
1- 6	0- 0	0- 0	AWAY	0- 1	0- 1	1- 4			
0- 0	0- 0	0- 0	NEUTRAL	0- 0	0- 0	0- 0			

RPI 1-25				RPI 26-50				RPI 51-100				RPI 101+ Team's RPI: 324			
RPI	S	Opponent	Score	RPI	S	Opponent	Score	RPI	S	Opponent	Score	RPI	S	Opponent	Score
13	A	Florida St.	28 80					59	H	Purdue	47 70	111	A	Mercer	54 68
								61	A	FGCU	50 75	144	A	Alabama	47 69
								61	H	FGCU	38 65	146	A	Jacksonville	51 65
								90	A	Nebraska	46 91	146	H	Jacksonville	39 73
												192	A	Stetson	61 81
												192	H	Stetson	56 67
												208	A	USC Upstate	54 69
												208	H	USC Upstate	61 75
												262	H	UNCW	47 63
												264	H	Bethune-Cookman	49 53
												268	H	Campbell	55 66
												269	A	Georgia St.	63 76
												289	A	Kennesaw St.	54 76
												289	H	Kennesaw St.	55 70
												293	H	Towson	74 72
												296	A	UMKC	62 55
												308	H	South Carolina St.	48 53
												332	A	Lipscomb	71 78
												332	H	Lipscomb	78 70
												345	A	NJIT	68 51
												345	H	NJIT	72 49
LAST 12 Division I GAMES:															
146	A	Jacksonville	51 65	61	A	FGCU	50 75								
345	H	NJIT	72 49	192	A	Stetson	61 81								
208	H	USC Upstate	61 75	61	H	FGCU	38 65								
289	A	Kennesaw St.	54 76	208	A	USC Upstate	54 69								
332	A	Lipscomb	71 78	345	A	NJIT	68 51								
192	H	Stetson	56 67	332	H	Lipscomb	78 70								

Non-Div I Games: Warner 60 51 Webber Int'l 60 **72** Trinity Baptist 97 30 North Florida

North Texas

Through Games Of Feb. 28, 2016

Average RPI Win:	196	WON-LOST	WINNING	LAST 10	STRENGTH OF	OPP. STRENGTH	TEAM	ADJ.	CONF.	ADJ CONF.
Average RPI Loss:	139	RECORD	PCT. RANK	GAMES	SCHEDULE	OF SCHEDULE	RPI	RPI	RPI	RPI
DIV. I ONLY	10- 16	241	3- 7	191	119	236	236	12	12	
DIV. I NON-CONF.	5- 5	160	0- 0	225	155	188	188	11	11	
TOTALS	RPI 1-25	RPI 26-50	W-L RECORDS	RPI 51-100	RPI 101-150	RPI 150+				
10- 16	0- 1	1- 1	OVERALL	0- 3	2- 2	7- 9				
5- 9	0- 1	0- 0	HOME	0- 3	2- 1	3- 4				
5- 7	0- 0	1- 1	AWAY	0- 0	0- 1	4- 5				
0- 0	0- 0	0- 0	NEUTRAL	0- 0	0- 0	0- 0				
5- 5	0- 0	1- 0	NON-CONFERENCE	0- 1	1- 2	3- 2				
2- 3	0- 0	0- 0	HOME	0- 1	1- 1	1- 1				
3- 2	0- 0	1- 0	AWAY	0- 0	0- 1	2- 1				
0- 0	0- 0	0- 0	NEUTRAL	0- 0	0- 0	0- 0				
5- 11	0- 1	0- 1	CONFERENCE	0- 2	1- 0	4- 7				
3- 6	0- 1	0- 0	HOME	0- 2	1- 0	2- 3				
2- 5	0- 0	0- 1	AWAY	0- 0	0- 0	2- 4				
0- 0	0- 0	0- 0	NEUTRAL	0- 0	0- 0	0- 0				

RPI 1-25				RPI 26-50				RPI 51-100				RPI 101+ Team's RPI: 236			
RPI	S	Opponent	Score	RPI	S	Opponent	Score	RPI	S	Opponent	Score	RPI	S	Opponent	Score
22	H	UTEP	67 75	33	A	Oklahoma	61 57	62	H	Middle Tenn.	52 76	114	H	IUPUI	68 67
				42	A	Western Ky.	53 65	82	H	Charlotte	70 82	119	A	Iona	51 62
								98	H	San Francisco	61 69	125	H	Arizona	44 51
												148	H	UAB	53 51
												152	A	Marshall	71 63
												154	A	Southern Miss.	38 57
												154	H	Southern Miss.	57 55
												155	H	Old Dominion	48 65
												171	A	Louisiana Tech	71 77
												171	H	Louisiana Tech	67 78
												179	H	SMU	60 57
												180	A	Fla. Atlantic	61 71
												196	H	Weber St.	38 45
												212	A	Texas St.	62 64
												221	A	Rice	97 100
												221	H	Rice	73 79
												260	H	UTSA	68 58
												276	A	La Salle	69 63
												309	A	FIU	58 40
												333	A	Incarinate Word	62 55
LAST 12 Division I GAMES:															
154	H	Southern Miss.	57 55	171	A	Louisiana Tech	71 77								
171	H	Louisiana Tech	67 78	154	A	Southern Miss.	38 57								
180	A	Fla. Atlantic	61 71	221	H	Rice	73 79								
309	A	FIU	58 40	148	H	UAB	53 51								
82	H	Charlotte	70 82	62	H	Middle Tenn.	52 76								
155	H	Old Dominion	48 65	42	A	Western Ky.	53 65								

Non-Div I Games:

North Texas

■ Loss,
 ■ Non-Conf, S Site,
 ■ Home
 ■ Away
 N Neutral

Non-Conference				Through Games Of Feb. 15, 1910						
Average RPI Win:	213	WON-LOST	WINNING	LAST 10	STRENGTH OF	OPP. STRENGTH	TEAM	ADJ.	CONF.	ADJ CONF.
Average RPI Loss:	112	RECORD	PCT. RANK	GAMES	SCHEDULE	OF SCHEDULE	RPI	RPI	RPI	RPI
DIV. I ONLY	14- 14	166	7- 3	136	143	158	158	13	13	
DIV. I NON-CONF.	5- 6	180	0- 0	116	205	177	177	10	10	
TOTALS	RPI 1-25	RPI 26-50	W-L RECORDS	RPI 51-100	RPI 101-150	RPI 150+				
14- 14	0- 1	0- 3	OVERALL	3- 4	0- 2	11- 4				
6- 8	0- 1	0- 1	HOME	1- 3	0- 1	5- 2				
8- 4	0- 0	0- 1	AWAY	2- 1	0- 0	6- 2				
0- 2	0- 0	0- 1	NEUTRAL	0- 0	0- 1	0- 0				
5- 6	0- 1	0- 1	NON-CONFERENCE	1- 1	0- 2	4- 1				
2- 4	0- 1	0- 0	HOME	1- 1	0- 1	1- 1				
3- 0	0- 0	0- 0	AWAY	0- 0	0- 0	3- 0				
0- 2	0- 0	0- 1	NEUTRAL	0- 0	0- 1	0- 0				
9- 8	0- 0	0- 2	CONFERENCE	2- 3	0- 0	7- 3				
4- 4	0- 0	0- 1	HOME	0- 2	0- 0	4- 1				
5- 4	0- 0	0- 1	AWAY	2- 1	0- 0	3- 2				
0- 0	0- 0	0- 0	NEUTRAL	0- 0	0- 0	0- 0				

RPI 1-25				RPI 26-50				RPI 51-100				RPI 101+				Team's RPI: 158	
RPI	S	Opponent	Score	RPI	S	Opponent	Score	RPI	S	Opponent	Score	RPI	S	Opponent	Score		
20	H	Michigan St.	51 77	37	A	James Madison	62 85	69	H	Maine	56 44	115	H	Boston College	45 71		
				37	H	James Madison	52 61	76	A	Hofstra	50 75	126	N	Fresno St.	55 69		
				41	N	Missouri	56 69	78	A	Drexel	73 65	167	A	Delaware	52 59		
								78	H	Drexel	49 53	167	H	Delaware	57 54		
								83	H	Quinnipiac	60 71	198	A	William & Mary	62 69		
								93	A	Elon	67 61	198	H	William & Mary	69 68		
								93	H	Elon	54 56	207	H	Canisius	57 68		
												227	A	Siena	70 67		
												229	A	Col. of Charleston	52 49		
												229	H	Col. of Charleston	78 66		
												239	A	New Hampshire	66 54		
												262	A	UNCW	72 66		
												262	H	UNCW	69 52		
												287	H	UMES	60 49		
												293	A	Towson	81 63		
												293	H	Towson	71 72		
												344	A	Boston U.	77 44		
LAST 12 Division I GAMES:																	
				293	A	Towson	81 63	37	H	James Madison	52 61						
				229	H	Col. of Charleston	78 66	229	A	Col. of Charleston	52 49						
				262	H	UNCW	69 52	198	A	William & Mary	62 69						
				167	H	Delaware	57 54	93	H	Elon	54 56						
				93	A	Elon	67 61	78	H	Drexel	49 53						
				262	A	UNCW	72 66	76	A	Hofstra	50 75						

Non-Div I Games:

Northeastern

■ Loss, ■ Non-Conf, S Site, H Home A Away N Neutral

Average RPI Win:	297	WON-LOST	WINNING	LAST 10	STRENGTH OF	OPP. STRENGTH	TEAM	ADJ.	CONF.	ADJ CONF.
Average RPI Loss:	156	RECORD	PCT. RANK	GAMES	SCHEDULE	OF SCHEDULE	RPI	RPI	RPI	RPI
DIV. I ONLY	4- 21	322	1- 9	91	314	291	291	20	20	
DIV. I NON-CONF.	2- 7	280	0- 0	114	210	227	227	23	23	
TOTALS	RPI 1-25	RPI 26-50	W-L RECORDS	RPI 51-100	RPI 101-150	RPI 150+				
4- 21	0- 1	0- 0	OVERALL	0- 2	0- 8	4- 10				
3- 6	0- 0	0- 0	HOME	0- 0	0- 3	3- 3				
1- 14	0- 1	0- 0	AWAY	0- 2	0- 4	1- 7				
0- 1	0- 0	0- 0	NEUTRAL	0- 0	0- 1	0- 0				
2- 7	0- 1	0- 0	NON-CONFERENCE	0- 2	0- 3	2- 1				
1- 1	0- 0	0- 0	HOME	0- 0	0- 1	1- 0				
1- 5	0- 1	0- 0	AWAY	0- 2	0- 1	1- 1				
0- 1	0- 0	0- 0	NEUTRAL	0- 0	0- 1	0- 0				
2- 14	0- 0	0- 0	CONFERENCE	0- 0	0- 5	2- 9				
2- 5	0- 0	0- 0	HOME	0- 0	0- 2	2- 3				
0- 9	0- 0	0- 0	AWAY	0- 0	0- 3	0- 6				
0- 0	0- 0	0- 0	NEUTRAL	0- 0	0- 0	0- 0				

RPI 1-25				RPI 26-50				RPI 51-100				RPI 101+ Team's RPI: 291			
RPI	S	Opponent	Score	RPI	S	Opponent	Score	RPI	S	Opponent	Score	RPI	S	Opponent	Score
22	A	UTEP	66 77					90	A	Nebraska	67 90	110	A	Iowa St.	63 79
								97	A	New Mexico St.	53 87	112	A	North Dakota	56 63
												123	H	Hawaii	52 61
												135	N	Long Beach St.	48 69
												139	A	Idaho	59 76
												139	H	Idaho	51 72
												141	A	Montana St.	77 86
												141	H	Montana St.	72 83
												172	A	Montana	58 81
												172	H	Montana	57 61
												182	A	Eastern Wash.	65 72
												182	H	Eastern Wash.	71 81
												185	A	Northern Colo.	55 79
												189	A	Colorado	66 90
												196	A	Weber St.	88 95
												196	H	Weber St.	56 76
												233	A	Idaho St.	61 71
												233	H	Idaho St.	63 62
												286	H	Lamar	75 63
												328	A	Southern Utah	68 73
												328	H	Southern Utah	57 48
												339	A	UC Irvine	71 55
LAST 12 Division I GAMES:															
328	A	Southern Utah	68 73	182	A	Eastern Wash.	65 72	233	H	Idaho St.	63 62				
196	A	Weber St.	88 95	196	H	Weber St.	56 76	185	A	Northern Colo.	55 79				
233	A	Idaho St.	61 71	112	A	North Dakota	56 63	182	H	Eastern Wash.	71 81				
172	H	Montana	57 61												
141	H	Montana St.	72 83												
139	A	Idaho	59 76												

Non-Div I Games: N.M. Highlands 91 43 Dixie St. 68 66

Northern Ariz.

Loss, Non-Conf, S Site, H Home A Away N Neutral

Average RPI Win: 239	WON-LOST	WINNING	LAST 10	STRENGTH OF	OPP. STRENGTH	TEAM	ADJ.	CONF.	ADJ CONF.
Average RPI Loss: 143	RECORD	PCT. RANK	GAMES	SCHEDULE	OF SCHEDULE	RPI	RPI	RPI	RPI
DIV. I ONLY	11- 14	211	5- 5	146	234	185	185	20	20
DIV. I NON-CONF.	4- 5	193	0- 0	168	111	169	169	23	23
TOTALS	RPI 1-25	RPI 26-50	W-L RECORDS	RPI 51-100	RPI 101-150	RPI 150+			
11- 14	0- 0	0- 2	OVERALL	0- 1	2- 4	9- 7			
6- 4	0- 0	0- 2	HOME	0- 0	1- 1	5- 1			
3- 10	0- 0	0- 0	AWAY	0- 1	0- 3	3- 6			
2- 0	0- 0	0- 0	NEUTRAL	0- 0	1- 0	1- 0			
4- 5	0- 0	0- 2	NON-CONFERENCE	0- 1	1- 0	3- 2			
1- 2	0- 0	0- 2	HOME	0- 0	0- 0	1- 0			
1- 3	0- 0	0- 0	AWAY	0- 1	0- 0	1- 2			
2- 0	0- 0	0- 0	NEUTRAL	0- 0	1- 0	1- 0			
7- 9	0- 0	0- 0	CONFERENCE	0- 0	1- 4	6- 5			
5- 2	0- 0	0- 0	HOME	0- 0	1- 1	4- 1			
2- 7	0- 0	0- 0	AWAY	0- 0	0- 3	2- 4			
0- 0	0- 0	0- 0	NEUTRAL	0- 0	0- 0	0- 0			

RPI S	Opponent	Score	RPI S	Opponent	Score	RPI S	Opponent	Score	RPI S	Opponent	Score	Team's RPI: 185
45	H Colorado St.	46 62	60	A South Dakota St.	62 66	112	A North Dakota	51 54				
50	H St. Mary's (CA)	52 65				112	H North Dakota	58 59				
						124	N Akron	78 65				
						139	A Idaho	56 66				
						139	H Idaho	70 68				
						141	A Montana St.	58 66				
						172	A Montana	46 58				
						174	A Sacramento St.	72 83				
						182	A Eastern Wash.	55 59				
						182	H Eastern Wash.	57 66				
						189	A Colorado	41 63				
						196	A Weber St.	79 82				
						196	H Weber St.	65 63				
						218	H Utah St.	74 60				
						233	A Idaho St.	61 59				
						233	H Idaho St.	48 47				
						242	A Grand Canyon	59 69				
						244	N Valparaiso	77 63				
						291	H Northern Ariz.	79 55				
						303	A Denver	60 51				
						318	A Portland St.	70 59				
						328	H Southern Utah	64 44				
LAST 12 Division I GAMES:												
318	A Portland St.	70 59	196	A Weber St.	79 82							
174	A Sacramento St.	72 83	112	A North Dakota	51 54							
112	H North Dakota	58 59	291	H Northern Ariz.	79 55							
182	H Eastern Wash.	57 66	328	H Southern Utah	64 44							
139	H Idaho	70 68	141	A Montana St.	58 66							
233	A Idaho St.	61 59	172	A Montana	46 58							

Non-Div I Games: Western St. 101 48

Northern Colo.

Average RPI Win:	240	WON-LOST	WINNING	LAST 10	STRENGTH OF	OPP. STRENGTH	TEAM	ADJ.	CONF.	ADJ CONF.
Average RPI Loss:	139	RECORD	PCT. RANK	GAMES	SCHEDULE	OF SCHEDULE	RPI	RPI	RPI	RPI
DIV. I ONLY	10- 16	241	3- 5	250	153	252	252	11	11	
DIV. I NON-CONF.	6- 4	125	1- 0	348	259	249	249	13	13	
TOTALS	RPI 1-25	RPI 26-50	W-L RECORDS	RPI 51-100	RPI 101-150	RPI 150+				
10- 16	0- 0	0- 2	OVERALL	0- 5	4- 4	6- 5				
5- 6	0- 0	0- 1	HOME	0- 3	2- 1	3- 1				
3- 9	0- 0	0- 1	AWAY	0- 2	2- 3	1- 3				
2- 1	0- 0	0- 0	NEUTRAL	0- 0	0- 0	2- 1				
6- 4	0- 0	0- 0	NON-CONFERENCE	0- 0	1- 2	5- 2				
3- 0	0- 0	0- 0	HOME	0- 0	1- 0	2- 0				
1- 3	0- 0	0- 0	AWAY	0- 0	0- 2	1- 1				
2- 1	0- 0	0- 0	NEUTRAL	0- 0	0- 0	2- 1				
4- 12	0- 0	0- 2	CONFERENCE	0- 5	3- 2	1- 3				
2- 6	0- 0	0- 1	HOME	0- 3	1- 1	1- 1				
2- 6	0- 0	0- 1	AWAY	0- 2	2- 1	0- 2				
0- 0	0- 0	0- 0	NEUTRAL	0- 0	0- 0	0- 0				

RPI S	Opponent	Score	RPI S	Opponent	Score	RPI S	Opponent	Score	RPI S	Opponent	Score	Team's RPI: 252
44	A Ohio	70 95	44	H Ohio	47 72	63	H Ball St.	57 73	104	A Toledo	59 66	
						74	A Central Mich.	63 95	104	H Toledo	83 89	
						74	H Central Mich.	67 73	106	H Drake	87 73	
						86	A Eastern Mich.	60 84	121	H Buffalo	76 74	
						86	H Eastern Mich.	80 87	124	A Akron	65 58	
									138	A Western Mich.	80 70	
									147	A SIUE	67 93	
									150	A Milwaukee	58 73	
									177	A Wisconsin	62 89	
									225	N Kansas	58 66	
									257	H Bowling Green	43 58	
									274	A Miami (OH)	60 66	
									274	H Miami (OH)	92 73	
									300	H Bradley	68 64	
									321	A Kent St.	85 95	
									322	N Illinois St.	68 59	
									336	N Cal St. Fullerton	72 49	
									338	H Eastern Ill.	79 63	
									340	A Chicago St.	68 50	
LAST 12 Division I GAMES:												
336	N Cal St. Fullerton	72 49	274	H Miami (OH)	92 73							
104	H Toledo	83 89	44	A Ohio	70 95							
138	A Western Mich.	80 70	121	H Buffalo	76 74							
86	A Eastern Mich.	60 84	321	A Kent St.	85 95							
63	H Ball St.	57 73	44	H Ohio	47 72							
74	H Central Mich.	67 73	257	H Bowling Green	43 58							

Non-Div I Games: Wis. Lutheran 69 42

Northern Ill.

Loss, Non-Conf, S Site, H Home A Away N Neutral

Average RPI Win:	219	WON-LOST	WINNING	LAST 10	STRENGTH OF	OPP. STRENGTH	TEAM	ADJ.	CONF.	ADJ CONF.
Average RPI Loss:	118	RECORD	PCT. RANK	GAMES	SCHEDULE	OF SCHEDULE	RPI	RPI	RPI	RPI
DIV. I ONLY	14- 11	138	6- 4	154	152	140	140	14	14	
DIV. I NON-CONF.	6- 3	99	0- 0	264	134	165	165	16	16	
TOTALS	RPI 1-25	RPI 26-50	W-L RECORDS	RPI 51-100	RPI 101-150	RPI 150+				
14- 11	0- 3	0- 0	OVERALL	1- 0	2- 6	11- 2				
7- 6	0- 2	0- 0	HOME	1- 0	1- 3	5- 1				
7- 5	0- 1	0- 0	AWAY	0- 0	1- 3	6- 1				
0- 0	0- 0	0- 0	NEUTRAL	0- 0	0- 0	0- 0				
6- 3	0- 1	0- 0	NON-CONFERENCE	1- 0	0- 1	5- 1				
4- 2	0- 1	0- 0	HOME	1- 0	0- 1	3- 0				
2- 1	0- 0	0- 0	AWAY	0- 0	0- 0	2- 1				
0- 0	0- 0	0- 0	NEUTRAL	0- 0	0- 0	0- 0				
8- 8	0- 2	0- 0	CONFERENCE	0- 0	2- 5	6- 1				
3- 4	0- 1	0- 0	HOME	0- 0	1- 2	2- 1				
5- 4	0- 1	0- 0	AWAY	0- 0	1- 3	4- 0				
0- 0	0- 0	0- 0	NEUTRAL	0- 0	0- 0	0- 0				

RPI 1-25					RPI 26-50					RPI 51-100					RPI 101+ Team's RPI: 140				
RPI	S	Opponent	Score		RPI	S	Opponent	Score		RPI	S	Opponent	Score		RPI	S	Opponent	Score	
12	H	Kentucky	65	84						95	H	Marquette	83	78	105	A	Wright St.	61 66	
21	A	Green Bay	40	52											105	H	Wright St.	65 76	
21	H	Green Bay	73	81											124	H	Akron	75 77	
															129	A	Youngstown St.	88 77	
															149	A	Detroit	65 66	
															149	H	Detroit	81 60	
															150	A	Milwaukee	71 78	
															150	H	Milwaukee	60 86	
															210	A	Robert Morris	72 70	
															213	A	Oakland	75 71	
															213	H	Oakland	80 64	
															217	H	Indiana St.	73 67	
															222	A	Cincinnati	68 71	
															232	A	Ill.-Chicago	72 61	
															232	H	Ill.-Chicago	55 53	
															244	A	Valparaiso	68 50	
															244	H	Valparaiso	60 61	
															272	A	Cleveland St.	83 51	
															274	A	Miami (OH)	71 57	
															278	H	Tennessee Tech	88 62	
															313	H	IPFW	77 64	
LAST 12 Division I GAMES:																			
					21	A	Green Bay	40	52			232	A	Ill.-Chicago	72	61			
					150	A	Milwaukee	71	78			129	A	Youngstown St.	88	77			
					213	H	Oakland	80	64			272	A	Cleveland St.	83	51			
					149	H	Detroit	81	60			150	H	Milwaukee	60	86			
					105	H	Wright St.	65	76			21	H	Green Bay	73	81			
					244	A	Valparaiso	68	50			149	A	Detroit	65	66			

Non-Div I Games: West Virginia St. 92 47 Ind.-Kokomo 104 33

Northern Ky.

Loss, Non-Conf, S Site, H Home A Away N Neutral

Northwestern

Through Games Of Feb. 28, 2016

Average RPI Win:	179	WON-LOST	WINNING	LAST 10	STRENGTH OF	OPP. STRENGTH	TEAM	ADJ.	CONF.	ADJ CONF.
Average RPI Loss:	56	RECORD	PCT. RANK	GAMES	SCHEDULE	OF SCHEDULE	RPI	RPI	RPI	RPI
DIV. I ONLY	15- 15	166	2- 8	72	61	117	117	5	5	
DIV. I NON-CONF.	11- 1	16	0- 0	229	248	69	69	4	4	
TOTALS	RPI 1-25	RPI 26-50	W-L RECORDS	RPI 51-100	RPI 101-150	RPI 150+				
15- 15	1- 5	0- 1	OVERALL	1- 7	4- 2	9- 0				
8- 8	1- 2	0- 1	HOME	1- 4	2- 1	4- 0				
4- 7	0- 0	0- 0	AWAY	0- 0	1- 1	3- 0				
3- 0	0- 0	0- 0	NEUTRAL	0- 0	1- 0	2- 0				
11- 1	0- 1	0- 0	NON-CONFERENCE	0- 0	4- 0	7- 0				
6- 1	0- 1	0- 0	HOME	0- 0	2- 0	4- 0				
2- 0	0- 0	0- 0	AWAY	0- 0	1- 0	1- 0				
3- 0	0- 0	0- 0	NEUTRAL	0- 0	1- 0	2- 0				
4- 14	1- 4	0- 1	CONFERENCE	1- 7	0- 2	2- 0				
2- 7	1- 1	0- 1	HOME	1- 4	0- 1	0- 0				
2- 7	0- 3	0- 0	AWAY	0- 3	0- 1	2- 0				
0- 0	0- 0	0- 0	NEUTRAL	0- 0	0- 0	0- 0				

RPI 1-25				RPI 26-50				RPI 51-100				RPI 101+ Team's RPI: 117			
RPI	S	Opponent	Score	RPI	S	Opponent	Score	RPI	S	Opponent	Score	RPI	S	Opponent	Score
5	A	Ohio St.	73 76	40	H	Indiana	84 91	53	A	Rutgers	59 61	127	A	Penn St.	72 79
5	H	Ohio St.	86 82					59	H	Purdue	71 85	127	H	Penn St.	54 73
11	A	Maryland	62 80					64	H	Iowa	64 79	131	N	Creighton	75 52
11	H	Maryland	70 79					68	H	Michigan	65 70	137	A	North Carolina	85 72
19	H	DePaul	64 77					75	A	Minnesota	92 95	138	H	Western Mich.	86 62
20	A	Michigan St.	51 74					75	H	Minnesota	106 112	150	H	Milwaukee	69 44
								90	A	Nebraska	67 76	162	N	East Carolina	78 75
								90	H	Nebraska	85 62	164	A	Illinois	69 59
												175	A	Loyola Chicago	81 72
												177	A	Wisconsin	71 53
												182	N	Eastern Wash.	74 70
												233	H	Idaho St.	72 36
												296	H	UMKC	80 38
												312	H	Alcorn	91 47
												334	H	Howard	89 49
LAST 12 Division I GAMES:															
90	A	Nebraska	67 76	75	H	Minnesota	106 112								
68	H	Michigan	65 70	164	A	Illinois	69 59								
177	A	Wisconsin	71 53	64	H	Iowa	64 79								
127	H	Penn St.	54 73	5	A	Ohio St.	73 76								
11	H	Maryland	70 79	40	H	Indiana	84 91								
53	A	Rutgers	59 61	75	A	Minnesota	92 95								

Non-Div I Games:

Northwestern

■ Loss,
■ Non-Conf, S Site,
■ Home
■ Away
N Neutral

Average RPI Win:	262	WON-LOST	WINNING	LAST 10	STRENGTH OF	OPP. STRENGTH	TEAM	ADJ.	CONF.	ADJ CONF.
Average RPI Loss:	127	RECORD	PCT. RANK	GAMES	SCHEDULE	OF SCHEDULE	RPI	RPI	RPI	RPI
DIV. I ONLY	13- 10	136	6- 4	114	312	122	122	26	26	
DIV. I NON-CONF.	2- 5	253	0- 0	3	277	120	120	26	26	
TOTALS	RPI 1-25	RPI 26-50	W-L RECORDS	RPI 51-100	RPI 101-150	RPI 150+				
13- 10	0- 2	0- 0	OVERALL	0- 2	1- 2	12- 4				
9- 1	0- 0	0- 0	HOME	0- 0	0- 1	9- 0				
4- 8	0- 1	0- 0	AWAY	0- 0	1- 0	3- 0				
0- 1	0- 0	0- 0	NEUTRAL	0- 0	0- 1	0- 0				
2- 5	0- 2	0- 0	NON-CONFERENCE	0- 1	0- 1	2- 1				
2- 0	0- 0	0- 0	HOME	0- 0	0- 0	2- 0				
0- 4	0- 2	0- 0	AWAY	0- 1	0- 0	0- 1				
0- 1	0- 0	0- 0	NEUTRAL	0- 0	0- 1	0- 0				
11- 5	0- 0	0- 0	CONFERENCE	0- 1	1- 1	10- 3				
7- 1	0- 0	0- 0	HOME	0- 0	0- 1	7- 0				
4- 4	0- 0	0- 0	AWAY	0- 1	1- 0	3- 3				
0- 0	0- 0	0- 0	NEUTRAL	0- 0	0- 0	0- 0				

RPI	S	Opponent	Score
2	A	Baylor	44 86
6	A	Texas	33 86

RPI	S	Opponent	Score

RPI	S	Opponent	Score
71	A	Abilene Christian	46 67
97	A	New Mexico St.	54 65

RPI	S	Opponent	Score	Team's RPI: 122
113	A	Central Ark.	60 56	
113	H	Central Ark.	49 74	
135	N	Long Beach St.	59 60	
153	A	McNeese St.	74 78	
153	H	McNeese St.	85 64	
179	A	SMU	36 74	
180	H	Grambling	71 62	
202	A	Stephen F. Austin	52 68	
225	H	Sam Houston St.	69 49	
246	H	Houston Baptist	55 44	
286	A	Lamar	73 51	
304	H	Jackson St.	59 54	
306	A	Southeastern La.	73 58	
306	H	Southeastern La.	82 62	
311	A	Nicholls St.	61 70	
311	H	Nicholls St.	66 62	
314	H	A&M-Corpus Christi	60 43	
330	H	New Orleans	70 53	
333	A	Incarinate Word	53 48	

LAST 12 Division I GAMES:

306	A	Southeastern La.	73 58	306	H	Southeastern La.	82 62
330	H	New Orleans	70 53	113	H	Central Ark.	49 74
311	H	Nicholls St.	66 62	153	A	McNeese St.	74 78
153	H	McNeese St.	85 64	311	A	Nicholls St.	61 70
113	A	Central Ark.	60 56	286	A	Lamar	73 51
202	A	Stephen F. Austin	52 68	314	H	A&M-Corpus Christi	60 43

Non-Div I Games: LeTourneau 73 44 Xavier (LA) 73 57 LSU-Alexandria 94 65 Central Baptist 86 56 Northwestern St.

Average RPI Win:	88	WON-LOST	WINNING	LAST 10	STRENGTH OF	OPP. STRENGTH	TEAM	ADJ.	CONF.	ADJ CONF.
Average RPI Loss:	3	RECORD	PCT. RANK	GAMES	SCHEDULE	OF SCHEDULE	RPI	RPI	RPI	RPI
DIV. I ONLY	28- 1	3	10- 0	4	8	1	1	4	4	
DIV. I NON-CONF.	12- 1	9	1- 0	7	2	2	2	5	5	
TOTALS	RPI 1-25	RPI 26-50	W-L RECORDS	RPI 51-100	RPI 101-150	RPI 150+				
28- 1	8- 1	2- 0	OVERALL	7- 0	8- 0	3- 0				
14- 0	5- 0	2- 0	HOME	2- 0	4- 0	1- 0				
12- 1	2- 1	0- 0	AWAY	5- 0	4- 0	1- 0				
2- 0	1- 0	0- 0	NEUTRAL	0- 0	0- 0	1- 0				
12- 1	5- 1	0- 0	NON-CONFERENCE	4- 0	1- 0	2- 0				
6- 0	4- 0	0- 0	HOME	1- 0	1- 0	0- 0				
4- 1	0- 1	0- 0	AWAY	3- 0	0- 0	1- 0				
2- 0	1- 0	0- 0	NEUTRAL	0- 0	0- 0	1- 0				
16- 0	3- 0	2- 0	CONFERENCE	3- 0	7- 0	1- 0				
8- 0	1- 0	2- 0	HOME	1- 0	3- 0	1- 0				
8- 0	2- 0	0- 0	AWAY	2- 0	4- 0	0- 0				
0- 0	0- 0	0- 0	NEUTRAL	0- 0	0- 0	0- 0				

RPI	S	Opponent	Score	RPI	S	Opponent	Score	RPI	S	Opponent	Score	RPI	S	Opponent	Score
3	A	UConn	81 91	34	H	Miami (FL)	90 69	51	A	Duke	68 61	101	A	Virginia	74 46
5	H	Ohio St.	75 72	49	H	North Carolina St.	82 46	60	A	South Dakota St.	75 64	104	H	Toledo	74 39
9	H	Oregon St.	62 61					73	A	Georgia Tech	54 42	108	H	Virginia Tech	80 41
10	N	UCLA	92 84					73	H	Georgia Tech	85 76	115	A	Boston College	63 50
13	A	Florida St.	73 66					85	A	TCU	88 72	115	H	Boston College	70 58
14	A	Louisville	66 61					86	H	Bucknell	85 54	130	A	Pittsburgh	65 55
16	H	Syracuse	90 62					99	A	Saint Joseph's	91 55	132	A	Wake Forest	86 52
19	H	DePaul	95 90									137	H	North Carolina	88 54
25	H	Tennessee	79 66									244	A	Valparaiso	110 54
												250	H	Clemson	71 52
												303	N	Denver	94 52
LAST 12 Division I GAMES:															
10	N	UCLA	92 84	14	A	Louisville	66 61								
115	H	Boston College	70 58	49	H	North Carolina St.	82 46								
250	H	Clemson	71 52	51	A	Duke	68 61								
13	A	Florida St.	73 66	73	A	Georgia Tech	54 42								
132	A	Wake Forest	86 52	108	H	Virginia Tech	80 41								
34	H	Miami (FL)	90 69	16	H	Syracuse	90 62								

Non-Div I Games:

Notre Dame

Average RPI Win:	247	WON-LOST	WINNING	LAST 10	STRENGTH OF	OPP. STRENGTH	TEAM	ADJ.	CONF.	ADJ CONF.
Average RPI Loss:	149	RECORD	PCT. RANK	GAMES	SCHEDULE	OF SCHEDULE	RPI	RPI	RPI	RPI
DIV. I ONLY	12- 13	188	4- 6	278	176	213	213	14	14	
DIV. I NON-CONF.	6- 3	99	0- 0	339	301	223	223	16	16	
TOTALS	RPI 1-25	RPI 26-50	W-L RECORDS	RPI 51-100	RPI 101-150	RPI 150+				
12- 13	1- 1	0- 0	OVERALL	0- 1	1- 8	10- 3				
5- 6	0- 1	0- 0	HOME	0- 1	0- 4	5- 0				
7- 7	1- 0	0- 0	AWAY	0- 0	1- 4	5- 3				
0- 0	0- 0	0- 0	NEUTRAL	0- 0	0- 0	0- 0				
6- 3	0- 1	0- 0	NON-CONFERENCE	0- 1	0- 0	6- 1				
2- 2	0- 1	0- 0	HOME	0- 1	0- 0	2- 0				
4- 1	0- 0	0- 0	AWAY	0- 0	0- 0	4- 1				
0- 0	0- 0	0- 0	NEUTRAL	0- 0	0- 0	0- 0				
6- 10	1- 0	0- 0	CONFERENCE	0- 0	1- 8	4- 2				
3- 4	0- 0	0- 0	HOME	0- 0	0- 4	3- 0				
3- 6	1- 0	0- 0	AWAY	0- 0	1- 4	1- 2				
0- 0	0- 0	0- 0	NEUTRAL	0- 0	0- 0	0- 0				

RPI 1-25				RPI 26-50				RPI 51-100				RPI 101+ Team's RPI: 213			
RPI	S	Opponent	Score	RPI	S	Opponent	Score	RPI	S	Opponent	Score	RPI	S	Opponent	Score
20	H	Michigan St.	62 82					74	H	Central Mich.	87 110	105	A	Wright St.	63 79
21	A	Green Bay	58 56									105	H	Wright St.	72 77
												129	A	Youngstown St.	63 67
												129	H	Youngstown St.	77 96
												140	A	Northern Ky.	64 80
												140	H	Northern Ky.	71 75
												149	A	Detroit	79 73
												149	H	Detroit	77 82
												150	A	Milwaukee	64 77
												230	H	Dartmouth	78 60
												232	A	Ill.-Chicago	78 76
												232	H	Ill.-Chicago	78 73
												244	A	Valparaiso	66 81
												244	H	Valparaiso	87 77
												272	A	Cleveland St.	75 88
												272	H	Cleveland St.	79 69
												274	A	Miami (OH)	54 65
												283	A	Vermont	74 68
												297	A	Niagara	77 67
												313	H	IPFW	81 74
												340	A	Chicago St.	74 51
												347	A	Norfolk St.	83 73
LAST 12 Division I GAMES:															
149	H	Detroit	77 82	129	A	Youngstown St.	63 67								
140	A	Northern Ky.	64 80	150	A	Milwaukee	64 77								
105	A	Wright St.	63 79	21	A	Green Bay	58 56								
232	H	Ill.-Chicago	78 73	149	A	Detroit	79 73								
244	H	Valparaiso	87 77	105	H	Wright St.	72 77								
272	A	Cleveland St.	75 88	140	H	Northern Ky.	71 75								

Non-Div I Games: Rochester College 83 49 Mich.-Dearborn 123 38

Oakland

Loss, Non-Conf, S Site, H Home A Away N Neutral

Through Games of Feb. 19, 1919										
Average RPI Win:	179	WON-LOST	WINNING	LAST 10	STRENGTH OF	OPP. STRENGTH	TEAM	ADJ.	CONF.	ADJ CONF.
Average RPI Loss:	102	RECORD	PCT. RANK	GAMES	SCHEDULE	OF SCHEDULE	RPI	RPI	RPI	RPI
DIV. I ONLY	22- 5	24	8- 2	152	108	44	44	11	11	
DIV. I NON-CONF.	8- 3	77	0- 0	198	55	65	65	13	13	
TOTALS	RPI 1-25	RPI 26-50	W-L RECORDS	RPI 51-100	RPI 101-150	RPI 150+				
22- 5	0- 1	1- 0	OVERALL	6- 1	4- 2	11- 1				
10- 1	0- 0	0- 0	HOME	3- 0	2- 1	5- 0				
8- 4	0- 0	0- 0	AWAY	2- 1	2- 0	4- 0				
4- 0	0- 0	1- 0	NEUTRAL	1- 0	0- 0	2- 0				
8- 3	0- 1	1- 0	NON-CONFERENCE	2- 1	0- 0	5- 1				
3- 0	0- 0	0- 0	HOME	1- 0	0- 0	2- 0				
1- 3	0- 1	0- 0	AWAY	0- 1	0- 0	1- 1				
4- 0	0- 0	1- 0	NEUTRAL	1- 0	0- 0	2- 0				
14- 2	0- 0	0- 0	CONFERENCE	4- 0	4- 2	6- 0				
7- 1	0- 0	0- 0	HOME	2- 0	2- 1	3- 0				
7- 1	0- 0	0- 0	AWAY	2- 0	2- 1	3- 0				
0- 0	0- 0	0- 0	NEUTRAL	0- 0	0- 0	0- 0				

RPI 1-25				RPI 26-50				Team's RPI: 44				RPI 51-100				RPI 101+			
RPI	S	Opponent	Score	RPI	S	Opponent	Score	RPI	S	Opponent	Score	RPI	S	Opponent	Score	RPI	S	Opponent	Score
23	A	Duquesne	47 64	40	N	Indiana	63 56	61	N	FGCU	69 57	104	A	Toledo	77 57	121	A	Buffalo	43 51
								62	H	Middle Tenn.	72 49	121	H	Buffalo	58 70				
								63	A	Ball St.	68 67	124	A	Akron	101 73				
								63	H	Ball St.	73 48	124	H	Akron	75 55				
								74	H	Central Mich.	86 84	138	H	Western Mich.	73 63				
								79	A	Vanderbilt	59 62	162	N	East Carolina	64 61				
								86	A	Eastern Mich.	71 64	164	A	Illinois	53 62				
												252	A	Northern Ill.	72 47				
												252	H	Northern Ill.	95 70				
												257	A	Bowling Green	72 57				
												261	H	Saint Francis (PA)	91 65				
												262	A	UNCW	75 59				
												274	H	Miami (OH)	72 44				
												313	H	IPFW	79 52				
												321	A	Kent St.	93 54				
												321	H	Kent St.	86 52				
												325	N	Winthrop	75 54				
LAST 12 Division I GAMES:																			
121	H	Buffalo	58 70	121	A	Buffalo	43 51												
321	H	Kent St.	86 52	63	A	Ball St.	68 67												
124	A	Akron	101 73	124	H	Akron	75 55												
274	H	Miami (OH)	72 44	252	A	Northern Ill.	72 47												
104	A	Toledo	77 57	321	A	Kent St.	93 54												
252	H	Northern Ill.	95 70	74	H	Central Mich.	86 84												

Non-Div I Games:

Ohio

■ Loss,
■ Non-Conf, S Site,
■ Home
■ Away
N Neutral

Average RPI Win: 102		WON-LOST	WINNING	LAST 10	STRENGTH OF	OPP. STRENGTH	TEAM	ADJ.	CONF.	ADJ CONF.
Average RPI Loss: 37		RECORD	PCT. RANK	GAMES	SCHEDULE	OF SCHEDULE	RPI	RPI	RPI	RPI
DIV. I ONLY		23- 6	30	8- 2	3	20	5	5	5	5
DIV. I NON-CONF.		8- 3	77	0- 0	5	32	7	7	4	4
TOTALS	RPI 1-25		RPI 26-50		W-L RECORDS	RPI 51-100	RPI 101-150		RPI 150+	
23- 6	4- 4		2- 0		OVERALL	7- 1	4- 1		6- 0	
14- 1	2- 1		2- 0		HOME	4- 0	2- 0		4- 0	
7- 5	1- 3		0- 0		AWAY	3- 1	1- 1		2- 0	
2- 0	1- 0		0- 0		NEUTRAL	0- 0	1- 0		0- 0	
8- 3	1- 3		1- 0		NON-CONFERENCE	1- 0	2- 0		3- 0	
5- 1	0- 1		1- 0		HOME	1- 0	1- 0		2- 0	
1- 2	0- 2		0- 0		AWAY	0- 0	0- 0		1- 0	
2- 0	1- 0		0- 0		NEUTRAL	0- 0	1- 0		0- 0	
15- 3	3- 1		1- 0		CONFERENCE	6- 1	2- 1		3- 0	
9- 0	2- 0		1- 0		HOME	3- 0	1- 0		2- 0	
6- 3	1- 1		0- 0		AWAY	3- 1	1- 1		1- 0	
0- 0	0- 0		0- 0		NEUTRAL	0- 0	0- 0		0- 0	

RPI 1-25				Team's RPI: 5		RPI 26-50				RPI 51-100				RPI 101+			
RPI	S	Opponent	Score	RPI	S	Opponent	Score	RPI	S	Opponent	Score	RPI	S	Opponent	Score		
1	A	Notre Dame	72 75	31	H	Princeton	90 70	53	A	Rutgers	67 58	101	H	Virginia	93 73		
3	H	UConn	56 100	40	H	Indiana	97 70	53	H	Rutgers	90 78	116	N	Liberty	75 65		
4	A	South Carolina	80 88					59	H	Purdue	90 70	117	A	Northwestern	82 86		
11	A	Maryland	80 71					64	A	Iowa	98 81	117	H	Northwestern	76 73		
11	H	Maryland	94 86					68	A	Michigan	97 93	127	A	Penn St.	77 63		
17	N	Texas A&M	95 80					75	A	Minnesota	88 90	164	A	Illinois	80 70		
20	A	Michigan St.	105 107					90	H	Nebraska	96 70	164	H	Illinois	117 74		
20	H	Michigan St.	85 80					91	H	Belmont	84 56	177	H	Wisconsin	87 61		
LAST 12 Division I GAMES:																	
20	A	Michigan St.	105 107	11	H	Maryland	94 86										
75	A	Minnesota	88 90	177	H	Wisconsin	87 61										
164	H	Illinois	117 74	164	A	Illinois	80 70										
90	H	Nebraska	96 70	117	H	Northwestern	76 73										
127	A	Penn St.	77 63	53	A	Rutgers	67 58										
64	A	Iowa	98 81	68	A	Michigan	97 93										

Non-Div I Games:

Ohio St.

Loss, Non-Conf, S Site, H Home A Away N Neutral

Average RPI Win: 131		WON-LOST	WINNING	LAST 10	STRENGTH OF	OPP. STRENGTH	TEAM	ADJ.	CONF.	ADJ CONF.
Average RPI Loss: 42		RECORD	PCT. RANK	GAMES	SCHEDULE	OF SCHEDULE	RPI	RPI	RPI	RPI
DIV. I ONLY		19- 9	75	6- 4	31	11	33	33	3	3
DIV. I NON-CONF.		9- 2	37	0- 0	196	29	67	67	3	3
TOTALS		RPI 1-25	RPI 26-50		W-L RECORDS		RPI 51-100	RPI 101-150	RPI 150+	
19- 9	2- 6	3- 2		OVERALL		3- 0	5- 0	6- 1		
11- 3	2- 2	2- 0		HOME		1- 0	3- 0	3- 1		
6- 5	0- 3	1- 2		AWAY		1- 0	1- 0	3- 0		
2- 1	0- 1	0- 0		NEUTRAL		1- 0	1- 0	0- 0		
9- 2	1- 1	1- 0		NON-CONFERENCE		1- 0	2- 0	4- 1		
4- 1	1- 0	0- 0		HOME		0- 0	1- 0	2- 1		
3- 0	0- 0	1- 0		AWAY		0- 0	0- 0	2- 0		
2- 1	0- 1	0- 0		NEUTRAL		1- 0	1- 0	0- 0		
10- 7	1- 5	2- 2		CONFERENCE		2- 0	3- 0	2- 0		
7- 2	1- 2	2- 0		HOME		1- 0	2- 0	1- 0		
3- 5	0- 3	0- 2		AWAY		1- 0	1- 0	1- 0		
0- 0	0- 0	0- 0		NEUTRAL		0- 0	0- 0	0- 0		

RPI S Opponent	Score	RPI S Opponent	Score	Team's RPI: 33	RPI S Opponent	Score	RPI S Opponent	Score
2 A Baylor	68 78	28 A West Virginia	55 63		81 N Utah	70 55	110 A Iowa St.	77 71
2 H Baylor	70 78	28 H West Virginia	57 54		85 A TCU	78 65	110 H Iowa St.	85 54
6 A Texas	76 83	32 A Washington	71 68		85 H TCU	77 64	115 N Boston College	76 61
6 H Texas	74 56	43 A Kansas St.	71 87				120 H Little Rock	65 52
15 H BYU	73 47	43 H Kansas St.	68 58				141 H Texas Tech	92 53
17 N Texas A&M	68 74						184 A Tulsa	75 62
24 A Oklahoma St.	42 73						225 A Kansas	72 66
24 H Oklahoma St.	69 71						225 H Kansas	67 44
							236 H North Texas	57 61
							260 H UTSA	80 41
							300 A Bradley	79 46
							325 H Winthrop	78 48
LAST 12 Division I GAMES:								
110 H Iowa St.	85 54	85 H TCU	77 64					
2 H Baylor	70 78	24 H Oklahoma St.	69 71					
225 A Kansas	72 66	110 A Iowa St.	77 71					
28 A West Virginia	55 63	28 H West Virginia	57 54					
6 H Texas	74 56	6 A Texas	76 83					
43 A Kansas St.	71 87	141 H Texas Tech	92 53					

Non-Div I Games:

Oklahoma

■ Loss,
■ Non-Conf,
■ S Site,
■ H Home
■ A Away
N Neutral

Average RPI Win:	147	WON-LOST	WINNING	LAST 10	STRENGTH OF	OPP. STRENGTH	TEAM	ADJ.	CONF.	ADJ CONF.
Average RPI Loss:	39	RECORD	PCT. RANK	GAMES	SCHEDULE	OF SCHEDULE	RPI	RPI	RPI	RPI
DIV. I ONLY	20- 8	64	6- 4	38	45	24	24	3	3	
DIV. I NON-CONF.	10- 1	19	0- 0	158	235	34	34	3	3	
TOTALS	RPI 1-25	RPI 26-50	W-L RECORDS	RPI 51-100	RPI 101-150	RPI 150+				
20- 8	1- 3	3- 3	OVERALL	3- 1	6- 1	7- 0				
15- 1	1- 1	2- 0	HOME	2- 0	5- 0	5- 0				
5- 7	0- 2	1- 3	AWAY	1- 1	1- 1	2- 0				
0- 0	0- 0	0- 0	NEUTRAL	0- 0	0- 0	0- 0				
10- 1	0- 0	0- 1	NON-CONFERENCE	2- 0	3- 0	5- 0				
8- 0	0- 0	0- 0	HOME	1- 0	3- 0	4- 0				
2- 1	0- 0	0- 1	AWAY	1- 0	0- 0	1- 0				
0- 0	0- 0	0- 0	NEUTRAL	0- 0	0- 0	0- 0				
10- 7	1- 3	3- 2	CONFERENCE	1- 1	3- 1	2- 0				
7- 1	1- 1	2- 0	HOME	1- 0	2- 0	1- 0				
3- 6	0- 2	1- 2	AWAY	0- 1	1- 1	1- 0				
0- 0	0- 0	0- 0	NEUTRAL	0- 0	0- 0	0- 0				

RPI 1-25				Team's RPI: 24		RPI 26-50				RPI 51-100				RPI 101+			
RPI	S	Opponent	Score	RPI	S	Opponent	Score	RPI	S	Opponent	Score	RPI	S	Opponent	Score		
2	A	Baylor	41 66	28	A	West Virginia	48 82	85	A	TCU	65 79	110	A	Iowa St.	42 49		
2	H	Baylor	52 45	28	H	West Virginia	63 51	85	H	TCU	80 52	110	H	Iowa St.	79 76		
6	A	Texas	55 70	30	A	South Fla.	46 68	88	H	Washington St.	70 60	137	H	North Carolina	77 67		
6	H	Texas	48 78	33	A	Oklahoma	71 69	96	A	Missouri St.	74 55	141	A	Texas Tech	69 46		
				33	H	Oklahoma	73 42					141	H	Texas Tech	70 57		
				43	A	Kansas St.	44 47					145	H	Oral Roberts	59 55		
												147	H	SIUE	86 61		
												211	H	UTRGV	78 54		
												225	A	Kansas	74 46		
												225	H	Kansas	71 49		
												243	H	Texas Southern	87 52		
												270	A	UCF	74 55		
												286	H	Lamar	90 45		
												292	H	Savannah St.	76 48		
LAST 12 Division I GAMES:																	
				28	A	West Virginia	48 82					141	H	Texas Tech	70 57		
				225	H	Kansas	71 49					33	A	Oklahoma	71 69		
				85	A	TCU	65 79					85	H	TCU	80 52		
				2	A	Baylor	41 66					225	A	Kansas	74 46		
				28	H	West Virginia	63 51					110	H	Iowa St.	79 76		
				6	A	Texas	55 70					33	H	Oklahoma	73 42		

Non-Div I Games:

Oklahoma St.

■ Loss,
 ■ Non-Conf,
 ■ S Site,
 ■ Home
 ■ A Away
 N Neutral

Old Dominion				Through Games of Feb. 19, 1919						
Average RPI Win:	205	WON-LOST	WINNING	LAST 10	STRENGTH OF	OPP. STRENGTH	TEAM	ADJ.	CONF.	ADJ CONF.
Average RPI Loss:	121	RECORD	PCT. RANK	GAMES	SCHEDULE	OF SCHEDULE	RPI	RPI	RPI	RPI
DIV. I ONLY	12- 16	215	5- 5	90	147	155	155	12	12	
DIV. I NON-CONF.	4- 8	234	0- 0	155	232	218	218	11	11	
TOTALS	RPI 1-25		RPI 26-50	W-L RECORDS	RPI 51-100	RPI 101-150	RPI 150+			
12- 16	0- 2		0- 3	OVERALL	3- 2	0- 2	9- 7			
7- 4	0- 0		0- 2	HOME	1- 0	0- 0	6- 2			
5- 9	0- 1		0- 1	AWAY	2- 1	0- 1	3- 5			
0- 3	0- 1		0- 0	NEUTRAL	0- 1	0- 1	0- 0			
4- 8	0- 1		0- 1	NON-CONFERENCE	0- 2	0- 1	4- 3			
2- 2	0- 0		0- 1	HOME	0- 0	0- 0	2- 1			
2- 3	0- 0		0- 0	AWAY	0- 1	0- 0	2- 2			
0- 3	0- 1		0- 0	NEUTRAL	0- 1	0- 1	0- 0			
8- 8	0- 1		0- 2	CONFERENCE	3- 0	0- 1	5- 4			
5- 2	0- 0		0- 1	HOME	1- 0	0- 0	4- 1			
3- 6	0- 1		0- 1	AWAY	2- 0	0- 1	1- 3			
0- 0	0- 0		0- 0	NEUTRAL	0- 0	0- 0	0- 0			

RPI 1-25				RPI 26-50				RPI 51-100				RPI 101+				Team's RPI: 155	
RPI	S	Opponent	Score	RPI	S	Opponent	Score	RPI	S	Opponent	Score	RPI	S	Opponent	Score		
11	N	Maryland	49 95	34	H	Miami (FL)	35 61	60	N	South Dakota St.	39 71	130	N	Pittsburgh	58 67		
22	A	UTEP	64 70	42	A	Western Ky.	51 68	62	A	Middle Tenn.	61 58	148	A	UAB	55 58		
				42	H	Western Ky.	74 85	82	A	Charlotte	71 59	152	A	Marshall	62 80		
								82	H	Charlotte	94 85	152	H	Marshall	77 55		
								84	A	VCU	54 74	154	H	Southern Miss.	53 45		
												156	H	ETSU	52 56		
												171	H	Louisiana Tech	51 69		
												180	H	Fla. Atlantic	85 45		
												198	A	William & Mary	64 75		
												199	A	Richmond	57 62		
												221	A	Rice	46 68		
												236	A	North Texas	65 48		
												241	H	Loyola Maryland	64 41		
												260	A	UTSA	67 70		
												287	A	UMES	69 52		
												309	H	FIU	84 49		
												334	A	Howard	83 64		
												342	H	Wagner	71 57		
LAST 12 Division I GAMES:																	
260	A	UTSA	67 70	82	H	Charlotte	94 85										
22	A	UTEP	64 70	309	H	FIU	84 49										
152	H	Marshall	77 55	180	H	Fla. Atlantic	85 45										
42	H	Western Ky.	74 85	152	A	Marshall	62 80										
221	A	Rice	46 68	42	A	Western Ky.	51 68										
236	A	North Texas	65 48	62	A	Middle Tenn.	61 58										

Non-Div I Games:

Old Dominion

■ Loss, ■ Non-Conf, S Site, H Home A Away N Neutral

Average RPI Win:	215	WON-LOST	WINNING	LAST 10	STRENGTH OF	OPP. STRENGTH	TEAM	ADJ.	CONF.	ADJ CONF.
Average RPI Loss:	63	RECORD	PCT. RANK	GAMES	SCHEDULE	OF SCHEDULE	RPI	RPI	RPI	RPI
DIV. I ONLY	10- 19	261	0- 10	50	72	173	173	2	2	
DIV. I NON-CONF.	8- 5	120	0- 0	252	321	200	200	2	2	
TOTALS	RPI 1-25	RPI 26-50	W-L RECORDS	RPI 51-100	RPI 101-150	RPI 150+				
10- 19	1- 6	1- 4	OVERALL	1- 4	0- 4	7- 1				
8- 9	1- 3	1- 2	HOME	1- 3	0- 1	5- 0				
2- 10	0- 3	0- 2	AWAY	0- 1	0- 3	2- 1				
0- 0	0- 0	0- 0	NEUTRAL	0- 0	0- 0	0- 0				
8- 5	0- 0	1- 0	NON-CONFERENCE	0- 3	0- 1	7- 1				
6- 3	0- 0	1- 0	HOME	0- 2	0- 1	5- 0				
2- 2	0- 0	0- 0	AWAY	0- 1	0- 0	2- 1				
0- 0	0- 0	0- 0	NEUTRAL	0- 0	0- 0	0- 0				
2- 14	1- 6	0- 4	CONFERENCE	1- 1	0- 3	0- 0				
2- 6	1- 3	0- 2	HOME	1- 1	0- 0	0- 0				
0- 8	0- 3	0- 2	AWAY	0- 0	0- 3	0- 0				
0- 0	0- 0	0- 0	NEUTRAL	0- 0	0- 0	0- 0				

RPI	S	Opponent	Score	RPI	S	Opponent	Score	RPI	S	Opponent	Score	RPI	S	Opponent	Score	Team's RPI: 173
4	A	South Carolina	62 81	26	A	Georgia	56 70	62	A	Middle Tenn.	75 84	118	A	LSU	57 76	
4	H	South Carolina	45 66	27	A	Mississippi St.	51 79	65	H	Auburn	60 65	133	H	La.-Lafayette	78 82	
12	H	Kentucky	73 65	27	H	Mississippi St.	51 60	79	H	Vanderbilt	55 52	134	A	Arkansas	49 60	
17	A	Texas A&M	58 81	41	H	Missouri	46 60	80	H	Tulane	59 61	144	A	Alabama	37 48	
17	H	Texas A&M	48 62	42	H	Western Ky.	59 53	96	H	Missouri St.	78 91	153	H	McNeese St.	96 56	
18	H	Florida	65 85									154	A	Southern Miss.	38 57	
25	A	Tennessee	51 57									160	A	Stony Brook	72 57	
												330	H	New Orleans	97 59	
												341	H	Ark.-Pine Bluff	80 45	
												342	A	Wagner	86 49	
												346	H	Alabama A&M	103 42	
												349	H	Mississippi Val.	97 61	
LAST 12 Division I GAMES:																
134	A	Arkansas	49 60	26	A	Georgia	56 70	144	A	Alabama	37 48	41	H	Missouri	46 60	
4	H	South Carolina	45 66	4	A	South Carolina	62 81	12	H	Kentucky	73 65	27	A	Mississippi St.	51 79	
27	H	Mississippi St.	51 60	17	H	Texas A&M	48 62	27	A	Mississippi St.	51 79					
25	A	Tennessee	51 57	65	H	Auburn	60 65									

Non-Div I Games:

Ole Miss

■ Loss,
 ■ Non-Conf,
 ■ S Site,
 ■ H Home
 ■ A Away
 N Neutral

Average RPI Win: 279	WON-LOST	WINNING	LAST 10	STRENGTH OF	OPP. STRENGTH	TEAM	ADJ.	CONF.	ADJ CONF.
Average RPI Loss: 145	RECORD	PCT. RANK	GAMES	SCHEDULE	OF SCHEDULE	RPI	RPI	RPI	RPI
DIV. I ONLY	12- 14	196	4- 6	298	226	256	256	18	18
DIV. I NON-CONF.	5- 5	160	0- 0	326	286	274	274	19	19
TOTALS	RPI 1-25	RPI 26-50	W-L RECORDS	RPI 51-100	RPI 101-150	RPI 150+			
12- 14	0- 0	0- 0	OVERALL	0- 4	1- 6	11- 4			
8- 5	0- 0	0- 0	HOME	0- 2	1- 2	7- 1			
3- 8	0- 0	0- 0	AWAY	0- 2	0- 4	3- 2			
1- 1	0- 0	0- 0	NEUTRAL	0- 0	0- 0	1- 1			
5- 5	0- 0	0- 0	NON-CONFERENCE	0- 0	0- 3	5- 2			
3- 2	0- 0	0- 0	HOME	0- 0	0- 1	3- 1			
1- 2	0- 0	0- 0	AWAY	0- 0	0- 2	1- 0			
1- 1	0- 0	0- 0	NEUTRAL	0- 0	0- 0	1- 1			
7- 9	0- 0	0- 0	CONFERENCE	0- 4	1- 3	6- 2			
5- 3	0- 0	0- 0	HOME	0- 2	1- 1	4- 0			
2- 6	0- 0	0- 0	AWAY	0- 2	0- 2	2- 2			
0- 0	0- 0	0- 0	NEUTRAL	0- 0	0- 0	0- 0			

RPI 1-25				RPI 26-50				RPI 51-100				RPI 101+				Team's RPI: 256	
RPI	S	Opponent	Score	RPI	S	Opponent	Score	RPI	S	Opponent	Score	RPI	S	Opponent	Score		
								57	A	South Dakota	76	82	112	A	North Dakota	52	67
								57	H	South Dakota	55	70	114	A	IUPUI	59	75
								60	A	South Dakota St.	58	68	114	H	IUPUI	57	54
								60	H	South Dakota St.	47	65	131	H	Creighton	46	69
													145	A	Oral Roberts	58	67
													145	H	Oral Roberts	65	67
													147	A	SIUE	86	90
													204	H	Utah Valley	59	74
													217	A	Indiana St.	51	50
													231	A	Western Ill.	55	74
													231	H	Western Ill.	79	66
													246	N	Houston Baptist	51	64
													270	H	UCF	75	60
													296	H	UMKC	57	42
													303	A	Denver	70	60
													303	H	Denver	67	55
													313	A	IPFW	60	58
													313	H	IPFW	71	64
													322	N	Illinois St.	60	56
													323	A	North Dakota St.	67	74
													323	H	North Dakota St.	77	52
													338	H	Eastern Ill.	76	67
LAST 12 Division I GAMES:																	
303	A	Denver	70	60	60	H	South Dakota St.	47	65								
145	A	Oral Roberts	58	67	231	A	Western Ill.	55	74								
114	H	IUPUI	57	54	313	A	IPFW	60	58								
323	A	North Dakota St.	67	74	145	H	Oral Roberts	65	67								
313	H	IPFW	71	64	303	H	Denver	67	55								
57	H	South Dakota	55	70	114	A	IUPUI	59	75								

Non-Div I Games: Midland 58 53 Waldorf 97 32

Omaha

■ Loss,
 ■ Non-Conf,
 ■ S Site,
 ■ H Home
 ■ A Away
 N Neutral

Oral Roberts

Through Games Of Feb. 28, 2016

Average RPI Win:	241	WON-LOST	WINNING	LAST 10	STRENGTH OF	OPP. STRENGTH	TEAM	ADJ.	CONF.	ADJ CONF.
Average RPI Loss:	115	RECORD	PCT. RANK	GAMES	SCHEDULE	OF SCHEDULE	RPI	RPI	RPI	RPI
DIV. I ONLY	12- 14	196	5- 5	147	149	145	145	18	18	
DIV. I NON-CONF.	2- 8	290	0- 0	88	12	175	175	19	19	
TOTALS	RPI 1-25	RPI 26-50	W-L RECORDS	RPI 51-100	RPI 101-150	RPI 150+				
12- 14	0- 2	0- 0	OVERALL	1- 6	1- 3	10- 3				
6- 3	0- 0	0- 0	HOME	1- 1	0- 2	5- 0				
6- 11	0- 2	0- 0	AWAY	0- 5	1- 1	5- 3				
0- 0	0- 0	0- 0	NEUTRAL	0- 0	0- 0	0- 0				
2- 8	0- 2	0- 0	NON-CONFERENCE	0- 3	0- 2	2- 1				
0- 1	0- 0	0- 0	HOME	0- 0	0- 1	0- 0				
2- 7	0- 2	0- 0	AWAY	0- 3	0- 1	2- 1				
0- 0	0- 0	0- 0	NEUTRAL	0- 0	0- 0	0- 0				
10- 6	0- 0	0- 0	CONFERENCE	1- 3	1- 1	8- 2				
6- 2	0- 0	0- 0	HOME	1- 1	0- 1	5- 0				
4- 4	0- 0	0- 0	AWAY	0- 2	1- 0	3- 2				
0- 0	0- 0	0- 0	NEUTRAL	0- 0	0- 0	0- 0				

RPI 1-25				RPI 26-50				RPI 51-100				RPI 101+ Team's RPI: 145			
RPI	S	Opponent	Score	RPI	S	Opponent	Score	RPI	S	Opponent	Score	RPI	S	Opponent	Score
2	A	Baylor	39 97					57	A	South Dakota	48 71	114	A	IUPUI	52 47
24	A	Oklahoma St.	55 59					57	H	South Dakota	60 56	114	H	IUPUI	54 57
								60	A	South Dakota St.	48 60	120	H	Little Rock	52 66
								60	H	South Dakota St.	50 68	134	A	Arkansas	50 65
								68	A	Michigan	44 61	184	A	Tulsa	59 53
								86	A	Eastern Mich.	69 77	225	A	Kansas	70 63
								96	A	Missouri St.	64 72	231	A	Western Ill.	61 72
												231	H	Western Ill.	79 55
												242	A	Grand Canyon	64 66
												256	A	Omaha	67 65
												256	H	Omaha	67 58
												303	A	Denver	59 56
												303	H	Denver	65 33
												313	A	IPFW	48 54
												313	H	IPFW	61 59
												323	A	North Dakota St.	52 42
												323	H	North Dakota St.	59 58
LAST 12 Division I GAMES:															
256	H	Omaha	67 58	323	H	North Dakota St.	59 58								
231	H	Western Ill.	79 55	114	H	IUPUI	54 57								
313	A	IPFW	48 54	60	H	South Dakota St.	50 68								
57	A	South Dakota	48 71	303	H	Denver	65 33								
60	A	South Dakota St.	48 60	256	A	Omaha	67 65								
303	A	Denver	59 56	313	H	IPFW	61 59								

Non-Div I Games: Lyon 49 68 Evangel 89 46

Oral Roberts

Loss, Non-Conf, S Site, H Home A Away N Neutral

Average RPI Loss: 23

Average RPI Win: 159		WON-LOST	WINNING	LAST 10	STRENGTH OF	OPP. STRENGTH	TEAM	ADJ.	CONF.	ADJ CONF.
Average RPI Loss: 23		RECORD	PCT. RANK	GAMES	SCHEDULE	OF SCHEDULE	RPI	RPI	RPI	RPI
DIV. I ONLY		20- 9	71	6- 4	111	3	70	70	1	1
DIV. I NON-CONF.		11- 0	1	0- 0	324	66	70	70	1	1
TOTALS		RPI 1-25	RPI 26-50	W-L RECORDS	RPI 51-100	RPI 101-150	RPI 150+			
20- 9	0- 7	2- 0	OVERALL	5- 2	3- 0	10- 0				
15- 4	0- 4	1- 0	HOME	3- 0	2- 0	9- 0				
5- 5	0- 3	1- 0	AWAY	2- 2	1- 0	1- 0				
0- 0	0- 0	0- 0	NEUTRAL	0- 0	0- 0	0- 0				
11- 0	0- 0	1- 0	NON-CONFERENCE	0- 0	2- 0	8- 0				
10- 0	0- 0	1- 0	HOME	0- 0	1- 0	8- 0				
1- 0	0- 0	0- 0	AWAY	0- 0	1- 0	0- 0				
0- 0	0- 0	0- 0	NEUTRAL	0- 0	0- 0	0- 0				
9- 9	0- 7	1- 0	CONFERENCE	5- 2	1- 0	2- 0				
5- 4	0- 4	0- 0	HOME	3- 0	1- 0	1- 0				
4- 5	0- 3	1- 0	AWAY	2- 2	0- 0	1- 0				
0- 0	0- 0	0- 0	NEUTRAL	0- 0	0- 0	0- 0				

RPI	S	Opponent	Score
7	A	Stanford	42 69
7	H	Stanford	62 64
8	H	Arizona St.	58 63
9	A	Oregon St.	33 60
9	H	Oregon St.	45 59
10	A	UCLA	69 80
10	H	UCLA	72 77

RPI	S	Opponent	Score
32	A	Washington	75 63
48	H	UC Riverside	95 81

RPI	S	Opponent	Score
55	A	Southern California	67 74
55	H	Southern California	69 60
81	A	Utah	77 65
81	H	Utah	69 58
88	A	Washington St.	73 48
92	A	California	54 65
92	H	California	69 59

RPI	S	Opponent	Score
112	H	North Dakota	77 51
125	H	Arizona	76 54
137	A	North Carolina	79 77
165	H	Hampton	86 51
189	A	Colorado	59 46
189	H	Colorado	77 70
194	H	San Jose St.	104 74
204	H	Utah Valley	79 68
250	H	Clemson	69 56
263	H	Seattle	82 62
266	H	UC Santa Barbara	79 51
285	H	Portland	93 52
318	H	Portland St.	122 59

LAST 12 Division I GAMES:			
7	A	Stanford	42 69
92	A	California	54 65
55	H	Southern California	69 60
10	H	UCLA	72 77
189	H	Colorado	77 70
81	H	Utah	69 58
32	A	Washington	75 63
88	A	Washington St.	73 48
125	H	Arizona	76 54
8	H	Arizona St.	58 63
81	A	Utah	77 65
189	A	Colorado	59 46

Non-Div I Games:

Oregon

■ Loss, ■ Non-Conf, S Site, H Home A Away N Neutral

Average RPI Win: 110	WON-LOST	WINNING	LAST 10	STRENGTH OF	OPP. STRENGTH	TEAM	ADJ.	CONF.	ADJ CONF.
Average RPI Loss: 11	RECORD	PCT. RANK	GAMES	SCHEDULE	OF SCHEDULE	RPI	RPI	RPI	RPI
DIV. I ONLY	25- 4	15	9- 1	37	1	9	9	1	1
DIV. I NON-CONF.	9- 2	37	0- 0	119	22	44	44	1	1
TOTALS	RPI 1-25	RPI 26-50	W-L RECORDS	RPI 51-100	RPI 101-150	RPI 150+			
25- 4	3- 4	2- 0	OVERALL	11- 0	3- 0	6- 0			
14- 1	3- 1	1- 0	HOME	4- 0	2- 0	4- 0			
9- 3	0- 3	1- 0	AWAY	6- 0	0- 0	2- 0			
2- 0	0- 0	0- 0	NEUTRAL	1- 0	1- 0	0- 0			
9- 2	0- 2	1- 0	NON-CONFERENCE	2- 0	2- 0	4- 0			
5- 1	0- 1	1- 0	HOME	0- 0	1- 0	3- 0			
2- 1	0- 1	0- 0	AWAY	1- 0	0- 0	1- 0			
2- 0	0- 0	0- 0	NEUTRAL	1- 0	1- 0	0- 0			
16- 2	3- 2	1- 0	CONFERENCE	9- 0	1- 0	2- 0			
9- 0	3- 0	0- 0	HOME	4- 0	1- 0	1- 0			
7- 2	0- 2	1- 0	AWAY	5- 0	0- 0	1- 0			
0- 0	0- 0	0- 0	NEUTRAL	0- 0	0- 0	0- 0			

RPI	S	Opponent	Score	RPI	S	Opponent	Score	RPI	S	Opponent	Score	RPI	S	Opponent	Score
1	A	Notre Dame	61 62	32	A	Washington	61 53	55	A	Southern California	57 49	125	H	Arizona	71 43
7	A	Stanford	54 76	48	H	UC Riverside	86 65	55	H	Southern California	76 52	134	N	Arkansas	63 47
7	H	Stanford	58 50					70	A	Oregon	59 45	139	H	Idaho	69 44
8	H	Arizona St.	67 44					70	H	Oregon	60 33	189	A	Colorado	61 47
10	A	UCLA	51 71					76	N	Hofstra	73 50	189	H	Colorado	73 50
10	H	UCLA	64 54					81	A	Utah	62 53	193	H	Cal Poly	80 43
25	H	Tennessee	50 53					81	H	Utah	72 53	219	H	CSU Bakersfield	75 51
								88	A	Washington St.	54 45	285	A	Portland	94 50
								92	A	California	54 44	320	H	Longwood	110 45
								92	H	California	70 48				
								95	A	Marquette	65 58				
LAST 12 Division I GAMES:															
92	A	California	54 44	88	A	Washington St.	54 45								
7	A	Stanford	54 76	32	A	Washington	61 53								
10	H	UCLA	64 54	8	H	Arizona St.	67 44								
55	H	Southern California	76 52	125	H	Arizona	71 43								
81	H	Utah	72 53	189	A	Colorado	61 47								
189	H	Colorado	73 50	81	A	Utah	62 53								

Non-Div I Games:

Oregon St.

■ Loss,
■ Non-Conf,
■ S Site,
■ H Home
■ A Away
N Neutral

Average RPI Win:	214	WON-LOST	WINNING	LAST 10	STRENGTH OF	OPP. STRENGTH	TEAM	ADJ.	CONF.	ADJ CONF.
Average RPI Loss:	109	RECORD	PCT. RANK	GAMES	SCHEDULE	OF SCHEDULE	RPI	RPI	RPI	RPI
DIV. I ONLY	12- 16	215	3- 7	127	115	161	161	8	8	
DIV. I NON-CONF.	6- 4	125	0- 0	215	237	122	122	9	9	
TOTALS	RPI 1-25	RPI 26-50	W-L RECORDS	RPI 51-100	RPI 101-150	RPI 150+				
12- 16	0- 2	0- 2	OVERALL	1- 5	2- 3	9- 4				
6- 6	0- 1	0- 1	HOME	1- 2	1- 1	4- 1				
6- 10	0- 0	0- 0	AWAY	0- 0	1- 0	5- 0				
0- 0	0- 0	0- 0	NEUTRAL	0- 0	0- 0	0- 0				
6- 4	0- 0	0- 0	NON-CONFERENCE	0- 0	1- 2	5- 2				
2- 1	0- 0	0- 0	HOME	0- 0	0- 1	2- 0				
4- 3	0- 0	0- 0	AWAY	0- 0	1- 1	3- 2				
0- 0	0- 0	0- 0	NEUTRAL	0- 0	0- 0	0- 0				
6- 12	0- 2	0- 2	CONFERENCE	1- 5	1- 1	4- 2				
4- 5	0- 1	0- 1	HOME	1- 2	1- 0	2- 1				
2- 7	0- 1	0- 1	AWAY	0- 3	0- 1	2- 1				
0- 0	0- 0	0- 0	NEUTRAL	0- 0	0- 0	0- 0				

RPI 1-25				RPI 26-50				RPI 51-100				RPI 101+ Team's RPI: 161			
RPI	S	Opponent	Score	RPI	S	Opponent	Score	RPI	S	Opponent	Score	RPI	S	Opponent	Score
15	A	BYU	62 79	50	A	St. Mary's (CA)	75 83	67	A	Santa Clara	52 76	103	A	Gonzaga	61 68
15	H	BYU	57 67	50	H	St. Mary's (CA)	73 82	67	H	Santa Clara	60 66	103	H	Gonzaga	84 83
								77	A	San Diego	56 69	125	A	Arizona	56 69
								77	H	San Diego	56 59	135	H	Long Beach St.	60 68
								98	A	San Francisco	71 81	137	A	North Carolina	66 63
								98	H	San Francisco	70 57	172	A	Montana	54 64
												188	A	Gardner-Webb	84 77
												190	A	UC Davis	66 53
												194	H	San Jose St.	81 69
												218	A	Utah St.	70 78
												219	A	CSU Bakersfield	80 74
												240	A	Loyola Marymount	88 96
												240	H	Loyola Marymount	60 63
												275	A	Pepperdine	92 64
												275	H	Pepperdine	65 62
												285	A	Portland	72 64
												285	H	Portland	87 38
												316	H	Nevada	74 52
LAST 12 Division I GAMES:															
67	H	Santa Clara	60 66	77	H	San Diego	56 59								
98	A	San Francisco	71 81	15	H	BYU	57 67								
103	H	Gonzaga	84 83	50	A	St. Mary's (CA)	75 83								
285	H	Portland	87 38	103	A	Gonzaga	61 68								
275	A	Pepperdine	92 64	285	A	Portland	72 64								
240	A	Loyola Marymount	88 96	50	H	St. Mary's (CA)	73 82								

Non-Div I Games: Stanislaus St. 74 61

Pacific

■ Loss,
 ■ Non-Conf, S Site,
 ■ Home
 ■ Away
 N Neutral

Average RPI Win:	182	WON-LOST	WINNING	LAST 10	STRENGTH OF	OPP. STRENGTH	TEAM	ADJ.	CONF.	ADJ CONF.
Average RPI Loss:	89	RECORD	PCT. RANK	GAMES	SCHEDULE	OF SCHEDULE	RPI	RPI	RPI	RPI
DIV. I ONLY	20- 4	20	9- 1	120	135	35	35	10	10	
DIV. I NON-CONF.	10- 3	61	1- 1	132	136	56	56	12	12	
TOTALS	RPI 1-25	RPI 26-50	W-L RECORDS	RPI 51-100	RPI 101-150	RPI 150+				
20- 4	0- 0	2- 1	OVERALL	3- 2	1- 0	14- 1				
10- 1	0- 0	2- 0	HOME	1- 1	0- 0	7- 0				
10- 3	0- 0	0- 1	AWAY	2- 1	1- 0	7- 1				
0- 0	0- 0	0- 0	NEUTRAL	0- 0	0- 0	0- 0				
10- 3	0- 0	1- 1	NON-CONFERENCE	2- 2	1- 0	6- 0				
5- 1	0- 0	1- 0	HOME	1- 1	0- 0	3- 0				
5- 2	0- 0	0- 1	AWAY	1- 1	1- 0	3- 0				
0- 0	0- 0	0- 0	NEUTRAL	0- 0	0- 0	0- 0				
10- 1	0- 0	1- 0	CONFERENCE	1- 0	0- 0	8- 1				
5- 0	0- 0	1- 0	HOME	0- 0	0- 0	4- 0				
5- 1	0- 0	0- 0	AWAY	1- 0	0- 0	4- 1				
0- 0	0- 0	0- 0	NEUTRAL	0- 0	0- 0	0- 0				

RPI S	Opponent	Score	RPI S	Opponent	Score	Team's RPI: 35	RPI S	Opponent	Score	RPI S	Opponent	Score	RPI S	Opponent	Score
			31	H Princeton	50 48		51	H Duke	50 57	123	A Hawaii	64 54			
			45	H Colorado St.	49 48		58	A Temple	60 54	159	A Cornell	46 51			
			47	A Villanova	46 66		78	H Drexel	72 67	159	H Cornell	65 50			
							99	A Saint Joseph's	46 50	163	A Yale	77 59			
							100	A Harvard	68 48	163	H Yale	68 49			
										178	A UMBC	81 46			
										214	A Brown	69 59			
										214	H Brown	66 49			
										220	H Navy	57 43			
										230	A Dartmouth	56 41			
										235	A Columbia	60 42			
										235	H Columbia	71 51			
										239	A New Hampshire	67 60			
										276	A La Salle	78 68			
										327	H Lafayette	54 37			
										342	H Wagner	78 50			
LAST 12 Division I GAMES:															
235	A Columbia	60 42	230	A Dartmouth	56 41										
159	A Cornell	46 51	100	A Harvard	68 48										
163	A Yale	77 59	214	H Brown	66 49										
214	A Brown	69 59	163	H Yale	68 49										
159	H Cornell	65 50	47	A Villanova	46 66										
235	H Columbia	71 51	58	A Temple	60 54										

Non-Div I Games: BYU-Hawaii 73 41

Penn

■ Loss,
 ■ Non-Conf, S Site,
 ■ Home
 ■ Away
 N Neutral

Average RPI Win:	144	WON-LOST	WINNING	LAST 10	STRENGTH OF	OPP. STRENGTH	TEAM	ADJ.	CONF.	ADJ CONF.
Average RPI Loss:	70	RECORD	PCT. RANK	GAMES	SCHEDULE	OF SCHEDULE	RPI	RPI	RPI	RPI
DIV. I ONLY	11- 18	247	3- 7	20	36	127	127	5	5	
DIV. I NON-CONF.	5- 6	180	0- 1	54	113	152	152	4	4	
TOTALS	RPI 1-25	RPI 26-50	W-L RECORDS	RPI 51-100	RPI 101-150	RPI 150+				
11- 18	1- 5	0- 3	OVERALL	2- 7	3- 1	5- 2				
7- 8	0- 3	0- 0	HOME	1- 4	2- 1	4- 0				
4- 9	1- 1	0- 3	AWAY	1- 3	1- 0	1- 2				
0- 1	0- 1	0- 0	NEUTRAL	0- 0	0- 0	0- 0				
5- 6	0- 2	0- 2	NON-CONFERENCE	0- 0	1- 1	4- 1				
5- 1	0- 0	0- 0	HOME	0- 0	1- 1	4- 0				
0- 4	0- 1	0- 2	AWAY	0- 0	0- 0	0- 1				
0- 1	0- 1	0- 0	NEUTRAL	0- 0	0- 0	0- 0				
6- 12	1- 3	0- 1	CONFERENCE	2- 7	2- 0	1- 1				
2- 7	0- 3	0- 0	HOME	1- 4	1- 0	0- 0				
4- 5	1- 0	0- 1	AWAY	1- 3	1- 0	1- 1				
0- 0	0- 0	0- 0	NEUTRAL	0- 0	0- 0	0- 0				

RPI S	Opponent	Score	RPI S	Opponent	Score	RPI S	Opponent	Score	RPI S	Opponent	Score	Team's RPI: 127
5	H Ohio St.	63 77	29	A St. Bonaventure	60 70	53	H Rutgers	62 74	108	H Virginia Tech	59 64	
11	H Maryland	53 89	30	A South Fla.	79 101	59	H Purdue	78 88	117	A Northwestern	73 54	
15	N BYU	51 63	40	A Indiana	55 76	64	A Iowa	82 69	117	H Northwestern	79 72	
20	A Michigan St.	65 61				64	H Iowa	81 68	129	H Youngstown St.	68 51	
20	H Michigan St.	55 71				68	A Michigan	73 78	164	A Illinois	65 56	
25	A Tennessee	66 74				68	H Michigan	87 91	168	H Fordham	75 59	
						75	A Minnesota	85 98	177	A Wisconsin	62 82	
						90	A Nebraska	69 87	201	H Sacred Heart	83 46	
						90	H Nebraska	78 83	251	H Holy Cross	86 82	
									284	H Central Conn. St.	73 47	
									299	A CSUN	73 81	
LAST 12 Division I GAMES:												
15	N BYU	51 63	20	A Michigan St.	65 61							
40	A Indiana	55 76	53	H Rutgers	62 74							
64	H Iowa	81 68	90	A Nebraska	69 87							
68	A Michigan	73 78	59	H Purdue	78 88							
117	A Northwestern	73 54	11	H Maryland	53 89							
5	H Ohio St.	63 77	164	A Illinois	65 56							

Non-Div I Games:

Penn St.

■ Loss,
■ Non-Conf,
■ S Site,
■ Home
■ A Away
N Neutral

Pepperdine

Through Games Of Feb. 28, 2016

Average RPI Win:	243	WON-LOST	WINNING	LAST 10	STRENGTH OF	OPP. STRENGTH	TEAM	ADJ.	CONF.	ADJ CONF.
Average RPI Loss:	125	RECORD	PCT. RANK	GAMES	SCHEDULE	OF SCHEDULE	RPI	RPI	RPI	RPI
DIV. I ONLY	6- 22	305	1- 9	129	122	275	275	8	8	
DIV. I NON-CONF.	4- 6	201	0- 1	241	291	240	240	9	9	
TOTALS	RPI 1-25	RPI 26-50	W-L RECORDS	RPI 51-100	RPI 101-150	RPI 150+				
6- 22	0- 2	1- 1	OVERALL	0- 8	0- 2	5- 9				
5- 8	0- 1	1- 0	HOME	0- 3	0- 1	4- 3				
1- 13	0- 1	0- 1	AWAY	0- 5	0- 1	1- 5				
0- 1	0- 0	0- 0	NEUTRAL	0- 0	0- 0	0- 1				
4- 6	0- 0	0- 0	NON-CONFERENCE	0- 2	0- 0	4- 4				
3- 1	0- 0	0- 0	HOME	0- 0	0- 0	3- 1				
1- 4	0- 0	0- 0	AWAY	0- 2	0- 0	1- 2				
0- 1	0- 0	0- 0	NEUTRAL	0- 0	0- 0	0- 1				
2- 16	0- 2	1- 1	CONFERENCE	0- 6	0- 2	1- 5				
2- 7	0- 1	1- 0	HOME	0- 3	0- 1	1- 2				
0- 9	0- 1	0- 1	AWAY	0- 3	0- 1	0- 3				
0- 0	0- 0	0- 0	NEUTRAL	0- 0	0- 0	0- 0				

RPI S Opponent	Score	RPI S Opponent	Score	RPI S Opponent	Score	RPI S Opponent	Score	Team's RPI: 275
15 A BYU	64 69	50 A St. Mary's (CA)	72 88	52 A Albany (NY)	49 64	103 A Gonzaga	39 56	
15 H BYU	66 77	50 H St. Mary's (CA)	62 58	66 A Army West Point	53 63	103 H Gonzaga	57 74	
				67 A Santa Clara	50 84	161 A Pacific	62 65	
				67 H Santa Clara	60 62	161 H Pacific	64 92	
				77 A San Diego	55 74	183 A New Mexico	52 60	
				77 H San Diego	54 70	186 N George Mason	63 71	
				98 A San Francisco	75 99	193 H Cal Poly	47 61	
				98 H San Francisco	74 81	203 A UNLV	63 83	
						219 A CSU Bakersfield	76 73	
						240 A Loyola Marymount	69 79	
						240 H Loyola Marymount	77 83	
						266 H UC Santa Barbara	71 69	
						285 A Portland	79 81	
						285 H Portland	74 62	
						303 H Denver	64 60	
						336 H Cal St. Fullerton	81 75	
LAST 12 Division I GAMES:								
186 N George Mason	63 71	103 A Gonzaga	39 56					
240 H Loyola Marymount	77 83	285 A Portland	79 81					
67 A Santa Clara	50 84	15 H BYU	66 77					
98 A San Francisco	75 99	77 H San Diego	54 70					
161 H Pacific	64 92	15 A BYU	64 69					
50 H St. Mary's (CA)	62 58	77 A San Diego	55 74					

Non-Div I Games: Alas. Anchorage 61 94

Pepperdine

Loss, Non-Conf, S Site, H Home A Away N Neutral

Average RPI Win:	235	WON-LOST	WINNING	LAST 10	STRENGTH OF	OPP. STRENGTH	TEAM	ADJ.	CONF.	ADJ CONF.
Average RPI Loss:	42	RECORD	PCT. RANK	GAMES	SCHEDULE	OF SCHEDULE	RPI	RPI	RPI	RPI
DIV. I ONLY	12- 17	225	4- 6	40	71	130	130	4	4	
DIV. I NON-CONF.	8- 5	120	0- 0	157	252	141	141	5	5	
TOTALS	RPI 1-25	RPI 26-50	W-L RECORDS	RPI 51-100	RPI 101-150	RPI 150+				
12- 17	0- 8	0- 3	OVERALL	0- 4	3- 2	9- 0				
6- 9	0- 5	0- 1	HOME	0- 2	0- 1	6- 0				
5- 6	0- 2	0- 2	AWAY	0- 1	3- 1	2- 0				
1- 2	0- 1	0- 0	NEUTRAL	0- 1	0- 0	1- 0				
8- 5	0- 2	0- 1	NON-CONFERENCE	0- 2	0- 0	8- 0				
6- 1	0- 1	0- 0	HOME	0- 0	0- 0	6- 0				
1- 2	0- 0	0- 1	AWAY	0- 1	0- 0	1- 0				
1- 2	0- 1	0- 0	NEUTRAL	0- 1	0- 0	1- 0				
4- 12	0- 6	0- 2	CONFERENCE	0- 2	3- 2	1- 0				
0- 8	0- 4	0- 1	HOME	0- 2	0- 1	0- 0				
4- 4	0- 2	0- 1	AWAY	0- 0	3- 1	1- 0				
0- 0	0- 0	0- 0	NEUTRAL	0- 0	0- 0	0- 0				

RPI 1-25				RPI 26-50				RPI 51-100				RPI 101+ Team's RPI: 130			
RPI	S	Opponent	Score	RPI	S	Opponent	Score	RPI	S	Opponent	Score	RPI	S	Opponent	Score
1	H	Notre Dame	55 65	31	A	Princeton	47 61	51	H	Duke	48 70	101	A	Virginia	58 55
11	N	Maryland	49 70	34	A	Miami (FL)	55 79	60	N	South Dakota St.	54 55	108	A	Virginia Tech	59 48
13	H	Florida St.	55 66	49	H	North Carolina St.	76 78	68	A	Michigan	45 82	115	A	Boston College	43 54
14	A	Louisville	36 65					73	H	Georgia Tech	60 66	132	H	Wake Forest	49 60
14	H	Louisville	61 84									137	A	North Carolina	76 60
16	A	Syracuse	48 71									155	N	Old Dominion	67 58
16	H	Syracuse	56 70									250	A	Clemson	59 56
23	H	Duquesne	65 79									251	H	Holy Cross	56 50
												261	A	Saint Francis (PA)	74 59
												280	H	American	76 58
												281	H	Rider	75 44
												319	H	Mt. St. Mary's	74 57
												329	H	Delaware St.	77 43
												342	H	Wagner	67 41
LAST 12 Division I GAMES:															
14	A	Louisville	36 65	132	H	Wake Forest	49 60								
73	H	Georgia Tech	60 66	250	A	Clemson	59 56								
16	H	Syracuse	56 70	51	H	Duke	48 70								
137	A	North Carolina	76 60	101	A	Virginia	58 55								
108	A	Virginia Tech	59 48	115	A	Boston College	43 54								
14	H	Louisville	61 84	13	H	Florida St.	55 66								

Non-Div I Games:

Pittsburgh

■ Loss,
■ Non-Conf, S Site,
■ Home
■ Away
N Neutral

Average RPI Win:	297	WON-LOST	WINNING	LAST 10	STRENGTH OF	OPP. STRENGTH	TEAM	ADJ.	CONF.	ADJ CONF.
Average RPI Loss:	121	RECORD	PCT. RANK	GAMES	SCHEDULE	OF SCHEDULE	RPI	RPI	RPI	RPI
DIV. I ONLY	2- 26	347	1- 9	62	133	285	285	8	8	
DIV. I NON-CONF.	1- 9	325	0- 0	69	279	263	263	9	9	
TOTALS	RPI 1-25	RPI 26-50	W-L RECORDS	RPI 51-100	RPI 101-150	RPI 150+				
2- 26	0- 3	0- 3	OVERALL	0- 7	0- 3	2- 10				
1- 13	0- 2	0- 1	HOME	0- 3	0- 1	1- 6				
1- 13	0- 1	0- 2	AWAY	0- 4	0- 2	1- 4				
0- 0	0- 0	0- 0	NEUTRAL	0- 0	0- 0	0- 0				
1- 9	0- 1	0- 1	NON-CONFERENCE	0- 1	0- 1	1- 5				
0- 5	0- 1	0- 0	HOME	0- 0	0- 0	0- 4				
1- 4	0- 0	0- 1	AWAY	0- 1	0- 1	1- 1				
0- 0	0- 0	0- 0	NEUTRAL	0- 0	0- 0	0- 0				
1- 17	0- 2	0- 2	CONFERENCE	0- 6	0- 2	1- 5				
1- 8	0- 1	0- 1	HOME	0- 3	0- 1	1- 2				
0- 9	0- 1	0- 1	AWAY	0- 3	0- 1	0- 3				
0- 0	0- 0	0- 0	NEUTRAL	0- 0	0- 0	0- 0				

RPI 1-25			RPI 26-50			RPI 51-100			RPI 101+			Team's RPI: 285
RPI	S	Opponent	Score	RPI	S	Opponent	Score	RPI	S	Opponent	Score	Score
9	H	Oregon St.	50 94	32	A	Washington	65 83	67	A	Santa Clara	47 66	103 A Gonzaga 51 86
15	A	BYU	66 78	50	A	St. Mary's (CA)	53 95	67	H	Santa Clara	45 67	103 H Gonzaga 63 71
15	H	BYU	59 84	50	H	St. Mary's (CA)	51 78	70	A	Oregon	52 93	141 A Montana St. 57 86
								77	A	San Diego	43 71	151 H Boise St. 49 89
								77	H	San Diego	67 77	161 A Pacific 38 87
								98	A	San Francisco	69 90	161 H Pacific 64 72
								98	H	San Francisco	63 82	172 A Montana 67 90
												190 H UC Davis 47 72
												196 H Weber St. 55 57
												240 A Loyola Marymount 52 62
												240 H Loyola Marymount 62 77
												275 A Pepperdine 62 74
												275 H Pepperdine 81 79
												299 H CSUN 62 68
												318 A Portland St. 69 53
LAST 12 Division I GAMES:												
77	H	San Diego	67 77	275	H	Pepperdine	81 79					
15	H	BYU	59 84	67	A	Santa Clara	47 66					
50	A	St. Mary's (CA)	53 95	98	A	San Francisco	69 90					
161	A	Pacific	38 87	50	H	St. Mary's (CA)	51 78					
103	A	Gonzaga	51 86	161	H	Pacific	64 72					
240	H	Loyola Marymount	62 77	15	A	BYU	66 78					

Non-Div I Games: Willamette 73 54

Portland

■ Loss,
■ Non-Conf,
■ S Site,
■ H Home
■ A Away
N Neutral

Average RPI Win:	241	WON-LOST	WINNING	LAST 10	STRENGTH OF	OPP. STRENGTH	TEAM	ADJ.	CONF.	ADJ CONF.
Average RPI Loss:	173	RECORD	PCT. RANK	GAMES	SCHEDULE	OF SCHEDULE	RPI	RPI	RPI	RPI
DIV. I ONLY	2- 23	344	1- 9	103	313	318	318	20	20	
DIV. I NON-CONF.	1- 8	320	0- 0	240	276	333	333	23	23	
TOTALS	RPI 1-25	RPI 26-50	W-L RECORDS	RPI 51-100	RPI 101-150	RPI 150+				
2- 23	0- 0	0- 0	OVERALL	0- 3	0- 6	2- 14				
2- 11	0- 0	0- 0	HOME	0- 0	0- 3	2- 8				
0- 12	0- 0	0- 0	AWAY	0- 3	0- 3	0- 6				
0- 0	0- 0	0- 0	NEUTRAL	0- 0	0- 0	0- 0				
1- 8	0- 0	0- 0	NON-CONFERENCE	0- 3	0- 1	1- 4				
1- 3	0- 0	0- 0	HOME	0- 0	0- 0	1- 3				
0- 5	0- 0	0- 0	AWAY	0- 3	0- 1	0- 1				
0- 0	0- 0	0- 0	NEUTRAL	0- 0	0- 0	0- 0				
1- 15	0- 0	0- 0	CONFERENCE	0- 0	0- 5	1- 10				
1- 8	0- 0	0- 0	HOME	0- 0	0- 3	1- 5				
0- 7	0- 0	0- 0	AWAY	0- 0	0- 2	0- 5				
0- 0	0- 0	0- 0	NEUTRAL	0- 0	0- 0	0- 0				

RPI 1-25			RPI 26-50			RPI 51-100				RPI 101+			Team's RPI: 318				
RPI	S	Opponent	Score	RPI	S	Opponent	Score	RPI	S	Opponent	Score	RPI	S	Opponent	Score		
								57	A	South Dakota	61	103	112	H	North Dakota	62	75
								60	A	South Dakota St.	65	74	135	A	Long Beach St.	71	89
								70	A	Oregon	59	122	139	A	Idaho	63	84
													139	H	Idaho	65	94
													141	A	Montana St.	64	74
													141	H	Montana St.	59	106
													172	A	Montana	57	76
													172	H	Montana	58	79
													174	A	Sacramento St.	91	132
													174	H	Sacramento St.	78	126
													182	A	Eastern Wash.	57	70
													182	H	Eastern Wash.	81	79
													185	H	Northern Colo.	59	70
													190	H	UC Davis	70	82
													196	A	Weber St.	73	102
													196	H	Weber St.	58	75
													233	A	Idaho St.	70	71
													233	H	Idaho St.	42	64
													263	H	Seattle	64	85
													285	H	Portland	53	69
													299	H	CSUN	83	77
													336	A	Cal St. Fullerton	69	84
LAST 12 Division I GAMES:																	
185	H	Northern Colo.	59	70	172	A	Montana	57	76								
112	H	North Dakota	62	75	141	A	Montana St.	64	74								
182	A	Eastern Wash.	57	70	139	H	Idaho	65	94								
139	A	Idaho	63	84	182	H	Eastern Wash.	81	79								
196	H	Weber St.	58	75	174	H	Sacramento St.	78	126								
233	H	Idaho St.	42	64	233	A	Idaho St.	70	71								

Non-Div I Games: Warner Pacific 64 76 Corban 90 76

Portland St.

Loss, Non-Conf, S Site, H Home A Away N Neutral

Prairie View

Through Games Of Feb. 28, 2016

Average RPI Win:	308	WON-LOST	WINNING	LAST 10	STRENGTH OF	OPP. STRENGTH	TEAM	ADJ.	CONF.	ADJ CONF.
Average RPI Loss:	198	RECORD	PCT. RANK	GAMES	SCHEDULE	OF SCHEDULE	RPI	RPI	RPI	RPI
DIV. I ONLY	11- 12	190	6- 4	339	340	273	273	32	32	
DIV. I NON-CONF.	3- 5	218	0- 0	294	117	221	221	31	31	
TOTALS	RPI 1-25	RPI 26-50	W-L RECORDS	RPI 51-100	RPI 101-150	RPI 150+				
11- 12	0- 1	0- 0	OVERALL	0- 2	0- 0	11- 9				
5- 4	0- 0	0- 0	HOME	0- 0	0- 0	5- 4				
6- 7	0- 1	0- 0	AWAY	0- 0	0- 0	6- 0				
0- 1	0- 0	0- 0	NEUTRAL	0- 0	0- 0	0- 1				
3- 5	0- 1	0- 0	NON-CONFERENCE	0- 2	0- 0	3- 2				
1- 0	0- 0	0- 0	HOME	0- 0	0- 0	1- 0				
2- 4	0- 1	0- 0	AWAY	0- 2	0- 0	2- 1				
0- 1	0- 0	0- 0	NEUTRAL	0- 0	0- 0	0- 1				
8- 7	0- 0	0- 0	CONFERENCE	0- 0	0- 0	8- 7				
4- 4	0- 0	0- 0	HOME	0- 0	0- 0	4- 4				
4- 3	0- 0	0- 0	AWAY	0- 0	0- 0	4- 3				
0- 0	0- 0	0- 0	NEUTRAL	0- 0	0- 0	0- 0				

RPI 1-25				RPI 26-50				RPI 51-100				RPI 101+ Team's RPI: 273			
RPI	S	Opponent	Score	RPI	S	Opponent	Score	RPI	S	Opponent	Score	RPI	S	Opponent	Score
17	A	Texas A&M	30 88					73	A	Georgia Tech	48 96	166	H	Southern U.	55 65
								85	A	TCU	60 69	171	A	Louisiana Tech	77 68
												180	A	Grambling	66 69
												180	H	Grambling	44 51
												243	A	Texas Southern	65 72
												243	H	Texas Southern	43 50
												279	A	Alabama St.	54 65
												279	H	Alabama St.	63 60
												286	H	Lamar	80 72
												288	A	Wichita St.	36 64
												304	A	Jackson St.	62 52
												304	H	Jackson St.	67 77
												311	A	Nicholls St.	81 70
												312	H	Alcorn	58 54
												323	N	North Dakota St.	58 79
												341	A	Ark.-Pine Bluff	70 66
												341	H	Ark.-Pine Bluff	70 55
												346	A	Alabama A&M	67 52
												349	A	Mississippi Val.	81 50
												349	H	Mississippi Val.	80 57
LAST 12 Division I GAMES:															
279	H	Alabama St.	63 60	279	A	Alabama St.	54 65								
349	A	Mississippi Val.	81 50	346	A	Alabama A&M	67 52								
341	A	Ark.-Pine Bluff	70 66	349	H	Mississippi Val.	80 57								
304	H	Jackson St.	67 77	341	H	Ark.-Pine Bluff	70 55								
180	H	Grambling	44 51	304	A	Jackson St.	62 52								
243	H	Texas Southern	43 50	180	A	Grambling	66 69								

Non-Div I Games: Howard Payne 86 46

Prairie View

Loss, Non-Conf, S Site, H Home A Away N Neutral

Presbyterian

Through Games Of Feb. 28, 2016

Average RPI Win:	276	WON-LOST	WINNING	LAST 10	STRENGTH OF	OPP. STRENGTH	TEAM	ADJ.	CONF.	ADJ CONF.
Average RPI Loss:	182	RECORD	PCT. RANK	GAMES	SCHEDULE	OF SCHEDULE	RPI	RPI	RPI	RPI
DIV. I ONLY	13- 11	149	6- 4	324	287	228	228	28	28	
DIV. I NON-CONF.	1- 5	304	0- 0	338	94	342	342	29	29	
TOTALS	RPI 1-25	RPI 26-50	W-L RECORDS	RPI 51-100	RPI 101-150	RPI 150+				
13- 11	0- 0	0- 0	OVERALL	0- 1	1- 3	12- 7				
9- 2	0- 0	0- 0	HOME	0- 0	1- 1	8- 1				
4- 9	0- 0	0- 0	AWAY	0- 1	0- 2	4- 6				
0- 0	0- 0	0- 0	NEUTRAL	0- 0	0- 0	0- 0				
1- 5	0- 0	0- 0	NON-CONFERENCE	0- 1	0- 1	1- 3				
1- 0	0- 0	0- 0	HOME	0- 0	0- 0	1- 0				
0- 5	0- 0	0- 0	AWAY	0- 1	0- 1	0- 3				
0- 0	0- 0	0- 0	NEUTRAL	0- 0	0- 0	0- 0				
12- 6	0- 0	0- 0	CONFERENCE	0- 0	1- 2	11- 4				
8- 2	0- 0	0- 0	HOME	0- 0	1- 1	7- 1				
4- 4	0- 0	0- 0	AWAY	0- 0	0- 1	4- 3				
0- 0	0- 0	0- 0	NEUTRAL	0- 0	0- 0	0- 0				

RPI 1-25				RPI 26-50				RPI 51-100				RPI 101+				Team's RPI: 228
RPI	S	Opponent	Score	RPI	S	Opponent	Score	RPI	S	Opponent	Score	RPI	S	Opponent	Score	
								79	A	Vanderbilt	38 56	108	A	Virginia Tech	44 58	
												116	H	Liberty	60 42	
												136	A	UNC Asheville	59 68	
												136	H	UNC Asheville	63 72	
												162	A	East Carolina	57 84	
												188	A	Gardner-Webb	40 51	
												188	H	Gardner-Webb	60 53	
												189	A	Colorado	60 72	
												200	H	Radford	53 64	
												248	A	High Point	47 61	
												248	H	High Point	82 70	
												268	A	Campbell	69 45	
												268	H	Campbell	64 54	
												271	A	Coastal Caro.	47 60	
												271	H	Coastal Caro.	66 42	
												289	A	Kennesaw St.	47 49	
												298	A	Charleston So.	63 49	
												298	H	Charleston So.	52 37	
												320	A	Longwood	59 38	
												320	H	Longwood	75 49	
												325	A	Winthrop	59 48	
												325	H	Winthrop	77 44	
												348	H	N.C. Central	60 50	
LAST 12 Division I GAMES:																
325	H	Winthrop	77 44	320	H	Longwood	75 49									
271	A	Coastal Caro.	47 60	188	H	Gardner-Webb	60 53									
268	H	Campbell	64 54	136	A	UNC Asheville	59 68									
188	A	Gardner-Webb	40 51	271	H	Coastal Caro.	66 42									
298	H	Charleston So.	52 37	268	A	Campbell	69 45									
248	A	High Point	47 61	325	A	Winthrop	59 48									

Non-Div I Games: Warren Wilson 95 56 Columbia (SC) 104 37 Brevard 70 53

Presbyterian

Loss, Non-Conf, S Site, H Home A Away N Neutral

Average RPI Win:	191	WON-LOST	WINNING	LAST 10	STRENGTH OF	OPP. STRENGTH	TEAM	ADJ.	CONF.	ADJ CONF.
Average RPI Loss:	37	RECORD	PCT. RANK	GAMES	SCHEDULE	OF SCHEDULE	RPI	RPI	RPI	RPI
DIV. I ONLY	21- 4	19	10- 0	151	99	31	31	10	10	
DIV. I NON-CONF.	11- 3	54	1- 0	207	54	58	58	12	12	
TOTALS	RPI 1-25	RPI 26-50	W-L RECORDS	RPI 51-100	RPI 101-150	RPI 150+				
21- 4	1- 1	0- 2	OVERALL	2- 1	1- 0	17- 0				
11- 0	1- 0	0- 0	HOME	1- 0	1- 0	8- 0				
8- 4	0- 1	0- 2	AWAY	1- 1	0- 0	7- 0				
2- 0	0- 0	0- 0	NEUTRAL	0- 0	0- 0	2- 0				
11- 3	1- 1	0- 1	NON-CONFERENCE	1- 1	1- 0	8- 0				
7- 0	1- 0	0- 0	HOME	1- 0	1- 0	4- 0				
2- 3	0- 1	0- 1	AWAY	0- 1	0- 0	2- 0				
2- 0	0- 0	0- 0	NEUTRAL	0- 0	0- 0	2- 0				
10- 1	0- 0	0- 1	CONFERENCE	1- 0	0- 0	9- 0				
4- 0	0- 0	0- 0	HOME	0- 0	0- 0	4- 0				
6- 1	0- 0	0- 1	AWAY	1- 0	0- 0	5- 0				
0- 0	0- 0	0- 0	NEUTRAL	0- 0	0- 0	0- 0				

RPI 1-25				RPI 26-50				Team's RPI: 31	RPI 51-100				RPI 101+			
RPI	S	Opponent	Score	RPI	S	Opponent	Score		RPI	S	Opponent	Score	RPI	S	Opponent	Score
5	A	Ohio St.	70 90	35	A	Penn	48 50		68	H	Michigan	74 57	130	H	Pittsburgh	61 47
23	H	Duquesne	94 66	36	A	Seton Hall	64 71		71	A	Dayton	81 85	159	A	Cornell	94 57
									100	A	Harvard	92 83	159	H	Cornell	71 51
													163	A	Yale	94 81
													163	H	Yale	65 50
													165	H	Hampton	79 55
													168	H	Fordham	55 44
													170	A	Marist	77 44
													214	A	Brown	83 57
													214	H	Brown	72 53
													230	A	Dartmouth	85 48
													235	A	Columbia	77 48
													235	H	Columbia	86 54
													254	H	Monmouth	81 70
													263	N	Seattle	85 48
													280	H	American	72 34
													281	A	Rider	78 59
													339	N	UC Irvine	83 42
LAST 12 Division I GAMES:																
159	A	Cornell	94 57	100	A	Harvard	92 83									
235	A	Columbia	77 48	230	A	Dartmouth	85 48									
214	A	Brown	83 57	163	H	Yale	65 50									
163	A	Yale	94 81	214	H	Brown	72 53									
235	H	Columbia	86 54	35	A	Penn	48 50									
159	H	Cornell	71 51	165	H	Hampton	79 55									

Non-Div I Games:

Princeton

Providence

Through Games Of Feb. 28, 2016

Average RPI Win:	209	WON-LOST	WINNING	LAST 10	STRENGTH OF	OPP. STRENGTH	TEAM	ADJ.	CONF.	ADJ CONF.
Average RPI Loss:	99	RECORD	PCT. RANK	GAMES	SCHEDULE	OF SCHEDULE	RPI	RPI	RPI	RPI
DIV. I ONLY	5- 23	315	1- 9	71	87	258	258	6	6	
DIV. I NON-CONF.	4- 6	201	0- 0	104	251	201	201	6	6	
TOTALS	RPI 1-25	RPI 26-50	W-L RECORDS	RPI 51-100	RPI 101-150	RPI 150+				
5- 23	0- 2	0- 4	OVERALL	0- 8	1- 3	4- 6				
4- 11	0- 1	0- 2	HOME	0- 4	1- 1	3- 3				
1- 12	0- 1	0- 2	AWAY	0- 4	0- 2	1- 3				
0- 0	0- 0	0- 0	NEUTRAL	0- 0	0- 0	0- 0				
4- 6	0- 0	0- 0	NON-CONFERENCE	0- 2	0- 2	4- 2				
3- 3	0- 0	0- 0	HOME	0- 1	0- 1	3- 1				
1- 3	0- 0	0- 0	AWAY	0- 1	0- 1	1- 1				
0- 0	0- 0	0- 0	NEUTRAL	0- 0	0- 0	0- 0				
1- 17	0- 2	0- 4	CONFERENCE	0- 6	1- 1	0- 4				
1- 8	0- 1	0- 2	HOME	0- 3	1- 0	0- 2				
0- 9	0- 1	0- 2	AWAY	0- 3	0- 1	0- 2				
0- 0	0- 0	0- 0	NEUTRAL	0- 0	0- 0	0- 0				

RPI 1-25				RPI 26-50				RPI 51-100				RPI 101+ Team's RPI: 258			
RPI	S	Opponent	Score	RPI	S	Opponent	Score	RPI	S	Opponent	Score	RPI	S	Opponent	Score
19	A	DePaul	50 96	36	A	Seton Hall	54 71	52	A	Albany (NY)	58 71	108	A	Virginia Tech	46 62
19	H	DePaul	68 91	36	H	Seton Hall	54 64	56	A	St. John's (NY)	54 69	115	H	Boston College	41 67
				47	A	Villanova	39 67	56	H	St. John's (NY)	61 80	131	A	Creighton	48 72
				47	H	Villanova	47 76	61	H	FGCU	41 50	131	H	Creighton	61 59
								94	A	Georgetown	53 63	157	A	Xavier	47 72
								94	H	Georgetown	51 82	157	H	Xavier	54 62
								95	A	Marquette	75 105	195	A	Butler	50 65
								95	H	Marquette	85 92	195	H	Butler	67 77
												199	H	Richmond	50 57
												205	H	Hartford	69 50
												214	A	Brown	47 57
												216	A	Rhode Island	64 55
												238	H	Bryant	88 78
												254	H	Monmouth	71 59
LAST 12 Division I GAMES:															
36	A	Seton Hall	54 71	157	A	Xavier	47 72								
56	A	St. John's (NY)	54 69	47	H	Villanova	47 76								
95	H	Marquette	85 92	94	H	Georgetown	51 82								
19	H	DePaul	68 91	19	A	DePaul	50 96								
131	H	Creighton	61 59	95	A	Marquette	75 105								
195	A	Butler	50 65	131	A	Creighton	48 72								

Non-Div I Games:

Providence

Loss, Non-Conf, S Site, H Home A Away N Neutral

Average RPI Win:	131	WON-LOST	WINNING	LAST 10	STRENGTH OF	OPP. STRENGTH	TEAM	ADJ.	CONF.	ADJ CONF.
Average RPI Loss:	57	RECORD	PCT. RANK	GAMES	SCHEDULE	OF SCHEDULE	RPI	RPI	RPI	RPI
DIV. I ONLY	19- 10	82	4- 6	68	19	59	59	5	5	
DIV. I NON-CONF.	9- 2	37	0- 0	164	40	79	79	4	4	
TOTALS	RPI 1-25	RPI 26-50	W-L RECORDS	RPI 51-100	RPI 101-150	RPI 150+				
19- 10	1- 5	1- 0	OVERALL	8- 3	3- 1	6- 1				
12- 4	0- 1	1- 0	HOME	6- 2	0- 1	5- 0				
5- 5	0- 3	0- 0	AWAY	2- 1	2- 0	1- 1				
2- 1	1- 1	0- 0	NEUTRAL	0- 0	1- 0	0- 0				
9- 2	1- 1	0- 0	NON-CONFERENCE	3- 0	1- 1	4- 0				
6- 1	0- 0	0- 0	HOME	3- 0	0- 1	3- 0				
1- 0	0- 0	0- 0	AWAY	0- 0	0- 0	1- 0				
2- 1	1- 1	0- 0	NEUTRAL	0- 0	1- 0	0- 0				
10- 8	0- 4	1- 0	CONFERENCE	5- 3	2- 0	2- 1				
6- 3	0- 1	1- 0	HOME	3- 2	0- 0	2- 0				
4- 5	0- 3	0- 0	AWAY	2- 1	2- 0	0- 1				
0- 0	0- 0	0- 0	NEUTRAL	0- 0	0- 0	0- 0				

RPI	S	Opponent	Score	RPI	S	Opponent	Score	RPI	S	Opponent	Score	RPI	S	Opponent	Score
5	A	Ohio St.	70 90	40	H	Indiana	63 53	53	H	Rutgers	74 68	115	H	Boston College	56 58
7	N	Stanford	65 71					63	H	Ball St.	73 63	117	A	Northwestern	85 71
11	A	Maryland	59 73					64	A	Iowa	55 63	118	N	LSU	69 52
11	H	Maryland	67 87					64	H	Iowa	90 73	127	A	Penn St.	88 78
14	N	Louisville	62 60					68	A	Michigan	65 63	164	H	Illinois	69 65
20	A	Michigan St.	56 68					68	H	Michigan	61 68	177	A	Wisconsin	57 64
								69	H	Maine	56 33	177	H	Wisconsin	68 48
								71	H	Dayton	61 58	232	H	Ill.-Chicago	62 51
								75	H	Minnesota	84 72	295	H	Jacksonville St.	67 48
								90	A	Nebraska	68 50	324	A	North Florida	70 47
								90	H	Nebraska	61 62	333	H	Incarnate Word	95 27
LAST 12 Division I GAMES:															
177	H	Wisconsin	68 48	177	A	Wisconsin	57 64								
53	H	Rutgers	74 68	11	H	Maryland	67 87								
90	A	Nebraska	68 50	127	A	Penn St.	88 78								
64	A	Iowa	55 63	20	A	Michigan St.	56 68								
68	H	Michigan	61 68	64	H	Iowa	90 73								
11	A	Maryland	59 73	90	H	Nebraska	61 62								

Non-Div I Games:

Purdue

■ Loss,
■ Non-Conf,
■ S Site,
■ H Home
■ A Away
N Neutral

Quinnipiac

Through Games Of Feb. 28, 2016

Average RPI Win:	225	WON-LOST	WINNING	LAST 10	STRENGTH OF	OPP. STRENGTH	TEAM	ADJ.	CONF.	ADJ CONF.
Average RPI Loss:	138	RECORD	PCT. RANK	GAMES	SCHEDULE	OF SCHEDULE	RPI	RPI	RPI	RPI
DIV. I ONLY	22- 7	45	10- 0	195	236	83	83	22	22	
DIV. I NON-CONF.	5- 4	138	0- 0	39	149	74	74	22	22	
TOTALS	RPI 1-25	RPI 26-50	W-L RECORDS	RPI 51-100	RPI 101-150	RPI 150+				
22- 7	0- 0	0- 0	OVERALL	1- 4	2- 0	19- 3				
12- 1	0- 0	0- 0	HOME	1- 0	1- 0	10- 1				
10- 5	0- 0	0- 0	AWAY	0- 0	1- 0	9- 1				
0- 1	0- 0	0- 0	NEUTRAL	0- 1	0- 0	0- 0				
5- 4	0- 0	0- 0	NON-CONFERENCE	1- 4	0- 0	4- 0				
3- 0	0- 0	0- 0	HOME	1- 0	0- 0	2- 0				
2- 3	0- 0	0- 0	AWAY	0- 3	0- 0	2- 0				
0- 1	0- 0	0- 0	NEUTRAL	0- 1	0- 0	0- 0				
17- 3	0- 0	0- 0	CONFERENCE	0- 0	2- 0	15- 3				
9- 1	0- 0	0- 0	HOME	0- 0	1- 0	8- 1				
8- 2	0- 0	0- 0	AWAY	0- 0	1- 0	7- 2				
0- 0	0- 0	0- 0	NEUTRAL	0- 0	0- 0	0- 0				

RPI 1-25			RPI 26-50			RPI 51-100			Team's RPI: 83	RPI 101+		
RPI	S	Opponent	Score	RPI	S	Opponent	Score	RPI	S	Opponent	Score	
								58	H	Temple	58	56
								61	A	FGCU	70	71
								66	A	Army West Point	57	67
								78	A	Drexel	49	62
								94	N	Georgetown	68	80
LAST 12 Division I GAMES:												
								119	A	Iona	69	53
								191	H	Fairfield	83	58
								281	A	Rider	65	47
								170	H	Marist	76	71
								337	A	Saint Peter's	65	53
								119	H	Iona	62	61
								297	H	Niagara	70	52
								227	A	Siena	69	59
								337	H	Saint Peter's	66	49
								245	A	Manhattan	81	63
								254	H	Monmouth	85	58
								281	A	Rider	65	47
								281	H	Rider	64	51
								283	A	Vermont	77	65
								297	A	Niagara	61	54
								297	H	Niagara	70	52
								337	A	Saint Peter's	65	53
								337	H	Saint Peter's	66	49

Non-Div I Games:

Quinnipiac


Loss, Non-Conf, S Site, H Home A Away N Neutral

Average RPI Win: 267	WON-LOST	WINNING	LAST 10	STRENGTH OF	OPP. STRENGTH	TEAM	ADJ.	CONF.	ADJ CONF.
Average RPI Loss: 161	RECORD	PCT. RANK	GAMES	SCHEDULE	OF SCHEDULE	RPI	RPI	RPI	RPI
DIV. I ONLY	13- 12	157	5- 5	265	272	200	200	28	28
DIV. I NON-CONF.	2- 5	253	0- 0	201	102	243	243	29	29
TOTALS	RPI 1-25	RPI 26-50	W-L RECORDS	RPI 51-100	RPI 101-150	RPI 150+			
13- 12	0- 0	0- 1	OVERALL	0- 0	0- 6	13- 5			
8- 3	0- 0	0- 0	HOME	0- 0	0- 2	8- 1			
5- 9	0- 0	0- 1	AWAY	0- 0	0- 4	5- 4			
0- 0	0- 0	0- 0	NEUTRAL	0- 0	0- 0	0- 0			
2- 5	0- 0	0- 1	NON-CONFERENCE	0- 0	0- 2	2- 2			
2- 0	0- 0	0- 0	HOME	0- 0	0- 0	2- 0			
0- 5	0- 0	0- 1	AWAY	0- 0	0- 2	0- 2			
0- 0	0- 0	0- 0	NEUTRAL	0- 0	0- 0	0- 0			
11- 7	0- 0	0- 0	CONFERENCE	0- 0	0- 4	11- 3			
6- 3	0- 0	0- 0	HOME	0- 0	0- 2	6- 1			
5- 4	0- 0	0- 0	AWAY	0- 0	0- 2	5- 2			
0- 0	0- 0	0- 0	NEUTRAL	0- 0	0- 0	0- 0			

RPI 1-25				RPI 26-50				RPI 51-100				RPI 101+				Team's RPI: 200	
RPI	S	Opponent	Score	RPI	S	Opponent	Score	RPI	S	Opponent	Score	RPI	S	Opponent	Score		
				49	A	North Carolina St.	52 67					108	A	Virginia Tech	40 47		
												116	A	Liberty	53 67		
												116	H	Liberty	43 49		
												129	A	Youngstown St.	53 54		
												136	A	UNC Asheville	48 58		
												136	H	UNC Asheville	46 54		
												157	A	Xavier	56 63		
												176	H	Davidson	79 68		
												186	H	George Mason	66 63		
												188	A	Gardner-Webb	50 54		
												188	H	Gardner-Webb	54 51		
												228	A	Presbyterian	64 53		
												248	A	High Point	66 71		
												248	H	High Point	54 56		
												268	H	Campbell	62 59		
												271	A	Coastal Caro.	49 36		
												271	H	Coastal Caro.	61 45		
												298	A	Charleston So.	61 50		
												298	H	Charleston So.	55 40		
												302	A	Wofford	70 79		
												320	A	Longwood	79 67		
												320	H	Longwood	80 64		
												325	A	Winthrop	67 38		
												325	H	Winthrop	66 44		
LAST 12 Division I GAMES:																	
				325	A	Winthrop	67 38					271	A	Coastal Caro.	49 36		
				320	H	Longwood	80 64					136	H	UNC Asheville	46 54		
				136	A	UNC Asheville	48 58					248	H	High Point	54 56		
				298	A	Charleston So.	61 50					188	A	Gardner-Webb	50 54		
				188	H	Gardner-Webb	54 51					298	H	Charleston So.	55 40		
				116	A	Liberty	53 67					320	A	Longwood	79 67		

Non-Div I Games: Concord 92 36 Lees-McRae 84 39

Radford

 Loss,  Non-Conf, S Site,  Home  Away N Neutral

Rhode Island

Through Games Of Feb. 28, 2016

Average RPI Win:	243	WON-LOST	WINNING	LAST 10	STRENGTH OF	OPP. STRENGTH	TEAM	ADJ.	CONF.	ADJ CONF.
Average RPI Loss:	108	RECORD	PCT. RANK	GAMES	SCHEDULE	OF SCHEDULE	RPI	RPI	RPI	RPI
DIV. I ONLY	11- 17	234	2- 8	184	103	216	216	7	7	
DIV. I NON-CONF.	6- 6	160	0- 0	289	198	229	229	8	8	
TOTALS	RPI 1-25	RPI 26-50	W-L RECORDS	RPI 51-100	RPI 101-150	RPI 150+				
11- 17	0- 3	0- 2	OVERALL	1- 5	0- 0	10- 7				
5- 9	0- 2	0- 1	HOME	1- 3	0- 0	4- 3				
6- 7	0- 1	0- 1	AWAY	0- 2	0- 0	6- 3				
0- 1	0- 0	0- 0	NEUTRAL	0- 0	0- 0	0- 1				
6- 6	0- 1	0- 0	NON-CONFERENCE	1- 1	0- 0	5- 4				
3- 3	0- 1	0- 0	HOME	1- 1	0- 0	2- 1				
3- 2	0- 0	0- 0	AWAY	0- 0	0- 0	3- 2				
0- 1	0- 0	0- 0	NEUTRAL	0- 0	0- 0	0- 1				
5- 11	0- 2	0- 2	CONFERENCE	0- 4	0- 0	5- 3				
2- 6	0- 1	0- 1	HOME	0- 2	0- 0	2- 2				
3- 5	0- 1	0- 1	AWAY	0- 2	0- 0	3- 1				
0- 0	0- 0	0- 0	NEUTRAL	0- 0	0- 0	0- 0				

RPI	S	Opponent	Score	RPI	S	Opponent	Score	RPI	S	Opponent	Score	RPI	S	Opponent	Score	Team's RPI: 216
16	H	Syracuse	54 57	29	H	St. Bonaventure	56 69	52	H	Albany (NY)	58 67	152	A	Marshall	62 72	
23	A	Duquesne	56 61	38	A	George Washington	52 68	54	A	Saint Louis	60 77	165	N	Hampton	54 59	
23	H	Duquesne	70 79					71	H	Dayton	53 67	168	A	Fordham	42 50	
								84	H	VCU	36 49	176	H	Davidson	78 62	
								99	A	Saint Joseph's	63 74	186	H	George Mason	65 68	
								100	H	Harvard	56 52	199	A	Richmond	57 50	
												209	A	Massachusetts	80 79	
												209	H	Massachusetts	64 71	
												214	A	Brown	63 67	
												230	A	Dartmouth	57 41	
												235	H	Columbia	57 56	
												258	H	Providence	55 64	
												276	A	La Salle	72 61	
												276	H	La Salle	62 52	
												309	A	FIU	68 50	
												317	H	UMass Lowell	72 64	
												344	A	Boston U.	57 41	
LAST 12 Division I GAMES:																
54	A	Saint Louis	60 77	71	H	Dayton	53 67									
209	H	Massachusetts	64 71	276	H	La Salle	62 52									
99	A	Saint Joseph's	63 74	168	A	Fordham	42 50									
84	H	VCU	36 49	209	A	Massachusetts	80 79									
186	H	George Mason	65 68	176	H	Davidson	78 62									
23	A	Duquesne	56 61	276	A	La Salle	72 61									

Non-Div I Games:

Rhode Island

■ Loss,
■ Non-Conf,
■ S Site,
■ H Home
■ A Away
N Neutral

Average RPI Win:	222	WON-LOST	WINNING	LAST 10	STRENGTH OF	OPP. STRENGTH	TEAM	ADJ.	CONF.	ADJ CONF.
Average RPI Loss:	130	RECORD	PCT. RANK	GAMES	SCHEDULE	OF SCHEDULE	RPI	RPI	RPI	RPI
DIV. I ONLY	8- 19	277	5- 5	88	142	221	221	12	12	
DIV. I NON-CONF.	1- 10	330	0- 0	56	196	254	254	11	11	
TOTALS	RPI 1-25	RPI 26-50	W-L RECORDS	RPI 51-100	RPI 101-150	RPI 150+				
8- 19	0- 4	0- 1	OVERALL	0- 3	0- 1	8- 10				
4- 10	0- 2	0- 0	HOME	0- 3	0- 1	4- 4				
4- 9	0- 2	0- 1	AWAY	0- 0	0- 0	4- 6				
0- 0	0- 0	0- 0	NEUTRAL	0- 0	0- 0	0- 0				
1- 10	0- 3	0- 0	NON-CONFERENCE	0- 1	0- 0	1- 6				
0- 5	0- 1	0- 0	HOME	0- 1	0- 0	0- 3				
1- 5	0- 2	0- 0	AWAY	0- 0	0- 0	1- 3				
0- 0	0- 0	0- 0	NEUTRAL	0- 0	0- 0	0- 0				
7- 9	0- 1	0- 1	CONFERENCE	0- 2	0- 1	7- 4				
4- 5	0- 1	0- 0	HOME	0- 2	0- 1	4- 1				
3- 4	0- 0	0- 1	AWAY	0- 0	0- 0	3- 3				
0- 0	0- 0	0- 0	NEUTRAL	0- 0	0- 0	0- 0				

RPI 1-25				RPI 26-50				RPI 51-100				RPI 101+ Team's RPI: 221			
RPI	S	Opponent	Score	RPI	S	Opponent	Score	RPI	S	Opponent	Score	RPI	S	Opponent	Score
2	A	Baylor	38 89	42	A	Western Ky.	49 52	62	H	Middle Tenn.	60 61	148	H	UAB	55 64
6	H	Texas	47 70					82	H	Charlotte	58 69	152	A	Marshall	52 81
12	A	Kentucky	39 72					100	H	Harvard	61 67	153	A	McNeese St.	53 61
22	H	UTEP	54 60									154	A	Southern Miss.	62 68
												154	H	Southern Miss.	49 59
												155	H	Old Dominion	68 46
												171	A	Louisiana Tech	61 63
												171	H	Louisiana Tech	84 77
												175	H	Loyola Chicago	50 57
												180	A	Fla. Atlantic	75 54
												202	A	Stephen F. Austin	45 59
												225	A	Sam Houston St.	58 46
												236	A	North Texas	79 73
												236	H	North Texas	100 97
												243	H	Texas Southern	66 69
												260	H	UTSA	49 48
												282	H	Houston	59 62
												309	A	FIU	68 62
												314	A	A&M-Corpus Christi	55 60
LAST 12 Division I GAMES:															
171	H	Louisiana Tech	84 77	154	A	Southern Miss.	62 68	171	A	Louisiana Tech	61 63				
154	H	Southern Miss.	49 59	236	A	North Texas	79 73	62	H	Middle Tenn.	60 61				
309	A	FIU	68 62	62	H	UAB	55 64	148	H	UAB	55 64				
180	A	Fla. Atlantic	75 54	152	A	Marshall	52 81								
155	H	Old Dominion	68 46												
82	H	Charlotte	58 69												

Non-Div I Games:

Rice

■ Loss,
 ■ Non-Conf,
 ■ S Site,
 ■ H Home
 ■ A Away
 N Neutral

Average RPI Win: 217	WON-LOST	WINNING	LAST 10	STRENGTH OF	OPP. STRENGTH	TEAM	ADJ.	CONF.	ADJ CONF.
Average RPI Loss: 104	RECORD	PCT. RANK	GAMES	SCHEDULE	OF SCHEDULE	RPI	RPI	RPI	RPI
DIV. I ONLY	12- 17	225	3- 7	153	93	199	199	7	7
DIV. I NON-CONF.	7- 6	156	0- 0	291	150	216	216	8	8
TOTALS	RPI 1-25	RPI 26-50	W-L RECORDS	RPI 51-100	RPI 101-150	RPI 150+			
12- 17	0- 1	0- 4	OVERALL	1- 6	0- 2	11- 4			
6- 8	0- 1	0- 2	HOME	1- 2	0- 0	5- 3			
4- 8	0- 0	0- 2	AWAY	0- 3	0- 2	4- 1			
2- 1	0- 0	0- 0	NEUTRAL	0- 1	0- 0	2- 0			
7- 6	0- 0	0- 1	NON-CONFERENCE	0- 1	0- 2	7- 2			
4- 2	0- 0	0- 1	HOME	0- 0	0- 0	4- 1			
1- 3	0- 0	0- 0	AWAY	0- 0	0- 2	1- 1			
2- 1	0- 0	0- 0	NEUTRAL	0- 1	0- 0	2- 0			
5- 11	0- 1	0- 3	CONFERENCE	1- 5	0- 0	4- 2			
2- 6	0- 1	0- 1	HOME	1- 2	0- 0	1- 2			
3- 5	0- 0	0- 2	AWAY	0- 3	0- 0	3- 0			
0- 0	0- 0	0- 0	NEUTRAL	0- 0	0- 0	0- 0			

RPI 1-25				RPI 26-50				RPI 51-100				RPI 101+ Team's RPI: 199			
RPI	S	Opponent	Score	RPI	S	Opponent	Score	RPI	S	Opponent	Score	RPI	S	Opponent	Score
23	H	Duquesne	44 65	29	A	St. Bonaventure	43 66	54	A	Saint Louis	48 73	101	A	Virginia	51 71
				37	H	James Madison	47 73	71	H	Dayton	48 60	132	A	Wake Forest	33 43
				38	A	George Washington	53 55	84	A	VCU	42 53	155	H	Old Dominion	62 57
				38	H	George Washington	47 62	84	H	VCU	62 50	168	H	Fordham	52 48
								95	N	Marquette	80 98	176	H	Davidson	59 67
								99	A	Saint Joseph's	53 64	186	A	George Mason	57 50
								99	H	Saint Joseph's	57 59	187	H	Eastern Ky.	81 62
												198	H	William & Mary	56 50
												209	A	Massachusetts	74 68
												216	H	Rhode Island	50 57
												223	H	Furman	62 69
												258	A	Providence	57 50
												259	A	Appalachian St.	59 73
												262	H	UNCW	63 53
												276	A	La Salle	60 43
												288	N	Wichita St.	63 50
												327	N	Lafayette	54 46
LAST 12 Division I GAMES:															
				99	H	Saint Joseph's	57 59	38	H	George Washington	47 62				
				38	A	George Washington	53 55	54	A	Saint Louis	48 73				
				186	A	George Mason	57 50	29	A	St. Bonaventure	43 66				
				168	H	Fordham	52 48	23	H	Duquesne	44 65				
				84	H	VCU	62 50	84	A	VCU	42 53				
				176	H	Davidson	59 67	209	A	Massachusetts	74 68				

Non-Div I Games:

Richmond

■ Loss,
 ■ Non-Conf,
 S Site,
 ■ Home
 ■ Away
 N Neutral

RACON				Through Games Of Feb. 19; 1910						
Average RPI Win:	285	WON-LOST	WINNING	LAST 10	STRENGTH OF	OPP. STRENGTH	TEAM	ADJ.	CONF.	ADJ CONF.
Average RPI Loss:	165	RECORD	PCT. RANK	GAMES	SCHEDULE	OF SCHEDULE	RPI	RPI	RPI	RPI
DIV. I ONLY	8- 21	288	4- 6	198	268	281	281	22	22	
DIV. I NON-CONF.	3- 6	234	0- 0	75	308	198	198	22	22	
TOTALS	RPI 1-25	RPI 26-50	W-L RECORDS	RPI 51-100	RPI 101-150	RPI 150+				
8- 21	0- 0	0- 1	OVERALL	0- 4	0- 3	8- 13				
4- 9	0- 0	0- 1	HOME	0- 1	0- 1	4- 6				
4- 10	0- 0	0- 0	AWAY	0- 2	0- 2	4- 6				
0- 2	0- 0	0- 0	NEUTRAL	0- 1	0- 0	0- 1				
3- 6	0- 0	0- 1	NON-CONFERENCE	0- 2	0- 1	3- 2				
2- 1	0- 0	0- 1	HOME	0- 0	0- 0	2- 0				
1- 3	0- 0	0- 0	AWAY	0- 1	0- 1	1- 1				
0- 2	0- 0	0- 0	NEUTRAL	0- 1	0- 0	0- 1				
5- 15	0- 0	0- 0	CONFERENCE	0- 2	0- 2	5- 11				
2- 8	0- 0	0- 0	HOME	0- 1	0- 1	2- 6				
3- 7	0- 0	0- 0	AWAY	0- 1	0- 1	3- 5				
0- 0	0- 0	0- 0	NEUTRAL	0- 0	0- 0	0- 0				

[illegible]

Non-Div I Games:

Rider

Loss, Non-Conf, S Site, H Home A Away N Neutral

Average RPI Win:	285	WON-LOST	WINNING	LAST 10	STRENGTH OF	OPP. STRENGTH	TEAM	ADJ.	CONF.	ADJ CONF.
Average RPI Loss:	199	RECORD	PCT. RANK	GAMES	SCHEDULE	OF SCHEDULE	RPI	RPI	RPI	RPI
DIV. I ONLY	15- 12	142	5- 5	316	331	210	210	30	30	
DIV. I NON-CONF.	5- 5	160	0- 0	175	141	133	133	32	32	
TOTALS	RPI 1-25	RPI 26-50	W-L RECORDS	RPI 51-100	RPI 101-150	RPI 150+				
15- 12	0- 1	0- 0	OVERALL	0- 2	0- 2	15- 7				
8- 3	0- 0	0- 0	HOME	0- 0	0- 1	8- 2				
7- 9	0- 0	0- 0	AWAY	0- 0	0- 0	7- 0				
0- 0	0- 0	0- 0	NEUTRAL	0- 0	0- 0	0- 0				
5- 5	0- 1	0- 0	NON-CONFERENCE	0- 2	0- 2	5- 0				
2- 1	0- 0	0- 0	HOME	0- 0	0- 1	2- 0				
3- 4	0- 1	0- 0	AWAY	0- 2	0- 1	3- 0				
0- 0	0- 0	0- 0	NEUTRAL	0- 0	0- 0	0- 0				
10- 7	0- 0	0- 0	CONFERENCE	0- 0	0- 0	10- 7				
6- 2	0- 0	0- 0	HOME	0- 0	0- 0	6- 2				
4- 5	0- 0	0- 0	AWAY	0- 0	0- 0	4- 5				
0- 0	0- 0	0- 0	NEUTRAL	0- 0	0- 0	0- 0				

RPI 1-25				RPI 26-50				RPI 51-100				RPI 101+ Team's RPI: 210			
RPI	S	Opponent	Score	RPI	S	Opponent	Score	RPI	S	Opponent	Score	RPI	S	Opponent	Score
18	A	Florida	52 79					64	A	Iowa	50 69	129	A	Youngstown St.	46 55
								82	A	Charlotte	73 94	140	H	Northern Ky.	70 72
												167	H	Delaware	53 50
												201	A	Sacred Heart	52 62
												201	H	Sacred Heart	78 63
												238	A	Bryant	65 71
												238	H	Bryant	55 53
												249	H	Morgan St.	76 44
												254	A	Monmouth	60 47
												261	A	Saint Francis (PA)	54 62
												276	A	La Salle	76 45
												284	A	Central Conn. St.	39 48
												284	H	Central Conn. St.	72 55
												290	A	Ga. Southern	64 49
												315	A	Fairleigh Dickinson	52 60
												315	H	Fairleigh Dickinson	68 83
												319	A	Mt. St. Mary's	74 67
												319	H	Mt. St. Mary's	61 56
												326	A	LIU Brooklyn	52 49
												326	H	LIU Brooklyn	69 53
												335	A	St. Francis Brooklyn	62 53
												335	H	St. Francis Brooklyn	65 72
												342	A	Wagner	79 49
												342	H	Wagner	64 44
LAST 12 Division I GAMES:															
342	A	Wagner	79 49	238	H	Bryant	55 53								
326	H	LIU Brooklyn	69 53	319	A	Mt. St. Mary's	74 67								
335	H	St. Francis Brooklyn	65 72	261	A	Saint Francis (PA)	54 62								
201	A	Sacred Heart	52 62	284	A	Central Conn. St.	39 48								
315	A	Fairleigh Dickinson	52 60	238	A	Bryant	65 71								
284	H	Central Conn. St.	72 55	319	H	Mt. St. Mary's	61 56								

Non-Div I Games: West Va. Wesleyan 124 59

Robert Morris

■ Loss,
 ■ Non-Conf, S Site,
 ■ Home
 ■ Away
 N Neutral

Average RPI Win:	118	WON-LOST	WINNING	LAST 10	STRENGTH OF	OPP. STRENGTH	TEAM	ADJ.	CONF.	ADJ CONF.
Average RPI Loss:	38	RECORD	PCT. RANK	GAMES	SCHEDULE	OF SCHEDULE	RPI	RPI	RPI	RPI
DIV. I ONLY	17- 13	135	5- 5	15	14	53	53	5	5	
DIV. I NON-CONF.	9- 3	69	0- 0	25	10	16	16	4	4	
TOTALS	RPI 1-25	RPI 26-50	W-L RECORDS	RPI 51-100	RPI 101-150	RPI 150+				
17- 13	1- 6	0- 2	OVERALL	6- 5	6- 0	4- 0				
11- 4	0- 3	0- 0	HOME	4- 1	4- 0	3- 0				
3- 9	0- 3	0- 2	AWAY	1- 4	1- 0	1- 0				
3- 0	1- 0	0- 0	NEUTRAL	1- 0	1- 0	0- 0				
9- 3	1- 1	0- 1	NON-CONFERENCE	3- 1	4- 0	1- 0				
5- 1	0- 0	0- 0	HOME	1- 1	3- 0	1- 0				
1- 2	0- 1	0- 1	AWAY	1- 0	0- 0	0- 0				
3- 0	1- 0	0- 0	NEUTRAL	1- 0	1- 0	0- 0				
8- 10	0- 5	0- 1	CONFERENCE	3- 4	2- 0	3- 0				
6- 3	0- 3	0- 0	HOME	3- 0	1- 0	2- 0				
2- 7	0- 2	0- 1	AWAY	0- 4	1- 0	1- 0				
0- 0	0- 0	0- 0	NEUTRAL	0- 0	0- 0	0- 0				

RPI	S	Opponent	Score	RPI	S	Opponent	Score	RPI	S	Opponent	Score	RPI	S	Opponent	Score
5	A	Ohio St.	78 90	36	A	Seton Hall	49 77	56	H	St. John's (NY)	62 69	101	N	Virginia	60 48
5	H	Ohio St.	58 67	40	A	Indiana	48 64	58	H	Temple	61 51	117	H	Northwestern	61 59
11	H	Maryland	59 73					59	A	Purdue	68 74	118	H	LSU	69 57
13	A	Florida St.	43 65					64	A	Iowa	65 69	119	H	Iona	58 33
20	A	Michigan St.	48 59					68	H	Michigan	72 50	127	A	Penn St.	74 62
20	H	Michigan St.	67 70					75	A	Minnesota	72 85	134	H	Arkansas	60 40
21	N	Green Bay	54 43					75	H	Minnesota	66 55	164	A	Illinois	63 56
								80	N	Tulane	75 51	164	H	Illinois	67 54
								90	A	Nebraska	54 65	177	H	Wisconsin	61 41
								90	H	Nebraska	66 56	292	H	Savannah St.	65 26
								99	A	Saint Joseph's	78 65				
LAST 12 Division I GAMES:															
68	H	Michigan	72 50	127	A	Penn St.	74 62								
59	A	Purdue	68 74	75	A	Minnesota	72 85								
11	H	Maryland	59 73	90	H	Nebraska	66 56								
20	H	Michigan St.	67 70	40	A	Indiana	48 64								
164	A	Illinois	63 56	5	H	Ohio St.	58 67								
117	H	Northwestern	61 59	20	A	Michigan St.	48 59								

Non-Div I Games:

Rutgers

■ Loss,
■ Non-Conf, S Site,
■ Home
■ Away
N Neutral

RPI 1-25					
RPI	S	Opponent	Score		
24	A	Oklahoma St.	61	86	
RPI 26-50					
RPI	S	Opponent	Score		
41	A	Missouri	46	75	
RPI 51-100					
RPI	S	Opponent	Score		
54	H	Saint Louis	71	64	
74	A	Central Mich.	65	78	
89	A	UT Martin	50	86	
89	H	UT Martin	79	85	
91	H	Belmont	73	60	
Team's RPI: 147					
RPI	S	Opponent	Score		
114	H	IUPUI	67	85	
128	A	Southern Ill.	57	71	
187	H	Eastern Ky.	89	74	
202	N	Stephen F. Austin	74	82	
224	A	Southeast Mo. St.	89	75	
224	H	Southeast Mo. St.	80	73	
231	A	Western Ill.	74	78	
244	A	Valparaiso	56	69	
252	H	Northern Ill.	93	67	
253	A	Tennessee St.	61	73	
256	H	Omaha	90	86	
265	A	Austin Peay	72	61	
265	H	Austin Peay	94	75	
267	A	Murray St.	64	61	
267	H	Murray St.	76	79	
278	A	Tennessee Tech	83	68	
295	A	Jacksonville St.	62	57	
296	A	UMKC	63	58	
305	H	Morehead St.	90	81	
322	A	Illinois St.	65	57	
338	A	Eastern Ill.	66	56	
338	H	Eastern Ill.	87	75	
LAST 12 Division I GAMES:					
338	A	Eastern Ill.	66	56	
224	A	Southeast Mo. St.	89	75	
89	A	UT Martin	50	86	
265	H	Austin Peay	94	75	
267	H	Murray St.	76	79	
89	H	UT Martin	79	85	
338	H	Eastern Ill.	87	75	
265	A	Austin Peay	72	61	
267	A	Murray St.	64	61	
224	H	Southeast Mo. St.	80	73	
187	H	Eastern Ky.	89	74	
305	H	Morehead St.	90	81	

Non-Div I Games:

SMU				STRENGTH OF SCHEDULE	OPP. STRENGTH OF SCHEDULE	TEAM RPI	ADJ. RPI	CONF. RPI	ADJ CONF. RPI
Average RPI Win:	190	WON-LOST RECORD	WINNING PCT. RANK						
Average RPI Loss:	99		LAST 10 GAMES						
DIV. I ONLY	12- 16	215	4- 6	125	68	179	179	9	9
DIV. I NON-CONF.	5- 6	180	0- 0	154	21	193	193	7	7

TOTALS	RPI 1-25	RPI 26-50	W-L RECORDS	RPI 51-100	RPI 101-150	RPI 150+			
12- 16	0- 4	0- 3	OVERALL	1- 4	3- 0	8- 5			
8- 7	0- 2	0- 1	HOME	1- 2	2- 0	5- 2			
2- 8	0- 2	0- 1	AWAY	0- 2	0- 0	2- 3			
2- 1	0- 0	0- 1	NEUTRAL	0- 0	1- 0	1- 0			
5- 6	0- 2	0- 1	NON-CONFERENCE	0- 1	2- 0	3- 2			
3- 3	0- 1	0- 0	HOME	0- 1	1- 0	2- 1			
0- 2	0- 1	0- 0	AWAY	0- 0	0- 0	0- 1			
2- 1	0- 0	0- 1	NEUTRAL	0- 0	1- 0	1- 0			
7- 10	0- 2	0- 2	CONFERENCE	1- 3	1- 0	5- 3			
5- 4	0- 1	0- 1	HOME	1- 1	1- 0	3- 1			
2- 6	0- 1	0- 1	AWAY	0- 2	0- 0	2- 2			
0- 0	0- 0	0- 0	NEUTRAL	0- 0	0- 0	0- 0			

RPI 1-25				RPI 26-50				RPI 51-100				RPI 101+ Team's RPI: 179			
RPI	S	Opponent	Score	RPI	S	Opponent	Score	RPI	S	Opponent	Score	RPI	S	Opponent	Score
3	A	UConn	41 88	27	N	Mississippi St.	70 72	58	A	Temple	35 55	102	H	Memphis	58 49
3	H	UConn	37 90	30	A	South Fla.	56 83	58	H	Temple	69 67	122	H	Northwestern St.	74 36
8	H	Arizona St.	57 64	30	H	South Fla.	48 66	80	A	Tulane	64 76	125	N	Arizona	58 46
17	A	Texas A&M	55 67					80	H	Tulane	42 54	162	H	East Carolina	74 67
								85	H	TCU	79 89	183	H	New Mexico	58 63
												184	A	Tulsa	54 56
												184	H	Tulsa	62 45
												188	N	Gardner-Webb	69 61
												222	A	Cincinnati	73 55
												225	H	Kansas	73 64
												236	A	North Texas	57 60
												270	A	UCF	54 66
												270	H	UCF	65 50
												282	A	Houston	50 48
												282	H	Houston	54 63
												336	H	Cal St. Fullerton	74 53
LAST 12 Division I GAMES:															
282	H	Houston	54 63	270	H	UCF	65 50	58	A	Temple	35 55				
3	A	UConn	41 88	30	H	South Fla.	48 66	222	A	Cincinnati	73 55				
270	A	UCF	54 66	3	H	UConn	37 90	80	H	Tulane	42 54				
184	H	Tulsa	62 45												
80	A	Tulane	64 76												
162	H	East Carolina	74 67												

Non-Div I Games:

SMU

■ Loss,
 ■ Non-Conf,
 ■ S Site,
 ■ H Home
 ■ A Away
 N Neutral

Average RPI Win:	235	WON-LOST	WINNING	LAST 10	STRENGTH OF	OPP. STRENGTH	TEAM	ADJ.	CONF.	ADJ CONF.
Average RPI Loss:	129	RECORD	PCT. RANK	GAMES	SCHEDULE	OF SCHEDULE	RPI	RPI	RPI	RPI
DIV. I ONLY	11- 16	228	4- 6	74	278	174	174	20	20	
DIV. I NON-CONF.	3- 8	258	0- 0	100	139	205	205	23	23	
TOTALS	RPI 1-25	RPI 26-50	W-L RECORDS	RPI 51-100	RPI 101-150	RPI 150+				
11- 16	0- 1	0- 1	OVERALL	0- 3	0- 6	11- 5				
6- 7	0- 1	0- 0	HOME	0- 1	0- 4	6- 1				
5- 8	0- 0	0- 0	AWAY	0- 2	0- 2	5- 4				
0- 1	0- 0	0- 1	NEUTRAL	0- 0	0- 0	0- 0				
3- 8	0- 1	0- 1	NON-CONFERENCE	0- 3	0- 1	3- 2				
1- 3	0- 1	0- 0	HOME	0- 1	0- 1	1- 0				
2- 4	0- 0	0- 0	AWAY	0- 2	0- 0	2- 2				
0- 1	0- 0	0- 1	NEUTRAL	0- 0	0- 0	0- 0				
8- 8	0- 0	0- 0	CONFERENCE	0- 0	0- 5	8- 3				
5- 4	0- 0	0- 0	HOME	0- 0	0- 3	5- 1				
3- 4	0- 0	0- 0	AWAY	0- 0	0- 2	3- 2				
0- 0	0- 0	0- 0	NEUTRAL	0- 0	0- 0	0- 0				

RPI	S	Opponent	Score	RPI	S	Opponent	Score	RPI	S	Opponent	Score	RPI	S	Opponent	Score	Team's RPI: 174
10	H	UCLA	76 109	47	N	Villanova	54 78	92	A	California	99 117	112	H	North Dakota	79 86	
								97	A	New Mexico St.	77 80	123	H	Hawaii	72 74	
								98	H	San Francisco	94 95	139	A	Idaho	60 107	
												139	H	Idaho	88 98	
												141	A	Montana St.	99 116	
												141	H	Montana St.	79 80	
												172	A	Montana	83 90	
												172	H	Montana	83 75	
												182	A	Eastern Wash.	94 91	
												182	H	Eastern Wash.	83 100	
												183	A	New Mexico	71 84	
												185	H	Northern Colo.	83 72	
												190	A	UC Davis	92 77	
												193	A	Cal Poly	72 97	
												196	A	Weber St.	66 77	
												196	H	Weber St.	87 64	
												218	A	Utah St.	95 86	
												233	A	Idaho St.	68 59	
												233	H	Idaho St.	83 62	
												318	A	Portland St.	126 78	
												318	H	Portland St.	132 91	
												339	H	UC Irvine	126 78	
LAST 12 Division I GAMES:																
112	H	North Dakota	79 86	141	A	Montana St.	99 116									
185	H	Northern Colo.	83 72	172	A	Montana	83 90									
139	A	Idaho	60 107	182	H	Eastern Wash.	83 100									
182	A	Eastern Wash.	94 91	139	H	Idaho	88 98									
233	H	Idaho St.	83 62	318	A	Portland St.	126 78									
196	H	Weber St.	87 64	196	A	Weber St.	66 77									

Non-Div I Games:

Sacramento St.

■ Loss,
 ■ Non-Conf,
 ■ S Site,
 ■ Home
 ■ A Away
 N Neutral

Sacred Heart

Through Games Of Feb. 28, 2016

Average RPI Win:	294	WON-LOST	WINNING	LAST 10	STRENGTH OF	OPP. STRENGTH	TEAM	ADJ.	CONF.	ADJ CONF.
Average RPI Loss:	169	RECORD	PCT. RANK	GAMES	SCHEDULE	OF SCHEDULE	RPI	RPI	RPI	RPI
DIV. I ONLY	17- 11	110	9- 1	313	327	201	201	30	30	
DIV. I NON-CONF.	2- 9	296	0- 0	239	146	307	307	32	32	
TOTALS	RPI 1-25	RPI 26-50	W-L RECORDS	RPI 51-100	RPI 101-150	RPI 150+				
17- 11	0- 0	0- 0	OVERALL	0- 2	0- 3	17- 6				
9- 4	0- 0	0- 0	HOME	0- 0	0- 1	9- 3				
7- 6	0- 0	0- 0	AWAY	0- 2	0- 1	7- 3				
1- 1	0- 0	0- 0	NEUTRAL	0- 0	0- 1	1- 0				
2- 9	0- 0	0- 0	NON-CONFERENCE	0- 2	0- 3	2- 4				
1- 3	0- 0	0- 0	HOME	0- 0	0- 1	1- 2				
0- 5	0- 0	0- 0	AWAY	0- 2	0- 1	0- 2				
1- 1	0- 0	0- 0	NEUTRAL	0- 0	0- 1	1- 0				
15- 2	0- 0	0- 0	CONFERENCE	0- 0	0- 0	15- 2				
8- 1	0- 0	0- 0	HOME	0- 0	0- 0	8- 1				
7- 1	0- 0	0- 0	AWAY	0- 0	0- 0	7- 1				
0- 0	0- 0	0- 0	NEUTRAL	0- 0	0- 0	0- 0				

RPI 1-25				RPI 26-50				RPI 51-100				RPI 101+ Team's RPI: 201					
RPI	S	Opponent	Score	RPI	S	Opponent	Score	RPI	S	Opponent	Score	RPI	S	Opponent	Score		
								56	A	St. John's (NY)	54	67	121	H	Buffalo	53	66
								58	A	Temple	62	92	127	A	Penn St.	46	83
													133	N	La.-Lafayette	58	60
													191	A	Fairfield	50	61
													205	H	Hartford	67	68
													210	A	Robert Morris	63	78
													210	H	Robert Morris	62	52
													234	H	Binghamton	69	60
													238	A	Bryant	64	60
													238	H	Bryant	59	61
													239	H	New Hampshire	69	81
													261	A	Saint Francis (PA)	81	77
													261	H	Saint Francis (PA)	80	67
													271	N	Coastal Caro.	71	62
													283	A	Vermont	51	53
													284	A	Central Conn. St.	61	57
													284	H	Central Conn. St.	79	69
													315	A	Fairleigh Dickinson	80	65
													315	H	Fairleigh Dickinson	72	61
													319	H	Mt. St. Mary's	61	58
													326	A	LIU Brooklyn	62	53
													326	H	LIU Brooklyn	71	47
													335	A	St. Francis Brooklyn	68	51
													335	H	St. Francis Brooklyn	63	55
													342	A	Wagner	77	73
													342	H	Wagner	73	62
LAST 12 Division I GAMES:																	
				261	H	Saint Francis (PA)	80	67					335	H	St. Francis Brooklyn	63	55
				238	A	Bryant	64	60					326	A	LIU Brooklyn	62	53
				315	A	Fairleigh Dickinson	80	65					238	H	Bryant	59	61
				210	H	Robert Morris	62	52					319	H	Mt. St. Mary's	61	58
				284	H	Central Conn. St.	79	69					342	A	Wagner	77	73
				326	H	LIU Brooklyn	71	47					284	A	Central Conn. St.	61	57

Non-Div I Games:

Sacred Heart

■ Loss,
 ■ Non-Conf,
 ■ S Site,
 ■ Home
 ■ A Away
 N Neutral

Average RPI Win:	307	WON-LOST	WINNING	LAST 10	STRENGTH OF	OPP. STRENGTH	TEAM	ADJ.	CONF.	ADJ CONF.
Average RPI Loss:	192	RECORD	PCT. RANK	GAMES	SCHEDULE	OF SCHEDULE	RPI	RPI	RPI	RPI
DIV. I ONLY	12- 15	209	6- 4	309	330	261	261	30	30	
DIV. I NON-CONF.	1- 9	325	0- 0	172	131	308	308	32	32	
TOTALS	RPI 1-25	RPI 26-50	W-L RECORDS	RPI 51-100	RPI 101-150	RPI 150+				
12- 15	0- 1	0- 1	OVERALL	0- 0	0- 1	12- 12				
8- 3	0- 0	0- 0	HOME	0- 0	0- 1	8- 2				
4- 11	0- 1	0- 1	AWAY	0- 0	0- 0	4- 9				
0- 1	0- 0	0- 0	NEUTRAL	0- 0	0- 0	0- 1				
1- 9	0- 1	0- 1	NON-CONFERENCE	0- 0	0- 1	1- 6				
1- 1	0- 0	0- 0	HOME	0- 0	0- 1	1- 0				
0- 7	0- 1	0- 1	AWAY	0- 0	0- 0	0- 5				
0- 1	0- 0	0- 0	NEUTRAL	0- 0	0- 0	0- 1				
11- 6	0- 0	0- 0	CONFERENCE	0- 0	0- 0	11- 6				
7- 2	0- 0	0- 0	HOME	0- 0	0- 0	7- 2				
4- 4	0- 0	0- 0	AWAY	0- 0	0- 0	4- 4				
0- 0	0- 0	0- 0	NEUTRAL	0- 0	0- 0	0- 0				

RPI 1-25				RPI 26-50				RPI 51-100				RPI 101+ Team's RPI: 261			
RPI	S	Opponent	Score	RPI	S	Opponent	Score	RPI	S	Opponent	Score	RPI	S	Opponent	Score
18	A	Florida	65 122	44	A	Ohio	65 91					130	H	Pittsburgh	59 74
												152	A	Marshall	73 81
												159	A	Cornell	69 75
												187	N	Eastern Ky.	82 88
												201	A	Sacred Heart	67 80
												201	H	Sacred Heart	77 81
												207	A	Canisius	52 77
												210	H	Robert Morris	62 54
												222	A	Cincinnati	86 93
												235	A	Columbia	78 82
												238	A	Bryant	72 84
												238	H	Bryant	85 72
												271	H	Coastal Caro.	106 74
												284	A	Central Conn. St.	51 66
												284	H	Central Conn. St.	59 79
												315	A	Fairleigh Dickinson	72 73
												315	H	Fairleigh Dickinson	87 67
												319	A	Mt. St. Mary's	73 64
												319	H	Mt. St. Mary's	87 57
												326	A	LIU Brooklyn	84 75
												326	H	LIU Brooklyn	72 64
												335	A	St. Francis Brooklyn	83 76
												335	H	St. Francis Brooklyn	85 68
												342	A	Wagner	87 74
												342	H	Wagner	93 78
LAST 12 Division I GAMES:															
				201	A	Sacred Heart	67 80					284	H	Central Conn. St.	59 79
				335	H	St. Francis Brooklyn	85 68					315	A	Fairleigh Dickinson	72 73
				326	H	LIU Brooklyn	72 64					210	H	Robert Morris	62 54
				342	A	Wagner	87 74					238	A	Bryant	72 84
				319	A	Mt. St. Mary's	73 64					284	A	Central Conn. St.	51 66
				238	H	Bryant	85 72					315	H	Fairleigh Dickinson	87 67

Non-Div I Games: Pitt.-Johnstown 82 78

Saint Francis (PA)

■ Loss,
 ■ Non-Conf,
 ■ S Site,
 ■ H Home
 ■ A Away
 N Neutral

Saint Joseph's

Through Games Of Feb. 28, 2016

Average RPI Win:	154	WON-LOST	WINNING	LAST 10	STRENGTH OF	OPP. STRENGTH	TEAM	ADJ.	CONF.	ADJ CONF.
Average RPI Loss:	84	RECORD	PCT. RANK	GAMES	SCHEDULE	OF SCHEDULE	RPI	RPI	RPI	RPI
DIV. I ONLY	14- 14	166	5- 5	32	84	99	99	7	7	
DIV. I NON-CONF.	6- 6	160	0- 0	4	36	55	55	8	8	
TOTALS	RPI 1-25	RPI 26-50	W-L RECORDS	RPI 51-100	RPI 101-150	RPI 150+				
14- 14	0- 2	1- 4	OVERALL	4- 4	0- 1	9- 3				
9- 7	0- 1	1- 2	HOME	2- 3	0- 1	6- 0				
5- 7	0- 1	0- 2	AWAY	2- 1	0- 0	3- 3				
0- 0	0- 0	0- 0	NEUTRAL	0- 0	0- 0	0- 0				
6- 6	0- 1	1- 2	NON-CONFERENCE	3- 2	0- 1	2- 0				
4- 4	0- 1	1- 1	HOME	2- 1	0- 1	1- 0				
2- 2	0- 0	0- 1	AWAY	1- 1	0- 0	1- 0				
0- 0	0- 0	0- 0	NEUTRAL	0- 0	0- 0	0- 0				
8- 8	0- 1	0- 2	CONFERENCE	1- 2	0- 0	7- 3				
5- 3	0- 0	0- 1	HOME	0- 2	0- 0	5- 0				
3- 5	0- 1	0- 1	AWAY	1- 0	0- 0	2- 3				
0- 0	0- 0	0- 0	NEUTRAL	0- 0	0- 0	0- 0				

RPI 1-25				RPI 26-50				RPI 51-100 Team's RPI: 99				RPI 101+			
RPI	S	Opponent	Score	RPI	S	Opponent	Score	RPI	S	Opponent	Score	RPI	S	Opponent	Score
1	H	Notre Dame	55 91	29	A	St. Bonaventure	51 65	53	H	Rutgers	65 78	119	H	Iona	75 81
23	A	Duquesne	59 73	35	H	Penn	50 46	54	H	Saint Louis	66 77	168	A	Fordham	40 47
				36	H	Seton Hall	54 66	58	A	Temple	70 67	168	H	Fordham	61 51
				38	H	George Washington	45 70	71	H	Dayton	61 71	176	H	Davidson	87 54
				47	A	Villanova	49 55	74	H	Central Mich.	76 66	178	H	UMBC	104 45
								76	A	Hofstra	62 75	186	A	George Mason	41 55
								78	H	Drexel	53 46	199	A	Richmond	59 57
								84	A	VCU	66 63	199	H	Richmond	64 53
												206	A	Lehigh	63 62
												209	A	Massachusetts	62 58
												216	H	Rhode Island	74 63
												276	A	La Salle	70 75
												276	H	La Salle	64 55
LAST 12 Division I GAMES:															
199	A	Richmond	59 57	186	A	George Mason	41 55								
176	H	Davidson	87 54	276	H	La Salle	64 55								
216	H	Rhode Island	74 63	29	A	St. Bonaventure	51 65								
276	A	La Salle	70 75	71	H	Dayton	61 71								
23	A	Duquesne	59 73	54	H	Saint Louis	66 77								
168	H	Fordham	61 51	168	A	Fordham	40 47								

Non-Div I Games:

Saint Joseph's

■ Loss,
 ■ Non-Conf,
 ■ S Site,
 ■ H Home
 ■ A Away
 N Neutral

Saint Louis

Through Games Of Feb. 28, 2016

Average RPI Win:	184	WON-LOST	WINNING	LAST 10	STRENGTH OF	OPP. STRENGTH	TEAM	ADJ.	CONF.	ADJ CONF.
Average RPI Loss:	91	RECORD	PCT. RANK	GAMES	SCHEDULE	OF SCHEDULE	RPI	RPI	RPI	RPI
DIV. I ONLY	22- 6	37	8- 2	170	106	54	54	7	7	
DIV. I NON-CONF.	9- 3	69	0- 0	248	261	98	98	8	8	
TOTALS	RPI 1-25	RPI 26-50	W-L RECORDS	RPI 51-100	RPI 101-150	RPI 150+				
22- 6	1- 0	0- 2	OVERALL	4- 2	2- 1	15- 1				
11- 1	1- 0	0- 0	HOME	1- 0	0- 0	9- 1				
10- 5	0- 0	0- 2	AWAY	3- 2	2- 1	5- 0				
1- 0	0- 0	0- 0	NEUTRAL	0- 0	0- 0	1- 0				
9- 3	0- 0	0- 0	NON-CONFERENCE	0- 2	2- 1	7- 0				
4- 0	0- 0	0- 0	HOME	0- 0	0- 0	4- 0				
4- 3	0- 0	0- 0	AWAY	0- 2	2- 1	2- 0				
1- 0	0- 0	0- 0	NEUTRAL	0- 0	0- 0	1- 0				
13- 3	1- 0	0- 2	CONFERENCE	4- 0	0- 0	8- 1				
7- 1	1- 0	0- 0	HOME	1- 0	0- 0	5- 1				
6- 2	0- 0	0- 2	AWAY	3- 0	0- 0	3- 0				
0- 0	0- 0	0- 0	NEUTRAL	0- 0	0- 0	0- 0				

RPI 1-25				RPI 26-50				RPI 51-100 Team's RPI: 54				RPI 101+			
RPI	S	Opponent	Score	RPI	S	Opponent	Score	RPI	S	Opponent	Score	RPI	S	Opponent	Score
23	H	Duquesne	84 81	29	A	St. Bonaventure	59 80	63	A	Ball St.	70 79	102	A	Memphis	63 57
				38	A	George Washington	80 89	71	A	Dayton	55 52	111	A	Mercer	68 60
								71	H	Dayton	70 56	147	A	SIUE	64 71
								80	A	Tulane	58 66	168	A	Fordham	51 49
								84	A	VCU	77 72	176	A	Davidson	79 50
								99	A	Saint Joseph's	77 66	176	H	Davidson	88 51
												184	H	Tulsa	82 73
												186	A	George Mason	61 50
												186	H	George Mason	63 73
												199	H	Richmond	73 48
												209	H	Massachusetts	69 49
												216	H	Rhode Island	77 60
												217	A	Indiana St.	62 52
												224	H	Southeast Mo. St.	67 52
												272	N	Cleveland St.	76 65
												276	H	La Salle	79 70
												300	H	Bradley	75 58
												338	H	Eastern Ill.	78 47
												346	A	Alabama A&M	91 60
LAST 12 Division I GAMES:															
216	H	Rhode Island	77 60	199	H	Richmond	73 48								
71	A	Dayton	55 52	38	A	George Washington	80 89								
168	A	Fordham	51 49	186	A	George Mason	61 50								
23	H	Duquesne	84 81	276	H	La Salle	79 70								
176	H	Davidson	88 51	99	A	Saint Joseph's	77 66								
29	A	St. Bonaventure	59 80	71	H	Dayton	70 56								

Non-Div I Games: Mo.-St. Louis 67 31

Saint Louis

■ Loss,
 ■ Non-Conf,
 ■ S Site,
 ■ Home
 ■ A Away
 N Neutral

Saint Peter's

Through Games Of Feb. 28, 2016

Average RPI Win:	249	WON-LOST	WINNING	LAST 10	STRENGTH OF	OPP. STRENGTH	TEAM	ADJ.	CONF.	ADJ CONF.
Average RPI Loss:	200	RECORD	PCT. RANK	GAMES	SCHEDULE	OF SCHEDULE	RPI	RPI	RPI	RPI
DIV. I ONLY	4- 25	333	0- 10	241	283	337	337	22	22	
DIV. I NON-CONF.	2- 7	280	0- 0	184	335	302	302	22	22	
TOTALS	RPI 1-25	RPI 26-50	W-L RECORDS	RPI 51-100	RPI 101-150	RPI 150+				
4- 25	0- 1	0- 1	OVERALL	0- 2	0- 2	4- 19				
4- 11	0- 1	0- 0	HOME	0- 1	0- 1	4- 8				
0- 14	0- 0	0- 0	AWAY	0- 1	0- 0	0- 0				
0- 0	0- 0	0- 0	NEUTRAL	0- 0	0- 0	0- 0				
2- 7	0- 1	0- 1	NON-CONFERENCE	0- 0	0- 0	2- 5				
2- 3	0- 1	0- 0	HOME	0- 0	0- 0	2- 2				
0- 4	0- 0	0- 1	AWAY	0- 0	0- 0	0- 3				
0- 0	0- 0	0- 0	NEUTRAL	0- 0	0- 0	0- 0				
2- 18	0- 0	0- 0	CONFERENCE	0- 2	0- 2	2- 14				
2- 8	0- 0	0- 0	HOME	0- 1	0- 1	2- 6				
0- 10	0- 0	0- 0	AWAY	0- 1	0- 1	0- 8				
0- 0	0- 0	0- 0	NEUTRAL	0- 0	0- 0	0- 0				

RPI 1-25				RPI 26-50				RPI 51-100				RPI 101+ Team's RPI: 337			
RPI	S	Opponent	Score	RPI	S	Opponent	Score	RPI	S	Opponent	Score	RPI	S	Opponent	Score
23	H	Duquesne	38 63	36	A	Seton Hall	65 81	83	A	Quinnipiac	49 66	119	A	Iona	50 64
								83	H	Quinnipiac	53 65	119	H	Iona	51 65
												160	H	Stony Brook	35 69
												170	A	Marist	46 69
												170	H	Marist	55 74
												191	A	Fairfield	49 76
												191	H	Fairfield	56 46
												206	A	Lehigh	42 74
												207	A	Canisius	42 54
												207	H	Canisius	53 60
												214	H	Brown	79 67
												220	H	Navy	39 50
												227	A	Siena	58 59
												227	H	Siena	55 64
												245	A	Manhattan	47 64
												245	H	Manhattan	43 60
												254	A	Monmouth	52 71
												254	H	Monmouth	67 62
												281	A	Rider	48 57
												281	H	Rider	67 68
												297	A	Niagara	46 51
												297	H	Niagara	48 52
												315	A	Fairleigh Dickinson	52 73
												327	A	Lafayette	69 72
												335	H	St. Francis Brooklyn	44 40
LAST 12 Division I GAMES:															
254	A	Monmouth	52 71	281	H	Rider	67 68	170	H	Marist	55 74	83	A	Quinnipiac	49 66
245	H	Manhattan	43 60	170	H	Marist	55 74	227	H	Siena	55 64	170	A	Marist	46 69
119	A	Iona	50 64	83	A	Quinnipiac	49 66	245	A	Manhattan	47 64				
281	A	Rider	48 57	227	H	Siena	55 64								
83	H	Quinnipiac	53 65	170	A	Marist	46 69								
191	A	Fairfield	49 76	245	A	Manhattan	47 64								

Non-Div I Games:

Saint Peter's

■ Loss,
 ■ Non-Conf,
 ■ S Site,
 ■ H Home
 ■ A Away
 N Neutral

Average RPI Win:	298	WON-LOST	WINNING	LAST 10	STRENGTH OF	OPP. STRENGTH	TEAM	ADJ.	CONF.	ADJ CONF.
Average RPI Loss:	139	RECORD	PCT. RANK	GAMES	SCHEDULE	OF SCHEDULE	RPI	RPI	RPI	RPI
DIV. I ONLY	8- 16	264	3- 7	148	250	225	225	26	26	
DIV. I NON-CONF.	2- 6	272	0- 0	65	61	159	159	26	26	
TOTALS	RPI 1-25	RPI 26-50	W-L RECORDS	RPI 51-100	RPI 101-150	RPI 150+				
8- 16	0- 2	0- 1	OVERALL	0- 3	0- 4	8- 6				
4- 4	0- 0	0- 0	HOME	0- 1	0- 1	4- 2				
4- 11	0- 1	0- 1	AWAY	0- 2	0- 3	4- 4				
0- 1	0- 1	0- 0	NEUTRAL	0- 0	0- 0	0- 0				
2- 6	0- 2	0- 1	NON-CONFERENCE	0- 1	0- 1	2- 1				
0- 1	0- 0	0- 0	HOME	0- 0	0- 0	0- 1				
2- 4	0- 1	0- 1	AWAY	0- 1	0- 1	2- 0				
0- 1	0- 1	0- 0	NEUTRAL	0- 0	0- 0	0- 0				
6- 10	0- 0	0- 0	CONFERENCE	0- 2	0- 3	6- 5				
4- 3	0- 0	0- 0	HOME	0- 1	0- 1	4- 1				
2- 7	0- 0	0- 0	AWAY	0- 1	0- 2	2- 4				
0- 0	0- 0	0- 0	NEUTRAL	0- 0	0- 0	0- 0				

RPI 1-25				RPI 26-50				RPI 51-100				RPI 101+				Team's RPI: 225	
RPI	S	Opponent	Score	RPI	S	Opponent	Score	RPI	S	Opponent	Score	RPI	S	Opponent	Score		
6	A	Texas	49 83	43	A	Kansas St.	50 78	71	A	Abilene Christian	55 67	113	A	Central Ark.	53 72		
13	N	Florida St.	37 94					71	H	Abilene Christian	76 87	113	H	Central Ark.	63 73		
								85	A	TCU	59 85	122	A	Northwestern St.	49 69		
												134	A	Arkansas	47 67		
												153	A	McNeese St.	79 82		
												202	A	Stephen F. Austin	63 70		
												221	H	Rice	46 58		
												243	A	Texas Southern	53 51		
												246	A	Houston Baptist	63 67		
												246	H	Houston Baptist	78 70		
												286	A	Lamar	78 76		
												306	H	Southeastern La.	80 56		
												311	H	Nicholls St.	63 67		
												314	A	A&M-Corpus Christi	71 81		
												314	H	A&M-Corpus Christi	75 57		
												326	A	LIU Brooklyn	63 56		
												330	H	New Orleans	64 52		
												333	A	Incarinate Word	65 60		
LAST 12 Division I GAMES:																	
314	H	A&M-Corpus Christi	75 57	246	A	Houston Baptist	63 67										
113	A	Central Ark.	53 72	286	A	Lamar	78 76										
113	H	Central Ark.	63 73	202	A	Stephen F. Austin	63 70										
246	H	Houston Baptist	78 70	71	H	Abilene Christian	76 87										
71	A	Abilene Christian	55 67	153	A	McNeese St.	79 82										
314	A	A&M-Corpus Christi	71 81	311	H	Nicholls St.	63 67										

Non-Div I Games: LSU-Alexandria 85 50 Our Lady Of The Lak67 56

Sam Houston St.

Loss, Non-Conf, S Site, H Home A Away N Neutral

Average RPI Win:	244	WON-LOST	WINNING	LAST 10	STRENGTH OF	OPP. STRENGTH	TEAM	ADJ.	CONF.	ADJ CONF.
Average RPI Loss:	90	RECORD	PCT. RANK	GAMES	SCHEDULE	OF SCHEDULE	RPI	RPI	RPI	RPI
DIV. I ONLY	17- 10	98	8- 2	205	186	109	109	17	17	
DIV. I NON-CONF.	6- 7	176	0- 0	186	168	138	138	15	15	
TOTALS	RPI 1-25	RPI 26-50	W-L RECORDS	RPI 51-100	RPI 101-150	RPI 150+				
17- 10	0- 0	1- 3	OVERALL	0- 3	1- 3	15- 1				
7- 2	0- 0	1- 0	HOME	0- 1	0- 1	6- 0				
9- 8	0- 0	0- 3	AWAY	0- 2	1- 2	8- 1				
1- 0	0- 0	0- 0	NEUTRAL	0- 0	0- 0	1- 0				
6- 7	0- 0	0- 2	NON-CONFERENCE	0- 3	1- 1	5- 1				
1- 1	0- 0	0- 0	HOME	0- 1	0- 0	1- 0				
4- 6	0- 0	0- 2	AWAY	0- 2	1- 1	3- 1				
1- 0	0- 0	0- 0	NEUTRAL	0- 0	0- 0	1- 0				
11- 3	0- 0	1- 1	CONFERENCE	0- 0	0- 2	10- 0				
6- 1	0- 0	1- 0	HOME	0- 0	0- 1	5- 0				
5- 2	0- 0	0- 1	AWAY	0- 0	0- 1	5- 0				
0- 0	0- 0	0- 0	NEUTRAL	0- 0	0- 0	0- 0				

RPI 1-25				RPI 26-50				RPI 51-100				RPI 101+				Team's RPI: 109	
RPI	S	Opponent	Score	RPI	S	Opponent	Score	RPI	S	Opponent	Score	RPI	S	Opponent	Score		
				27	A	Mississippi St.	47 68	73	A	Georgia Tech	55 66	111	A	Mercer	61 63		
				40	A	Indiana	56 65	89	A	UT Martin	50 52	111	H	Mercer	60 63		
				46	A	Chattanooga	30 53	100	H	Harvard	54 60	118	A	LSU	47 44		
				46	H	Chattanooga	48 43					148	A	UAB	41 61		
												154	A	Southern Miss.	48 56		
												156	A	ETSU	56 51		
												156	H	ETSU	55 47		
												169	H	Troy	73 69		
												223	A	Furman	58 45		
												223	H	Furman	77 63		
												279	A	Alabama St.	54 35		
												295	A	Jacksonville St.	50 39		
												301	A	Western Caro.	59 42		
												301	H	Western Caro.	57 52		
												302	A	Wofford	58 39		
												302	H	Wofford	50 48		
												310	A	UNCG	57 52		
												310	H	UNCG	80 49		
												311	N	Nicholls St.	45 43		
												346	A	Alabama A&M	54 30		
LAST 12 Division I GAMES:																	
				302	H	Wofford	50 48	310	H	UNCG	80 49						
				223	H	Furman	77 63	302	A	Wofford	58 39						
				156	A	ETSU	56 51	223	A	Furman	58 45						
				46	A	Chattanooga	30 53	46	H	Chattanooga	48 43						
				111	A	Mercer	61 63	156	H	ETSU	55 47						
				301	H	Western Caro.	57 52	111	H	Mercer	60 63						

Non-Div I Games: AUM 82 32 Shorter 53 33

Samford

Loss, Non-Conf, S Site, H Home A Away N Neutral

San Diego

Through Games Of Feb. 28, 2016

Average RPI Win:	194	WON-LOST	WINNING	LAST 10	STRENGTH OF	OPP. STRENGTH	TEAM	ADJ.	CONF.	ADJ CONF.
Average RPI Loss:	61	RECORD	PCT. RANK	GAMES	SCHEDULE	OF SCHEDULE	RPI	RPI	RPI	RPI
DIV. I ONLY	22- 6	37	6- 4	193	96	77	77	8	8	
DIV. I NON-CONF.	9- 1	22	0- 0	319	153	114	114	9	9	
TOTALS	RPI 1-25	RPI 26-50	W-L RECORDS	RPI 51-100	RPI 101-150	RPI 150+				
22- 6	1- 1	0- 2	OVERALL	2- 3	6- 0	13- 0				
10- 4	1- 0	0- 1	HOME	0- 3	3- 0	6- 0				
12- 2	0- 1	0- 1	AWAY	2- 0	3- 0	7- 0				
0- 0	0- 0	0- 0	NEUTRAL	0- 0	0- 0	0- 0				
9- 1	0- 0	0- 0	NON-CONFERENCE	0- 1	4- 0	5- 0				
4- 1	0- 0	0- 0	HOME	0- 1	2- 0	2- 0				
5- 0	0- 0	0- 0	AWAY	0- 0	2- 0	3- 0				
0- 0	0- 0	0- 0	NEUTRAL	0- 0	0- 0	0- 0				
13- 5	1- 1	0- 2	CONFERENCE	2- 2	2- 0	8- 0				
6- 3	1- 0	0- 1	HOME	0- 2	1- 0	4- 0				
7- 2	0- 1	0- 1	AWAY	2- 0	1- 0	4- 0				
0- 0	0- 0	0- 0	NEUTRAL	0- 0	0- 0	0- 0				

RPI	S	Opponent	Score	RPI	S	Opponent	Score	RPI	S	Opponent	Score	RPI	S	Opponent	Score
15	A	BYU	60 68	50	A	St. Mary's (CA)	60 68	67	A	Santa Clara	70 58	103	A	Gonzaga	58 57
15	H	BYU	78 65	50	H	St. Mary's (CA)	68 73	67	H	Santa Clara	47 61	103	H	Gonzaga	63 54
								88	H	Washington St.	72 78	124	H	Akron	86 65
								98	A	San Francisco	67 58	125	H	Arizona	59 54
								98	H	San Francisco	54 59	126	A	Fresno St.	72 68
												141	A	Montana St.	62 49
												161	A	Pacific	59 56
												161	H	Pacific	69 56
												240	A	Loyola Marymount	75 67
												240	H	Loyola Marymount	82 58
												244	H	Valparaiso	76 60
												247	A	San Diego St.	60 53
												275	A	Pepperdine	70 54
												275	H	Pepperdine	74 55
												285	A	Portland	77 67
												285	H	Portland	71 43
												299	H	CSUN	86 64
												316	A	Nevada	84 47
												336	A	Cal St. Fullerton	53 44
LAST 12 Division I GAMES:															
285	A	Portland	77 67	50	A	St. Mary's (CA)	60 68	240	A	Loyola Marymount	75 67				
103	A	Gonzaga	58 57	275	A	Pepperdine	70 54	240	H	Loyola Marymount	82 58				
15	A	BYU	60 68	275	H	Pepperdine	74 55								
98	H	San Francisco	54 59	103	H	Gonzaga	63 54								
67	H	Santa Clara	47 61												
161	A	Pacific	59 56												

Non-Div I Games: Hope Int'l 90 52

San Diego

Loss, Non-Conf, S Site, H Home A Away N Neutral

Average RPI Win:	246	WON-LOST	WINNING	LAST 10	STRENGTH OF	OPP. STRENGTH	TEAM	ADJ.	CONF.	ADJ CONF.
Average RPI Loss:	149	RECORD	PCT. RANK	GAMES	SCHEDULE	OF SCHEDULE	RPI	RPI	RPI	RPI
DIV. I ONLY	10- 16	241	5- 5	182	215	247	247	19	19	
DIV. I NON-CONF.	4- 6	201	0- 0	245	219	259	259	20	20	
TOTALS	RPI 1-25	RPI 26-50	W-L RECORDS	RPI 51-100	RPI 101-150	RPI 150+				
10- 16	0- 0	0- 4	OVERALL	0- 1	1- 2	9- 9				
6- 8	0- 0	0- 2	HOME	0- 1	1- 0	5- 5				
4- 8	0- 0	0- 2	AWAY	0- 0	0- 2	4- 4				
0- 0	0- 0	0- 0	NEUTRAL	0- 0	0- 0	0- 0				
4- 6	0- 0	0- 2	NON-CONFERENCE	0- 1	0- 1	4- 2				
3- 3	0- 0	0- 1	HOME	0- 1	0- 0	3- 1				
1- 3	0- 0	0- 1	AWAY	0- 0	0- 1	1- 1				
0- 0	0- 0	0- 0	NEUTRAL	0- 0	0- 0	0- 0				
6- 10	0- 0	0- 2	CONFERENCE	0- 0	1- 1	5- 7				
3- 5	0- 0	0- 1	HOME	0- 0	1- 0	2- 4				
3- 5	0- 0	0- 1	AWAY	0- 0	0- 1	3- 3				
0- 0	0- 0	0- 0	NEUTRAL	0- 0	0- 0	0- 0				

RPI 1-25			RPI 26-50			RPI 51-100			RPI 101+ Team's RPI: 247		
RPI	S	Opponent	Score	RPI	S	Opponent	Score	RPI	S	Opponent	Score
				32	A	Washington	51 80	77	H	San Diego	53 60
				45	A	Colorado St.	54 70	126	A	Fresno St.	49 54
				45	H	Colorado St.	57 60	126	H	Fresno St.	65 54
				48	H	UC Riverside	68 85	135	A	Long Beach St.	54 74
								151	A	Boise St.	63 68
								151	H	Boise St.	45 75
								177	H	Wisconsin	63 57
								183	A	New Mexico	51 46
								190	H	UC Davis	54 65
								194	A	San Jose St.	73 78
								194	H	San Jose St.	87 70
								203	H	UNLV	41 55
								218	A	Utah St.	59 72
								218	H	Utah St.	36 55
								237	A	Wyoming	84 77
								237	H	Wyoming	53 40
								240	A	Loyola Marymount	65 92
								299	A	CSUN	67 65
								316	H	Nevada	64 70
								323	H	North Dakota St.	64 54
								336	H	Cal St. Fullerton	54 43
								343	A	Air Force	69 66
LAST 12 Division I GAMES:											
151	A	Boise St.	63 68	45	A	Colorado St.	54 70				
237	H	Wyoming	53 40	203	H	UNLV	41 55				
194	H	San Jose St.	87 70	316	H	Nevada	64 70				
343	A	Air Force	69 66	218	A	Utah St.	59 72				
126	H	Fresno St.	65 54	126	A	Fresno St.	49 54				
183	A	New Mexico	51 46	151	H	Boise St.	45 75				

Non-Div I Games: San Diego Christian60 25

San Diego St.

■ Loss,
 ■ Non-Conf,
 ■ S Site,
 ■ Home
 ■ A Away
 N Neutral

San Francisco

Through Games Of Feb. 28, 2016

Average RPI Win:	197	WON-LOST	WINNING	LAST 10	STRENGTH OF	OPP. STRENGTH	TEAM	ADJ.	CONF.	ADJ CONF.
Average RPI Loss:	91	RECORD	PCT. RANK	GAMES	SCHEDULE	OF SCHEDULE	RPI	RPI	RPI	RPI
DIV. I ONLY	16- 11	117	6- 4	115	109	98	98	8	8	
DIV. I NON-CONF.	7- 2	57	0- 0	176	200	68	68	9	9	
TOTALS	RPI 1-25	RPI 26-50	W-L RECORDS	RPI 51-100	RPI 101-150	RPI 150+				
16- 11	0- 2	1- 2	OVERALL	1- 3	3- 1	11- 3				
7- 5	0- 1	1- 1	HOME	0- 2	2- 0	4- 1				
9- 6	0- 1	0- 1	AWAY	1- 1	1- 1	7- 2				
0- 0	0- 0	0- 0	NEUTRAL	0- 0	0- 0	0- 0				
7- 2	0- 0	1- 0	NON-CONFERENCE	0- 0	2- 0	4- 2				
2- 1	0- 0	1- 0	HOME	0- 0	1- 0	0- 1				
5- 1	0- 0	0- 0	AWAY	0- 0	1- 0	4- 1				
0- 0	0- 0	0- 0	NEUTRAL	0- 0	0- 0	0- 0				
9- 9	0- 2	0- 2	CONFERENCE	1- 3	1- 1	7- 1				
5- 4	0- 1	0- 1	HOME	0- 2	1- 0	4- 0				
4- 5	0- 1	0- 1	AWAY	1- 1	0- 1	3- 1				
0- 0	0- 0	0- 0	NEUTRAL	0- 0	0- 0	0- 0				

RPI 1-25				RPI 26-50				RPI 51-100				RPI 101+			
RPI	S	Opponent	Score	RPI	S	Opponent	Score	RPI	S	Opponent	Score	RPI	S	Opponent	Score
15	A	BYU	62 65	48	H	UC Riverside	88 76	67	A	Santa Clara	57 68	103	A	Gonzaga	47 68
15	H	BYU	57 66	50	A	St. Mary's (CA)	59 72	67	H	Santa Clara	57 59	103	H	Gonzaga	71 52
				50	H	St. Mary's (CA)	68 78	77	A	San Diego	59 54	112	H	North Dakota	74 57
								77	H	San Diego	58 67	135	A	Long Beach St.	66 52
												161	A	Pacific	57 70
												161	H	Pacific	81 71
												174	A	Sacramento St.	95 94
												193	H	Cal Poly	61 62
												194	A	San Jose St.	82 78
												204	A	Utah Valley	88 94
												236	A	North Texas	69 61
												240	A	Loyola Marymount	75 73
												240	H	Loyola Marymount	81 72
												275	A	Pepperdine	81 74
												275	H	Pepperdine	99 75
												285	A	Portland	82 63
												285	H	Portland	90 69
												316	A	Nevada	70 62
LAST 12 Division I GAMES:															
50	A	St. Mary's (CA)	59 72	67	H	Santa Clara	57 59								
161	H	Pacific	81 71	103	H	Gonzaga	71 52								
240	H	Loyola Marymount	81 72	285	H	Portland	90 69								
275	H	Pepperdine	99 75	67	A	Santa Clara	57 68								
77	A	San Diego	59 54	275	A	Pepperdine	81 74								
15	A	BYU	62 65	240	A	Loyola Marymount	75 73								

Non-Div I Games: Holy Names 77 31 San Fran. St. 73 45

San Francisco

Loss, Non-Conf, S Site, H Home A Away N Neutral

Average RPI Win:	252	WON-LOST	WINNING	LAST 10	STRENGTH OF	OPP. STRENGTH	TEAM	ADJ.	CONF.	ADJ CONF.
Average RPI Loss:	117	RECORD	PCT. RANK	GAMES	SCHEDULE	OF SCHEDULE	RPI	RPI	RPI	RPI
DIV. I ONLY	11- 15	221	6- 4	133	210	194	194	19	19	
DIV. I NON-CONF.	1- 9	325	0- 0	64	166	275	275	20	20	
TOTALS	RPI 1-25	RPI 26-50	W-L RECORDS	RPI 51-100	RPI 101-150	RPI 150+				
11- 15	0- 0	0- 3	OVERALL	0- 5	1- 2	10- 5				
6- 7	0- 0	0- 1	HOME	0- 3	0- 2	6- 1				
5- 8	0- 0	0- 2	AWAY	0- 2	1- 0	4- 4				
0- 0	0- 0	0- 0	NEUTRAL	0- 0	0- 0	0- 0				
1- 9	0- 0	0- 1	NON-CONFERENCE	0- 5	0- 1	1- 2				
1- 4	0- 0	0- 0	HOME	0- 3	0- 1	1- 0				
0- 5	0- 0	0- 1	AWAY	0- 2	0- 0	0- 2				
0- 0	0- 0	0- 0	NEUTRAL	0- 0	0- 0	0- 0				
10- 6	0- 0	0- 2	CONFERENCE	0- 0	1- 1	9- 3				
5- 3	0- 0	0- 1	HOME	0- 0	0- 1	5- 1				
5- 3	0- 0	0- 1	AWAY	0- 0	1- 0	4- 2				
0- 0	0- 0	0- 0	NEUTRAL	0- 0	0- 0	0- 0				

RPI S	Opponent	Score	RPI S	Opponent	Score	RPI S	Opponent	Score	RPI S	Opponent	Score	Team's RPI: 194
45	A Colorado St.	54 76	45	H Colorado St.	78 80	57	H South Dakota	77 87	123	H Hawaii	73 76	
50	A St. Mary's (CA)	81 91				70	A Oregon	74 104	126	A Fresno St.	66 64	
						88	A Washington St.	80 95	126	H Fresno St.	54 59	
						97	H New Mexico St.	66 75	151	H Boise St.	75 78	
						98	H San Francisco	78 82	161	A Pacific	69 81	
									183	A New Mexico	57 71	
									183	H New Mexico	59 58	
									203	H UNLV	69 61	
									218	A Utah St.	86 74	
									218	H Utah St.	83 65	
									219	A CSU Bakersfield	88 90	
									237	A Wyoming	67 66	
									247	A San Diego St.	70 87	
									247	H San Diego St.	78 73	
									316	A Nevada	76 63	
									339	H UC Irvine	79 58	
									343	A Air Force	72 49	
									343	H Air Force	81 60	
LAST 12 Division I GAMES:												
218	H Utah St.	83 65	343	A Air Force	72 49							
247	A San Diego St.	70 87	45	H Colorado St.	78 80							
316	A Nevada	76 63	183	A New Mexico	57 71							
183	H New Mexico	59 58	151	H Boise St.	75 78							
203	H UNLV	69 61	126	H Fresno St.	54 59							
126	A Fresno St.	66 64	237	A Wyoming	67 66							

Non-Div I Games: Southern Ore. 92 78

San Jose St.

Santa Clara

Through Games Of Feb. 28, 2016

Average RPI Win:	195	WON-LOST	WINNING	LAST 10	STRENGTH OF	OPP. STRENGTH	TEAM	ADJ.	CONF.	ADJ CONF.
Average RPI Loss:	50	RECORD	PCT. RANK	GAMES	SCHEDULE	OF SCHEDULE	RPI	RPI	RPI	RPI
DIV. I ONLY	20- 7	56	8- 2	155	85	67	67	8	8	
DIV. I NON-CONF.	7- 2	57	0- 0	277	58	90	90	9	9	
TOTALS	RPI 1-25	RPI 26-50	W-L RECORDS	RPI 51-100	RPI 101-150	RPI 150+				
20- 7	1- 2	1- 2	OVERALL	3- 2	2- 1	13- 0				
9- 3	0- 1	0- 1	HOME	1- 1	2- 0	6- 0				
10- 4	1- 1	1- 1	AWAY	2- 1	0- 1	6- 0				
1- 0	0- 0	0- 0	NEUTRAL	0- 0	0- 0	1- 0				
7- 2	1- 0	0- 1	NON-CONFERENCE	0- 1	1- 0	5- 0				
3- 0	0- 0	0- 0	HOME	0- 0	1- 0	2- 0				
3- 2	1- 0	0- 1	AWAY	0- 1	0- 0	2- 0				
1- 0	0- 0	0- 0	NEUTRAL	0- 0	0- 0	1- 0				
13- 5	0- 2	1- 1	CONFERENCE	3- 1	1- 1	8- 0				
6- 3	0- 1	0- 1	HOME	1- 1	1- 0	4- 0				
7- 2	0- 1	1- 0	AWAY	2- 0	0- 1	4- 0				
0- 0	0- 0	0- 0	NEUTRAL	0- 0	0- 0	0- 0				

RPI 1-25				RPI 26-50				RPI 51-100 Team's RPI: 67				RPI 101+			
RPI	S	Opponent	Score	RPI	S	Opponent	Score	RPI	S	Opponent	Score	RPI	S	Opponent	Score
7	A	Stanford	61 58	32	A	Washington	55 100	55	A	Southern California	46 81	103	A	Gonzaga	44 53
15	A	BYU	63 70	50	A	St. Mary's (CA)	73 67	77	A	San Diego	61 47	103	H	Gonzaga	71 64
15	H	BYU	63 68	50	H	St. Mary's (CA)	70 78	77	H	San Diego	58 70	141	H	Texas Tech	75 70
								98	A	San Francisco	59 57	161	A	Pacific	66 60
								98	H	San Francisco	68 57	161	H	Pacific	76 52
												193	A	Cal Poly	69 63
												240	A	Loyola Marymount	57 56
												240	H	Loyola Marymount	68 41
												266	A	UC Santa Barbara	48 37
												266	H	UC Santa Barbara	66 48
												275	A	Pepperdine	62 60
												275	H	Pepperdine	84 50
												285	A	Portland	67 45
												285	H	Portland	66 47
												331	N	Evansville	62 44
												343	H	Air Force	68 34
LAST 12 Division I GAMES:															
161	A	Pacific	66 60	98	A	San Francisco	59 57								
50	H	St. Mary's (CA)	70 78	285	H	Portland	66 47								
275	H	Pepperdine	84 50	103	H	Gonzaga	71 64								
240	H	Loyola Marymount	68 41	98	H	San Francisco	68 57								
15	A	BYU	63 70	240	A	Loyola Marymount	57 56								
77	A	San Diego	61 47	275	A	Pepperdine	62 60								

Non-Div I Games: Hope Int'l 78 54 Simpson (CA) 112 34

Santa Clara

Loss, Non-Conf, S Site, H Home A Away N Neutral

Average RPI Win:	308	WON-LOST	WINNING	LAST 10	STRENGTH OF	OPP. STRENGTH	TEAM	ADJ.	CONF.	ADJ CONF.
Average RPI Loss:	185	RECORD	PCT. RANK	GAMES	SCHEDULE	OF SCHEDULE	RPI	RPI	RPI	RPI
DIV. I ONLY	7- 16	276	4- 6	269	322	292	292	31	31	
DIV. I NON-CONF.	1- 8	320	0- 0	63	116	232	232	30	30	
TOTALS	RPI 1-25	RPI 26-50	W-L RECORDS	RPI 51-100	RPI 101-150	RPI 150+				
7- 16	0- 2	0- 1	OVERALL	0- 2	0- 1	7- 10				
4- 5	0- 0	0- 0	HOME	0- 1	0- 0	4- 4				
3- 11	0- 2	0- 1	AWAY	0- 1	0- 1	3- 6				
0- 0	0- 0	0- 0	NEUTRAL	0- 0	0- 0	0- 0				
1- 8	0- 2	0- 1	NON-CONFERENCE	0- 2	0- 1	1- 2				
0- 2	0- 0	0- 0	HOME	0- 1	0- 0	0- 1				
1- 6	0- 2	0- 1	AWAY	0- 1	0- 1	1- 1				
0- 0	0- 0	0- 0	NEUTRAL	0- 0	0- 0	0- 0				
6- 8	0- 0	0- 0	CONFERENCE	0- 0	0- 0	6- 8				
4- 3	0- 0	0- 0	HOME	0- 0	0- 0	4- 3				
2- 5	0- 0	0- 0	AWAY	0- 0	0- 0	2- 5				
0- 0	0- 0	0- 0	NEUTRAL	0- 0	0- 0	0- 0				

RPI 1-25				RPI 26-50				RPI 51-100				RPI 101+ Team's RPI: 292			
RPI	S	Opponent	Score	RPI	S	Opponent	Score	RPI	S	Opponent	Score	RPI	S	Opponent	Score
18	A	Florida	34 99	27	A	Mississippi St.	25 92	53	A	Rutgers	26 65	146	A	Jacksonville	52 65
24	A	Oklahoma St.	48 76					65	H	Auburn	40 62	165	A	Hampton	53 65
												215	A	N.C. A&T	31 60
												215	H	N.C. A&T	59 69
												249	H	Morgan St.	60 66
												255	H	Coppin St.	57 55
												264	A	Bethune-Cookman	44 50
												279	A	Alabama St.	60 49
												287	H	UMES	60 42
												290	H	Ga. Southern	48 64
												294	A	Florida A&M	38 59
												295	A	Jacksonville St.	35 50
												308	A	South Carolina St.	43 56
												308	H	South Carolina St.	62 39
												329	H	Delaware St.	59 67
												334	A	Howard	69 64
												347	A	Norfolk St.	68 53
												348	H	N.C. Central	57 39
LAST 12 Division I GAMES:															
308	H	South Carolina St.	62 39	215	A	N.C. A&T	31 60								
334	A	Howard	69 64	347	A	Norfolk St.	68 53								
308	A	South Carolina St.	43 56	165	A	Hampton	53 65								
255	H	Coppin St.	57 55	329	H	Delaware St.	59 67								
249	H	Morgan St.	60 66	287	H	UMES	60 42								
264	A	Bethune-Cookman	44 50	348	H	N.C. Central	57 39								

Non-Div I Games: Columbia (SC) 101 34 Allen 72 46

Savannah St.

Loss, Non-Conf, S Site, H Home A Away N Neutral

Average RPI Win:	272	WON-LOST	WINNING	LAST 10	STRENGTH OF	OPP. STRENGTH	TEAM	ADJ.	CONF.	ADJ CONF.
Average RPI Loss:	165	RECORD	PCT. RANK	GAMES	SCHEDULE	OF SCHEDULE	RPI	RPI	RPI	RPI
DIV. I ONLY	8- 19	277	1- 9	171	307	263	263	27	27	
DIV. I NON-CONF.	5- 9	233	0- 0	102	294	180	180	25	25	
TOTALS	RPI 1-25	RPI 26-50	W-L RECORDS	RPI 51-100	RPI 101-150	RPI 150+				
8- 19	0- 0	0- 3	OVERALL	0- 3	0- 3	8- 10				
3- 8	0- 0	0- 1	HOME	0- 1	0- 2	3- 4				
5- 10	0- 0	0- 1	AWAY	0- 2	0- 1	5- 6				
0- 1	0- 0	0- 1	NEUTRAL	0- 0	0- 0	0- 0				
5- 9	0- 0	0- 3	NON-CONFERENCE	0- 1	0- 3	5- 2				
1- 4	0- 0	0- 1	HOME	0- 0	0- 2	1- 1				
4- 4	0- 0	0- 1	AWAY	0- 1	0- 1	4- 1				
0- 1	0- 0	0- 1	NEUTRAL	0- 0	0- 0	0- 0				
3- 10	0- 0	0- 0	CONFERENCE	0- 2	0- 0	3- 8				
2- 4	0- 0	0- 0	HOME	0- 1	0- 0	2- 3				
1- 6	0- 0	0- 0	AWAY	0- 1	0- 0	1- 5				
0- 0	0- 0	0- 0	NEUTRAL	0- 0	0- 0	0- 0				

RPI 1-25				RPI 26-50				RPI 51-100				RPI 101+				Team's RPI: 263	
RPI	S	Opponent	Score	RPI	S	Opponent	Score	RPI	S	Opponent	Score	RPI	S	Opponent	Score		
				31	N	Princeton	48 85	70	A	Oregon	62 82	135	H	Long Beach St.	57 69		
				32	A	Washington	55 96	97	A	New Mexico St.	54 69	139	A	Idaho	60 64		
				48	H	UC Riverside	70 92	97	H	New Mexico St.	56 66	141	H	Montana St.	51 80		
												151	H	Boise St.	66 84		
												172	A	Montana	58 44		
												204	A	Utah Valley	48 79		
												204	H	Utah Valley	44 61		
												211	A	UTRGV	74 71		
												211	H	UTRGV	71 76		
												219	A	CSU Bakersfield	68 76		
												233	A	Idaho St.	67 83		
												240	A	Loyola Marymount	78 69		
												242	A	Grand Canyon	53 60		
												242	H	Grand Canyon	54 67		
												296	A	UMKC	43 64		
												296	H	UMKC	69 63		
												299	A	CSUN	62 56		
												303	H	Denver	59 51		
												318	A	Portland St.	85 64		
												340	A	Chicago St.	49 57		
												340	H	Chicago St.	59 45		
LAST 12 Division I GAMES:																	
				204	A	Utah Valley	48 79	242	H	Grand Canyon	54 67						
				97	H	New Mexico St.	56 66	204	H	Utah Valley	44 61						
				211	H	UTRGV	71 76	211	A	UTRGV	74 71						
				242	A	Grand Canyon	53 60	97	A	New Mexico St.	54 69						
				296	A	UMKC	43 64	219	A	CSU Bakersfield	68 76						
				340	A	Chicago St.	49 57	340	H	Chicago St.	59 45						

Non-Div I Games: Evergreen St. 81 38

Seattle

■ Loss,
 ■ Non-Conf,
 ■ S Site,
 ■ Home
 ■ A Away
 N Neutral

Average RPI Win:	140	WON-LOST	WINNING	LAST 10	STRENGTH OF	OPP. STRENGTH	TEAM	ADJ.	CONF.	ADJ CONF.
Average RPI Loss:	56	RECORD	PCT. RANK	GAMES	SCHEDULE	OF SCHEDULE	RPI	RPI	RPI	RPI
DIV. I ONLY	22- 7	45	7- 3	73	64	36	36	6	6	
DIV. I NON-CONF.	10- 1	19	0- 0	48	47	5	5	6	6	
TOTALS	RPI 1-25	RPI 26-50	W-L RECORDS	RPI 51-100	RPI 101-150	RPI 150+				
22- 7	1- 1	3- 2	OVERALL	4- 4	5- 0	9- 0				
11- 3	0- 1	2- 0	HOME	2- 2	1- 0	6- 0				
9- 4	1- 0	0- 2	AWAY	2- 2	3- 0	3- 0				
2- 0	0- 0	1- 0	NEUTRAL	0- 0	1- 0	0- 0				
10- 1	0- 0	2- 1	NON-CONFERENCE	2- 0	3- 0	3- 0				
5- 0	0- 0	1- 0	HOME	1- 0	0- 0	3- 0				
3- 1	0- 0	0- 1	AWAY	1- 0	2- 0	0- 0				
2- 0	0- 0	1- 0	NEUTRAL	0- 0	1- 0	0- 0				
12- 6	1- 1	1- 1	CONFERENCE	2- 4	2- 0	6- 0				
6- 3	0- 1	1- 0	HOME	1- 2	1- 0	3- 0				
6- 3	1- 0	0- 1	AWAY	1- 2	1- 0	3- 0				
0- 0	0- 0	0- 0	NEUTRAL	0- 0	0- 0	0- 0				

RPI 1-25				RPI 26-50				Team's RPI: 36	RPI 51-100				RPI 101+			
RPI	S	Opponent	Score	RPI	S	Opponent	Score		RPI	S	Opponent	Score	RPI	S	Opponent	Score
19	A	DePaul	83 74	26	A	Georgia	52 70		53	H	Rutgers	77 49	107	N	UNI	57 49
19	H	DePaul	74 86	31	H	Princeton	71 64		56	A	St. John's (NY)	69 71	116	A	Liberty	92 56
				47	A	Villanova	45 55		56	H	St. John's (NY)	64 72	131	A	Creighton	86 82
				47	H	Villanova	60 50		94	A	Georgetown	83 75	131	H	Creighton	77 71
				49	N	North Carolina St.	58 55		94	H	Georgetown	65 73	143	A	UT Arlington	61 54
									95	A	Marquette	82 89	157	A	Xavier	72 67
									95	H	Marquette	99 68	157	H	Xavier	82 66
									99	A	Saint Joseph's	66 54	168	H	Fordham	66 54
													195	A	Butler	72 67
													195	H	Butler	98 77
													238	H	Bryant	93 57
													258	A	Providence	64 54
													258	H	Providence	71 54
													337	H	Saint Peter's	81 65
LAST 12 Division I GAMES:																
258	H	Providence	71 54	56	H	St. John's (NY)	64 72									
131	H	Creighton	77 71	95	A	Marquette	82 89									
157	A	Xavier	72 67	19	A	DePaul	83 74									
195	A	Butler	72 67	195	H	Butler	98 77									
47	H	Villanova	60 50	157	H	Xavier	82 66									
94	H	Georgetown	65 73	94	A	Georgetown	83 75									

Non-Div I Games:

Seton Hall

Average RPI Win: 261	WON-LOST	WINNING	LAST 10	STRENGTH OF	OPP. STRENGTH	TEAM	ADJ.	CONF.	ADJ CONF.
Average RPI Loss: 174	RECORD	PCT. RANK	GAMES	SCHEDULE	OF SCHEDULE	RPI	RPI	RPI	RPI
DIV. I ONLY	13- 17	214	2- 8	227	279	227	227	22	22
DIV. I NON-CONF.	3- 7	248	1- 1	146	329	213	213	22	22
TOTALS	RPI 1-25	RPI 26-50	W-L RECORDS	RPI 51-100	RPI 101-150	RPI 150+			
13- 17	0- 0	0- 1	OVERALL	0- 3	0- 3	13- 10			
6- 6	0- 0	0- 0	HOME	0- 2	0- 1	6- 3			
6- 10	0- 0	0- 1	AWAY	0- 1	0- 2	6- 6			
1- 1	0- 0	0- 0	NEUTRAL	0- 0	0- 0	1- 1			
3- 7	0- 0	0- 1	NON-CONFERENCE	0- 1	0- 1	3- 4			
0- 2	0- 0	0- 0	HOME	0- 1	0- 0	0- 1			
2- 4	0- 0	0- 1	AWAY	0- 0	0- 1	2- 2			
1- 1	0- 0	0- 0	NEUTRAL	0- 0	0- 0	1- 1			
10- 10	0- 0	0- 0	CONFERENCE	0- 2	0- 2	10- 6			
6- 4	0- 0	0- 0	HOME	0- 1	0- 1	6- 2			
4- 6	0- 0	0- 0	AWAY	0- 1	0- 1	4- 4			
0- 0	0- 0	0- 0	NEUTRAL	0- 0	0- 0	0- 0			

RPI S	Opponent	Score	RPI S	Opponent	Score	RPI S	Opponent	Score	RPI S	Opponent	Score	Team's RPI: 227
29	A St. Bonaventure	40 57	52	H Albany (NY)	42 61	119	A Iona	51 63				
			83	A Quinnipiac	52 94	119	H Iona	51 64				
			83	H Quinnipiac	59 69	128	A Southern Ill.	54 73				
						158	H Northeastern	67 70				
						170	A Marist	37 66				
						170	H Marist	60 56				
						191	A Fairfield	55 67				
						191	H Fairfield	51 71				
						207	A Canisius	58 52				
						207	H Canisius	61 57				
						220	A Navy	58 59				
						239	A New Hampshire	57 53				
						245	A Manhattan	49 56				
						245	H Manhattan	60 59				
						249	N Morgan St.	69 46				
						254	A Monmouth	69 63				
						254	H Monmouth	64 54				
						279	N Alabama St.	53 57				
						281	A Rider	58 70				
						281	H Rider	66 45				
						297	A Niagara	59 51				
						297	H Niagara	45 54				
						307	A Colgate	50 52				
						315	A Fairleigh Dickinson	81 65				
						337	A Saint Peter's	64 55				
						337	H Saint Peter's	59 58				
LAST 12 Division I GAMES:												
249	N Morgan St.	69 46	245	A Manhattan	49 56							
279	N Alabama St.	53 57	119	H Iona	51 64							
297	H Niagara	45 54	191	A Fairfield	55 67							
170	H Marist	60 56	83	H Quinnipiac	59 69							
119	A Iona	51 63	337	A Saint Peter's	64 55							
191	H Fairfield	51 71	170	A Marist	37 66							

Non-Div I Games:

Siena

Average RPI Win: 230	WON-LOST	WINNING	LAST 10	STRENGTH OF	OPP. STRENGTH	TEAM	ADJ.	CONF.	ADJ CONF.
Average RPI Loss: 153	RECORD	PCT. RANK	GAMES	SCHEDULE	OF SCHEDULE	RPI	RPI	RPI	RPI
DIV. I ONLY	12- 13	188	7- 3	177	228	197	197	15	15
DIV. I NON-CONF.	2- 5	253	0- 0	178	278	235	235	14	14
TOTALS	RPI 1-25	RPI 26-50	W-L RECORDS	RPI 51-100	RPI 101-150	RPI 150+			
12- 13	0- 1	0- 2	OVERALL	0- 0	2- 4	10- 6			
6- 7	0- 1	0- 1	HOME	0- 0	2- 2	4- 3			
6- 6	0- 0	0- 1	AWAY	0- 0	0- 1	6- 3			
0- 0	0- 0	0- 0	NEUTRAL	0- 0	0- 0	0- 0			
2- 5	0- 1	0- 0	NON-CONFERENCE	0- 0	0- 1	2- 3			
0- 3	0- 1	0- 0	HOME	0- 0	0- 1	0- 1			
2- 2	0- 0	0- 0	AWAY	0- 0	0- 0	2- 2			
0- 0	0- 0	0- 0	NEUTRAL	0- 0	0- 0	0- 0			
10- 8	0- 0	0- 2	CONFERENCE	0- 0	2- 3	8- 3			
6- 4	0- 0	0- 1	HOME	0- 0	2- 1	4- 2			
4- 4	0- 0	0- 1	AWAY	0- 0	0- 2	4- 1			
0- 0	0- 0	0- 0	NEUTRAL	0- 0	0- 0	0- 0			

RPI	S	Opponent	Score	RPI	S	Opponent	Score	RPI	S	Opponent	Score	RPI	S	Opponent	Score	Team's RPI: 197
18	H	Florida	60 72	39	A	Arkansas St.	51 58					120	A	Little Rock	43 74	
				39	H	Arkansas St.	53 66					120	H	Little Rock	34 47	
												133	A	La.-Lafayette	50 69	
												133	H	La.-Lafayette	68 59	
												143	H	UT Arlington	59 55	
												148	H	UAB	39 53	
												154	A	Southern Miss.	51 71	
												166	A	Southern U.	45 50	
												169	A	Troy	75 71	
												169	H	Troy	65 63	
												212	H	Texas St.	71 73	
												242	A	Grand Canyon	59 56	
												259	A	Appalachian St.	68 54	
												259	H	Appalachian St.	71 55	
												269	A	Georgia St.	60 52	
												269	H	Georgia St.	83 45	
												270	H	UCF	36 77	
												277	A	La.-Monroe	63 57	
												277	H	La.-Monroe	54 67	
												279	A	Alabama St.	47 43	
												290	A	Ga. Southern	43 57	
												290	H	Ga. Southern	48 45	
LAST 12 Division I GAMES:																
133	H	La.-Lafayette	68 59	120	A	Little Rock	43 74									
277	H	La.-Monroe	54 67	39	A	Arkansas St.	51 58									
259	A	Appalachian St.	68 54	259	H	Appalachian St.	71 55									
169	H	Troy	65 63	169	A	Troy	75 71									
290	H	Ga. Southern	48 45	277	A	La.-Monroe	63 57									
269	H	Georgia St.	83 45	133	A	La.-Lafayette	50 69									

Non-Div I Games: Spring Hill 64 49 William Carey 66 30

South Ala.

■ Loss,
 ■ Non-Conf, S Site,
 ■ Home
 ■ Away
 N Neutral

Average RPI Win:	100	WON-LOST	WINNING	LAST 10	STRENGTH OF	OPP. STRENGTH	TEAM	ADJ.	CONF.	ADJ CONF.
Average RPI Loss:	3	RECORD	PCT. RANK	GAMES	SCHEDULE	OF SCHEDULE	RPI	RPI	RPI	RPI
DIV. I ONLY	28- 1	3	9- 1	18	5	4	4	2	2	
DIV. I NON-CONF.	12- 1	9	0- 1	87	8	13	13	2	2	
TOTALS	RPI 1-25	RPI 26-50	W-L RECORDS	RPI 51-100	RPI 101-150	RPI 150+				
28- 1	9- 1	3- 0	OVERALL	4- 0	4- 0	8- 0				
14- 1	4- 1	2- 0	HOME	2- 0	2- 0	4- 0				
11- 0	4- 0	1- 0	AWAY	2- 0	2- 0	2- 0				
3- 0	1- 0	0- 0	NEUTRAL	0- 0	0- 0	2- 0				
12- 1	3- 1	0- 0	NON-CONFERENCE	2- 0	1- 0	6- 0				
6- 1	1- 1	0- 0	HOME	2- 0	0- 0	3- 0				
3- 0	1- 0	0- 0	AWAY	0- 0	1- 0	1- 0				
3- 0	1- 0	0- 0	NEUTRAL	0- 0	0- 0	2- 0				
16- 0	6- 0	3- 0	CONFERENCE	2- 0	3- 0	2- 0				
8- 0	3- 0	2- 0	HOME	0- 0	2- 0	1- 0				
8- 0	3- 0	1- 0	AWAY	2- 0	1- 0	1- 0				
0- 0	0- 0	0- 0	NEUTRAL	0- 0	0- 0	0- 0				

RPI	S	Opponent	Score	RPI	S	Opponent	Score	RPI	S	Opponent	Score	RPI	S	Opponent	Score
3	H	UConn	54 66	26	H	Georgia	61 51	51	H	Duke	66 55	118	H	LSU	75 39
5	H	Ohio St.	88 80	27	A	Mississippi St.	57 51	65	A	Auburn	74 58	123	A	Hawaii	67 51
8	N	Arizona St.	60 58	41	H	Missouri	83 58	79	A	Vanderbilt	71 61	134	H	Arkansas	85 32
10	A	UCLA	68 65					93	H	Elon	78 63	144	A	Alabama	66 46
12	A	Kentucky	73 62									162	N	East Carolina	88 57
12	H	Kentucky	78 68									165	H	Hampton	86 48
17	A	Texas A&M	70 63									173	A	Ole Miss	66 45
17	H	Texas A&M	59 58									173	H	Ole Miss	81 62
18	H	Florida	86 71									219	N	CSU Bakersfield	90 71
25	A	Tennessee	62 56									250	A	Clemson	67 41
												310	H	UNCG	92 44
												325	H	Winthrop	86 37
LAST 12 Division I GAMES:															
118	H	LSU	75 39	3	H	UConn	54 66	12	H	Kentucky	78 68	17	A	Texas A&M	70 63
173	A	Ole Miss	66 45	26	H	Georgia	61 51	27	A	Mississippi St.	57 51	41	H	Missouri	83 58
144	A	Alabama	66 46	25	A	Tennessee	62 56	49	A	Vanderbilt	71 61	51	H	Duke	66 55
26	H	Georgia	61 51	18	H	Florida	86 71	65	A	Auburn	74 58	65	A	UConn	54 66

Non-Div I Games:

South Carolina

■ Loss,
 ■ Non-Conf, S Site,
 ■ Home
 ■ Away
 N Neutral

Average RPI Win: 314		WON-LOST	WINNING	LAST 10	STRENGTH OF	OPP. STRENGTH	TEAM	ADJ.	CONF.	ADJ CONF.
Average RPI Loss: 225		RECORD	PCT. RANK	GAMES	SCHEDULE	OF SCHEDULE	RPI	RPI	RPI	RPI
DIV. I ONLY		9- 14	239	4- 6	347	334	308	308	31	31
DIV. I NON-CONF.		2- 6	272	0- 0	303	254	289	289	30	30
TOTALS	RPI 1-25	RPI 26-50		W-L RECORDS		RPI 51-100	RPI 101-150	RPI 150+		
9- 14	0- 0	0- 0		OVERALL		0- 0	0- 3	9- 11		
5- 3	0- 0	0- 0		HOME		0- 0	0- 0	5- 3		
4- 10	0- 0	0- 0		AWAY		0- 0	0- 2	4- 8		
0- 1	0- 0	0- 0		NEUTRAL		0- 0	0- 1	0- 0		
2- 6	0- 0	0- 0		NON-CONFERENCE		0- 0	0- 3	2- 3		
1- 0	0- 0	0- 0		HOME		0- 0	0- 0	1- 0		
1- 5	0- 0	0- 0		AWAY		0- 0	0- 2	1- 3		
0- 1	0- 0	0- 0		NEUTRAL		0- 0	0- 1	0- 0		
7- 8	0- 0	0- 0		CONFERENCE		0- 0	0- 0	7- 8		
4- 3	0- 0	0- 0		HOME		0- 0	0- 0	4- 3		
3- 5	0- 0	0- 0		AWAY		0- 0	0- 0	3- 5		
0- 0	0- 0	0- 0		NEUTRAL		0- 0	0- 0	0- 0		

[illegible]

Non-Div I Games:	Morris	90	39	Southern Wesleyan	75	52
------------------	--------	----	----	-------------------	----	----

South Carolina St.

Loss, Non-Conf, S Site, H Home A Away N Neutral

Average RPI Win:	208	WON-LOST	WINNING	LAST 10	STRENGTH OF	OPP. STRENGTH	TEAM	ADJ.	CONF.	ADJ CONF.
Average RPI Loss:	82	RECORD	PCT. RANK	GAMES	SCHEDULE	OF SCHEDULE	RPI	RPI	RPI	RPI
DIV. I ONLY	23- 5	22	10- 0	216	129	57	57	18	18	
DIV. I NON-CONF.	8- 4	99	0- 0	183	14	87	87	19	19	
TOTALS	RPI 1-25	RPI 26-50	W-L RECORDS	RPI 51-100	RPI 101-150	RPI 150+				
23- 5	0- 0	0- 2	OVERALL	3- 1	5- 2	15- 0				
11- 1	0- 0	0- 1	HOME	2- 0	3- 0	6- 0				
11- 4	0- 0	0- 1	AWAY	1- 1	2- 2	8- 0				
1- 0	0- 0	0- 0	NEUTRAL	0- 0	0- 0	1- 0				
8- 4	0- 0	0- 2	NON-CONFERENCE	1- 1	2- 1	5- 0				
3- 1	0- 0	0- 1	HOME	1- 0	1- 0	1- 0				
4- 3	0- 0	0- 1	AWAY	0- 1	1- 1	3- 0				
1- 0	0- 0	0- 0	NEUTRAL	0- 0	0- 0	1- 0				
15- 1	0- 0	0- 0	CONFERENCE	2- 0	3- 1	10- 0				
8- 0	0- 0	0- 0	HOME	1- 0	2- 0	5- 0				
7- 1	0- 0	0- 0	AWAY	1- 0	1- 1	5- 0				
0- 0	0- 0	0- 0	NEUTRAL	0- 0	0- 0	0- 0				

RPI 1-25			RPI 26-50			RPI 51-100			Team's RPI: 57			RPI 101+			
RPI	S	Opponent	Score	RPI	S	Opponent	Score	RPI	S	Opponent	Score	RPI	S	Opponent	Score
32	H	Washington	64 77	60	A	South Dakota St.	63 58	106	H	Drake	92 87				
43	A	Kansas St.	81 84	60	H	South Dakota St.	80 75	107	A	UNI	43 64				
				81	A	Utah	59 66	112	A	North Dakota	73 70				
				95	H	Marquette	97 69	114	A	IUPUI	74 63				
								114	H	IUPUI	65 59				
								145	A	Oral Roberts	56 60				
								145	H	Oral Roberts	71 48				
								164	A	Illinois	85 76				
								180	A	Fla. Atlantic	76 53				
								194	A	San Jose St.	87 77				
								231	A	Western Ill.	102 77				
								231	H	Western Ill.	86 50				
								256	A	Omaha	70 55				
								256	H	Omaha	82 76				
								259	N	Appalachian St.	87 60				
								303	A	Denver	79 33				
								303	H	Denver	85 60				
								313	A	IPFW	90 63				
								313	H	IPFW	92 60				
								318	H	Portland St.	103 61				
								323	A	North Dakota St.	96 94				
								323	H	North Dakota St.	80 54				
LAST 12 Division I GAMES:															
114	A	IUPUI	74 63	303	A	Denver	79 33								
313	A	IPFW	90 63	323	H	North Dakota St.	80 54								
60	H	South Dakota St.	80 75	231	A	Western Ill.	102 77								
231	H	Western Ill.	86 50	114	H	IUPUI	65 59								
145	H	Oral Roberts	71 48	313	H	IPFW	92 60								
256	A	Omaha	70 55	60	A	South Dakota St.	63 58								

Non-Div I Games: Dakota Wesleyan 94 54

South Dakota

Average RPI Win:	211	WON-LOST	WINNING	LAST 10	STRENGTH OF	OPP. STRENGTH	TEAM	ADJ.	CONF.	ADJ CONF.
Average RPI Loss:	44	RECORD	PCT. RANK	GAMES	SCHEDULE	OF SCHEDULE	RPI	RPI	RPI	RPI
DIV. I ONLY	23- 6	30	8- 2	150	136	60	60	18	18	
DIV. I NON-CONF.	10- 3	61	0- 0	52	16	37	37	19	19	
TOTALS	RPI 1-25	RPI 26-50	W-L RECORDS	RPI 51-100	RPI 101-150	RPI 150+				
23- 6	1- 3	0- 0	OVERALL	0- 2	7- 1	15- 0				
13- 2	1- 1	0- 0	HOME	0- 1	4- 0	8- 0				
8- 3	0- 1	0- 0	AWAY	0- 1	2- 1	6- 0				
2- 1	0- 1	0- 0	NEUTRAL	0- 0	1- 0	1- 0				
10- 3	1- 3	0- 0	NON-CONFERENCE	0- 0	4- 0	5- 0				
6- 1	1- 1	0- 0	HOME	0- 0	2- 0	3- 0				
2- 1	0- 1	0- 0	AWAY	0- 0	1- 0	1- 0				
2- 1	0- 1	0- 0	NEUTRAL	0- 0	1- 0	1- 0				
13- 3	0- 0	0- 0	CONFERENCE	0- 2	3- 1	10- 0				
7- 1	0- 0	0- 0	HOME	0- 1	2- 0	5- 0				
6- 2	0- 0	0- 0	AWAY	0- 1	1- 1	5- 0				
0- 0	0- 0	0- 0	NEUTRAL	0- 0	0- 0	0- 0				

RPI 1-25				RPI 26-50				RPI 51-100 Team's RPI: 60				RPI 101+			
RPI	S	Opponent	Score	RPI	S	Opponent	Score	RPI	S	Opponent	Score	RPI	S	Opponent	Score
1	H	Notre Dame	64 75					57	A	South Dakota	75 80	107	H	UNI	89 86
11	N	Maryland	55 62					57	H	South Dakota	58 63	114	A	IUPUI	60 63
19	H	DePaul	88 79									114	H	IUPUI	68 66
21	A	Green Bay	57 58									130	N	Pittsburgh	55 54
												131	A	Creighton	53 51
												134	H	Arkansas	76 69
												145	A	Oral Roberts	68 50
												145	H	Oral Roberts	60 48
												155	N	Old Dominion	71 39
												170	H	Marist	77 68
												185	H	Northern Colo.	66 62
												231	A	Western Ill.	66 65
												231	H	Western Ill.	85 63
												256	A	Omaha	65 47
												256	H	Omaha	68 58
												257	A	Bowling Green	58 45
												303	A	Denver	76 39
												303	H	Denver	80 52
												313	A	IPFW	61 42
												313	H	IPFW	92 64
												318	H	Portland St.	74 65
												323	A	North Dakota St.	81 63
												323	H	North Dakota St.	81 47
LAST 12 Division I GAMES:															
231	A	Western Ill.	66 65	323	H	North Dakota St.	81 47								
114	A	IUPUI	60 63	256	A	Omaha	65 47								
57	A	South Dakota	75 80	145	A	Oral Roberts	68 50								
303	H	Denver	80 52	231	H	Western Ill.	85 63								
313	H	IPFW	92 64	114	H	IUPUI	68 66								
145	H	Oral Roberts	60 48	57	H	South Dakota	58 63								

Non-Div I Games:

South Dakota St.

■ Loss,
 ■ Non-Conf,
 ■ S Site,
 ■ Home
 ■ Away
 N Neutral

Average RPI Win:	151	WON-LOST	WINNING	LAST 10	STRENGTH OF	OPP. STRENGTH	TEAM	ADJ.	CONF.	ADJ CONF.
Average RPI Loss:	37	RECORD	PCT. RANK	GAMES	SCHEDULE	OF SCHEDULE	RPI	RPI	RPI	RPI
DIV. I ONLY	21- 7	51	8- 2	65	59	30	30	9	9	
DIV. I NON-CONF.	7- 4	110	0- 1	8	6	20	20	7	7	
TOTALS	RPI 1-25	RPI 26-50	W-L RECORDS	RPI 51-100	RPI 101-150	RPI 150+				
21- 7	1- 3	1- 1	OVERALL	5- 2	3- 1	11- 0				
15- 1	1- 1	1- 0	HOME	4- 0	3- 0	6- 0				
6- 5	0- 1	0- 0	AWAY	1- 1	0- 0	5- 0				
0- 1	0- 0	0- 1	NEUTRAL	0- 0	0- 0	0- 0				
7- 4	1- 2	1- 1	NON-CONFERENCE	2- 1	2- 0	1- 0				
7- 0	1- 0	1- 0	HOME	2- 0	2- 0	1- 0				
0- 3	0- 2	0- 0	AWAY	0- 1	0- 0	0- 0				
0- 1	0- 0	0- 1	NEUTRAL	0- 0	0- 0	0- 0				
14- 3	0- 1	0- 0	CONFERENCE	3- 1	1- 1	10- 0				
8- 1	0- 1	0- 0	HOME	2- 0	1- 0	5- 0				
6- 2	0- 0	0- 0	AWAY	1- 1	0- 1	5- 0				
0- 0	0- 0	0- 0	NEUTRAL	0- 0	0- 0	0- 0				

RPI	S	Opponent	Score	RPI	S	Opponent	Score	Team's RPI: 30	RPI	S	Opponent	Score	RPI	S	Opponent	Score
2	A	Baylor	63 66	27	N	Mississippi St.	58 68		56	A	St. John's (NY)	70 74	102	A	Memphis	87 88
3	H	UConn	59 75	46	H	Chattanooga	61 33		58	A	Temple	66 68	102	H	Memphis	97 82
14	A	Louisville	50 67						58	H	Temple	76 62	127	H	Penn St.	101 79
24	H	Oklahoma St.	68 46						78	H	Drexel	73 58	146	H	Jacksonville	74 52
									80	A	Tulane	71 67	162	A	East Carolina	61 59
									80	H	Tulane	77 65	162	H	East Carolina	75 54
									100	H	Harvard	86 59	179	A	SMU	66 48
													179	H	SMU	83 56
													184	A	Tulsa	72 66
													195	H	Butler	87 77
													222	A	Cincinnati	78 51
													222	H	Cincinnati	82 49
													270	A	UCF	88 49
													270	H	UCF	108 63
													282	H	Houston	73 49
LAST 12 Division I GAMES:																
58	H	Temple	76 62	58	A	Temple	66 68									
184	A	Tulsa	72 66	222	H	Cincinnati	82 49									
102	H	Memphis	97 82	179	A	SMU	66 48									
14	A	Louisville	50 67	282	H	Houston	73 49									
222	A	Cincinnati	78 51	270	A	UCF	88 49									
80	H	Tulane	77 65	102	A	Memphis	87 88									

Non-Div I Games:

South Fla.

■ Loss,
 ■ Non-Conf, S Site,
 ■ Home
 ■ Away
 N Neutral

Average RPI Win:	276	WON-LOST	WINNING	LAST 10	STRENGTH OF	OPP. STRENGTH	TEAM	ADJ.	CONF.	ADJ CONF.
Average RPI Loss:	153	RECORD	PCT. RANK	GAMES	SCHEDULE	OF SCHEDULE	RPI	RPI	RPI	RPI
DIV. I ONLY	13- 14	183	3- 7	271	288	224	224	24	24	
DIV. I NON-CONF.	5- 6	180	0- 1	173	326	178	178	24	24	
TOTALS	RPI 1-25	RPI 26-50	W-L RECORDS	RPI 51-100	RPI 101-150	RPI 150+				
13- 14	0- 0	0- 2	OVERALL	1- 3	0- 4	12- 5				
7- 4	0- 0	0- 0	HOME	1- 1	0- 3	6- 0				
6- 8	0- 0	0- 1	AWAY	0- 2	0- 1	6- 4				
0- 2	0- 0	0- 1	NEUTRAL	0- 0	0- 0	0- 1				
5- 6	0- 0	0- 2	NON-CONFERENCE	0- 1	0- 2	5- 1				
1- 2	0- 0	0- 0	HOME	0- 0	0- 2	1- 0				
4- 2	0- 0	0- 1	AWAY	0- 1	0- 0	4- 0				
0- 2	0- 0	0- 1	NEUTRAL	0- 0	0- 0	0- 1				
8- 8	0- 0	0- 0	CONFERENCE	1- 2	0- 2	7- 4				
6- 2	0- 0	0- 0	HOME	1- 1	0- 1	5- 0				
2- 6	0- 0	0- 0	AWAY	0- 1	0- 1	2- 4				
0- 0	0- 0	0- 0	NEUTRAL	0- 0	0- 0	0- 0				

RPI S	Opponent	Score	RPI S	Opponent	Score	RPI S	Opponent	Score	RPI S	Opponent	Score	Team's RPI: 224
41	A Missouri	32 74	54	A Saint Louis	52 67	113	H Central Ark.	54 63				
48	N UC Riverside	67 85	89	A UT Martin	65 95	128	H Southern Ill.	72 87				
			89	H UT Martin	74 84	147	A SIUE	73 80				
			91	H Belmont	81 74	147	H SIUE	75 89				
						187	A Eastern Ky.	55 56				
						231	A Western Ill.	89 84				
						233	N Idaho St.	64 65				
						253	H Tennessee St.	75 65				
						265	A Austin Peay	71 74				
						265	H Austin Peay	71 69				
						267	A Murray St.	61 80				
						267	H Murray St.	96 59				
						278	A Tennessee Tech	60 57				
						288	A Wichita St.	66 62				
						295	H Jacksonville St.	61 47				
						296	H UMKC	78 65				
						305	A Morehead St.	89 79				
						332	A Lipscomb	84 69				
						338	A Eastern Ill.	59 64				
						338	H Eastern Ill.	82 52				
						346	A Alabama A&M	69 58				
LAST 12 Division I GAMES:												
48	N UC Riverside	67 85	338	A Eastern Ill.	59 64							
265	A Austin Peay	71 74	267	H Murray St.	96 59							
147	H SIUE	75 89	265	H Austin Peay	71 69							
338	H Eastern Ill.	82 52	89	H UT Martin	74 84							
267	A Murray St.	61 80	147	A SIUE	73 80							
89	A UT Martin	65 95	278	A Tennessee Tech	60 57							

Non-Div I Games: Harris-Stowe 78 66 William Woods 94 58

Southeast Mo. St.

Loss, Non-Conf, S Site, H Home A Away N Neutral

Average RPI Win:	273	WON-LOST	WINNING	LAST 10	STRENGTH OF	OPP. STRENGTH	TEAM	ADJ.	CONF.	ADJ CONF.
Average RPI Loss:	166	RECORD	PCT. RANK	GAMES	SCHEDULE	OF SCHEDULE	RPI	RPI	RPI	RPI
DIV. I ONLY	4- 23	327	1- 9	137	265	306	306	26	26	
DIV. I NON-CONF.	1- 10	330	0- 0	144	181	282	282	26	26	
TOTALS	RPI 1-25	RPI 26-50	W-L RECORDS	RPI 51-100	RPI 101-150	RPI 150+				
4- 23	0- 0	0- 1	OVERALL	0- 4	0- 7	4- 11				
3- 10	0- 0	0- 0	HOME	0- 2	0- 2	3- 6				
1- 13	0- 0	0- 1	AWAY	0- 2	0- 5	1- 5				
0- 0	0- 0	0- 0	NEUTRAL	0- 0	0- 0	0- 0				
1- 10	0- 0	0- 1	NON-CONFERENCE	0- 2	0- 3	1- 4				
0- 4	0- 0	0- 0	HOME	0- 1	0- 0	0- 3				
1- 6	0- 0	0- 1	AWAY	0- 1	0- 3	1- 1				
0- 0	0- 0	0- 0	NEUTRAL	0- 0	0- 0	0- 0				
3- 13	0- 0	0- 0	CONFERENCE	0- 2	0- 4	3- 7				
3- 6	0- 0	0- 0	HOME	0- 1	0- 2	3- 3				
0- 7	0- 0	0- 0	AWAY	0- 1	0- 2	0- 4				
0- 0	0- 0	0- 0	NEUTRAL	0- 0	0- 0	0- 0				

RPI S	Opponent	Score	RPI S	Opponent	Score	RPI S	Opponent	Score	RPI S	Opponent	Score	Team's RPI: 306
27	A Mississippi St.	41 81	65	H Auburn	68 80	105	A Wright St.	72 106				
			71	A Abilene Christian	70 72	113	A Central Ark.	58 80				
			71	H Abilene Christian	72 88	113	H Central Ark.	60 64				
			73	A Georgia Tech	49 102	122	A Northwestern St.	62 82				
						122	H Northwestern St.	58 73				
						134	A Arkansas	53 97				
						141	A Texas Tech	51 113				
						153	A McNeese St.	79 96				
						153	H McNeese St.	74 83				
						157	A Xavier	27 67				
						169	H Troy	90 100				
						202	H Stephen F. Austin	65 56				
						225	A Sam Houston St.	56 80				
						246	A Houston Baptist	56 64				
						277	H La.-Monroe	84 88				
						286	H Lamar	73 66				
						294	A Florida A&M	62 57				
						304	H Jackson St.	72 79				
						311	H Nicholls St.	78 68				
						314	A A&M-Corpus Christi	67 69				
						330	H New Orleans	51 62				
						333	H Incarnate Word	66 70				
LAST 12 Division I GAMES:												
113	H Central Ark.	60 64	71	H Abilene Christian	72 88							
122	H Northwestern St.	58 73	113	A Central Ark.	58 80							
71	A Abilene Christian	70 72	122	A Northwestern St.	62 82							
330	H New Orleans	51 62	153	A McNeese St.	79 96							
311	H Nicholls St.	78 68	314	A A&M-Corpus Christi	67 69							
153	H McNeese St.	74 83	333	H Incarnate Word	66 70							

Non-Div I Games:

Southeastern La.

Average RPI Win: 140	WON-LOST	WINNING	LAST 10	STRENGTH OF	OPP. STRENGTH	TEAM	ADJ.	CONF.	ADJ CONF.
Average RPI Loss: 49	RECORD	PCT. RANK	GAMES	SCHEDULE	OF SCHEDULE	RPI	RPI	RPI	RPI
DIV. I ONLY	17- 12	123	3- 7	12	56	55	55	1	1
DIV. I NON-CONF.	11- 0	1	0- 0	62	322	9	9	1	1
TOTALS	RPI 1-25	RPI 26-50	W-L RECORDS	RPI 51-100	RPI 101-150	RPI 150+			
17- 12	1- 6	1- 2	OVERALL	6- 2	4- 1	5- 1			
11- 5	1- 3	0- 1	HOME	5- 0	1- 1	4- 0			
3- 7	0- 3	0- 1	AWAY	1- 2	2- 0	0- 1			
3- 0	0- 0	1- 0	NEUTRAL	0- 0	1- 0	1- 0			
11- 0	0- 0	1- 0	NON-CONFERENCE	2- 0	3- 0	5- 0			
7- 0	0- 0	0- 0	HOME	2- 0	1- 0	4- 0			
1- 0	0- 0	0- 0	AWAY	0- 0	1- 0	0- 0			
3- 0	0- 0	1- 0	NEUTRAL	0- 0	1- 0	1- 0			
6- 12	1- 6	0- 2	CONFERENCE	4- 2	1- 1	0- 1			
4- 5	1- 3	0- 1	HOME	3- 0	0- 1	0- 0			
2- 7	0- 3	0- 1	AWAY	1- 2	1- 0	0- 1			
0- 0	0- 0	0- 0	NEUTRAL	0- 0	0- 0	0- 0			

RPI 1-25				RPI 26-50				RPI 51-100				Team's RPI: 55	RPI 101+			
RPI	S	Opponent	Score	RPI	S	Opponent	Score	RPI	S	Opponent	Score		RPI	S	Opponent	Score
7	H	Stanford	47 57	28	N	West Virginia	78 67	52	H	Albany (NY)	68 67		103	A	Gonzaga	60 56
8	A	Arizona St.	68 69	32	A	Washington	60 69	67	H	Santa Clara	81 46		119	N	Iona	76 56
8	H	Arizona St.	45 50	32	H	Washington	53 61	70	A	Oregon	60 69		125	A	Arizona	67 57
9	A	Oregon St.	52 76					70	H	Oregon	74 67		125	H	Arizona	56 63
9	H	Oregon St.	49 57					81	A	Utah	70 59		135	H	Long Beach St.	69 43
10	A	UCLA	73 78					88	A	Washington St.	61 73		189	A	Colorado	63 66
10	H	UCLA	71 68					88	H	Washington St.	64 62		203	H	UNLV	73 42
								92	H	California	61 47		242	N	Grand Canyon	75 44
													294	H	Florida A&M	88 45
													328	H	Southern Utah	71 32
													339	H	UC Irvine	75 56
LAST 12 Division I GAMES:																
125	H	Arizona	56 63	8	A	Arizona St.	68 69									
8	H	Arizona St.	45 50	125	A	Arizona	67 57									
70	A	Oregon	60 69	189	A	Colorado	63 66									
9	A	Oregon St.	52 76	81	A	Utah	70 59									
88	H	Washington St.	64 62	92	H	California	61 47									
32	H	Washington	53 61	7	H	Stanford	47 57									

Non-Div I Games: Hope Int'l 92 43

Southern California

■ Loss,
 ■ Non-Conf,
 ■ S Site,
 ■ H Home
 ■ A Away
 N Neutral

Average RPI Win:	235	WON-LOST	WINNING	LAST 10	STRENGTH OF	OPP. STRENGTH	TEAM	ADJ.	CONF.	ADJ CONF.
Average RPI Loss:	140	RECORD	PCT. RANK	GAMES	SCHEDULE	OF SCHEDULE	RPI	RPI	RPI	RPI
DIV. I ONLY	19- 9	75	7- 1	259	217	128	128	21	21	
DIV. I NON-CONF.	7- 5	135	1- 0	127	233	123	123	17	17	
TOTALS	RPI 1-25	RPI 26-50	W-L RECORDS	RPI 51-100	RPI 101-150	RPI 150+				
19- 9	0- 1	0- 0	OVERALL	1- 2	4- 1	14- 5				
10- 3	0- 0	0- 0	HOME	1- 1	1- 0	8- 2				
9- 6	0- 1	0- 0	AWAY	0- 1	3- 1	6- 3				
0- 0	0- 0	0- 0	NEUTRAL	0- 0	0- 0	0- 0				
7- 5	0- 1	0- 0	NON-CONFERENCE	0- 1	2- 1	5- 2				
4- 2	0- 0	0- 0	HOME	0- 1	1- 0	3- 1				
3- 3	0- 1	0- 0	AWAY	0- 0	1- 1	2- 1				
0- 0	0- 0	0- 0	NEUTRAL	0- 0	0- 0	0- 0				
12- 4	0- 0	0- 0	CONFERENCE	1- 1	2- 0	9- 3				
6- 1	0- 0	0- 0	HOME	1- 0	0- 0	5- 1				
6- 3	0- 0	0- 0	AWAY	0- 1	2- 0	4- 2				
0- 0	0- 0	0- 0	NEUTRAL	0- 0	0- 0	0- 0				

RPI 1-25				RPI 26-50				RPI 51-100				RPI 101+ Team's RPI: 128			
RPI	S	Opponent	Score	RPI	S	Opponent	Score	RPI	S	Opponent	Score	RPI	S	Opponent	Score
19	A	DePaul	61 105					89	H	UT Martin	63 70	102	A	Memphis	58 61
								96	A	Missouri St.	77 82	106	A	Drake	77 67
								96	H	Missouri St.	69 61	107	A	UNI	65 60
												111	A	Mercer	55 52
												147	H	SIUE	71 57
												152	H	Marshall	55 61
												164	A	Illinois	64 78
												175	A	Loyola Chicago	59 83
												175	H	Loyola Chicago	68 69
												217	A	Indiana St.	62 58
												217	H	Indiana St.	76 64
												224	A	Southeast Mo. St.	87 72
												227	H	Siena	73 54
												253	H	Tennessee St.	79 70
												267	A	Murray St.	70 57
												288	A	Wichita St.	48 57
												288	H	Wichita St.	80 66
												300	A	Bradley	65 51
												300	H	Bradley	75 49
												305	H	Morehead St.	102 69
												322	A	Illinois St.	68 55
												322	H	Illinois St.	76 71
												331	A	Evansville	66 63
												331	H	Evansville	74 56
LAST 12 Division I GAMES:															
253	H	Tennessee St.	79 70	300	A	Bradley	65 51								
217	A	Indiana St.	62 58	175	A	Loyola Chicago	59 83								
322	A	Illinois St.	68 55	322	H	Illinois St.	76 71								
288	H	Wichita St.	80 66	217	H	Indiana St.	76 64								
96	H	Missouri St.	69 61	96	A	Missouri St.	77 82								
331	A	Evansville	66 63	288	A	Wichita St.	48 57								

Non-Div I Games:

Southern Ill.

■ Loss,
 ■ Non-Conf,
 ■ S Site,
 ■ Home
 ■ A Away
 N Neutral

Average RPI Win:	229	WON-LOST	WINNING	LAST 10	STRENGTH OF	OPP. STRENGTH	TEAM	ADJ.	CONF.	ADJ CONF.
Average RPI Loss:	105	RECORD	PCT. RANK	GAMES	SCHEDULE	OF SCHEDULE	RPI	RPI	RPI	RPI
DIV. I ONLY	13- 13	166	3- 5	160	113	154	154	12	12	
DIV. I NON-CONF.	6- 4	125	1- 1	112	126	106	106	11	11	
TOTALS	RPI 1-25	RPI 26-50	W-L RECORDS	RPI 51-100	RPI 101-150	RPI 150+				
13- 13	0- 3	0- 2	OVERALL	0- 2	1- 2	12- 4				
11- 1	0- 1	0- 0	HOME	0- 0	1- 0	10- 0				
2- 11	0- 2	0- 2	AWAY	0- 2	0- 1	2- 4				
0- 1	0- 0	0- 0	NEUTRAL	0- 0	0- 1	0- 0				
6- 4	0- 1	0- 2	NON-CONFERENCE	0- 0	1- 1	5- 0				
5- 0	0- 0	0- 0	HOME	0- 0	1- 0	4- 0				
1- 3	0- 1	0- 2	AWAY	0- 0	0- 0	1- 0				
0- 1	0- 0	0- 0	NEUTRAL	0- 0	0- 1	0- 0				
7- 9	0- 2	0- 0	CONFERENCE	0- 2	0- 1	7- 4				
6- 1	0- 1	0- 0	HOME	0- 0	0- 0	6- 0				
1- 8	0- 1	0- 0	AWAY	0- 2	0- 1	1- 4				
0- 0	0- 0	0- 0	NEUTRAL	0- 0	0- 0	0- 0				

RPI 1-25				RPI 26-50				RPI 51-100				RPI 101+ Team's RPI: 154			
RPI	S	Opponent	Score	RPI	S	Opponent	Score	RPI	S	Opponent	Score	RPI	S	Opponent	Score
2	A	Baylor	42 97	27	A	Mississippi St.	65 78	62	A	Middle Tenn.	44 74	109	H	Samford	56 48
22	A	UTEP	64 72	46	A	Chattanooga	48 53	82	A	Charlotte	59 80	137	N	North Carolina	62 69
22	H	UTEP	54 57									148	A	UAB	49 53
												155	A	Old Dominion	45 53
												171	A	Louisiana Tech	37 72
												171	H	Louisiana Tech	69 59
												173	H	Ole Miss	57 38
												180	H	Fla. Atlantic	89 80
												197	H	South Ala.	71 51
												221	A	Rice	59 49
												221	H	Rice	68 62
												236	A	North Texas	55 57
												236	H	North Texas	57 38
												260	A	UTSA	41 47
												260	H	UTSA	65 53
												278	A	Tennessee Tech	69 57
												279	H	Alabama St.	65 44
												309	H	FIU	82 55
												349	H	Mississippi Val.	71 55
LAST 12 Division I GAMES:															
109	H	Samford	56 48	62	A	Middle Tenn.	44 74								
46	A	Chattanooga	48 53	148	A	UAB	49 53								
236	A	North Texas	55 57	221	H	Rice	68 62								
221	A	Rice	59 49	236	H	North Texas	57 38								
260	H	UTSA	65 53	260	A	UTSA	41 47								
22	H	UTEP	54 57	22	A	UTEP	64 72								

Non-Div I Games: William Carey 75 34

Southern Miss.

■ Loss,
 ■ Non-Conf, S Site,
 ■ Home
 ■ Away
 N Neutral

Average RPI Win:	302	WON-LOST	WINNING	LAST 10	STRENGTH OF	OPP. STRENGTH	TEAM	ADJ.	CONF.	ADJ CONF.
Average RPI Loss:	117	RECORD	PCT. RANK	GAMES	SCHEDULE	OF SCHEDULE	RPI	RPI	RPI	RPI
DIV. I ONLY	13- 9	122	8- 2	288	315	166	166	32	32	
DIV. I NON-CONF.	1- 6	311	0- 0	15	3	181	181	31	31	
TOTALS	RPI 1-25	RPI 26-50	W-L RECORDS	RPI 51-100	RPI 101-150	RPI 150+				
13- 9	0- 2	0- 1	OVERALL	0- 2	0- 1	13- 3				
7- 1	0- 0	0- 0	HOME	0- 0	0- 0	7- 1				
6- 8	0- 1	0- 1	AWAY	0- 2	0- 1	6- 2				
0- 0	0- 0	0- 0	NEUTRAL	0- 0	0- 0	0- 0				
1- 6	0- 2	0- 1	NON-CONFERENCE	0- 2	0- 1	1- 0				
1- 0	0- 0	0- 0	HOME	0- 0	0- 0	1- 0				
0- 6	0- 2	0- 1	AWAY	0- 2	0- 1	0- 0				
0- 0	0- 0	0- 0	NEUTRAL	0- 0	0- 0	0- 0				
12- 3	0- 0	0- 0	CONFERENCE	0- 0	0- 0	12- 3				
6- 1	0- 0	0- 0	HOME	0- 0	0- 0	6- 1				
6- 2	0- 0	0- 0	AWAY	0- 0	0- 0	6- 2				
0- 0	0- 0	0- 0	NEUTRAL	0- 0	0- 0	0- 0				

RPI 1-25				RPI 26-50				RPI 51-100				RPI 101+ Team's RPI: 166			
RPI	S	Opponent	Score	RPI	S	Opponent	Score	RPI	S	Opponent	Score	RPI	S	Opponent	Score
11	A	Maryland	61 94	43	A	Kansas St.	47 59	80	A	Tulane	48 77	110	A	Iowa St.	46 86
17	A	Texas A&M	47 88					90	A	Nebraska	38 89	180	A	Grambling	52 65
												180	H	Grambling	80 68
												197	H	South Ala.	50 45
												243	A	Texas Southern	45 59
												273	A	Prairie View	65 55
												279	A	Alabama St.	57 55
												279	H	Alabama St.	59 60
												304	A	Jackson St.	66 57
												304	H	Jackson St.	84 57
												312	H	Alcorn	66 57
												341	A	Ark.-Pine Bluff	78 61
												341	H	Ark.-Pine Bluff	74 70
												346	A	Alabama A&M	68 62
												346	H	Alabama A&M	77 38
												349	A	Mississippi Val.	99 36
												349	H	Mississippi Val.	78 26
LAST 12 Division I GAMES:															
346	A	Alabama A&M	68 62	312	H	Alcorn	66 57								
279	A	Alabama St.	57 55	346	H	Alabama A&M	77 38								
349	H	Mississippi Val.	78 26	279	H	Alabama St.	59 60								
341	H	Ark.-Pine Bluff	74 70	349	A	Mississippi Val.	99 36								
304	A	Jackson St.	66 57	341	A	Ark.-Pine Bluff	78 61								
180	A	Grambling	52 65	304	H	Jackson St.	84 57								

Non-Div I Games: Tougaloo 81 48 Spring Hill 65 46

Southern U.

Loss, Non-Conf, S Site, H Home A Away N Neutral

Average RPI Win:	311	WON-LOST	WINNING	LAST 10	STRENGTH OF	OPP. STRENGTH	TEAM	ADJ.	CONF.	ADJ CONF.
Average RPI Loss:	178	RECORD	PCT. RANK	GAMES	SCHEDULE	OF SCHEDULE	RPI	RPI	RPI	RPI
DIV. I ONLY	3- 23	338	1- 9	165	316	328	328	20	20	
DIV. I NON-CONF.	2- 8	290	0- 0	283	283	327	327	23	23	
TOTALS	RPI 1-25	RPI 26-50	W-L RECORDS	RPI 51-100	RPI 101-150	RPI 150+				
3- 23	0- 0	0- 0	OVERALL	0- 3	0- 5	3- 15				
3- 7	0- 0	0- 0	HOME	0- 0	0- 2	3- 5				
0- 15	0- 0	0- 0	AWAY	0- 3	0- 3	0- 9				
0- 1	0- 0	0- 0	NEUTRAL	0- 0	0- 0	0- 1				
2- 8	0- 0	0- 0	NON-CONFERENCE	0- 3	0- 0	2- 5				
2- 1	0- 0	0- 0	HOME	0- 0	0- 0	2- 1				
0- 6	0- 0	0- 0	AWAY	0- 3	0- 0	0- 3				
0- 1	0- 0	0- 0	NEUTRAL	0- 0	0- 0	0- 1				
1- 15	0- 0	0- 0	CONFERENCE	0- 0	0- 5	1- 10				
1- 6	0- 0	0- 0	HOME	0- 0	0- 2	1- 4				
0- 9	0- 0	0- 0	AWAY	0- 0	0- 3	0- 6				
0- 0	0- 0	0- 0	NEUTRAL	0- 0	0- 0	0- 0				

RPI 1-25				RPI 26-50				RPI 51-100				RPI 101+				Team's RPI: 328	
RPI	S	Opponent	Score	RPI	S	Opponent	Score	RPI	S	Opponent	Score	RPI	S	Opponent	Score		
								55	A	Southern California	32	71	112	A	North Dakota	56	68
								85	A	TCU	47	76	139	A	Idaho	48	93
								97	A	New Mexico St.	60	74	139	H	Idaho	51	62
													141	A	Montana St.	59	86
													141	H	Montana St.	66	87
													172	A	Montana	60	66
													172	H	Montana	50	81
													182	A	Eastern Wash.	53	64
													182	H	Eastern Wash.	82	85
													183	A	New Mexico	48	70
													185	A	Northern Colo.	44	64
													196	A	Weber St.	56	75
													196	H	Weber St.	51	69
													203	A	UNLV	44	79
													204	A	Utah Valley	58	70
													215	N	N.C. A&T	65	78
													233	A	Idaho St.	47	64
													233	H	Idaho St.	67	71
													291	A	Northern Ariz.	48	57
													291	H	Northern Ariz.	73	68
													299	H	CSUN	67	65
													339	H	UC Irvine	58	63
													343	H	Air Force	75	56
LAST 12 Division I GAMES:																	
				291	H	Northern Ariz.	73	68	139	A	Idaho	48	93				
				233	A	Idaho St.	47	64	196	H	Weber St.	51	69				
				196	A	Weber St.	56	75	233	H	Idaho St.	67	71				
				141	H	Montana St.	66	87	112	A	North Dakota	56	68				
				172	H	Montana	50	81	185	A	Northern Colo.	44	64				
				182	A	Eastern Wash.	53	64	139	H	Idaho	51	62				

Non-Div I Games:

Southern Utah

Loss, Non-Conf, S Site, H Home A Away N Neutral

St. Bonaventure

Through Games Of Feb. 28, 2016

Average RPI Win:	154	WON-LOST	WINNING	LAST 10	STRENGTH OF	OPP. STRENGTH	TEAM	ADJ.	CONF.	ADJ CONF.
Average RPI Loss:	97	RECORD	PCT. RANK	GAMES	SCHEDULE	OF SCHEDULE	RPI	RPI	RPI	RPI
DIV. I ONLY	23- 6	30	6- 4	98	88	29	29	7	7	
DIV. I NON-CONF.	11- 2	28	0- 0	134	88	29	29	8	8	
TOTALS	RPI 1-25	RPI 26-50	W-L RECORDS	RPI 51-100	RPI 101-150	RPI 150+				
23- 6	1- 2	2- 0	OVERALL	4- 2	4- 0	12- 2				
16- 0	1- 0	2- 0	HOME	3- 0	4- 0	6- 0				
7- 6	0- 1	0- 0	AWAY	1- 2	0- 0	6- 0				
0- 0	0- 0	0- 0	NEUTRAL	0- 0	0- 0	0- 0				
11- 2	0- 1	1- 0	NON-CONFERENCE	1- 1	4- 0	5- 0				
8- 0	0- 0	1- 0	HOME	1- 0	4- 0	2- 0				
3- 2	0- 1	0- 0	AWAY	0- 1	0- 0	3- 0				
0- 0	0- 0	0- 0	NEUTRAL	0- 0	0- 0	0- 0				
12- 4	1- 1	1- 0	CONFERENCE	3- 1	0- 0	7- 2				
8- 0	1- 0	1- 0	HOME	2- 0	0- 0	4- 0				
4- 4	0- 1	0- 0	AWAY	1- 1	0- 0	3- 2				
0- 0	0- 0	0- 0	NEUTRAL	0- 0	0- 0	0- 0				

RPI 1-25				RPI 26-50				RPI 51-100				RPI 101+			
RPI	S	Opponent	Score	RPI	S	Opponent	Score	RPI	S	Opponent	Score	RPI	S	Opponent	Score
19	A	DePaul	54 77	37	H	James Madison	56 45	54	H	Saint Louis	80 59	104	H	Toledo	74 63
23	A	Duquesne	62 74	38	H	George Washington	69 67	71	A	Dayton	59 54	121	H	Buffalo	59 32
23	H	Duquesne	60 48					78	A	Drexel	46 58	127	H	Penn St.	70 60
								84	A	VCU	47 52	149	H	Detroit	84 73
								94	H	Georgetown	69 54	160	A	Stony Brook	73 68
								99	H	Saint Joseph's	65 51	168	A	Fordham	68 77
												168	H	Fordham	55 41
												176	A	Davidson	59 47
												186	H	George Mason	70 55
												199	H	Richmond	66 43
												207	A	Canisius	59 47
												209	A	Massachusetts	60 69
												209	H	Massachusetts	66 41
												216	A	Rhode Island	69 56
												227	H	Siena	57 40
												276	A	La Salle	70 63
												297	H	Niagara	67 55
												307	A	Colgate	62 38
LAST 12 Division I GAMES:															
23	H	Duquesne	60 48	84	A	VCU	47 52								
168	A	Fordham	68 77	199	H	Richmond	66 43								
276	A	La Salle	70 63	99	H	Saint Joseph's	65 51								
38	H	George Washington	69 67	23	A	Duquesne	62 74								
209	A	Massachusetts	60 69	71	A	Dayton	59 54								
54	H	Saint Louis	80 59	186	H	George Mason	70 55								

Non-Div I Games:

St. Bonaventure

■ Loss,
 ■ Non-Conf,
 ■ S Site,
 ■ H Home
 ■ A Away
 N Neutral

Average RPI Win:	280	WON-LOST	WINNING	LAST 10	STRENGTH OF	OPP. STRENGTH	TEAM	ADJ.	CONF.	ADJ CONF.
Average RPI Loss:	252	RECORD	PCT. RANK	GAMES	SCHEDULE	OF SCHEDULE	RPI	RPI	RPI	RPI
DIV. I ONLY	7- 21	296	3- 7	337	348	335	335	30	30	
DIV. I NON-CONF.	3- 8	258	0- 0	317	331	313	313	32	32	
TOTALS	RPI 1-25	RPI 26-50	W-L RECORDS	RPI 51-100	RPI 101-150	RPI 150+				
7- 21	0- 0	0- 0	OVERALL	0- 3	0- 0	7- 18				
2- 9	0- 0	0- 0	HOME	0- 1	0- 0	2- 8				
4- 11	0- 0	0- 0	AWAY	0- 1	0- 0	4- 10				
1- 1	0- 0	0- 0	NEUTRAL	0- 1	0- 0	1- 0				
3- 8	0- 0	0- 0	NON-CONFERENCE	0- 3	0- 0	3- 5				
1- 2	0- 0	0- 0	HOME	0- 1	0- 0	1- 1				
1- 5	0- 0	0- 0	AWAY	0- 1	0- 0	1- 4				
1- 1	0- 0	0- 0	NEUTRAL	0- 1	0- 0	1- 0				
4- 13	0- 0	0- 0	CONFERENCE	0- 0	0- 0	4- 13				
1- 7	0- 0	0- 0	HOME	0- 0	0- 0	1- 7				
3- 6	0- 0	0- 0	AWAY	0- 0	0- 0	3- 6				
0- 0	0- 0	0- 0	NEUTRAL	0- 0	0- 0	0- 0				

RPI S	Opponent	Score	RPI S	Opponent	Score	RPI S	Opponent	Score	RPI S	Opponent	Score	Team's RPI: 335
						66 H	Army West Point	35 74	201 A	Sacred Heart	55 63	
						73 A	Georgia Tech	51 89	201 H	Sacred Heart	51 68	
						94 N	Georgetown	52 74	210 A	Robert Morris	72 65	
									210 H	Robert Morris	53 62	
									238 A	Bryant	58 57	
									238 H	Bryant	42 70	
									241 H	Loyola Maryland	64 54	
									245 A	Manhattan	53 61	
									254 A	Monmouth	54 63	
									261 A	Saint Francis (PA)	68 85	
									261 H	Saint Francis (PA)	76 83	
									281 H	Rider	59 71	
									283 A	Vermont	59 55	
									284 A	Central Conn. St.	61 65	
									315 A	Fairleigh Dickinson	61 65	
									315 H	Fairleigh Dickinson	88 78	
									319 A	Mt. St. Mary's	56 66	
									319 H	Mt. St. Mary's	40 57	
									326 A	LIU Brooklyn	71 51	
									326 H	LIU Brooklyn	62 65	
									327 A	Lafayette	59 77	
									337 A	Saint Peter's	40 44	
									342 A	Wagner	53 70	
									342 H	Wagner	78 82	
									347 N	Norfolk St.	59 55	
LAST 12 Division I GAMES:												
319 H	Mt. St. Mary's	40 57	201 A	Sacred Heart	55 63							
261 A	Saint Francis (PA)	68 85	342 H	Wagner	78 82							
210 A	Robert Morris	72 65	284 A	Central Conn. St.	61 65							
238 A	Bryant	58 57	342 A	Wagner	53 70							
326 H	LIU Brooklyn	62 65	326 A	LIU Brooklyn	71 51							
315 H	Fairleigh Dickinson	88 78	238 H	Bryant	42 70							

Non-Div I Games:

St. Francis Brooklyn

■ Loss,
 ■ Non-Conf,
 ■ S Site,
 ■ H Home
 ■ A Away
 N Neutral

Average RPI Win:	158	WON-LOST	WINNING	LAST 10	STRENGTH OF	OPP. STRENGTH	TEAM	ADJ.	CONF.	ADJ CONF.
Average RPI Loss:	65	RECORD	PCT. RANK	GAMES	SCHEDULE	OF SCHEDULE	RPI	RPI	RPI	RPI
DIV. I ONLY	20- 9	71	5- 5	99	63	56	56	6	6	
DIV. I NON-CONF.	9- 2	37	0- 0	156	53	36	36	6	6	
TOTALS	RPI 1-25	RPI 26-50	W-L RECORDS	RPI 51-100	RPI 101-150	RPI 150+				
20- 9	0- 4	3- 2	OVERALL	4- 1	1- 1	12- 1				
11- 3	0- 1	2- 1	HOME	2- 0	0- 1	7- 0				
9- 6	0- 3	1- 1	AWAY	2- 1	1- 0	5- 1				
0- 0	0- 0	0- 0	NEUTRAL	0- 0	0- 0	0- 0				
9- 2	0- 2	1- 0	NON-CONFERENCE	1- 0	0- 0	7- 0				
5- 0	0- 0	1- 0	HOME	0- 0	0- 0	4- 0				
4- 2	0- 2	0- 0	AWAY	1- 0	0- 0	3- 0				
0- 0	0- 0	0- 0	NEUTRAL	0- 0	0- 0	0- 0				
11- 7	0- 2	2- 2	CONFERENCE	3- 1	1- 1	5- 1				
6- 3	0- 1	1- 1	HOME	2- 0	0- 1	3- 0				
5- 4	0- 1	1- 1	AWAY	1- 1	1- 0	2- 1				
0- 0	0- 0	0- 0	NEUTRAL	0- 0	0- 0	0- 0				

RPI 1-25				RPI 26-50				RPI 51-100 Team's RPI: 56				RPI 101+			
RPI	S	Opponent	Score	RPI	S	Opponent	Score	RPI	S	Opponent	Score	RPI	S	Opponent	Score
10	A	UCLA	58 73	30	H	South Fla.	74 70	53	A	Rutgers	69 62	131	A	Creighton	66 55
19	A	DePaul	71 77	36	A	Seton Hall	72 64	94	A	Georgetown	65 60	131	H	Creighton	57 64
19	H	DePaul	61 71	36	H	Seton Hall	71 69	94	H	Georgetown	63 55	157	A	Xavier	69 56
23	A	Duquesne	57 76	47	A	Villanova	54 58	95	A	Marquette	64 67	157	H	Xavier	57 41
				47	H	Villanova	59 71	95	H	Marquette	81 77	163	H	Yale	69 56
LAST 12 Division I GAMES:															
				131	H	Creighton	57 64	36	A	Seton Hall	72 64				
				258	H	Providence	69 54	19	A	DePaul	71 77				
				195	A	Butler	58 62	95	A	Marquette	64 67				
				157	A	Xavier	69 56	157	H	Xavier	57 41				
				94	H	Georgetown	63 55	195	H	Butler	68 41				
				47	H	Villanova	59 71	47	A	Villanova	54 58				

Non-Div I Games:

St. John's (NY)

■ Loss,
■ Non-Conf,
■ S Site,
■ H Home
■ A Away
N Neutral

St. Mary's (CA)

Through Games Of Feb. 28, 2016

Average RPI Win:	162	WON-LOST	WINNING	LAST 10	STRENGTH OF	OPP. STRENGTH	TEAM	ADJ.	CONF.	ADJ CONF.
Average RPI Loss:	101	RECORD	PCT. RANK	GAMES	SCHEDULE	OF SCHEDULE	RPI	RPI	RPI	RPI
DIV. I ONLY	23- 6	30	8- 2	107	94	50	50	8	8	
DIV. I NON-CONF.	9- 2	37	0- 0	141	103	64	64	9	9	
TOTALS	RPI 1-25	RPI 26-50	W-L RECORDS	RPI 51-100	RPI 101-150	RPI 150+				
23- 6	0- 2	1- 1	OVERALL	7- 1	3- 0	12- 2				
11- 4	0- 1	0- 1	HOME	3- 1	2- 0	6- 1				
11- 2	0- 1	0- 0	AWAY	4- 0	1- 0	6- 1				
1- 0	0- 0	1- 0	NEUTRAL	0- 0	0- 0	0- 0				
9- 2	0- 0	1- 1	NON-CONFERENCE	2- 0	1- 0	5- 1				
4- 2	0- 0	0- 1	HOME	1- 0	1- 0	2- 1				
4- 0	0- 0	0- 0	AWAY	1- 0	0- 0	3- 0				
1- 0	0- 0	1- 0	NEUTRAL	0- 0	0- 0	0- 0				
14- 4	0- 2	0- 0	CONFERENCE	5- 1	2- 0	7- 1				
7- 2	0- 1	0- 0	HOME	2- 1	1- 0	4- 0				
7- 2	0- 1	0- 0	AWAY	3- 0	1- 0	3- 1				
0- 0	0- 0	0- 0	NEUTRAL	0- 0	0- 0	0- 0				

RPI 1-25				RPI 26-50				Team's RPI: 50				RPI 51-100				RPI 101+			
RPI	S	Opponent	Score	RPI	S	Opponent	Score	RPI	S	Opponent	Score	RPI	S	Opponent	Score	RPI	S	Opponent	Score
15	A	BYU	59 65	41	H	Missouri	78 95	67	A	Santa Clara	78 70	103	A	Gonzaga	69 68				
15	H	BYU	44 65	47	N	Villanova	67 60	67	H	Santa Clara	67 73	103	H	Gonzaga	66 47				
								77	A	San Diego	73 68	126	H	Fresno St.	83 81				
								77	H	San Diego	68 60	161	A	Pacific	82 73				
								88	H	Washington St.	75 71	161	H	Pacific	83 75				
								92	A	California	64 63	185	A	Northern Colo.	65 52				
								98	A	San Francisco	78 68	190	H	UC Davis	71 78				
								98	H	San Francisco	72 59	193	H	Cal Poly	87 83				
												194	H	San Jose St.	91 81				
												237	A	Wyoming	70 64				
												240	A	Loyola Marymount	91 81				
												240	H	Loyola Marymount	72 57				
												275	A	Pepperdine	58 62				
												275	H	Pepperdine	88 72				
												285	A	Portland	78 51				
												285	H	Portland	95 53				
												299	A	CSUN	93 59				
LAST 12 Division I GAMES:																			
98	H	San Francisco	72 59	15	H	BYU	44 65	77	H	San Diego	68 60	285	H	Pacific	83 75				
67	A	Santa Clara	78 70	161	H	Pacific	83 75	285	A	Portland	78 51	103	A	Gonzaga	69 68				
285	H	Portland	95 53	103	H	Gonzaga	66 47	240	A	Loyola Marymount	91 81	275	A	Pepperdine	58 62				
103	H	Gonzaga	66 47	240	A	Loyola Marymount	91 81	161	A	Pacific	82 73								
240	A	Loyola Marymount	91 81	275	A	Pepperdine	58 62												

Non-Div I Games:

St. Mary's (CA)

■ Loss,
 ■ Non-Conf,
 ■ S Site,
 ■ Home
 ■ A Away
 N Neutral

Average RPI Win:	96	WON-LOST	WINNING	LAST 10	STRENGTH OF	OPP. STRENGTH	TEAM	ADJ.	CONF.	ADJ CONF.
Average RPI Loss:	18	RECORD	PCT. RANK	GAMES	SCHEDULE	OF SCHEDULE	RPI	RPI	RPI	RPI
DIV. I ONLY	24- 6	27	9- 1	6	7	7	7	1	1	
DIV. I NON-CONF.	10- 2	33	0- 0	9	18	4	4	1	1	
TOTALS	RPI 1-25	RPI 26-50	W-L RECORDS	RPI 51-100	RPI 101-150	RPI 150+				
24- 6	2- 5	3- 0	OVERALL	11- 1	3- 0	5- 0				
13- 2	2- 1	3- 0	HOME	4- 1	1- 0	3- 0				
8- 4	0- 4	0- 0	AWAY	4- 0	2- 0	2- 0				
3- 0	0- 0	0- 0	NEUTRAL	3- 0	0- 0	0- 0				
10- 2	1- 1	2- 0	NON-CONFERENCE	3- 1	1- 0	3- 0				
5- 1	1- 0	2- 0	HOME	0- 1	0- 0	2- 0				
2- 1	0- 1	0- 0	AWAY	0- 0	1- 0	1- 0				
3- 0	0- 0	0- 0	NEUTRAL	3- 0	0- 0	0- 0				
14- 4	1- 4	1- 0	CONFERENCE	8- 0	2- 0	2- 0				
8- 1	1- 1	1- 0	HOME	4- 0	1- 0	1- 0				
6- 3	0- 3	0- 0	AWAY	4- 0	1- 0	1- 0				
0- 0	0- 0	0- 0	NEUTRAL	0- 0	0- 0	0- 0				

RPI	S	Opponent	Score	RPI	S	Opponent	Score	RPI	S	Opponent	Score	RPI	S	Opponent	Score
6	A	Texas	69 77	32	H	Washington	69 53	55	A	Southern California	57 47	103	A	Gonzaga	65 48
8	A	Arizona St.	31 49	38	H	George Washington	84 63	59	N	Purdue	71 65	125	A	Arizona	59 34
8	H	Arizona St.	61 63	46	H	Chattanooga	73 30	67	H	Santa Clara	58 61	125	H	Arizona	82 58
9	A	Oregon St.	50 58					70	A	Oregon	64 62	159	H	Cornell	93 38
9	H	Oregon St.	76 54					70	H	Oregon	69 42	189	A	Colorado	80 49
10	A	UCLA	36 56					71	N	Dayton	74 66	189	H	Colorado	71 56
25	H	Tennessee	69 55					81	A	Utah	72 54	190	A	UC Davis	74 45
								81	H	Utah	72 52	219	H	CSU Bakersfield	83 41
								88	H	Washington St.	69 52				
								92	A	California	60 55				
								92	H	California	53 46				
								96	N	Missouri St.	82 65				
LAST 12 Division I GAMES:															
70	H	Oregon	69 42	92	A	California	60 55								
9	H	Oregon St.	76 54	92	H	California	53 46								
81	A	Utah	72 54	88	H	Washington St.	69 52								
189	A	Colorado	80 49	32	H	Washington	69 53								
8	H	Arizona St.	61 63	10	A	UCLA	36 56								
125	H	Arizona	82 58	55	A	Southern California	57 47								

Non-Div I Games:

Stanford

■ Loss,
■ Non-Conf,
■ S Site,
■ H Home
■ A Away
N Neutral

Average RPI Win:	248	WON-LOST	WINNING	LAST 10	STRENGTH OF	OPP. STRENGTH	TEAM	ADJ.	CONF.	ADJ CONF.
Average RPI Loss:	182	RECORD	PCT. RANK	GAMES	SCHEDULE	OF SCHEDULE	RPI	RPI	RPI	RPI
DIV. I ONLY	14- 10	130	10- 0	292	274	202	202	26	26	
DIV. I NON-CONF.	3- 5	218	0- 0	148	216	211	211	26	26	
TOTALS	RPI 1-25	RPI 26-50	W-L RECORDS	RPI 51-100	RPI 101-150	RPI 150+				
14- 10	0- 0	0- 0	OVERALL	0- 2	2- 3	12- 5				
7- 4	0- 0	0- 0	HOME	0- 1	1- 2	6- 1				
5- 4	0- 0	0- 0	AWAY	0- 1	0- 0	5- 3				
2- 2	0- 0	0- 0	NEUTRAL	0- 0	1- 1	1- 1				
3- 5	0- 0	0- 0	NON-CONFERENCE	0- 1	1- 2	2- 2				
1- 1	0- 0	0- 0	HOME	0- 0	0- 1	1- 0				
0- 2	0- 0	0- 0	AWAY	0- 1	0- 0	0- 1				
2- 2	0- 0	0- 0	NEUTRAL	0- 0	1- 1	1- 1				
11- 5	0- 0	0- 0	CONFERENCE	0- 1	1- 1	10- 3				
6- 3	0- 0	0- 0	HOME	0- 1	1- 1	5- 1				
5- 2	0- 0	0- 0	AWAY	0- 0	0- 0	5- 2				
0- 0	0- 0	0- 0	NEUTRAL	0- 0	0- 0	0- 0				

RPI 1-25				RPI 26-50				RPI 51-100				RPI 101+				Team's RPI: 202	
RPI	S	Opponent	Score	RPI	S	Opponent	Score	RPI	S	Opponent	Score	RPI	S	Opponent	Score		
								71	H	Abilene Christian	70 85	113	H	Central Ark.	53 55		
								85	A	TCU	55 88	114	N	IUPUI	55 62		
												122	H	Northwestern St.	68 52		
												143	H	UT Arlington	63 67		
												147	N	SIUE	82 74		
												153	H	McNeese St.	80 55		
												171	A	Louisiana Tech	44 76		
												196	N	Weber St.	46 56		
												217	N	Indiana St.	71 62		
												221	H	Rice	59 45		
												225	H	Sam Houston St.	70 63		
												246	A	Houston Baptist	64 50		
												246	H	Houston Baptist	66 54		
												286	A	Lamar	79 77		
												286	H	Lamar	60 64		
												306	A	Southeastern La.	56 65		
												311	A	Nicholls St.	89 67		
												314	A	A&M-Corpus Christi	71 66		
												314	H	A&M-Corpus Christi	72 59		
												330	A	New Orleans	57 58		
												333	A	Incarnate Word	82 66		
												333	H	Incarnate Word	74 62		
LAST 12 Division I GAMES:																	
				246	H	Houston Baptist	66 54					246	A	Houston Baptist	64 50		
				333	A	Incarnate Word	82 66					122	H	Northwestern St.	68 52		
				311	A	Nicholls St.	89 67					314	A	A&M-Corpus Christi	71 66		
				286	A	Lamar	79 77					225	H	Sam Houston St.	70 63		
				314	H	A&M-Corpus Christi	72 59					286	H	Lamar	60 64		
				333	H	Incarnate Word	74 62					71	H	Abilene Christian	70 85		

Non-Div I Games: Texas-Tyler 91 69 Tex. A&M-Commerce 75 65 LSU-Shreveport 94 39

Stephen F. Austin

Average RPI Win: 288	WON-LOST	WINNING	LAST 10	STRENGTH OF	OPP. STRENGTH	TEAM	ADJ.	CONF.	ADJ CONF.
Average RPI Loss: 123	RECORD	PCT. RANK	GAMES	SCHEDULE	OF SCHEDULE	RPI	RPI	RPI	RPI
DIV. I ONLY	15- 10	112	7- 3	311	249	192	192	29	29
DIV. I NON-CONF.	6- 5	146	0- 0	274	132	190	190	28	28
TOTALS	RPI 1-25	RPI 26-50	W-L RECORDS	RPI 51-100	RPI 101-150	RPI 150+			
15- 10	0- 1	0- 1	OVERALL	0- 3	1- 1	14- 4			
8- 3	0- 0	0- 0	HOME	0- 1	1- 0	7- 2			
7- 5	0- 1	0- 1	AWAY	0- 1	0- 1	7- 1			
0- 2	0- 0	0- 0	NEUTRAL	0- 1	0- 0	0- 1			
6- 5	0- 1	0- 1	NON-CONFERENCE	0- 1	0- 0	6- 2			
3- 1	0- 0	0- 0	HOME	0- 0	0- 0	3- 1			
3- 2	0- 1	0- 1	AWAY	0- 0	0- 0	3- 0			
0- 2	0- 0	0- 0	NEUTRAL	0- 1	0- 0	0- 1			
9- 5	0- 0	0- 0	CONFERENCE	0- 2	1- 1	8- 2			
5- 2	0- 0	0- 0	HOME	0- 1	1- 0	4- 1			
4- 3	0- 0	0- 0	AWAY	0- 1	0- 1	4- 1			
0- 0	0- 0	0- 0	NEUTRAL	0- 0	0- 0	0- 0			

RPI 1-25				RPI 26-50				RPI 51-100				RPI 101+ Team's RPI: 192			
RPI	S	Opponent	Score	RPI	S	Opponent	Score	RPI	S	Opponent	Score	RPI	S	Opponent	Score
25	A	Tennessee	56 90	26	A	Georgia	55 76	61	A	FGCU	48 61	146	A	Jacksonville	49 69
								61	H	FGCU	47 60	146	H	Jacksonville	66 61
								75	N	Minnesota	69 72	151	N	Boise St.	65 71
												165	H	Hampton	68 59
												208	A	USC Upstate	58 73
												208	H	USC Upstate	56 61
												262	A	UNCW	52 49
												264	A	Bethune-Cookman	62 38
												269	H	Georgia St.	72 80
												270	H	UCF	83 68
												289	A	Kennesaw St.	57 54
												289	H	Kennesaw St.	77 62
												290	H	Ga. Southern	79 57
												324	A	North Florida	67 56
												324	H	North Florida	81 61
												332	A	Lipscomb	83 62
												332	H	Lipscomb	79 75
												338	A	Eastern Ill.	68 66
												345	A	NJIT	74 56
												345	H	NJIT	60 55
LAST 12 Division I GAMES:															
				61	H	FGCU	47 60	146	H	Jacksonville	66 61				
				289	H	Kennesaw St.	77 62	324	H	North Florida	81 61				
				332	H	Lipscomb	79 75	146	A	Jacksonville	49 69				
				345	A	NJIT	74 56	332	A	Lipscomb	83 62				
				208	A	USC Upstate	58 73	289	A	Kennesaw St.	57 54				
				324	A	North Florida	67 56	208	H	USC Upstate	56 61				

Non-Div I Games: Trinity Baptist 107 30 Armstrong St. 61 45 Flagler 84 47

Stetson

Average RPI Win: 240	WON-LOST	WINNING	LAST 10	STRENGTH OF	OPP. STRENGTH	TEAM	ADJ.	CONF.	ADJ CONF.
Average RPI Loss: 126	RECORD	PCT. RANK	GAMES	SCHEDULE	OF SCHEDULE	RPI	RPI	RPI	RPI
DIV. I ONLY	16- 13	145	3- 7	197	205	160	160	16	16
DIV. I NON-CONF.	8- 5	120	0- 0	209	170	129	129	18	18
TOTALS	RPI 1-25	RPI 26-50	W-L RECORDS	RPI 51-100	RPI 101-150	RPI 150+			
16- 13	0- 1	0- 1	OVERALL	1- 5	1- 0	14- 6			
9- 5	0- 0	0- 1	HOME	1- 2	1- 0	7- 2			
7- 8	0- 1	0- 0	AWAY	0- 3	0- 0	7- 4			
0- 0	0- 0	0- 0	NEUTRAL	0- 0	0- 0	0- 0			
8- 5	0- 1	0- 1	NON-CONFERENCE	1- 1	1- 0	6- 2			
4- 2	0- 0	0- 1	HOME	1- 0	1- 0	2- 1			
4- 3	0- 1	0- 0	AWAY	0- 1	0- 0	4- 1			
0- 0	0- 0	0- 0	NEUTRAL	0- 0	0- 0	0- 0			
8- 8	0- 0	0- 0	CONFERENCE	0- 4	0- 0	8- 4			
5- 3	0- 0	0- 0	HOME	0- 2	0- 0	5- 1			
3- 5	0- 0	0- 0	AWAY	0- 2	0- 0	3- 3			
0- 0	0- 0	0- 0	NEUTRAL	0- 0	0- 0	0- 0			

RPI 1-25				RPI 26-50				RPI 51-100				RPI 101+ Team's RPI: 160			
RPI	S	Opponent	Score	RPI	S	Opponent	Score	RPI	S	Opponent	Score	RPI	S	Opponent	Score
16	A	Syracuse	49 64	29	H	St. Bonaventure	68 73	52	A	Albany (NY)	54 73	119	H	Iona	58 53
								52	H	Albany (NY)	49 62	159	A	Cornell	58 49
								69	A	Maine	52 55	163	A	Yale	57 62
								69	H	Maine	43 60	173	H	Ole Miss	57 72
								76	A	Hofstra	66 71	178	A	UMBC	69 60
								100	H	Harvard	64 63	178	H	UMBC	65 69
												205	A	Hartford	45 42
												205	H	Hartford	58 35
												234	A	Binghamton	47 54
												234	H	Binghamton	64 58
												235	A	Columbia	79 71
												239	A	New Hampshire	46 49
												239	H	New Hampshire	63 54
												249	H	Morgan St.	46 42
												283	A	Vermont	37 44
												283	H	Vermont	73 59
												317	A	UMass Lowell	64 50
												317	H	UMass Lowell	60 46
												326	H	LIU Brooklyn	71 54
												337	A	Saint Peter's	69 35
												342	A	Wagner	73 62
LAST 12 Division I GAMES:															
				283	A	Vermont	37 44					317	H	UMass Lowell	60 46
				69	H	Maine	43 60					234	A	Binghamton	47 54
				52	H	Albany (NY)	49 62					283	H	Vermont	73 59
				239	A	New Hampshire	46 49					69	A	Maine	52 55
				178	H	UMBC	65 69					52	A	Albany (NY)	54 73
				205	A	Hartford	45 42					205	H	Hartford	58 35

Non-Div I Games:

Stony Brook

■ Loss,
 ■ Non-Conf,
 ■ S Site,
 ■ H Home
 ■ A Away
 N Neutral

Average RPI Win:	137	WON-LOST	WINNING	LAST 10	STRENGTH OF	OPP. STRENGTH	TEAM	ADJ.	CONF.	ADJ CONF.
Average RPI Loss:	33	RECORD	PCT. RANK	GAMES	SCHEDULE	OF SCHEDULE	RPI	RPI	RPI	RPI
DIV. I ONLY	23- 6	30	9- 1	41	46	16	16	4	4	
DIV. I NON-CONF.	10- 3	61	0- 0	68	108	48	48	5	5	
TOTALS	RPI 1-25	RPI 26-50	W-L RECORDS	RPI 51-100	RPI 101-150	RPI 150+				
23- 6	1- 5	3- 0	OVERALL	3- 0	8- 1	8- 0				
14- 2	1- 2	0- 0	HOME	3- 0	4- 0	6- 0				
7- 4	0- 3	2- 0	AWAY	0- 0	4- 1	1- 0				
2- 0	0- 0	1- 0	NEUTRAL	0- 0	0- 0	1- 0				
10- 3	0- 3	1- 0	NON-CONFERENCE	1- 0	1- 0	7- 0				
7- 1	0- 1	0- 0	HOME	1- 0	1- 0	5- 0				
1- 2	0- 2	0- 0	AWAY	0- 0	0- 0	1- 0				
2- 0	0- 0	1- 0	NEUTRAL	0- 0	0- 0	1- 0				
13- 3	1- 2	2- 0	CONFERENCE	2- 0	7- 1	1- 0				
7- 1	1- 1	0- 0	HOME	2- 0	3- 0	1- 0				
6- 2	0- 1	2- 0	AWAY	0- 0	4- 1	0- 0				
0- 0	0- 0	0- 0	NEUTRAL	0- 0	0- 0	0- 0				

RPI	S	Opponent	Score	RPI	S	Opponent	Score	RPI	S	Opponent	Score	RPI	S	Opponent	Score
1	A	Notre Dame	62 90	32	N	Washington	66 62	51	H	Duke	86 50	101	A	Virginia	91 57
8	H	Arizona St.	54 61	34	A	Miami (FL)	57 51	73	H	Georgia Tech	71 52	108	H	Virginia Tech	60 39
11	A	Maryland	64 82	49	A	North Carolina St.	55 52	78	H	Drexel	83 62	115	A	Boston College	71 55
13	H	Florida St.	83 73									115	H	Boston College	62 61
14	H	Louisville	53 71									130	A	Pittsburgh	70 56
25	A	Tennessee	55 57									130	H	Pittsburgh	71 48
												132	A	Wake Forest	91 65
												137	A	North Carolina	73 77
												146	H	Jacksonville	65 49
												160	H	Stony Brook	64 49
												168	N	Fordham	76 54
												211	H	UTRGV	91 32
												216	A	Rhode Island	57 54
												249	H	Morgan St.	90 61
												250	H	Clemson	83 62
												255	H	Coppin St.	88 56
												334	H	Howard	97 48
LAST 12 Division I GAMES:															
115	A	Boston College	71 55	250	H	Clemson	83 62								
130	A	Pittsburgh	70 56	34	A	Miami (FL)	57 51								
13	H	Florida St.	83 73	115	H	Boston College	62 61								
49	A	North Carolina St.	55 52	14	H	Louisville	53 71								
101	A	Virginia	91 57	1	A	Notre Dame	62 90								
73	H	Georgia Tech	71 52	132	A	Wake Forest	91 65								

Non-Div I Games:

Syracuse

■ Loss,
 ■ Non-Conf,
 ■ S Site,
 ■ Home
 ■ A Away
 N Neutral

TCUTCU

TCU

Page 286

Average RPI Win:	174	WON-LOST	WINNING	LAST 10	STRENGTH OF	OPP. STRENGTH	TEAM	ADJ.	CONF.	ADJ CONF.
Average RPI Loss:	60	RECORD	PCT. RANK	GAMES	SCHEDULE	OF SCHEDULE	RPI	RPI	RPI	RPI
DIV. I ONLY	18- 10	90	7- 3	70	75	58	58	9	9	
DIV. I NON-CONF.	6- 5	146	0- 1	40	52	99	99	7	7	
TOTALS	RPI 1-25	RPI 26-50	W-L RECORDS	RPI 51-100	RPI 101-150	RPI 150+				
18- 10	1- 3	2- 2	OVERALL	2- 3	1- 1	12- 1				
11- 3	1- 1	2- 1	HOME	1- 1	1- 0	6- 0				
7- 7	0- 1	0- 1	AWAY	1- 1	0- 0	6- 0				
0- 0	0- 0	0- 0	NEUTRAL	0- 0	0- 0	0- 0				
6- 5	1- 1	1- 1	NON-CONFERENCE	0- 3	0- 0	4- 0				
4- 2	1- 0	1- 1	HOME	0- 1	0- 0	2- 0				
2- 3	0- 1	0- 0	AWAY	0- 2	0- 0	2- 0				
0- 0	0- 0	0- 0	NEUTRAL	0- 0	0- 0	0- 0				
12- 5	0- 2	1- 1	CONFERENCE	2- 0	1- 1	8- 1				
7- 1	0- 1	1- 0	HOME	1- 0	1- 0	4- 0				
5- 4	0- 1	0- 1	AWAY	1- 0	0- 1	4- 1				
0- 0	0- 0	0- 0	NEUTRAL	0- 0	0- 0	0- 0				

RPI	S	Opponent	Score	RPI	S	Opponent	Score	RPI	S	Opponent	Score	RPI	S	Opponent	Score
3	A	UConn	49 104	30	A	South Fla.	62 76	53	A	Rutgers	51 61	102	A	Memphis	97 100
3	H	UConn	60 85	30	H	South Fla.	68 66	80	A	Tulane	72 54	102	H	Memphis	82 58
13	A	Florida St.	47 75	35	H	Penn	54 60	80	H	Tulane	72 67	162	A	East Carolina	83 63
18	H	Florida	97 91	47	H	Villanova	61 55	83	A	Quinnipiac	56 58	168	A	Fordham	57 44
								99	H	Saint Joseph's	67 70	179	A	SMU	67 69
												179	H	SMU	55 35
												184	H	Tulsa	66 46
												201	H	Sacred Heart	92 62
												222	A	Cincinnati	74 49
												222	H	Cincinnati	74 51
												270	A	UCF	71 63
												276	A	La Salle	77 48
												282	A	Houston	75 66
												282	H	Houston	78 48
												329	H	Delaware St.	100 59
LAST 12 Division I GAMES:															
30	A	South Fla.	62 76	30	H	South Fla.	68 66								
80	H	Tulane	72 67	179	H	SMU	55 35								
102	A	Memphis	97 100	162	A	East Carolina	83 63								
3	H	UConn	60 85	80	A	Tulane	72 54								
282	H	Houston	78 48	35	H	Penn	54 60								
222	A	Cincinnati	74 49	3	A	UConn	49 104								

Non-Div I Games:

Temple

Average RPI Win:	102	WON-LOST	WINNING	LAST 10	STRENGTH OF	OPP. STRENGTH	TEAM	ADJ.	CONF.	ADJ CONF.
Average RPI Loss:	50	RECORD	PCT. RANK	GAMES	SCHEDULE	OF SCHEDULE	RPI	RPI	RPI	RPI
DIV. I ONLY	17- 12	123	5- 5	1	21	25	25	2	2	
DIV. I NON-CONF.	9- 4	95	0- 0	2	31	8	8	2	2	
TOTALS	RPI 1-25	RPI 26-50	W-L RECORDS	RPI 51-100	RPI 101-150	RPI 150+				
17- 12	2- 7	3- 1	OVERALL	4- 0	4- 4	4- 0				
13- 4	1- 3	2- 0	HOME	3- 0	4- 1	3- 0				
4- 8	1- 4	1- 1	AWAY	1- 0	0- 3	1- 0				
0- 0	0- 0	0- 0	NEUTRAL	0- 0	0- 0	0- 0				
9- 4	2- 3	1- 0	NON-CONFERENCE	1- 0	2- 1	3- 0				
7- 2	1- 1	1- 0	HOME	1- 0	2- 1	2- 0				
2- 2	1- 2	0- 0	AWAY	0- 0	0- 0	1- 0				
0- 0	0- 0	0- 0	NEUTRAL	0- 0	0- 0	0- 0				
8- 8	0- 4	2- 1	CONFERENCE	3- 0	2- 3	1- 0				
6- 2	0- 2	1- 0	HOME	2- 0	2- 0	1- 0				
2- 6	0- 2	1- 1	AWAY	1- 0	0- 3	0- 0				
0- 0	0- 0	0- 0	NEUTRAL	0- 0	0- 0	0- 0				

RPI	S	Opponent	Score	RPI	S	Opponent	Score	RPI	S	Opponent	Score	RPI	S	Opponent	Score
1	A	Notre Dame	66 79	26	H	Georgia	80 60	52	H	Albany (NY)	63 55	108	H	Virginia Tech	43 57
4	H	South Carolina	56 62	27	A	Mississippi St.	63 65	65	H	Auburn	79 52	113	H	Central Ark.	102 47
6	H	Texas	53 64	41	A	Missouri	71 55	79	A	Vanderbilt	69 51	118	A	LSU	56 57
7	A	Stanford	55 69	46	H	Chattanooga	59 57	79	H	Vanderbilt	58 49	127	H	Penn St.	74 66
9	A	Oregon St.	53 50									134	A	Arkansas	59 64
12	A	Kentucky	63 64									134	H	Arkansas	75 57
16	H	Syracuse	57 55									144	A	Alabama	46 54
17	A	Texas A&M	71 76									144	H	Alabama	70 42
18	H	Florida	66 74									156	H	ETSU	85 49
												173	H	Ole Miss	57 51
												192	H	Stetson	90 56
												288	A	Wichita St.	58 51
LAST 12 Division I GAMES:															
26	H	Georgia	80 60	17	A	Texas A&M	71 76								
144	A	Alabama	46 54	134	H	Arkansas	75 57								
118	A	LSU	56 57	144	H	Alabama	70 42								
173	H	Ole Miss	57 51	27	A	Mississippi St.	63 65								
4	H	South Carolina	56 62	12	A	Kentucky	63 64								
79	A	Vanderbilt	69 51	79	H	Vanderbilt	58 49								

Non-Div I Games:

Tennessee

■ Loss,
■ Non-Conf, S Site,
■ Home
■ Away
N Neutral

Average RPI Win:	278	WON-LOST	WINNING	LAST 10	STRENGTH OF	OPP. STRENGTH	TEAM	ADJ.	CONF.	ADJ CONF.
Average RPI Loss:	154	RECORD	PCT. RANK	GAMES	SCHEDULE	OF SCHEDULE	RPI	RPI	RPI	RPI
DIV. I ONLY	10- 17	253	3- 7	212	254	253	253	24	24	
DIV. I NON-CONF.	3- 8	258	0- 0	98	176	215	215	24	24	
TOTALS	RPI 1-25	RPI 26-50	W-L RECORDS	RPI 51-100	RPI 101-150	RPI 150+				
10- 17	0- 1	0- 2	OVERALL	0- 3	1- 2	9- 9				
7- 3	0- 0	0- 0	HOME	0- 1	1- 0	6- 2				
2- 12	0- 1	0- 2	AWAY	0- 2	0- 2	2- 5				
1- 2	0- 0	0- 0	NEUTRAL	0- 0	0- 0	1- 2				
3- 8	0- 1	0- 2	NON-CONFERENCE	0- 0	0- 2	3- 3				
2- 0	0- 0	0- 0	HOME	0- 0	0- 0	2- 0				
0- 6	0- 1	0- 2	AWAY	0- 0	0- 2	0- 1				
1- 2	0- 0	0- 0	NEUTRAL	0- 0	0- 0	1- 2				
7- 9	0- 0	0- 0	CONFERENCE	0- 3	1- 0	6- 6				
5- 3	0- 0	0- 0	HOME	0- 1	1- 0	4- 2				
2- 6	0- 0	0- 0	AWAY	0- 2	0- 0	2- 4				
0- 0	0- 0	0- 0	NEUTRAL	0- 0	0- 0	0- 0				

RPI 1-25				RPI 26-50				RPI 51-100				RPI 101+ Team's RPI: 253			
RPI	S	Opponent	Score	RPI	S	Opponent	Score	RPI	S	Opponent	Score	RPI	S	Opponent	Score
12	A	Kentucky	39 81	27	A	Mississippi St.	54 82	89	A	UT Martin	50 77	128	A	Southern Ill.	70 79
				40	A	Indiana	56 88	91	A	Belmont	65 80	129	A	Youngstown St.	58 69
								91	H	Belmont	51 71	147	H	SIUE	73 61
												164	A	Illinois	43 98
												180	N	Fla. Atlantic	64 69
												187	A	Eastern Ky.	67 78
												187	H	Eastern Ky.	66 70
												218	N	Utah St.	46 63
												224	A	Southeast Mo. St.	65 75
												243	H	Texas Southern	72 56
												265	H	Austin Peay	66 58
												267	H	Murray St.	69 58
												278	A	Tennessee Tech	60 70
												278	H	Tennessee Tech	56 64
												279	N	Alabama St.	74 64
												295	A	Jacksonville St.	55 69
												295	H	Jacksonville St.	50 40
												305	A	Morehead St.	68 60
												305	H	Morehead St.	78 76
												332	H	Lipscomb	77 65
												338	A	Eastern Ill.	62 53
LAST 12 Division I GAMES:															
				91	H	Belmont	51 71	187	H	Eastern Ky.	66 70				
				305	A	Morehead St.	68 60	295	A	Jacksonville St.	55 69				
				295	H	Jacksonville St.	50 40	89	A	UT Martin	50 77				
				187	A	Eastern Ky.	67 78	91	A	Belmont	65 80				
				278	H	Tennessee Tech	56 64	278	A	Tennessee Tech	60 70				
				305	H	Morehead St.	78 76	267	H	Murray St.	69 58				

Non-Div I Games: Lane 75 44 North Ala. 58 40

Tennessee St.

Loss, Non-Conf, S Site, H Home A Away N Neutral

Average RPI Win:	283	WON-LOST	WINNING	LAST 10	STRENGTH OF	OPP. STRENGTH	TEAM	ADJ.	CONF.	ADJ CONF.
Average RPI Loss:	153	RECORD	PCT. RANK	GAMES	SCHEDULE	OF SCHEDULE	RPI	RPI	RPI	RPI
DIV. I ONLY	10- 19	261	5- 5	239	227	278	278	24	24	
DIV. I NON-CONF.	4- 9	245	0- 0	171	130	251	251	24	24	
TOTALS	RPI 1-25	RPI 26-50	W-L RECORDS	RPI 51-100	RPI 101-150	RPI 150+				
10- 19	0- 1	0- 2	OVERALL	0- 4	0- 3	10- 9				
7- 9	0- 1	0- 1	HOME	0- 1	0- 2	7- 4				
3- 10	0- 0	0- 1	AWAY	0- 3	0- 1	3- 5				
0- 0	0- 0	0- 0	NEUTRAL	0- 0	0- 0	0- 0				
4- 9	0- 1	0- 2	NON-CONFERENCE	0- 1	0- 2	4- 3				
3- 5	0- 1	0- 1	HOME	0- 0	0- 1	3- 2				
1- 4	0- 0	0- 1	AWAY	0- 1	0- 1	1- 1				
0- 0	0- 0	0- 0	NEUTRAL	0- 0	0- 0	0- 0				
6- 10	0- 0	0- 0	CONFERENCE	0- 3	0- 1	6- 6				
4- 4	0- 0	0- 0	HOME	0- 1	0- 1	4- 2				
2- 6	0- 0	0- 0	AWAY	0- 2	0- 0	2- 4				
0- 0	0- 0	0- 0	NEUTRAL	0- 0	0- 0	0- 0				

RPI 1-25				RPI 26-50				RPI 51-100				RPI 101+ Team's RPI: 278			
RPI	S	Opponent	Score	RPI	S	Opponent	Score	RPI	S	Opponent	Score	RPI	S	Opponent	Score
14	H	Louisville	54 76	26	A	Georgia	48 81	62	A	Middle Tenn.	53 69	111	H	Mercer	47 63
				39	H	Arkansas St.	55 77	89	A	UT Martin	53 67	140	A	Northern Ky.	62 88
								91	A	Belmont	49 70	147	H	SIUE	68 83
								91	H	Belmont	79 80	154	H	Southern Miss.	57 69
												157	A	Xavier	47 64
												187	A	Eastern Ky.	77 72
												187	H	Eastern Ky.	67 71
												224	H	Southeast Mo. St.	57 60
												250	H	Clemson	53 71
												253	A	Tennessee St.	64 56
												253	H	Tennessee St.	70 60
												265	A	Austin Peay	75 91
												267	A	Murray St.	50 56
												269	H	Georgia St.	72 65
												288	H	Wichita St.	54 48
												295	A	Jacksonville St.	46 55
												295	H	Jacksonville St.	51 49
												305	A	Morehead St.	71 75
												305	H	Morehead St.	77 69
												310	A	UNCG	73 64
												332	H	Lipscomb	81 70
												338	H	Eastern Ill.	81 74
LAST 12 Division I GAMES:															
187	H	Eastern Ky.	67 71	91	H	Belmont	79 80	305	A	Morehead St.	71 75				
91	A	Belmont	49 70	187	A	Eastern Ky.	77 72	253	H	Tennessee St.	70 60				
305	H	Morehead St.	77 69	224	H	Southeast Mo. St.	57 60	89	A	UT Martin	53 67				
295	H	Jacksonville St.	51 49												
253	A	Tennessee St.	64 56												
295	A	Jacksonville St.	46 55												

Non-Div I Games:

Tennessee Tech

■ Loss,
■ Non-Conf,
■ S Site,
■ H Home
■ A Away
N Neutral

Average RPI Win: 110	WON-LOST	WINNING	LAST 10	STRENGTH OF	OPP. STRENGTH	TEAM	ADJ.	CONF.	ADJ CONF.
Average RPI Loss: 18	RECORD	PCT. RANK	GAMES	SCHEDULE	OF SCHEDULE	RPI	RPI	RPI	RPI
DIV. I ONLY	26- 2	6	9- 1	51	9	6	6	3	3
DIV. I NON-CONF.	11- 0	1	0- 0	126	13	10	10	3	3
TOTALS	RPI 1-25	RPI 26-50	W-L RECORDS	RPI 51-100	RPI 101-150	RPI 150+			
26- 2	4- 1	6- 1	OVERALL	2- 0	7- 0	7- 0			
15- 1	2- 1	4- 0	HOME	1- 0	3- 0	5- 0			
10- 1	2- 0	2- 0	AWAY	1- 0	3- 0	2- 0			
1- 0	0- 0	0- 0	NEUTRAL	0- 0	1- 0	0- 0			
11- 0	2- 0	1- 0	NON-CONFERENCE	0- 0	3- 0	5- 0			
7- 0	1- 0	1- 0	HOME	0- 0	1- 0	4- 0			
3- 0	1- 0	0- 0	AWAY	0- 0	1- 0	1- 0			
1- 0	0- 0	0- 0	NEUTRAL	0- 0	1- 0	0- 0			
15- 2	2- 1	5- 1	CONFERENCE	2- 0	4- 0	2- 0			
8- 1	1- 1	3- 0	HOME	1- 0	2- 0	1- 0			
7- 1	1- 0	2- 1	AWAY	1- 0	2- 0	1- 0			
0- 0	0- 0	0- 0	NEUTRAL	0- 0	0- 0	0- 0			

RPI	S	Opponent	Score	RPI	S	Opponent	Score	RPI	S	Opponent	Score	RPI	S	Opponent	Score
2	H	Baylor	67 80	27	H	Mississippi St.	53 47	85	A	TCU	65 58	110	A	Iowa St.	65 49
7	H	Stanford	77 69	28	A	West Virginia	65 54	85	H	TCU	71 58	110	H	Iowa St.	75 54
24	A	Oklahoma St.	78 48	28	H	West Virginia	73 50					120	A	Little Rock	66 56
24	H	Oklahoma St.	70 55	33	A	Oklahoma	56 74					122	H	Northwestern St.	86 33
25	A	Tennessee	64 53	33	H	Oklahoma	83 76					134	N	Arkansas	61 50
				43	A	Kansas St.	66 51					141	A	Texas Tech	76 55
				43	H	Kansas St.	58 51					141	H	Texas Tech	86 62
												165	H	Hampton	79 52
												207	H	Canisius	92 62
												221	A	Rice	70 47
												225	A	Kansas	75 38
												225	H	Kansas	70 46
												225	H	Sam Houston St.	83 49
												260	H	UTSA	90 53
LAST 12 Division I GAMES:															
				85	H	TCU	71 58					110	A	Iowa St.	65 49
				141	A	Texas Tech	76 55					43	A	Kansas St.	66 51
				28	H	West Virginia	73 50					225	H	Kansas	70 46
				43	H	Kansas St.	58 51					33	H	Oklahoma	83 76
				33	A	Oklahoma	56 74					85	A	TCU	65 58
				24	H	Oklahoma St.	70 55					2	H	Baylor	67 80

Non-Div I Games:

Texas

■ Loss,
 ■ Non-Conf, S Site,
 ■ Home
 ■ Away
 N Neutral

Through Games of Feb. 19, 1919									
Average RPI Win: 111	WON-LOST	WINNING	LAST 10	STRENGTH OF	OPP. STRENGTH	TEAM	ADJ.	CONF.	ADJ CONF.
Average RPI Loss: 26	RECORD	PCT. RANK	GAMES	SCHEDULE	OF SCHEDULE	RPI	RPI	RPI	RPI
DIV. I ONLY	21- 8	59	7- 3	8	12	17	17	2	2
DIV. I NON-CONF.	10- 3	61	0- 0	21	20	24	24	2	2
TOTALS	RPI 1-25	RPI 26-50	W-L RECORDS	RPI 51-100	RPI 101-150	RPI 150+			
21- 8	1- 7	4- 0	OVERALL	5- 0	5- 1	6- 0			
12- 3	1- 3	3- 0	HOME	1- 0	2- 0	5- 0			
6- 3	0- 0	0- 0	AWAY	3- 0	2- 0	1- 0			
3- 2	0- 2	1- 0	NEUTRAL	1- 0	1- 0	0- 0			
10- 3	0- 3	1- 0	NON-CONFERENCE	3- 0	2- 0	4- 0			
6- 1	0- 1	0- 0	HOME	1- 0	1- 0	4- 0			
1- 0	0- 0	0- 0	AWAY	1- 0	0- 0	0- 0			
3- 2	0- 2	1- 0	NEUTRAL	1- 0	1- 0	0- 0			
11- 5	1- 4	3- 0	CONFERENCE	2- 0	3- 1	2- 0			
6- 2	1- 2	3- 0	HOME	0- 0	1- 0	1- 0			
5- 3	0- 2	0- 0	AWAY	2- 0	2- 1	1- 0			
0- 0	0- 0	0- 0	NEUTRAL	0- 0	0- 0	0- 0			

RPI	S	Opponent	Score
4	A	South Carolina	58 59
4	H	South Carolina	63 70
5	N	Ohio St.	80 95
12	H	Kentucky	58 71
15	N	BYU	64 72
18	A	Florida	81 83
19	H	DePaul	66 80
25	H	Tennessee	76 71

RPI	S	Opponent	Score
26	H	Georgia	73 62
27	H	Mississippi St.	64 58
33	N	Oklahoma	74 68
41	H	Missouri	81 77

RPI	S	Opponent	Score
51	A	Duke	72 66
65	A	Auburn	57 49
79	A	Vanderbilt	75 63
85	H	TCU	82 78
92	N	California	75 58

RPI	S	Opponent	Score
118	A	LSU	53 35
118	H	LSU	68 54
120	H	Little Rock	69 39
123	N	Hawaii	82 41
134	A	Arkansas	61 67
144	A	Alabama	59 56
166	H	Southern U.	88 47
173	A	Ole Miss	62 48
173	H	Ole Miss	81 58
179	H	SMU	67 55
212	H	Texas St.	87 50
273	H	Prairie View	88 30

LAST 12 Division I GAMES:

12	H	Kentucky	58 71	25	H	Tennessee	76 71
65	A	Auburn	57 49	18	A	Florida	81 83
79	A	Vanderbilt	75 63	4	H	South Carolina	63 70
118	H	LSU	68 54	144	A	Alabama	59 56
173	A	Ole Miss	62 48	41	H	Missouri	81 77
27	H	Mississippi St.	64 58	4	A	South Carolina	58 59

Non-Div I Games:

Texas A&M

 Loss,
 Non-Conf, S Site,
 Home
 Away
 N Neutral

Average RPI Win: 295		WON-LOST	WINNING	LAST 10	STRENGTH OF		OPP. STRENGTH	TEAM	ADJ.	CONF.	ADJ CONF.
Average RPI Loss: 194		RECORD	PCT. RANK	GAMES	SCHEDULE		OF SCHEDULE	RPI	RPI	RPI	RPI
DIV. I ONLY		17- 8	74	8- 2	349		310	243	243	32	32
DIV. I NON-CONF.		4- 6	201	0- 0	347		73	296	296	31	31
TOTALS		RPI 1-25	RPI 26-50		W-L RECORDS		RPI 51-100	RPI 101-150		RPI 150+	
17- 8	0- 1	0- 0		OVERALL		0- 0	0- 1		17- 6		
8- 3	0- 0	0- 0		HOME		0- 0	0- 0		8- 3		
8- 5	0- 1	0- 0		AWAY		0- 0	0- 1		8- 3		
1- 0	0- 0	0- 0		NEUTRAL		0- 0	0- 0		1- 0		
4- 6	0- 1	0- 0		NON-CONFERENCE		0- 0	0- 1		4- 4		
1- 2	0- 0	0- 0		HOME		0- 0	0- 0		1- 2		
2- 4	0- 1	0- 0		AWAY		0- 0	0- 1		2- 2		
1- 0	0- 0	0- 0		NEUTRAL		0- 0	0- 0		1- 0		
13- 2	0- 0	0- 0		CONFERENCE		0- 0	0- 0		13- 2		
7- 1	0- 0	0- 0		HOME		0- 0	0- 0		7- 1		
6- 1	0- 0	0- 0		AWAY		0- 0	0- 0		6- 1		
0- 0	0- 0	0- 0		NEUTRAL		0- 0	0- 0		0- 0		

RPI 1-25					
RPI	S	Opponent	Score		
24	A	Oklahoma St.	52	87	
RPI 26-50					
RPI	S	Opponent	Score		
RPI 51-100					
RPI	S	Opponent	Score		
Team's RPI: 243					
RPI	S	Opponent	Score		
118	A	LSU	36	86	
166	H	Southern U.	59	45	
180	A	Grambling	62	50	
180	H	Grambling	46	49	
221	A	Rice	69	66	
225	A	Kansas	65	72	
225	H	Sam Houston St.	51	53	
246	H	Houston Baptist	65	77	
253	A	Tennessee St.	56	72	
260	A	UTSA	59	44	
273	A	Prairie View	50	43	
273	H	Prairie View	72	65	
279	A	Alabama St.	51	57	
304	A	Jackson St.	62	36	
304	H	Jackson St.	66	47	
312	H	Alcorn	68	39	
314	H	A&M-Corpus Christi	51	43	
332	N	Lipscomb	66	62	
341	A	Ark.-Pine Bluff	57	51	
341	H	Ark.-Pine Bluff	57	30	
346	A	Alabama A&M	57	38	
346	H	Alabama A&M	72	41	
349	A	Mississippi Val.	85	30	
349	H	Mississippi Val.	76	38	
LAST 12 Division I GAMES:					
346	H	Alabama A&M	72	41	
341	A	Ark.-Pine Bluff	57	51	
349	A	Mississippi Val.	85	30	
180	H	Grambling	46	49	
304	H	Jackson St.	66	47	
273	A	Prairie View	50	43	
346	A	Alabama A&M	57	38	
279	A	Alabama St.	51	57	
341	H	Ark.-Pine Bluff	57	30	
349	H	Mississippi Val.	76	38	
180	A	Grambling	62	50	
304	A	Jackson St.	62	36	

Non-Div I Games:

Texas Southern

Loss, Non-Conf, S Site, H Home A Away N Neutral

Average RPI Win:	229	WON-LOST	WINNING	LAST 10	STRENGTH OF	OPP. STRENGTH	TEAM	ADJ.	CONF.	ADJ CONF.
Average RPI Loss:	140	RECORD	PCT. RANK	GAMES	SCHEDULE	OF SCHEDULE	RPI	RPI	RPI	RPI
DIV. I ONLY	10- 15	229	3- 7	166	173	212	212	15	15	
DIV. I NON-CONF.	3- 5	218	0- 0	118	33	173	173	14	14	
TOTALS	RPI 1-25	RPI 26-50	W-L RECORDS	RPI 51-100	RPI 101-150	RPI 150+				
10- 15	0- 1	0- 3	OVERALL	0- 1	2- 5	8- 5				
7- 3	0- 0	0- 1	HOME	0- 0	1- 2	6- 0				
3- 9	0- 1	0- 2	AWAY	0- 0	1- 1	2- 5				
0- 3	0- 0	0- 0	NEUTRAL	0- 1	0- 2	0- 0				
3- 5	0- 1	0- 1	NON-CONFERENCE	0- 1	0- 2	3- 0				
2- 0	0- 0	0- 0	HOME	0- 0	0- 0	2- 0				
1- 2	0- 1	0- 1	AWAY	0- 0	0- 0	1- 0				
0- 3	0- 0	0- 0	NEUTRAL	0- 1	0- 2	0- 0				
7- 10	0- 0	0- 2	CONFERENCE	0- 0	2- 3	5- 5				
5- 3	0- 0	0- 1	HOME	0- 0	1- 2	4- 0				
2- 7	0- 0	0- 1	AWAY	0- 0	1- 1	1- 5				
0- 0	0- 0	0- 0	NEUTRAL	0- 0	0- 0	0- 0				

RPI	S	Opponent	Score	RPI	S	Opponent	Score	RPI	S	Opponent	Score	RPI	S	Opponent	Score	Team's RPI: 212
17	A	Texas A&M	50 87	39	A	Arkansas St.	50 87	51	N	Duke	34 85	110	N	Iowa St.	61 83	
				39	H	Arkansas St.	59 74					120	A	Little Rock	45 57	
				41	A	Missouri	56 82					120	H	Little Rock	67 57	
												133	A	La.-Lafayette	46 42	
												133	H	La.-Lafayette	47 59	
												139	N	Idaho	55 75	
												143	H	UT Arlington	48 80	
												169	A	Troy	79 112	
												197	A	South Ala.	73 71	
												236	H	North Texas	64 62	
												246	A	Houston Baptist	71 66	
												259	A	Appalachian St.	71 90	
												259	H	Appalachian St.	87 76	
												260	H	UTSA	72 64	
												269	A	Georgia St.	62 73	
												269	H	Georgia St.	80 71	
												277	A	La.-Monroe	59 63	
												277	H	La.-Monroe	63 57	
												290	A	Ga. Southern	64 78	
												290	H	Ga. Southern	61 56	
LAST 12 Division I GAMES:																
120	A	Little Rock	45 57	290	A	Ga. Southern	64 78									
39	A	Arkansas St.	50 87	269	A	Georgia St.	62 73									
133	H	La.-Lafayette	47 59	277	A	La.-Monroe	59 63									
277	H	La.-Monroe	63 57	133	A	La.-Lafayette	46 42									
259	H	Appalachian St.	87 76	39	H	Arkansas St.	59 74									
143	H	UT Arlington	48 80	120	H	Little Rock	67 57									

Non-Div I Games: Tex. A&M-Commerce 80 60 St. Edward's 52 44

Texas St.

Loss, Non-Conf, S Site, H Home A Away N Neutral

Average RPI Win:	219	WON-LOST	WINNING	LAST 10	STRENGTH OF	OPP. STRENGTH	TEAM	ADJ.	CONF.	ADJ CONF.
Average RPI Loss:	39	RECORD	PCT. RANK	GAMES	SCHEDULE	OF SCHEDULE	RPI	RPI	RPI	RPI
DIV. I ONLY	12- 16	215	2- 8	55	55	141	141	3	3	
DIV. I NON-CONF.	9- 2	37	0- 0	228	295	105	105	3	3	
TOTALS	RPI 1-25	RPI 26-50	W-L RECORDS	RPI 51-100	RPI 101-150	RPI 150+				
12- 16	0- 6	0- 6	OVERALL	1- 3	2- 1	9- 0				
10- 6	0- 3	0- 2	HOME	1- 1	2- 0	7- 0				
1- 9	0- 0	0- 0	AWAY	0- 0	0- 0	1- 0				
1- 1	0- 0	0- 1	NEUTRAL	0- 0	0- 0	1- 0				
9- 2	0- 0	0- 1	NON-CONFERENCE	1- 1	1- 0	7- 0				
8- 0	0- 0	0- 0	HOME	1- 0	1- 0	6- 0				
0- 1	0- 0	0- 0	AWAY	0- 1	0- 0	0- 0				
1- 1	0- 0	0- 1	NEUTRAL	0- 0	0- 0	1- 0				
3- 14	0- 6	0- 5	CONFERENCE	0- 2	1- 1	2- 0				
2- 6	0- 3	0- 2	HOME	0- 1	1- 0	1- 0				
1- 8	0- 3	0- 3	AWAY	0- 1	0- 1	1- 0				
0- 0	0- 0	0- 0	NEUTRAL	0- 0	0- 0	0- 0				

RPI	S	Opponent	Score	RPI	S	Opponent	Score	RPI	S	Opponent	Score	RPI	S	Opponent	Score	Team's RPI: 141
2	A	Baylor	43 69	28	A	West Virginia	57 79	67	A	Santa Clara	70 75	110	A	Iowa St.	48 77	
2	H	Baylor	36 66	28	H	West Virginia	42 69	71	H	Abilene Christian	71 65	110	H	Iowa St.	69 66	
6	A	Texas	62 86	32	N	Washington	73 77	85	A	TCU	48 69	139	H	Idaho	78 62	
6	H	Texas	55 76	33	A	Oklahoma	53 92	85	H	TCU	69 78	168	N	Fordham	62 48	
24	A	Oklahoma St.	57 70	43	A	Kansas St.	53 65					180	H	Grambling	70 55	
24	H	Oklahoma St.	46 69	43	H	Kansas St.	53 65					225	A	Kansas	69 58	
												225	H	Kansas	54 44	
												233	H	Idaho St.	79 64	
												297	H	Niagara	79 45	
												306	H	Southeastern La.	113 51	
												333	H	Incarnate Word	70 55	
												341	H	Ark.-Pine Bluff	84 40	
LAST 12 Division I GAMES:																
225	A	Kansas	69 58	28	H	West Virginia	42 69									
6	H	Texas	55 76	225	H	Kansas	54 44									
43	A	Kansas St.	53 65	2	A	Baylor	43 69									
110	A	Iowa St.	48 77	43	H	Kansas St.	53 65									
2	H	Baylor	36 66	33	A	Oklahoma	53 92									
24	A	Oklahoma St.	57 70	110	H	Iowa St.	69 66									

Non-Div I Games:

Texas Tech

■ Loss,
■ Non-Conf,
■ S Site,
■ H Home
■ A Away
N Neutral

Average RPI Win: 223	WON-LOST	WINNING	LAST 10	STRENGTH OF	OPP. STRENGTH	TEAM	ADJ.	CONF.	ADJ CONF.
Average RPI Loss: 71	RECORD	PCT. RANK	GAMES	SCHEDULE	OF SCHEDULE	RPI	RPI	RPI	RPI
DIV. I ONLY	16- 11	117	7- 3	117	117	104	104	11	11
DIV. I NON-CONF.	5- 6	180	0- 0	83	71	142	142	13	13
TOTALS	RPI 1-25	RPI 26-50	W-L RECORDS	RPI 51-100	RPI 101-150	RPI 150+			
16- 11	0- 1	0- 2	OVERALL	2- 6	3- 2	11- 0			
7- 4	0- 0	0- 1	HOME	0- 2	2- 1	5- 0			
7- 5	0- 0	0- 0	AWAY	1- 0	1- 0	5- 0			
2- 2	0- 0	0- 0	NEUTRAL	1- 2	0- 0	1- 0			
5- 6	0- 1	0- 1	NON-CONFERENCE	1- 3	0- 1	4- 0			
2- 2	0- 0	0- 0	HOME	0- 1	0- 1	2- 0			
1- 2	0- 1	0- 1	AWAY	0- 0	0- 0	1- 0			
2- 2	0- 0	0- 0	NEUTRAL	1- 2	0- 0	1- 0			
11- 5	0- 0	0- 1	CONFERENCE	1- 3	3- 1	7- 0			
5- 2	0- 0	0- 1	HOME	0- 1	2- 0	3- 0			
6- 3	0- 0	0- 0	AWAY	1- 2	1- 1	4- 0			
0- 0	0- 0	0- 0	NEUTRAL	0- 0	0- 0	0- 0			

RPI 1-25				RPI 26-50				RPI 51-100				RPI 101+ Team's RPI: 104			
RPI	S	Opponent	Score	RPI	S	Opponent	Score	RPI	S	Opponent	Score	RPI	S	Opponent	Score
1	A	Notre Dame	39 74	29	A	St. Bonaventure	63 74	52	N	Albany (NY)	55 63	121	H	Buffalo	71 60
				44	H	Ohio	57 77	63	A	Ball St.	69 75	124	A	Akron	71 81
								71	H	Dayton	57 83	125	H	Arizona	59 62
								74	A	Central Mich.	81 79	138	A	Western Mich.	80 68
								84	N	VCU	80 61	138	H	Western Mich.	80 73
								86	A	Eastern Mich.	41 59	232	A	Ill.-Chicago	60 51
								86	H	Eastern Mich.	46 58	235	N	Columbia	88 75
								100	N	Harvard	70 76	252	A	Northern Ill.	89 83
												252	H	Northern Ill.	66 59
												257	A	Bowling Green	68 60
												257	H	Bowling Green	75 61
												272	H	Cleveland St.	66 53
												274	A	Miami (OH)	55 50
												321	A	Kent St.	67 64
												321	H	Kent St.	73 67
												341	H	Ark.-Pine Bluff	74 47
LAST 12 Division I GAMES:															
252	A	Northern Ill.	89 83	321	A	Kent St.	67 64								
86	H	Eastern Mich.	46 58	138	A	Western Mich.	80 68								
74	A	Central Mich.	81 79	257	H	Bowling Green	75 61								
257	A	Bowling Green	68 60	86	A	Eastern Mich.	41 59								
44	H	Ohio	57 77	124	A	Akron	71 81								
121	H	Buffalo	71 60	252	H	Northern Ill.	66 59								

Non-Div I Games:

Toledo

Average RPI Win:	198	WON-LOST	WINNING	LAST 10	STRENGTH OF	OPP. STRENGTH	TEAM	ADJ.	CONF.	ADJ CONF.
Average RPI Loss:	158	RECORD	PCT. RANK	GAMES	SCHEDULE	OF SCHEDULE	RPI	RPI	RPI	RPI
DIV. I ONLY	6- 22	305	1- 9	175	170	293	293	13	13	
DIV. I NON-CONF.	3- 8	258	0- 0	258	258	290	290	10	10	
TOTALS	RPI 1-25	RPI 26-50	W-L RECORDS	RPI 51-100	RPI 101-150	RPI 150+				
6- 22	0- 0	0- 2	OVERALL	1- 7	0- 0	5- 13				
4- 8	0- 0	0- 1	HOME	1- 2	0- 0	3- 5				
1- 14	0- 0	0- 1	AWAY	0- 5	0- 0	1- 8				
1- 0	0- 0	0- 0	NEUTRAL	0- 0	0- 0	1- 0				
3- 8	0- 0	0- 0	NON-CONFERENCE	0- 3	0- 0	3- 5				
2- 2	0- 0	0- 0	HOME	0- 1	0- 0	2- 1				
0- 6	0- 0	0- 0	AWAY	0- 2	0- 0	0- 4				
1- 0	0- 0	0- 0	NEUTRAL	0- 0	0- 0	1- 0				
3- 14	0- 0	0- 2	CONFERENCE	1- 4	0- 0	2- 8				
2- 6	0- 0	0- 1	HOME	1- 1	0- 0	1- 4				
1- 8	0- 0	0- 1	AWAY	0- 3	0- 0	1- 4				
0- 0	0- 0	0- 0	NEUTRAL	0- 0	0- 0	0- 0				

RPI S	Opponent	Score	RPI S	Opponent	Score	RPI S	Opponent	Score	RPI S	Opponent	Score	Team's RPI: 293
37	A James Madison	45 61	37	H James Madison	57 64	65	H Auburn	52 74	158	A Northeastern	72 71	
						75	A Minnesota	86 105	158	H Northeastern	63 81	
						76	A Hofstra	60 64	159	A Cornell	60 88	
						76	H Hofstra	56 74	167	A Delaware	64 69	
						78	A Drexel	40 56	167	H Delaware	62 66	
						93	A Elon	58 80	178	H UMBC	61 51	
						93	H Elon	85 78	186	A George Mason	76 88	
						94	A Georgetown	46 82	198	A William & Mary	65 78	
									198	H William & Mary	54 73	
									229	A Col. of Charleston	55 67	
									229	H Col. of Charleston	62 51	
									231	N Western Ill.	83 77	
									255	H Coppin St.	69 81	
									262	A UNCW	51 53	
									262	H UNCW	49 52	
									281	A Rider	72 78	
									296	H UMKC	70 47	
									324	A North Florida	72 74	
LAST 12 Division I GAMES:												
158	H Northeastern	63 81	76	H Hofstra	56 74							
198	A William & Mary	65 78	167	H Delaware	62 66							
37	A James Madison	45 61	229	A Col. of Charleston	55 67							
78	A Drexel	40 56	262	A UNCW	51 53							
229	H Col. of Charleston	62 51	76	A Hofstra	60 64							
93	A Elon	58 80	37	H James Madison	57 64							

Non-Div I Games:

Towson

■ Loss,
 ■ Non-Conf,
 ■ S Site,
 ■ H Home
 ■ A Away
 N Neutral

Average RPI Win:	243	WON-LOST	WINNING	LAST 10	STRENGTH OF	OPP. STRENGTH	TEAM	ADJ.	CONF.	ADJ CONF.
Average RPI Loss:	141	RECORD	PCT. RANK	GAMES	SCHEDULE	OF SCHEDULE	RPI	RPI	RPI	RPI
DIV. I ONLY	13- 12	157	5- 5	208	225	169	169	15	15	
DIV. I NON-CONF.	3- 4	197	0- 0	223	275	161	161	14	14	
TOTALS	RPI 1-25	RPI 26-50	W-L RECORDS	RPI 51-100	RPI 101-150	RPI 150+				
13- 12	0- 0	0- 2	OVERALL	0- 2	3- 4	10- 4				
8- 3	0- 0	0- 1	HOME	0- 0	3- 0	5- 2				
5- 9	0- 0	0- 1	AWAY	0- 2	0- 4	5- 2				
0- 0	0- 0	0- 0	NEUTRAL	0- 0	0- 0	0- 0				
3- 4	0- 0	0- 0	NON-CONFERENCE	0- 2	0- 2	3- 0				
1- 0	0- 0	0- 0	HOME	0- 0	0- 0	1- 0				
2- 4	0- 0	0- 0	AWAY	0- 2	0- 2	2- 0				
0- 0	0- 0	0- 0	NEUTRAL	0- 0	0- 0	0- 0				
10- 8	0- 0	0- 2	CONFERENCE	0- 0	3- 2	7- 4				
7- 3	0- 0	0- 1	HOME	0- 0	3- 0	4- 2				
3- 5	0- 0	0- 1	AWAY	0- 0	0- 2	3- 2				
0- 0	0- 0	0- 0	NEUTRAL	0- 0	0- 0	0- 0				

RPI 1-25				RPI 26-50				RPI 51-100				RPI 101+				Team's RPI: 169	
RPI	S	Opponent	Score	RPI	S	Opponent	Score	RPI	S	Opponent	Score	RPI	S	Opponent	Score		
				39	A	Arkansas St.	80 94	79	A	Vanderbilt	43 97	109	A	Samford	69 73		
				39	H	Arkansas St.	81 101	91	A	Belmont	93 102	120	A	Little Rock	64 79		
												120	H	Little Rock	78 71		
												133	A	La.-Lafayette	53 56		
												133	H	La.-Lafayette	90 83		
												143	H	UT Arlington	88 71		
												148	A	UAB	67 89		
												197	A	South Ala.	63 65		
												197	H	South Ala.	71 75		
												212	H	Texas St.	112 79		
												259	A	Appalachian St.	100 89		
												259	H	Appalachian St.	81 96		
												269	A	Georgia St.	97 90		
												269	H	Georgia St.	89 78		
												277	A	La.-Monroe	73 77		
												277	H	La.-Monroe	74 64		
												279	A	Alabama St.	73 59		
												290	A	Ga. Southern	81 66		
												290	H	Ga. Southern	84 68		
												306	A	Southeastern La.	100 90		
												311	H	Nicholls St.	104 51		
LAST 12 Division I GAMES:																	
				277	H	La.-Monroe	74 64	39	A	Arkansas St.	80 94						
				133	H	La.-Lafayette	90 83	120	A	Little Rock	64 79						
				259	A	Appalachian St.	100 89	259	H	Appalachian St.	81 96						
				197	A	South Ala.	63 65	197	H	South Ala.	71 75						
				269	H	Georgia St.	89 78	133	A	La.-Lafayette	53 56						
				290	H	Ga. Southern	84 68	277	A	La.-Monroe	73 77						

Non-Div I Games: West Ala. 103 72 Fort Valley St. 118 72

Troy

Average RPI Win:	192	WON-LOST	WINNING	LAST 10	STRENGTH OF	OPP. STRENGTH	TEAM	ADJ.	CONF.	ADJ CONF.
Average RPI Loss:	37	RECORD	PCT. RANK	GAMES	SCHEDULE	OF SCHEDULE	RPI	RPI	RPI	RPI
DIV. I ONLY	19- 10	82	5- 5	82	82	80	80	9	9	
DIV. I NON-CONF.	9- 3	69	0- 0	60	89	52	52	7	7	
TOTALS	RPI 1-25	RPI 26-50	W-L RECORDS	RPI 51-100	RPI 101-150	RPI 150+				
19- 10	0- 4	0- 2	OVERALL	1- 3	3- 1	15- 0				
12- 3	0- 1	0- 1	HOME	1- 1	2- 0	9- 0				
6- 5	0- 2	0- 1	AWAY	0- 1	0- 1	6- 0				
1- 2	0- 1	0- 0	NEUTRAL	0- 1	1- 0	0- 0				
9- 3	0- 2	0- 0	NON-CONFERENCE	1- 1	3- 0	5- 0				
7- 0	0- 0	0- 0	HOME	1- 0	2- 0	4- 0				
1- 1	0- 1	0- 0	AWAY	0- 0	0- 0	1- 0				
1- 2	0- 1	0- 0	NEUTRAL	0- 1	1- 0	0- 0				
10- 7	0- 2	0- 2	CONFERENCE	0- 2	0- 1	10- 0				
5- 3	0- 1	0- 1	HOME	0- 1	0- 0	5- 0				
5- 4	0- 1	0- 1	AWAY	0- 1	0- 1	5- 0				
0- 0	0- 0	0- 0	NEUTRAL	0- 0	0- 0	0- 0				

RPI 1-25				RPI 26-50				RPI 51-100 Team's RPI: 80				RPI 101+			
RPI	S	Opponent	Score	RPI	S	Opponent	Score	RPI	S	Opponent	Score	RPI	S	Opponent	Score
3	A	UConn	40 80	30	A	South Fla.	65 77	53	N	Rutgers	51 75	101	N	Virginia	67 62
3	H	UConn	38 96	30	H	South Fla.	67 71	54	H	Saint Louis	66 58	102	A	Memphis	67 83
13	A	Florida St.	72 78					58	A	Temple	67 72	118	H	LSU	67 63
21	N	Green Bay	58 79					58	H	Temple	54 72	120	H	Little Rock	69 53
												153	H	McNeese St.	74 55
												162	A	East Carolina	66 51
												162	H	East Carolina	78 73
												166	H	Southern U.	77 48
												173	A	Ole Miss	61 59
												179	A	SMU	54 42
												179	H	SMU	76 64
												184	A	Tulsa	71 47
												184	H	Tulsa	61 42
												270	A	UCF	65 53
												270	H	UCF	75 54
												282	A	Houston	59 56
												282	H	Houston	70 48
												304	H	Jackson St.	92 49
												310	H	UNCG	74 53
LAST 12 Division I GAMES:															
3	A	UConn	40 80	282	A	Houston	59 56								
58	A	Temple	67 72	3	H	UConn	38 96								
184	H	Tulsa	61 42	58	H	Temple	54 72								
270	A	UCF	65 53	162	H	East Carolina	78 73								
179	H	SMU	76 64	179	A	SMU	54 42								
30	A	South Fla.	65 77	184	A	Tulsa	71 47								

Non-Div I Games:

Tulane

■ Loss,
 ■ Non-Conf, S Site,
 ■ Home
 ■ Away
 N Neutral

Average RPI Win: 190	WON-LOST	WINNING	LAST 10	STRENGTH OF	OPP. STRENGTH	TEAM	ADJ.	CONF.	ADJ CONF.
Average RPI Loss: 107	RECORD	PCT. RANK	GAMES	SCHEDULE	OF SCHEDULE	RPI	RPI	RPI	RPI
DIV. I ONLY	11- 18	247	4- 6	116	80	184	184	9	9
DIV. I NON-CONF.	3- 8	258	0- 0	67	75	197	197	7	7
TOTALS	RPI 1-25	RPI 26-50	W-L RECORDS	RPI 51-100	RPI 101-150	RPI 150+			
11- 18	0- 2	0- 3	OVERALL	0- 4	3- 4	8- 5			
5- 9	0- 1	0- 3	HOME	0- 1	0- 2	5- 2			
6- 7	0- 1	0- 0	AWAY	0- 3	3- 1	3- 2			
0- 2	0- 0	0- 0	NEUTRAL	0- 0	0- 1	0- 1			
3- 8	0- 0	0- 2	NON-CONFERENCE	0- 1	2- 3	1- 2			
1- 4	0- 0	0- 2	HOME	0- 0	0- 1	1- 1			
2- 2	0- 0	0- 0	AWAY	0- 1	2- 1	0- 0			
0- 2	0- 0	0- 0	NEUTRAL	0- 0	0- 1	0- 1			
8- 10	0- 2	0- 1	CONFERENCE	0- 3	1- 1	7- 3			
4- 5	0- 1	0- 1	HOME	0- 1	0- 1	4- 1			
4- 5	0- 1	0- 0	AWAY	0- 2	1- 0	3- 2			
0- 0	0- 0	0- 0	NEUTRAL	0- 0	0- 0	0- 0			

RPI 1-25				RPI 26-50				RPI 51-100				RPI 101+ Team's RPI: 184			
RPI	S	Opponent	Score	RPI	S	Opponent	Score	RPI	S	Opponent	Score	RPI	S	Opponent	Score
3	A	UConn	35 95	30	H	South Fla.	66 72	54	A	Saint Louis	73 82	102	A	Memphis	65 59
3	H	UConn	30 94	33	H	Oklahoma	62 75	58	A	Temple	46 66	102	H	Memphis	58 69
				43	H	Kansas St.	67 75	80	A	Tulane	42 61	106	N	Drake	80 91
								80	H	Tulane	47 71	107	A	UNI	59 75
												120	A	Little Rock	74 63
												134	A	Arkansas	74 67
												145	H	Oral Roberts	53 59
												162	A	East Carolina	55 54
												162	H	East Carolina	81 79
												179	A	SMU	45 62
												179	H	SMU	56 54
												180	H	Grambling	79 51
												186	N	George Mason	63 64
												217	H	Indiana St.	63 67
												222	A	Cincinnati	76 63
												222	H	Cincinnati	53 55
												270	A	UCF	74 75
												270	H	UCF	95 71
												282	A	Houston	79 62
												282	H	Houston	44 28
LAST 12 Division I GAMES:															
222	A	Cincinnati	76 63	162	A	East Carolina	55 54								
30	H	South Fla.	66 72	270	A	UCF	74 75								
80	A	Tulane	42 61	3	H	UConn	30 94								
179	A	SMU	45 62	102	H	Memphis	58 69								
270	H	UCF	95 71	282	A	Houston	79 62								
282	H	Houston	44 28	80	H	Tulane	47 71								

Non-Div I Games:

Tulsa

■ Loss,
 ■ Non-Conf,
 ■ S Site,
 ■ Home
 ■ A Away
 N Neutral

Average RPI Win:	206	WON-LOST	WINNING	LAST 10	STRENGTH OF	OPP. STRENGTH	TEAM	ADJ.	CONF.	ADJ CONF.
Average RPI Loss:	111	RECORD	PCT. RANK	GAMES	SCHEDULE	OF SCHEDULE	RPI	RPI	RPI	RPI
DIV. I ONLY	13- 14	183	3- 7	122	151	148	148	12	12	
DIV. I NON-CONF.	7- 4	110	0- 0	188	253	121	121	11	11	
TOTALS	RPI 1-25	RPI 26-50	W-L RECORDS	RPI 51-100	RPI 101-150	RPI 150+				
13- 14	0- 2	0- 3	OVERALL	1- 4	1- 0	11- 5				
9- 3	0- 0	0- 1	HOME	1- 1	1- 0	7- 1				
3- 10	0- 2	0- 1	AWAY	0- 3	0- 0	3- 4				
1- 1	0- 0	0- 1	NEUTRAL	0- 0	0- 0	1- 0				
7- 4	0- 1	0- 1	NON-CONFERENCE	0- 2	1- 0	6- 0				
5- 0	0- 0	0- 0	HOME	0- 0	1- 0	4- 0				
1- 3	0- 1	0- 0	AWAY	0- 2	0- 0	1- 0				
1- 1	0- 0	0- 1	NEUTRAL	0- 0	0- 0	1- 0				
6- 10	0- 1	0- 2	CONFERENCE	1- 2	0- 0	5- 5				
4- 3	0- 0	0- 1	HOME	1- 1	0- 0	3- 1				
2- 7	0- 1	0- 1	AWAY	0- 1	0- 0	2- 4				
0- 0	0- 0	0- 0	NEUTRAL	0- 0	0- 0	0- 0				

RPI 1-25				RPI 26-50				RPI 51-100				RPI 101+ Team's RPI: 148			
RPI	S	Opponent	Score	RPI	S	Opponent	Score	RPI	S	Opponent	Score	RPI	S	Opponent	Score
13	A	Florida St.	44 84	42	A	Western Ky.	55 64	62	A	Middle Tenn.	40 68	109	H	Samford	61 41
22	A	UTEP	54 62	42	H	Western Ky.	49 63	62	H	Middle Tenn.	72 77	152	A	Marshall	65 73
				49	N	North Carolina St.	56 67	65	A	Auburn	71 85	152	H	Marshall	61 64
								82	H	Charlotte	75 57	154	H	Southern Miss.	53 49
								91	A	Belmont	62 63	155	H	Old Dominion	58 55
												169	H	Troy	89 67
												171	H	Louisiana Tech	64 49
												180	A	Fla. Atlantic	67 62
												197	A	South Ala.	53 39
												221	A	Rice	64 55
												236	A	North Texas	51 53
												248	N	High Point	56 46
												260	A	UTSA	52 54
												308	H	South Carolina St.	71 38
												309	A	FIU	61 72
												341	H	Ark.-Pine Bluff	82 32
												349	H	Mississippi Val.	80 33
LAST 12 Division I GAMES:															
42	A	Western Ky.	55 64	309	A	FIU	61 72								
152	A	Marshall	65 73	152	H	Marshall	61 64								
62	H	Middle Tenn.	72 77	42	H	Western Ky.	49 63								
171	H	Louisiana Tech	64 49	236	A	North Texas	51 53								
154	H	Southern Miss.	53 49	221	A	Rice	64 55								
180	A	Fla. Atlantic	67 62	82	H	Charlotte	75 57								

Non-Div I Games:

UAB

■ Loss,
 ■ Non-Conf,
 ■ S Site,
 ■ Home
 ■ A Away
 N Neutral

Average RPI Win: 255		WON-LOST	WINNING	LAST 10	STRENGTH OF	OPP. STRENGTH	TEAM	ADJ.	CONF.	ADJ CONF.
Average RPI Loss: 126		RECORD	PCT. RANK	GAMES	SCHEDULE	OF SCHEDULE	RPI	RPI	RPI	RPI
DIV. I ONLY		15- 11	131	6- 4	283	187	190	190	23	23
DIV. I NON-CONF.		6- 6	160	0- 0	260	114	195	195	21	21
TOTALS		RPI 1-25	RPI 26-50		W-L RECORDS		RPI 51-100	RPI 101-150	RPI 150+	
15- 11	0- 1	1- 2		OVERALL		0- 2	1- 2	13- 4		
7- 5	0- 1	0- 1		HOME		0- 0	1- 1	6- 2		
8- 4	0- 0	1- 1		AWAY		0- 1	0- 1	7- 1		
0- 2	0- 0	0- 0		NEUTRAL		0- 1	0- 0	0- 1		
6- 6	0- 1	1- 0		NON-CONFERENCE		0- 2	0- 0	5- 3		
1- 3	0- 1	0- 0		HOME		0- 0	0- 0	1- 2		
5- 1	0- 0	1- 0		AWAY		0- 1	0- 0	4- 0		
0- 2	0- 0	0- 0		NEUTRAL		0- 1	0- 0	0- 1		
9- 5	0- 0	0- 2		CONFERENCE		0- 0	1- 2	8- 1		
6- 2	0- 0	0- 1		HOME		0- 0	1- 1	5- 0		
3- 3	0- 0	0- 1		AWAY		0- 0	0- 1	3- 1		
0- 0	0- 0	0- 0		NEUTRAL		0- 0	0- 0	0- 0		

RPI 1-25				RPI 26-50				RPI 51-100				RPI 101+				Team's RPI: 190	
RPI	S	Opponent	Score	RPI	S	Opponent	Score	RPI	S	Opponent	Score	RPI	S	Opponent	Score		
7	H	Stanford	45 74	48	A	UC Riverside	73 80	52	N	Albany (NY)	70 80	123	A	Hawaii	50 70		
				48	H	UC Riverside	76 90	81	A	Utah	58 88	123	H	Hawaii	60 58		
				50	A	St. Mary's (CA)	78 71					135	H	Long Beach St.	62 75		
												161	H	Pacific	53 66		
												174	H	Sacramento St.	77 92		
												193	A	Cal Poly	75 57		
												193	H	Cal Poly	82 71		
												204	A	Utah Valley	59 55		
												247	A	San Diego St.	65 54		
												266	A	UC Santa Barbara	59 66		
												266	H	UC Santa Barbara	80 51		
												285	A	Portland	72 47		
												294	N	Florida A&M	58 61		
												299	A	CSUN	75 52		
												299	H	CSUN	57 50		
												318	A	Portland St.	82 70		
												336	A	Cal St. Fullerton	63 59		
												336	H	Cal St. Fullerton	80 56		
												339	H	UC Irvine	74 61		
												343	H	Air Force	66 40		
LAST 12 Division I GAMES:																	
299	H	CSUN	57 50	48	A	UC Riverside	73 80										
48	H	UC Riverside	76 90	266	H	UC Santa Barbara	80 51										
123	A	Hawaii	50 70	135	H	Long Beach St.	62 75										
336	H	Cal St. Fullerton	80 56	193	A	Cal Poly	75 57										
193	H	Cal Poly	82 71	266	A	UC Santa Barbara	59 66										
336	A	Cal St. Fullerton	63 59	339	H	UC Irvine	74 61										

Non-Div I Games: Cal St. Monterey Ba91 36

UC Davis

Loss, Non-Conf, S Site, H Home A Away N Neutral

Average RPI Win:	327	WON-LOST	WINNING	LAST 10	STRENGTH OF	OPP. STRENGTH	TEAM	ADJ.	CONF.	ADJ CONF.
Average RPI Loss:	180	RECORD	PCT. RANK	GAMES	SCHEDULE	OF SCHEDULE	RPI	RPI	RPI	RPI
DIV. I ONLY	3- 24	339	1- 9	307	184	339	339	23	23	
DIV. I NON-CONF.	2- 11	306	0- 0	285	81	320	320	21	21	
TOTALS	RPI 1-25	RPI 26-50	W-L RECORDS	RPI 51-100	RPI 101-150	RPI 150+				
3- 24	0- 1	0- 2	OVERALL	0- 2	0- 4	3- 15				
1- 9	0- 0	0- 0	HOME	0- 1	0- 2	1- 6				
2- 14	0- 0	0- 0	AWAY	0- 0	0- 0	2- 1				
0- 1	0- 0	0- 1	NEUTRAL	0- 0	0- 0	0- 0				
2- 11	0- 1	0- 1	NON-CONFERENCE	0- 2	0- 0	2- 7				
1- 3	0- 0	0- 0	HOME	0- 1	0- 0	1- 2				
1- 7	0- 1	0- 0	AWAY	0- 1	0- 0	1- 5				
0- 1	0- 0	0- 1	NEUTRAL	0- 0	0- 0	0- 0				
1- 13	0- 0	0- 1	CONFERENCE	0- 0	0- 4	1- 8				
0- 6	0- 0	0- 0	HOME	0- 0	0- 2	0- 4				
1- 7	0- 0	0- 1	AWAY	0- 0	0- 2	1- 4				
0- 0	0- 0	0- 0	NEUTRAL	0- 0	0- 0	0- 0				

RPI 1-25				RPI 26-50				RPI 51-100				RPI 101+ Team's RPI: 339			
RPI	S	Opponent	Score	RPI	S	Opponent	Score	RPI	S	Opponent	Score	RPI	S	Opponent	Score
10	A	UCLA	48 83	31	N	Princeton	42 83	55	A	Southern California	56 75	123	A	Hawaii	35 59
				48	A	UC Riverside	69 93	56	H	St. John's (NY)	63 85	123	H	Hawaii	65 83
												135	A	Long Beach St.	49 67
												135	H	Long Beach St.	65 71
												174	A	Sacramento St.	78 126
												190	A	UC Davis	61 74
												193	A	Cal Poly	38 50
												193	H	Cal Poly	54 72
												194	A	San Jose St.	58 79
												203	A	UNLV	52 72
												219	A	CSU Bakersfield	39 65
												240	A	Loyola Marymount	50 95
												242	H	Grand Canyon	53 58
												266	A	UC Santa Barbara	37 66
												266	H	UC Santa Barbara	62 80
												291	H	Northern Ariz.	55 71
												299	A	CSUN	48 62
												299	H	CSUN	64 83
												316	H	Nevada	68 64
												328	A	Southern Utah	63 58
												336	A	Cal St. Fullerton	62 58
												336	H	Cal St. Fullerton	53 66
LAST 12 Division I GAMES:															
135	A	Long Beach St.	49 67	123	A	Hawaii	35 59	299	H	CSUN	64 83	336	A	Cal St. Fullerton	62 58
266	A	UC Santa Barbara	37 66	336	A	Cal St. Fullerton	62 58	123	H	Hawaii	65 83	336	H	Cal St. Fullerton	53 66
336	H	Cal St. Fullerton	53 66	123	H	Hawaii	65 83	135	H	Long Beach St.	65 71				
299	A	CSUN	48 62	135	H	Long Beach St.	65 71	190	A	UC Davis	61 74				
266	H	UC Santa Barbara	62 80	190	A	UC Davis	61 74								
193	A	Cal Poly	38 50												

Non-Div I Games: San Diego Christian78 49

UC Irvine

■ Loss,
 ■ Non-Conf, S Site,
 ■ Home
 ■ Away
 N Neutral

Average RPI Win:	221	WON-LOST	WINNING	LAST 10	STRENGTH OF	OPP. STRENGTH	TEAM	ADJ.	CONF.	ADJ CONF.
Average RPI Loss:	48	RECORD	PCT. RANK	GAMES	SCHEDULE	OF SCHEDULE	RPI	RPI	RPI	RPI
DIV. I ONLY	21- 7	51	10- 0	109	188	48	48	23	23	
DIV. I NON-CONF.	7- 7	160	0- 0	61	72	93	93	21	21	
TOTALS	RPI 1-25	RPI 26-50	W-L RECORDS	RPI 51-100	RPI 101-150	RPI 150+				
21- 7	0- 3	0- 1	OVERALL	0- 3	5- 0	16- 0				
10- 1	0- 1	0- 0	HOME	0- 0	3- 0	7- 0				
10- 6	0- 2	0- 1	AWAY	0- 3	2- 0	8- 0				
1- 0	0- 0	0- 0	NEUTRAL	0- 0	0- 0	1- 0				
7- 7	0- 3	0- 1	NON-CONFERENCE	0- 3	1- 0	6- 0				
3- 1	0- 1	0- 0	HOME	0- 0	1- 0	2- 0				
3- 6	0- 2	0- 1	AWAY	0- 3	0- 0	3- 0				
1- 0	0- 0	0- 0	NEUTRAL	0- 0	0- 0	1- 0				
14- 0	0- 0	0- 0	CONFERENCE	0- 0	4- 0	10- 0				
7- 0	0- 0	0- 0	HOME	0- 0	2- 0	5- 0				
7- 0	0- 0	0- 0	AWAY	0- 0	2- 0	5- 0				
0- 0	0- 0	0- 0	NEUTRAL	0- 0	0- 0	0- 0				

RPI 1-25				RPI 26-50				Team's RPI: 48				RPI 51-100				RPI 101+			
RPI	S	Opponent	Score	RPI	S	Opponent	Score	RPI	S	Opponent	Score	RPI	S	Opponent	Score	RPI	S	Opponent	Score
9	A	Oregon St.	65 86	32	A	Washington	43 78	70	A	Oregon	81 95	123	A	Hawaii	77 74				
10	H	UCLA	56 70					92	A	California	58 64	123	H	Hawaii	81 77				
22	A	UTEP	57 68					98	A	San Francisco	76 88	126	H	Fresno St.	86 68				
												135	A	Long Beach St.	78 60				
												135	H	Long Beach St.	83 58				
												190	A	UC Davis	90 76				
												190	H	UC Davis	80 73				
												193	A	Cal Poly	75 62				
												193	H	Cal Poly	93 83				
												219	H	CSU Bakersfield	81 61				
												224	N	Southeast Mo. St.	85 67				
												240	H	Loyola Marymount	80 62				
												242	A	Grand Canyon	85 67				
												247	A	San Diego St.	85 68				
												263	A	Seattle	92 70				
												266	A	UC Santa Barbara	83 53				
												266	H	UC Santa Barbara	92 81				
												299	A	CSUN	84 62				
												299	H	CSUN	83 76				
												336	A	Cal St. Fullerton	90 43				
												339	H	UC Irvine	93 69				
LAST 12 Division I GAMES:																			
123	H	Hawaii	81 77	299	H	CSUN	83 76												
299	A	CSUN	84 62	190	H	UC Davis	80 73												
190	A	UC Davis	90 76	193	H	Cal Poly	93 83												
135	H	Long Beach St.	83 58	266	H	UC Santa Barbara	92 81												
193	A	Cal Poly	75 62	123	A	Hawaii	77 74												
336	A	Cal St. Fullerton	90 43	135	A	Long Beach St.	78 60												

Non-Div I Games:

UC Riverside

■ Loss,
■ Non-Conf,
■ S Site,
■ Home
■ A Away
N Neutral

UC Santa Barbara

Through Games Of Feb. 28, 2016

Average RPI Win:	286	WON-LOST	WINNING	LAST 10	STRENGTH OF	OPP. STRENGTH	TEAM	ADJ.	CONF.	ADJ CONF.
Average RPI Loss:	140	RECORD	PCT. RANK	GAMES	SCHEDULE	OF SCHEDULE	RPI	RPI	RPI	RPI
DIV. I ONLY	10- 18	258	4- 6	244	238	266	266	23	23	
DIV. I NON-CONF.	2- 11	306	0- 0	212	175	311	311	21	21	
TOTALS	RPI 1-25	RPI 26-50	W-L RECORDS	RPI 51-100	RPI 101-150	RPI 150+				
10- 18	0- 0	0- 2	OVERALL	0- 4	0- 6	10- 6				
7- 6	0- 0	0- 1	HOME	0- 1	0- 2	7- 2				
3- 12	0- 0	0- 1	AWAY	0- 3	0- 4	3- 4				
0- 0	0- 0	0- 0	NEUTRAL	0- 0	0- 0	0- 0				
2- 11	0- 0	0- 0	NON-CONFERENCE	0- 4	0- 3	2- 4				
2- 3	0- 0	0- 0	HOME	0- 1	0- 0	2- 2				
0- 8	0- 0	0- 0	AWAY	0- 3	0- 3	0- 2				
0- 0	0- 0	0- 0	NEUTRAL	0- 0	0- 0	0- 0				
8- 7	0- 0	0- 2	CONFERENCE	0- 0	0- 3	8- 2				
5- 3	0- 0	0- 1	HOME	0- 0	0- 2	5- 0				
3- 4	0- 0	0- 1	AWAY	0- 0	0- 1	3- 2				
0- 0	0- 0	0- 0	NEUTRAL	0- 0	0- 0	0- 0				

RPI 1-25				RPI 26-50				RPI 51-100				RPI 101+ Team's RPI: 266			
RPI	S	Opponent	Score	RPI	S	Opponent	Score	RPI	S	Opponent	Score	RPI	S	Opponent	Score
				48	A	UC Riverside	81 92	67	A	Santa Clara	48 66	118	A	LSU	50 68
				48	H	UC Riverside	53 83	67	H	Santa Clara	37 48	123	H	Hawaii	62 63
								70	A	Oregon	51 79	133	A	La.-Lafayette	42 61
								88	A	Washington St.	44 61	135	A	Long Beach St.	52 60
												135	H	Long Beach St.	55 58
												139	A	Idaho	42 64
												190	A	UC Davis	51 80
												190	H	UC Davis	66 59
												193	A	Cal Poly	60 66
												193	H	Cal Poly	78 67
												211	H	UTRGV	60 62
												219	H	CSU Bakersfield	61 60
												237	A	Wyoming	67 76
												240	H	Loyola Marymount	63 70
												275	A	Pepperdine	69 71
												299	A	CSUN	65 49
												299	H	CSUN	70 58
												305	H	Morehead St.	93 78
												336	A	Cal St. Fullerton	65 47
												336	H	Cal St. Fullerton	79 49
												339	A	UC Irvine	80 62
												339	H	UC Irvine	66 37
LAST 12 Division I GAMES:															
				193	A	Cal Poly	60 66	123	H	Hawaii	62 63				
				339	H	UC Irvine	66 37	336	H	Cal St. Fullerton	79 49				
				135	H	Long Beach St.	55 58	190	A	UC Davis	51 80				
				299	H	CSUN	70 58	48	A	UC Riverside	81 92				
				135	A	Long Beach St.	52 60	190	H	UC Davis	66 59				
				339	A	UC Irvine	80 62	299	A	CSUN	65 49				

Non-Div I Games: La Verne 89 41

UC Santa Barbara

Loss, Non-Conf, S Site, H Home A Away N Neutral

Average RPI Win:	238	WON-LOST	WINNING	LAST 10	STRENGTH OF	OPP. STRENGTH	TEAM	ADJ.	CONF.	ADJ CONF.
Average RPI Loss:	119	RECORD	PCT. RANK	GAMES	SCHEDULE	OF SCHEDULE	RPI	RPI	RPI	RPI
DIV. I ONLY	7- 21	296	3- 7	156	95	270	270	9	9	
DIV. I NON-CONF.	3- 8	258	0- 0	150	188	252	252	7	7	
TOTALS	RPI 1-25	RPI 26-50	W-L RECORDS	RPI 51-100	RPI 101-150	RPI 150+				
7- 21	0- 3	0- 2	OVERALL	0- 4	0- 4	7- 8				
5- 10	0- 1	0- 1	HOME	0- 3	0- 2	5- 3				
2- 10	0- 1	0- 1	AWAY	0- 1	0- 2	2- 5				
0- 1	0- 1	0- 0	NEUTRAL	0- 0	0- 0	0- 0				
3- 8	0- 2	0- 0	NON-CONFERENCE	0- 1	0- 2	3- 3				
2- 4	0- 1	0- 0	HOME	0- 1	0- 1	2- 1				
1- 3	0- 0	0- 0	AWAY	0- 0	0- 1	1- 2				
0- 1	0- 1	0- 0	NEUTRAL	0- 0	0- 0	0- 0				
4- 13	0- 1	0- 2	CONFERENCE	0- 3	0- 2	4- 5				
3- 6	0- 0	0- 1	HOME	0- 2	0- 1	3- 2				
1- 7	0- 1	0- 1	AWAY	0- 1	0- 1	1- 3				
0- 0	0- 0	0- 0	NEUTRAL	0- 0	0- 0	0- 0				

RPI 1-25				RPI 26-50				RPI 51-100				RPI 101+				Team's RPI: 270	
RPI	S	Opponent	Score	RPI	S	Opponent	Score	RPI	S	Opponent	Score	RPI	S	Opponent	Score		
3	A	UConn	51 106	30	A	South Fla.	63 108	56	H	St. John's (NY)	42 70	102	A	Memphis	59 75		
18	N	Florida	79 93	30	H	South Fla.	49 88	58	H	Temple	63 71	102	H	Memphis	52 69		
24	H	Oklahoma St.	55 74					80	A	Tulane	54 75	121	H	Buffalo	60 66		
								80	H	Tulane	53 65	124	A	Akron	54 74		
												162	H	East Carolina	56 71		
												179	A	SMU	50 65		
												179	H	SMU	66 54		
												184	A	Tulsa	71 95		
												184	H	Tulsa	75 74		
												192	A	Stetson	68 83		
												195	H	Butler	63 71		
												197	A	South Ala.	77 36		
												222	A	Cincinnati	80 60		
												222	H	Cincinnati	50 68		
												256	A	Omaha	60 75		
												282	A	Houston	55 64		
												282	H	Houston	65 62		
												294	H	Florida A&M	93 55		
												309	H	FIU	89 72		
LAST 12 Division I GAMES:																	
282	H	Houston	65 62	282	A	Houston	55 64										
179	H	SMU	66 54	184	H	Tulsa	75 74										
80	H	Tulane	53 65	102	A	Memphis	59 75										
184	A	Tulsa	71 95	30	H	South Fla.	49 88										
102	H	Memphis	52 69	3	A	UConn	51 106										
179	A	SMU	50 65	222	A	Cincinnati	80 60										

Non-Div I Games:

UCF

■ Loss,
■ Non-Conf,
■ S Site,
■ H Home
■ A Away
N Neutral

Average RPI Win:	98	WON-LOST	WINNING	LAST 10	STRENGTH OF	OPP. STRENGTH	TEAM	ADJ.	CONF.	ADJ CONF.
Average RPI Loss:	29	RECORD	PCT. RANK	GAMES	SCHEDULE	OF SCHEDULE	RPI	RPI	RPI	RPI
DIV. I ONLY	22- 7	45	8- 2	5	4	10	10	1	1	
DIV. I NON-CONF.	8- 2	51	0- 0	19	24	11	11	1	1	
TOTALS	RPI 1-25	RPI 26-50	W-L RECORDS	RPI 51-100	RPI 101-150	RPI 150+				
22- 7	3- 4	3- 1	OVERALL	9- 2	2- 0	5- 0				
13- 1	3- 1	2- 0	HOME	5- 0	1- 0	2- 0				
8- 5	0- 0	1- 0	AWAY	4- 0	1- 0	2- 0				
1- 1	0- 1	0- 0	NEUTRAL	0- 0	0- 0	1- 0				
8- 2	0- 2	2- 0	NON-CONFERENCE	2- 0	0- 0	4- 0				
4- 1	0- 1	1- 0	HOME	1- 0	0- 0	2- 0				
3- 0	0- 0	1- 0	AWAY	1- 0	0- 0	1- 0				
1- 1	0- 1	0- 0	NEUTRAL	0- 0	0- 0	1- 0				
14- 5	3- 2	1- 1	CONFERENCE	7- 2	2- 0	1- 0				
9- 0	3- 0	1- 0	HOME	4- 0	1- 0	0- 0				
5- 5	0- 2	0- 1	AWAY	3- 2	1- 0	1- 0				
0- 0	0- 0	0- 0	NEUTRAL	0- 0	0- 0	0- 0				

RPI 1-25				RPI 26-50				RPI 51-100				RPI 101+			
RPI	S	Opponent	Score	RPI	S	Opponent	Score	RPI	S	Opponent	Score	RPI	S	Opponent	Score
1	N	Notre Dame	84 92	32	A	Washington	56 64	55	A	Southern California	68 71	125	A	Arizona	73 39
4	H	South Carolina	65 68	32	H	Washington	63 59	55	H	Southern California	78 73	125	H	Arizona	80 53
7	H	Stanford	56 36	37	H	James Madison	90 61	56	H	St. John's (NY)	73 58	171	N	Louisiana Tech	68 57
8	A	Arizona St.	61 65	48	A	UC Riverside	70 56	68	A	Michigan	86 77	174	A	Sacramento St.	109 76
8	H	Arizona St.	74 61					70	A	Oregon	77 72	189	A	Colorado	82 64
9	A	Oregon St.	54 64					70	H	Oregon	80 69	219	H	CSU Bakersfield	82 68
9	H	Oregon St.	71 51					81	A	Utah	69 63	339	H	UC Irvine	83 48
LAST 12 Division I GAMES:															
		8	H	Arizona St.	74	61				125	A	Arizona	73	39	
		125	H	Arizona	80	53			8	A	Arizona St.	61	65		
		9	A	Oregon St.	54	64			81	A	Utah	69	63		
		70	A	Oregon	77	72			189	A	Colorado	82	64		
		32	H	Washington	63	59			7	H	Stanford	56	36		
		88	H	Washington St.	73	61			92	H	California	75	56		

Non-Div I Games:

UCLA

■ Loss,
■ Non-Conf,
■ S Site,
■ H Home
■ A Away
N Neutral

Average RPI Win: 115
Average RPI Loss: 0

Average RPI Win:	115	WON-LOST	WINNING	LAST 10	STRENGTH OF	OPP. STRENGTH	TEAM	ADJ.	CONF.	ADJ CONF.
Average RPI Loss:	0	RECORD	PCT. RANK	GAMES	SCHEDULE	OF SCHEDULE	RPI	RPI	RPI	RPI
DIV. I ONLY	28- 0	1	10- 0	29	30	3	3	9	9	
DIV. I NON-CONF.	11- 0	1	1- 0	1	1	1	1	7	7	
<hr/>										
TOTALS	RPI 1-25		RPI 26-50	W-L RECORDS	RPI 51-100		RPI 101-150		RPI 150+	
28- 0	6- 0		3- 0	OVERALL	5- 0		3- 0		11- 0	
12- 0	1- 0		1- 0	HOME	3- 0		2- 0		5- 0	
14- 0	3- 0		2- 0	AWAY	2- 0		1- 0		6- 0	
2- 0	2- 0		0- 0	NEUTRAL	0- 0		0- 0		0- 0	
<hr/>										
11- 0	6- 0		2- 0	NON-CONFERENCE	1- 0		1- 0		1- 0	
4- 0	1- 0		1- 0	HOME	1- 0		1- 0		0- 0	
5- 0	3- 0		1- 0	AWAY	0- 0		0- 0		1- 0	
2- 0	2- 0		0- 0	NEUTRAL	0- 0		0- 0		0- 0	
<hr/>										
17- 0	0- 0		1- 0	CONFERENCE	4- 0		2- 0		10- 0	
8- 0	0- 0		0- 0	HOME	2- 0		1- 0		5- 0	
9- 0	0- 0		1- 0	AWAY	2- 0		1- 0		5- 0	
0- 0	0- 0		0- 0	NEUTRAL	0- 0		0- 0		0- 0	

RPI 1-25				Team's RPI: 3		RPI 26-50				RPI 51-100				RPI 101+					
RPI	S	Opponent	Score		RPI	S	Opponent	Score		RPI	S	Opponent	Score		RPI	S	Opponent	Score	
1	H	Notre Dame	91	81	30	A	South Fla.	75	59	58	A	Temple	85	60	102	A	Memphis	86	46
4	A	South Carolina	66	54	43	H	Kansas St.	97	57	58	H	Temple	104	49	102	H	Memphis	83	40
5	A	Ohio St.	100	56	46	A	Chattanooga	79	31	80	A	Tulane	96	38	118	H	LSU	86	40
11	N	Maryland	83	73						80	H	Tulane	80	40	162	A	East Carolina	84	41
13	N	Florida St.	73	49						90	H	Nebraska	88	46	162	H	East Carolina	92	46
19	A	DePaul	86	70											179	A	SMU	90	37
															179	H	SMU	88	41
															184	A	Tulsa	94	30
															184	H	Tulsa	95	35
															222	A	Cincinnati	107	45
															222	H	Cincinnati	88	34
															270	H	UCF	106	51
															282	A	Houston	76	37
															307	A	Colgate	94	50
LAST 12 Division I GAMES:																			
					80	H	Tulane	80	40	162	H	East Carolina	92	46					
					179	H	SMU	88	41	80	A	Tulane	96	38					
					162	A	East Carolina	84	41	102	H	Memphis	83	40					
					222	H	Cincinnati	88	34	184	A	Tulsa	94	30					
					58	A	Temple	85	60	179	A	SMU	90	37					
					4	A	South Carolina	66	54	270	H	UCF	106	51					

Non-Div I Games:

UConn

■ Loss, ■ Non-Conf, S Site, H Home A Away N Neutral

UMBC				STRENGTH OF SCHEDULE	OPP. STRENGTH OF SCHEDULE	TEAM RPI	ADJ. RPI	CONF. RPI	ADJ CONF. RPI
Average RPI Win:	251	WON-LOST RECORD	WINNING PCT. RANK						
Average RPI Loss:	145		LAST 10 GAMES						
DIV. I ONLY	17- 12	123	6- 4	270	220	178	178	16	16
DIV. I NON-CONF.	9- 4	95	0- 0	293	249	160	160	18	18
<hr/>									
TOTALS	RPI 1-25	RPI 26-50	W-L RECORDS	RPI 51-100	RPI 101-150	RPI 150+			
17- 12	0- 0	0- 1	OVERALL	1- 5	0- 0	16- 6			
8- 6	0- 0	0- 1	HOME	1- 2	0- 0	7- 3			
8- 6	0- 0	0- 0	AWAY	0- 3	0- 0	8- 3			
1- 0	0- 0	0- 0	NEUTRAL	0- 0	0- 0	1- 0			
9- 4	0- 0	0- 1	NON-CONFERENCE	1- 1	0- 0	8- 2			
4- 2	0- 0	0- 1	HOME	1- 0	0- 0	3- 1			
4- 2	0- 0	0- 0	AWAY	0- 1	0- 0	4- 1			
1- 0	0- 0	0- 0	NEUTRAL	0- 0	0- 0	1- 0			
8- 8	0- 0	0- 0	CONFERENCE	0- 4	0- 0	8- 4			
4- 4	0- 0	0- 0	HOME	0- 2	0- 0	4- 2			
4- 4	0- 0	0- 0	AWAY	0- 2	0- 0	4- 2			
0- 0	0- 0	0- 0	NEUTRAL	0- 0	0- 0	0- 0			

RPI 1-25				RPI 26-50				RPI 51-100				RPI 101+				Team's RPI: 178
RPI	S	Opponent	Score	RPI	S	Opponent	Score	RPI	S	Opponent	Score	RPI	S	Opponent	Score	
				35	H	Penn	46 81	52	A	Albany (NY)	39 63	160	A	Stony Brook	69 65	
								52	H	Albany (NY)	42 77	160	H	Stony Brook	60 69	
								69	A	Maine	55 65	205	A	Hartford	57 65	
								69	H	Maine	38 72	205	H	Hartford	58 51	
								86	H	Bucknell	65 52	234	A	Binghamton	56 70	
								99	A	Saint Joseph's	45 104	234	H	Binghamton	62 51	
												235	H	Columbia	68 70	
												239	A	New Hampshire	65 55	
												239	H	New Hampshire	59 67	
												241	A	Loyola Maryland	52 46	
												249	A	Morgan St.	65 46	
												255	A	Coppin St.	68 61	
												276	H	La Salle	60 29	
												280	H	American	47 46	
												281	H	Rider	58 53	
												281	N	Rider	67 58	
												283	A	Vermont	74 60	
												283	H	Vermont	85 48	
												287	A	UMES	55 52	
												293	A	Towson	51 61	
												317	A	UMass Lowell	68 44	
												317	H	UMass Lowell	68 52	
LAST 12 Division I GAMES:																
				239	H	New Hampshire	59 67	69	H	Maine	38 72					
				234	A	Binghamton	56 70	52	A	Albany (NY)	39 63					
				283	A	Vermont	74 60	239	A	New Hampshire	65 55					
				205	H	Hartford	58 51	234	H	Binghamton	62 51					
				317	H	UMass Lowell	68 52	205	A	Hartford	57 65					
				160	A	Stony Brook	69 65	317	A	UMass Lowell	68 44					

Non-Div I Games:

UMBC

■ Loss,
 ■ Non-Conf,
 ■ S Site,
 ■ H Home
 ■ A Away
 N Neutral

UMES				STRENGTH OF SCHEDULE	OPP. STRENGTH OF SCHEDULE	TEAM RPI	ADJ. RPI	CONF. RPI	ADJ CONF. RPI
Average RPI Win:	292	WON-LOST RECORD	WINNING PCT. RANK						
Average RPI Loss:	197		LAST 10 GAMES						
DIV. I ONLY	10- 16	241	6- 3	280	338	287	287	31	31
DIV. I NON-CONF.	1- 10	330	0- 0	72	240	281	281	30	30
TOTALS	RPI 1-25	RPI 26-50	W-L RECORDS	RPI 51-100	RPI 101-150	RPI 150+			
10- 16	0- 2	0- 0	OVERALL	0- 2	0- 0	10- 12			
6- 8	0- 1	0- 0	HOME	0- 1	0- 0	6- 6			
4- 8	0- 1	0- 0	AWAY	0- 1	0- 0	4- 6			
0- 0	0- 0	0- 0	NEUTRAL	0- 0	0- 0	0- 0			
1- 10	0- 2	0- 0	NON-CONFERENCE	0- 2	0- 0	1- 6			
1- 5	0- 1	0- 0	HOME	0- 1	0- 0	1- 3			
0- 5	0- 1	0- 0	AWAY	0- 1	0- 0	0- 3			
0- 0	0- 0	0- 0	NEUTRAL	0- 0	0- 0	0- 0			
9- 6	0- 0	0- 0	CONFERENCE	0- 0	0- 0	9- 6			
5- 3	0- 0	0- 0	HOME	0- 0	0- 0	5- 3			
4- 3	0- 0	0- 0	AWAY	0- 0	0- 0	4- 3			
0- 0	0- 0	0- 0	NEUTRAL	0- 0	0- 0	0- 0			

RPI 1-25				RPI 26-50				RPI 51-100				RPI 101+ Team's RPI: 287			
RPI	S	Opponent	Score	RPI	S	Opponent	Score	RPI	S	Opponent	Score	RPI	S	Opponent	Score
11	H	Maryland	30 106					84	A	VCU	39 63	155	H	Old Dominion	52 69
23	A	Duquesne	59 95					94	H	Georgetown	60 71	157	A	Xavier	56 61
												158	A	Northeastern	49 60
												165	H	Hampton	55 76
												178	H	UMBC	52 55
												208	H	USC Upstate	78 59
												215	A	N.C. A&T	56 50
												249	H	Morgan St.	69 77
												255	A	Coppin St.	54 61
												264	H	Bethune-Cookman	76 71
												292	A	Savannah St.	42 60
												294	H	Florida A&M	61 47
												308	A	South Carolina St.	63 56
												308	H	South Carolina St.	61 55
												310	A	UNCG	51 71
												319	H	Mt. St. Mary's	50 57
												329	A	Delaware St.	70 61
												329	H	Delaware St.	54 49
												334	A	Howard	79 57
												334	H	Howard	62 59
												347	H	Norfolk St.	63 74
												348	A	N.C. Central	46 49
LAST 12 Division I GAMES:															
294	H	Florida A&M	61 47	165	H	Hampton	55 76								
329	H	Delaware St.	54 49	334	H	Howard	62 59								
308	H	South Carolina St.	61 55	255	A	Coppin St.	54 61								
334	A	Howard	79 57	264	H	Bethune-Cookman	76 71								
329	A	Delaware St.	70 61	308	A	South Carolina St.	63 56								
347	H	Norfolk St.	63 74	292	A	Savannah St.	42 60								

Non-Div I Games: Cheyney 76 46

UMES

■ Loss,
 ■ Non-Conf,
 ■ S Site,
 ■ Home
 ■ A Away
 N Neutral

Average RPI Win:	245	WON-LOST	WINNING	LAST 10	STRENGTH OF	OPP. STRENGTH	TEAM	ADJ.	CONF.	ADJ CONF.
Average RPI Loss:	212	RECORD	PCT. RANK	GAMES	SCHEDULE	OF SCHEDULE	RPI	RPI	RPI	RPI
DIV. I ONLY	7- 17	281	3- 7	314	269	296	296	27	27	
DIV. I NON-CONF.	3- 8	258	0- 0	330	264	315	315	25	25	
TOTALS	RPI 1-25	RPI 26-50	W-L RECORDS	RPI 51-100	RPI 101-150	RPI 150+				
7- 17	0- 0	0- 0	OVERALL	0- 2	0- 3	7- 12				
2- 8	0- 0	0- 0	HOME	0- 1	0- 1	2- 6				
5- 9	0- 0	0- 0	AWAY	0- 1	0- 2	5- 6				
0- 0	0- 0	0- 0	NEUTRAL	0- 0	0- 0	0- 0				
3- 8	0- 0	0- 0	NON-CONFERENCE	0- 0	0- 3	3- 5				
1- 3	0- 0	0- 0	HOME	0- 0	0- 1	1- 2				
2- 5	0- 0	0- 0	AWAY	0- 0	0- 2	2- 3				
0- 0	0- 0	0- 0	NEUTRAL	0- 0	0- 0	0- 0				
4- 9	0- 0	0- 0	CONFERENCE	0- 2	0- 0	4- 7				
1- 5	0- 0	0- 0	HOME	0- 1	0- 0	1- 4				
3- 4	0- 0	0- 0	AWAY	0- 1	0- 0	3- 3				
0- 0	0- 0	0- 0	NEUTRAL	0- 0	0- 0	0- 0				

RPI 1-25			RPI 26-50			RPI 51-100			RPI 101+			Team's RPI: 296
RPI	S	Opponent	Score	RPI	S	Opponent	Score	RPI	S	Opponent	Score	
						97 A New Mexico St.	74 78	117 A Northwestern			38 80	
						97 H New Mexico St.	62 68	147 H SIUE			58 63	
								150 A Milwaukee			48 70	
								204 A Utah Valley			71 79	
								204 H Utah Valley			44 58	
								211 A UTRGV			59 57	
								211 H UTRGV			53 62	
								217 H Indiana St.			47 77	
								219 A CSU Bakersfield			56 40	
								219 H CSU Bakersfield			68 78	
								224 A Southeast Mo. St.			65 78	
								225 A Kansas			47 44	
								242 A Grand Canyon			63 57	
								242 H Grand Canyon			59 68	
								249 A Morgan St.			59 50	
								256 A Omaha			42 57	
								263 A Seattle			63 69	
								263 H Seattle			64 43	
								293 A Towson			47 70	
								303 H Denver			68 58	
								324 H North Florida			55 62	
								340 A Chicago St.			72 77	
LAST 12 Division I GAMES:												
						97 A New Mexico St.	74 78	340 A Chicago St.			72 77	
						204 H Utah Valley	44 58	242 A Grand Canyon			63 57	
						242 H Grand Canyon	59 68	204 A Utah Valley			71 79	
						211 A UTRGV	59 57	211 H UTRGV			53 62	
						263 H Seattle	64 43	97 H New Mexico St.			62 68	
						219 H CSU Bakersfield	68 78	219 A CSU Bakersfield			56 40	

Non-Div I Games: Stephens College 76 46 Bethany (KS) 64 51

UMKC

Loss, Non-Conf, S Site, H Home A Away N Neutral

Average RPI Win:	298	WON-LOST	WINNING	LAST 10	STRENGTH OF	OPP. STRENGTH	TEAM	ADJ.	CONF.	ADJ CONF.
Average RPI Loss:	175	RECORD	PCT. RANK	GAMES	SCHEDULE	OF SCHEDULE	RPI	RPI	RPI	RPI
DIV. I ONLY	4- 24	331	1- 9	221	233	317	317	16	16	
DIV. I NON-CONF.	3- 9	272	0- 0	273	274	295	295	18	18	
TOTALS	RPI 1-25	RPI 26-50	W-L RECORDS	RPI 51-100	RPI 101-150	RPI 150+				
4- 24	0- 1	0- 1	OVERALL	0- 4	0- 1	4- 17				
2- 10	0- 0	0- 0	HOME	0- 2	0- 0	2- 8				
2- 14	0- 0	0- 0	AWAY	0- 0	0- 0	2- 0				
0- 0	0- 0	0- 0	NEUTRAL	0- 0	0- 0	0- 0				
3- 9	0- 1	0- 1	NON-CONFERENCE	0- 0	0- 1	3- 6				
2- 2	0- 0	0- 0	HOME	0- 0	0- 0	2- 2				
1- 7	0- 1	0- 1	AWAY	0- 0	0- 1	1- 4				
0- 0	0- 0	0- 0	NEUTRAL	0- 0	0- 0	0- 0				
1- 15	0- 0	0- 0	CONFERENCE	0- 4	0- 0	1- 11				
0- 8	0- 0	0- 0	HOME	0- 2	0- 0	0- 6				
1- 7	0- 0	0- 0	AWAY	0- 2	0- 0	1- 5				
0- 0	0- 0	0- 0	NEUTRAL	0- 0	0- 0	0- 0				

RPI 1-25				RPI 26-50				RPI 51-100				RPI 101+ Team's RPI: 317			
RPI	S	Opponent	Score	RPI	S	Opponent	Score	RPI	S	Opponent	Score	RPI	S	Opponent	Score
11	A	Maryland	53 102	34	A	Miami (FL)	53 84	52	A	Albany (NY)	57 88	115	A	Boston College	55 66
								52	H	Albany (NY)	55 85	160	A	Stony Brook	46 60
								69	A	Maine	44 74	160	H	Stony Brook	50 64
								69	H	Maine	46 73	178	A	UMBC	52 68
												178	H	UMBC	44 68
												205	A	Hartford	59 72
												205	H	Hartford	70 75
												209	A	Massachusetts	58 84
												216	A	Rhode Island	64 72
												234	A	Binghamton	52 55
												234	H	Binghamton	70 75
												235	H	Columbia	57 67
												238	H	Bryant	64 83
												239	A	New Hampshire	61 65
												239	H	New Hampshire	55 63
												251	H	Holy Cross	75 67
												283	A	Vermont	68 66
												283	H	Vermont	51 59
												284	A	Central Conn. St.	53 64
												309	A	FIU	68 71
												315	A	Fairleigh Dickinson	78 67
												344	H	Boston U.	70 57
LAST 12 Division I GAMES:															
				52	A	Albany (NY)	57 88	160	A	Stony Brook	46 60				
				234	A	Binghamton	52 55	205	H	Hartford	70 75				
				239	H	New Hampshire	55 63	52	H	Albany (NY)	55 85				
				178	A	UMBC	52 68	234	H	Binghamton	70 75				
				69	H	Maine	46 73	239	A	New Hampshire	61 65				
				283	A	Vermont	68 66	283	H	Vermont	51 59				

Non-Div I Games:

UMass Lowell

■ Loss,
 ■ Non-Conf, S Site,
 ■ Home
 ■ Away
 N Neutral

UNC Asheville

Through Games Of Feb. 28, 2016

Average RPI Win:	261	WON-LOST	WINNING	LAST 10	STRENGTH OF	OPP. STRENGTH	TEAM	ADJ.	CONF.	ADJ CONF.
Average RPI Loss:	194	RECORD	PCT. RANK	GAMES	SCHEDULE	OF SCHEDULE	RPI	RPI	RPI	RPI
DIV. I ONLY	19- 6	43	8- 2	330	299	136	136	28	28	
DIV. I NON-CONF.	5- 2	86	0- 0	343	289	189	189	29	29	
TOTALS	RPI 1-25	RPI 26-50	W-L RECORDS	RPI 51-100	RPI 101-150	RPI 150+				
19- 6	0- 0	0- 0	OVERALL	0- 0	1- 1	18- 5				
9- 2	0- 0	0- 0	HOME	0- 0	1- 0	8- 2				
10- 4	0- 0	0- 0	AWAY	0- 0	0- 0	10- 0				
0- 0	0- 0	0- 0	NEUTRAL	0- 0	0- 0	0- 0				
5- 2	0- 0	0- 0	NON-CONFERENCE	0- 0	0- 0	5- 2				
3- 0	0- 0	0- 0	HOME	0- 0	0- 0	3- 0				
2- 2	0- 0	0- 0	AWAY	0- 0	0- 0	2- 2				
0- 0	0- 0	0- 0	NEUTRAL	0- 0	0- 0	0- 0				
14- 4	0- 0	0- 0	CONFERENCE	0- 0	1- 1	13- 3				
6- 2	0- 0	0- 0	HOME	0- 0	1- 0	5- 2				
8- 2	0- 0	0- 0	AWAY	0- 0	0- 1	8- 1				
0- 0	0- 0	0- 0	NEUTRAL	0- 0	0- 0	0- 0				

RPI 1-25			RPI 26-50			RPI 51-100			RPI 101+ Team's RPI: 136		
RPI	S	Opponent	Score	RPI	S	Opponent	Score	RPI	S	Opponent	Score
								116	A	Liberty	53 71
								116	H	Liberty	56 51
								156	A	ETSU	68 74
								188	A	Gardner-Webb	51 57
								188	H	Gardner-Webb	56 58
								200	A	Radford	54 46
								200	H	Radford	58 48
								208	H	USC Upstate	68 59
								223	H	Furman	84 71
								228	A	Presbyterian	72 63
								228	H	Presbyterian	68 59
								248	A	High Point	82 81
								250	A	Clemson	49 67
								268	A	Campbell	72 58
								268	H	Campbell	56 64
								271	A	Coastal Caro.	63 52
								271	H	Coastal Caro.	77 69
								298	A	Charleston So.	58 50
								301	A	Western Caro.	67 45
								302	A	Wofford	70 63
								310	H	UNCG	95 52
								320	A	Longwood	61 54
								320	H	Longwood	81 42
								325	A	Winthrop	67 59
								325	H	Winthrop	63 55
LAST 12 Division I GAMES:											
268	H	Campbell	56 64	325	A	Winthrop	67 59				
188	A	Gardner-Webb	51 57	200	A	Radford	54 46				
200	H	Radford	58 48	228	H	Presbyterian	68 59				
116	H	Liberty	56 51	248	A	High Point	82 81				
320	A	Longwood	61 54	188	H	Gardner-Webb	56 58				
271	H	Coastal Caro.	77 69	320	H	Longwood	81 42				

Non-Div I Games: Montreat 89 41 Warren Wilson 108 47

UNC Asheville

Loss, Non-Conf, S Site, H Home A Away N Neutral

Average RPI Win:	301	WON-LOST	WINNING	LAST 10	STRENGTH OF	OPP. STRENGTH	TEAM	ADJ.	CONF.	ADJ CONF.
Average RPI Loss:	170	RECORD	PCT. RANK	GAMES	SCHEDULE	OF SCHEDULE	RPI	RPI	RPI	RPI
DIV. I ONLY	6- 20	301	0- 10	254	252	310	310	17	17	
DIV. I NON-CONF.	6- 6	160	0- 0	246	334	207	207	15	15	
TOTALS	RPI 1-25	RPI 26-50	W-L RECORDS	RPI 51-100	RPI 101-150	RPI 150+				
6- 20	0- 1	0- 2	OVERALL	0- 1	0- 5	6- 11				
4- 8	0- 0	0- 1	HOME	0- 0	0- 2	4- 5				
1- 12	0- 1	0- 1	AWAY	0- 1	0- 3	1- 6				
1- 0	0- 0	0- 0	NEUTRAL	0- 0	0- 0	1- 0				
6- 6	0- 1	0- 0	NON-CONFERENCE	0- 1	0- 1	6- 3				
4- 1	0- 0	0- 0	HOME	0- 0	0- 0	4- 1				
1- 5	0- 1	0- 0	AWAY	0- 1	0- 1	1- 2				
1- 0	0- 0	0- 0	NEUTRAL	0- 0	0- 0	1- 0				
0- 14	0- 0	0- 2	CONFERENCE	0- 0	0- 4	0- 8				
0- 7	0- 0	0- 1	HOME	0- 0	0- 2	0- 4				
0- 7	0- 0	0- 1	AWAY	0- 0	0- 2	0- 4				
0- 0	0- 0	0- 0	NEUTRAL	0- 0	0- 0	0- 0				

RPI 1-25				RPI 26-50				RPI 51-100				RPI 101+ Team's RPI: 310			
RPI	S	Opponent	Score	RPI	S	Opponent	Score	RPI	S	Opponent	Score	RPI	S	Opponent	Score
4	A	South Carolina	44 92	46	A	Chattanooga	61 72	80	A	Tulane	53 74	109	A	Samford	49 80
				46	H	Chattanooga	53 74					109	H	Samford	52 57
												111	A	Mercer	47 81
												111	H	Mercer	78 86
												136	A	UNC Asheville	52 95
												156	A	ETSU	73 89
												156	H	ETSU	77 80
												188	A	Gardner-Webb	57 59
												208	A	USC Upstate	61 84
												223	A	Furman	71 85
												223	H	Furman	59 75
												248	H	High Point	82 72
												272	N	Cleveland St.	55 51
												278	H	Tennessee Tech	64 73
												287	H	UMES	71 51
												301	A	Western Caro.	72 84
												301	H	Western Caro.	80 84
												302	A	Wofford	64 104
												302	H	Wofford	56 58
												320	H	Longwood	81 60
												330	A	New Orleans	81 79
												348	H	N.C. Central	103 56
LAST 12 Division I GAMES:															
301	H	Western Caro.	80 84	109	A	Samford	49 80								
302	A	Wofford	64 104	301	A	Western Caro.	72 84								
223	A	Furman	71 85	223	H	Furman	59 75								
156	H	ETSU	77 80	302	H	Wofford	56 58								
46	H	Chattanooga	53 74	46	A	Chattanooga	61 72								
111	A	Mercer	47 81	156	A	ETSU	73 89								

Non-Div I Games: Barton 82 55 Pfeiffer 71 52 Francis Marion 63 66

UNCG

Loss, Non-Conf, S Site, H Home A Away N Neutral

Average RPI Win:	267	WON-LOST	WINNING	LAST 10	STRENGTH OF	OPP. STRENGTH	TEAM	ADJ.	CONF.	ADJ CONF.
Average RPI Loss:	116	RECORD	PCT. RANK	GAMES	SCHEDULE	OF SCHEDULE	RPI	RPI	RPI	RPI
DIV. I ONLY	6- 21	302	2- 8	113	157	262	262	13	13	
DIV. I NON-CONF.	3- 7	248	0- 0	151	223	228	228	10	10	
TOTALS	RPI 1-25	RPI 26-50	W-L RECORDS	RPI 51-100	RPI 101-150	RPI 150+				
6- 21	0- 0	0- 4	OVERALL	0- 8	1- 0	5- 9				
3- 11	0- 0	0- 3	HOME	0- 3	1- 0	2- 5				
3- 10	0- 0	0- 1	AWAY	0- 5	0- 0	3- 4				
0- 0	0- 0	0- 0	NEUTRAL	0- 0	0- 0	0- 0				
3- 7	0- 0	0- 2	NON-CONFERENCE	0- 2	1- 0	2- 3				
1- 4	0- 0	0- 2	HOME	0- 0	1- 0	0- 2				
2- 3	0- 0	0- 0	AWAY	0- 2	0- 0	2- 1				
0- 0	0- 0	0- 0	NEUTRAL	0- 0	0- 0	0- 0				
3- 14	0- 0	0- 2	CONFERENCE	0- 6	0- 0	3- 6				
2- 7	0- 0	0- 1	HOME	0- 3	0- 0	2- 3				
1- 7	0- 0	0- 1	AWAY	0- 3	0- 0	1- 3				
0- 0	0- 0	0- 0	NEUTRAL	0- 0	0- 0	0- 0				

RPI S	Opponent	Score	RPI S	Opponent	Score	RPI S	Opponent	Score	RPI S	Opponent	Score	Team's RPI: 262
37	A James Madison	40 60	37	H James Madison	41 77	51	A Duke	56 78	146	H Jacksonville	51 49	
44	H Ohio	59 75	44	H Ohio	59 75	76	A Hofstra	38 62	158	A Northeastern	52 69	
46	H Chattanooga	33 61	46	H Chattanooga	33 61	76	H Hofstra	64 68	158	H Northeastern	66 72	
						78	A Drexel	60 66	167	A Delaware	59 67	
						78	H Drexel	57 71	167	H Delaware	44 56	
						84	A VCU	45 58	176	H Davidson	50 77	
						93	A Elon	53 70	192	H Stetson	49 52	
						93	H Elon	60 67	198	A William & Mary	65 77	
									198	H William & Mary	59 44	
									199	A Richmond	53 63	
									229	H Col. of Charleston	53 64	
									293	A Towson	52 49	
									293	H Towson	53 51	
									324	A North Florida	63 47	
									347	A Norfolk St.	61 57	
LAST 12 Division I GAMES:												
167	H Delaware	44 56	198	H William & Mary	59 44							
37	H James Madison	41 77	78	H Drexel	57 71							
158	A Northeastern	52 69	37	A James Madison	40 60							
76	A Hofstra	38 62	293	H Towson	53 51							
78	A Drexel	60 66	93	A Elon	53 70							
158	H Northeastern	66 72	198	A William & Mary	65 77							

Non-Div I Games: UNC Pembroke 68 43

UNCW

■ Loss,
■ Non-Conf,
■ S Site,
■ H Home
■ A Away
N Neutral

U
N
IU
N
I

UNI

Page 316

Average RPI Win:	269	WON-LOST	WINNING	LAST 10	STRENGTH OF	OPP. STRENGTH	TEAM	ADJ.	CONF.	ADJ CONF.
Average RPI Loss:	134	RECORD	PCT. RANK	GAMES	SCHEDULE	OF SCHEDULE	RPI	RPI	RPI	RPI
DIV. I ONLY	14- 13	160	4- 6	267	221	203	203	19	19	
DIV. I NON-CONF.	6- 4	125	0- 0	286	231	191	191	20	20	
TOTALS	RPI 1-25	RPI 26-50	W-L RECORDS	RPI 51-100	RPI 101-150	RPI 150+				
14- 13	0- 1	0- 2	OVERALL	0- 1	0- 4	14- 5				
10- 3	0- 0	0- 1	HOME	0- 0	0- 2	10- 0				
4- 9	0- 0	0- 1	AWAY	0- 1	0- 2	4- 5				
0- 1	0- 1	0- 0	NEUTRAL	0- 0	0- 0	0- 0				
6- 4	0- 1	0- 0	NON-CONFERENCE	0- 1	0- 2	6- 0				
4- 1	0- 0	0- 0	HOME	0- 0	0- 1	4- 0				
2- 2	0- 0	0- 0	AWAY	0- 1	0- 1	2- 0				
0- 1	0- 1	0- 0	NEUTRAL	0- 0	0- 0	0- 0				
8- 9	0- 0	0- 2	CONFERENCE	0- 0	0- 2	8- 5				
6- 2	0- 0	0- 1	HOME	0- 0	0- 1	6- 0				
2- 7	0- 0	0- 1	AWAY	0- 0	0- 1	2- 5				
0- 0	0- 0	0- 0	NEUTRAL	0- 0	0- 0	0- 0				

RPI 1-25				RPI 26-50				RPI 51-100				RPI 101+ Team's RPI: 203			
RPI	S	Opponent	Score	RPI	S	Opponent	Score	RPI	S	Opponent	Score	RPI	S	Opponent	Score
22	N	UTEP	52 60	45	A	Colorado St.	52 83	55	A	Southern California	42 73	106	H	Drake	68 76
				45	H	Colorado St.	56 64					126	A	Fresno St.	54 58
												126	H	Fresno St.	52 57
												135	A	Long Beach St.	63 67
												151	A	Boise St.	56 75
												151	H	Boise St.	78 68
												183	A	New Mexico	53 67
												183	H	New Mexico	57 48
												186	H	George Mason	67 59
												194	A	San Jose St.	61 69
												218	H	Utah St.	46 38
												237	A	Wyoming	57 80
												237	H	Wyoming	66 37
												247	A	San Diego St.	55 41
												275	H	Pepperdine	83 63
												282	A	Houston	63 60
												314	A	A&M-Corpus Christi	65 51
												316	A	Nevada	65 71
												316	H	Nevada	65 59
												328	H	Southern Utah	79 44
												339	H	UC Irvine	72 52
												343	A	Air Force	60 56
												343	H	Air Force	62 51
LAST 12 Division I GAMES:															
				237	A	Wyoming	57 80					126	H	Fresno St.	52 57
				151	H	Boise St.	78 68					183	H	New Mexico	57 48
				316	A	Nevada	65 71					247	A	San Diego St.	55 41
				343	H	Air Force	62 51					151	A	Boise St.	56 75
				45	A	Colorado St.	52 83					316	H	Nevada	65 59
				194	A	San Jose St.	61 69					218	H	Utah St.	46 38

Non-Div I Games: Cal St. San Marcos 62 43

UNLV

■ Loss,
 ■ Non-Conf,
 ■ S Site,
 ■ Home
 ■ A Away
 N Neutral

Average RPI Win:	306	WON-LOST	WINNING	LAST 10	STRENGTH OF	OPP. STRENGTH	TEAM	ADJ.	CONF.	ADJ CONF.
Average RPI Loss:	134	RECORD	PCT. RANK	GAMES	SCHEDULE	OF SCHEDULE	RPI	RPI	RPI	RPI
DIV. I ONLY	16- 10	107	8- 2	338	289	208	208	29	29	
DIV. I NON-CONF.	6- 6	160	0- 0	340	300	256	256	28	28	
TOTALS	RPI 1-25	RPI 26-50	W-L RECORDS	RPI 51-100	RPI 101-150	RPI 150+				
16- 10	0- 0	0- 0	OVERALL	0- 4	0- 4	16- 2				
8- 3	0- 0	0- 0	HOME	0- 1	0- 1	8- 1				
8- 7	0- 0	0- 0	AWAY	0- 3	0- 3	8- 1				
0- 0	0- 0	0- 0	NEUTRAL	0- 0	0- 0	0- 0				
6- 6	0- 0	0- 0	NON-CONFERENCE	0- 2	0- 2	6- 2				
3- 1	0- 0	0- 0	HOME	0- 0	0- 0	3- 1				
3- 5	0- 0	0- 0	AWAY	0- 2	0- 2	3- 1				
0- 0	0- 0	0- 0	NEUTRAL	0- 0	0- 0	0- 0				
10- 4	0- 0	0- 0	CONFERENCE	0- 2	0- 2	10- 0				
5- 2	0- 0	0- 0	HOME	0- 1	0- 1	5- 0				
5- 2	0- 0	0- 0	AWAY	0- 1	0- 1	5- 0				
0- 0	0- 0	0- 0	NEUTRAL	0- 0	0- 0	0- 0				

RPI 1-25				RPI 26-50				RPI 51-100				RPI 101+				Team's RPI: 208	
RPI	S	Opponent	Score	RPI	S	Opponent	Score	RPI	S	Opponent	Score	RPI	S	Opponent	Score		
								61	A	FGCU	43	54	136	A	UNC Asheville	59	68
								61	H	FGCU	44	56	137	A	North Carolina	40	80
								68	A	Michigan	61	119	146	A	Jacksonville	69	75
								73	A	Georgia Tech	46	87	146	H	Jacksonville	43	49
													192	A	Stetson	61	56
													192	H	Stetson	73	58
													223	H	Furman	63	75
													287	A	UMES	59	78
													289	A	Kennesaw St.	61	53
													289	H	Kennesaw St.	66	57
													301	H	Western Caro.	68	59
													305	A	Morehead St.	86	72
													310	H	UNCG	84	61
													313	A	IPFW	84	81
													324	A	North Florida	75	61
													324	H	North Florida	69	54
													332	A	Lipscomb	81	54
													332	H	Lipscomb	93	71
													345	A	NJIT	58	41
													345	H	NJIT	67	47
													347	A	Norfolk St.	82	62
													348	H	N.C. Central	68	46
LAST 12 Division I GAMES:																	
				345	H	NJIT	67	47					332	H	Lipscomb	93	71
				146	A	Jacksonville	69	75					289	H	Kennesaw St.	66	57
				324	A	North Florida	75	61					332	A	Lipscomb	81	54
				61	H	FGCU	44	56					324	H	North Florida	69	54
				192	H	Stetson	73	58					146	H	Jacksonville	43	49
				289	A	Kennesaw St.	61	53					192	A	Stetson	61	56

Non-Div I Games: Southern Wesleyan 84 51 Mars Hill 81 65 Bob Jones 96 46

USC Upstate

Loss, Non-Conf, S Site, H Home A Away N Neutral

Average RPI Win:	249	WON-LOST	WINNING	LAST 10	STRENGTH OF	OPP. STRENGTH	TEAM	ADJ.	CONF.	ADJ CONF.
Average RPI Loss:	107	RECORD	PCT. RANK	GAMES	SCHEDULE	OF SCHEDULE	RPI	RPI	RPI	RPI
DIV. I ONLY	12- 14	196	6- 4	97	194	143	143	15	15	
DIV. I NON-CONF.	4- 5	193	0- 0	14	123	92	92	14	14	
TOTALS	RPI 1-25	RPI 26-50	W-L RECORDS	RPI 51-100	RPI 101-150	RPI 150+				
12- 14	0- 1	0- 5	OVERALL	0- 0	1- 4	11- 4				
4- 7	0- 0	0- 3	HOME	0- 0	1- 2	3- 2				
8- 7	0- 1	0- 2	AWAY	0- 0	0- 2	8- 2				
0- 0	0- 0	0- 0	NEUTRAL	0- 0	0- 0	0- 0				
4- 5	0- 1	0- 3	NON-CONFERENCE	0- 0	1- 0	3- 1				
1- 3	0- 0	0- 2	HOME	0- 0	1- 0	0- 1				
3- 2	0- 1	0- 1	AWAY	0- 0	0- 0	3- 0				
0- 0	0- 0	0- 0	NEUTRAL	0- 0	0- 0	0- 0				
8- 9	0- 0	0- 2	CONFERENCE	0- 0	0- 4	8- 3				
3- 4	0- 0	0- 1	HOME	0- 0	0- 2	3- 1				
5- 5	0- 0	0- 1	AWAY	0- 0	0- 2	5- 2				
0- 0	0- 0	0- 0	NEUTRAL	0- 0	0- 0	0- 0				

RPI 1-25				RPI 26-50				RPI 51-100				RPI 101+ Team's RPI: 143			
RPI	S	Opponent	Score	RPI	S	Opponent	Score	RPI	S	Opponent	Score	RPI	S	Opponent	Score
2	A	Baylor	20 62	36	H	Seton Hall	54 61					120	A	Little Rock	43 49
				39	A	Arkansas St.	44 66					120	H	Little Rock	55 59
				39	H	Arkansas St.	71 78					133	A	La.-Lafayette	52 63
				42	H	Western Ky.	64 73					133	H	La.-Lafayette	42 59
				43	A	Kansas St.	41 61					146	H	Jacksonville	56 54
												153	H	McNeese St.	57 63
												169	A	Troy	71 88
												197	A	South Ala.	55 59
												202	A	Stephen F. Austin	67 63
												212	A	Texas St.	80 48
												246	A	Houston Baptist	64 40
												259	A	Appalachian St.	76 45
												259	H	Appalachian St.	65 58
												260	A	UTSA	51 47
												269	A	Georgia St.	74 45
												269	H	Georgia St.	63 68
												277	A	La.-Monroe	60 50
												277	H	La.-Monroe	40 32
												290	A	Ga. Southern	53 41
												290	H	Ga. Southern	70 31
LAST 12 Division I GAMES:															
				39	A	Arkansas St.	44 66	269	A	Georgia St.	74 45				
				120	A	Little Rock	43 49	290	A	Ga. Southern	53 41				
				277	H	La.-Monroe	40 32	133	A	La.-Lafayette	52 63				
				133	H	La.-Lafayette	42 59	277	A	La.-Monroe	60 50				
				259	H	Appalachian St.	65 58	120	H	Little Rock	55 59				
				212	A	Texas St.	80 48	39	H	Arkansas St.	71 78				

Non-Div I Games: Missouri Valley 96 30

UT Arlington

■ Loss,
 ■ Non-Conf, S Site,
 ■ Home
 ■ Away
 N Neutral

Average RPI Win:	227	WON-LOST	WINNING	LAST 10	STRENGTH OF	OPP. STRENGTH	TEAM	ADJ.	CONF.	ADJ CONF.
Average RPI Loss:	107	RECORD	PCT. RANK	GAMES	SCHEDULE	OF SCHEDULE	RPI	RPI	RPI	RPI
DIV. I ONLY	21- 8	59	9- 1	234	180	89	89	24	24	
DIV. I NON-CONF.	7- 6	156	0- 0	109	39	100	100	24	24	
TOTALS	RPI 1-25	RPI 26-50	W-L RECORDS	RPI 51-100	RPI 101-150	RPI 150+				
21- 8	0- 1	0- 2	OVERALL	1- 2	6- 0	14- 3				
11- 1	0- 0	0- 1	HOME	1- 0	3- 0	7- 0				
9- 7	0- 1	0- 1	AWAY	0- 2	2- 0	7- 3				
1- 0	0- 0	0- 0	NEUTRAL	0- 0	1- 0	0- 0				
7- 6	0- 1	0- 2	NON-CONFERENCE	0- 2	4- 0	3- 1				
3- 1	0- 0	0- 1	HOME	0- 0	2- 0	1- 0				
3- 5	0- 1	0- 1	AWAY	0- 2	1- 0	2- 1				
1- 0	0- 0	0- 0	NEUTRAL	0- 0	1- 0	0- 0				
14- 2	0- 0	0- 0	CONFERENCE	1- 0	2- 0	11- 2				
8- 0	0- 0	0- 0	HOME	1- 0	1- 0	6- 0				
6- 2	0- 0	0- 0	AWAY	0- 0	1- 0	5- 2				
0- 0	0- 0	0- 0	NEUTRAL	0- 0	0- 0	0- 0				

RPI 1-25				RPI 26-50				RPI 51-100				Team's RPI: 89	RPI 101+			
RPI	S	Opponent	Score	RPI	S	Opponent	Score	RPI	S	Opponent	Score		RPI	S	Opponent	Score
14	A	Louisville	66 88	39	H	Arkansas St.	74 76	64	A	Iowa	56 62		109	H	Samford	52 50
				46	A	Chattanooga	46 61	79	A	Vanderbilt	61 64		112	N	North Dakota	84 58
								91	H	Belmont	81 79		128	A	Southern Ill.	70 63
													144	H	Alabama	83 65
													147	A	SIUE	85 79
													147	H	SIUE	86 50
													164	A	Illinois	74 94
													187	A	Eastern Ky.	61 70
													222	A	Cincinnati	63 57
													224	A	Southeast Mo. St.	84 74
													224	H	Southeast Mo. St.	95 65
													253	H	Tennessee St.	77 50
													265	A	Austin Peay	70 80
													265	H	Austin Peay	75 51
													267	A	Murray St.	70 49
													267	H	Murray St.	92 62
													274	H	Miami (OH)	74 47
													278	H	Tennessee Tech	67 53
													295	A	Jacksonville St.	63 53
													305	A	Morehead St.	85 67
													331	A	Evansville	75 48
													338	A	Eastern Ill.	65 39
													338	H	Eastern Ill.	91 52
LAST 12 Division I GAMES:																
				267	A	Murray St.	70 49						147	A	SIUE	85 79
				338	H	Eastern Ill.	91 52						265	H	Austin Peay	75 51
				147	H	SIUE	86 50						267	H	Murray St.	92 62
				91	H	Belmont	81 79						253	H	Tennessee St.	77 50
				265	A	Austin Peay	70 80						224	A	Southeast Mo. St.	84 74
				224	H	Southeast Mo. St.	95 65						338	A	Eastern Ill.	65 39

Non-Div I Games:

UT Martin

■ Loss,
 ■ Non-Conf, S Site,
 ■ Home
 ■ Away
 N Neutral

Average RPI Win: 179	WON-LOST	WINNING	LAST 10	STRENGTH OF	OPP. STRENGTH	TEAM	ADJ.	CONF.	ADJ CONF.
Average RPI Loss: 144	RECORD	PCT. RANK	GAMES	SCHEDULE	OF SCHEDULE	RPI	RPI	RPI	RPI
DIV. I ONLY	24- 2	7	9- 1	140	172	22	22	12	12
DIV. I NON-CONF.	8- 1	23	0- 0	76	318	18	18	11	11
TOTALS	RPI 1-25	RPI 26-50	W-L RECORDS	RPI 51-100	RPI 101-150	RPI 150+			
24- 2	0- 0	2- 0	OVERALL	3- 0	1- 1	18- 1			
15- 0	0- 0	1- 0	HOME	2- 0	1- 0	11- 0			
8- 2	0- 0	1- 0	AWAY	1- 0	0- 1	6- 1			
1- 0	0- 0	0- 0	NEUTRAL	0- 0	0- 0	1- 0			
8- 1	0- 0	1- 0	NON-CONFERENCE	1- 0	0- 1	6- 0			
6- 0	0- 0	1- 0	HOME	0- 0	0- 0	5- 0			
1- 1	0- 0	0- 0	AWAY	1- 0	0- 1	0- 0			
1- 0	0- 0	0- 0	NEUTRAL	0- 0	0- 0	1- 0			
16- 1	0- 0	1- 0	CONFERENCE	2- 0	1- 0	12- 1			
9- 0	0- 0	0- 0	HOME	2- 0	1- 0	6- 0			
7- 1	0- 0	1- 0	AWAY	0- 0	0- 0	6- 1			
0- 0	0- 0	0- 0	NEUTRAL	0- 0	0- 0	0- 0			

RPI S	Opponent	Score	RPI S	Opponent	Score	RPI S	Opponent	Score	RPI S	Opponent	Score
42	A Western Ky.	85 78	48	H UC Riverside	68 57	62	H Middle Tenn.	84 73	135	A Long Beach St.	40 47
						82	H Charlotte	94 91	148	H UAB	62 54
						97	A New Mexico St.	71 65	152	A Marshall	64 79
									154	A Southern Miss.	57 54
									154	H Southern Miss.	72 64
									155	H Old Dominion	70 64
									165	H Hampton	78 54
									171	A Louisiana Tech	72 65
									171	H Louisiana Tech	86 80
									180	A Fla. Atlantic	78 66
									180	H Fla. Atlantic	75 47
									183	H New Mexico	70 62
									203	N UNLV	60 52
									221	A Rice	60 54
									233	H Idaho St.	67 54
									236	A North Texas	75 67
									246	H Houston Baptist	98 63
									260	H UTSA	62 55
									291	H Northern Ariz.	77 66
									309	A FIU	69 57
									309	H FIU	70 52
LAST 12 Division I GAMES:											
82	H Charlotte	94 91	42	A Western Ky.	85 78						
155	H Old Dominion	70 64	152	A Marshall	64 79						
171	A Louisiana Tech	72 65	171	H Louisiana Tech	86 80						
154	A Southern Miss.	57 54	154	H Southern Miss.	72 64						
180	H Fla. Atlantic	75 47	309	A FIU	69 57						
309	H FIU	70 52	180	A Fla. Atlantic	78 66						

Non-Div I Games: Tex. Permian Basin 86 32

UTEP

■ Loss,
 ■ Non-Conf,
 ■ S Site,
 ■ H Home
 ■ A Away
 N Neutral

Average RPI Win:	273	WON-LOST	WINNING	LAST 10	STRENGTH OF	OPP. STRENGTH	TEAM	ADJ.	CONF.	ADJ CONF.
Average RPI Loss:	151	RECORD	PCT. RANK	GAMES	SCHEDULE	OF SCHEDULE	RPI	RPI	RPI	RPI
DIV. I ONLY	13- 12	157	5- 5	322	203	211	211	27	27	
DIV. I NON-CONF.	5- 7	198	0- 0	269	107	186	186	25	25	
TOTALS	RPI 1-25	RPI 26-50	W-L RECORDS	RPI 51-100	RPI 101-150	RPI 150+				
13- 12	0- 2	0- 1	OVERALL	0- 3	0- 0	13- 6				
5- 3	0- 0	0- 0	HOME	0- 1	0- 0	5- 2				
7- 8	0- 2	0- 1	AWAY	0- 2	0- 0	7- 3				
1- 1	0- 0	0- 0	NEUTRAL	0- 0	0- 0	1- 1				
5- 7	0- 2	0- 1	NON-CONFERENCE	0- 2	0- 0	5- 2				
1- 0	0- 0	0- 0	HOME	0- 0	0- 0	1- 0				
3- 6	0- 2	0- 1	AWAY	0- 2	0- 0	3- 1				
1- 1	0- 0	0- 0	NEUTRAL	0- 0	0- 0	1- 1				
8- 5	0- 0	0- 0	CONFERENCE	0- 1	0- 0	8- 4				
4- 3	0- 0	0- 0	HOME	0- 1	0- 0	4- 2				
4- 2	0- 0	0- 0	AWAY	0- 0	0- 0	4- 2				
0- 0	0- 0	0- 0	NEUTRAL	0- 0	0- 0	0- 0				

RPI 1-25				RPI 26-50				RPI 51-100				RPI 101+ Team's RPI: 211			
RPI	S	Opponent	Score	RPI	S	Opponent	Score	RPI	S	Opponent	Score	RPI	S	Opponent	Score
16	A	Syracuse	32 91	43	A	Kansas St.	43 61	85	A	TCU	67 71	162	N	East Carolina	59 70
24	A	Oklahoma St.	54 78					86	A	Eastern Mich.	56 78	193	N	Cal Poly	66 58
								97	H	New Mexico St.	57 68	204	A	Utah Valley	57 71
												204	H	Utah Valley	61 48
												219	A	CSU Bakersfield	66 80
												219	H	CSU Bakersfield	60 46
												242	A	Grand Canyon	68 66
												242	H	Grand Canyon	52 28
												263	A	Seattle	76 71
												263	H	Seattle	71 74
												266	A	UC Santa Barbara	62 60
												282	A	Houston	55 45
												296	A	UMKC	62 53
												296	H	UMKC	57 59
												314	A	A&M-Corpus Christi	46 49
												333	A	Incarinate Word	68 50
												333	H	Incarinate Word	60 47
												340	A	Chicago St.	64 56
												340	H	Chicago St.	78 56
LAST 12 Division I GAMES:															
340	H	Chicago St.	78 56	97	H	New Mexico St.	57 68	263	H	Seattle	71 74				
219	A	CSU Bakersfield	66 80	219	H	CSU Bakersfield	60 46	296	A	UMKC	62 53				
263	A	Seattle	76 71	296	H	UMKC	57 59	340	A	Chicago St.	64 56				
296	H	UMKC	57 59	204	A	Utah Valley	57 71	204	H	Utah Valley	61 48				
242	A	Grand Canyon	68 66												

Non-Div I Games: Concordia (TX) 90 44 Evangel 75 60 Texas Lutheran 90 38

UTRGV

Loss, Non-Conf, S Site, H Home A Away N Neutral

Average RPI Win:	216	WON-LOST	WINNING	LAST 10	STRENGTH OF	OPP. STRENGTH	TEAM	ADJ.	CONF.	ADJ CONF.
Average RPI Loss:	139	RECORD	PCT. RANK	GAMES	SCHEDULE	OF SCHEDULE	RPI	RPI	RPI	RPI
DIV. I ONLY	7- 18	286	3- 7	132	144	260	260	12	12	
DIV. I NON-CONF.	2- 6	272	0- 0	50	254	233	233	11	11	
TOTALS	RPI 1-25	RPI 26-50	W-L RECORDS	RPI 51-100	RPI 101-150	RPI 150+				
7- 18	0- 2	0- 2	OVERALL	0- 3	1- 1	6- 10				
6- 6	0- 0	0- 0	HOME	0- 2	1- 1	5- 3				
1- 12	0- 2	0- 2	AWAY	0- 1	0- 0	1- 7				
0- 0	0- 0	0- 0	NEUTRAL	0- 0	0- 0	0- 0				
2- 6	0- 1	0- 1	NON-CONFERENCE	0- 1	0- 1	2- 2				
2- 2	0- 0	0- 0	HOME	0- 0	0- 1	2- 1				
0- 4	0- 1	0- 1	AWAY	0- 1	0- 0	0- 1				
0- 0	0- 0	0- 0	NEUTRAL	0- 0	0- 0	0- 0				
5- 12	0- 1	0- 1	CONFERENCE	0- 2	1- 0	4- 8				
4- 4	0- 0	0- 0	HOME	0- 2	1- 0	3- 2				
1- 8	0- 1	0- 1	AWAY	0- 0	0- 0	1- 6				
0- 0	0- 0	0- 0	NEUTRAL	0- 0	0- 0	0- 0				

RPI 1-25				RPI 26-50				RPI 51-100				RPI 101+ Team's RPI: 260			
RPI	S	Opponent	Score	RPI	S	Opponent	Score	RPI	S	Opponent	Score	RPI	S	Opponent	Score
6	A	Texas	53 90	33	A	Oklahoma	41 80	62	H	Middle Tenn.	63 74	143	H	UT Arlington	47 51
22	A	UTEP	55 62	42	A	Western Ky.	65 72	71	A	Abilene Christian	60 79	148	H	UAB	54 52
								82	H	Charlotte	54 64	152	A	Marshall	76 80
												154	A	Southern Miss.	53 65
												154	H	Southern Miss.	47 41
												155	H	Old Dominion	70 67
												171	A	Louisiana Tech	66 75
												171	H	Louisiana Tech	72 82
												180	A	Fla. Atlantic	51 64
												180	H	Fla. Atlantic	57 54
												212	A	Texas St.	64 72
												221	A	Rice	48 49
												236	A	North Texas	58 68
												243	H	Texas Southern	44 59
												246	H	Houston Baptist	79 50
												309	A	FIU	63 52
												309	H	FIU	54 59
												322	H	Illinois St.	77 51
LAST 12 Division I GAMES:															
155	H	Old Dominion	70 67	152	A	Marshall	76 80								
82	H	Charlotte	54 64	42	A	Western Ky.	65 72								
154	A	Southern Miss.	53 65	154	H	Southern Miss.	47 41								
171	A	Louisiana Tech	66 75	171	H	Louisiana Tech	72 82								
309	H	FIU	54 59	180	A	Fla. Atlantic	51 64								
180	H	Fla. Atlantic	57 54	309	A	FIU	63 52								

Non-Div I Games: Howard Payne 106 65 Tex. A&M-Kingsville88 51

UTSA

Loss, Non-Conf, S Site, H Home A Away N Neutral

Average RPI Win:	149	WON-LOST	WINNING	LAST 10	STRENGTH OF	OPP. STRENGTH	TEAM	ADJ.	CONF.	ADJ CONF.
Average RPI Loss:	34	RECORD	PCT. RANK	GAMES	SCHEDULE	OF SCHEDULE	RPI	RPI	RPI	RPI
DIV. I ONLY	16- 13	145	4- 6	36	16	81	81	1	1	
DIV. I NON-CONF.	8- 3	77	0- 0	117	120	88	88	1	1	
TOTALS	RPI 1-25	RPI 26-50	W-L RECORDS	RPI 51-100	RPI 101-150	RPI 150+				
16- 13	0- 7	1- 2	OVERALL	5- 3	3- 1	7- 0				
11- 5	0- 3	1- 0	HOME	3- 2	2- 0	5- 0				
5- 6	0- 4	0- 1	AWAY	2- 1	1- 0	2- 0				
0- 2	0- 0	0- 1	NEUTRAL	0- 0	0- 1	0- 0				
8- 3	0- 1	0- 1	NON-CONFERENCE	1- 0	2- 1	5- 0				
7- 0	0- 0	0- 0	HOME	1- 0	2- 0	4- 0				
1- 1	0- 1	0- 0	AWAY	0- 0	0- 0	1- 0				
0- 2	0- 0	0- 1	NEUTRAL	0- 0	0- 1	0- 0				
8- 10	0- 6	1- 1	CONFERENCE	4- 3	1- 0	2- 0				
4- 5	0- 3	1- 0	HOME	2- 2	0- 0	1- 0				
4- 5	0- 3	0- 1	AWAY	2- 1	1- 0	1- 0				
0- 0	0- 0	0- 0	NEUTRAL	0- 0	0- 0	0- 0				

RPI 1-25				RPI 26-50				RPI 51-100 Team's RPI: 81				RPI 101+			
RPI	S	Opponent	Score	RPI	S	Opponent	Score	RPI	S	Opponent	Score	RPI	S	Opponent	Score
7	A	Stanford	52 72	32	A	Washington	60 73	55	H	Southern California	59 70	115	N	Boston College	51 76
7	H	Stanford	54 72	32	H	Washington	88 83	57	H	South Dakota	66 59	125	A	Arizona	60 55
8	A	Arizona St.	60 80	33	N	Oklahoma	55 70	70	A	Oregon	58 69	126	H	Fresno St.	78 63
9	A	Oregon St.	53 72					70	H	Oregon	65 77	131	H	Creighton	74 58
9	H	Oregon St.	53 62					88	A	Washington St.	75 69	186	H	George Mason	74 62
10	H	UCLA	63 69					88	H	Washington St.	73 71	189	A	Colorado	76 68
15	A	BYU	59 73					92	A	California	84 79	189	H	Colorado	71 55
								92	H	California	72 66	190	H	UC Davis	88 58
												218	A	Utah St.	64 61
												286	H	Lamar	71 67
												299	H	CSUN	97 56
LAST 12 Division I GAMES:															
88	A	Washington St.	75 69	189	A	Colorado	76 68								
32	A	Washington	60 73	189	H	Colorado	71 55								
7	H	Stanford	54 72	10	H	UCLA	63 69								
92	H	California	72 66	55	H	Southern California	59 70								
9	A	Oregon St.	53 72	70	H	Oregon	65 77								
70	A	Oregon	58 69	9	H	Oregon St.	53 62								

Non-Div I Games:

Utah

■ Loss,
 ■ Non-Conf,
 ■ S Site,
 ■ H Home
 ■ A Away
 N Neutral

Average RPI Win:	251	WON-LOST	WINNING	LAST 10	STRENGTH OF	OPP. STRENGTH	TEAM	ADJ.	CONF.	ADJ CONF.
Average RPI Loss:	143	RECORD	PCT. RANK	GAMES	SCHEDULE	OF SCHEDULE	RPI	RPI	RPI	RPI
DIV. I ONLY	10- 15	229	4- 6	181	192	218	218	19	19	
DIV. I NON-CONF.	3- 6	234	0- 0	167	142	212	212	20	20	
TOTALS	RPI 1-25	RPI 26-50	W-L RECORDS	RPI 51-100	RPI 101-150	RPI 150+				
10- 15	0- 1	0- 2	OVERALL	0- 1	0- 1	10- 10				
5- 6	0- 0	0- 1	HOME	0- 1	0- 1	5- 3				
4- 9	0- 1	0- 1	AWAY	0- 0	0- 0	4- 7				
1- 0	0- 0	0- 0	NEUTRAL	0- 0	0- 0	1- 0				
3- 6	0- 1	0- 0	NON-CONFERENCE	0- 1	0- 0	3- 4				
1- 2	0- 0	0- 0	HOME	0- 1	0- 0	1- 1				
1- 4	0- 1	0- 0	AWAY	0- 0	0- 0	1- 3				
1- 0	0- 0	0- 0	NEUTRAL	0- 0	0- 0	1- 0				
7- 9	0- 0	0- 2	CONFERENCE	0- 0	0- 1	7- 6				
4- 4	0- 0	0- 1	HOME	0- 0	0- 1	4- 2				
3- 5	0- 0	0- 1	AWAY	0- 0	0- 0	3- 4				
0- 0	0- 0	0- 0	NEUTRAL	0- 0	0- 0	0- 0				

RPI 1-25				RPI 26-50				RPI 51-100				RPI 101+ Team's RPI: 218			
RPI	S	Opponent	Score	RPI	S	Opponent	Score	RPI	S	Opponent	Score	RPI	S	Opponent	Score
15	A	BYU	69 81	45	A	Colorado St.	64 91	81	H	Utah	61 64	126	H	Fresno St.	61 67
				45	H	Colorado St.	49 69					151	A	Boise St.	78 84
												151	H	Boise St.	58 63
												161	H	Pacific	78 70
												172	A	Montana	70 86
												174	H	Sacramento St.	86 95
												183	A	New Mexico	70 73
												183	H	New Mexico	72 56
												185	A	Northern Colo.	60 74
												194	A	San Jose St.	65 83
												194	H	San Jose St.	74 86
												203	A	UNLV	38 46
												204	A	Utah Valley	76 72
												233	A	Idaho St.	67 81
												237	H	Wyoming	84 75
												247	A	San Diego St.	55 36
												247	H	San Diego St.	72 59
												253	N	Tennessee St.	63 46
												316	A	Nevada	79 66
												316	H	Nevada	70 55
												343	A	Air Force	66 53
LAST 12 Division I GAMES:															
194	A	San Jose St.	65 83	151	H	Boise St.	58 63								
316	H	Nevada	70 55	316	A	Nevada	79 66								
126	H	Fresno St.	61 67	247	H	San Diego St.	72 59								
45	A	Colorado St.	64 91	203	A	UNLV	38 46								
183	A	New Mexico	70 73	45	H	Colorado St.	49 69								
237	H	Wyoming	84 75	343	A	Air Force	66 53								

Non-Div I Games: Westminster (UT) 74 67 Haskell 90 63

Utah St.

Loss, Non-Conf, S Site, H Home A Away N Neutral

Utah Valley

Through Games Of Feb. 28, 2016

Average RPI Win:	260	WON-LOST	WINNING	LAST 10	STRENGTH OF	OPP. STRENGTH	TEAM	ADJ.	CONF.	ADJ CONF.
Average RPI Loss:	163	RECORD	PCT. RANK	GAMES	SCHEDULE	OF SCHEDULE	RPI	RPI	RPI	RPI
DIV. I ONLY	13- 13	166	8- 2	236	292	204	204	27	27	
DIV. I NON-CONF.	5- 8	209	0- 0	161	303	204	204	25	25	
TOTALS	RPI 1-25	RPI 26-50	W-L RECORDS	RPI 51-100	RPI 101-150	RPI 150+				
13- 13	0- 1	0- 0	OVERALL	1- 3	0- 1	12- 8				
7- 5	0- 0	0- 0	HOME	1- 1	0- 0	6- 4				
6- 7	0- 1	0- 0	AWAY	0- 2	0- 0	6- 4				
0- 1	0- 0	0- 0	NEUTRAL	0- 0	0- 1	0- 0				
5- 8	0- 1	0- 0	NON-CONFERENCE	1- 1	0- 1	4- 5				
2- 3	0- 0	0- 0	HOME	1- 0	0- 0	1- 3				
3- 4	0- 1	0- 0	AWAY	0- 1	0- 0	3- 2				
0- 1	0- 0	0- 0	NEUTRAL	0- 0	0- 1	0- 0				
8- 5	0- 0	0- 0	CONFERENCE	0- 2	0- 0	8- 3				
5- 2	0- 0	0- 0	HOME	0- 1	0- 0	5- 1				
3- 3	0- 0	0- 0	AWAY	0- 1	0- 0	3- 2				
0- 0	0- 0	0- 0	NEUTRAL	0- 0	0- 0	0- 0				

RPI 1-25				RPI 26-50				RPI 51-100				RPI 101+ Team's RPI: 204			
RPI	S	Opponent	Score	RPI	S	Opponent	Score	RPI	S	Opponent	Score	RPI	S	Opponent	Score
15	A	BYU	62 78					70	A	Oregon	68 79	144	N	Alabama	60 67
								97	A	New Mexico St.	68 73	151	A	Boise St.	72 70
								97	H	New Mexico St.	53 59	182	A	Eastern Wash.	64 68
								98	H	San Francisco	94 88	190	H	UC Davis	55 59
												196	A	Weber St.	56 61
												211	A	UTRGV	48 61
												211	H	UTRGV	71 57
												218	H	Utah St.	72 76
												219	A	CSU Bakersfield	54 61
												219	H	CSU Bakersfield	72 53
												233	H	Idaho St.	47 56
												242	H	Grand Canyon	53 61
												256	A	Omaha	74 59
												263	A	Seattle	61 44
												263	H	Seattle	79 48
												296	A	UMKC	58 44
												296	H	UMKC	79 71
												316	A	Nevada	73 65
												328	H	Southern Utah	70 58
												340	A	Chicago St.	69 62
												340	H	Chicago St.	74 46
LAST 12 Division I GAMES:															
263	H	Seattle	79 48	219	A	CSU Bakersfield	54 61								
296	A	UMKC	58 44	263	A	Seattle	61 44								
340	A	Chicago St.	69 62	340	H	Chicago St.	74 46								
219	H	CSU Bakersfield	72 53	296	H	UMKC	79 71								
97	H	New Mexico St.	53 59	242	H	Grand Canyon	53 61								
211	H	UTRGV	71 57	211	A	UTRGV	48 61								

Non-Div I Games: Bethesda (CA) 91 64 Dixie St. 77 63

Utah Valley

Loss, Non-Conf, S Site, H Home A Away N Neutral

VCU				STRENGTH OF SCHEDULE	OPP. STRENGTH OF SCHEDULE	TEAM RPI	ADJ. RPI	CONF. RPI	ADJ CONF. RPI
Average RPI Win:	181	WON-LOST RECORD	WINNING PCT. RANK						
Average RPI Loss:	119		LAST 10 GAMES						
DIV. I ONLY	21- 8	59	8- 2	142	123	84	84	7	7
DIV. I NON-CONF.	11- 2	28	0- 0	139	279	50	50	8	8
TOTALS	RPI 1-25	RPI 26-50	W-L RECORDS	RPI 51-100	RPI 101-150	RPI 150+			
21- 8	1- 1	2- 0	OVERALL	1- 2	1- 2	16- 3			
11- 4	0- 1	1- 0	HOME	0- 2	0- 0	10- 1			
10- 3	1- 0	1- 0	AWAY	1- 0	1- 0	6- 1			
0- 1	0- 0	0- 0	NEUTRAL	0- 0	0- 1	0- 0			
11- 2	1- 0	0- 0	NON-CONFERENCE	0- 0	1- 2	9- 0			
7- 0	0- 0	0- 0	HOME	0- 0	0- 0	7- 0			
4- 1	1- 0	0- 0	AWAY	0- 0	1- 1	2- 0			
0- 1	0- 0	0- 0	NEUTRAL	0- 0	0- 1	0- 0			
10- 6	0- 1	2- 0	CONFERENCE	1- 2	0- 0	7- 3			
4- 4	0- 1	1- 0	HOME	0- 2	0- 0	3- 1			
6- 2	0- 0	1- 0	AWAY	1- 0	0- 0	4- 2			
0- 0	0- 0	0- 0	NEUTRAL	0- 0	0- 0	0- 0			

RPI 1-25				RPI 26-50				RPI 51-100				Team's RPI: 84	RPI 101+			
RPI	S	Opponent	Score	RPI	S	Opponent	Score	RPI	S	Opponent	Score		RPI	S	Opponent	Score
8	A	Arizona St.	57 48	29	H	St. Bonaventure	52 47	54	H	Saint Louis	72 77		104	N	Toledo	61 80
23	H	Duquesne	67 71	38	A	George Washington	79 68	71	A	Dayton	74 72		114	A	IUPUI	69 70
								99	H	Saint Joseph's	63 66		119	A	Iona	74 58
													155	H	Old Dominion	74 54
													168	H	Fordham	61 51
													176	A	Davidson	74 59
													176	H	Davidson	50 56
													186	A	George Mason	54 70
													186	H	George Mason	65 34
													198	H	William & Mary	73 47
													199	A	Richmond	50 62
													199	H	Richmond	53 42
													209	A	Massachusetts	74 66
													215	A	N.C. A&T	64 49
													216	A	Rhode Island	49 36
													223	H	Furman	67 45
													248	A	High Point	69 39
													255	H	Coppin St.	73 42
													262	H	UNCW	58 45
													268	H	Campbell	57 34
													276	A	La Salle	84 76
													287	H	UMES	63 39
LAST 12 Division I GAMES:																
176	A	Davidson	74 59	29	H	St. Bonaventure	52 47	23	H	Duquesne	67 71					
186	H	George Mason	65 34	168	H	Fordham	61 51	199	H	Richmond	53 42					
38	A	George Washington	79 68	186	A	George Mason	54 70	176	H	Davidson	50 56					
216	A	Rhode Island	49 36													
199	A	Richmond	50 62													
276	A	La Salle	84 76													

Non-Div I Games:

VCU

■ Loss,
 ■ Non-Conf, S Site,
 ■ Home
 ■ Away
 N Neutral

Valparaiso

Through Games Of Feb. 28, 2016

Average RPI Win: 180	WON-LOST	WINNING	LAST 10	STRENGTH OF	OPP. STRENGTH	TEAM	ADJ.	CONF.	ADJ CONF.
Average RPI Loss: 128	RECORD	PCT. RANK	GAMES	SCHEDULE	OF SCHEDULE	RPI	RPI	RPI	RPI
DIV. I ONLY	5- 19	310	2- 8	46	145	244	244	14	14
DIV. I NON-CONF.	1- 7	318	0- 0	43	56	248	248	16	16
TOTALS	RPI 1-25	RPI 26-50	W-L RECORDS	RPI 51-100	RPI 101-150	RPI 150+			
5- 19	0- 4	0- 0	OVERALL	0- 1	3- 9	2- 5			
4- 9	0- 2	0- 0	HOME	0- 0	2- 5	2- 2			
1- 9	0- 2	0- 0	AWAY	0- 1	1- 4	0- 2			
0- 1	0- 0	0- 0	NEUTRAL	0- 0	0- 0	0- 1			
1- 7	0- 2	0- 0	NON-CONFERENCE	0- 1	1- 1	0- 3			
1- 3	0- 1	0- 0	HOME	0- 0	1- 1	0- 1			
0- 3	0- 1	0- 0	AWAY	0- 1	0- 0	0- 1			
0- 1	0- 0	0- 0	NEUTRAL	0- 0	0- 0	0- 1			
4- 12	0- 2	0- 0	CONFERENCE	0- 0	2- 8	2- 2			
3- 6	0- 1	0- 0	HOME	0- 0	1- 4	2- 1			
1- 6	0- 1	0- 0	AWAY	0- 0	1- 4	0- 1			
0- 0	0- 0	0- 0	NEUTRAL	0- 0	0- 0	0- 0			

RPI 1-25				RPI 26-50				RPI 51-100				RPI 101+ Team's RPI: 244			
RPI	S	Opponent	Score	RPI	S	Opponent	Score	RPI	S	Opponent	Score	RPI	S	Opponent	Score
1	H	Notre Dame	54 110					77	A	San Diego	60 76	105	A	Wright St.	63 80
14	A	Louisville	42 75									105	H	Wright St.	54 65
21	A	Green Bay	42 81									124	H	Akron	74 85
21	H	Green Bay	35 71									129	A	Youngstown St.	66 87
												129	H	Youngstown St.	65 60
												140	A	Northern Ky.	61 60
												140	H	Northern Ky.	50 68
												147	H	SIUE	69 56
												149	A	Detroit	65 85
												149	H	Detroit	66 72
												150	A	Milwaukee	60 82
												150	H	Milwaukee	60 70
												185	N	Northern Colo.	63 77
												195	A	Butler	53 72
												213	A	Oakland	77 87
												213	H	Oakland	81 66
												232	H	Ill.-Chicago	50 54
												272	H	Cleveland St.	66 59
												274	H	Miami (OH)	72 75
LAST 12 Division I GAMES:															
129	A	Youngstown St.	66 87	105	H	Wright St.	54 65								
21	H	Green Bay	35 71	232	H	Ill.-Chicago	50 54								
150	H	Milwaukee	60 70	129	H	Youngstown St.	65 60								
149	A	Detroit	65 85	272	H	Cleveland St.	66 59								
213	A	Oakland	77 87	150	A	Milwaukee	60 82								
140	H	Northern Ky.	50 68	21	A	Green Bay	42 81								

Non-Div I Games: Ind.-Northwest 79 57 Cardinal Stritch 63 62 Ind.-Kokomo 88 22

Valparaiso

Loss, Non-Conf, S Site, H Home A Away N Neutral

Average RPI Win:	153	WON-LOST	WINNING	LAST 10	STRENGTH OF	OPP. STRENGTH	TEAM	ADJ.	CONF.	ADJ CONF.
Average RPI Loss:	48	RECORD	PCT. RANK	GAMES	SCHEDULE	OF SCHEDULE	RPI	RPI	RPI	RPI
DIV. I ONLY	16- 13	145	2- 8	26	52	79	79	2	2	
DIV. I NON-CONF.	11- 2	28	0- 0	115	215	30	30	2	2	
TOTALS	RPI 1-25	RPI 26-50	W-L RECORDS	RPI 51-100	RPI 101-150	RPI 150+				
16- 13	1- 7	2- 2	OVERALL	3- 2	3- 1	7- 1				
10- 6	0- 4	1- 2	HOME	1- 0	2- 0	6- 0				
5- 7	1- 3	1- 0	AWAY	1- 2	1- 1	1- 1				
1- 0	0- 0	0- 0	NEUTRAL	1- 0	0- 0	0- 0				
11- 2	0- 1	1- 0	NON-CONFERENCE	3- 1	0- 0	7- 0				
8- 0	0- 0	1- 0	HOME	1- 0	0- 0	6- 0				
2- 2	0- 1	0- 0	AWAY	1- 1	0- 0	1- 0				
1- 0	0- 0	0- 0	NEUTRAL	1- 0	0- 0	0- 0				
5- 11	1- 6	1- 2	CONFERENCE	0- 1	3- 1	0- 1				
2- 6	0- 4	0- 2	HOME	0- 0	2- 0	0- 0				
3- 5	1- 2	1- 0	AWAY	0- 1	1- 1	0- 1				
0- 0	0- 0	0- 0	NEUTRAL	0- 0	0- 0	0- 0				

RPI S	Opponent	Score	RPI S	Opponent	Score	RPI S	Opponent	Score	RPI S	Opponent	Score
4	H South Carolina	61 71	26	H Georgia	58 64	65	A Auburn	45 53	118	H LSU	58 42
12	A Kentucky	71 69	27	H Mississippi St.	61 66	71	A Dayton	56 81	134	A Arkansas	56 57
12	H Kentucky	55 71	41	A Missouri	56 52	78	A Drexel	74 64	144	A Alabama	54 48
17	H Texas A&M	63 75	44	H Ohio	62 59	89	H UT Martin	64 61	144	H Alabama	67 52
18	A Florida	67 79				97	N New Mexico St.	71 45	156	H ETSU	65 39
21	A Green Bay	56 58							168	A Fordham	53 40
25	A Tennessee	49 58							169	H Troy	97 43
25	H Tennessee	51 69							173	A Ole Miss	52 55
									228	H Presbyterian	56 38
									265	H Austin Peay	73 56
									343	H Air Force	86 29
									349	H Mississippi Val.	89 39
LAST 12 Division I GAMES:											
41	A Missouri	56 52	134	A Arkansas	56 57						
27	H Mississippi St.	61 66	65	A Auburn	45 53						
17	H Texas A&M	63 75	26	H Georgia	58 64						
18	A Florida	67 79	12	A Kentucky	71 69						
12	H Kentucky	55 71	144	H Alabama	67 52						
25	H Tennessee	51 69	25	A Tennessee	49 58						

Non-Div I Games:

Vanderbilt

■ Loss,
■ Non-Conf, S Site,
■ Home
■ Away
N Neutral

Average RPI Win: 262	WON-LOST	WINNING	LAST 10	STRENGTH OF	OPP. STRENGTH	TEAM	ADJ.	CONF.	ADJ CONF.
Average RPI Loss: 184	RECORD	PCT. RANK	GAMES	SCHEDULE	OF SCHEDULE	RPI	RPI	RPI	RPI
DIV. I ONLY	9- 20	272	3- 7	256	291	283	283	16	16
DIV. I NON-CONF.	5- 8	209	0- 0	298	348	272	272	18	18
TOTALS	RPI 1-25	RPI 26-50	W-L RECORDS	RPI 51-100	RPI 101-150	RPI 150+			
9- 20	0- 0	0- 0	OVERALL	0- 5	0- 0	9- 15			
4- 9	0- 0	0- 0	HOME	0- 3	0- 0	4- 6			
5- 11	0- 0	0- 0	AWAY	0- 2	0- 0	5- 9			
0- 0	0- 0	0- 0	NEUTRAL	0- 0	0- 0	0- 0			
5- 8	0- 0	0- 0	NON-CONFERENCE	0- 1	0- 0	5- 7			
2- 3	0- 0	0- 0	HOME	0- 1	0- 0	2- 2			
3- 5	0- 0	0- 0	AWAY	0- 0	0- 0	3- 5			
0- 0	0- 0	0- 0	NEUTRAL	0- 0	0- 0	0- 0			
4- 12	0- 0	0- 0	CONFERENCE	0- 4	0- 0	4- 8			
2- 6	0- 0	0- 0	HOME	0- 2	0- 0	2- 4			
2- 6	0- 0	0- 0	AWAY	0- 2	0- 0	2- 4			
0- 0	0- 0	0- 0	NEUTRAL	0- 0	0- 0	0- 0			

RPI S	Opponent	Score	RPI S	Opponent	Score	RPI S	Opponent	Score	RPI S	Opponent	Score	Team's RPI: 283
						52	A Albany (NY)	43 72	160	A Stony Brook	59 73	
						52	H Albany (NY)	40 75	160	H Stony Brook	44 37	
						69	A Maine	51 63	167	A Delaware	60 71	
						69	H Maine	41 62	178	A UMBC	48 85	
						83	H Quinnipiac	65 77	178	H UMBC	60 74	
									201	H Sacred Heart	53 51	
									205	A Hartford	50 52	
									205	H Hartford	47 51	
									213	H Oakland	68 74	
									214	A Brown	54 71	
									230	A Dartmouth	56 54	
									234	A Binghamton	52 66	
									234	H Binghamton	53 57	
									235	A Columbia	56 73	
									238	A Bryant	52 68	
									239	A New Hampshire	63 59	
									239	H New Hampshire	83 63	
									251	A Holy Cross	63 77	
									284	H Central Conn. St.	79 63	
									317	A UMass Lowell	59 51	
									317	H UMass Lowell	66 68	
									335	H St. Francis Brooklyn	55 59	
									344	A Boston U.	60 45	
									345	A NJIT	54 46	
LAST 12 Division I GAMES:												
160	H Stony Brook	44 37	52	H Albany (NY)	40 75							
239	A New Hampshire	63 59	69	A Maine	51 63							
178	H UMBC	60 74	160	A Stony Brook	59 73							
234	A Binghamton	52 66	239	H New Hampshire	83 63							
205	A Hartford	50 52	234	H Binghamton	53 57							
317	H UMass Lowell	66 68	317	A UMass Lowell	59 51							

Non-Div I Games:

Vermont

■ Loss,
■ Non-Conf,
S Site,
H Home
A Away
N Neutral

Average RPI Win:	138	WON-LOST	WINNING	LAST 10	STRENGTH OF	OPP. STRENGTH	TEAM	ADJ.	CONF.	ADJ CONF.
Average RPI Loss:	76	RECORD	PCT. RANK	GAMES	SCHEDULE	OF SCHEDULE	RPI	RPI	RPI	RPI
DIV. I ONLY	19- 10	82	7- 3	60	65	47	47	6	6	
DIV. I NON-CONF.	7- 4	110	1- 0	34	42	41	41	6	6	
TOTALS	RPI 1-25	RPI 26-50	W-L RECORDS	RPI 51-100	RPI 101-150	RPI 150+				
19- 10	1- 1	2- 4	OVERALL	7- 2	0- 2	9- 1				
9- 3	0- 1	2- 0	HOME	3- 1	0- 1	4- 0				
8- 6	1- 0	0- 3	AWAY	3- 1	0- 1	4- 1				
2- 1	0- 0	0- 1	NEUTRAL	1- 0	0- 0	1- 0				
7- 4	0- 0	1- 3	NON-CONFERENCE	2- 1	0- 0	4- 0				
3- 0	0- 0	1- 0	HOME	1- 0	0- 0	1- 0				
2- 3	0- 0	0- 2	AWAY	0- 1	0- 0	2- 0				
2- 1	0- 0	0- 1	NEUTRAL	1- 0	0- 0	1- 0				
12- 6	1- 1	1- 1	CONFERENCE	5- 1	0- 2	5- 1				
6- 3	0- 1	1- 0	HOME	2- 1	0- 1	3- 0				
6- 3	1- 0	0- 1	AWAY	3- 0	0- 1	2- 1				
0- 0	0- 0	0- 0	NEUTRAL	0- 0	0- 0	0- 0				

RPI 1-25				RPI 26-50				Team's RPI: 47				RPI 51-100				RPI 101+			
RPI	S	Opponent	Score	RPI	S	Opponent	Score	RPI	S	Opponent	Score	RPI	S	Opponent	Score	RPI	S	Opponent	Score
19	A	DePaul	64 60	35	H	Penn	66 46	56	A	St. John's (NY)	71 59	131	A	Creighton	48 53				
19	H	DePaul	47 75	36	A	Seton Hall	50 60	56	H	St. John's (NY)	58 54	131	H	Creighton	62 65				
				36	H	Seton Hall	55 45	58	A	Temple	55 61	157	A	Xavier	67 74				
				38	A	George Washington	70 78	78	N	Drexel	67 55	157	H	Xavier	58 55				
				49	A	North Carolina St.	64 70	94	A	Georgetown	63 60	174	N	Sacramento St.	78 54				
				50	N	St. Mary's (CA)	60 67	94	H	Georgetown	51 57	195	A	Butler	57 45				
								95	A	Marquette	82 75	195	H	Butler	66 46				
								95	H	Marquette	81 60	206	A	Lehigh	65 44				
								99	H	Saint Joseph's	55 49	241	H	Loyola Maryland	67 55				
												258	A	Providence	76 47				
												258	H	Providence	67 39				
												276	A	La Salle	67 56				
LAST 12 Division I GAMES:																			
195	H	Butler	66 46	19	H	DePaul	47 75	258	A	Providence	76 47	131	A	Creighton	48 53	35	H	Penn	66 46
157	H	Xavier	58 55	94	A	Georgetown	63 60	94	H	Georgetown	51 57	56	H	St. John's (NY)	58 54				
36	A	Seton Hall	50 60	56	A	St. John's (NY)	71 59												
95	H	Marquette	81 60																

Non-Div I Games:

Villanova

■ Loss,
■ Non-Conf,
■ S Site,
■ H Home
■ A Away
N Neutral

Virginia

Through Games Of Feb. 28, 2016

Average RPI Win:	182	WON-LOST	WINNING	LAST 10	STRENGTH OF	OPP. STRENGTH	TEAM	ADJ.	CONF.	ADJ CONF.
Average RPI Loss:	50	RECORD	PCT. RANK	GAMES	SCHEDULE	OF SCHEDULE	RPI	RPI	RPI	RPI
DIV. I ONLY	16- 14	155	3- 7	64	58	101	101	4	4	
DIV. I NON-CONF.	10- 4	86	0- 0	191	140	117	117	5	5	
TOTALS	RPI 1-25	RPI 26-50	W-L RECORDS	RPI 51-100	RPI 101-150	RPI 150+				
16- 14	1- 6	1- 1	OVERALL	3- 4	3- 3	8- 0				
10- 6	0- 3	1- 0	HOME	0- 1	1- 2	8- 0				
5- 6	0- 3	0- 1	AWAY	3- 1	2- 1	0- 0				
1- 2	1- 0	0- 0	NEUTRAL	0- 2	0- 0	0- 0				
10- 4	1- 1	0- 0	NON-CONFERENCE	2- 3	0- 0	7- 0				
7- 1	0- 0	0- 0	HOME	0- 1	0- 0	7- 0				
2- 1	0- 1	0- 0	AWAY	2- 0	0- 0	0- 0				
1- 2	1- 0	0- 0	NEUTRAL	0- 2	0- 0	0- 0				
6- 10	0- 5	1- 1	CONFERENCE	1- 1	3- 3	1- 0				
3- 5	0- 3	1- 0	HOME	0- 0	1- 2	1- 0				
3- 5	0- 2	0- 1	AWAY	1- 1	2- 1	0- 0				
0- 0	0- 0	0- 0	NEUTRAL	0- 0	0- 0	0- 0				

RPI S	Opponent	Score	RPI S	Opponent	Score	RPI S	Opponent	Score	RPI S	Opponent	Score	Team's RPI: 101
1	H Notre Dame	46 74	34	H Miami (FL)	76 56	51	A Duke	52 67	108	A Virginia Tech	55 60	
5	A Ohio St.	73 93	49	A North Carolina St.	52 63	53	N Rutgers	48 60	108	H Virginia Tech	46 66	
13	A Florida St.	48 70				62	A Middle Tenn.	70 66	115	A Boston College	61 50	
14	A Louisville	59 74				64	H Iowa	73 85	130	H Pittsburgh	55 58	
14	H Louisville	41 59				65	A Auburn	69 52	132	A Wake Forest	52 50	
16	H Syracuse	57 91				73	A Georgia Tech	78 67	137	H North Carolina	72 68	
21	N Green Bay	68 59				80	N Tulane	62 67	199	H Richmond	71 51	
									250	H Clemson	65 48	
									255	H Coppin St.	75 40	
									257	H Bowling Green	68 39	
									298	H Charleston So.	85 65	
									320	H Longwood	81 46	
									345	H NJIT	81 54	
									347	H Norfolk St.	86 50	
LAST 12 Division I GAMES:												
108	A Virginia Tech	55 60	108	H Virginia Tech	46 66							
137	H North Carolina	72 68	51	A Duke	52 67							
250	H Clemson	65 48	49	A North Carolina St.	52 63							
14	A Louisville	59 74	130	H Pittsburgh	55 58							
115	A Boston College	61 50	13	A Florida St.	48 70							
16	H Syracuse	57 91	73	A Georgia Tech	78 67							

Non-Div I Games:

Virginia

■ Loss,
■ Non-Conf, S Site,
■ Home
■ Away
N Neutral

Average RPI Win:	194	WON-LOST	WINNING	LAST 10	STRENGTH OF	OPP. STRENGTH	TEAM	ADJ.	CONF.	ADJ CONF.
Average RPI Loss:	54	RECORD	PCT. RANK	GAMES	SCHEDULE	OF SCHEDULE	RPI	RPI	RPI	RPI
DIV. I ONLY	17- 12	123	3- 7	102	62	108	108	4	4	
DIV. I NON-CONF.	12- 1	9	0- 0	288	184	75	75	5	5	
TOTALS	RPI 1-25	RPI 26-50	W-L RECORDS	RPI 51-100	RPI 101-150	RPI 150+				
17- 12	1- 4	0- 3	OVERALL	0- 3	5- 2	11- 0				
13- 5	0- 0	0- 2	HOME	0- 2	2- 1	11- 0				
4- 7	1- 4	0- 1	AWAY	0- 1	3- 1	0- 0				
0- 0	0- 0	0- 0	NEUTRAL	0- 0	0- 0	0- 0				
12- 1	1- 0	0- 0	NON-CONFERENCE	0- 1	1- 0	10- 0				
10- 0	0- 0	0- 0	HOME	0- 0	0- 0	10- 0				
2- 1	1- 0	0- 0	AWAY	0- 1	1- 0	0- 0				
0- 0	0- 0	0- 0	NEUTRAL	0- 0	0- 0	0- 0				
5- 11	0- 4	0- 3	CONFERENCE	0- 2	4- 2	1- 0				
3- 5	0- 0	0- 2	HOME	0- 2	2- 1	1- 0				
2- 6	0- 4	0- 1	AWAY	0- 0	2- 1	0- 0				
0- 0	0- 0	0- 0	NEUTRAL	0- 0	0- 0	0- 0				

RPI 1-25				RPI 26-50				RPI 51-100				RPI 101+ Team's RPI: 108			
RPI	S	Opponent	Score	RPI	S	Opponent	Score	RPI	S	Opponent	Score	RPI	S	Opponent	Score
1	A	Notre Dame	41 80	34	A	Miami (FL)	56 67	51	H	Duke	62 66	101	A	Virginia	66 46
13	A	Florida St.	50 68	34	H	Miami (FL)	45 57	73	H	Georgia Tech	34 51	101	H	Virginia	60 55
14	A	Louisville	45 56	49	H	North Carolina St.	61 72	94	A	Georgetown	56 73	115	H	Boston College	58 33
16	A	Syracuse	39 60									127	A	Penn St.	64 59
25	A	Tennessee	57 43									130	H	Pittsburgh	48 59
												132	A	Wake Forest	54 48
												137	A	North Carolina	67 71
												186	H	George Mason	80 63
												200	H	Radford	47 40
												223	H	Furman	59 30
												228	H	Presbyterian	58 44
												229	H	Col. of Charleston	81 47
												249	H	Morgan St.	73 33
												250	H	Clemson	79 49
												255	H	Coppin St.	72 39
												258	H	Providence	62 46
												302	H	Wofford	73 42
												319	H	Mt. St. Mary's	59 42
LAST 12 Division I GAMES:															
101	H	Virginia	60 55	101	A	Virginia	66 46	73	H	Georgia Tech	34 51	13	A	Florida St.	50 68
132	A	Wake Forest	54 48	34	A	Miami (FL)	56 67	34	H	Miami (FL)	45 57	1	A	Notre Dame	41 80
34	A	Miami (FL)	56 67	51	H	Duke	62 66	1	A	Notre Dame	41 80	49	H	North Carolina St.	61 72
51	H	Duke	62 66	130	H	Pittsburgh	48 59								
130	H	Pittsburgh	48 59	137	A	North Carolina	67 71								

Non-Div I Games:

Virginia Tech

■ Loss,
 ■ Non-Conf,
 ■ S Site,
 ■ H Home
 ■ A Away
 N Neutral

Average RPI Win:	325	WON-LOST	WINNING	LAST 10	STRENGTH OF	OPP. STRENGTH	TEAM	ADJ.	CONF.	ADJ CONF.
Average RPI Loss:	221	RECORD	PCT. RANK	GAMES	SCHEDULE	OF SCHEDULE	RPI	RPI	RPI	RPI
DIV. I ONLY	5- 23	315	3- 7	327	320	342	342	30	30	
DIV. I NON-CONF.	2- 9	296	0- 0	296	100	329	329	32	32	
TOTALS	RPI 1-25	RPI 26-50	W-L RECORDS	RPI 51-100	RPI 101-150	RPI 150+				
5- 23	0- 1	0- 1	OVERALL	0- 0	0- 1	5- 20				
3- 10	0- 0	0- 0	HOME	0- 0	0- 0	3- 10				
2- 13	0- 1	0- 1	AWAY	0- 0	0- 1	2- 10				
0- 0	0- 0	0- 0	NEUTRAL	0- 0	0- 0	0- 0				
2- 9	0- 1	0- 1	NON-CONFERENCE	0- 0	0- 1	2- 6				
2- 2	0- 0	0- 0	HOME	0- 0	0- 0	2- 2				
0- 7	0- 1	0- 1	AWAY	0- 0	0- 1	0- 4				
0- 0	0- 0	0- 0	NEUTRAL	0- 0	0- 0	0- 0				
3- 14	0- 0	0- 0	CONFERENCE	0- 0	0- 0	3- 14				
1- 8	0- 0	0- 0	HOME	0- 0	0- 0	1- 8				
2- 6	0- 0	0- 0	AWAY	0- 0	0- 0	2- 6				
0- 0	0- 0	0- 0	NEUTRAL	0- 0	0- 0	0- 0				

RPI S	Opponent	Score	RPI S	Opponent	Score	RPI S	Opponent	Score	RPI S	Opponent	Score	Team's RPI: 342
5	A Ohio St.	47 106	35	A Penn	50 78				130	A Pittsburgh	41 67	
									155	A Old Dominion	57 71	
									160	H Stony Brook	62 73	
									163	A Yale	60 78	
									173	H Ole Miss	49 86	
									201	A Sacred Heart	62 73	
									201	H Sacred Heart	73 77	
									210	A Robert Morris	44 64	
									210	H Robert Morris	49 79	
									235	A Columbia	48 67	
									238	A Bryant	67 94	
									238	H Bryant	71 82	
									261	A Saint Francis (PA)	78 93	
									261	H Saint Francis (PA)	74 87	
									284	A Central Conn. St.	64 63	
									284	H Central Conn. St.	52 62	
									315	A Fairleigh Dickinson	67 75	
									315	H Fairleigh Dickinson	57 73	
									319	A Mt. St. Mary's	55 64	
									319	H Mt. St. Mary's	50 59	
									326	H LIU Brooklyn	63 73	
									327	H Lafayette	69 48	
									329	A Delaware St.	44 66	
									335	A St. Francis Brooklyn	82 78	
									335	H St. Francis Brooklyn	70 53	
									345	H NJIT	76 53	
LAST 12 Division I GAMES:												
210	H	Robert Morris	49	79	315	H	Fairleigh Dickinson	57	73			
315	A	Fairleigh Dickinson	67	75	335	A	St. Francis Brooklyn	82	78			
284	A	Central Conn. St.	64	63	319	A	Mt. St. Mary's	55	64			
261	H	Saint Francis (PA)	74	87	335	H	St. Francis Brooklyn	70	53			
238	A	Bryant	67	94	201	H	Sacred Heart	73	77			
319	H	Mt. St. Mary's	50	59	326	H	LIU Brooklyn	63	73			

Non-Div I Games:

Wagner

Wake Forest

Through Games Of Feb. 28, 2016

Average RPI Win:	178	WON-LOST	WINNING	LAST 10	STRENGTH OF	OPP. STRENGTH	TEAM	ADJ.	CONF.	ADJ CONF.
Average RPI Loss:	67	RECORD	PCT. RANK	GAMES	SCHEDULE	OF SCHEDULE	RPI	RPI	RPI	RPI
DIV. I ONLY	15- 14	164	5- 5	112	29	132	132	4	4	
DIV. I NON-CONF.	9- 4	95	0- 0	310	90	184	184	5	5	
TOTALS	RPI 1-25	RPI 26-50	W-L RECORDS	RPI 51-100	RPI 101-150	RPI 150+				
15- 14	0- 4	1- 3	OVERALL	1- 3	5- 2	8- 2				
9- 7	0- 3	1- 0	HOME	1- 1	3- 2	4- 1				
5- 6	0- 1	0- 3	AWAY	0- 2	2- 0	3- 0				
1- 1	0- 0	0- 0	NEUTRAL	0- 0	0- 0	1- 1				
9- 4	0- 0	0- 1	NON-CONFERENCE	0- 1	2- 0	7- 2				
6- 2	0- 0	0- 0	HOME	0- 1	2- 0	4- 1				
2- 1	0- 0	0- 1	AWAY	0- 0	0- 0	2- 0				
1- 1	0- 0	0- 0	NEUTRAL	0- 0	0- 0	1- 1				
6- 10	0- 4	1- 2	CONFERENCE	1- 2	3- 2	1- 0				
3- 5	0- 3	1- 0	HOME	1- 0	1- 2	0- 0				
3- 5	0- 1	0- 2	AWAY	0- 2	2- 0	1- 0				
0- 0	0- 0	0- 0	NEUTRAL	0- 0	0- 0	0- 0				

RPI 1-25				RPI 26-50				RPI 51-100				RPI 101+ Team's RPI: 132			
RPI	S	Opponent	Score	RPI	S	Opponent	Score	RPI	S	Opponent	Score	RPI	S	Opponent	Score
1	H	Notre Dame	52 86	34	A	Miami (FL)	60 71	51	A	Duke	68 95	101	H	Virginia	50 52
13	H	Florida St.	55 96	41	A	Missouri	81 94	51	H	Duke	64 58	108	H	Virginia Tech	48 54
14	A	Louisville	54 78	49	A	North Carolina St.	47 64	73	A	Georgia Tech	51 66	115	A	Boston College	65 59
16	H	Syracuse	65 91	49	H	North Carolina St.	63 58	91	H	Belmont	64 78	118	H	LSU	60 57

Non-Div I Games:

Wake Forest

■ Loss,
 ■ Non-Conf,
 ■ S Site,
 ■ H Home
 ■ A Away
 N Neutral

Average RPI Win:	126	WON-LOST	WINNING	LAST 10	STRENGTH OF	OPP. STRENGTH	TEAM	ADJ.	CONF.	ADJ CONF.
Average RPI Loss:	27	RECORD	PCT. RANK	GAMES	SCHEDULE	OF SCHEDULE	RPI	RPI	RPI	RPI
DIV. I ONLY	20- 9	71	5- 5	23	13	32	32	1	1	
DIV. I NON-CONF.	9- 2	37	0- 0	46	110	35	35	1	1	
TOTALS	RPI 1-25	RPI 26-50	W-L RECORDS	RPI 51-100	RPI 101-150	RPI 150+				
20- 9	1- 6	1- 1	OVERALL	8- 2	4- 0	6- 0				
12- 4	1- 2	1- 1	HOME	4- 1	1- 0	5- 0				
7- 4	0- 3	0- 0	AWAY	4- 1	2- 0	1- 0				
1- 1	0- 1	0- 0	NEUTRAL	0- 0	1- 0	0- 0				
9- 2	0- 1	1- 1	NON-CONFERENCE	2- 0	2- 0	4- 0				
6- 1	0- 0	1- 1	HOME	1- 0	0- 0	4- 0				
2- 0	0- 0	0- 0	AWAY	1- 0	1- 0	0- 0				
1- 1	0- 1	0- 0	NEUTRAL	0- 0	1- 0	0- 0				
11- 7	1- 5	0- 0	CONFERENCE	6- 2	2- 0	2- 0				
6- 3	1- 2	0- 0	HOME	3- 1	1- 0	1- 0				
5- 4	0- 3	0- 0	AWAY	3- 1	1- 0	1- 0				
0- 0	0- 0	0- 0	NEUTRAL	0- 0	0- 0	0- 0				

RPI 1-25				RPI 26-50				Team's RPI: 32				RPI 51-100				RPI 101+			
RPI	S	Opponent	Score	RPI	S	Opponent	Score	RPI	S	Opponent	Score	RPI	S	Opponent	Score	RPI	S	Opponent	Score
7	A	Stanford	53 69	33	H	Oklahoma	68 71	55	A	Southern California	61 53	125	A	Arizona	74 52				
8	A	Arizona St.	57 77	48	H	UC Riverside	78 43	55	H	Southern California	69 60	125	H	Arizona	63 47				
8	H	Arizona St.	61 68					57	A	South Dakota	77 64	126	A	Fresno St.	89 79				
9	H	Oregon St.	53 61					67	H	Santa Clara	100 55	141	N	Texas Tech	77 73				
10	A	UCLA	59 63					70	H	Oregon	63 75	189	A	Colorado	76 74				
10	H	UCLA	64 56					81	A	Utah	83 88	189	H	Colorado	68 47				
16	N	Syracuse	62 66					81	H	Utah	73 60	196	H	Weber St.	69 56				
								88	A	Washington St.	79 64	247	H	San Diego St.	80 51				
								88	H	Washington St.	69 63	263	H	Seattle	96 55				
								92	A	California	75 65	285	H	Portland	83 65				
LAST 12 Division I GAMES:																			
189	H	Colorado	68 47	70	H	Oregon	63 75												
81	H	Utah	73 60	9	H	Oregon St.	53 61												
8	A	Arizona St.	57 77	92	A	California	75 65												
125	A	Arizona	74 52	7	A	Stanford	53 69												
10	A	UCLA	59 63	88	H	Washington St.	69 63												
55	A	Southern California	61 53	55	H	Southern California	69 60												

Non-Div I Games:

Washington

■ Loss,
 ■ Non-Conf, S Site,
 ■ Home
 ■ Away
 N Neutral

Average RPI Win: 165		WON-LOST	WINNING	LAST 10	STRENGTH OF	OPP. STRENGTH	TEAM	ADJ.	CONF.	ADJ CONF.
Average RPI Loss: 38		RECORD	PCT. RANK	GAMES	SCHEDULE	OF SCHEDULE	RPI	RPI	RPI	RPI
DIV. I ONLY		14- 15	179	2- 8	52	10	88	88	1	1
DIV. I NON-CONF.		9- 2	37	0- 0	121	105	26	26	1	1
TOTALS		RPI 1-25	RPI 26-50		W-L RECORDS		RPI 51-100	RPI 101-150	RPI 150+	
14- 15	0- 7	0- 3		OVERALL		2- 5	4- 0	8- 0		
7- 6	0- 3	0- 1		HOME		1- 2	2- 0	4- 0		
6- 9	0- 4	0- 2		AWAY		1- 3	2- 0	3- 0		
1- 0	0- 0	0- 0		NEUTRAL		0- 0	0- 0	1- 0		
9- 2	0- 1	0- 1		NON-CONFERENCE		1- 0	2- 0	6- 0		
4- 0	0- 0	0- 0		HOME		0- 0	1- 0	3- 0		
4- 2	0- 1	0- 1		AWAY		1- 0	1- 0	2- 0		
1- 0	0- 0	0- 0		NEUTRAL		0- 0	0- 0	1- 0		
5- 13	0- 6	0- 2		CONFERENCE		1- 5	2- 0	2- 0		
3- 6	0- 3	0- 1		HOME		1- 2	1- 0	1- 0		
2- 7	0- 3	0- 1		AWAY		0- 3	1- 0	1- 0		
0- 0	0- 0	0- 0		NEUTRAL		0- 0	0- 0	0- 0		

RPI 1-25				RPI 26-50				RPI 51-100				Team's RPI: 88				RPI 101+			
RPI	S	Opponent	Score	RPI	S	Opponent	Score	RPI	S	Opponent	Score	RPI	S	Opponent	Score	RPI	S	Opponent	Score
7	A	Stanford	52 69	32	A	Washington	63 69	55	A	Southern California	62 64	103	H	Gonzaga	55 48				
8	A	Arizona St.	39 61	32	H	Washington	64 79	55	H	Southern California	73 61	123	A	Hawaii	62 52				
8	H	Arizona St.	45 63	50	A	St. Mary's (CA)	71 75	70	H	Oregon	48 73	125	A	Arizona	62 61				
9	H	Oregon St.	45 54					77	A	San Diego	78 72	125	H	Arizona	67 46				
10	A	UCLA	61 73					81	A	Utah	71 73	151	A	Boise St.	57 52				
10	H	UCLA	73 75					81	H	Utah	69 75	165	H	Hampton	68 61				
24	A	Oklahoma St.	60 70					92	A	California	71 74	189	A	Colorado	74 66				
												189	H	Colorado	83 70				
												194	H	San Jose St.	95 80				
												225	A	Kansas	66 53				
												266	H	UC Santa Barbara	61 44				
												316	N	Nevada	70 57				
LAST 12 Division I GAMES:																			
				81	H	Utah	69 75	9	H	Oregon St.	45 54								
				189	H	Colorado	83 70	70	H	Oregon	48 73								
				125	A	Arizona	62 61	7	A	Stanford	52 69								
				8	A	Arizona St.	39 61	92	A	California	71 74								
				55	A	Southern California	62 64	32	A	Washington	63 69								
				10	A	UCLA	61 73	10	H	UCLA	73 75								

Non-Div I Games:

Washington St.

Loss, Non-Conf, S Site, H Home A Away N Neutral

Average RPI Win: 259	WON-LOST	WINNING	LAST 10	STRENGTH OF	OPP. STRENGTH	TEAM	ADJ.	CONF.	ADJ CONF.
Average RPI Loss: 144	RECORD	PCT. RANK	GAMES	SCHEDULE	OF SCHEDULE	RPI	RPI	RPI	RPI
DIV. I ONLY	16- 9	92	6- 4	344	139	196	196	20	20
DIV. I NON-CONF.	6- 3	99	0- 0	308	125	164	164	23	23
<hr/>									
TOTALS	RPI 1-25	RPI 26-50	W-L RECORDS	RPI 51-100	RPI 101-150	RPI 150+			
16- 9	0- 1	0- 1	OVERALL	0- 0	1- 2	15- 5			
6- 4	0- 1	0- 0	HOME	0- 0	0- 1	6- 2			
9- 5	0- 0	0- 1	AWAY	0- 0	1- 1	8- 3			
1- 0	0- 0	0- 0	NEUTRAL	0- 0	0- 0	1- 0			
6- 3	0- 1	0- 1	NON-CONFERENCE	0- 0	0- 0	6- 1			
1- 2	0- 1	0- 0	HOME	0- 0	0- 0	1- 1			
4- 1	0- 0	0- 1	AWAY	0- 0	0- 0	4- 0			
1- 0	0- 0	0- 0	NEUTRAL	0- 0	0- 0	1- 0			
10- 6	0- 0	0- 0	CONFERENCE	0- 0	1- 2	9- 4			
5- 2	0- 0	0- 0	HOME	0- 0	0- 1	5- 1			
5- 4	0- 0	0- 0	AWAY	0- 0	1- 1	4- 3			
0- 0	0- 0	0- 0	NEUTRAL	0- 0	0- 0	0- 0			

RPI 1-25				RPI 26-50				RPI 51-100				RPI 101+ Team's RPI: 196			
RPI	S	Opponent	Score	RPI	S	Opponent	Score	RPI	S	Opponent	Score	RPI	S	Opponent	Score
15	H	BYU	51 68	32	A	Washington	56 69					112	A	North Dakota	62 56
												112	H	North Dakota	78 85
												141	A	Montana St.	71 92
												172	A	Montana	75 84
												174	A	Sacramento St.	64 87
												174	H	Sacramento St.	77 66
												185	A	Northern Colo.	63 65
												185	H	Northern Colo.	82 79
												202	N	Stephen F. Austin	56 46
												204	H	Utah Valley	61 56
												229	H	Col. of Charleston	42 50
												233	A	Idaho St.	61 46
												233	H	Idaho St.	57 58
												236	A	North Texas	45 38
												285	A	Portland	57 55
												291	A	Northern Ariz.	76 56
												291	H	Northern Ariz.	95 88
												303	A	Denver	61 49
												318	A	Portland St.	75 58
												318	H	Portland St.	102 73
												328	A	Southern Utah	69 51
												328	H	Southern Utah	75 56
												336	A	Cal St. Fullerton	60 40
<hr/>															
LAST 12 Division I GAMES:															
172	A	Montana	75 84	112	H	North Dakota	78 85								
141	A	Montana St.	71 92	185	H	Northern Colo.	82 79								
291	H	Northern Ariz.	95 88	328	A	Southern Utah	69 51								
328	H	Southern Utah	75 56	291	A	Northern Ariz.	76 56								
318	A	Portland St.	75 58	233	H	Idaho St.	57 58								
174	A	Sacramento St.	64 87	174	H	Sacramento St.	77 66								

Non-Div I Games: Westminster (UT) 79 46 Bethesda (CA) 86 60

Weber St.

■ Loss,
■ Non-Conf,
■ S Site,
■ Home
■ A Away
N Neutral

West Virginia

Through Games Of Feb. 28, 2016

Average RPI Win:	155	WON-LOST	WINNING	LAST 10	STRENGTH OF	OPP. STRENGTH	TEAM	ADJ.	CONF.	ADJ CONF.
Average RPI Loss:	29	RECORD	PCT. RANK	GAMES	SCHEDULE	OF SCHEDULE	RPI	RPI	RPI	RPI
DIV. I ONLY	22- 8	58	6- 4	48	48	28	28	3	3	
DIV. I NON-CONF.	11- 2	28	0- 0	187	222	62	62	3	3	
TOTALS	RPI 1-25	RPI 26-50	W-L RECORDS	RPI 51-100	RPI 101-150	RPI 150+				
22- 8	1- 5	5- 1	OVERALL	3- 1	3- 1	10- 0				
13- 2	1- 2	2- 0	HOME	2- 0	2- 0	6- 0				
4- 5	0- 3	1- 1	AWAY	1- 0	1- 1	1- 0				
5- 1	0- 0	2- 0	NEUTRAL	0- 1	0- 0	3- 0				
11- 2	0- 0	2- 0	NON-CONFERENCE	1- 1	0- 1	8- 0				
6- 0	0- 0	0- 0	HOME	1- 0	0- 0	5- 0				
0- 1	0- 0	0- 0	AWAY	0- 0	0- 1	0- 0				
5- 1	0- 0	2- 0	NEUTRAL	0- 1	0- 0	3- 0				
11- 6	1- 5	3- 1	CONFERENCE	2- 0	3- 0	2- 0				
7- 2	1- 2	2- 0	HOME	1- 0	2- 0	1- 0				
4- 4	0- 3	1- 1	AWAY	1- 0	1- 0	1- 0				
0- 0	0- 0	0- 0	NEUTRAL	0- 0	0- 0	0- 0				

RPI 1-25				RPI 26-50				Team's RPI: 28				RPI 51-100				RPI 101+			
RPI	S	Opponent	Score	RPI	S	Opponent	Score	RPI	S	Opponent	Score	RPI	S	Opponent	Score	RPI	S	Opponent	Score
2	A	Baylor	64 69	33	A	Oklahoma	54 57	55	N	Southern California	67 78	103	A	Gonzaga	57 62				
2	H	Baylor	61 71	33	H	Oklahoma	63 55	85	A	TCU	97 84	110	H	Iowa St.	57 47				
6	A	Texas	50 73	37	N	James Madison	69 62	85	H	TCU	83 72	141	A	Texas Tech	69 42				
6	H	Texas	54 65	40	N	Indiana	75 64	93	H	Elon	67 57	141	H	Texas Tech	79 57				
24	A	Oklahoma St.	51 63	43	A	Kansas St.	72 53					152	N	Marshall	66 60				
24	H	Oklahoma St.	82 48	43	H	Kansas St.	64 44					163	N	Yale	70 60				
								</											

Average RPI Win:	304	WON-LOST	WINNING	LAST 10	STRENGTH OF	OPP. STRENGTH	TEAM	ADJ.	CONF.	ADJ CONF.
Average RPI Loss:	168	RECORD	PCT. RANK	GAMES	SCHEDULE	OF SCHEDULE	RPI	RPI	RPI	RPI
DIV. I ONLY	4- 21	322	3- 7	157	286	301	301	17	17	
DIV. I NON-CONF.	1- 10	330	0- 0	147	345	306	306	15	15	
TOTALS	RPI 1-25	RPI 26-50	W-L RECORDS	RPI 51-100	RPI 101-150	RPI 150+				
4- 21	0- 0	0- 3	OVERALL	0- 1	0- 5	4- 12				
2- 7	0- 0	0- 1	HOME	0- 0	0- 3	2- 3				
1- 14	0- 0	0- 2	AWAY	0- 1	0- 2	1- 9				
1- 0	0- 0	0- 0	NEUTRAL	0- 0	0- 0	1- 0				
1- 10	0- 0	0- 1	NON-CONFERENCE	0- 1	0- 1	1- 7				
0- 2	0- 0	0- 0	HOME	0- 0	0- 1	0- 1				
0- 8	0- 0	0- 1	AWAY	0- 1	0- 0	0- 6				
1- 0	0- 0	0- 0	NEUTRAL	0- 0	0- 0	1- 0				
3- 11	0- 0	0- 2	CONFERENCE	0- 0	0- 4	3- 5				
2- 5	0- 0	0- 1	HOME	0- 0	0- 2	2- 2				
1- 6	0- 0	0- 1	AWAY	0- 0	0- 2	1- 3				
0- 0	0- 0	0- 0	NEUTRAL	0- 0	0- 0	0- 0				

RPI 1-25				RPI 26-50				RPI 51-100				RPI 101+				Team's RPI: 301	
RPI	S	Opponent	Score	RPI	S	Opponent	Score	RPI	S	Opponent	Score	RPI	S	Opponent	Score		
				46	A	Chattanooga	59 77	51	A	Duke	47 84	109	A	Samford	52 57		
				46	H	Chattanooga	51 65					109	H	Samford	42 59		
				49	A	North Carolina St.	55 86					111	A	Mercer	42 63		
												111	H	Mercer	88 92		
												136	H	UNC Asheville	45 67		
												156	A	ETSU	62 74		
												156	H	ETSU	43 45		
												176	A	Davidson	51 64		
												187	A	Eastern Ky.	62 91		
												208	A	USC Upstate	59 68		
												223	A	Furman	56 71		
												223	H	Furman	76 83		
												264	H	Bethune-Cookman	59 66		
												268	A	Campbell	66 73		
												289	A	Kennesaw St.	53 65		
												294	N	Florida A&M	69 53		
												298	A	Charleston So.	59 80		
												302	A	Wofford	71 72		
												302	H	Wofford	74 72		
												310	A	UNCG	84 80		
												310	H	UNCG	84 72		
LAST 12 Division I GAMES:																	
				310	A	UNCG	84 80					111	A	Mercer	42 63		
				223	A	Furman	56 71					310	H	UNCG	84 72		
				302	A	Wofford	71 72					302	H	Wofford	74 72		
				46	H	Chattanooga	51 65					223	H	Furman	76 83		
				156	H	ETSU	43 45					156	A	ETSU	62 74		
				109	A	Samford	52 57					46	A	Chattanooga	59 77		

Non-Div I Games: Anderson (SC) 72 55 Brevard 68 60 Warren Wilson 106 52

Western Caro.

Loss, Non-Conf, S Site, H Home A Away N Neutral

Average RPI Win: 284	WON-LOST	WINNING	LAST 10	STRENGTH OF	OPP. STRENGTH	TEAM	ADJ.	CONF.	ADJ CONF.
Average RPI Loss: 131	RECORD	PCT. RANK	GAMES	SCHEDULE	OF SCHEDULE	RPI	RPI	RPI	RPI
DIV. I ONLY	13- 14	183	4- 6	277	224	231	231	18	18
DIV. I NON-CONF.	5- 6	180	0- 0	305	262	246	246	19	19
TOTALS	RPI 1-25	RPI 26-50	W-L RECORDS	RPI 51-100	RPI 101-150	RPI 150+			
13- 14	0- 0	0- 1	OVERALL	0- 5	2- 4	11- 4			
7- 5	0- 0	0- 0	HOME	0- 2	2- 1	5- 2			
5- 8	0- 0	0- 1	AWAY	0- 3	0- 3	5- 1			
1- 1	0- 0	0- 0	NEUTRAL	0- 0	0- 0	1- 1			
5- 6	0- 0	0- 1	NON-CONFERENCE	0- 1	1- 1	4- 3			
2- 2	0- 0	0- 0	HOME	0- 0	1- 0	1- 2			
2- 3	0- 0	0- 1	AWAY	0- 1	0- 1	2- 0			
1- 1	0- 0	0- 0	NEUTRAL	0- 0	0- 0	1- 1			
8- 8	0- 0	0- 0	CONFERENCE	0- 4	1- 3	7- 1			
5- 3	0- 0	0- 0	HOME	0- 2	1- 1	4- 0			
3- 5	0- 0	0- 0	AWAY	0- 2	0- 2	3- 1			
0- 0	0- 0	0- 0	NEUTRAL	0- 0	0- 0	0- 0			

RPI S	Opponent	Score	RPI S	Opponent	Score	RPI S	Opponent	Score	RPI S	Opponent	Score	Team's RPI: 231
43	A Kansas St.	45 84	57	A South Dakota	50 86	112	A North Dakota	67 78				
			57	H South Dakota	77 102	114	A IUPUI	87 96				
			60	A South Dakota St.	63 85	114	H IUPUI	60 68				
			60	H South Dakota St.	65 66	145	A Oral Roberts	55 79				
			64	A Iowa	81 96	145	H Oral Roberts	72 61				
						147	H SIUE	78 74				
						224	H Southeast Mo. St.	84 89				
						232	H Ill.-Chicago	70 78				
						256	A Omaha	66 79				
						256	H Omaha	74 55				
						264	N Bethune-Cookman	75 59				
						293	N Towson	77 83				
						303	A Denver	80 69				
						303	H Denver	63 60				
						313	A IPFW	78 74				
						313	H IPFW	88 87				
						322	A Illinois St.	79 64				
						323	A North Dakota St.	94 82				
						323	H North Dakota St.	100 89				
						338	A Eastern Ill.	92 69				
						340	H Chicago St.	88 50				
LAST 12 Division I GAMES:												
60	H South Dakota St.	65 66	313	H IPFW	88 87							
323	H North Dakota St.	100 89	256	H Omaha	74 55							
145	A Oral Roberts	55 79	57	H South Dakota	77 102							
57	A South Dakota	50 86	60	A South Dakota St.	63 85							
303	A Denver	80 69	323	A North Dakota St.	94 82							
114	A IUPUI	87 96	303	H Denver	63 60							

Non-Div I Games: Ashford 86 58 Central Methodist 108 46

Western Ill.

Average RPI Win:	177	WON-LOST	WINNING	LAST 10	STRENGTH OF	OPP. STRENGTH	TEAM	ADJ.	CONF.	ADJ CONF.
Average RPI Loss:	80	RECORD	PCT. RANK	GAMES	SCHEDULE	OF SCHEDULE	RPI	RPI	RPI	RPI
DIV. I ONLY	21- 5	26	7- 3	135	97	42	42	12	12	
DIV. I NON-CONF.	8- 2	51	0- 0	216	91	57	57	11	11	
TOTALS	RPI 1-25	RPI 26-50	W-L RECORDS	RPI 51-100	RPI 101-150	RPI 150+				
21- 5	1- 1	0- 0	OVERALL	3- 3	3- 0	14- 1				
12- 1	1- 1	0- 0	HOME	3- 0	1- 0	7- 0				
8- 4	0- 0	0- 0	AWAY	0- 3	2- 0	6- 1				
1- 0	0- 0	0- 0	NEUTRAL	0- 0	0- 0	1- 0				
8- 2	1- 0	0- 0	NON-CONFERENCE	1- 1	1- 0	5- 1				
4- 0	1- 0	0- 0	HOME	1- 0	0- 0	2- 0				
3- 2	0- 0	0- 0	AWAY	0- 1	1- 0	2- 1				
1- 0	0- 0	0- 0	NEUTRAL	0- 0	0- 0	1- 0				
13- 3	0- 1	0- 0	CONFERENCE	2- 2	2- 0	9- 0				
8- 1	0- 1	0- 0	HOME	2- 0	1- 0	5- 0				
5- 2	0- 0	0- 0	AWAY	0- 2	1- 0	4- 0				
0- 0	0- 0	0- 0	NEUTRAL	0- 0	0- 0	0- 0				

RPI	S	Opponent	Score
14	H	Louisville	71 69
22	H	UTEP	78 85

RPI	S	Opponent	Score
-----	---	----------	-------

Team's RPI: 42

RPI	S	Opponent	Score
62	A	Middle Tenn.	75 83
62	H	Middle Tenn.	62 51
63	A	Ball St.	60 74
82	A	Charlotte	72 81
82	H	Charlotte	77 66
91	H	Belmont	80 65

RPI	S	Opponent	Score
143	A	UT Arlington	73 64
148	A	UAB	63 49
148	H	UAB	64 55
152	A	Marshall	80 76
152	H	Marshall	81 52
155	A	Old Dominion	85 74
155	H	Old Dominion	68 51
173	A	Ole Miss	53 59
180	A	Fla. Atlantic	81 62
186	N	George Mason	84 58
187	H	Eastern Ky.	76 60
221	H	Rice	52 49
229	A	Col. of Charleston	78 44
236	H	North Texas	65 53
260	H	UTSA	72 65
265	H	Austin Peay	88 69
309	A	FIU	71 69
332	A	Lipscomb	64 56

LAST 12 Division I GAMES:

148	H	UAB	64 55	260	H	UTSA	72 65
62	H	Middle Tenn.	62 51	62	A	Middle Tenn.	75 83
82	A	Charlotte	72 81	148	A	UAB	63 49
155	A	Old Dominion	85 74	82	H	Charlotte	77 66
152	A	Marshall	80 76	155	H	Old Dominion	68 51
22	H	UTEP	78 85	236	H	North Texas	65 53

Non-Div I Games: Alas. Anchorage 62 58

Western Ky.

■ Loss,
 ■ Non-Conf,
 ■ S Site,
 ■ Home
 ■ A Away
 N Neutral

Average RPI Win:	242	WON-LOST	WINNING	LAST 10	STRENGTH OF	OPP. STRENGTH	TEAM	ADJ.	CONF.	ADJ CONF.
Average RPI Loss:	84	RECORD	PCT. RANK	GAMES	SCHEDULE	OF SCHEDULE	RPI	RPI	RPI	RPI
DIV. I ONLY	13- 13	166	3- 7	131	146	138	138	11	11	
DIV. I NON-CONF.	6- 4	125	0- 0	152	182	108	108	13	13	
TOTALS	RPI 1-25	RPI 26-50	W-L RECORDS	RPI 51-100	RPI 101-150	RPI 150+				
13- 13	0- 1	0- 2	OVERALL	0- 6	3- 3	10- 1				
6- 4	0- 0	0- 0	HOME	0- 2	2- 1	4- 1				
6- 7	0- 1	0- 1	AWAY	0- 3	1- 2	5- 0				
1- 2	0- 0	0- 1	NEUTRAL	0- 1	0- 0	1- 0				
6- 4	0- 1	0- 1	NON-CONFERENCE	0- 1	1- 1	5- 0				
2- 0	0- 0	0- 0	HOME	0- 0	1- 0	1- 0				
3- 2	0- 1	0- 0	AWAY	0- 0	0- 1	3- 0				
1- 2	0- 0	0- 1	NEUTRAL	0- 1	0- 0	1- 0				
7- 9	0- 0	0- 1	CONFERENCE	0- 5	2- 2	5- 1				
4- 4	0- 0	0- 0	HOME	0- 2	1- 1	3- 1				
3- 5	0- 0	0- 1	AWAY	0- 3	1- 1	2- 0				
0- 0	0- 0	0- 0	NEUTRAL	0- 0	0- 0	0- 0				

RPI 1-25				RPI 26-50				RPI 51-100				RPI 101+ Team's RPI: 138			
RPI	S	Opponent	Score	RPI	S	Opponent	Score	RPI	S	Opponent	Score	RPI	S	Opponent	Score
20	A	Michigan St.	40 78	27	N	Mississippi St.	68 90	61	N	FGCU	42 60	104	A	Toledo	73 80
				44	A	Ohio	63 73	63	A	Ball St.	54 60	104	H	Toledo	68 80
								63	H	Ball St.	53 77	117	A	Northwestern	62 86
								74	A	Central Mich.	51 53	121	A	Buffalo	92 78
								74	H	Central Mich.	61 73	124	H	Akron	69 65
								86	A	Eastern Mich.	66 70	149	H	Detroit	70 66
												175	A	Loyola Chicago	68 45
												188	N	Gardner-Webb	71 44
												252	H	Northern Ill.	70 80
												257	A	Bowling Green	65 49
												257	H	Bowling Green	74 45
												274	H	Miami (OH)	80 66
												300	A	Bradley	72 59
												313	A	IPFW	70 48
												321	A	Kent St.	65 53
												321	H	Kent St.	73 52
												340	H	Chicago St.	65 56
LAST 12 Division I GAMES:															
74	H	Central Mich.	61 73	104	H	Toledo	68 80								
252	H	Northern Ill.	70 80	321	A	Kent St.	65 53								
63	A	Ball St.	54 60	74	A	Central Mich.	51 53								
124	H	Akron	69 65	63	H	Ball St.	53 77								
257	A	Bowling Green	65 49	121	A	Buffalo	92 78								
86	A	Eastern Mich.	66 70	274	H	Miami (OH)	80 66								

Non-Div I Games: Ferris St. 73 41 Wis.-Parkside 56 49

Western Mich.

Loss, Non-Conf, S Site, H Home A Away N Neutral

Average RPI Win:	252	WON-LOST	WINNING	LAST 10	STRENGTH OF	OPP. STRENGTH	TEAM	ADJ.	CONF.	ADJ CONF.
Average RPI Loss:	159	RECORD	PCT. RANK	GAMES	SCHEDULE	OF SCHEDULE	RPI	RPI	RPI	RPI
DIV. I ONLY	7- 20	292	3- 5	187	214	288	288	21	21	
DIV. I NON-CONF.	3- 8	258	1- 0	143	226	257	257	17	17	
TOTALS	RPI 1-25	RPI 26-50	W-L RECORDS	RPI 51-100	RPI 101-150	RPI 150+				
7- 20	0- 1	0- 2	OVERALL	0- 2	1- 6	6- 9				
5- 8	0- 1	0- 1	HOME	0- 1	1- 2	4- 3				
2- 11	0- 0	0- 1	AWAY	0- 1	0- 4	2- 5				
0- 1	0- 0	0- 0	NEUTRAL	0- 0	0- 0	0- 1				
3- 8	0- 1	0- 2	NON-CONFERENCE	0- 0	0- 1	3- 4				
2- 4	0- 1	0- 1	HOME	0- 0	0- 0	2- 2				
1- 3	0- 0	0- 1	AWAY	0- 0	0- 1	1- 1				
0- 1	0- 0	0- 0	NEUTRAL	0- 0	0- 0	0- 1				
4- 12	0- 0	0- 0	CONFERENCE	0- 2	1- 5	3- 5				
3- 4	0- 0	0- 0	HOME	0- 1	1- 2	2- 1				
1- 8	0- 0	0- 0	AWAY	0- 1	0- 3	1- 4				
0- 0	0- 0	0- 0	NEUTRAL	0- 0	0- 0	0- 0				

RPI 1-25				RPI 26-50				RPI 51-100				RPI 101+ Team's RPI: 288			
RPI	S	Opponent	Score	RPI	S	Opponent	Score	RPI	S	Opponent	Score	RPI	S	Opponent	Score
25	H	Tennessee	51 58	39	A	Arkansas St.	40 67	96	A	Missouri St.	45 74	106	A	Drake	59 81
				41	H	Missouri	37 57	96	H	Missouri St.	57 77	106	H	Drake	56 87
												107	A	UNI	48 69
												107	H	UNI	44 55
												128	A	Southern Ill.	66 80
												128	H	Southern Ill.	57 48
												131	A	Creighton	54 79
												175	A	Loyola Chicago	55 60
												175	H	Loyola Chicago	65 62
												182	H	Eastern Wash.	62 67
												199	N	Richmond	50 63
												215	H	N.C. A&T	55 53
												217	A	Indiana St.	33 59
												224	H	Southeast Mo. St.	62 66
												273	H	Prairie View	64 36
												278	A	Tennessee Tech	48 54
												300	A	Bradley	44 50
												300	H	Bradley	50 55
												309	A	FIU	76 62
												322	A	Illinois St.	49 70
												331	A	Evansville	44 31
												331	H	Evansville	58 50
LAST 12 Division I GAMES:															
309	A	FIU	76 62	107	A	UNI	48 69								
96	A	Missouri St.	45 74	106	A	Drake	59 81								
128	A	Southern Ill.	66 80	96	H	Missouri St.	57 77								
331	A	Evansville	44 31	331	H	Evansville	58 50								
175	H	Loyola Chicago	65 62	128	H	Southern Ill.	57 48								
300	H	Bradley	50 55	300	A	Bradley	44 50								

Non-Div I Games:

Wichita St.

■ Loss,
■ Non-Conf, S Site,
■ Home
■ Away
N Neutral

Average RPI Win:	245	WON-LOST	WINNING	LAST 10	STRENGTH OF	OPP. STRENGTH	TEAM	ADJ.	CONF.	ADJ CONF.
Average RPI Loss:	131	RECORD	PCT. RANK	GAMES	SCHEDULE	OF SCHEDULE	RPI	RPI	RPI	RPI
DIV. I ONLY	15- 13	152	3- 7	291	159	198	198	13	13	
DIV. I NON-CONF.	9- 2	37	0- 0	337	304	145	145	10	10	
TOTALS	RPI 1-25	RPI 26-50	W-L RECORDS	RPI 51-100	RPI 101-150	RPI 150+				
15- 13	0- 0	1- 1	OVERALL	0- 6	0- 0	14- 6				
9- 4	0- 0	1- 0	HOME	0- 2	0- 0	8- 2				
6- 9	0- 0	0- 0	AWAY	0- 0	0- 0	6- 2				
0- 0	0- 0	0- 0	NEUTRAL	0- 0	0- 0	0- 0				
9- 2	0- 0	0- 0	NON-CONFERENCE	0- 1	0- 0	9- 1				
5- 0	0- 0	0- 0	HOME	0- 0	0- 0	5- 0				
4- 2	0- 0	0- 0	AWAY	0- 1	0- 0	4- 1				
0- 0	0- 0	0- 0	NEUTRAL	0- 0	0- 0	0- 0				
6- 11	0- 0	1- 1	CONFERENCE	0- 5	0- 0	5- 5				
4- 4	0- 0	1- 0	HOME	0- 2	0- 0	3- 2				
2- 7	0- 0	0- 1	AWAY	0- 3	0- 0	2- 3				
0- 0	0- 0	0- 0	NEUTRAL	0- 0	0- 0	0- 0				

RPI S	Opponent	Score	RPI S	Opponent	Score	RPI S	Opponent	Score	RPI S	Opponent	Score	Team's RPI: 198
37	A James Madison	63 83	37	H James Madison	65 59	76	A Hofstra	45 75	155	H Old Dominion	75 64	
						76	H Hofstra	53 61	158	A Northeastern	68 69	
						78	A Drexel	53 69	158	H Northeastern	69 62	
						78	H Drexel	50 67	167	A Delaware	63 67	
						84	A VCU	47 73	167	H Delaware	53 69	
						93	A Elon	51 73	180	H Grambling	74 55	
									199	A Richmond	50 56	
									229	A Col. of Charleston	66 40	
									229	H Col. of Charleston	51 55	
									241	A Loyola Maryland	62 61	
									250	A Clemson	58 41	
									262	A UNCW	44 59	
									262	H UNCW	77 65	
									280	H American	62 51	
									293	A Towson	73 54	
									293	H Towson	78 65	
									302	H Wofford	75 55	
									319	A Mt. St. Mary's	76 74	
									329	A Delaware St.	65 59	
									347	H Norfolk St.	67 47	
LAST 12 Division I GAMES:												
78	A Drexel	53 69	262	A UNCW	44 59							
293	H Towson	78 65	93	A Elon	51 73							
229	A Col. of Charleston	66 40	158	H Northeastern	69 62							
37	A James Madison	63 83	229	H Col. of Charleston	51 55							
167	H Delaware	53 69	167	A Delaware	63 67							
76	H Hofstra	53 61	262	H UNCW	77 65							

Non-Div I Games:

William & Mary

■ Loss,
 ■ Non-Conf,
 ■ S Site,
 ■ H Home
 ■ A Away
 N Neutral

Average RPI Win:	269	WON-LOST	WINNING	LAST 10	STRENGTH OF	OPP. STRENGTH	TEAM	ADJ.	CONF.	ADJ CONF.
Average RPI Loss:	183	RECORD	PCT. RANK	GAMES	SCHEDULE	OF SCHEDULE	RPI	RPI	RPI	RPI
DIV. I ONLY	4- 23	327	2- 8	190	275	325	325	28	28	
DIV. I NON-CONF.	1- 8	320	0- 0	74	65	261	261	29	29	
TOTALS	RPI 1-25	RPI 26-50	W-L RECORDS	RPI 51-100	RPI 101-150	RPI 150+				
4- 23	0- 1	0- 2	OVERALL	0- 2	0- 4	4- 14				
4- 6	0- 0	0- 0	HOME	0- 0	0- 1	4- 5				
0- 16	0- 1	0- 1	AWAY	0- 2	0- 3	0- 9				
0- 1	0- 0	0- 1	NEUTRAL	0- 0	0- 0	0- 0				
1- 8	0- 1	0- 2	NON-CONFERENCE	0- 2	0- 1	1- 2				
1- 0	0- 0	0- 0	HOME	0- 0	0- 0	1- 0				
0- 7	0- 1	0- 1	AWAY	0- 2	0- 1	0- 2				
0- 1	0- 0	0- 1	NEUTRAL	0- 0	0- 0	0- 0				
3- 15	0- 0	0- 0	CONFERENCE	0- 0	0- 3	3- 12				
3- 6	0- 0	0- 0	HOME	0- 0	0- 1	3- 5				
0- 9	0- 0	0- 0	AWAY	0- 0	0- 2	0- 7				
0- 0	0- 0	0- 0	NEUTRAL	0- 0	0- 0	0- 0				

RPI 1-25				RPI 26-50				RPI 51-100				RPI 101+ Team's RPI: 325			
RPI	S	Opponent	Score	RPI	S	Opponent	Score	RPI	S	Opponent	Score	RPI	S	Opponent	Score
4	A	South Carolina	37 86	33	A	Oklahoma	48 78	51	A	Duke	50 78	116	A	Liberty	61 77
				44	N	Ohio	54 75	65	A	Auburn	33 76	124	A	Akron	59 76
												136	A	UNC Asheville	55 63
												136	H	UNC Asheville	59 67
												188	A	Gardner-Webb	52 70
												188	H	Gardner-Webb	81 62
												200	A	Radford	44 66
												200	H	Radford	38 67
												223	A	Furman	52 71
												228	A	Presbyterian	44 77
												228	H	Presbyterian	48 59
												229	A	Col. of Charleston	63 77
												248	A	High Point	60 80
												248	H	High Point	67 74
												268	A	Campbell	56 69
												268	H	Campbell	50 49
												271	H	Coastal Caro.	52 43
												298	A	Charleston So.	51 54
												298	H	Charleston So.	50 58
												320	A	Longwood	60 67
												320	H	Longwood	60 63
												348	H	N.C. Central	62 39
LAST 12 Division I GAMES:															
228	A	Presbyterian	44 77	136	H	UNC Asheville	59 67	298	H	Charleston So.	50 58				
200	H	Radford	38 67	320	A	Longwood	60 67	268	H	Campbell	50 49				
248	A	High Point	60 80	248	H	High Point	67 74	116	A	Liberty	61 77				
268	A	Campbell	56 69												
271	H	Coastal Caro.	52 43												
188	A	Gardner-Webb	52 70												

Non-Div I Games:

Winthrop

■ Loss,
■ Non-Conf, S Site,
■ Home
■ Away
N Neutral

Average RPI Win: 135	WON-LOST	WINNING	LAST 10	STRENGTH OF	OPP. STRENGTH	TEAM	ADJ.	CONF.	ADJ CONF.
Average RPI Loss: 72	RECORD	PCT. RANK	GAMES	SCHEDULE	OF SCHEDULE	RPI	RPI	RPI	RPI
DIV. I ONLY	7- 21	296	1- 9	19	26	177	177	5	5
DIV. I NON-CONF.	4- 6	201	0- 0	66	78	158	158	4	4
TOTALS	RPI 1-25	RPI 26-50	W-L RECORDS	RPI 51-100	RPI 101-150	RPI 150+			
7- 21	0- 7	1- 1	OVERALL	1- 8	2- 2	3- 3			
5- 9	0- 4	1- 0	HOME	1- 2	1- 2	2- 1			
1- 12	0- 3	0- 1	AWAY	0- 6	1- 0	0- 2			
1- 0	0- 0	0- 0	NEUTRAL	0- 0	0- 0	1- 0			
4- 6	0- 2	0- 0	NON-CONFERENCE	0- 2	1- 1	3- 1			
2- 3	0- 2	0- 0	HOME	0- 0	0- 1	2- 0			
1- 3	0- 0	0- 0	AWAY	0- 2	1- 0	0- 1			
1- 0	0- 0	0- 0	NEUTRAL	0- 0	0- 0	1- 0			
3- 15	0- 5	1- 1	CONFERENCE	1- 6	1- 1	0- 2			
3- 6	0- 2	1- 0	HOME	1- 2	1- 1	0- 1			
0- 9	0- 3	0- 1	AWAY	0- 4	0- 0	0- 1			
0- 0	0- 0	0- 0	NEUTRAL	0- 0	0- 0	0- 0			

RPI	S	Opponent	Score	RPI	S	Opponent	Score	RPI	S	Opponent	Score	RPI	S	Opponent	Score	Team's RPI: 177
5	A	Ohio St.	61 87	40	A	Indiana	57 67	53	A	Rutgers	41 61	106	H	Drake	70 89	
11	A	Maryland	77 83	40	H	Indiana	73 69	59	A	Purdue	48 68	117	H	Northwestern	53 71	
11	H	Maryland	65 90					59	H	Purdue	64 57	127	H	Penn St.	82 62	
18	H	Florida	75 91					64	H	Iowa	54 57	132	A	Wake Forest	64 51	
20	A	Michigan St.	67 77					68	A	Michigan	65 82	164	A	Illinois	65 71	
20	H	Michigan St.	54 77					71	A	Dayton	64 87	164	H	Illinois	56 76	
21	H	Green Bay	58 72					75	H	Minnesota	77 84	167	N	Delaware	54 52	
								90	A	Nebraska	62 75	171	H	Louisiana Tech	79 65	
								95	A	Marquette	61 77	247	A	San Diego St.	57 63	
												252	H	Northern Ill.	89 62	
LAST 12 Division I GAMES:																
59	A	Purdue	48 68	59	H	Purdue	64 57									
11	A	Maryland	77 83	5	A	Ohio St.	61 87									
117	H	Northwestern	53 71	20	H	Michigan St.	54 77									
164	H	Illinois	56 76	90	A	Nebraska	62 75									
40	A	Indiana	57 67	75	H	Minnesota	77 84									
68	A	Michigan	65 82	11	H	Maryland	65 90									

Non-Div I Games:

Wisconsin

■ Loss,
 ■ Non-Conf,
 ■ S Site,
 ■ H Home
 ■ A Away
 N Neutral

Average RPI Win: 293	WON-LOST	WINNING	LAST 10	STRENGTH OF	OPP. STRENGTH	TEAM	ADJ.	CONF.	ADJ CONF.
Average RPI Loss: 167	RECORD	PCT. RANK	GAMES	SCHEDULE	OF SCHEDULE	RPI	RPI	RPI	RPI
DIV. I ONLY	7- 19	289	2- 8	238	290	302	302	17	17
DIV. I NON-CONF.	4- 8	234	0- 0	244	349	283	283	15	15
TOTALS	RPI 1-25	RPI 26-50	W-L RECORDS	RPI 51-100	RPI 101-150	RPI 150+			
7- 19	0- 0	0- 2	OVERALL	0- 1	0- 6	7- 10			
6- 6	0- 0	0- 1	HOME	0- 0	0- 3	6- 2			
1- 13	0- 0	0- 1	AWAY	0- 1	0- 3	1- 8			
0- 0	0- 0	0- 0	NEUTRAL	0- 0	0- 0	0- 0			
4- 8	0- 0	0- 0	NON-CONFERENCE	0- 1	0- 2	4- 5			
4- 1	0- 0	0- 0	HOME	0- 0	0- 1	4- 0			
0- 7	0- 0	0- 0	AWAY	0- 1	0- 1	0- 5			
0- 0	0- 0	0- 0	NEUTRAL	0- 0	0- 0	0- 0			
3- 11	0- 0	0- 2	CONFERENCE	0- 0	0- 4	3- 5			
2- 5	0- 0	0- 1	HOME	0- 0	0- 2	2- 2			
1- 6	0- 0	0- 1	AWAY	0- 0	0- 2	1- 3			
0- 0	0- 0	0- 0	NEUTRAL	0- 0	0- 0	0- 0			

RPI 1-25				RPI 26-50				RPI 51-100				RPI 101+ Team's RPI: 302			
RPI	S	Opponent	Score	RPI	S	Opponent	Score	RPI	S	Opponent	Score	RPI	S	Opponent	Score
				46	A	Chattanooga	48 65	75	A	Minnesota	54 98	108	A	Virginia Tech	42 73
				46	H	Chattanooga	40 53					109	A	Samford	48 50
												109	H	Samford	39 58
												111	A	Mercer	32 80
												111	H	Mercer	61 70
												136	H	UNC Asheville	63 70
												156	A	ETSU	69 70
												156	H	ETSU	54 70
												188	A	Gardner-Webb	61 64
												198	A	William & Mary	55 75
												200	H	Radford	79 70
												223	A	Furman	64 70
												223	H	Furman	61 70
												271	A	Coastal Caro.	69 83
												289	H	Kennesaw St.	70 59
												295	H	Jacksonville St.	66 54
												298	A	Charleston So.	64 74
												301	A	Western Caro.	72 74
												301	H	Western Caro.	72 71
												308	A	South Carolina St.	47 60
												310	A	UNCG	58 56
												310	H	UNCG	104 64
												348	H	N.C. Central	60 37
LAST 12 Division I GAMES:															
				109	A	Samford	48 50					156	A	ETSU	69 70
				111	A	Mercer	32 80					109	H	Samford	39 58
				310	H	UNCG	104 64					111	H	Mercer	61 70
				301	H	Western Caro.	72 71					301	A	Western Caro.	72 74
				223	A	Furman	64 70					310	A	UNCG	58 56
				46	A	Chattanooga	48 65					223	H	Furman	61 70

Non-Div I Games: Montreat 83 48 Bluefield Col. 69 58

Wofford

Loss, Non-Conf, S Site, H Home A Away N Neutral

Average RPI Win:	223	WON-LOST	WINNING	LAST 10	STRENGTH OF	OPP. STRENGTH	TEAM	ADJ.	CONF.	ADJ CONF.
Average RPI Loss:	83	RECORD	PCT. RANK	GAMES	SCHEDULE	OF SCHEDULE	RPI	RPI	RPI	RPI
DIV. I ONLY	18- 9	77	5- 5	169	126	105	105	14	14	
DIV. I NON-CONF.	8- 3	77	0- 0	280	87	134	134	16	16	
TOTALS	RPI 1-25	RPI 26-50	W-L RECORDS	RPI 51-100	RPI 101-150	RPI 150+				
18- 9	0- 2	1- 2	OVERALL	0- 1	3- 4	14- 0				
8- 4	0- 1	0- 1	HOME	0- 0	1- 2	7- 0				
8- 4	0- 1	0- 1	AWAY	0- 0	2- 2	6- 0				
2- 1	0- 0	1- 0	NEUTRAL	0- 1	0- 0	1- 0				
8- 3	0- 0	1- 2	NON-CONFERENCE	0- 1	0- 0	7- 0				
4- 1	0- 0	0- 1	HOME	0- 0	0- 0	4- 0				
2- 1	0- 0	0- 1	AWAY	0- 0	0- 0	2- 0				
2- 1	0- 0	1- 0	NEUTRAL	0- 1	0- 0	1- 0				
10- 6	0- 2	0- 0	CONFERENCE	0- 0	3- 4	7- 0				
4- 3	0- 1	0- 0	HOME	0- 0	1- 2	3- 0				
6- 3	0- 1	0- 0	AWAY	0- 0	2- 2	4- 0				
0- 0	0- 0	0- 0	NEUTRAL	0- 0	0- 0	0- 0				

RPI 1-25				RPI 26-50				RPI 51-100				RPI 101+ Team's RPI: 105			
RPI	S	Opponent	Score	RPI	S	Opponent	Score	RPI	S	Opponent	Score	RPI	S	Opponent	Score
21	A	Green Bay	55 70	26	H	Georgia	57 63	64	N	Iowa	77 83	129	A	Youngstown St.	69 72
21	H	Green Bay	58 63	34	A	Miami (FL)	67 80					140	A	Northern Ky.	76 65
				38	N	George Washington	77 71					140	H	Northern Ky.	66 61
												149	A	Detroit	89 71
												149	H	Detroit	93 95
												150	A	Milwaukee	57 68
												150	H	Milwaukee	60 82
												187	A	Eastern Ky.	71 69
												195	H	Butler	66 53
												213	A	Oakland	77 72
												213	H	Oakland	79 63
												232	A	Ill.-Chicago	80 72
												232	H	Ill.-Chicago	73 62
												244	A	Valparaiso	65 54
												244	H	Valparaiso	80 63
												265	H	Austin Peay	77 56
												272	A	Cleveland St.	93 65
												282	N	Houston	75 61
												306	H	Southeastern La.	106 72
												321	A	Kent St.	73 68
												332	H	Lipscomb	92 65
LAST 12 Division I GAMES:															
150	A	Milwaukee	57 68	244	A	Valparaiso	65 54								
21	A	Green Bay	55 70	272	A	Cleveland St.	93 65								
149	H	Detroit	93 95	129	A	Youngstown St.	69 72								
213	H	Oakland	79 63	21	H	Green Bay	58 63								
140	A	Northern Ky.	76 65	150	H	Milwaukee	60 82								
232	A	Ill.-Chicago	80 72	213	A	Oakland	77 72								

Non-Div I Games: Mt. St. Joseph 117 26 Cincinnati Christian 107 44

Wright St.

Loss, Non-Conf, S Site, H Home A Away N Neutral

Wyoming

Through Games Of Feb. 28, 2016

Average RPI Win:	246	WON-LOST	WINNING	LAST 10	STRENGTH OF	OPP. STRENGTH	TEAM	ADJ.	CONF.	ADJ CONF.
Average RPI Loss:	158	RECORD	PCT. RANK	GAMES	SCHEDULE	OF SCHEDULE	RPI	RPI	RPI	RPI
DIV. I ONLY	12- 14	196	3- 7	237	241	237	237	19	19	
DIV. I NON-CONF.	6- 3	99	0- 0	197	285	125	125	20	20	
TOTALS	RPI 1-25	RPI 26-50	W-L RECORDS	RPI 51-100	RPI 101-150	RPI 150+				
12- 14	0- 0	0- 3	OVERALL	0- 0	1- 4	11- 7				
9- 5	0- 0	0- 2	HOME	0- 0	1- 1	8- 2				
3- 9	0- 0	0- 1	AWAY	0- 0	0- 3	3- 5				
0- 0	0- 0	0- 0	NEUTRAL	0- 0	0- 0	0- 0				
6- 3	0- 0	0- 1	NON-CONFERENCE	0- 0	1- 2	5- 0				
4- 1	0- 0	0- 1	HOME	0- 0	1- 0	3- 0				
2- 2	0- 0	0- 0	AWAY	0- 0	0- 2	2- 0				
0- 0	0- 0	0- 0	NEUTRAL	0- 0	0- 0	0- 0				
6- 11	0- 0	0- 2	CONFERENCE	0- 0	0- 2	6- 7				
5- 4	0- 0	0- 1	HOME	0- 0	0- 1	5- 2				
1- 7	0- 0	0- 1	AWAY	0- 0	0- 1	1- 5				
0- 0	0- 0	0- 0	NEUTRAL	0- 0	0- 0	0- 0				

RPI 1-25				RPI 26-50				RPI 51-100				RPI 101+				Team's RPI: 237	
RPI	S	Opponent	Score	RPI	S	Opponent	Score	RPI	S	Opponent	Score	RPI	S	Opponent	Score		
				45	A	Colorado St.	42 63					103	A	Gonzaga	57 61		
				45	H	Colorado St.	57 62					126	A	Fresno St.	52 64		
				50	H	St. Mary's (CA)	64 70					126	H	Fresno St.	42 49		
												139	A	Idaho	57 61		
												141	H	Montana St.	75 69		
												151	A	Boise St.	49 58		
												151	H	Boise St.	82 58		
												172	H	Montana	68 61		
												183	H	New Mexico	66 48		
												189	H	Colorado	77 68		
												194	H	San Jose St.	66 67		
												203	A	UNLV	37 66		
												203	H	UNLV	80 57		
												218	A	Utah St.	75 84		
												247	A	San Diego St.	40 53		
												247	H	San Diego St.	77 84		
												266	H	UC Santa Barbara	76 67		
												303	A	Denver	75 64		
												316	A	Nevada	65 68		
												316	H	Nevada	68 53		
												336	A	Cal St. Fullerton	61 56		
												343	A	Air Force	67 45		
												343	H	Air Force	84 56		
LAST 12 Division I GAMES:																	
				203	H	UNLV	80 57					343	H	Air Force	84 56		
				247	A	San Diego St.	40 53					45	A	Colorado St.	42 63		
				45	H	Colorado St.	57 62					126	H	Fresno St.	42 49		
				126	A	Fresno St.	52 64					151	A	Boise St.	49 58		
				151	H	Boise St.	82 58					316	A	Nevada	65 68		
				218	A	Utah St.	75 84					183	H	New Mexico	66 48		

Non-Div I Games: Chadron St. 81 53

Wyoming

■ Loss,
 ■ Non-Conf,
 ■ S Site,
 ■ Home
 ■ A Away
 N Neutral

Average RPI Win:	221	WON-LOST	WINNING	LAST 10	STRENGTH OF	OPP. STRENGTH	TEAM	ADJ.	CONF.	ADJ CONF.
Average RPI Loss:	60	RECORD	PCT. RANK	GAMES	SCHEDULE	OF SCHEDULE	RPI	RPI	RPI	RPI
DIV. I ONLY	17- 12	123	3- 7	210	78	157	157	6	6	
DIV. I NON-CONF.	9- 2	37	0- 0	335	243	187	187	6	6	
TOTALS	RPI 1-25	RPI 26-50	W-L RECORDS	RPI 51-100	RPI 101-150	RPI 150+				
17- 12	0- 2	1- 3	OVERALL	2- 6	1- 1	13- 0				
15- 4	0- 1	1- 1	HOME	2- 2	1- 0	11- 0				
2- 8	0- 0	0- 0	AWAY	0- 0	0- 0	2- 0				
0- 0	0- 0	0- 0	NEUTRAL	0- 0	0- 0	0- 0				
9- 2	0- 0	0- 0	NON-CONFERENCE	0- 2	0- 0	9- 0				
9- 1	0- 0	0- 0	HOME	0- 1	0- 0	9- 0				
0- 1	0- 0	0- 0	AWAY	0- 1	0- 0	0- 0				
0- 0	0- 0	0- 0	NEUTRAL	0- 0	0- 0	0- 0				
8- 10	0- 2	1- 3	CONFERENCE	2- 4	1- 1	4- 0				
6- 3	0- 1	1- 1	HOME	2- 1	1- 0	2- 0				
2- 7	0- 1	0- 2	AWAY	0- 3	0- 1	2- 0				
0- 0	0- 0	0- 0	NEUTRAL	0- 0	0- 0	0- 0				

RPI	S	Opponent	Score	RPI	S	Opponent	Score	RPI	S	Opponent	Score	RPI	S	Opponent	Score	Team's RPI: 157
19	A	DePaul	52 82	36	A	Seton Hall	66 82	56	A	St. John's (NY)	41 57	131	A	Creighton	47 74	
19	H	DePaul	53 70	36	H	Seton Hall	67 72	56	H	St. John's (NY)	56 69	131	H	Creighton	57 55	
				47	A	Villanova	55 58	62	H	Middle Tenn.	53 62	195	A	Butler	73 63	
				47	H	Villanova	74 67	68	A	Michigan	54 92	195	H	Butler	55 47	
								94	A	Georgetown	51 63	200	H	Radford	63 56	
								94	H	Georgetown	59 54	222	H	Cincinnati	65 56	
								95	A	Marquette	69 74	234	H	Binghamton	64 55	
								95	H	Marquette	71 66	258	A	Providence	62 54	
												258	H	Providence	72 47	
												278	H	Tennessee Tech	64 47	
												287	H	UMES	61 56	
												289	H	Kennesaw St.	62 59	
												306	H	Southeastern La.	67 27	
												331	H	Evansville	65 57	
												334	H	Howard	70 47	
LAST 12 Division I GAMES:																
94	A	Georgetown	51 63	131	H	Creighton	57 55									
47	A	Villanova	55 58	258	H	Providence	72 47									
36	H	Seton Hall	67 72	195	H	Butler	55 47									
56	H	St. John's (NY)	56 69	56	A	St. John's (NY)	41 57									
95	A	Marquette	69 74	36	A	Seton Hall	66 82									
19	A	DePaul	52 82	19	H	DePaul	53 70									

Non-Div I Games:

Xavier

Average RPI Win:	241	WON-LOST	WINNING	LAST 10	STRENGTH OF	OPP. STRENGTH	TEAM	ADJ.	CONF.	ADJ CONF.
Average RPI Loss:	89	RECORD	PCT. RANK	GAMES	SCHEDULE	OF SCHEDULE	RPI	RPI	RPI	RPI
DIV. I ONLY	11- 17	234	1- 9	63	171	163	163	10	10	
DIV. I NON-CONF.	8- 8	160	0- 0	103	201	146	146	12	12	
TOTALS	RPI 1-25	RPI 26-50	W-L RECORDS	RPI 51-100	RPI 101-150	RPI 150+				
11- 17	0- 0	0- 6	OVERALL	0- 6	1- 2	10- 3				
7- 5	0- 0	0- 2	HOME	0- 2	0- 0	7- 1				
2- 11	0- 0	0- 3	AWAY	0- 4	0- 2	2- 2				
2- 1	0- 0	0- 1	NEUTRAL	0- 0	1- 0	1- 0				
8- 8	0- 0	0- 2	NON-CONFERENCE	0- 4	1- 2	7- 0				
6- 1	0- 0	0- 0	HOME	0- 1	0- 0	6- 0				
0- 6	0- 0	0- 1	AWAY	0- 3	0- 2	0- 0				
2- 1	0- 0	0- 1	NEUTRAL	0- 0	1- 0	1- 0				
3- 9	0- 0	0- 4	CONFERENCE	0- 2	0- 0	3- 3				
1- 4	0- 0	0- 2	HOME	0- 1	0- 0	1- 1				
2- 5	0- 0	0- 2	AWAY	0- 1	0- 0	2- 2				
0- 0	0- 0	0- 0	NEUTRAL	0- 0	0- 0	0- 0				

RPI S	Opponent	Score	RPI S	Opponent	Score	RPI S	Opponent	Score	RPI S	Opponent	Score	Team's RPI: 163
			28 N	West Virginia	60 70	52 A	Albany (NY)	70 74	115 A	Boston College	60 73	
			31 A	Princeton	50 65	56 A	St. John's (NY)	56 69	119 N	Iona	63 48	
			31 H	Princeton	81 94	66 H	Army West Point	61 65	137 A	North Carolina	63 70	
			35 A	Penn	49 68	71 A	Dayton	75 81	159 A	Cornell	63 74	
			35 H	Penn	59 77	100 A	Harvard	63 65	160 H	Stony Brook	62 57	
			40 A	Indiana	60 76	100 H	Harvard	69 72	214 A	Brown	48 39	
									214 H	Brown	81 54	
									230 A	Dartmouth	65 62	
									230 H	Dartmouth	63 68	
									235 A	Columbia	71 77	
									239 H	New Hampshire	63 46	
									245 H	Manhattan	62 36	
									251 H	Holy Cross	69 59	
									315 N	Fairleigh Dickinson	77 58	
									322 H	Illinois St.	60 47	
									342 H	Wagner	78 60	
LAST 12 Division I GAMES:												
230 A	Dartmouth	65 62	159 A	Cornell	63 74							
100 A	Harvard	63 65	235 A	Columbia	71 77							
35 H	Penn	59 77	31 A	Princeton	50 65							
31 H	Princeton	81 94	35 A	Penn	49 68							
100 H	Harvard	69 72	214 A	Brown	48 39							
230 H	Dartmouth	63 68	214 H	Brown	81 54							

Non-Div I Games: Albertus Magnus 67 34

Yale

■ Loss,
■ Non-Conf,
■ S Site,
■ H Home
■ A Away
N Neutral

Average RPI Win:	204	WON-LOST	WINNING	LAST 10	STRENGTH OF	OPP. STRENGTH	TEAM	ADJ.	CONF.	ADJ CONF.
Average RPI Loss:	152	RECORD	PCT. RANK	GAMES	SCHEDULE	OF SCHEDULE	RPI	RPI	RPI	RPI
DIV. I ONLY	16- 9	92	5- 5	180	179	129	129	14	14	
DIV. I NON-CONF.	7- 2	57	0- 0	254	257	102	102	16	16	
TOTALS	RPI 1-25	RPI 26-50	W-L RECORDS	RPI 51-100	RPI 101-150	RPI 150+				
16- 9	0- 2	0- 0	OVERALL	1- 0	4- 4	11- 3				
10- 4	0- 1	0- 0	HOME	0- 0	2- 2	8- 1				
6- 5	0- 1	0- 0	AWAY	1- 0	2- 2	3- 2				
0- 0	0- 0	0- 0	NEUTRAL	0- 0	0- 0	0- 0				
7- 2	0- 0	0- 0	NON-CONFERENCE	1- 0	0- 2	6- 0				
5- 0	0- 0	0- 0	HOME	0- 0	0- 0	5- 0				
2- 2	0- 0	0- 0	AWAY	1- 0	0- 2	1- 0				
0- 0	0- 0	0- 0	NEUTRAL	0- 0	0- 0	0- 0				
9- 7	0- 2	0- 0	CONFERENCE	0- 0	4- 2	5- 3				
5- 4	0- 1	0- 0	HOME	0- 0	2- 2	3- 1				
4- 3	0- 1	0- 0	AWAY	0- 0	2- 0	2- 2				
0- 0	0- 0	0- 0	NEUTRAL	0- 0	0- 0	0- 0				

RPI	S	Opponent	Score	RPI	S	Opponent	Score	RPI	S	Opponent	Score	RPI	S	Opponent	Score	Team's RPI: 129
21	A	Green Bay	35 69					86	A	Bucknell	55 47	105	H	Wright St.	72 69	
21	H	Green Bay	60 68									124	A	Akron	49 74	
												127	A	Penn St.	51 68	
												140	H	Northern Ky.	77 88	
												149	A	Detroit	72 70	
												149	H	Detroit	68 69	
												150	A	Milwaukee	70 62	
												150	H	Milwaukee	69 67	
												200	H	Radford	54 53	
												207	H	Canisius	53 51	
												210	H	Robert Morris	55 46	
												213	A	Oakland	96 77	
												213	H	Oakland	67 63	
												232	A	Ill.-Chicago	69 64	
												232	H	Ill.-Chicago	62 41	
												244	A	Valparaiso	60 65	
												244	H	Valparaiso	87 66	
												253	H	Tennessee St.	69 58	
												272	A	Cleveland St.	68 75	
												272	H	Cleveland St.	43 53	
												297	A	Niagara	71 54	
												321	H	Kent St.	91 61	
LAST 12 Division I GAMES:																
232	H	Ill.-Chicago	62 41	213	H	Oakland	67 63									
244	H	Valparaiso	87 66	140	H	Northern Ky.	77 88									
272	H	Cleveland St.	43 53	105	H	Wright St.	72 69									
150	A	Milwaukee	70 62	244	A	Valparaiso	60 65									
21	A	Green Bay	35 69	232	A	Ill.-Chicago	69 64									
149	H	Detroit	68 69	272	A	Cleveland St.	68 75									

Non-Div I Games: Lake Erie 89 61 Salem Int'l 80 40

Youngstown St.

Loss, Non-Conf, S Site, H Home A Away N Neutral