

Average RPI Win:	287	WON-LOST	WINNING	LAST 10	STRENGTH OF	OPP. STRENGTH	TEAM	ADJ.	CONF.	ADJ CONF.
Average RPI Loss:	193	RECORD	PCT. RANK	GAMES	SCHEDULE	OF SCHEDULE	RPI	RPI	RPI	RPI
DIV. I ONLY	8- 17	272	5- 5	302	308	313	313	27	27	
DIV. I NON-CONF.	2- 7	280	0- 0	213	328	317	317	26	26	
TOTALS	RPI 1-25	RPI 26-50	W-L RECORDS	RPI 51-100	RPI 101-150	RPI 150+				
8- 17	0- 0	0- 0	OVERALL	0- 2	0- 2	8- 13				
6- 9	0- 0	0- 0	HOME	0- 1	0- 1	6- 7				
2- 7	0- 0	0- 0	AWAY	0- 0	0- 1	2- 6				
0- 1	0- 0	0- 0	NEUTRAL	0- 1	0- 0	0- 0				
2- 7	0- 0	0- 0	NON-CONFERENCE	0- 1	0- 0	2- 6				
2- 4	0- 0	0- 0	HOME	0- 0	0- 0	2- 4				
0- 2	0- 0	0- 0	AWAY	0- 0	0- 0	0- 2				
0- 1	0- 0	0- 0	NEUTRAL	0- 1	0- 0	0- 0				
6- 10	0- 0	0- 0	CONFERENCE	0- 1	0- 2	6- 7				
4- 5	0- 0	0- 0	HOME	0- 1	0- 1	4- 3				
2- 5	0- 0	0- 0	AWAY	0- 0	0- 1	2- 4				
0- 0	0- 0	0- 0	NEUTRAL	0- 0	0- 0	0- 0				

RPI 1-25			RPI 26-50			RPI 51-100			RPI 101+			Team's RPI:	313
RPI	S	Opponent	Score	RPI	S	Opponent	Score	RPI	S	Opponent	Score		
								74	H	Abilene Christian	65	71	
								97	N	New Mexico St.	51	70	
					</								

Non-Div I Games: Western N.M. 57 42 Angelo St. 80 85

A&M-Corpus Christi

Loss, Non-Conf, S Site, H Home A Away N Neutral

Average RPI Win:	232	WON-LOST	WINNING	LAST 10	STRENGTH OF	OPP. STRENGTH	TEAM	ADJ.	CONF.	ADJ CONF.
Average RPI Loss:	156	RECORD	PCT. RANK	GAMES	SCHEDULE	OF SCHEDULE	RPI	RPI	RPI	RPI
DIV. I ONLY	20- 3	14	9- 1	285	241	74	74	27	27	
DIV. I NON-CONF.	5- 2	86	0- 0	87	147	37	37	26	26	
TOTALS	RPI 1-25	RPI 26-50	W-L RECORDS	RPI 51-100	RPI 101-150	RPI 150+				
20- 3	0- 0	0- 1	OVERALL	1- 0	3- 1	16- 1				
8- 0	0- 0	0- 0	HOME	0- 0	1- 0	7- 0				
10- 3	0- 0	0- 1	AWAY	0- 0	2- 1	8- 1				
2- 0	0- 0	0- 0	NEUTRAL	1- 0	0- 0	1- 0				
5- 2	0- 0	0- 1	NON-CONFERENCE	1- 0	1- 1	3- 0				
1- 0	0- 0	0- 0	HOME	0- 0	0- 0	1- 0				
2- 2	0- 0	0- 1	AWAY	0- 0	1- 1	1- 0				
2- 0	0- 0	0- 0	NEUTRAL	1- 0	0- 0	1- 0				
15- 1	0- 0	0- 0	CONFERENCE	0- 0	2- 0	13- 1				
7- 0	0- 0	0- 0	HOME	0- 0	1- 0	6- 0				
8- 1	0- 0	0- 0	AWAY	0- 0	1- 0	7- 1				
0- 0	0- 0	0- 0	NEUTRAL	0- 0	0- 0	0- 0				

RPI S	Opponent	Score	RPI S	Opponent	Score	RPI S	Opponent	Score	RPI S	Opponent	Score
45	A Kansas St.	45 76	86	N Eastern Mich.	83 59	114	A Central Ark.	61 49	122	H Northwestern St.	67 46
						139	A Idaho	71 59	140	A Texas Tech	65 71
						156	H McNeese St.	79 62	183	A Eastern Wash.	72 60
						201	A Stephen F. Austin	85 70	227	A Sam Houston St.	87 76
						227	H Sam Houston St.	67 55	242	N Grand Canyon	75 71
						245	A Houston Baptist	76 55	245	H Houston Baptist	77 60
						260	H UTSA	79 60	283	A Lamar	54 63
						283	H Lamar	90 62	306	A Southeastern La.	88 72
						306	H Southeastern La.	72 70	312	A Nicholls St.	71 68
						313	A A&M-Corpus Christi	71 65	331	H New Orleans	80 70
						334	A Incarnate Word	86 71			
LAST 12 Division I GAMES:											
331	H New Orleans	80 70	283	A Lamar	54 63						
245	A Houston Baptist	76 55	283	H Lamar	90 62						
306	H Southeastern La.	72 70	245	H Houston Baptist	77 60						
313	A A&M-Corpus Christi	71 65	334	A Incarnate Word	86 71						
227	H Sam Houston St.	67 55	227	A Sam Houston St.	87 76						
306	A Southeastern La.	88 72	201	A Stephen F. Austin	85 70						

Non-Div I Games: Southwest (NM) 91 39 Schreiner 79 51 Wayland Baptist 96 71 Missouri Valley 96 35

Abilene Christian

Loss, Non-Conf, S Site, H Home A Away N Neutral

Air Force

Through Games Of Feb. 27, 2016

Average RPI Win:	316	WON-LOST	WINNING	LAST 10	STRENGTH OF	OPP. STRENGTH	TEAM	ADJ.	CONF.	ADJ CONF.
Average RPI Loss:	187	RECORD	PCT. RANK	GAMES	SCHEDULE	OF SCHEDULE	RPI	RPI	RPI	RPI
DIV. I ONLY	1- 26	349	1- 9	249	207	343	343	19	19	
DIV. I NON-CONF.	0- 11	338	0- 0	230	207	340	340	20	20	
TOTALS	RPI 1-25	RPI 26-50	W-L RECORDS	RPI 51-100	RPI 101-150	RPI 150+				
1- 26	0- 0	0- 1	OVERALL	0- 3	0- 3	1- 19				
1- 10	0- 0	0- 0	HOME	0- 1	0- 1	1- 8				
0- 16	0- 0	0- 1	AWAY	0- 2	0- 2	0- 11				
0- 0	0- 0	0- 0	NEUTRAL	0- 0	0- 0	0- 0				
0- 11	0- 0	0- 0	NON-CONFERENCE	0- 3	0- 1	0- 7				
0- 3	0- 0	0- 0	HOME	0- 1	0- 0	0- 2				
0- 8	0- 0	0- 0	AWAY	0- 2	0- 1	0- 5				
0- 0	0- 0	0- 0	NEUTRAL	0- 0	0- 0	0- 0				
1- 15	0- 0	0- 1	CONFERENCE	0- 0	0- 2	1- 12				
1- 7	0- 0	0- 0	HOME	0- 0	0- 1	1- 6				
0- 8	0- 0	0- 1	AWAY	0- 0	0- 1	0- 6				
0- 0	0- 0	0- 0	NEUTRAL	0- 0	0- 0	0- 0				

RPI S	Opponent	Score	RPI S	Opponent	Score	RPI S	Opponent	Score	RPI S	Opponent	Score	Team's RPI: 343
			46 A	Colorado St.	47 71	68 A	Santa Clara	34 68	104 A	Gonzaga	35 88	
						86 H	Eastern Mich.	59 72	126 A	Fresno St.	46 70	
						87 A	Vanderbilt	29 86	126 H	Fresno St.	48 63	
									152 A	Boise St.	48 61	
									182 A	New Mexico	36 58	
									182 H	New Mexico	33 63	
									183 A	Eastern Wash.	44 65	
									187 A	George Mason	52 69	
									190 A	UC Davis	40 66	
									194 A	San Jose St.	60 81	
									194 H	San Jose St.	49 72	
									203 A	UNLV	51 62	
									203 H	UNLV	56 60	
									218 H	Utah St.	53 66	
									221 A	Navy	46 64	
									238 A	Wyoming	56 84	
									238 H	Wyoming	45 67	
									242 H	Grand Canyon	39 73	
									246 H	San Diego St.	66 69	
									302 H	Denver	48 57	
									316 A	Nevada	57 68	
									316 H	Nevada	59 53	
									329 A	Southern Utah	56 75	
LAST 12 Division I GAMES:												
126 H	Fresno St.	48 63	238 A	Wyoming	56 84							
182 A	New Mexico	36 58	194 H	San Jose St.	49 72							
203 A	UNLV	51 62	182 H	New Mexico	33 63							
246 H	San Diego St.	66 69	126 A	Fresno St.	46 70							
316 H	Nevada	59 53	46 A	Colorado St.	47 71							
152 A	Boise St.	48 61	203 H	UNLV	56 60							

Non-Div I Games:

Air Force

■ Loss,
 ■ Non-Conf, S Site,
 ■ Home
 ■ Away
 N Neutral

Average RPI Win: 211	WON-LOST	WINNING	LAST 10	STRENGTH OF	OPP. STRENGTH	TEAM	ADJ.	CONF.	ADJ CONF.
Average RPI Loss: 108	RECORD	PCT. RANK	GAMES	SCHEDULE	OF SCHEDULE	RPI	RPI	RPI	RPI
DIV. I ONLY	14- 12	151	5- 5	124	130	124	124	11	11
DIV. I NON-CONF.	5- 5	160	0- 0	183	128	165	165	13	13
TOTALS	RPI 1-25	RPI 26-50	W-L RECORDS	RPI 51-100	RPI 101-150	RPI 150+			
14- 12	0- 0	0- 2	OVERALL	2- 5	4- 2	8- 3			
7- 4	0- 0	0- 1	HOME	1- 2	2- 0	4- 1			
7- 6	0- 0	0- 1	AWAY	1- 3	2- 1	4- 1			
0- 2	0- 0	0- 0	NEUTRAL	0- 0	0- 1	0- 1			
5- 5	0- 0	0- 0	NON-CONFERENCE	0- 2	2- 1	3- 2			
3- 1	0- 0	0- 0	HOME	0- 1	1- 0	2- 0			
2- 2	0- 0	0- 0	AWAY	0- 1	1- 0	1- 1			
0- 2	0- 0	0- 0	NEUTRAL	0- 0	0- 1	0- 1			
9- 7	0- 0	0- 2	CONFERENCE	2- 3	2- 1	5- 1			
4- 3	0- 0	0- 1	HOME	1- 1	1- 0	2- 1			
5- 4	0- 0	0- 1	AWAY	1- 2	1- 1	3- 0			
0- 0	0- 0	0- 0	NEUTRAL	0- 0	0- 0	0- 0			

RPI 1-25				RPI 26-50				RPI 51-100				RPI 101+ Team's RPI: 124			
RPI	S	Opponent	Score	RPI	S	Opponent	Score	RPI	S	Opponent	Score	RPI	S	Opponent	Score
				43	A	Ohio	55 75	61	H	FGCU	64 82	106	H	Toledo	81 71
				43	H	Ohio	73 101	66	A	Ball St.	71 78	108	N	UNI	51 59
								72	A	Central Mich.	60 81	120	A	Buffalo	69 61
								72	H	Central Mich.	77 97	128	H	Youngstown St.	74 49
								79	A	San Diego	65 86	137	A	Western Mich.	65 69
								86	A	Eastern Mich.	68 65	138	A	Northern Ky.	77 75
								86	H	Eastern Mich.	75 72	181	A	Fla. Atlantic	77 91
												185	N	Northern Colo.	65 78
												244	A	Valparaiso	85 74
												252	H	Northern Ill.	58 65
												258	A	Bowling Green	71 55
												270	H	UCF	74 54
												274	A	Miami (OH)	65 62
												274	H	Miami (OH)	77 65
												322	A	Kent St.	70 60
												322	H	Kent St.	78 66
												325	H	Winthrop	76 59
LAST 12 Division I GAMES:															
				322	A	Kent St.	70 60	66	A	Ball St.	71 78				
				274	A	Miami (OH)	65 62	86	H	Eastern Mich.	75 72				
				43	H	Ohio	73 101	43	A	Ohio	55 75				
				322	H	Kent St.	78 66	72	A	Central Mich.	60 81				
				137	A	Western Mich.	65 69	106	H	Toledo	81 71				
				274	H	Miami (OH)	77 65	120	A	Buffalo	69 61				

Non-Div I Games: Rochester College 103 37

Akron

■ Loss,
 ■ Non-Conf, S Site,
 ■ Home
 ■ Away
 N Neutral

Alabama

Through Games Of Feb. 27, 2016

Average RPI Win:	205	WON-LOST	WINNING	LAST 10	STRENGTH OF	OPP. STRENGTH	TEAM	ADJ.	CONF.	ADJ CONF.
Average RPI Loss:	54	RECORD	PCT. RANK	GAMES	SCHEDULE	OF SCHEDULE	RPI	RPI	RPI	RPI
DIV. I ONLY	15- 13	153	2- 8	134	66	147	147	2	2	
DIV. I NON-CONF.	11- 2	28	0- 0	315	313	120	120	2	2	
TOTALS	RPI 1-25	RPI 26-50	W-L RECORDS	RPI 51-100	RPI 101-150	RPI 150+				
15- 13	1- 4	1- 2	OVERALL	2- 6	1- 1	10- 0				
13- 4	1- 2	1- 0	HOME	1- 2	1- 0	9- 0				
0- 9	0- 2	0- 2	AWAY	0- 4	0- 1	0- 0				
2- 0	0- 0	0- 0	NEUTRAL	1- 0	0- 0	1- 0				
11- 2	0- 0	0- 0	NON-CONFERENCE	2- 2	0- 0	9- 0				
9- 0	0- 0	0- 0	HOME	1- 0	0- 0	8- 0				
0- 2	0- 0	0- 0	AWAY	0- 2	0- 0	0- 0				
2- 0	0- 0	0- 0	NEUTRAL	1- 0	0- 0	1- 0				
4- 11	1- 4	1- 2	CONFERENCE	0- 4	1- 1	1- 0				
4- 4	1- 2	1- 0	HOME	0- 2	1- 0	1- 0				
0- 7	0- 2	0- 2	AWAY	0- 2	0- 1	0- 0				
0- 0	0- 0	0- 0	NEUTRAL	0- 0	0- 0	0- 0				

RPI 1-25				RPI 26-50				RPI 51-100				RPI 101+ Team's RPI: 147			
RPI	S	Opponent	Score	RPI	S	Opponent	Score	RPI	S	Opponent	Score	RPI	S	Opponent	Score
2	H	South Carolina	46 66	28	A	Missouri	52 63	59	N	Middle Tenn.	64 46	123	H	LSU	62 45
13	H	Texas A&M	56 59	31	A	Tennessee	42 70	60	A	Auburn	59 72	131	A	Arkansas	67 69
14	A	Kentucky	48 73	31	H	Tennessee	54 46	60	H	Auburn	55 59	165	H	Ole Miss	48 37
20	A	Florida	72 80					75	A	Georgia Tech	58 70	180	H	Grambling	72 57
22	H	Georgia	64 50					87	A	Vanderbilt	52 67	204	N	Utah Valley	67 60
								87	H	Vanderbilt	48 54	259	H	Appalachian St.	93 59
								88	A	UT Martin	65 83	267	H	Georgia St.	72 56
								98	H	Georgetown	78 66	311	H	Alcorn	97 50
												324	H	North Florida	69 47
												332	H	Lipscomb	68 49
												346	H	Alabama A&M	96 44
												349	H	Mississippi Val.	98 35
LAST 12 Division I GAMES:															
				31	H	Tennessee	54 46	31	A	Tennessee	42 70				
				2	H	South Carolina	46 66	13	H	Texas A&M	56 59				
				131	A	Arkansas	67 69	87	A	Vanderbilt	52 67				
				28	A	Missouri	52 63	20	A	Florida	72 80				
				60	H	Auburn	55 59	22	H	Georgia	64 50				
				165	H	Ole Miss	48 37	60	A	Auburn	59 72				

Non-Div I Games:

Alabama

■ Loss,
 ■ Non-Conf,
 ■ S Site,
 ■ H Home
 ■ A Away
 N Neutral

Average RPI Win:	346	WON-LOST	WINNING	LAST 10	STRENGTH OF	OPP. STRENGTH	TEAM	ADJ.	CONF.	ADJ CONF.
Average RPI Loss:	220	RECORD	PCT. RANK	GAMES	SCHEDULE	OF SCHEDULE	RPI	RPI	RPI	RPI
DIV. I ONLY	3- 21	336	1- 9	319	347	346	346	32	32	
DIV. I NON-CONF.	0- 9	338	0- 0	169	264	332	332	31	31	
TOTALS	RPI 1-25	RPI 26-50	W-L RECORDS	RPI 51-100	RPI 101-150	RPI 150+				
3- 21	0- 0	0- 0	OVERALL	0- 2	0- 2	3- 17				
2- 10	0- 0	0- 0	HOME	0- 2	0- 1	2- 7				
1- 11	0- 0	0- 0	AWAY	0- 0	0- 1	1- 10				
0- 0	0- 0	0- 0	NEUTRAL	0- 0	0- 0	0- 0				
0- 9	0- 0	0- 0	NON-CONFERENCE	0- 2	0- 2	0- 5				
0- 5	0- 0	0- 0	HOME	0- 2	0- 1	0- 2				
0- 4	0- 0	0- 0	AWAY	0- 0	0- 1	0- 3				
0- 0	0- 0	0- 0	NEUTRAL	0- 0	0- 0	0- 0				
3- 12	0- 0	0- 0	CONFERENCE	0- 0	0- 0	3- 12				
2- 5	0- 0	0- 0	HOME	0- 0	0- 0	2- 5				
1- 7	0- 0	0- 0	AWAY	0- 0	0- 0	1- 7				
0- 0	0- 0	0- 0	NEUTRAL	0- 0	0- 0	0- 0				

RPI 1-25				RPI 26-50				RPI 51-100				RPI 101+				Team's RPI: 346	
RPI	S	Opponent	Score	RPI	S	Opponent	Score	RPI	S	Opponent	Score	RPI	S	Opponent	Score		
								55	H	Saint Louis	60	91	107	H	Samford	30	54
								93	H	Belmont	28	78	147	A	Alabama	44	96
													157	A	Marshall	45	81
													165	A	Ole Miss	42	103
													167	A	Southern U.	38	77
													167	H	Southern U.	62	68
													180	A	Grambling	56	75
													224	H	Southeast Mo. St.	58	69
													243	A	Texas Southern	41	72
													243	H	Texas Southern	38	57
													268	H	Murray St.	59	76
													272	H	Prairie View	52	67
													280	A	Alabama St.	50	86
													280	H	Alabama St.	63	77
													303	A	Jackson St.	58	59
													304	A	Morehead St.	69	112
													311	A	Alcorn	52	68
													311	H	Alcorn	64	81
													341	A	Ark.-Pine Bluff	60	69
													341	H	Ark.-Pine Bluff	78	70
													349	A	Mississippi Val.	84	74
													349	H	Mississippi Val.	79	68
LAST 12 Division I GAMES:																	
243	A	Texas Southern	41	72	243	H	Texas Southern	38	57								
167	H	Southern U.	62	68	272	H	Prairie View	52	67								
311	H	Alcorn	64	81	167	A	Southern U.	38	77								
280	H	Alabama St.	63	77	311	A	Alcorn	52	68								
349	A	Mississippi Val.	84	74	280	A	Alabama St.	50	86								
341	A	Ark.-Pine Bluff	60	69	349	H	Mississippi Val.	79	68								

Non-Div I Games: Tuskegee 66 55

Alabama A&M

■ Loss,
 ■ Non-Conf,
 ■ S Site,
 ■ H Home
 ■ A Away
 N Neutral

Average RPI Win:	301	WON-LOST	WINNING	LAST 10	STRENGTH OF	OPP. STRENGTH	TEAM	ADJ.	CONF.	ADJ CONF.
Average RPI Loss:	197	RECORD	PCT. RANK	GAMES	SCHEDULE	OF SCHEDULE	RPI	RPI	RPI	RPI
DIV. I ONLY	12- 11	157	8- 2	342	343	280	280	32	32	
DIV. I NON-CONF.	1- 7	318	0- 0	239	243	324	324	31	31	
TOTALS	RPI 1-25	RPI 26-50	W-L RECORDS	RPI 51-100	RPI 101-150	RPI 150+				
12- 11	0- 0	0- 0	OVERALL	0- 1	0- 1	12- 9				
6- 5	0- 0	0- 0	HOME	0- 0	0- 1	6- 4				
5- 5	0- 0	0- 0	AWAY	0- 1	0- 0	5- 4				
1- 1	0- 0	0- 0	NEUTRAL	0- 0	0- 0	1- 1				
1- 7	0- 0	0- 0	NON-CONFERENCE	0- 1	0- 1	1- 5				
0- 4	0- 0	0- 0	HOME	0- 0	0- 1	0- 3				
0- 2	0- 0	0- 0	AWAY	0- 1	0- 0	0- 1				
1- 1	0- 0	0- 0	NEUTRAL	0- 0	0- 0	1- 1				
11- 4	0- 0	0- 0	CONFERENCE	0- 0	0- 0	11- 4				
6- 1	0- 0	0- 0	HOME	0- 0	0- 0	6- 1				
5- 3	0- 0	0- 0	AWAY	0- 0	0- 0	5- 3				
0- 0	0- 0	0- 0	NEUTRAL	0- 0	0- 0	0- 0				

RPI 1-25			RPI 26-50			RPI 51-100			RPI 101+			Team's RPI: 280
RPI	S	Opponent	Score	RPI	S	Opponent	Score	RPI	S	Opponent	Score	
						75 A Georgia Tech	54 80			107 H Samford	35 54	
										155 A Southern Miss.	44 65	
										167 A Southern U.	60 59	
										167 H Southern U.	55 57	
										171 H Troy	59 73	
										180 A Grambling	69 89	
										198 H South Ala.	43 47	
										231 N Siena	57 53	
										243 H Texas Southern	57 51	
										251 N Tennessee St.	64 74	
										272 A Prairie View	60 63	
										272 H Prairie View	65 54	
										292 H Savannah St.	49 60	
										303 A Jackson St.	69 70	
										311 A Alcorn	52 51	
										311 H Alcorn	64 51	
										341 A Ark.-Pine Bluff	68 53	
										341 H Ark.-Pine Bluff	72 63	
										346 A Alabama A&M	77 63	
										346 H Alabama A&M	86 50	
										349 A Mississippi Val.	79 51	
										349 H Mississippi Val.	100 50	
LAST 12 Division I GAMES:												
						272 A Prairie View	60 63			272 H Prairie View	65 54	
						311 H Alcorn	64 51			243 H Texas Southern	57 51	
						167 H Southern U.	55 57			311 A Alcorn	52 51	
						346 A Alabama A&M	77 63			167 A Southern U.	60 59	
						341 A Ark.-Pine Bluff	68 53			346 H Alabama A&M	86 50	
						349 A Mississippi Val.	79 51			341 H Ark.-Pine Bluff	72 63	

Non-Div I Games: Mobile 71 56

Alabama St.

■ Loss,
 ■ Non-Conf,
 ■ S Site,
 ■ H Home
 ■ A Away
 N Neutral

Albany (NY)

Through Games Of Feb. 27, 2016

Average RPI Win:	220	WON-LOST	WINNING	LAST 10	STRENGTH OF	OPP. STRENGTH	TEAM	ADJ.	CONF.	ADJ CONF.
Average RPI Loss:	53	RECORD	PCT. RANK	GAMES	SCHEDULE	OF SCHEDULE	RPI	RPI	RPI	RPI
DIV. I ONLY	23- 4	19	9- 1	225	182	53	53	16	16	
DIV. I NON-CONF.	9- 3	69	0- 0	232	110	74	74	18	18	
TOTALS	RPI 1-25	RPI 26-50	W-L RECORDS	RPI 51-100	RPI 101-150	RPI 150+				
23- 4	0- 0	0- 2	OVERALL	1- 2	3- 0	19- 0				
10- 0	0- 0	0- 0	HOME	1- 0	1- 0	8- 0				
11- 4	0- 0	0- 2	AWAY	0- 2	1- 0	10- 0				
2- 0	0- 0	0- 0	NEUTRAL	0- 0	1- 0	1- 0				
9- 3	0- 0	0- 2	NON-CONFERENCE	0- 1	1- 0	8- 0				
3- 0	0- 0	0- 0	HOME	0- 0	0- 0	3- 0				
4- 3	0- 0	0- 2	AWAY	0- 1	0- 0	4- 0				
2- 0	0- 0	0- 0	NEUTRAL	0- 0	1- 0	1- 0				
14- 1	0- 0	0- 0	CONFERENCE	1- 1	2- 0	11- 0				
7- 0	0- 0	0- 0	HOME	1- 0	1- 0	5- 0				
7- 1	0- 0	0- 0	AWAY	0- 1	1- 0	6- 0				
0- 0	0- 0	0- 0	NEUTRAL	0- 0	0- 0	0- 0				

RPI S	Opponent	Score	RPI S	Opponent	Score	RPI S	Opponent	Score	RPI S	Opponent	Score
31	A Tennessee	55 63	44	A Southern California	67 68	67	A Army West Point	62 65	106	N Toledo	63 55
						69	A Maine	53 65	146	A Stony Brook	62 49
						69	H Maine	64 59	146	H Stony Brook	73 54
									162	H Yale	74 70
									169	A UMBC	77 42
									169	H UMBC	63 39
									190	N UC Davis	80 70
									191	A Fairfield	62 50
									210	A Hartford	78 41
									216	A Rhode Island	67 58
									229	A Binghamton	59 47
									229	H Binghamton	64 58
									231	A Siena	61 42
									254	A New Hampshire	78 52
									254	H New Hampshire	85 48
									264	H Providence	71 58
									276	H Pepperdine	64 49
									289	A Vermont	75 40
									289	H Vermont	72 43
									317	A UMass Lowell	85 55
									317	H UMass Lowell	88 57
									344	A Boston U.	83 43
LAST 12 Division I GAMES:											
317	H UMass Lowell	88 57	169	H UMBC	63 39						
146	A Stony Brook	62 49	210	A Hartford	78 41						
69	A Maine	53 65	317	A UMass Lowell	85 55						
254	H New Hampshire	85 48	146	H Stony Brook	73 54						
229	H Binghamton	64 58	229	A Binghamton	59 47						
289	A Vermont	75 40	69	H Maine	64 59						

Non-Div I Games:

Albany (NY)

Loss, Non-Conf, S Site, H Home A Away N Neutral

Average RPI Win: 319	WON-LOST	WINNING	LAST 10	STRENGTH OF	OPP. STRENGTH	TEAM	ADJ.	CONF.	ADJ CONF.
Average RPI Loss: 205	RECORD	PCT. RANK	GAMES	SCHEDULE	OF SCHEDULE	RPI	RPI	RPI	RPI
DIV. I ONLY	6- 17	290	5- 5	320	341	311	311	32	32
DIV. I NON-CONF.	0- 8	338	0- 0	74	189	300	300	31	31
TOTALS	RPI 1-25	RPI 26-50	W-L RECORDS	RPI 51-100	RPI 101-150	RPI 150+			
6- 17	0- 0	0- 1	OVERALL	0- 0	0- 5	6- 11			
3- 3	0- 0	0- 0	HOME	0- 0	0- 0	3- 3			
3- 14	0- 0	0- 0	AWAY	0- 0	0- 3	3- 5			
0- 0	0- 0	0- 0	NEUTRAL	0- 0	0- 0	0- 0			
0- 8	0- 0	0- 1	NON-CONFERENCE	0- 0	0- 5	0- 2			
0- 0	0- 0	0- 0	HOME	0- 0	0- 0	0- 0			
0- 8	0- 0	0- 1	AWAY	0- 0	0- 5	0- 2			
0- 0	0- 0	0- 0	NEUTRAL	0- 0	0- 0	0- 0			
6- 9	0- 0	0- 0	CONFERENCE	0- 0	0- 0	6- 9			
3- 3	0- 0	0- 0	HOME	0- 0	0- 0	3- 3			
3- 6	0- 0	0- 0	AWAY	0- 0	0- 0	3- 6			
0- 0	0- 0	0- 0	NEUTRAL	0- 0	0- 0	0- 0			

RPI 1-25				RPI 26-50				RPI 51-100				RPI 101+ Team's RPI: 311			
RPI	S	Opponent	Score	RPI	S	Opponent	Score	RPI	S	Opponent	Score	RPI	S	Opponent	Score
				40	A	Arkansas St.	50 82					109	A	Iowa St.	41 91
												114	A	Central Ark.	35 58
												117	A	Northwestern	47 91
												133	A	La.-Lafayette	61 73
												147	A	Alabama	50 97
												164	A	East Carolina	58 87
												167	A	Southern U.	57 66
												180	A	Grambling	70 66
												180	H	Grambling	76 85
												243	A	Texas Southern	39 68
												272	A	Prairie View	54 58
												280	A	Alabama St.	51 64
												280	H	Alabama St.	51 52
												295	A	Jacksonville St.	65 67
												303	A	Jackson St.	65 79
												303	H	Jackson St.	66 73
												341	A	Ark.-Pine Bluff	69 71
												341	H	Ark.-Pine Bluff	81 53
												346	A	Alabama A&M	81 64
												346	H	Alabama A&M	68 52
												349	A	Mississippi Val.	81 66
												349	H	Mississippi Val.	75 39
LAST 12 Division I GAMES:															
				280	A	Alabama St.	51 64					167	A	Southern U.	57 66
				346	A	Alabama A&M	81 64					280	H	Alabama St.	51 52
				341	H	Ark.-Pine Bluff	81 53					346	H	Alabama A&M	68 52
				349	H	Mississippi Val.	75 39					341	A	Ark.-Pine Bluff	69 71
				180	A	Grambling	70 66					349	A	Mississippi Val.	81 66
				303	A	Jackson St.	65 79					180	H	Grambling	76 85

Non-Div I Games: Mt. Mercy 60 56 Delta St. 66 57

Alcorn

■ Loss,
 ■ Non-Conf,
 ■ S Site,
 ■ H Home
 ■ A Away
 N Neutral

Average RPI Win: 270	WON-LOST	WINNING	LAST 10	STRENGTH OF	OPP. STRENGTH	TEAM	ADJ.	CONF.	ADJ CONF.
Average RPI Loss: 164	RECORD	PCT. RANK	GAMES	SCHEDULE	OF SCHEDULE	RPI	RPI	RPI	RPI
DIV. I ONLY	6- 22	306	2- 8	131	287	279	279	25	25
DIV. I NON-CONF.	2- 9	296	0- 0	22	185	197	197	27	27
TOTALS	RPI 1-25	RPI 26-50	W-L RECORDS	RPI 51-100	RPI 101-150	RPI 150+			
6- 22	0- 0	0- 3	OVERALL	0- 6	0- 2	6- 11			
3- 9	0- 0	0- 0	HOME	0- 4	0- 1	3- 4			
3- 13	0- 0	0- 3	AWAY	0- 2	0- 1	3- 7			
0- 0	0- 0	0- 0	NEUTRAL	0- 0	0- 0	0- 0			
2- 9	0- 0	0- 3	NON-CONFERENCE	0- 2	0- 2	2- 2			
1- 3	0- 0	0- 0	HOME	0- 2	0- 1	1- 0			
1- 6	0- 0	0- 3	AWAY	0- 0	0- 1	1- 2			
0- 0	0- 0	0- 0	NEUTRAL	0- 0	0- 0	0- 0			
4- 13	0- 0	0- 0	CONFERENCE	0- 4	0- 0	4- 9			
2- 6	0- 0	0- 0	HOME	0- 2	0- 0	2- 4			
2- 7	0- 0	0- 0	AWAY	0- 2	0- 0	2- 5			
0- 0	0- 0	0- 0	NEUTRAL	0- 0	0- 0	0- 0			

RPI S	Opponent	Score	RPI S	Opponent	Score	RPI S	Opponent	Score	RPI S	Opponent	Score	Team's RPI: 279
33	A Princeton	34 72	67	A Army West Point	51 87	127	H Wake Forest	70 71				
37	A George Washington	48 78	67	H Army West Point	42 52	129	A Pittsburgh	58 76				
41	A James Madison	45 74	73	H Hofstra	51 60	169	A UMBC	46 47				
			85	A Bucknell	54 60	197	A William & Mary	51 62				
			85	H Bucknell	60 66	206	A Lehigh	59 55				
			95	H Elon	54 62	206	H Lehigh	52 61				
						221	A Navy	52 65				
						225	H Manhattan	52 48				
						233	A Dartmouth	45 41				
						241	A Loyola Maryland	46 52				
						241	H Loyola Maryland	50 55				
						250	A Holy Cross	54 59				
						250	H Holy Cross	50 59				
						307	A Colgate	49 37				
						307	H Colgate	64 56				
						327	A Lafayette	59 63				
						327	H Lafayette	51 60				
						344	A Boston U.	59 63				
						344	H Boston U.	79 33				
LAST 12 Division I GAMES:												
241	H Loyola Maryland	50 55	206	H Lehigh	52 61							
221	A Navy	52 65	85	A Bucknell	54 60							
250	H Holy Cross	50 59	307	H Colgate	64 56							
327	A Lafayette	59 63	250	A Holy Cross	54 59							
67	A Army West Point	51 87	327	H Lafayette	51 60							
344	H Boston U.	79 33	67	H Army West Point	42 52							

Non-Div I Games:

American

■ Loss,
 ■ Non-Conf,
 ■ S Site,
 ■ H Home
 ■ A Away
 N Neutral

Average RPI Win: 221		WON-LOST	WINNING	LAST 10	STRENGTH OF	OPP. STRENGTH	TEAM	ADJ.	CONF.	ADJ CONF.
Average RPI Loss: 172		RECORD	PCT. RANK	GAMES	SCHEDULE	OF SCHEDULE	RPI	RPI	RPI	RPI
DIV. I ONLY		10- 17	253	5- 5	248	195	259	259	15	15
DIV. I NON-CONF.		3- 6	234	0- 0	209	202	266	266	14	14
TOTALS	RPI 1-25		RPI 26-50		W-L RECORDS		RPI 51-100		RPI 101-150	RPI 150+
10- 17	0- 0		0- 1		OVERALL		0- 1		1- 7	9- 8
6- 6	0- 0		0- 0		HOME		0- 0		1- 2	5- 4
4- 9	0- 0		0- 1		AWAY		0- 0		0- 5	4- 3
0- 2	0- 0		0- 0		NEUTRAL		0- 1		0- 0	0- 1
3- 6	0- 0		0- 0		NON-CONFERENCE		0- 1		0- 3	3- 2
3- 1	0- 0		0- 0		HOME		0- 0		0- 1	3- 0
0- 3	0- 0		0- 0		AWAY		0- 0		0- 2	0- 1
0- 2	0- 0		0- 0		NEUTRAL		0- 1		0- 0	0- 1
7- 11	0- 0		0- 1		CONFERENCE		0- 0		1- 4	6- 6
3- 5	0- 0		0- 0		HOME		0- 0		1- 1	2- 4
4- 6	0- 0		0- 1		AWAY		0- 0		0- 3	4- 2
0- 0	0- 0		0- 0		NEUTRAL		0- 0		0- 0	0- 0

[illegible]

Non-Div I Games:

Appalachian St.

■ Loss, ■ Non-Conf, S Site, H Home A Away N Neutral

Average RPI Win:	181	WON-LOST	WINNING	LAST 10	STRENGTH OF	OPP. STRENGTH	TEAM	ADJ.	CONF.	ADJ CONF.
Average RPI Loss:	49	RECORD	PCT. RANK	GAMES	SCHEDULE	OF SCHEDULE	RPI	RPI	RPI	RPI
DIV. I ONLY	11- 18	247	0- 10	28	27	135	135	1	1	
DIV. I NON-CONF.	9- 3	69	0- 0	123	220	76	76	1	1	
TOTALS	RPI 1-25	RPI 26-50	W-L RECORDS	RPI 51-100	RPI 101-150	RPI 150+				
11- 18	0- 7	0- 3	OVERALL	2- 7	1- 0	8- 1				
8- 7	0- 3	0- 2	HOME	2- 2	0- 0	6- 0				
2- 9	0- 1	0- 0	AWAY	0- 1	1- 0	1- 0				
1- 2	0- 0	0- 0	NEUTRAL	0- 1	0- 0	1- 1				
9- 3	0- 0	0- 0	NON-CONFERENCE	1- 2	1- 0	7- 1				
6- 0	0- 0	0- 0	HOME	1- 0	0- 0	5- 0				
2- 1	0- 0	0- 0	AWAY	0- 1	1- 0	1- 0				
1- 2	0- 0	0- 0	NEUTRAL	0- 1	0- 0	1- 1				
2- 15	0- 7	0- 3	CONFERENCE	1- 5	0- 0	1- 0				
2- 7	0- 3	0- 2	HOME	1- 2	0- 0	1- 0				
0- 8	0- 4	0- 1	AWAY	0- 3	0- 0	0- 0				
0- 0	0- 0	0- 0	NEUTRAL	0- 0	0- 0	0- 0				

RPI	S	Opponent	Score	RPI	S	Opponent	Score	RPI	S	Opponent	Score	RPI	S	Opponent	Score	Team's RPI: 135
7	A	Arizona St.	49 61	32	A	Washington	47 63	61	N	FGCU	55 57	106	A	Toledo	62 59	
7	H	Arizona St.	47 62	32	H	Washington	52 74	70	A	Oregon	54 76	163	H	Pacific	69 56	
8	A	Stanford	58 82	44	H	Southern California	57 67	77	H	Utah	55 60	173	H	Louisiana Tech	77 67	
8	H	Stanford	34 59					79	A	San Diego	54 59	179	N	SMU	46 58	
9	A	Oregon St.	43 71					84	A	Washington St.	46 67	186	H	Colorado	63 52	
10	A	UCLA	53 80					84	H	Washington St.	61 62	187	H	George Mason	68 60	
10	H	UCLA	39 73					89	A	California	56 75	189	N	Gardner-Webb	79 60	
								89	H	California	57 52	226	H	Kansas	67 52	
								97	H	New Mexico St.	68 64	237	A	North Texas	51 44	
												333	H	Howard	65 28	
LAST 12 Division I GAMES:																
10	A	UCLA	53 80	44	H	Southern California	57 67									
84	H	Washington St.	61 62	70	A	Oregon	54 76									
32	H	Washington	52 74	9	A	Oregon St.	43 71									
89	A	California	56 75	7	H	Arizona St.	47 62									
8	A	Stanford	58 82	7	A	Arizona St.	49 61									
10	H	UCLA	39 73	186	H	Colorado	63 52									

Non-Div I Games:

Arizona

■ Loss,
■ Non-Conf, S Site,
■ Home
■ Away
N Neutral

Average RPI Win:	101	WON-LOST	WINNING	LAST 10	STRENGTH OF	OPP. STRENGTH	TEAM	ADJ.	CONF.	ADJ CONF.
Average RPI Loss:	27	RECORD	PCT. RANK	GAMES	SCHEDULE	OF SCHEDULE	RPI	RPI	RPI	RPI
DIV. I ONLY	25- 4	16	9- 1	13	4	7	7	1	1	
DIV. I NON-CONF.	9- 3	69	0- 0	33	25	39	39	1	1	
TOTALS	RPI 1-25	RPI 26-50	W-L RECORDS	RPI 51-100	RPI 101-150	RPI 150+				
25- 4	5- 3	4- 0	OVERALL	7- 1	3- 0	6- 0				
13- 2	3- 1	2- 0	HOME	4- 1	1- 0	3- 0				
11- 1	2- 1	2- 0	AWAY	3- 0	2- 0	2- 0				
1- 1	0- 1	0- 0	NEUTRAL	0- 0	0- 0	1- 0				
9- 3	2- 2	0- 0	NON-CONFERENCE	1- 1	1- 0	5- 0				
4- 2	1- 1	0- 0	HOME	1- 1	0- 0	2- 0				
4- 0	1- 0	0- 0	AWAY	0- 0	1- 0	2- 0				
1- 1	0- 1	0- 0	NEUTRAL	0- 0	0- 0	1- 0				
16- 1	3- 1	4- 0	CONFERENCE	6- 0	2- 0	1- 0				
9- 0	2- 0	2- 0	HOME	3- 0	1- 0	1- 0				
7- 1	1- 1	2- 0	AWAY	3- 0	1- 0	0- 0				
0- 0	0- 0	0- 0	NEUTRAL	0- 0	0- 0	0- 0				

RPI 1-25				Team's RPI: 7		RPI 26-50				RPI 51-100				RPI 101+					
RPI	S	Opponent	Score		RPI	S	Opponent	Score		RPI	S	Opponent	Score		RPI	S	Opponent	Score	
2	N	South Carolina	58	60	32	A	Washington	68	61	70	A	Oregon	63	58	121	A	Hawaii	75	49
8	A	Stanford	63	61	32	H	Washington	77	57	77	H	Utah	80	60	135	A	Arizona	62	47
8	H	Stanford	49	31	44	A	Southern California	50	45	81	H	VCU	48	57	135	H	Arizona	61	49
9	A	Oregon St.	44	67	44	H	Southern California	69	68	84	A	Washington St.	63	45	179	A	SMU	64	57
10	H	UCLA	65	61						84	H	Washington St.	61	39	186	H	Colorado	64	37
14	H	Kentucky	64	68						89	A	California	64	49	210	A	Hartford	60	29
16	H	Florida St.	68	56						89	H	California	57	49	219	N	CSU Bakersfield	60	47
17	A	Syracuse	61	54						91	H	Marquette	90	80	236	H	Columbia	70	49
															297	H	CSUN	69	46
LAST 12 Division I GAMES:																			
44	A	Southern California	50	45	10	H	UCLA	65	61										
32	H	Washington	77	57	9	A	Oregon St.	44	67										
84	H	Washington St.	61	39	70	A	Oregon	63	58										
8	A	Stanford	63	61	135	A	Arizona	62	47										
89	A	California	64	49	135	H	Arizona	61	49										
44	H	Southern California	69	68	77	H	Utah	80	60										

Non-Div I Games:

Arizona St.

Average RPI Win:	285	WON-LOST	WINNING	LAST 10	STRENGTH OF	OPP. STRENGTH	TEAM	ADJ.	CONF.	ADJ CONF.
Average RPI Loss:	205	RECORD	PCT. RANK	GAMES	SCHEDULE	OF SCHEDULE	RPI	RPI	RPI	RPI
DIV. I ONLY	4- 19	319	3- 7	305	325	341	341	32	32	
DIV. I NON-CONF.	0- 7	338	0- 0	164	8	315	315	31	31	
TOTALS	RPI 1-25	RPI 26-50	W-L RECORDS	RPI 51-100	RPI 101-150	RPI 150+				
4- 19	0- 0	0- 1	OVERALL	0- 1	0- 4	4- 13				
4- 4	0- 0	0- 0	HOME	0- 0	0- 0	4- 4				
0- 15	0- 0	0- 1	AWAY	0- 0	0- 3	0- 3				
0- 0	0- 0	0- 0	NEUTRAL	0- 0	0- 0	0- 0				
0- 7	0- 0	0- 1	NON-CONFERENCE	0- 1	0- 4	0- 1				
0- 0	0- 0	0- 0	HOME	0- 0	0- 0	0- 0				
0- 7	0- 0	0- 1	AWAY	0- 1	0- 4	0- 1				
0- 0	0- 0	0- 0	NEUTRAL	0- 0	0- 0	0- 0				
4- 12	0- 0	0- 0	CONFERENCE	0- 0	0- 0	4- 12				
4- 4	0- 0	0- 0	HOME	0- 0	0- 0	4- 4				
0- 8	0- 0	0- 0	AWAY	0- 0	0- 0	0- 8				
0- 0	0- 0	0- 0	NEUTRAL	0- 0	0- 0	0- 0				

RPI 1-25			RPI 26-50			RPI 51-100			RPI 101+ Team's RPI: 341		
RPI	S	Opponent	Score	RPI	S	RPI	S	Opponent	Score	RPI	S
				28	A	92	A	Missouri	34 85	106	A
								Nebraska	46 96		
								Toledo	47 74		
								Iowa St.	41 70		
								Texas Tech	40 84		
								UAB	32 82		
								Ole Miss	45 80		
								Southern U.	70 74		
								Southern U.	61 78		
								Grambling	49 67		
								Grambling	83 68		
								Texas Southern	30 57		
								Texas Southern	51 57		
								Prairie View	55 70		
								Prairie View	66 70		
								Alabama St.	63 72		
								Alabama St.	53 68		
								Jackson St.	71 66		
								Alcorn	53 81		
								Alcorn	71 69		
								Alabama A&M	70 78		
								Alabama A&M	69 60		
								Mississippi Val.	60 62		
LAST 12 Division I GAMES:											
				180	A			Grambling	49 67	346	H
								Alabama A&M	69 60		
				243	H			Texas Southern	51 57	303	H
								Jackson St.	71 66		
				272	H			Prairie View	66 70	180	H
								Grambling	83 68		
				311	A			Alcorn	53 81	243	A
								Texas Southern	30 57		
				167	A			Southern U.	70 74	272	A
								Prairie View	55 70		
				280	H			Alabama St.	53 68	311	H
								Alcorn	71 69		

Non-Div I Games: Talladega 73 83 Philander Smith 63 51 Tougaloo 65 51 Talladega 68 55 Ark.-Pine Bluff

Arkansas

Through Games Of Feb. 27, 2016

Average RPI Win:	162	WON-LOST	WINNING	LAST 10	STRENGTH OF	OPP. STRENGTH	TEAM	ADJ.	CONF.	ADJ CONF.
Average RPI Loss:	57	RECORD	PCT. RANK	GAMES	SCHEDULE	OF SCHEDULE	RPI	RPI	RPI	RPI
DIV. I ONLY	11- 17	232	3- 7	27	28	131	131	2	2	
DIV. I NON-CONF.	5- 8	209	0- 0	216	113	256	256	2	2	
TOTALS	RPI 1-25	RPI 26-50	W-L RECORDS	RPI 51-100	RPI 101-150	RPI 150+				
11- 17	1- 6	2- 4	OVERALL	1- 4	3- 1	4- 2				
10- 4	1- 1	2- 1	HOME	1- 1	2- 0	4- 1				
1- 10	0- 3	0- 3	AWAY	0- 3	1- 0	0- 1				
0- 3	0- 2	0- 0	NEUTRAL	0- 0	0- 1	0- 0				
5- 8	0- 2	0- 0	NON-CONFERENCE	0- 3	1- 1	4- 2				
5- 2	0- 0	0- 0	HOME	0- 1	1- 0	4- 1				
0- 3	0- 0	0- 0	AWAY	0- 2	0- 0	0- 1				
0- 3	0- 2	0- 0	NEUTRAL	0- 0	0- 1	0- 0				
6- 9	1- 4	2- 4	CONFERENCE	1- 1	2- 0	0- 0				
5- 2	1- 1	2- 1	HOME	1- 0	1- 0	0- 0				
1- 7	0- 3	0- 3	AWAY	0- 1	1- 0	0- 0				
0- 0	0- 0	0- 0	NEUTRAL	0- 0	0- 0	0- 0				

RPI	S	Opponent	Score	RPI	S	Opponent	Score	RPI	S	Opponent	Score	RPI	S	Opponent	Score	Team's RPI: 131
2	A	South Carolina	32 85	26	A	Mississippi St.	55 80	56	A	Rutgers	40 60	123	A	LSU	48 44	
6	N	Texas	50 61	26	H	Mississippi St.	55 65	60	A	Auburn	60 71	133	N	La.-Lafayette	59 67	
9	N	Oregon St.	47 63	28	A	Missouri	48 69	65	A	South Dakota St.	69 76	144	H	Oral Roberts	65 50	
13	H	Texas A&M	67 61	28	H	Missouri	64 52	87	H	Vanderbilt	57 56	147	H	Alabama	69 67	
14	A	Kentucky	63 77	31	A	Tennessee	57 75	94	H	Missouri St.	54 69	184	H	Tulsa	67 74	
20	H	Florida	66 71	31	H	Tennessee	64 59					195	A	Butler	57 63	
22	A	Georgia	57 72									227	H	Sam Houston St.	67 47	
												306	H	Southeastern La.	97 53	
												331	H	New Orleans	73 41	
												349	H	Mississippi Val.	86 46	
LAST 12 Division I GAMES:																
22	A	Georgia	57 72	26	H	Mississippi St.	55 65									
14	A	Kentucky	63 77	20	H	Florida	66 71									
147	H	Alabama	69 67	60	A	Auburn	60 71									
28	A	Missouri	48 69	123	A	LSU	48 44									
87	H	Vanderbilt	57 56	28	H	Missouri	64 52									
31	A	Tennessee	57 75	31	H	Tennessee	64 59									

Non-Div I Games:

Arkansas

■ Loss,
■ Non-Conf,
■ S Site,
■ H Home
■ A Away
N Neutral

Average RPI Win:	210	WON-LOST	WINNING	LAST 10	STRENGTH OF	OPP. STRENGTH	TEAM	ADJ.	CONF.	ADJ CONF.
Average RPI Loss:	53	RECORD	PCT. RANK	GAMES	SCHEDULE	OF SCHEDULE	RPI	RPI	RPI	RPI
DIV. I ONLY	24- 3	11	10- 0	171	200	40	40	15	15	
DIV. I NON-CONF.	6- 3	99	0- 0	97	195	54	54	14	14	
TOTALS	RPI 1-25	RPI 26-50	W-L RECORDS	RPI 51-100	RPI 101-150	RPI 150+				
24- 3	0- 1	0- 1	OVERALL	2- 1	5- 0	17- 0				
13- 0	0- 0	0- 0	HOME	0- 0	3- 0	10- 0				
11- 3	0- 1	0- 1	AWAY	2- 1	2- 0	7- 0				
0- 0	0- 0	0- 0	NEUTRAL	0- 0	0- 0	0- 0				
6- 3	0- 1	0- 1	NON-CONFERENCE	2- 1	0- 0	4- 0				
3- 0	0- 0	0- 0	HOME	0- 0	0- 0	3- 0				
3- 3	0- 1	0- 1	AWAY	2- 1	0- 0	1- 0				
0- 0	0- 0	0- 0	NEUTRAL	0- 0	0- 0	0- 0				
18- 0	0- 0	0- 0	CONFERENCE	0- 0	5- 0	13- 0				
10- 0	0- 0	0- 0	HOME	0- 0	3- 0	7- 0				
8- 0	0- 0	0- 0	AWAY	0- 0	2- 0	6- 0				
0- 0	0- 0	0- 0	NEUTRAL	0- 0	0- 0	0- 0				

RPI 1-25				RPI 26-50				Team's RPI: 40	RPI 51-100				RPI 101+			
RPI	S	Opponent	Score	RPI	S	Opponent	Score		RPI	S	Opponent	Score	RPI	S	Opponent	Score
20	A	Florida	72 76	47	A	Chattanooga	54 55		61	A	FGCU	62 48	119	H	Little Rock	66 53
									88	A	UT Martin	76 74	133	A	La.-Lafayette	74 62
									92	A	Nebraska	71 79	133	H	La.-Lafayette	83 56
													143	A	UT Arlington	78 71
													143	H	UT Arlington	66 44
													171	A	Troy	101 81
													171	H	Troy	94 80
													198	A	South Ala.	66 53
													198	H	South Ala.	58 51
													211	A	Texas St.	74 59
													211	H	Texas St.	87 50
													259	H	Appalachian St.	83 60
													265	H	Austin Peay	66 55
													267	A	Georgia St.	85 64
													267	H	Georgia St.	75 54
													277	A	Tennessee Tech	77 55
													278	A	La.-Monroe	78 64
													278	H	La.-Monroe	66 43
													288	H	Wichita St.	67 40
													290	A	Ga. Southern	79 52
													290	H	Ga. Southern	77 54
													311	H	Alcorn	82 50
LAST 12 Division I GAMES:																
143	H	UT Arlington	66 44	171	H	Troy	94 80									
211	H	Texas St.	87 50	198	H	South Ala.	58 51									
267	A	Georgia St.	85 64	290	H	Ga. Southern	77 54									
290	A	Ga. Southern	79 52	267	H	Georgia St.	75 54									
278	A	La.-Monroe	78 64	211	A	Texas St.	74 59									
133	A	La.-Lafayette	74 62	143	A	UT Arlington	78 71									

Non-Div I Games:

Arkansas St.

■ Loss,
 ■ Non-Conf, S Site,
 ■ Home
 ■ Away
 N Neutral

Army West Point

Through Games Of Feb. 27, 2016

Average RPI Win:	247	WON-LOST	WINNING	LAST 10	STRENGTH OF	OPP. STRENGTH	TEAM	ADJ.	CONF.	ADJ CONF.
Average RPI Loss:	70	RECORD	PCT. RANK	GAMES	SCHEDULE	OF SCHEDULE	RPI	RPI	RPI	RPI
DIV. I ONLY	24- 2	7	10- 0	291	282	67	67	25	25	
DIV. I NON-CONF.	8- 1	23	0- 0	282	247	83	83	27	27	
TOTALS	RPI 1-25	RPI 26-50	W-L RECORDS	RPI 51-100	RPI 101-150	RPI 150+				
24- 2	0- 0	0- 0	OVERALL	3- 2	0- 0	21- 0				
13- 0	0- 0	0- 0	HOME	3- 0	0- 0	10- 0				
10- 2	0- 0	0- 0	AWAY	0- 2	0- 0	10- 0				
1- 0	0- 0	0- 0	NEUTRAL	0- 0	0- 0	1- 0				
8- 1	0- 0	0- 0	NON-CONFERENCE	2- 1	0- 0	6- 0				
5- 0	0- 0	0- 0	HOME	2- 0	0- 0	3- 0				
3- 1	0- 0	0- 0	AWAY	0- 1	0- 0	3- 0				
0- 0	0- 0	0- 0	NEUTRAL	0- 0	0- 0	0- 0				
16- 1	0- 0	0- 0	CONFERENCE	1- 1	0- 0	15- 0				
8- 0	0- 0	0- 0	HOME	1- 0	0- 0	7- 0				
7- 1	0- 0	0- 0	AWAY	0- 1	0- 0	7- 0				
1- 0	0- 0	0- 0	NEUTRAL	0- 0	0- 0	1- 0				

RPI 1-25			RPI 26-50			RPI 51-100			Team's RPI: 67	RPI 101+		
RPI	S	Opponent	Score	RPI	S	Opponent	Score	RPI	S	Opponent	Score	
						53	H Albany (NY)	65	62	162	A Yale	65 61
						54	A Duke	61	72	206	A Lehigh	69 49
						85	A Bucknell	69	79	206	H Lehigh	63 39
						85	H Bucknell	68	63	221	A Navy	49 34
						90	H Quinnipiac	67	57	221	N Navy	75 38
										241	A Loyola Maryland	52 44
										241	H Loyola Maryland	70 37
										250	A Holy Cross	80 49
										250	H Holy Cross	77 58
										276	H Pepperdine	63 53
										279	A American	52 42
										279	H American	87 51
										284	H Central Conn. St.	81 52
										293	H Rider	57 42
										307	A Colgate	78 55
										307	H Colgate	67 55
										327	A Lafayette	78 45
										327	H Lafayette	84 57
										335	A St. Francis Brooklyn	74 35
										344	H Boston U.	72 38
										345	A NJIT	71 35
LAST 12 Division I GAMES:												
						206	A Lehigh	69	49	241	A Loyola Maryland	52 44
						344	H Boston U.	72	38	327	H Lafayette	84 57
						221	A Navy	49	34	85	H Bucknell	68 63
						250	A Holy Cross	80	49	221	N Navy	75 38
						279	H American	87	51	250	H Holy Cross	77 58
						307	A Colgate	78	55	279	A American	52 42

Non-Div I Games: Emerson 86 47

Army West Point

Loss, Non-Conf, S Site, H Home A Away N Neutral

Average RPI Win:	168	WON-LOST	WINNING	LAST 10	STRENGTH OF	OPP. STRENGTH	TEAM	ADJ.	CONF.	ADJ CONF.
Average RPI Loss:	38	RECORD	PCT. RANK	GAMES	SCHEDULE	OF SCHEDULE	RPI	RPI	RPI	RPI
DIV. I ONLY	18- 10	86	6- 4	71	38	60	60	2	2	
DIV. I NON-CONF.	10- 3	61	0- 0	267	130	109	109	2	2	
TOTALS	RPI 1-25	RPI 26-50	W-L RECORDS	RPI 51-100	RPI 101-150	RPI 150+				
18- 10	2- 4	0- 3	OVERALL	2- 3	5- 0	9- 0				
9- 4	2- 2	0- 1	HOME	1- 1	3- 0	3- 0				
6- 6	0- 2	0- 2	AWAY	0- 2	2- 0	4- 0				
3- 0	0- 0	0- 0	NEUTRAL	1- 0	0- 0	2- 0				
10- 3	0- 0	0- 0	NON-CONFERENCE	1- 3	1- 0	8- 0				
4- 1	0- 0	0- 0	HOME	0- 1	1- 0	3- 0				
3- 2	0- 0	0- 0	AWAY	0- 2	0- 0	3- 0				
3- 0	0- 0	0- 0	NEUTRAL	1- 0	0- 0	2- 0				
8- 7	2- 4	0- 3	CONFERENCE	1- 0	4- 0	1- 0				
5- 3	2- 2	0- 1	HOME	1- 0	2- 0	0- 0				
3- 4	0- 2	0- 2	AWAY	0- 0	2- 0	1- 0				
0- 0	0- 0	0- 0	NEUTRAL	0- 0	0- 0	0- 0				

RPI	S	Opponent	Score	RPI	S	Opponent	Score	RPI	S	Opponent	Score	RPI	S	Opponent	Score
2	H	South Carolina	58 74	26	A	Mississippi St.	45 60	61	A	FGCU	45 52	123	A	LSU	63 53
13	H	Texas A&M	49 57	28	H	Missouri	55 69	76	N	Minnesota	81 79	131	H	Arkansas	71 60
14	A	Kentucky	47 54	31	A	Tennessee	52 79	87	H	Vanderbilt	53 45	147	A	Alabama	59 55
14	H	Kentucky	66 61					91	A	Marquette	69 70	147	H	Alabama	72 59
20	H	Florida	80 58					96	H	Virginia	52 69	149	H	UAB	85 71
22	A	Georgia	30 63									152	N	Boise St.	55 53
												164	H	East Carolina	83 69
												165	A	Ole Miss	65 60
												187	H	George Mason	88 59
												255	N	Coppin St.	69 54
												287	A	Towson	74 52
												292	A	Savannah St.	62 40
												306	A	Southeastern La.	80 68
												325	H	Winthrop	76 33
LAST 12 Division I GAMES:															
13	H	Texas A&M	49 57	123	A	LSU	63 53								
28	H	Missouri	55 69	22	A	Georgia	30 63								
20	H	Florida	80 58	131	H	Arkansas	71 60								
165	A	Ole Miss	65 60	2	H	South Carolina	58 74								
147	A	Alabama	59 55	14	A	Kentucky	47 54								
87	H	Vanderbilt	53 45	147	H	Alabama	72 59								

Non-Div I Games:

Auburn

■ Loss,
 ■ Non-Conf, S Site,
 ■ Home
 ■ Away
 N Neutral

Average RPI Win:	248	WON-LOST	WINNING	LAST 10	STRENGTH OF	OPP. STRENGTH	TEAM	ADJ.	CONF.	ADJ CONF.
Average RPI Loss:	148	RECORD	PCT. RANK	GAMES	SCHEDULE	OF SCHEDULE	RPI	RPI	RPI	RPI
DIV. I ONLY	8- 19	276	4- 6	157	212	265	265	24	24	
DIV. I NON-CONF.	0- 11	338	0- 0	39	75	277	277	24	24	
TOTALS	RPI 1-25	RPI 26-50	W-L RECORDS	RPI 51-100	RPI 101-150	RPI 150+				
8- 19	0- 0	0- 3	OVERALL	1- 6	0- 3	7- 7				
7- 3	0- 0	0- 0	HOME	1- 2	0- 1	6- 0				
1- 15	0- 0	0- 2	AWAY	0- 4	0- 2	1- 7				
0- 1	0- 0	0- 1	NEUTRAL	0- 0	0- 0	0- 0				
0- 11	0- 0	0- 3	NON-CONFERENCE	0- 4	0- 1	0- 3				
0- 2	0- 0	0- 0	HOME	0- 2	0- 0	0- 0				
0- 8	0- 0	0- 2	AWAY	0- 2	0- 1	0- 3				
0- 1	0- 0	0- 1	NEUTRAL	0- 0	0- 0	0- 0				
8- 8	0- 0	0- 0	CONFERENCE	1- 2	0- 2	7- 4				
7- 1	0- 0	0- 0	HOME	1- 0	0- 1	6- 0				
1- 7	0- 0	0- 0	AWAY	0- 2	0- 1	1- 4				
0- 0	0- 0	0- 0	NEUTRAL	0- 0	0- 0	0- 0				

RPI S	Opponent	Score	RPI S	Opponent	Score	RPI S	Opponent	Score	RPI S	Opponent	Score	Team's RPI: 265
39 N	Indiana	58 90	59 H	Middle Tenn.	55 86	103 A	Wright St.	56 77				
40 A	Arkansas St.	55 66	66 A	Ball St.	44 72	148 A	SIUE	75 94				
42 A	Western Ky.	69 88	87 A	Vanderbilt	56 73	148 H	SIUE	61 72				
			88 A	UT Martin	51 75	159 A	ETSU	76 80				
			88 H	UT Martin	80 70	188 H	Eastern Ky.	94 66				
			89 H	California	58 67	224 A	Southeast Mo. St.	69 71				
			93 A	Belmont	82 88	224 H	Southeast Mo. St.	74 71				
						251 A	Tennessee St.	58 66				
						268 A	Murray St.	72 75				
						268 H	Murray St.	81 72				
						274 A	Miami (OH)	60 75				
						277 H	Tennessee Tech	91 75				
						286 A	Kennesaw St.	65 73				
						295 H	Jacksonville St.	61 59				
						304 A	Morehead St.	96 75				
						339 A	Eastern Ill.	56 64				
						339 H	Eastern Ill.	80 45				
LAST 12 Division I GAMES:												
224 H	Southeast Mo. St.	74 71	88 A	UT Martin	51 75							
268 H	Murray St.	81 72	224 A	Southeast Mo. St.	69 71							
148 A	SIUE	75 94	148 H	SIUE	61 72							
88 H	UT Martin	80 70	339 H	Eastern Ill.	80 45							
339 A	Eastern Ill.	56 64	304 A	Morehead St.	96 75							
268 A	Murray St.	72 75	93 A	Belmont	82 88							

Non-Div I Games: Trevecca Nazarene 97 75 Christian Bros. 74 55

Austin Peay

Loss, Non-Conf, S Site, H Home A Away N Neutral

Average RPI Win:	152	WON-LOST	WINNING	LAST 10	STRENGTH OF	OPP. STRENGTH	TEAM	ADJ.	CONF.	ADJ CONF.
Average RPI Loss:	57	RECORD	PCT. RANK	GAMES	SCHEDULE	OF SCHEDULE	RPI	RPI	RPI	RPI
DIV. I ONLY	23- 5	22	9- 1	57	90	15	15	8	8	
DIV. I NON-CONF.	7- 3	91	0- 0	13	64	14	14	9	9	
TOTALS	RPI 1-25	RPI 26-50	W-L RECORDS	RPI 51-100	RPI 101-150	RPI 150+				
23- 5	1- 1	0- 2	OVERALL	8- 1	3- 1	11- 0				
12- 0	0- 0	0- 0	HOME	5- 0	1- 0	6- 0				
8- 4	0- 0	0- 2	AWAY	3- 1	0- 1	5- 0				
3- 1	1- 1	0- 0	NEUTRAL	0- 0	2- 0	0- 0				
7- 3	1- 1	0- 2	NON-CONFERENCE	1- 0	2- 0	3- 0				
3- 0	0- 0	0- 0	HOME	1- 0	0- 0	2- 0				
1- 2	0- 0	0- 2	AWAY	0- 0	0- 0	1- 0				
3- 1	1- 1	0- 0	NEUTRAL	0- 0	2- 0	0- 0				
16- 2	0- 0	0- 0	CONFERENCE	7- 1	1- 1	8- 0				
9- 0	0- 0	0- 0	HOME	4- 0	1- 0	4- 0				
7- 2	0- 0	0- 0	AWAY	3- 1	0- 1	4- 0				
0- 0	0- 0	0- 0	NEUTRAL	0- 0	0- 0	0- 0				

RPI 1-25				Team's RPI: 15				RPI 26-50				RPI 51-100				RPI 101+			
RPI	S	Opponent	Score	RPI	S	Opponent	Score	RPI	S	Opponent	Score	RPI	S	Opponent	Score				
13	N	Texas A&M	72 64	34	A	Oklahoma	47 73	52	A	St. Mary's (CA)	65 44	104	A	Gonzaga	55 73				
22	N	Georgia	58 66	46	A	Colorado St.	55 61	52	H	St. Mary's (CA)	65 59	104	H	Gonzaga	58 54				
								68	A	Santa Clara	68 63	121	N	Hawaii	67 56				
								68	H	Santa Clara	70 63	125	N	Penn St.	63 51				
								77	H	Utah	73 59	163	A	Pacific	67 57				
								79	A	San Diego	65 78	163	H	Pacific	79 62				
								79	H	San Diego	68 60	196	A	Weber St.	68 51				
								99	A	San Francisco	66 57	204	H	Utah Valley	78 62				
								99	H	San Francisco	65 62	218	H	Utah St.	81 69				
												240	A	Loyola Marymount	82 75				
												240	H	Loyola Marymount	75 61				
												276	A	Pepperdine	77 66				
												276	H	Pepperdine	69 64				
												282	A	Portland	84 59				
												282	H	Portland	78 66				
LAST 12 Division I GAMES:																			
104	A	Gonzaga	55 73	163	A	Pacific	67 57												
282	A	Portland	84 59	276	A	Pepperdine	77 66												
79	H	San Diego	68 60	240	A	Loyola Marymount	82 75												
68	H	Santa Clara	70 63	276	H	Pepperdine	69 64												
99	H	San Francisco	65 62	240	H	Loyola Marymount	75 61												
52	A	St. Mary's (CA)	65 44	282	H	Portland	78 66												

Non-Div I Games: BYU-Hawaii 85 40

BYU

■ Loss,
 ■ Non-Conf, S Site,
 ■ Home
 ■ Away
 N Neutral

Average RPI Win:	174	WON-LOST	WINNING	LAST 10	STRENGTH OF	OPP. STRENGTH	TEAM	ADJ.	CONF.	ADJ CONF.
Average RPI Loss:	88	RECORD	PCT. RANK	GAMES	SCHEDULE	OF SCHEDULE	RPI	RPI	RPI	RPI
DIV. I ONLY	18- 8	69	6- 4	84	114	66	66	11	11	
DIV. I NON-CONF.	7- 3	91	0- 0	201	85	95	95	13	13	
TOTALS	RPI 1-25	RPI 26-50	W-L RECORDS	RPI 51-100	RPI 101-150	RPI 150+				
18- 8	0- 1	1- 2	OVERALL	3- 4	6- 0	8- 1				
10- 2	0- 0	1- 1	HOME	2- 1	4- 0	3- 0				
7- 5	0- 0	0- 1	AWAY	1- 0	2- 0	4- 0				
1- 1	0- 1	0- 0	NEUTRAL	0- 0	0- 0	1- 0				
7- 3	0- 1	1- 0	NON-CONFERENCE	1- 2	0- 0	5- 0				
4- 0	0- 0	1- 0	HOME	1- 0	0- 0	2- 0				
2- 2	0- 0	0- 0	AWAY	0- 2	0- 0	2- 0				
1- 1	0- 1	0- 0	NEUTRAL	0- 0	0- 0	1- 0				
11- 5	0- 0	0- 2	CONFERENCE	2- 2	6- 0	3- 1				
6- 2	0- 0	0- 1	HOME	1- 1	4- 0	1- 0				
5- 3	0- 0	0- 1	AWAY	1- 1	2- 0	2- 1				
0- 0	0- 0	0- 0	NEUTRAL	0- 0	0- 0	0- 0				

RPI S	Opponent	Score	RPI S	Opponent	Score	RPI S	Opponent	Score	RPI S	Opponent	Score
20 N	Florida	79 85	42 H	Western Ky.	74 60	55 H	Saint Louis	79 70	106 H	Toledo	75 69
			43 A	Ohio	48 73	57 A	Purdue	63 73	120 A	Buffalo	59 57
			43 H	Ohio	67 68	72 A	Central Mich.	66 67	120 H	Buffalo	68 63
						72 H	Central Mich.	65 74	124 H	Akron	78 71
						78 A	Charlotte	66 72	137 A	Western Mich.	77 53
						86 A	Eastern Mich.	67 63	137 H	Western Mich.	60 54
						86 H	Eastern Mich.	76 54	195 H	Butler	58 50
									207 N	Massachusetts	81 54
									252 A	Northern Ill.	73 57
									258 A	Bowling Green	67 56
									265 H	Austin Peay	72 44
									274 H	Miami (OH)	66 41
									322 A	Kent St.	50 59
									328 A	Evansville	73 53
									332 A	Lipscomb	72 60
LAST 12 Division I GAMES:											
86 A	Eastern Mich.	67 63	120 A	Buffalo	59 57						
72 A	Central Mich.	66 67	124 H	Akron	78 71						
137 H	Western Mich.	60 54	43 H	Ohio	67 68						
252 A	Northern Ill.	73 57	137 A	Western Mich.	77 53						
322 A	Kent St.	50 59	86 H	Eastern Mich.	76 54						
72 H	Central Mich.	65 74	258 A	Bowling Green	67 56						

Non-Div I Games: Ohio Valley 94 45

Ball St.

■ Loss,
 ■ Non-Conf, S Site,
 ■ Home
 ■ Away
 N Neutral

Average RPI Win:	98	WON-LOST	WINNING	LAST 10	STRENGTH OF	OPP. STRENGTH	TEAM	ADJ.	CONF.	ADJ CONF.
Average RPI Loss:	25	RECORD	PCT. RANK	GAMES	SCHEDULE	OF SCHEDULE	RPI	RPI	RPI	RPI
DIV. I ONLY	29- 1	2	10- 0	16	19	3	3	3	3	3
DIV. I NON-CONF.	13- 0	1	0- 0	28	61	3	3	3	3	3
TOTALS	RPI 1-25	RPI 26-50	W-L RECORDS	RPI 51-100	RPI 101-150	RPI 150+				
29- 1	4- 1	9- 0	OVERALL	2- 0	7- 0	7- 0				
17- 0	2- 0	4- 0	HOME	1- 0	5- 0	5- 0				
8- 1	1- 1	3- 0	AWAY	1- 0	2- 0	1- 0				
4- 0	1- 0	2- 0	NEUTRAL	0- 0	0- 0	1- 0				
13- 0	2- 0	3- 0	NON-CONFERENCE	0- 0	3- 0	5- 0				
9- 0	1- 0	1- 0	HOME	0- 0	3- 0	4- 0				
0- 0	0- 0	0- 0	AWAY	0- 0	0- 0	0- 0				
4- 0	1- 0	2- 0	NEUTRAL	0- 0	0- 0	1- 0				
16- 1	2- 1	6- 0	CONFERENCE	2- 0	4- 0	2- 0				
8- 0	1- 0	3- 0	HOME	1- 0	2- 0	1- 0				
8- 1	1- 1	3- 0	AWAY	1- 0	2- 0	1- 0				
0- 0	0- 0	0- 0	NEUTRAL	0- 0	0- 0	0- 0				

RPI	S	Opponent	Score	RPI	S	Opponent	Score	RPI	S	Opponent	Score	RPI	S	Opponent	Score
6	A	Texas	80 67	27	A	West Virginia	71 61	83	A	TCU	81 75	109	A	Iowa St.	77 61
18	H	DePaul	86 72	27	H	West Virginia	69 64	83	H	TCU	72 55	109	H	Iowa St.	78 41
19	N	Michigan St.	84 76	30	H	South Fla.	66 63					122	H	Northwestern St.	86 44
25	A	Oklahoma St.	45 52	34	A	Oklahoma	78 70					140	A	Texas Tech	66 36
25	H	Oklahoma St.	66 41	34	H	Oklahoma	78 68					140	H	Texas Tech	69 43
				35	N	Miami (FL)	88 81					143	H	UT Arlington	62 20
				41	N	James Madison	77 63					144	H	Oral Roberts	97 39
				45	A	Kansas St.	63 52					155	H	Southern Miss.	97 42
				45	H	Kansas St.	87 52					156	H	McNeese St.	105 46
												180	H	Grambling	96 42
												220	N	Cincinnati	72 34
												223	H	Rice	89 38
												226	A	Kansas	58 40
												226	H	Kansas	81 49
LAST 12 Division I GAMES:															
45	A	Kansas St.	63 52	226	H	Kansas	81 49								
34	A	Oklahoma	78 70	45	H	Kansas St.	87 52								
109	H	Iowa St.	78 41	27	A	West Virginia	71 61								
25	H	Oklahoma St.	66 41	140	H	Texas Tech	69 43								
140	A	Texas Tech	66 36	109	A	Iowa St.	77 61								
83	A	TCU	81 75	6	A	Texas	80 67								

Non-Div I Games:

Baylor

■ Loss,
 ■ Non-Conf, S Site,
 ■ Home
 ■ Away
 N Neutral

Average RPI Win:	258	WON-LOST	WINNING	LAST 10	STRENGTH OF	OPP. STRENGTH	TEAM	ADJ.	CONF.	ADJ CONF.
Average RPI Loss:	86	RECORD	PCT. RANK	GAMES	SCHEDULE	OF SCHEDULE	RPI	RPI	RPI	RPI
DIV. I ONLY	18- 8	69	9- 1	221	231	93	93	24	24	
DIV. I NON-CONF.	6- 5	146	0- 0	95	120	84	84	24	24	
TOTALS	RPI 1-25	RPI 26-50	W-L RECORDS	RPI 51-100	RPI 101-150	RPI 150+				
18- 8	0- 2	0- 2	OVERALL	0- 1	2- 2	16- 1				
11- 0	0- 0	0- 0	HOME	0- 0	1- 0	10- 0				
7- 8	0- 2	0- 2	AWAY	0- 1	1- 2	6- 1				
0- 0	0- 0	0- 0	NEUTRAL	0- 0	0- 0	0- 0				
6- 5	0- 2	0- 2	NON-CONFERENCE	0- 0	2- 1	4- 0				
3- 0	0- 0	0- 0	HOME	0- 0	1- 0	2- 0				
3- 5	0- 2	0- 2	AWAY	0- 0	1- 1	2- 0				
0- 0	0- 0	0- 0	NEUTRAL	0- 0	0- 0	0- 0				
12- 3	0- 0	0- 0	CONFERENCE	0- 1	0- 1	12- 1				
8- 0	0- 0	0- 0	HOME	0- 0	0- 0	8- 0				
4- 3	0- 0	0- 0	AWAY	0- 1	0- 1	4- 1				
0- 0	0- 0	0- 0	NEUTRAL	0- 0	0- 0	0- 0				

RPI 1-25				RPI 26-50				RPI 51-100				Team's RPI: 93	RPI 101+			
RPI	S	Opponent	Score	RPI	S	Opponent	Score	RPI	S	Opponent	Score		RPI	S	Opponent	Score
5	A	Ohio St.	56 84	42	A	Western Ky.	65 80	88	A	UT Martin	79 81		113	A	IUPUI	59 62
21	A	Green Bay	62 66	47	A	Chattanooga	53 62						127	A	Wake Forest	78 64
													148	A	SIUE	60 73
													149	H	UAB	63 62
													171	H	Troy	102 93
													188	A	Eastern Ky.	65 51
													188	H	Eastern Ky.	72 61
													224	A	Southeast Mo. St.	74 81
													251	H	Tennessee St.	80 65
													265	H	Austin Peay	88 82
													268	H	Murray St.	87 61
													273	H	Cleveland St.	76 58
													277	A	Tennessee Tech	80 79
													277	H	Tennessee Tech	70 49
													295	A	Jacksonville St.	44 32
													295	H	Jacksonville St.	56 42
													304	A	Morehead St.	89 74
													304	H	Morehead St.	99 71
													332	A	Lipscomb	90 68
													339	H	Eastern Ill.	89 61
													346	A	Alabama A&M	78 28
LAST 12 Division I GAMES:																
188	A	Eastern Ky.	65 51	304	H	Morehead St.	99 71									
277	H	Tennessee Tech	70 49	277	A	Tennessee Tech	80 79									
88	A	UT Martin	79 81	251	H	Tennessee St.	80 65									
304	A	Morehead St.	89 74	295	A	Jacksonville St.	44 32									
295	H	Jacksonville St.	56 42	265	H	Austin Peay	88 82									
188	H	Eastern Ky.	72 61	268	H	Murray St.	87 61									

Non-Div I Games: Young Harris 80 31 Trevecca Nazarene 86 59

Belmont

Loss, Non-Conf, S Site, H Home A Away N Neutral

Average RPI Win:	310	WON-LOST	WINNING	LAST 10	STRENGTH OF	OPP. STRENGTH	TEAM	ADJ.	CONF.	ADJ CONF.
Average RPI Loss:	202	RECORD	PCT. RANK	GAMES	SCHEDULE	OF SCHEDULE	RPI	RPI	RPI	RPI
DIV. I ONLY	14- 11	136	7- 3	345	345	263	263	31	31	
DIV. I NON-CONF.	4- 7	222	0- 0	300	321	276	276	30	30	
TOTALS	RPI 1-25	RPI 26-50	W-L RECORDS	RPI 51-100	RPI 101-150	RPI 150+				
14- 11	0- 0	0- 1	OVERALL	0- 0	0- 1	14- 9				
7- 3	0- 0	0- 0	HOME	0- 0	0- 1	7- 2				
5- 6	0- 0	0- 0	AWAY	0- 0	0- 0	5- 0				
2- 2	0- 0	0- 0	NEUTRAL	0- 0	0- 0	2- 2				
4- 7	0- 0	0- 1	NON-CONFERENCE	0- 0	0- 1	4- 5				
0- 3	0- 0	0- 0	HOME	0- 0	0- 1	0- 2				
2- 2	0- 0	0- 1	AWAY	0- 0	0- 0	2- 1				
2- 2	0- 0	0- 0	NEUTRAL	0- 0	0- 0	2- 2				
10- 4	0- 0	0- 0	CONFERENCE	0- 0	0- 0	10- 4				
7- 0	0- 0	0- 0	HOME	0- 0	0- 0	7- 0				
3- 4	0- 0	0- 0	AWAY	0- 0	0- 0	3- 4				
0- 0	0- 0	0- 0	NEUTRAL	0- 0	0- 0	0- 0				

RPI S	Opponent	Score	RPI S	Opponent	Score	RPI S	Opponent	Score	RPI S	Opponent	Score	Team's RPI: 263
			35 A	Miami (FL)	47 55				145 H	Jacksonville	53 63	
									166 A	Hampton	45 60	
									181 A	Fla. Atlantic	60 82	
									192 H	Stetson	38 62	
									214 A	N.C. A&T	55 68	
									215 H	Brown	61 68	
									230 N	Western Ill.	59 75	
									248 H	Morgan St.	63 48	
									255 H	Coppin St.	69 56	
									267 N	Georgia St.	61 68	
									285 A	UMES	71 76	
									290 N	Ga. Southern	65 49	
									292 H	Savannah St.	50 44	
									294 A	Florida A&M	48 53	
									294 H	Florida A&M	67 60	
									301 A	Western Caro.	66 59	
									308 H	South Carolina St.	65 50	
									324 A	North Florida	53 49	
									326 N	LIU Brooklyn	68 55	
									330 H	Delaware St.	66 35	
									333 A	Howard	81 77	
									347 A	Norfolk St.	53 45	
									348 A	N.C. Central	63 46	
									348 H	N.C. Central	62 50	
LAST 12 Division I GAMES:												
348 H	N.C. Central	62 50	294 H	Florida A&M	67 60							
294 A	Florida A&M	48 53	333 A	Howard	81 77							
214 A	N.C. A&T	55 68	285 A	UMES	71 76							
348 A	N.C. Central	63 46	248 H	Morgan St.	63 48							
330 H	Delaware St.	66 35	255 H	Coppin St.	69 56							
292 H	Savannah St.	50 44	347 A	Norfolk St.	53 45							

Non-Div I Games: Warner 100 28 Edward Waters 67 48

Bethune-Cookman

Loss, Non-Conf, S Site, H Home A Away N Neutral

Binghamton

Through Games Of Feb. 27, 2016

Average RPI Win:	264	WON-LOST	WINNING	LAST 10	STRENGTH OF	OPP. STRENGTH	TEAM	ADJ.	CONF.	ADJ CONF.
Average RPI Loss:	147	RECORD	PCT. RANK	GAMES	SCHEDULE	OF SCHEDULE	RPI	RPI	RPI	RPI
DIV. I ONLY	10- 16	240	4- 6	192	243	229	229	16	16	
DIV. I NON-CONF.	2- 8	290	0- 0	245	289	306	306	18	18	
TOTALS	RPI 1-25	RPI 26-50	W-L RECORDS	RPI 51-100	RPI 101-150	RPI 150+				
10- 16	0- 0	0- 0	OVERALL	0- 6	1- 1	9- 9				
7- 3	0- 0	0- 0	HOME	0- 2	1- 0	6- 1				
3- 13	0- 0	0- 0	AWAY	0- 4	0- 1	3- 8				
0- 0	0- 0	0- 0	NEUTRAL	0- 0	0- 0	0- 0				
2- 8	0- 0	0- 0	NON-CONFERENCE	0- 2	0- 0	2- 6				
2- 0	0- 0	0- 0	HOME	0- 0	0- 0	2- 0				
0- 8	0- 0	0- 0	AWAY	0- 2	0- 0	0- 6				
0- 0	0- 0	0- 0	NEUTRAL	0- 0	0- 0	0- 0				
8- 8	0- 0	0- 0	CONFERENCE	0- 4	1- 1	7- 3				
5- 3	0- 0	0- 0	HOME	0- 2	1- 0	4- 1				
3- 5	0- 0	0- 0	AWAY	0- 2	0- 1	3- 2				
0- 0	0- 0	0- 0	NEUTRAL	0- 0	0- 0	0- 0				

RPI 1-25				RPI 26-50				RPI 51-100				RPI 101+				Team's RPI: 229	
RPI	S	Opponent	Score	RPI	S	Opponent	Score	RPI	S	Opponent	Score	RPI	S	Opponent	Score		
								53	A	Albany (NY)	58	64	146	A	Stony Brook	58	64
								53	H	Albany (NY)	47	59	146	H	Stony Brook	54	47
								64	A	Michigan	62	90	153	A	Xavier	55	64
								69	A	Maine	37	69	158	A	Cornell	57	64
								69	H	Maine	38	52	169	A	UMBC	51	62
								85	A	Bucknell	46	76	169	H	UMBC	70	56
													202	A	Sacred Heart	60	69
													208	A	Canisius	50	80
													210	A	Hartford	53	47
													210	H	Hartford	39	41
													215	A	Brown	65	67
													236	A	Columbia	64	71
													254	A	New Hampshire	49	64
													254	H	New Hampshire	51	50
													289	A	Vermont	57	53
													289	H	Vermont	66	52
													307	H	Colgate	63	56
													317	A	UMass Lowell	75	70
													317	H	UMass Lowell	55	52
													345	H	NJIT	54	50
LAST 12 Division I GAMES:																	
				69	A	Maine	37	69		254	A	New Hampshire	49	64			
				169	H	UMBC	70	56		146	H	Stony Brook	54	47			
				317	H	UMass Lowell	55	52		69	H	Maine	38	52			
				289	H	Vermont	66	52		169	A	UMBC	51	62			
				210	H	Hartford	39	41		317	A	UMass Lowell	75	70			
				53	A	Albany (NY)	58	64		289	A	Vermont	57	53			

Non-Div I Games: Cedar Crest 74 18 Misericordia 73 44 Nyack 65 33

Binghamton

Loss, Non-Conf, S Site, H Home A Away N Neutral

Average RPI Win:	237	WON-LOST	WINNING	LAST 10	STRENGTH OF	OPP. STRENGTH	TEAM	ADJ.	CONF.	ADJ CONF.
Average RPI Loss:	142	RECORD	PCT. RANK	GAMES	SCHEDULE	OF SCHEDULE	RPI	RPI	RPI	RPI
DIV. I ONLY	15- 10	117	6- 4	205	219	152	152	19	19	
DIV. I NON-CONF.	5- 4	138	0- 0	262	210	202	202	20	20	
TOTALS	RPI 1-25	RPI 26-50	W-L RECORDS	RPI 51-100	RPI 101-150	RPI 150+				
15- 10	0- 0	0- 2	OVERALL	0- 2	0- 1	15- 5				
7- 5	0- 0	0- 1	HOME	0- 1	0- 0	7- 3				
7- 4	0- 0	0- 1	AWAY	0- 0	0- 1	7- 2				
1- 1	0- 0	0- 0	NEUTRAL	0- 1	0- 0	1- 0				
5- 4	0- 0	0- 0	NON-CONFERENCE	0- 2	0- 0	5- 2				
1- 3	0- 0	0- 0	HOME	0- 1	0- 0	1- 2				
3- 0	0- 0	0- 0	AWAY	0- 0	0- 0	3- 0				
1- 1	0- 0	0- 0	NEUTRAL	0- 1	0- 0	1- 0				
10- 6	0- 0	0- 2	CONFERENCE	0- 0	0- 1	10- 3				
6- 2	0- 0	0- 1	HOME	0- 0	0- 0	6- 1				
4- 4	0- 0	0- 1	AWAY	0- 0	0- 1	4- 2				
0- 0	0- 0	0- 0	NEUTRAL	0- 0	0- 0	0- 0				

RPI 1-25			RPI 26-50			RPI 51-100			RPI 101+ Team's RPI: 152		
RPI	S	Opponent	Score	RPI	S	Opponent	Score	RPI	S	Opponent	Score
				46	A	Colorado St.	64 68	60	N	Auburn	53 55
				46	H	Colorado St.	51 83	84	H	Washington St.	52 57
LAST 12 Division I GAMES:											
246	H	San Diego St.	68 63	218	A	Utah St.	63 58	126	A	Fresno St.	57 62
203	A	UNLV	68 78	182	A	New Mexico	81 60	182	A	New Mexico	81 60
182	H	New Mexico	60 70	203	H	UNLV	75 56	182	H	New Mexico	60 70
238	A	Wyoming	58 82	238	H	Wyoming	58 49	183	A	Eastern Wash.	84 79
46	H	Colorado St.	51 83	194	A	San Jose St.	78 75	192	N	Stetson	71 65
343	H	Air Force	61 48	246	A	San Diego St.	75 45	194	A	San Jose St.	78 75
				246	H	San Diego St.	68 63	203	A	UNLV	68 78
				262	A	Seattle	84 66	203	H	UNLV	75 56
				282	A	Portland	89 49	204	H	Utah Valley	70 72
				316	H	Nevada	66 58	218	A	Utah St.	63 58
				343	H	Air Force	61 48	218	H	Utah St.	84 78

Non-Div I Games: Concordia Portland 84 77 Cal St. L.A. 58 44

Boise St.

■ Loss,
 ■ Non-Conf, S Site,
 ■ Home
 ■ Away
 N Neutral

Average RPI Win:	199	WON-LOST	WINNING	LAST 10	STRENGTH OF	OPP. STRENGTH	TEAM	ADJ.	CONF.	ADJ CONF.
Average RPI Loss:	52	RECORD	PCT. RANK	GAMES	SCHEDULE	OF SCHEDULE	RPI	RPI	RPI	RPI
DIV. I ONLY	14- 15	180	1- 9	68	42	116	116	5	5	
DIV. I NON-CONF.	12- 1	9	0- 0	252	135	62	62	5	5	
TOTALS	RPI 1-25	RPI 26-50	W-L RECORDS	RPI 51-100	RPI 101-150	RPI 150+				
14- 15	0- 6	0- 3	OVERALL	3- 3	1- 3	10- 0				
8- 7	0- 3	0- 1	HOME	1- 1	1- 2	6- 0				
5- 7	0- 3	0- 1	AWAY	1- 2	0- 1	4- 0				
1- 1	0- 0	0- 1	NEUTRAL	1- 0	0- 0	0- 0				
12- 1	0- 0	0- 1	NON-CONFERENCE	3- 0	0- 0	9- 0				
7- 0	0- 0	0- 0	HOME	1- 0	0- 0	6- 0				
4- 0	0- 0	0- 0	AWAY	1- 0	0- 0	3- 0				
1- 1	0- 0	0- 1	NEUTRAL	1- 0	0- 0	0- 0				
2- 14	0- 6	0- 2	CONFERENCE	0- 3	1- 3	1- 0				
1- 7	0- 3	0- 1	HOME	0- 1	1- 2	0- 0				
1- 7	0- 3	0- 1	AWAY	0- 2	0- 1	1- 0				
0- 0	0- 0	0- 0	NEUTRAL	0- 0	0- 0	0- 0				

RPI 1-25				RPI 26-50				RPI 51-100				RPI 101+ Team's RPI: 116			
RPI	S	Opponent	Score	RPI	S	Opponent	Score	RPI	S	Opponent	Score	RPI	S	Opponent	Score
1	A	Notre Dame	58 70	34	N	Oklahoma	61 76	54	A	Duke	51 71	112	A	Virginia Tech	33 58
1	H	Notre Dame	50 63	35	H	Miami (FL)	62 67	57	A	Purdue	58 56	127	H	Wake Forest	59 65
12	H	Louisville	45 55	48	A	North Carolina St.	63 74	69	H	Maine	55 48	129	H	Pittsburgh	54 43
16	A	Florida St.	42 75					75	A	Georgia Tech	56 62	130	H	North Carolina	78 86
17	A	Syracuse	61 62					77	N	Utah	76 51	160	A	Northeastern	71 45
17	H	Syracuse	55 71					96	H	Virginia	50 61	162	H	Yale	73 60
												210	H	Hartford	62 28
												239	H	Bryant	74 59
												247	A	Clemson	67 64
												250	H	Holy Cross	60 51
												254	H	New Hampshire	71 51
												264	A	Providence	67 41
												317	H	UMass Lowell	66 55
												344	A	Boston U.	58 37
LAST 12 Division I GAMES:															
1	A	Notre Dame	58 70	130	H	North Carolina	78 86								
17	H	Syracuse	55 71	35	H	Miami (FL)	62 67								
12	H	Louisville	45 55	75	A	Georgia Tech	56 62								
247	A	Clemson	67 64	17	A	Syracuse	61 62								
96	H	Virginia	50 61	127	H	Wake Forest	59 65								
48	A	North Carolina St.	63 74	129	H	Pittsburgh	54 43								

Non-Div I Games:

Average RPI Win: 269	WON-LOST	WINNING	LAST 10	STRENGTH OF	OPP. STRENGTH	TEAM	ADJ.	CONF.	ADJ CONF.
Average RPI Loss: 208	RECORD	PCT. RANK	GAMES	SCHEDULE	OF SCHEDULE	RPI	RPI	RPI	RPI
DIV. I ONLY	3- 25	340	2- 8	309	259	344	344	25	25
DIV. I NON-CONF.	0- 11	338	0- 0	293	194	348	348	27	27
TOTALS	RPI 1-25	RPI 26-50	W-L RECORDS	RPI 51-100	RPI 101-150	RPI 150+			
3- 25	0- 0	0- 0	OVERALL	0- 5	0- 1	3- 19			
2- 12	0- 0	0- 0	HOME	0- 2	0- 1	2- 9			
1- 13	0- 0	0- 0	AWAY	0- 0	0- 0	1- 4			
0- 0	0- 0	0- 0	NEUTRAL	0- 0	0- 0	0- 0			
0- 11	0- 0	0- 0	NON-CONFERENCE	0- 2	0- 1	0- 8			
0- 6	0- 0	0- 0	HOME	0- 1	0- 1	0- 4			
0- 5	0- 0	0- 0	AWAY	0- 1	0- 0	0- 4			
0- 0	0- 0	0- 0	NEUTRAL	0- 0	0- 0	0- 0			
3- 14	0- 0	0- 0	CONFERENCE	0- 3	0- 0	3- 11			
2- 6	0- 0	0- 0	HOME	0- 1	0- 0	2- 5			
1- 8	0- 0	0- 0	AWAY	0- 2	0- 0	1- 6			
0- 0	0- 0	0- 0	NEUTRAL	0- 0	0- 0	0- 0			

RPI S	Opponent	Score	RPI S	Opponent	Score	RPI S	Opponent	Score	RPI S	Opponent	Score	Team's RPI: 344
						53	H Albany (NY)	43 83	116	H Boston College	37 58	
						67	A Army West Point	38 72	160	H Northeastern	44 77	
						85	A Bucknell	56 74	172	H Marist	54 73	
						85	H Bucknell	59 72	206	A Lehigh	48 72	
						100	A Harvard	55 73	206	H Lehigh	66 73	
									207	A Massachusetts	56 73	
									216	H Rhode Island	41 57	
									221	A Navy	56 67	
									221	H Navy	51 49	
									233	A Dartmouth	52 72	
									241	A Loyola Maryland	54 63	
									241	H Loyola Maryland	46 67	
									250	A Holy Cross	50 74	
									250	H Holy Cross	41 60	
									254	A New Hampshire	52 69	
									279	A American	33 79	
									279	H American	63 59	
									289	H Vermont	45 60	
									307	A Colgate	71 58	
									307	H Colgate	63 72	
									317	A UMass Lowell	57 70	
									327	A Lafayette	56 71	
									327	H Lafayette	64 71	
LAST 12 Division I GAMES:												
250	A Holy Cross	50 74	327	H Lafayette	64 71							
67	A Army West Point	38 72	221	H Navy	51 49							
85	H Bucknell	59 72	206	A Lehigh	48 72							
307	A Colgate	71 58	85	A Bucknell	56 74							
241	H Loyola Maryland	46 67	307	H Colgate	63 72							
279	A American	33 79	241	A Loyola Maryland	54 63							

Non-Div I Games:

Boston U.

■ Loss,
 ■ Non-Conf,
 ■ S Site,
 ■ H Home
 ■ A Away
 N Neutral

Bowling Green

Through Games Of Feb. 27, 2016

Average RPI Win: 263	WON-LOST	WINNING	LAST 10	STRENGTH OF	OPP. STRENGTH	TEAM	ADJ.	CONF.	ADJ CONF.
Average RPI Loss: 124	RECORD	PCT. RANK	GAMES	SCHEDULE	OF SCHEDULE	RPI	RPI	RPI	RPI
DIV. I ONLY	10- 15	228	4- 6	259	139	258	258	11	11
DIV. I NON-CONF.	4- 5	193	0- 0	327	192	285	285	13	13
TOTALS	RPI 1-25	RPI 26-50	W-L RECORDS	RPI 51-100	RPI 101-150	RPI 150+			
10- 15	0- 0	0- 1	OVERALL	1- 4	1- 7	8- 3			
6- 7	0- 0	0- 1	HOME	1- 2	0- 4	5- 0			
3- 7	0- 0	0- 0	AWAY	0- 2	0- 3	3- 2			
1- 1	0- 0	0- 0	NEUTRAL	0- 0	1- 0	0- 1			
4- 5	0- 0	0- 0	NON-CONFERENCE	0- 2	1- 0	3- 3			
3- 1	0- 0	0- 0	HOME	0- 1	0- 0	3- 0			
0- 3	0- 0	0- 0	AWAY	0- 1	0- 0	0- 2			
1- 1	0- 0	0- 0	NEUTRAL	0- 0	1- 0	0- 1			
6- 10	0- 0	0- 1	CONFERENCE	1- 2	0- 7	5- 0			
3- 6	0- 0	0- 1	HOME	1- 1	0- 4	2- 0			
3- 4	0- 0	0- 0	AWAY	0- 1	0- 3	3- 0			
0- 0	0- 0	0- 0	NEUTRAL	0- 0	0- 0	0- 0			

RPI 1-25			RPI 26-50			RPI 51-100			RPI 101+			Team's RPI: 258			
RPI	S	Opponent	Score	RPI	S	Opponent	Score	RPI	S	Opponent	Score				
43	H	Ohio	57 72					65	H	South Dakota St.	45 58	106	A	Toledo	61 75
								66	H	Ball St.	56 67	106	H	Toledo	60 68
								72	A	Central Mich.	75 76	120	A	Buffalo	52 55
								86	H	Eastern Mich.	67 63	120	H	Buffalo	50 63
								96	A	Virginia	39 68	124	H	Akron	55 71
												137	A	Western Mich.	45 74
												137	H	Western Mich.	49 65
												145	N	Jacksonville	72 69
												176	N	Davidson	56 60
												220	A	Cincinnati	51 54
												252	A	Northern Ill.	58 43
												273	A	Cleveland St.	48 69
												274	A	Miami (OH)	64 58
												274	H	Miami (OH)	76 56
												305	H	Bradley	66 53
												320	H	Illinois St.	70 52
												322	A	Kent St.	65 55
												322	H	Kent St.	71 49
												328	H	Evansville	74 56
LAST 12 Division I GAMES:															
274	H	Miami (OH)	76 56	72	A	Central Mich.	75 76								
120	A	Buffalo	52 55	106	A	Toledo	61 75								
322	A	Kent St.	65 55	86	H	Eastern Mich.	67 63								
106	H	Toledo	60 68	322	H	Kent St.	71 49								
120	H	Buffalo	50 63	252	A	Northern Ill.	58 43								
137	H	Western Mich.	49 65	66	H	Ball St.	56 67								

Non-Div I Games:

Bowling Green

■ Loss,
 ■ Non-Conf,
 ■ S Site,
 ■ H Home
 ■ A Away
 N Neutral

Average RPI Win: 291	WON-LOST	WINNING	LAST 10	STRENGTH OF	OPP. STRENGTH	TEAM	ADJ.	CONF.	ADJ CONF.
Average RPI Loss: 161	RECORD	PCT. RANK	GAMES	SCHEDULE	OF SCHEDULE	RPI	RPI	RPI	RPI
DIV. I ONLY	7- 19	288	3- 7	288	201	305	305	21	21
DIV. I NON-CONF.	3- 7	248	0- 0	261	179	264	264	17	17
TOTALS	RPI 1-25	RPI 26-50	W-L RECORDS	RPI 51-100	RPI 101-150	RPI 150+			
7- 19	0- 0	0- 1	OVERALL	0- 4	0- 6	7- 8			
4- 9	0- 0	0- 1	HOME	0- 1	0- 4	4- 3			
3- 10	0- 0	0- 0	AWAY	0- 3	0- 2	3- 5			
0- 0	0- 0	0- 0	NEUTRAL	0- 0	0- 0	0- 0			
3- 7	0- 0	0- 1	NON-CONFERENCE	0- 2	0- 1	3- 3			
1- 3	0- 0	0- 1	HOME	0- 0	0- 1	1- 1			
2- 4	0- 0	0- 0	AWAY	0- 2	0- 0	2- 2			
0- 0	0- 0	0- 0	NEUTRAL	0- 0	0- 0	0- 0			
4- 12	0- 0	0- 0	CONFERENCE	0- 2	0- 5	4- 5			
3- 6	0- 0	0- 0	HOME	0- 1	0- 3	3- 2			
1- 6	0- 0	0- 0	AWAY	0- 1	0- 2	1- 3			
0- 0	0- 0	0- 0	NEUTRAL	0- 0	0- 0	0- 0			

RPI S	Opponent	Score	RPI S	Opponent	Score	RPI S	Opponent	Score	RPI S	Opponent	Score	Team's RPI: 305
34	H Oklahoma	46 79	55	A Saint Louis	58 75	105	H Drake	64 76				
			62	A Iowa	53 60	108	A UNI	41 65				
			94	A Missouri St.	56 59	108	H UNI	47 55				
			94	H Missouri St.	44 55	132	A Southern Ill.	49 75				
						132	H Southern Ill.	51 65				
						137	H Western Mich.	59 72				
						151	A Detroit	75 67				
						177	H Loyola Chicago	54 67				
						213	A Indiana St.	37 59				
						213	H Indiana St.	59 68				
						234	H Ill.-Chicago	56 66				
						252	A Northern Ill.	64 68				
						258	A Bowling Green	53 66				
						288	A Wichita St.	55 50				
						288	H Wichita St.	50 44				
						320	A Illinois St.	49 54				
						320	H Illinois St.	52 38				
						322	H Kent St.	68 60				
						328	A Evansville	46 62				
						328	H Evansville	66 52				
						340	A Chicago St.	66 60				
LAST 12 Division I GAMES:												
108	A UNI	41 65	328	H Evansville	66 52							
320	H Illinois St.	52 38	108	H UNI	47 55							
213	H Indiana St.	59 68	105	H Drake	64 76							
94	A Missouri St.	56 59	213	A Indiana St.	37 59							
288	A Wichita St.	55 50	320	A Illinois St.	49 54							
132	H Southern Ill.	51 65	288	H Wichita St.	50 44							

Non-Div I Games: Eureka 87 47

Bradley

■ Loss,
 ■ Non-Conf, S Site,
 ■ Home
 ■ Away
 N Neutral

Average RPI Win:	270	WON-LOST	WINNING	LAST 10	STRENGTH OF	OPP. STRENGTH	TEAM	ADJ.	CONF.	ADJ CONF.
Average RPI Loss:	142	RECORD	PCT. RANK	GAMES	SCHEDULE	OF SCHEDULE	RPI	RPI	RPI	RPI
DIV. I ONLY	11- 13	205	1- 9	261	204	215	215	10	10	
DIV. I NON-CONF.	10- 2	33	0- 0	341	343	156	156	12	12	
TOTALS	RPI 1-25	RPI 26-50	W-L RECORDS	RPI 51-100	RPI 101-150	RPI 150+				
11- 13	0- 0	0- 4	OVERALL	0- 2	0- 0	11- 7				
5- 5	0- 0	0- 2	HOME	0- 1	0- 0	5- 2				
6- 8	0- 0	0- 2	AWAY	0- 1	0- 0	6- 5				
0- 0	0- 0	0- 0	NEUTRAL	0- 0	0- 0	0- 0				
10- 2	0- 0	0- 0	NON-CONFERENCE	0- 0	0- 0	10- 2				
5- 0	0- 0	0- 0	HOME	0- 0	0- 0	5- 0				
5- 2	0- 0	0- 0	AWAY	0- 0	0- 0	5- 2				
0- 0	0- 0	0- 0	NEUTRAL	0- 0	0- 0	0- 0				
1- 11	0- 0	0- 4	CONFERENCE	0- 2	0- 0	1- 5				
0- 5	0- 0	0- 2	HOME	0- 1	0- 0	0- 2				
1- 6	0- 0	0- 2	AWAY	0- 1	0- 0	1- 3				
0- 0	0- 0	0- 0	NEUTRAL	0- 0	0- 0	0- 0				

RPI 1-25				RPI 26-50				RPI 51-100				RPI 101+				Team's RPI: 215	
RPI	S	Opponent	Score	RPI	S	Opponent	Score	RPI	S	Opponent	Score	RPI	S	Opponent	Score		
				33	A	Princeton	53 72	100	A	Harvard	79 92	158	A	Cornell	70 85		
				33	H	Princeton	57 83	100	H	Harvard	79 87	162	A	Yale	54 81		
				36	A	Penn	49 66					162	H	Yale	39 48		
				36	H	Penn	59 69					216	H	Rhode Island	67 63		
												225	A	Manhattan	56 80		
												229	H	Binghamton	67 65		
												233	A	Dartmouth	56 60		
												233	H	Dartmouth	50 63		
												236	A	Columbia	73 63		
												239	A	Bryant	84 67		
												248	H	Morgan St.	72 45		
												263	A	Bethune-Cookman	68 61		
												264	H	Providence	57 47		
												289	H	Vermont	71 54		
												314	A	Fairleigh Dickinson	63 48		
												322	A	Kent St.	62 57		
												336	A	Saint Peter's	67 79		
												345	A	NJIT	74 49		
LAST 12 Division I GAMES:																	
				100	A	Harvard	79 92					236	A	Columbia	73 63		
				233	A	Dartmouth	56 60					158	A	Cornell	70 85		
				33	H	Princeton	57 83					36	A	Penn	49 66		
				36	H	Penn	59 69					33	A	Princeton	53 72		
				233	H	Dartmouth	50 63					162	H	Yale	39 48		
				100	H	Harvard	79 87					162	A	Yale	54 81		

Non-Div I Games: Mount Ida 114 28 Rhode Island Col. 90 35

Brown

Loss, Non-Conf, S Site, H Home A Away N Neutral

Average RPI Win: 295	WON-LOST	WINNING	LAST 10	STRENGTH OF	OPP. STRENGTH	TEAM	ADJ.	CONF.	ADJ CONF.
Average RPI Loss: 193	RECORD	PCT. RANK	GAMES	SCHEDULE	OF SCHEDULE	RPI	RPI	RPI	RPI
DIV. I ONLY	16- 12	130	6- 4	332	333	239	239	30	30
DIV. I NON-CONF.	3- 8	258	0- 0	288	204	301	301	32	32
TOTALS	RPI 1-25	RPI 26-50	W-L RECORDS	RPI 51-100	RPI 101-150	RPI 150+			
16- 12	0- 0	0- 1	OVERALL	0- 1	0- 1	16- 9			
8- 5	0- 0	0- 0	HOME	0- 0	0- 0	8- 5			
8- 7	0- 0	0- 1	AWAY	0- 1	0- 1	8- 4			
0- 0	0- 0	0- 0	NEUTRAL	0- 0	0- 0	0- 0			
3- 8	0- 0	0- 1	NON-CONFERENCE	0- 1	0- 1	3- 5			
2- 3	0- 0	0- 0	HOME	0- 0	0- 0	2- 3			
1- 5	0- 0	0- 1	AWAY	0- 1	0- 1	1- 2			
0- 0	0- 0	0- 0	NEUTRAL	0- 0	0- 0	0- 0			
13- 4	0- 0	0- 0	CONFERENCE	0- 0	0- 0	13- 4			
6- 2	0- 0	0- 0	HOME	0- 0	0- 0	6- 2			
7- 2	0- 0	0- 0	AWAY	0- 0	0- 0	7- 2			
0- 0	0- 0	0- 0	NEUTRAL	0- 0	0- 0	0- 0			

RPI S	Opponent	Score	RPI S	Opponent	Score	RPI S	Opponent	Score	RPI S	Opponent	Score	Team's RPI: 239
29	A Seton Hall	57 93	69	A Maine	38 76	116	A Boston College	59 74	158	H Cornell	62 70	
						202	A Sacred Heart	61 59	202	H Sacred Heart	60 64	
						207	H Massachusetts	69 86	212	A Robert Morris	53 55	
						212	H Robert Morris	71 65	215	H Brown	67 84	
						250	A Holy Cross	64 65	254	H New Hampshire	55 42	
						261	A Saint Francis (PA)	72 85	261	H Saint Francis (PA)	84 72	
						264	A Providence	78 88	284	A Central Conn. St.	65 53	
						284	H Central Conn. St.	70 56	289	H Vermont	68 52	
						314	A Fairleigh Dickinson	70 41	317	A UMass Lowell	83 64	
						319	A Mt. St. Mary's	70 59	319	H Mt. St. Mary's	86 52	
						326	A LIU Brooklyn	62 53	326	H LIU Brooklyn	63 55	
						335	A St. Francis Brooklyn	70 42	335	H St. Francis Brooklyn	57 58	
						342	A Wagner	82 71	342	H Wagner	94 67	
						261	A Saint Francis (PA)	72 85	335	A St. Francis Brooklyn	70 42	
						202	H Sacred Heart	61 59	202	A Sacred Heart	61 59	
						212	H Saint Francis (PA)	84 72	212	H Robert Morris	71 65	
						212	A Robert Morris	53 55	212	H Robert Morris	71 65	
						284	A Central Conn. St.	65 53	284	H Central Conn. St.	70 56	
						326	H LIU Brooklyn	63 55	326	A LIU Brooklyn	62 53	
						335	A St. Francis Brooklyn	70 42	335	H St. Francis Brooklyn	57 58	
						342	A Wagner	82 71	342	H Wagner	94 67	
						342	H Wagner	94 67	342	H Wagner	94 67	

LAST 12 Division I GAMES:

326	A	LIU Brooklyn	62	53
202	H	Sacred Heart	60	64
319	H	Mt. St. Mary's	86	52
335	H	St. Francis Brooklyn	57	58
342	H	Wagner	94	67
261	A	Saint Francis (PA)	72	85

212	A	Robert Morris	53	55
284	A	Central Conn. St.	65	53
202	A	Sacred Heart	61	59
261	H	Saint Francis (PA)	84	72
212	H	Robert Morris	71	65
335	A	St. Francis Brooklyn	70	42

326	A	LIU Brooklyn	62	53
326	H	LIU Brooklyn	63	55
335	A	St. Francis Brooklyn	70	42
335	H	St. Francis Brooklyn	57	58
342	A	Wagner	82	71
342	H	Wagner	94	67

Non-Div I Games:

Bryant

■ Loss,
 ■ Non-Conf,
 ■ S Site,
 ■ H Home
 ■ A Away
 N Neutral

Average RPI Win: 255		WON-LOST	WINNING	LAST 10	STRENGTH OF	OPP. STRENGTH	TEAM	ADJ.	CONF.	ADJ CONF.
Average RPI Loss: 137		RECORD	PCT. RANK	GAMES	SCHEDULE	OF SCHEDULE	RPI	RPI	RPI	RPI
DIV. I ONLY		22- 6	35	9- 1	232	301	85	85	25	25
DIV. I NON-CONF.		6- 5	146	0- 0	193	307	154	154	27	27
TOTALS		RPI 1-25	RPI 26-50	W-L RECORDS	RPI 51-100	RPI 101-150	RPI 150+			
22- 6	0- 1		0- 0	OVERALL	1- 1	0- 1	21- 3			
13- 1	0- 0		0- 0	HOME	1- 0	0- 1	12- 0			
9- 5	0- 1		0- 0	AWAY	0- 1	0- 0	9- 3			
0- 0	0- 0		0- 0	NEUTRAL	0- 0	0- 0	0- 0			
6- 5	0- 1		0- 0	NON-CONFERENCE	0- 0	0- 1	6- 3			
4- 1	0- 0		0- 0	HOME	0- 0	0- 1	4- 0			
2- 4	0- 1		0- 0	AWAY	0- 0	0- 0	2- 3			
0- 0	0- 0		0- 0	NEUTRAL	0- 0	0- 0	0- 0			
16- 1	0- 0		0- 0	CONFERENCE	1- 1	0- 0	15- 0			
9- 0	0- 0		0- 0	HOME	1- 0	0- 0	8- 0			
7- 1	0- 0		0- 0	AWAY	0- 1	0- 0	7- 0			
0- 0	0- 0		0- 0	NEUTRAL	0- 0	0- 0	0- 0			

RPI 1-25					
RPI	S	Opponent	Score		
1	A	Notre Dame	54	85	
RPI 26-50					
RPI	S	Opponent	Score		
RPI 51-100 Team's RPI: 85					
RPI	S	Opponent	Score		
67	A	Army West Point	63	68	
67	H	Army West Point	79	69	
RPI 101+					
RPI	S	Opponent	Score		
128	H	Youngstown St.	47	55	
169	A	UMBC	52	65	
170	H	Delaware	80	51	
206	A	Lehigh	67	54	
206	H	Lehigh	80	77	
208	A	Canisius	56	61	
221	A	Navy	51	41	
221	H	Navy	64	52	
225	A	Manhattan	61	56	
229	H	Binghamton	76	46	
241	A	Loyola Maryland	64	42	
241	H	Loyola Maryland	71	64	
248	A	Morgan St.	50	64	
250	A	Holy Cross	58	51	
250	H	Holy Cross	74	64	
273	A	Cleveland St.	59	57	
279	A	American	66	60	
279	H	American	60	54	
307	A	Colgate	71	51	
307	H	Colgate	79	60	
314	H	Fairleigh Dickinson	72	62	
319	H	Mt. St. Mary's	71	45	
327	H	Lafayette	69	55	
344	A	Boston U.	72	59	
344	H	Boston U.	74	56	
LAST 12 Division I GAMES:					
221	H	Navy	64	52	
327	H	Lafayette	69	55	
344	A	Boston U.	72	59	
241	A	Loyola Maryland	64	42	
307	H	Colgate	79	60	
206	A	Lehigh	67	54	
250	H	Holy Cross	74	64	
279	H	American	60	54	
67	A	Army West Point	63	68	
344	H	Boston U.	74	56	
241	H	Loyola Maryland	71	64	
307	A	Colgate	71	51	

Non-Div I Games:

Bucknell

■ Loss, ■ Non-Conf, S Site, H Home A Away N Neutral

Average RPI Win: 212	WON-LOST	WINNING	LAST 10	STRENGTH OF	OPP. STRENGTH	TEAM	ADJ.	CONF.	ADJ CONF.
Average RPI Loss: 111	RECORD	PCT. RANK	GAMES	SCHEDULE	OF SCHEDULE	RPI	RPI	RPI	RPI
DIV. I ONLY	15- 12	140	5- 5	123	167	120	120	11	11
DIV. I NON-CONF.	8- 3	77	0- 0	202	227	97	97	13	13
TOTALS	RPI 1-25	RPI 26-50	W-L RECORDS	RPI 51-100	RPI 101-150	RPI 150+			
15- 12	0- 1	2- 1	OVERALL	1- 5	0- 3	12- 2			
7- 5	0- 1	1- 0	HOME	1- 2	0- 2	5- 0			
7- 7	0- 0	1- 1	AWAY	0- 3	0- 1	6- 2			
1- 0	0- 0	0- 0	NEUTRAL	0- 0	0- 0	1- 0			
8- 3	0- 1	0- 1	NON-CONFERENCE	0- 1	0- 0	8- 0			
3- 1	0- 1	0- 0	HOME	0- 0	0- 0	3- 0			
4- 2	0- 0	0- 1	AWAY	0- 1	0- 0	4- 0			
1- 0	0- 0	0- 0	NEUTRAL	0- 0	0- 0	1- 0			
7- 9	0- 0	2- 0	CONFERENCE	1- 4	0- 3	4- 2			
4- 4	0- 0	1- 0	HOME	1- 2	0- 2	2- 0			
3- 5	0- 0	1- 0	AWAY	0- 2	0- 1	2- 2			
0- 0	0- 0	0- 0	NEUTRAL	0- 0	0- 0	0- 0			

RPI 1-25				RPI 26-50				RPI 51-100				RPI 101+ Team's RPI: 120			
RPI	S	Opponent	Score	RPI	S	Opponent	Score	RPI	S	Opponent	Score	RPI	S	Opponent	Score
24	H	Duquesne	62 79	38	A	St. Bonaventure	32 59	66	A	Ball St.	63 68	106	A	Toledo	60 71
				43	A	Ohio	70 58	66	H	Ball St.	57 59	124	H	Akron	61 69
				43	H	Ohio	51 43	72	H	Central Mich.	67 61	137	H	Western Mich.	78 92
								73	A	Hofstra	36 79	158	H	Cornell	59 41
								86	A	Eastern Mich.	56 67	202	A	Sacred Heart	66 53
								86	H	Eastern Mich.	55 70	207	A	Massachusetts	56 48
												208	H	Canisius	54 40
												247	N	Clemson	61 51
												252	A	Northern Ill.	74 76
												258	A	Bowling Green	63 50
												258	H	Bowling Green	55 52
												270	A	UCF	66 60
												274	A	Miami (OH)	58 69
												274	H	Miami (OH)	58 39
												299	A	Niagara	57 48
												322	A	Kent St.	77 66
												326	H	LIU Brooklyn	55 38
LAST 12 Division I GAMES:															
				43	A	Ohio	70 58	66	H	Ball St.	57 59				
				258	H	Bowling Green	55 52	43	H	Ohio	51 43				
				274	H	Miami (OH)	58 39	252	A	Northern Ill.	74 76				
				86	H	Eastern Mich.	55 70	274	A	Miami (OH)	58 69				
				258	A	Bowling Green	63 50	137	H	Western Mich.	78 92				
				106	A	Toledo	60 71	124	H	Akron	61 69				

Non-Div I Games:

Buffalo

■ Loss,
 ■ Non-Conf,
 ■ S Site,
 ■ H Home
 ■ A Away
 N Neutral

Butler

Through Games Of Feb. 27, 2016

Average RPI Win: 183	WON-LOST	WINNING	LAST 10	STRENGTH OF	OPP. STRENGTH	TEAM	ADJ.	CONF.	ADJ CONF.
Average RPI Loss: 81	RECORD	PCT. RANK	GAMES	SCHEDULE	OF SCHEDULE	RPI	RPI	RPI	RPI
DIV. I ONLY	9- 19	269	2- 8	79	50	195	195	6	6
DIV. I NON-CONF.	5- 6	180	0- 0	132	16	139	139	6	6
TOTALS	RPI 1-25	RPI 26-50	W-L RECORDS	RPI 51-100	RPI 101-150	RPI 150+			
9- 19	0- 3	1- 6	OVERALL	2- 4	1- 3	5- 3			
6- 7	0- 2	1- 2	HOME	2- 1	1- 1	2- 1			
2- 12	0- 1	0- 4	AWAY	0- 3	0- 2	2- 2			
1- 0	0- 0	0- 0	NEUTRAL	0- 0	0- 0	1- 0			
5- 6	0- 1	0- 2	NON-CONFERENCE	1- 1	1- 1	3- 1			
3- 1	0- 1	0- 0	HOME	1- 0	1- 0	1- 0			
1- 5	0- 0	0- 2	AWAY	0- 1	0- 1	1- 1			
1- 0	0- 0	0- 0	NEUTRAL	0- 0	0- 0	1- 0			
4- 13	0- 2	1- 4	CONFERENCE	1- 3	0- 2	2- 2			
3- 6	0- 1	1- 2	HOME	1- 1	0- 1	1- 1			
1- 7	0- 1	0- 2	AWAY	0- 2	0- 1	1- 1			
0- 0	0- 0	0- 0	NEUTRAL	0- 0	0- 0	0- 0			

RPI 1-25				RPI 26-50				RPI 51-100				RPI 101+ Team's RPI: 195			
RPI	S	Opponent	Score	RPI	S	Opponent	Score	RPI	S	Opponent	Score	RPI	S	Opponent	Score
18	A	DePaul	63 102	29	A	Seton Hall	77 98	66	A	Ball St.	50 58	103	A	Wright St.	53 66
18	H	DePaul	54 61	29	H	Seton Hall	67 72	83	H	TCU	65 53	131	H	Arkansas	63 57
21	H	Green Bay	46 55	30	A	South Fla.	77 87	91	A	Marquette	69 76	142	A	Creighton	49 77
				47	A	Chattanooga	49 60	91	H	Marquette	64 80	142	H	Creighton	42 52
				49	H	Villanova	45 57	98	A	Georgetown	35 49	153	A	Xavier	47 55
				50	A	St. John's (NY)	41 68	98	H	Georgetown	82 76	153	H	Xavier	63 73
				50	H	St. John's (NY)	62 58					213	A	Indiana St.	63 70
												244	H	Valparaiso	72 53
												247	N	Clemson	54 50
												264	A	Providence	77 67
												264	H	Providence	65 50
												270	A	UCF	71 63
LAST 12 Division I GAMES:															
98	A	Georgetown	35 49	142	H	Creighton	42 52								
50	H	St. John's (NY)	62 58	153	A	Xavier	47 55								
29	H	Seton Hall	67 72	29	A	Seton Hall	77 98								
18	A	DePaul	63 102	50	A	St. John's (NY)	41 68								
91	A	Marquette	69 76	91	H	Marquette	64 80								
264	H	Providence	65 50	18	H	DePaul	54 61								

Non-Div I Games:

Butler

■ Loss,
 ■ Non-Conf, S Site,
 ■ Home
 ■ Away
 N Neutral

CSU Bakersfield

Through Games Of Feb. 27, 2016

Average RPI Win:	262	WON-LOST	WINNING	LAST 10	STRENGTH OF	OPP. STRENGTH	TEAM	ADJ.	CONF.	ADJ CONF.
Average RPI Loss:	128	RECORD	PCT. RANK	GAMES	SCHEDULE	OF SCHEDULE	RPI	RPI	RPI	RPI
DIV. I ONLY	10- 18	258	5- 5	117	194	219	219	26	26	
DIV. I NON-CONF.	3- 12	290	0- 0	42	37	224	224	25	25	
TOTALS	RPI 1-25	RPI 26-50	W-L RECORDS	RPI 51-100	RPI 101-150	RPI 150+				
10- 18	0- 5	0- 0	OVERALL	0- 3	0- 3	10- 7				
7- 6	0- 0	0- 0	HOME	0- 1	0- 1	7- 4				
3- 10	0- 3	0- 0	AWAY	0- 2	0- 2	3- 3				
0- 2	0- 2	0- 0	NEUTRAL	0- 0	0- 0	0- 0				
3- 12	0- 5	0- 0	NON-CONFERENCE	0- 1	0- 3	3- 3				
3- 3	0- 0	0- 0	HOME	0- 0	0- 1	3- 2				
0- 7	0- 3	0- 0	AWAY	0- 1	0- 2	0- 1				
0- 2	0- 2	0- 0	NEUTRAL	0- 0	0- 0	0- 0				
7- 6	0- 0	0- 0	CONFERENCE	0- 2	0- 0	7- 4				
4- 3	0- 0	0- 0	HOME	0- 1	0- 0	4- 2				
3- 3	0- 0	0- 0	AWAY	0- 1	0- 0	3- 2				
0- 0	0- 0	0- 0	NEUTRAL	0- 0	0- 0	0- 0				

RPI 1-25				RPI 26-50				RPI 51-100				RPI 101+ Team's RPI: 219			
RPI	S	Opponent	Score	RPI	S	Opponent	Score	RPI	S	Opponent	Score	RPI	S	Opponent	Score
2	N	South Carolina	71 90					51	A	UC Riverside	61 81	121	A	Hawaii	60 74
7	N	Arizona St.	47 60					97	A	New Mexico St.	63 86	121	H	Hawaii	55 65
8	A	Stanford	41 83					97	H	New Mexico St.	59 67	126	A	Fresno St.	52 57
9	A	Oregon St.	51 75									163	H	Pacific	74 80
10	A	UCLA	68 82									193	H	Cal Poly	57 52
												194	H	San Jose St.	90 88
												204	A	Utah Valley	53 72
												204	H	Utah Valley	61 54
												209	A	UTRGV	46 60
												209	H	UTRGV	80 66
												242	A	Grand Canyon	76 67
												242	H	Grand Canyon	51 61
												262	H	Seattle	76 68
												266	A	UC Santa Barbara	60 61
												276	H	Pepperdine	73 76
												296	A	UMKC	78 68
												296	H	UMKC	40 56
												338	H	UC Irvine	65 39
												340	A	Chicago St.	74 61
												340	H	Chicago St.	76 43
LAST 12 Division I GAMES:															
242	A	Grand Canyon	76 67	204	H	Utah Valley	61 54								
209	H	UTRGV	80 66	242	H	Grand Canyon	51 61								
97	H	New Mexico St.	59 67	97	A	New Mexico St.	63 86								
204	A	Utah Valley	53 72	209	A	UTRGV	46 60								
340	A	Chicago St.	74 61	262	H	Seattle	76 68								
296	A	UMKC	78 68	296	H	UMKC	40 56								

Non-Div I Games:

CSU Bakersfield

Loss, Non-Conf, S Site, H Home A Away N Neutral

Average RPI Win: 257	WON-LOST	WINNING	LAST 10	STRENGTH OF	OPP. STRENGTH	TEAM	ADJ.	CONF.	ADJ CONF.
Average RPI Loss: 157	RECORD	PCT. RANK	GAMES	SCHEDULE	OF SCHEDULE	RPI	RPI	RPI	RPI
DIV. I ONLY	6- 22	306	4- 6	227	166	297	297	22	22
DIV. I NON-CONF.	2- 12	311	0- 0	221	45	287	287	21	21
TOTALS	RPI 1-25	RPI 26-50	W-L RECORDS	RPI 51-100	RPI 101-150	RPI 150+			
6- 22	0- 2	0- 0	OVERALL	0- 6	2- 3	4- 11			
4- 8	0- 1	0- 0	HOME	0- 2	2- 0	2- 5			
2- 14	0- 1	0- 0	AWAY	0- 4	0- 3	2- 6			
0- 0	0- 0	0- 0	NEUTRAL	0- 0	0- 0	0- 0			
2- 12	0- 2	0- 0	NON-CONFERENCE	0- 4	1- 1	1- 5			
1- 4	0- 1	0- 0	HOME	0- 1	1- 0	0- 2			
1- 8	0- 1	0- 0	AWAY	0- 3	0- 1	1- 3			
0- 0	0- 0	0- 0	NEUTRAL	0- 0	0- 0	0- 0			
4- 10	0- 0	0- 0	CONFERENCE	0- 2	1- 2	3- 6			
3- 4	0- 0	0- 0	HOME	0- 1	1- 0	2- 3			
1- 6	0- 0	0- 0	AWAY	0- 1	0- 2	1- 3			
0- 0	0- 0	0- 0	NEUTRAL	0- 0	0- 0	0- 0			

RPI 1-25				RPI 26-50				RPI 51-100				RPI 101+ Team's RPI: 297			
RPI	S	Opponent	Score	RPI	S	Opponent	Score	RPI	S	Opponent	Score	RPI	S	Opponent	Score
7	A	Arizona St.	46 69					51	A	UC Riverside	76 83	121	A	Hawaii	50 77
22	H	Georgia	58 83					51	H	UC Riverside	62 84	121	H	Hawaii	63 60
								52	H	St. Mary's (CA)	59 93	125	H	Penn St.	81 73
								77	A	Utah	56 97	134	A	Long Beach St.	71 74
								79	A	San Diego	64 86	139	A	Idaho	50 106
								89	A	California	44 106	183	A	Eastern Wash.	59 70
												190	A	UC Davis	50 57
												190	H	UC Davis	52 75
												193	A	Cal Poly	62 66
												193	H	Cal Poly	66 77
												246	H	San Diego St.	65 67
												262	H	Seattle	56 62
												266	A	UC Santa Barbara	58 70
												266	H	UC Santa Barbara	49 65
												282	A	Portland	68 62
												318	A	Portland St.	77 83
												329	A	Southern Utah	65 67
												337	H	Cal St. Fullerton	79 52
												338	A	UC Irvine	83 64
												338	H	UC Irvine	62 48
LAST 12 Division I GAMES:															
190	A	UC Davis	50 57	134	A	Long Beach St.	71 74								
51	H	UC Riverside	62 84	337	H	Cal St. Fullerton	79 52								
193	H	Cal Poly	66 77	338	A	UC Irvine	83 64								
266	A	UC Santa Barbara	58 70	121	H	Hawaii	63 60								
338	H	UC Irvine	62 48	193	A	Cal Poly	62 66								
51	A	UC Riverside	76 83	266	H	UC Santa Barbara	49 65								

Non-Div I Games:

CSUN

■ Loss,
 ■ Non-Conf,
 ■ S Site,
 ■ Home
 ■ A Away
 N Neutral

Average RPI Win: 256	WON-LOST	WINNING	LAST 10	STRENGTH OF	OPP. STRENGTH	TEAM	ADJ.	CONF.	ADJ CONF.
Average RPI Loss: 127	RECORD	PCT. RANK	GAMES	SCHEDULE	OF SCHEDULE	RPI	RPI	RPI	RPI
DIV. I ONLY	14- 14	166	4- 6	209	230	193	193	22	22
DIV. I NON-CONF.	7- 6	156	0- 0	104	149	116	116	21	21
TOTALS	RPI 1-25	RPI 26-50	W-L RECORDS	RPI 51-100	RPI 101-150	RPI 150+			
14- 14	0- 1	0- 0	OVERALL	1- 5	2- 3	11- 5			
8- 5	0- 0	0- 0	HOME	0- 2	2- 2	6- 1			
6- 8	0- 1	0- 0	AWAY	1- 3	0- 1	5- 3			
0- 1	0- 0	0- 0	NEUTRAL	0- 0	0- 0	0- 1			
7- 6	0- 1	0- 0	NON-CONFERENCE	1- 3	2- 0	4- 2			
4- 1	0- 0	0- 0	HOME	0- 1	2- 0	2- 0			
3- 4	0- 1	0- 0	AWAY	1- 2	0- 0	2- 1			
0- 1	0- 0	0- 0	NEUTRAL	0- 0	0- 0	0- 1			
7- 8	0- 0	0- 0	CONFERENCE	0- 2	0- 3	7- 3			
4- 4	0- 0	0- 0	HOME	0- 1	0- 2	4- 1			
3- 4	0- 0	0- 0	AWAY	0- 1	0- 1	3- 2			
0- 0	0- 0	0- 0	NEUTRAL	0- 0	0- 0	0- 0			

RPI 1-25				RPI 26-50				RPI 51-100				RPI 101+ Team's RPI: 193			
RPI	S	Opponent	Score	RPI	S	Opponent	Score	RPI	S	Opponent	Score	RPI	S	Opponent	Score
9	A	Oregon St.	43 80					51	A	UC Riverside	83 93	121	H	Hawaii	58 64
								51	H	UC Riverside	62 75	126	H	Fresno St.	64 60
								52	A	St. Mary's (CA)	83 87	134	A	Long Beach St.	53 65
								68	H	Santa Clara	63 69	134	H	Long Beach St.	56 61
								89	A	California	57 82	141	H	Montana St.	66 57
								99	A	San Francisco	62 61	175	H	Sacramento St.	97 72
												190	A	UC Davis	71 82
												190	H	UC Davis	57 75
												209	N	UTRGV	58 66
												219	A	CSU Bakersfield	52 57
												240	H	Loyola Marymount	70 58
												266	A	UC Santa Barbara	67 78
												266	H	UC Santa Barbara	66 60
												276	A	Pepperdine	61 47
												297	A	CSUN	77 66
												297	H	CSUN	66 62
												313	A	A&M-Corpus Christi	56 45
												337	A	Cal St. Fullerton	63 57
												337	H	Cal St. Fullerton	51 46
												338	A	UC Irvine	72 54
												338	H	UC Irvine	50 38
LAST 12 Division I GAMES:															
266	H	UC Santa Barbara	66 60	338	H	UC Irvine	50 38								
134	H	Long Beach St.	56 61	121	H	Hawaii	58 64								
297	A	CSUN	77 66	134	A	Long Beach St.	53 65								
337	A	Cal St. Fullerton	63 57	51	A	UC Riverside	83 93								
51	H	UC Riverside	62 75	190	H	UC Davis	57 75								
190	A	UC Davis	71 82	297	H	CSUN	66 62								

Non-Div I Games:

Cal Poly

■ Loss,
 ■ Non-Conf, S Site,
 ■ Home
 ■ Away
 N Neutral

Average RPI Win: 299		WON-LOST	WINNING	LAST 10	STRENGTH OF	OPP. STRENGTH	TEAM	ADJ.	CONF.	ADJ CONF.
Average RPI Loss: 198		RECORD	PCT. RANK	GAMES	SCHEDULE	OF SCHEDULE	RPI	RPI	RPI	RPI
DIV. I ONLY		3- 25	340	1- 9	262	294	337	337	22	22
DIV. I NON-CONF.		2- 12	311	0- 0	260	324	328	328	21	21
TOTALS	RPI 1-25	RPI 26-50		W-L RECORDS		RPI 51-100	RPI 101-150	RPI 150+		
3- 25	0- 0	0- 0		OVERALL		0- 2	0- 5	3- 18		
1- 12	0- 0	0- 0		HOME		0- 2	0- 2	1- 8		
2- 12	0- 0	0- 0		AWAY		0- 0	0- 3	2- 9		
0- 1	0- 0	0- 0		NEUTRAL		0- 0	0- 0	0- 1		
2- 12	0- 0	0- 0		NON-CONFERENCE		0- 1	0- 1	2- 10		
1- 5	0- 0	0- 0		HOME		0- 1	0- 0	1- 4		
1- 6	0- 0	0- 0		AWAY		0- 0	0- 1	1- 5		
0- 1	0- 0	0- 0		NEUTRAL		0- 0	0- 0	0- 1		
1- 13	0- 0	0- 0		CONFERENCE		0- 1	0- 4	1- 8		
0- 7	0- 0	0- 0		HOME		0- 1	0- 2	0- 4		
1- 6	0- 0	0- 0		AWAY		0- 0	0- 2	1- 4		
0- 0	0- 0	0- 0		NEUTRAL		0- 0	0- 0	0- 0		

[illegible]

Cal St. Fullerton

California

Through Games Of Feb. 27, 2016

Average RPI Win:	130	WON-LOST	WINNING	LAST 10	STRENGTH OF	OPP. STRENGTH	TEAM	ADJ.	CONF.	ADJ CONF.
Average RPI Loss:	49	RECORD	PCT. RANK	GAMES	SCHEDULE	OF SCHEDULE	RPI	RPI	RPI	RPI
DIV. I ONLY	13- 15	193	3- 7	15	6	89	89	1	1	
DIV. I NON-CONF.	8- 2	51	0- 0	38	44	30	30	1	1	
TOTALS	RPI 1-25	RPI 26-50	W-L RECORDS	RPI 51-100	RPI 101-150	RPI 150+				
13- 15	2- 7	0- 2	OVERALL	4- 4	2- 1	5- 1				
10- 5	1- 2	0- 1	HOME	4- 2	1- 0	4- 0				
2- 9	1- 1	0- 0	AWAY	0- 0	0- 0	1- 0				
1- 1	0- 1	0- 0	NEUTRAL	0- 0	1- 0	0- 0				
8- 2	1- 1	0- 0	NON-CONFERENCE	2- 1	1- 0	4- 0				
5- 1	0- 0	0- 0	HOME	2- 1	0- 0	3- 0				
2- 0	1- 0	0- 0	AWAY	0- 0	0- 0	1- 0				
1- 1	0- 1	0- 0	NEUTRAL	0- 0	1- 0	0- 0				
5- 13	1- 6	0- 2	CONFERENCE	2- 3	1- 1	1- 1				
5- 4	1- 2	0- 1	HOME	2- 1	1- 0	1- 0				
0- 9	0- 4	0- 1	AWAY	0- 2	0- 1	0- 1				
0- 0	0- 0	0- 0	NEUTRAL	0- 0	0- 0	0- 0				

RPI S	Opponent	Score	RPI S	Opponent	Score	RPI S	Opponent	Score	RPI S	Opponent	Score
7	A Arizona St.	49 57	32	H Washington	65 75	51	H UC Riverside	64 58	118	N Liberty	77 72
7	H Arizona St.	49 64	44	A Southern California	47 61	52	H St. Mary's (CA)	63 64	135	A Arizona	52 57
8	A Stanford	46 53				70	A Oregon	59 69	135	H Arizona	75 56
8	H Stanford	55 60				70	H Oregon	65 54	175	H Sacramento St.	117 99
9	A Oregon St.	48 70				77	A Utah	66 72	186	A Colorado	57 78
10	A UCLA	56 75				77	H Utah	79 84	186	H Colorado	64 35
10	H UCLA	108 104				84	H Washington St.	74 71	193	H Cal Poly	82 57
12	A Louisville	75 71				92	H Nebraska	87 80	265	A Austin Peay	67 58
13	N Texas A&M	58 75							297	H CSUN	106 44
LAST 12 Division I GAMES:											
70	H Oregon	65 54	8	A Stanford	46 53						
186	A Colorado	57 78	32	H Washington	65 75						
77	A Utah	66 72	84	H Washington St.	74 71						
135	H Arizona	75 56	44	A Southern California	47 61						
7	H Arizona St.	49 64	10	A UCLA	56 75						
8	H Stanford	55 60	70	A Oregon	59 69						

Non-Div I Games:

California

■ Loss,
 ■ Non-Conf, S Site,
 ■ Home
 ■ Away
 N Neutral

Average RPI Win:	286	WON-LOST	WINNING	LAST 10	STRENGTH OF	OPP. STRENGTH	TEAM	ADJ.	CONF.	ADJ CONF.
Average RPI Loss:	195	RECORD	PCT. RANK	GAMES	SCHEDULE	OF SCHEDULE	RPI	RPI	RPI	RPI
DIV. I ONLY	11- 15	223	4- 6	297	328	269	269	28	28	
DIV. I NON-CONF.	5- 3	119	0- 0	280	347	169	169	29	29	
TOTALS	RPI 1-25	RPI 26-50	W-L RECORDS	RPI 51-100	RPI 101-150	RPI 150+				
11- 15	0- 0	0- 0	OVERALL	0- 1	1- 4	10- 10				
6- 6	0- 0	0- 0	HOME	0- 0	0- 2	6- 4				
5- 8	0- 0	0- 0	AWAY	0- 1	1- 1	4- 6				
0- 1	0- 0	0- 0	NEUTRAL	0- 0	0- 1	0- 0				
5- 3	0- 0	0- 0	NON-CONFERENCE	0- 1	0- 1	5- 1				
3- 0	0- 0	0- 0	HOME	0- 0	0- 0	3- 0				
2- 2	0- 0	0- 0	AWAY	0- 1	0- 0	2- 1				
0- 1	0- 0	0- 0	NEUTRAL	0- 0	0- 1	0- 0				
6- 12	0- 0	0- 0	CONFERENCE	0- 0	1- 3	5- 9				
3- 6	0- 0	0- 0	HOME	0- 0	0- 2	3- 4				
3- 6	0- 0	0- 0	AWAY	0- 0	1- 1	2- 5				
0- 0	0- 0	0- 0	NEUTRAL	0- 0	0- 0	0- 0				

RPI S	Opponent	Score	RPI S	Opponent	Score	RPI S	Opponent	Score	RPI S	Opponent	Score	Team's RPI: 269
						81 A	VCU	34 57	114 N	Central Ark.	34 57	
									118 A	Liberty	55 67	
									118 H	Liberty	52 62	
									136 A	UNC Asheville	64 56	
									136 H	UNC Asheville	58 72	
									159 A	ETSU	55 70	
									189 A	Gardner-Webb	56 68	
									189 H	Gardner-Webb	35 70	
									200 A	Radford	59 62	
									214 H	N.C. A&T	56 55	
									228 A	Presbyterian	54 64	
									228 H	Presbyterian	45 69	
									249 H	High Point	55 69	
									271 A	Coastal Caro.	83 70	
									271 H	Coastal Caro.	73 52	
									298 A	Charleston So.	57 65	
									298 H	Charleston So.	45 60	
									301 H	Western Caro.	73 66	
									319 H	Mt. St. Mary's	62 53	
									321 A	Longwood	73 56	
									321 H	Longwood	72 65	
									324 A	North Florida	66 55	
									325 A	Winthrop	49 50	
									325 H	Winthrop	69 56	
									348 A	N.C. Central	57 48	
LAST 12 Division I GAMES:												
136 A	UNC Asheville	64 56	189 A	Gardner-Webb	56 68							
298 H	Charleston So.	45 60	271 H	Coastal Caro.	73 52							
228 A	Presbyterian	54 64	298 A	Charleston So.	57 65							
325 H	Winthrop	69 56	325 A	Winthrop	49 50							
321 H	Longwood	72 65	228 H	Presbyterian	45 69							
118 A	Liberty	55 67	249 H	High Point	55 69							

Non-Div I Games: UNC Pembroke

62 67

Campbell

Average RPI Win:	252	WON-LOST	WINNING	LAST 10	STRENGTH OF	OPP. STRENGTH	TEAM	ADJ.	CONF.	ADJ CONF.
Average RPI Loss:	153	RECORD	PCT. RANK	GAMES	SCHEDULE	OF SCHEDULE	RPI	RPI	RPI	RPI
DIV. I ONLY	13- 16	206	5- 5	195	244	208	208	23	23	
DIV. I NON-CONF.	5- 4	138	0- 0	34	178	85	85	22	22	
TOTALS	RPI 1-25	RPI 26-50	W-L RECORDS	RPI 51-100	RPI 101-150	RPI 150+				
13- 16	0- 1	0- 1	OVERALL	1- 2	0- 4	12- 8				
8- 6	0- 0	0- 1	HOME	1- 1	0- 1	7- 3				
5- 10	0- 1	0- 0	AWAY	0- 1	0- 3	5- 5				
0- 0	0- 0	0- 0	NEUTRAL	0- 0	0- 0	0- 0				
5- 4	0- 1	0- 1	NON-CONFERENCE	1- 0	0- 2	4- 0				
3- 1	0- 0	0- 1	HOME	1- 0	0- 0	2- 0				
2- 3	0- 1	0- 0	AWAY	0- 0	0- 2	2- 0				
0- 0	0- 0	0- 0	NEUTRAL	0- 0	0- 0	0- 0				
8- 12	0- 0	0- 0	CONFERENCE	0- 2	0- 2	8- 8				
5- 5	0- 0	0- 0	HOME	0- 1	0- 1	5- 3				
3- 7	0- 0	0- 0	AWAY	0- 1	0- 1	3- 5				
0- 0	0- 0	0- 0	NEUTRAL	0- 0	0- 0	0- 0				

RPI 1-25			RPI 26-50			RPI 51-100			RPI 101+			Team's RPI: 208
RPI	S	Opponent	Score	RPI	S	Opponent	Score	RPI	S	Opponent	Score	
6	A	Texas	62 92	38	H	St. Bonaventure	47 59	85	H	Bucknell	61 56	115 A Iona 56 79
								90	A	Quinnipiac	54 63	115 H Iona 76 79
								90	H	Quinnipiac	68 80	120 A Buffalo 40 54
												128 A Youngstown St. 51 53
												160 A Northeastern 68 57
												172 A Marist 55 67
												172 H Marist 71 69
												191 A Fairfield 48 52
												191 H Fairfield 50 51
												225 A Manhattan 55 77
												225 H Manhattan 70 68
												229 H Binghamton 80 50
												231 A Siena 57 61
												231 H Siena 52 58
												253 A Monmouth 75 79
												253 H Monmouth 71 81
												261 H Saint Francis (PA) 77 52
												283 A Lamar 57 55
												293 A Rider 73 64
												293 H Rider 60 49
												299 A Niagara 68 66
												299 H Niagara 54 45
												336 A Saint Peter's 60 53
												336 H Saint Peter's 54 42
LAST 12 Division I GAMES:												
172	A	Marist	55 67	253	A	Monmouth	75 79					
299	H	Niagara	54 45	225	A	Manhattan	55 77					
253	H	Monmouth	71 81	115	H	Iona	76 79					
225	H	Manhattan	70 68	299	A	Niagara	68 66					
172	H	Marist	71 69	191	A	Fairfield	48 52					
293	H	Rider	60 49	231	A	Siena	57 61					

Non-Div I Games:

Canisius

Central Ark.

Through Games Of Feb. 27, 2016

Average RPI Win:	267	WON-LOST	WINNING	LAST 10	STRENGTH OF	OPP. STRENGTH	TEAM	ADJ.	CONF.	ADJ CONF.
Average RPI Loss:	76	RECORD	PCT. RANK	GAMES	SCHEDULE	OF SCHEDULE	RPI	RPI	RPI	RPI
DIV. I ONLY	20- 3	14	9- 1	334	284	114	114	27	27	
DIV. I NON-CONF.	6- 1	27	0- 0	294	337	102	102	26	26	
TOTALS	RPI 1-25	RPI 26-50	W-L RECORDS	RPI 51-100	RPI 101-150	RPI 150+				
20- 3	0- 0	0- 1	OVERALL	0- 1	1- 1	19- 0				
7- 2	0- 0	0- 0	HOME	0- 1	0- 1	7- 0				
11- 1	0- 0	0- 0	AWAY	0- 0	1- 0	10- 0				
2- 0	0- 0	0- 0	NEUTRAL	0- 0	0- 0	2- 0				
6- 1	0- 0	0- 1	NON-CONFERENCE	0- 0	0- 0	6- 0				
2- 0	0- 0	0- 0	HOME	0- 0	0- 0	2- 0				
2- 1	0- 0	0- 1	AWAY	0- 0	0- 0	2- 0				
2- 0	0- 0	0- 0	NEUTRAL	0- 0	0- 0	2- 0				
14- 2	0- 0	0- 0	CONFERENCE	0- 1	1- 1	13- 0				
5- 2	0- 0	0- 0	HOME	0- 1	0- 1	5- 0				
9- 0	0- 0	0- 0	AWAY	0- 0	1- 0	8- 0				
0- 0	0- 0	0- 0	NEUTRAL	0- 0	0- 0	0- 0				

RPI 1-25			RPI 26-50			RPI 51-100			RPI 101+ Team's RPI: 114		
RPI	S	Opponent	Score	RPI	S	Opponent	Score	RPI	S	Opponent	Score
				31	A	Tennessee	47 102	74	H	Abilene Christian	49 61
								122	A	Northwestern St.	74 49
								122	H	Northwestern St.	56 60
								156	A	McNeese St.	70 56
								201	A	Stephen F. Austin	55 53
								224	A	Southeast Mo. St.	63 54
								227	A	Sam Houston St.	73 63
								227	H	Sam Houston St.	72 53
								245	H	Houston Baptist	45 44
								268	A	Murray St.	61 51
								268	H	Murray St.	50 40
								269	N	Campbell	57 34
								283	H	Lamar	74 49
								306	A	Southeastern La.	64 60
								306	H	Southeastern La.	80 58
								308	N	South Carolina St.	51 38
								311	H	Alcorn	58 35
								312	A	Nicholls St.	71 65
								313	A	A&M-Corpus Christi	66 55
								331	A	New Orleans	59 44
								331	H	New Orleans	67 55
								334	A	Incarinate Word	76 57
LAST 12 Division I GAMES:											
306	A	Southeastern La.	64 60	331	H	New Orleans	67 55				
227	H	Sam Houston St.	72 53	306	H	Southeastern La.	80 58				
227	A	Sam Houston St.	73 63	122	A	Northwestern St.	74 49				
156	A	McNeese St.	70 56	312	A	Nicholls St.	71 65				
334	A	Incarinate Word	76 57	331	A	New Orleans	59 44				
122	H	Northwestern St.	56 60	245	H	Houston Baptist	45 44				

Non-Div I Games: Central Baptist 70 37 Hendrix 72 43 Crowley's Ridge 93 38 Jarvis Christian 77 23
Central Ark.

Loss, Non-Conf, S Site, H Home A Away N Neutral

Average RPI Win:	284	WON-LOST	WINNING	LAST 10	STRENGTH OF	OPP. STRENGTH	TEAM	ADJ.	CONF.	ADJ CONF.
Average RPI Loss:	211	RECORD	PCT. RANK	GAMES	SCHEDULE	OF SCHEDULE	RPI	RPI	RPI	RPI
DIV. I ONLY	11- 17	232	5- 5	301	331	284	284	30	30	
DIV. I NON-CONF.	3- 8	258	0- 0	212	176	271	271	32	32	
TOTALS	RPI 1-25	RPI 26-50	W-L RECORDS	RPI 51-100	RPI 101-150	RPI 150+				
11- 17	0- 1	0- 0	OVERALL	0- 2	0- 1	11- 13				
7- 6	0- 0	0- 0	HOME	0- 0	0- 0	7- 6				
4- 11	0- 1	0- 0	AWAY	0- 2	0- 1	4- 7				
0- 0	0- 0	0- 0	NEUTRAL	0- 0	0- 0	0- 0				
3- 8	0- 1	0- 0	NON-CONFERENCE	0- 2	0- 1	3- 4				
3- 1	0- 0	0- 0	HOME	0- 0	0- 0	3- 1				
0- 7	0- 1	0- 0	AWAY	0- 2	0- 1	0- 3				
0- 0	0- 0	0- 0	NEUTRAL	0- 0	0- 0	0- 0				
8- 9	0- 0	0- 0	CONFERENCE	0- 0	0- 0	8- 9				
4- 5	0- 0	0- 0	HOME	0- 0	0- 0	4- 5				
4- 4	0- 0	0- 0	AWAY	0- 0	0- 0	4- 4				
0- 0	0- 0	0- 0	NEUTRAL	0- 0	0- 0	0- 0				

RPI 1-25				RPI 26-50				RPI 51-100				RPI 101+ Team's RPI: 284			
RPI	S	Opponent	Score	RPI	S	Opponent	Score	RPI	S	Opponent	Score	RPI	S	Opponent	Score
11	A	Maryland	43 86					67	A	Army West Point	52 81	125	A	Penn St.	47 73
								69	A	Maine	42 62	168	A	Fordham	48 63
												202	A	Sacred Heart	69 79
												202	H	Sacred Heart	57 61
												207	H	Massachusetts	78 68
												210	A	Hartford	41 49
												212	A	Robert Morris	55 72
												212	H	Robert Morris	48 39
												233	H	Dartmouth	59 55
												239	A	Bryant	56 70
												239	H	Bryant	53 65
												254	H	New Hampshire	50 64
												261	A	Saint Francis (PA)	79 59
												261	H	Saint Francis (PA)	66 51
												289	A	Vermont	63 79
												314	A	Fairleigh Dickinson	78 75
												314	H	Fairleigh Dickinson	71 59
												317	H	UMass Lowell	64 53
												319	A	Mt. St. Mary's	48 54
												319	H	Mt. St. Mary's	55 59
												326	A	LIU Brooklyn	65 57
												326	H	LIU Brooklyn	45 59
												335	H	St. Francis Brooklyn	65 61
												342	A	Wagner	62 52
												342	H	Wagner	63 64
LAST 12 Division I GAMES:															
314	H	Fairleigh Dickinson	71 59	261	A	Saint Francis (PA)	79 59								
319	H	Mt. St. Mary's	55 59	239	H	Bryant	53 65								
342	H	Wagner	63 64	335	H	St. Francis Brooklyn	65 61								
326	A	LIU Brooklyn	65 57	212	H	Robert Morris	48 39								
202	A	Sacred Heart	69 79	261	H	Saint Francis (PA)	66 51								
212	A	Robert Morris	55 72	202	H	Sacred Heart	57 61								

Non-Div I Games:

Central Conn. St.

■ Loss,
 ■ Non-Conf,
 ■ S Site,
 ■ H Home
 ■ A Away
 N Neutral

Average RPI Win:	183	WON-LOST	WINNING	LAST 10	STRENGTH OF	OPP. STRENGTH	TEAM	ADJ.	CONF.	ADJ CONF.
Average RPI Loss:	111	RECORD	PCT. RANK	GAMES	SCHEDULE	OF SCHEDULE	RPI	RPI	RPI	RPI
DIV. I ONLY	19- 8	67	9- 1	105	135	72	72	11	11	
DIV. I NON-CONF.	6- 5	146	0- 0	130	133	131	131	13	13	
TOTALS	RPI 1-25	RPI 26-50	W-L RECORDS	RPI 51-100	RPI 101-150	RPI 150+				
19- 8	0- 1	0- 1	OVERALL	4- 0	5- 4	10- 2				
10- 3	0- 1	0- 0	HOME	2- 0	3- 2	5- 0				
8- 5	0- 0	0- 1	AWAY	2- 0	2- 2	4- 2				
1- 0	0- 0	0- 0	NEUTRAL	0- 0	0- 0	1- 0				
6- 5	0- 1	0- 0	NON-CONFERENCE	1- 0	1- 2	4- 2				
3- 2	0- 1	0- 0	HOME	1- 0	1- 1	1- 0				
2- 3	0- 0	0- 0	AWAY	0- 0	0- 1	2- 2				
1- 0	0- 0	0- 0	NEUTRAL	0- 0	0- 0	1- 0				
13- 3	0- 0	0- 1	CONFERENCE	3- 0	4- 2	6- 0				
7- 1	0- 0	0- 0	HOME	1- 0	2- 1	4- 0				
6- 2	0- 0	0- 1	AWAY	2- 0	2- 1	2- 0				
0- 0	0- 0	0- 0	NEUTRAL	0- 0	0- 0	0- 0				

RPI 1-25				RPI 26-50				RPI 51-100				RPI 101+			
RPI	S	Opponent	Score	RPI	S	Opponent	Score	RPI	S	Opponent	Score	RPI	S	Opponent	Score
24	H	Duquesne	49 68	43	A	Ohio	84 86	59	H	Middle Tenn.	81 59	101	A	Saint Joseph's	66 76
								66	A	Ball St.	74 65	102	H	Memphis	61 64
								66	H	Ball St.	67 66	106	H	Toledo	79 81
								86	A	Eastern Mich.	66 65	120	A	Buffalo	61 67
												124	A	Akron	97 77
												124	H	Akron	81 60
												137	A	Western Mich.	73 61
												137	H	Western Mich.	53 51
												148	H	SIUE	78 65
												161	A	Illinois	69 74
												177	A	Loyola Chicago	68 59
												213	H	Indiana St.	85 65
												217	A	Oakland	110 87
												234	A	Ill.-Chicago	63 66
												252	A	Northern Ill.	73 67
												252	H	Northern Ill.	95 63
												258	H	Bowling Green	76 75
												274	A	Miami (OH)	72 58
												274	H	Miami (OH)	77 54
												293	N	Rider	76 58
												322	H	Kent St.	81 61
LAST 12 Division I GAMES:															
				137	A	Western Mich.	73 61	86	A	Eastern Mich.	66 65				
				66	H	Ball St.	67 66	274	H	Miami (OH)	77 54				
				106	H	Toledo	79 81	137	H	Western Mich.	53 51				
				252	A	Northern Ill.	73 67	124	H	Akron	81 60				
				66	A	Ball St.	74 65	274	A	Miami (OH)	72 58				
				258	H	Bowling Green	76 75	43	A	Ohio	84 86				

Non-Div I Games:

Central Mich.

■ Loss,
 ■ Non-Conf,
 ■ S Site,
 ■ H Home
 ■ A Away
 N Neutral

Average RPI Win:	287	WON-LOST	WINNING	LAST 10	STRENGTH OF	OPP. STRENGTH	TEAM	ADJ.	CONF.	ADJ CONF.
Average RPI Loss:	205	RECORD	PCT. RANK	GAMES	SCHEDULE	OF SCHEDULE	RPI	RPI	RPI	RPI
DIV. I ONLY	10- 15	228	5- 5	340	260	298	298	28	28	
DIV. I NON-CONF.	2- 4	234	0- 0	349	87	342	342	29	29	
TOTALS	RPI 1-25	RPI 26-50	W-L RECORDS	RPI 51-100	RPI 101-150	RPI 150+				
10- 15	0- 0	0- 0	OVERALL	0- 1	0- 3	10- 11				
6- 6	0- 0	0- 0	HOME	0- 0	0- 2	6- 4				
4- 9	0- 0	0- 0	AWAY	0- 1	0- 1	4- 7				
0- 0	0- 0	0- 0	NEUTRAL	0- 0	0- 0	0- 0				
2- 4	0- 0	0- 0	NON-CONFERENCE	0- 1	0- 0	2- 3				
2- 0	0- 0	0- 0	HOME	0- 0	0- 0	2- 0				
0- 4	0- 0	0- 0	AWAY	0- 1	0- 0	0- 3				
0- 0	0- 0	0- 0	NEUTRAL	0- 0	0- 0	0- 0				
8- 11	0- 0	0- 0	CONFERENCE	0- 0	0- 3	8- 8				
4- 6	0- 0	0- 0	HOME	0- 0	0- 2	4- 4				
4- 5	0- 0	0- 0	AWAY	0- 0	0- 1	4- 4				
0- 0	0- 0	0- 0	NEUTRAL	0- 0	0- 0	0- 0				

RPI 1-25				RPI 26-50				RPI 51-100				RPI 101+				Team's RPI: 298	
RPI	S	Opponent	Score	RPI	S	Opponent	Score	RPI	S	Opponent	Score	RPI	S	Opponent	Score		
								96	A	Virginia	65	85	118	A	Liberty	40	51
												118	H	Liberty	49	59	
												136	H	UNC Asheville	50	58	
												189	A	Gardner-Webb	55	63	
												189	H	Gardner-Webb	66	63	
												200	A	Radford	40	55	
												200	H	Radford	50	61	
												228	A	Presbyterian	37	52	
												228	H	Presbyterian	49	63	
												235	A	Col. of Charleston	66	81	
												247	A	Clemson	36	43	
												249	A	High Point	64	62	
												249	H	High Point	72	78	
												269	A	Campbell	60	45	
												269	H	Campbell	65	57	
												271	A	Coastal Caro.	40	61	
												271	H	Coastal Caro.	62	73	
												290	A	Ga. Southern	51	64	
												300	H	Wofford	74	64	
												301	H	Western Caro.	80	59	
LAST 12 Division I GAMES:												321	A	Longwood	63	54	
			249	H	High Point	72	78			321	H	Longwood	66	58			
			269	A	Campbell	60	45			118	H	Liberty	49	59			
			189	H	Gardner-Webb	66	63			325	A	Winthrop	58	50			
			271	A	Coastal Caro.	40	61			269	H	Campbell	65	57			
			200	H	Radford	50	61			200	A	Radford	40	55			
			228	A	Presbyterian	37	52			271	H	Coastal Caro.	62	73			

Non-Div I Games: Paine 69 62 Columbia Int'l 67 35 Warner 73 53

Charleston So.

Loss, Non-Conf, S Site, H Home A Away N Neutral

Average RPI Win:	195	WON-LOST	WINNING	LAST 10	STRENGTH OF	OPP. STRENGTH	TEAM	ADJ.	CONF.	ADJ CONF.
Average RPI Loss:	79	RECORD	PCT. RANK	GAMES	SCHEDULE	OF SCHEDULE	RPI	RPI	RPI	RPI
DIV. I ONLY	17- 10	97	7- 3	83	121	78	78	12	12	
DIV. I NON-CONF.	7- 4	110	0- 0	89	146	86	86	10	10	
TOTALS	RPI 1-25	RPI 26-50	W-L RECORDS	RPI 51-100	RPI 101-150	RPI 150+				
17- 10	0- 1	1- 4	OVERALL	1- 2	1- 1	14- 2				
10- 2	0- 0	1- 1	HOME	1- 0	0- 0	8- 1				
6- 8	0- 1	0- 3	AWAY	0- 2	0- 1	6- 1				
1- 0	0- 0	0- 0	NEUTRAL	0- 0	1- 0	0- 0				
7- 4	0- 0	0- 3	NON-CONFERENCE	1- 1	1- 0	5- 0				
4- 1	0- 0	0- 1	HOME	1- 0	0- 0	3- 0				
2- 3	0- 0	0- 2	AWAY	0- 1	0- 0	2- 0				
1- 0	0- 0	0- 0	NEUTRAL	0- 0	1- 0	0- 0				
10- 6	0- 1	1- 1	CONFERENCE	0- 1	0- 1	9- 2				
6- 1	0- 0	1- 0	HOME	0- 0	0- 0	5- 1				
4- 5	0- 1	0- 1	AWAY	0- 1	0- 1	4- 1				
0- 0	0- 0	0- 0	NEUTRAL	0- 0	0- 0	0- 0				

RPI 1-25				RPI 26-50				RPI 51-100				Team's RPI: 78	RPI 101+			
RPI	S	Opponent	Score	RPI	S	Opponent	Score	RPI	S	Opponent	Score		RPI	S	Opponent	Score
23	A	UTEP	91 94	28	A	Missouri	71 88	59	A	Middle Tenn.	67 72		110	N	Mercer	72 62
				35	H	Miami (FL)	70 77	66	H	Ball St.	72 66		149	A	UAB	57 75
				42	A	Western Ky.	66 77	95	A	Elon	83 90		154	A	Old Dominion	85 94
				42	H	Western Ky.	81 72						154	H	Old Dominion	59 71
				48	A	North Carolina St.	65 72						155	H	Southern Miss.	80 59
													157	A	Marshall	64 61
													157	H	Marshall	87 77
													173	H	Louisiana Tech	63 58
													176	A	Davidson	99 88
													181	H	Fla. Atlantic	85 79
													212	H	Robert Morris	94 73
													223	A	Rice	69 58
													235	H	Col. of Charleston	89 61
													237	A	North Texas	82 70
													260	A	UTSA	64 54
													267	A	Georgia St.	83 71
													309	H	FIU	87 74
													348	H	N.C. Central	67 52
LAST 12 Division I GAMES:																
23	A	UTEP	91 94	154	A	Old Dominion	85 94									
260	A	UTSA	64 54	181	H	Fla. Atlantic	85 79									
42	H	Western Ky.	81 72	309	H	FIU	87 74									
157	H	Marshall	87 77	42	A	Western Ky.	66 77									
237	A	North Texas	82 70	157	A	Marshall	64 61									
223	A	Rice	69 58	149	A	UAB	57 75									

Non-Div I Games:

Charlotte

■ Loss,
 ■ Non-Conf,
 ■ S Site,
 ■ Home
 ■ A Away
 N Neutral

Chattanooga

Through Games Of Feb. 27, 2016

Average RPI Win:	193	WON-LOST	WINNING	LAST 10	STRENGTH OF	OPP. STRENGTH	TEAM	ADJ.	CONF.	ADJ CONF.
Average RPI Loss:	47	RECORD	PCT. RANK	GAMES	SCHEDULE	OF SCHEDULE	RPI	RPI	RPI	RPI
DIV. I ONLY	21- 7	47	8- 2	82	126	47	47	17	17	
DIV. I NON-CONF.	9- 5	108	0- 0	18	26	34	34	15	15	
TOTALS	RPI 1-25	RPI 26-50	W-L RECORDS	RPI 51-100	RPI 101-150	RPI 150+				
21- 7	0- 2	1- 3	OVERALL	3- 0	2- 2	15- 0				
14- 1	0- 1	1- 0	HOME	3- 0	2- 0	8- 0				
6- 6	0- 1	0- 3	AWAY	0- 0	0- 2	6- 0				
1- 0	0- 0	0- 0	NEUTRAL	0- 0	0- 0	1- 0				
9- 5	0- 2	1- 3	NON-CONFERENCE	3- 0	0- 0	5- 0				
7- 1	0- 1	1- 0	HOME	3- 0	0- 0	3- 0				
1- 4	0- 1	0- 3	AWAY	0- 0	0- 0	1- 0				
1- 0	0- 0	0- 0	NEUTRAL	0- 0	0- 0	1- 0				
12- 2	0- 0	0- 0	CONFERENCE	0- 0	2- 2	10- 0				
7- 0	0- 0	0- 0	HOME	0- 0	2- 0	5- 0				
5- 2	0- 0	0- 0	AWAY	0- 0	0- 2	5- 0				
0- 0	0- 0	0- 0	NEUTRAL	0- 0	0- 0	0- 0				

RPI S	Opponent	Score	RPI S	Opponent	Score	Team's RPI: 47	RPI S	Opponent	Score	RPI S	Opponent	Score
4	H UConn	31 79	30	A South Fla.	33 61		88	H UT Martin	61 46	107	A Samford	43 48
8	A Stanford	30 73	31	A Tennessee	57 59		93	H Belmont	62 53	107	H Samford	53 30
			39	A Indiana	43 54		100	H Harvard	62 58	110	A Mercer	44 67
			40	H Arkansas St.	55 54					110	H Mercer	67 45
										155	H Southern Miss.	53 48
										156	H McNeese St.	68 53
										159	A ETSU	65 57
										159	H ETSU	66 42
										164	N East Carolina	72 61
										195	H Butler	60 49
										221	A Furman	56 50
										221	H Furman	61 46
										256	A UNCW	61 33
										300	A Wofford	53 40
										300	H Wofford	65 48
										301	A Western Caro.	65 51
										301	H Western Caro.	77 59
										310	A UNCG	74 53
										310	H UNCG	72 61
LAST 12 Division I GAMES:												
159	H ETSU	66 42	221	H Furman	61 46							
110	H Mercer	67 45	159	A ETSU	65 57							
107	H Samford	53 30	107	A Samford	43 48							
301	A Western Caro.	65 51	110	A Mercer	44 67							
310	A UNCG	74 53	310	H UNCG	72 61							
300	H Wofford	65 48	301	H Western Caro.	77 59							

Non-Div I Games:

Chattanooga

Loss, Non-Conf, S Site, H Home A Away N Neutral

Average RPI Win:	291	WON-LOST	WINNING	LAST 10	STRENGTH OF	OPP. STRENGTH	TEAM	ADJ.	CONF.	ADJ CONF.
Average RPI Loss:	199	RECORD	PCT. RANK	GAMES	SCHEDULE	OF SCHEDULE	RPI	RPI	RPI	RPI
DIV. I ONLY	4- 23	327	2- 8	294	264	340	340	26	26	
DIV. I NON-CONF.	2- 12	311	0- 0	301	267	338	338	25	25	
TOTALS	RPI 1-25	RPI 26-50	W-L RECORDS	RPI 51-100	RPI 101-150	RPI 150+				
4- 23	0- 1	0- 1	OVERALL	0- 2	0- 2	4- 17				
3- 11	0- 0	0- 1	HOME	0- 1	0- 1	3- 8				
1- 12	0- 1	0- 0	AWAY	0- 1	0- 1	1- 9				
0- 0	0- 0	0- 0	NEUTRAL	0- 0	0- 0	0- 0				
2- 12	0- 1	0- 1	NON-CONFERENCE	0- 0	0- 2	2- 8				
1- 6	0- 0	0- 1	HOME	0- 0	0- 1	1- 4				
1- 6	0- 1	0- 0	AWAY	0- 0	0- 1	1- 4				
0- 0	0- 0	0- 0	NEUTRAL	0- 0	0- 0	0- 0				
2- 11	0- 0	0- 0	CONFERENCE	0- 2	0- 0	2- 9				
2- 5	0- 0	0- 0	HOME	0- 1	0- 0	2- 4				
0- 6	0- 0	0- 0	AWAY	0- 1	0- 0	0- 5				
0- 0	0- 0	0- 0	NEUTRAL	0- 0	0- 0	0- 0				

RPI S	Opponent	Score	RPI S	Opponent	Score	RPI S	Opponent	Score	RPI S	Opponent	Score	Team's RPI: 340
18	A DePaul	42 88	45	H Kansas St.	54 63	97	A New Mexico St.	63 76	137	A Western Mich.	56 65	
						97	H New Mexico St.	60 70	150	H Milwaukee	48 55	
									161	A Illinois	36 67	
									204	A Utah Valley	46 74	
									204	H Utah Valley	62 69	
									209	A UTRGV	56 78	
									209	H UTRGV	56 64	
									217	H Oakland	51 74	
									219	A CSU Bakersfield	43 76	
									219	H CSU Bakersfield	61 74	
									230	A Western Ill.	50 88	
									234	H Ill.-Chicago	47 51	
									242	A Grand Canyon	36 74	
									242	H Grand Canyon	60 65	
									252	H Northern Ill.	50 68	
									262	A Seattle	45 59	
									262	H Seattle	57 49	
									296	H UMKC	77 72	
									303	A Jackson St.	76 59	
									304	H Morehead St.	75 71	
									305	H Bradley	60 66	
									315	A IPFW	51 62	
									320	A Illinois St.	53 57	
LAST 12 Division I GAMES:												
209	A	UTRGV	56	78	296	H	UMKC	77	72			
242	H	Grand Canyon	60	65	204	A	Utah Valley	46	74			
204	H	Utah Valley	62	69	242	A	Grand Canyon	36	74			
97	A	New Mexico St.	63	76	97	H	New Mexico St.	60	70			
219	H	CSU Bakersfield	61	74	209	H	UTRGV	56	64			
262	H	Seattle	57	49	262	A	Seattle	45	59			

Non-Div I Games:

Chicago St.

■ Loss,
■ Non-Conf,
■ S Site,
■ H Home
■ A Away
N Neutral

Average RPI Win:	252	WON-LOST	WINNING	LAST 10	STRENGTH OF	OPP. STRENGTH	TEAM	ADJ.	CONF.	ADJ CONF.
Average RPI Loss:	90	RECORD	PCT. RANK	GAMES	SCHEDULE	OF SCHEDULE	RPI	RPI	RPI	RPI
DIV. I ONLY	8- 20	282	2- 8	80	82	220	220	9	9	
DIV. I NON-CONF.	4- 7	222	0- 0	29	82	172	172	7	7	
TOTALS	RPI 1-25	RPI 26-50	W-L RECORDS	RPI 51-100	RPI 101-150	RPI 150+				
8- 20	0- 6	0- 2	OVERALL	0- 3	1- 2	7- 7				
5- 10	0- 2	0- 1	HOME	0- 2	1- 1	4- 4				
3- 8	0- 2	0- 1	AWAY	0- 1	0- 1	3- 3				
0- 2	0- 2	0- 0	NEUTRAL	0- 0	0- 0	0- 0				
4- 7	0- 4	0- 0	NON-CONFERENCE	0- 1	1- 0	3- 2				
4- 2	0- 1	0- 0	HOME	0- 1	1- 0	3- 0				
0- 3	0- 1	0- 0	AWAY	0- 0	0- 0	0- 2				
0- 2	0- 2	0- 0	NEUTRAL	0- 0	0- 0	0- 0				
4- 13	0- 2	0- 2	CONFERENCE	0- 2	0- 2	4- 5				
1- 8	0- 1	0- 1	HOME	0- 1	0- 1	1- 4				
3- 5	0- 1	0- 1	AWAY	0- 1	0- 1	3- 1				
0- 0	0- 0	0- 0	NEUTRAL	0- 0	0- 0	0- 0				

RPI 1-25				RPI 26-50				RPI 51-100				RPI 101+ Team's RPI: 220			
RPI	S	Opponent	Score	RPI	S	Opponent	Score	RPI	S	Opponent	Score	RPI	S	Opponent	Score
3	N	Baylor	34 72	30	A	South Fla.	49 82	63	A	Temple	51 74	102	A	Memphis	51 54
4	A	UConn	34 88	30	H	South Fla.	51 78	63	H	Temple	49 74	102	H	Memphis	47 64
4	H	UConn	45 107					88	H	UT Martin	57 63	138	H	Northern Ky.	71 68
5	H	Ohio St.	76 105									151	A	Detroit	68 77
19	N	Michigan St.	63 103									153	A	Xavier	56 65
22	A	Georgia	42 60									164	A	East Carolina	60 63
												164	H	East Carolina	55 77
												179	H	SMU	55 73
												184	A	Tulsa	55 53
												184	H	Tulsa	63 76
												258	H	Bowling Green	54 51
												261	H	Saint Francis (PA)	93 86
												270	A	UCF	68 50
												270	H	UCF	60 80
												281	A	Houston	67 61
												281	H	Houston	56 50
												339	H	Eastern Ill.	70 57
LAST 12 Division I GAMES:															
184	H	Tulsa	63 76	102	A	Memphis	51 54								
164	H	East Carolina	55 77	30	A	South Fla.	49 82								
281	A	Houston	67 61	281	H	Houston	56 50								
4	A	UConn	34 88	179	H	SMU	55 73								
30	H	South Fla.	51 78	164	A	East Carolina	60 63								
63	H	Temple	49 74	270	H	UCF	60 80								

Non-Div I Games:

Cincinnati

■ Loss,
■ Non-Conf,
■ S Site,
■ H Home
■ A Away
N Neutral

Average RPI Win:	255	WON-LOST	WINNING	LAST 10	STRENGTH OF	OPP. STRENGTH	TEAM	ADJ.	CONF.	ADJ CONF.
Average RPI Loss:	102	RECORD	PCT. RANK	GAMES	SCHEDULE	OF SCHEDULE	RPI	RPI	RPI	RPI
DIV. I ONLY	4- 24	331	0- 10	31	88	247	247	5	5	
DIV. I NON-CONF.	4- 9	245	0- 0	115	332	243	243	5	5	
TOTALS	RPI 1-25	RPI 26-50	W-L RECORDS	RPI 51-100	RPI 101-150	RPI 150+				
4- 24	0- 6	0- 1	OVERALL	0- 6	1- 6	3- 5				
3- 11	0- 2	0- 1	HOME	0- 2	1- 3	2- 3				
1- 11	0- 4	0- 0	AWAY	0- 4	0- 2	1- 1				
0- 2	0- 0	0- 0	NEUTRAL	0- 0	0- 1	0- 1				
4- 9	0- 1	0- 0	NON-CONFERENCE	0- 2	1- 1	3- 5				
3- 4	0- 1	0- 0	HOME	0- 0	1- 0	2- 3				
1- 3	0- 0	0- 0	AWAY	0- 2	0- 0	1- 1				
0- 2	0- 0	0- 0	NEUTRAL	0- 0	0- 1	0- 1				
0- 15	0- 5	0- 1	CONFERENCE	0- 4	0- 5	0- 0				
0- 7	0- 1	0- 1	HOME	0- 2	0- 3	0- 0				
0- 8	0- 4	0- 0	AWAY	0- 2	0- 2	0- 0				
0- 0	0- 0	0- 0	NEUTRAL	0- 0	0- 0	0- 0				

RPI 1-25				RPI 26-50				RPI 51-100				RPI 101+ Team's RPI: 247			
RPI	S	Opponent	Score	RPI	S	Opponent	Score	RPI	S	Opponent	Score	RPI	S	Opponent	Score
1	A	Notre Dame	52 71	35	H	Miami (FL)	49 83	54	H	Duke	43 72	112	A	Virginia Tech	49 79
2	H	South Carolina	41 67					69	A	Maine	42 75	116	H	Boston College	64 67
12	A	Louisville	33 75					70	A	Oregon	56 69	120	N	Buffalo	51 61
16	A	Florida St.	56 75					75	A	Georgia Tech	48 77	127	H	Wake Forest	45 55
16	H	Florida St.	40 85					75	H	Georgia Tech	63 76	129	H	Pittsburgh	56 59
17	A	Syracuse	62 83					96	A	Virginia	48 65	130	A	North Carolina	56 72
												136	H	UNC Asheville	67 49
												195	N	Butler	50 54
												197	H	William & Mary	41 58
												221	A	Furman	49 70
												271	H	Coastal Caro.	47 63
												277	A	Tennessee Tech	71 53
												294	H	Florida A&M	68 77
												298	H	Charleston So.	43 36
												308	H	South Carolina St.	63 54
LAST 12 Division I GAMES:															
1	A	Notre Dame	52 71	17	A	Syracuse	62 83								
96	A	Virginia	48 65	129	H	Pittsburgh	56 59								
116	H	Boston College	64 67	12	A	Louisville	33 75								
75	A	Georgia Tech	48 77	75	H	Georgia Tech	63 76								
127	H	Wake Forest	45 55	54	H	Duke	43 72								
16	A	Florida St.	56 75	112	A	Virginia Tech	49 79								

Non-Div I Games:

Clemson

■ Loss,
■ Non-Conf, S Site,
■ Home
■ Away
N Neutral

Average RPI Win:	228	WON-LOST	WINNING	LAST 10	STRENGTH OF	OPP. STRENGTH	TEAM	ADJ.	CONF.	ADJ CONF.
Average RPI Loss:	159	RECORD	PCT. RANK	GAMES	SCHEDULE	OF SCHEDULE	RPI	RPI	RPI	RPI
DIV. I ONLY	7- 18	286	3- 4	160	205	273	273	14	14	
DIV. I NON-CONF.	3- 7	248	0- 1	318	286	320	320	16	16	
TOTALS	RPI 1-25	RPI 26-50	W-L RECORDS	RPI 51-100	RPI 101-150	RPI 150+				
7- 18	0- 2	0- 0	OVERALL	0- 3	2- 5	5- 8				
5- 7	0- 1	0- 0	HOME	0- 1	1- 3	4- 2				
2- 9	0- 1	0- 0	AWAY	0- 1	1- 2	1- 5				
0- 2	0- 0	0- 0	NEUTRAL	0- 1	0- 0	0- 1				
3- 7	0- 0	0- 0	NON-CONFERENCE	0- 3	0- 1	3- 3				
2- 2	0- 0	0- 0	HOME	0- 1	0- 0	2- 1				
1- 3	0- 0	0- 0	AWAY	0- 1	0- 1	1- 1				
0- 2	0- 0	0- 0	NEUTRAL	0- 1	0- 0	0- 1				
4- 11	0- 2	0- 0	CONFERENCE	0- 0	2- 4	2- 5				
3- 5	0- 1	0- 0	HOME	0- 0	1- 3	2- 1				
1- 6	0- 1	0- 0	AWAY	0- 0	1- 1	0- 4				
0- 0	0- 0	0- 0	NEUTRAL	0- 0	0- 0	0- 0				

RPI 1-25				RPI 26-50				RPI 51-100				RPI 101+ Team's RPI: 273			
RPI	S	Opponent	Score	RPI	S	Opponent	Score	RPI	S	Opponent	Score	RPI	S	Opponent	Score
21	A	Green Bay	53 71					55	N	Saint Louis	65 76	103	H	Wright St.	65 93
21	H	Green Bay	45 66					85	H	Bucknell	57 59	106	A	Toledo	53 66
								93	A	Belmont	58 76	128	A	Youngstown St.	53 43
												128	H	Youngstown St.	75 68
												138	H	Northern Ky.	51 83
												150	A	Milwaukee	58 59
												150	H	Milwaukee	46 62
												151	A	Detroit	68 82
												151	H	Detroit	60 66
												217	A	Oakland	69 79
												217	H	Oakland	88 75
												234	A	Ill.-Chicago	62 80
												234	H	Ill.-Chicago	72 69
												244	A	Valparaiso	59 66
												258	H	Bowling Green	69 48
												299	A	Niagara	72 73
												309	H	FIU	64 57
												310	N	UNCG	51 55
												322	A	Kent St.	60 49
												328	H	Evansville	63 72
LAST 12 Division I GAMES:															
310	N	UNCG	51 55	151	H	Detroit	60 66								
234	H	Ill.-Chicago	72 69	103	H	Wright St.	65 93								
128	A	Youngstown St.	53 43	138	H	Northern Ky.	51 83								
21	A	Green Bay	53 71	234	A	Ill.-Chicago	62 80								
150	A	Milwaukee	58 59	244	A	Valparaiso	59 66								
217	H	Oakland	88 75	128	H	Youngstown St.	75 68								

Non-Div I Games:

Cleveland St.

■ Loss,
 ■ Non-Conf,
 ■ S Site,
 ■ Home
 ■ A Away
 N Neutral

Average RPI Win:	241	WON-LOST	WINNING	LAST 10	STRENGTH OF	OPP. STRENGTH	TEAM	ADJ.	CONF.	ADJ CONF.
Average RPI Loss:	206	RECORD	PCT. RANK	GAMES	SCHEDULE	OF SCHEDULE	RPI	RPI	RPI	RPI
DIV. I ONLY	8- 16	265	4- 6	217	320	271	271	28	28	
DIV. I NON-CONF.	2- 4	234	0- 0	264	236	262	262	29	29	
TOTALS	RPI 1-25	RPI 26-50	W-L RECORDS	RPI 51-100	RPI 101-150	RPI 150+				
8- 16	0- 0	0- 0	OVERALL	0- 1	1- 4	7- 11				
4- 6	0- 0	0- 0	HOME	0- 0	0- 2	4- 4				
4- 7	0- 0	0- 0	AWAY	0- 0	1- 1	3- 6				
0- 3	0- 0	0- 0	NEUTRAL	0- 1	0- 1	0- 1				
2- 4	0- 0	0- 0	NON-CONFERENCE	0- 1	0- 1	2- 2				
1- 0	0- 0	0- 0	HOME	0- 0	0- 0	1- 0				
1- 1	0- 0	0- 0	AWAY	0- 0	0- 0	1- 1				
0- 3	0- 0	0- 0	NEUTRAL	0- 1	0- 1	0- 1				
6- 12	0- 0	0- 0	CONFERENCE	0- 0	1- 3	5- 9				
3- 6	0- 0	0- 0	HOME	0- 0	0- 2	3- 4				
3- 6	0- 0	0- 0	AWAY	0- 0	1- 1	2- 5				
0- 0	0- 0	0- 0	NEUTRAL	0- 0	0- 0	0- 0				

RPI 1-25			RPI 26-50			RPI 51-100			RPI 101+			Team's RPI: 271
RPI	S	Opponent	Score	RPI	S	Opponent	Score	RPI	S	Opponent	Score	
						73 N Hofstra	40 82			118 A Liberty	58 51	
										118 H Liberty	63 65	
										127 N Wake Forest	52 81	
										136 A UNC Asheville	69 77	
										136 H UNC Asheville	52 63	
										189 A Gardner-Webb	59 56	
										189 H Gardner-Webb	51 61	
										200 A Radford	45 61	
										200 H Radford	36 49	
										202 N Sacred Heart	62 71	
										228 A Presbyterian	42 66	
										228 H Presbyterian	60 47	
										247 A Clemson	63 47	
										249 A High Point	52 53	
										249 H High Point	79 53	
										261 A Saint Francis (PA)	74 106	
										269 A Campbell	52 73	
										269 H Campbell	70 83	
										298 A Charleston So.	73 62	
										298 H Charleston So.	61 40	
										300 H Wofford	83 69	
										321 H Longwood	48 56	
										325 A Winthrop	43 52	
LAST 12 Division I GAMES:												
						189 H Gardner-Webb	51 61			136 A UNC Asheville	69 77	
						228 H Presbyterian	60 47			200 H Radford	36 49	
						118 A Liberty	58 51			269 A Campbell	52 73	
						298 H Charleston So.	61 40			228 A Presbyterian	42 66	
						325 A Winthrop	43 52			118 H Liberty	63 65	
						249 H High Point	79 53			298 A Charleston So.	73 62	

Non-Div I Games: Allen 86 45 Warren Wilson 100 49 Mid-Atlantic Christ105 15

Coastal Caro.

Loss, Non-Conf, S Site, H Home A Away N Neutral

Average RPI Win:	242	WON-LOST	WINNING	LAST 10	STRENGTH OF	OPP. STRENGTH	TEAM	ADJ.	CONF.	ADJ CONF.
Average RPI Loss:	120	RECORD	PCT. RANK	GAMES	SCHEDULE	OF SCHEDULE	RPI	RPI	RPI	RPI
DIV. I ONLY	9- 17	262	3- 7	137	173	235	235	13	13	
DIV. I NON-CONF.	5- 6	180	0- 0	113	266	177	177	11	11	
TOTALS	RPI 1-25	RPI 26-50	W-L RECORDS	RPI 51-100	RPI 101-150	RPI 150+				
9- 17	0- 1	0- 2	OVERALL	1- 5	0- 2	8- 7				
6- 7	0- 1	0- 1	HOME	1- 2	0- 0	5- 3				
3- 10	0- 0	0- 1	AWAY	0- 3	0- 2	3- 4				
0- 0	0- 0	0- 0	NEUTRAL	0- 0	0- 0	0- 0				
5- 6	0- 1	0- 1	NON-CONFERENCE	0- 1	0- 2	5- 1				
4- 2	0- 1	0- 1	HOME	0- 0	0- 0	4- 0				
1- 4	0- 0	0- 0	AWAY	0- 1	0- 2	1- 1				
0- 0	0- 0	0- 0	NEUTRAL	0- 0	0- 0	0- 0				
4- 11	0- 0	0- 1	CONFERENCE	1- 4	0- 0	3- 6				
2- 5	0- 0	0- 0	HOME	1- 2	0- 0	1- 3				
2- 6	0- 0	0- 1	AWAY	0- 2	0- 0	2- 3				
0- 0	0- 0	0- 0	NEUTRAL	0- 0	0- 0	0- 0				

RPI 1-25				RPI 26-50				RPI 51-100				RPI 101+ Team's RPI: 235			
RPI	S	Opponent	Score	RPI	S	Opponent	Score	RPI	S	Opponent	Score	RPI	S	Opponent	Score
12	H	Louisville	67 71	41	A	James Madison	61 83	73	H	Hofstra	58 62	110	A	Mercer	58 66
				42	H	Western Ky.	44 78	78	A	Charlotte	61 89	112	A	Virginia Tech	47 81
								82	A	Drexel	54 66	152	A	Boise St.	38 61
								82	H	Drexel	49 46	160	A	Northeastern	66 78
								95	A	Elon	41 52	160	H	Northeastern	49 52
								95	H	Elon	38 54	170	A	Delaware	55 72
												170	H	Delaware	47 63
												196	A	Weber St.	50 42
												197	A	William & Mary	55 51
												197	H	William & Mary	40 66
												256	A	UNCW	64 53
												259	H	Appalachian St.	60 50
												281	H	Houston	55 48
												287	A	Towson	51 62
												287	H	Towson	67 55
												298	H	Charleston So.	81 66
												325	H	Winthrop	77 63
LAST 12 Division I GAMES:															
160	A	Northeastern	66 78	160	H	Northeastern	49 52								
197	H	William & Mary	40 66	287	H	Towson	67 55								
95	H	Elon	38 54	197	A	William & Mary	55 51								
287	A	Towson	51 62	95	A	Elon	41 52								
170	A	Delaware	55 72	256	A	UNCW	64 53								
82	H	Drexel	49 46	170	H	Delaware	47 63								

Non-Div I Games:

Col. of Charleston

■ Loss,
 ■ Non-Conf, S Site,
 ■ Home
 ■ Away
 N Neutral

Average RPI Win: 311	WON-LOST	WINNING	LAST 10	STRENGTH OF	OPP. STRENGTH	TEAM	ADJ.	CONF.	ADJ CONF.
Average RPI Loss: 180	RECORD	PCT. RANK	GAMES	SCHEDULE	OF SCHEDULE	RPI	RPI	RPI	RPI
DIV. I ONLY	5- 22	312	1- 9	208	268	307	307	25	25
DIV. I NON-CONF.	2- 8	290	0- 0	127	161	259	259	27	27
TOTALS	RPI 1-25	RPI 26-50	W-L RECORDS	RPI 51-100	RPI 101-150	RPI 150+			
5- 22	0- 2	0- 1	OVERALL	0- 4	0- 1	5- 14			
2- 11	0- 1	0- 1	HOME	0- 2	0- 1	2- 6			
3- 11	0- 1	0- 0	AWAY	0- 2	0- 0	3- 8			
0- 0	0- 0	0- 0	NEUTRAL	0- 0	0- 0	0- 0			
2- 8	0- 2	0- 1	NON-CONFERENCE	0- 0	0- 1	2- 4			
1- 4	0- 1	0- 1	HOME	0- 0	0- 1	1- 1			
1- 4	0- 1	0- 0	AWAY	0- 0	0- 0	1- 3			
0- 0	0- 0	0- 0	NEUTRAL	0- 0	0- 0	0- 0			
3- 14	0- 0	0- 0	CONFERENCE	0- 4	0- 0	3- 10			
1- 7	0- 0	0- 0	HOME	0- 2	0- 0	1- 5			
2- 7	0- 0	0- 0	AWAY	0- 2	0- 0	2- 5			
0- 0	0- 0	0- 0	NEUTRAL	0- 0	0- 0	0- 0			

RPI 1-25				RPI 26-50				RPI 51-100				RPI 101+ Team's RPI: 307			
RPI	S	Opponent	Score	RPI	S	Opponent	Score	RPI	S	Opponent	Score	RPI	S	Opponent	Score
4	H	UConn	50 94	38	H	St. Bonaventure	38 62	67	A	Army West Point	55 67	104	H	Gonzaga	50 80
18	A	DePaul	46 96					67	H	Army West Point	55 78	158	A	Cornell	60 73
								85	A	Bucknell	60 79	206	A	Lehigh	74 83
								85	H	Bucknell	51 71	221	A	Navy	41 51
												221	H	Navy	58 62
												229	A	Binghamton	56 63
												231	H	Siena	52 50
												241	A	Loyola Maryland	38 55
												241	H	Loyola Maryland	49 65
												250	A	Holy Cross	61 70
												250	H	Holy Cross	71 80
												253	H	Monmouth	80 86
												279	A	American	56 64
												279	H	American	37 49
												322	A	Kent St.	71 76
												326	A	LIU Brooklyn	63 53
												327	A	Lafayette	72 59
												327	H	Lafayette	70 55
												344	A	Boston U.	72 63
												344	H	Boston U.	58 71
LAST 12 Division I GAMES:															
327	H	Lafayette	70 55	221	H	Navy	58 62								
206	A	Lehigh	74 83	250	A	Holy Cross	61 70								
241	A	Loyola Maryland	38 55	279	A	American	56 64								
344	H	Boston U.	58 71	241	H	Loyola Maryland	49 65								
85	A	Bucknell	60 79	344	A	Boston U.	72 63								
67	H	Army West Point	55 78	85	H	Bucknell	51 71								

Non-Div I Games:

Colgate

■ Loss,
 ■ Non-Conf, S Site,
 ■ Home
 ■ Away
 N Neutral

Colorado

Through Games Of Feb. 27, 2016

Average RPI Win:	183	WON-LOST	WINNING	LAST 10	STRENGTH OF	OPP. STRENGTH	TEAM	ADJ.	CONF.	ADJ CONF.
Average RPI Loss:	58	RECORD	PCT. RANK	GAMES	SCHEDULE	OF SCHEDULE	RPI	RPI	RPI	RPI
DIV. I ONLY	7- 22	298	2- 8	12	24	186	186	1	1	
DIV. I NON-CONF.	5- 6	180	0- 0	51	166	161	161	1	1	
TOTALS	RPI 1-25	RPI 26-50	W-L RECORDS	RPI 51-100	RPI 101-150	RPI 150+				
7- 22	0- 8	1- 4	OVERALL	1- 7	0- 2	5- 1				
7- 9	0- 4	1- 2	HOME	1- 3	0- 0	5- 0				
0- 13	0- 4	0- 2	AWAY	0- 4	0- 2	0- 1				
0- 0	0- 0	0- 0	NEUTRAL	0- 0	0- 0	0- 0				
5- 6	0- 2	0- 2	NON-CONFERENCE	0- 0	0- 1	5- 1				
5- 2	0- 1	0- 1	HOME	0- 0	0- 0	5- 0				
0- 4	0- 1	0- 1	AWAY	0- 0	0- 1	0- 1				
0- 0	0- 0	0- 0	NEUTRAL	0- 0	0- 0	0- 0				
2- 16	0- 6	1- 2	CONFERENCE	1- 7	0- 1	0- 0				
2- 7	0- 3	1- 1	HOME	1- 3	0- 0	0- 0				
0- 9	0- 3	0- 1	AWAY	0- 4	0- 1	0- 0				
0- 0	0- 0	0- 0	NEUTRAL	0- 0	0- 0	0- 0				

RPI 1-25				RPI 26-50				RPI 51-100				RPI 101+ Team's RPI: 186			
RPI	S	Opponent	Score	RPI	S	Opponent	Score	RPI	S	Opponent	Score	RPI	S	Opponent	Score
7	A	Arizona St.	37 64	28	H	Missouri	75 79	70	A	Oregon	70 77	134	A	Long Beach St.	42 59
8	A	Stanford	56 71	32	A	Washington	47 68	70	H	Oregon	46 59	135	A	Arizona	52 63
8	H	Stanford	49 80	32	H	Washington	74 76	77	A	Utah	55 71	185	H	Northern Colo.	63 41
9	A	Oregon St.	50 73	44	H	Southern California	66 63	77	H	Utah	68 76	207	H	Massachusetts	90 63
9	H	Oregon St.	47 61	46	A	Colorado St.	63 64	84	A	Washington St.	70 83	228	H	Presbyterian	72 60
10	H	UCLA	64 82					84	H	Washington St.	66 74	238	A	Wyoming	68 77
14	A	Kentucky	61 86					89	A	California	35 64	240	H	Loyola Marymount	92 81
20	H	Florida	61 83					89	H	California	78 57	291	H	Northern Ariz.	90 66
LAST 12 Division I GAMES:															
32	A	Washington	47 68	77	H	Utah	68 76								
84	A	Washington St.	70 83	77	A	Utah	55 71								
89	H	California	78 57	44	H	Southern California	66 63								
8	H	Stanford	49 80	10	H	UCLA	64 82								
70	A	Oregon	70 77	9	H	Oregon St.	47 61								
9	A	Oregon St.	50 73	70	H	Oregon	46 59								

Non-Div I Games:

Colorado

Loss, Non-Conf, S Site, H Home A Away N Neutral

Average RPI Win:	222	WON-LOST	WINNING	LAST 10	STRENGTH OF	OPP. STRENGTH	TEAM	ADJ.	CONF.	ADJ CONF.
Average RPI Loss:	36	RECORD	PCT. RANK	GAMES	SCHEDULE	OF SCHEDULE	RPI	RPI	RPI	RPI
DIV. I ONLY	24- 1	5	10- 0	263	197	46	46	19	19	
DIV. I NON-CONF.	8- 1	23	0- 0	215	174	48	48	20	20	
TOTALS	RPI 1-25	RPI 26-50	W-L RECORDS	RPI 51-100	RPI 101-150	RPI 150+				
24- 1	1- 0	0- 1	OVERALL	0- 0	0- 0	23- 0				
12- 0	1- 0	0- 0	HOME	0- 0	0- 0	11- 0				
11- 1	0- 0	0- 1	AWAY	0- 0	0- 0	11- 0				
1- 0	0- 0	0- 0	NEUTRAL	0- 0	0- 0	1- 0				
8- 1	1- 0	0- 1	NON-CONFERENCE	0- 0	0- 0	7- 0				
4- 0	1- 0	0- 0	HOME	0- 0	0- 0	3- 0				
3- 1	0- 0	0- 1	AWAY	0- 0	0- 0	3- 0				
1- 0	0- 0	0- 0	NEUTRAL	0- 0	0- 0	1- 0				
16- 0	0- 0	0- 0	CONFERENCE	0- 0	0- 0	16- 0				
8- 0	0- 0	0- 0	HOME	0- 0	0- 0	8- 0				
8- 0	0- 0	0- 0	AWAY	0- 0	0- 0	8- 0				
0- 0	0- 0	0- 0	NEUTRAL	0- 0	0- 0	0- 0				

RPI 1-25				RPI 26-50				Team's RPI: 46	RPI 51-100				RPI 101+			
RPI	S	Opponent	Score	RPI	S	Opponent	Score		RPI	S	Opponent	Score	RPI	S	Opponent	Score
15	H	BYU	61 55	36	A	Penn	48 49						152	A	Boise St.	83 51
													152	H	Boise St.	68 64
													174	H	Montana	75 43
													182	A	New Mexico	49 48
													185	A	Northern Colo.	62 46
													186	H	Colorado	64 63
													194	A	San Jose St.	80 78
													194	H	San Jose St.	76 54
													203	A	UNLV	64 56
													203	H	UNLV	83 52
													218	A	Utah St.	69 49
													218	H	Utah St.	91 64
													221	A	Navy	82 73
													238	A	Wyoming	62 57
													238	H	Wyoming	63 42
													246	A	San Diego St.	60 57
													246	H	San Diego St.	70 54
													248	N	Morgan St.	54 36
													302	A	Denver	74 46
													316	A	Nevada	64 37
													316	H	Nevada	74 56
													334	H	Incarnate Word	60 37
													343	H	Air Force	71 47
LAST 12 Division I GAMES:																
316	H	Nevada	74 56	316	A	Nevada	64 37									
182	A	New Mexico	49 48	246	H	San Diego St.	70 54									
238	A	Wyoming	62 57	238	H	Wyoming	63 42									
218	H	Utah St.	91 64	194	A	San Jose St.	80 78									
203	H	UNLV	83 52	343	H	Air Force	71 47									
152	A	Boise St.	83 51	218	A	Utah St.	69 49									

Non-Div I Games: Okla. Panhandle 90 45 Western St. 84 42

Colorado St.

■ Loss,
 ■ Non-Conf, S Site,
 ■ Home
 ■ Away
 N Neutral

Average RPI Win: 272	WON-LOST	WINNING	LAST 10	STRENGTH OF	OPP. STRENGTH	TEAM	ADJ.	CONF.	ADJ CONF.
Average RPI Loss: 127	RECORD	PCT. RANK	GAMES	SCHEDULE	OF SCHEDULE	RPI	RPI	RPI	RPI
DIV. I ONLY	11- 14	211	1- 9	214	209	236	236	10	10
DIV. I NON-CONF.	10- 4	86	1- 0	312	323	166	166	12	12
TOTALS	RPI 1-25	RPI 26-50	W-L RECORDS	RPI 51-100	RPI 101-150	RPI 150+			
11- 14	0- 1	0- 3	OVERALL	0- 2	0- 2	11- 6			
7- 6	0- 0	0- 1	HOME	0- 1	0- 1	7- 3			
4- 7	0- 1	0- 2	AWAY	0- 1	0- 0	4- 3			
0- 1	0- 0	0- 0	NEUTRAL	0- 0	0- 1	0- 0			
10- 4	0- 1	0- 0	NON-CONFERENCE	0- 0	0- 2	10- 1			
6- 1	0- 0	0- 0	HOME	0- 0	0- 1	6- 0			
4- 2	0- 1	0- 0	AWAY	0- 0	0- 0	4- 1			
0- 1	0- 0	0- 0	NEUTRAL	0- 0	0- 1	0- 0			
1- 10	0- 0	0- 3	CONFERENCE	0- 2	0- 0	1- 5			
1- 5	0- 0	0- 1	HOME	0- 1	0- 0	1- 3			
0- 5	0- 0	0- 2	AWAY	0- 1	0- 0	0- 2			
0- 0	0- 0	0- 0	NEUTRAL	0- 0	0- 0	0- 0			

RPI 1-25				RPI 26-50				RPI 51-100				RPI 101+				Team's RPI: 236
RPI	S	Opponent	Score	RPI	S	Opponent	Score	RPI	S	Opponent	Score	RPI	S	Opponent	Score	
7	A	Arizona St.	49 70	33	A	Princeton	54 86	100	A	Harvard	54 84	106	N	Toledo	75 88	
				33	H	Princeton	48 77	100	H	Harvard	66 69	146	H	Stony Brook	71 79	
				36	A	Penn	51 71					158	A	Cornell	73 84	
												158	H	Cornell	59 66	
												162	H	Yale	77 71	
												169	A	UMBC	70 68	
												215	H	Brown	63 73	
												216	A	Rhode Island	56 57	
												229	H	Binghamton	71 64	
												233	A	Dartmouth	53 63	
												233	H	Dartmouth	73 76	
												241	H	Loyola Maryland	63 53	
												261	H	Saint Francis (PA)	82 78	
												289	H	Vermont	73 56	
												314	A	Fairleigh Dickinson	87 83	
												317	A	UMass Lowell	67 57	
												326	A	LIU Brooklyn	84 74	
												342	H	Wagner	67 48	
												345	H	NJIT	72 52	
LAST 12 Division I GAMES:																
				33	H	Princeton	48 77	162	H	Yale	77 71					
				233	A	Dartmouth	53 63	100	H	Harvard	66 69					
				100	A	Harvard	54 84	233	H	Dartmouth	73 76					
				33	A	Princeton	54 86	158	A	Cornell	73 84					
				36	A	Penn	51 71	158	H	Cornell	59 66					
				215	H	Brown	63 73	345	H	NJIT	72 52					

Non-Div I Games: Central Penn 102 18

Columbia

■ Loss,
 ■ Non-Conf, S Site,
 ■ Home
 ■ Away
 N Neutral

Average RPI Win:	296	WON-LOST	WINNING	LAST 10	STRENGTH OF	OPP. STRENGTH	TEAM	ADJ.	CONF.	ADJ CONF.
Average RPI Loss:	167	RECORD	PCT. RANK	GAMES	SCHEDULE	OF SCHEDULE	RPI	RPI	RPI	RPI
DIV. I ONLY	12- 14	198	6- 4	314	302	255	255	31	31	
DIV. I NON-CONF.	3- 8	258	0- 0	86	105	187	187	30	30	
TOTALS	RPI 1-25	RPI 26-50	W-L RECORDS	RPI 51-100	RPI 101-150	RPI 150+				
12- 14	0- 1	0- 2	OVERALL	0- 3	0- 1	12- 7				
8- 2	0- 0	0- 0	HOME	0- 0	0- 0	8- 2				
3- 11	0- 1	0- 2	AWAY	0- 2	0- 1	3- 5				
1- 1	0- 0	0- 0	NEUTRAL	0- 1	0- 0	1- 0				
3- 8	0- 1	0- 2	NON-CONFERENCE	0- 3	0- 1	3- 1				
1- 1	0- 0	0- 0	HOME	0- 0	0- 0	1- 1				
1- 6	0- 1	0- 2	AWAY	0- 2	0- 1	1- 0				
1- 1	0- 0	0- 0	NEUTRAL	0- 1	0- 0	1- 0				
9- 6	0- 0	0- 0	CONFERENCE	0- 0	0- 0	9- 6				
7- 1	0- 0	0- 0	HOME	0- 0	0- 0	7- 1				
2- 5	0- 0	0- 0	AWAY	0- 0	0- 0	2- 5				
0- 0	0- 0	0- 0	NEUTRAL	0- 0	0- 0	0- 0				

RPI 1-25				RPI 26-50				RPI 51-100				RPI 101+ Team's RPI: 255			
RPI	S	Opponent	Score	RPI	S	Opponent	Score	RPI	S	Opponent	Score	RPI	S	Opponent	Score
17	A	Syracuse	56 88	27	A	West Virginia	64 96	60	N	Auburn	54 69	112	A	Virginia Tech	39 72
				35	A	Miami (FL)	59 78	81	A	VCU	42 73	166	H	Hampton	68 64
								96	A	Virginia	40 75	169	H	UMBC	61 68
												214	H	N.C. A&T	65 59
												248	A	Morgan St.	51 72
												248	H	Morgan St.	82 38
												263	A	Bethune-Cookman	56 69
												285	H	UMES	61 54
												287	A	Towson	81 69
												292	A	Savannah St.	55 57
												294	A	Florida A&M	73 79
												308	A	South Carolina St.	63 67
												319	H	Mt. St. Mary's	66 55
												327	N	Lafayette	64 57
												330	H	Delaware St.	84 79
												333	A	Howard	83 67
												333	H	Howard	69 71
												347	A	Norfolk St.	56 47
												347	H	Norfolk St.	69 44
												348	H	N.C. Central	63 46
LAST 12 Division I GAMES:															
248	H	Morgan St.	82 38	308	A	South Carolina St.	63 67								
347	A	Norfolk St.	56 47	248	A	Morgan St.	51 72								
166	H	Hampton	68 64	285	H	UMES	61 54								
330	H	Delaware St.	84 79	348	H	N.C. Central	63 46								
333	H	Howard	69 71	214	H	N.C. A&T	65 59								
292	A	Savannah St.	55 57	294	A	Florida A&M	73 79								

Non-Div I Games: Bowie St.

63 64

Coppin St.

■ Loss,
 ■ Non-Conf,
 ■ S Site,
 ■ Home
 ■ A Away
 N Neutral

Average RPI Win: 236	WON-LOST	WINNING	LAST 10	STRENGTH OF	OPP. STRENGTH	TEAM	ADJ.	CONF.	ADJ CONF.
Average RPI Loss: 126	RECORD	PCT. RANK	GAMES	SCHEDULE	OF SCHEDULE	RPI	RPI	RPI	RPI
DIV. I ONLY	14- 12	151	4- 6	162	189	158	158	10	10
DIV. I NON-CONF.	8- 6	136	0- 0	299	303	208	208	12	12
TOTALS	RPI 1-25	RPI 26-50	W-L RECORDS	RPI 51-100	RPI 101-150	RPI 150+			
14- 12	0- 1	1- 3	OVERALL	0- 2	0- 2	13- 4			
11- 3	0- 0	1- 1	HOME	0- 1	0- 1	10- 0			
3- 9	0- 1	0- 2	AWAY	0- 1	0- 1	3- 4			
0- 0	0- 0	0- 0	NEUTRAL	0- 0	0- 0	0- 0			
8- 6	0- 1	0- 0	NON-CONFERENCE	0- 0	0- 2	8- 3			
6- 1	0- 0	0- 0	HOME	0- 0	0- 1	6- 0			
2- 5	0- 1	0- 0	AWAY	0- 0	0- 1	2- 3			
0- 0	0- 0	0- 0	NEUTRAL	0- 0	0- 0	0- 0			
6- 6	0- 0	1- 3	CONFERENCE	0- 2	0- 0	5- 1			
5- 2	0- 0	1- 1	HOME	0- 1	0- 0	4- 0			
1- 4	0- 0	0- 2	AWAY	0- 1	0- 0	1- 1			
0- 0	0- 0	0- 0	NEUTRAL	0- 0	0- 0	0- 0			

RPI 1-25				RPI 26-50				RPI 51-100				RPI 101+ Team's RPI: 158			
RPI	S	Opponent	Score	RPI	S	Opponent	Score	RPI	S	Opponent	Score	RPI	S	Opponent	Score
8	A	Stanford	38 93	33	A	Princeton	51 71	100	A	Harvard	63 68	120	A	Buffalo	41 59
				33	H	Princeton	57 94	100	H	Harvard	56 65	146	H	Stony Brook	49 58
				36	A	Penn	50 65					157	A	Marshall	47 73
				36	H	Penn	51 46					162	H	Yale	74 63
												191	H	Fairfield	59 35
												210	A	Hartford	50 53
												215	H	Brown	85 70
												229	H	Binghamton	64 57
												233	A	Dartmouth	52 60
												233	H	Dartmouth	71 58
												236	A	Columbia	66 59
												236	H	Columbia	84 73
												239	A	Bryant	70 62
												261	H	Saint Francis (PA)	75 69
												287	H	Towson	88 60
												307	H	Colgate	73 60
												330	H	Delaware St.	71 62
												333	A	Howard	74 76
												337	A	Cal St. Fullerton	59 47
LAST 12 Division I GAMES:															
				33	H	Princeton	57 94	162	H	Yale	74 63				
				36	H	Penn	51 46	215	H	Brown	85 70				
				100	A	Harvard	63 68	233	H	Dartmouth	71 58				
				233	A	Dartmouth	52 60	100	H	Harvard	56 65				
				36	A	Penn	50 65	236	H	Columbia	84 73				
				33	A	Princeton	51 71	236	A	Columbia	66 59				

Non-Div I Games:

Cornell

Creighton

Through Games Of Feb. 27, 2016

Average RPI Win:	167	WON-LOST	WINNING	LAST 10	STRENGTH OF	OPP. STRENGTH	TEAM	ADJ.	CONF.	ADJ CONF.
Average RPI Loss:	96	RECORD	PCT. RANK	GAMES	SCHEDULE	OF SCHEDULE	RPI	RPI	RPI	RPI
DIV. I ONLY	13- 16	206	3- 7	91	73	142	142	6	6	
DIV. I NON-CONF.	6- 6	160	0- 0	139	118	141	141	6	6	
TOTALS	RPI 1-25	RPI 26-50	W-L RECORDS	RPI 51-100	RPI 101-150	RPI 150+				
13- 16	0- 2	2- 3	OVERALL	1- 6	1- 2	9- 3				
8- 5	0- 1	1- 2	HOME	1- 2	1- 0	5- 0				
3- 10	0- 1	1- 1	AWAY	0- 4	0- 1	2- 3				
2- 1	0- 0	0- 0	NEUTRAL	0- 0	0- 1	2- 0				
6- 6	0- 0	0- 0	NON-CONFERENCE	0- 3	1- 2	5- 1				
3- 1	0- 0	0- 0	HOME	0- 1	1- 0	2- 0				
1- 4	0- 0	0- 0	AWAY	0- 2	0- 1	1- 1				
2- 1	0- 0	0- 0	NEUTRAL	0- 0	0- 1	2- 0				
7- 10	0- 2	2- 3	CONFERENCE	1- 3	0- 0	4- 2				
5- 4	0- 1	1- 2	HOME	1- 1	0- 0	3- 0				
2- 6	0- 1	1- 1	AWAY	0- 2	0- 0	1- 2				
0- 0	0- 0	0- 0	NEUTRAL	0- 0	0- 0	0- 0				

RPI 1-25				RPI 26-50				RPI 51-100				RPI 101+ Team's RPI: 142			
RPI	S	Opponent	Score	RPI	S	Opponent	Score	RPI	S	Opponent	Score	RPI	S	Opponent	Score
18	A	DePaul	63 81	29	A	Seton Hall	71 77	65	H	South Dakota St.	51 53	105	A	Drake	72 81
18	H	DePaul	52 78	29	H	Seton Hall	82 86	77	A	Utah	58 74	108	H	UNI	69 61
				49	A	Villanova	65 62	91	A	Marquette	72 79	117	N	Northwestern	52 75
				49	H	Villanova	53 48	91	H	Marquette	83 81	153	A	Xavier	55 57
				50	H	St. John's (NY)	55 66	92	A	Nebraska	63 65	153	H	Xavier	74 47
								98	A	Georgetown	57 69	164	N	East Carolina	91 66
								98	H	Georgetown	44 57	172	H	Marist	89 46
												183	N	Eastern Wash.	66 60
												195	A	Butler	52 42
												195	H	Butler	77 49
												226	A	Kansas	54 67
												257	A	Omaha	69 46
												264	A	Providence	59 61
												264	H	Providence	72 48
												288	H	Wichita St.	79 54
LAST 12 Division I GAMES:															
29	A	Seton Hall	71 77	98	H	Georgetown	44 57								
18	H	DePaul	52 78	49	H	Villanova	53 48								
91	H	Marquette	83 81	91	A	Marquette	72 79								
264	A	Providence	59 61	18	A	DePaul	63 81								
153	A	Xavier	55 57	264	H	Providence	72 48								
195	A	Butler	52 42	195	H	Butler	77 49								

Non-Div I Games:

Creighton

■ Loss,
 ■ Non-Conf,
 ■ S Site,
 ■ H Home
 ■ A Away
 N Neutral

Average RPI Win:	231	WON-LOST	WINNING	LAST 10	STRENGTH OF	OPP. STRENGTH	TEAM	ADJ.	CONF.	ADJ CONF.
Average RPI Loss:	156	RECORD	PCT. RANK	GAMES	SCHEDULE	OF SCHEDULE	RPI	RPI	RPI	RPI
DIV. I ONLY	12- 16	216	6- 4	223	186	233	233	10	10	
DIV. I NON-CONF.	5- 11	244	0- 0	303	301	297	297	12	12	
TOTALS	RPI 1-25	RPI 26-50	W-L RECORDS	RPI 51-100	RPI 101-150	RPI 150+				
12- 16	0- 1	0- 2	OVERALL	1- 3	0- 1	11- 9				
5- 9	0- 0	0- 2	HOME	0- 2	0- 0	5- 5				
7- 5	0- 1	0- 0	AWAY	1- 1	0- 0	6- 3				
0- 2	0- 0	0- 0	NEUTRAL	0- 0	0- 1	0- 1				
5- 11	0- 1	0- 0	NON-CONFERENCE	0- 2	0- 1	5- 7				
2- 5	0- 0	0- 0	HOME	0- 1	0- 0	2- 4				
3- 4	0- 1	0- 0	AWAY	0- 1	0- 0	3- 2				
0- 2	0- 0	0- 0	NEUTRAL	0- 0	0- 1	0- 1				
7- 5	0- 0	0- 2	CONFERENCE	1- 1	0- 0	6- 2				
3- 4	0- 0	0- 2	HOME	0- 1	0- 0	3- 1				
4- 1	0- 0	0- 0	AWAY	1- 0	0- 0	3- 1				
0- 0	0- 0	0- 0	NEUTRAL	0- 0	0- 0	0- 0				

RPI S	Opponent	Score	RPI S	Opponent	Score	RPI S	Opponent	Score	RPI S	Opponent	Score	Team's RPI: 233
12	A Louisville	52 94	33	H Princeton	48 85	69	H Maine	41 59	145	N Jacksonville	44 51	
			36	H Penn	41 56	82	A Drexel	53 69	156	N McNeese St.	56 78	
						100	A Harvard	70 64	158	A Cornell	58 71	
						100	H Harvard	43 56	158	H Cornell	60 52	
									162	A Yale	68 63	
									162	H Yale	62 65	
									210	A Hartford	43 36	
									215	A Brown	63 50	
									215	H Brown	60 56	
									216	H Rhode Island	41 57	
									217	A Oakland	60 78	
									236	A Columbia	76 73	
									236	H Columbia	63 53	
									250	A Holy Cross	60 54	
									254	H New Hampshire	57 61	
									279	H American	41 45	
									284	A Central Conn. St.	55 59	
									289	H Vermont	54 56	
									299	H Niagara	60 47	
									344	H Boston U.	72 52	
									345	A NJIT	46 39	
LAST 12 Division I GAMES:												
162	H Yale	62 65	36	H Penn	41 56							
215	H Brown	60 56	33	H Princeton	48 85							
236	H Columbia	63 53	158	A Cornell	58 71							
158	H Cornell	60 52	236	A Columbia	76 73							
215	A Brown	63 50	100	A Harvard	70 64							
162	A Yale	68 63	100	H Harvard	43 56							

Non-Div I Games:

Dartmouth

■ Loss,
■ Non-Conf, S Site,
■ Home
■ Away
N Neutral

RPI 1-25				RPI 26-50				RPI 51-100				RPI 101+ Team's RPI: 176			
RPI	S	Opponent	Score	RPI	S	Opponent	Score	RPI	S	Opponent	Score	RPI	S	Opponent	Score
19	H	Michigan St.	44 73	37	H	George Washington	60 79	55	A	Saint Louis	51 88	101	A	Saint Joseph's	54 87
24	H	Duquesne	62 77	38	H	St. Bonaventure	47 59	55	H	Saint Louis	50 79	127	A	Wake Forest	58 77
				41	A	James Madison	45 87	71	A	Dayton	66 77	159	H	ETSU	58 65
				48	A	North Carolina St.	42 58	78	H	Charlotte	88 99	168	A	Fordham	40 51
								81	A	VCU	56 50	168	H	Fordham	69 51
								81	H	VCU	59 74	187	H	George Mason	68 63
												199	A	Richmond	67 59
												200	A	Radford	68 79
												207	H	Massachusetts	62 66
												216	A	Rhode Island	62 78
												221	A	Furman	69 51
												249	A	High Point	62 60
												256	A	UNCW	77 50
												258	N	Bowling Green	60 56
												275	A	La Salle	66 58
												301	H	Western Caro.	64 51
												308	H	South Carolina St.	63 51
LAST 12 Division I GAMES:															
				81	H	VCU	59 74	187	H	George Mason	68 63				
				101	A	Saint Joseph's	54 87	71	A	Dayton	66 77				
				207	H	Massachusetts	62 66	37	H	George Washington	60 79				
				55	A	Saint Louis	51 88	216	A	Rhode Island	62 78				
				199	A	Richmond	67 59	168	H	Fordham	69 51				
				24	H	Duquesne	62 77	81	A	VCU	56 50				

Non-Div I Games:

Average RPI Win:	139	WON-LOST	WINNING	LAST 10	STRENGTH OF	OPP. STRENGTH	TEAM	ADJ.	CONF.	ADJ CONF.
Average RPI Loss:	58	RECORD	PCT. RANK	GAMES	SCHEDULE	OF SCHEDULE	RPI	RPI	RPI	RPI
DIV. I ONLY	13- 13	166	5- 5	7	70	71	71	7	7	
DIV. I NON-CONF.	7- 4	110	0- 0	9	7	19	19	8	8	
TOTALS	RPI 1-25	RPI 26-50	W-L RECORDS	RPI 51-100	RPI 101-150	RPI 150+				
13- 13	1- 4	1- 3	OVERALL	2- 4	2- 1	7- 1				
6- 6	0- 1	1- 2	HOME	1- 2	0- 1	4- 0				
5- 6	0- 2	0- 1	AWAY	0- 2	2- 0	3- 1				
2- 1	1- 1	0- 0	NEUTRAL	1- 0	0- 0	0- 0				
7- 4	1- 2	1- 0	NON-CONFERENCE	2- 1	1- 1	2- 0				
4- 1	0- 0	1- 0	HOME	1- 0	0- 1	2- 0				
1- 2	0- 1	0- 0	AWAY	0- 1	1- 0	0- 0				
2- 1	1- 1	0- 0	NEUTRAL	1- 0	0- 0	0- 0				
6- 9	0- 2	0- 3	CONFERENCE	0- 3	1- 0	5- 1				
2- 5	0- 1	0- 2	HOME	0- 2	0- 0	2- 0				
4- 4	0- 1	0- 1	AWAY	0- 1	1- 0	3- 1				
0- 0	0- 0	0- 0	NEUTRAL	0- 0	0- 0	0- 0				

RPI	S	Opponent	Score	RPI	S	Opponent	Score	RPI	S	Opponent	Score	RPI	S	Opponent	Score
8	N	Stanford	66 74	33	H	Princeton	85 81	55	A	Saint Louis	56 70	101	A	Saint Joseph's	71 61
12	N	Louisville	79 66	37	A	George Washington	62 72	55	H	Saint Louis	52 55	104	H	Gonzaga	47 57
21	A	Green Bay	52 68	37	H	George Washington	61 62	57	A	Purdue	58 61	106	A	Toledo	83 57
24	A	Duquesne	58 89	38	H	St. Bonaventure	54 59	69	N	Maine	58 37	162	H	Yale	81 75
24	H	Duquesne	72 76					81	H	VCU	72 74	176	H	Davidson	77 66
								87	H	Vanderbilt	81 56	178	H	Wisconsin	87 64
												187	H	George Mason	81 58
												199	A	Richmond	60 48
												207	A	Massachusetts	69 76
												216	A	Rhode Island	67 53
												275	A	La Salle	67 51
LAST 12 Division I GAMES:															
55	H	Saint Louis	52 55	176	H	Davidson	77 66								
24	H	Duquesne	72 76	275	A	La Salle	67 51								
207	A	Massachusetts	69 76	101	A	Saint Joseph's	71 61								
37	A	George Washington	62 72	38	H	St. Bonaventure	54 59								
187	H	George Mason	81 58	55	A	Saint Louis	56 70								
216	A	Rhode Island	67 53	81	H	VCU	72 74								

Non-Div I Games:

Dayton

■ Loss,
 ■ Non-Conf,
 ■ S Site,
 ■ H Home
 ■ A Away
 N Neutral

Average RPI Win: 140	WON-LOST	WINNING	LAST 10	STRENGTH OF	OPP. STRENGTH	TEAM	ADJ.	CONF.	ADJ CONF.
Average RPI Loss: 47	RECORD	PCT. RANK	GAMES	SCHEDULE	OF SCHEDULE	RPI	RPI	RPI	RPI
DIV. I ONLY	24- 7	41	8- 2	34	67	18	18	6	6
DIV. I NON-CONF.	8- 5	120	0- 1	14	43	50	50	6	6
TOTALS	RPI 1-25	RPI 26-50	W-L RECORDS	RPI 51-100	RPI 101-150	RPI 150+			
24- 7	1- 3	6- 2	OVERALL	4- 1	4- 0	9- 1			
13- 4	0- 1	3- 2	HOME	2- 0	2- 0	6- 1			
11- 3	1- 2	3- 0	AWAY	2- 1	2- 0	3- 0			
0- 0	0- 0	0- 0	NEUTRAL	0- 0	0- 0	0- 0			
8- 5	1- 3	2- 0	NON-CONFERENCE	0- 1	2- 0	3- 1			
6- 2	0- 1	2- 0	HOME	0- 0	1- 0	3- 1			
2- 3	1- 2	0- 0	AWAY	0- 1	1- 0	0- 0			
0- 0	0- 0	0- 0	NEUTRAL	0- 0	0- 0	0- 0			
16- 2	0- 0	4- 2	CONFERENCE	4- 0	2- 0	6- 0			
7- 2	0- 0	1- 2	HOME	2- 0	1- 0	3- 0			
9- 0	0- 0	3- 0	AWAY	2- 0	1- 0	3- 0			
0- 0	0- 0	0- 0	NEUTRAL	0- 0	0- 0	0- 0			

RPI 1-25				RPI 26-50				RPI 51-100				RPI 101+			
RPI	S	Opponent	Score	RPI	S	Opponent	Score	RPI	S	Opponent	Score	RPI	S	Opponent	Score
1	A	Notre Dame	90 95	29	A	Seton Hall	86 74	65	A	South Dakota St.	79 88	117	A	Northwestern	77 64
3	A	Baylor	72 86	29	H	Seton Hall	74 83	91	A	Marquette	98 65	132	H	Southern Ill.	105 61
4	H	UConn	70 86	38	H	St. Bonaventure	77 54	91	H	Marquette	91 86	142	A	Creighton	78 52
13	A	Texas A&M	80 66	39	H	Indiana	84 69	98	A	Georgetown	80 66	142	H	Creighton	81 63
				49	A	Villanova	75 47	98	H	Georgetown	75 53	153	A	Xavier	70 53
				49	H	Villanova	60 64					153	H	Xavier	82 52
				50	A	St. John's (NY)	71 61					177	H	Loyola Chicago	75 88
				50	H	St. John's (NY)	77 71					195	A	Butler	61 54
												195	H	Butler	102 63
												264	A	Providence	91 68
												264	H	Providence	96 50
												307	H	Colgate	96 46
												320	H	Illinois St.	89 41
												340	H	Chicago St.	88 42
LAST 12 Division I GAMES:															
				3	A	Baylor	72 86	98	A	Georgetown	80 66				
				91	A	Marquette	98 65	49	A	Villanova	75 47				
				142	A	Creighton	78 52	50	H	St. John's (NY)	77 71				
				264	A	Providence	91 68	29	H	Seton Hall	74 83				
				195	H	Butler	102 63	264	H	Providence	96 50				
				153	H	Xavier	82 52	142	H	Creighton	81 63				

Non-Div I Games:

DePaul

Delaware

Through Games Of Feb. 27, 2016

Average RPI Win:	229	WON-LOST	WINNING	LAST 10	STRENGTH OF	OPP. STRENGTH	TEAM	ADJ.	CONF.	ADJ CONF.
Average RPI Loss:	119	RECORD	PCT. RANK	GAMES	SCHEDULE	OF SCHEDULE	RPI	RPI	RPI	RPI
DIV. I ONLY	14- 13	161	5- 5	228	134	170	170	13	13	
DIV. I NON-CONF.	5- 6	180	0- 0	309	186	231	231	11	11	
TOTALS	RPI 1-25	RPI 26-50	W-L RECORDS	RPI 51-100	RPI 101-150	RPI 150+				
14- 13	0- 0	0- 1	OVERALL	1- 7	0- 0	13- 5				
8- 3	0- 0	0- 0	HOME	1- 2	0- 0	7- 1				
5- 9	0- 0	0- 1	AWAY	0- 5	0- 0	5- 3				
1- 1	0- 0	0- 0	NEUTRAL	0- 0	0- 0	1- 1				
5- 6	0- 0	0- 0	NON-CONFERENCE	0- 2	0- 0	5- 4				
2- 1	0- 0	0- 0	HOME	0- 0	0- 0	2- 1				
2- 4	0- 0	0- 0	AWAY	0- 2	0- 0	2- 2				
1- 1	0- 0	0- 0	NEUTRAL	0- 0	0- 0	1- 1				
9- 7	0- 0	0- 1	CONFERENCE	1- 5	0- 0	8- 1				
6- 2	0- 0	0- 0	HOME	1- 2	0- 0	5- 0				
3- 5	0- 0	0- 1	AWAY	0- 3	0- 0	3- 1				
0- 0	0- 0	0- 0	NEUTRAL	0- 0	0- 0	0- 0				

RPI S	Opponent	Score	RPI S	Opponent	Score	RPI S	Opponent	Score	RPI S	Opponent	Score	Team's RPI: 170
			41 A	James Madison	55 75	73 A	Hofstra	49 58	160 A	Northeastern	54 57	
						73 H	Hofstra	54 47	160 H	Northeastern	59 52	
						82 A	Drexel	43 47	164 H	East Carolina	58 68	
						82 H	Drexel	53 54	168 A	Fordham	55 48	
						85 A	Bucknell	51 80	172 A	Marist	56 50	
						95 A	Elon	45 62	178 N	Wisconsin	52 54	
						95 H	Elon	64 66	187 A	George Mason	83 90	
						98 A	Georgetown	50 61	197 A	William & Mary	69 53	
									197 H	William & Mary	67 63	
									212 A	Robert Morris	50 53	
									235 A	Col. of Charleston	63 47	
									235 H	Col. of Charleston	72 55	
									256 H	UNCW	67 59	
									287 A	Towson	66 62	
									287 H	Towson	69 64	
									289 H	Vermont	71 60	
									323 N	North Dakota St.	62 50	
									327 H	Lafayette	67 47	
LAST 12 Division I GAMES:												
			95 A	Elon	45 62	287 A	Towson	66 62				
			73 H	Hofstra	54 47	82 A	Drexel	43 47				
			160 A	Northeastern	54 57	41 A	James Madison	55 75				
			197 A	William & Mary	69 53	197 H	William & Mary	67 63				
			235 H	Col. of Charleston	72 55	82 H	Drexel	53 54				
			95 H	Elon	64 66	287 H	Towson	69 64				

Non-Div I Games:

Delaware

Loss, Non-Conf, S Site, H Home A Away N Neutral

Average RPI Win:	319	WON-LOST	WINNING	LAST 10	STRENGTH OF	OPP. STRENGTH	TEAM	ADJ.	CONF.	ADJ CONF.
Average RPI Loss:	202	RECORD	PCT. RANK	GAMES	SCHEDULE	OF SCHEDULE	RPI	RPI	RPI	RPI
DIV. I ONLY	8- 19	276	3- 7	327	323	330	330	31	31	
DIV. I NON-CONF.	3- 10	277	0- 0	241	235	303	303	30	30	
TOTALS	RPI 1-25	RPI 26-50	W-L RECORDS	RPI 51-100	RPI 101-150	RPI 150+				
8- 19	0- 0	0- 1	OVERALL	0- 2	0- 1	8- 15				
6- 7	0- 0	0- 0	HOME	0- 1	0- 0	6- 6				
1- 12	0- 0	0- 1	AWAY	0- 1	0- 1	1- 9				
1- 0	0- 0	0- 0	NEUTRAL	0- 0	0- 0	1- 0				
3- 10	0- 0	0- 1	NON-CONFERENCE	0- 2	0- 1	3- 6				
2- 4	0- 0	0- 0	HOME	0- 1	0- 0	2- 3				
0- 6	0- 0	0- 1	AWAY	0- 1	0- 1	0- 3				
1- 0	0- 0	0- 0	NEUTRAL	0- 0	0- 0	1- 0				
5- 9	0- 0	0- 0	CONFERENCE	0- 0	0- 0	5- 9				
4- 3	0- 0	0- 0	HOME	0- 0	0- 0	4- 3				
1- 6	0- 0	0- 0	AWAY	0- 0	0- 0	1- 6				
0- 0	0- 0	0- 0	NEUTRAL	0- 0	0- 0	0- 0				

RPI S	Opponent	Score	RPI S	Opponent	Score	RPI S	Opponent	Score	RPI S	Opponent	Score	Team's RPI: 330
27	A West Virginia	34 77	63	A Temple	59 100	129	A Pittsburgh	43 77				
			73	H Hofstra	49 66	158	A Cornell	62 71				
						166	H Hampton	54 63				
						168	A Fordham	58 74				
						181	A Fla. Atlantic	55 83				
						197	H William & Mary	59 65				
						206	H Lehigh	49 83				
						214	H N.C. A&T	64 84				
						248	A Morgan St.	49 56				
						255	A Coppin St.	79 84				
						259	N Appalachian St.	76 69				
						263	A Bethune-Cookman	35 66				
						285	A UMES	49 54				
						285	H UMES	61 70				
						292	A Savannah St.	67 59				
						294	A Florida A&M	56 86				
						308	A South Carolina St.	48 61				
						308	H South Carolina St.	79 61				
						319	H Mt. St. Mary's	41 54				
						321	H Longwood	88 63				
						333	H Howard	87 86				
						342	H Wagner	66 44				
						347	H Norfolk St.	64 61				
						348	H N.C. Central	66 56				
LAST 12 Division I GAMES:												
285	A UMES	49 54	263	A Bethune-Cookman	35 66							
166	H Hampton	54 63	308	H South Carolina St.	79 61							
347	H Norfolk St.	64 61	214	H N.C. A&T	64 84							
255	A Coppin St.	79 84	348	H N.C. Central	66 56							
285	H UMES	61 70	292	A Savannah St.	67 59							
294	A Florida A&M	56 86	308	A South Carolina St.	48 61							

Non-Div I Games:

Delaware St.

■ Loss,
 ■ Non-Conf,
 ■ S Site,
 ■ H Home
 ■ A Away
 N Neutral

Average RPI Win: 291	WON-LOST	WINNING	LAST 10	STRENGTH OF	OPP. STRENGTH	TEAM	ADJ.	CONF.	ADJ CONF.
Average RPI Loss: 170	RECORD	PCT. RANK	GAMES	SCHEDULE	OF SCHEDULE	RPI	RPI	RPI	RPI
DIV. I ONLY	5- 24	320	1- 9	182	255	302	302	18	18
DIV. I NON-CONF.	2- 11	306	0- 0	190	311	286	286	19	19
TOTALS	RPI 1-25	RPI 26-50	W-L RECORDS	RPI 51-100	RPI 101-150	RPI 150+			
5- 24	0- 1	0- 1	OVERALL	0- 4	1- 5	4- 13			
2- 12	0- 0	0- 1	HOME	0- 2	0- 3	2- 6			
3- 10	0- 0	0- 0	AWAY	0- 0	1- 0	2- 1			
0- 2	0- 1	0- 0	NEUTRAL	0- 0	0- 0	0- 1			
2- 11	0- 1	0- 1	NON-CONFERENCE	0- 0	1- 1	1- 8			
0- 6	0- 0	0- 1	HOME	0- 0	0- 1	0- 4			
2- 3	0- 0	0- 0	AWAY	0- 0	1- 0	1- 3			
0- 2	0- 1	0- 0	NEUTRAL	0- 0	0- 0	0- 1			
3- 13	0- 0	0- 0	CONFERENCE	0- 4	0- 4	3- 5			
2- 6	0- 0	0- 0	HOME	0- 2	0- 2	2- 2			
1- 7	0- 0	0- 0	AWAY	0- 2	0- 2	1- 3			
0- 0	0- 0	0- 0	NEUTRAL	0- 0	0- 0	0- 0			

RPI 1-25				RPI 26-50				RPI 51-100				RPI 101+				Team's RPI: 302	
RPI	S	Opponent	Score	RPI	S	Opponent	Score	RPI	S	Opponent	Score	RPI	S	Opponent	Score		
1	N	Notre Dame	52 94	46	H	Colorado St.	46 74	58	A	South Dakota	60 85	113	A	IUPUI	75 81		
								58	H	South Dakota	33 79	113	H	IUPUI	54 67		
								65	A	South Dakota St.	52 80	134	H	Long Beach St.	41 48		
								65	H	South Dakota St.	39 76	144	A	Oral Roberts	33 65		
												144	H	Oral Roberts	56 59		
												150	A	Milwaukee	56 49		
												173	N	Louisiana Tech	53 58		
												185	H	Northern Colo.	51 60		
												196	H	Weber St.	49 61		
												230	A	Western Ill.	60 63		
												230	H	Western Ill.	69 80		
												234	H	Ill.-Chicago	46 56		
												238	H	Wyoming	64 75		
												257	A	Omaha	55 67		
												257	H	Omaha	60 70		
												262	A	Seattle	51 59		
												276	A	Pepperdine	60 64		
												296	A	UMKC	58 68		
												315	A	IPFW	49 61		
												315	H	IPFW	53 50		
LAST 12 Division I GAMES:																	
257	H	Omaha	60 70	58	H	South Dakota	33 79										
323	A	North Dakota St.	55 45	315	A	IPFW	49 61										
65	A	South Dakota St.	52 80	113	A	IUPUI	75 81										
113	H	IUPUI	54 67	144	A	Oral Roberts	33 65										
230	H	Western Ill.	69 80	257	A	Omaha	55 67										
144	H	Oral Roberts	56 59	230	A	Western Ill.	60 63										

Non-Div I Games:

Denver

■ Loss,
 ■ Non-Conf, S Site,
 ■ Home
 ■ Away
 N Neutral

RPI 1-25				RPI 26-50				RPI 51-100				RPI 101+ Team's RPI: 151			
RPI	S	Opponent	Score	RPI	S	Opponent	Score	RPI	S	Opponent	Score	RPI	S	Opponent	Score
11	A	Maryland	41 97	38	A	St. Bonaventure	73 84	64	H	Michigan	61 88	103	A	Wright St.	95 93
19	A	Michigan St.	42 81					86	H	Eastern Mich.	68 85	103	H	Wright St.	71 89
21	A	Green Bay	36 58									128	A	Youngstown St.	69 68
												128	H	Youngstown St.	70 72
												137	A	Western Mich.	66 70
												138	A	Northern Ky.	60 81
												138	H	Northern Ky.	66 65
												150	A	Milwaukee	89 79
												217	A	Oakland	82 77
												217	H	Oakland	73 79
												220	H	Cincinnati	77 68
												234	A	Ill.-Chicago	89 80
												234	H	Ill.-Chicago	51 65
												244	A	Valparaiso	72 66
												244	H	Valparaiso	85 65
												273	A	Cleveland St.	66 60
												273	H	Cleveland St.	82 68
												299	H	Niagara	80 75
												305	H	Bradley	67 75
												315	H	IPFW	64 63
LAST 12 Division I GAMES:															
217	A	Oakland	82 77	273	A	Cleveland St.	66 60								
103	A	Wright St.	95 93	21	A	Green Bay	36 58								
138	A	Northern Ky.	60 81	150	A	Milwaukee	89 79								
244	H	Valparaiso	85 65	217	H	Oakland	73 79								
234	H	Ill.-Chicago	51 65	138	H	Northern Ky.	66 65								
128	A	Youngstown St.	69 68	103	H	Wright St.	71 89								

Non-Div I Games:	Salem Int'l	81	50
------------------	-------------	----	----

Average RPI Win: 208	WON-LOST	WINNING	LAST 10	STRENGTH OF	OPP. STRENGTH	TEAM	ADJ.	CONF.	ADJ CONF.
Average RPI Loss: 119	RECORD	PCT. RANK	GAMES	SCHEDULE	OF SCHEDULE	RPI	RPI	RPI	RPI
DIV. I ONLY	17- 8	73	7- 3	189	163	105	105	21	21
DIV. I NON-CONF.	6- 4	125	0- 0	114	53	96	96	17	17
TOTALS	RPI 1-25	RPI 26-50	W-L RECORDS	RPI 51-100	RPI 101-150	RPI 150+			
17- 8	0- 1	0- 0	OVERALL	2- 2	3- 3	12- 2			
9- 3	0- 1	0- 0	HOME	1- 0	3- 2	5- 0			
7- 5	0- 0	0- 0	AWAY	1- 2	0- 1	6- 2			
1- 0	0- 0	0- 0	NEUTRAL	0- 0	0- 0	1- 0			
6- 4	0- 1	0- 0	NON-CONFERENCE	0- 2	3- 0	3- 1			
3- 1	0- 1	0- 0	HOME	0- 0	3- 0	0- 0			
2- 3	0- 0	0- 0	AWAY	0- 2	0- 0	2- 1			
1- 0	0- 0	0- 0	NEUTRAL	0- 0	0- 0	1- 0			
11- 4	0- 0	0- 0	CONFERENCE	2- 0	0- 3	9- 1			
6- 2	0- 0	0- 0	HOME	1- 0	0- 2	5- 0			
5- 2	0- 0	0- 0	AWAY	1- 0	0- 1	4- 1			
0- 0	0- 0	0- 0	NEUTRAL	0- 0	0- 0	0- 0			

RPI 1-25				RPI 26-50				RPI 51-100				RPI 101+ Team's RPI: 105			
RPI	S	Opponent	Score	RPI	S	Opponent	Score	RPI	S	Opponent	Score	RPI	S	Opponent	Score
21	H	Green Bay	61 86					58	A	South Dakota	87 92	108	A	UNI	74 85
								62	A	Iowa	76 89	108	H	UNI	73 79
								94	A	Missouri St.	82 75	109	H	Iowa St.	74 70
								94	H	Missouri St.	95 72	111	H	North Dakota	73 63
												132	H	Southern Ill.	67 77
												142	H	Creighton	81 72
												177	A	Loyola Chicago	81 65
												177	H	Loyola Chicago	91 61
												178	A	Wisconsin	89 70
												184	N	Tulsa	91 80
												203	A	UNLV	76 68
												213	A	Indiana St.	53 68
												213	H	Indiana St.	80 55
												252	A	Northern Ill.	73 87
												288	A	Wichita St.	87 56
												288	H	Wichita St.	81 59
												305	A	Bradley	76 64
												320	A	Illinois St.	98 58
												320	H	Illinois St.	76 41
												328	H	Evansville	94 52
LAST 12 Division I GAMES:															
177	H	Loyola Chicago	91 61	177	A	Loyola Chicago	81 65								
108	A	UNI	74 85	305	A	Bradley	76 64								
213	A	Indiana St.	53 68	108	H	UNI	73 79								
320	A	Illinois St.	98 58	320	H	Illinois St.	76 41								
94	H	Missouri St.	95 72	213	H	Indiana St.	80 55								
288	H	Wichita St.	81 59	288	A	Wichita St.	87 56								

Non-Div I Games: William Penn 100 61

Drake

■ Loss,
 ■ Non-Conf,
 ■ S Site,
 ■ Home
 ■ Away
 N Neutral

Average RPI Win: 168	WON-LOST	WINNING	LAST 10	STRENGTH OF	OPP. STRENGTH	TEAM	ADJ.	CONF.	ADJ CONF.
Average RPI Loss: 87	RECORD	PCT. RANK	GAMES	SCHEDULE	OF SCHEDULE	RPI	RPI	RPI	RPI
DIV. I ONLY	15- 12	140	7- 3	48	113	82	82	13	13
DIV. I NON-CONF.	4- 7	222	0- 0	12	54	111	111	11	11
TOTALS	RPI 1-25	RPI 26-50	W-L RECORDS	RPI 51-100	RPI 101-150	RPI 150+			
15- 12	0- 1	1- 5	OVERALL	4- 2	0- 1	10- 3			
9- 3	0- 0	1- 1	HOME	3- 1	0- 0	5- 1			
6- 7	0- 1	0- 3	AWAY	1- 1	0- 1	5- 1			
0- 2	0- 0	0- 1	NEUTRAL	0- 0	0- 0	0- 1			
4- 7	0- 1	1- 3	NON-CONFERENCE	1- 1	0- 1	2- 1			
3- 1	0- 0	1- 0	HOME	1- 1	0- 0	1- 0			
1- 4	0- 1	0- 2	AWAY	0- 0	0- 1	1- 0			
0- 2	0- 0	0- 1	NEUTRAL	0- 0	0- 0	0- 1			
11- 5	0- 0	0- 2	CONFERENCE	3- 1	0- 0	8- 2			
6- 2	0- 0	0- 1	HOME	2- 0	0- 0	4- 1			
5- 3	0- 0	0- 1	AWAY	1- 1	0- 0	4- 1			
0- 0	0- 0	0- 0	NEUTRAL	0- 0	0- 0	0- 0			

RPI 1-25				RPI 26-50				RPI 51-100				Team's RPI: 82	RPI 101+			
RPI	S	Opponent	Score	RPI	S	Opponent	Score	RPI	S	Opponent	Score		RPI	S	Opponent	Score
17	A	Syracuse	62 83	30	A	South Fla.	58 73	73	A	Hofstra	54 61		101	A	Saint Joseph's	46 53
				36	A	Penn	67 72	73	H	Hofstra	67 64		160	A	Northeastern	53 49
				38	H	St. Bonaventure	58 46	87	H	Vanderbilt	64 74		160	H	Northeastern	65 73
				41	A	James Madison	56 67	90	H	Quinnipiac	62 49		166	A	Hampton	57 36
				41	H	James Madison	55 59	95	A	Elon	54 47		170	A	Delaware	54 53
				49	N	Villanova	55 67	95	H	Elon	74 31		170	H	Delaware	47 43
													174	N	Montana	50 58
													197	A	William & Mary	67 50
													233	H	Dartmouth	69 53
													235	A	Col. of Charleston	46 49
													235	H	Col. of Charleston	66 54
													256	A	UNCW	71 57
													256	H	UNCW	66 60
													287	H	Towson	56 40
LAST 12 Division I GAMES:																
				73	A	Hofstra	54 61	256	A	UNCW	71 57					
				95	A	Elon	54 47	170	H	Delaware	47 43					
				287	H	Towson	56 40	73	H	Hofstra	67 64					
				256	H	UNCW	66 60	160	A	Northeastern	53 49					
				41	H	James Madison	55 59	170	A	Delaware	54 53					
				235	A	Col. of Charleston	46 49	95	H	Elon	74 31					

Non-Div I Games:

Drexel

■ Loss,
■ Non-Conf,
■ S Site,
■ H Home
■ A Away
N Neutral

Average RPI Win:	156	WON-LOST	WINNING	LAST 10	STRENGTH OF	OPP. STRENGTH	TEAM	ADJ.	CONF.	ADJ CONF.
Average RPI Loss:	33	RECORD	PCT. RANK	GAMES	SCHEDULE	OF SCHEDULE	RPI	RPI	RPI	RPI
DIV. I ONLY	18- 11	104	5- 5	20	39	54	54	5	5	
DIV. I NON-CONF.	11- 3	54	0- 0	37	67	25	25	5	5	
TOTALS	RPI 1-25	RPI 26-50	W-L RECORDS	RPI 51-100	RPI 101-150	RPI 150+				
18- 11	0- 7	1- 2	OVERALL	3- 1	8- 1	6- 0				
11- 5	0- 3	0- 1	HOME	3- 1	4- 0	4- 0				
4- 6	0- 4	1- 1	AWAY	0- 0	2- 1	1- 0				
3- 0	0- 0	0- 0	NEUTRAL	0- 0	2- 0	1- 0				
11- 3	0- 3	1- 0	NON-CONFERENCE	2- 0	3- 0	5- 0				
7- 1	0- 1	0- 0	HOME	2- 0	1- 0	4- 0				
1- 2	0- 2	1- 0	AWAY	0- 0	0- 0	0- 0				
3- 0	0- 0	0- 0	NEUTRAL	0- 0	2- 0	1- 0				
7- 8	0- 4	0- 2	CONFERENCE	1- 1	5- 1	1- 0				
4- 4	0- 2	0- 1	HOME	1- 1	3- 0	0- 0				
3- 4	0- 2	0- 1	AWAY	0- 0	2- 1	1- 0				
0- 0	0- 0	0- 0	NEUTRAL	0- 0	0- 0	0- 0				

RPI 1-25				RPI 26-50				RPI 51-100				Team's RPI: 54	RPI 101+			
RPI	S	Opponent	Score	RPI	S	Opponent	Score	RPI	S	Opponent	Score		RPI	S	Opponent	Score
1	H	Notre Dame	61 68	35	A	Miami (FL)	53 61	67	H	Army West Point	72 61		109	N	Iowa St.	86 48
2	A	South Carolina	55 66	36	A	Penn	57 50	75	H	Georgia Tech	59 64		112	A	Virginia Tech	66 62
12	A	Louisville	48 65	48	H	North Carolina St.	62 65	76	H	Minnesota	84 64		116	H	Boston College	71 51
13	H	Texas A&M	66 72					96	H	Virginia	67 52		118	H	Liberty	79 41
14	A	Kentucky	61 71										127	A	Wake Forest	58 64
16	H	Florida St.	53 69										127	H	Wake Forest	95 68
17	A	Syracuse	50 86										129	A	Pittsburgh	70 48
													130	H	North Carolina	71 55
													139	N	Idaho	74 68
													207	H	Massachusetts	70 46
													211	N	Texas St.	85 34
													247	A	Clemson	72 43
													256	H	UNCW	78 56
													301	H	Western Caro.	84 47
													325	H	Winthrop	78 50
LAST 12 Division I GAMES:																
75	H	Georgia Tech	59 64	1	H	Notre Dame	61 68									
112	A	Virginia Tech	66 62	129	A	Pittsburgh	70 48									
127	A	Wake Forest	58 64	130	H	North Carolina	71 55									
16	H	Florida St.	53 69	247	A	Clemson	72 43									
35	A	Miami (FL)	53 61	116	H	Boston College	71 51									
96	H	Virginia	67 52	48	H	North Carolina St.	62 65									

Non-Div I Games:

Duke

■ Loss,
 ■ Non-Conf,
 S Site,
 ■ Home
 ■ Away
 N Neutral

Average RPI Win:	171	WON-LOST	WINNING	LAST 10	STRENGTH OF	OPP. STRENGTH	TEAM	ADJ.	CONF.	ADJ CONF.
Average RPI Loss:	42	RECORD	PCT. RANK	GAMES	SCHEDULE	OF SCHEDULE	RPI	RPI	RPI	RPI
DIV. I ONLY	24- 3	11	9- 1	113	111	24	24	7	7	
DIV. I NON-CONF.	11- 1	16	0- 0	135	237	20	20	8	8	
TOTALS	RPI 1-25	RPI 26-50	W-L RECORDS	RPI 51-100	RPI 101-150	RPI 150+				
24- 3	0- 0	3- 2	OVERALL	4- 1	3- 0	14- 0				
11- 1	0- 0	3- 1	HOME	1- 0	1- 0	6- 0				
12- 2	0- 0	0- 1	AWAY	3- 1	2- 0	7- 0				
1- 0	0- 0	0- 0	NEUTRAL	0- 0	0- 0	1- 0				
11- 1	0- 0	2- 1	NON-CONFERENCE	1- 0	2- 0	6- 0				
4- 0	0- 0	2- 0	HOME	0- 0	0- 0	2- 0				
6- 1	0- 0	0- 1	AWAY	1- 0	2- 0	3- 0				
1- 0	0- 0	0- 0	NEUTRAL	0- 0	0- 0	1- 0				
13- 2	0- 0	1- 1	CONFERENCE	3- 1	1- 0	8- 0				
7- 1	0- 0	1- 1	HOME	1- 0	1- 0	4- 0				
6- 1	0- 0	0- 0	AWAY	2- 1	0- 0	4- 0				
0- 0	0- 0	0- 0	NEUTRAL	0- 0	0- 0	0- 0				

RPI 1-25		Team's RPI: 24		RPI 26-50		RPI 51-100		RPI 101+			
RPI	S	Opponent	Score	RPI	S	Opponent	Score	RPI	S	Opponent	Score
				33	A	Princeton	66 94	55	A	Saint Louis	81 84
				37	H	George Washington	52 70	71	A	Dayton	76 72
				38	H	St. Bonaventure	74 62	71	H	Dayton	89 58
				43	H	Ohio	64 47	72	A	Central Mich.	68 49
				50	H	St. John's (NY)	76 57	81	A	VCU	71 67

Non-Div I Games: Slippery Rock 79 54

Duquesne

East Carolina

Through Games Of Feb. 27, 2016

Average RPI Win:	244	WON-LOST	WINNING	LAST 10	STRENGTH OF	OPP. STRENGTH	TEAM	ADJ.	CONF.	ADJ CONF.
Average RPI Loss:	81	RECORD	PCT. RANK	GAMES	SCHEDULE	OF SCHEDULE	RPI	RPI	RPI	RPI
DIV. I ONLY	11- 18	247	2- 8	76	103	164	164	9	9	
DIV. I NON-CONF.	6- 6	160	0- 0	41	242	113	113	7	7	
TOTALS	RPI 1-25	RPI 26-50	W-L RECORDS	RPI 51-100	RPI 101-150	RPI 150+				
11- 18	0- 3	0- 4	OVERALL	0- 4	0- 4	11- 3				
4- 6	0- 1	0- 1	HOME	0- 2	0- 1	4- 1				
5- 7	0- 1	0- 1	AWAY	0- 2	0- 1	5- 2				
2- 5	0- 1	0- 2	NEUTRAL	0- 0	0- 2	2- 0				
6- 6	0- 1	0- 2	NON-CONFERENCE	0- 1	0- 2	6- 0				
2- 0	0- 0	0- 0	HOME	0- 0	0- 0	2- 0				
2- 1	0- 0	0- 0	AWAY	0- 1	0- 0	2- 0				
2- 5	0- 1	0- 2	NEUTRAL	0- 0	0- 2	2- 0				
5- 12	0- 2	0- 2	CONFERENCE	0- 3	0- 2	5- 3				
2- 6	0- 1	0- 1	HOME	0- 2	0- 1	2- 1				
3- 6	0- 1	0- 1	AWAY	0- 1	0- 1	3- 2				
0- 0	0- 0	0- 0	NEUTRAL	0- 0	0- 0	0- 0				

RPI 1-25				RPI 26-50				RPI 51-100				RPI 101+ Team's RPI: 164			
RPI	S	Opponent	Score	RPI	S	Opponent	Score	RPI	S	Opponent	Score	RPI	S	Opponent	Score
2	N	South Carolina	57 88	30	A	South Fla.	54 75	60	A	Auburn	69 83	102	A	Memphis	83 93
4	A	UConn	46 92	30	H	South Fla.	59 61	63	H	Temple	63 83	102	H	Memphis	78 79
4	H	UConn	41 84	43	N	Ohio	61 64	80	A	Tulane	73 78	117	N	Northwestern	75 78
				47	N	Chattanooga	61 72	80	H	Tulane	51 66	142	N	Creighton	66 91
												170	A	Delaware	68 58
												179	A	SMU	67 74
												183	N	Eastern Wash.	80 62
												184	A	Tulsa	79 81
												184	H	Tulsa	54 55
												209	N	UTRGV	70 59
												220	A	Cincinnati	77 55
												220	H	Cincinnati	63 60
												228	H	Presbyterian	84 57
												270	A	UCF	71 56
												281	A	Houston	68 59
												281	H	Houston	76 70
												311	H	Alcorn	87 58
												313	A	A&M-Corpus Christi	82 46
LAST 12 Division I GAMES:															
102	A	Memphis	83 93	4	A	UConn	46 92								
220	A	Cincinnati	77 55	184	H	Tulsa	54 55								
4	H	UConn	41 84	63	H	Temple	63 83								
281	A	Houston	68 59	80	A	Tulane	73 78								
102	H	Memphis	78 79	220	H	Cincinnati	63 60								
179	A	SMU	67 74	30	A	South Fla.	54 75								

Non-Div I Games:

East Carolina

Loss, Non-Conf, S Site, H Home A Away N Neutral

Average RPI Win:	201	WON-LOST	WINNING	LAST 10	STRENGTH OF	OPP. STRENGTH	TEAM	ADJ.	CONF.	ADJ CONF.
Average RPI Loss:	199	RECORD	PCT. RANK	GAMES	SCHEDULE	OF SCHEDULE	RPI	RPI	RPI	RPI
DIV. I ONLY	3- 25	340	2- 8	211	286	339	339	24	24	
DIV. I NON-CONF.	1- 11	336	0- 0	159	315	322	322	24	24	
TOTALS	RPI 1-25	RPI 26-50	W-L RECORDS	RPI 51-100	RPI 101-150	RPI 150+				
3- 25	0- 0	0- 0	OVERALL	0- 4	1- 4	2- 17				
3- 10	0- 0	0- 0	HOME	0- 1	1- 2	2- 7				
0- 15	0- 0	0- 0	AWAY	0- 3	0- 2	0- 10				
0- 0	0- 0	0- 0	NEUTRAL	0- 0	0- 0	0- 0				
1- 11	0- 0	0- 0	NON-CONFERENCE	0- 1	1- 2	0- 8				
1- 4	0- 0	0- 0	HOME	0- 0	1- 1	0- 3				
0- 7	0- 0	0- 0	AWAY	0- 1	0- 1	0- 5				
0- 0	0- 0	0- 0	NEUTRAL	0- 0	0- 0	0- 0				
2- 14	0- 0	0- 0	CONFERENCE	0- 3	0- 2	2- 9				
2- 6	0- 0	0- 0	HOME	0- 1	0- 1	2- 4				
0- 8	0- 0	0- 0	AWAY	0- 2	0- 1	0- 5				
0- 0	0- 0	0- 0	NEUTRAL	0- 0	0- 0	0- 0				

RPI S	Opponent	Score	RPI S	Opponent	Score	RPI S	Opponent	Score	RPI S	Opponent	Score	Team's RPI: 339
						55	A Saint Louis	47 78	102	A Memphis	49 80	
						88	A UT Martin	52 91	113	H IUPUI	77 71	
						88	H UT Martin	39 65	148	A SIUE	75 87	
						93	A Belmont	61 89	148	H SIUE	56 66	
									150	H Milwaukee	71 82	
									177	H Loyola Chicago	75 86	
									188	H Eastern Ky.	56 75	
									192	H Stetson	66 68	
									213	A Indiana St.	42 60	
									220	A Cincinnati	57 70	
									224	A Southeast Mo. St.	52 82	
									224	H Southeast Mo. St.	64 59	
									230	H Western Ill.	69 92	
									234	A Ill.-Chicago	54 66	
									251	H Tennessee St.	53 62	
									252	A Northern Ill.	63 79	
									257	A Omaha	67 76	
									265	A Austin Peay	45 80	
									265	H Austin Peay	64 56	
									268	A Murray St.	56 66	
									268	H Murray St.	71 74	
									277	A Tennessee Tech	74 81	
									295	A Jacksonville St.	52 60	
									304	H Morehead St.	77 85	
LAST 12 Division I GAMES:												
148	H SIUE	56 66	148	A SIUE	75 87							
88	A UT Martin	52 91	268	A Murray St.	56 66							
224	A Southeast Mo. St.	52 82	265	A Austin Peay	45 80							
268	H Murray St.	71 74	88	H UT Martin	39 65							
265	H Austin Peay	64 56	304	H Morehead St.	77 85							
224	H Southeast Mo. St.	64 59	188	H Eastern Ky.	56 75							

Non-Div I Games:

Eastern Ill.

Average RPI Win:	257	WON-LOST	WINNING	LAST 10	STRENGTH OF	OPP. STRENGTH	TEAM	ADJ.	CONF.	ADJ CONF.
Average RPI Loss:	151	RECORD	PCT. RANK	GAMES	SCHEDULE	OF SCHEDULE	RPI	RPI	RPI	RPI
DIV. I ONLY	14- 11	136	6- 4	265	254	188	188	24	24	
DIV. I NON-CONF.	4- 5	193	0- 0	156	157	171	171	24	24	
TOTALS	RPI 1-25	RPI 26-50	W-L RECORDS	RPI 51-100	RPI 101-150	RPI 150+				
14- 11	0- 0	0- 2	OVERALL	1- 3	0- 2	13- 4				
7- 4	0- 0	0- 0	HOME	1- 1	0- 1	6- 2				
6- 6	0- 0	0- 1	AWAY	0- 2	0- 1	6- 2				
1- 1	0- 0	0- 1	NEUTRAL	0- 0	0- 0	1- 0				
4- 5	0- 0	0- 2	NON-CONFERENCE	0- 1	0- 1	4- 1				
2- 1	0- 0	0- 0	HOME	0- 0	0- 1	2- 0				
1- 3	0- 0	0- 1	AWAY	0- 1	0- 0	1- 1				
1- 1	0- 0	0- 1	NEUTRAL	0- 0	0- 0	1- 0				
10- 6	0- 0	0- 0	CONFERENCE	1- 2	0- 1	9- 3				
5- 3	0- 0	0- 0	HOME	1- 1	0- 0	4- 2				
5- 3	0- 0	0- 0	AWAY	0- 1	0- 1	5- 1				
0- 0	0- 0	0- 0	NEUTRAL	0- 0	0- 0	0- 0				

RPI S	Opponent	Score	RPI S	Opponent	Score	RPI S	Opponent	Score	RPI S	Opponent	Score	Team's RPI: 188
42	A Western Ky.	60 76	48	N North Carolina St.	62 73	88	H UT Martin	70 61	103	H Wright St.	69 71	
						93	A Belmont	61 72	148	A SIUE	74 89	
						93	H Belmont	51 65	159	H ETSU	64 41	
						94	A Missouri St.	63 87	199	A Richmond	62 81	
									224	H Southeast Mo. St.	56 55	
									251	A Tennessee St.	70 66	
									251	H Tennessee St.	78 67	
									261	N Saint Francis (PA)	88 82	
									265	A Austin Peay	66 94	
									268	H Murray St.	72 60	
									274	A Miami (OH)	77 72	
									277	A Tennessee Tech	71 67	
									277	H Tennessee Tech	72 77	
									295	A Jacksonville St.	76 50	
									295	H Jacksonville St.	54 56	
									301	H Western Caro.	91 62	
									304	A Morehead St.	89 77	
									304	H Morehead St.	100 93	
									339	A Eastern Ill.	75 56	
LAST 12 Division I GAMES:												
277	A Tennessee Tech	71 67	251	A Tennessee St.	70 66							
93	H Belmont	51 65	304	H Morehead St.	100 93							
304	A Morehead St.	89 77	295	H Jacksonville St.	54 56							
295	A Jacksonville St.	76 50	277	H Tennessee Tech	72 77							
251	H Tennessee St.	78 67	268	H Murray St.	72 60							
93	A Belmont	61 72	148	A SIUE	74 89							

Non-Div I Games: Cincinnati Christian 12 34 Davis & Elkins 73 58

Eastern Ky.

■ Loss,
 ■ Non-Conf,
 ■ S Site,
 ■ Home
 ■ A Away
 N Neutral

Average RPI Win:	185	WON-LOST	WINNING	LAST 10	STRENGTH OF	OPP. STRENGTH	TEAM	ADJ.	CONF.	ADJ CONF.
Average RPI Loss:	93	RECORD	PCT. RANK	GAMES	SCHEDULE	OF SCHEDULE	RPI	RPI	RPI	RPI
DIV. I ONLY	16- 9	92	6- 4	90	136	86	86	11	11	
DIV. I NON-CONF.	7- 2	57	0- 0	110	150	43	43	13	13	
TOTALS	RPI 1-25	RPI 26-50	W-L RECORDS	RPI 51-100	RPI 101-150	RPI 150+				
16- 9	0- 1	0- 1	OVERALL	2- 4	6- 2	8- 1				
8- 4	0- 0	0- 1	HOME	1- 2	4- 1	3- 0				
8- 4	0- 1	0- 0	AWAY	1- 1	2- 1	5- 1				
0- 1	0- 0	0- 0	NEUTRAL	0- 1	0- 0	0- 0				
7- 2	0- 1	0- 0	NON-CONFERENCE	2- 1	1- 0	4- 0				
3- 0	0- 0	0- 0	HOME	1- 0	1- 0	1- 0				
4- 1	0- 1	0- 0	AWAY	1- 0	0- 0	3- 0				
0- 1	0- 0	0- 0	NEUTRAL	0- 1	0- 0	0- 0				
9- 7	0- 0	0- 1	CONFERENCE	0- 3	5- 2	4- 1				
5- 4	0- 0	0- 1	HOME	0- 2	3- 1	2- 0				
4- 3	0- 0	0- 0	AWAY	0- 1	2- 1	2- 1				
0- 0	0- 0	0- 0	NEUTRAL	0- 0	0- 0	0- 0				

RPI 1-25				RPI 26-50				RPI 51-100 Team's RPI: 86				RPI 101+			
RPI	S	Opponent	Score	RPI	S	Opponent	Score	RPI	S	Opponent	Score	RPI	S	Opponent	Score
14	A	Kentucky	67 89	43	H	Ohio	64 71	64	H	Michigan	64 63	106	A	Toledo	58 46
								66	A	Ball St.	54 76	106	H	Toledo	59 41
								66	H	Ball St.	63 67	120	A	Buffalo	70 55
								72	H	Central Mich.	65 66	120	H	Buffalo	67 56
								74	N	Abilene Christian	59 83	124	A	Akron	72 75
								100	A	Harvard	85 81	124	H	Akron	65 68
												137	H	Western Mich.	70 66
												144	H	Oral Roberts	77 69
												151	A	Detroit	85 68
												209	H	UTRGV	78 56
												252	A	Northern Ill.	87 80
												252	H	Northern Ill.	84 60
												253	A	Monmouth	78 68
												258	A	Bowling Green	63 67
												274	A	Miami (OH)	70 46
												322	H	Kent St.	72 51
												343	A	Air Force	72 59
LAST 12 Division I GAMES:															
				66	H	Ball St.	63 67					72	H	Central Mich.	65 66
				106	A	Toledo	58 46					124	A	Akron	72 75
				252	H	Northern Ill.	84 60					258	A	Bowling Green	63 67
				120	A	Buffalo	70 55					106	H	Toledo	59 41
				274	A	Miami (OH)	70 46					66	A	Ball St.	54 76
				137	H	Western Mich.	70 66					322	H	Kent St.	72 51

Non-Div I Games: Madonna 104 45 Hillsdale 94 77

Eastern Mich.

Average RPI Win:	238	WON-LOST	WINNING	LAST 10	STRENGTH OF	OPP. STRENGTH	TEAM	ADJ.	CONF.	ADJ CONF.
Average RPI Loss:	151	RECORD	PCT. RANK	GAMES	SCHEDULE	OF SCHEDULE	RPI	RPI	RPI	RPI
DIV. I ONLY	18- 9	77	7- 3	328	165	183	183	20	20	
DIV. I NON-CONF.	5- 6	180	0- 0	314	211	267	267	23	23	
TOTALS	RPI 1-25	RPI 26-50	W-L RECORDS	RPI 51-100	RPI 101-150	RPI 150+				
18- 9	0- 0	0- 0	OVERALL	0- 1	4- 4	14- 4				
11- 3	0- 0	0- 0	HOME	0- 1	3- 0	8- 2				
7- 3	0- 0	0- 0	AWAY	0- 0	1- 1	6- 0				
0- 3	0- 0	0- 0	NEUTRAL	0- 0	0- 2	0- 1				
5- 6	0- 0	0- 0	NON-CONFERENCE	0- 1	0- 3	5- 2				
3- 2	0- 0	0- 0	HOME	0- 1	0- 0	3- 1				
2- 1	0- 0	0- 0	AWAY	0- 0	0- 1	2- 0				
0- 3	0- 0	0- 0	NEUTRAL	0- 0	0- 2	0- 1				
13- 3	0- 0	0- 0	CONFERENCE	0- 0	4- 1	9- 2				
8- 1	0- 0	0- 0	HOME	0- 0	3- 0	5- 1				
5- 2	0- 0	0- 0	AWAY	0- 0	1- 1	4- 1				
0- 0	0- 0	0- 0	NEUTRAL	0- 0	0- 0	0- 0				

RPI 1-25				RPI 26-50				RPI 51-100				RPI 101+ Team's RPI: 183					
RPI	S	Opponent	Score	RPI	S	Opponent	Score	RPI	S	Opponent	Score	RPI	S	Opponent	Score		
								74	H	Abilene Christian	60	72	104	A	Gonzaga	56	78
													111	A	North Dakota	69	72
													111	H	North Dakota	60	57
													117	N	Northwestern	70	74
													139	A	Idaho	74	66
													139	H	Idaho	84	70
													141	H	Montana St.	81	69
													142	N	Creighton	60	66
													152	H	Boise St.	79	84
													164	N	East Carolina	62	80
													174	H	Montana	67	65
													175	A	Sacramento St.	100	83
													175	H	Sacramento St.	91	94
													185	A	Northern Colo.	66	57
													185	H	Northern Colo.	59	55
													204	H	Utah Valley	68	64
													288	A	Wichita St.	67	62
													291	A	Northern Ariz.	81	71
													291	H	Northern Ariz.	72	65
													297	H	CSUN	70	59
													318	A	Portland St.	79	81
													318	H	Portland St.	70	57
													329	A	Southern Utah	85	82
													329	H	Southern Utah	64	53
													337	A	Cal St. Fullerton	68	57
													343	H	Air Force	65	44
LAST 12 Division I GAMES:																	
				139	H	Idaho	84	70					291	H	Northern Ariz.	72	65
				318	H	Portland St.	70	57					175	A	Sacramento St.	100	83
				175	H	Sacramento St.	91	94					318	A	Portland St.	79	81
				185	A	Northern Colo.	66	57					174	H	Montana	67	65
				111	A	North Dakota	69	72					141	H	Montana St.	81	69
				329	H	Southern Utah	64	53					291	A	Northern Ariz.	81	71

Non-Div I Games: Eastern Ore. 64 40

Eastern Wash.

■ Loss,
■ Non-Conf,
■ S Site,
■ H Home
■ A Away
N Neutral

Average RPI Win: 192	WON-LOST	WINNING	LAST 10	STRENGTH OF	OPP. STRENGTH	TEAM	ADJ.	CONF.	ADJ CONF.
Average RPI Loss: 109	RECORD	PCT. RANK	GAMES	SCHEDULE	OF SCHEDULE	RPI	RPI	RPI	RPI
DIV. I ONLY	16- 10	105	7- 3	132	104	95	95	13	13
DIV. I NON-CONF.	6- 4	125	0- 0	59	70	51	51	11	11
TOTALS	RPI 1-25	RPI 26-50	W-L RECORDS	RPI 51-100	RPI 101-150	RPI 150+			
16- 10	0- 1	1- 2	OVERALL	2- 3	0- 1	13- 3			
9- 3	0- 0	0- 1	HOME	2- 1	0- 0	7- 1			
7- 7	0- 1	1- 1	AWAY	0- 2	0- 1	6- 2			
0- 0	0- 0	0- 0	NEUTRAL	0- 0	0- 0	0- 0			
6- 4	0- 1	1- 1	NON-CONFERENCE	1- 0	0- 1	4- 1			
3- 0	0- 0	0- 0	HOME	1- 0	0- 0	2- 0			
3- 4	0- 1	1- 1	AWAY	0- 0	0- 1	2- 1			
0- 0	0- 0	0- 0	NEUTRAL	0- 0	0- 0	0- 0			
10- 6	0- 0	0- 1	CONFERENCE	1- 3	0- 0	9- 2			
6- 3	0- 0	0- 1	HOME	1- 1	0- 0	5- 1			
4- 3	0- 0	0- 0	AWAY	0- 2	0- 0	4- 1			
0- 0	0- 0	0- 0	NEUTRAL	0- 0	0- 0	0- 0			

RPI 1-25				RPI 26-50				RPI 51-100 Team's RPI: 95				RPI 101+			
RPI	S	Opponent	Score	RPI	S	Opponent	Score	RPI	S	Opponent	Score	RPI	S	Opponent	Score
2	A	South Carolina	63 78	27	A	West Virginia	57 67	73	A	Hofstra	49 59	118	A	Liberty	63 72
				41	H	James Madison	76 81	73	H	Hofstra	61 60	159	H	ETSU	50 38
				48	A	North Carolina St.	69 66	78	H	Charlotte	90 83	160	A	Northeastern	56 54
								82	A	Drexel	31 74	160	H	Northeastern	61 67
								82	H	Drexel	47 54	170	A	Delaware	66 64
												170	H	Delaware	62 45
												197	H	William & Mary	73 51
												221	A	Navy	70 73
												221	A	Furman	65 55
												235	A	Col. of Charleston	54 38
												235	H	Col. of Charleston	52 41
												249	H	High Point	80 69
												256	A	UNCW	67 60
												256	H	UNCW	70 53
												279	A	American	62 54
												287	A	Towson	78 85
												287	H	Towson	80 58
LAST 12 Division I GAMES:															
170	H	Delaware	62 45	197	H	William & Mary	73 51								
82	H	Drexel	47 54	73	A	Hofstra	49 59								
235	A	Col. of Charleston	54 38	160	A	Northeastern	56 54								
160	H	Northeastern	61 67	256	H	UNCW	70 53								
287	H	Towson	80 58	235	H	Col. of Charleston	52 41								
170	A	Delaware	66 64	82	A	Drexel	31 74								

Non-Div I Games: Lenoir-Rhyne 67 29

Elon

Average RPI Win:	289	WON-LOST	WINNING	LAST 10	STRENGTH OF	OPP. STRENGTH	TEAM	ADJ.	CONF.	ADJ CONF.
Average RPI Loss:	174	RECORD	PCT. RANK	GAMES	SCHEDULE	OF SCHEDULE	RPI	RPI	RPI	RPI
DIV. I ONLY	2- 24	345	0- 10	175	246	328	328	21	21	
DIV. I NON-CONF.	1- 10	330	0- 0	96	299	278	278	17	17	
TOTALS	RPI 1-25	RPI 26-50	W-L RECORDS	RPI 51-100	RPI 101-150	RPI 150+				
2- 24	0- 0	0- 0	OVERALL	0- 6	0- 6	2- 12				
1- 10	0- 0	0- 0	HOME	0- 3	0- 2	1- 5				
1- 12	0- 0	0- 0	AWAY	0- 2	0- 3	1- 7				
0- 2	0- 0	0- 0	NEUTRAL	0- 1	0- 1	0- 0				
1- 10	0- 0	0- 0	NON-CONFERENCE	0- 4	0- 2	1- 4				
0- 4	0- 0	0- 0	HOME	0- 2	0- 1	0- 1				
1- 4	0- 0	0- 0	AWAY	0- 1	0- 0	1- 3				
0- 2	0- 0	0- 0	NEUTRAL	0- 1	0- 1	0- 0				
1- 14	0- 0	0- 0	CONFERENCE	0- 2	0- 4	1- 8				
1- 6	0- 0	0- 0	HOME	0- 1	0- 1	1- 4				
0- 8	0- 0	0- 0	AWAY	0- 1	0- 3	0- 4				
0- 0	0- 0	0- 0	NEUTRAL	0- 0	0- 0	0- 0				

RPI 1-25			RPI 26-50			RPI 51-100				RPI 101+			Team's RPI: 328				
RPI	S	Opponent	Score	RPI	S	Opponent	Score	RPI	S	Opponent	Score	RPI	S	Opponent	Score		
								66	H	Ball St.	53	73	105	A	Drake	52	94
								68	N	Santa Clara	44	62	108	A	UNI	51	62
								88	H	UT Martin	48	75	113	H	IUPUI	62	68
								92	A	Nebraska	40	85	132	A	Southern Ill.	56	74
								94	A	Missouri St.	70	77	132	H	Southern Ill.	63	66
								94	H	Missouri St.	47	66	141	N	Montana St.	55	81
													153	A	Xavier	57	65
													177	A	Loyola Chicago	54	67
													177	H	Loyola Chicago	49	63
													213	A	Indiana St.	45	57
													213	H	Indiana St.	44	59
													258	A	Bowling Green	56	74
													268	H	Murray St.	54	73
													273	A	Cleveland St.	72	63
													274	A	Miami (OH)	85	91
													288	A	Wichita St.	50	58
													288	H	Wichita St.	31	44
													305	A	Bradley	52	66
													305	H	Bradley	62	46
													320	H	Illinois St.	57	64
LAST 12 Division I GAMES:																	
				213	A	Indiana St.	45	57		213	H	Indiana St.	44	59			
				94	H	Missouri St.	47	66		320	H	Illinois St.	57	64			
				288	H	Wichita St.	31	44		288	A	Wichita St.	50	58			
				132	H	Southern Ill.	63	66		94	A	Missouri St.	70	77			
				177	A	Loyola Chicago	54	67		132	A	Southern Ill.	56	74			
				305	A	Bradley	52	66		305	H	Bradley	62	46			

Non-Div I Games:

Evansville

■ Loss,
■ Non-Conf,
■ S Site,
■ H Home
■ A Away
N Neutral

Average RPI Win:	214	WON-LOST	WINNING	LAST 10	STRENGTH OF	OPP. STRENGTH	TEAM	ADJ.	CONF.	ADJ CONF.
Average RPI Loss:	73	RECORD	PCT. RANK	GAMES	SCHEDULE	OF SCHEDULE	RPI	RPI	RPI	RPI
DIV. I ONLY	25- 4	16	10- 0	176	223	61	61	29	29	
DIV. I NON-CONF.	11- 4	76	0- 0	56	83	53	53	28	28	
TOTALS	RPI 1-25	RPI 26-50	W-L RECORDS	RPI 51-100	RPI 101-150	RPI 150+				
25- 4	0- 0	1- 3	OVERALL	3- 0	5- 0	16- 1				
11- 2	0- 0	0- 1	HOME	3- 0	1- 0	7- 1				
12- 0	0- 0	1- 0	AWAY	0- 0	2- 0	9- 0				
2- 2	0- 0	0- 2	NEUTRAL	0- 0	2- 0	0- 0				
11- 4	0- 0	1- 3	NON-CONFERENCE	3- 0	3- 0	4- 1				
4- 2	0- 0	0- 1	HOME	3- 0	0- 0	1- 1				
5- 0	0- 0	1- 0	AWAY	0- 0	1- 0	3- 0				
2- 2	0- 0	0- 2	NEUTRAL	0- 0	2- 0	0- 0				
14- 0	0- 0	0- 0	CONFERENCE	0- 0	2- 0	12- 0				
7- 0	0- 0	0- 0	HOME	0- 0	1- 0	6- 0				
7- 0	0- 0	0- 0	AWAY	0- 0	1- 0	6- 0				
0- 0	0- 0	0- 0	NEUTRAL	0- 0	0- 0	0- 0				

RPI 1-25				RPI 26-50				RPI 51-100				Team's RPI: 61		RPI 101+			
RPI	S	Opponent	Score	RPI	S	Opponent	Score	RPI	S	Opponent	Score			RPI	S	Opponent	Score
				26	N	Mississippi St.	60 65	60	H	Auburn	52 45	124	A	Akron		82 64	
				37	A	George Washington	64 60	90	H	Quinnipiac	71 70	135	N	Arizona		57 55	
				40	H	Arkansas St.	48 62	100	H	Harvard	74 65	137	N	Western Mich.		60 42	
				43	N	Ohio	57 69					145	A	Jacksonville		59 55	
												145	H	Jacksonville		58 39	
												181	H	Fla. Atlantic		55 62	
												192	A	Stetson		60 47	
												192	H	Stetson		61 48	
												205	A	USC Upstate		56 44	
												205	H	USC Upstate		54 43	
												210	H	Hartford		64 44	
												214	A	N.C. A&T		60 36	
												264	A	Providence		50 41	
												286	A	Kennesaw St.		78 47	
												286	H	Kennesaw St.		63 41	
												309	A	FIU		81 53	
												324	A	North Florida		65 38	
												324	H	North Florida		75 50	
												332	A	Lipscomb		71 39	
												332	H	Lipscomb		91 52	
												345	A	NJIT		53 32	
												345	H	NJIT		70 37	
LAST 12 Division I GAMES:																	
				192	A	Stetson	60 47	324	H	North Florida	75 50						
				332	H	Lipscomb	91 52	145	H	Jacksonville	58 39						
				286	H	Kennesaw St.	63 41	324	A	North Florida	65 38						
				205	A	USC Upstate	56 44	286	A	Kennesaw St.	78 47						
				345	A	NJIT	53 32	332	A	Lipscomb	71 39						
				145	A	Jacksonville	59 55	345	H	NJIT	70 37						

Non-Div I Games: St. Thomas (FL) 86 33

FGCU

■ Loss,
 ■ Non-Conf,
 ■ S Site,
 ■ Home
 ■ Away
 N Neutral

Average RPI Win:	255	WON-LOST	WINNING	LAST 10	STRENGTH OF	OPP. STRENGTH	TEAM	ADJ.	CONF.	ADJ CONF.
Average RPI Loss:	150	RECORD	PCT. RANK	GAMES	SCHEDULE	OF SCHEDULE	RPI	RPI	RPI	RPI
DIV. I ONLY	4- 23	327	2- 8	168	132	309	309	12	12	
DIV. I NON-CONF.	2- 9	296	0- 0	256	224	330	330	10	10	
TOTALS	RPI 1-25	RPI 26-50	W-L RECORDS	RPI 51-100	RPI 101-150	RPI 150+				
4- 23	0- 2	0- 2	OVERALL	0- 4	1- 2	3- 13				
3- 13	0- 1	0- 1	HOME	0- 3	1- 1	2- 7				
1- 10	0- 0	0- 0	AWAY	0- 0	0- 1	1- 1				
0- 0	0- 0	0- 0	NEUTRAL	0- 0	0- 0	0- 0				
2- 9	0- 0	0- 1	NON-CONFERENCE	0- 2	0- 2	2- 4				
2- 5	0- 0	0- 0	HOME	0- 2	0- 1	2- 2				
0- 4	0- 0	0- 1	AWAY	0- 0	0- 1	0- 2				
0- 0	0- 0	0- 0	NEUTRAL	0- 0	0- 0	0- 0				
2- 14	0- 2	0- 1	CONFERENCE	0- 2	1- 0	1- 9				
1- 8	0- 1	0- 1	HOME	0- 1	1- 0	0- 5				
1- 6	0- 1	0- 0	AWAY	0- 1	0- 0	1- 4				
0- 0	0- 0	0- 0	NEUTRAL	0- 0	0- 0	0- 0				

RPI S	Opponent	Score	RPI S	Opponent	Score	RPI S	Opponent	Score	RPI S	Opponent	Score	Team's RPI: 309
23	A UTEP	52 70	35	A Miami (FL)	55 83	59	H Middle Tenn.	62 85	127	H Wake Forest	53 57	
23	H UTEP	57 69	42	H Western Ky.	69 71	61	H FGCU	53 81	145	A Jacksonville	44 80	
						78	A Charlotte	74 87	149	H UAB	72 61	
						91	H Marquette	83 95	154	A Old Dominion	49 84	
									155	A Southern Miss.	55 82	
									157	H Marshall	58 65	
									173	A Louisiana Tech	63 82	
									181	A Fla. Atlantic	82 87	
									181	H Fla. Atlantic	52 63	
									216	H Rhode Island	50 68	
									223	H Rice	62 68	
									237	H North Texas	40 58	
									260	A UTSA	59 54	
									260	H UTSA	52 63	
									270	A UCF	72 89	
									273	A Cleveland St.	57 64	
									288	H Wichita St.	62 76	
									294	H Florida A&M	81 65	
									317	H UMass Lowell	71 68	
LAST 12 Division I GAMES:												
181	H Fla. Atlantic	52 63	149	H UAB	72 61							
223	H Rice	62 68	154	A Old Dominion	49 84							
237	H North Texas	40 58	78	A Charlotte	74 87							
260	A UTSA	59 54	23	H UTEP	57 69							
23	A UTEP	52 70	260	H UTSA	52 63							
59	H Middle Tenn.	62 85	155	A Southern Miss.	55 82							

Non-Div I Games:

FIU

Fairfield

Through Games Of Feb. 27, 2016

Average RPI Win:	248	WON-LOST	WINNING	LAST 10	STRENGTH OF	OPP. STRENGTH	TEAM	ADJ.	CONF.	ADJ CONF.
Average RPI Loss:	150	RECORD	PCT. RANK	GAMES	SCHEDULE	OF SCHEDULE	RPI	RPI	RPI	RPI
DIV. I ONLY	16- 13	146	7- 3	231	247	191	191	23	23	
DIV. I NON-CONF.	5- 4	138	0- 0	108	216	148	148	22	22	
TOTALS	RPI 1-25	RPI 26-50	W-L RECORDS	RPI 51-100	RPI 101-150	RPI 150+				
16- 13	0- 0	0- 1	OVERALL	1- 4	0- 2	15- 6				
10- 6	0- 0	0- 0	HOME	1- 3	0- 1	9- 2				
6- 7	0- 0	0- 1	AWAY	0- 1	0- 1	6- 4				
0- 0	0- 0	0- 0	NEUTRAL	0- 0	0- 0	0- 0				
5- 4	0- 0	0- 1	NON-CONFERENCE	1- 2	0- 0	4- 1				
4- 2	0- 0	0- 0	HOME	1- 2	0- 0	3- 0				
1- 2	0- 0	0- 1	AWAY	0- 0	0- 0	1- 1				
0- 0	0- 0	0- 0	NEUTRAL	0- 0	0- 0	0- 0				
11- 9	0- 0	0- 0	CONFERENCE	0- 2	0- 2	11- 5				
6- 4	0- 0	0- 0	HOME	0- 1	0- 1	6- 2				
5- 5	0- 0	0- 0	AWAY	0- 1	0- 1	5- 3				
0- 0	0- 0	0- 0	NEUTRAL	0- 0	0- 0	0- 0				

RPI S	Opponent	Score	RPI S	Opponent	Score	RPI S	Opponent	Score	RPI S	Opponent	Score	Team's RPI: 191
50	A St. John's (NY)	54 73	53	H Albany (NY)	50 62	115	A Iona	53 69				
			73	H Hofstra	53 67	115	H Iona	46 56				
			90	A Quinnipiac	58 83	158	A Cornell	35 59				
			90	H Quinnipiac	55 64	172	A Marist	63 64				
			100	H Harvard	67 50	172	H Marist	57 72				
						202	H Sacred Heart	61 50				
						208	A Canisius	51 50				
						208	H Canisius	52 48				
						225	A Manhattan	59 57				
						225	H Manhattan	55 70				
						231	A Siena	71 51				
						231	H Siena	67 55				
						241	A Loyola Maryland	71 45				
						253	A Monmouth	68 60				
						253	H Monmouth	80 70				
						275	H La Salle	62 59				
						293	A Rider	55 39				
						293	H Rider	63 56				
						299	A Niagara	55 56				
						299	H Niagara	61 43				
						315	H IPFW	74 62				
						336	A Saint Peter's	46 56				
						336	H Saint Peter's	76 49				
LAST 12 Division I GAMES:												
90	A Quinnipiac	58 83	231	H Siena	67 55							
115	A Iona	53 69	299	H Niagara	61 43							
172	A Marist	63 64	253	A Monmouth	68 60							
231	A Siena	71 51	293	H Rider	63 56							
253	H Monmouth	80 70	208	H Canisius	52 48							
336	H Saint Peter's	76 49	90	H Quinnipiac	55 64							

Non-Div I Games:

Fairfield

■ Loss,
 ■ Non-Conf,
 ■ S Site,
 ■ H Home
 ■ A Away
 N Neutral

Average RPI Win:	289	WON-LOST	WINNING	LAST 10	STRENGTH OF	OPP. STRENGTH	TEAM	ADJ.	CONF.	ADJ CONF.
Average RPI Loss:	221	RECORD	PCT. RANK	GAMES	SCHEDULE	OF SCHEDULE	RPI	RPI	RPI	RPI
DIV. I ONLY	11- 19	256	5- 5	322	337	314	314	30	30	
DIV. I NON-CONF.	3- 10	277	0- 0	255	244	318	318	32	32	
TOTALS	RPI 1-25	RPI 26-50	W-L RECORDS	RPI 51-100	RPI 101-150	RPI 150+				
11- 19	0- 0	0- 1	OVERALL	0- 1	0- 2	11- 15				
8- 8	0- 0	0- 0	HOME	0- 0	0- 0	8- 8				
2- 9	0- 0	0- 1	AWAY	0- 1	0- 1	2- 6				
1- 2	0- 0	0- 0	NEUTRAL	0- 0	0- 1	1- 1				
3- 10	0- 0	0- 1	NON-CONFERENCE	0- 1	0- 2	3- 6				
2- 5	0- 0	0- 0	HOME	0- 0	0- 0	2- 5				
0- 3	0- 0	0- 1	AWAY	0- 1	0- 1	0- 0				
1- 2	0- 0	0- 0	NEUTRAL	0- 0	0- 1	1- 1				
8- 9	0- 0	0- 0	CONFERENCE	0- 0	0- 0	8- 9				
6- 3	0- 0	0- 0	HOME	0- 0	0- 0	6- 3				
2- 6	0- 0	0- 0	AWAY	0- 0	0- 0	2- 6				
0- 0	0- 0	0- 0	NEUTRAL	0- 0	0- 0	0- 0				

RPI S	Opponent	Score	RPI S	Opponent	Score	RPI S	Opponent	Score	RPI S	Opponent	Score	Team's RPI: 314
27	A West Virginia	42 91	85	A Bucknell	62 72	115	N Iona	54 77				
						130	A North Carolina	46 64				
						162	N Yale	58 77				
						202	A Sacred Heart	61 72				
						202	H Sacred Heart	65 80				
						212	A Robert Morris	83 68				
						212	H Robert Morris	60 52				
						215	H Brown	48 63				
						225	H Manhattan	78 85				
						231	H Siena	65 81				
						236	H Columbia	83 87				
						239	H Bryant	41 70				
						242	N Grand Canyon	74 68				
						253	H Monmouth	81 75				
						261	A Saint Francis (PA)	67 87				
						261	H Saint Francis (PA)	73 72				
						284	A Central Conn. St.	59 71				
						284	H Central Conn. St.	75 78				
						317	H UMass Lowell	67 78				
						319	A Mt. St. Mary's	55 71				
						319	H Mt. St. Mary's	66 53				
						326	A LIU Brooklyn	62 65				
						326	H LIU Brooklyn	75 58				
						335	A St. Francis Brooklyn	78 88				
						335	H St. Francis Brooklyn	65 61				
						336	H Saint Peter's	73 52				
LAST 12 Division I GAMES:												
284	A Central Conn. St.	59 71	342	A Wagner	73 57							
342	H Wagner	75 67	261	H Saint Francis (PA)	73 72							
202	H Sacred Heart	65 80	326	A LIU Brooklyn	62 65							
319	A Mt. St. Mary's	55 71	326	H LIU Brooklyn	75 58							
212	H Robert Morris	60 52	319	H Mt. St. Mary's	66 53							
335	A St. Francis Brooklyn	78 88	261	A Saint Francis (PA)	67 87							

Non-Div I Games:

Fairleigh Dickinson

■ Loss,
 ■ Non-Conf,
 ■ S Site,
 ■ H Home
 ■ A Away
 N Neutral

RPI	S	Opponent	Score	
342	A	Wagner	73	57
342	H	Wagner	75	67

F
a
i
r
l
e
i
g
h
D
i
c
k
i
n
s
o
n

F
a
i
r
l
e
i
g
h
D
i
c
k
i
n
s
o
n

Fairleigh Dickinson

Average RPI Win:	227	WON-LOST	WINNING	LAST 10	STRENGTH OF	OPP. STRENGTH	TEAM	ADJ.	CONF.	ADJ CONF.
Average RPI Loss:	115	RECORD	PCT. RANK	GAMES	SCHEDULE	OF SCHEDULE	RPI	RPI	RPI	RPI
DIV. I ONLY	12- 14	198	3- 7	104	175	181	181	12	12	
DIV. I NON-CONF.	7- 3	91	0- 0	44	319	67	67	10	10	
TOTALS	RPI 1-25	RPI 26-50	W-L RECORDS	RPI 51-100	RPI 101-150	RPI 150+				
12- 14	0- 2	0- 2	OVERALL	1- 3	2- 1	9- 6				
9- 6	0- 1	0- 1	HOME	0- 2	2- 1	7- 1				
2- 8	0- 1	0- 1	AWAY	1- 1	0- 0	1- 5				
1- 0	0- 0	0- 0	NEUTRAL	0- 0	0- 0	1- 0				
7- 3	0- 0	0- 1	NON-CONFERENCE	1- 1	2- 0	4- 1				
5- 1	0- 0	0- 0	HOME	0- 1	2- 0	3- 0				
1- 2	0- 0	0- 1	AWAY	1- 0	0- 0	0- 1				
1- 0	0- 0	0- 0	NEUTRAL	0- 0	0- 0	1- 0				
5- 11	0- 2	0- 1	CONFERENCE	0- 2	0- 1	5- 5				
4- 5	0- 1	0- 1	HOME	0- 1	0- 1	4- 1				
1- 6	0- 1	0- 0	AWAY	0- 1	0- 0	1- 4				
0- 0	0- 0	0- 0	NEUTRAL	0- 0	0- 0	0- 0				

RPI 1-25				RPI 26-50				RPI 51-100				RPI 101+ Team's RPI: 181			
RPI	S	Opponent	Score	RPI	S	Opponent	Score	RPI	S	Opponent	Score	RPI	S	Opponent	Score
23	A	UTEP	47 75	42	H	Western Ky.	62 81	58	H	South Dakota	53 76	124	H	Akron	91 77
23	H	UTEP	66 78	45	A	Kansas St.	53 102	59	H	Middle Tenn.	73 83	149	H	UAB	62 67
								61	A	FGCU	62 55	150	H	Milwaukee	71 67
								78	A	Charlotte	79 85	154	A	Old Dominion	45 85
												155	A	Southern Miss.	80 89
												157	H	Marshall	84 73
												173	A	Louisiana Tech	62 65
												174	A	Montana	69 83
												223	H	Rice	54 75
												237	H	North Texas	71 61
												251	N	Tennessee St.	69 64
												260	A	UTSA	54 57
												260	H	UTSA	64 51
												263	H	Bethune-Cookman	82 60
												274	H	Miami (OH)	68 65
												309	A	FIU	63 52
												309	H	FIU	87 82
												330	H	Delaware St.	83 55
LAST 12 Division I GAMES:															
309	A	FIU	63 52	59	H	Middle Tenn.	73 83								
237	H	North Texas	71 61	78	A	Charlotte	79 85								
223	H	Rice	54 75	154	A	Old Dominion	45 85								
23	A	UTEP	47 75	260	H	UTSA	64 51								
260	A	UTSA	54 57	23	H	UTEP	66 78								
149	H	UAB	62 67	173	A	Louisiana Tech	62 65								

Non-Div I Games: Keiser 74 52

Fla. Atlantic

■ Loss,
 ■ Non-Conf,
 ■ S Site,
 ■ H Home
 ■ A Away
 N Neutral

Average RPI Win: 137		WON-LOST	WINNING	LAST 10	STRENGTH OF	OPP. STRENGTH	TEAM	ADJ.	CONF.	ADJ CONF.
Average RPI Loss: 32		RECORD	PCT. RANK	GAMES	SCHEDULE	OF SCHEDULE	RPI	RPI	RPI	RPI
DIV. I ONLY		21- 7	47	6- 4	53	23	20	20	2	2
DIV. I NON-CONF.		12- 1	9	0- 0	144	101	17	17	2	2
TOTALS		RPI 1-25	RPI 26-50		W-L RECORDS		RPI 51-100	RPI 101-150	RPI 150+	
21- 7	3- 3	3- 2		OVERALL		2- 2	4- 0	9- 0		
12- 2	3- 1	2- 1		HOME		1- 0	2- 0	4- 0		
7- 5	0- 2	1- 1		AWAY		0- 2	2- 0	4- 0		
2- 0	0- 0	0- 0		NEUTRAL		1- 0	0- 0	1- 0		
12- 1	1- 0	2- 0		NON-CONFERENCE		1- 1	0- 0	8- 0		
7- 0	1- 0	2- 0		HOME		0- 0	0- 0	4- 0		
3- 1	0- 0	0- 0		AWAY		0- 1	0- 0	3- 0		
2- 0	0- 0	0- 0		NEUTRAL		1- 0	0- 0	1- 0		
9- 6	2- 3	1- 2		CONFERENCE		1- 1	4- 0	1- 0		
5- 2	2- 1	0- 1		HOME		1- 0	2- 0	0- 0		
4- 4	0- 2	1- 1		AWAY		0- 1	2- 0	1- 0		
0- 0	0- 0	0- 0		NEUTRAL		0- 0	0- 0	0- 0		

RPI	S	Opponent	Score	RPI	S	Opponent	Score	RPI	S	Opponent	Score	RPI	S	Opponent	Score
2	A	South Carolina	71 86	26	H	Mississippi St.	70 76	60	A	Auburn	58 80	123	A	LSU	82 56
13	H	Texas A&M	83 81	28	A	Missouri	64 79	63	A	Temple	91 97	123	H	LSU	53 45
14	H	Kentucky	85 79	31	A	Tennessee	74 66	66	N	Ball St.	85 79	131	A	Arkansas	71 66
16	H	Florida St.	82 72	40	H	Arkansas St.	76 72	87	H	Vanderbilt	79 67	147	H	Alabama	80 72
22	A	Georgia	63 74	48	H	North Carolina St.	79 72					165	A	Ole Miss	85 65
22	H	Georgia	61 71									178	A	Wisconsin	91 75
												186	A	Colorado	83 61
												198	A	South Ala.	72 60
												212	H	Robert Morris	79 52
												261	H	Saint Francis (PA)	122 65
												270	N	UCF	93 79
												286	H	Kennesaw St.	84 57
												292	H	Savannah St.	99 34
LAST 12 Division I GAMES:															
123	A	LSU	82 56	14	H	Kentucky	85 79								
22	A	Georgia	63 74	131	A	Arkansas	71 66								
87	H	Vanderbilt	79 67	28	A	Missouri	64 79								
60	A	Auburn	58 80	147	H	Alabama	80 72								
2	A	South Carolina	71 86	123	H	LSU	53 45								
13	H	Texas A&M	83 81	22	H	Georgia	61 71								

Non-Div I Games:

Florida

Average RPI Win:	287	WON-LOST	WINNING	LAST 10	STRENGTH OF	OPP. STRENGTH	TEAM	ADJ.	CONF.	ADJ CONF.
Average RPI Loss:	231	RECORD	PCT. RANK	GAMES	SCHEDULE	OF SCHEDULE	RPI	RPI	RPI	RPI
DIV. I ONLY	13- 13	166	5- 4	348	317	294	294	31	31	
DIV. I NON-CONF.	4- 7	222	0- 0	344	132	313	313	30	30	
TOTALS	RPI 1-25	RPI 26-50	W-L RECORDS	RPI 51-100	RPI 101-150	RPI 150+				
13- 13	0- 0	0- 1	OVERALL	0- 0	0- 2	13- 10				
6- 5	0- 0	0- 0	HOME	0- 0	0- 1	6- 4				
5- 7	0- 0	0- 1	AWAY	0- 0	0- 1	5- 5				
2- 1	0- 0	0- 0	NEUTRAL	0- 0	0- 0	2- 1				
4- 7	0- 0	0- 1	NON-CONFERENCE	0- 0	0- 2	4- 4				
1- 2	0- 0	0- 0	HOME	0- 0	0- 1	1- 1				
1- 4	0- 0	0- 1	AWAY	0- 0	0- 1	1- 2				
2- 1	0- 0	0- 0	NEUTRAL	0- 0	0- 0	2- 1				
9- 6	0- 0	0- 0	CONFERENCE	0- 0	0- 0	9- 6				
5- 3	0- 0	0- 0	HOME	0- 0	0- 0	5- 3				
4- 3	0- 0	0- 0	AWAY	0- 0	0- 0	4- 3				
0- 0	0- 0	0- 0	NEUTRAL	0- 0	0- 0	0- 0				

RPI 1-25			RPI 26-50			RPI 51-100			RPI 101+ Team's RPI: 294		
RPI	S	Opponent	Score	RPI	S	Opponent	Score	RPI	S	Opponent	Score
				44	A	Southern California	45 88				
LAST 12 Division I GAMES:											
285	A	UMES	47 61	348	H	N.C. Central	55 45	330	H	Delaware St.	86 56
214	H	N.C. A&T	66 70	263	A	Bethune-Cookman	60 67	331	N	New Orleans	71 60
263	H	Bethune-Cookman	53 48	333	A	Howard	64 53	333	A	Howard	64 53
348	A	N.C. Central	69 54	255	H	Coppin St.	79 73	347	A	Norfolk St.	83 67
214	A	N.C. A&T	51 80	248	H	Morgan St.	62 67	348	A	N.C. Central	69 54
330	H	Delaware St.	86 56	166	A	Hampton	66 59	348	H	N.C. Central	55 45

Non-Div I Games: Clark Atlanta 98 88 Fla. Memorial 66 62

Florida A&M

■ Loss,
 ■ Non-Conf,
 ■ S Site,
 ■ H Home
 ■ A Away
 N Neutral

Average RPI Win:	144	WON-LOST	WINNING	LAST 10	STRENGTH OF	OPP. STRENGTH	TEAM	ADJ.	CONF.	ADJ CONF.
Average RPI Loss:	10	RECORD	PCT. RANK	GAMES	SCHEDULE	OF SCHEDULE	RPI	RPI	RPI	RPI
DIV. I ONLY	22- 6	35	8- 2	40	40	16	16	5	5	
DIV. I NON-CONF.	10- 3	61	0- 0	36	99	28	28	5	5	
TOTALS	RPI 1-25	RPI 26-50	W-L RECORDS	RPI 51-100	RPI 101-150	RPI 150+				
22- 6	0- 6	2- 0	OVERALL	6- 0	8- 0	6- 0				
14- 1	0- 1	0- 0	HOME	5- 0	6- 0	3- 0				
7- 4	0- 4	2- 0	AWAY	1- 0	2- 0	2- 0				
1- 1	0- 1	0- 0	NEUTRAL	0- 0	0- 0	1- 0				
10- 3	0- 3	0- 0	NON-CONFERENCE	3- 0	3- 0	4- 0				
8- 0	0- 0	0- 0	HOME	3- 0	3- 0	2- 0				
1- 2	0- 2	0- 0	AWAY	0- 0	0- 0	1- 0				
1- 1	0- 1	0- 0	NEUTRAL	0- 0	0- 0	1- 0				
12- 3	0- 3	2- 0	CONFERENCE	3- 0	5- 0	2- 0				
6- 1	0- 1	0- 0	HOME	2- 0	3- 0	1- 0				
6- 2	0- 2	2- 0	AWAY	1- 0	2- 0	1- 0				
0- 0	0- 0	0- 0	NEUTRAL	0- 0	0- 0	0- 0				

RPI	S	Opponent	Score
1	H	Notre Dame	66 73
4	N	UConn	49 73
7	A	Arizona St.	56 68
12	A	Louisville	69 79
17	A	Syracuse	73 83
20	A	Florida	72 82

RPI	S	Opponent	Score
35	A	Miami (FL)	69 58
48	A	North Carolina St.	56 52

RPI	S	Opponent	Score
54	A	Duke	69 53
56	H	Rutgers	65 43
63	H	Temple	75 47
75	H	Georgia Tech	75 69
80	H	Tulane	78 72
96	H	Virginia	70 48

RPI	S	Opponent	Score
110	H	Mercer	79 36
112	H	Virginia Tech	68 50
116	H	Boston College	75 42
127	A	Wake Forest	96 55
129	A	Pittsburgh	66 55
130	H	North Carolina	94 63
145	H	Jacksonville	77 60
149	H	UAB	84 44
227	N	Sam Houston St.	94 37
247	A	Clemson	85 40
247	H	Clemson	75 56
268	H	Murray St.	101 59
324	H	North Florida	80 28
326	A	LIU Brooklyn	78 42

LAST 12 Division I GAMES:

48	A	North Carolina St.	56 52	112	H	Virginia Tech	68 50
1	H	Notre Dame	66 73	127	A	Wake Forest	96 55
17	A	Syracuse	73 83	35	A	Miami (FL)	69 58
130	H	North Carolina	94 63	96	H	Virginia	70 48
54	A	Duke	69 53	129	A	Pittsburgh	66 55
247	H	Clemson	75 56	247	A	Clemson	85 40

Non-Div I Games:

Florida St.

Average RPI Win: 209		WON-LOST	WINNING	LAST 10	STRENGTH OF	OPP. STRENGTH	TEAM	ADJ.	CONF.	ADJ CONF.
Average RPI Loss: 89		RECORD	PCT. RANK	GAMES	SCHEDULE	OF SCHEDULE	RPI	RPI	RPI	RPI
DIV. I ONLY		13- 15	193	5- 5	95	99	168	168	7	7
DIV. I NON-CONF.		5- 8	209	0- 0	171	136	226	226	8	8
TOTALS	RPI 1-25		RPI 26-50		W-L RECORDS		RPI 51-100		RPI 101-150	RPI 150+
13- 15	0- 2		2- 3		OVERALL		0- 4		1- 3	10- 3
11- 4	0- 0		2- 0		HOME		0- 3		1- 0	8- 1
2- 9	0- 0		0- 2		AWAY		0- 1		0- 0	2- 0
0- 2	0- 1		0- 0		NEUTRAL		0- 0		0- 1	0- 0
5- 8	0- 1		0- 2		NON-CONFERENCE		0- 2		0- 2	5- 1
4- 3	0- 0		0- 0		HOME		0- 2		0- 0	4- 1
1- 3	0- 0		0- 2		AWAY		0- 0		0- 1	1- 0
0- 2	0- 1		0- 0		NEUTRAL		0- 0		0- 1	0- 0
8- 7	0- 1		2- 1		CONFERENCE		0- 2		1- 1	5- 2
7- 1	0- 0		2- 0		HOME		0- 1		1- 0	4- 0
1- 6	0- 1		0- 1		AWAY		0- 1		0- 1	1- 2
0- 0	0- 0		0- 0		NEUTRAL		0- 0		0- 0	0- 0

RPI 1-25				RPI 26-50				RPI 51-100				RPI 101+ Team's RPI: 168			
RPI	S	Opponent	Score	RPI	S	Opponent	Score	RPI	S	Opponent	Score	RPI	S	Opponent	Score
17	N	Syracuse	54 76	29	A	Seton Hall	54 66	55	H	Saint Louis	49 51	101	A	Saint Joseph's	51 61
24	A	Duquesne	40 55	33	A	Princeton	44 55	63	H	Temple	44 57	101	H	Saint Joseph's	47 40
				37	H	George Washington	76 69	81	A	VCU	51 61	125	A	Penn St.	59 75
				38	A	St. Bonaventure	41 55	87	H	Vanderbilt	40 53	140	N	Texas Tech	48 62
				38	H	St. Bonaventure	77 68					170	H	Delaware	48 55
												176	A	Davidson	51 69
												176	H	Davidson	51 40
												187	H	George Mason	66 54
												199	A	Richmond	48 52
												207	A	Massachusetts	60 55
												216	H	Rhode Island	50 42
												225	A	Manhattan	60 49
												275	H	La Salle	54 44
												284	H	Central Conn. St.	63 48
												313	H	A&M-Corpus Christi	67 49
												327	H	Lafayette	61 49
												330	H	Delaware St.	74 58
LAST 12 Division I GAMES:															
				38	H	St. Bonaventure	77 68	37	H	George Washington	76 69				
				55	H	Saint Louis	49 51	216	H	Rhode Island	50 42				
				199	A	Richmond	48 52	81	A	VCU	51 61				
				275	H	La Salle	54 44	176	A	Davidson	51 69				
				101	A	Saint Joseph's	51 61	101	H	Saint Joseph's	47 40				
				207	A	Massachusetts	60 55	187	H	George Mason	66 54				

Non-Div I Games:

Fordham

■ Loss, ■ Non-Conf, S Site, H Home A Away N Neutral

Average RPI Win:	235	WON-LOST	WINNING	LAST 10	STRENGTH OF	OPP. STRENGTH	TEAM	ADJ.	CONF.	ADJ CONF.
Average RPI Loss:	107	RECORD	PCT. RANK	GAMES	SCHEDULE	OF SCHEDULE	RPI	RPI	RPI	RPI
DIV. I ONLY	16- 9	92	8- 2	203	161	126	126	19	19	
DIV. I NON-CONF.	2- 7	280	0- 0	20	40	175	175	20	20	
TOTALS	RPI 1-25	RPI 26-50	W-L RECORDS	RPI 51-100	RPI 101-150	RPI 150+				
16- 9	0- 0	0- 2	OVERALL	0- 4	0- 0	16- 3				
8- 4	0- 0	0- 2	HOME	0- 1	0- 0	8- 1				
7- 5	0- 0	0- 0	AWAY	0- 3	0- 0	7- 2				
1- 0	0- 0	0- 0	NEUTRAL	0- 0	0- 0	1- 0				
2- 7	0- 0	0- 2	NON-CONFERENCE	0- 4	0- 0	2- 1				
1- 3	0- 0	0- 2	HOME	0- 1	0- 0	1- 0				
0- 4	0- 0	0- 0	AWAY	0- 3	0- 0	0- 1				
1- 0	0- 0	0- 0	NEUTRAL	0- 0	0- 0	1- 0				
14- 2	0- 0	0- 0	CONFERENCE	0- 0	0- 0	14- 2				
7- 1	0- 0	0- 0	HOME	0- 0	0- 0	7- 1				
7- 1	0- 0	0- 0	AWAY	0- 0	0- 0	7- 1				
0- 0	0- 0	0- 0	NEUTRAL	0- 0	0- 0	0- 0				

RPI S	Opponent	Score	RPI S	Opponent	Score	RPI S	Opponent	Score	RPI S	Opponent	Score	Team's RPI: 126
32	H Washington	79 89	51	A UC Riverside	68 86	152	H Boise St.	62 57				
37	H George Washington	53 61	52	A St. Mary's (CA)	81 83	160	N Northeastern	69 55				
			77	A Utah	63 78	182	A New Mexico	69 65				
			79	H San Diego	68 72	182	H New Mexico	51 43				
						193	A Cal Poly	60 64				
						194	A San Jose St.	59 54				
						194	H San Jose St.	64 66				
						203	A UNLV	57 52				
						203	H UNLV	58 54				
						218	A Utah St.	67 61				
						219	H CSU Bakersfield	57 52				
						238	A Wyoming	49 42				
						238	H Wyoming	64 52				
						246	A San Diego St.	54 65				
						246	H San Diego St.	54 49				
						316	A Nevada	67 59				
						316	H Nevada	65 56				
						343	A Air Force	63 48				
						343	H Air Force	70 46				
LAST 12 Division I GAMES:												
182	H New Mexico	51 43	203	A UNLV	57 52							
343	A Air Force	63 48	194	H San Jose St.	64 66							
218	A Utah St.	67 61	238	A Wyoming	49 42							
238	H Wyoming	64 52	343	H Air Force	70 46							
316	H Nevada	65 56	246	H San Diego St.	54 49							
246	A San Diego St.	54 65	194	A San Jose St.	59 54							

Non-Div I Games: Fresno Pacific 78 33 Stanislaus St. 72 49

Fresno St.

■ Loss,
 ■ Non-Conf, S Site,
 ■ Home
 ■ Away
 N Neutral

Average RPI Win: 272	WON-LOST	WINNING	LAST 10	STRENGTH OF	OPP. STRENGTH	TEAM	ADJ.	CONF.	ADJ CONF.
Average RPI Loss: 128	RECORD	PCT. RANK	GAMES	SCHEDULE	OF SCHEDULE	RPI	RPI	RPI	RPI
DIV. I ONLY	12- 15	208	4- 6	244	213	221	221	17	17
DIV. I NON-CONF.	5- 8	209	0- 0	251	265	238	238	15	15
TOTALS	RPI 1-25	RPI 26-50	W-L RECORDS	RPI 51-100	RPI 101-150	RPI 150+			
12- 15	0- 1	0- 2	OVERALL	0- 2	0- 6	12- 4			
7- 5	0- 0	0- 1	HOME	0- 1	0- 2	7- 1			
5- 10	0- 0	0- 0	AWAY	0- 1	0- 1	5- 0			
0- 0	0- 0	0- 0	NEUTRAL	0- 0	0- 0	0- 0			
5- 8	0- 1	0- 0	NON-CONFERENCE	0- 2	0- 2	5- 3			
3- 2	0- 0	0- 0	HOME	0- 1	0- 0	3- 1			
2- 6	0- 1	0- 0	AWAY	0- 1	0- 2	2- 2			
0- 0	0- 0	0- 0	NEUTRAL	0- 0	0- 0	0- 0			
7- 7	0- 0	0- 2	CONFERENCE	0- 0	0- 4	7- 1			
4- 3	0- 0	0- 1	HOME	0- 0	0- 2	4- 0			
3- 4	0- 0	0- 1	AWAY	0- 0	0- 2	3- 1			
0- 0	0- 0	0- 0	NEUTRAL	0- 0	0- 0	0- 0			

RPI 1-25				RPI 26-50				RPI 51-100				RPI 101+ Team's RPI: 221			
RPI	S	Opponent	Score	RPI	S	Opponent	Score	RPI	S	Opponent	Score	RPI	S	Opponent	Score
22	A	Georgia	39 77	47	A	Chattanooga	46 61	81	A	VCU	45 67	107	A	Samford	63 77
				47	H	Chattanooga	50 56	95	H	Elon	55 65	107	H	Samford	45 58
												110	A	Mercer	62 64
												110	H	Mercer	50 61
												112	A	Virginia Tech	30 59
												136	A	UNC Asheville	71 84
												159	A	ETSU	64 68
												159	H	ETSU	81 77
												176	H	Davidson	51 69
												199	A	Richmond	69 62
												205	A	USC Upstate	75 63
												247	H	Clemson	70 49
												259	A	Appalachian St.	78 92
												300	A	Wofford	70 61
												300	H	Wofford	70 64
												301	A	Western Caro.	83 76
												301	H	Western Caro.	71 56
												308	H	South Carolina St.	59 46
												310	A	UNCG	75 59
												310	H	UNCG	85 71
												325	H	Winthrop	71 52
												348	A	N.C. Central	61 66
LAST 12 Division I GAMES:															
110	A	Mercer	62 64	47	A	Chattanooga	46 61	110	H	Mercer	50 61				
107	A	Samford	63 77	107	H	Samford	45 58	310	A	UNCG	75 59				
301	H	Western Caro.	71 56	301	A	Western Caro.	83 76	300	A	Wofford	70 61				
310	H	UNCG	85 71												
300	H	Wofford	70 64												
159	A	ETSU	64 68												

Non-Div I Games: Converse 89 52 North Greenville 69 39

Furman

Loss, Non-Conf, S Site, H Home A Away N Neutral

Average RPI Win:	260	WON-LOST	WINNING	LAST 10	STRENGTH OF	OPP. STRENGTH	TEAM	ADJ.	CONF.	ADJ CONF.
Average RPI Loss:	171	RECORD	PCT. RANK	GAMES	SCHEDULE	OF SCHEDULE	RPI	RPI	RPI	RPI
DIV. I ONLY	7- 20	292	1- 9	197	257	290	290	15	15	
DIV. I NON-CONF.	3- 6	234	0- 0	219	346	268	268	14	14	
TOTALS	RPI 1-25	RPI 26-50	W-L RECORDS	RPI 51-100	RPI 101-150	RPI 150+				
7- 20	0- 1	0- 2	OVERALL	0- 0	0- 6	7- 11				
4- 10	0- 0	0- 1	HOME	0- 0	0- 3	4- 6				
3- 9	0- 1	0- 1	AWAY	0- 0	0- 3	3- 4				
0- 1	0- 0	0- 0	NEUTRAL	0- 0	0- 0	0- 1				
3- 6	0- 1	0- 0	NON-CONFERENCE	0- 0	0- 1	3- 4				
2- 2	0- 0	0- 0	HOME	0- 0	0- 0	2- 2				
1- 3	0- 1	0- 0	AWAY	0- 0	0- 1	1- 1				
0- 1	0- 0	0- 0	NEUTRAL	0- 0	0- 0	0- 1				
4- 14	0- 0	0- 2	CONFERENCE	0- 0	0- 5	4- 7				
2- 8	0- 0	0- 1	HOME	0- 0	0- 3	2- 4				
2- 6	0- 0	0- 1	AWAY	0- 0	0- 2	2- 3				
0- 0	0- 0	0- 0	NEUTRAL	0- 0	0- 0	0- 0				

RPI 1-25				RPI 26-50				RPI 51-100				RPI 101+ Team's RPI: 290			
RPI	S	Opponent	Score	RPI	S	Opponent	Score	RPI	S	Opponent	Score	RPI	S	Opponent	Score
22	A	Georgia	28 75	40	A	Arkansas St.	54 77					110	A	Mercer	50 62
				40	H	Arkansas St.	52 79					119	A	Little Rock	36 69
												119	H	Little Rock	45 50
												133	H	La.-Lafayette	39 56
												143	A	UT Arlington	31 70
												143	H	UT Arlington	41 53
												171	A	Troy	68 84
												171	H	Troy	66 81
												192	A	Stetson	57 79
												198	A	South Ala.	45 48
												198	H	South Ala.	57 43
												211	A	Texas St.	56 61
												211	H	Texas St.	78 64
												212	H	Robert Morris	49 64
												259	A	Appalachian St.	65 50
												259	H	Appalachian St.	62 68
												263	N	Bethune-Cookman	49 65
												267	A	Georgia St.	61 50
												267	H	Georgia St.	60 61
												278	H	La.-Monroe	49 50
												292	A	Savannah St.	64 48
												295	H	Jacksonville St.	60 56
												298	H	Charleston So.	64 51
												332	H	Lipscomb	55 66
LAST 12 Division I GAMES:															
259	H	Appalachian St.	62 68	211	H	Texas St.	78 64								
267	H	Georgia St.	60 61	143	H	UT Arlington	41 53								
119	H	Little Rock	45 50	40	A	Arkansas St.	54 77								
40	H	Arkansas St.	52 79	119	A	Little Rock	36 69								
198	A	South Ala.	45 48	259	A	Appalachian St.	65 50								
171	A	Troy	68 84	267	A	Georgia St.	61 50								

Non-Div I Games:

Ga. Southern

■ Loss,
 ■ Non-Conf, S Site,
 ■ Home
 ■ Away
 N Neutral

Average RPI Win: 241		WON-LOST	WINNING	LAST 10	STRENGTH OF	OPP. STRENGTH	TEAM	ADJ.	CONF.	ADJ CONF.
Average RPI Loss: 205		RECORD	PCT. RANK	GAMES	SCHEDULE	OF SCHEDULE	RPI	RPI	RPI	RPI
DIV. I ONLY		17- 10	97	6- 4	303	275	189	189	28	28
DIV. I NON-CONF.		4- 4	160	0- 0	332	112	279	279	29	29
TOTALS		RPI 1-25	RPI 26-50	W-L RECORDS	RPI 51-100	RPI 101-150	RPI 150+			
17- 10	0- 0		0- 0	OVERALL	0- 0	4- 3	13- 7			
12- 2	0- 0		0- 0	HOME	0- 0	2- 0	10- 2			
5- 5	0- 0		0- 0	AWAY	0- 0	2- 1	3- 4			
0- 3	0- 0		0- 0	NEUTRAL	0- 0	0- 2	0- 1			
4- 4	0- 0		0- 0	NON-CONFERENCE	0- 0	1- 2	3- 2			
3- 1	0- 0		0- 0	HOME	0- 0	0- 0	3- 1			
1- 0	0- 0		0- 0	AWAY	0- 0	1- 0	0- 0			
0- 3	0- 0		0- 0	NEUTRAL	0- 0	0- 2	0- 1			
13- 6	0- 0		0- 0	CONFERENCE	0- 0	3- 1	10- 5			
9- 1	0- 0		0- 0	HOME	0- 0	2- 0	7- 1			
4- 5	0- 0		0- 0	AWAY	0- 0	1- 1	3- 4			
0- 0	0- 0		0- 0	NEUTRAL	0- 0	0- 0	0- 0			

[illegible]

Non-Div I Games:	Montreat	84	49	Bluefield Col.	64	51
------------------	----------	----	----	----------------	----	----

Gardner-Webb

■ Loss, ■ Non-Conf, S Site, H Home A Away N Neutral

RPI	S	Opponent	Score
325	H	Winthrop	70 52

G
a
r
d
n
e
r
-
W
e
b
b

G
a
r
d
n
e
r
-
W
e
b
b

Gardner-Webb

George Mason

Through Games Of Feb. 27, 2016

Average RPI Win: 200	WON-LOST	WINNING	LAST 10	STRENGTH OF	OPP. STRENGTH	TEAM	ADJ.	CONF.	ADJ CONF.
Average RPI Loss: 101	RECORD	PCT. RANK	GAMES	SCHEDULE	OF SCHEDULE	RPI	RPI	RPI	RPI
DIV. I ONLY	11- 18	247	3- 7	102	91	187	187	7	7
DIV. I NON-CONF.	5- 8	209	0- 0	263	109	242	242	8	8
TOTALS	RPI 1-25	RPI 26-50	W-L RECORDS	RPI 51-100	RPI 101-150	RPI 150+			
11- 18	0- 1	0- 4	OVERALL	2- 6	1- 2	8- 5			
7- 5	0- 1	0- 1	HOME	1- 2	1- 0	5- 1			
2- 12	0- 0	0- 2	AWAY	1- 4	0- 2	1- 4			
2- 1	0- 0	0- 1	NEUTRAL	0- 0	0- 0	2- 0			
5- 8	0- 0	0- 1	NON-CONFERENCE	0- 3	0- 2	5- 2			
3- 1	0- 0	0- 0	HOME	0- 1	0- 0	3- 0			
0- 6	0- 0	0- 0	AWAY	0- 2	0- 2	0- 2			
2- 1	0- 0	0- 1	NEUTRAL	0- 0	0- 0	2- 0			
6- 10	0- 1	0- 3	CONFERENCE	2- 3	1- 0	3- 3			
4- 4	0- 1	0- 1	HOME	1- 1	1- 0	2- 1			
2- 6	0- 0	0- 2	AWAY	1- 2	0- 0	1- 2			
0- 0	0- 0	0- 0	NEUTRAL	0- 0	0- 0	0- 0			

RPI 1-25				RPI 26-50				RPI 51-100				RPI 101+ Team's RPI: 187			
RPI	S	Opponent	Score	RPI	S	Opponent	Score	RPI	S	Opponent	Score	RPI	S	Opponent	Score
24	H	Duquesne	56 72	37	A	George Washington	68 82	55	A	Saint Louis	73 63	101	H	Saint Joseph's	55 41
				37	H	George Washington	66 73	55	H	Saint Louis	50 61	112	A	Virginia Tech	63 80
				38	A	St. Bonaventure	55 70	60	A	Auburn	59 88	135	A	Arizona	60 68
				42	N	Western Ky.	58 84	71	A	Dayton	58 81	168	A	Fordham	54 66
								77	A	Utah	62 74	170	H	Delaware	90 83
								81	A	VCU	34 65	176	A	Davidson	63 68
								81	H	VCU	70 54	184	N	Tulsa	64 63
								98	H	Georgetown	57 63	199	H	Richmond	50 57
												200	A	Radford	63 66
												203	A	UNLV	59 67
												207	H	Massachusetts	64 59
												216	A	Rhode Island	68 65
												275	H	La Salle	79 70
												276	N	Pepperdine	71 63
												287	H	Towson	88 76
												343	H	Air Force	69 52
LAST 12 Division I GAMES:															
37	H	George Washington	66 73	176	A	Davidson	63 68								
81	A	VCU	34 65	207	H	Massachusetts	64 59								
199	H	Richmond	50 57	55	H	Saint Louis	50 61								
216	A	Rhode Island	68 65	37	A	George Washington	68 82								
71	A	Dayton	58 81	81	H	VCU	70 54								
101	H	Saint Joseph's	55 41	38	A	St. Bonaventure	55 70								

Non-Div I Games:

George Mason

■ Loss,
 ■ Non-Conf,
 S Site,
 ■ Home
 ■ Away
 N Neutral

Average RPI Win: 154	WON-LOST	WINNING	LAST 10	STRENGTH OF	OPP. STRENGTH	TEAM	ADJ.	CONF.	ADJ CONF.
Average RPI Loss: 77	RECORD	PCT. RANK	GAMES	SCHEDULE	OF SCHEDULE	RPI	RPI	RPI	RPI
DIV. I ONLY	23- 6	27	7- 3	85	81	37	37	7	7
DIV. I NON-CONF.	10- 3	61	0- 0	81	69	45	45	8	8
TOTALS	RPI 1-25	RPI 26-50	W-L RECORDS	RPI 51-100	RPI 101-150	RPI 150+			
23- 6	1- 1	1- 1	OVERALL	4- 2	4- 1	13- 1			
12- 2	0- 0	1- 0	HOME	2- 2	1- 0	8- 0			
9- 3	1- 1	0- 1	AWAY	1- 0	3- 0	4- 1			
2- 1	0- 0	0- 0	NEUTRAL	1- 0	0- 1	1- 0			
10- 3	0- 1	1- 0	NON-CONFERENCE	1- 1	3- 1	5- 0			
5- 1	0- 0	1- 0	HOME	0- 1	1- 0	3- 0			
3- 1	0- 1	0- 0	AWAY	0- 0	2- 0	1- 0			
2- 1	0- 0	0- 0	NEUTRAL	1- 0	0- 1	1- 0			
13- 3	1- 0	0- 1	CONFERENCE	3- 1	1- 0	8- 1			
7- 1	0- 0	0- 0	HOME	2- 1	0- 0	5- 0			
6- 2	1- 0	0- 1	AWAY	1- 0	1- 0	3- 1			
0- 0	0- 0	0- 0	NEUTRAL	0- 0	0- 0	0- 0			

RPI 1-25				RPI 26-50				Team's RPI: 37				RPI 51-100				RPI 101+			
RPI	S	Opponent	Score	RPI	S	Opponent	Score	RPI	S	Opponent	Score	RPI	S	Opponent	Score	RPI	S	Opponent	Score
8	A	Stanford	63 84	38	A	St. Bonaventure	67 69	55	H	Saint Louis	89 80	101	A	Saint Joseph's	70 45				
24	A	Duquesne	70 52	49	H	Villanova	78 70	61	H	FGCU	60 64	102	A	Memphis	68 62				
								62	N	Iowa	81 77	103	N	Wright St.	71 77				
								71	A	Dayton	62 61	115	H	Iona	70 65				
								71	H	Dayton	72 62	126	A	Fresno St.	61 53				
								81	H	VCU	68 79	161	A	Illinois	70 57				
												168	A	Fordham	69 76				
												176	A	Davidson	79 60				
												180	H	Grambling	85 58				
												187	A	George Mason	73 66				
												187	H	George Mason	82 68				
												199	A	Richmond	62 47				
												199	H	Richmond	55 53				
												207	H	Massachusetts	67 50				
												210	H	Hartford	82 51				
												216	H	Rhode Island	68 52				
												275	H	La Salle	83 59				
												279	H	American	78 48				
												281	N	Houston	82 78				
LAST 12 Division I GAMES:																			
187	A	George Mason	73 66	168	A	Fordham	69 76												
199	H	Richmond	55 53	55	H	Saint Louis	89 80												
81	H	VCU	68 79	176	A	Davidson	79 60												
38	A	St. Bonaventure	67 69	187	H	George Mason	82 68												
71	H	Dayton	72 62	207	H	Massachusetts	67 50												
199	A	Richmond	62 47	24	A	Duquesne	70 52												

Non-Div I Games:

George Washington

■ Loss,
 ■ Non-Conf,
 ■ S Site,
 ■ H Home
 ■ A Away
 N Neutral

Average RPI Win:	176	WON-LOST	WINNING	LAST 10	STRENGTH OF	OPP. STRENGTH	TEAM	ADJ.	CONF.	ADJ CONF.
Average RPI Loss:	78	RECORD	PCT. RANK	GAMES	SCHEDULE	OF SCHEDULE	RPI	RPI	RPI	RPI
DIV. I ONLY	15- 12	140	6- 4	97	79	98	98	6	6	
DIV. I NON-CONF.	7- 3	91	0- 0	166	238	77	77	6	6	
TOTALS	RPI 1-25	RPI 26-50	W-L RECORDS	RPI 51-100	RPI 101-150	RPI 150+				
15- 12	0- 2	2- 5	OVERALL	2- 1	3- 2	8- 2				
7- 4	0- 1	0- 3	HOME	1- 0	2- 0	4- 0				
6- 8	0- 1	2- 2	AWAY	0- 1	1- 2	3- 2				
2- 0	0- 0	0- 0	NEUTRAL	1- 0	0- 0	1- 0				
7- 3	0- 0	0- 1	NON-CONFERENCE	1- 0	1- 2	5- 0				
3- 0	0- 0	0- 0	HOME	0- 0	1- 0	2- 0				
2- 3	0- 0	0- 1	AWAY	0- 0	0- 2	2- 0				
2- 0	0- 0	0- 0	NEUTRAL	1- 0	0- 0	1- 0				
8- 9	0- 2	2- 4	CONFERENCE	1- 1	2- 0	3- 2				
4- 4	0- 1	0- 3	HOME	1- 0	1- 0	2- 0				
4- 5	0- 1	2- 1	AWAY	0- 1	1- 0	1- 2				
0- 0	0- 0	0- 0	NEUTRAL	0- 0	0- 0	0- 0				

RPI 1-25				RPI 26-50				RPI 51-100				Team's RPI: 98	RPI 101+			
RPI	S	Opponent	Score	RPI	S	Opponent	Score	RPI	S	Opponent	Score		RPI	S	Opponent	Score
18	A	DePaul	53 75	29	A	Seton Hall	73 65	90	N	Quinnipiac	80 68		102	A	Memphis	53 57
18	H	DePaul	66 80	29	H	Seton Hall	75 83	91	A	Marquette	72 87		112	H	Virginia Tech	73 56
				38	A	St. Bonaventure	54 69	91	H	Marquette	75 72		142	A	Creighton	57 44
				49	A	Villanova	57 51						142	H	Creighton	69 57
				49	H	Villanova	60 63						147	A	Alabama	66 78
				50	A	St. John's (NY)	55 63						153	A	Xavier	54 59
				50	H	St. John's (NY)	60 65						170	H	Delaware	61 50
													187	A	George Mason	63 57
													195	A	Butler	76 82
													195	H	Butler	49 35
													264	A	Providence	82 51
													264	H	Providence	63 53
													285	A	UMES	71 60
													287	H	Towson	82 46
													335	N	St. Francis Brooklyn	74 52
LAST 12 Division I GAMES:																
195	H	Butler	49 35	142	A	Creighton	57 44									
49	H	Villanova	60 63	264	A	Providence	82 51									
50	A	St. John's (NY)	55 63	49	A	Villanova	57 51									
29	A	Seton Hall	73 65	29	H	Seton Hall	75 83									
18	H	DePaul	66 80	50	H	St. John's (NY)	60 65									
91	H	Marquette	75 72	91	A	Marquette	72 87									

Non-Div I Games:

Georgetown

■ Loss,
 ■ Non-Conf,
 ■ S Site,
 ■ H Home
 ■ A Away
 N Neutral

Average RPI Win:	132	WON-LOST	WINNING	LAST 10	STRENGTH OF	OPP. STRENGTH	TEAM	ADJ.	CONF.	ADJ CONF.
Average RPI Loss:	49	RECORD	PCT. RANK	GAMES	SCHEDULE	OF SCHEDULE	RPI	RPI	RPI	RPI
DIV. I ONLY	21- 7	47	8- 1	25	48	22	22	2	2	
DIV. I NON-CONF.	12- 1	9	1- 0	102	148	15	15	2	2	
TOTALS	RPI 1-25	RPI 26-50	W-L RECORDS	RPI 51-100	RPI 101-150	RPI 150+				
21- 7	3- 4	3- 1	OVERALL	3- 0	4- 2	8- 0				
14- 3	1- 1	2- 1	HOME	2- 0	2- 1	7- 0				
6- 4	1- 3	1- 0	AWAY	1- 0	2- 1	1- 0				
1- 0	1- 0	0- 0	NEUTRAL	0- 0	0- 0	0- 0				
12- 1	1- 1	1- 0	NON-CONFERENCE	1- 0	2- 0	7- 0				
9- 0	0- 0	1- 0	HOME	1- 0	1- 0	6- 0				
2- 1	0- 1	0- 0	AWAY	0- 0	1- 0	1- 0				
1- 0	1- 0	0- 0	NEUTRAL	0- 0	0- 0	0- 0				
9- 6	2- 3	2- 1	CONFERENCE	2- 0	2- 2	1- 0				
5- 3	1- 1	1- 1	HOME	1- 0	1- 1	1- 0				
4- 3	1- 2	1- 0	AWAY	1- 0	1- 1	0- 0				
0- 0	0- 0	0- 0	NEUTRAL	0- 0	0- 0	0- 0				

RPI	S	Opponent	Score	RPI	S	Opponent	Score	RPI	S	Opponent	Score	RPI	S	Opponent	Score
2	A	South Carolina	51 61	26	H	Mississippi St.	47 43	60	H	Auburn	63 30	103	A	Wright St.	63 57
13	A	Texas A&M	62 73	28	A	Missouri	65 50	75	H	Georgia Tech	78 66	110	H	Mercer	57 44
14	H	Kentucky	53 64	28	H	Missouri	48 54	87	A	Vanderbilt	64 58	123	A	LSU	58 47
15	N	BYU	66 58	29	H	Seton Hall	70 52					123	H	LSU	46 53
19	A	Michigan St.	45 66									131	H	Arkansas	72 57
20	A	Florida	71 61									147	A	Alabama	50 64
20	H	Florida	74 63									165	H	Ole Miss	70 56
LAST 12 Division I GAMES:															
297	A	CSUN	83 58	28	A	Missouri	65 50								
131	H	Arkansas	72 57	87	A	Vanderbilt	64 58								
20	H	Florida	74 63	60	H	Auburn	63 30								
2	A	South Carolina	51 61	123	H	LSU	46 53								
123	A	LSU	58 47	26	H	Mississippi St.	47 43								
165	H	Ole Miss	70 56	147	A	Alabama	50 64								

Non-Div I Games:

Georgia

Average RPI Win:	258	WON-LOST	WINNING	LAST 10	STRENGTH OF	OPP. STRENGTH	TEAM	ADJ.	CONF.	ADJ CONF.
Average RPI Loss:	170	RECORD	PCT. RANK	GAMES	SCHEDULE	OF SCHEDULE	RPI	RPI	RPI	RPI
DIV. I ONLY	10- 17	253	2- 8	267	238	267	267	15	15	
DIV. I NON-CONF.	5- 4	138	0- 0	311	344	232	232	14	14	
TOTALS	RPI 1-25	RPI 26-50	W-L RECORDS	RPI 51-100	RPI 101-150	RPI 150+				
10- 17	0- 0	0- 2	OVERALL	0- 1	1- 5	9- 9				
4- 10	0- 0	0- 1	HOME	0- 1	0- 3	4- 5				
5- 7	0- 0	0- 1	AWAY	0- 0	1- 2	4- 4				
1- 0	0- 0	0- 0	NEUTRAL	0- 0	0- 0	1- 0				
5- 4	0- 0	0- 0	NON-CONFERENCE	0- 1	0- 1	5- 2				
2- 2	0- 0	0- 0	HOME	0- 1	0- 0	2- 1				
2- 2	0- 0	0- 0	AWAY	0- 0	0- 1	2- 1				
1- 0	0- 0	0- 0	NEUTRAL	0- 0	0- 0	1- 0				
5- 13	0- 0	0- 2	CONFERENCE	0- 0	1- 4	4- 7				
2- 8	0- 0	0- 1	HOME	0- 0	0- 3	2- 4				
3- 5	0- 0	0- 1	AWAY	0- 0	1- 1	2- 3				
0- 0	0- 0	0- 0	NEUTRAL	0- 0	0- 0	2- 0				

RPI S	Opponent	Score	RPI S	Opponent	Score	RPI S	Opponent	Score	RPI S	Opponent	Score	Team's RPI: 267
40	A Arkansas St.	54 75	40	H Arkansas St.	64 85	78	H Charlotte	71 83	119	A Little Rock	32 59	
									119	H Little Rock	39 54	
									133	H La.-Lafayette	57 77	
									143	A UT Arlington	68 63	
									143	H UT Arlington	45 74	
									147	A Alabama	56 72	
									171	A Troy	78 89	
									171	H Troy	90 97	
									192	A Stetson	80 72	
									198	A South Ala.	45 83	
									198	H South Ala.	52 60	
									211	A Texas St.	71 80	
									211	H Texas St.	73 62	
									259	A Appalachian St.	80 75	
									259	H Appalachian St.	69 72	
									263	N Bethune-Cookman	68 61	
									277	A Tennessee Tech	65 72	
									278	H La.-Monroe	65 52	
									286	A Kennesaw St.	66 62	
									290	A Ga. Southern	61 60	
									290	H Ga. Southern	50 61	
									304	H Morehead St.	90 99	
									324	H North Florida	76 63	
									333	H Howard	65 58	
LAST 12 Division I GAMES:												
259	H Appalachian St.	69 72	143	H UT Arlington	45 74							
290	A Ga. Southern	61 60	211	H Texas St.	73 62							
40	H Arkansas St.	64 85	119	A Little Rock	32 59							
119	H Little Rock	39 54	40	A Arkansas St.	54 75							
171	A Troy	78 89	259	A Appalachian St.	80 75							
198	A South Ala.	45 83	290	H Ga. Southern	50 61							

Non-Div I Games:

Georgia St.

■ Loss,
■ Non-Conf,
■ S Site,
■ H Home
■ A Away
N Neutral

Average RPI Win:	190	WON-LOST	WINNING	LAST 10	STRENGTH OF	OPP. STRENGTH	TEAM	ADJ.	CONF.	ADJ CONF.
Average RPI Loss:	36	RECORD	PCT. RANK	GAMES	SCHEDULE	OF SCHEDULE	RPI	RPI	RPI	RPI
DIV. I ONLY	17- 11	109	6- 4	52	72	75	75	5	5	
DIV. I NON-CONF.	10- 3	61	0- 0	121	304	68	68	5	5	
TOTALS	RPI 1-25	RPI 26-50	W-L RECORDS	RPI 51-100	RPI 101-150	RPI 150+				
17- 11	0- 6	0- 3	OVERALL	1- 1	7- 1	9- 0				
11- 4	0- 2	0- 1	HOME	0- 1	4- 0	7- 0				
5- 6	0- 4	0- 2	AWAY	1- 0	3- 0	1- 0				
1- 1	0- 0	0- 0	NEUTRAL	0- 0	0- 1	1- 0				
10- 3	0- 1	0- 1	NON-CONFERENCE	0- 0	3- 1	7- 0				
8- 0	0- 0	0- 0	HOME	0- 0	2- 0	6- 0				
1- 2	0- 1	0- 1	AWAY	0- 0	1- 0	0- 0				
1- 1	0- 0	0- 0	NEUTRAL	0- 0	0- 1	1- 0				
7- 8	0- 5	0- 2	CONFERENCE	1- 1	4- 0	2- 0				
3- 4	0- 2	0- 1	HOME	0- 1	2- 0	1- 0				
4- 4	0- 3	0- 1	AWAY	1- 0	2- 0	1- 0				
0- 0	0- 0	0- 0	NEUTRAL	0- 0	0- 0	0- 0				

RPI 1-25				RPI 26-50				RPI 51-100				RPI 101+			
RPI	S	Opponent	Score	RPI	S	Opponent	Score	RPI	S	Opponent	Score	RPI	S	Opponent	Score
1	A	Notre Dame	76 85	35	H	Miami (FL)	55 58	54	A	Duke	64 59	107	H	Samford	66 55
1	H	Notre Dame	42 54	39	A	Indiana	60 69	96	H	Virginia	67 78	108	N	UNI	58 61
12	H	Louisville	65 78	48	A	North Carolina St.	57 65					112	A	Virginia Tech	51 34
16	A	Florida St.	69 75									113	A	IUPUI	60 50
17	A	Syracuse	52 71									116	H	Boston College	62 56
22	A	Georgia	66 78									129	A	Pittsburgh	66 60
												130	H	North Carolina	80 73
												147	H	Alabama	70 58
												177	H	Loyola Chicago	84 77
												205	H	USC Upstate	87 46
												247	A	Clemson	76 63
												247	H	Clemson	77 48
												249	N	High Point	81 61
												272	H	Prairie View	96 48
												280	H	Alabama St.	80 54
												306	H	Southeastern La.	102 49
												335	H	St. Francis Brooklyn	89 51
LAST 12 Division I GAMES:															
129	A	Pittsburgh	66 60	116	H	Boston College	62 56								
54	A	Duke	64 59	1	H	Notre Dame	42 54								
247	H	Clemson	77 48	247	A	Clemson	76 63								
35	H	Miami (FL)	55 58	96	H	Virginia	67 78								
17	A	Syracuse	52 71	130	H	North Carolina	80 73								
112	A	Virginia Tech	51 34	16	A	Florida St.	69 75								

Non-Div I Games:

Georgia Tech

■ Loss,
 ■ Non-Conf, S Site,
 ■ Home
 ■ Away
 N Neutral

Gonzaga

Through Games Of Feb. 27, 2016

Average RPI Win: 194	WON-LOST	WINNING	LAST 10	STRENGTH OF	OPP. STRENGTH	TEAM	ADJ.	CONF.	ADJ CONF.
Average RPI Loss: 73	RECORD	PCT. RANK	GAMES	SCHEDULE	OF SCHEDULE	RPI	RPI	RPI	RPI
DIV. I ONLY	18- 12	117	5- 5	98	89	104	104	8	8
DIV. I NON-CONF.	8- 4	99	0- 0	141	80	118	118	9	9
TOTALS	RPI 1-25	RPI 26-50	W-L RECORDS	RPI 51-100	RPI 101-150	RPI 150+			
18- 12	1- 2	1- 1	OVERALL	3- 7	1- 1	12- 1			
13- 4	1- 1	1- 1	HOME	2- 2	1- 0	8- 0			
5- 7	0- 1	0- 0	AWAY	1- 5	0- 0	4- 1			
0- 1	0- 0	0- 0	NEUTRAL	0- 0	0- 1	0- 0			
8- 4	0- 1	1- 1	NON-CONFERENCE	1- 1	1- 1	5- 0			
6- 2	0- 1	1- 1	HOME	0- 0	1- 0	4- 0			
2- 1	0- 0	0- 0	AWAY	1- 1	0- 0	1- 0			
0- 1	0- 0	0- 0	NEUTRAL	0- 0	0- 1	0- 0			
10- 8	1- 1	0- 0	CONFERENCE	2- 6	0- 0	7- 1			
7- 2	1- 0	0- 0	HOME	2- 2	0- 0	4- 0			
3- 6	0- 1	0- 0	AWAY	0- 4	0- 0	3- 1			
0- 0	0- 0	0- 0	NEUTRAL	0- 0	0- 0	0- 0			

RPI 1-25				RPI 26-50				RPI 51-100				RPI 101+ Team's RPI: 104			
RPI	S	Opponent	Score	RPI	S	Opponent	Score	RPI	S	Opponent	Score	RPI	S	Opponent	Score
8	H	Stanford	48 65	27	H	West Virginia	62 57	52	A	St. Mary's (CA)	47 66	130	N	North Carolina	62 67
15	A	BYU	54 58	44	H	Southern California	56 60	52	H	St. Mary's (CA)	68 69	141	H	Montana St.	65 52
15	H	BYU	73 55					68	A	Santa Clara	64 71	163	A	Pacific	83 84
								68	H	Santa Clara	53 44	163	H	Pacific	68 61
								71	A	Dayton	57 47	183	H	Eastern Wash.	78 56
								79	A	San Diego	54 63	238	H	Wyoming	61 57
								79	H	San Diego	57 58	240	A	Loyola Marymount	66 59
								84	A	Washington St.	48 55	240	H	Loyola Marymount	83 68
								99	A	San Francisco	52 71	242	H	Grand Canyon	70 44
								99	H	San Francisco	68 47	276	A	Pepperdine	74 57
												276	H	Pepperdine	56 39
												282	A	Portland	71 63
												282	H	Portland	86 51
												307	A	Colgate	80 50
												343	H	Air Force	88 35
LAST 12 Division I GAMES:															
15	H	BYU	73 55	240	H	Loyola Marymount	83 68								
79	H	San Diego	57 58	99	A	San Francisco	52 71								
163	A	Pacific	83 84	68	A	Santa Clara	64 71								
52	A	St. Mary's (CA)	47 66	163	H	Pacific	68 61								
282	H	Portland	86 51	52	H	St. Mary's (CA)	68 69								
276	H	Pepperdine	56 39	79	A	San Diego	54 63								

Non-Div I Games:

Gonzaga

■ Loss,
 ■ Non-Conf,
 S Site,
 ■ Home
 ■ Away
 N Neutral

Grambling

Through Games Of Feb. 27, 2016

Average RPI Win:	292	WON-LOST	WINNING	LAST 10	STRENGTH OF	OPP. STRENGTH	TEAM	ADJ.	CONF.	ADJ CONF.
Average RPI Loss:	160	RECORD	PCT. RANK	GAMES	SCHEDULE	OF SCHEDULE	RPI	RPI	RPI	RPI
DIV. I ONLY	12- 12	166	7- 3	224	339	180	180	32	32	
DIV. I NON-CONF.	1- 8	320	0- 0	46	84	205	205	31	31	
TOTALS	RPI 1-25	RPI 26-50	W-L RECORDS	RPI 51-100	RPI 101-150	RPI 150+				
12- 12	0- 1	0- 2	OVERALL	0- 0	0- 3	12- 6				
6- 2	0- 0	0- 0	HOME	0- 0	0- 0	6- 2				
6- 10	0- 0	0- 0	AWAY	0- 0	0- 2	6- 2				
0- 0	0- 0	0- 0	NEUTRAL	0- 0	0- 0	0- 0				
1- 8	0- 1	0- 2	NON-CONFERENCE	0- 0	0- 3	1- 2				
0- 0	0- 0	0- 0	HOME	0- 0	0- 0	0- 0				
1- 8	0- 1	0- 2	AWAY	0- 0	0- 3	1- 2				
0- 0	0- 0	0- 0	NEUTRAL	0- 0	0- 0	0- 0				
11- 4	0- 0	0- 0	CONFERENCE	0- 0	0- 0	11- 4				
6- 2	0- 0	0- 0	HOME	0- 0	0- 0	6- 2				
5- 2	0- 0	0- 0	AWAY	0- 0	0- 0	5- 2				
0- 0	0- 0	0- 0	NEUTRAL	0- 0	0- 0	0- 0				

RPI 1-25				RPI 26-50				RPI 51-100				RPI 101+ Team's RPI: 180			
RPI	S	Opponent	Score	RPI	S	Opponent	Score	RPI	S	Opponent	Score	RPI	S	Opponent	Score
3	A	Baylor	42 96	26	A	Mississippi St.	43 107					122	A	Northwestern St.	62 71
				37	A	George Washington	58 85					140	A	Texas Tech	55 70
												147	A	Alabama	57 72
												167	A	Southern U.	68 80
												167	H	Southern U.	65 52
												184	A	Tulsa	51 79
												197	A	William & Mary	55 74
												243	A	Texas Southern	49 46
												243	H	Texas Southern	50 62
												272	A	Prairie View	51 44
												272	H	Prairie View	69 66
												280	H	Alabama St.	89 69
												303	A	Jackson St.	79 58
												303	H	Jackson St.	75 61
												311	A	Alcorn	85 76
												311	H	Alcorn	66 70
												312	A	Nicholls St.	69 65
												341	A	Ark.-Pine Bluff	68 83
												341	H	Ark.-Pine Bluff	67 49
												346	H	Alabama A&M	75 56
												349	A	Mississippi Val.	65 52
LAST 12 Division I GAMES:															
341	H	Ark.-Pine Bluff	67 49	349	A	Mississippi Val.	65 52								
303	H	Jackson St.	75 61	341	A	Ark.-Pine Bluff	68 83								
243	A	Texas Southern	49 46	303	A	Jackson St.	79 58								
272	A	Prairie View	51 44	243	H	Texas Southern	50 62								
311	H	Alcorn	66 70	272	H	Prairie View	69 66								
167	H	Southern U.	65 52	311	A	Alcorn	85 76								

Non-Div I Games: Southern-N.O. 73 61 LSU-Alexandria 106 50

Grambling

Loss, Non-Conf, S Site, H Home A Away N Neutral

Grand Canyon

Through Games Of Feb. 27, 2016

Average RPI Win:	271	WON-LOST	WINNING	LAST 10	STRENGTH OF	OPP. STRENGTH	TEAM	ADJ.	CONF.	ADJ CONF.
Average RPI Loss:	147	RECORD	PCT. RANK	GAMES	SCHEDULE	OF SCHEDULE	RPI	RPI	RPI	RPI
DIV. I ONLY	12- 14	198	6- 4	274	252	242	242	26	26	
DIV. I NON-CONF.	5- 8	209	0- 0	223	188	230	230	25	25	
TOTALS	RPI 1-25	RPI 26-50	W-L RECORDS	RPI 51-100	RPI 101-150	RPI 150+				
12- 14	0- 0	0- 2	OVERALL	0- 4	1- 2	11- 6				
4- 7	0- 0	0- 0	HOME	0- 2	1- 1	3- 4				
8- 3	0- 0	0- 0	AWAY	0- 0	0- 0	8- 0				
0- 4	0- 0	0- 2	NEUTRAL	0- 1	0- 0	0- 1				
5- 8	0- 0	0- 2	NON-CONFERENCE	0- 2	1- 2	4- 2				
2- 3	0- 0	0- 0	HOME	0- 1	1- 1	1- 1				
3- 1	0- 0	0- 0	AWAY	0- 0	0- 1	3- 0				
0- 4	0- 0	0- 2	NEUTRAL	0- 1	0- 0	0- 1				
7- 6	0- 0	0- 0	CONFERENCE	0- 2	0- 0	7- 4				
2- 4	0- 0	0- 0	HOME	0- 1	0- 0	2- 3				
5- 2	0- 0	0- 0	AWAY	0- 1	0- 0	5- 1				
0- 0	0- 0	0- 0	NEUTRAL	0- 0	0- 0	0- 0				

RPI S	Opponent	Score	RPI S	Opponent	Score	RPI S	Opponent	Score	RPI S	Opponent	Score	Team's RPI: 242
27 N	West Virginia	50 68	51 H	UC Riverside	67 85	104 A	Gonzaga	44 70				
44 N	Southern California	44 75	74 N	Abilene Christian	71 75	121 H	Hawaii	41 74				
			97 A	New Mexico St.	58 60	144 H	Oral Roberts	66 64				
			97 H	New Mexico St.	44 64	185 H	Northern Colo.	69 59				
						198 H	South Ala.	56 59				
						204 A	Utah Valley	61 53				
						209 A	UTRGV	28 52				
						209 H	UTRGV	66 68				
						219 A	CSU Bakersfield	61 51				
						219 H	CSU Bakersfield	67 76				
						262 A	Seattle	67 54				
						262 H	Seattle	60 53				
						296 A	UMKC	68 59				
						296 H	UMKC	57 63				
						314 N	Fairleigh Dickinson	68 74				
						323 A	North Dakota St.	76 67				
						338 A	UC Irvine	58 53				
						340 A	Chicago St.	65 60				
						340 H	Chicago St.	74 36				
						343 A	Air Force	73 39				
LAST 12 Division I GAMES:												
219 H	CSU Bakersfield	67 76	262 A	Seattle	67 54							
340 A	Chicago St.	65 60	219 A	CSU Bakersfield	61 51							
296 A	UMKC	68 59	296 H	UMKC	57 63							
262 H	Seattle	60 53	340 H	Chicago St.	74 36							
209 H	UTRGV	66 68	204 A	Utah Valley	61 53							
97 H	New Mexico St.	44 64	97 A	New Mexico St.	58 60							

Non-Div I Games: Western St. 77 40 San Diego Christian 60 40 Arizona Christian 87 54

Grand Canyon

Loss, Non-Conf, S Site, H Home A Away N Neutral

Average RPI Win: 274	WON-LOST	WINNING	LAST 10	STRENGTH OF	OPP. STRENGTH	TEAM	ADJ.	CONF.	ADJ CONF.
Average RPI Loss: 124	RECORD	PCT. RANK	GAMES	SCHEDULE	OF SCHEDULE	RPI	RPI	RPI	RPI
DIV. I ONLY	13- 14	183	8- 2	146	271	166	166	31	31
DIV. I NON-CONF.	2- 11	306	0- 0	6	66	151	151	30	30
TOTALS	RPI 1-25	RPI 26-50	W-L RECORDS	RPI 51-100	RPI 101-150	RPI 150+			
13- 14	0- 3	0- 2	OVERALL	0- 3	1- 1	12- 5			
6- 4	0- 0	0- 1	HOME	0- 1	0- 0	6- 2			
5- 10	0- 3	0- 1	AWAY	0- 2	0- 1	5- 3			
2- 0	0- 0	0- 0	NEUTRAL	0- 0	1- 0	1- 0			
2- 11	0- 3	0- 2	NON-CONFERENCE	0- 3	1- 1	1- 2			
0- 3	0- 0	0- 1	HOME	0- 1	0- 0	0- 1			
0- 8	0- 3	0- 1	AWAY	0- 2	0- 1	0- 1			
2- 0	0- 0	0- 0	NEUTRAL	0- 0	1- 0	1- 0			
11- 3	0- 0	0- 0	CONFERENCE	0- 0	0- 0	11- 3			
6- 1	0- 0	0- 0	HOME	0- 0	0- 0	6- 1			
5- 2	0- 0	0- 0	AWAY	0- 0	0- 0	5- 2			
0- 0	0- 0	0- 0	NEUTRAL	0- 0	0- 0	0- 0			

RPI 1-25				RPI 26-50				RPI 51-100				RPI 101+ Team's RPI: 166			
RPI	S	Opponent	Score	RPI	S	Opponent	Score	RPI	S	Opponent	Score	RPI	S	Opponent	Score
2	A	South Carolina	48 86	33	A	Princeton	55 79	70	A	Oregon	51 86	109	A	Iowa St.	59 95
6	A	Texas	52 79	41	H	James Madison	56 68	82	H	Drexel	36 57	127	N	Wake Forest	47 42
23	A	UTEP	54 78					84	A	Washington St.	61 68	192	A	Stetson	59 68
												206	H	Lehigh	56 63
												214	A	N.C. A&T	55 52
												216	N	Rhode Island	59 54
												248	A	Morgan St.	65 51
												248	H	Morgan St.	60 47
												255	A	Coppin St.	64 68
												263	H	Bethune-Cookman	60 45
												285	A	UMES	76 55
												292	H	Savannah St.	65 53
												294	H	Florida A&M	59 66
												308	H	South Carolina St.	63 50
												330	A	Delaware St.	63 54
												333	A	Howard	77 83
												333	H	Howard	77 48
												347	H	Norfolk St.	73 62
												348	A	N.C. Central	76 42
LAST 12 Division I GAMES:															
333	H	Howard	77 48	347	H	Norfolk St.	73 62								
330	A	Delaware St.	63 54	308	H	South Carolina St.	63 50								
255	A	Coppin St.	64 68	292	H	Savannah St.	65 53								
248	H	Morgan St.	60 47	348	A	N.C. Central	76 42								
333	A	Howard	77 83	214	A	N.C. A&T	55 52								
285	A	UMES	76 55	294	H	Florida A&M	59 66								

Non-Div I Games:

Hampton

■ Loss,
 ■ Non-Conf, S Site,
 ■ Home
 ■ Away
 N Neutral

Hartford

Through Games Of Feb. 27, 2016

Average RPI Win:	258	WON-LOST	WINNING	LAST 10	STRENGTH OF	OPP. STRENGTH	TEAM	ADJ.	CONF.	ADJ CONF.
Average RPI Loss:	130	RECORD	PCT. RANK	GAMES	SCHEDULE	OF SCHEDULE	RPI	RPI	RPI	RPI
DIV. I ONLY	11- 17	232	4- 6	153	199	210	210	16	16	
DIV. I NON-CONF.	4- 9	245	0- 0	103	143	207	207	18	18	
TOTALS	RPI 1-25	RPI 26-50	W-L RECORDS	RPI 51-100	RPI 101-150	RPI 150+				
11- 17	0- 1	0- 1	OVERALL	0- 6	0- 3	11- 6				
7- 6	0- 1	0- 0	HOME	0- 2	0- 1	7- 2				
4- 11	0- 0	0- 1	AWAY	0- 4	0- 2	4- 4				
0- 0	0- 0	0- 0	NEUTRAL	0- 0	0- 0	0- 0				
4- 9	0- 1	0- 1	NON-CONFERENCE	0- 3	0- 1	4- 3				
3- 2	0- 1	0- 0	HOME	0- 0	0- 0	3- 1				
1- 7	0- 0	0- 1	AWAY	0- 3	0- 1	1- 2				
0- 0	0- 0	0- 0	NEUTRAL	0- 0	0- 0	0- 0				
7- 8	0- 0	0- 0	CONFERENCE	0- 3	0- 2	7- 3				
4- 4	0- 0	0- 0	HOME	0- 2	0- 1	4- 1				
3- 4	0- 0	0- 0	AWAY	0- 1	0- 1	3- 2				
0- 0	0- 0	0- 0	NEUTRAL	0- 0	0- 0	0- 0				

RPI 1-25				RPI 26-50				RPI 51-100				RPI 101+				Team's RPI: 210
RPI	S	Opponent	Score	RPI	S	Opponent	Score	RPI	S	Opponent	Score	RPI	S	Opponent	Score	
7	H	Arizona St.	29 60	37	A	George Washington	51 82	53	H	Albany (NY)	41 78	116	A	Boston College	28 62	
								61	A	FGCU	44 64	146	A	Stony Brook	35 58	
								64	A	Michigan	47 83	146	H	Stony Brook	42 45	
								69	A	Maine	43 61	158	H	Cornell	53 50	
								69	H	Maine	44 50	169	A	UMBC	51 58	
								90	A	Quinnipiac	69 71	169	H	UMBC	65 57	
												202	A	Sacred Heart	68 67	
												207	A	Massachusetts	57 63	
												229	A	Binghamton	41 39	
												229	H	Binghamton	47 53	
												233	H	Dartmouth	36 43	
												254	A	New Hampshire	42 53	
												254	H	New Hampshire	48 44	
												264	A	Providence	50 69	
												284	H	Central Conn. St.	49 41	
												289	A	Vermont	51 47	
												289	H	Vermont	52 50	
												317	A	UMass Lowell	75 70	
												317	H	UMass Lowell	72 59	
												327	H	Lafayette	55 50	
LAST 12 Division I GAMES:																
				69	H	Maine	44 50					317	A	UMass Lowell	75 70	
				254	A	New Hampshire	42 53					53	H	Albany (NY)	41 78	
				169	A	UMBC	51 58					69	A	Maine	43 61	
				289	H	Vermont	52 50					254	H	New Hampshire	48 44	
				229	A	Binghamton	41 39					169	H	UMBC	65 57	
				146	H	Stony Brook	42 45					146	A	Stony Brook	35 58	

Non-Div I Games:

Hartford

■ Loss,
 ■ Non-Conf,
 S Site,
 ■ Home
 ■ Away
 N Neutral

Average RPI Win:	197	WON-LOST	WINNING	LAST 10	STRENGTH OF	OPP. STRENGTH	TEAM	ADJ.	CONF.	ADJ CONF.
Average RPI Loss:	104	RECORD	PCT. RANK	GAMES	SCHEDULE	OF SCHEDULE	RPI	RPI	RPI	RPI
DIV. I ONLY	14- 11	136	8- 2	75	162	100	100	10	10	
DIV. I NON-CONF.	5- 8	209	0- 0	80	158	149	149	12	12	
TOTALS	RPI 1-25	RPI 26-50	W-L RECORDS	RPI 51-100	RPI 101-150	RPI 150+				
14- 11	0- 0	0- 4	OVERALL	0- 3	2- 1	12- 3				
6- 5	0- 0	0- 2	HOME	0- 2	0- 0	6- 1				
7- 6	0- 0	0- 2	AWAY	0- 1	1- 1	6- 2				
1- 0	0- 0	0- 0	NEUTRAL	0- 0	1- 0	0- 0				
5- 8	0- 0	0- 2	NON-CONFERENCE	0- 3	2- 1	3- 2				
2- 2	0- 0	0- 0	HOME	0- 2	0- 0	2- 0				
2- 6	0- 0	0- 2	AWAY	0- 1	1- 1	1- 2				
1- 0	0- 0	0- 0	NEUTRAL	0- 0	1- 0	0- 0				
9- 3	0- 0	0- 2	CONFERENCE	0- 0	0- 0	9- 1				
4- 3	0- 0	0- 2	HOME	0- 0	0- 0	4- 1				
5- 0	0- 0	0- 0	AWAY	0- 0	0- 0	5- 0				
0- 0	0- 0	0- 0	NEUTRAL	0- 0	0- 0	0- 0				

RPI S	Opponent	Score	RPI S	Opponent	Score	RPI S	Opponent	Score	RPI S	Opponent	Score
30	A South Fla.	59 86	33	H Princeton	83 92	61	A FGCU	65 74	106	N Toledo	76 70
36	H Penn	48 68	36	H Penn	48 68	69	H Maine	53 64	107	A Samford	60 54
47	A Chattanooga	58 62	47	A Chattanooga	58 62	86	H Eastern Mich.	81 85	146	A Stony Brook	63 64
Team's RPI: 100											
LAST 12 Division I GAMES:											
215	H Brown	92 79	33	H Princeton	83 92	158	A Cornell	65 56	216	A Rhode Island	52 56
162	H Yale	65 63	36	H Penn	48 68	158	H Cornell	68 63	223	A Rice	67 61
158	H Cornell	68 63	236	A Columbia	69 66	162	A Yale	72 69	233	A Dartmouth	56 43
236	H Columbia	84 54	158	A Cornell	65 56	162	H Yale	65 63	233	H Dartmouth	64 70
162	A Yale	72 69	233	H Dartmouth	64 70	191	A Fairfield	50 67	236	A Columbia	69 66
215	A Brown	87 79	233	A Dartmouth	56 43	207	H Massachusetts	67 65	236	H Columbia	84 54
						215	A Brown	87 79	344	H Boston U.	73 55
						215	H Brown	92 79			

Non-Div I Games:

Harvard

Average RPI Win:	244	WON-LOST	WINNING	LAST 10	STRENGTH OF	OPP. STRENGTH	TEAM	ADJ.	CONF.	ADJ CONF.
Average RPI Loss:	75	RECORD	PCT. RANK	GAMES	SCHEDULE	OF SCHEDULE	RPI	RPI	RPI	RPI
DIV. I ONLY	17- 10	97	8- 2	173	158	121	121	22	22	
DIV. I NON-CONF.	7- 6	156	0- 0	78	15	110	110	21	21	
TOTALS	RPI 1-25	RPI 26-50	W-L RECORDS	RPI 51-100	RPI 101-150	RPI 150+				
17- 10	0- 4	0- 1	OVERALL	0- 3	2- 0	15- 2				
7- 5	0- 2	0- 1	HOME	0- 2	1- 0	6- 0				
10- 3	0- 0	0- 0	AWAY	0- 1	1- 0	9- 2				
0- 2	0- 2	0- 0	NEUTRAL	0- 0	0- 0	0- 0				
7- 6	0- 4	0- 1	NON-CONFERENCE	0- 1	0- 0	7- 0				
2- 4	0- 2	0- 1	HOME	0- 1	0- 0	2- 0				
5- 0	0- 0	0- 0	AWAY	0- 0	0- 0	5- 0				
0- 2	0- 2	0- 0	NEUTRAL	0- 0	0- 0	0- 0				
10- 4	0- 0	0- 0	CONFERENCE	0- 2	2- 0	8- 2				
5- 1	0- 0	0- 0	HOME	0- 1	1- 0	4- 0				
5- 3	0- 0	0- 0	AWAY	0- 1	1- 0	4- 2				
0- 0	0- 0	0- 0	NEUTRAL	0- 0	0- 0	0- 0				

RPI 1-25				RPI 26-50				RPI 51-100				RPI 101+ Team's RPI: 121			
RPI	S	Opponent	Score	RPI	S	Opponent	Score	RPI	S	Opponent	Score	RPI	S	Opponent	Score
2	H	South Carolina	51 67	36	H	Penn	54 64	51	A	UC Riverside	77 81	134	A	Long Beach St.	67 55
7	H	Arizona St.	49 75					51	H	UC Riverside	74 77	134	H	Long Beach St.	60 42
13	N	Texas A&M	41 82					84	H	Washington St.	52 62	175	A	Sacramento St.	74 72
15	N	BYU	56 67									190	A	UC Davis	58 60
												190	H	UC Davis	70 50
												193	A	Cal Poly	64 58
												194	A	San Jose St.	76 73
												219	A	CSU Bakersfield	65 55
												219	H	CSU Bakersfield	74 60
												240	H	Loyola Marymount	65 51
												242	A	Grand Canyon	74 41
												266	A	UC Santa Barbara	63 62
												291	A	Northern Ariz.	61 52
												297	A	CSUN	60 63
												297	H	CSUN	77 50
												337	A	Cal St. Fullerton	70 50
												337	H	Cal St. Fullerton	62 53
												338	A	UC Irvine	83 65
												338	H	UC Irvine	59 35
LAST 12 Division I GAMES:															
				51	A	UC Riverside	77 81	338	H	UC Irvine	59 35				
				337	A	Cal St. Fullerton	70 50	337	H	Cal St. Fullerton	62 53				
				190	H	UC Davis	70 50	297	A	CSUN	60 63				
				134	H	Long Beach St.	60 42	338	A	UC Irvine	83 65				
				266	A	UC Santa Barbara	63 62	51	H	UC Riverside	74 77				
				193	A	Cal Poly	64 58	297	H	CSUN	77 50				

Non-Div I Games:

Hawaii

■ Loss,
 ■ Non-Conf, S Site,
 ■ Home
 ■ Away
 N Neutral

Average RPI Win:	276	WON-LOST	WINNING	LAST 10	STRENGTH OF	OPP. STRENGTH	TEAM	ADJ.	CONF.	ADJ CONF.
Average RPI Loss:	156	RECORD	PCT. RANK	GAMES	SCHEDULE	OF SCHEDULE	RPI	RPI	RPI	RPI
DIV. I ONLY	10- 16	240	5- 5	215	248	249	249	28	28	
DIV. I NON-CONF.	0- 8	338	0- 0	84	29	288	288	29	29	
TOTALS	RPI 1-25	RPI 26-50	W-L RECORDS	RPI 51-100	RPI 101-150	RPI 150+				
10- 16	0- 1	0- 1	OVERALL	0- 3	0- 4	10- 7				
5- 6	0- 0	0- 0	HOME	0- 1	0- 2	5- 3				
5- 8	0- 1	0- 1	AWAY	0- 1	0- 1	5- 4				
0- 2	0- 0	0- 0	NEUTRAL	0- 1	0- 1	0- 0				
0- 8	0- 1	0- 1	NON-CONFERENCE	0- 3	0- 1	0- 2				
0- 2	0- 0	0- 0	HOME	0- 1	0- 0	0- 1				
0- 4	0- 1	0- 1	AWAY	0- 1	0- 0	0- 1				
0- 2	0- 0	0- 0	NEUTRAL	0- 1	0- 1	0- 0				
10- 8	0- 0	0- 0	CONFERENCE	0- 0	0- 3	10- 5				
5- 4	0- 0	0- 0	HOME	0- 0	0- 2	5- 2				
5- 4	0- 0	0- 0	AWAY	0- 0	0- 1	5- 3				
0- 0	0- 0	0- 0	NEUTRAL	0- 0	0- 0	0- 0				

RPI 1-25				RPI 26-50				RPI 51-100				RPI 101+ Team's RPI: 249			
RPI	S	Opponent	Score	RPI	S	Opponent	Score	RPI	S	Opponent	Score	RPI	S	Opponent	Score
11	A	Maryland	50 105	48	A	North Carolina St.	48 89	75	N	Georgia Tech	61 81	118	A	Liberty	43 56
								81	H	VCU	39 69	118	H	Liberty	68 73
								95	A	Elon	69 80	136	H	UNC Asheville	81 82
												149	N	UAB	46 56
												176	H	Davidson	60 62
												189	A	Gardner-Webb	70 82
												189	H	Gardner-Webb	72 79
												200	A	Radford	56 54
												200	H	Radford	71 66
												228	A	Presbyterian	70 82
												228	H	Presbyterian	61 47
												269	A	Campbell	69 55
												271	A	Coastal Caro.	53 79
												271	H	Coastal Caro.	53 52
												298	A	Charleston So.	78 72
												298	H	Charleston So.	62 64
												310	A	UNCG	72 82
												321	A	Longwood	89 70
												321	H	Longwood	79 68
												325	A	Winthrop	74 67
												325	H	Winthrop	80 60
LAST 12 Division I GAMES:															
298	A	Charleston So.	78 72	228	H	Presbyterian	61 47								
118	H	Liberty	68 73	118	A	Liberty	43 56								
325	H	Winthrop	80 60	200	A	Radford	56 54								
321	A	Longwood	89 70	136	H	UNC Asheville	81 82								
189	H	Gardner-Webb	72 79	325	A	Winthrop	74 67								
271	A	Coastal Caro.	53 79	269	A	Campbell	69 55								

Non-Div I Games: Greensboro 82 49

High Point

■ Loss,
 ■ Non-Conf, S Site,
 ■ Home
 ■ Away
 N Neutral

Average RPI Win:	203	WON-LOST	WINNING	LAST 10	STRENGTH OF	OPP. STRENGTH	TEAM	ADJ.	CONF.	ADJ CONF.
Average RPI Loss:	92	RECORD	PCT. RANK	GAMES	SCHEDULE	OF SCHEDULE	RPI	RPI	RPI	RPI
DIV. I ONLY	20- 7	58	6- 4	161	137	73	73	13	13	
DIV. I NON-CONF.	9- 2	37	0- 0	200	162	60	60	11	11	
TOTALS	RPI 1-25	RPI 26-50	W-L RECORDS	RPI 51-100	RPI 101-150	RPI 150+				
20- 7	0- 1	0- 2	OVERALL	2- 2	3- 0	15- 2				
11- 1	0- 0	0- 1	HOME	2- 0	3- 0	6- 0				
8- 5	0- 0	0- 1	AWAY	0- 2	0- 0	8- 2				
1- 1	0- 1	0- 0	NEUTRAL	0- 0	0- 0	1- 0				
9- 2	0- 1	0- 0	NON-CONFERENCE	0- 0	3- 0	6- 1				
4- 0	0- 0	0- 0	HOME	0- 0	3- 0	1- 0				
4- 1	0- 0	0- 0	AWAY	0- 0	0- 0	4- 1				
1- 1	0- 1	0- 0	NEUTRAL	0- 0	0- 0	1- 0				
11- 5	0- 0	0- 2	CONFERENCE	2- 2	0- 0	9- 1				
7- 1	0- 0	0- 1	HOME	2- 0	0- 0	5- 0				
4- 4	0- 0	0- 1	AWAY	0- 2	0- 0	4- 1				
0- 0	0- 0	0- 0	NEUTRAL	0- 0	0- 0	0- 0				

RPI 1-25				RPI 26-50				RPI 51-100				Team's RPI: 73		RPI 101+			
RPI	S	Opponent	Score	RPI	S	Opponent	Score	RPI	S	Opponent	Score			RPI	S	Opponent	Score
9	N	Oregon St.	50 73	41	A	James Madison	42 57	82	A	Drexel	64 67			101	H	Saint Joseph's	75 62
				41	H	James Madison	54 71	82	H	Drexel	61 54			120	H	Buffalo	79 36
								95	A	Elon	60 61			146	H	Stony Brook	71 66
								95	H	Elon	59 49			160	H	Northeastern	75 50
														170	A	Delaware	47 54
														170	H	Delaware	58 49
														172	A	Marist	71 67
														191	A	Fairfield	67 53
														197	A	William & Mary	61 53
														197	H	William & Mary	75 45
														207	A	Massachusetts	56 57
														221	H	Navy	65 63
														235	A	Col. of Charleston	62 58
														256	A	UNCW	68 64
														256	H	UNCW	62 38
														271	N	Coastal Caro.	82 40
														279	A	American	60 51
														287	A	Towson	74 56
														287	H	Towson	64 60
														330	A	Delaware St.	66 49
LAST 12 Division I GAMES:																	
				82	H	Drexel	61 54	41	H	James Madison	54 71						
				170	A	Delaware	47 54	95	H	Elon	59 49						
				256	H	UNCW	62 38	82	A	Drexel	64 67						
				41	A	James Madison	42 57	287	H	Towson	64 60						
				197	A	William & Mary	61 53	160	H	Northeastern	75 50						
				287	A	Towson	74 56	197	H	William & Mary	75 45						

Non-Div I Games:

Hofstra

■ Loss,
 ■ Non-Conf, S Site,
 ■ Home
 ■ Away
 N Neutral

Holy Cross

Through Games Of Feb. 27, 2016

Average RPI Win:	284	WON-LOST	WINNING	LAST 10	STRENGTH OF	OPP. STRENGTH	TEAM	ADJ.	CONF.	ADJ CONF.
Average RPI Loss:	157	RECORD	PCT. RANK	GAMES	SCHEDULE	OF SCHEDULE	RPI	RPI	RPI	RPI
DIV. I ONLY	13- 15	193	6- 4	289	258	250	250	25	25	
DIV. I NON-CONF.	3- 8	258	0- 0	295	163	319	319	27	27	
TOTALS	RPI 1-25	RPI 26-50	W-L RECORDS	RPI 51-100	RPI 101-150	RPI 150+				
13- 15	0- 0	0- 0	OVERALL	0- 5	0- 3	13- 7				
9- 5	0- 0	0- 0	HOME	0- 2	0- 0	9- 3				
4- 10	0- 0	0- 0	AWAY	0- 3	0- 3	4- 4				
0- 0	0- 0	0- 0	NEUTRAL	0- 0	0- 0	0- 0				
3- 8	0- 0	0- 0	NON-CONFERENCE	0- 1	0- 3	3- 4				
3- 2	0- 0	0- 0	HOME	0- 0	0- 0	3- 2				
0- 6	0- 0	0- 0	AWAY	0- 1	0- 3	0- 2				
0- 0	0- 0	0- 0	NEUTRAL	0- 0	0- 0	0- 0				
10- 7	0- 0	0- 0	CONFERENCE	0- 4	0- 0	10- 3				
6- 3	0- 0	0- 0	HOME	0- 2	0- 0	6- 1				
4- 4	0- 0	0- 0	AWAY	0- 2	0- 0	4- 2				
0- 0	0- 0	0- 0	NEUTRAL	0- 0	0- 0	0- 0				

RPI 1-25			RPI 26-50			RPI 51-100			RPI 101+			Team's RPI: 250			
RPI	S	Opponent	Score	RPI	S	Opponent	Score	RPI	S	Opponent	Score	RPI	S	Opponent	Score
								67	A	Army West Point	58 77	116	A	Boston College	51 60
								67	H	Army West Point	49 80	125	A	Penn St.	82 86
								85	A	Bucknell	64 74	129	A	Pittsburgh	50 56
								85	H	Bucknell	51 58	162	A	Yale	59 69
								90	A	Quinnipiac	61 74	206	A	Lehigh	58 61
												206	H	Lehigh	77 71
												207	H	Massachusetts	60 74
												221	A	Navy	49 50
												221	H	Navy	57 49
												225	H	Manhattan	58 44
												233	H	Dartmouth	54 60
												239	H	Bryant	65 64
												241	H	Loyola Maryland	49 59
												279	A	American	59 50
												279	H	American	59 54
												289	H	Vermont	77 63
												307	A	Colgate	80 71
												307	H	Colgate	70 61
												317	A	UMass Lowell	67 75
												327	A	Lafayette	57 54
												327	H	Lafayette	66 49
												344	A	Boston U.	60 41
												344	H	Boston U.	74 50
LAST 12 Division I GAMES:															
				344	H	Boston U.	74 50					85	A	Bucknell	64 74
				241	H	Loyola Maryland	49 59					307	H	Colgate	70 61
				279	A	American	59 50					221	A	Navy	49 50
				67	H	Army West Point	49 80					279	H	American	59 54
				206	H	Lehigh	77 71					67	A	Army West Point	58 77
				327	A	Lafayette	57 54					206	A	Lehigh	58 61

Non-Div I Games:

Holy Cross

■ Loss,
 ■ Non-Conf, S Site,
 ■ Home
 ■ Away
 N Neutral

Average RPI Win: 242	WON-LOST	WINNING	LAST 10	STRENGTH OF	OPP. STRENGTH	TEAM	ADJ.	CONF.	ADJ CONF.
Average RPI Loss: 136	RECORD	PCT. RANK	GAMES	SCHEDULE	OF SCHEDULE	RPI	RPI	RPI	RPI
DIV. I ONLY	6- 22	306	2- 8	199	106	281	281	9	9
DIV. I NON-CONF.	4- 7	222	0- 0	175	290	218	218	7	7
TOTALS	RPI 1-25	RPI 26-50	W-L RECORDS	RPI 51-100	RPI 101-150	RPI 150+			
6- 22	0- 1	0- 2	OVERALL	0- 5	1- 3	5- 11			
2- 10	0- 1	0- 0	HOME	0- 2	1- 1	1- 6			
4- 9	0- 0	0- 1	AWAY	0- 2	0- 1	4- 5			
0- 3	0- 0	0- 1	NEUTRAL	0- 1	0- 1	0- 0			
4- 7	0- 0	0- 1	NON-CONFERENCE	0- 1	1- 2	3- 3			
1- 3	0- 0	0- 0	HOME	0- 0	1- 1	0- 2			
3- 1	0- 0	0- 0	AWAY	0- 0	0- 0	3- 1			
0- 3	0- 0	0- 1	NEUTRAL	0- 1	0- 1	0- 0			
2- 15	0- 1	0- 1	CONFERENCE	0- 4	0- 1	2- 8			
1- 7	0- 1	0- 0	HOME	0- 2	0- 0	1- 4			
1- 8	0- 0	0- 1	AWAY	0- 2	0- 1	1- 4			
0- 0	0- 0	0- 0	NEUTRAL	0- 0	0- 0	0- 0			

RPI S Opponent	Score	RPI S Opponent	Score	RPI S Opponent	Score	RPI S Opponent	Score	Team's RPI: 281
4 H UConn	37 76	30 A South Fla.	49 73	62 N Iowa	50 64	102 A Memphis	57 74	
		37 N George Washington	78 82	63 A Temple	48 78	103 N Wright St.	61 75	
				63 H Temple	66 75	133 H La.-Lafayette	52 51	
				80 A Tulane	48 70	134 H Long Beach St.	41 47	
				80 H Tulane	56 59	164 A East Carolina	70 76	
						164 H East Carolina	59 68	
						179 A SMU	63 54	
						179 H SMU	48 50	
						184 A Tulsa	28 44	
						184 H Tulsa	62 79	
						203 H UNLV	60 63	
						209 H UTRGV	45 55	
						220 A Cincinnati	50 56	
						220 H Cincinnati	61 67	
						223 A Rice	62 59	
						235 A Col. of Charleston	48 55	
						270 A UCF	62 65	
						270 H UCF	64 55	
						313 A A&M-Corpus Christi	76 73	
						334 A Incarnate Word	67 51	
LAST 12 Division I GAMES:								
179 A SMU	63 54	270 H UCF	64 55					
270 A UCF	62 65	220 A Cincinnati	50 56					
220 H Cincinnati	61 67	30 A South Fla.	49 73					
164 H East Carolina	59 68	63 A Temple	48 78					
184 A Tulsa	28 44	184 H Tulsa	62 79					
80 H Tulane	56 59	164 A East Carolina	70 76					

Non-Div I Games:

Houston

■ Loss,
 ■ Non-Conf, S Site,
 ■ Home
 ■ Away
 N Neutral

Houston Baptist

Through Games Of Feb. 27, 2016

Average RPI Win:	290	WON-LOST	WINNING	LAST 10	STRENGTH OF	OPP. STRENGTH	TEAM	ADJ.	CONF.	ADJ CONF.
Average RPI Loss:	162	RECORD	PCT. RANK	GAMES	SCHEDULE	OF SCHEDULE	RPI	RPI	RPI	RPI
DIV. I ONLY	9- 14	238	4- 6	222	296	245	245	27	27	
DIV. I NON-CONF.	2- 5	253	0- 0	131	309	217	217	26	26	
TOTALS	RPI 1-25	RPI 26-50	W-L RECORDS	RPI 51-100	RPI 101-150	RPI 150+				
9- 14	0- 1	0- 0	OVERALL	0- 2	0- 3	9- 8				
4- 5	0- 0	0- 0	HOME	0- 1	0- 1	4- 3				
4- 9	0- 1	0- 0	AWAY	0- 1	0- 2	4- 5				
1- 0	0- 0	0- 0	NEUTRAL	0- 0	0- 0	1- 0				
2- 5	0- 1	0- 0	NON-CONFERENCE	0- 0	0- 1	2- 3				
0- 2	0- 0	0- 0	HOME	0- 0	0- 1	0- 1				
1- 3	0- 1	0- 0	AWAY	0- 0	0- 0	1- 2				
1- 0	0- 0	0- 0	NEUTRAL	0- 0	0- 0	1- 0				
7- 9	0- 0	0- 0	CONFERENCE	0- 2	0- 2	7- 5				
4- 3	0- 0	0- 0	HOME	0- 1	0- 0	4- 2				
3- 6	0- 0	0- 0	AWAY	0- 1	0- 2	3- 3				
0- 0	0- 0	0- 0	NEUTRAL	0- 0	0- 0	0- 0				

RPI	S	Opponent	Score	RPI	S	Opponent	Score	RPI	S	Opponent	Score	RPI	S	Opponent	Score	Team's RPI: 245
23	A	UTEP	63 98					74	A	Abilene Christian	60 77	114	A	Central Ark.	44 45	
								74	H	Abilene Christian	55 76	122	A	Northwestern St.	44 55	
												143	H	UT Arlington	40 64	
												156	H	McNeese St.	64 71	
												182	A	New Mexico	57 65	
												201	A	Stephen F. Austin	54 66	
												201	H	Stephen F. Austin	50 64	
												211	H	Texas St.	66 71	
												227	A	Sam Houston St.	70 78	
												227	H	Sam Houston St.	67 63	
												243	A	Texas Southern	77 65	
												257	N	Omaha	64 51	
												260	A	UTSA	50 79	
												283	A	Lamar	70 77	
												283	H	Lamar	77 66	
												306	H	Southeastern La.	64 56	
												312	H	Nicholls St.	80 71	
												313	A	A&M-Corpus Christi	73 59	
												331	A	New Orleans	71 51	
												334	A	Incarnate Word	62 61	
LAST 12 Division I GAMES:																
201	A	Stephen F. Austin	54 66	313	A	A&M-Corpus Christi	73 59									
74	H	Abilene Christian	55 76	227	H	Sam Houston St.	67 63									
334	A	Incarnate Word	62 61	74	A	Abilene Christian	60 77									
227	A	Sam Houston St.	70 78	283	A	Lamar	70 77									
283	H	Lamar	77 66	331	A	New Orleans	71 51									
201	H	Stephen F. Austin	50 64	114	A	Central Ark.	44 45									

Non-Div I Games: Trinity (TX) 60 46 Huston-Tillotson 96 65 Paul Quinn 95 42

Houston Baptist

Loss, Non-Conf, S Site, H Home A Away N Neutral

Average RPI Win: 249	WON-LOST	WINNING	LAST 10	STRENGTH OF	OPP. STRENGTH	TEAM	ADJ.	CONF.	ADJ CONF.
Average RPI Loss: 222	RECORD	PCT. RANK	GAMES	SCHEDULE	OF SCHEDULE	RPI	RPI	RPI	RPI
DIV. I ONLY	5- 23	316	2- 8	312	309	333	333	31	31
DIV. I NON-CONF.	2- 11	306	0- 0	210	196	291	291	30	30
TOTALS	RPI 1-25	RPI 26-50	W-L RECORDS	RPI 51-100	RPI 101-150	RPI 150+			
5- 23	0- 2	0- 0	OVERALL	0- 0	0- 3	5- 18			
2- 10	0- 0	0- 0	HOME	0- 0	0- 0	2- 10			
3- 12	0- 1	0- 0	AWAY	0- 0	0- 2	3- 8			
0- 1	0- 0	0- 0	NEUTRAL	0- 0	0- 1	0- 0			
2- 11	0- 2	0- 0	NON-CONFERENCE	0- 0	0- 3	2- 6			
1- 3	0- 0	0- 0	HOME	0- 0	0- 0	1- 3			
1- 7	0- 2	0- 0	AWAY	0- 0	0- 2	1- 3			
0- 1	0- 0	0- 0	NEUTRAL	0- 0	0- 1	0- 0			
3- 12	0- 0	0- 0	CONFERENCE	0- 0	0- 0	3- 12			
1- 7	0- 0	0- 0	HOME	0- 0	0- 0	1- 7			
2- 5	0- 0	0- 0	AWAY	0- 0	0- 0	2- 5			
0- 0	0- 0	0- 0	NEUTRAL	0- 0	0- 0	0- 0			

RPI 1-25				RPI 26-50				RPI 51-100				RPI 101+ Team's RPI: 333			
RPI	S	Opponent	Score	RPI	S	Opponent	Score	RPI	S	Opponent	Score	RPI	S	Opponent	Score
17	A	Syracuse	48 97									110	N	Mercer	53 70
24	A	Duquesne	62 86									117	A	Northwestern	49 89
												135	A	Arizona	28 65
												153	A	Xavier	47 70
												154	H	Old Dominion	64 83
												158	H	Cornell	76 74
												166	A	Hampton	48 77
												166	H	Hampton	83 77
												214	A	N.C. A&T	70 88
												234	A	Ill.-Chicago	48 75
												248	A	Morgan St.	66 78
												255	A	Coppin St.	71 69
												255	H	Coppin St.	67 83
												263	H	Bethune-Cookman	77 81
												267	A	Georgia St.	58 65
												275	H	La Salle	68 71
												285	A	UMES	59 62
												285	H	UMES	57 79
												292	H	Savannah St.	64 69
												294	H	Florida A&M	53 64
												308	H	South Carolina St.	63 65
												319	A	Mt. St. Mary's	62 49
												326	H	LIU Brooklyn	72 89
												330	A	Delaware St.	86 87
												347	H	Norfolk St.	108 110
												348	A	N.C. Central	68 61
LAST 12 Division I GAMES:															
166	A	Hampton	48 77	347	H	Norfolk St.	108 110								
308	H	South Carolina St.	63 65	285	A	UMES	59 62								
292	H	Savannah St.	64 69	248	A	Morgan St.	66 78								
285	H	UMES	57 79	263	H	Bethune-Cookman	77 81								
255	A	Coppin St.	71 69	294	H	Florida A&M	53 64								
166	H	Hampton	83 77	330	A	Delaware St.	86 87								

Non-Div I Games:

Howard

■ Loss,
 ■ Non-Conf,
 ■ S Site,
 ■ Home
 ■ A Away
 N Neutral

Average RPI Win:	286	WON-LOST	WINNING	LAST 10	STRENGTH OF	OPP. STRENGTH	TEAM	ADJ.	CONF.	ADJ CONF.
Average RPI Loss:	158	RECORD	PCT. RANK	GAMES	SCHEDULE	OF SCHEDULE	RPI	RPI	RPI	RPI
DIV. I ONLY	5- 22	312	3- 7	184	242	315	315	18	18	
DIV. I NON-CONF.	2- 9	296	0- 0	181	278	302	302	19	19	
TOTALS	RPI 1-25	RPI 26-50	W-L RECORDS	RPI 51-100	RPI 101-150	RPI 150+				
5- 22	0- 0	0- 2	OVERALL	0- 4	1- 6	4- 10				
5- 8	0- 0	0- 1	HOME	0- 2	1- 2	4- 3				
0- 14	0- 0	0- 1	AWAY	0- 2	0- 4	0- 7				
0- 0	0- 0	0- 0	NEUTRAL	0- 0	0- 0	0- 0				
2- 9	0- 0	0- 2	NON-CONFERENCE	0- 0	0- 3	2- 4				
2- 3	0- 0	0- 1	HOME	0- 0	0- 1	2- 1				
0- 6	0- 0	0- 1	AWAY	0- 0	0- 2	0- 3				
0- 0	0- 0	0- 0	NEUTRAL	0- 0	0- 0	0- 0				
3- 13	0- 0	0- 0	CONFERENCE	0- 4	1- 3	2- 6				
3- 5	0- 0	0- 0	HOME	0- 2	1- 1	2- 2				
0- 8	0- 0	0- 0	AWAY	0- 2	0- 2	0- 4				
0- 0	0- 0	0- 0	NEUTRAL	0- 0	0- 0	0- 0				

RPI 1-25				RPI 26-50				RPI 51-100				RPI 101+ Team's RPI: 315			
RPI	S	Opponent	Score	RPI	S	Opponent	Score	RPI	S	Opponent	Score	RPI	S	Opponent	Score
				39	H	Indiana	72 79	58	A	South Dakota	60 92	113	A	IUPUI	52 63
				43	A	Ohio	52 79	58	H	South Dakota	63 90	113	H	IUPUI	50 69
								65	A	South Dakota St.	64 92	137	H	Western Mich.	48 70
								65	H	South Dakota St.	42 61	138	A	Northern Ky.	64 77
												144	A	Oral Roberts	59 61
												144	H	Oral Roberts	54 48
												150	A	Milwaukee	60 73
												151	A	Detroit	63 64
												191	A	Fairfield	62 74
												205	H	USC Upstate	81 84
												217	A	Oakland	74 81
												230	A	Western Ill.	87 88
												230	H	Western Ill.	74 78
												257	A	Omaha	64 71
												257	H	Omaha	58 60
												302	A	Denver	50 53
												302	H	Denver	61 49
												322	H	Kent St.	86 68
												323	A	North Dakota St.	85 94
												323	H	North Dakota St.	85 69
												340	H	Chicago St.	62 51
LAST 12 Division I GAMES:															
				323	H	North Dakota St.	85 69	230	A	Western Ill.	87 88				
				58	H	South Dakota	63 90	302	H	Denver	61 49				
				113	A	IUPUI	52 63	257	H	Omaha	58 60				
				144	H	Oral Roberts	54 48	323	A	North Dakota St.	85 94				
				65	A	South Dakota St.	64 92	58	A	South Dakota	60 92				
				257	A	Omaha	64 71	144	A	Oral Roberts	59 61				

Non-Div I Games: Trine 82 62 Grace (IN) 91 39

IPFW

Loss, Non-Conf, S Site, H Home A Away N Neutral

Average RPI Win: 220	WON-LOST	WINNING	LAST 10	STRENGTH OF	OPP. STRENGTH	TEAM	ADJ.	CONF.	ADJ CONF.
Average RPI Loss: 138	RECORD	PCT. RANK	GAMES	SCHEDULE	OF SCHEDULE	RPI	RPI	RPI	RPI
DIV. I ONLY	18- 9	77	7- 3	204	202	113	113	18	18
DIV. I NON-CONF.	7- 4	110	0- 0	163	144	105	105	19	19
TOTALS	RPI 1-25	RPI 26-50	W-L RECORDS	RPI 51-100	RPI 101-150	RPI 150+			
18- 9	0- 1	0- 0	OVERALL	4- 4	2- 1	12- 3			
9- 3	0- 0	0- 0	HOME	3- 2	0- 1	6- 0			
8- 6	0- 1	0- 0	AWAY	1- 2	2- 0	5- 3			
1- 0	0- 0	0- 0	NEUTRAL	0- 0	0- 0	1- 0			
7- 4	0- 1	0- 0	NON-CONFERENCE	3- 1	1- 0	3- 2			
3- 1	0- 0	0- 0	HOME	2- 1	0- 0	1- 0			
3- 3	0- 1	0- 0	AWAY	1- 0	1- 0	1- 2			
1- 0	0- 0	0- 0	NEUTRAL	0- 0	0- 0	1- 0			
11- 5	0- 0	0- 0	CONFERENCE	1- 3	1- 1	9- 1			
6- 2	0- 0	0- 0	HOME	1- 1	0- 1	5- 0			
5- 3	0- 0	0- 0	AWAY	0- 2	1- 0	4- 1			
0- 0	0- 0	0- 0	NEUTRAL	0- 0	0- 0	0- 0			

RPI 1-25				RPI 26-50				RPI 51-100				RPI 101+ Team's RPI: 113			
RPI	S	Opponent	Score	RPI	S	Opponent	Score	RPI	S	Opponent	Score	RPI	S	Opponent	Score
12	A	Louisville	61 70					58	A	South Dakota	59 65	144	A	Oral Roberts	57 54
								58	H	South Dakota	63 74	144	H	Oral Roberts	47 52
								65	A	South Dakota St.	66 68	148	A	SIUE	85 67
								65	H	South Dakota St.	63 60	201	N	Stephen F. Austin	62 55
								75	H	Georgia Tech	50 60	213	H	Indiana St.	68 43
								81	H	VCU	70 69	230	A	Western Ill.	68 60
								91	A	Marquette	60 55	230	H	Western Ill.	96 87
								93	H	Belmont	62 59	237	A	North Texas	67 68
												257	A	Omaha	54 57
												257	H	Omaha	75 59
												302	A	Denver	67 54
												302	H	Denver	81 75
												315	A	IPFW	69 50
												315	H	IPFW	63 52
												323	A	North Dakota St.	64 63
												323	H	North Dakota St.	67 44
												328	A	Evansville	68 62
												339	A	Eastern Ill.	71 77
LAST 12 Division I GAMES:															
				58	H	South Dakota	63 74	230	H	Western Ill.	96 87				
				65	H	South Dakota St.	63 60	144	A	Oral Roberts	57 54				
				315	H	IPFW	63 52	302	H	Denver	81 75				
				257	A	Omaha	54 57	58	A	South Dakota	59 65				
				302	A	Denver	67 54	65	A	South Dakota St.	66 68				
				323	A	North Dakota St.	64 63	323	H	North Dakota St.	67 44				

Non-Div I Games: Oakland City 104 30 Ind.-Southeast 99 50

IUPUI

■ Loss,
 ■ Non-Conf, S Site,
 ■ Home
 ■ Away
 N Neutral

Average RPI Win: 233	WON-LOST	WINNING	LAST 10	STRENGTH OF	OPP. STRENGTH	TEAM	ADJ.	CONF.	ADJ CONF.
Average RPI Loss: 121	RECORD	PCT. RANK	GAMES	SCHEDULE	OF SCHEDULE	RPI	RPI	RPI	RPI
DIV. I ONLY	18- 8	69	7- 3	283	133	139	139	20	20
DIV. I NON-CONF.	6- 4	125	0- 0	178	97	146	146	23	23
TOTALS	RPI 1-25	RPI 26-50	W-L RECORDS	RPI 51-100	RPI 101-150	RPI 150+			
18- 8	0- 1	0- 0	OVERALL	0- 2	3- 2	15- 3			
11- 3	0- 0	0- 0	HOME	0- 1	1- 1	10- 1			
5- 4	0- 1	0- 0	AWAY	0- 0	1- 1	4- 2			
2- 1	0- 0	0- 0	NEUTRAL	0- 1	1- 0	1- 0			
6- 4	0- 1	0- 0	NON-CONFERENCE	0- 2	1- 1	5- 0			
4- 1	0- 0	0- 0	HOME	0- 1	0- 0	4- 0			
0- 2	0- 1	0- 0	AWAY	0- 0	0- 1	0- 0			
2- 1	0- 0	0- 0	NEUTRAL	0- 1	1- 0	1- 0			
12- 4	0- 0	0- 0	CONFERENCE	0- 0	2- 1	10- 3			
7- 2	0- 0	0- 0	HOME	0- 0	1- 1	6- 1			
5- 2	0- 0	0- 0	AWAY	0- 0	1- 0	4- 2			
0- 0	0- 0	0- 0	NEUTRAL	0- 0	0- 0	0- 0			

RPI 1-25			RPI 26-50			RPI 51-100			RPI 101+ Team's RPI: 139		
RPI	S	Opponent	Score	RPI	S	Opponent	Score	RPI	S	Opponent	Score
9	A	Oregon St.	44 69					109	N	Iowa St.	97 65
								111	A	North Dakota	65 59
								111	H	North Dakota	92 65
								140	A	Texas Tech	62 78
								141	H	Montana St.	59 62
								174	H	Montana	78 61
								175	A	Sacramento St.	98 88
								175	H	Sacramento St.	107 60
								183	A	Eastern Wash.	70 84
								183	H	Eastern Wash.	66 74
								185	A	Northern Colo.	68 70
								185	H	Northern Colo.	66 56
								211	N	Texas St.	75 55
								238	H	Wyoming	61 57
								262	H	Seattle	64 60
								266	H	UC Santa Barbara	64 42
								291	A	Northern Ariz.	72 51
								291	H	Northern Ariz.	76 59
								297	H	CSUN	106 50
								318	A	Portland St.	94 65
								318	H	Portland St.	84 63
								329	A	Southern Utah	62 51
								329	H	Southern Utah	93 48
LAST 12 Division I GAMES:											
183	A	Eastern Wash.	70 84	329	H	Southern Utah	93 48				
175	H	Sacramento St.	107 60	318	A	Portland St.	94 65				
318	H	Portland St.	84 63	175	A	Sacramento St.	98 88				
111	A	North Dakota	65 59	141	H	Montana St.	59 62				
185	A	Northern Colo.	68 70	174	H	Montana	78 61				
291	H	Northern Ariz.	76 59	329	A	Southern Utah	62 51				

Non-Div I Games: Carroll (MT) 75 47 Northwest Chrst. 71 48

Idaho

Loss, Non-Conf, S Site, H Home A Away N Neutral

Average RPI Win:	258	WON-LOST	WINNING	LAST 10	STRENGTH OF	OPP. STRENGTH	TEAM	ADJ.	CONF.	ADJ CONF.
Average RPI Loss:	146	RECORD	PCT. RANK	GAMES	SCHEDULE	OF SCHEDULE	RPI	RPI	RPI	RPI
DIV. I ONLY	11- 14	211	3- 5	295	160	232	232	20	20	
DIV. I NON-CONF.	5- 4	138	0- 1	94	123	81	81	23	23	
TOTALS	RPI 1-25	RPI 26-50	W-L RECORDS	RPI 51-100	RPI 101-150	RPI 150+				
11- 14	0- 2	0- 0	OVERALL	0- 0	0- 5	11- 7				
5- 4	0- 0	0- 0	HOME	0- 0	0- 1	5- 3				
5- 10	0- 2	0- 0	AWAY	0- 0	0- 4	5- 4				
1- 0	0- 0	0- 0	NEUTRAL	0- 0	0- 0	1- 0				
5- 4	0- 2	0- 0	NON-CONFERENCE	0- 0	0- 2	5- 0				
2- 0	0- 0	0- 0	HOME	0- 0	0- 0	2- 0				
2- 4	0- 2	0- 0	AWAY	0- 0	0- 2	2- 0				
1- 0	0- 0	0- 0	NEUTRAL	0- 0	0- 0	1- 0				
6- 10	0- 0	0- 0	CONFERENCE	0- 0	0- 3	6- 7				
3- 4	0- 0	0- 0	HOME	0- 0	0- 1	3- 3				
3- 6	0- 0	0- 0	AWAY	0- 0	0- 2	3- 4				
0- 0	0- 0	0- 0	NEUTRAL	0- 0	0- 0	0- 0				

RPI 1-25				RPI 26-50				RPI 51-100				RPI 101+ Team's RPI: 232			
RPI	S	Opponent	Score	RPI	S	Opponent	Score	RPI	S	Opponent	Score	RPI	S	Opponent	Score
19	A	Michigan St.	60 79									111	A	North Dakota	42 45
23	A	UTEP	54 67									111	H	North Dakota	57 60
												117	A	Northwestern	36 72
												140	A	Texas Tech	64 79
												141	A	Montana St.	80 82
												152	A	Boise St.	80 77
												174	A	Montana	47 62
												175	A	Sacramento St.	62 83
												175	H	Sacramento St.	59 68
												185	A	Northern Colo.	47 48
												185	H	Northern Colo.	59 61
												196	A	Weber St.	58 57
												196	H	Weber St.	46 61
												204	A	Utah Valley	56 47
												218	H	Utah St.	81 67
												224	N	Southeast Mo. St.	65 64
												262	H	Seattle	83 67
												291	A	Northern Ariz.	62 63
												291	H	Northern Ariz.	71 61
												318	A	Portland St.	64 42
												318	H	Portland St.	71 70
												329	A	Southern Utah	71 67
												329	H	Southern Utah	64 47
LAST 12 Division I GAMES:															
23	A	UTEP	54 67	318	A	Portland St.	64 42								
141	A	Montana St.	80 82	185	H	Northern Colo.	59 61								
174	A	Montana	47 62	111	H	North Dakota	57 60								
329	H	Southern Utah	64 47	291	A	Northern Ariz.	62 63								
291	H	Northern Ariz.	71 61	329	A	Southern Utah	71 67								
175	A	Sacramento St.	62 83	196	A	Weber St.	58 57								

Non-Div I Games: Colo. Christian 82 56 Montana Tech 82 55

Idaho St.

Loss, Non-Conf, S Site, H Home A Away N Neutral

Average RPI Win:	269	WON-LOST	WINNING	LAST 10	STRENGTH OF	OPP. STRENGTH	TEAM	ADJ.	CONF.	ADJ CONF.
Average RPI Loss:	132	RECORD	PCT. RANK	GAMES	SCHEDULE	OF SCHEDULE	RPI	RPI	RPI	RPI
DIV. I ONLY	12- 15	208	3- 7	260	188	234	234	14	14	
DIV. I NON-CONF.	9- 2	37	0- 0	342	287	173	173	16	16	
TOTALS	RPI 1-25	RPI 26-50	W-L RECORDS	RPI 51-100	RPI 101-150	RPI 150+				
12- 15	0- 2	0- 0	OVERALL	1- 1	0- 8	11- 4				
5- 8	0- 1	0- 0	HOME	1- 0	0- 5	4- 2				
7- 7	0- 1	0- 0	AWAY	0- 1	0- 3	7- 2				
0- 0	0- 0	0- 0	NEUTRAL	0- 0	0- 0	0- 0				
9- 2	0- 0	0- 0	NON-CONFERENCE	1- 1	0- 1	8- 0				
4- 1	0- 0	0- 0	HOME	1- 0	0- 1	3- 0				
5- 1	0- 0	0- 0	AWAY	0- 1	0- 0	5- 0				
0- 0	0- 0	0- 0	NEUTRAL	0- 0	0- 0	0- 0				
3- 13	0- 2	0- 0	CONFERENCE	0- 0	0- 7	3- 4				
1- 7	0- 1	0- 0	HOME	0- 0	0- 4	1- 2				
2- 6	0- 1	0- 0	AWAY	0- 0	0- 3	2- 2				
0- 0	0- 0	0- 0	NEUTRAL	0- 0	0- 0	0- 0				

RPI 1-25				RPI 26-50				RPI 51-100				RPI 101+ Team's RPI: 234			
RPI	S	Opponent	Score	RPI	S	Opponent	Score	RPI	S	Opponent	Score	RPI	S	Opponent	Score
21	A	Green Bay	22 64					57	A	Purdue	51 62	103	A	Wright St.	62 73
21	H	Green Bay	40 58					72	H	Central Mich.	66 63	103	H	Wright St.	72 80
												106	H	Toledo	51 60
												128	H	Youngstown St.	64 69
												138	A	Northern Ky.	53 55
												138	H	Northern Ky.	61 72
												150	A	Milwaukee	53 54
												150	H	Milwaukee	56 62
												151	A	Detroit	65 51
												151	H	Detroit	80 89
												217	A	Oakland	73 78
												217	H	Oakland	76 78
												230	A	Western Ill.	78 70
												244	A	Valparaiso	54 50
												273	A	Cleveland St.	69 72
												273	H	Cleveland St.	80 62
												302	A	Denver	56 46
												305	A	Bradley	66 56
												316	H	Nevada	70 55
												320	A	Illinois St.	74 65
												333	H	Howard	75 48
												339	H	Eastern Ill.	66 54
												340	A	Chicago St.	51 47
LAST 12 Division I GAMES:															
273	A	Cleveland St.	69 72	138	H	Northern Ky.	61 72								
150	H	Milwaukee	56 62	244	A	Valparaiso	54 50								
21	H	Green Bay	40 58	273	H	Cleveland St.	80 62								
217	A	Oakland	73 78	128	H	Youngstown St.	64 69								
151	A	Detroit	65 51	21	A	Green Bay	22 64								
103	H	Wright St.	72 80	150	A	Milwaukee	53 54								

Non-Div I Games:

Ill.-Chicago

■ Loss,
 ■ Non-Conf, S Site,
 ■ Home
 ■ Away
 N Neutral

Illinois

Through Games Of Feb. 27, 2016

Average RPI Win:	165	WON-LOST	WINNING	LAST 10	STRENGTH OF	OPP. STRENGTH	TEAM	ADJ.	CONF.	ADJ CONF.
Average RPI Loss:	57	RECORD	PCT. RANK	GAMES	SCHEDULE	OF SCHEDULE	RPI	RPI	RPI	RPI
DIV. I ONLY	9- 20	274	1- 9	11	53	161	161	4	4	
DIV. I NON-CONF.	7- 4	110	0- 0	11	241	72	72	4	4	
TOTALS	RPI 1-25	RPI 26-50	W-L RECORDS	RPI 51-100	RPI 101-150	RPI 150+				
9- 20	0- 4	1- 4	OVERALL	2- 9	1- 3	5- 0				
8- 10	0- 3	1- 2	HOME	2- 3	1- 2	4- 0				
1- 10	0- 1	0- 2	AWAY	0- 6	0- 1	1- 0				
0- 0	0- 0	0- 0	NEUTRAL	0- 0	0- 0	0- 0				
7- 4	0- 0	1- 2	NON-CONFERENCE	2- 1	1- 1	3- 0				
7- 2	0- 0	1- 1	HOME	2- 1	1- 0	3- 0				
0- 2	0- 0	0- 1	AWAY	0- 0	0- 1	0- 0				
0- 0	0- 0	0- 0	NEUTRAL	0- 0	0- 0	0- 0				
2- 16	0- 4	0- 2	CONFERENCE	0- 8	0- 2	2- 0				
1- 8	0- 3	0- 1	HOME	0- 2	0- 2	1- 0				
1- 8	0- 1	0- 1	AWAY	0- 6	0- 0	1- 0				
0- 0	0- 0	0- 0	NEUTRAL	0- 0	0- 0	0- 0				

RPI	S	Opponent	Score	RPI	S	Opponent	Score	RPI	S	Opponent	Score	RPI	S	Opponent	Score	Team's RPI: 161
5	A	Ohio St.	74 117	35	A	Miami (FL)	64 73	56	A	Rutgers	54 67	102	A	Memphis	75 81	
5	H	Ohio St.	70 80	37	H	George Washington	57 70	56	H	Rutgers	56 63	117	H	Northwestern	59 69	
11	H	Maryland	63 79	39	A	Indiana	66 68	57	A	Purdue	65 69	125	H	Penn St.	56 65	
19	H	Michigan St.	43 71	39	H	Indiana	68 80	58	H	South Dakota	76 85	132	H	Southern Ill.	78 64	
				43	H	Ohio	62 53	62	A	Iowa	56 61	178	A	Wisconsin	76 56	
								64	A	Michigan	83 96	178	H	Wisconsin	71 65	
								72	H	Central Mich.	74 69	206	H	Lehigh	76 67	
								76	A	Minnesota	77 82	251	H	Tennessee St.	98 43	
								76	H	Minnesota	75 106	340	H	Chicago St.	67 36	
								88	H	UT Martin	94 74					
								92	A	Nebraska	57 73					
LAST 12 Division I GAMES:																
62	A	Iowa	56 61	64	A	Michigan	83 96									
19	H	Michigan St.	43 71	117	H	Northwestern	59 69									
5	A	Ohio St.	74 117	5	H	Ohio St.	70 80									
178	A	Wisconsin	76 56	76	A	Minnesota	77 82									
56	H	Rutgers	56 63	125	H	Penn St.	56 65									
39	H	Indiana	68 80	39	A	Indiana	66 68									

Non-Div I Games:

Illinois

Loss, Non-Conf, S Site, H Home A Away N Neutral

Average RPI Win:	290	WON-LOST	WINNING	LAST 10	STRENGTH OF	OPP. STRENGTH	TEAM	ADJ.	CONF.	ADJ CONF.
Average RPI Loss:	174	RECORD	PCT. RANK	GAMES	SCHEDULE	OF SCHEDULE	RPI	RPI	RPI	RPI
DIV. I ONLY	6- 20	300	3- 7	266	239	320	320	21	21	
DIV. I NON-CONF.	2- 9	296	0- 0	304	292	341	341	17	17	
TOTALS	RPI 1-25	RPI 26-50	W-L RECORDS	RPI 51-100	RPI 101-150	RPI 150+				
6- 20	0- 1	0- 0	OVERALL	0- 1	0- 7	6- 11				
5- 8	0- 0	0- 0	HOME	0- 1	0- 4	5- 3				
1- 10	0- 1	0- 0	AWAY	0- 0	0- 3	1- 6				
0- 2	0- 0	0- 0	NEUTRAL	0- 0	0- 0	0- 2				
2- 9	0- 1	0- 0	NON-CONFERENCE	0- 0	0- 1	2- 7				
2- 3	0- 0	0- 0	HOME	0- 0	0- 1	2- 2				
0- 4	0- 1	0- 0	AWAY	0- 0	0- 0	0- 3				
0- 2	0- 0	0- 0	NEUTRAL	0- 0	0- 0	0- 2				
4- 11	0- 0	0- 0	CONFERENCE	0- 1	0- 6	4- 4				
3- 5	0- 0	0- 0	HOME	0- 1	0- 3	3- 1				
1- 6	0- 0	0- 0	AWAY	0- 0	0- 3	1- 3				
0- 0	0- 0	0- 0	NEUTRAL	0- 0	0- 0	0- 0				

RPI 1-25				RPI 26-50				RPI 51-100				RPI 101+ Team's RPI: 320			
RPI	S	Opponent	Score	RPI	S	Opponent	Score	RPI	S	Opponent	Score	RPI	S	Opponent	Score
18	A	DePaul	41 89					94	H	Missouri St.	51 73	105	A	Drake	41 76
												105	H	Drake	58 98
												108	A	UNI	51 65
												108	H	UNI	35 61
												132	A	Southern Ill.	71 76
												132	H	Southern Ill.	55 68
												148	H	SIUE	57 65
												162	A	Yale	47 60
												177	A	Loyola Chicago	61 73
												177	H	Loyola Chicago	41 57
												213	A	Indiana St.	56 63
												213	H	Indiana St.	73 62
												230	H	Western Ill.	64 79
												234	H	Ill.-Chicago	65 74
												252	N	Northern Ill.	59 68
												257	N	Omaha	56 60
												258	A	Bowling Green	52 70
												260	A	UTSA	51 77
												268	H	Murray St.	81 76
												288	H	Wichita St.	70 49
												305	A	Bradley	38 52
												305	H	Bradley	54 49
												328	A	Evansville	64 57
												340	H	Chicago St.	57 53
LAST 12 Division I GAMES:															
132	H	Southern Ill.	55 68	132	A	Southern Ill.	71 76								
305	A	Bradley	38 52	328	A	Evansville	64 57								
177	A	Loyola Chicago	61 73	177	H	Loyola Chicago	41 57								
108	H	UNI	35 61	305	H	Bradley	54 49								
105	H	Drake	58 98	105	A	Drake	41 76								
213	H	Indiana St.	73 62	108	A	UNI	51 65								

Non-Div I Games:

Illinois St.

Average RPI Win:	258	WON-LOST	WINNING	LAST 10	STRENGTH OF	OPP. STRENGTH	TEAM	ADJ.	CONF.	ADJ CONF.
Average RPI Loss:	210	RECORD	PCT. RANK	GAMES	SCHEDULE	OF SCHEDULE	RPI	RPI	RPI	RPI
DIV. I ONLY	3- 20	335	1- 9	287	293	334	334	27	27	
DIV. I NON-CONF.	0- 7	338	0- 0	180	261	335	335	26	26	
TOTALS	RPI 1-25	RPI 26-50	W-L RECORDS	RPI 51-100	RPI 101-150	RPI 150+				
3- 20	0- 0	0- 1	OVERALL	0- 2	0- 3	3- 14				
0- 12	0- 0	0- 0	HOME	0- 1	0- 2	0- 9				
3- 8	0- 0	0- 1	AWAY	0- 1	0- 1	3- 5				
0- 0	0- 0	0- 0	NEUTRAL	0- 0	0- 0	0- 0				
0- 7	0- 0	0- 1	NON-CONFERENCE	0- 1	0- 1	0- 4				
0- 3	0- 0	0- 0	HOME	0- 0	0- 0	0- 3				
0- 4	0- 0	0- 1	AWAY	0- 1	0- 1	0- 1				
0- 0	0- 0	0- 0	NEUTRAL	0- 0	0- 0	0- 0				
3- 13	0- 0	0- 0	CONFERENCE	0- 1	0- 2	3- 10				
0- 9	0- 0	0- 0	HOME	0- 1	0- 2	0- 6				
3- 4	0- 0	0- 0	AWAY	0- 0	0- 0	3- 4				
0- 0	0- 0	0- 0	NEUTRAL	0- 0	0- 0	0- 0				

RPI S	Opponent	Score	RPI S	Opponent	Score	RPI S	Opponent	Score	RPI S	Opponent	Score	Team's RPI: 334
46	A Colorado St.	37 60	57	A Purdue	27 95	114	H Central Ark.	57 76	122	H Northwestern St.	48 53	
			74	H Abilene Christian	71 86	140	A Texas Tech	55 70	156	A McNeese St.	68 55	
						201	A Stephen F. Austin	62 74	201	H Stephen F. Austin	66 82	
						209	A UTRGV	47 60	209	H UTRGV	50 68	
						227	H Sam Houston St.	60 65	237	H North Texas	55 62	
						245	H Houston Baptist	61 62	281	H Houston	51 67	
						283	A Lamar	49 59	283	H Lamar	61 67	
						306	A Southeastern La.	70 66	312	A Nicholls St.	63 61	
						312	H Nicholls St.	64 66	313	A A&M-Corpus Christi	55 69	
						313	H A&M-Corpus Christi	56 57	331	A New Orleans	49 55	
LAST 12 Division I GAMES:												
283	H Lamar	61 67	283	A Lamar	49 59							
201	H Stephen F. Austin	66 82	312	A Nicholls St.	63 61							
313	A A&M-Corpus Christi	55 69	312	H Nicholls St.	64 66							
245	H Houston Baptist	61 62	313	H A&M-Corpus Christi	56 57							
114	H Central Ark.	57 76	74	H Abilene Christian	71 86							
201	A Stephen F. Austin	62 74	156	A McNeese St.	68 55							

Non-Div I Games: LSU-Alexandria 96 59 Howard Payne 78 65 Sul Ross St. 54 35 Trinity (TX) 55 61 Incarnate Word

Loss, Non-Conf, S Site, H Home A Away N Neutral

Average RPI Win: 132		WON-LOST	WINNING	LAST 10	STRENGTH OF	OPP. STRENGTH	TEAM	ADJ.	CONF.	ADJ CONF.
Average RPI Loss: 51		RECORD	PCT. RANK	GAMES	SCHEDULE	OF SCHEDULE	RPI	RPI	RPI	RPI
DIV. I ONLY		20- 10	77	8- 2	54	26	39	39	4	4
DIV. I NON-CONF.		8- 4	99	0- 0	48	68	59	59	4	4
TOTALS		RPI 1-25	RPI 26-50		W-L RECORDS		RPI 51-100	RPI 101-150	RPI 150+	
20- 10	1- 3	1- 3		OVERALL		7- 3	3- 0	8- 1		
14- 0	1- 0	1- 0		HOME		6- 0	2- 0	4- 0		
5- 7	0- 3	0- 0		AWAY		1- 3	1- 0	3- 1		
1- 3	0- 0	0- 3		NEUTRAL		0- 0	0- 0	1- 0		
8- 4	0- 1	1- 3		NON-CONFERENCE		1- 0	1- 0	5- 0		
5- 0	0- 0	1- 0		HOME		1- 0	1- 0	2- 0		
2- 1	0- 1	0- 0		AWAY		0- 0	0- 0	2- 0		
1- 3	0- 0	0- 3		NEUTRAL		0- 0	0- 0	1- 0		
12- 6	1- 2	0- 0		CONFERENCE		6- 3	2- 0	3- 1		
9- 0	1- 0	0- 0		HOME		5- 0	1- 0	2- 0		
3- 6	0- 2	0- 0		AWAY		1- 3	1- 0	1- 1		
0- 0	0- 0	0- 0		NEUTRAL		0- 0	0- 0	0- 0		

RPI S	Opponent	Score	RPI S	Opponent	Score	Team's RPI: 39	RPI S	Opponent	Score	RPI S	Opponent	Score
5	A Ohio St.	70 97	27	N West Virginia	64 75		56	H Rutgers	64 48	107	H Samford	65 56
11	A Maryland	63 86	35	N Miami (FL)	75 89		57	A Purdue	53 63	117	A Northwestern	91 84
18	A DePaul	69 84	43	N Ohio	56 63		62	A Iowa	73 76	125	H Penn St.	76 55
19	H Michigan St.	81 65	47	H Chattanooga	54 43		62	H Iowa	79 74	161	A Illinois	80 68
							62	H Michigan	77 69	161	H Illinois	68 66
							75	H Georgia Tech	69 60	162	H Yale	76 60
							76	A Minnesota	76 78	178	A Wisconsin	69 73
							76	H Minnesota	93 79	178	H Wisconsin	67 57
							92	A Nebraska	79 68	213	A Indiana St.	53 50
							92	H Nebraska	59 47	251	H Tennessee St.	88 56
										265	N Austin Peay	90 58
										315	A IPFW	79 72
LAST 12 Division I GAMES:												
125	H Penn St.	76 55	92	H Nebraska	59 47		62	H Iowa	79 74			
92	A Nebraska	79 68	62	H Iowa	79 74		11	A Maryland	63 86			
62	A Iowa	73 76	56	H Rutgers	64 48		117	A Northwestern	91 84			
76	H Minnesota	93 79	161	H Illinois	68 66							
178	H Wisconsin	67 57										
161	A Illinois	80 68										

Non-Div I Games:

Indiana

Average RPI Win:	257	WON-LOST	WINNING	LAST 10	STRENGTH OF	OPP. STRENGTH	TEAM	ADJ.	CONF.	ADJ CONF.
Average RPI Loss:	134	RECORD	PCT. RANK	GAMES	SCHEDULE	OF SCHEDULE	RPI	RPI	RPI	RPI
DIV. I ONLY	13- 13	166	7- 3	253	211	213	213	21	21	
DIV. I NON-CONF.	4- 7	222	0- 0	186	218	223	223	17	17	
TOTALS	RPI 1-25	RPI 26-50	W-L RECORDS	RPI 51-100	RPI 101-150	RPI 150+				
13- 13	0- 0	0- 1	OVERALL	0- 3	1- 6	12- 3				
8- 5	0- 0	0- 1	HOME	0- 2	1- 1	7- 1				
5- 7	0- 0	0- 0	AWAY	0- 1	0- 5	5- 1				
0- 1	0- 0	0- 0	NEUTRAL	0- 0	0- 0	0- 1				
4- 7	0- 0	0- 1	NON-CONFERENCE	0- 2	0- 2	4- 2				
2- 3	0- 0	0- 1	HOME	0- 1	0- 0	2- 1				
2- 3	0- 0	0- 0	AWAY	0- 1	0- 2	2- 0				
0- 1	0- 0	0- 0	NEUTRAL	0- 0	0- 0	0- 1				
9- 6	0- 0	0- 0	CONFERENCE	0- 1	1- 4	8- 1				
6- 2	0- 0	0- 0	HOME	0- 1	1- 1	5- 0				
3- 4	0- 0	0- 0	AWAY	0- 0	0- 3	3- 1				
0- 0	0- 0	0- 0	NEUTRAL	0- 0	0- 0	0- 0				

RPI 1-25				RPI 26-50				RPI 51-100				RPI 101+				Team's RPI: 213	
RPI	S	Opponent	Score	RPI	S	Opponent	Score	RPI	S	Opponent	Score	RPI	S	Opponent	Score		
				39	H	Indiana	50 53					105	A	Drake	55 80		
								55	H	Saint Louis	52 62	105	H	Drake	68 53		
								72	A	Central Mich.	65 85	108	A	UNI	42 53		
								94	H	Missouri St.	51 59	108	H	UNI	45 61		
												113	A	IUPUI	43 68		
												132	A	Southern Ill.	64 76		
												138	A	Northern Ky.	67 73		
												177	A	Loyola Chicago	74 71		
												177	H	Loyola Chicago	62 48		
												184	A	Tulsa	67 63		
												195	H	Butler	70 63		
												201	N	Stephen F. Austin	62 71		
												257	H	Omaha	50 51		
												288	H	Wichita St.	59 33		
												296	A	UMKC	77 47		
												305	A	Bradley	68 59		
												305	H	Bradley	59 37		
												320	A	Illinois St.	62 73		
												320	H	Illinois St.	63 56		
												328	A	Evansville	59 44		
												328	H	Evansville	57 45		
												339	H	Eastern Ill.	60 42		
LAST 12 Division I GAMES:																	
				328	H	Evansville	57 45	328	A	Evansville	59 44						
				177	A	Loyola Chicago	74 71	132	A	Southern Ill.	64 76						
				305	A	Bradley	68 59	305	H	Bradley	59 37						
				105	H	Drake	68 53	177	H	Loyola Chicago	62 48						
				108	H	UNI	45 61	108	A	UNI	42 53						
				320	A	Illinois St.	62 73	105	A	Drake	55 80						

Non-Div I Games:

Indiana St.

Average RPI Win:	242	WON-LOST	WINNING	LAST 10	STRENGTH OF	OPP. STRENGTH	TEAM	ADJ.	CONF.	ADJ CONF.
Average RPI Loss:	114	RECORD	PCT. RANK	GAMES	SCHEDULE	OF SCHEDULE	RPI	RPI	RPI	RPI
DIV. I ONLY	20- 10	77	9- 1	241	181	115	115	23	23	
DIV. I NON-CONF.	4- 7	222	0- 0	126	30	181	181	22	22	
TOTALS	RPI 1-25	RPI 26-50	W-L RECORDS	RPI 51-100	RPI 101-150	RPI 150+				
20- 10	0- 0	0- 2	OVERALL	0- 3	1- 2	19- 3				
11- 1	0- 0	0- 0	HOME	0- 1	0- 0	11- 0				
8- 7	0- 0	0- 1	AWAY	0- 2	1- 2	7- 2				
1- 2	0- 0	0- 1	NEUTRAL	0- 0	0- 0	1- 1				
4- 7	0- 0	0- 2	NON-CONFERENCE	0- 2	1- 2	3- 1				
2- 1	0- 0	0- 0	HOME	0- 1	0- 0	2- 0				
1- 4	0- 0	0- 1	AWAY	0- 1	1- 2	0- 0				
1- 2	0- 0	0- 1	NEUTRAL	0- 0	0- 0	1- 1				
16- 3	0- 0	0- 0	CONFERENCE	0- 1	0- 0	16- 2				
9- 0	0- 0	0- 0	HOME	0- 0	0- 0	9- 0				
7- 3	0- 0	0- 0	AWAY	0- 1	0- 0	7- 2				
0- 0	0- 0	0- 0	NEUTRAL	0- 0	0- 0	0- 0				

RPI S	Opponent	Score	RPI S	Opponent	Score	RPI S	Opponent	Score	RPI S	Opponent	Score	Team's RPI: 115
37	A George Washington	65 70	56	A Rutgers	33 58	101	A Saint Joseph's	81 75				
44	N Southern California	56 76	81	H VCU	58 74	130	A North Carolina	52 64				
			90	A Quinnipiac	61 62	146	A Stony Brook	53 58				
						159	H ETSU	56 50				
						162	N Yale	48 63				
						172	A Marist	61 62				
						172	H Marist	69 49				
						191	A Fairfield	56 46				
						191	H Fairfield	69 53				
						208	A Canisius	79 76				
						208	H Canisius	79 56				
						225	A Manhattan	56 63				
						225	H Manhattan	67 56				
						231	A Siena	64 51				
						231	H Siena	63 51				
						237	H North Texas	62 51				
						253	A Monmouth	64 49				
						253	H Monmouth	68 56				
						293	A Rider	67 48				
						293	H Rider	59 46				
						299	A Niagara	73 52				
						299	H Niagara	73 46				
						314	N Fairleigh Dickinson	77 54				
						336	A Saint Peter's	65 51				
						336	H Saint Peter's	64 50				
LAST 12 Division I GAMES:												
191	H Fairfield	69 53	253	H Monmouth	68 56							
336	H Saint Peter's	64 50	208	A Canisius	79 76							
231	H Siena	63 51	299	A Niagara	73 52							
90	A Quinnipiac	61 62	253	A Monmouth	64 49							
231	A Siena	64 51	299	H Niagara	73 46							
293	A Rider	67 48	225	A Manhattan	56 63							

Non-Div I Games:

Iona

■ Loss,
 ■ Non-Conf,
 ■ S Site,
 ■ Home
 ■ A Away
 N Neutral

Average RPI Win:	134	WON-LOST	WINNING	LAST 10	STRENGTH OF	OPP. STRENGTH	TEAM	ADJ.	CONF.	ADJ CONF.
Average RPI Loss:	57	RECORD	PCT. RANK	GAMES	SCHEDULE	OF SCHEDULE	RPI	RPI	RPI	RPI
DIV. I ONLY	18- 12	117	5- 5	44	47	62	62	4	4	
DIV. I NON-CONF.	10- 2	33	0- 0	70	187	26	26	4	4	
TOTALS	RPI 1-25	RPI 26-50	W-L RECORDS	RPI 51-100	RPI 101-150	RPI 150+				
18- 12	0- 4	1- 2	OVERALL	6- 3	5- 3	6- 0				
11- 4	0- 3	1- 0	HOME	4- 0	2- 1	4- 0				
5- 7	0- 1	0- 1	AWAY	2- 3	2- 2	1- 0				
2- 1	0- 0	0- 1	NEUTRAL	0- 0	1- 0	1- 0				
10- 2	0- 0	0- 1	NON-CONFERENCE	2- 0	4- 1	4- 0				
6- 0	0- 0	0- 0	HOME	1- 0	2- 0	3- 0				
2- 1	0- 0	0- 0	AWAY	1- 0	1- 1	0- 0				
2- 1	0- 0	0- 1	NEUTRAL	0- 0	1- 0	1- 0				
8- 10	0- 4	1- 1	CONFERENCE	4- 3	1- 2	2- 0				
5- 4	0- 3	1- 0	HOME	3- 0	0- 1	1- 0				
3- 6	0- 1	0- 1	AWAY	1- 3	1- 1	1- 0				
0- 0	0- 0	0- 0	NEUTRAL	0- 0	0- 0	0- 0				

RPI S	Opponent	Score	RPI S	Opponent	Score	RPI S	Opponent	Score	RPI S	Opponent	Score
5	H Ohio St.	81 98	37	N George Washington	77 81	56	H Rutgers	69 65	103	N Wright St.	83 77
11	H Maryland	56 76	39	A Indiana	74 79	57	A Purdue	73 90	105	H Drake	89 76
19	A Michigan St.	73 80	39	H Indiana	76 73	57	H Purdue	63 55	108	A UNI	80 65
19	H Michigan St.	69 74				64	A Michigan	75 82	109	A Iowa St.	66 69
						64	H Michigan	85 69	111	H North Dakota	83 61
						76	A Minnesota	76 78	117	A Northwestern	79 64
						88	H UT Martin	62 56	125	A Penn St.	68 81
						92	A Nebraska	74 68	125	H Penn St.	69 82
						96	A Virginia	85 73	161	H Illinois	61 56
									178	A Wisconsin	57 54
									212	H Robert Morris	69 50
									230	H Western Ill.	96 81
									281	N Houston	64 50
									305	H Bradley	60 53
LAST 12 Division I GAMES:											
161	H Illinois	61 56	19	H Michigan St.	69 74						
125	A Penn St.	68 81	39	A Indiana	74 79						
39	H Indiana	76 73	117	A Northwestern	79 64						
57	H Purdue	63 55	64	H Michigan	85 69						
76	A Minnesota	76 78	57	A Purdue	73 90						
5	H Ohio St.	81 98	125	H Penn St.	69 82						

Non-Div I Games:

Iowa

Average RPI Win:	178	WON-LOST	WINNING	LAST 10	STRENGTH OF	OPP. STRENGTH	TEAM	ADJ.	CONF.	ADJ CONF.
Average RPI Loss:	52	RECORD	PCT. RANK	GAMES	SCHEDULE	OF SCHEDULE	RPI	RPI	RPI	RPI
DIV. I ONLY	13- 15	193	2- 8	49	33	109	109	3	3	
DIV. I NON-CONF.	8- 3	77	0- 0	204	205	114	114	3	3	
<hr/>										
TOTALS	RPI 1-25	RPI 26-50	W-L RECORDS	RPI 51-100	RPI 101-150	RPI 150+				
13- 15	1- 5	1- 4	OVERALL	1- 3	2- 3	8- 0				
9- 5	1- 2	0- 2	HOME	1- 1	1- 0	6- 0				
3- 8	0- 3	1- 2	AWAY	0- 1	1- 2	1- 0				
1- 2	0- 0	0- 0	NEUTRAL	0- 1	0- 1	1- 0				
8- 3	0- 0	0- 0	NON-CONFERENCE	1- 1	1- 2	6- 0				
6- 0	0- 0	0- 0	HOME	1- 0	0- 0	5- 0				
1- 1	0- 0	0- 0	AWAY	0- 0	1- 1	0- 0				
1- 2	0- 0	0- 0	NEUTRAL	0- 1	0- 1	1- 0				
5- 12	1- 5	1- 4	CONFERENCE	0- 2	1- 1	2- 0				
3- 5	1- 2	0- 2	HOME	0- 1	1- 0	1- 0				
2- 7	0- 3	1- 2	AWAY	0- 1	0- 1	1- 0				
0- 0	0- 0	0- 0	NEUTRAL	0- 0	0- 0	0- 0				

RPI 1-25				RPI 26-50				RPI 51-100				RPI 101+ Team's RPI: 109			
RPI	S	Opponent	Score	RPI	S	Opponent	Score	RPI	S	Opponent	Score	RPI	S	Opponent	Score
3	A	Baylor	41 78	27	A	West Virginia	47 57	54	N	Duke	48 86	105	A	Drake	70 74
3	H	Baylor	61 77	34	A	Oklahoma	54 85	62	H	Iowa	69 66	108	A	UNI	84 75
6	A	Texas	54 75	34	H	Oklahoma	71 77	83	A	TCU	69 79	139	N	Idaho	65 97
6	H	Texas	49 65	45	A	Kansas St.	84 79	83	H	TCU	62 72	140	A	Texas Tech	66 69
25	A	Oklahoma St.	76 79	45	H	Kansas St.	53 68					140	H	Texas Tech	77 48
25	H	Oklahoma St.	49 42									166	H	Hampton	95 59
												167	H	Southern U.	86 46
												211	N	Texas St.	83 61
												226	A	Kansas	63 53
												226	H	Kansas	65 49
												291	H	Northern Ariz.	79 63
												311	H	Alcorn	91 41
												341	H	Ark.-Pine Bluff	70 41
<hr/>															
LAST 12 Division I GAMES:															
34	A	Oklahoma	54 85	6	H	Texas	49 65								
45	H	Kansas St.	53 68	226	A	Kansas	63 53								
3	A	Baylor	41 78	34	H	Oklahoma	71 77								
140	H	Texas Tech	77 48	83	H	TCU	62 72								
83	A	TCU	69 79	3	H	Baylor	61 77								
27	A	West Virginia	47 57	25	A	Oklahoma St.	76 79								

Non-Div I Games:

Iowa St.

■ Loss,
 ■ Non-Conf,
 ■ S Site,
 ■ Home
 ■ A Away
 N Neutral

Average RPI Win:	315	WON-LOST	WINNING	LAST 10	STRENGTH OF	OPP. STRENGTH	TEAM	ADJ.	CONF.	ADJ CONF.
Average RPI Loss:	206	RECORD	PCT. RANK	GAMES	SCHEDULE	OF SCHEDULE	RPI	RPI	RPI	RPI
DIV. I ONLY	10- 13	214	4- 6	346	342	303	303	32	32	
DIV. I NON-CONF.	3- 5	218	0- 0	336	209	298	298	31	31	
TOTALS	RPI 1-25	RPI 26-50	W-L RECORDS	RPI 51-100	RPI 101-150	RPI 150+				
10- 13	0- 1	0- 0	OVERALL	0- 1	0- 1	10- 10				
6- 5	0- 0	0- 0	HOME	0- 0	0- 0	6- 5				
4- 8	0- 1	0- 0	AWAY	0- 1	0- 1	4- 5				
0- 0	0- 0	0- 0	NEUTRAL	0- 0	0- 0	0- 0				
3- 5	0- 1	0- 0	NON-CONFERENCE	0- 1	0- 1	3- 2				
2- 1	0- 0	0- 0	HOME	0- 0	0- 0	2- 1				
1- 4	0- 1	0- 0	AWAY	0- 1	0- 1	1- 1				
0- 0	0- 0	0- 0	NEUTRAL	0- 0	0- 0	0- 0				
7- 8	0- 0	0- 0	CONFERENCE	0- 0	0- 0	7- 8				
4- 4	0- 0	0- 0	HOME	0- 0	0- 0	4- 4				
3- 4	0- 0	0- 0	AWAY	0- 0	0- 0	3- 4				
0- 0	0- 0	0- 0	NEUTRAL	0- 0	0- 0	0- 0				

RPI 1-25				RPI 26-50				RPI 51-100				RPI 101+ Team's RPI: 303			
RPI	S	Opponent	Score	RPI	S	Opponent	Score	RPI	S	Opponent	Score	RPI	S	Opponent	Score
14	A	Kentucky	24 92					80	A	Tulane	49 92	122	A	Northwestern St.	54 59
												167	A	Southern U.	57 84
												167	H	Southern U.	57 66
												180	A	Grambling	61 75
												180	H	Grambling	58 79
												243	A	Texas Southern	47 66
												243	H	Texas Southern	36 62
												272	A	Prairie View	77 67
												272	H	Prairie View	52 62
												280	H	Alabama St.	70 69
												295	H	Jacksonville St.	71 65
												306	A	Southeastern La.	79 72
												311	A	Alcorn	73 66
												311	H	Alcorn	79 65
												331	A	New Orleans	68 85
												332	H	Lipscomb	53 52
												340	H	Chicago St.	59 76
												341	A	Ark.-Pine Bluff	66 71
												346	H	Alabama A&M	59 58
												349	A	Mississippi Val.	72 46
												349	H	Mississippi Val.	70 43
LAST 12 Division I GAMES:															
349	H	Mississippi Val.	70 43	341	A	Ark.-Pine Bluff	66 71								
180	A	Grambling	61 75	349	A	Mississippi Val.	72 46								
272	A	Prairie View	77 67	180	H	Grambling	58 79								
243	A	Texas Southern	47 66	272	H	Prairie View	52 62								
167	H	Southern U.	57 66	243	H	Texas Southern	36 62								
311	H	Alcorn	79 65	167	A	Southern U.	57 84								

Non-Div I Games: Fisk 78 58 Blue Mountain 74 52 Mobile 100 57

Jackson St.

Loss, Non-Conf, S Site, H Home A Away N Neutral

Jacksonville

Through Games Of Feb. 27, 2016

Average RPI Win:	285	WON-LOST	WINNING	LAST 10	STRENGTH OF	OPP. STRENGTH	TEAM	ADJ.	CONF.	ADJ CONF.
Average RPI Loss:	116	RECORD	PCT. RANK	GAMES	SCHEDULE	OF SCHEDULE	RPI	RPI	RPI	RPI
DIV. I ONLY	17- 10	97	7- 3	277	277	145	145	29	29	
DIV. I NON-CONF.	6- 7	176	0- 0	231	225	194	194	28	28	
TOTALS	RPI 1-25	RPI 26-50	W-L RECORDS	RPI 51-100	RPI 101-150	RPI 150+				
17- 10	0- 2	0- 1	OVERALL	0- 2	0- 2	17- 3				
10- 1	0- 0	0- 0	HOME	0- 1	0- 0	10- 0				
6- 8	0- 1	0- 1	AWAY	0- 0	0- 1	6- 0				
1- 1	0- 0	0- 0	NEUTRAL	0- 0	0- 0	1- 1				
6- 7	0- 2	0- 1	NON-CONFERENCE	0- 0	0- 2	6- 2				
4- 0	0- 0	0- 0	HOME	0- 0	0- 0	4- 0				
1- 6	0- 2	0- 1	AWAY	0- 0	0- 2	1- 1				
1- 1	0- 0	0- 0	NEUTRAL	0- 0	0- 0	1- 1				
11- 3	0- 0	0- 0	CONFERENCE	0- 2	0- 0	11- 1				
6- 1	0- 0	0- 0	HOME	0- 1	0- 0	6- 0				
5- 2	0- 0	0- 0	AWAY	0- 1	0- 0	5- 1				
0- 0	0- 0	0- 0	NEUTRAL	0- 0	0- 0	0- 0				

RPI 1-25				RPI 26-50				RPI 51-100				RPI 101+ Team's RPI: 145			
RPI	S	Opponent	Score	RPI	S	Opponent	Score	RPI	S	Opponent	Score	RPI	S	Opponent	Score
16	A	Florida St.	60 77	30	A	South Fla.	52 74	61	A	FGCU	39 58	127	A	Wake Forest	51 57
17	A	Syracuse	49 65					61	H	FGCU	55 59	143	A	UT Arlington	54 56
												192	A	Stetson	61 66
												192	H	Stetson	69 49
												205	A	USC Upstate	49 43
												205	H	USC Upstate	75 69
												233	N	Dartmouth	51 44
												256	A	UNCW	49 51
												258	N	Bowling Green	69 72
												263	A	Bethune-Cookman	63 53
												268	H	Murray St.	79 54
												286	A	Kennesaw St.	67 42
												286	H	Kennesaw St.	78 63
												292	H	Savannah St.	65 52
												308	H	South Carolina St.	79 47
												309	H	FIU	80 44
												324	A	North Florida	73 39
												324	H	North Florida	65 51
												332	A	Lipscomb	76 55
												332	H	Lipscomb	81 51
												345	A	NJIT	65 36
												345	H	NJIT	68 37
LAST 12 Division I GAMES:															
324	H	North Florida	65 51	192	A	Stetson	61 66								
205	H	USC Upstate	75 69	61	A	FGCU	39 58								
345	H	NJIT	68 37	192	H	Stetson	69 49								
332	A	Lipscomb	76 55	345	A	NJIT	65 36								
286	A	Kennesaw St.	67 42	205	A	USC Upstate	49 43								
61	H	FGCU	55 59	286	H	Kennesaw St.	78 63								

Non-Div I Games: Edward Waters 90 51 Thomas (GA) 88 50

Jacksonville

Loss, Non-Conf, S Site, H Home A Away N Neutral

Average RPI Win:	280	WON-LOST	WINNING	LAST 10	STRENGTH OF	OPP. STRENGTH	TEAM	ADJ.	CONF.	ADJ CONF.
Average RPI Loss:	195	RECORD	PCT. RANK	GAMES	SCHEDULE	OF SCHEDULE	RPI	RPI	RPI	RPI
DIV. I ONLY	9- 18	265	3- 7	306	297	295	295	24	24	
DIV. I NON-CONF.	4- 7	222	0- 0	286	334	270	270	24	24	
TOTALS	RPI 1-25	RPI 26-50	W-L RECORDS	RPI 51-100	RPI 101-150	RPI 150+				
9- 18	0- 0	0- 0	OVERALL	0- 4	0- 4	9- 10				
6- 6	0- 0	0- 0	HOME	0- 2	0- 2	6- 2				
3- 12	0- 0	0- 0	AWAY	0- 2	0- 2	3- 8				
0- 0	0- 0	0- 0	NEUTRAL	0- 0	0- 0	0- 0				
4- 7	0- 0	0- 0	NON-CONFERENCE	0- 1	0- 3	4- 3				
3- 1	0- 0	0- 0	HOME	0- 0	0- 1	3- 0				
1- 6	0- 0	0- 0	AWAY	0- 1	0- 2	1- 3				
0- 0	0- 0	0- 0	NEUTRAL	0- 0	0- 0	0- 0				
5- 11	0- 0	0- 0	CONFERENCE	0- 3	0- 1	5- 7				
3- 5	0- 0	0- 0	HOME	0- 2	0- 1	3- 2				
2- 6	0- 0	0- 0	AWAY	0- 1	0- 0	2- 5				
0- 0	0- 0	0- 0	NEUTRAL	0- 0	0- 0	0- 0				

RPI S	Opponent	Score	RPI S	Opponent	Score	RPI S	Opponent	Score	RPI S	Opponent	Score	Team's RPI: 295
						57	A Purdue	48 67	102	A Memphis	55 70	
						88	H UT Martin	53 63	107	H Samford	39 50	
						93	A Belmont	42 56	110	A Mercer	39 46	
						93	H Belmont	32 44	148	H SIUE	57 62	
									188	A Eastern Ky.	56 54	
									188	H Eastern Ky.	50 76	
									224	A Southeast Mo. St.	47 61	
									251	A Tennessee St.	40 50	
									251	H Tennessee St.	69 55	
									265	A Austin Peay	59 61	
									268	A Murray St.	74 71	
									277	A Tennessee Tech	49 51	
									277	H Tennessee Tech	55 46	
									286	H Kennesaw St.	61 52	
									290	A Ga. Southern	56 60	
									292	H Savannah St.	50 35	
									300	A Wofford	54 66	
									303	A Jackson St.	65 71	
									304	A Morehead St.	63 67	
									304	H Morehead St.	66 70	
									311	H Alcorn	67 65	
									312	A Nicholls St.	63 49	
									339	H Eastern Ill.	60 52	
LAST 12 Division I GAMES:												
			304	H Morehead St.	66 70	251	H Tennessee St.	69 55				
			251	A Tennessee St.	40 50	188	A Eastern Ky.	56 54				
			188	H Eastern Ky.	50 76	304	A Morehead St.	63 67				
			277	A Tennessee Tech	49 51	93	H Belmont	32 44				
			93	A Belmont	42 56	88	H UT Martin	53 63				
			277	H Tennessee Tech	55 46	224	A Southeast Mo. St.	47 61				

Non-Div I Games: Tuskegee 74 47

Jacksonville St.

■ Loss,
■ Non-Conf, S Site,
■ Home
■ Away
N Neutral

Average RPI Win:	187	WON-LOST	WINNING	LAST 10	STRENGTH OF	OPP. STRENGTH	TEAM	ADJ.	CONF.	ADJ CONF.
Average RPI Loss:	55	RECORD	PCT. RANK	GAMES	SCHEDULE	OF SCHEDULE	RPI	RPI	RPI	RPI
DIV. I ONLY	21- 5	25	10- 0	129	101	41	41	13	13	
DIV. I NON-CONF.	7- 4	110	0- 0	99	49	87	87	11	11	
TOTALS	RPI 1-25	RPI 26-50	W-L RECORDS	RPI 51-100	RPI 101-150	RPI 150+				
21- 5	0- 2	0- 2	OVERALL	5- 0	1- 0	15- 1				
13- 0	0- 0	0- 0	HOME	2- 0	1- 0	10- 0				
8- 3	0- 1	0- 1	AWAY	3- 0	0- 0	5- 1				
0- 2	0- 1	0- 1	NEUTRAL	0- 0	0- 0	0- 0				
7- 4	0- 2	0- 2	NON-CONFERENCE	0- 0	1- 0	6- 0				
5- 0	0- 0	0- 0	HOME	0- 0	1- 0	4- 0				
2- 2	0- 1	0- 1	AWAY	0- 0	0- 0	2- 0				
0- 2	0- 1	0- 1	NEUTRAL	0- 0	0- 0	0- 0				
14- 1	0- 0	0- 0	CONFERENCE	5- 0	0- 0	9- 1				
8- 0	0- 0	0- 0	HOME	2- 0	0- 0	6- 0				
6- 1	0- 0	0- 0	AWAY	3- 0	0- 0	3- 1				
0- 0	0- 0	0- 0	NEUTRAL	0- 0	0- 0	0- 0				

RPI 1-25				RPI 26-50				Team's RPI: 41	RPI 51-100				RPI 101+			
RPI	S	Opponent	Score	RPI	S	Opponent	Score		RPI	S	Opponent	Score	RPI	S	Opponent	Score
3	N	Baylor	63 77	27	N	West Virginia	62 69		73	A	Hofstra	71 54	118	H	Liberty	72 56
10	A	UCLA	61 90	38	A	St. Bonaventure	45 56		73	H	Hofstra	57 42	160	A	Northeastern	61 52
									82	A	Drexel	59 55	160	H	Northeastern	85 62
									82	H	Drexel	67 56	166	A	Hampton	68 56
									95	A	Elon	81 76	170	H	Delaware	75 55
													176	H	Davidson	87 45
													197	A	William & Mary	59 65
													197	H	William & Mary	83 63
													199	A	Richmond	73 47
													235	H	Col. of Charleston	83 61
													248	H	Morgan St.	92 31
													256	A	UNCW	77 41
													256	H	UNCW	60 40
													279	H	American	74 45
													287	A	Towson	64 57
													287	H	Towson	61 45
													321	H	Longwood	88 30
LAST 12 Division I GAMES:																
256	A	UNCW	77 41	73	A	Hofstra	71 54									
287	H	Towson	61 45	256	H	UNCW	60 40									
197	H	William & Mary	83 63	170	H	Delaware	75 55									
73	H	Hofstra	57 42	287	A	Towson	64 57									
82	A	Drexel	59 55	160	H	Northeastern	85 62									
160	A	Northeastern	61 52	82	H	Drexel	67 56									

Non-Div I Games:

James Madison

■ Loss,
■ Non-Conf,
■ S Site,
■ H Home
■ A Away
N Neutral

Kansas

Through Games Of Feb. 27, 2016

Average RPI Win:	192	WON-LOST	WINNING	LAST 10	STRENGTH OF	OPP. STRENGTH	TEAM	ADJ.	CONF.	ADJ CONF.
Average RPI Loss:	76	RECORD	PCT. RANK	GAMES	SCHEDULE	OF SCHEDULE	RPI	RPI	RPI	RPI
DIV. I ONLY	5- 23	316	0- 10	26	34	226	226	3	3	
DIV. I NON-CONF.	5- 6	180	0- 0	207	184	239	239	3	3	
TOTALS	RPI 1-25	RPI 26-50	W-L RECORDS	RPI 51-100	RPI 101-150	RPI 150+				
5- 23	0- 6	0- 7	OVERALL	0- 2	2- 6	3- 2				
4- 13	0- 3	0- 4	HOME	0- 2	2- 3	2- 1				
0- 10	0- 3	0- 3	AWAY	0- 0	0- 3	0- 1				
1- 0	0- 0	0- 0	NEUTRAL	0- 0	0- 0	1- 0				
5- 6	0- 0	0- 1	NON-CONFERENCE	0- 1	2- 2	3- 2				
4- 4	0- 0	0- 1	HOME	0- 1	2- 1	2- 1				
0- 2	0- 0	0- 0	AWAY	0- 0	0- 1	0- 1				
1- 0	0- 0	0- 0	NEUTRAL	0- 0	0- 0	1- 0				
0- 17	0- 6	0- 6	CONFERENCE	0- 1	0- 4	0- 0				
0- 9	0- 3	0- 3	HOME	0- 1	0- 2	0- 0				
0- 8	0- 3	0- 3	AWAY	0- 0	0- 2	0- 0				
0- 0	0- 0	0- 0	NEUTRAL	0- 0	0- 0	0- 0				

RPI	S	Opponent	Score	RPI	S	Opponent	Score	RPI	S	Opponent	Score	RPI	S	Opponent	Score	Team's RPI: 226
3	A	Baylor	49 81	27	A	West Virginia	35 72	83	H	TCU	44 70	102	H	Memphis	72 63	
3	H	Baylor	40 58	27	H	West Virginia	45 65	84	H	Washington St.	53 66	109	A	Iowa St.	49 65	
6	A	Texas	46 70	34	A	Oklahoma	44 67					109	H	Iowa St.	53 63	
6	H	Texas	38 75	34	H	Oklahoma	66 72					135	A	Arizona	52 67	
25	A	Oklahoma St.	49 71	45	A	Kansas St.	67 81					140	A	Texas Tech	44 54	
25	H	Oklahoma St.	46 74	45	H	Kansas St.	46 59					140	H	Texas Tech	58 69	
				50	H	St. John's (NY)	71 86					142	H	Creighton	67 54	
LAST 12 Division I GAMES:																
140	H	Texas Tech	58 69	109	H	Iowa St.	53 63									
25	A	Oklahoma St.	49 71	140	A	Texas Tech	44 54									
34	H	Oklahoma	66 72	6	A	Texas	46 70									
83	H	TCU	44 70	25	H	Oklahoma St.	46 74									
45	A	Kansas St.	67 81	45	H	Kansas St.	46 59									
3	A	Baylor	49 81	27	A	West Virginia	35 72									

Non-Div I Games:

Kansas

Loss, Non-Conf, S Site, H Home A Away N Neutral

Average RPI Win:	155	WON-LOST	WINNING	LAST 10	STRENGTH OF	OPP. STRENGTH	TEAM	ADJ.	CONF.	ADJ CONF.
Average RPI Loss:	30	RECORD	PCT. RANK	GAMES	SCHEDULE	OF SCHEDULE	RPI	RPI	RPI	RPI
DIV. I ONLY	18- 10	86	5- 5	17	52	45	45	3	3	
DIV. I NON-CONF.	10- 1	19	0- 0	61	262	12	12	3	3	
TOTALS	RPI 1-25	RPI 26-50	W-L RECORDS	RPI 51-100	RPI 101-150	RPI 150+				
18- 10	1- 5	1- 3	OVERALL	3- 1	4- 1	9- 0				
13- 4	1- 2	1- 1	HOME	3- 0	2- 1	6- 0				
5- 6	0- 3	0- 2	AWAY	0- 1	2- 0	3- 0				
0- 0	0- 0	0- 0	NEUTRAL	0- 0	0- 0	0- 0				
10- 1	0- 1	0- 0	NON-CONFERENCE	2- 0	1- 0	7- 0				
8- 0	0- 0	0- 0	HOME	2- 0	1- 0	5- 0				
2- 1	0- 1	0- 0	AWAY	0- 0	0- 0	2- 0				
0- 0	0- 0	0- 0	NEUTRAL	0- 0	0- 0	0- 0				
8- 9	1- 4	1- 3	CONFERENCE	1- 1	3- 1	2- 0				
5- 4	1- 2	1- 1	HOME	1- 0	1- 1	1- 0				
3- 5	0- 2	0- 2	AWAY	0- 1	2- 0	1- 0				
0- 0	0- 0	0- 0	NEUTRAL	0- 0	0- 0	0- 0				

RPI	S	Opponent	Score	RPI	S	Opponent	Score	Team's RPI: 45	RPI	S	Opponent	Score	RPI	S	Opponent	Score
3	A	Baylor	52 87	27	A	West Virginia	44 64		58	H	South Dakota	84 81	109	A	Iowa St.	68 53
3	H	Baylor	52 63	27	H	West Virginia	53 72		74	H	Abilene Christian	76 45	109	H	Iowa St.	79 84
4	A	UConn	57 97	34	A	Oklahoma	58 68		83	A	TCU	73 87	140	A	Texas Tech	65 53
6	A	Texas	51 58	34	H	Oklahoma	87 71		83	H	TCU	58 49	140	H	Texas Tech	65 53
6	H	Texas	51 66										143	H	UT Arlington	61 41
25	H	Oklahoma St.	47 44										167	H	Southern U.	59 47
													181	H	Fla. Atlantic	102 53
													184	A	Tulsa	75 67
													209	H	UTRGV	61 43
													226	A	Kansas	59 46
													226	H	Kansas	81 67
													227	H	Sam Houston St.	78 50
													230	H	Western Ill.	84 45
													340	A	Chicago St.	63 54
LAST 12 Division I GAMES:																
3	H	Baylor	52 63	27	A	West Virginia	44 64		3	A	Baylor	52 87				
109	A	Iowa St.	68 53						6	H	Texas	51 66				
140	H	Texas Tech	65 53						140	A	Texas Tech	65 53				
6	A	Texas	51 58						226	A	Kansas	59 46				
226	H	Kansas	81 67						226	A	Kansas	59 46				
34	H	Oklahoma	87 71						83	H	TCU	58 49				

Non-Div I Games:

Kansas St.

 Loss,
 Non-Conf,
 S Site,
 H Home
 A Away
N Neutral

Average RPI Win: 313		WON-LOST	WINNING	LAST 10	STRENGTH OF	OPP. STRENGTH	TEAM	ADJ.	CONF.	ADJ CONF.
Average RPI Loss: 176		RECORD	PCT. RANK	GAMES	SCHEDULE	OF SCHEDULE	RPI	RPI	RPI	RPI
DIV. I ONLY		10- 18	258	4- 6	279	318	286	286	29	29
DIV. I NON-CONF.		4- 10	253	0- 0	258	327	305	305	28	28
TOTALS	RPI 1-25		RPI 26-50		W-L RECORDS		RPI 51-100		RPI 101-150	RPI 150+
10- 18	0- 2		0- 0		OVERALL		0- 2		0- 3	10- 11
7- 6	0- 0		0- 0		HOME		0- 1		0- 2	7- 3
3- 12	0- 2		0- 0		AWAY		0- 1		0- 1	3- 8
0- 0	0- 0		0- 0		NEUTRAL		0- 0		0- 0	0- 0
4- 10	0- 2		0- 0		NON-CONFERENCE		0- 0		0- 1	4- 7
4- 2	0- 0		0- 0		HOME		0- 0		0- 1	4- 1
0- 8	0- 2		0- 0		AWAY		0- 0		0- 0	0- 6
0- 0	0- 0		0- 0		NEUTRAL		0- 0		0- 0	0- 0
6- 8	0- 0		0- 0		CONFERENCE		0- 2		0- 2	6- 4
3- 4	0- 0		0- 0		HOME		0- 1		0- 1	3- 2
3- 4	0- 0		0- 0		AWAY		0- 1		0- 1	3- 2
0- 0	0- 0		0- 0		NEUTRAL		0- 0		0- 0	0- 0

[illegible]

Non-Div I Games:	Thomas (GA)	70	41
------------------	-------------	----	----

Kennesaw St.

Loss, Non-Conf, S Site, H Home A Away N Neutral

Average RPI Win:	237	WON-LOST	WINNING	LAST 10	STRENGTH OF	OPP. STRENGTH	TEAM	ADJ.	CONF.	ADJ CONF.
Average RPI Loss:	157	RECORD	PCT. RANK	GAMES	SCHEDULE	OF SCHEDULE	RPI	RPI	RPI	RPI
DIV. I ONLY	4- 21	322	2- 8	200	170	322	322	11	11	
DIV. I NON-CONF.	2- 7	280	0- 0	334	280	345	345	13	13	
TOTALS	RPI 1-25	RPI 26-50	W-L RECORDS	RPI 51-100	RPI 101-150	RPI 150+				
4- 21	0- 0	0- 2	OVERALL	1- 3	0- 9	3- 7				
4- 10	0- 0	0- 1	HOME	1- 1	0- 5	3- 3				
0- 11	0- 0	0- 1	AWAY	0- 2	0- 4	0- 4				
0- 0	0- 0	0- 0	NEUTRAL	0- 0	0- 0	0- 0				
2- 7	0- 0	0- 0	NON-CONFERENCE	0- 1	0- 2	2- 4				
2- 4	0- 0	0- 0	HOME	0- 1	0- 1	2- 2				
0- 3	0- 0	0- 0	AWAY	0- 0	0- 1	0- 2				
0- 0	0- 0	0- 0	NEUTRAL	0- 0	0- 0	0- 0				
2- 14	0- 0	0- 2	CONFERENCE	1- 2	0- 7	1- 3				
2- 6	0- 0	0- 1	HOME	1- 0	0- 4	1- 1				
0- 8	0- 0	0- 1	AWAY	0- 2	0- 3	0- 2				
0- 0	0- 0	0- 0	NEUTRAL	0- 0	0- 0	0- 0				

RPI S	Opponent	Score	RPI S	Opponent	Score	RPI S	Opponent	Score	RPI S	Opponent	Score	Team's RPI: 322
43	A Ohio	52 86	43	H Ohio	54 93	66	H Ball St.	59 50	103	H Wright St.	68 73	
						72	A Central Mich.	61 81	106	A Toledo	67 73	
						76	H Minnesota	73 85	106	H Toledo	64 67	
						86	A Eastern Mich.	51 72	120	H Buffalo	66 77	
									124	A Akron	66 78	
									124	H Akron	60 70	
									128	A Youngstown St.	61 91	
									137	A Western Mich.	52 73	
									137	H Western Mich.	53 65	
									215	H Brown	57 62	
									252	H Northern Ill.	95 85	
									258	A Bowling Green	49 71	
									258	H Bowling Green	55 65	
									273	H Cleveland St.	49 60	
									274	A Miami (OH)	52 55	
									305	A Bradley	60 68	
									307	H Colgate	76 71	
									315	A IPFW	68 86	
									323	H North Dakota St.	75 54	
LAST 12 Division I GAMES:												
124	H Akron	60 70	274	A Miami (OH)	52 55							
43	A Ohio	52 86	137	H Western Mich.	53 65							
258	H Bowling Green	55 65	252	H Northern Ill.	95 85							
124	A Akron	66 78	258	A Bowling Green	49 71							
66	H Ball St.	59 50	43	H Ohio	54 93							
106	H Toledo	64 67	86	A Eastern Mich.	51 72							

Non-Div I Games: Malone 73 59

Kent St.

Kentucky

Through Games Of Feb. 27, 2016

Average RPI Win:	114	WON-LOST	WINNING	LAST 10	STRENGTH OF	OPP. STRENGTH	TEAM	ADJ.	CONF.	ADJ CONF.
Average RPI Loss:	56	RECORD	PCT. RANK	GAMES	SCHEDULE	OF SCHEDULE	RPI	RPI	RPI	RPI
DIV. I ONLY	20- 6	42	6- 4	18	18	14	14	2	2	
DIV. I NON-CONF.	11- 0	1	0- 0	93	58	6	6	2	2	
TOTALS	RPI 1-25	RPI 26-50	W-L RECORDS	RPI 51-100	RPI 101-150	RPI 150+				
20- 6	3- 3	3- 0	OVERALL	5- 2	4- 0	5- 1				
14- 2	1- 1	2- 0	HOME	3- 1	3- 0	5- 0				
6- 4	2- 2	1- 0	AWAY	2- 1	1- 0	0- 1				
0- 0	0- 0	0- 0	NEUTRAL	0- 0	0- 0	0- 0				
11- 0	2- 0	0- 0	NON-CONFERENCE	3- 0	1- 0	5- 0				
8- 0	1- 0	0- 0	HOME	2- 0	0- 0	5- 0				
3- 0	1- 0	0- 0	AWAY	1- 0	1- 0	0- 0				
0- 0	0- 0	0- 0	NEUTRAL	0- 0	0- 0	0- 0				
9- 6	1- 3	3- 0	CONFERENCE	2- 2	3- 0	0- 1				
6- 2	0- 1	2- 0	HOME	1- 1	3- 0	0- 0				
3- 4	1- 2	1- 0	AWAY	1- 1	0- 0	0- 1				
0- 0	0- 0	0- 0	NEUTRAL	0- 0	0- 0	0- 0				

RPI	S	Opponent	Score	RPI	S	Opponent	Score	RPI	S	Opponent	Score	RPI	S	Opponent	Score
2	A	South Carolina	68 78	26	A	Mississippi St.	83 60	54	H	Duke	71 61	123	H	LSU	70 58
2	H	South Carolina	62 73	28	H	Missouri	69 59	59	A	Middle Tenn.	68 52	131	H	Arkansas	77 63
7	A	Arizona St.	68 64	31	H	Tennessee	64 63	60	A	Auburn	61 66	138	A	Northern Ky.	84 65
12	H	Louisville	72 54					60	H	Auburn	54 47	147	H	Alabama	73 48
20	A	Florida	79 85					86	H	Eastern Mich.	89 67	165	A	Ole Miss	65 73
22	A	Georgia	64 53					87	A	Vanderbilt	71 55	186	H	Colorado	86 61
								87	H	Vanderbilt	69 71	223	H	Rice	72 39
												251	H	Tennessee St.	81 39
												303	H	Jackson St.	92 24
												304	H	Morehead St.	112 57
LAST 12 Division I GAMES:															
28	H	Missouri	69 59	20	A	Florida	79 85								
131	H	Arkansas	77 63	87	H	Vanderbilt	69 71								
26	A	Mississippi St.	83 60	31	H	Tennessee	64 63								
87	A	Vanderbilt	71 55	165	A	Ole Miss	65 73								
123	H	LSU	70 58	60	H	Auburn	54 47								
2	A	South Carolina	68 78	2	H	South Carolina	62 73								

Non-Div I Games:

Kentucky

■ Loss,
■ Non-Conf, S Site,
■ Home
■ Away
N Neutral

Average RPI Win: 308		WON-LOST	WINNING	LAST 10	STRENGTH OF	OPP. STRENGTH	TEAM	ADJ.	CONF.	ADJ CONF.
Average RPI Loss: 235		RECORD	PCT. RANK	GAMES	SCHEDULE	OF SCHEDULE	RPI	RPI	RPI	RPI
DIV. I ONLY		8- 20	282	3- 7	335	344	326	326	30	30
DIV. I NON-CONF.		2- 9	296	0- 0	320	302	334	334	32	32
TOTALS	RPI 1-25		RPI 26-50		W-L RECORDS		RPI 51-100		RPI 101-150	RPI 150+
8- 20	0- 1		0- 0		OVERALL		0- 0		0- 2	8- 17
2- 11	0- 1		0- 0		HOME		0- 0		0- 0	2- 10
6- 7	0- 0		0- 0		AWAY		0- 0		0- 2	6- 5
0- 2	0- 0		0- 0		NEUTRAL		0- 0		0- 0	0- 2
2- 9	0- 1		0- 0		NON-CONFERENCE		0- 0		0- 2	2- 6
0- 5	0- 1		0- 0		HOME		0- 0		0- 0	0- 4
2- 2	0- 0		0- 0		AWAY		0- 0		0- 2	2- 0
0- 2	0- 0		0- 0		NEUTRAL		0- 0		0- 0	0- 2
6- 11	0- 0		0- 0		CONFERENCE		0- 0		0- 0	6- 11
2- 6	0- 0		0- 0		HOME		0- 0		0- 0	2- 6
4- 5	0- 0		0- 0		AWAY		0- 0		0- 0	4- 5
0- 0	0- 0		0- 0		NEUTRAL		0- 0		0- 0	0- 0

[illegible]

Non-Div I Games:

LIU Brooklyn

Loss, Non-Conf, S Site, H Home A Away N Neutral

RPI	S	Opponent	Score
345	H	NJIT	44 53

LIU Brooklyn

L
I
U
B
r
o
o
k
l
y
n

L
I
U
B
r
o
o
k
l
y
n

Average RPI Win:	159	WON-LOST	WINNING	LAST 10	STRENGTH OF	OPP. STRENGTH	TEAM	ADJ.	CONF.	ADJ CONF.
Average RPI Loss:	57	RECORD	PCT. RANK	GAMES	SCHEDULE	OF SCHEDULE	RPI	RPI	RPI	RPI
DIV. I ONLY	9- 19	269	2- 8	3	55	123	123	2	2	
DIV. I NON-CONF.	6- 7	176	0- 0	24	181	112	112	2	2	
TOTALS	RPI 1-25	RPI 26-50	W-L RECORDS	RPI 51-100	RPI 101-150	RPI 150+				
9- 19	1- 7	1- 2	OVERALL	0- 6	2- 4	5- 0				
6- 7	0- 3	1- 1	HOME	0- 1	1- 2	4- 0				
2- 10	1- 4	0- 1	AWAY	0- 3	1- 2	0- 0				
1- 2	0- 0	0- 0	NEUTRAL	0- 2	0- 0	1- 0				
6- 7	0- 1	0- 0	NON-CONFERENCE	0- 4	2- 2	4- 0				
4- 1	0- 0	0- 0	HOME	0- 0	1- 1	3- 0				
1- 4	0- 1	0- 0	AWAY	0- 2	1- 1	0- 0				
1- 2	0- 0	0- 0	NEUTRAL	0- 2	0- 0	1- 0				
3- 12	1- 6	1- 2	CONFERENCE	0- 2	0- 2	1- 0				
2- 6	0- 3	1- 1	HOME	0- 1	0- 1	1- 0				
1- 6	1- 3	0- 1	AWAY	0- 1	0- 1	0- 0				
0- 0	0- 0	0- 0	NEUTRAL	0- 0	0- 0	0- 0				

RPI	S	Opponent	Score	RPI	S	Opponent	Score	RPI	S	Opponent	Score	RPI	S	Opponent	Score	Team's RPI: 123
4	A	UConn	40 86	26	H	Mississippi St.	52 71	56	A	Rutgers	57 69	107	H	Samford	44 47	
13	A	Texas A&M	54 68	28	A	Missouri	46 52	57	N	Purdue	52 69	119	A	Little Rock	57 51	
13	H	Texas A&M	35 53	31	H	Tennessee	57 56	60	H	Auburn	53 63	127	A	Wake Forest	57 60	
14	A	Kentucky	58 70					69	N	Maine	41 52	131	H	Arkansas	44 48	
20	A	Florida	45 53					80	A	Tulane	63 67	134	H	Long Beach St.	59 53	
20	H	Florida	56 82					87	A	Vanderbilt	42 58	147	A	Alabama	45 62	
22	A	Georgia	53 46									165	H	Ole Miss	76 57	
22	H	Georgia	47 58									172	N	Marist	72 49	
												243	H	Texas Southern	86 36	
												266	H	UC Santa Barbara	68 50	
												278	H	La.-Monroe	61 54	
LAST 12 Division I GAMES:																
20	H	Florida	56 82	60	H	Auburn	53 63									
31	H	Tennessee	57 56	28	A	Missouri	46 52									
13	A	Texas A&M	54 68	22	A	Georgia	53 46									
22	H	Georgia	47 58	131	H	Arkansas	44 48									
14	A	Kentucky	58 70	20	A	Florida	45 53									
26	H	Mississippi St.	52 71	87	A	Vanderbilt	42 58									

Non-Div I Games:

LSU

■ Loss,
■ Non-Conf,
■ S Site,
■ H Home
■ A Away
N Neutral

Average RPI Win:	248	WON-LOST	WINNING	LAST 10	STRENGTH OF	OPP. STRENGTH	TEAM	ADJ.	CONF.	ADJ CONF.
Average RPI Loss:	127	RECORD	PCT. RANK	GAMES	SCHEDULE	OF SCHEDULE	RPI	RPI	RPI	RPI
DIV. I ONLY	5- 24	320	2- 8	116	120	275	275	7	7	
DIV. I NON-CONF.	3- 10	277	0- 1	148	260	244	244	8	8	
TOTALS	RPI 1-25	RPI 26-50	W-L RECORDS	RPI 51-100	RPI 101-150	RPI 150+				
5- 24	0- 1	0- 5	OVERALL	0- 4	1- 3	4- 11				
2- 11	0- 0	0- 3	HOME	0- 3	1- 0	1- 5				
2- 12	0- 1	0- 2	AWAY	0- 1	0- 2	2- 6				
1- 1	0- 0	0- 0	NEUTRAL	0- 0	0- 1	1- 0				
3- 10	0- 0	0- 3	NON-CONFERENCE	0- 1	0- 2	3- 4				
0- 5	0- 0	0- 2	HOME	0- 1	0- 0	0- 2				
2- 4	0- 0	0- 1	AWAY	0- 0	0- 1	2- 2				
1- 1	0- 0	0- 0	NEUTRAL	0- 0	0- 1	1- 0				
2- 14	0- 1	0- 2	CONFERENCE	0- 3	1- 1	1- 7				
2- 6	0- 0	0- 1	HOME	0- 2	1- 0	1- 3				
0- 8	0- 1	0- 1	AWAY	0- 1	0- 1	0- 4				
0- 0	0- 0	0- 0	NEUTRAL	0- 0	0- 0	0- 0				

RPI	S	Opponent	Score	RPI	S	Opponent	Score	RPI	S	Opponent	Score	RPI	S	Opponent	Score	Team's RPI: 275
24	A	Duquesne	49 74	35	A	Miami (FL)	58 86	55	A	Saint Louis	70 79	101	A	Saint Joseph's	55 64	
				36	H	Penn	68 78	63	H	Temple	48 77	101	H	Saint Joseph's	75 70	
				37	A	George Washington	59 83	71	H	Dayton	51 67	127	A	Wake Forest	53 61	
				38	H	St. Bonaventure	63 70	81	H	VCU	76 84	150	N	Milwaukee	53 69	
				49	H	Villanova	56 67					168	A	Fordham	44 54	
												169	A	UMBC	29 60	
												176	H	Davidson	58 66	
												187	A	George Mason	70 79	
												191	A	Fairfield	59 62	
												199	H	Richmond	43 60	
												207	A	Massachusetts	57 80	
												207	H	Massachusetts	66 57	
												212	H	Robert Morris	45 76	
												216	A	Rhode Island	52 62	
												216	H	Rhode Island	61 72	
												237	H	North Texas	63 69	
												253	A	Monmouth	65 50	
												333	A	Howard	71 68	
												347	N	Norfolk St.	67 59	
LAST 12 Division I GAMES:																
207	A	Massachusetts	57 80	81	H	VCU	76 84									
24	A	Duquesne	49 74	216	A	Rhode Island	52 62									
38	H	St. Bonaventure	63 70	101	A	Saint Joseph's	55 64									
101	H	Saint Joseph's	75 70	71	H	Dayton	51 67									
168	A	Fordham	44 54	55	A	Saint Louis	70 79									
207	H	Massachusetts	66 57	36	H	Penn	68 78									

Non-Div I Games:

La Salle

■ Loss,
 ■ Non-Conf,
 ■ S Site,
 ■ H Home
 ■ A Away
 N Neutral

La.-Lafayette

Through Games Of Feb. 27, 2016

Average RPI Win:	215	WON-LOST	WINNING	LAST 10	STRENGTH OF	OPP. STRENGTH	TEAM	ADJ.	CONF.	ADJ CONF.
Average RPI Loss:	166	RECORD	PCT. RANK	GAMES	SCHEDULE	OF SCHEDULE	RPI	RPI	RPI	RPI
DIV. I ONLY	16- 9	92	4- 6	254	190	133	133	15	15	
DIV. I NON-CONF.	5- 2	86	0- 0	323	214	147	147	14	14	
TOTALS	RPI 1-25	RPI 26-50	W-L RECORDS	RPI 51-100	RPI 101-150	RPI 150+				
16- 9	0- 0	0- 2	OVERALL	0- 0	4- 1	12- 6				
7- 3	0- 0	0- 1	HOME	0- 0	1- 1	6- 1				
7- 6	0- 0	0- 1	AWAY	0- 0	2- 0	5- 5				
2- 0	0- 0	0- 0	NEUTRAL	0- 0	1- 0	1- 0				
5- 2	0- 0	0- 0	NON-CONFERENCE	0- 0	1- 0	4- 2				
2- 0	0- 0	0- 0	HOME	0- 0	0- 0	2- 0				
1- 2	0- 0	0- 0	AWAY	0- 0	0- 0	1- 2				
2- 0	0- 0	0- 0	NEUTRAL	0- 0	1- 0	1- 0				
11- 7	0- 0	0- 2	CONFERENCE	0- 0	3- 1	8- 4				
5- 3	0- 0	0- 1	HOME	0- 0	1- 1	4- 1				
6- 4	0- 0	0- 1	AWAY	0- 0	2- 0	4- 3				
0- 0	0- 0	0- 0	NEUTRAL	0- 0	0- 0	0- 0				

RPI 1-25			RPI 26-50			RPI 51-100			RPI 101+ Team's RPI: 133		
RPI	S	Opponent	Score	RPI	S	Opponent	Score	RPI	S	Opponent	Score
				40	A	Arkansas St.	56 83				
				40	H	Arkansas St.	62 74				
LAST 12 Division I GAMES:											
				198	A	South Ala.	59 68				
				171	A	Troy	83 90				
				211	A	Texas St.	59 47				
				143	A	UT Arlington	59 42				
				119	H	Little Rock	49 58				
				40	H	Arkansas St.	62 74				
				259	A	Appalachian St.	59 76				
				278	H	La.-Monroe	52 40				
				143	H	UT Arlington	63 52				
				211	H	Texas St.	42 46				
				171	H	Troy	56 53				
				198	H	South Ala.	69 50				
				281	A	Houston	51 52				
				290	A	Ga. Southern	56 39				
				311	H	Alcorn	73 61				

Non-Div I Games: Southern-N.O. 81 28 Dillard 84 36

La.-Lafayette

Loss, Non-Conf, S Site, H Home A Away N Neutral

Average RPI Win:	248	WON-LOST	WINNING	LAST 10	STRENGTH OF	OPP. STRENGTH	TEAM	ADJ.	CONF.	ADJ CONF.
Average RPI Loss:	153	RECORD	PCT. RANK	GAMES	SCHEDULE	OF SCHEDULE	RPI	RPI	RPI	RPI
DIV. I ONLY	6- 17	290	2- 8	219	178	278	278	15	15	
DIV. I NON-CONF.	2- 3	201	0- 0	330	100	241	241	14	14	
TOTALS	RPI 1-25	RPI 26-50	W-L RECORDS	RPI 51-100	RPI 101-150	RPI 150+				
6- 17	0- 0	0- 2	OVERALL	0- 1	0- 7	6- 7				
3- 6	0- 0	0- 1	HOME	0- 0	0- 3	3- 2				
3- 11	0- 0	0- 1	AWAY	0- 1	0- 4	3- 5				
0- 0	0- 0	0- 0	NEUTRAL	0- 0	0- 0	0- 0				
2- 3	0- 0	0- 0	NON-CONFERENCE	0- 1	0- 1	2- 1				
1- 0	0- 0	0- 0	HOME	0- 0	0- 0	1- 0				
1- 3	0- 0	0- 0	AWAY	0- 1	0- 1	1- 1				
0- 0	0- 0	0- 0	NEUTRAL	0- 0	0- 0	0- 0				
4- 14	0- 0	0- 2	CONFERENCE	0- 0	0- 6	4- 6				
2- 6	0- 0	0- 1	HOME	0- 0	0- 3	2- 2				
2- 8	0- 0	0- 1	AWAY	0- 0	0- 3	2- 4				
0- 0	0- 0	0- 0	NEUTRAL	0- 0	0- 0	0- 0				

RPI 1-25				RPI 26-50				RPI 51-100				RPI 101+				Team's RPI: 278	
RPI	S	Opponent	Score	RPI	S	Opponent	Score	RPI	S	Opponent	Score	RPI	S	Opponent	Score		
				40	A	Arkansas St.	43 66	83	A	TCU	42 80	119	A	Little Rock	44 56		
				40	H	Arkansas St.	64 78					119	H	Little Rock	37 53		
												123	A	LSU	54 61		
												133	A	La.-Lafayette	40 52		
												133	H	La.-Lafayette	52 71		
												143	A	UT Arlington	32 40		
												143	H	UT Arlington	50 60		
												156	A	McNeese St.	62 72		
												171	A	Troy	64 74		
												171	H	Troy	77 73		
												198	A	South Ala.	67 54		
												198	H	South Ala.	57 63		
												211	A	Texas St.	57 63		
												211	H	Texas St.	63 59		
												259	A	Appalachian St.	52 64		
												259	H	Appalachian St.	54 57		
												267	A	Georgia St.	52 65		
												290	A	Ga. Southern	50 49		
												306	A	Southeastern La.	88 84		
												312	H	Nicholls St.	69 57		
LAST 12 Division I GAMES:																	
				171	A	Troy	64 74	259	A	Appalachian St.	52 64						
				198	A	South Ala.	67 54	133	A	La.-Lafayette	40 52						
				143	A	UT Arlington	32 40	211	H	Texas St.	63 59						
				211	A	Texas St.	57 63	143	H	UT Arlington	50 60						
				40	H	Arkansas St.	64 78	198	H	South Ala.	57 63						
				119	H	Little Rock	37 53	171	H	Troy	77 73						

Non-Div I Games: LSU-Alexandria 73 42 Louisiana Col. 85 42 LSU-Shreveport 57 40 Dillard 70 46
La.-Monroe

Loss, Non-Conf, S Site, H Home A Away N Neutral

Lafayette

Through Games Of Feb. 27, 2016

Average RPI Win:	320	WON-LOST	WINNING	LAST 10	STRENGTH OF	OPP. STRENGTH	TEAM	ADJ.	CONF.	ADJ CONF.
Average RPI Loss:	194	RECORD	PCT. RANK	GAMES	SCHEDULE	OF SCHEDULE	RPI	RPI	RPI	RPI
DIV. I ONLY	6- 21	303	2- 8	296	295	327	327	25	25	
DIV. I NON-CONF.	2- 8	290	0- 0	273	305	327	327	27	27	
TOTALS	RPI 1-25	RPI 26-50	W-L RECORDS	RPI 51-100	RPI 101-150	RPI 150+				
6- 21	0- 1	0- 1	OVERALL	0- 3	0- 0	6- 16				
4- 7	0- 1	0- 0	HOME	0- 1	0- 0	4- 5				
2- 12	0- 0	0- 1	AWAY	0- 2	0- 0	2- 9				
0- 2	0- 0	0- 0	NEUTRAL	0- 0	0- 0	0- 2				
2- 8	0- 1	0- 1	NON-CONFERENCE	0- 0	0- 0	2- 6				
2- 1	0- 1	0- 0	HOME	0- 0	0- 0	2- 0				
0- 5	0- 0	0- 1	AWAY	0- 0	0- 0	0- 4				
0- 2	0- 0	0- 0	NEUTRAL	0- 0	0- 0	0- 2				
4- 13	0- 0	0- 0	CONFERENCE	0- 3	0- 0	4- 10				
2- 6	0- 0	0- 0	HOME	0- 1	0- 0	2- 5				
2- 7	0- 0	0- 0	AWAY	0- 2	0- 0	2- 5				
0- 0	0- 0	0- 0	NEUTRAL	0- 0	0- 0	0- 0				

RPI 1-25				RPI 26-50				RPI 51-100				RPI 101+ Team's RPI: 327			
RPI	S	Opponent	Score	RPI	S	Opponent	Score	RPI	S	Opponent	Score	RPI	S	Opponent	Score
24	H	Duquesne	65 73	36	A	Penn	37 54	67	A	Army West Point	57 84	168	A	Fordham	49 61
								67	H	Army West Point	45 78	170	A	Delaware	47 67
								85	A	Bucknell	55 69	199	N	Richmond	46 54
												206	A	Lehigh	74 82
												206	H	Lehigh	65 80
												210	A	Hartford	50 55
												221	A	Navy	48 64
												221	H	Navy	58 65
												241	A	Loyola Maryland	65 66
												241	H	Loyola Maryland	51 55
												250	A	Holy Cross	49 66
												250	H	Holy Cross	54 57
												255	N	Coppin St.	57 64
												279	A	American	60 51
												279	H	American	63 59
												307	A	Colgate	55 70
												307	H	Colgate	59 72
												335	H	St. Francis Brooklyn	77 59
												336	H	Saint Peter's	72 69
												342	A	Wagner	48 69
												344	A	Boston U.	71 64
												344	H	Boston U.	71 56
LAST 12 Division I GAMES:															
307	A	Colgate	55 70	344	A	Boston U.	71 64								
85	A	Bucknell	55 69	67	A	Army West Point	57 84								
206	H	Lehigh	65 80	241	H	Loyola Maryland	51 55								
279	H	American	63 59	206	A	Lehigh	74 82								
221	A	Navy	48 64	279	A	American	60 51								
250	H	Holy Cross	54 57	221	H	Navy	58 65								

Non-Div I Games:

Lafayette

■ Loss,
 ■ Non-Conf,
 ■ S Site,
 ■ H Home
 ■ A Away
 N Neutral

Average RPI Win:	262	WON-LOST	WINNING	LAST 10	STRENGTH OF	OPP. STRENGTH	TEAM	ADJ.	CONF.	ADJ CONF.
Average RPI Loss:	176	RECORD	PCT. RANK	GAMES	SCHEDULE	OF SCHEDULE	RPI	RPI	RPI	RPI
DIV. I ONLY	7- 17	280	4- 6	220	261	283	283	27	27	
DIV. I NON-CONF.	0- 7	338	0- 0	197	86	331	331	26	26	
TOTALS	RPI 1-25	RPI 26-50	W-L RECORDS	RPI 51-100	RPI 101-150	RPI 150+				
7- 17	0- 1	0- 1	OVERALL	1- 2	0- 2	6- 11				
5- 5	0- 0	0- 0	HOME	1- 0	0- 1	4- 4				
2- 12	0- 1	0- 1	AWAY	0- 2	0- 1	2- 7				
0- 0	0- 0	0- 0	NEUTRAL	0- 0	0- 0	0- 0				
0- 7	0- 1	0- 1	NON-CONFERENCE	0- 1	0- 0	0- 4				
0- 1	0- 0	0- 0	HOME	0- 0	0- 0	0- 1				
0- 6	0- 1	0- 1	AWAY	0- 1	0- 0	0- 3				
0- 0	0- 0	0- 0	NEUTRAL	0- 0	0- 0	0- 0				
7- 10	0- 0	0- 0	CONFERENCE	1- 1	0- 2	6- 7				
5- 4	0- 0	0- 0	HOME	1- 0	0- 1	4- 3				
2- 6	0- 0	0- 0	AWAY	0- 1	0- 1	2- 4				
0- 0	0- 0	0- 0	NEUTRAL	0- 0	0- 0	0- 0				

RPI 1-25				RPI 26-50				RPI 51-100				RPI 101+ Team's RPI: 283			
RPI	S	Opponent	Score	RPI	S	Opponent	Score	RPI	S	Opponent	Score	RPI	S	Opponent	Score
25	A	Oklahoma St.	45 90	28	A	Missouri	57 91	74	A	Abilene Christian	62 90	114	A	Central Ark.	49 74
								74	H	Abilene Christian	63 54	122	H	Northwestern St.	51 73
								77	A	Utah	67 71	156	A	McNeese St.	84 92
												156	H	McNeese St.	69 76
												177	A	Loyola Chicago	71 82
												201	A	Stephen F. Austin	64 60
												201	H	Stephen F. Austin	77 79
												208	H	Canisius	55 57
												227	H	Sam Houston St.	76 78
												245	A	Houston Baptist	66 77
												245	H	Houston Baptist	77 70
												272	A	Prairie View	72 80
												291	A	Northern Ariz.	63 75
												306	A	Southeastern La.	66 73
												312	A	Nicholls St.	59 69
												313	H	A&M-Corpus Christi	75 70
												331	H	New Orleans	79 52
												334	A	Incarnate Word	67 61
												334	H	Incarnate Word	59 49
LAST 12 Division I GAMES:															
334	A	Incarnate Word	67 61	74	H	Abilene Christian	63 54								
156	H	McNeese St.	69 76	74	A	Abilene Christian	62 90								
156	A	McNeese St.	84 92	227	H	Sam Houston St.	76 78								
201	H	Stephen F. Austin	77 79	245	H	Houston Baptist	77 70								
245	A	Houston Baptist	66 77	201	A	Stephen F. Austin	64 60								
334	H	Incarnate Word	59 49	122	H	Northwestern St.	51 73								

Non-Div I Games: Howard Payne 88 50 Tex. A&M-Kingsville 82 66 Schreiner 60 41 Louisiana Col. 99 34
Lamar

Average RPI Win: 280	WON-LOST	WINNING	LAST 10	STRENGTH OF	OPP. STRENGTH	TEAM	ADJ.	CONF.	ADJ CONF.
Average RPI Loss: 151	RECORD	PCT. RANK	GAMES	SCHEDULE	OF SCHEDULE	RPI	RPI	RPI	RPI
DIV. I ONLY	16- 11	122	6- 4	316	267	206	206	25	25
DIV. I NON-CONF.	6- 4	125	0- 0	333	200	221	221	27	27
TOTALS	RPI 1-25	RPI 26-50	W-L RECORDS	RPI 51-100	RPI 101-150	RPI 150+			
16- 11	0- 0	0- 1	OVERALL	0- 4	0- 1	16- 5			
8- 6	0- 0	0- 1	HOME	0- 2	0- 1	8- 2			
8- 5	0- 0	0- 0	AWAY	0- 2	0- 0	8- 3			
0- 0	0- 0	0- 0	NEUTRAL	0- 0	0- 0	0- 0			
6- 4	0- 0	0- 1	NON-CONFERENCE	0- 0	0- 1	6- 2			
3- 2	0- 0	0- 1	HOME	0- 0	0- 1	3- 0			
3- 2	0- 0	0- 0	AWAY	0- 0	0- 0	3- 2			
0- 0	0- 0	0- 0	NEUTRAL	0- 0	0- 0	0- 0			
10- 7	0- 0	0- 0	CONFERENCE	0- 4	0- 0	10- 3			
5- 4	0- 0	0- 0	HOME	0- 2	0- 0	5- 2			
5- 3	0- 0	0- 0	AWAY	0- 2	0- 0	5- 1			
0- 0	0- 0	0- 0	NEUTRAL	0- 0	0- 0	0- 0			

RPI S	Opponent	Score	RPI S	Opponent	Score	RPI S	Opponent	Score	RPI S	Opponent	Score	Team's RPI: 206
49	H Villanova	44 65	67	A Army West Point	39 63	101	H Saint Joseph's	62 63				
			67	H Army West Point	49 69	161	A Illinois	67 76				
			85	A Bucknell	77 80	166	A Hampton	63 56				
			85	H Bucknell	54 67	174	H Montana	80 53				
						221	A Navy	51 48				
						221	H Navy	54 62				
						241	A Loyola Maryland	76 68				
						241	H Loyola Maryland	66 48				
						250	A Holy Cross	71 77				
						250	H Holy Cross	61 58				
						253	H Monmouth	95 88				
						279	A American	61 52				
						279	H American	55 59				
						293	A Rider	60 61				
						307	H Colgate	83 74				
						327	A Lafayette	80 65				
						327	H Lafayette	82 74				
						330	A Delaware St.	83 49				
						336	H Saint Peter's	74 42				
						344	A Boston U.	73 66				
						344	H Boston U.	72 48				
						345	A NJIT	75 47				
LAST 12 Division I GAMES:												
67	H Army West Point	49 69	279	A American	61 52							
307	H Colgate	83 74	241	A Loyola Maryland	76 68							
327	A Lafayette	80 65	344	H Boston U.	72 48							
221	H Navy	54 62	327	H Lafayette	82 74							
250	A Holy Cross	71 77	221	A Navy	51 48							
85	H Bucknell	54 67	250	H Holy Cross	61 58							

Non-Div I Games: Kutztown 81 51

Lehigh

■ Loss,
 ■ Non-Conf,
 ■ S Site,
 ■ H Home
 ■ A Away
 N Neutral

Liberty

Through Games Of Feb. 27, 2016

Average RPI Win:	247	WON-LOST	WINNING	LAST 10	STRENGTH OF	OPP. STRENGTH	TEAM	ADJ.	CONF.	ADJ CONF.
Average RPI Loss:	109	RECORD	PCT. RANK	GAMES	SCHEDULE	OF SCHEDULE	RPI	RPI	RPI	RPI
DIV. I ONLY	16- 10	105	8- 2	140	233	118	118	28	28	
DIV. I NON-CONF.	2- 6	272	0- 0	19	3	142	142	29	29	
TOTALS	RPI 1-25	RPI 26-50	W-L RECORDS	RPI 51-100	RPI 101-150	RPI 150+				
16- 10	0- 1	0- 3	OVERALL	1- 2	1- 1	14- 3				
9- 3	0- 0	0- 2	HOME	1- 0	1- 0	7- 1				
7- 5	0- 0	0- 1	AWAY	0- 1	0- 1	7- 2				
0- 2	0- 1	0- 0	NEUTRAL	0- 1	0- 0	0- 0				
2- 6	0- 1	0- 3	NON-CONFERENCE	1- 2	0- 0	1- 0				
1- 2	0- 0	0- 2	HOME	1- 0	0- 0	0- 0				
1- 2	0- 0	0- 1	AWAY	0- 1	0- 0	1- 0				
0- 2	0- 1	0- 0	NEUTRAL	0- 1	0- 0	0- 0				
14- 4	0- 0	0- 0	CONFERENCE	0- 0	1- 1	13- 3				
8- 1	0- 0	0- 0	HOME	0- 0	1- 0	7- 1				
6- 3	0- 0	0- 0	AWAY	0- 0	0- 1	6- 2				
0- 0	0- 0	0- 0	NEUTRAL	0- 0	0- 0	0- 0				

RPI 1-25				RPI 26-50				RPI 51-100				RPI 101+				Team's RPI: 118	
RPI	S	Opponent	Score	RPI	S	Opponent	Score	RPI	S	Opponent	Score	RPI	S	Opponent	Score		
5	N	Ohio St.	65 75	29	H	Seton Hall	56 92	54	A	Duke	41 79	136	A	UNC Asheville	51 56		
				41	A	James Madison	56 72	89	N	California	72 77	136	H	UNC Asheville	71 53		
				48	H	North Carolina St.	53 61	95	H	Elon	72 63	189	A	Gardner-Webb	57 61		
												189	H	Gardner-Webb	73 51		
												200	A	Radford	49 43		
												200	H	Radford	67 53		
												228	A	Presbyterian	42 60		
												249	A	High Point	73 68		
												249	H	High Point	56 43		
												259	A	Appalachian St.	74 68		
												269	A	Campbell	62 52		
												269	H	Campbell	67 55		
												271	A	Coastal Caro.	65 63		
												271	H	Coastal Caro.	51 58		
												298	A	Charleston So.	59 49		
												298	H	Charleston So.	51 40		
												321	A	Longwood	72 67		
												321	H	Longwood	67 47		
												325	H	Winthrop	77 61		
LAST 12 Division I GAMES:																	
				321	H	Longwood	67 47					298	A	Charleston So.	59 49		
				249	A	High Point	73 68					249	H	High Point	56 43		
				271	H	Coastal Caro.	51 58					189	H	Gardner-Webb	73 51		
				136	A	UNC Asheville	51 56					321	A	Longwood	72 67		
				269	H	Campbell	67 55					271	A	Coastal Caro.	65 63		
				200	H	Radford	67 53					325	H	Winthrop	77 61		

Non-Div I Games: Shepherd 69 57

Liberty

■ Loss,
 ■ Non-Conf,
 ■ S Site,
 ■ H Home
 ■ A Away
 N Neutral

Average RPI Win: 307	WON-LOST	WINNING	LAST 10	STRENGTH OF	OPP. STRENGTH	TEAM	ADJ.	CONF.	ADJ CONF.
Average RPI Loss: 198	RECORD	PCT. RANK	GAMES	SCHEDULE	OF SCHEDULE	RPI	RPI	RPI	RPI
DIV. I ONLY	4- 24	331	2- 8	229	324	332	332	29	29
DIV. I NON-CONF.	2- 12	311	0- 0	198	338	312	312	28	28
TOTALS	RPI 1-25	RPI 26-50	W-L RECORDS	RPI 51-100	RPI 101-150	RPI 150+			
4- 24	0- 0	0- 1	OVERALL	0- 4	0- 4	4- 15			
3- 11	0- 0	0- 1	HOME	0- 3	0- 1	3- 6			
1- 12	0- 0	0- 0	AWAY	0- 1	0- 3	1- 8			
0- 1	0- 0	0- 0	NEUTRAL	0- 0	0- 0	0- 1			
2- 12	0- 0	0- 1	NON-CONFERENCE	0- 2	0- 2	2- 7			
1- 6	0- 0	0- 1	HOME	0- 2	0- 0	1- 3			
1- 5	0- 0	0- 0	AWAY	0- 0	0- 2	1- 3			
0- 1	0- 0	0- 0	NEUTRAL	0- 0	0- 0	0- 1			
2- 12	0- 0	0- 0	CONFERENCE	0- 2	0- 2	2- 8			
2- 5	0- 0	0- 0	HOME	0- 1	0- 1	2- 3			
0- 7	0- 0	0- 0	AWAY	0- 1	0- 1	0- 5			
0- 0	0- 0	0- 0	NEUTRAL	0- 0	0- 0	0- 0			

RPI 1-25			RPI 26-50			RPI 51-100			RPI 101+			Team's RPI: 332			
RPI	S	Opponent	Score	RPI	S	Opponent	Score	RPI	S	Opponent	Score				
				42	H	Western Ky.	56 64	61	A	FGCU	52 91	103	A	Wright St.	65 92
								61	H	FGCU	39 71	145	A	Jacksonville	51 81
								66	H	Ball St.	60 72	145	H	Jacksonville	55 76
								93	H	Belmont	68 90	147	A	Alabama	49 68
												192	A	Stetson	75 79
												192	H	Stetson	62 83
												205	A	USC Upstate	71 93
												205	H	USC Upstate	54 81
												224	H	Southeast Mo. St.	69 84
												241	H	Loyola Maryland	52 57
												243	N	Texas Southern	62 66
												251	A	Tennessee St.	65 77
												268	H	Murray St.	93 85
												277	A	Tennessee Tech	70 81
												286	A	Kennesaw St.	54 55
												286	H	Kennesaw St.	64 68
												290	A	Ga. Southern	66 55
												303	A	Jackson St.	52 53
												304	H	Morehead St.	77 92
												324	A	North Florida	70 78
												324	H	North Florida	78 71
												345	A	NJIT	51 61
												345	H	NJIT	63 49
LAST 12 Division I GAMES:															
				286	H	Kennesaw St.	64 68	205	A	USC Upstate	71 93				
				61	A	FGCU	52 91	345	A	NJIT	51 61				
				192	A	Stetson	75 79	205	H	USC Upstate	54 81				
				145	H	Jacksonville	55 76	192	H	Stetson	62 83				
				324	H	North Florida	78 71	61	H	FGCU	39 71				
				345	H	NJIT	63 49	324	A	North Florida	70 78				

Non-Div I Games: North Ala. 88 67

Lipscomb

■ Loss,
 ■ Non-Conf,
 ■ S Site,
 ■ H Home
 ■ A Away
 N Neutral

Little Rock

Through Games Of Feb. 27, 2016

Average RPI Win:	211	WON-LOST	WINNING	LAST 10	STRENGTH OF	OPP. STRENGTH	TEAM	ADJ.	CONF.	ADJ CONF.
Average RPI Loss:	99	RECORD	PCT. RANK	GAMES	SCHEDULE	OF SCHEDULE	RPI	RPI	RPI	RPI
DIV. I ONLY	16- 11	122	10- 0	142	124	119	119	15	15	
DIV. I NON-CONF.	2- 7	280	0- 0	30	6	185	185	14	14	
TOTALS	RPI 1-25	RPI 26-50	W-L RECORDS	RPI 51-100	RPI 101-150	RPI 150+				
16- 11	0- 2	0- 2	OVERALL	0- 2	5- 2	11- 3				
9- 5	0- 1	0- 0	HOME	0- 1	2- 2	7- 1				
7- 6	0- 1	0- 2	AWAY	0- 1	3- 0	4- 2				
0- 0	0- 0	0- 0	NEUTRAL	0- 0	0- 0	0- 0				
2- 7	0- 2	0- 1	NON-CONFERENCE	0- 2	2- 1	0- 1				
1- 4	0- 1	0- 0	HOME	0- 1	1- 1	0- 1				
1- 3	0- 1	0- 1	AWAY	0- 1	1- 0	0- 0				
0- 0	0- 0	0- 0	NEUTRAL	0- 0	0- 0	0- 0				
14- 4	0- 0	0- 1	CONFERENCE	0- 0	3- 1	11- 2				
8- 1	0- 0	0- 0	HOME	0- 0	1- 1	7- 0				
6- 3	0- 0	0- 1	AWAY	0- 0	2- 0	4- 2				
0- 0	0- 0	0- 0	NEUTRAL	0- 0	0- 0	0- 0				

RPI 1-25				RPI 26-50				RPI 51-100				RPI 101+ Team's RPI: 119			
RPI	S	Opponent	Score	RPI	S	Opponent	Score	RPI	S	Opponent	Score	RPI	S	Opponent	Score
6	H	Texas	56 66	34	A	Oklahoma	52 65	80	A	Tulane	53 69	102	H	Memphis	61 53
13	A	Texas A&M	39 69	40	A	Arkansas St.	53 66	94	H	Missouri St.	58 64	123	H	LSU	51 57
												133	A	La.-Lafayette	58 49
												133	H	La.-Lafayette	58 65
												143	A	UT Arlington	59 55
												143	H	UT Arlington	49 43
												144	A	Oral Roberts	66 52
												171	A	Troy	71 78
												171	H	Troy	79 64
												184	H	Tulsa	63 74
												198	A	South Ala.	47 34
												198	H	South Ala.	74 43
												211	A	Texas St.	57 67
												211	H	Texas St.	57 45
												259	H	Appalachian St.	67 50
												267	A	Georgia St.	54 39
												267	H	Georgia St.	59 32
												278	A	La.-Monroe	53 37
												278	H	La.-Monroe	56 44
												290	A	Ga. Southern	50 45
												290	H	Ga. Southern	69 36
LAST 12 Division I GAMES:															
211	H	Texas St.	57 45	198	H	South Ala.	74 43								
143	H	UT Arlington	49 43	171	H	Troy	79 64								
290	A	Ga. Southern	50 45	267	H	Georgia St.	59 32								
267	A	Georgia St.	54 39	290	H	Ga. Southern	69 36								
133	A	La.-Lafayette	58 49	143	A	UT Arlington	59 55								
278	A	La.-Monroe	53 37	211	A	Texas St.	57 67								

Non-Div I Games:

Little Rock

Loss, Non-Conf, S Site, H Home A Away N Neutral

Average RPI Win:	245	WON-LOST	WINNING	LAST 10	STRENGTH OF	OPP. STRENGTH	TEAM	ADJ.	CONF.	ADJ CONF.
Average RPI Loss:	87	RECORD	PCT. RANK	GAMES	SCHEDULE	OF SCHEDULE	RPI	RPI	RPI	RPI
DIV. I ONLY	21- 7	47	8- 2	329	156	134	134	22	22	
DIV. I NON-CONF.	11- 3	54	0- 0	317	51	122	122	21	21	
TOTALS	RPI 1-25	RPI 26-50	W-L RECORDS	RPI 51-100	RPI 101-150	RPI 150+				
21- 7	1- 0	0- 1	OVERALL	0- 3	1- 3	19- 0				
10- 3	1- 0	0- 0	HOME	0- 2	0- 1	9- 0				
9- 4	0- 0	0- 1	AWAY	0- 1	0- 2	9- 0				
2- 0	0- 0	0- 0	NEUTRAL	0- 0	1- 0	1- 0				
11- 3	1- 0	0- 1	NON-CONFERENCE	0- 1	1- 1	9- 0				
5- 1	1- 0	0- 0	HOME	0- 1	0- 0	4- 0				
4- 2	0- 0	0- 1	AWAY	0- 0	0- 1	4- 0				
2- 0	0- 0	0- 0	NEUTRAL	0- 0	1- 0	1- 0				
10- 4	0- 0	0- 0	CONFERENCE	0- 2	0- 2	10- 0				
5- 2	0- 0	0- 0	HOME	0- 1	0- 1	5- 0				
5- 2	0- 0	0- 0	AWAY	0- 1	0- 1	5- 0				
0- 0	0- 0	0- 0	NEUTRAL	0- 0	0- 0	0- 0				

RPI 1-25				RPI 26-50				RPI 51-100				RPI 101+ Team's RPI: 134			
RPI	S	Opponent	Score	RPI	S	Opponent	Score	RPI	S	Opponent	Score	RPI	S	Opponent	Score
23	H	UTEP	47 40	44	A	Southern California	43 69	51	A	UC Riverside	58 83	121	A	Hawaii	42 60
								51	H	UC Riverside	60 78	121	H	Hawaii	55 67
								99	H	San Francisco	52 66	122	N	Northwestern St.	60 59
												123	A	LSU	53 59
												163	A	Pacific	68 60
												186	H	Colorado	59 42
												190	A	UC Davis	75 62
												193	A	Cal Poly	61 56
												193	H	Cal Poly	65 53
												203	H	UNLV	67 63
												246	H	San Diego St.	74 54
												262	A	Seattle	69 57
												266	A	UC Santa Barbara	58 55
												266	H	UC Santa Barbara	60 52
												281	A	Houston	47 41
												291	N	Northern Ariz.	69 48
												297	H	CSUN	74 71
												302	A	Denver	48 41
												318	H	Portland St.	89 71
												337	A	Cal St. Fullerton	82 61
												337	H	Cal St. Fullerton	62 57
												338	A	UC Irvine	71 65
												338	H	UC Irvine	67 49
LAST 12 Division I GAMES:															
338	H	UC Irvine	67 49	297	H	CSUN	74 71								
193	A	Cal Poly	61 56	193	H	Cal Poly	65 53								
266	A	UC Santa Barbara	58 55	190	A	UC Davis	75 62								
51	A	UC Riverside	58 83	337	H	Cal St. Fullerton	62 57								
266	H	UC Santa Barbara	60 52	338	A	UC Irvine	71 65								
121	A	Hawaii	42 60	51	H	UC Riverside	60 78								

Non-Div I Games:

Long Beach St.

■ Loss,
 ■ Non-Conf,
 ■ S Site,
 ■ Home
 ■ A Away
 N Neutral

Average RPI Win:	317	WON-LOST	WINNING	LAST 10	STRENGTH OF	OPP. STRENGTH	TEAM	ADJ.	CONF.	ADJ CONF.
Average RPI Loss:	190	RECORD	PCT. RANK	GAMES	SCHEDULE	OF SCHEDULE	RPI	RPI	RPI	RPI
DIV. I ONLY	4- 21	322	1- 9	250	298	321	321	28	28	
DIV. I NON-CONF.	1- 6	311	0- 0	177	159	289	289	29	29	
TOTALS	RPI 1-25	RPI 26-50	W-L RECORDS	RPI 51-100	RPI 101-150	RPI 150+				
4- 21	0- 1	0- 2	OVERALL	0- 1	0- 4	4- 13				
2- 7	0- 0	0- 0	HOME	0- 0	0- 2	2- 5				
2- 14	0- 0	0- 0	AWAY	0- 0	0- 1	2- 0				
0- 0	0- 0	0- 0	NEUTRAL	0- 0	0- 0	0- 0				
1- 6	0- 1	0- 2	NON-CONFERENCE	0- 1	0- 0	1- 2				
1- 0	0- 0	0- 0	HOME	0- 0	0- 0	1- 0				
0- 6	0- 1	0- 2	AWAY	0- 1	0- 0	0- 2				
0- 0	0- 0	0- 0	NEUTRAL	0- 0	0- 0	0- 0				
3- 15	0- 0	0- 0	CONFERENCE	0- 0	0- 4	3- 11				
1- 7	0- 0	0- 0	HOME	0- 0	0- 2	1- 5				
2- 8	0- 0	0- 0	AWAY	0- 0	0- 2	2- 6				
0- 0	0- 0	0- 0	NEUTRAL	0- 0	0- 0	0- 0				

RPI 1-25				RPI 26-50				RPI 51-100				RPI 101+ Team's RPI: 321			
RPI	S	Opponent	Score	RPI	S	Opponent	Score	RPI	S	Opponent	Score	RPI	S	Opponent	Score
9	A	Oregon St.	45 110	27	A	West Virginia	43 74	96	A	Virginia	46 81	118	A	Liberty	47 67
				41	A	James Madison	30 88					118	H	Liberty	67 72
												136	A	UNC Asheville	42 81
												136	H	UNC Asheville	54 61
												189	A	Gardner-Webb	42 67
												200	A	Radford	64 80
												200	H	Radford	67 79
												228	A	Presbyterian	49 75
												228	H	Presbyterian	38 59
												249	A	High Point	68 79
												249	H	High Point	70 89
												269	A	Campbell	65 72
												269	H	Campbell	56 73
												271	A	Coastal Caro.	56 48
												298	A	Charleston So.	58 66
												298	H	Charleston So.	54 63
												310	A	UNCG	60 81
												325	A	Winthrop	63 60
												325	H	Winthrop	67 60
												330	A	Delaware St.	63 88
												348	H	N.C. Central	60 49
LAST 12 Division I GAMES:															
118	A	Liberty	47 67	228	A	Presbyterian	49 75								
200	A	Radford	64 80	325	H	Winthrop	67 60								
249	H	High Point	70 89	118	H	Liberty	67 72								
269	A	Campbell	65 72	189	A	Gardner-Webb	42 67								
136	H	UNC Asheville	54 61	200	H	Radford	67 79								
298	A	Charleston So.	58 66	136	A	UNC Asheville	42 81								

Non-Div I Games: Notre Dame (MD) 83 32 N.C. Wesleyan 100 57

Longwood

Loss, Non-Conf, S Site, H Home A Away N Neutral

Average RPI Win: 228		WON-LOST	WINNING	LAST 10	STRENGTH OF	OPP. STRENGTH	TEAM	ADJ.	CONF.	ADJ CONF.
Average RPI Loss: 114		RECORD	PCT. RANK	GAMES	SCHEDULE	OF SCHEDULE	RPI	RPI	RPI	RPI
DIV. I ONLY		13- 13	166	5- 5	187	117	173	173	12	12
DIV. I NON-CONF.		4- 6	201	0- 0	194	173	222	222	10	10
TOTALS		RPI 1-25	RPI 26-50	W-L RECORDS	RPI 51-100	RPI 101-150	RPI 150+			
13- 13	0- 3		0- 1	OVERALL	0- 2	1- 2	12- 5			
8- 4	0- 1		0- 1	HOME	0- 0	1- 0	7- 2			
4- 8	0- 0		0- 0	AWAY	0- 2	0- 0	4- 0			
1- 1	0- 1		0- 0	NEUTRAL	0- 0	0- 0	1- 0			
4- 6	0- 1		0- 1	NON-CONFERENCE	0- 0	1- 1	3- 3			
2- 3	0- 0		0- 1	HOME	0- 0	1- 0	1- 2			
1- 2	0- 0		0- 0	AWAY	0- 0	0- 1	1- 1			
1- 1	0- 1		0- 0	NEUTRAL	0- 0	0- 0	1- 0			
9- 7	0- 2		0- 0	CONFERENCE	0- 2	0- 1	9- 2			
6- 1	0- 1		0- 0	HOME	0- 0	0- 0	6- 0			
3- 6	0- 1		0- 0	AWAY	0- 2	0- 1	3- 2			
0- 0	0- 0		0- 0	NEUTRAL	0- 0	0- 0	0- 0			

RPI 1-25					
RPI	S	Opponent	Score		
10	N	UCLA	57	68	
23	A	UTEP	80	86	
23	H	UTEP	65	72	

RPI 26-50					
RPI	S	Opponent	Score		
26	H	Mississippi St.	63	93	

RPI 51-100					
RPI	S	Opponent	Score		
59	A	Middle Tenn.	57	68	
78	A	Charlotte	58	63	

RPI 101+					
RPI	S	Opponent	Score		
133	H	La.-Lafayette	79	62	
135	A	Arizona	67	77	
149	A	UAB	49	64	
154	A	Old Dominion	69	51	
155	A	Southern Miss.	59	69	
155	H	Southern Miss.	72	37	
156	H	McNeese St.	71	74	
178	A	Wisconsin	65	79	
181	H	Fla. Atlantic	65	62	
201	H	Stephen F. Austin	76	44	
223	A	Rice	77	84	
223	H	Rice	63	61	
237	A	North Texas	78	67	
237	H	North Texas	77	71	
260	A	UTSA	82	72	
260	H	UTSA	75	66	
272	H	Prairie View	68	77	
302	N	Denver	58	53	
309	H	FIU	82	63	
312	A	Nicholls St.	58	55	

LAST 12 Division I GAMES:					
223	A	Rice	77	84	237 H North Texas 77 71
237	A	North Texas	78	67	223 H Rice 63 61
23	H	UTEP	65	72	23 A UTEP 80 86
260	H	UTSA	75	66	260 A UTSA 82 72
149	A	UAB	49	64	155 H Southern Miss. 72 37
59	A	Middle Tenn.	57	68	181 H Fla. Atlantic 65 62

Non-Div I Games:	Loyola (LA)	76	40
------------------	-------------	----	----

Louisiana Tech

Loss, Non-Conf, S Site, H Home A Away N Neutral

Louisville

Through Games Of Feb. 27, 2016

Average RPI Win: 118		WON-LOST	WINNING	LAST 10	STRENGTH OF	OPP. STRENGTH	TEAM	ADJ.	CONF.	ADJ CONF.
Average RPI Loss: 46		RECORD	PCT. RANK	GAMES	SCHEDULE	OF SCHEDULE	RPI	RPI	RPI	RPI
DIV. I ONLY		23- 6	27	9- 1	21	25	12	12	5	5
DIV. I NON-CONF.		9- 5	108	1- 0	55	28	63	63	5	5
TOTALS		RPI 1-25	RPI 26-50		W-L RECORDS		RPI 51-100	RPI 101-150	RPI 150+	
23- 6	3- 2	3- 1		OVERALL		5- 3	6- 0	6- 0		
11- 2	1- 1	1- 0		HOME		3- 1	3- 0	3- 0		
11- 2	2- 1	2- 1		AWAY		2- 0	3- 0	2- 0		
1- 2	0- 0	0- 0		NEUTRAL		0- 2	0- 0	1- 0		
9- 5	1- 1	1- 1		NON-CONFERENCE		1- 3	1- 0	5- 0		
5- 1	0- 0	1- 0		HOME		1- 1	1- 0	2- 0		
3- 2	1- 1	0- 1		AWAY		0- 0	0- 0	2- 0		
1- 2	0- 0	0- 0		NEUTRAL		0- 2	0- 0	1- 0		
14- 1	2- 1	2- 0		CONFERENCE		4- 0	5- 0	1- 0		
6- 1	1- 1	0- 0		HOME		2- 0	2- 0	1- 0		
8- 0	1- 0	2- 0		AWAY		2- 0	3- 0	0- 0		
0- 0	0- 0	0- 0		NEUTRAL		0- 0	0- 0	0- 0		

RPI	S	Opponent	Score	RPI	S	Opponent	Score	RPI	S	Opponent	Score	RPI	S	Opponent	Score
1	H	Notre Dame	61 66	30	H	South Fla.	67 50	54	H	Duke	65 48	112	H	Virginia Tech	56 45
14	A	Kentucky	54 72	35	A	Miami (FL)	79 51	57	N	Purdue	60 62	113	H	IUPUI	70 61
16	H	Florida St.	79 69	42	A	Western Ky.	69 71	71	N	Dayton	66 79	116	A	Boston College	55 45
17	A	Syracuse	71 53	48	A	North Carolina St.	92 90	75	A	Georgia Tech	78 65	127	H	Wake Forest	78 54
19	A	Michigan St.	85 78					88	H	UT Martin	88 66	129	A	Pittsburgh	84 61
								89	H	California	71 75	130	A	North Carolina	78 60
								96	A	Virginia	59 41	172	N	Marist	65 53
								96	H	Virginia	74 59	233	H	Dartmouth	94 52
												235	A	Col. of Charleston	71 67
												244	H	Valparaiso	75 42
												247	H	Clemson	75 33
												277	A	Tennessee Tech	76 54
LAST 12 Division I GAMES:															
35	A	Miami (FL)	79 51	130	A	North Carolina	78 60								
116	A	Boston College	55 45	127	H	Wake Forest	78 54								
96	H	Virginia	74 59	247	H	Clemson	75 33								
30	H	South Fla.	67 50	17	A	Syracuse	71 53								
129	A	Pittsburgh	84 61	48	A	North Carolina St.	92 90								
1	H	Notre Dame	61 66	96	A	Virginia	59 41								

Non-Div I Games:

Louisville

■ Loss,
 ■ Non-Conf, S Site,
 ■ Home
 ■ Away
 N Neutral

Average RPI Win:	240	WON-LOST	WINNING	LAST 10	STRENGTH OF	OPP. STRENGTH	TEAM	ADJ.	CONF.	ADJ CONF.
Average RPI Loss:	113	RECORD	PCT. RANK	GAMES	SCHEDULE	OF SCHEDULE	RPI	RPI	RPI	RPI
DIV. I ONLY	13- 14	183	5- 5	177	152	177	177	21	21	
DIV. I NON-CONF.	4- 7	222	0- 0	71	27	150	150	17	17	
TOTALS	RPI 1-25	RPI 26-50	W-L RECORDS	RPI 51-100	RPI 101-150	RPI 150+				
13- 14	1- 2	0- 1	OVERALL	0- 4	3- 4	9- 3				
6- 7	0- 0	0- 1	HOME	0- 2	2- 3	4- 1				
7- 7	1- 2	0- 0	AWAY	0- 2	1- 1	5- 2				
0- 0	0- 0	0- 0	NEUTRAL	0- 0	0- 0	0- 0				
4- 7	1- 2	0- 1	NON-CONFERENCE	0- 2	0- 2	3- 0				
1- 4	0- 0	0- 1	HOME	0- 1	0- 2	1- 0				
3- 3	1- 2	0- 0	AWAY	0- 1	0- 0	2- 0				
0- 0	0- 0	0- 0	NEUTRAL	0- 0	0- 0	0- 0				
9- 7	0- 0	0- 0	CONFERENCE	0- 2	3- 2	6- 3				
5- 3	0- 0	0- 0	HOME	0- 1	2- 1	3- 1				
4- 4	0- 0	0- 0	AWAY	0- 1	1- 1	3- 2				
0- 0	0- 0	0- 0	NEUTRAL	0- 0	0- 0	0- 0				

RPI 1-25				RPI 26-50				RPI 51-100				RPI 101+ Team's RPI: 177			
RPI	S	Opponent	Score	RPI	S	Opponent	Score	RPI	S	Opponent	Score	RPI	S	Opponent	Score
18	A	DePaul	88 75	35	H	Miami (FL)	50 77	72	H	Central Mich.	59 68	105	A	Drake	61 91
19	A	Michigan St.	47 76					75	A	Georgia Tech	77 84	105	H	Drake	65 81
21	A	Green Bay	51 65					94	A	Missouri St.	81 91	108	H	UNI	64 60
								94	H	Missouri St.	62 73	117	H	Northwestern	72 81
												132	A	Southern Ill.	69 68
												132	H	Southern Ill.	83 59
												137	H	Western Mich.	45 68
												213	A	Indiana St.	48 62
												213	H	Indiana St.	71 74
												223	A	Rice	57 50
												283	H	Lamar	82 71
												288	A	Wichita St.	62 65
												288	H	Wichita St.	60 55
												305	A	Bradley	67 54
												320	A	Illinois St.	57 41
												320	H	Illinois St.	73 61
												328	A	Evansville	63 49
												328	H	Evansville	67 54
												339	A	Eastern Ill.	86 75
LAST 12 Division I GAMES:															
105	A	Drake	61 91	132	H	Southern Ill.	83 59								
213	H	Indiana St.	71 74	105	H	Drake	65 81								
320	H	Illinois St.	73 61	108	H	UNI	64 60								
288	A	Wichita St.	62 65	320	A	Illinois St.	57 41								
94	A	Missouri St.	81 91	213	A	Indiana St.	48 62								
328	H	Evansville	67 54	94	H	Missouri St.	62 73								

Non-Div I Games:

Loyola Chicago

■ Loss,
 ■ Non-Conf,
 ■ S Site,
 ■ H Home
 ■ A Away
 N Neutral

Loyola Maryland

Through Games Of Feb. 27, 2016

Average RPI Win:	306	WON-LOST	WINNING	LAST 10	STRENGTH OF	OPP. STRENGTH	TEAM	ADJ.	CONF.	ADJ CONF.
Average RPI Loss:	152	RECORD	PCT. RANK	GAMES	SCHEDULE	OF SCHEDULE	RPI	RPI	RPI	RPI
DIV. I ONLY	13- 15	193	6- 4	281	303	241	241	25	25	
DIV. I NON-CONF.	3- 8	258	0- 0	277	318	284	284	27	27	
TOTALS	RPI 1-25	RPI 26-50	W-L RECORDS	RPI 51-100	RPI 101-150	RPI 150+				
13- 15	0- 1	0- 1	OVERALL	0- 4	0- 0	13- 9				
6- 6	0- 0	0- 0	HOME	0- 2	0- 0	6- 4				
7- 9	0- 1	0- 1	AWAY	0- 2	0- 0	7- 5				
0- 0	0- 0	0- 0	NEUTRAL	0- 0	0- 0	0- 0				
3- 8	0- 1	0- 1	NON-CONFERENCE	0- 0	0- 0	3- 6				
1- 3	0- 0	0- 0	HOME	0- 0	0- 0	1- 3				
2- 5	0- 1	0- 1	AWAY	0- 0	0- 0	2- 3				
0- 0	0- 0	0- 0	NEUTRAL	0- 0	0- 0	0- 0				
10- 7	0- 0	0- 0	CONFERENCE	0- 4	0- 0	10- 3				
5- 3	0- 0	0- 0	HOME	0- 2	0- 0	5- 1				
5- 4	0- 0	0- 0	AWAY	0- 2	0- 0	5- 2				
0- 0	0- 0	0- 0	NEUTRAL	0- 0	0- 0	0- 0				

RPI 1-25				RPI 26-50				RPI 51-100				RPI 101+ Team's RPI: 241			
RPI	S	Opponent	Score	RPI	S	Opponent	Score	RPI	S	Opponent	Score	RPI	S	Opponent	Score
11	A	Maryland	47 97	49	A	Villanova	55 67	67	A	Army West Point	37 70	154	A	Old Dominion	41 64
								67	H	Army West Point	44 52	169	H	UMBC	46 52
								85	A	Bucknell	64 71	191	H	Fairfield	45 71
								85	H	Bucknell	42 64	197	H	William & Mary	61 62
												206	A	Lehigh	48 66
												206	H	Lehigh	68 76
												221	A	Navy	38 45
												221	H	Navy	51 38
												236	A	Columbia	53 63
												250	A	Holy Cross	59 49
												279	A	American	55 50
												279	H	American	52 46
												307	A	Colgate	65 49
												307	H	Colgate	55 38
												319	A	Mt. St. Mary's	65 63
												327	A	Lafayette	55 51
												327	H	Lafayette	66 65
												332	A	Lipscomb	57 52
												335	A	St. Francis Brooklyn	54 64
												344	A	Boston U.	67 46
												344	H	Boston U.	63 54
												347	H	Norfolk St.	75 67
LAST 12 Division I GAMES:															
279	A	American	55 50	67	H	Army West Point	44 52								
250	A	Holy Cross	59 49	206	H	Lehigh	68 76								
307	H	Colgate	55 38	327	A	Lafayette	55 51								
85	H	Bucknell	42 64	307	A	Colgate	65 49								
344	A	Boston U.	67 46	85	A	Bucknell	64 71								
221	A	Navy	38 45	344	H	Boston U.	63 54								

Non-Div I Games:

Loyola Maryland

Loss, Non-Conf, S Site, H Home A Away N Neutral

Average RPI Win:	261	WON-LOST	WINNING	LAST 10	STRENGTH OF	OPP. STRENGTH	TEAM	ADJ.	CONF.	ADJ CONF.
Average RPI Loss:	106	RECORD	PCT. RANK	GAMES	SCHEDULE	OF SCHEDULE	RPI	RPI	RPI	RPI
DIV. I ONLY	10- 19	263	4- 6	186	100	240	240	8	8	
DIV. I NON-CONF.	4- 7	222	1- 0	331	177	293	293	9	9	
TOTALS	RPI 1-25	RPI 26-50	W-L RECORDS	RPI 51-100	RPI 101-150	RPI 150+				
10- 19	0- 2	0- 1	OVERALL	0- 9	0- 3	10- 4				
5- 8	0- 1	0- 0	HOME	0- 4	0- 1	5- 2				
4- 11	0- 1	0- 1	AWAY	0- 5	0- 2	4- 2				
1- 0	0- 0	0- 0	NEUTRAL	0- 0	0- 0	1- 0				
4- 7	0- 0	0- 1	NON-CONFERENCE	0- 1	0- 1	4- 4				
2- 2	0- 0	0- 0	HOME	0- 0	0- 0	2- 2				
1- 5	0- 0	0- 1	AWAY	0- 1	0- 1	1- 2				
1- 0	0- 0	0- 0	NEUTRAL	0- 0	0- 0	1- 0				
6- 12	0- 2	0- 0	CONFERENCE	0- 8	0- 2	6- 0				
3- 6	0- 1	0- 0	HOME	0- 4	0- 1	3- 0				
3- 6	0- 1	0- 0	AWAY	0- 4	0- 1	3- 0				
0- 0	0- 0	0- 0	NEUTRAL	0- 0	0- 0	0- 0				

RPI 1-25				RPI 26-50				RPI 51-100				RPI 101+ Team's RPI: 240			
RPI	S	Opponent	Score	RPI	S	Opponent	Score	RPI	S	Opponent	Score	RPI	S	Opponent	Score
15	A	BYU	61 75	28	A	Missouri	48 80	51	A	UC Riverside	62 80	104	A	Gonzaga	68 83
15	H	BYU	75 82					52	A	St. Mary's (CA)	57 72	104	H	Gonzaga	59 66
								52	H	St. Mary's (CA)	81 91	121	A	Hawaii	51 65
								68	A	Santa Clara	41 68	163	A	Pacific	63 60
								68	H	Santa Clara	56 57	163	H	Pacific	96 88
								79	A	San Diego	58 82	186	A	Colorado	81 92
								79	H	San Diego	67 75	193	A	Cal Poly	58 70
								99	A	San Francisco	72 81	246	H	San Diego St.	92 65
								99	H	San Francisco	73 75	262	H	Seattle	69 78
												266	A	UC Santa Barbara	70 63
												276	A	Pepperdine	83 77
												276	H	Pepperdine	79 69
												282	A	Portland	77 62
												282	H	Portland	62 52
												316	N	Nevada	69 58
												337	H	Cal St. Fullerton	73 75
												338	H	UC Irvine	95 50
LAST 12 Division I GAMES:															
338	H	UC Irvine	95 50	282	A	Portland	77 62								
276	A	Pepperdine	83 77	104	A	Gonzaga	68 83								
99	A	San Francisco	72 81	79	H	San Diego	67 75								
68	A	Santa Clara	41 68	15	H	BYU	75 82								
52	H	St. Mary's (CA)	81 91	79	A	San Diego	58 82								
163	H	Pacific	96 88	15	A	BYU	61 75								

Non-Div I Games:

Loyola Marymount

■ Loss,
 ■ Non-Conf,
 ■ S Site,
 ■ H Home
 ■ A Away
 N Neutral

M
a
i
n
e

M
a
i
n
e

82 42

Maine

Page 158

[illegible]

Non-Div I Games:

Average RPI Win: 247		WON-LOST	WINNING	LAST 10	STRENGTH OF	OPP. STRENGTH	TEAM	ADJ.	CONF.	ADJ CONF.
Average RPI Loss: 126		RECORD	PCT. RANK	GAMES	SCHEDULE	OF SCHEDULE	RPI	RPI	RPI	RPI
DIV. I ONLY		15- 15	166	6- 4	167	214	172	172	23	23
DIV. I NON-CONF.		1- 9	325	0- 0	43	78	236	236	22	22
TOTALS	RPI 1-25		RPI 26-50		W-L RECORDS		RPI 51-100		RPI 101-150	RPI 150+
15- 15	0- 1		0- 2		OVERALL		1- 4		1- 3	13- 5
9- 4	0- 0		0- 1		HOME		1- 1		1- 0	7- 2
6- 8	0- 0		0- 1		AWAY		0- 2		0- 2	6- 3
0- 3	0- 1		0- 0		NEUTRAL		0- 1		0- 1	0- 0
1- 9	0- 1		0- 2		NON-CONFERENCE		0- 3		0- 2	1- 1
0- 3	0- 0		0- 1		HOME		0- 1		0- 0	0- 1
1- 3	0- 0		0- 1		AWAY		0- 1		0- 1	1- 0
0- 3	0- 1		0- 0		NEUTRAL		0- 1		0- 1	0- 0
14- 6	0- 0		0- 0		CONFERENCE		1- 1		1- 1	12- 4
9- 1	0- 0		0- 0		HOME		1- 0		1- 0	7- 1
5- 5	0- 0		0- 0		AWAY		0- 1		0- 1	5- 3
0- 0	0- 0		0- 0		NEUTRAL		0- 0		0- 0	0- 0

RPI 1-25			
RPI	S	Opponent	Score
12	N	Louisville	53 65
RPI 26-50			
RPI	S	Opponent	Score
33	H	Princeton	44 77
50	A	St. John's (NY)	47 61
RPI 51-100			
RPI	S	Opponent	Score
65	A	South Dakota St.	68 77
73	H	Hofstra	67 71
90	A	Quinnipiac	71 76
90	H	Quinnipiac	56 47
94	N	Missouri St.	45 77
RPI 101+			
RPI	S	Opponent	Score
115	A	Iona	49 69
115	H	Iona	62 61
123	N	LSU	49 72
142	A	Creighton	46 89
170	H	Delaware	50 56
191	A	Fairfield	72 57
191	H	Fairfield	64 63
208	A	Canisius	69 71
208	H	Canisius	67 55
225	A	Manhattan	79 73
225	H	Manhattan	59 64
231	A	Siena	56 60
231	H	Siena	66 37
253	A	Monmouth	52 60
253	H	Monmouth	78 55
293	A	Rider	74 56
293	H	Rider	66 54
299	A	Niagara	82 68
299	H	Niagara	63 50
336	A	Saint Peter's	74 55
336	H	Saint Peter's	69 46
344	A	Boston U.	73 54
Team's RPI: 172			
LAST 12 Division I GAMES:			
208	H	Canisius	67 55
231	A	Siena	56 60
191	H	Fairfield	64 63
90	A	Quinnipiac	71 76
208	A	Canisius	69 71
299	A	Niagara	82 68
225	H	Manhattan	59 64
336	A	Saint Peter's	74 55
293	A	Rider	74 56
231	H	Siena	66 37
336	H	Saint Peter's	69 46
299	H	Niagara	63 50

Non-Div I Games:

Marist

Loss, Non-Conf, S Site, H Home A Away N Neutral

Average RPI Win:	163	WON-LOST	WINNING	LAST 10	STRENGTH OF	OPP. STRENGTH	TEAM	ADJ.	CONF.	ADJ CONF.
Average RPI Loss:	63	RECORD	PCT. RANK	GAMES	SCHEDULE	OF SCHEDULE	RPI	RPI	RPI	RPI
DIV. I ONLY	14- 15	180	6- 4	45	69	91	91	6	6	
DIV. I NON-CONF.	5- 6	180	0- 0	21	60	93	93	6	6	
TOTALS	RPI 1-25	RPI 26-50	W-L RECORDS	RPI 51-100	RPI 101-150	RPI 150+				
14- 15	0- 5	2- 4	OVERALL	2- 2	2- 3	8- 1				
9- 4	0- 2	2- 1	HOME	2- 0	1- 1	4- 0				
4- 11	0- 3	0- 3	AWAY	0- 2	1- 2	3- 1				
1- 0	0- 0	0- 0	NEUTRAL	0- 0	0- 0	1- 0				
5- 6	0- 3	0- 0	NON-CONFERENCE	1- 1	1- 2	3- 0				
2- 2	0- 1	0- 0	HOME	1- 0	0- 1	1- 0				
2- 4	0- 2	0- 0	AWAY	0- 1	1- 1	1- 0				
1- 0	0- 0	0- 0	NEUTRAL	0- 0	0- 0	1- 0				
9- 9	0- 2	2- 4	CONFERENCE	1- 1	1- 1	5- 1				
7- 2	0- 1	2- 1	HOME	1- 0	1- 0	3- 0				
2- 7	0- 1	0- 3	AWAY	0- 1	0- 1	2- 1				
0- 0	0- 0	0- 0	NEUTRAL	0- 0	0- 0	0- 0				

RPI 1-25				RPI 26-50				RPI 51-100				Team's RPI: 91	RPI 101+			
RPI	S	Opponent	Score	RPI	S	Opponent	Score	RPI	S	Opponent	Score		RPI	S	Opponent	Score
7	A	Arizona St.	80 90	29	A	Seton Hall	68 99	58	A	South Dakota	69 97		113	H	IUPUI	55 60
9	H	Oregon St.	58 65	29	H	Seton Hall	89 82	60	H	Auburn	70 69		138	A	Northern Ky.	78 83
18	A	DePaul	86 91	49	A	Villanova	60 81	98	A	Georgetown	72 75		142	A	Creighton	81 83
18	H	DePaul	65 98	49	H	Villanova	75 82	98	H	Georgetown	87 72		142	H	Creighton	79 72
21	A	Green Bay	55 75	50	A	St. John's (NY)	77 81						150	A	Milwaukee	101 81
				50	H	St. John's (NY)	67 64						153	A	Xavier	66 71
LAST 12 Division I GAMES:																
				18	H	DePaul	65 98	98	A	Georgetown	72 75		153	H	Xavier	74 69
				264	A	Providence	92 85	29	H	Seton Hall	89 82		178	H	Wisconsin	77 61
				142	A	Creighton	81 83	50	H	St. John's (NY)	67 64		195	A	Butler	80 64
				153	H	Xavier	74 69	142	H	Creighton	79 72		195	H	Butler	76 69
				195	H	Butler	76 69	264	H	Providence	105 75		199	N	Richmond	98 80
				49	A	Villanova	60 81	195	A	Butler	80 64		264	A	Providence	92 85
													264	H	Providence	105 75
													309	A	FIU	95 83

Non-Div I Games:

Marquette

■ Loss,
■ Non-Conf,
■ S Site,
■ H Home
■ A Away
N Neutral

Average RPI Win: 225	WON-LOST	WINNING	LAST 10	STRENGTH OF	OPP. STRENGTH	TEAM	ADJ.	CONF.	ADJ CONF.
Average RPI Loss: 96	RECORD	PCT. RANK	GAMES	SCHEDULE	OF SCHEDULE	RPI	RPI	RPI	RPI
DIV. I ONLY	15- 10	117	5- 5	201	153	157	157	12	12
DIV. I NON-CONF.	8- 1	23	0- 0	328	336	136	136	10	10
TOTALS	RPI 1-25	RPI 26-50	W-L RECORDS	RPI 51-100	RPI 101-150	RPI 150+			
15- 10	1- 0	0- 3	OVERALL	0- 4	3- 0	11- 3			
11- 4	1- 0	0- 1	HOME	0- 2	1- 0	9- 1			
4- 5	0- 0	0- 1	AWAY	0- 2	2- 0	2- 2			
0- 1	0- 0	0- 1	NEUTRAL	0- 0	0- 0	0- 0			
8- 1	0- 0	0- 1	NON-CONFERENCE	0- 0	1- 0	7- 0			
6- 0	0- 0	0- 0	HOME	0- 0	0- 0	6- 0			
2- 0	0- 0	0- 0	AWAY	0- 0	1- 0	1- 0			
0- 1	0- 0	0- 1	NEUTRAL	0- 0	0- 0	0- 0			
7- 9	1- 0	0- 2	CONFERENCE	0- 4	2- 0	4- 3			
5- 4	1- 0	0- 1	HOME	0- 2	1- 0	3- 1			
2- 5	0- 0	0- 1	AWAY	0- 2	1- 0	1- 2			
0- 0	0- 0	0- 0	NEUTRAL	0- 0	0- 0	0- 0			

RPI 1-25				RPI 26-50				RPI 51-100				RPI 101+ Team's RPI: 157			
RPI	S	Opponent	Score	RPI	S	Opponent	Score	RPI	S	Opponent	Score	RPI	S	Opponent	Score
23	H	UTEP	79 64	27	N	West Virginia	60 66	59	A	Middle Tenn.	54 65	132	A	Southern Ill.	61 55
				42	A	Western Ky.	52 81	59	H	Middle Tenn.	73 79	149	A	UAB	64 61
				42	H	Western Ky.	76 80	78	A	Charlotte	77 87	149	H	UAB	73 65
								78	H	Charlotte	61 64	154	A	Old Dominion	55 77
												154	H	Old Dominion	80 62
												158	H	Cornell	73 47
												181	A	Fla. Atlantic	73 84
												216	H	Rhode Island	72 62
												223	H	Rice	81 52
												237	H	North Texas	63 71
												260	H	UTSA	80 76
												261	H	Saint Francis (PA)	81 73
												304	A	Morehead St.	104 101
												309	A	FIU	65 58
												345	H	NJIT	63 50
												346	H	Alabama A&M	81 45
												347	H	Norfolk St.	81 67
LAST 12 Division I GAMES:															
59	H	Middle Tenn.	73 79	23	H	UTEP	79 64	149	A	UAB	64 61	59	A	Middle Tenn.	54 65
149	H	UAB	73 65	154	A	Old Dominion	55 77	154	H	Old Dominion	80 62	78	A	Charlotte	77 87
154	A	Old Dominion	55 77	42	H	Western Ky.	76 80	78	H	Charlotte	61 64	42	H	Western Ky.	76 80
78	A	Charlotte	77 87	260	H	UTSA	80 76	223	H	Rice	81 52				

Non-Div I Games: Brescia 92 40 West Va. Tech 83 39

Marshall

Loss, Non-Conf, S Site, H Home A Away N Neutral

Average RPI Win:	133	WON-LOST	WINNING	LAST 10	STRENGTH OF	OPP. STRENGTH	TEAM	ADJ.	CONF.	ADJ CONF.
Average RPI Loss:	5	RECORD	PCT. RANK	GAMES	SCHEDULE	OF SCHEDULE	RPI	RPI	RPI	RPI
DIV. I ONLY	26- 3	9	9- 1	62	35	11	11	4	4	
DIV. I NON-CONF.	11- 1	16	0- 0	106	163	22	22	4	4	
TOTALS	RPI 1-25	RPI 26-50	W-L RECORDS	RPI 51-100	RPI 101-150	RPI 150+				
26- 3	2- 3	1- 0	OVERALL	8- 0	4- 0	11- 0				
14- 1	2- 1	1- 0	HOME	3- 0	1- 0	7- 0				
9- 1	0- 1	0- 0	AWAY	4- 0	2- 0	3- 0				
3- 1	0- 1	0- 0	NEUTRAL	1- 0	1- 0	1- 0				
11- 1	1- 1	0- 0	NON-CONFERENCE	1- 0	1- 0	8- 0				
7- 0	1- 0	0- 0	HOME	0- 0	0- 0	6- 0				
1- 0	0- 0	0- 0	AWAY	0- 0	0- 0	1- 0				
3- 1	0- 1	0- 0	NEUTRAL	1- 0	1- 0	1- 0				
15- 2	1- 2	1- 0	CONFERENCE	7- 0	3- 0	3- 0				
7- 1	1- 1	1- 0	HOME	3- 0	1- 0	1- 0				
8- 1	0- 1	0- 0	AWAY	4- 0	2- 0	2- 0				
0- 0	0- 0	0- 0	NEUTRAL	0- 0	0- 0	0- 0				

RPI 1-25				Team's RPI: 11	RPI 26-50				RPI 51-100				RPI 101+			
RPI	S	Opponent	Score		RPI	S	Opponent	Score	RPI	S	Opponent	Score	RPI	S	Opponent	Score
4	N	UConn	73 83		39	H	Indiana	86 63	56	A	Rutgers	73 59	117	A	Northwestern	79 70
5	A	Ohio St.	86 94						57	A	Purdue	87 67	117	H	Northwestern	80 62
5	H	Ohio St.	71 80						57	H	Purdue	73 59	125	A	Penn St.	89 53
17	H	Syracuse	82 64						62	A	Iowa	76 56	129	N	Pittsburgh	70 49
19	H	Michigan St.	85 76						64	A	Michigan	74 67	151	H	Detroit	97 41
									64	H	Michigan	76 56	154	N	Old Dominion	95 49
									65	N	South Dakota St.	62 55	161	A	Illinois	79 63
									92	H	Nebraska	89 50	167	H	Southern U.	94 61
													178	A	Wisconsin	90 65
													178	H	Wisconsin	83 77
													241	H	Loyola Maryland	97 47
													249	H	High Point	105 50
													284	H	Central Conn. St.	86 43
													285	A	UMES	106 30
													317	H	UMass Lowell	102 53
LAST 12 Division I GAMES:																
178	H	Wisconsin	83 77		19	H	Michigan St.	85 76								
56	A	Rutgers	73 59		57	A	Purdue	87 67								
64	H	Michigan	76 56		39	H	Indiana	86 63								
117	A	Northwestern	79 70		125	A	Penn St.	89 53								
57	H	Purdue	73 59		178	A	Wisconsin	90 65								
5	A	Ohio St.	86 94		117	H	Northwestern	80 62								

Non-Div I Games:

Maryland

■ Loss,
■ Non-Conf, S Site,
■ Home
■ Away
N Neutral

Massachusetts

Through Games Of Feb. 27, 2016

Average RPI Win:	201	WON-LOST	WINNING	LAST 10	STRENGTH OF	OPP. STRENGTH	TEAM	ADJ.	CONF.	ADJ CONF.
Average RPI Loss:	129	RECORD	PCT. RANK	GAMES	SCHEDULE	OF SCHEDULE	RPI	RPI	RPI	RPI
DIV. I ONLY	11- 17	232	5- 5	165	102	207	207	7	7	
DIV. I NON-CONF.	6- 6	160	0- 1	253	167	198	198	8	8	
TOTALS	RPI 1-25	RPI 26-50	W-L RECORDS	RPI 51-100	RPI 101-150	RPI 150+				
11- 17	0- 1	1- 2	OVERALL	2- 5	0- 2	8- 7				
7- 6	0- 0	1- 0	HOME	2- 1	0- 2	4- 3				
4- 10	0- 1	0- 2	AWAY	0- 3	0- 0	4- 4				
0- 1	0- 0	0- 0	NEUTRAL	0- 1	0- 0	0- 0				
6- 6	0- 0	0- 0	NON-CONFERENCE	1- 3	0- 1	5- 2				
4- 1	0- 0	0- 0	HOME	1- 0	0- 1	3- 0				
2- 4	0- 0	0- 0	AWAY	0- 2	0- 0	2- 2				
0- 1	0- 0	0- 0	NEUTRAL	0- 1	0- 0	0- 0				
5- 11	0- 1	1- 2	CONFERENCE	1- 2	0- 1	3- 5				
3- 5	0- 0	1- 0	HOME	1- 1	0- 1	1- 3				
2- 6	0- 1	0- 2	AWAY	0- 1	0- 0	2- 2				
0- 0	0- 0	0- 0	NEUTRAL	0- 0	0- 0	0- 0				

RPI S	Opponent	Score	RPI S	Opponent	Score	RPI S	Opponent	Score	RPI S	Opponent	Score	Team's RPI: 207
24	A Duquesne	64 73	37	A George Washington	50 67	54	A Duke	46 70	101	H Saint Joseph's	58 62	
			38	A St. Bonaventure	41 66	55	A Saint Louis	49 69	120	H Buffalo	48 56	
			38	H St. Bonaventure	69 60	66	N Ball St.	54 81	168	H Fordham	55 60	
						71	H Dayton	76 69	176	A Davidson	66 62	
						73	H Hofstra	57 56	186	A Colorado	63 90	
						81	H VCU	66 74	187	A George Mason	59 64	
						100	A Harvard	65 67	199	H Richmond	68 74	
									210	H Hartford	63 57	
									216	A Rhode Island	71 64	
									216	H Rhode Island	79 80	
									239	A Bryant	86 69	
									250	A Holy Cross	74 60	
									275	A La Salle	57 66	
									275	H La Salle	80 57	
									284	A Central Conn. St.	68 78	
									317	H UMass Lowell	84 58	
									344	H Boston U.	73 56	
LAST 12 Division I GAMES:												
			66	N Ball St.	54 81	275	A La Salle	57 66				
			275	H La Salle	80 57	168	H Fordham	55 60				
			216	A Rhode Island	71 64	24	A Duquesne	64 73				
			176	A Davidson	66 62	187	A George Mason	59 64				
			71	H Dayton	76 69	216	H Rhode Island	79 80				
			38	H St. Bonaventure	69 60	37	A George Washington	50 67				

Non-Div I Games:

Massachusetts

Loss, Non-Conf, S Site, H Home A Away N Neutral

Average RPI Win:	257	WON-LOST	WINNING	LAST 10	STRENGTH OF	OPP. STRENGTH	TEAM	ADJ.	CONF.	ADJ CONF.
Average RPI Loss:	145	RECORD	PCT. RANK	GAMES	SCHEDULE	OF SCHEDULE	RPI	RPI	RPI	RPI
DIV. I ONLY	16- 10	105	7- 3	292	208	156	156	27	27	
DIV. I NON-CONF.	5- 4	138	0- 0	134	46	91	91	26	26	
TOTALS	RPI 1-25	RPI 26-50	W-L RECORDS	RPI 51-100	RPI 101-150	RPI 150+				
16- 10	0- 1	0- 1	OVERALL	0- 2	2- 2	14- 4				
9- 2	0- 0	0- 0	HOME	0- 0	1- 1	8- 1				
6- 8	0- 1	0- 1	AWAY	0- 2	1- 1	5- 3				
1- 0	0- 0	0- 0	NEUTRAL	0- 0	0- 0	1- 0				
5- 4	0- 1	0- 1	NON-CONFERENCE	0- 1	1- 0	4- 1				
2- 0	0- 0	0- 0	HOME	0- 0	0- 0	2- 0				
2- 4	0- 1	0- 1	AWAY	0- 1	1- 0	1- 1				
1- 0	0- 0	0- 0	NEUTRAL	0- 0	0- 0	1- 0				
11- 6	0- 0	0- 0	CONFERENCE	0- 1	1- 2	10- 3				
7- 2	0- 0	0- 0	HOME	0- 0	1- 1	6- 1				
4- 4	0- 0	0- 0	AWAY	0- 1	0- 1	4- 2				
0- 0	0- 0	0- 0	NEUTRAL	0- 0	0- 0	0- 0				

RPI 1-25				RPI 26-50				RPI 51-100				RPI 101+ Team's RPI: 156			
RPI	S	Opponent	Score	RPI	S	Opponent	Score	RPI	S	Opponent	Score	RPI	S	Opponent	Score
3	A	Baylor	46 105	47	A	Chattanooga	53 68	74	A	Abilene Christian	62 79	114	H	Central Ark.	56 70
								80	A	Tulane	55 74	122	A	Northwestern St.	64 85
												122	H	Northwestern St.	78 74
												143	A	UT Arlington	63 57
												165	A	Ole Miss	56 96
												173	A	Louisiana Tech	74 71
												201	A	Stephen F. Austin	55 80
												223	H	Rice	61 53
												227	H	Sam Houston St.	82 79
												233	N	Dartmouth	78 56
												245	A	Houston Baptist	71 64
												278	H	La.-Monroe	72 62
												283	A	Lamar	76 69
												283	H	Lamar	92 84
												306	A	Southeastern La.	83 74
												306	H	Southeastern La.	96 79
												312	A	Nicholls St.	81 85
												312	H	Nicholls St.	96 62
												313	H	A&M-Corpus Christi	72 51
												331	A	New Orleans	77 74
												331	H	New Orleans	92 63
												334	H	Incarnate Word	55 68
LAST 12 Division I GAMES:															
312	H	Nicholls St.	96 62	312	A	Nicholls St.	81 85								
283	A	Lamar	76 69	331	H	New Orleans	92 63								
283	H	Lamar	92 84	331	A	New Orleans	77 74								
114	H	Central Ark.	56 70	306	H	Southeastern La.	96 79								
122	A	Northwestern St.	64 85	122	H	Northwestern St.	78 74								
306	A	Southeastern La.	83 74	334	H	Incarnate Word	55 68								

Non-Div I Games: Southern-N.O. 97 61 Louisiana Col. 73 59 Loyola (LA) 70 69

McNeese St.

Loss, Non-Conf, S Site, H Home A Away N Neutral

Average RPI Win:	179	WON-LOST	WINNING	LAST 10	STRENGTH OF	OPP. STRENGTH	TEAM	ADJ.	CONF.	ADJ CONF.
Average RPI Loss:	89	RECORD	PCT. RANK	GAMES	SCHEDULE	OF SCHEDULE	RPI	RPI	RPI	RPI
DIV. I ONLY	17- 11	109	8- 2	121	76	102	102	9	9	
DIV. I NON-CONF.	6- 5	146	0- 0	137	96	152	152	7	7	
TOTALS	RPI 1-25	RPI 26-50	W-L RECORDS	RPI 51-100	RPI 101-150	RPI 150+				
17- 11	0- 2	1- 2	OVERALL	4- 3	1- 1	11- 3				
12- 4	0- 1	1- 1	HOME	3- 1	1- 0	7- 1				
5- 7	0- 1	0- 1	AWAY	1- 2	0- 1	4- 2				
0- 0	0- 0	0- 0	NEUTRAL	0- 0	0- 0	0- 0				
6- 5	0- 0	0- 1	NON-CONFERENCE	2- 2	1- 1	3- 1				
5- 2	0- 0	0- 1	HOME	1- 1	1- 0	3- 0				
1- 3	0- 0	0- 0	AWAY	1- 1	0- 1	0- 1				
0- 0	0- 0	0- 0	NEUTRAL	0- 0	0- 0	0- 0				
11- 6	0- 2	1- 1	CONFERENCE	2- 1	0- 0	8- 2				
7- 2	0- 1	1- 0	HOME	2- 0	0- 0	4- 1				
4- 4	0- 1	0- 1	AWAY	0- 1	0- 0	4- 1				
0- 0	0- 0	0- 0	NEUTRAL	0- 0	0- 0	0- 0				

RPI 1-25				RPI 26-50				RPI 51-100				RPI 101+ Team's RPI: 102			
RPI	S	Opponent	Score	RPI	S	Opponent	Score	RPI	S	Opponent	Score	RPI	S	Opponent	Score
4	A	UConn	40 83	30	A	South Fla.	82 97	55	H	Saint Louis	57 63	119	A	Little Rock	53 61
4	H	UConn	46 86	30	H	South Fla.	88 87	63	A	Temple	58 82	132	H	Southern Ill.	61 58
				37	H	George Washington	62 68	63	H	Temple	100 97	161	H	Illinois	81 75
								72	A	Central Mich.	64 61	164	A	East Carolina	79 78
								76	A	Minnesota	60 70	164	H	East Carolina	93 83
								80	H	Tulane	83 67	179	A	SMU	49 58
								98	H	Georgetown	57 53	184	A	Tulsa	69 58
												184	H	Tulsa	59 65
												220	A	Cincinnati	64 47
												220	H	Cincinnati	54 51
												226	A	Kansas	63 72
												270	A	UCF	69 52
												270	H	UCF	75 59
												281	H	Houston	74 57
												295	H	Jacksonville St.	70 55
												339	H	Eastern Ill.	80 49
LAST 12 Division I GAMES:															
164	H	East Carolina	93 83	4	A	UConn	40 83	270	H	UCF	75 59				
30	A	South Fla.	82 97	184	A	Tulsa	69 58	30	H	South Fla.	88 87				
63	H	Temple	100 97	179	A	SMU	49 58	4	H	UConn	46 86				
164	A	East Carolina	79 78												
270	A	UCF	69 52												
220	H	Cincinnati	54 51												

Non-Div I Games:

Memphis

■ Loss,
 ■ Non-Conf,
 ■ S Site,
 ■ H Home
 ■ A Away
 N Neutral

Average RPI Win:	251	WON-LOST	WINNING	LAST 10	STRENGTH OF	OPP. STRENGTH	TEAM	ADJ.	CONF.	ADJ CONF.
Average RPI Loss:	73	RECORD	PCT. RANK	GAMES	SCHEDULE	OF SCHEDULE	RPI	RPI	RPI	RPI
DIV. I ONLY	20- 7	58	8- 2	244	221	110	110	17	17	
DIV. I NON-CONF.	8- 5	120	0- 0	225	285	157	157	15	15	
TOTALS	RPI 1-25	RPI 26-50	W-L RECORDS	RPI 51-100	RPI 101-150	RPI 150+				
20- 7	0- 2	1- 1	OVERALL	0- 2	2- 1	17- 1				
10- 3	0- 0	1- 0	HOME	0- 1	1- 1	8- 1				
9- 3	0- 2	0- 1	AWAY	0- 0	1- 0	8- 0				
1- 1	0- 0	0- 0	NEUTRAL	0- 1	0- 0	1- 0				
8- 5	0- 2	0- 0	NON-CONFERENCE	0- 2	0- 1	8- 0				
4- 2	0- 0	0- 0	HOME	0- 1	0- 1	4- 0				
3- 2	0- 2	0- 0	AWAY	0- 0	0- 0	3- 0				
1- 1	0- 0	0- 0	NEUTRAL	0- 1	0- 0	1- 0				
12- 2	0- 0	1- 1	CONFERENCE	0- 0	2- 0	9- 1				
6- 1	0- 0	1- 0	HOME	0- 0	1- 0	4- 1				
6- 1	0- 0	0- 1	AWAY	0- 0	1- 0	5- 0				
0- 0	0- 0	0- 0	NEUTRAL	0- 0	0- 0	0- 0				

RPI 1-25				RPI 26-50				RPI 51-100				RPI 101+ Team's RPI: 110			
RPI	S	Opponent	Score	RPI	S	Opponent	Score	RPI	S	Opponent	Score	RPI	S	Opponent	Score
16	A	Florida St.	36 79	47	A	Chattanooga	45 67	55	H	Saint Louis	60 68	107	A	Samford	63 60
22	A	Georgia	44 57	47	H	Chattanooga	67 44	78	N	Charlotte	62 72	107	H	Samford	63 61
												132	H	Southern Ill.	52 55
												159	A	ETSU	61 45
												159	H	ETSU	53 55
												221	A	Furman	61 50
												221	H	Furman	64 62
												235	H	Col. of Charleston	66 58
												277	A	Tennessee Tech	63 47
												286	A	Kennesaw St.	72 61
												290	H	Ga. Southern	62 50
												294	A	Florida A&M	54 50
												295	H	Jacksonville St.	46 39
												300	A	Wofford	70 61
												300	H	Wofford	80 32
												301	A	Western Caro.	92 88
												301	H	Western Caro.	63 42
												310	A	UNCG	86 78
												310	H	UNCG	81 47
												324	H	North Florida	68 54
												333	N	Howard	70 53
LAST 12 Division I GAMES:															
				221	H	Furman	64 62					301	H	Western Caro.	63 42
				300	H	Wofford	80 32					221	A	Furman	61 50
				47	A	Chattanooga	45 67					300	A	Wofford	70 61
				159	A	ETSU	61 45					159	H	ETSU	53 55
				107	H	Samford	63 61					47	H	Chattanooga	67 44
				310	H	UNCG	81 47					107	A	Samford	63 60

Non-Div I Games: Faulkner 86 33 Coastal Ga. 87 48

Mercer

Loss, Non-Conf, S Site, H Home A Away N Neutral

Average RPI Win:	156	WON-LOST	WINNING	LAST 10	STRENGTH OF	OPP. STRENGTH	TEAM	ADJ.	CONF.	ADJ CONF.
Average RPI Loss:	24	RECORD	PCT. RANK	GAMES	SCHEDULE	OF SCHEDULE	RPI	RPI	RPI	RPI
DIV. I ONLY	22- 6	35	6- 4	69	56	35	35	5	5	
DIV. I NON-CONF.	12- 1	9	0- 0	185	127	42	42	5	5	
TOTALS	RPI 1-25	RPI 26-50	W-L RECORDS	RPI 51-100	RPI 101-150	RPI 150+				
22- 6	0- 5	2- 0	OVERALL	3- 1	8- 0	9- 0				
13- 3	0- 3	1- 0	HOME	1- 0	5- 0	6- 0				
8- 2	0- 1	0- 0	AWAY	2- 1	3- 0	3- 0				
1- 1	0- 1	1- 0	NEUTRAL	0- 0	0- 0	0- 0				
12- 1	0- 1	1- 0	NON-CONFERENCE	1- 0	2- 0	8- 0				
8- 0	0- 0	0- 0	HOME	0- 0	2- 0	6- 0				
3- 0	0- 0	0- 0	AWAY	1- 0	0- 0	2- 0				
1- 1	0- 1	1- 0	NEUTRAL	0- 0	0- 0	0- 0				
10- 5	0- 4	1- 0	CONFERENCE	2- 1	6- 0	1- 0				
5- 3	0- 3	1- 0	HOME	1- 0	3- 0	0- 0				
5- 2	0- 1	0- 0	AWAY	1- 1	3- 0	1- 0				
0- 0	0- 0	0- 0	NEUTRAL	0- 0	0- 0	0- 0				

RPI 1-25				RPI 26-50				Team's RPI: 35				RPI 51-100				RPI 101+			
RPI	S	Opponent	Score	RPI	S	Opponent	Score	RPI	S	Opponent	Score	RPI	S	Opponent	Score	RPI	S	Opponent	Score
1	A	Notre Dame	69 90	39	N	Indiana	89 75	54	H	Duke	61 53	103	H	Wright St.	80 67				
3	N	Baylor	81 88	48	H	North Carolina St.	73 44	75	A	Georgia Tech	58 55	112	A	Virginia Tech	57 45				
12	H	Louisville	51 79					78	A	Charlotte	77 70	112	H	Virginia Tech	67 56				
16	H	Florida St.	58 69					96	A	Virginia	56 76	116	A	Boston College	67 62				
17	H	Syracuse	51 57									127	H	Wake Forest	71 60				
												129	H	Pittsburgh	79 55				
												130	A	North Carolina	76 61				
												150	H	Milwaukee	77 38				
												154	A	Old Dominion	61 35				
												161	H	Illinois	73 64				
												177	A	Loyola Chicago	77 50				
												247	A	Clemson	83 49				
												255	H	Coppin St.	78 59				
												263	H	Bethune-Cookman	55 47				
												275	H	La Salle	86 58				
												309	H	FIU	83 55				
												317	H	UMass Lowell	84 53				
LAST 12 Division I GAMES:																			
12	H	Louisville	51 79	17	H	Syracuse	51 57	112	A	Virginia Tech	57 45	16	H	Florida St.	58 69	130	A	North Carolina	76 61
112	H	Virginia Tech	67 56	54	H	Duke	61 53	127	H	Wake Forest	71 60	247	A	Clemson	83 49				
1	A	Notre Dame	69 90	116	A	Boston College	67 62												
75	A	Georgia Tech	58 55																
54	H	Duke	61 53																
116	A	Boston College	67 62																

Non-Div I Games:

Miami (FL)

■ Loss,
■ Non-Conf, S Site,
■ Home
■ Away
N Neutral

Average RPI Win:	264	WON-LOST	WINNING	LAST 10	STRENGTH OF	OPP. STRENGTH	TEAM	ADJ.	CONF.	ADJ CONF.
Average RPI Loss:	132	RECORD	PCT. RANK	GAMES	SCHEDULE	OF SCHEDULE	RPI	RPI	RPI	RPI
DIV. I ONLY	9- 18	265	2- 8	212	164	274	274	11	11	
DIV. I NON-CONF.	6- 5	146	0- 0	306	230	234	234	13	13	
TOTALS	RPI 1-25	RPI 26-50	W-L RECORDS	RPI 51-100	RPI 101-150	RPI 150+				
9- 18	0- 0	0- 1	OVERALL	0- 6	1- 6	8- 5				
7- 7	0- 0	0- 0	HOME	0- 2	1- 3	6- 2				
1- 11	0- 0	0- 1	AWAY	0- 4	0- 3	1- 3				
1- 0	0- 0	0- 0	NEUTRAL	0- 0	0- 0	1- 0				
6- 5	0- 0	0- 0	NON-CONFERENCE	0- 2	0- 1	6- 2				
4- 2	0- 0	0- 0	HOME	0- 0	0- 1	4- 1				
1- 3	0- 0	0- 0	AWAY	0- 2	0- 0	1- 1				
1- 0	0- 0	0- 0	NEUTRAL	0- 0	0- 0	1- 0				
3- 13	0- 0	0- 1	CONFERENCE	0- 4	1- 5	2- 3				
3- 5	0- 0	0- 0	HOME	0- 2	1- 2	2- 1				
0- 8	0- 0	0- 1	AWAY	0- 2	0- 3	0- 2				
0- 0	0- 0	0- 0	NEUTRAL	0- 0	0- 0	0- 0				

RPI S	Opponent	Score	RPI S	Opponent	Score	RPI S	Opponent	Score	RPI S	Opponent	Score	Team's RPI: 274
			43 A	Ohio	44 72	64 A	Michigan	55 97	106 H	Toledo	50 55	
						66 A	Ball St.	41 66	120 A	Buffalo	39 58	
						72 A	Central Mich.	54 77	120 H	Buffalo	69 58	
						72 H	Central Mich.	58 72	124 A	Akron	65 77	
						86 H	Eastern Mich.	46 70	124 H	Akron	62 65	
						88 A	UT Martin	47 74	137 A	Western Mich.	66 80	
									138 H	Northern Ky.	57 71	
									181 A	Fla. Atlantic	65 68	
									188 H	Eastern Ky.	72 77	
									217 H	Oakland	65 54	
									244 A	Valparaiso	75 72	
									252 A	Northern Ill.	73 92	
									252 H	Northern Ill.	66 60	
									258 A	Bowling Green	56 76	
									258 H	Bowling Green	58 64	
									265 H	Austin Peay	75 60	
									304 H	Morehead St.	59 57	
									322 H	Kent St.	55 52	
									326 N	LIU Brooklyn	68 49	
									328 H	Evansville	91 85	
LAST 12 Division I GAMES:												
258 A	Bowling Green	56 76	124 A	Akron	65 77							
124 H	Akron	62 65	322 H	Kent St.	55 52							
120 A	Buffalo	39 58	72 A	Central Mich.	54 77							
43 A	Ohio	44 72	120 H	Buffalo	69 58							
86 H	Eastern Mich.	46 70	72 H	Central Mich.	58 72							
252 A	Northern Ill.	73 92	137 A	Western Mich.	66 80							

Non-Div I Games:

Miami (OH)

■ Loss,
 ■ Non-Conf,
 ■ S Site,
 ■ H Home
 ■ A Away
 N Neutral

Average RPI Win:	145	WON-LOST	WINNING	LAST 10	STRENGTH OF	OPP. STRENGTH	TEAM	ADJ.	CONF.	ADJ CONF.
Average RPI Loss:	39	RECORD	PCT. RANK	GAMES	SCHEDULE	OF SCHEDULE	RPI	RPI	RPI	RPI
DIV. I ONLY	17- 11	109	6- 4	29	44	64	64	4	4	
DIV. I NON-CONF.	8- 3	77	0- 0	90	126	73	73	4	4	
TOTALS	RPI 1-25	RPI 26-50	W-L RECORDS	RPI 51-100	RPI 101-150	RPI 150+				
17- 11	0- 5	0- 2	OVERALL	4- 4	5- 0	8- 0				
12- 5	0- 3	0- 0	HOME	2- 2	3- 0	7- 0				
5- 6	0- 2	0- 2	AWAY	2- 2	2- 0	1- 0				
0- 0	0- 0	0- 0	NEUTRAL	0- 0	0- 0	0- 0				
8- 3	0- 1	0- 1	NON-CONFERENCE	0- 1	2- 0	6- 0				
7- 1	0- 1	0- 0	HOME	0- 0	2- 0	5- 0				
1- 2	0- 0	0- 1	AWAY	0- 1	0- 0	1- 0				
0- 0	0- 0	0- 0	NEUTRAL	0- 0	0- 0	0- 0				
9- 8	0- 4	0- 1	CONFERENCE	4- 3	3- 0	2- 0				
5- 4	0- 2	0- 0	HOME	2- 2	1- 0	2- 0				
4- 4	0- 2	0- 1	AWAY	2- 1	2- 0	0- 0				
0- 0	0- 0	0- 0	NEUTRAL	0- 0	0- 0	0- 0				

RPI 1-25				RPI 26-50				RPI 51-100				Team's RPI: 64	RPI 101+			
RPI	S	Opponent	Score	RPI	S	Opponent	Score	RPI	S	Opponent	Score		RPI	S	Opponent	Score
5	H	Ohio St.	93 97	33	A	Princeton	57 74	57	A	Purdue	68 61		117	A	Northwestern	70 65
10	H	UCLA	77 86	39	A	Indiana	69 77	57	H	Purdue	63 65		125	A	Penn St.	91 87
11	A	Maryland	56 76					62	A	Iowa	69 85		125	H	Penn St.	78 73
11	H	Maryland	67 74					62	H	Iowa	82 75		129	H	Pittsburgh	82 45
19	A	Michigan St.	64 85					76	A	Minnesota	93 86		144	H	Oral Roberts	61 44
								76	H	Minnesota	92 76		151	A	Detroit	88 61
								86	A	Eastern Mich.	63 64		153	H	Xavier	92 54
								92	H	Nebraska	81 93		161	H	Illinois	96 83
													178	H	Wisconsin	82 65
													205	H	USC Upstate	119 61
													210	H	Hartford	83 47
													229	H	Binghamton	90 62
													274	H	Miami (OH)	97 55
LAST 12 Division I GAMES:																
117	A	Northwestern	70 65	19	A	Michigan St.	64 85	76	H	Minnesota	92 76					
125	H	Penn St.	78 73					62	A	Iowa	69 85					
11	A	Maryland	56 76					92	H	Nebraska	81 93					
57	A	Purdue	68 61					5	H	Ohio St.	93 97					
178	H	Wisconsin	82 65					125	A	Penn St.	91 87					
161	H	Illinois	96 83													

Non-Div I Games:

Michigan

■ Loss,
■ Non-Conf, S Site,
■ Home
■ Away
N Neutral

Average RPI Win:	122	WON-LOST	WINNING	LAST 10	STRENGTH OF	OPP. STRENGTH	TEAM	ADJ.	CONF.	ADJ CONF.
Average RPI Loss:	41	RECORD	PCT. RANK	GAMES	SCHEDULE	OF SCHEDULE	RPI	RPI	RPI	RPI
DIV. I ONLY	22- 7	46	7- 3	58	15	19	19	4	4	
DIV. I NON-CONF.	9- 2	37	0- 0	69	62	38	38	4	4	
TOTALS	RPI 1-25	RPI 26-50	W-L RECORDS	RPI 51-100	RPI 101-150	RPI 150+				
22- 7	2- 4	0- 1	OVERALL	7- 1	3- 1	10- 0				
13- 2	2- 1	0- 0	HOME	5- 0	2- 1	4- 0				
8- 4	0- 2	0- 1	AWAY	2- 1	1- 0	5- 0				
1- 1	0- 1	0- 0	NEUTRAL	0- 0	0- 0	1- 0				
9- 2	1- 2	0- 0	NON-CONFERENCE	0- 0	1- 0	7- 0				
5- 1	1- 1	0- 0	HOME	0- 0	1- 0	3- 0				
3- 0	0- 0	0- 0	AWAY	0- 0	0- 0	3- 0				
1- 1	0- 1	0- 0	NEUTRAL	0- 0	0- 0	1- 0				
13- 5	1- 2	0- 1	CONFERENCE	7- 1	2- 1	3- 0				
8- 1	1- 0	0- 0	HOME	5- 0	1- 1	1- 0				
5- 4	0- 2	0- 1	AWAY	2- 1	1- 0	2- 0				
0- 0	0- 0	0- 0	NEUTRAL	0- 0	0- 0	0- 0				

RPI 1-25				RPI 26-50				RPI 51-100				RPI 101+			
RPI	S	Opponent	Score	RPI	S	Opponent	Score	RPI	S	Opponent	Score	RPI	S	Opponent	Score
3	N	Baylor	76 84	39	A	Indiana	65 81	56	A	Rutgers	70 67	117	H	Northwestern	74 51
5	A	Ohio St.	80 85					56	H	Rutgers	59 48	125	A	Penn St.	71 55
5	H	Ohio St.	107 105					57	H	Purdue	68 56	125	H	Penn St.	61 65
11	A	Maryland	76 85					62	A	Iowa	74 69	137	H	Western Mich.	78 40
12	H	Louisville	78 85					62	H	Iowa	80 73	151	H	Detroit	81 42
22	H	Georgia	66 45					64	H	Michigan	85 64	160	A	Northeastern	77 51
								76	H	Minnesota	114 106	161	A	Illinois	71 43
								92	A	Nebraska	66 73	176	A	Davidson	73 44
												177	H	Loyola Chicago	76 47
												178	A	Wisconsin	77 54
												178	H	Wisconsin	77 67
												217	A	Oakland	82 62
												220	N	Cincinnati	103 63
												232	H	Idaho St.	79 60
LAST 12 Division I GAMES:															
11	A	Maryland	76 85	125	H	Penn St.	61 65								
5	H	Ohio St.	107 105	62	A	Iowa	74 69								
161	A	Illinois	71 43	64	H	Michigan	85 64								
76	H	Minnesota	114 106	178	A	Wisconsin	77 54								
56	A	Rutgers	70 67	57	H	Purdue	68 56								
92	A	Nebraska	66 73	56	H	Rutgers	59 48								

Non-Div I Games:

Michigan St.

■ Loss,
 ■ Non-Conf,
 ■ S Site,
 ■ H Home
 ■ A Away
 N Neutral

Average RPI Win:	186	WON-LOST	WINNING	LAST 10	STRENGTH OF	OPP. STRENGTH	TEAM	ADJ.	CONF.	ADJ CONF.
Average RPI Loss:	74	RECORD	PCT. RANK	GAMES	SCHEDULE	OF SCHEDULE	RPI	RPI	RPI	RPI
DIV. I ONLY	19- 8	67	9- 1	89	105	59	59	12	12	
DIV. I NON-CONF.	6- 5	146	0- 0	122	79	127	127	10	10	
TOTALS	RPI 1-25	RPI 26-50	W-L RECORDS	RPI 51-100	RPI 101-150	RPI 150+				
19- 8	0- 2	1- 2	OVERALL	2- 2	2- 1	14- 1				
9- 3	0- 1	1- 0	HOME	2- 1	1- 0	5- 1				
10- 4	0- 0	0- 2	AWAY	0- 0	1- 0	9- 0				
0- 1	0- 0	0- 0	NEUTRAL	0- 0	0- 1	0- 0				
6- 5	0- 1	0- 1	NON-CONFERENCE	1- 2	0- 1	5- 0				
3- 2	0- 1	0- 0	HOME	1- 1	0- 0	2- 0				
3- 2	0- 0	0- 1	AWAY	0- 1	0- 0	3- 0				
0- 1	0- 0	0- 0	NEUTRAL	0- 0	0- 1	0- 0				
13- 3	0- 1	1- 1	CONFERENCE	1- 0	2- 0	9- 1				
6- 1	0- 0	1- 0	HOME	1- 0	1- 0	3- 1				
7- 2	0- 1	0- 1	AWAY	0- 0	1- 0	6- 0				
0- 0	0- 0	0- 0	NEUTRAL	0- 0	0- 0	0- 0				

RPI 1-25				RPI 26-50				RPI 51-100				Team's RPI: 59	RPI 101+			
RPI	S	Opponent	Score	RPI	S	Opponent	Score	RPI	S	Opponent	Score		RPI	S	Opponent	Score
14	H	Kentucky	52 68	42	A	Western Ky.	51 62	72	A	Central Mich.	59 81		147	N	Alabama	46 64
23	A	UTEP	73 84	42	H	Western Ky.	83 75	78	H	Charlotte	72 67		149	A	UAB	77 72
				43	A	Ohio	49 72	94	H	Missouri St.	70 54		149	H	UAB	68 40
								96	H	Virginia	66 70		153	A	Xavier	62 53
													154	H	Old Dominion	58 61
													155	H	Southern Miss.	74 44
													157	A	Marshall	79 73
													157	H	Marshall	65 54
													165	H	Ole Miss	84 75
													173	H	Louisiana Tech	68 57
													181	A	Fla. Atlantic	83 73
													223	A	Rice	61 60
													237	A	North Texas	76 52
													260	A	UTSA	74 63
													265	A	Austin Peay	86 55
													277	H	Tennessee Tech	69 53
													309	A	FIU	85 62
													316	A	Nevada	90 46
LAST 12 Division I GAMES:																
				157	A	Marshall	79 73						181	A	Fla. Atlantic	83 73
				42	A	Western Ky.	51 62						42	H	Western Ky.	83 75
				149	A	UAB	77 72						157	H	Marshall	65 54
				155	H	Southern Miss.	74 44						223	A	Rice	61 60
				173	H	Louisiana Tech	68 57						237	A	North Texas	76 52
				309	A	FIU	85 62						154	H	Old Dominion	58 61

Non-Div I Games:

Middle Tenn.

■ Loss,
 ■ Non-Conf, S Site,
 ■ Home
 ■ Away
 N Neutral

Milwaukee

Through Games Of Feb. 27, 2016

Average RPI Win:	236	WON-LOST	WINNING	LAST 10	STRENGTH OF	OPP. STRENGTH	TEAM	ADJ.	CONF.	ADJ CONF.
Average RPI Loss:	118	RECORD	PCT. RANK	GAMES	SCHEDULE	OF SCHEDULE	RPI	RPI	RPI	RPI
DIV. I ONLY	17- 10	97	7- 3	257	141	150	150	14	14	
DIV. I NON-CONF.	6- 5	146	0- 0	346	156	269	269	16	16	
TOTALS	RPI 1-25	RPI 26-50	W-L RECORDS	RPI 51-100	RPI 101-150	RPI 150+				
17- 10	0- 2	0- 1	OVERALL	0- 1	4- 3	13- 3				
9- 5	0- 1	0- 0	HOME	0- 1	2- 1	7- 2				
7- 5	0- 1	0- 1	AWAY	0- 0	2- 2	5- 1				
1- 0	0- 0	0- 0	NEUTRAL	0- 0	0- 0	1- 0				
6- 5	0- 0	0- 1	NON-CONFERENCE	0- 1	0- 1	6- 2				
3- 2	0- 0	0- 0	HOME	0- 1	0- 0	3- 1				
2- 3	0- 0	0- 1	AWAY	0- 0	0- 1	2- 1				
1- 0	0- 0	0- 0	NEUTRAL	0- 0	0- 0	1- 0				
11- 5	0- 2	0- 0	CONFERENCE	0- 0	4- 2	7- 1				
6- 3	0- 1	0- 0	HOME	0- 0	2- 1	4- 1				
5- 2	0- 1	0- 0	AWAY	0- 0	2- 1	3- 0				
0- 0	0- 0	0- 0	NEUTRAL	0- 0	0- 0	0- 0				

RPI 1-25				RPI 26-50				RPI 51-100				RPI 101+ Team's RPI: 150			
RPI	S	Opponent	Score	RPI	S	Opponent	Score	RPI	S	Opponent	Score	RPI	S	Opponent	Score
21	A	Green Bay	46 69	35	A	Miami (FL)	38 77	91	H	Marquette	81 101	103	A	Wright St.	82 60
21	H	Green Bay	42 63									103	H	Wright St.	68 57
												117	A	Northwestern	44 69
												128	A	Youngstown St.	67 69
												128	H	Youngstown St.	62 70
												138	A	Northern Ky.	86 60
												138	H	Northern Ky.	78 71
												151	H	Detroit	79 89
												181	A	Fla. Atlantic	67 71
												217	H	Oakland	77 64
												234	A	Ill.-Chicago	62 56
												234	H	Ill.-Chicago	54 53
												244	A	Valparaiso	70 60
												244	H	Valparaiso	82 60
												252	H	Northern Ill.	73 58
												273	A	Cleveland St.	62 46
												273	H	Cleveland St.	59 58
												275	N	La Salle	69 53
												296	H	UMKC	70 48
												302	H	Denver	49 56
												315	H	IPFW	73 60
												339	A	Eastern Ill.	82 71
												340	A	Chicago St.	55 48
LAST 12 Division I GAMES:															
103	H	Wright St.	68 57	21	A	Green Bay	46 69	217	H	Oakland	77 64				
138	H	Northern Ky.	78 71	151	H	Detroit	79 89	138	A	Northern Ky.	86 60				
234	A	Ill.-Chicago	62 56	103	A	Wright St.	82 60	244	H	Valparaiso	82 60				
244	A	Valparaiso	70 60	273	H	Cleveland St.	59 58								

Non-Div I Games:

Milwaukee

■ Loss,
 ■ Non-Conf,
 ■ S Site,
 ■ H Home
 ■ A Away
 N Neutral

Average RPI Win:	150	WON-LOST	WINNING	LAST 10	STRENGTH OF	OPP. STRENGTH	TEAM	ADJ.	CONF.	ADJ CONF.
Average RPI Loss:	66	RECORD	PCT. RANK	GAMES	SCHEDULE	OF SCHEDULE	RPI	RPI	RPI	RPI
DIV. I ONLY	19- 9	75	7- 3	119	31	76	76	4	4	
DIV. I NON-CONF.	8- 3	77	0- 0	240	168	134	134	4	4	
TOTALS	RPI 1-25	RPI 26-50	W-L RECORDS	RPI 51-100	RPI 101-150	RPI 150+				
19- 9	1- 1	1- 1	OVERALL	4- 6	5- 0	8- 1				
14- 2	1- 0	1- 0	HOME	4- 1	4- 0	4- 1				
4- 6	0- 1	0- 1	AWAY	0- 4	1- 0	3- 0				
1- 1	0- 0	0- 0	NEUTRAL	0- 1	0- 0	1- 0				
8- 3	0- 0	0- 0	NON-CONFERENCE	1- 2	2- 0	5- 1				
6- 1	0- 0	0- 0	HOME	1- 0	2- 0	3- 1				
1- 1	0- 0	0- 0	AWAY	0- 1	0- 0	1- 0				
1- 1	0- 0	0- 0	NEUTRAL	0- 1	0- 0	1- 0				
11- 6	1- 1	1- 1	CONFERENCE	3- 4	3- 0	3- 0				
8- 1	1- 0	1- 0	HOME	3- 1	2- 0	1- 0				
3- 5	0- 1	0- 1	AWAY	0- 3	1- 0	2- 0				
0- 0	0- 0	0- 0	NEUTRAL	0- 0	0- 0	0- 0				

RPI 1-25				RPI 26-50				RPI 51-100				Team's RPI: 76	RPI 101+			
RPI	S	Opponent	Score	RPI	S	Opponent	Score	RPI	S	Opponent	Score		RPI	S	Opponent	Score
5	H	Ohio St.	90 88	39	A	Indiana	79 93	54	A	Duke	64 84		102	H	Memphis	70 60
19	A	Michigan St.	106 114	39	H	Indiana	78 76	56	A	Rutgers	55 66		111	H	North Dakota	57 47
								56	H	Rutgers	85 72		117	A	Northwestern	112 106
								57	A	Purdue	72 84		117	H	Northwestern	95 92
								60	N	Auburn	79 81		125	H	Penn St.	98 85
								62	H	Iowa	78 76		161	A	Illinois	106 75
								64	A	Michigan	76 92		161	H	Illinois	82 77
								64	H	Michigan	86 93		178	A	Wisconsin	84 77
								69	H	Maine	91 64		182	H	New Mexico	53 72
								92	H	Nebraska	110 73		192	N	Stetson	72 69
													287	H	Towson	105 86
													300	H	Wofford	98 54
													322	A	Kent St.	85 73
													345	H	NJIT	83 50
LAST 12 Division I GAMES:																
5	H	Ohio St.	90 88	56	H	Rutgers	85 72									
19	A	Michigan St.	106 114	64	A	Michigan	76 92									
39	A	Indiana	79 93	161	H	Illinois	82 77									
62	H	Iowa	78 76	178	A	Wisconsin	84 77									
92	H	Nebraska	110 73	117	H	Northwestern	95 92									
117	A	Northwestern	112 106	39	H	Indiana	78 76									

Non-Div I Games:

Minnesota

■ Loss,
■ Non-Conf, S Site,
■ Home
■ Away
N Neutral

Average RPI Win:	153	WON-LOST	WINNING	LAST 10	STRENGTH OF	OPP. STRENGTH	TEAM	ADJ.	CONF.	ADJ CONF.
Average RPI Loss:	14	RECORD	PCT. RANK	GAMES	SCHEDULE	OF SCHEDULE	RPI	RPI	RPI	RPI
DIV. I ONLY	23- 6	27	6- 4	72	58	26	26	2	2	
DIV. I NON-CONF.	13- 1	8	0- 0	214	232	44	44	2	2	
TOTALS	RPI 1-25	RPI 26-50	W-L RECORDS	RPI 51-100	RPI 101-150	RPI 150+				
23- 6	1- 5	3- 1	OVERALL	3- 0	5- 0	11- 0				
13- 2	0- 2	2- 0	HOME	1- 0	2- 0	8- 0				
6- 4	1- 3	0- 1	AWAY	1- 0	2- 0	2- 0				
4- 0	0- 0	1- 0	NEUTRAL	1- 0	1- 0	1- 0				
13- 1	0- 1	1- 0	NON-CONFERENCE	1- 0	2- 0	9- 0				
8- 0	0- 0	0- 0	HOME	0- 0	1- 0	7- 0				
1- 1	0- 1	0- 0	AWAY	0- 0	0- 0	1- 0				
4- 0	0- 0	1- 0	NEUTRAL	1- 0	1- 0	1- 0				
10- 5	1- 4	2- 1	CONFERENCE	2- 0	3- 0	2- 0				
5- 2	0- 2	2- 0	HOME	1- 0	1- 0	1- 0				
5- 3	1- 2	0- 1	AWAY	1- 0	2- 0	1- 0				
0- 0	0- 0	0- 0	NEUTRAL	0- 0	0- 0	0- 0				

RPI 1-25				RPI 26-50				Team's RPI: 26				RPI 51-100				RPI 101+			
RPI	S	Opponent	Score	RPI	S	Opponent	Score	RPI	S	Opponent	Score	RPI	S	Opponent	Score	RPI	S	Opponent	Score
2	H	South Carolina	51 57	28	A	Missouri	54 66	60	H	Auburn	60 45	107	H	Samford	68 47				
6	A	Texas	47 53	28	H	Missouri	52 42	61	N	FGCU	65 60	123	A	LSU	71 52				
13	A	Texas A&M	58 64	30	N	South Fla.	68 58	87	A	Vanderbilt	66 61	131	A	Arkansas	65 55				
14	H	Kentucky	60 83	31	H	Tennessee	65 63					131	H	Arkansas	80 55				
20	A	Florida	76 70									137	N	Western Mich.	90 68				
22	A	Georgia	43 47									155	H	Southern Miss.	78 65				
												165	A	Ole Miss	60 51				
												165	H	Ole Miss	79 51				
												173	A	Louisiana Tech	93 63				
												179	N	SMU	72 70				
												180	H	Grambling	107 43				
												251	H	Tennessee St.	82 54				
												292	H	Savannah St.	92 25				
												306	H	Southeastern La.	81 41				
												347	H	Norfolk St.	92 34				
												349	H	Mississippi Val.	109 37				
LAST 12 Division I GAMES:																			
				87	A	Vanderbilt	66 61	131	A	Arkansas	65 55								
				165	A	Ole Miss	60 51	31	H	Tennessee	65 63								
				14	H	Kentucky	60 83	2	H	South Carolina	51 57								
				13	A	Texas A&M	58 64	22	A	Georgia	43 47								
				28	H	Missouri	52 42	165	H	Ole Miss	79 51								
				123	A	LSU	71 52	28	A	Missouri	54 66								

Non-Div I Games:

Mississippi St.

■ Loss,
 ■ Non-Conf, S Site,
 ■ Home
 ■ Away
 N Neutral

Mississippi Val.

Through Games Of Feb. 27, 2016

Average RPI Win:	341	WON-LOST	WINNING	LAST 10	STRENGTH OF	OPP. STRENGTH	TEAM	ADJ.	CONF.	ADJ CONF.
Average RPI Loss:	226	RECORD	PCT. RANK	GAMES	SCHEDULE	OF SCHEDULE	RPI	RPI	RPI	RPI
DIV. I ONLY	1- 23	348	0- 10	324	335	349	349	32	32	
DIV. I NON-CONF.	0- 8	338	0- 0	234	35	337	337	31	31	
TOTALS	RPI 1-25	RPI 26-50	W-L RECORDS	RPI 51-100	RPI 101-150	RPI 150+				
1- 23	0- 0	0- 1	OVERALL	0- 1	0- 3	1- 18				
1- 8	0- 0	0- 0	HOME	0- 0	0- 0	1- 8				
0- 14	0- 0	0- 1	AWAY	0- 1	0- 3	0- 9				
0- 1	0- 0	0- 0	NEUTRAL	0- 0	0- 0	0- 1				
0- 8	0- 0	0- 1	NON-CONFERENCE	0- 1	0- 3	0- 3				
0- 0	0- 0	0- 0	HOME	0- 0	0- 0	0- 0				
0- 7	0- 0	0- 1	AWAY	0- 1	0- 3	0- 2				
0- 1	0- 0	0- 0	NEUTRAL	0- 0	0- 0	0- 1				
1- 15	0- 0	0- 0	CONFERENCE	0- 0	0- 0	1- 15				
1- 8	0- 0	0- 0	HOME	0- 0	0- 0	1- 8				
0- 7	0- 0	0- 0	AWAY	0- 0	0- 0	0- 7				
0- 0	0- 0	0- 0	NEUTRAL	0- 0	0- 0	0- 0				

RPI S	Opponent	Score	RPI S	Opponent	Score	RPI S	Opponent	Score	RPI S	Opponent	Score	Team's RPI: 349
26	A Mississippi St.	37 109	87	A Vanderbilt	39 89	131	A Arkansas	46 86	147	A Alabama	35 98	
						149	A UAB	33 80	155	A Southern Miss.	55 71	
						165	A Ole Miss	61 97	167	A Southern U.	26 78	
						167	H Southern U.	36 99	180	H Grambling	52 65	
						243	A Texas Southern	38 76	243	H Texas Southern	30 85	
						272	A Prairie View	57 80	272	H Prairie View	50 81	
						280	A Alabama St.	50 100	280	H Alabama St.	51 79	
						303	A Jackson St.	43 70	303	H Jackson St.	46 72	
						311	A Alcorn	39 75	311	H Alcorn	66 81	
						312	N Nicholls St.	54 63	341	H Ark.-Pine Bluff	62 60	
						346	A Alabama A&M	68 79	346	H Alabama A&M	74 84	
LAST 12 Division I GAMES:												
303	A Jackson St.	43 70	280	H Alabama St.	51 79							
272	H Prairie View	50 81	180	H Grambling	52 65							
243	H Texas Southern	30 85	303	H Jackson St.	46 72							
167	A Southern U.	26 78	272	A Prairie View	57 80							
311	A Alcorn	39 75	243	A Texas Southern	38 76							
346	H Alabama A&M	74 84	167	H Southern U.	36 99							

Non-Div I Games: Philander Smith 64 53 Blue Mountain 72 67

Mississippi Val.

Loss, Non-Conf, S Site, H Home A Away N Neutral

Average RPI Win:	149	WON-LOST	WINNING	LAST 10	STRENGTH OF	OPP. STRENGTH	TEAM	ADJ.	CONF.	ADJ CONF.
Average RPI Loss:	34	RECORD	PCT. RANK	GAMES	SCHEDULE	OF SCHEDULE	RPI	RPI	RPI	RPI
DIV. I ONLY	21- 7	47	6- 4	66	41	28	28	2	2	
DIV. I NON-CONF.	13- 0	1	0- 0	234	153	31	31	2	2	
TOTALS	RPI 1-25	RPI 26-50	W-L RECORDS	RPI 51-100	RPI 101-150	RPI 150+				
21- 7	2- 4	1- 2	OVERALL	4- 0	5- 1	9- 0				
13- 2	1- 1	1- 1	HOME	1- 0	5- 0	5- 0				
7- 5	1- 2	0- 0	AWAY	3- 0	0- 0	3- 0				
1- 0	0- 0	0- 0	NEUTRAL	0- 0	0- 0	1- 0				
13- 0	0- 0	0- 0	NON-CONFERENCE	3- 0	2- 0	8- 0				
8- 0	0- 0	0- 0	HOME	1- 0	2- 0	5- 0				
4- 0	0- 0	0- 0	AWAY	2- 0	0- 0	2- 0				
1- 0	0- 0	0- 0	NEUTRAL	0- 0	0- 0	1- 0				
8- 7	2- 4	1- 2	CONFERENCE	1- 0	3- 1	1- 0				
5- 2	1- 1	1- 1	HOME	0- 0	3- 0	0- 0				
3- 5	1- 3	0- 1	AWAY	1- 0	0- 1	1- 0				
0- 0	0- 0	0- 0	NEUTRAL	0- 0	0- 0	0- 0				

RPI 1-25				RPI 26-50				Team's RPI: 28	RPI 51-100				RPI 101+			
RPI	S	Opponent	Score	RPI	S	Opponent	Score		RPI	S	Opponent	Score	RPI	S	Opponent	Score
2	A	South Carolina	58 83	26	A	Mississippi St.	42 52		52	A	St. Mary's (CA)	95 78	123	H	LSU	52 46
13	A	Texas A&M	77 81	26	H	Mississippi St.	66 54		60	A	Auburn	69 55	127	H	Wake Forest	94 81
14	A	Kentucky	59 69	31	H	Tennessee	55 71		78	H	Charlotte	88 71	131	A	Arkansas	52 64
20	H	Florida	79 64						94	A	Missouri St.	71 55	131	H	Arkansas	69 48
22	A	Georgia	54 48										147	H	Alabama	63 52
22	H	Georgia	50 65										148	H	SIUE	75 46
													160	N	Northeastern	69 56
													165	A	Ole Miss	60 46
													186	A	Colorado	79 75
													211	H	Texas St.	82 56
													224	H	Southeast Mo. St.	74 32
													240	H	Loyola Marymount	80 48
													283	H	Lamar	91 57
													288	A	Wichita St.	57 37
													341	H	Ark.-Pine Bluff	85 34
LAST 12 Division I GAMES:																
14	A	Kentucky	59 69	165	A	Ole Miss	60 46									
60	A	Auburn	69 55	123	H	LSU	52 46									
131	H	Arkansas	69 48	20	H	Florida	79 64									
147	H	Alabama	63 52	13	A	Texas A&M	77 81									
26	A	Mississippi St.	42 52	131	A	Arkansas	52 64									
22	H	Georgia	50 65	26	H	Mississippi St.	66 54									

Non-Div I Games:

Missouri

■ Loss,
■ Non-Conf, S Site,
■ Home
■ Away
N Neutral

Average RPI Win:	216	WON-LOST	WINNING	LAST 10	STRENGTH OF	OPP. STRENGTH	TEAM	ADJ.	CONF.	ADJ CONF.
Average RPI Loss:	71	RECORD	PCT. RANK	GAMES	SCHEDULE	OF SCHEDULE	RPI	RPI	RPI	RPI
DIV. I ONLY	18- 9	77	8- 2	144	147	94	94	21	21	
DIV. I NON-CONF.	6- 5	146	0- 0	27	24	75	75	17	17	
TOTALS	RPI 1-25	RPI 26-50	W-L RECORDS	RPI 51-100	RPI 101-150	RPI 150+				
18- 9	0- 2	0- 1	OVERALL	0- 2	5- 4	13- 0				
7- 4	0- 1	0- 1	HOME	0- 0	2- 2	5- 0				
10- 3	0- 0	0- 0	AWAY	0- 1	3- 2	7- 0				
1- 2	0- 1	0- 0	NEUTRAL	0- 1	0- 0	1- 0				
6- 5	0- 2	0- 1	NON-CONFERENCE	0- 2	3- 0	3- 0				
2- 2	0- 1	0- 1	HOME	0- 0	1- 0	1- 0				
3- 1	0- 0	0- 0	AWAY	0- 1	2- 0	1- 0				
1- 2	0- 1	0- 0	NEUTRAL	0- 1	0- 0	1- 0				
12- 4	0- 0	0- 0	CONFERENCE	0- 0	2- 4	10- 0				
5- 2	0- 0	0- 0	HOME	0- 0	1- 2	4- 0				
7- 2	0- 0	0- 0	AWAY	0- 0	1- 2	6- 0				
0- 0	0- 0	0- 0	NEUTRAL	0- 0	0- 0	0- 0				

RPI 1-25				RPI 26-50				RPI 51-100 Team's RPI: 94				RPI 101+			
RPI	S	Opponent	Score	RPI	S	Opponent	Score	RPI	S	Opponent	Score	RPI	S	Opponent	Score
8	N	Stanford	65 82	28	H	Missouri	55 71	59	A	Middle Tenn.	54 70	105	A	Drake	72 95
25	H	Oklahoma St.	55 74					69	N	Maine	65 69	105	H	Drake	75 82
												108	A	UNI	78 75
												108	H	UNI	60 65
												119	A	Little Rock	64 58
												131	A	Arkansas	69 54
												132	A	Southern Ill.	61 69
												132	H	Southern Ill.	82 77
												144	H	Oral Roberts	72 64
												165	A	Ole Miss	91 78
												172	N	Marist	77 45
												177	A	Loyola Chicago	73 62
												177	H	Loyola Chicago	91 81
												188	H	Eastern Ky.	87 63
												213	A	Indiana St.	59 51
												288	A	Wichita St.	77 57
												288	H	Wichita St.	74 45
												305	A	Bradley	55 44
												305	H	Bradley	59 56
												320	A	Illinois St.	73 51
												328	A	Evansville	66 47
												328	H	Evansville	77 70
LAST 12 Division I GAMES:															
288	H	Wichita St.	74 45	108	A	UNI	78 75								
328	A	Evansville	66 47	288	A	Wichita St.	77 57								
132	A	Southern Ill.	61 69	132	H	Southern Ill.	82 77								
305	H	Bradley	59 56	328	H	Evansville	77 70								
177	H	Loyola Chicago	91 81	177	A	Loyola Chicago	73 62								
105	A	Drake	72 95	305	A	Bradley	55 44								

Non-Div I Games: MidAmerica Naz. 88 61

Missouri St.

Average RPI Win:	246	WON-LOST	WINNING	LAST 10	STRENGTH OF	OPP. STRENGTH	TEAM	ADJ.	CONF.	ADJ CONF.
Average RPI Loss:	191	RECORD	PCT. RANK	GAMES	SCHEDULE	OF SCHEDULE	RPI	RPI	RPI	RPI
DIV. I ONLY	12- 16	216	6- 4	273	265	253	253	23	23	
DIV. I NON-CONF.	2- 7	280	0- 0	313	316	326	326	22	22	
TOTALS	RPI 1-25	RPI 26-50	W-L RECORDS	RPI 51-100	RPI 101-150	RPI 150+				
12- 16	0- 0	0- 1	OVERALL	1- 2	0- 2	11- 11				
7- 6	0- 0	0- 0	HOME	1- 1	0- 1	6- 4				
5- 10	0- 0	0- 1	AWAY	0- 1	0- 1	5- 7				
0- 0	0- 0	0- 0	NEUTRAL	0- 0	0- 0	0- 0				
2- 7	0- 0	0- 1	NON-CONFERENCE	0- 1	0- 0	2- 5				
1- 3	0- 0	0- 0	HOME	0- 1	0- 0	1- 2				
1- 4	0- 0	0- 1	AWAY	0- 0	0- 0	1- 3				
0- 0	0- 0	0- 0	NEUTRAL	0- 0	0- 0	0- 0				
10- 9	0- 0	0- 0	CONFERENCE	1- 1	0- 2	9- 6				
6- 3	0- 0	0- 0	HOME	1- 0	0- 1	5- 2				
4- 6	0- 0	0- 0	AWAY	0- 1	0- 1	4- 4				
0- 0	0- 0	0- 0	NEUTRAL	0- 0	0- 0	0- 0				

RPI S	Opponent	Score	RPI S	Opponent	Score	RPI S	Opponent	Score	RPI S	Opponent	Score	Team's RPI: 253
			33 A	Princeton	70 81	86 H	Eastern Mich.	68 78	115 A	Iona	56 68	
						90 A	Quinnipiac	58 85	115 H	Iona	49 64	
						90 H	Quinnipiac	63 60	172 A	Marist	55 78	
									172 H	Marist	60 52	
									191 A	Fairfield	70 80	
									191 H	Fairfield	60 68	
									206 A	Lehigh	88 95	
									208 A	Canisius	81 71	
									208 H	Canisius	79 75	
									212 H	Robert Morris	47 60	
									225 A	Manhattan	57 56	
									225 H	Manhattan	72 62	
									231 A	Siena	54 64	
									231 H	Siena	63 69	
									264 A	Providence	59 71	
									275 H	La Salle	50 65	
									293 A	Rider	87 75	
									293 H	Rider	76 61	
									299 A	Niagara	68 55	
									299 H	Niagara	83 60	
									307 A	Colgate	86 80	
									314 A	Fairleigh Dickinson	75 81	
									335 H	St. Francis Brooklyn	63 54	
									336 A	Saint Peter's	62 67	
LAST 12 Division I GAMES:												
293 H	Rider	76 61	115 A	Iona	56 68							
208 A	Canisius	81 71	225 H	Manhattan	72 62							
299 A	Niagara	68 55	191 H	Fairfield	60 68							
191 A	Fairfield	70 80	90 A	Quinnipiac	58 85							
225 A	Manhattan	57 56	115 H	Iona	49 64							
208 H	Canisius	79 75	293 A	Rider	87 75							

Non-Div I Games:

Monmouth

■ Loss,
 ■ Non-Conf,
 S Site,
 ■ Home
 ■ Away
 N Neutral

Average RPI Win:	239	WON-LOST	WINNING	LAST 10	STRENGTH OF	OPP. STRENGTH	TEAM	ADJ.	CONF.	ADJ CONF.
Average RPI Loss:	167	RECORD	PCT. RANK	GAMES	SCHEDULE	OF SCHEDULE	RPI	RPI	RPI	RPI
DIV. I ONLY	17- 9	85	7- 3	317	196	174	174	20	20	
DIV. I NON-CONF.	6- 4	125	0- 0	281	190	201	201	23	23	
TOTALS	RPI 1-25	RPI 26-50	W-L RECORDS	RPI 51-100	RPI 101-150	RPI 150+				
17- 9	0- 0	0- 1	OVERALL	1- 0	1- 3	15- 5				
13- 2	0- 0	0- 0	HOME	0- 0	1- 1	12- 1				
3- 7	0- 0	0- 1	AWAY	0- 0	0- 2	3- 4				
1- 0	0- 0	0- 0	NEUTRAL	1- 0	0- 0	0- 0				
6- 4	0- 0	0- 1	NON-CONFERENCE	1- 0	0- 0	5- 3				
5- 1	0- 0	0- 0	HOME	0- 0	0- 0	5- 1				
0- 3	0- 0	0- 1	AWAY	0- 0	0- 0	0- 2				
1- 0	0- 0	0- 0	NEUTRAL	1- 0	0- 0	0- 0				
11- 5	0- 0	0- 0	CONFERENCE	0- 0	1- 3	10- 2				
8- 1	0- 0	0- 0	HOME	0- 0	1- 1	7- 0				
3- 4	0- 0	0- 0	AWAY	0- 0	0- 2	3- 2				
0- 0	0- 0	0- 0	NEUTRAL	0- 0	0- 0	0- 0				

RPI S	Opponent	Score	RPI S	Opponent	Score	RPI S	Opponent	Score	RPI S	Opponent	Score	Team's RPI: 174
46	A Colorado St.	43 75	82	N Drexel	58 50	111	H North Dakota	59 61	139	A Idaho	61 78	
						141	A Montana St.	52 61	141	H Montana St.	70 66	
						163	H Pacific	64 54	175	A Sacramento St.	75 83	
						175	H Sacramento St.	90 83	181	H Fla. Atlantic	83 69	
						183	A Eastern Wash.	65 67	185	H Northern Colo.	58 46	
						196	H Weber St.	84 75	206	A Lehigh	53 80	
						218	H Utah St.	86 70	232	H Idaho St.	62 47	
						238	A Wyoming	61 68	262	H Seattle	44 58	
						282	H Portland	90 67	291	A Northern Ariz.	61 57	
						291	H Northern Ariz.	81 58	318	A Portland St.	79 58	
						318	H Portland St.	76 57	329	A Southern Utah	81 50	
						329	H Southern Utah	66 60	337	H Cal St. Fullerton	86 51	
LAST 12 Division I GAMES:												
196	H Weber St.	84 75	175	H Sacramento St.	90 83	141	A Montana St.	52 61	183	A Eastern Wash.	65 67	
232	H Idaho St.	62 47	139	A Idaho	61 78	111	H North Dakota	59 61	185	H Northern Colo.	58 46	
141	H Montana St.	70 66										
291	A Northern Ariz.	61 57										
329	A Southern Utah	81 50										
318	H Portland St.	76 57										

Non-Div I Games: Mont. St.-Northern 80 32

Montana

Average RPI Win:	252	WON-LOST	WINNING	LAST 10	STRENGTH OF	OPP. STRENGTH	TEAM	ADJ.	CONF.	ADJ CONF.
Average RPI Loss:	162	RECORD	PCT. RANK	GAMES	SCHEDULE	OF SCHEDULE	RPI	RPI	RPI	RPI
DIV. I ONLY	19- 6	44	8- 2	343	191	141	141	20	20	
DIV. I NON-CONF.	5- 4	138	0- 0	345	206	250	250	23	23	
TOTALS	RPI 1-25	RPI 26-50	W-L RECORDS	RPI 51-100	RPI 101-150	RPI 150+				
19- 6	0- 0	0- 0	OVERALL	0- 1	2- 1	17- 4				
11- 1	0- 0	0- 0	HOME	0- 1	1- 0	10- 0				
7- 5	0- 0	0- 0	AWAY	0- 0	1- 1	6- 4				
1- 0	0- 0	0- 0	NEUTRAL	0- 0	0- 0	1- 0				
5- 4	0- 0	0- 0	NON-CONFERENCE	0- 1	0- 1	5- 2				
2- 1	0- 0	0- 0	HOME	0- 1	0- 0	2- 0				
2- 3	0- 0	0- 0	AWAY	0- 0	0- 1	2- 2				
1- 0	0- 0	0- 0	NEUTRAL	0- 0	0- 0	1- 0				
14- 2	0- 0	0- 0	CONFERENCE	0- 0	2- 0	12- 2				
9- 0	0- 0	0- 0	HOME	0- 0	1- 0	8- 0				
5- 2	0- 0	0- 0	AWAY	0- 0	1- 0	4- 2				
0- 0	0- 0	0- 0	NEUTRAL	0- 0	0- 0	0- 0				

RPI S	Opponent	Score	RPI S	Opponent	Score	RPI S	Opponent	Score	RPI S	Opponent	Score	Team's RPI: 141
						79	H San Diego	49 62	104	A Gonzaga	52 65	
									111	H North Dakota	69 61	
									139	A Idaho	62 59	
									174	A Montana	66 70	
									174	H Montana	61 52	
									175	A Sacramento St.	80 79	
									175	H Sacramento St.	116 99	
									183	A Eastern Wash.	69 81	
									185	H Northern Colo.	66 58	
									193	A Cal Poly	57 66	
									196	H Weber St.	92 71	
									232	H Idaho St.	82 80	
									238	A Wyoming	69 75	
									262	A Seattle	80 51	
									282	H Portland	86 57	
									291	A Northern Ariz.	83 72	
									291	H Northern Ariz.	86 77	
									316	A Nevada	66 53	
									318	A Portland St.	106 59	
									318	H Portland St.	74 64	
									328	N Evansville	81 55	
									329	A Southern Utah	87 66	
									329	H Southern Utah	86 59	
									337	H Cal St. Fullerton	89 66	
LAST 12 Division I GAMES:												
232	H Idaho St.	82 80	318	H Portland St.	74 64							
196	H Weber St.	92 71	174	H Montana	61 52							
174	A Montana	66 70	139	A Idaho	62 59							
329	A Southern Utah	87 66	183	A Eastern Wash.	69 81							
291	A Northern Ariz.	83 72	185	H Northern Colo.	66 58							
175	H Sacramento St.	116 99	111	H North Dakota	69 61							

Non-Div I Games: Montana Western 74 36 Carroll (MT) 74 34

Montana St.

Loss, Non-Conf, S Site, H Home A Away N Neutral

Average RPI Win:	305	WON-LOST	WINNING	LAST 10	STRENGTH OF	OPP. STRENGTH	TEAM	ADJ.	CONF.	ADJ CONF.
Average RPI Loss:	187	RECORD	PCT. RANK	GAMES	SCHEDULE	OF SCHEDULE	RPI	RPI	RPI	RPI
DIV. I ONLY	8- 20	282	3- 7	308	284	304	304	24	24	
DIV. I NON-CONF.	4- 8	234	0- 0	290	314	272	272	24	24	
TOTALS	RPI 1-25	RPI 26-50	W-L RECORDS	RPI 51-100	RPI 101-150	RPI 150+				
8- 20	0- 1	0- 1	OVERALL	0- 3	0- 2	8- 13				
4- 8	0- 0	0- 0	HOME	0- 2	0- 0	4- 6				
4- 12	0- 0	0- 0	AWAY	0- 0	0- 0	4- 0				
0- 0	0- 0	0- 0	NEUTRAL	0- 0	0- 0	0- 0				
4- 8	0- 1	0- 1	NON-CONFERENCE	0- 0	0- 1	4- 5				
2- 2	0- 0	0- 0	HOME	0- 0	0- 0	2- 2				
2- 6	0- 1	0- 1	AWAY	0- 0	0- 1	2- 3				
0- 0	0- 0	0- 0	NEUTRAL	0- 0	0- 0	0- 0				
4- 12	0- 0	0- 0	CONFERENCE	0- 3	0- 1	4- 8				
2- 6	0- 0	0- 0	HOME	0- 2	0- 0	2- 4				
2- 6	0- 0	0- 0	AWAY	0- 1	0- 1	2- 4				
0- 0	0- 0	0- 0	NEUTRAL	0- 0	0- 0	0- 0				

RPI 1-25				RPI 26-50				RPI 51-100				RPI 101+ Team's RPI: 304			
RPI	S	Opponent	Score	RPI	S	Opponent	Score	RPI	S	Opponent	Score	RPI	S	Opponent	Score
14	A	Kentucky	57 112	27	A	West Virginia	56 94	88	H	UT Martin	67 85	132	A	Southern Ill.	69 102
								93	A	Belmont	71 99	148	A	SIUE	81 90
								93	H	Belmont	74 89	157	H	Marshall	101 104
												188	A	Eastern Ky.	93 100
												188	H	Eastern Ky.	77 89
												205	H	USC Upstate	72 86
												224	H	Southeast Mo. St.	79 89
												251	A	Tennessee St.	76 78
												251	H	Tennessee St.	60 68
												265	H	Austin Peay	75 96
												266	A	UC Santa Barbara	78 93
												267	A	Georgia St.	99 90
												268	A	Murray St.	79 83
												274	A	Miami (OH)	57 59
												277	A	Tennessee Tech	69 77
												277	H	Tennessee Tech	75 71
												286	H	Kennesaw St.	83 77
												295	A	Jacksonville St.	70 66
												295	H	Jacksonville St.	67 63
												332	A	Lipscomb	92 77
												339	A	Eastern Ill.	85 77
												340	A	Chicago St.	71 75
												346	H	Alabama A&M	112 69
LAST 12 Division I GAMES:															
295	A	Jacksonville St.	70 66	93	A	Belmont	71 99	188	A	Eastern Ky.	93 100	277	H	Tennessee Tech	75 71
251	H	Tennessee St.	60 68	277	H	Tennessee Tech	75 71	295	H	Jacksonville St.	67 63	265	H	Austin Peay	75 96
188	H	Eastern Ky.	77 89	265	H	Austin Peay	75 96	339	A	Eastern Ill.	85 77				
277	A	Tennessee Tech	69 77												
93	H	Belmont	74 89												
251	A	Tennessee St.	76 78												

Non-Div I Games: Ky. Christian 121 91 Mt. St. Joseph 117 53

Morehead St.

■ Loss,
 ■ Non-Conf,
 ■ S Site,
 ■ Home
 ■ A Away
 N Neutral

NORTH CAROLINA				THROUGH GAMES OF FEB. 17, 1910						
Average RPI Win:	293	WON-LOST	WINNING	LAST 10	STRENGTH OF	OPP. STRENGTH	TEAM	ADJ.	CONF.	ADJ CONF.
Average RPI Loss:	170	RECORD	PCT. RANK	GAMES	SCHEDULE	OF SCHEDULE	RPI	RPI	RPI	RPI
DIV. I ONLY	11- 15	223	6- 4	242	334	248	248	31	31	
DIV. I NON-CONF.	1- 10	330	0- 0	26	294	255	255	30	30	

TOTALS	RPI 1-25	RPI 26-50		W-L RECORDS		RPI 51-100	RPI 101-150	RPI 150+		
11- 15	0- 1	0- 2		OVERALL		1- 0	0- 2	10- 10		
6- 4	0- 0	0- 0		HOME		1- 0	0- 0	5- 4		
5- 9	0- 0	0- 0		AWAY		0- 0	0- 0	5- 1		
0- 2	0- 0	0- 1		NEUTRAL		0- 0	0- 0	0- 1		
1- 10	0- 1	0- 2		NON-CONFERENCE		1- 0	0- 2	0- 5		
1- 2	0- 0	0- 0		HOME		1- 0	0- 0	0- 2		
0- 6	0- 1	0- 1		AWAY		0- 0	0- 2	0- 2		
0- 2	0- 0	0- 1		NEUTRAL		0- 0	0- 0	0- 1		
10- 5	0- 0	0- 0		CONFERENCE		0- 0	0- 0	10- 5		
5- 2	0- 0	0- 0		HOME		0- 0	0- 0	5- 2		
5- 3	0- 0	0- 0		AWAY		0- 0	0- 0	5- 3		
0- 0	0- 0	0- 0		NEUTRAL		0- 0	0- 0	0- 0		

RPI 1-25					
RPI	S	Opponent	Score		
17	A	Syracuse	61	90	
RPI 26-50					
RPI	S	Opponent	Score		
41	A	James Madison	31	92	
46	N	Colorado St.	36	54	
RPI 51-100					
RPI	S	Opponent	Score		
85	H	Bucknell	64	50	
RPI 101+					
RPI	S	Opponent	Score	Team's RPI: 248	
112	A	Virginia Tech	33	73	
146	A	Stony Brook	42	46	
166	A	Hampton	47	60	
166	H	Hampton	51	65	
169	H	UMBC	46	65	
212	A	Robert Morris	44	76	
214	H	N.C. A&T	55	65	
215	A	Brown	45	72	
231	N	Siena	46	69	
255	A	Coppin St.	38	82	
255	H	Coppin St.	72	51	
263	A	Bethune-Cookman	48	63	
285	A	UMES	77	69	
292	A	Savannah St.	66	60	
294	A	Florida A&M	67	62	
296	H	UMKC	50	59	
308	A	South Carolina St.	62	56	
330	H	Delaware St.	56	49	
333	H	Howard	78	66	
347	A	Norfolk St.	59	56	
347	H	Norfolk St.	67	58	
348	H	N.C. Central	66	55	
LAST 12 Division I GAMES:					
255	A	Coppin St.	38	82	
214	H	N.C. A&T	55	65	
348	H	N.C. Central	66	55	
166	A	Hampton	47	60	
347	A	Norfolk St.	59	56	
308	A	South Carolina St.	62	56	
292	A	Savannah St.	66	60	
255	H	Coppin St.	72	51	
333	H	Howard	78	66	
263	A	Bethune-Cookman	48	63	
294	A	Florida A&M	67	62	
285	A	UMES	77	69	

Non-Div I Games: Washington Adventis74 36

Morgan St.

■ Loss, ■ Non-Conf, S Site, H Home A Away N Neutral

Average RPI Win:	317	WON-LOST	WINNING	LAST 10	STRENGTH OF	OPP. STRENGTH	TEAM	ADJ.	CONF.	ADJ CONF.
Average RPI Loss:	237	RECORD	PCT. RANK	GAMES	SCHEDULE	OF SCHEDULE	RPI	RPI	RPI	RPI
DIV. I ONLY	9- 19	269	5- 5	336	349	319	319	30	30	
DIV. I NON-CONF.	2- 9	296	0- 0	296	339	323	323	32	32	
TOTALS	RPI 1-25	RPI 26-50	W-L RECORDS	RPI 51-100	RPI 101-150	RPI 150+				
9- 19	0- 0	0- 0	OVERALL	0- 1	0- 2	9- 16				
4- 8	0- 0	0- 0	HOME	0- 0	0- 0	4- 8				
5- 11	0- 0	0- 0	AWAY	0- 0	0- 0	5- 3				
0- 0	0- 0	0- 0	NEUTRAL	0- 0	0- 0	0- 0				
2- 9	0- 0	0- 0	NON-CONFERENCE	0- 1	0- 2	2- 6				
0- 4	0- 0	0- 0	HOME	0- 0	0- 0	0- 4				
2- 5	0- 0	0- 0	AWAY	0- 1	0- 2	2- 2				
0- 0	0- 0	0- 0	NEUTRAL	0- 0	0- 0	0- 0				
7- 10	0- 0	0- 0	CONFERENCE	0- 0	0- 0	7- 10				
4- 4	0- 0	0- 0	HOME	0- 0	0- 0	4- 4				
3- 6	0- 0	0- 0	AWAY	0- 0	0- 0	3- 6				
0- 0	0- 0	0- 0	NEUTRAL	0- 0	0- 0	0- 0				

RPI 1-25				RPI 26-50				RPI 51-100				RPI 101+				Team's RPI: 319	
RPI	S	Opponent	Score	RPI	S	Opponent	Score	RPI	S	Opponent	Score	RPI	S	Opponent	Score		
								85	A	Bucknell	45	71	112	A	Virginia Tech	42	59
												129	A	Pittsburgh	57	74	
												197	H	William & Mary	74	76	
												202	A	Sacred Heart	58	61	
												212	A	Robert Morris	56	61	
												212	H	Robert Morris	67	74	
												239	A	Bryant	52	86	
												239	H	Bryant	59	70	
												241	H	Loyola Maryland	63	65	
												255	A	Coppin St.	55	66	
												261	A	Saint Francis (PA)	57	87	
												261	H	Saint Francis (PA)	64	73	
												269	A	Campbell	53	62	
												284	A	Central Conn. St.	59	55	
												284	H	Central Conn. St.	54	48	
												285	A	UMES	57	50	
												299	H	Niagara	51	53	
												314	A	Fairleigh Dickinson	53	66	
												314	H	Fairleigh Dickinson	71	55	
												326	A	LIU Brooklyn	50	53	
												326	H	LIU Brooklyn	51	61	
												330	A	Delaware St.	54	41	
												333	H	Howard	49	62	
												335	A	St. Francis Brooklyn	57	40	
												335	H	St. Francis Brooklyn	66	56	
												342	A	Wagner	59	50	
LAST 12 Division I GAMES:																	
335	A	St. Francis Brooklyn	57	40	326	A	LIU Brooklyn	50	53								
284	A	Central Conn. St.	59	55	212	H	Robert Morris	67	74								
239	A	Bryant	52	86	342	H	Wagner	64	55								
314	H	Fairleigh Dickinson	71	55	202	A	Sacred Heart	58	61								
261	H	Saint Francis (PA)	64	73	314	A	Fairleigh Dickinson	53	66								
342	A	Wagner	59	50	212	A	Robert Morris	56	61								

Non-Div I Games:

Mt. St. Mary's

M
t
.
S
t
.
M
a
r
y
'
s

Mt. St. Mary's
RPI S Opponent Score

Through Games Of Feb. 27, 2016

RPI	S	Opponent	Score
342	H	Wagner	64 55

M
t
.
S
t
.
M
a
r
y
'
s

Mt. St. Mary's

Average RPI Win:	286	WON-LOST	WINNING	LAST 10	STRENGTH OF	OPP. STRENGTH	TEAM	ADJ.	CONF.	ADJ CONF.
Average RPI Loss:	176	RECORD	PCT. RANK	GAMES	SCHEDULE	OF SCHEDULE	RPI	RPI	RPI	RPI
DIV. I ONLY	9- 16	257	5- 5	275	292	268	268	24	24	
DIV. I NON-CONF.	2- 7	280	0- 0	224	340	265	265	24	24	
TOTALS	RPI 1-25	RPI 26-50	W-L RECORDS	RPI 51-100	RPI 101-150	RPI 150+				
9- 16	0- 1	0- 0	OVERALL	0- 3	1- 5	8- 7				
5- 5	0- 0	0- 0	HOME	0- 1	0- 3	5- 1				
4- 11	0- 1	0- 0	AWAY	0- 2	1- 2	3- 6				
0- 0	0- 0	0- 0	NEUTRAL	0- 0	0- 0	0- 0				
2- 7	0- 1	0- 0	NON-CONFERENCE	0- 0	0- 4	2- 2				
0- 2	0- 0	0- 0	HOME	0- 0	0- 2	0- 0				
2- 5	0- 1	0- 0	AWAY	0- 0	0- 2	2- 2				
0- 0	0- 0	0- 0	NEUTRAL	0- 0	0- 0	0- 0				
7- 9	0- 0	0- 0	CONFERENCE	0- 3	1- 1	6- 5				
5- 3	0- 0	0- 0	HOME	0- 1	0- 1	5- 1				
2- 6	0- 0	0- 0	AWAY	0- 2	1- 0	1- 4				
0- 0	0- 0	0- 0	NEUTRAL	0- 0	0- 0	0- 0				

RPI 1-25			RPI 26-50			RPI 51-100			RPI 101+ Team's RPI: 268		
RPI	S	Opponent	Score	RPI	S	Opponent	Score	RPI	S	Opponent	Score
16	A	Florida St.	59 101					88	A	UT Martin	62 92
								88	H	UT Martin	49 70
								93	A	Belmont	61 87
								114	A	Central Ark.	40 50
								114	H	Central Ark.	51 61
								132	H	Southern Ill.	57 70
								145	A	Jacksonville	54 79
								148	A	SIUE	79 76
								148	H	SIUE	61 64
								188	A	Eastern Ky.	60 72
								224	A	Southeast Mo. St.	59 96
								224	H	Southeast Mo. St.	80 61
								251	A	Tennessee St.	58 69
								265	A	Austin Peay	72 81
								265	H	Austin Peay	75 72
								277	H	Tennessee Tech	56 50
								295	H	Jacksonville St.	71 74
								304	H	Morehead St.	83 79
								320	A	Illinois St.	76 81
								328	A	Evansville	73 54
								332	A	Lipscomb	85 93
								339	A	Eastern Ill.	74 71
								339	H	Eastern Ill.	66 56
								346	A	Alabama A&M	76 59
LAST 12 Division I GAMES:											
88	H	UT Martin	49 70	224	A	Southeast Mo. St.	59 96				
265	A	Austin Peay	72 81	88	A	UT Martin	62 92				
339	A	Eastern Ill.	74 71	339	H	Eastern Ill.	66 56				
224	H	Southeast Mo. St.	80 61	148	H	SIUE	61 64				
148	A	SIUE	79 76	188	A	Eastern Ky.	60 72				
265	H	Austin Peay	75 72	251	A	Tennessee St.	58 69				

Non-Div I Games: Blue Mountain 89 64 Oakland City 91 75

Murray St.

Average RPI Win:	308	WON-LOST	WINNING	LAST 10	STRENGTH OF	OPP. STRENGTH	TEAM	ADJ.	CONF.	ADJ CONF.
Average RPI Loss:	166	RECORD	PCT. RANK	GAMES	SCHEDULE	OF SCHEDULE	RPI	RPI	RPI	RPI
DIV. I ONLY	13- 10	134	8- 2	310	326	214	214	31	31	
DIV. I NON-CONF.	2- 7	280	0- 0	140	165	245	245	30	30	
TOTALS	RPI 1-25	RPI 26-50	W-L RECORDS	RPI 51-100	RPI 101-150	RPI 150+				
13- 10	0- 2	0- 0	OVERALL	0- 2	0- 0	13- 6				
5- 4	0- 0	0- 0	HOME	0- 2	0- 0	5- 2				
6- 5	0- 1	0- 0	AWAY	0- 0	0- 0	6- 4				
2- 1	0- 1	0- 0	NEUTRAL	0- 0	0- 0	2- 0				
2- 7	0- 2	0- 0	NON-CONFERENCE	0- 2	0- 0	2- 3				
0- 2	0- 0	0- 0	HOME	0- 2	0- 0	0- 0				
0- 4	0- 1	0- 0	AWAY	0- 0	0- 0	0- 3				
2- 1	0- 1	0- 0	NEUTRAL	0- 0	0- 0	2- 0				
11- 3	0- 0	0- 0	CONFERENCE	0- 0	0- 0	11- 3				
5- 2	0- 0	0- 0	HOME	0- 0	0- 0	5- 2				
6- 1	0- 0	0- 0	AWAY	0- 0	0- 0	6- 1				
0- 0	0- 0	0- 0	NEUTRAL	0- 0	0- 0	0- 0				

RPI 1-25				RPI 26-50				RPI 51-100				RPI 101+ Team's RPI: 214			
RPI	S	Opponent	Score	RPI	S	Opponent	Score	RPI	S	Opponent	Score	RPI	S	Opponent	Score
5	A	Ohio St.	56 89					61	H	FGCU	36 60	166	H	Hampton	52 55
24	N	Duquesne	67 81					81	H	VCU	49 64	221	A	Navy	48 52
												248	A	Morgan St.	65 55
												255	A	Coppin St.	59 65
												263	H	Bethune-Cookman	68 55
												269	A	Campbell	55 56
												285	H	UMES	50 56
												288	A	Wichita St.	53 55
												292	A	Savannah St.	69 59
												292	H	Savannah St.	60 31
												294	A	Florida A&M	70 66
												294	H	Florida A&M	80 51
												308	A	South Carolina St.	57 54
												323	N	North Dakota St.	72 64
												329	N	Southern Utah	78 65
												330	A	Delaware St.	84 64
												333	H	Howard	88 70
												347	H	Norfolk St.	64 53
												348	A	N.C. Central	76 54
LAST 12 Division I GAMES:															
294	A	Florida A&M	70 66	330	A	Delaware St.	84 64								
248	A	Morgan St.	65 55	255	A	Coppin St.	59 65								
263	H	Bethune-Cookman	68 55	347	H	Norfolk St.	64 53								
294	H	Florida A&M	80 51	166	H	Hampton	52 55								
348	A	N.C. Central	76 54	308	A	South Carolina St.	57 54								
292	H	Savannah St.	60 31	292	A	Savannah St.	69 59								

Non-Div I Games: Pfeiffer 74 55 North Greenville 64 37

N.C. A&T

■ Loss,
 ■ Non-Conf,
 ■ S Site,
 ■ Home
 ■ A Away
 N Neutral

N.C. Central

Through Games Of Feb. 27, 2016

Average RPI Win:	284	WON-LOST	WINNING	LAST 10	STRENGTH OF	OPP. STRENGTH	TEAM	ADJ.	CONF.	ADJ CONF.
Average RPI Loss:	257	RECORD	PCT. RANK	GAMES	SCHEDULE	OF SCHEDULE	RPI	RPI	RPI	RPI
DIV. I ONLY	3- 21	336	0- 9	341	346	348	348	31	31	
DIV. I NON-CONF.	1- 9	325	0- 0	324	331	349	349	30	30	
TOTALS	RPI 1-25	RPI 26-50	W-L RECORDS	RPI 51-100	RPI 101-150	RPI 150+				
3- 21	0- 0	0- 0	OVERALL	0- 2	0- 0	3- 19				
3- 6	0- 0	0- 0	HOME	0- 0	0- 0	3- 6				
0- 15	0- 0	0- 0	AWAY	0- 2	0- 0	0- 13				
0- 0	0- 0	0- 0	NEUTRAL	0- 0	0- 0	0- 0				
1- 9	0- 0	0- 0	NON-CONFERENCE	0- 2	0- 0	1- 7				
1- 1	0- 0	0- 0	HOME	0- 0	0- 0	1- 1				
0- 8	0- 0	0- 0	AWAY	0- 2	0- 0	0- 6				
0- 0	0- 0	0- 0	NEUTRAL	0- 0	0- 0	0- 0				
2- 12	0- 0	0- 0	CONFERENCE	0- 0	0- 0	2- 12				
2- 5	0- 0	0- 0	HOME	0- 0	0- 0	2- 5				
0- 7	0- 0	0- 0	AWAY	0- 0	0- 0	0- 7				
0- 0	0- 0	0- 0	NEUTRAL	0- 0	0- 0	0- 0				

RPI 1-25			RPI 26-50			RPI 51-100				RPI 101+		Team's RPI: 348		
RPI	S	Opponent	Score	RPI	S	Opponent	Score	RPI	S	Opponent	Score			
								78	A	Charlotte	52	67		
								92	A	Nebraska	47	88		
										166	H	Hampton	42	76
										205	A	USC Upstate	46	68
										214	H	N.C. A&T	54	76
										221	H	Furman	66	61
										228	A	Presbyterian	50	60
										248	A	Morgan St.	55	66
										255	A	Coppin St.	46	63
										263	A	Bethune-Cookman	50	62
										263	H	Bethune-Cookman	46	63
										269	H	Campbell	48	57
										285	H	UMES	49	46
										292	A	Savannah St.	39	57
										294	A	Florida A&M	45	55
										294	H	Florida A&M	54	69
										300	A	Wofford	37	60
										308	A	South Carolina St.	51	58
										310	A	UNCG	56	103
										321	A	Longwood	49	60
										325	A	Winthrop	39	62
										330	A	Delaware St.	56	66
										333	H	Howard	61	68
										347	H	Norfolk St.	63	62
LAST 12 Division I GAMES:														
263	A	Bethune-Cookman	50	62	294	A	Florida A&M	45	55					
248	A	Morgan St.	55	66	330	A	Delaware St.	56	66					
255	A	Coppin St.	46	63	166	H	Hampton	42	76					
294	H	Florida A&M	54	69	347	H	Norfolk St.	63	62					
263	H	Bethune-Cookman	46	63	292	A	Savannah St.	39	57					
214	H	N.C. A&T	54	76	308	A	South Carolina St.	51	58					

Non-Div I Games: Johnson & Wales (NC68 58

N.C. Central

■ Loss,
 ■ Non-Conf,
 ■ S Site,
 ■ Home
 ■ A Away
 N Neutral

Average RPI Win:	329	WON-LOST	WINNING	LAST 10	STRENGTH OF	OPP. STRENGTH	TEAM	ADJ.	CONF.	ADJ CONF.
Average RPI Loss:	209	RECORD	PCT. RANK	GAMES	SCHEDULE	OF SCHEDULE	RPI	RPI	RPI	RPI
DIV. I ONLY	2- 25	346	1- 9	276	319	345	345	29	29	
DIV. I NON-CONF.	1- 12	337	0- 0	269	329	339	339	28	28	
TOTALS	RPI 1-25	RPI 26-50	W-L RECORDS	RPI 51-100	RPI 101-150	RPI 150+				
2- 25	0- 0	0- 0	OVERALL	0- 5	0- 2	2- 18				
1- 12	0- 0	0- 0	HOME	0- 2	0- 1	1- 9				
1- 13	0- 0	0- 0	AWAY	0- 3	0- 1	1- 9				
0- 0	0- 0	0- 0	NEUTRAL	0- 0	0- 0	0- 0				
1- 12	0- 0	0- 0	NON-CONFERENCE	0- 3	0- 0	1- 9				
0- 6	0- 0	0- 0	HOME	0- 1	0- 0	0- 5				
1- 6	0- 0	0- 0	AWAY	0- 2	0- 0	1- 4				
0- 0	0- 0	0- 0	NEUTRAL	0- 0	0- 0	0- 0				
1- 13	0- 0	0- 0	CONFERENCE	0- 2	0- 2	1- 9				
1- 6	0- 0	0- 0	HOME	0- 1	0- 1	1- 4				
0- 7	0- 0	0- 0	AWAY	0- 1	0- 1	0- 5				
0- 0	0- 0	0- 0	NEUTRAL	0- 0	0- 0	0- 0				

RPI 1-25				RPI 26-50				RPI 51-100				RPI 101+				Team's RPI: 345	
RPI	S	Opponent	Score	RPI	S	Opponent	Score	RPI	S	Opponent	Score	RPI	S	Opponent	Score		
								61	A	FGCU	37	70	145	A	Jacksonville	37	68
								61	H	FGCU	32	53	145	H	Jacksonville	36	65
								67	H	Army West Point	35	71	157	A	Marshall	50	63
								76	A	Minnesota	50	83	192	A	Stetson	55	60
								96	A	Virginia	54	81	192	H	Stetson	56	74
													205	A	USC Upstate	47	67
													205	H	USC Upstate	41	58
													206	H	Lehigh	47	75
													215	H	Brown	49	74
													229	A	Binghamton	50	54
													233	H	Dartmouth	39	46
													236	A	Columbia	52	72
													286	A	Kennesaw St.	48	64
													286	H	Kennesaw St.	77	82
													289	H	Vermont	46	54
													323	H	North Dakota St.	59	64
													324	A	North Florida	49	72
													324	H	North Florida	51	68
													326	A	LIU Brooklyn	53	44
													332	A	Lipscomb	49	63
													332	H	Lipscomb	61	51
													342	A	Wagner	53	76
LAST 12 Division I GAMES:																	
				205	A	USC Upstate	47	67		286	H	Kennesaw St.	77	82			
				324	A	North Florida	49	72		332	H	Lipscomb	61	51			
				145	A	Jacksonville	37	68		286	A	Kennesaw St.	48	64			
				192	H	Stetson	56	74		145	H	Jacksonville	36	65			
				61	H	FGCU	32	53		324	H	North Florida	51	68			
				332	A	Lipscomb	49	63		61	A	FGCU	37	70			

Non-Div I Games: St. Joseph (VT) 71 50 St. Joseph's (Brklr) 78 41

NJIT

Loss, Non-Conf, S Site, H Home A Away N Neutral

Average RPI Win: 272	WON-LOST	WINNING	LAST 10	STRENGTH OF	OPP. STRENGTH	TEAM	ADJ.	CONF.	ADJ CONF.
Average RPI Loss: 158	RECORD	PCT. RANK	GAMES	SCHEDULE	OF SCHEDULE	RPI	RPI	RPI	RPI
DIV. I ONLY	14- 13	161	6- 4	246	305	221	221	25	25
DIV. I NON-CONF.	5- 5	160	0- 0	222	276	211	211	27	27
TOTALS	RPI 1-25	RPI 26-50	W-L RECORDS	RPI 51-100	RPI 101-150	RPI 150+			
14- 13	0- 0	0- 2	OVERALL	1- 5	0- 0	13- 6			
10- 5	0- 0	0- 1	HOME	1- 2	0- 0	9- 2			
4- 7	0- 0	0- 1	AWAY	0- 2	0- 0	4- 4			
0- 1	0- 0	0- 0	NEUTRAL	0- 1	0- 0	0- 0			
5- 5	0- 0	0- 2	NON-CONFERENCE	1- 1	0- 0	4- 2			
4- 2	0- 0	0- 1	HOME	1- 0	0- 0	3- 1			
1- 3	0- 0	0- 1	AWAY	0- 1	0- 0	1- 1			
0- 0	0- 0	0- 0	NEUTRAL	0- 0	0- 0	0- 0			
9- 8	0- 0	0- 0	CONFERENCE	0- 4	0- 0	9- 4			
6- 3	0- 0	0- 0	HOME	0- 2	0- 0	6- 1			
3- 4	0- 0	0- 0	AWAY	0- 1	0- 0	3- 3			
0- 1	0- 0	0- 0	NEUTRAL	0- 1	0- 0	0- 0			

RPI S	Opponent	Score	RPI S	Opponent	Score	RPI S	Opponent	Score	RPI S	Opponent	Score	Team's RPI: 221
36	A Penn	43 57	67	H Army West Point	34 49	206	A Lehigh	62 54				
46	H Colorado St.	73 82	67	N Army West Point	38 75	206	H Lehigh	48 51				
			73	A Hofstra	63 65	214	H N.C. A&T	52 48				
			85	A Bucknell	52 64	226	A Kansas	54 61				
			85	H Bucknell	41 51	231	H Siena	59 58				
			95	H Elon	73 70	241	A Loyola Maryland	38 51				
						241	H Loyola Maryland	45 38				
						250	A Holy Cross	49 57				
						250	H Holy Cross	50 49				
						279	H American	65 52				
						307	A Colgate	62 58				
						307	H Colgate	51 41				
						326	H LIU Brooklyn	66 68				
						327	A Lafayette	65 58				
						327	H Lafayette	64 48				
						336	A Saint Peter's	50 39				
						343	H Air Force	64 46				
						344	A Boston U.	49 51				
						344	H Boston U.	67 56				
LAST 12 Division I GAMES:												
85	A Bucknell	52 64	307	A Colgate	62 58							
279	H American	65 52	344	A Boston U.	49 51							
67	H Army West Point	34 49	250	H Holy Cross	50 49							
206	A Lehigh	62 54	67	N Army West Point	38 75							
327	H Lafayette	64 48	206	H Lehigh	48 51							
241	H Loyola Maryland	45 38	327	A Lafayette	65 58							

Non-Div I Games: Johns Hopkins 77 45

Navy

Nebraska

Through Games Of Feb. 27, 2016

Average RPI Win:	166	WON-LOST	WINNING	LAST 10	STRENGTH OF	OPP. STRENGTH	TEAM	ADJ.	CONF.	ADJ CONF.
Average RPI Loss:	50	RECORD	PCT. RANK	GAMES	SCHEDULE	OF SCHEDULE	RPI	RPI	RPI	RPI
DIV. I ONLY	17- 11	109	4- 6	101	30	92	92	4	4	
DIV. I NON-CONF.	9- 2	37	0- 0	268	142	104	104	4	4	
TOTALS	RPI 1-25	RPI 26-50	W-L RECORDS	RPI 51-100	RPI 101-150	RPI 150+				
17- 11	1- 3	2- 2	OVERALL	3- 5	3- 1	8- 0				
14- 3	1- 0	2- 1	HOME	1- 2	2- 0	8- 0				
3- 8	0- 3	0- 1	AWAY	2- 3	1- 1	0- 0				
0- 0	0- 0	0- 0	NEUTRAL	0- 0	0- 0	0- 0				
9- 2	0- 1	2- 0	NON-CONFERENCE	0- 1	1- 0	6- 0				
9- 0	0- 0	2- 0	HOME	0- 0	1- 0	6- 0				
0- 2	0- 1	0- 0	AWAY	0- 1	0- 0	0- 0				
0- 0	0- 0	0- 0	NEUTRAL	0- 0	0- 0	0- 0				
8- 9	1- 2	0- 2	CONFERENCE	3- 4	2- 1	2- 0				
5- 3	1- 0	0- 1	HOME	1- 2	1- 0	2- 0				
3- 6	0- 2	0- 1	AWAY	2- 2	1- 1	0- 0				
0- 0	0- 0	0- 0	NEUTRAL	0- 0	0- 0	0- 0				

RPI 1-25				RPI 26-50				RPI 51-100				RPI 101+			
RPI	S	Opponent	Score	RPI	S	Opponent	Score	RPI	S	Opponent	Score	RPI	S	Opponent	Score
4	A	UConn	46 88	39	A	Indiana	47 59	56	A	Rutgers	56 66	117	A	Northwestern	62 85
5	A	Ohio St.	70 96	39	H	Indiana	68 79	56	H	Rutgers	65 54	125	A	Penn St.	83 78
11	A	Maryland	50 89	40	H	Arkansas St.	79 71	57	A	Purdue	62 61	125	H	Penn St.	87 69
19	H	Michigan St.	73 66	48	H	North Carolina St.	88 67	57	H	Purdue	50 68	142	H	Creighton	65 63
								62	H	Iowa	68 74	161	H	Illinois	73 57
								64	A	Michigan	93 81	167	H	Southern U.	89 38
								76	A	Minnesota	73 110	178	H	Wisconsin	75 62
								89	A	California	80 87	291	H	Northern Ariz.	90 67
												324	H	North Florida	91 46
												328	H	Evansville	85 40
												341	H	Ark.-Pine Bluff	96 46
												348	H	N.C. Central	88 47
LAST 12 Division I GAMES:															
39	H	Indiana	68 79	125	H	Penn St.	87 69								
57	H	Purdue	50 68	56	A	Rutgers	56 66								
5	A	Ohio St.	70 96	178	H	Wisconsin	75 62								
19	H	Michigan St.	73 66	64	A	Michigan	93 81								
76	A	Minnesota	73 110	57	A	Purdue	62 61								
39	A	Indiana	47 59	56	H	Rutgers	65 54								

Non-Div I Games:

Nebraska

■ Loss,
■ Non-Conf,
■ S Site,
■ H Home
■ A Away
N Neutral

Average RPI Win: 258	WON-LOST	WINNING	LAST 10	STRENGTH OF	OPP. STRENGTH	TEAM	ADJ.	CONF.	ADJ CONF.
Average RPI Loss: 170	RECORD	PCT. RANK	GAMES	SCHEDULE	OF SCHEDULE	RPI	RPI	RPI	RPI
DIV. I ONLY	4- 22	326	2- 8	188	235	316	316	19	19
DIV. I NON-CONF.	0- 10	338	0- 0	188	246	336	336	20	20
TOTALS	RPI 1-25	RPI 26-50	W-L RECORDS	RPI 51-100	RPI 101-150	RPI 150+			
4- 22	0- 0	0- 2	OVERALL	0- 4	0- 3	4- 13			
3- 10	0- 0	0- 1	HOME	0- 3	0- 2	3- 4			
1- 10	0- 0	0- 1	AWAY	0- 0	0- 1	1- 8			
0- 2	0- 0	0- 0	NEUTRAL	0- 1	0- 0	0- 1			
0- 10	0- 0	0- 0	NON-CONFERENCE	0- 4	0- 1	0- 5			
0- 5	0- 0	0- 0	HOME	0- 3	0- 1	0- 1			
0- 3	0- 0	0- 0	AWAY	0- 0	0- 0	0- 3			
0- 2	0- 0	0- 0	NEUTRAL	0- 1	0- 0	0- 1			
4- 12	0- 0	0- 2	CONFERENCE	0- 0	0- 2	4- 8			
3- 5	0- 0	0- 1	HOME	0- 0	0- 1	3- 3			
1- 7	0- 0	0- 1	AWAY	0- 0	0- 1	1- 5			
0- 0	0- 0	0- 0	NEUTRAL	0- 0	0- 0	0- 0			

RPI S	Opponent	Score	RPI S	Opponent	Score	RPI S	Opponent	Score	RPI S	Opponent	Score	Team's RPI: 316
46	A Colorado St.	56 74	46	H Colorado St.	37 64	59	H Middle Tenn.	46 90	126	A Fresno St.	56 65	
						79	H San Diego	47 84	126	H Fresno St.	59 67	
						84	N Washington St.	57 70	141	H Montana St.	53 66	
						99	H San Francisco	62 70	152	A Boise St.	58 66	
									163	A Pacific	52 74	
									182	H New Mexico	47 51	
									194	H San Jose St.	63 76	
									203	A UNLV	59 65	
									203	H UNLV	71 65	
									204	H Utah Valley	65 73	
									218	A Utah St.	55 70	
									218	H Utah St.	66 79	
									234	A Ill.-Chicago	55 70	
									238	A Wyoming	53 68	
									238	H Wyoming	68 65	
									240	N Loyola Marymount	58 69	
									246	A San Diego St.	70 64	
									338	A UC Irvine	64 68	
									343	A Air Force	53 59	
									343	H Air Force	68 57	
LAST 12 Division I GAMES:												
46	A Colorado St.	56 74	46	H Colorado St.	37 64							
218	A Utah St.	55 70	218	H Utah St.	66 79							
203	H UNLV	71 65	246	A San Diego St.	70 64							
194	H San Jose St.	63 76	203	A UNLV	59 65							
126	A Fresno St.	56 65	238	H Wyoming	68 65							
343	A Air Force	53 59	152	A Boise St.	58 66							

Non-Div I Games: San Fran. St. 57 51

Nevada

New Hampshire

Through Games Of Feb. 27, 2016

Average RPI Win:	251	WON-LOST	WINNING	LAST 10	STRENGTH OF	OPP. STRENGTH	TEAM	ADJ.	CONF.	ADJ CONF.
Average RPI Loss:	156	RECORD	PCT. RANK	GAMES	SCHEDULE	OF SCHEDULE	RPI	RPI	RPI	RPI
DIV. I ONLY	10- 17	253	4- 6	206	226	254	254	16	16	
DIV. I NON-CONF.	5- 7	198	0- 0	233	254	214	214	18	18	
TOTALS	RPI 1-25	RPI 26-50	W-L RECORDS	RPI 51-100	RPI 101-150	RPI 150+				
10- 17	0- 0	0- 1	OVERALL	0- 4	1- 3	9- 9				
6- 7	0- 0	0- 1	HOME	0- 2	1- 0	5- 4				
4- 10	0- 0	0- 0	AWAY	0- 0	0- 1	4- 1				
0- 0	0- 0	0- 0	NEUTRAL	0- 0	0- 0	0- 0				
5- 7	0- 0	0- 1	NON-CONFERENCE	0- 0	0- 2	5- 4				
2- 3	0- 0	0- 1	HOME	0- 0	0- 0	2- 2				
3- 4	0- 0	0- 0	AWAY	0- 0	0- 2	3- 2				
0- 0	0- 0	0- 0	NEUTRAL	0- 0	0- 0	0- 0				
5- 10	0- 0	0- 0	CONFERENCE	0- 4	1- 1	4- 5				
4- 4	0- 0	0- 0	HOME	0- 2	1- 0	3- 2				
1- 6	0- 0	0- 0	AWAY	0- 2	0- 1	1- 3				
0- 0	0- 0	0- 0	NEUTRAL	0- 0	0- 0	0- 0				

RPI S	Opponent	Score	RPI S	Opponent	Score	RPI S	Opponent	Score	RPI S	Opponent	Score	Team's RPI: 254
36	H Penn	60 67	53	A Albany (NY)	48 85	116	A Boston College	51 71				
			53	H Albany (NY)	52 78	130	A North Carolina	60 65				
			69	A Maine	55 59	146	A Stony Brook	54 63				
			69	H Maine	52 62	146	H Stony Brook	49 46				
						160	H Northeastern	54 66				
						162	A Yale	46 63				
						169	H UMBC	55 65				
						202	A Sacred Heart	81 69				
						210	A Hartford	44 48				
						210	H Hartford	53 42				
						225	H Manhattan	72 57				
						229	A Binghamton	50 51				
						229	H Binghamton	64 49				
						231	H Siena	53 57				
						233	A Dartmouth	61 57				
						239	A Bryant	42 55				
						284	A Central Conn. St.	64 50				
						289	A Vermont	63 83				
						289	H Vermont	59 63				
						317	A UMass Lowell	63 55				
						317	H UMass Lowell	65 61				
						344	H Boston U.	69 52				
LAST 12 Division I GAMES:												
289	H Vermont	59 63	229	H Binghamton	64 49							
210	H Hartford	53 42	169	H UMBC	55 65							
317	A UMass Lowell	63 55	289	A Vermont	63 83							
146	H Stony Brook	49 46	210	A Hartford	44 48							
53	A Albany (NY)	48 85	317	H UMass Lowell	65 61							
69	A Maine	55 59	69	H Maine	52 62							

Non-Div I Games: Colby-Sawyer 72 41

New Hampshire

■ Loss,
 ■ Non-Conf, S Site,
 ■ Home
 ■ Away
 N Neutral

Average RPI Win:	240	WON-LOST	WINNING	LAST 10	STRENGTH OF	OPP. STRENGTH	TEAM	ADJ.	CONF.	ADJ CONF.
Average RPI Loss:	138	RECORD	PCT. RANK	GAMES	SCHEDULE	OF SCHEDULE	RPI	RPI	RPI	RPI
DIV. I ONLY	14- 13	161	3- 5	172	225	182	182	19	19	
DIV. I NON-CONF.	7- 4	110	0- 1	72	249	106	106	20	20	
TOTALS	RPI 1-25	RPI 26-50	W-L RECORDS	RPI 51-100	RPI 101-150	RPI 150+				
14- 13	0- 2	0- 1	OVERALL	1- 2	0- 2	13- 6				
9- 6	0- 1	0- 1	HOME	0- 1	0- 1	9- 2				
5- 7	0- 1	0- 0	AWAY	1- 1	0- 1	4- 4				
0- 0	0- 0	0- 0	NEUTRAL	0- 0	0- 0	0- 0				
7- 4	0- 2	0- 0	NON-CONFERENCE	1- 2	0- 0	6- 0				
5- 2	0- 1	0- 0	HOME	0- 1	0- 0	5- 0				
2- 2	0- 1	0- 0	AWAY	1- 1	0- 0	1- 0				
0- 0	0- 0	0- 0	NEUTRAL	0- 0	0- 0	0- 0				
7- 9	0- 0	0- 1	CONFERENCE	0- 0	0- 2	7- 6				
4- 4	0- 0	0- 1	HOME	0- 0	0- 1	4- 2				
3- 5	0- 0	0- 0	AWAY	0- 0	0- 1	3- 4				
0- 0	0- 0	0- 0	NEUTRAL	0- 0	0- 0	0- 0				

RPI	S	Opponent	Score	RPI	S	Opponent	Score	RPI	S	Opponent	Score	RPI	S	Opponent	Score	Team's RPI: 182
23	A	UTEP	62 70	46	H	Colorado St.	48 49	76	A	Minnesota	72 53	126	A	Fresno St.	43 51	
24	H	Duquesne	69 78					97	A	New Mexico St.	59 78	126	H	Fresno St.	65 69	
								97	H	New Mexico St.	47 52	152	A	Boise St.	70 60	
												152	H	Boise St.	60 81	
												175	H	Sacramento St.	84 71	
												179	A	SMU	63 58	
												194	A	San Jose St.	58 59	
												194	H	San Jose St.	71 57	
												203	A	UNLV	48 57	
												203	H	UNLV	67 53	
												218	A	Utah St.	56 72	
												218	H	Utah St.	73 70	
												238	A	Wyoming	48 66	
												245	H	Houston Baptist	65 57	
												246	H	San Diego St.	46 51	
												276	H	Pepperdine	60 52	
												312	H	Nicholls St.	83 43	
												316	A	Nevada	51 47	
												329	H	Southern Utah	70 48	
												343	A	Air Force	63 33	
												343	H	Air Force	58 36	
LAST 12 Division I GAMES:																
24	H	Duquesne	69 78	218	H	Utah St.	73 70									
126	A	Fresno St.	43 51	246	H	San Diego St.	46 51									
46	H	Colorado St.	48 49	203	A	UNLV	48 57									
343	H	Air Force	58 36	152	H	Boise St.	60 81									
152	A	Boise St.	70 60	343	A	Air Force	63 33									
194	A	San Jose St.	58 59	194	H	San Jose St.	71 57									

Non-Div I Games:

New Mexico

■ Loss,
 ■ Non-Conf, S Site,
 ■ Home
 ■ Away
 N Neutral

Average RPI Win:	248	WON-LOST	WINNING	LAST 10	STRENGTH OF	OPP. STRENGTH	TEAM	ADJ.	CONF.	ADJ CONF.
Average RPI Loss:	82	RECORD	PCT. RANK	GAMES	SCHEDULE	OF SCHEDULE	RPI	RPI	RPI	RPI
DIV. I ONLY	22- 3	13	10- 0	331	198	97	97	26	26	
DIV. I NON-CONF.	9- 3	69	0- 0	285	102	129	129	25	25	
TOTALS	RPI 1-25	RPI 26-50	W-L RECORDS	RPI 51-100	RPI 101-150	RPI 150+				
22- 3	0- 1	0- 0	OVERALL	0- 1	1- 1	21- 0				
11- 1	0- 1	0- 0	HOME	0- 0	1- 0	10- 0				
10- 1	0- 0	0- 0	AWAY	0- 0	0- 1	10- 0				
1- 1	0- 0	0- 0	NEUTRAL	0- 1	0- 0	1- 0				
9- 3	0- 1	0- 0	NON-CONFERENCE	0- 1	1- 1	8- 0				
5- 1	0- 1	0- 0	HOME	0- 0	1- 0	4- 0				
3- 1	0- 0	0- 0	AWAY	0- 0	0- 1	3- 0				
1- 1	0- 0	0- 0	NEUTRAL	0- 1	0- 0	1- 0				
13- 0	0- 0	0- 0	CONFERENCE	0- 0	0- 0	13- 0				
6- 0	0- 0	0- 0	HOME	0- 0	0- 0	6- 0				
7- 0	0- 0	0- 0	AWAY	0- 0	0- 0	7- 0				
0- 0	0- 0	0- 0	NEUTRAL	0- 0	0- 0	0- 0				

RPI 1-25				RPI 26-50				RPI 51-100				Team's RPI: 97	RPI 101+			
RPI	S	Opponent	Score	RPI	S	Opponent	Score	RPI	S	Opponent	Score		RPI	S	Opponent	Score
23	H	UTEP	65 71					87	N	Vanderbilt	45 71		122	H	Northwestern St.	65 54
													135	A	Arizona	64 68
													175	H	Sacramento St.	80 77
													182	A	New Mexico	52 47
													182	H	New Mexico	78 59
													194	A	San Jose St.	75 66
													204	A	Utah Valley	59 53
													204	H	Utah Valley	73 68
													209	A	UTRGV	68 57
													219	A	CSU Bakersfield	67 59
													219	H	CSU Bakersfield	86 63
													242	A	Grand Canyon	64 44
													242	H	Grand Canyon	60 58
													262	A	Seattle	66 56
													262	H	Seattle	69 54
													291	H	Northern Ariz.	87 53
													296	A	UMKC	68 62
													296	H	UMKC	78 74
													313	N	A&M-Corpus Christi	70 51
													323	A	North Dakota St.	79 69
													329	H	Southern Utah	74 60
													340	A	Chicago St.	70 60
													340	H	Chicago St.	76 63
LAST 12 Division I GAMES:																
296	H	UMKC	78 74	209	A	UTRGV	68 57									
262	A	Seattle	66 56	219	H	CSU Bakersfield	86 63									
219	A	CSU Bakersfield	67 59	262	H	Seattle	69 54									
340	H	Chicago St.	76 63	340	A	Chicago St.	70 60									
204	A	Utah Valley	59 53	296	A	UMKC	68 62									
242	A	Grand Canyon	64 44	242	H	Grand Canyon	60 58									

Non-Div I Games: Eastern N.M. 76 61 Western N.M. 68 39

New Mexico St.

Loss, Non-Conf, S Site, H Home A Away N Neutral

Average RPI Win:	291	WON-LOST	WINNING	LAST 10	STRENGTH OF	OPP. STRENGTH	TEAM	ADJ.	CONF.	ADJ CONF.
Average RPI Loss:	205	RECORD	PCT. RANK	GAMES	SCHEDULE	OF SCHEDULE	RPI	RPI	RPI	RPI
DIV. I ONLY	5- 18	305	2- 8	298	306	331	331	27	27	
DIV. I NON-CONF.	1- 6	311	0- 0	325	254	346	346	26	26	
TOTALS	RPI 1-25	RPI 26-50	W-L RECORDS	RPI 51-100	RPI 101-150	RPI 150+				
5- 18	0- 0	0- 0	OVERALL	0- 2	0- 4	5- 12				
4- 5	0- 0	0- 0	HOME	0- 0	0- 1	4- 4				
1- 12	0- 0	0- 0	AWAY	0- 0	0- 1	1- 1				
0- 1	0- 0	0- 0	NEUTRAL	0- 0	0- 0	0- 1				
1- 6	0- 0	0- 0	NON-CONFERENCE	0- 1	0- 1	1- 4				
1- 1	0- 0	0- 0	HOME	0- 0	0- 0	1- 1				
0- 4	0- 0	0- 0	AWAY	0- 1	0- 1	0- 2				
0- 1	0- 0	0- 0	NEUTRAL	0- 0	0- 0	0- 1				
4- 12	0- 0	0- 0	CONFERENCE	0- 1	0- 3	4- 8				
3- 4	0- 0	0- 0	HOME	0- 0	0- 1	3- 3				
1- 8	0- 0	0- 0	AWAY	0- 1	0- 2	1- 5				
0- 0	0- 0	0- 0	NEUTRAL	0- 0	0- 0	0- 0				

RPI S	Opponent	Score	RPI S	Opponent	Score	RPI S	Opponent	Score	RPI S	Opponent	Score	Team's RPI: 331
						74	A Abilene Christian	70 80	114	A Central Ark.	55 67	
						83	A TCU	36 85	114	H Central Ark.	44 59	
									122	A Northwestern St.	53 70	
									131	A Arkansas	41 73	
									156	A McNeese St.	63 92	
									156	H McNeese St.	74 77	
									165	A Ole Miss	59 97	
									201	H Stephen F. Austin	58 57	
									227	A Sam Houston St.	52 64	
									245	H Houston Baptist	51 71	
									283	A Lamar	52 79	
									286	A Kennesaw St.	53 60	
									294	N Florida A&M	60 71	
									303	H Jackson St.	85 68	
									306	A Southeastern La.	62 51	
									310	H UNCG	79 81	
									312	A Nicholls St.	55 70	
									312	H Nicholls St.	62 55	
									313	A A&M-Corpus Christi	59 73	
									313	H A&M-Corpus Christi	64 75	
									334	H Incarnate Word	55 49	
LAST 12 Division I GAMES:												
			74	A Abilene Christian	70 80		156	A McNeese St.	63 92			
			312	A Nicholls St.	55 70		156	H McNeese St.	74 77			
			122	A Northwestern St.	53 70		312	H Nicholls St.	62 55			
			306	A Southeastern La.	62 51		313	A A&M-Corpus Christi	59 73			
			313	H A&M-Corpus Christi	64 75		114	H Central Ark.	44 59			
			114	A Central Ark.	55 67		245	H Houston Baptist	51 71			

Non-Div I Games: LSU-Alexandria 93 75 Trinity Baptist 109 46

New Orleans

■ Loss,
 ■ Non-Conf, S Site,
 ■ Home
 ■ Away
 N Neutral

Niagara

Through Games Of Feb. 27, 2016

Average RPI Win:	283	WON-LOST	WINNING	LAST 10	STRENGTH OF	OPP. STRENGTH	TEAM	ADJ.	CONF.	ADJ CONF.
Average RPI Loss:	176	RECORD	PCT. RANK	GAMES	SCHEDULE	OF SCHEDULE	RPI	RPI	RPI	RPI
DIV. I ONLY	7- 22	298	1- 9	255	245	299	299	23	23	
DIV. I NON-CONF.	2- 7	280	0- 0	220	222	280	280	22	22	
TOTALS	RPI 1-25	RPI 26-50	W-L RECORDS	RPI 51-100	RPI 101-150	RPI 150+				
7- 22	0- 0	0- 1	OVERALL	0- 2	0- 5	7- 14				
3- 11	0- 0	0- 0	HOME	0- 1	0- 3	3- 7				
4- 11	0- 0	0- 1	AWAY	0- 1	0- 2	4- 7				
0- 0	0- 0	0- 0	NEUTRAL	0- 0	0- 0	0- 0				
2- 7	0- 0	0- 1	NON-CONFERENCE	0- 0	0- 3	2- 3				
1- 3	0- 0	0- 0	HOME	0- 0	0- 2	1- 1				
1- 4	0- 0	0- 1	AWAY	0- 0	0- 1	1- 2				
0- 0	0- 0	0- 0	NEUTRAL	0- 0	0- 0	0- 0				
5- 15	0- 0	0- 0	CONFERENCE	0- 2	0- 2	5- 11				
2- 8	0- 0	0- 0	HOME	0- 1	0- 1	2- 6				
3- 7	0- 0	0- 0	AWAY	0- 1	0- 1	3- 5				
0- 0	0- 0	0- 0	NEUTRAL	0- 0	0- 0	0- 0				

RPI S	Opponent	Score	RPI S	Opponent	Score	RPI S	Opponent	Score	RPI S	Opponent	Score	Team's RPI: 299
38	A St. Bonaventure	55 67	90	A Quinnipiac	52 70	115	A Iona	46 73				
			90	H Quinnipiac	54 61	115	H Iona	52 73				
						120	H Buffalo	48 57				
						128	H Youngstown St.	54 71				
						140	A Texas Tech	45 79				
						151	A Detroit	75 80				
						172	A Marist	50 63				
						172	H Marist	68 82				
						191	A Fairfield	43 61				
						191	H Fairfield	56 55				
						208	A Canisius	45 54				
						208	H Canisius	66 68				
						217	H Oakland	67 77				
						225	A Manhattan	62 80				
						225	H Manhattan	49 58				
						231	A Siena	54 45				
						231	H Siena	51 59				
						233	A Dartmouth	47 60				
						253	A Monmouth	60 83				
						253	H Monmouth	55 68				
						273	H Cleveland St.	73 72				
						293	A Rider	67 57				
						293	H Rider	72 76				
						319	A Mt. St. Mary's	53 51				
						336	A Saint Peter's	52 48				
						336	H Saint Peter's	51 46				
LAST 12 Division I GAMES:												
231	A Siena	54 45	90	A Quinnipiac	52 70							
208	A Canisius	45 54	191	A Fairfield	43 61							
225	H Manhattan	49 58	115	H Iona	52 73							
253	H Monmouth	55 68	208	H Canisius	66 68							
293	H Rider	72 76	172	A Marist	50 63							
172	H Marist	68 82	115	A Iona	46 73							

Non-Div I Games:

Niagara

■ Loss,
 ■ Non-Conf,
 ■ S Site,
 ■ H Home
 ■ A Away
 N Neutral

Average RPI Win:	264	WON-LOST	WINNING	LAST 10	STRENGTH OF	OPP. STRENGTH	TEAM	ADJ.	CONF.	ADJ CONF.
Average RPI Loss:	208	RECORD	PCT. RANK	GAMES	SCHEDULE	OF SCHEDULE	RPI	RPI	RPI	RPI
DIV. I ONLY	8- 17	272	3- 5	321	310	312	312	27	27	
DIV. I NON-CONF.	1- 8	320	1- 0	316	342	347	347	26	26	
TOTALS	RPI 1-25	RPI 26-50	W-L RECORDS	RPI 51-100	RPI 101-150	RPI 150+				
8- 17	0- 0	0- 0	OVERALL	0- 1	1- 3	7- 13				
4- 8	0- 0	0- 0	HOME	0- 1	1- 1	3- 6				
3- 8	0- 0	0- 0	AWAY	0- 0	0- 1	3- 7				
1- 1	0- 0	0- 0	NEUTRAL	0- 0	0- 1	1- 0				
1- 8	0- 0	0- 0	NON-CONFERENCE	0- 0	0- 1	1- 7				
0- 4	0- 0	0- 0	HOME	0- 0	0- 0	0- 4				
0- 3	0- 0	0- 0	AWAY	0- 0	0- 0	0- 3				
1- 1	0- 0	0- 0	NEUTRAL	0- 0	0- 1	1- 0				
7- 9	0- 0	0- 0	CONFERENCE	0- 1	1- 2	6- 6				
4- 4	0- 0	0- 0	HOME	0- 1	1- 1	3- 2				
3- 5	0- 0	0- 0	AWAY	0- 0	0- 1	3- 4				
0- 0	0- 0	0- 0	NEUTRAL	0- 0	0- 0	0- 0				

RPI 1-25			RPI 26-50			RPI 51-100			RPI 101+			Team's RPI: 312		
RPI	S	Opponent	Score	RPI	S	Opponent	Score	RPI	S	Opponent	Score			
								74	H	Abilene Christian	68	71		
										107	N	Samford	43	45
										114	H	Central Ark.	65	71
										122	A	Northwestern St.	62	66
										122	H	Northwestern St.	70	61
										156	A	McNeese St.	62	96
										156	H	McNeese St.	85	81
										171	A	Troy	51	104
										173	H	Louisiana Tech	55	58
										180	H	Grambling	65	69
										182	A	New Mexico	43	83
										201	H	Stephen F. Austin	67	89
										227	A	Sam Houston St.	67	63
										245	A	Houston Baptist	71	80
										272	H	Prairie View	70	81
										278	A	La.-Monroe	57	69
										283	H	Lamar	69	59
										295	H	Jacksonville St.	49	63
										306	A	Southeastern La.	68	78
										313	A	A&M-Corpus Christi	64	62
										331	A	New Orleans	55	62
										331	H	New Orleans	70	55
										334	A	Incarnate Word	66	64
										334	H	Incarnate Word	61	63
										349	N	Mississippi Val.	63	54
LAST 12 Division I GAMES:														
349	N	Mississippi Val.	63	54	156	H	McNeese St.	85	81	331	H	New Orleans	70	55
156	A	McNeese St.	62	96	334	H	Incarnate Word	61	63	334	A	Incarnate Word	66	64
331	H	New Orleans	70	55	334	A	Incarnate Word	66	64	334	H	Incarnate Word	61	63
201	H	Stephen F. Austin	67	89	331	A	New Orleans	55	62	349	N	Mississippi Val.	63	54
122	A	Northwestern St.	62	66	114	H	Central Ark.	65	71					
306	A	Southeastern La.	68	78	122	H	Northwestern St.	70	61					

Non-Div I Games: Southern-N.O. 98 65

Nicholls St.

■ Loss,
 ■ Non-Conf,
 ■ S Site,
 ■ Home
 ■ A Away
 N Neutral

Average RPI Win:	309	WON-LOST	WINNING	LAST 10	STRENGTH OF	OPP. STRENGTH	TEAM	ADJ.	CONF.	ADJ CONF.
Average RPI Loss:	238	RECORD	PCT. RANK	GAMES	SCHEDULE	OF SCHEDULE	RPI	RPI	RPI	RPI
DIV. I ONLY	2- 22	343	2- 8	333	338	347	347	31	31	
DIV. I NON-CONF.	0- 10	338	0- 0	259	308	344	344	30	30	
TOTALS	RPI 1-25	RPI 26-50	W-L RECORDS	RPI 51-100	RPI 101-150	RPI 150+				
2- 22	0- 0	0- 1	OVERALL	0- 1	0- 0	2- 20				
0- 9	0- 0	0- 0	HOME	0- 0	0- 0	0- 9				
2- 11	0- 0	0- 1	AWAY	0- 1	0- 0	2- 9				
0- 2	0- 0	0- 0	NEUTRAL	0- 0	0- 0	0- 2				
0- 10	0- 0	0- 1	NON-CONFERENCE	0- 1	0- 0	0- 8				
0- 3	0- 0	0- 0	HOME	0- 0	0- 0	0- 3				
0- 5	0- 0	0- 1	AWAY	0- 1	0- 0	0- 3				
0- 2	0- 0	0- 0	NEUTRAL	0- 0	0- 0	0- 2				
2- 12	0- 0	0- 0	CONFERENCE	0- 0	0- 0	2- 12				
0- 6	0- 0	0- 0	HOME	0- 0	0- 0	0- 6				
2- 6	0- 0	0- 0	AWAY	0- 0	0- 0	2- 6				
0- 0	0- 0	0- 0	NEUTRAL	0- 0	0- 0	0- 0				

RPI 1-25			RPI 26-50			RPI 51-100			RPI 101+			Team's RPI: 347			
RPI	S	Opponent	Score	RPI	S	Opponent	Score	RPI	S	Opponent	Score				
				26	A	Mississippi St.	34 92	96	A	Virginia	50 86	157	A	Marshall	67 81
												166	A	Hampton	62 73
												197	A	William & Mary	47 67
												205	H	USC Upstate	62 82
												214	A	N.C. A&T	53 64
												217	H	Oakland	73 83
												241	A	Loyola Maryland	67 75
												248	A	Morgan St.	58 67
												248	H	Morgan St.	56 59
												255	A	Coppin St.	44 69
												255	H	Coppin St.	47 56
												256	H	UNCW	57 61
												263	H	Bethune-Cookman	45 53
												275	N	La Salle	59 67
												285	A	UMES	74 63
												292	H	Savannah St.	53 68
												294	H	Florida A&M	67 83
												308	H	South Carolina St.	52 60
												330	A	Delaware St.	61 64
												333	A	Howard	110 108
												335	N	St. Francis Brooklyn	55 59
												348	A	N.C. Central	62 63
LAST 12 Division I GAMES:															
				255	H	Coppin St.	47 56					292	H	Savannah St.	53 68
				330	A	Delaware St.	61 64					308	H	South Carolina St.	52 60
				248	H	Morgan St.	56 59					214	A	N.C. A&T	53 64
				285	A	UMES	74 63					348	A	N.C. Central	62 63
				333	A	Howard	110 108					263	H	Bethune-Cookman	45 53
				166	A	Hampton	62 73					294	H	Florida A&M	67 83

Non-Div I Games:

Norfolk St.

■ Loss,
 ■ Non-Conf,
 ■ S Site,
 ■ Home
 ■ A Away
 N Neutral

North Carolina				Through Games of Feb. 17, 1916						
Average RPI Win:	173	WON-LOST	WINNING	LAST 10	STRENGTH OF	OPP. STRENGTH	TEAM	ADJ.	CONF.	ADJ CONF.
Average RPI Loss:	75	RECORD	PCT. RANK	GAMES	SCHEDULE	OF SCHEDULE	RPI	RPI	RPI	RPI
DIV. I ONLY	14- 16	192	2- 8	43	78	130	130	5	5	
DIV. I NON-CONF.	10- 5	99	0- 0	91	269	130	130	5	5	

TOTALS	RPI 1-25	RPI 26-50		W-L RECORDS		RPI 51-100	RPI 101-150	RPI 150+		
14- 16	1- 4	0- 3		OVERALL		1- 4	4- 3	8- 2		
11- 8	1- 1	0- 2		HOME		1- 1	2- 2	7- 2		
1- 8	0- 3	0- 1		AWAY		0- 3	1- 1	0- 0		
2- 0	0- 0	0- 0		NEUTRAL		0- 0	1- 0	1- 0		
10- 5	0- 1	0- 0		NON-CONFERENCE		1- 1	2- 1	7- 2		
8- 4	0- 0	0- 0		HOME		1- 1	1- 1	6- 2		
0- 1	0- 1	0- 0		AWAY		0- 0	0- 0	0- 0		
2- 0	0- 0	0- 0		NEUTRAL		0- 0	1- 0	1- 0		
4- 11	1- 3	0- 3		CONFERENCE		0- 3	2- 2	1- 0		
3- 4	1- 1	0- 2		HOME		0- 0	1- 1	1- 0		
1- 7	0- 2	0- 1		AWAY		0- 3	1- 1	0- 0		
0- 0	0- 0	0- 0		NEUTRAL		0- 0	0- 0	0- 0		

RPI 1-25				RPI 26-50				RPI 51-100				RPI 101+ Team's RPI: 130			
RPI	S	Opponent	Score	RPI	S	Opponent	Score	RPI	S	Opponent	Score	RPI	S	Opponent	Score
1	A	Notre Dame	54 88	35	H	Miami (FL)	61 76	54	A	Duke	55 71	104	N	Gonzaga	67 62
12	H	Louisville	60 78	48	A	North Carolina St.	49 78	69	H	Maine	59 58	112	H	Virginia Tech	71 67
16	A	Florida St.	63 94	48	H	North Carolina St.	66 80	70	H	Oregon	77 79	115	H	Iona	64 52
17	H	Syracuse	77 73					75	A	Georgia Tech	73 80	116	A	Boston College	86 78
25	A	Oklahoma St.	67 77					96	A	Virginia	68 72	117	H	Northwestern	72 85
												127	A	Wake Forest	63 75
												129	H	Pittsburgh	60 76
												155	N	Southern Miss.	69 62
												162	H	Yale	70 63
												163	H	Pacific	63 66
												189	H	Gardner-Webb	65 66
												205	H	USC Upstate	80 40
												247	H	Clemson	72 56
												254	H	New Hampshire	65 60
												259	H	Appalachian St.	68 59
												294	H	Florida A&M	94 58
												314	H	Fairleigh Dickinson	64 46
LAST 12 Division I GAMES:															
				96	A	Virginia	68 72	12	H	Louisville	60 78				
				48	H	North Carolina St.	66 80	48	A	North Carolina St.	49 78				
				129	H	Pittsburgh	60 76	54	A	Duke	55 71				
				16	A	Florida St.	63 94	127	A	Wake Forest	63 75				
				112	H	Virginia Tech	71 67	35	H	Miami (FL)	61 76				
				116	A	Boston College	86 78	75	A	Georgia Tech	73 80				

Non-Div I Games:

North Carolina

■ Loss, ■ Non-Conf, S Site, H Home A Away N Neutral

Average RPI Win:	138	WON-LOST	WINNING	LAST 10	STRENGTH OF	OPP. STRENGTH	TEAM	ADJ.	CONF.	ADJ CONF.
Average RPI Loss:	44	RECORD	PCT. RANK	GAMES	SCHEDULE	OF SCHEDULE	RPI	RPI	RPI	RPI
DIV. I ONLY	18- 10	86	5- 5	19	46	48	48	5	5	
DIV. I NON-CONF.	9- 4	95	0- 0	88	92	79	79	5	5	
TOTALS	RPI 1-25	RPI 26-50	W-L RECORDS	RPI 51-100	RPI 101-150	RPI 150+				
18- 10	0- 5	1- 2	OVERALL	4- 2	8- 1	5- 0				
11- 4	0- 3	1- 0	HOME	3- 1	3- 0	4- 0				
5- 5	0- 2	0- 1	AWAY	1- 1	4- 1	0- 0				
2- 1	0- 0	0- 1	NEUTRAL	0- 0	1- 0	1- 0				
9- 4	0- 1	1- 1	NON-CONFERENCE	1- 2	2- 0	5- 0				
6- 1	0- 0	1- 0	HOME	1- 1	0- 0	4- 0				
1- 2	0- 1	0- 0	AWAY	0- 1	1- 0	0- 0				
2- 1	0- 0	0- 1	NEUTRAL	0- 0	1- 0	1- 0				
9- 6	0- 4	0- 1	CONFERENCE	3- 0	6- 1	0- 0				
5- 3	0- 3	0- 0	HOME	2- 0	3- 0	0- 0				
4- 3	0- 1	0- 1	AWAY	1- 0	3- 1	0- 0				
0- 0	0- 0	0- 0	NEUTRAL	0- 0	0- 0	0- 0				

RPI 1-25				RPI 26-50				Team's RPI: 48				RPI 51-100				RPI 101+			
RPI	S	Opponent	Score	RPI	S	Opponent	Score	RPI	S	Opponent	Score	RPI	S	Opponent	Score	RPI	S	Opponent	Score
1	A	Notre Dame	46 82	29	N	Seton Hall	55 58	54	A	Duke	65 62	112	A	Virginia Tech	72 61				
12	H	Louisville	90 92	35	A	Miami (FL)	44 73	75	H	Georgia Tech	65 57	116	H	Boston College	74 63				
16	H	Florida St.	52 56	49	H	Villanova	70 64	78	H	Charlotte	72 65	118	A	Liberty	61 53				
17	H	Syracuse	52 55					92	A	Nebraska	67 88	127	A	Wake Forest	58 63				
20	A	Florida	72 79					95	H	Elon	66 69	127	H	Wake Forest	64 47				
								96	H	Virginia	63 52	129	A	Pittsburgh	78 76				
												130	A	North Carolina	80 66				
												130	H	North Carolina	78 49				
												149	N	UAB	67 56				
												176	H	Davidson	58 42				
												188	N	Eastern Ky.	73 62				
												200	H	Radford	67 52				
												249	H	High Point	89 48				
												301	H	Western Caro.	86 55				
LAST 12 Division I GAMES:																			
16	H	Florida St.	52 56	130	H	North Carolina	78 49												
130	A	North Carolina	80 66	96	H	Virginia	63 52												
17	H	Syracuse	52 55	112	A	Virginia Tech	72 61												
116	H	Boston College	74 63	12	H	Louisville	90 92												
127	A	Wake Forest	58 63	54	A	Duke	65 62												
1	A	Notre Dame	46 82	129	A	Pittsburgh	78 76												

Non-Div I Games:

North Carolina St.

■ Loss,
 ■ Non-Conf, S Site,
 ■ Home
 ■ Away
 N Neutral

North Dakota

Through Games Of Feb. 27, 2016

Average RPI Win:	228	WON-LOST	WINNING	LAST 10	STRENGTH OF	OPP. STRENGTH	TEAM	ADJ.	CONF.	ADJ CONF.
Average RPI Loss:	113	RECORD	PCT. RANK	GAMES	SCHEDULE	OF SCHEDULE	RPI	RPI	RPI	RPI
DIV. I ONLY	15- 12	140	9- 1	78	265	111	111	20	20	
DIV. I NON-CONF.	4- 7	222	0- 0	31	213	167	167	23	23	
TOTALS	RPI 1-25	RPI 26-50	W-L RECORDS	RPI 51-100	RPI 101-150	RPI 150+				
15- 12	0- 0	0- 0	OVERALL	0- 6	1- 4	14- 2				
9- 3	0- 0	0- 0	HOME	0- 1	1- 1	8- 1				
6- 8	0- 0	0- 0	AWAY	0- 0	0- 0	6- 0				
0- 1	0- 0	0- 0	NEUTRAL	0- 1	0- 0	0- 0				
4- 7	0- 0	0- 0	NON-CONFERENCE	0- 6	1- 1	3- 0				
4- 1	0- 0	0- 0	HOME	0- 1	1- 0	3- 0				
0- 5	0- 0	0- 0	AWAY	0- 4	0- 1	0- 0				
0- 1	0- 0	0- 0	NEUTRAL	0- 1	0- 0	0- 0				
11- 5	0- 0	0- 0	CONFERENCE	0- 0	0- 3	11- 2				
5- 2	0- 0	0- 0	HOME	0- 0	0- 1	5- 1				
6- 3	0- 0	0- 0	AWAY	0- 0	0- 2	6- 1				
0- 0	0- 0	0- 0	NEUTRAL	0- 0	0- 0	0- 0				

RPI 1-25				RPI 26-50				RPI 51-100				RPI 101+				Team's RPI: 111	
RPI	S	Opponent	Score	RPI	S	Opponent	Score	RPI	S	Opponent	Score	RPI	S	Opponent	Score		
								58	H	South Dakota	70 73	105	A	Drake	63 73		
								62	A	Iowa	61 83	108	H	UNI	64 59		
								70	A	Oregon	51 77	139	A	Idaho	65 92		
								76	A	Minnesota	47 57	139	H	Idaho	59 65		
								88	N	UT Martin	58 84	141	A	Montana St.	61 69		
								99	A	San Francisco	57 74	174	A	Montana	61 59		
												175	A	Sacramento St.	86 79		
												183	A	Eastern Wash.	57 60		
												183	H	Eastern Wash.	72 69		
												185	A	Northern Colo.	59 58		
												185	H	Northern Colo.	54 51		
												196	A	Weber St.	85 78		
												196	H	Weber St.	56 62		
												230	H	Western Ill.	78 67		
												232	A	Idaho St.	60 57		
												232	H	Idaho St.	45 42		
												257	H	Omaha	67 52		
												291	H	Northern Ariz.	63 56		
												318	A	Portland St.	75 62		
												323	H	North Dakota St.	71 54		
												329	H	Southern Utah	68 56		
LAST 12 Division I GAMES:																	
				175	A	Sacramento St.	86 79					232	A	Idaho St.	60 57		
				318	A	Portland St.	75 62					185	H	Northern Colo.	54 51		
				185	A	Northern Colo.	59 58					329	H	Southern Utah	68 56		
				139	H	Idaho	59 65					291	H	Northern Ariz.	63 56		
				183	H	Eastern Wash.	72 69					174	A	Montana	61 59		
				196	A	Weber St.	85 78					141	A	Montana St.	61 69		

Non-Div I Games:

North Dakota

Loss, Non-Conf, S Site, H Home A Away N Neutral

Average RPI Win:	305	WON-LOST	WINNING	LAST 10	STRENGTH OF	OPP. STRENGTH	TEAM	ADJ.	CONF.	ADJ CONF.
Average RPI Loss:	176	RECORD	PCT. RANK	GAMES	SCHEDULE	OF SCHEDULE	RPI	RPI	RPI	RPI
DIV. I ONLY	5- 22	312	2- 8	247	272	323	323	18	18	
DIV. I NON-CONF.	3- 8	258	0- 0	275	341	304	304	19	19	
TOTALS	RPI 1-25	RPI 26-50	W-L RECORDS	RPI 51-100	RPI 101-150	RPI 150+				
5- 22	0- 0	0- 0	OVERALL	0- 6	0- 5	5- 11				
3- 9	0- 0	0- 0	HOME	0- 4	0- 2	3- 3				
1- 11	0- 0	0- 0	AWAY	0- 2	0- 3	1- 6				
1- 2	0- 0	0- 0	NEUTRAL	0- 0	0- 0	1- 2				
3- 8	0- 0	0- 0	NON-CONFERENCE	0- 2	0- 1	3- 5				
1- 3	0- 0	0- 0	HOME	0- 2	0- 0	1- 1				
1- 3	0- 0	0- 0	AWAY	0- 0	0- 1	1- 2				
1- 2	0- 0	0- 0	NEUTRAL	0- 0	0- 0	1- 2				
2- 14	0- 0	0- 0	CONFERENCE	0- 4	0- 4	2- 6				
2- 6	0- 0	0- 0	HOME	0- 2	0- 2	2- 2				
0- 8	0- 0	0- 0	AWAY	0- 2	0- 2	0- 4				
0- 0	0- 0	0- 0	NEUTRAL	0- 0	0- 0	0- 0				

RPI 1-25				RPI 26-50				RPI 51-100				RPI 101+				Team's RPI: 323	
RPI	S	Opponent	Score	RPI	S	Opponent	Score	RPI	S	Opponent	Score	RPI	S	Opponent	Score		
								58	A	South Dakota	54	80	111	A	North Dakota	54	71
								58	H	South Dakota	94	96	113	A	IUPUI	44	67
								65	A	South Dakota St.	47	81	113	H	IUPUI	63	64
								65	H	South Dakota St.	63	81	144	A	Oral Roberts	58	59
								69	H	Maine	51	82	144	H	Oral Roberts	42	52
								97	H	New Mexico St.	69	79	170	N	Delaware	50	62
													214	N	N.C. A&T	64	72
													230	A	Western Ill.	89	100
													230	H	Western Ill.	82	94
													242	H	Grand Canyon	67	76
													246	A	San Diego St.	54	64
													257	A	Omaha	52	77
													257	H	Omaha	74	67
													272	N	Prairie View	79	58
													302	A	Denver	53	64
													302	H	Denver	45	55
													315	A	IPFW	69	85
													315	H	IPFW	94	85
													322	A	Kent St.	54	75
													337	H	Cal St. Fullerton	79	64
													345	A	NJIT	64	59
LAST 12 Division I GAMES:																	
				315	A	IPFW	69	85		144	A	Oral Roberts	58	59			
				230	A	Western Ill.	89	100		58	A	South Dakota	54	80			
				302	H	Denver	45	55		315	H	IPFW	94	85			
				257	H	Omaha	74	67		230	H	Western Ill.	82	94			
				113	H	IUPUI	63	64		113	A	IUPUI	44	67			
				65	A	South Dakota St.	47	81		58	H	South Dakota	94	96			

Non-Div I Games: Valley City St. 85 77 St. Mary (NE) 88 68

North Dakota St.

■ Loss,
 ■ Non-Conf, S Site,
 ■ Home
 ■ Away
 N Neutral

North Florida

Through Games Of Feb. 27, 2016

Average RPI Win: 321	WON-LOST	WINNING	LAST 10	STRENGTH OF	OPP. STRENGTH	TEAM	ADJ.	CONF.	ADJ CONF.
Average RPI Loss: 185	RECORD	PCT. RANK	GAMES	SCHEDULE	OF SCHEDULE	RPI	RPI	RPI	RPI
DIV. I ONLY	5- 21	311	1- 9	256	304	324	324	29	29
DIV. I NON-CONF.	2- 10	304	0- 0	236	293	311	311	28	28
TOTALS	RPI 1-25	RPI 26-50	W-L RECORDS	RPI 51-100	RPI 101-150	RPI 150+			
5- 21	0- 1	0- 0	OVERALL	0- 4	0- 4	5- 12			
3- 10	0- 0	0- 0	HOME	0- 2	0- 1	3- 7			
2- 11	0- 1	0- 0	AWAY	0- 2	0- 3	2- 5			
0- 0	0- 0	0- 0	NEUTRAL	0- 0	0- 0	0- 0			
2- 10	0- 1	0- 0	NON-CONFERENCE	0- 2	0- 2	2- 5			
1- 5	0- 0	0- 0	HOME	0- 1	0- 0	1- 4			
1- 5	0- 1	0- 0	AWAY	0- 1	0- 2	1- 1			
0- 0	0- 0	0- 0	NEUTRAL	0- 0	0- 0	0- 0			
3- 11	0- 0	0- 0	CONFERENCE	0- 2	0- 2	3- 7			
2- 5	0- 0	0- 0	HOME	0- 1	0- 1	2- 3			
1- 6	0- 0	0- 0	AWAY	0- 1	0- 1	1- 4			
0- 0	0- 0	0- 0	NEUTRAL	0- 0	0- 0	0- 0			

RPI 1-25			RPI 26-50			RPI 51-100			RPI 101+ Team's RPI: 324		
RPI	S	Opponent	Score	RPI	S	Opponent	Score	RPI	S	Opponent	Score
16	A	Florida St.	28 80					57	H	Purdue	47 70
								61	A	FGCU	50 75
								61	H	FGCU	38 65
								92	A	Nebraska	46 91
								110	A	Mercer	54 68
								145	A	Jacksonville	51 65
								145	H	Jacksonville	39 73
								147	A	Alabama	47 69
								192	A	Stetson	61 81
								192	H	Stetson	56 67
								205	A	USC Upstate	54 69
								205	H	USC Upstate	61 75
								256	H	UNCW	47 63
								263	H	Bethune-Cookman	49 53
								267	A	Georgia St.	63 76
								269	H	Campbell	55 66
								286	A	Kennesaw St.	54 76
								286	H	Kennesaw St.	55 70
								287	H	Towson	74 72
								296	A	UMKC	62 55
								308	H	South Carolina St.	48 53
								332	A	Lipscomb	71 78
								332	H	Lipscomb	78 70
								345	A	NJIT	68 51
								345	H	NJIT	72 49
LAST 12 Division I GAMES:											
145	A	Jacksonville	51 65	61	A	FGCU	50 75				
345	H	NJIT	72 49	192	A	Stetson	61 81				
205	H	USC Upstate	61 75	61	H	FGCU	38 65				
286	A	Kennesaw St.	54 76	205	A	USC Upstate	54 69				
332	A	Lipscomb	71 78	345	A	NJIT	68 51				
192	H	Stetson	56 67	332	H	Lipscomb	78 70				

Non-Div I Games: Warner 60 51 Webber Int'l 60 **72** Trinity Baptist 97 30

North Florida

North Texas

Through Games Of Feb. 27, 2016

Average RPI Win:	197	WON-LOST	WINNING	LAST 10	STRENGTH OF	OPP. STRENGTH	TEAM	ADJ.	CONF.	ADJ CONF.
Average RPI Loss:	140	RECORD	PCT. RANK	GAMES	SCHEDULE	OF SCHEDULE	RPI	RPI	RPI	RPI
DIV. I ONLY	10- 16	240	3- 7	193	119	237	237	12	12	
DIV. I NON-CONF.	5- 5	160	0- 0	227	160	191	191	10	10	
TOTALS	RPI 1-25	RPI 26-50	W-L RECORDS	RPI 51-100	RPI 101-150	RPI 150+				
10- 16	0- 1	1- 1	OVERALL	0- 3	2- 2	7- 9				
5- 9	0- 1	0- 0	HOME	0- 3	2- 1	3- 4				
5- 7	0- 0	1- 1	AWAY	0- 0	0- 1	4- 5				
0- 0	0- 0	0- 0	NEUTRAL	0- 0	0- 0	0- 0				
5- 5	0- 0	1- 0	NON-CONFERENCE	0- 1	1- 2	3- 2				
2- 3	0- 0	0- 0	HOME	0- 1	1- 1	1- 1				
3- 2	0- 0	1- 0	AWAY	0- 0	0- 1	2- 1				
0- 0	0- 0	0- 0	NEUTRAL	0- 0	0- 0	0- 0				
5- 11	0- 1	0- 1	CONFERENCE	0- 2	1- 0	4- 7				
3- 6	0- 1	0- 0	HOME	0- 2	1- 0	2- 3				
2- 5	0- 0	0- 1	AWAY	0- 0	0- 0	2- 4				
0- 0	0- 0	0- 0	NEUTRAL	0- 0	0- 0	0- 0				

RPI S	Opponent	Score	RPI S	Opponent	Score	RPI S	Opponent	Score	RPI S	Opponent	Score	Team's RPI: 237
23	H UTEP	67 75	34	A Oklahoma	61 57	59	H Middle Tenn.	52 76	113	H IUPUI	68 67	
			42	A Western Ky.	53 65	78	H Charlotte	70 82	115	A Iona	51 62	
						99	H San Francisco	61 69	135	H Arizona	44 51	
									149	H UAB	53 51	
									154	H Old Dominion	48 65	
									155	A Southern Miss.	38 57	
									155	H Southern Miss.	57 55	
									157	A Marshall	71 63	
									173	A Louisiana Tech	71 77	
									173	H Louisiana Tech	67 78	
									179	H SMU	60 57	
									181	A Fla. Atlantic	61 71	
									196	H Weber St.	38 45	
									211	A Texas St.	62 64	
									223	A Rice	97 100	
									223	H Rice	73 79	
									260	H UTSA	68 58	
									275	A La Salle	69 63	
									309	A FIU	58 40	
									334	A Incarnate Word	62 55	
LAST 12 Division I GAMES:												
155	H	Southern Miss.	57	55	173	A	Louisiana Tech	71	77			
173	H	Louisiana Tech	67	78	155	A	Southern Miss.	38	57			
181	A	Fla. Atlantic	61	71	223	H	Rice	73	79			
309	A	FIU	58	40	149	H	UAB	53	51			
78	H	Charlotte	70	82	59	H	Middle Tenn.	52	76			
154	H	Old Dominion	48	65	42	A	Western Ky.	53	65			

Non-Div I Games:

North Texas

Loss, Non-Conf, S Site, H Home A Away N Neutral

Average RPI Win: 208		WON-LOST	WINNING	LAST 10	STRENGTH OF	OPP. STRENGTH	TEAM	ADJ.	CONF.	ADJ CONF.
Average RPI Loss: 112		RECORD	PCT. RANK	GAMES	SCHEDULE	OF SCHEDULE	RPI	RPI	RPI	RPI
DIV. I ONLY		13- 14	183	6- 4	108	155	160	160	13	13
DIV. I NON-CONF.		5- 6	180	0- 0	118	215	180	180	11	11
TOTALS		RPI 1-25	RPI 26-50	W-L RECORDS	RPI 51-100	RPI 101-150	RPI 150+			
13- 14	0- 1		0- 3	OVERALL	3- 4	0- 2	10- 4			
6- 8	0- 1		0- 1	HOME	1- 3	0- 1	5- 2			
7- 4	0- 0		0- 1	AWAY	2- 1	0- 0	5- 2			
0- 2	0- 0		0- 1	NEUTRAL	0- 0	0- 1	0- 0			
5- 6	0- 1		0- 1	NON-CONFERENCE	1- 1	0- 2	4- 1			
2- 4	0- 1		0- 0	HOME	1- 1	0- 1	1- 1			
3- 0	0- 0		0- 0	AWAY	0- 0	0- 0	3- 0			
0- 2	0- 0		0- 1	NEUTRAL	0- 0	0- 1	0- 0			
8- 8	0- 0		0- 2	CONFERENCE	2- 3	0- 0	6- 3			
4- 4	0- 0		0- 1	HOME	0- 2	0- 0	4- 1			
4- 4	0- 0		0- 1	AWAY	2- 1	0- 0	2- 2			
0- 0	0- 0		0- 0	NEUTRAL	0- 0	0- 0	0- 0			

[illegible]

Non-Div I Games:

Northeastern

■ Loss, ■ Non-Conf, S Site, H Home A Away N Neutral

























































Average RPI Win:	296	WON-LOST	WINNING	LAST 10	STRENGTH OF	OPP. STRENGTH	TEAM	ADJ.	CONF.	ADJ CONF.
Average RPI Loss:	156	RECORD	PCT. RANK	GAMES	SCHEDULE	OF SCHEDULE	RPI	RPI	RPI	RPI
DIV. I ONLY	4- 21	322	1- 9	92	313	291	291	20	20	
DIV. I NON-CONF.	2- 7	280	0- 0	116	208	229	229	23	23	
TOTALS	RPI 1-25	RPI 26-50	W-L RECORDS	RPI 51-100	RPI 101-150	RPI 150+				
4- 21	0- 1	0- 0	OVERALL	0- 2	0- 8	4- 10				
3- 6	0- 0	0- 0	HOME	0- 0	0- 3	3- 3				
1- 14	0- 1	0- 0	AWAY	0- 2	0- 4	1- 7				
0- 1	0- 0	0- 0	NEUTRAL	0- 0	0- 1	0- 0				
2- 7	0- 1	0- 0	NON-CONFERENCE	0- 2	0- 3	2- 1				
1- 1	0- 0	0- 0	HOME	0- 0	0- 1	1- 0				
1- 5	0- 1	0- 0	AWAY	0- 2	0- 1	1- 1				
0- 1	0- 0	0- 0	NEUTRAL	0- 0	0- 1	0- 0				
2- 14	0- 0	0- 0	CONFERENCE	0- 0	0- 5	2- 9				
2- 5	0- 0	0- 0	HOME	0- 0	0- 2	2- 3				
0- 9	0- 0	0- 0	AWAY	0- 0	0- 3	0- 6				
0- 0	0- 0	0- 0	NEUTRAL	0- 0	0- 0	0- 0				

RPI 1-25				RPI 26-50				RPI 51-100				RPI 101+ Team's RPI: 291			
RPI	S	Opponent	Score	RPI	S	Opponent	Score	RPI	S	Opponent	Score	RPI	S	Opponent	Score
23	A	UTEP	66 77					92	A	Nebraska	67 90	109	A	Iowa St.	63 79
								97	A	New Mexico St.	53 87	111	A	North Dakota	56 63
												121	H	Hawaii	52 61
												134	N	Long Beach St.	48 69
												139	A	Idaho	59 76
												139	H	Idaho	51 72
												141	A	Montana St.	77 86
												141	H	Montana St.	72 83
												174	A	Montana	58 81
												174	H	Montana	57 61
												183	A	Eastern Wash.	65 72
												183	H	Eastern Wash.	71 81
												185	A	Northern Colo.	55 79
												186	A	Colorado	66 90
												196	A	Weber St.	88 95
												196	H	Weber St.	56 76
												232	A	Idaho St.	61 71
												232	H	Idaho St.	63 62
												283	H	Lamar	75 63
												329	A	Southern Utah	68 73
												329	H	Southern Utah	57 48
												338	A	UC Irvine	71 55
LAST 12 Division I GAMES:															
329	A	Southern Utah	68 73	183	A	Eastern Wash.	65 72								
196	A	Weber St.	88 95	232	H	Idaho St.	63 62								
232	A	Idaho St.	61 71	196	H	Weber St.	56 76								
174	H	Montana	57 61	185	A	Northern Colo.	55 79								
141	H	Montana St.	72 83	111	A	North Dakota	56 63								
139	A	Idaho	59 76	183	H	Eastern Wash.	71 81								

Non-Div I Games: N.M. Highlands 91 43 Dixie St. 68 66



Northern Ariz.

Average RPI Win: 239	WON-LOST	WINNING	LAST 10	STRENGTH OF	OPP. STRENGTH	TEAM	ADJ.	CONF.	ADJ CONF.
Average RPI Loss: 143	RECORD	PCT. RANK	GAMES	SCHEDULE	OF SCHEDULE	RPI	RPI	RPI	RPI
DIV. I ONLY	11- 14	211	5- 5	145	232	185	185	20	20
DIV. I NON-CONF.	4- 5	193	0- 0	170	111	170	170	23	23
TOTALS	RPI 1-25	RPI 26-50	W-L RECORDS	RPI 51-100	RPI 101-150	RPI 150+			
11- 14	0- 0	0- 1	OVERALL	0- 2	2- 4	9- 7			
6- 4	0- 0	0- 1	HOME	0- 1	1- 1	5- 1			
3- 10	0- 0	0- 0	AWAY	0- 1	0- 3	3- 6			
2- 0	0- 0	0- 0	NEUTRAL	0- 0	1- 0	1- 0			
4- 5	0- 0	0- 1	NON-CONFERENCE	0- 2	1- 0	3- 2			
1- 2	0- 0	0- 1	HOME	0- 1	0- 0	1- 0			
1- 3	0- 0	0- 0	AWAY	0- 1	0- 0	1- 2			
2- 0	0- 0	0- 0	NEUTRAL	0- 0	1- 0	1- 0			
7- 9	0- 0	0- 0	CONFERENCE	0- 0	1- 4	6- 5			
5- 2	0- 0	0- 0	HOME	0- 0	1- 1	4- 1			
2- 7	0- 0	0- 0	AWAY	0- 0	0- 3	2- 4			
0- 0	0- 0	0- 0	NEUTRAL	0- 0	0- 0	0- 0			

RPI 1-25	RPI 26-50	RPI 51-100	RPI 101+	Team's RPI: 185
RPI S Opponent Score	RPI S Opponent Score	RPI S Opponent Score	RPI S Opponent Score	
	46  Colorado St. 46  62	52  St. Mary's (CA) 52  65	111  North Dakota 51  54	
		65  South Dakota St. 62  66	111  North Dakota 58  59	
			124 N Akron 78 65	
			139  Idaho 56  66	
			139  Idaho 70 68	
			141  Montana St. 58  66	
			174  Montana 46  58	
			175  Sacramento St. 72  83	
			183  Eastern Wash. 55  59	
			183  Eastern Wash. 57  66	
			186  Colorado 41  63	
			196  Weber St. 79  82	
			196  Weber St. 65 63	
			218  Utah St. 74 60	
			232  Idaho St. 61 59	
			232  Idaho St. 48 47	
			242  Grand Canyon 59  69	
			244 N Valparaiso 77 63	
			291  Northern Ariz. 79 55	
			302  Denver 60 51	
			318  Portland St. 70 59	
			329  Southern Utah 64 44	
LAST 12 Division I GAMES:				
	318  Portland St. 70 59	196  Weber St. 79  82		
	175  Sacramento St. 72  83	111  North Dakota 51  54		
	111  North Dakota 58  59	291  Northern Ariz. 79 55		
	183  Eastern Wash. 57  66	329  Southern Utah 64 44		
	139  Idaho 70 68	141  Montana St. 58  66		
	232  Idaho St. 61 59	174  Montana 46  58		

Non-Div I Games: Western St. 101 48

Northern Colo.

 Loss,
  Non-Conf,
  Site,
  Home
  Away
 N Neutral

Average RPI Win:	240	WON-LOST	WINNING	LAST 10	STRENGTH OF	OPP. STRENGTH	TEAM	ADJ.	CONF.	ADJ CONF.
Average RPI Loss:	140	RECORD	PCT. RANK	GAMES	SCHEDULE	OF SCHEDULE	RPI	RPI	RPI	RPI
DIV. I ONLY	10- 16	240	3- 5	251	154	252	252	11	11	
DIV. I NON-CONF.	6- 4	125	1- 0	348	257	252	252	13	13	
TOTALS	RPI 1-25	RPI 26-50	W-L RECORDS	RPI 51-100	RPI 101-150	RPI 150+				
10- 16	0- 0	0- 2	OVERALL	0- 5	4- 4	6- 5				
5- 6	0- 0	0- 1	HOME	0- 3	2- 1	3- 1				
3- 9	0- 0	0- 1	AWAY	0- 2	2- 3	1- 3				
2- 1	0- 0	0- 0	NEUTRAL	0- 0	0- 0	2- 1				
6- 4	0- 0	0- 0	NON-CONFERENCE	0- 0	1- 2	5- 2				
3- 0	0- 0	0- 0	HOME	0- 0	1- 0	2- 0				
1- 3	0- 0	0- 0	AWAY	0- 0	0- 2	1- 1				
2- 1	0- 0	0- 0	NEUTRAL	0- 0	0- 0	2- 1				
4- 12	0- 0	0- 2	CONFERENCE	0- 5	3- 2	1- 3				
2- 6	0- 0	0- 1	HOME	0- 3	1- 1	1- 1				
2- 6	0- 0	0- 1	AWAY	0- 2	2- 1	0- 2				
0- 0	0- 0	0- 0	NEUTRAL	0- 0	0- 0	0- 0				

RPI S	Opponent	Score	RPI S	Opponent	Score	RPI S	Opponent	Score	RPI S	Opponent	Score	Team's RPI: 252
43	A Ohio	70 95	43	H Ohio	47 72	66	H Ball St.	57 73	105	H Drake	87 73	
						72	A Central Mich.	63 95	106	A Toledo	59 66	
						72	H Central Mich.	67 73	106	H Toledo	83 89	
						86	A Eastern Mich.	60 84	120	H Buffalo	76 74	
						86	H Eastern Mich.	80 87	124	A Akron	65 58	
									137	A Western Mich.	80 70	
									148	A SIUE	67 93	
									150	A Milwaukee	58 73	
									178	A Wisconsin	62 89	
									226	N Kansas	58 66	
									258	H Bowling Green	43 58	
									274	A Miami (OH)	60 66	
									274	H Miami (OH)	92 73	
									305	H Bradley	68 64	
									320	N Illinois St.	68 59	
									322	A Kent St.	85 95	
									337	N Cal St. Fullerton	72 49	
									339	H Eastern Ill.	79 63	
									340	A Chicago St.	68 50	
LAST 12 Division I GAMES:												
337	N	Cal St. Fullerton	72	49	274	H	Miami (OH)	92	73			
106	H	Toledo	83	89	43	A	Ohio	70	95			
137	A	Western Mich.	80	70	120	H	Buffalo	76	74			
86	A	Eastern Mich.	60	84	322	A	Kent St.	85	95			
66	H	Ball St.	57	73	43	H	Ohio	47	72			
72	H	Central Mich.	67	73	258	H	Bowling Green	43	58			

Non-Div I Games: Wis. Lutheran 69 42

Northern Ill.

■ Loss,
 ■ Non-Conf,
 ■ S Site,
 ■ H Home
 ■ A Away
 N Neutral

Average RPI Win: 220	WON-LOST	WINNING	LAST 10	STRENGTH OF	OPP. STRENGTH	TEAM	ADJ.	CONF.	ADJ CONF.
Average RPI Loss: 118	RECORD	PCT. RANK	GAMES	SCHEDULE	OF SCHEDULE	RPI	RPI	RPI	RPI
DIV. I ONLY	14- 11	136	6- 4	154	157	138	138	14	14
DIV. I NON-CONF.	6- 3	99	0- 0	266	138	164	164	16	16
TOTALS	RPI 1-25	RPI 26-50	W-L RECORDS	RPI 51-100	RPI 101-150	RPI 150+			
14- 11	0- 3	0- 0	OVERALL	1- 0	1- 5	12- 3			
7- 6	0- 2	0- 0	HOME	1- 0	0- 3	6- 1			
7- 5	0- 1	0- 0	AWAY	0- 0	1- 2	6- 2			
0- 0	0- 0	0- 0	NEUTRAL	0- 0	0- 0	0- 0			
6- 3	0- 1	0- 0	NON-CONFERENCE	1- 0	0- 1	5- 1			
4- 2	0- 1	0- 0	HOME	1- 0	0- 1	3- 0			
2- 1	0- 0	0- 0	AWAY	0- 0	0- 0	2- 1			
0- 0	0- 0	0- 0	NEUTRAL	0- 0	0- 0	0- 0			
8- 8	0- 2	0- 0	CONFERENCE	0- 0	1- 4	7- 2			
3- 4	0- 1	0- 0	HOME	0- 0	0- 2	3- 1			
5- 4	0- 1	0- 0	AWAY	0- 0	1- 2	4- 1			
0- 0	0- 0	0- 0	NEUTRAL	0- 0	0- 0	0- 0			

RPI 1-25				RPI 26-50				RPI 51-100				RPI 101+ Team's RPI: 138			
RPI	S	Opponent	Score	RPI	S	Opponent	Score	RPI	S	Opponent	Score	RPI	S	Opponent	Score
14	H	Kentucky	65 84					91	H	Marquette	83 78	103	A	Wright St.	61 66
21	A	Green Bay	40 52									103	H	Wright St.	65 76
21	H	Green Bay	73 81									124	H	Akron	75 77
												128	A	Youngstown St.	88 77
												150	A	Milwaukee	71 78
												150	H	Milwaukee	60 86
												151	A	Detroit	65 66
												151	H	Detroit	81 60
												212	A	Robert Morris	72 70
												213	H	Indiana St.	73 67
												217	A	Oakland	75 71
												217	H	Oakland	80 64
												220	A	Cincinnati	68 71
												234	A	Ill.-Chicago	72 61
												234	H	Ill.-Chicago	55 53
												244	A	Valparaiso	68 50
												244	H	Valparaiso	60 61
												273	A	Cleveland St.	83 51
												274	A	Miami (OH)	71 57
												277	H	Tennessee Tech	88 62
												315	H	IPFW	77 64
LAST 12 Division I GAMES:															
21	A	Green Bay	40 52	234	A	Ill.-Chicago	72 61								
150	A	Milwaukee	71 78	128	A	Youngstown St.	88 77								
217	H	Oakland	80 64	273	A	Cleveland St.	83 51								
151	H	Detroit	81 60	150	H	Milwaukee	60 86								
103	H	Wright St.	65 76	21	H	Green Bay	73 81								
244	A	Valparaiso	68 50	151	A	Detroit	65 66								

Non-Div I Games: West Virginia St. 92 47 Ind.-Kokomo 104 33

Northern Ky.

Loss, Non-Conf, S Site, H Home A Away N Neutral

Northwestern

Through Games Of Feb. 27, 2016

Average RPI Win:	179	WON-LOST	WINNING	LAST 10	STRENGTH OF	OPP. STRENGTH	TEAM	ADJ.	CONF.	ADJ CONF.
Average RPI Loss:	53	RECORD	PCT. RANK	GAMES	SCHEDULE	OF SCHEDULE	RPI	RPI	RPI	RPI
DIV. I ONLY	15- 14	165	2- 8	73	61	117	117	4	4	
DIV. I NON-CONF.	11- 1	16	0- 0	228	251	69	69	4	4	
TOTALS	RPI 1-25	RPI 26-50	W-L RECORDS	RPI 51-100	RPI 101-150	RPI 150+				
15- 14	1- 5	0- 1	OVERALL	1- 6	4- 2	9- 0				
8- 8	1- 2	0- 1	HOME	1- 4	2- 1	4- 0				
4- 6	0- 0	0- 0	AWAY	0- 0	1- 1	3- 0				
3- 0	0- 0	0- 0	NEUTRAL	0- 0	1- 0	2- 0				
11- 1	0- 1	0- 0	NON-CONFERENCE	0- 0	4- 0	7- 0				
6- 1	0- 1	0- 0	HOME	0- 0	2- 0	4- 0				
2- 0	0- 0	0- 0	AWAY	0- 0	1- 0	1- 0				
3- 0	0- 0	0- 0	NEUTRAL	0- 0	1- 0	2- 0				
4- 13	1- 4	0- 1	CONFERENCE	1- 6	0- 2	2- 0				
2- 7	1- 1	0- 1	HOME	1- 4	0- 1	0- 0				
2- 6	0- 3	0- 0	AWAY	0- 2	0- 1	2- 0				
0- 0	0- 0	0- 0	NEUTRAL	0- 0	0- 0	0- 0				

RPI 1-25				RPI 26-50				RPI 51-100				RPI 101+ Team's RPI: 117			
RPI	S	Opponent	Score	RPI	S	Opponent	Score	RPI	S	Opponent	Score	RPI	S	Opponent	Score
5	A	Ohio St.	73 76	39	H	Indiana	84 91	56	A	Rutgers	59 61	125	A	Penn St.	72 79
5	H	Ohio St.	86 82					57	H	Purdue	71 85	125	H	Penn St.	54 73
11	A	Maryland	62 80					62	H	Iowa	64 79	130	A	North Carolina	85 72
11	H	Maryland	70 79					64	H	Michigan	65 70	137	H	Western Mich.	86 62
18	H	DePaul	64 77					76	A	Minnesota	92 95	142	N	Creighton	75 52
19	A	Michigan St.	51 74					76	H	Minnesota	106 112	150	H	Milwaukee	69 44
								92	H	Nebraska	85 62	161	A	Illinois	69 59
												164	N	East Carolina	78 75
												177	A	Loyola Chicago	81 72
												178	A	Wisconsin	71 53
												183	N	Eastern Wash.	74 70
												232	H	Idaho St.	72 36
												296	H	UMKC	80 38
												311	H	Alcorn	91 47
												333	H	Howard	89 49
LAST 12 Division I GAMES:															
64	H	Michigan	65 70	161	A	Illinois	69 59								
178	A	Wisconsin	71 53	62	H	Iowa	64 79								
125	H	Penn St.	54 73	5	A	Ohio St.	73 76								
11	H	Maryland	70 79	39	H	Indiana	84 91								
56	A	Rutgers	59 61	76	A	Minnesota	92 95								
76	H	Minnesota	106 112	11	A	Maryland	62 80								

Non-Div I Games:

Northwestern

■ Loss,
■ Non-Conf, S Site,
■ Home
■ Away
N Neutral

Average RPI Win:	262	WON-LOST	WINNING	LAST 10	STRENGTH OF	OPP. STRENGTH	TEAM	ADJ.	CONF.	ADJ CONF.
Average RPI Loss:	128	RECORD	PCT. RANK	GAMES	SCHEDULE	OF SCHEDULE	RPI	RPI	RPI	RPI
DIV. I ONLY	13- 10	134	6- 4	109	311	122	122	27	27	
DIV. I NON-CONF.	2- 5	253	0- 0	3	279	119	119	26	26	
TOTALS	RPI 1-25	RPI 26-50	W-L RECORDS	RPI 51-100	RPI 101-150	RPI 150+				
13- 10	0- 2	0- 0	OVERALL	0- 2	1- 2	12- 4				
9- 1	0- 0	0- 0	HOME	0- 0	0- 1	9- 0				
4- 8	0- 1	0- 0	AWAY	0- 0	1- 0	3- 0				
0- 1	0- 0	0- 0	NEUTRAL	0- 0	0- 1	0- 0				
2- 5	0- 2	0- 0	NON-CONFERENCE	0- 1	0- 1	2- 1				
2- 0	0- 0	0- 0	HOME	0- 0	0- 0	2- 0				
0- 4	0- 2	0- 0	AWAY	0- 1	0- 0	0- 1				
0- 1	0- 0	0- 0	NEUTRAL	0- 0	0- 1	0- 0				
11- 5	0- 0	0- 0	CONFERENCE	0- 1	1- 1	10- 3				
7- 1	0- 0	0- 0	HOME	0- 0	0- 1	7- 0				
4- 4	0- 0	0- 0	AWAY	0- 1	1- 0	3- 3				
0- 0	0- 0	0- 0	NEUTRAL	0- 0	0- 0	0- 0				

RPI 1-25				RPI 26-50				RPI 51-100				RPI 101+ Team's RPI: 122			
RPI	S	Opponent	Score	RPI	S	Opponent	Score	RPI	S	Opponent	Score	RPI	S	Opponent	Score
3	A	Baylor	44 86					74	A	Abilene Christian	46 67	114	A	Central Ark.	60 56
6	A	Texas	33 86					97	A	New Mexico St.	54 65	114	H	Central Ark.	49 74
												134	N	Long Beach St.	59 60
												156	A	McNeese St.	74 78
												156	H	McNeese St.	85 64
												179	A	SMU	36 74
												180	H	Grambling	71 62
												201	A	Stephen F. Austin	52 68
												227	H	Sam Houston St.	69 49
												245	H	Houston Baptist	55 44
												283	A	Lamar	73 51
												303	H	Jackson St.	59 54
												306	A	Southeastern La.	73 58
												306	H	Southeastern La.	82 62
												312	A	Nicholls St.	61 70
												312	H	Nicholls St.	66 62
												313	H	A&M-Corpus Christi	60 43
												331	H	New Orleans	70 53
												334	A	Incarinate Word	53 48
LAST 12 Division I GAMES:															
306	A	Southeastern La.	73 58	306	H	Southeastern La.	82 62								
331	H	New Orleans	70 53	114	H	Central Ark.	49 74								
312	H	Nicholls St.	66 62	156	A	McNeese St.	74 78								
156	H	McNeese St.	85 64	312	A	Nicholls St.	61 70								
114	A	Central Ark.	60 56	283	A	Lamar	73 51								
201	A	Stephen F. Austin	52 68	313	H	A&M-Corpus Christi	60 43								

Non-Div I Games: LeTourneau 73 44 Xavier (LA) 73 57 LSU-Alexandria 94 65 Central Baptist 86 56

Northwestern St.

Loss, Non-Conf, S Site, H Home A Away N Neutral

Notre Dame

Through Games Of Feb. 27, 2016

Average RPI Win:	88	WON-LOST	WINNING	LAST 10	STRENGTH OF	OPP. STRENGTH	TEAM	ADJ.	CONF.	ADJ CONF.
Average RPI Loss:	4	RECORD	PCT. RANK	GAMES	SCHEDULE	OF SCHEDULE	RPI	RPI	RPI	RPI
DIV. I ONLY	28- 1	3	10- 0	4	7	1	1	5	5	
DIV. I NON-CONF.	12- 1	9	1- 0	8	2	2	2	5	5	
TOTALS	RPI 1-25	RPI 26-50	W-L RECORDS	RPI 51-100	RPI 101-150	RPI 150+				
28- 1	7- 1	3- 0	OVERALL	7- 0	8- 0	3- 0				
14- 0	4- 0	3- 0	HOME	2- 0	4- 0	1- 0				
12- 1	2- 1	0- 0	AWAY	5- 0	4- 0	1- 0				
2- 0	1- 0	0- 0	NEUTRAL	0- 0	0- 0	1- 0				
12- 1	4- 1	1- 0	NON-CONFERENCE	3- 0	2- 0	2- 0				
6- 0	3- 0	1- 0	HOME	1- 0	1- 0	0- 0				
4- 1	0- 1	0- 0	AWAY	2- 0	1- 0	1- 0				
2- 0	1- 0	0- 0	NEUTRAL	0- 0	0- 0	1- 0				
16- 0	3- 0	2- 0	CONFERENCE	4- 0	6- 0	1- 0				
8- 0	1- 0	2- 0	HOME	1- 0	3- 0	1- 0				
8- 0	2- 0	0- 0	AWAY	3- 0	3- 0	0- 0				
0- 0	0- 0	0- 0	NEUTRAL	0- 0	0- 0	0- 0				

RPI	S	Opponent	Score	RPI	S	Opponent	Score	RPI	S	Opponent	Score	RPI	S	Opponent	Score
4	A	UConn	81 91	31	H	Tennessee	79 66	54	A	Duke	68 61	101	A	Saint Joseph's	91 55
5	H	Ohio St.	75 72	35	H	Miami (FL)	90 69	65	A	South Dakota St.	75 64	106	H	Toledo	74 39
9	H	Oregon St.	62 61	48	H	North Carolina St.	82 46	75	A	Georgia Tech	54 42	112	H	Virginia Tech	80 41
10	N	UCLA	92 84					75	H	Georgia Tech	85 76	116	A	Boston College	63 50
12	A	Louisville	66 61					83	A	TCU	88 72	116	H	Boston College	70 58
16	A	Florida St.	73 66					85	H	Bucknell	85 54	127	A	Wake Forest	86 52
17	H	Syracuse	90 62					96	A	Virginia	74 46	129	A	Pittsburgh	65 55
18	H	DePaul	95 90									130	H	North Carolina	88 54
												244	A	Valparaiso	110 54
												247	H	Clemson	71 52
												302	N	Denver	94 52
LAST 12 Division I GAMES:															
10	N	UCLA	92 84	12	A	Louisville	66 61								
116	H	Boston College	70 58	48	H	North Carolina St.	82 46								
247	H	Clemson	71 52	54	A	Duke	68 61								
16	A	Florida St.	73 66	75	A	Georgia Tech	54 42								
127	A	Wake Forest	86 52	112	H	Virginia Tech	80 41								
35	H	Miami (FL)	90 69	17	H	Syracuse	90 62								

Non-Div I Games:

Notre Dame

Loss, Non-Conf, S Site, H Home A Away N Neutral

Oakland

Through Games Of Feb. 27, 2016

Average RPI Win: 248	WON-LOST	WINNING	LAST 10	STRENGTH OF	OPP. STRENGTH	TEAM	ADJ.	CONF.	ADJ CONF.
Average RPI Loss: 148	RECORD	PCT. RANK	GAMES	SCHEDULE	OF SCHEDULE	RPI	RPI	RPI	RPI
DIV. I ONLY	12- 13	189	4- 6	280	176	217	217	14	14
DIV. I NON-CONF.	6- 3	99	0- 0	339	300	225	225	16	16
TOTALS	RPI 1-25	RPI 26-50	W-L RECORDS	RPI 51-100	RPI 101-150	RPI 150+			
12- 13	1- 1	0- 0	OVERALL	0- 1	0- 7	11- 4			
5- 6	0- 1	0- 0	HOME	0- 1	0- 3	5- 1			
7- 7	1- 0	0- 0	AWAY	0- 0	0- 4	6- 3			
0- 0	0- 0	0- 0	NEUTRAL	0- 0	0- 0	0- 0			
6- 3	0- 1	0- 0	NON-CONFERENCE	0- 1	0- 0	6- 1			
2- 2	0- 1	0- 0	HOME	0- 1	0- 0	2- 0			
4- 1	0- 0	0- 0	AWAY	0- 0	0- 0	4- 1			
0- 0	0- 0	0- 0	NEUTRAL	0- 0	0- 0	0- 0			
6- 10	1- 0	0- 0	CONFERENCE	0- 0	0- 7	5- 3			
3- 4	0- 0	0- 0	HOME	0- 0	0- 3	3- 1			
3- 6	1- 0	0- 0	AWAY	0- 0	0- 4	2- 2			
0- 0	0- 0	0- 0	NEUTRAL	0- 0	0- 0	0- 0			

RPI 1-25				RPI 26-50				RPI 51-100				RPI 101+ Team's RPI: 217			
RPI	S	Opponent	Score	RPI	S	Opponent	Score	RPI	S	Opponent	Score	RPI	S	Opponent	Score
19	H	Michigan St.	62 82					72	H	Central Mich.	87 110	103	A	Wright St.	63 79
21	A	Green Bay	58 56									103	H	Wright St.	72 77
												128	A	Youngstown St.	63 67
												128	H	Youngstown St.	77 96
												138	A	Northern Ky.	64 80
												138	H	Northern Ky.	71 75
												150	A	Milwaukee	64 77
												151	A	Detroit	79 73
												151	H	Detroit	77 82
												233	H	Dartmouth	78 60
												234	A	Ill.-Chicago	78 76
												234	H	Ill.-Chicago	78 73
												244	A	Valparaiso	66 81
												244	H	Valparaiso	87 77
												273	A	Cleveland St.	75 88
												273	H	Cleveland St.	79 69
												274	A	Miami (OH)	54 65
												289	A	Vermont	74 68
												299	A	Niagara	77 67
												315	H	IPFW	81 74
												340	A	Chicago St.	74 51
												347	A	Norfolk St.	83 73
LAST 12 Division I GAMES:															
151	H	Detroit	77 82	128	A	Youngstown St.	63 67								
138	A	Northern Ky.	64 80	150	A	Milwaukee	64 77								
103	A	Wright St.	63 79	21	A	Green Bay	58 56								
234	H	Ill.-Chicago	78 73	151	A	Detroit	79 73								
244	H	Valparaiso	87 77	103	H	Wright St.	72 77								
273	A	Cleveland St.	75 88	138	H	Northern Ky.	71 75								

Non-Div I Games: Rochester College 83 49 Mich.-Dearborn 123 38

Oakland

Loss, Non-Conf, S Site, H Home A Away N Neutral

Average RPI Win: 179	WON-LOST	WINNING	LAST 10	STRENGTH OF	OPP. STRENGTH	TEAM	ADJ.	CONF.	ADJ CONF.
Average RPI Loss: 102	RECORD	PCT. RANK	GAMES	SCHEDULE	OF SCHEDULE	RPI	RPI	RPI	RPI
DIV. I ONLY	22- 5	24	8- 2	151	110	43	43	11	11
DIV. I NON-CONF.	8- 3	77	0- 0	196	56	65	65	13	13
TOTALS	RPI 1-25	RPI 26-50	W-L RECORDS	RPI 51-100	RPI 101-150	RPI 150+			
22- 5	0- 1	1- 0	OVERALL	6- 1	4- 2	11- 1			
10- 1	0- 0	0- 0	HOME	3- 0	2- 1	5- 0			
8- 4	0- 0	0- 0	AWAY	2- 1	2- 0	4- 0			
4- 0	0- 0	1- 0	NEUTRAL	1- 0	0- 0	2- 0			
8- 3	0- 1	1- 0	NON-CONFERENCE	2- 1	0- 0	5- 1			
3- 0	0- 0	0- 0	HOME	1- 0	0- 0	2- 0			
1- 3	0- 1	0- 0	AWAY	0- 1	0- 0	1- 1			
4- 0	0- 0	1- 0	NEUTRAL	1- 0	0- 0	2- 0			
14- 2	0- 0	0- 0	CONFERENCE	4- 0	4- 2	6- 0			
7- 1	0- 0	0- 0	HOME	2- 0	2- 1	3- 0			
7- 1	0- 0	0- 0	AWAY	2- 0	2- 1	3- 0			
0- 0	0- 0	0- 0	NEUTRAL	0- 0	0- 0	0- 0			

RPI 1-25				RPI 26-50				Team's RPI: 43				RPI 51-100				RPI 101+			
RPI	S	Opponent	Score	RPI	S	Opponent	Score	RPI	S	Opponent	Score	RPI	S	Opponent	Score	RPI	S	Opponent	Score
24	A	Duquesne	47 64	39	N	Indiana	63 56	59	H	Middle Tenn.	72 49	106	A	Toledo	77 57				
								61	N	FGCU	69 57	120	A	Buffalo	43 51				
								66	A	Ball St.	68 67	120	H	Buffalo	58 70				
								66	H	Ball St.	73 48	124	A	Akron	101 73				
								72	H	Central Mich.	86 84	124	H	Akron	75 55				
								86	A	Eastern Mich.	71 64	137	H	Western Mich.	73 63				
								87	A	Vanderbilt	59 62	161	A	Illinois	53 62				
												164	N	East Carolina	64 61				
												252	A	Northern Ill.	72 47				
												252	H	Northern Ill.	95 70				
												256	A	UNCW	75 59				
												258	A	Bowling Green	72 57				
												261	H	Saint Francis (PA)	91 65				
												274	H	Miami (OH)	72 44				
												315	H	IPFW	79 52				
												322	A	Kent St.	93 54				
												322	H	Kent St.	86 52				
												325	N	Winthrop	75 54				
LAST 12 Division I GAMES:																			
120	H	Buffalo	58 70	120	A	Buffalo	43 51												
322	H	Kent St.	86 52	66	A	Ball St.	68 67												
124	A	Akron	101 73	124	H	Akron	75 55												
274	H	Miami (OH)	72 44	252	A	Northern Ill.	72 47												
106	A	Toledo	77 57	322	A	Kent St.	93 54												
252	H	Northern Ill.	95 70	72	H	Central Mich.	86 84												

Non-Div I Games:

Ohio

■ Loss,
■ Non-Conf,
■ S Site,
■ H Home
■ A Away
N Neutral

Average RPI Win: 102		WON-LOST	WINNING	LAST 10	STRENGTH OF	OPP. STRENGTH	TEAM	ADJ.	CONF.	ADJ CONF.
Average RPI Loss: 37		RECORD	PCT. RANK	GAMES	SCHEDULE	OF SCHEDULE	RPI	RPI	RPI	RPI
DIV. I ONLY		23- 6	27	8- 2	2	17	5	5	4	4
DIV. I NON-CONF.		8- 3	77	0- 0	5	32	7	7	4	4
TOTALS		RPI 1-25	RPI 26-50		W-L RECORDS		RPI 51-100	RPI 101-150	RPI 150+	
23- 6	4- 4	2- 0		OVERALL		8- 1	3- 1	6- 0		
14- 1	2- 1	2- 0		HOME		5- 0	1- 0	4- 0		
7- 5	1- 3	0- 0		AWAY		3- 1	1- 1	2- 0		
2- 0	1- 0	0- 0		NEUTRAL		0- 0	1- 0	0- 0		
8- 3	1- 3	1- 0		NON-CONFERENCE		2- 0	1- 0	3- 0		
5- 1	0- 1	1- 0		HOME		2- 0	0- 0	2- 0		
1- 2	0- 2	0- 0		AWAY		0- 0	0- 0	1- 0		
2- 0	1- 0	0- 0		NEUTRAL		0- 0	1- 0	0- 0		
15- 3	3- 1	1- 0		CONFERENCE		6- 1	2- 1	3- 0		
9- 0	2- 0	1- 0		HOME		3- 0	1- 0	2- 0		
6- 3	1- 1	0- 0		AWAY		3- 1	1- 1	1- 0		
0- 0	0- 0	0- 0		NEUTRAL		0- 0	0- 0	0- 0		

RPI	S	Opponent	Score	RPI	S	Opponent	Score	RPI	S	Opponent	Score	RPI	S	Opponent	Score
1	A	Notre Dame	72 75	33	H	Princeton	90 70	56	A	Rutgers	67 58	117	A	Northwestern	82 86
2	A	South Carolina	80 88	39	H	Indiana	97 70	56	H	Rutgers	90 78	117	H	Northwestern	76 73
4	H	UConn	56 100					57	H	Purdue	90 70	118	N	Liberty	75 65
11	A	Maryland	80 71					62	A	Iowa	98 81	125	A	Penn St.	77 63
11	H	Maryland	94 86					64	A	Michigan	97 93	161	A	Illinois	80 70
13	N	Texas A&M	95 80					76	A	Minnesota	88 90	161	H	Illinois	117 74
19	A	Michigan St.	105 107					92	H	Nebraska	96 70	178	H	Wisconsin	87 61
19	H	Michigan St.	85 80					93	H	Belmont	84 56	214	H	N.C. A&T	89 56
								96	H	Virginia	93 73	220	A	Cincinnati	105 76
												342	H	Wagner	106 47
LAST 12 Division I GAMES:															
19	A	Michigan St.	105 107	11	H	Maryland	94 86								
76	A	Minnesota	88 90	178	H	Wisconsin	87 61								
161	H	Illinois	117 74	161	A	Illinois	80 70								
92	H	Nebraska	96 70	117	H	Northwestern	76 73								
125	A	Penn St.	77 63	56	A	Rutgers	67 58								
62	A	Iowa	98 81	64	A	Michigan	97 93								

Non-Div I Games:

Ohio St.

■ Loss,
■ Non-Conf, S Site,
■ Home
■ Away
N Neutral

Average RPI Win:	131	WON-LOST	WINNING	LAST 10	STRENGTH OF	OPP. STRENGTH	TEAM	ADJ.	CONF.	ADJ CONF.
Average RPI Loss:	43	RECORD	PCT. RANK	GAMES	SCHEDULE	OF SCHEDULE	RPI	RPI	RPI	RPI
DIV. I ONLY	19- 9	75	6- 4	32	13	34	34	3	3	
DIV. I NON-CONF.	9- 2	37	0- 0	184	31	66	66	3	3	
TOTALS	RPI 1-25	RPI 26-50	W-L RECORDS	RPI 51-100	RPI 101-150	RPI 150+				
19- 9	2- 6	3- 2	OVERALL	3- 0	5- 0	6- 1				
11- 3	2- 2	2- 0	HOME	1- 0	3- 0	3- 1				
6- 5	0- 3	1- 2	AWAY	1- 0	1- 0	3- 0				
2- 1	0- 1	0- 0	NEUTRAL	1- 0	1- 0	0- 0				
9- 2	1- 1	1- 0	NON-CONFERENCE	1- 0	2- 0	4- 1				
4- 1	1- 0	0- 0	HOME	0- 0	1- 0	2- 1				
3- 0	0- 0	1- 0	AWAY	0- 0	0- 0	2- 0				
2- 1	0- 1	0- 0	NEUTRAL	1- 0	1- 0	0- 0				
10- 7	1- 5	2- 2	CONFERENCE	2- 0	3- 0	2- 0				
7- 2	1- 2	2- 0	HOME	1- 0	2- 0	1- 0				
3- 5	0- 3	0- 2	AWAY	1- 0	1- 0	1- 0				
0- 0	0- 0	0- 0	NEUTRAL	0- 0	0- 0	0- 0				

RPI S Opponent	Score	RPI S Opponent	Score	Team's RPI: 34	RPI S Opponent	Score	RPI S Opponent	Score
3 A Baylor	68 78	27 A West Virginia	55 63		77 N Utah	70 55	109 A Iowa St.	77 71
3 H Baylor	70 78	27 H West Virginia	57 54		83 A TCU	78 65	109 H Iowa St.	85 54
6 A Texas	76 83	32 A Washington	71 68		83 H TCU	77 64	116 N Boston College	76 61
6 H Texas	74 56	45 A Kansas St.	71 87				119 H Little Rock	65 52
13 N Texas A&M	68 74	45 H Kansas St.	68 58				140 H Texas Tech	92 53
15 H BYU	73 47						184 A Tulsa	75 62
25 A Oklahoma St.	42 73						226 A Kansas	72 66
25 H Oklahoma St.	69 71						226 H Kansas	67 44
							237 H North Texas	57 61
							260 H UTSA	80 41
							305 A Bradley	79 46
							325 H Winthrop	78 48
LAST 12 Division I GAMES:								
109 H Iowa St.	85 54	83 H TCU	77 64					
3 H Baylor	70 78	25 H Oklahoma St.	69 71					
226 A Kansas	72 66	109 A Iowa St.	77 71					
27 A West Virginia	55 63	27 H West Virginia	57 54					
6 H Texas	74 56	6 A Texas	76 83					
45 A Kansas St.	71 87	140 H Texas Tech	92 53					

Non-Div I Games:

Oklahoma

■ Loss,
■ Non-Conf,
■ S Site,
■ H Home
■ A Away
N Neutral

Average RPI Win:	146	WON-LOST	WINNING	LAST 10	STRENGTH OF	OPP. STRENGTH	TEAM	ADJ.	CONF.	ADJ CONF.
Average RPI Loss:	39	RECORD	PCT. RANK	GAMES	SCHEDULE	OF SCHEDULE	RPI	RPI	RPI	RPI
DIV. I ONLY	20- 8	64	6- 4	42	45	25	25	3	3	
DIV. I NON-CONF.	10- 1	19	0- 0	158	231	32	32	3	3	
TOTALS	RPI 1-25	RPI 26-50	W-L RECORDS	RPI 51-100	RPI 101-150	RPI 150+				
20- 8	1- 3	3- 3	OVERALL	3- 1	6- 1	7- 0				
15- 1	1- 1	2- 0	HOME	2- 0	5- 0	5- 0				
5- 7	0- 2	1- 3	AWAY	1- 1	1- 1	2- 0				
0- 0	0- 0	0- 0	NEUTRAL	0- 0	0- 0	0- 0				
10- 1	0- 0	0- 1	NON-CONFERENCE	2- 0	3- 0	5- 0				
8- 0	0- 0	0- 0	HOME	1- 0	3- 0	4- 0				
2- 1	0- 0	0- 1	AWAY	1- 0	0- 0	1- 0				
0- 0	0- 0	0- 0	NEUTRAL	0- 0	0- 0	0- 0				
10- 7	1- 3	3- 2	CONFERENCE	1- 1	3- 1	2- 0				
7- 1	1- 1	2- 0	HOME	1- 0	2- 0	1- 0				
3- 6	0- 2	1- 2	AWAY	0- 1	1- 1	1- 0				
0- 0	0- 0	0- 0	NEUTRAL	0- 0	0- 0	0- 0				

RPI	S	Opponent	Score	RPI	S	Opponent	Score	RPI	S	Opponent	Score	RPI	S	Opponent	Score
3	A	Baylor	41 66	27	A	West Virginia	48 82	83	A	TCU	65 79	109	A	Iowa St.	42 49
3	H	Baylor	52 45	27	H	West Virginia	63 51	83	H	TCU	80 52	109	H	Iowa St.	79 76
6	A	Texas	55 70	30	A	South Fla.	46 68	84	H	Washington St.	70 60	130	H	North Carolina	77 67
6	H	Texas	48 78	34	A	Oklahoma	71 69	94	A	Missouri St.	74 55	140	A	Texas Tech	69 46
				34	H	Oklahoma	73 42					140	H	Texas Tech	70 57
				45	A	Kansas St.	44 47					144	H	Oral Roberts	59 55
												148	H	SIUE	86 61
												209	H	UTRGV	78 54
												226	A	Kansas	74 46
												226	H	Kansas	71 49
												243	H	Texas Southern	87 52
												270	A	UCF	74 55
												283	H	Lamar	90 45
												292	H	Savannah St.	76 48
LAST 12 Division I GAMES:															
27	A	West Virginia	48 82	140	H	Texas Tech	70 57								
226	H	Kansas	71 49	34	A	Oklahoma	71 69								
83	A	TCU	65 79	83	H	TCU	80 52								
3	A	Baylor	41 66	226	A	Kansas	74 46								
27	H	West Virginia	63 51	109	H	Iowa St.	79 76								
6	A	Texas	55 70	34	H	Oklahoma	73 42								

Non-Div I Games:

Oklahoma St.

■ Loss,
 ■ Non-Conf,
 ■ S Site,
 ■ H Home
 ■ A Away
 N Neutral

Average RPI Win:	205	WON-LOST	WINNING	LAST 10	STRENGTH OF	OPP. STRENGTH	TEAM	ADJ.	CONF.	ADJ CONF.
Average RPI Loss:	122	RECORD	PCT. RANK	GAMES	SCHEDULE	OF SCHEDULE	RPI	RPI	RPI	RPI
DIV. I ONLY	12- 16	216	5- 5	86	145	154	154	12	12	
DIV. I NON-CONF.	4- 8	234	0- 0	143	234	215	215	10	10	
TOTALS	RPI 1-25	RPI 26-50	W-L RECORDS	RPI 51-100	RPI 101-150	RPI 150+				
12- 16	0- 2	0- 3	OVERALL	3- 2	0- 2	9- 7				
7- 4	0- 0	0- 2	HOME	1- 0	0- 0	6- 2				
5- 9	0- 1	0- 1	AWAY	2- 1	0- 1	3- 5				
0- 3	0- 1	0- 0	NEUTRAL	0- 1	0- 1	0- 0				
4- 8	0- 1	0- 1	NON-CONFERENCE	0- 2	0- 1	4- 3				
2- 2	0- 0	0- 1	HOME	0- 0	0- 0	2- 1				
2- 3	0- 0	0- 0	AWAY	0- 1	0- 0	2- 2				
0- 3	0- 1	0- 0	NEUTRAL	0- 1	0- 1	0- 0				
8- 8	0- 1	0- 2	CONFERENCE	3- 0	0- 1	5- 4				
5- 2	0- 0	0- 1	HOME	1- 0	0- 0	4- 1				
3- 6	0- 1	0- 1	AWAY	2- 0	0- 1	1- 3				
0- 0	0- 0	0- 0	NEUTRAL	0- 0	0- 0	0- 0				

RPI 1-25				RPI 26-50				RPI 51-100				RPI 101+ Team's RPI: 154			
RPI	S	Opponent	Score	RPI	S	Opponent	Score	RPI	S	Opponent	Score	RPI	S	Opponent	Score
11	N	Maryland	49 95	35	H	Miami (FL)	35 61	59	A	Middle Tenn.	61 58	129	N	Pittsburgh	58 67
23	A	UTEP	64 70	42	A	Western Ky.	51 68	65	N	South Dakota St.	39 71	149	A	UAB	55 58
				42	H	Western Ky.	74 85	78	A	Charlotte	71 59	155	H	Southern Miss.	53 45
								78	H	Charlotte	94 85	157	A	Marshall	62 80
								81	A	VCU	54 74	157	H	Marshall	77 55
												159	H	ETSU	52 56
												173	H	Louisiana Tech	51 69
												181	H	Fla. Atlantic	85 45
												197	A	William & Mary	64 75
												199	A	Richmond	57 62
												223	A	Rice	46 68
												237	A	North Texas	65 48
												241	H	Loyola Maryland	64 41
												260	A	UTSA	67 70
												285	A	UMES	69 52
												309	H	FIU	84 49
												333	A	Howard	83 64
												342	H	Wagner	71 57
LAST 12 Division I GAMES:															
260	A	UTSA	67 70	78	H	Charlotte	94 85								
23	A	UTEP	64 70	309	H	FIU	84 49								
157	H	Marshall	77 55	181	H	Fla. Atlantic	85 45								
42	H	Western Ky.	74 85	157	A	Marshall	62 80								
223	A	Rice	46 68	42	A	Western Ky.	51 68								
237	A	North Texas	65 48	59	A	Middle Tenn.	61 58								

Non-Div I Games:

Old Dominion

■ Loss,
■ Non-Conf, S Site,
■ Home
■ Away
N Neutral

Average RPI Win:	215	WON-LOST	WINNING	LAST 10	STRENGTH OF	OPP. STRENGTH	TEAM	ADJ.	CONF.	ADJ CONF.
Average RPI Loss:	57	RECORD	PCT. RANK	GAMES	SCHEDULE	OF SCHEDULE	RPI	RPI	RPI	RPI
DIV. I ONLY	10- 18	258	1- 9	37	74	165	165	2	2	
DIV. I NON-CONF.	8- 5	120	0- 0	250	320	200	200	2	2	

TOTALS	RPI 1-25	RPI 26-50	W-L RECORDS	RPI 51-100	RPI 101-150	RPI 150+				
10- 18	1- 6	1- 4	OVERALL	1- 4	1- 3	6- 1				
8- 9	1- 3	1- 2	HOME	1- 3	0- 1	5- 0				
2- 9	0- 3	0- 2	AWAY	0- 1	1- 2	1- 1				
0- 0	0- 0	0- 0	NEUTRAL	0- 0	0- 0	0- 0				
8- 5	0- 0	1- 0	NON-CONFERENCE	0- 3	1- 1	6- 1				
6- 3	0- 0	1- 0	HOME	0- 2	0- 1	5- 0				
2- 2	0- 0	0- 0	AWAY	0- 1	1- 0	1- 1				
0- 0	0- 0	0- 0	NEUTRAL	0- 0	0- 0	0- 0				
2- 13	1- 6	0- 4	CONFERENCE	1- 1	0- 2	0- 0				
2- 6	1- 3	0- 2	HOME	1- 1	0- 0	0- 0				
0- 7	0- 3	0- 2	AWAY	0- 0	0- 2	0- 0				
0- 0	0- 0	0- 0	NEUTRAL	0- 0	0- 0	0- 0				

RPI 1-25				RPI 26-50				RPI 51-100				RPI 101+ Team's RPI: 165			
RPI	S	Opponent	Score	RPI	S	Opponent	Score	RPI	S	Opponent	Score	RPI	S	Opponent	Score
2	A	South Carolina	62 81	26	A	Mississippi St.	51 79	59	A	Middle Tenn.	75 84	123	A	LSU	57 76
2	H	South Carolina	45 66	26	H	Mississippi St.	51 60	60	H	Auburn	60 65	133	H	La.-Lafayette	78 82
13	A	Texas A&M	58 81	28	H	Missouri	46 60	80	H	Tulane	59 61	146	A	Stony Brook	72 57
13	H	Texas A&M	48 62	31	A	Tennessee	51 57	87	H	Vanderbilt	55 52	147	A	Alabama	37 48
14	H	Kentucky	73 65	42	H	Western Ky.	59 53	94	H	Missouri St.	78 91	155	A	Southern Miss.	38 57
20	H	Florida	65 85									156	H	McNeese St.	96 56
22	A	Georgia	56 70									331	H	New Orleans	97 59
												341	H	Ark.-Pine Bluff	80 45
												342	A	Wagner	86 49
												346	H	Alabama A&M	103 42
												349	H	Mississippi Val.	97 61
LAST 12 Division I GAMES:															
				2	H	South Carolina	45 66	147	A	Alabama	37 48				
				26	H	Mississippi St.	51 60	28	H	Missouri	46 60				
				31	A	Tennessee	51 57	2	A	South Carolina	62 81				
				13	H	Texas A&M	48 62	14	H	Kentucky	73 65				
				60	H	Auburn	60 65	26	A	Mississippi St.	51 79				
				22	A	Georgia	56 70	13	A	Texas A&M	58 81				

Non-Div I Games:

Ole Miss

■ Loss,
 ■ Non-Conf,
 ■ S Site,
 ■ H Home
 ■ A Away
 N Neutral

Average RPI Win: 278	WON-LOST	WINNING	LAST 10	STRENGTH OF	OPP. STRENGTH	TEAM	ADJ.	CONF.	ADJ CONF.
Average RPI Loss: 146	RECORD	PCT. RANK	GAMES	SCHEDULE	OF SCHEDULE	RPI	RPI	RPI	RPI
DIV. I ONLY	12- 14	198	4- 6	299	227	257	257	18	18
DIV. I NON-CONF.	5- 5	160	0- 0	329	282	275	275	19	19
TOTALS	RPI 1-25	RPI 26-50	W-L RECORDS	RPI 51-100	RPI 101-150	RPI 150+			
12- 14	0- 0	0- 0	OVERALL	0- 4	1- 6	11- 4			
8- 5	0- 0	0- 0	HOME	0- 2	1- 2	7- 1			
3- 8	0- 0	0- 0	AWAY	0- 2	0- 4	3- 2			
1- 1	0- 0	0- 0	NEUTRAL	0- 0	0- 0	1- 1			
5- 5	0- 0	0- 0	NON-CONFERENCE	0- 0	0- 3	5- 2			
3- 2	0- 0	0- 0	HOME	0- 0	0- 1	3- 1			
1- 2	0- 0	0- 0	AWAY	0- 0	0- 2	1- 0			
1- 1	0- 0	0- 0	NEUTRAL	0- 0	0- 0	1- 1			
7- 9	0- 0	0- 0	CONFERENCE	0- 4	1- 3	6- 2			
5- 3	0- 0	0- 0	HOME	0- 2	1- 1	4- 0			
2- 6	0- 0	0- 0	AWAY	0- 2	0- 2	2- 2			
0- 0	0- 0	0- 0	NEUTRAL	0- 0	0- 0	0- 0			

RPI 1-25				RPI 26-50				RPI 51-100				RPI 101+				Team's RPI: 257	
RPI	S	Opponent	Score	RPI	S	Opponent	Score	RPI	S	Opponent	Score	RPI	S	Opponent	Score		
								58	A	South Dakota	76 82	111	A	North Dakota	52 67		
								58	H	South Dakota	55 70	113	A	IUPUI	59 75		
								65	A	South Dakota St.	58 68	113	H	IUPUI	57 54		
								65	H	South Dakota St.	47 65	142	H	Creighton	46 69		
												144	A	Oral Roberts	58 67		
												144	H	Oral Roberts	65 67		
												148	A	SIUE	86 90		
												204	H	Utah Valley	59 74		
												213	A	Indiana St.	51 50		
												230	A	Western Ill.	55 74		
												230	H	Western Ill.	79 66		
												245	N	Houston Baptist	51 64		
												270	H	UCF	75 60		
												296	H	UMKC	57 42		
												302	A	Denver	70 60		
												302	H	Denver	67 55		
												315	A	IPFW	60 58		
												315	H	IPFW	71 64		
												320	N	Illinois St.	60 56		
												323	A	North Dakota St.	67 74		
												323	H	North Dakota St.	77 52		
												339	H	Eastern Ill.	76 67		
LAST 12 Division I GAMES:																	
302	A	Denver	70 60	65	H	South Dakota St.	47 65										
144	A	Oral Roberts	58 67	230	A	Western Ill.	55 74										
113	H	IUPUI	57 54	315	A	IPFW	60 58										
323	A	North Dakota St.	67 74	144	H	Oral Roberts	65 67										
315	H	IPFW	71 64	302	H	Denver	67 55										
58	H	South Dakota	55 70	113	A	IUPUI	59 75										

Non-Div I Games: Midland 58 53 Waldorf 97 32

Omaha

■ Loss,
 ■ Non-Conf,
 ■ S Site,
 ■ H Home
 ■ A Away
 N Neutral

Oral Roberts

Through Games Of Feb. 27, 2016

Average RPI Win:	241	WON-LOST	WINNING	LAST 10	STRENGTH OF	OPP. STRENGTH	TEAM	ADJ.	CONF.	ADJ CONF.
Average RPI Loss:	115	RECORD	PCT. RANK	GAMES	SCHEDULE	OF SCHEDULE	RPI	RPI	RPI	RPI
DIV. I ONLY	12- 14	198	5- 5	149	149	144	144	18	18	
DIV. I NON-CONF.	2- 8	290	0- 0	92	12	174	174	19	19	
TOTALS	RPI 1-25	RPI 26-50	W-L RECORDS	RPI 51-100	RPI 101-150	RPI 150+				
12- 14	0- 2	0- 0	OVERALL	1- 6	1- 3	10- 3				
6- 3	0- 0	0- 0	HOME	1- 1	0- 2	5- 0				
6- 11	0- 2	0- 0	AWAY	0- 5	1- 1	5- 3				
0- 0	0- 0	0- 0	NEUTRAL	0- 0	0- 0	0- 0				
2- 8	0- 2	0- 0	NON-CONFERENCE	0- 3	0- 2	2- 1				
0- 1	0- 0	0- 0	HOME	0- 0	0- 1	0- 0				
2- 7	0- 2	0- 0	AWAY	0- 3	0- 1	2- 1				
0- 0	0- 0	0- 0	NEUTRAL	0- 0	0- 0	0- 0				
10- 6	0- 0	0- 0	CONFERENCE	1- 3	1- 1	8- 2				
6- 2	0- 0	0- 0	HOME	1- 1	0- 1	5- 0				
4- 4	0- 0	0- 0	AWAY	0- 2	1- 0	3- 2				
0- 0	0- 0	0- 0	NEUTRAL	0- 0	0- 0	0- 0				

RPI 1-25				RPI 26-50				RPI 51-100				RPI 101+ Team's RPI: 144			
RPI	S	Opponent	Score	RPI	S	Opponent	Score	RPI	S	Opponent	Score	RPI	S	Opponent	Score
3	A	Baylor	39 97					58	A	South Dakota	48 71	113	A	IUPUI	52 47
25	A	Oklahoma St.	55 59					58	H	South Dakota	60 56	113	H	IUPUI	54 57
								64	A	Michigan	44 61	119	H	Little Rock	52 66
								65	A	South Dakota St.	48 60	131	A	Arkansas	50 65
								65	H	South Dakota St.	50 68	184	A	Tulsa	59 53
								86	A	Eastern Mich.	69 77	226	A	Kansas	70 63
								94	A	Missouri St.	64 72	230	A	Western Ill.	61 72
												230	H	Western Ill.	79 55
												242	A	Grand Canyon	64 66
												257	A	Omaha	67 65
												257	H	Omaha	67 58
												302	A	Denver	59 56
												302	H	Denver	65 33
												315	A	IPFW	48 54
												315	H	IPFW	61 59
												323	A	North Dakota St.	52 42
												323	H	North Dakota St.	59 58
LAST 12 Division I GAMES:															
257	H	Omaha	67 58	323	H	North Dakota St.	59 58	113	H	IUPUI	54 57				
230	H	Western Ill.	79 55	65	H	South Dakota St.	50 68	302	H	Denver	65 33				
315	A	IPFW	48 54	58	A	South Dakota	48 71	257	A	Omaha	67 65				
58	A	South Dakota	48 71	65	A	South Dakota St.	48 60	315	H	IPFW	61 59				
65	A	South Dakota St.	48 60	302	A	Denver	59 56								
302	A	Denver	59 56												

Non-Div I Games: Lyon 49 68 Evangel 89 46

Oral Roberts

Loss, Non-Conf, S Site, H Home A Away N Neutral

Oregon

Through Games Of Feb. 27, 2016

Average RPI Win: 157	WON-LOST	WINNING	LAST 10	STRENGTH OF	OPP. STRENGTH	TEAM	ADJ.	CONF.	ADJ CONF.
Average RPI Loss: 23	RECORD	PCT. RANK	GAMES	SCHEDULE	OF SCHEDULE	RPI	RPI	RPI	RPI
DIV. I ONLY	20- 8	64	7- 3	126	2	70	70	1	1
DIV. I NON-CONF.	11- 0	1	0- 0	322	65	70	70	1	1
TOTALS	RPI 1-25	RPI 26-50	W-L RECORDS	RPI 51-100	RPI 101-150	RPI 150+			
20- 8	0- 6	2- 1	OVERALL	5- 1	3- 0	10- 0			
15- 4	0- 4	1- 0	HOME	3- 0	2- 0	9- 0			
5- 4	0- 2	1- 1	AWAY	2- 1	1- 0	1- 0			
0- 0	0- 0	0- 0	NEUTRAL	0- 0	0- 0	0- 0			
11- 0	0- 0	0- 0	NON-CONFERENCE	1- 0	2- 0	8- 0			
10- 0	0- 0	0- 0	HOME	1- 0	1- 0	8- 0			
1- 0	0- 0	0- 0	AWAY	0- 0	1- 0	0- 0			
0- 0	0- 0	0- 0	NEUTRAL	0- 0	0- 0	0- 0			
9- 8	0- 6	2- 1	CONFERENCE	4- 1	1- 0	2- 0			
5- 4	0- 4	1- 0	HOME	2- 0	1- 0	1- 0			
4- 4	0- 2	1- 1	AWAY	2- 1	0- 0	1- 0			
0- 0	0- 0	0- 0	NEUTRAL	0- 0	0- 0	0- 0			

RPI S	Opponent	Score	RPI S	Opponent	Score	RPI S	Opponent	Score	RPI S	Opponent	Score
7	H Arizona St.	58 63	32	A Washington	75 63	51	H UC Riverside	95 81	111	H North Dakota	77 51
8	H Stanford	62 64	44	A Southern California	67 74	77	A Utah	77 65	130	A North Carolina	79 77
9	A Oregon St.	33 60	44	H Southern California	69 60	77	H Utah	69 58	135	H Arizona	76 54
9	H Oregon St.	45 59				84	A Washington St.	73 48	166	H Hampton	86 51
10	A UCLA	69 80				89	A California	54 65	186	A Colorado	59 46
10	H UCLA	72 77				89	H California	69 59	186	H Colorado	77 70
									194	H San Jose St.	104 74
									204	H Utah Valley	79 68
									247	H Clemson	69 56
									262	H Seattle	82 62
									266	H UC Santa Barbara	79 51
									282	H Portland	93 52
									318	H Portland St.	122 59
LAST 12 Division I GAMES:											
89	A California	54 65	84	A Washington St.	73 48						
44	H Southern California	69 60	135	H Arizona	76 54						
10	H UCLA	72 77	7	H Arizona St.	58 63						
186	H Colorado	77 70	77	A Utah	77 65						
77	H Utah	69 58	186	A Colorado	59 46						
32	A Washington	75 63	89	H California	69 59						

Non-Div I Games:

Oregon

■ Loss,
 ■ Non-Conf, S Site,
 ■ Home
 ■ Away
 N Neutral

Average RPI Win:	109	WON-LOST	WINNING	LAST 10	STRENGTH OF	OPP. STRENGTH	TEAM	ADJ.	CONF.	ADJ CONF.
Average RPI Loss:	13	RECORD	PCT. RANK	GAMES	SCHEDULE	OF SCHEDULE	RPI	RPI	RPI	RPI
DIV. I ONLY	24- 4	18	9- 1	30	1	9	9	1	1	
DIV. I NON-CONF.	9- 2	37	0- 0	125	19	46	46	1	1	
TOTALS	RPI 1-25	RPI 26-50	W-L RECORDS	RPI 51-100	RPI 101-150	RPI 150+				
24- 4	3- 3	3- 1	OVERALL	9- 0	3- 0	6- 0				
14- 1	3- 0	1- 1	HOME	4- 0	2- 0	4- 0				
8- 3	0- 3	2- 0	AWAY	4- 0	0- 0	2- 0				
2- 0	0- 0	0- 0	NEUTRAL	1- 0	1- 0	0- 0				
9- 2	0- 1	0- 1	NON-CONFERENCE	3- 0	2- 0	4- 0				
5- 1	0- 0	0- 1	HOME	1- 0	1- 0	3- 0				
2- 1	0- 1	0- 0	AWAY	1- 0	0- 0	1- 0				
2- 0	0- 0	0- 0	NEUTRAL	1- 0	1- 0	0- 0				
15- 2	3- 2	3- 0	CONFERENCE	6- 0	1- 0	2- 0				
9- 0	3- 0	1- 0	HOME	3- 0	1- 0	1- 0				
6- 2	0- 2	2- 0	AWAY	3- 0	0- 0	1- 0				
0- 0	0- 0	0- 0	NEUTRAL	0- 0	0- 0	0- 0				

RPI 1-25				RPI 26-50				RPI 51-100				RPI 101+			
RPI	S	Opponent	Score	RPI	S	Opponent	Score	RPI	S	Opponent	Score	RPI	S	Opponent	Score
1	A	Notre Dame	61 62	31	H	Tennessee	50 53	51	H	UC Riverside	86 65	131	N	Arkansas	63 47
7	H	Arizona St.	67 44	32	A	Washington	61 53	70	A	Oregon	59 45	135	H	Arizona	71 43
8	A	Stanford	54 76	44	A	Southern California	57 49	70	H	Oregon	60 33	139	H	Idaho	69 44
8	H	Stanford	58 50	44	H	Southern California	76 52	73	N	Hofstra	73 50	186	A	Colorado	61 47
10	A	UCLA	51 71					77	A	Utah	62 53	186	H	Colorado	73 50
10	H	UCLA	64 54					77	H	Utah	72 53	193	H	Cal Poly	80 43
								84	A	Washington St.	54 45	219	H	CSU Bakersfield	75 51
								89	H	California	70 48	282	A	Portland	94 50
								91	A	Marquette	65 58	321	H	Longwood	110 45
LAST 12 Division I GAMES:															
8	A	Stanford	54 76	32	A	Washington	61 53								
10	H	UCLA	64 54	7	H	Arizona St.	67 44								
44	H	Southern California	76 52	135	H	Arizona	71 43								
77	H	Utah	72 53	186	A	Colorado	61 47								
186	H	Colorado	73 50	77	A	Utah	62 53								
84	A	Washington St.	54 45	8	H	Stanford	58 50								

Non-Div I Games:

Oregon St.

■ Loss,
■ Non-Conf, S Site,
■ Home
■ Away
N Neutral

Pacific

Through Games Of Feb. 27, 2016

Average RPI Win: 213	WON-LOST	WINNING	LAST 10	STRENGTH OF	OPP. STRENGTH	TEAM	ADJ.	CONF.	ADJ CONF.
Average RPI Loss: 111	RECORD	PCT. RANK	GAMES	SCHEDULE	OF SCHEDULE	RPI	RPI	RPI	RPI
DIV. I ONLY	12- 16	216	3- 7	122	116	163	163	8	8
DIV. I NON-CONF.	6- 4	125	0- 0	218	233	125	125	9	9
TOTALS	RPI 1-25	RPI 26-50	W-L RECORDS	RPI 51-100	RPI 101-150	RPI 150+			
12- 16	0- 2	0- 0	OVERALL	1- 7	2- 3	9- 4			
6- 6	0- 1	0- 0	HOME	1- 3	1- 1	4- 1			
6- 10	0- 0	0- 0	AWAY	0- 0	1- 0	5- 0			
0- 0	0- 0	0- 0	NEUTRAL	0- 0	0- 0	0- 0			
6- 4	0- 0	0- 0	NON-CONFERENCE	0- 0	1- 2	5- 2			
2- 1	0- 0	0- 0	HOME	0- 0	0- 1	2- 0			
4- 3	0- 0	0- 0	AWAY	0- 0	1- 1	3- 2			
0- 0	0- 0	0- 0	NEUTRAL	0- 0	0- 0	0- 0			
6- 12	0- 2	0- 0	CONFERENCE	1- 7	1- 1	4- 2			
4- 5	0- 1	0- 0	HOME	1- 3	1- 0	2- 1			
2- 7	0- 1	0- 0	AWAY	0- 4	0- 1	2- 1			
0- 0	0- 0	0- 0	NEUTRAL	0- 0	0- 0	0- 0			

RPI 1-25				RPI 26-50				RPI 51-100				RPI 101+ Team's RPI: 163			
RPI	S	Opponent	Score	RPI	S	Opponent	Score	RPI	S	Opponent	Score	RPI	S	Opponent	Score
15	A	BYU	62 79					52	A	St. Mary's (CA)	75 83	104	A	Gonzaga	61 68
15	H	BYU	57 67					52	H	St. Mary's (CA)	73 82	104	H	Gonzaga	84 83
								68	A	Santa Clara	52 76	130	A	North Carolina	66 63
								68	H	Santa Clara	60 66	134	H	Long Beach St.	60 68
								79	A	San Diego	56 69	135	A	Arizona	56 69
								79	H	San Diego	56 59	174	A	Montana	54 64
								99	A	San Francisco	71 81	189	A	Gardner-Webb	84 77
								99	H	San Francisco	70 57	190	A	UC Davis	66 53
												194	H	San Jose St.	81 69
												218	A	Utah St.	70 78
												219	A	CSU Bakersfield	80 74
												240	A	Loyola Marymount	88 96
												240	H	Loyola Marymount	60 63
												276	A	Pepperdine	92 64
												276	H	Pepperdine	65 62
												282	A	Portland	72 64
												282	H	Portland	87 38
												316	H	Nevada	74 52
LAST 12 Division I GAMES:															
68	H	Santa Clara	60 66	79	H	San Diego	56 59								
99	A	San Francisco	71 81	15	H	BYU	57 67								
104	H	Gonzaga	84 83	52	A	St. Mary's (CA)	75 83								
282	H	Portland	87 38	104	A	Gonzaga	61 68								
276	A	Pepperdine	92 64	282	A	Portland	72 64								
240	A	Loyola Marymount	88 96	52	H	St. Mary's (CA)	73 82								

Non-Div I Games: Stanislaus St. 74 61

Pacific

■ Loss,
 ■ Non-Conf, S Site,
 ■ Home
 ■ Away
 N Neutral

Average RPI Win:	180	WON-LOST	WINNING	LAST 10	STRENGTH OF	OPP. STRENGTH	TEAM	ADJ.	CONF.	ADJ CONF.
Average RPI Loss:	91	RECORD	PCT. RANK	GAMES	SCHEDULE	OF SCHEDULE	RPI	RPI	RPI	RPI
DIV. I ONLY	19- 4	21	8- 2	111	129	36	36	10	10	
DIV. I NON-CONF.	10- 3	61	2- 1	142	131	58	58	12	12	
TOTALS	RPI 1-25	RPI 26-50	W-L RECORDS	RPI 51-100	RPI 101-150	RPI 150+				
19- 4	0- 0	2- 1	OVERALL	3- 1	1- 1	13- 1				
10- 1	0- 0	2- 0	HOME	1- 1	0- 0	7- 0				
9- 3	0- 0	0- 1	AWAY	2- 0	1- 1	6- 1				
0- 0	0- 0	0- 0	NEUTRAL	0- 0	0- 0	0- 0				
10- 3	0- 0	1- 1	NON-CONFERENCE	2- 1	1- 1	6- 0				
5- 1	0- 0	1- 0	HOME	1- 1	0- 0	3- 0				
5- 2	0- 0	0- 1	AWAY	1- 0	1- 1	3- 0				
0- 0	0- 0	0- 0	NEUTRAL	0- 0	0- 0	0- 0				
9- 1	0- 0	1- 0	CONFERENCE	1- 0	0- 0	7- 1				
5- 0	0- 0	1- 0	HOME	0- 0	0- 0	4- 0				
4- 1	0- 0	0- 0	AWAY	1- 0	0- 0	3- 1				
0- 0	0- 0	0- 0	NEUTRAL	0- 0	0- 0	0- 0				

RPI 1-25				RPI 26-50				Team's RPI: 36		RPI 51-100				RPI 101+			
RPI	S	Opponent	Score	RPI	S	Opponent	Score		RPI	S	Opponent	Score	RPI	S	Opponent	Score	
				33	H	Princeton	50 48		54	H	Duke	50 57	101	A	Saint Joseph's	46 50	
				46	H	Colorado St.	49 48		63	A	Temple	60 54	121	A	Hawaii	64 54	
				49	A	Villanova	46 66		82	H	Drexel	72 67	158	A	Cornell	46 51	
									100	A	Harvard	68 48	158	H	Cornell	65 50	
													162	A	Yale	77 59	
													162	H	Yale	68 49	
													169	A	UMBC	81 46	
													215	A	Brown	69 59	
													215	H	Brown	66 49	
													221	H	Navy	57 43	
													233	A	Dartmouth	56 41	
													236	H	Columbia	71 51	
													254	A	New Hampshire	67 60	
													275	A	La Salle	78 68	
													327	H	Lafayette	54 37	
													342	H	Wagner	78 50	
LAST 12 Division I GAMES:																	
				158	A	Cornell	46 51		100	A	Harvard	68 48					
				162	A	Yale	77 59		215	H	Brown	66 49					
				215	A	Brown	69 59		162	H	Yale	68 49					
				158	H	Cornell	65 50		49	A	Villanova	46 66					
				236	H	Columbia	71 51		63	A	Temple	60 54					
				233	A	Dartmouth	56 41		275	A	La Salle	78 68					

Non-Div I Games: BYU-Hawaii 73 41

Penn

Average RPI Win:	143	WON-LOST	WINNING	LAST 10	STRENGTH OF	OPP. STRENGTH	TEAM	ADJ.	CONF.	ADJ CONF.
Average RPI Loss:	71	RECORD	PCT. RANK	GAMES	SCHEDULE	OF SCHEDULE	RPI	RPI	RPI	RPI
DIV. I ONLY	11- 18	247	3- 7	23	37	125	125	4	4	
DIV. I NON-CONF.	5- 6	180	0- 1	60	117	155	155	4	4	
TOTALS	RPI 1-25	RPI 26-50	W-L RECORDS	RPI 51-100	RPI 101-150	RPI 150+				
11- 18	1- 4	0- 4	OVERALL	2- 7	3- 1	5- 2				
7- 8	0- 3	0- 0	HOME	1- 4	2- 1	4- 0				
4- 9	1- 0	0- 4	AWAY	1- 3	1- 0	1- 2				
0- 1	0- 1	0- 0	NEUTRAL	0- 0	0- 0	0- 0				
5- 6	0- 1	0- 3	NON-CONFERENCE	0- 0	1- 1	4- 1				
5- 1	0- 0	0- 0	HOME	0- 0	1- 1	4- 0				
0- 4	0- 0	0- 3	AWAY	0- 0	0- 0	0- 1				
0- 1	0- 1	0- 0	NEUTRAL	0- 0	0- 0	0- 0				
6- 12	1- 3	0- 1	CONFERENCE	2- 7	2- 0	1- 1				
2- 7	0- 3	0- 0	HOME	1- 4	1- 0	0- 0				
4- 5	1- 0	0- 1	AWAY	1- 3	1- 0	1- 1				
0- 0	0- 0	0- 0	NEUTRAL	0- 0	0- 0	0- 0				

RPI S	Opponent	Score	RPI S	Opponent	Score	RPI S	Opponent	Score	RPI S	Opponent	Score	Team's RPI: 125
5	H Ohio St.	63 77	30	A South Fla.	79 101	56	H Rutgers	62 74	112	H Virginia Tech	59 64	
11	H Maryland	53 89	31	A Tennessee	66 74	57	H Purdue	78 88	117	A Northwestern	73 54	
15	N BYU	51 63	38	A St. Bonaventure	60 70	62	A Iowa	82 69	117	H Northwestern	79 72	
19	A Michigan St.	65 61	39	A Indiana	55 76	62	H Iowa	81 68	128	H Youngstown St.	68 51	
19	H Michigan St.	55 71				64	A Michigan	73 78	161	A Illinois	65 56	
						64	H Michigan	87 91	168	H Fordham	75 59	
						76	A Minnesota	85 98	178	A Wisconsin	62 82	
						92	A Nebraska	69 87	202	H Sacred Heart	83 46	
						92	H Nebraska	78 83	250	H Holy Cross	86 82	
									284	H Central Conn. St.	73 47	
									297	A CSUN	73 81	
LAST 12 Division I GAMES:												
15	N BYU	51 63	19	A Michigan St.	65 61							
39	A Indiana	55 76	56	H Rutgers	62 74							
62	H Iowa	81 68	92	A Nebraska	69 87							
64	A Michigan	73 78	57	H Purdue	78 88							
117	A Northwestern	73 54	11	H Maryland	53 89							
5	H Ohio St.	63 77	161	A Illinois	65 56							

Non-Div I Games:

Penn St.

■ Loss,
■ Non-Conf,
■ S Site,
■ H Home
■ A Away
N Neutral

Pepperdine

Through Games Of Feb. 27, 2016

Average RPI Win:	243	WON-LOST	WINNING	LAST 10	STRENGTH OF	OPP. STRENGTH	TEAM	ADJ.	CONF.	ADJ CONF.
Average RPI Loss:	125	RECORD	PCT. RANK	GAMES	SCHEDULE	OF SCHEDULE	RPI	RPI	RPI	RPI
DIV. I ONLY	6- 22	306	1- 9	125	122	276	276	8	8	
DIV. I NON-CONF.	4- 6	201	0- 1	243	291	240	240	9	9	
TOTALS	RPI 1-25	RPI 26-50	W-L RECORDS	RPI 51-100	RPI 101-150	RPI 150+				
6- 22	0- 2	0- 0	OVERALL	1- 9	0- 2	5- 9				
5- 8	0- 1	0- 0	HOME	1- 3	0- 1	4- 3				
1- 13	0- 1	0- 0	AWAY	0- 6	0- 1	1- 5				
0- 1	0- 0	0- 0	NEUTRAL	0- 0	0- 0	0- 1				
4- 6	0- 0	0- 0	NON-CONFERENCE	0- 2	0- 0	4- 4				
3- 1	0- 0	0- 0	HOME	0- 0	0- 0	3- 1				
1- 4	0- 0	0- 0	AWAY	0- 2	0- 0	1- 2				
0- 1	0- 0	0- 0	NEUTRAL	0- 0	0- 0	0- 1				
2- 16	0- 2	0- 0	CONFERENCE	1- 7	0- 2	1- 5				
2- 7	0- 1	0- 0	HOME	1- 3	0- 1	1- 2				
0- 9	0- 1	0- 0	AWAY	0- 4	0- 1	0- 3				
0- 0	0- 0	0- 0	NEUTRAL	0- 0	0- 0	0- 0				

RPI 1-25				RPI 26-50				RPI 51-100				RPI 101+ Team's RPI: 276			
RPI	S	Opponent	Score	RPI	S	Opponent	Score	RPI	S	Opponent	Score	RPI	S	Opponent	Score
15	A	BYU	64 69					52	A	St. Mary's (CA)	72 88	104	A	Gonzaga	39 56
15	H	BYU	66 77					52	H	St. Mary's (CA)	62 58	104	H	Gonzaga	57 74
								53	A	Albany (NY)	49 64	163	A	Pacific	62 65
								67	A	Army West Point	53 63	163	H	Pacific	64 92
								68	A	Santa Clara	50 84	182	A	New Mexico	52 60
								68	H	Santa Clara	60 62	187	N	George Mason	63 71
								79	A	San Diego	55 74	193	H	Cal Poly	47 61
								79	H	San Diego	54 70	203	A	UNLV	63 83
								99	A	San Francisco	75 99	219	A	CSU Bakersfield	76 73
								99	H	San Francisco	74 81	240	A	Loyola Marymount	69 79
												240	H	Loyola Marymount	77 83
												266	H	UC Santa Barbara	71 69
												282	A	Portland	79 81
												282	H	Portland	74 62
												302	H	Denver	64 60
												337	H	Cal St. Fullerton	81 75
LAST 12 Division I GAMES:															
187	N	George Mason	63 71	104	A	Gonzaga	39 56								
240	H	Loyola Marymount	77 83	282	A	Portland	79 81								
68	A	Santa Clara	50 84	15	H	BYU	66 77								
99	A	San Francisco	75 99	79	H	San Diego	54 70								
163	H	Pacific	64 92	15	A	BYU	64 69								
52	H	St. Mary's (CA)	62 58	79	A	San Diego	55 74								

Non-Div I Games: Alas. Anchorage 61 94

Pepperdine

Loss, Non-Conf, S Site, H Home A Away N Neutral

Average RPI Win:	234	WON-LOST	WINNING	LAST 10	STRENGTH OF	OPP. STRENGTH	TEAM	ADJ.	CONF.	ADJ CONF.
Average RPI Loss:	45	RECORD	PCT. RANK	GAMES	SCHEDULE	OF SCHEDULE	RPI	RPI	RPI	RPI
DIV. I ONLY	12- 16	216	4- 6	51	71	129	129	5	5	
DIV. I NON-CONF.	8- 5	120	0- 0	154	253	140	140	5	5	
TOTALS	RPI 1-25	RPI 26-50	W-L RECORDS	RPI 51-100	RPI 101-150	RPI 150+				
12- 16	0- 7	0- 3	OVERALL	1- 4	2- 2	9- 0				
6- 9	0- 5	0- 1	HOME	0- 2	0- 1	6- 0				
5- 5	0- 1	0- 2	AWAY	1- 1	2- 1	2- 0				
1- 2	0- 1	0- 0	NEUTRAL	0- 1	0- 0	1- 0				
8- 5	0- 2	0- 1	NON-CONFERENCE	0- 2	0- 0	8- 0				
6- 1	0- 1	0- 0	HOME	0- 0	0- 0	6- 0				
1- 2	0- 0	0- 1	AWAY	0- 1	0- 0	1- 0				
1- 2	0- 1	0- 0	NEUTRAL	0- 1	0- 0	1- 0				
4- 11	0- 5	0- 2	CONFERENCE	1- 2	2- 2	1- 0				
0- 8	0- 4	0- 1	HOME	0- 2	0- 1	0- 0				
4- 3	0- 1	0- 1	AWAY	1- 0	2- 1	1- 0				
0- 0	0- 0	0- 0	NEUTRAL	0- 0	0- 0	0- 0				

RPI 1-25				RPI 26-50				RPI 51-100				RPI 101+				Team's RPI: 129	
RPI	S	Opponent	Score	RPI	S	Opponent	Score	RPI	S	Opponent	Score	RPI	S	Opponent	Score		
1	H	Notre Dame	55 65	33	A	Princeton	47 61	54	H	Duke	48 70	112	A	Virginia Tech	59 48		
11	N	Maryland	49 70	35	A	Miami (FL)	55 79	64	A	Michigan	45 82	116	A	Boston College	43 54		
12	H	Louisville	61 84	48	H	North Carolina St.	76 78	65	N	South Dakota St.	54 55	127	H	Wake Forest	49 60		
16	H	Florida St.	55 66					75	H	Georgia Tech	60 66	130	A	North Carolina	76 60		
17	A	Syracuse	48 71					96	A	Virginia	58 55	154	N	Old Dominion	67 58		
17	H	Syracuse	56 70									247	A	Clemson	59 56		
24	H	Duquesne	65 79									250	H	Holy Cross	56 50		
												261	A	Saint Francis (PA)	74 59		
												279	H	American	76 58		
												293	H	Rider	75 44		
												319	H	Mt. St. Mary's	74 57		
												330	H	Delaware St.	77 43		
												342	H	Wagner	67 41		
LAST 12 Division I GAMES:																	
				75	H	Georgia Tech	60 66	247	A	Clemson	59 56						
				17	H	Syracuse	56 70	54	H	Duke	48 70						
				130	A	North Carolina	76 60	96	A	Virginia	58 55						
				112	A	Virginia Tech	59 48	116	A	Boston College	43 54						
				12	H	Louisville	61 84	16	H	Florida St.	55 66						
				127	H	Wake Forest	49 60	17	A	Syracuse	48 71						

Non-Div I Games:

Pittsburgh

■ Loss,
■ Non-Conf,
■ S Site,
■ H Home
■ A Away
N Neutral

Average RPI Win: 297	WON-LOST	WINNING	LAST 10	STRENGTH OF	OPP. STRENGTH	TEAM	ADJ.	CONF.	ADJ CONF.
Average RPI Loss: 122	RECORD	PCT. RANK	GAMES	SCHEDULE	OF SCHEDULE	RPI	RPI	RPI	RPI
DIV. I ONLY	2- 26	347	1- 9	63	131	282	282	8	8
DIV. I NON-CONF.	1- 9	325	0- 0	66	274	263	263	9	9
TOTALS	RPI 1-25	RPI 26-50	W-L RECORDS	RPI 51-100	RPI 101-150	RPI 150+			
2- 26	0- 3	0- 1	OVERALL	0- 9	0- 3	2- 10			
1- 13	0- 2	0- 0	HOME	0- 4	0- 1	1- 6			
1- 13	0- 1	0- 1	AWAY	0- 5	0- 2	1- 4			
0- 0	0- 0	0- 0	NEUTRAL	0- 0	0- 0	0- 0			
1- 9	0- 1	0- 1	NON-CONFERENCE	0- 1	0- 1	1- 5			
0- 5	0- 1	0- 0	HOME	0- 0	0- 0	0- 4			
1- 4	0- 0	0- 1	AWAY	0- 1	0- 1	1- 1			
0- 0	0- 0	0- 0	NEUTRAL	0- 0	0- 0	0- 0			
1- 17	0- 2	0- 0	CONFERENCE	0- 8	0- 2	1- 5			
1- 8	0- 1	0- 0	HOME	0- 4	0- 1	1- 2			
0- 9	0- 1	0- 0	AWAY	0- 4	0- 1	0- 3			
0- 0	0- 0	0- 0	NEUTRAL	0- 0	0- 0	0- 0			

RPI 1-25				RPI 26-50				RPI 51-100				RPI 101+ Team's RPI: 282			
RPI	S	Opponent	Score	RPI	S	Opponent	Score	RPI	S	Opponent	Score	RPI	S	Opponent	Score
9	H	Oregon St.	50 94	32	A	Washington	65 83	52	A	St. Mary's (CA)	53 95	104	A	Gonzaga	51 86
15	A	BYU	66 78					52	H	St. Mary's (CA)	51 78	104	H	Gonzaga	63 71
15	H	BYU	59 84					68	A	Santa Clara	47 66	141	A	Montana St.	57 86
								68	H	Santa Clara	45 67	152	H	Boise St.	49 89
								70	A	Oregon	52 93	163	A	Pacific	38 87
								79	A	San Diego	43 71	163	H	Pacific	64 72
								79	H	San Diego	67 77	174	A	Montana	67 90
								99	A	San Francisco	69 90	190	H	UC Davis	47 72
								99	H	San Francisco	63 82	196	H	Weber St.	55 57
												240	A	Loyola Marymount	52 62
												240	H	Loyola Marymount	62 77
												276	A	Pepperdine	62 74
												276	H	Pepperdine	81 79
												297	H	CSUN	62 68
												318	A	Portland St.	69 53
LAST 12 Division I GAMES:															
79	H	San Diego	67 77	276	H	Pepperdine	81 79								
15	H	BYU	59 84	68	A	Santa Clara	47 66								
52	A	St. Mary's (CA)	53 95	99	A	San Francisco	69 90								
163	A	Pacific	38 87	52	H	St. Mary's (CA)	51 78								
104	A	Gonzaga	51 86	163	H	Pacific	64 72								
240	H	Loyola Marymount	62 77	15	A	BYU	66 78								

Non-Div I Games: Willamette 73 54

Portland

■ Loss,
 ■ Non-Conf, S Site,
 ■ Home
 ■ Away
 N Neutral

Average RPI Win:	240	WON-LOST	WINNING	LAST 10	STRENGTH OF	OPP. STRENGTH	TEAM	ADJ.	CONF.	ADJ CONF.
Average RPI Loss:	174	RECORD	PCT. RANK	GAMES	SCHEDULE	OF SCHEDULE	RPI	RPI	RPI	RPI
DIV. I ONLY	2- 23	344	1- 9	96	314	318	318	20	20	
DIV. I NON-CONF.	1- 8	320	0- 0	237	277	333	333	23	23	
TOTALS	RPI 1-25	RPI 26-50	W-L RECORDS	RPI 51-100	RPI 101-150	RPI 150+				
2- 23	0- 0	0- 0	OVERALL	0- 3	0- 6	2- 14				
2- 11	0- 0	0- 0	HOME	0- 0	0- 3	2- 8				
0- 12	0- 0	0- 0	AWAY	0- 3	0- 3	0- 6				
0- 0	0- 0	0- 0	NEUTRAL	0- 0	0- 0	0- 0				
1- 8	0- 0	0- 0	NON-CONFERENCE	0- 3	0- 1	1- 4				
1- 3	0- 0	0- 0	HOME	0- 0	0- 0	1- 3				
0- 5	0- 0	0- 0	AWAY	0- 3	0- 1	0- 1				
0- 0	0- 0	0- 0	NEUTRAL	0- 0	0- 0	0- 0				
1- 15	0- 0	0- 0	CONFERENCE	0- 0	0- 5	1- 10				
1- 8	0- 0	0- 0	HOME	0- 0	0- 3	1- 5				
0- 7	0- 0	0- 0	AWAY	0- 0	0- 2	0- 5				
0- 0	0- 0	0- 0	NEUTRAL	0- 0	0- 0	0- 0				

RPI 1-25				RPI 26-50				RPI 51-100				RPI 101+				Team's RPI: 318	
RPI	S	Opponent	Score	RPI	S	Opponent	Score	RPI	S	Opponent	Score	RPI	S	Opponent	Score		
								58	A	South Dakota	61	103	111	H	North Dakota	62	75
								65	A	South Dakota St.	65	74	134	A	Long Beach St.	71	89
								70	A	Oregon	59	122	139	A	Idaho	63	84
												139	H	Idaho	65	94	
												141	A	Montana St.	64	74	
												141	H	Montana St.	59	106	
												174	A	Montana	57	76	
												174	H	Montana	58	79	
												175	A	Sacramento St.	91	132	
												175	H	Sacramento St.	78	126	
												183	A	Eastern Wash.	57	70	
												183	H	Eastern Wash.	81	79	
												185	H	Northern Colo.	59	70	
												190	H	UC Davis	70	82	
												196	A	Weber St.	73	102	
												196	H	Weber St.	58	75	
												232	A	Idaho St.	70	71	
												232	H	Idaho St.	42	64	
												262	H	Seattle	64	85	
												282	H	Portland	53	69	
												297	H	CSUN	83	77	
												337	A	Cal St. Fullerton	69	84	
LAST 12 Division I GAMES:																	
				185	H	Northern Colo.	59	70		174	A	Montana	57	76			
				111	H	North Dakota	62	75		141	A	Montana St.	64	74			
				183	A	Eastern Wash.	57	70		139	H	Idaho	65	94			
				139	A	Idaho	63	84		183	H	Eastern Wash.	81	79			
				196	H	Weber St.	58	75		175	H	Sacramento St.	78	126			
				232	H	Idaho St.	42	64		232	A	Idaho St.	70	71			

Non-Div I Games: Warner Pacific 64 76 Corban 90 76

Portland St.

Loss, Non-Conf, S Site, H Home A Away N Neutral

Average RPI Win:	308	WON-LOST	WINNING	LAST 10	STRENGTH OF	OPP. STRENGTH	TEAM	ADJ.	CONF.	ADJ CONF.
Average RPI Loss:	198	RECORD	PCT. RANK	GAMES	SCHEDULE	OF SCHEDULE	RPI	RPI	RPI	RPI
DIV. I ONLY	11- 12	191	6- 4	339	340	272	272	32	32	
DIV. I NON-CONF.	3- 5	218	0- 0	292	116	220	220	31	31	
TOTALS	RPI 1-25	RPI 26-50	W-L RECORDS	RPI 51-100	RPI 101-150	RPI 150+				
11- 12	0- 1	0- 0	OVERALL	0- 2	0- 0	11- 9				
5- 4	0- 0	0- 0	HOME	0- 0	0- 0	5- 4				
6- 7	0- 1	0- 0	AWAY	0- 0	0- 0	6- 0				
0- 1	0- 0	0- 0	NEUTRAL	0- 0	0- 0	0- 1				
3- 5	0- 1	0- 0	NON-CONFERENCE	0- 2	0- 0	3- 2				
1- 0	0- 0	0- 0	HOME	0- 0	0- 0	1- 0				
2- 4	0- 1	0- 0	AWAY	0- 2	0- 0	2- 1				
0- 1	0- 0	0- 0	NEUTRAL	0- 0	0- 0	0- 1				
8- 7	0- 0	0- 0	CONFERENCE	0- 0	0- 0	8- 7				
4- 4	0- 0	0- 0	HOME	0- 0	0- 0	4- 4				
4- 3	0- 0	0- 0	AWAY	0- 0	0- 0	4- 3				
0- 0	0- 0	0- 0	NEUTRAL	0- 0	0- 0	0- 0				

RPI 1-25				RPI 26-50				RPI 51-100				RPI 101+ Team's RPI: 272			
RPI	S	Opponent	Score	RPI	S	Opponent	Score	RPI	S	Opponent	Score	RPI	S	Opponent	Score
13	A	Texas A&M	30 88					75	A	Georgia Tech	48 96	167	H	Southern U.	55 65
								83	A	TCU	60 69	173	A	Louisiana Tech	77 68
												180	A	Grambling	66 69
												180	H	Grambling	44 51
												243	A	Texas Southern	65 72
												243	H	Texas Southern	43 50
												280	A	Alabama St.	54 65
												280	H	Alabama St.	63 60
												283	H	Lamar	80 72
												288	A	Wichita St.	36 64
												303	A	Jackson St.	62 52
												303	H	Jackson St.	67 77
												311	H	Alcorn	58 54
												312	A	Nicholls St.	81 70
												323	N	North Dakota St.	58 79
												341	A	Ark.-Pine Bluff	70 66
												341	H	Ark.-Pine Bluff	70 55
												346	A	Alabama A&M	67 52
												349	A	Mississippi Val.	81 50
												349	H	Mississippi Val.	80 57
LAST 12 Division I GAMES:															
280	H	Alabama St.	63 60	280	A	Alabama St.	54 65								
349	A	Mississippi Val.	81 50	346	A	Alabama A&M	67 52								
341	A	Ark.-Pine Bluff	70 66	349	H	Mississippi Val.	80 57								
303	H	Jackson St.	67 77	341	H	Ark.-Pine Bluff	70 55								
180	H	Grambling	44 51	303	A	Jackson St.	62 52								
243	H	Texas Southern	43 50	180	A	Grambling	66 69								

Non-Div I Games: Howard Payne 86 46

Prairie View

Loss, Non-Conf, S Site, H Home A Away N Neutral

Presbyterian

Through Games Of Feb. 27, 2016

Average RPI Win:	277	WON-LOST	WINNING	LAST 10	STRENGTH OF	OPP. STRENGTH	TEAM	ADJ.	CONF.	ADJ CONF.
Average RPI Loss:	183	RECORD	PCT. RANK	GAMES	SCHEDULE	OF SCHEDULE	RPI	RPI	RPI	RPI
DIV. I ONLY	13- 11	150	6- 4	326	283	228	228	28	28	
DIV. I NON-CONF.	1- 5	304	0- 0	340	95	343	343	29	29	
TOTALS	RPI 1-25	RPI 26-50	W-L RECORDS	RPI 51-100	RPI 101-150	RPI 150+				
13- 11	0- 0	0- 0	OVERALL	0- 1	1- 3	12- 7				
9- 2	0- 0	0- 0	HOME	0- 0	1- 1	8- 1				
4- 9	0- 0	0- 0	AWAY	0- 1	0- 2	4- 6				
0- 0	0- 0	0- 0	NEUTRAL	0- 0	0- 0	0- 0				
1- 5	0- 0	0- 0	NON-CONFERENCE	0- 1	0- 1	1- 3				
1- 0	0- 0	0- 0	HOME	0- 0	0- 0	1- 0				
0- 5	0- 0	0- 0	AWAY	0- 1	0- 1	0- 3				
0- 0	0- 0	0- 0	NEUTRAL	0- 0	0- 0	0- 0				
12- 6	0- 0	0- 0	CONFERENCE	0- 0	1- 2	11- 4				
8- 2	0- 0	0- 0	HOME	0- 0	1- 1	7- 1				
4- 4	0- 0	0- 0	AWAY	0- 0	0- 1	4- 3				
0- 0	0- 0	0- 0	NEUTRAL	0- 0	0- 0	0- 0				

RPI 1-25				RPI 26-50				RPI 51-100				RPI 101+				Team's RPI: 228	
RPI	S	Opponent	Score	RPI	S	Opponent	Score	RPI	S	Opponent	Score	RPI	S	Opponent	Score		
								87	A	Vanderbilt	38	56	112	A	Virginia Tech	44	58
												118	H	Liberty	60	42	
												136	A	UNC Asheville	59	68	
												136	H	UNC Asheville	63	72	
												164	A	East Carolina	57	84	
												186	A	Colorado	60	72	
												189	A	Gardner-Webb	40	51	
												189	H	Gardner-Webb	60	53	
												200	H	Radford	53	64	
												249	A	High Point	47	61	
												249	H	High Point	82	70	
												269	A	Campbell	69	45	
												269	H	Campbell	64	54	
												271	A	Coastal Caro.	47	60	
												271	H	Coastal Caro.	66	42	
												286	A	Kennesaw St.	47	49	
												298	A	Charleston So.	63	49	
												298	H	Charleston So.	52	37	
												321	A	Longwood	59	38	
												321	H	Longwood	75	49	
												325	A	Winthrop	59	48	
												325	H	Winthrop	77	44	
												348	H	N.C. Central	60	50	
LAST 12 Division I GAMES:																	
325	H	Winthrop	77	44	321	H	Longwood	75	49								
271	A	Coastal Caro.	47	60	189	H	Gardner-Webb	60	53								
269	H	Campbell	64	54	136	A	UNC Asheville	59	68								
189	A	Gardner-Webb	40	51	271	H	Coastal Caro.	66	42								
298	H	Charleston So.	52	37	269	A	Campbell	69	45								
249	A	High Point	47	61	325	A	Winthrop	59	48								

Non-Div I Games: Warren Wilson 95 56 Columbia (SC) 104 37 Brevard 70 53

Presbyterian

Loss, Non-Conf, S Site, H Home A Away N Neutral

Average RPI Win:	192	WON-LOST	WINNING	LAST 10	STRENGTH OF	OPP. STRENGTH	TEAM	ADJ.	CONF.	ADJ CONF.
Average RPI Loss:	35	RECORD	PCT. RANK	GAMES	SCHEDULE	OF SCHEDULE	RPI	RPI	RPI	RPI
DIV. I ONLY	21- 4	20	10- 0	147	98	33	33	10	10	
DIV. I NON-CONF.	11- 3	54	1- 0	205	47	57	57	12	12	
TOTALS	RPI 1-25	RPI 26-50	W-L RECORDS	RPI 51-100	RPI 101-150	RPI 150+				
21- 4	1- 1	0- 2	OVERALL	2- 1	1- 0	17- 0				
11- 0	1- 0	0- 0	HOME	1- 0	1- 0	8- 0				
8- 4	0- 1	0- 2	AWAY	1- 1	0- 0	7- 0				
2- 0	0- 0	0- 0	NEUTRAL	0- 0	0- 0	2- 0				
11- 3	1- 1	0- 1	NON-CONFERENCE	1- 1	1- 0	8- 0				
7- 0	1- 0	0- 0	HOME	1- 0	1- 0	4- 0				
2- 3	0- 1	0- 1	AWAY	0- 1	0- 0	2- 0				
2- 0	0- 0	0- 0	NEUTRAL	0- 0	0- 0	2- 0				
10- 1	0- 0	0- 1	CONFERENCE	1- 0	0- 0	9- 0				
4- 0	0- 0	0- 0	HOME	0- 0	0- 0	4- 0				
6- 1	0- 0	0- 1	AWAY	1- 0	0- 0	5- 0				
0- 0	0- 0	0- 0	NEUTRAL	0- 0	0- 0	0- 0				

RPI 1-25				RPI 26-50				Team's RPI: 33	RPI 51-100				RPI 101+			
RPI	S	Opponent	Score	RPI	S	Opponent	Score		RPI	S	Opponent	Score	RPI	S	Opponent	Score
5	A	Ohio St.	70 90	29	A	Seton Hall	64 71		64	H	Michigan	74 57	129	H	Pittsburgh	61 47
24	H	Duquesne	94 66	36	A	Penn	48 50		71	A	Dayton	81 85	158	A	Cornell	94 57
									100	A	Harvard	92 83	158	H	Cornell	71 51
													162	A	Yale	94 81
													162	H	Yale	65 50
													166	H	Hampton	79 55
													168	H	Fordham	55 44
													172	A	Marist	77 44
													215	A	Brown	83 57
													215	H	Brown	72 53
													233	A	Dartmouth	85 48
													236	A	Columbia	77 48
													236	H	Columbia	86 54
													253	H	Monmouth	81 70
													262	N	Seattle	85 48
													279	H	American	72 34
													293	A	Rider	78 59
													338	N	UC Irvine	83 42
LAST 12 Division I GAMES:																
158	A	Cornell	94 57	100	A	Harvard	92 83									
236	A	Columbia	77 48	233	A	Dartmouth	85 48									
215	A	Brown	83 57	162	H	Yale	65 50									
162	A	Yale	94 81	215	H	Brown	72 53									
236	H	Columbia	86 54	36	A	Penn	48 50									
158	H	Cornell	71 51	166	H	Hampton	79 55									

Non-Div I Games:

Princeton

Providence

Through Games Of Feb. 27, 2016

Average RPI Win:	212	WON-LOST	WINNING	LAST 10	STRENGTH OF	OPP. STRENGTH	TEAM	ADJ.	CONF.	ADJ CONF.
Average RPI Loss:	102	RECORD	PCT. RANK	GAMES	SCHEDULE	OF SCHEDULE	RPI	RPI	RPI	RPI
DIV. I ONLY	5- 22	312	1- 9	77	86	264	264	6	6	
DIV. I NON-CONF.	4- 6	201	0- 0	109	252	204	204	6	6	
TOTALS	RPI 1-25	RPI 26-50	W-L RECORDS	RPI 51-100	RPI 101-150	RPI 150+				
5- 22	0- 2	0- 5	OVERALL	0- 6	1- 3	4- 6				
4- 11	0- 1	0- 3	HOME	0- 3	1- 1	3- 3				
1- 11	0- 1	0- 2	AWAY	0- 3	0- 2	1- 3				
0- 0	0- 0	0- 0	NEUTRAL	0- 0	0- 0	0- 0				
4- 6	0- 0	0- 0	NON-CONFERENCE	0- 2	0- 2	4- 2				
3- 3	0- 0	0- 0	HOME	0- 1	0- 1	3- 1				
1- 3	0- 0	0- 0	AWAY	0- 1	0- 1	1- 1				
0- 0	0- 0	0- 0	NEUTRAL	0- 0	0- 0	0- 0				
1- 16	0- 2	0- 5	CONFERENCE	0- 4	1- 1	0- 4				
1- 8	0- 1	0- 3	HOME	0- 2	1- 0	0- 2				
0- 8	0- 1	0- 2	AWAY	0- 2	0- 1	0- 2				
0- 0	0- 0	0- 0	NEUTRAL	0- 0	0- 0	0- 0				

RPI 1-25				RPI 26-50				RPI 51-100				RPI 101+ Team's RPI: 264			
RPI	S	Opponent	Score	RPI	S	Opponent	Score	RPI	S	Opponent	Score	RPI	S	Opponent	Score
18	A	DePaul	50 96	29	H	Seton Hall	54 64	53	A	Albany (NY)	58 71	112	A	Virginia Tech	46 62
18	H	DePaul	68 91	49	A	Villanova	39 67	61	H	FGCU	41 50	116	H	Boston College	41 67
				49	H	Villanova	47 76	91	A	Marquette	75 105	142	A	Creighton	48 72
				50	A	St. John's (NY)	54 69	91	H	Marquette	85 92	142	H	Creighton	61 59
				50	H	St. John's (NY)	61 80	98	A	Georgetown	53 63	153	A	Xavier	47 72
								98	H	Georgetown	51 82	153	H	Xavier	54 62
												195	A	Butler	50 65
												195	H	Butler	67 77
												199	H	Richmond	50 57
												210	H	Hartford	69 50
												215	A	Brown	47 57
												216	A	Rhode Island	64 55
												239	H	Bryant	88 78
												253	H	Monmouth	71 59
LAST 12 Division I GAMES:															
50	A	St. John's (NY)	54 69	49	H	Villanova	47 76								
91	H	Marquette	85 92	98	H	Georgetown	51 82								
18	H	DePaul	68 91	18	A	DePaul	50 96								
142	H	Creighton	61 59	91	A	Marquette	75 105								
195	A	Butler	50 65	142	A	Creighton	48 72								
153	A	Xavier	47 72	153	H	Xavier	54 62								

Non-Div I Games:

Providence

Loss, Non-Conf, S Site, H Home A Away N Neutral

Average RPI Win: 129	WON-LOST	WINNING	LAST 10	STRENGTH OF	OPP. STRENGTH	TEAM	ADJ.	CONF.	ADJ CONF.
Average RPI Loss: 57	RECORD	PCT. RANK	GAMES	SCHEDULE	OF SCHEDULE	RPI	RPI	RPI	RPI
DIV. I ONLY	18- 10	86	4- 6	59	20	57	57	4	4
DIV. I NON-CONF.	9- 2	37	0- 0	168	48	78	78	4	4
TOTALS	RPI 1-25	RPI 26-50	W-L RECORDS	RPI 51-100	RPI 101-150	RPI 150+			
18- 10	1- 5	1- 0	OVERALL	8- 3	3- 1	5- 1			
11- 4	0- 1	1- 0	HOME	6- 2	0- 1	4- 0			
5- 5	0- 3	0- 0	AWAY	2- 1	2- 0	1- 1			
2- 1	1- 1	0- 0	NEUTRAL	0- 0	1- 0	0- 0			
9- 2	1- 1	0- 0	NON-CONFERENCE	3- 0	1- 1	4- 0			
6- 1	0- 0	0- 0	HOME	3- 0	0- 1	3- 0			
1- 0	0- 0	0- 0	AWAY	0- 0	0- 0	1- 0			
2- 1	1- 1	0- 0	NEUTRAL	0- 0	1- 0	0- 0			
9- 8	0- 4	1- 0	CONFERENCE	5- 3	2- 0	1- 1			
5- 3	0- 1	1- 0	HOME	3- 2	0- 0	1- 0			
4- 5	0- 3	0- 0	AWAY	2- 1	2- 0	0- 1			
0- 0	0- 0	0- 0	NEUTRAL	0- 0	0- 0	0- 0			

RPI 1-25				RPI 26-50				RPI 51-100				RPI 101+			
RPI	S	Opponent	Score	RPI	S	Opponent	Score	RPI	S	Opponent	Score	RPI	S	Opponent	Score
5	A	Ohio St.	70 90	39	H	Indiana	63 53	56	H	Rutgers	74 68	116	H	Boston College	56 58
8	N	Stanford	65 71					62	A	Iowa	55 63	117	A	Northwestern	85 71
11	A	Maryland	59 73					62	H	Iowa	90 73	123	N	LSU	69 52
11	H	Maryland	67 87					64	A	Michigan	65 63	125	A	Penn St.	88 78
12	N	Louisville	62 60					64	H	Michigan	61 68	161	H	Illinois	69 65
19	A	Michigan St.	56 68					66	H	Ball St.	73 63	178	A	Wisconsin	57 64
								69	H	Maine	56 33	234	H	Ill.-Chicago	62 51
								71	H	Dayton	61 58	295	H	Jacksonville St.	67 48
								76	H	Minnesota	84 72	324	A	North Florida	70 47
								92	A	Nebraska	68 50	334	H	Incarnate Word	95 27
								92	H	Nebraska	61 62				
LAST 12 Division I GAMES:															
56	H	Rutgers	74 68	11	H	Maryland	67 87								
92	A	Nebraska	68 50	125	A	Penn St.	88 78								
62	A	Iowa	55 63	19	A	Michigan St.	56 68								
64	H	Michigan	61 68	62	H	Iowa	90 73								
11	A	Maryland	59 73	92	H	Nebraska	61 62								
178	A	Wisconsin	57 64	5	A	Ohio St.	70 90								

Non-Div I Games:

Purdue

■ Loss,
 ■ Non-Conf,
 S Site,
 ■ Home
 ■ Away
 N Neutral

Quinnipiac

Through Games Of Feb. 27, 2016

Average RPI Win: 231	WON-LOST	WINNING	LAST 10	STRENGTH OF	OPP. STRENGTH	TEAM	ADJ.	CONF.	ADJ CONF.
Average RPI Loss: 137	RECORD	PCT. RANK	GAMES	SCHEDULE	OF SCHEDULE	RPI	RPI	RPI	RPI
DIV. I ONLY	21- 7	47	10- 0	226	234	90	90	23	23
DIV. I NON-CONF.	5- 4	138	0- 0	50	155	82	82	22	22
TOTALS	RPI 1-25	RPI 26-50	W-L RECORDS	RPI 51-100	RPI 101-150	RPI 150+			
21- 7	0- 0	0- 0	OVERALL	1- 4	1- 0	19- 3			
12- 1	0- 0	0- 0	HOME	1- 0	1- 0	10- 1			
9- 5	0- 0	0- 0	AWAY	0- 0	0- 0	9- 1			
0- 1	0- 0	0- 0	NEUTRAL	0- 1	0- 0	0- 0			
5- 4	0- 0	0- 0	NON-CONFERENCE	1- 4	0- 0	4- 0			
3- 0	0- 0	0- 0	HOME	1- 0	0- 0	2- 0			
2- 3	0- 0	0- 0	AWAY	0- 3	0- 0	2- 0			
0- 1	0- 0	0- 0	NEUTRAL	0- 1	0- 0	0- 0			
16- 3	0- 0	0- 0	CONFERENCE	0- 0	1- 0	15- 3			
9- 1	0- 0	0- 0	HOME	0- 0	1- 0	8- 1			
7- 2	0- 0	0- 0	AWAY	0- 0	0- 0	7- 2			
0- 0	0- 0	0- 0	NEUTRAL	0- 0	0- 0	0- 0			

RPI 1-25				RPI 26-50				RPI 51-100				Team's RPI: 90		RPI 101+			
RPI	S	Opponent	Score	RPI	S	Opponent	Score	RPI	S	Opponent	Score		RPI	S	Opponent	Score	
								61	A	FGCU	70	71	115	H	Iona	62 61	
								63	H	Temple	58	56	160	A	Northeastern	71 60	
								67	A	Army West Point	57	67	172	A	Marist	47 56	
								82	A	Drexel	49	62	172	H	Marist	76 71	
								98	N	Georgetown	68	80	191	A	Fairfield	64 55	
													191	H	Fairfield	83 58	
													208	A	Canisius	80 68	
													208	H	Canisius	63 54	
													210	H	Hartford	71 69	
													225	A	Manhattan	81 63	
													225	H	Manhattan	42 52	
													231	A	Siena	69 59	
													231	H	Siena	94 52	
													250	H	Holy Cross	74 61	
													253	A	Monmouth	60 63	
													253	H	Monmouth	85 58	
													289	A	Vermont	77 65	
													293	A	Rider	65 47	
													293	H	Rider	64 51	
													299	A	Niagara	61 54	
													299	H	Niagara	70 52	
													336	A	Saint Peter's	65 53	
													336	H	Saint Peter's	66 49	
LAST 12 Division I GAMES:																	
				191	H	Fairfield	83 58						231	A	Siena	69 59	
				293	A	Rider	65 47						336	H	Saint Peter's	66 49	
				172	H	Marist	76 71						225	A	Manhattan	81 63	
				336	A	Saint Peter's	65 53						253	H	Monmouth	85 58	
				115	H	Iona	62 61						231	H	Siena	94 52	
				299	H	Niagara	70 52						191	A	Fairfield	64 55	

Non-Div I Games:

Quinnipiac

Loss, Non-Conf, S Site, H Home A Away N Neutral

Average RPI Win:	268	WON-LOST	WINNING	LAST 10	STRENGTH OF	OPP. STRENGTH	TEAM	ADJ.	CONF.	ADJ CONF.
Average RPI Loss:	161	RECORD	PCT. RANK	GAMES	SCHEDULE	OF SCHEDULE	RPI	RPI	RPI	RPI
DIV. I ONLY	13- 12	158	5- 5	269	269	200	200	28	28	
DIV. I NON-CONF.	2- 5	253	0- 0	208	94	247	247	29	29	
TOTALS	RPI 1-25	RPI 26-50	W-L RECORDS	RPI 51-100	RPI 101-150	RPI 150+				
13- 12	0- 0	0- 1	OVERALL	0- 0	0- 6	13- 5				
8- 3	0- 0	0- 0	HOME	0- 0	0- 2	8- 1				
5- 9	0- 0	0- 1	AWAY	0- 0	0- 4	5- 4				
0- 0	0- 0	0- 0	NEUTRAL	0- 0	0- 0	0- 0				
2- 5	0- 0	0- 1	NON-CONFERENCE	0- 0	0- 2	2- 2				
2- 0	0- 0	0- 0	HOME	0- 0	0- 0	2- 0				
0- 5	0- 0	0- 1	AWAY	0- 0	0- 2	0- 2				
0- 0	0- 0	0- 0	NEUTRAL	0- 0	0- 0	0- 0				
11- 7	0- 0	0- 0	CONFERENCE	0- 0	0- 4	11- 3				
6- 3	0- 0	0- 0	HOME	0- 0	0- 2	6- 1				
5- 4	0- 0	0- 0	AWAY	0- 0	0- 2	5- 2				
0- 0	0- 0	0- 0	NEUTRAL	0- 0	0- 0	0- 0				

RPI 1-25			RPI 26-50			RPI 51-100			RPI 101+ Team's RPI: 200		
RPI	S	Opponent	Score	RPI	S	Opponent	Score	RPI	S	Opponent	Score
				48	A	North Carolina St.	52 67				
								112	A	Virginia Tech	40 47
								118	A	Liberty	53 67
								118	H	Liberty	43 49
								128	A	Youngstown St.	53 54
								136	A	UNC Asheville	48 58
								136	H	UNC Asheville	46 54
								153	A	Xavier	56 63
								176	H	Davidson	79 68
								187	H	George Mason	66 63
								189	A	Gardner-Webb	50 54
								189	H	Gardner-Webb	54 51
								228	A	Presbyterian	64 53
								249	A	High Point	66 71
								249	H	High Point	54 56
								269	H	Campbell	62 59
								271	A	Coastal Caro.	49 36
								271	H	Coastal Caro.	61 45
								298	A	Charleston So.	61 50
								298	H	Charleston So.	55 40
								300	A	Wofford	70 79
								321	A	Longwood	79 67
								321	H	Longwood	80 64
								325	A	Winthrop	67 38
								325	H	Winthrop	66 44
LAST 12 Division I GAMES:											
				325	A	Winthrop	67 38				
				321	H	Longwood	80 64				
				136	A	UNC Asheville	48 58				
				298	A	Charleston So.	61 50				
				189	H	Gardner-Webb	54 51				
				118	A	Liberty	53 67				
				271	A	Coastal Caro.	49 36				
				136	H	UNC Asheville	46 54				
				249	H	High Point	54 56				
				189	A	Gardner-Webb	50 54				
				298	H	Charleston So.	55 40				
				321	A	Longwood	79 67				

Non-Div I Games: Concord 92 36 Lees-McRae 84 39

Radford

Loss, Non-Conf, S Site, H Home A Away N Neutral

Rhode Island

Through Games Of Feb. 27, 2016

Average RPI Win:	243	WON-LOST	WINNING	LAST 10	STRENGTH OF	OPP. STRENGTH	TEAM	ADJ.	CONF.	ADJ CONF.
Average RPI Loss:	110	RECORD	PCT. RANK	GAMES	SCHEDULE	OF SCHEDULE	RPI	RPI	RPI	RPI
DIV. I ONLY	11- 17	232	2- 8	179	108	216	216	7	7	
DIV. I NON-CONF.	6- 6	160	0- 0	287	203	227	227	8	8	
TOTALS	RPI 1-25	RPI 26-50	W-L RECORDS	RPI 51-100	RPI 101-150	RPI 150+				
11- 17	0- 3	0- 2	OVERALL	1- 4	0- 1	10- 7				
5- 9	0- 2	0- 1	HOME	1- 3	0- 0	4- 3				
6- 7	0- 1	0- 1	AWAY	0- 1	0- 1	6- 3				
0- 1	0- 0	0- 0	NEUTRAL	0- 0	0- 0	0- 1				
6- 6	0- 1	0- 0	NON-CONFERENCE	1- 1	0- 0	5- 4				
3- 3	0- 1	0- 0	HOME	1- 1	0- 0	2- 1				
3- 2	0- 0	0- 0	AWAY	0- 0	0- 0	3- 2				
0- 1	0- 0	0- 0	NEUTRAL	0- 0	0- 0	0- 1				
5- 11	0- 2	0- 2	CONFERENCE	0- 3	0- 1	5- 3				
2- 6	0- 1	0- 1	HOME	0- 2	0- 0	2- 2				
3- 5	0- 1	0- 1	AWAY	0- 1	0- 1	3- 1				
0- 0	0- 0	0- 0	NEUTRAL	0- 0	0- 0	0- 0				

RPI	S	Opponent	Score	RPI	S	Opponent	Score	RPI	S	Opponent	Score	RPI	S	Opponent	Score	Team's RPI: 216
17	H	Syracuse	54 57	37	A	George Washington	52 68	53	H	Albany (NY)	58 67	101	A	Saint Joseph's	63 74	
24	A	Duquesne	56 61	38	H	St. Bonaventure	56 69	55	A	Saint Louis	60 77	157	A	Marshall	62 72	
24	H	Duquesne	70 79					71	H	Dayton	53 67	166	N	Hampton	54 59	
								81	H	VCU	36 49	168	A	Fordham	42 50	
								100	H	Harvard	56 52	176	H	Davidson	78 62	
												187	H	George Mason	65 68	
												199	A	Richmond	57 50	
												207	A	Massachusetts	80 79	
												207	H	Massachusetts	64 71	
												215	A	Brown	63 67	
												233	A	Dartmouth	57 41	
												236	H	Columbia	57 56	
												264	H	Providence	55 64	
												275	A	La Salle	72 61	
												275	H	La Salle	62 52	
												309	A	FIU	68 50	
												317	H	UMass Lowell	72 64	
												344	A	Boston U.	57 41	
LAST 12 Division I GAMES:																
55	A	Saint Louis	60 77	71	H	Dayton	53 67									
207	H	Massachusetts	64 71	275	H	La Salle	62 52									
101	A	Saint Joseph's	63 74	168	A	Fordham	42 50									
81	H	VCU	36 49	207	A	Massachusetts	80 79									
187	H	George Mason	65 68	176	H	Davidson	78 62									
24	A	Duquesne	56 61	275	A	La Salle	72 61									

Non-Div I Games:

Rhode Island

■ Loss,
■ Non-Conf,
■ S Site,
■ H Home
■ A Away
N Neutral

Average RPI Win: 222	WON-LOST	WINNING	LAST 10	STRENGTH OF	OPP. STRENGTH	TEAM	ADJ.	CONF.	ADJ CONF.
Average RPI Loss: 131	RECORD	PCT. RANK	GAMES	SCHEDULE	OF SCHEDULE	RPI	RPI	RPI	RPI
DIV. I ONLY	8- 19	276	5- 5	88	143	223	223	12	12
DIV. I NON-CONF.	1- 10	330	0- 0	52	201	254	254	10	10
TOTALS	RPI 1-25	RPI 26-50	W-L RECORDS	RPI 51-100	RPI 101-150	RPI 150+			
8- 19	0- 4	0- 1	OVERALL	0- 3	0- 1	8- 10			
4- 10	0- 2	0- 0	HOME	0- 3	0- 1	4- 4			
4- 9	0- 2	0- 1	AWAY	0- 0	0- 0	4- 6			
0- 0	0- 0	0- 0	NEUTRAL	0- 0	0- 0	0- 0			
1- 10	0- 3	0- 0	NON-CONFERENCE	0- 1	0- 0	1- 6			
0- 5	0- 1	0- 0	HOME	0- 1	0- 0	0- 3			
1- 5	0- 2	0- 0	AWAY	0- 0	0- 0	1- 3			
0- 0	0- 0	0- 0	NEUTRAL	0- 0	0- 0	0- 0			
7- 9	0- 1	0- 1	CONFERENCE	0- 2	0- 1	7- 4			
4- 5	0- 1	0- 0	HOME	0- 2	0- 1	4- 1			
3- 4	0- 0	0- 1	AWAY	0- 0	0- 0	3- 3			
0- 0	0- 0	0- 0	NEUTRAL	0- 0	0- 0	0- 0			

RPI 1-25				RPI 26-50				RPI 51-100				RPI 101+ Team's RPI: 223			
RPI	S	Opponent	Score	RPI	S	Opponent	Score	RPI	S	Opponent	Score	RPI	S	Opponent	Score
3	A	Baylor	38 89	42	A	Western Ky.	49 52	59	H	Middle Tenn.	60 61	149	H	UAB	55 64
6	H	Texas	47 70					78	H	Charlotte	58 69	154	H	Old Dominion	68 46
14	A	Kentucky	39 72					100	H	Harvard	61 67	155	A	Southern Miss.	62 68
23	H	UTEP	54 60									155	H	Southern Miss.	49 59
												156	A	McNeese St.	53 61
												157	A	Marshall	52 81
												173	A	Louisiana Tech	61 63
												173	H	Louisiana Tech	84 77
												177	H	Loyola Chicago	50 57
												181	A	Fla. Atlantic	75 54
												201	A	Stephen F. Austin	45 59
												227	A	Sam Houston St.	58 46
												237	A	North Texas	79 73
												237	H	North Texas	100 97
												243	H	Texas Southern	66 69
												260	H	UTSA	49 48
												281	H	Houston	59 62
												309	A	FIU	68 62
												313	A	A&M-Corpus Christi	55 60
LAST 12 Division I GAMES:															
173	H	Louisiana Tech	84 77	155	A	Southern Miss.	62 68	173	A	Louisiana Tech	61 63				
155	H	Southern Miss.	49 59	237	A	North Texas	79 73	59	H	Middle Tenn.	60 61				
309	A	FIU	68 62	149	H	UAB	55 64	157	A	Marshall	52 81				
181	A	Fla. Atlantic	75 54												
154	H	Old Dominion	68 46												
78	H	Charlotte	58 69												

Non-Div I Games:

Rice

Average RPI Win:	216	WON-LOST	WINNING	LAST 10	STRENGTH OF	OPP. STRENGTH	TEAM	ADJ.	CONF.	ADJ CONF.
Average RPI Loss:	104	RECORD	PCT. RANK	GAMES	SCHEDULE	OF SCHEDULE	RPI	RPI	RPI	RPI
DIV. I ONLY	12- 17	226	3- 7	148	94	199	199	7	7	
DIV. I NON-CONF.	7- 6	156	0- 0	283	154	213	213	8	8	
TOTALS	RPI 1-25	RPI 26-50	W-L RECORDS	RPI 51-100	RPI 101-150	RPI 150+				
12- 17	0- 1	0- 4	OVERALL	1- 5	0- 3	11- 4				
6- 8	0- 1	0- 2	HOME	1- 1	0- 1	5- 3				
4- 8	0- 0	0- 2	AWAY	0- 3	0- 2	4- 1				
2- 1	0- 0	0- 0	NEUTRAL	0- 1	0- 0	2- 0				
7- 6	0- 0	0- 1	NON-CONFERENCE	0- 2	0- 1	7- 2				
4- 2	0- 0	0- 1	HOME	0- 0	0- 0	4- 1				
1- 3	0- 0	0- 0	AWAY	0- 1	0- 1	1- 1				
2- 1	0- 0	0- 0	NEUTRAL	0- 1	0- 0	2- 0				
5- 11	0- 1	0- 3	CONFERENCE	1- 3	0- 2	4- 2				
2- 6	0- 1	0- 1	HOME	1- 1	0- 1	1- 2				
3- 5	0- 0	0- 2	AWAY	0- 2	0- 1	3- 0				
0- 0	0- 0	0- 0	NEUTRAL	0- 0	0- 0	0- 0				

RPI 1-25			RPI 26-50			RPI 51-100			RPI 101+			Team's RPI: 199
RPI	S	Opponent	Score	RPI	S	Opponent	Score	RPI	S	Opponent	Score	
24	H	Duquesne	44 65	37	A	George Washington	53 55	55	A	Saint Louis	48 73	101 A Saint Joseph's 53 64
				37	H	George Washington	47 62	71	H	Dayton	48 60	101 H Saint Joseph's 57 59
				38	A	St. Bonaventure	43 66	81	A	VCU	42 53	127 A Wake Forest 33 43
				41	H	James Madison	47 73	81	H	VCU	62 50	154 H Old Dominion 62 57
								91	N	Marquette	80 98	168 H Fordham 52 48
								96	A	Virginia	51 71	176 H Davidson 59 67
												187 A George Mason 57 50
												188 H Eastern Ky. 81 62
												197 H William & Mary 56 50
												207 A Massachusetts 74 68
												216 H Rhode Island 50 57
												221 H Furman 62 69
												256 H UNCW 63 53
												259 A Appalachian St. 59 73
												264 A Providence 57 50
												275 A La Salle 60 43
												288 N Wichita St. 63 50
												327 N Lafayette 54 46
LAST 12 Division I GAMES:												
101	H	Saint Joseph's	57 59	37	H	George Washington	47 62					
37	A	George Washington	53 55	55	A	Saint Louis	48 73					
187	A	George Mason	57 50	38	A	St. Bonaventure	43 66					
168	H	Fordham	52 48	24	H	Duquesne	44 65					
81	H	VCU	62 50	81	A	VCU	42 53					
176	H	Davidson	59 67	207	A	Massachusetts	74 68					

Non-Div I Games:

Richmond

■ Loss,
 ■ Non-Conf, S Site,
 ■ Home
 ■ Away
 N Neutral

Average RPI Win: 290	WON-LOST	WINNING	LAST 10	STRENGTH OF	OPP. STRENGTH	TEAM	ADJ.	CONF.	ADJ CONF.
Average RPI Loss: 164	RECORD	PCT. RANK	GAMES	SCHEDULE	OF SCHEDULE	RPI	RPI	RPI	RPI
DIV. I ONLY	7- 21	295	3- 7	198	270	293	293	23	23
DIV. I NON-CONF.	3- 6	234	0- 0	64	310	195	195	22	22
TOTALS	RPI 1-25	RPI 26-50	W-L RECORDS	RPI 51-100	RPI 101-150	RPI 150+			
7- 21	0- 0	0- 1	OVERALL	0- 4	0- 3	7- 13			
4- 9	0- 0	0- 1	HOME	0- 1	0- 1	4- 6			
3- 10	0- 0	0- 0	AWAY	0- 2	0- 2	3- 6			
0- 2	0- 0	0- 0	NEUTRAL	0- 1	0- 0	0- 1			
3- 6	0- 0	0- 1	NON-CONFERENCE	0- 2	0- 1	3- 2			
2- 1	0- 0	0- 1	HOME	0- 0	0- 0	2- 0			
1- 3	0- 0	0- 0	AWAY	0- 1	0- 1	1- 1			
0- 2	0- 0	0- 0	NEUTRAL	0- 1	0- 0	0- 1			
4- 15	0- 0	0- 0	CONFERENCE	0- 2	0- 2	4- 11			
2- 8	0- 0	0- 0	HOME	0- 1	0- 1	2- 6			
2- 7	0- 0	0- 0	AWAY	0- 1	0- 1	2- 5			
0- 0	0- 0	0- 0	NEUTRAL	0- 0	0- 0	0- 0			

RPI S	Opponent	Score	RPI S	Opponent	Score	RPI S	Opponent	Score	RPI S	Opponent	Score	Team's RPI: 293
			33 H	Princeton	59 78	67 A	Army West Point	42 57	115 A	Iona	46 59	
						72 N	Central Mich.	58 76	115 H	Iona	48 67	
						90 A	Quinnipiac	51 64	129 A	Pittsburgh	44 75	
						90 H	Quinnipiac	47 65	169 A	UMBC	53 58	
									169 N	UMBC	58 67	
									172 A	Marist	54 66	
									172 H	Marist	56 74	
									191 A	Fairfield	56 63	
									191 H	Fairfield	39 55	
									206 H	Lehigh	61 60	
									208 A	Canisius	49 60	
									208 H	Canisius	64 73	
									225 H	Manhattan	70 74	
									231 A	Siena	45 66	
									231 H	Siena	70 58	
									253 A	Monmouth	61 76	
									253 H	Monmouth	75 87	
									287 H	Towson	78 72	
									299 A	Niagara	76 72	
									299 H	Niagara	57 67	
									335 A	St. Francis Brooklyn	71 59	
									336 A	Saint Peter's	68 67	
									336 H	Saint Peter's	57 48	
LAST 12 Division I GAMES:												
253 A	Monmouth	61 76	115 H	Iona	48 67							
90 H	Quinnipiac	47 65	172 H	Marist	56 74							
336 H	Saint Peter's	57 48	191 A	Fairfield	56 63							
299 A	Niagara	76 72	225 H	Manhattan	70 74							
208 A	Canisius	49 60	253 H	Monmouth	75 87							
336 A	Saint Peter's	68 67	231 H	Siena	70 58							

Non-Div I Games:

Rider

■ Loss,
 ■ Non-Conf,
 ■ S Site,
 ■ H Home
 ■ A Away
 N Neutral

Average RPI Win:	285	WON-LOST	WINNING	LAST 10	STRENGTH OF	OPP. STRENGTH	TEAM	ADJ.	CONF.	ADJ CONF.
Average RPI Loss:	198	RECORD	PCT. RANK	GAMES	SCHEDULE	OF SCHEDULE	RPI	RPI	RPI	RPI
DIV. I ONLY	15- 12	140	5- 5	318	329	212	212	30	30	
DIV. I NON-CONF.	5- 5	160	0- 0	191	129	137	137	32	32	
TOTALS	RPI 1-25	RPI 26-50	W-L RECORDS	RPI 51-100	RPI 101-150	RPI 150+				
15- 12	0- 1	0- 0	OVERALL	0- 2	0- 2	15- 7				
8- 3	0- 0	0- 0	HOME	0- 0	0- 1	8- 2				
7- 9	0- 0	0- 0	AWAY	0- 0	0- 0	7- 0				
0- 0	0- 0	0- 0	NEUTRAL	0- 0	0- 0	0- 0				
5- 5	0- 1	0- 0	NON-CONFERENCE	0- 2	0- 2	5- 0				
2- 1	0- 0	0- 0	HOME	0- 0	0- 1	2- 0				
3- 4	0- 1	0- 0	AWAY	0- 2	0- 1	3- 0				
0- 0	0- 0	0- 0	NEUTRAL	0- 0	0- 0	0- 0				
10- 7	0- 0	0- 0	CONFERENCE	0- 0	0- 0	10- 7				
6- 2	0- 0	0- 0	HOME	0- 0	0- 0	6- 2				
4- 5	0- 0	0- 0	AWAY	0- 0	0- 0	4- 5				
0- 0	0- 0	0- 0	NEUTRAL	0- 0	0- 0	0- 0				

RPI 1-25				RPI 26-50				RPI 51-100				RPI 101+ Team's RPI: 212			
RPI	S	Opponent	Score	RPI	S	Opponent	Score	RPI	S	Opponent	Score	RPI	S	Opponent	Score
20	A	Florida	52 79					62	A	Iowa	50 69	128	A	Youngstown St.	46 55
								78	A	Charlotte	73 94	138	H	Northern Ky.	70 72
												170	H	Delaware	53 50
												202	A	Sacred Heart	52 62
												202	H	Sacred Heart	78 63
												239	A	Bryant	65 71
												239	H	Bryant	55 53
												248	H	Morgan St.	76 44
												253	A	Monmouth	60 47
												261	A	Saint Francis (PA)	54 62
												275	A	La Salle	76 45
												284	A	Central Conn. St.	39 48
												284	H	Central Conn. St.	72 55
												290	A	Ga. Southern	64 49
												314	A	Fairleigh Dickinson	52 60
												314	H	Fairleigh Dickinson	68 83
												319	A	Mt. St. Mary's	74 67
												319	H	Mt. St. Mary's	61 56
												326	A	LIU Brooklyn	52 49
												326	H	LIU Brooklyn	69 53
												335	A	St. Francis Brooklyn	62 53
												335	H	St. Francis Brooklyn	65 72
												342	A	Wagner	79 49
												342	H	Wagner	64 44
LAST 12 Division I GAMES:															
342	A	Wagner	79 49	239	H	Bryant	55 53								
326	H	LIU Brooklyn	69 53	319	A	Mt. St. Mary's	74 67								
335	H	St. Francis Brooklyn	65 72	261	A	Saint Francis (PA)	54 62								
202	A	Sacred Heart	52 62	284	A	Central Conn. St.	39 48								
314	A	Fairleigh Dickinson	52 60	239	A	Bryant	65 71								
284	H	Central Conn. St.	72 55	319	H	Mt. St. Mary's	61 56								

Non-Div I Games: West Va. Wesleyan 124 59

Robert Morris

■ Loss,
 ■ Non-Conf, S Site,
 ■ Home
 ■ Away
 N Neutral

Average RPI Win:	121	WON-LOST	WINNING	LAST 10	STRENGTH OF	OPP. STRENGTH	TEAM	ADJ.	CONF.	ADJ CONF.
Average RPI Loss:	37	RECORD	PCT. RANK	GAMES	SCHEDULE	OF SCHEDULE	RPI	RPI	RPI	RPI
DIV. I ONLY	16- 13	146	4- 6	14	14	56	56	4	4	
DIV. I NON-CONF.	9- 3	69	0- 0	25	10	16	16	4	4	
TOTALS	RPI 1-25	RPI 26-50	W-L RECORDS	RPI 51-100	RPI 101-150	RPI 150+				
16- 13	1- 6	0- 3	OVERALL	5- 4	6- 0	4- 0				
10- 4	0- 3	0- 1	HOME	3- 0	4- 0	3- 0				
3- 9	0- 3	0- 2	AWAY	0- 4	2- 0	1- 0				
3- 0	1- 0	0- 0	NEUTRAL	2- 0	0- 0	0- 0				
9- 3	1- 1	0- 2	NON-CONFERENCE	3- 0	4- 0	1- 0				
5- 1	0- 0	0- 1	HOME	1- 0	3- 0	1- 0				
1- 2	0- 1	0- 1	AWAY	0- 0	1- 0	0- 0				
3- 0	1- 0	0- 0	NEUTRAL	2- 0	0- 0	0- 0				
7- 10	0- 5	0- 1	CONFERENCE	2- 4	2- 0	3- 0				
5- 3	0- 3	0- 0	HOME	2- 0	1- 0	2- 0				
2- 7	0- 2	0- 1	AWAY	0- 4	1- 0	1- 0				
0- 0	0- 0	0- 0	NEUTRAL	0- 0	0- 0	0- 0				

RPI	S	Opponent	Score	RPI	S	Opponent	Score	RPI	S	Opponent	Score	RPI	S	Opponent	Score
5	A	Ohio St.	78 90	29	A	Seton Hall	49 77	57	A	Purdue	68 74	101	A	Saint Joseph's	78 65
5	H	Ohio St.	58 67	39	A	Indiana	48 64	62	A	Iowa	65 69	115	H	Iona	58 33
11	H	Maryland	59 73	50	H	St. John's (NY)	62 69	63	H	Temple	61 51	117	H	Northwestern	61 59
16	A	Florida St.	43 65					76	A	Minnesota	72 85	123	H	LSU	69 57
19	A	Michigan St.	48 59					76	H	Minnesota	66 55	125	A	Penn St.	74 62
19	H	Michigan St.	67 70					80	N	Tulane	75 51	131	H	Arkansas	60 40
21	N	Green Bay	54 43					92	A	Nebraska	54 65	161	A	Illinois	63 56
								92	H	Nebraska	66 56	161	H	Illinois	67 54
								96	N	Virginia	60 48	178	H	Wisconsin	61 41
												292	H	Savannah St.	65 26
LAST 12 Division I GAMES:															
57	A	Purdue	68 74	76	A	Minnesota	72 85								
11	H	Maryland	59 73	92	H	Nebraska	66 56								
19	H	Michigan St.	67 70	39	A	Indiana	48 64								
161	A	Illinois	63 56	5	H	Ohio St.	58 67								
117	H	Northwestern	61 59	19	A	Michigan St.	48 59								
125	A	Penn St.	74 62	92	A	Nebraska	54 65								

Non-Div I Games:

Rutgers

■ Loss,
■ Non-Conf, S Site,
■ Home
■ Away
N Neutral

SIUE				STRENGTH OF SCHEDULE	OPP. STRENGTH OF SCHEDULE	TEAM RPI	ADJ. RPI	CONF. RPI	ADJ CONF. RPI
Average RPI Win:	251	WON-LOST RECORD	WINNING PCT. RANK						
Average RPI Loss:	145		LAST 10 GAMES						
DIV. I ONLY	17- 12	127	7- 3	233	256	148	148	24	24
DIV. I NON-CONF.	5- 8	209	0- 0	124	245	178	178	24	24

TOTALS	RPI 1-25	RPI 26-50	W-L RECORDS	RPI 51-100	RPI 101-150	RPI 150+			
17- 12	0- 1	0- 1	OVERALL	2- 3	0- 2	15- 5			
9- 3	0- 0	0- 0	HOME	2- 1	0- 1	7- 1			
8- 8	0- 1	0- 1	AWAY	0- 2	0- 1	8- 3			
0- 1	0- 0	0- 0	NEUTRAL	0- 0	0- 0	0- 1			
5- 8	0- 1	0- 1	NON-CONFERENCE	1- 1	0- 2	4- 3			
3- 1	0- 0	0- 0	HOME	1- 0	0- 1	2- 0			
2- 6	0- 1	0- 1	AWAY	0- 1	0- 1	2- 2			
0- 1	0- 0	0- 0	NEUTRAL	0- 0	0- 0	0- 1			
12- 4	0- 0	0- 0	CONFERENCE	1- 2	0- 0	11- 2			
6- 2	0- 0	0- 0	HOME	1- 1	0- 0	5- 1			
6- 2	0- 0	0- 0	AWAY	0- 1	0- 0	6- 1			
0- 0	0- 0	0- 0	NEUTRAL	0- 0	0- 0	0- 0			

RPI 1-25				RPI 26-50				RPI 51-100				RPI 101+ Team's RPI: 148			
RPI	S	Opponent	Score	RPI	S	Opponent	Score	RPI	S	Opponent	Score	RPI	S	Opponent	Score
25	A	Oklahoma St.	61 86	28	A	Missouri	46 75	55	H	Saint Louis	71 64	113	H	IUPUI	67 85
								72	A	Central Mich.	65 78	132	A	Southern Ill.	57 71
								88	A	UT Martin	50 86	188	H	Eastern Ky.	89 74
								88	H	UT Martin	79 85	201	N	Stephen F. Austin	74 82
								93	H	Belmont	73 60	224	A	Southeast Mo. St.	89 75
												224	H	Southeast Mo. St.	80 73
												230	A	Western Ill.	74 78
												244	A	Valparaiso	56 69
												251	A	Tennessee St.	61 73
												252	H	Northern Ill.	93 67
												257	H	Omaha	90 86
												265	A	Austin Peay	72 61
												265	H	Austin Peay	94 75
												268	A	Murray St.	64 61
												268	H	Murray St.	76 79
												277	A	Tennessee Tech	83 68
												295	A	Jacksonville St.	62 57
												296	A	UMKC	63 58
												304	H	Morehead St.	90 81
												320	A	Illinois St.	65 57
												339	A	Eastern Ill.	66 56
												339	H	Eastern Ill.	87 75
LAST 12 Division I GAMES:															
				339	A	Eastern Ill.	66 56	339	H	Eastern Ill.	87 75				
				224	A	Southeast Mo. St.	89 75	265	A	Austin Peay	72 61				
				88	A	UT Martin	50 86	268	A	Murray St.	64 61				
				265	H	Austin Peay	94 75	224	H	Southeast Mo. St.	80 73				
				268	H	Murray St.	76 79	188	H	Eastern Ky.	89 74				
				88	H	UT Martin	79 85	304	H	Morehead St.	90 81				

Non-Div I Games:

SIUE

■ Loss,
 ■ Non-Conf,
 ■ S Site,
 ■ H Home
 ■ A Away
 N Neutral

SMU				STRENGTH OF SCHEDULE	OPP. STRENGTH OF SCHEDULE	TEAM RPI	ADJ. RPI	CONF. RPI	ADJ CONF. RPI
Average RPI Win:	191	WON-LOST RECORD	WINNING PCT. RANK						
Average RPI Loss:	98		LAST 10 GAMES						
DIV. I ONLY	12- 16	216	4- 6	118	68	179	179	9	9
DIV. I NON-CONF.	5- 6	180	0- 0	149	23	192	192	7	7

TOTALS	RPI 1-25	RPI 26-50	W-L RECORDS	RPI 51-100	RPI 101-150	RPI 150+			
12- 16	0- 4	0- 3	OVERALL	1- 4	3- 0	8- 5			
8- 7	0- 2	0- 1	HOME	1- 2	2- 0	5- 2			
2- 8	0- 2	0- 1	AWAY	0- 2	0- 0	2- 3			
2- 1	0- 0	0- 1	NEUTRAL	0- 0	1- 0	1- 0			
5- 6	0- 2	0- 1	NON-CONFERENCE	0- 1	2- 0	3- 2			
3- 3	0- 1	0- 0	HOME	0- 1	1- 0	2- 1			
0- 2	0- 1	0- 0	AWAY	0- 0	0- 0	0- 1			
2- 1	0- 0	0- 1	NEUTRAL	0- 0	1- 0	1- 0			
7- 10	0- 2	0- 2	CONFERENCE	1- 3	1- 0	5- 3			
5- 4	0- 1	0- 1	HOME	1- 1	1- 0	3- 1			
2- 6	0- 1	0- 1	AWAY	0- 2	0- 0	2- 2			
0- 0	0- 0	0- 0	NEUTRAL	0- 0	0- 0	0- 0			

RPI 1-25				RPI 26-50				RPI 51-100				RPI 101+ Team's RPI: 179			
RPI	S	Opponent	Score	RPI	S	Opponent	Score	RPI	S	Opponent	Score	RPI	S	Opponent	Score
4	A	UConn	41 88	26	N	Mississippi St.	70 72	63	A	Temple	35 55	102	H	Memphis	58 49
4	H	UConn	37 90	30	A	South Fla.	56 83	63	H	Temple	69 67	122	H	Northwestern St.	74 36
7	H	Arizona St.	57 64	30	H	South Fla.	48 66	80	A	Tulane	64 76	135	N	Arizona	58 46
13	A	Texas A&M	55 67					80	H	Tulane	42 54	164	H	East Carolina	74 67
								83	H	TCU	79 89	182	H	New Mexico	58 63
												184	A	Tulsa	54 56
												184	H	Tulsa	62 45
												189	N	Gardner-Webb	69 61
												220	A	Cincinnati	73 55
												226	H	Kansas	73 64
												237	A	North Texas	57 60
												270	A	UCF	54 66
												270	H	UCF	65 50
												281	A	Houston	50 48
												281	H	Houston	54 63
												337	H	Cal St. Fullerton	74 53
LAST 12 Division I GAMES:															
281	H	Houston	54 63	270	H	UCF	65 50	63	A	Temple	35 55				
4	A	UConn	41 88	30	H	South Fla.	48 66	220	A	Cincinnati	73 55				
270	A	UCF	54 66	4	H	UConn	37 90	80	H	Tulane	42 54				
184	H	Tulsa	62 45												
80	A	Tulane	64 76												
164	H	East Carolina	74 67												

Non-Div I Games:

SMU

Loss, Non-Conf, S Site, H Home A Away N Neutral

Average RPI Win:	235	WON-LOST	WINNING	LAST 10	STRENGTH OF	OPP. STRENGTH	TEAM	ADJ.	CONF.	ADJ CONF.
Average RPI Loss:	129	RECORD	PCT. RANK	GAMES	SCHEDULE	OF SCHEDULE	RPI	RPI	RPI	RPI
DIV. I ONLY	11- 16	227	4- 6	74	279	175	175	20	20	
DIV. I NON-CONF.	3- 8	258	0- 0	100	141	206	206	23	23	
TOTALS	RPI 1-25	RPI 26-50	W-L RECORDS	RPI 51-100	RPI 101-150	RPI 150+				
11- 16	0- 1	0- 1	OVERALL	0- 3	0- 6	11- 5				
6- 7	0- 1	0- 0	HOME	0- 1	0- 4	6- 1				
5- 8	0- 0	0- 0	AWAY	0- 2	0- 2	5- 4				
0- 1	0- 0	0- 1	NEUTRAL	0- 0	0- 0	0- 0				
3- 8	0- 1	0- 1	NON-CONFERENCE	0- 3	0- 1	3- 2				
1- 3	0- 1	0- 0	HOME	0- 1	0- 1	1- 0				
2- 4	0- 0	0- 0	AWAY	0- 2	0- 0	2- 2				
0- 1	0- 0	0- 1	NEUTRAL	0- 0	0- 0	0- 0				
8- 8	0- 0	0- 0	CONFERENCE	0- 0	0- 5	8- 3				
5- 4	0- 0	0- 0	HOME	0- 0	0- 3	5- 1				
3- 4	0- 0	0- 0	AWAY	0- 0	0- 2	3- 2				
0- 0	0- 0	0- 0	NEUTRAL	0- 0	0- 0	0- 0				

RPI 1-25				RPI 26-50				RPI 51-100				RPI 101+ Team's RPI: 175			
RPI	S	Opponent	Score	RPI	S	Opponent	Score	RPI	S	Opponent	Score	RPI	S	Opponent	Score
10	H	UCLA	76 109	49	N	Villanova	54 78	89	A	California	99 117	111	H	North Dakota	79 86
								97	A	New Mexico St.	77 80	121	H	Hawaii	72 74
								99	H	San Francisco	94 95	139	A	Idaho	60 107
												139	H	Idaho	88 98
												141	A	Montana St.	99 116
												141	H	Montana St.	79 80
												174	A	Montana	83 90
												174	H	Montana	83 75
												182	A	New Mexico	71 84
												183	A	Eastern Wash.	94 91
												183	H	Eastern Wash.	83 100
												185	H	Northern Colo.	83 72
												190	A	UC Davis	92 77
												193	A	Cal Poly	72 97
												196	A	Weber St.	66 77
												196	H	Weber St.	87 64
												218	A	Utah St.	95 86
												232	A	Idaho St.	68 59
												232	H	Idaho St.	83 62
												318	A	Portland St.	126 78
												318	H	Portland St.	132 91
												338	H	UC Irvine	126 78
LAST 12 Division I GAMES:															
111	H	North Dakota	79 86	141	A	Montana St.	99 116								
185	H	Northern Colo.	83 72	174	A	Montana	83 90								
139	A	Idaho	60 107	183	H	Eastern Wash.	83 100								
183	A	Eastern Wash.	94 91	139	H	Idaho	88 98								
232	H	Idaho St.	83 62	318	A	Portland St.	126 78								
196	H	Weber St.	87 64	196	A	Weber St.	66 77								

Non-Div I Games:

Sacramento St.

■ Loss,
■ Non-Conf,
■ S Site,
■ H Home
■ A Away
N Neutral

Sacred Heart

Through Games Of Feb. 27, 2016

Average RPI Win:	294	WON-LOST	WINNING	LAST 10	STRENGTH OF	OPP. STRENGTH	TEAM	ADJ.	CONF.	ADJ CONF.
Average RPI Loss:	171	RECORD	PCT. RANK	GAMES	SCHEDULE	OF SCHEDULE	RPI	RPI	RPI	RPI
DIV. I ONLY	17- 11	109	9- 1	315	327	202	202	30	30	
DIV. I NON-CONF.	2- 9	296	0- 0	242	152	309	309	32	32	
TOTALS	RPI 1-25	RPI 26-50	W-L RECORDS	RPI 51-100	RPI 101-150	RPI 150+				
17- 11	0- 0	0- 1	OVERALL	0- 1	0- 3	17- 6				
9- 4	0- 0	0- 0	HOME	0- 0	0- 1	9- 3				
7- 6	0- 0	0- 1	AWAY	0- 1	0- 1	7- 3				
1- 1	0- 0	0- 0	NEUTRAL	0- 0	0- 1	1- 0				
2- 9	0- 0	0- 1	NON-CONFERENCE	0- 1	0- 3	2- 4				
1- 3	0- 0	0- 0	HOME	0- 0	0- 1	1- 2				
0- 5	0- 0	0- 1	AWAY	0- 1	0- 1	0- 2				
1- 1	0- 0	0- 0	NEUTRAL	0- 0	0- 1	1- 0				
15- 2	0- 0	0- 0	CONFERENCE	0- 0	0- 0	15- 2				
8- 1	0- 0	0- 0	HOME	0- 0	0- 0	8- 1				
7- 1	0- 0	0- 0	AWAY	0- 0	0- 0	7- 1				
0- 0	0- 0	0- 0	NEUTRAL	0- 0	0- 0	0- 0				

RPI 1-25			RPI 26-50			RPI 51-100			RPI 101+ Team's RPI: 202		
RPI	S	Opponent	Score	RPI	S	Opponent	Score	RPI	S	Opponent	Score
				50	A	St. John's (NY)	54 67	63	A	Temple	62 92
								120	H	Buffalo	53 66
								125	A	Penn St.	46 83
								133	N	La.-Lafayette	58 60
								191	A	Fairfield	50 61
								210	H	Hartford	67 68
								212	A	Robert Morris	63 78
								212	H	Robert Morris	62 52
								229	H	Binghamton	69 60
								239	A	Bryant	64 60
								239	H	Bryant	59 61
								254	H	New Hampshire	69 81
								261	A	Saint Francis (PA)	81 77
								261	H	Saint Francis (PA)	80 67
								271	N	Coastal Caro.	71 62
								284	A	Central Conn. St.	61 57
								284	H	Central Conn. St.	79 69
								289	A	Vermont	51 53
								314	A	Fairleigh Dickinson	80 65
								314	H	Fairleigh Dickinson	72 61
								319	H	Mt. St. Mary's	61 58
								326	A	LIU Brooklyn	62 53
								326	H	LIU Brooklyn	71 47
								335	A	St. Francis Brooklyn	68 51
								335	H	St. Francis Brooklyn	63 55
								342	A	Wagner	77 73
								342	H	Wagner	73 62
LAST 12 Division I GAMES:											
				261	H	Saint Francis (PA)	80 67	335	H	St. Francis Brooklyn	63 55
				239	A	Bryant	64 60	326	A	LIU Brooklyn	62 53
				314	A	Fairleigh Dickinson	80 65	239	H	Bryant	59 61
				212	H	Robert Morris	62 52	319	H	Mt. St. Mary's	61 58
				284	H	Central Conn. St.	79 69	342	A	Wagner	77 73
				326	H	LIU Brooklyn	71 47	284	A	Central Conn. St.	61 57

Non-Div I Games:

Sacred Heart

■ Loss,
 ■ Non-Conf,
 ■ S Site,
 ■ Home
 ■ A Away
 N Neutral

Average RPI Win:	307	WON-LOST	WINNING	LAST 10	STRENGTH OF	OPP. STRENGTH	TEAM	ADJ.	CONF.	ADJ CONF.
Average RPI Loss:	192	RECORD	PCT. RANK	GAMES	SCHEDULE	OF SCHEDULE	RPI	RPI	RPI	RPI
DIV. I ONLY	12- 15	208	6- 4	307	332	261	261	30	30	
DIV. I NON-CONF.	1- 9	325	0- 0	172	140	307	307	32	32	
TOTALS	RPI 1-25	RPI 26-50	W-L RECORDS	RPI 51-100	RPI 101-150	RPI 150+				
12- 15	0- 1	0- 1	OVERALL	0- 0	0- 1	12- 12				
8- 3	0- 0	0- 0	HOME	0- 0	0- 1	8- 2				
4- 11	0- 1	0- 1	AWAY	0- 0	0- 0	4- 9				
0- 1	0- 0	0- 0	NEUTRAL	0- 0	0- 0	0- 1				
1- 9	0- 1	0- 1	NON-CONFERENCE	0- 0	0- 1	1- 6				
1- 1	0- 0	0- 0	HOME	0- 0	0- 1	1- 0				
0- 7	0- 1	0- 1	AWAY	0- 0	0- 0	0- 5				
0- 1	0- 0	0- 0	NEUTRAL	0- 0	0- 0	0- 1				
11- 6	0- 0	0- 0	CONFERENCE	0- 0	0- 0	11- 6				
7- 2	0- 0	0- 0	HOME	0- 0	0- 0	7- 2				
4- 4	0- 0	0- 0	AWAY	0- 0	0- 0	4- 4				
0- 0	0- 0	0- 0	NEUTRAL	0- 0	0- 0	0- 0				

RPI 1-25				RPI 26-50				RPI 51-100				RPI 101+ Team's RPI: 261			
RPI	S	Opponent	Score	RPI	S	Opponent	Score	RPI	S	Opponent	Score	RPI	S	Opponent	Score
20	A	Florida	65 122	43	A	Ohio	65 91					129	H	Pittsburgh	59 74
												157	A	Marshall	73 81
												158	A	Cornell	69 75
												188	N	Eastern Ky.	82 88
												202	A	Sacred Heart	67 80
												202	H	Sacred Heart	77 81
												208	A	Canisius	52 77
												212	H	Robert Morris	62 54
												220	A	Cincinnati	86 93
												236	A	Columbia	78 82
												239	A	Bryant	72 84
												239	H	Bryant	85 72
												271	H	Coastal Caro.	106 74
												284	A	Central Conn. St.	51 66
												284	H	Central Conn. St.	59 79
												314	A	Fairleigh Dickinson	72 73
												314	H	Fairleigh Dickinson	87 67
												319	A	Mt. St. Mary's	73 64
												319	H	Mt. St. Mary's	87 57
												326	A	LIU Brooklyn	84 75
												326	H	LIU Brooklyn	72 64
												335	A	St. Francis Brooklyn	83 76
												335	H	St. Francis Brooklyn	85 68
												342	A	Wagner	87 74
												342	H	Wagner	93 78
LAST 12 Division I GAMES:															
202	A	Sacred Heart	67 80	284	H	Central Conn. St.	59 79								
335	H	St. Francis Brooklyn	85 68	314	A	Fairleigh Dickinson	72 73								
326	H	LIU Brooklyn	72 64	212	H	Robert Morris	62 54								
342	A	Wagner	87 74	239	A	Bryant	72 84								
319	A	Mt. St. Mary's	73 64	284	A	Central Conn. St.	51 66								
239	H	Bryant	85 72	314	H	Fairleigh Dickinson	87 67								

Non-Div I Games: Pitt.-Johnstown 82 78

Saint Francis (PA)

■ Loss,
 ■ Non-Conf,
 ■ S Site,
 ■ Home
 ■ A Away
 N Neutral

Saint Joseph's

Through Games Of Feb. 27, 2016

Average RPI Win:	154	WON-LOST	WINNING	LAST 10	STRENGTH OF	OPP. STRENGTH	TEAM	ADJ.	CONF.	ADJ CONF.
Average RPI Loss:	84	RECORD	PCT. RANK	GAMES	SCHEDULE	OF SCHEDULE	RPI	RPI	RPI	RPI
DIV. I ONLY	14- 14	166	5- 5	35	83	101	101	7	7	
DIV. I NON-CONF.	6- 6	160	0- 0	4	34	55	55	8	8	
TOTALS	RPI 1-25	RPI 26-50	W-L RECORDS	RPI 51-100	RPI 101-150	RPI 150+				
14- 14	0- 2	1- 4	OVERALL	4- 4	0- 1	9- 3				
9- 7	0- 1	1- 2	HOME	2- 3	0- 1	6- 0				
5- 7	0- 1	0- 2	AWAY	2- 1	0- 0	3- 3				
0- 0	0- 0	0- 0	NEUTRAL	0- 0	0- 0	0- 0				
6- 6	0- 1	1- 2	NON-CONFERENCE	3- 2	0- 1	2- 0				
4- 4	0- 1	1- 1	HOME	2- 1	0- 1	1- 0				
2- 2	0- 0	0- 1	AWAY	1- 1	0- 0	1- 0				
0- 0	0- 0	0- 0	NEUTRAL	0- 0	0- 0	0- 0				
8- 8	0- 1	0- 2	CONFERENCE	1- 2	0- 0	7- 3				
5- 3	0- 0	0- 1	HOME	0- 2	0- 0	5- 0				
3- 5	0- 1	0- 1	AWAY	1- 0	0- 0	2- 3				
0- 0	0- 0	0- 0	NEUTRAL	0- 0	0- 0	0- 0				

RPI 1-25				RPI 26-50				RPI 51-100				RPI 101+ Team's RPI: 101			
RPI	S	Opponent	Score	RPI	S	Opponent	Score	RPI	S	Opponent	Score	RPI	S	Opponent	Score
1	H	Notre Dame	55 91	29	H	Seton Hall	54 66	55	H	Saint Louis	66 77	115	H	Iona	75 81
24	A	Duquesne	59 73	36	H	Penn	50 46	56	H	Rutgers	65 78	168	A	Fordham	40 47
				37	H	George Washington	45 70	63	A	Temple	70 67	168	H	Fordham	61 51
				38	A	St. Bonaventure	51 65	71	H	Dayton	61 71	169	H	UMBC	104 45
				49	A	Villanova	49 55	72	H	Central Mich.	76 66	176	H	Davidson	87 54
								73	A	Hofstra	62 75	187	A	George Mason	41 55
								81	A	VCU	66 63	199	A	Richmond	59 57
								82	H	Drexel	53 46	199	H	Richmond	64 53
												206	A	Lehigh	63 62
												207	A	Massachusetts	62 58
												216	H	Rhode Island	74 63
												275	A	La Salle	70 75
												275	H	La Salle	64 55
LAST 12 Division I GAMES:															
				199	A	Richmond	59 57	187	A	George Mason	41 55				
				176	H	Davidson	87 54	275	H	La Salle	64 55				
				216	H	Rhode Island	74 63	38	A	St. Bonaventure	51 65				
				275	A	La Salle	70 75	71	H	Dayton	61 71				
				24	A	Duquesne	59 73	55	H	Saint Louis	66 77				
				168	H	Fordham	61 51	168	A	Fordham	40 47				

Non-Div I Games:

Saint Joseph's

■ Loss,
 ■ Non-Conf,
 ■ S Site,
 ■ H Home
 ■ A Away
 N Neutral

Saint Louis

Through Games Of Feb. 27, 2016

Average RPI Win:	184	WON-LOST	WINNING	LAST 10	STRENGTH OF	OPP. STRENGTH	TEAM	ADJ.	CONF.	ADJ CONF.
Average RPI Loss:	93	RECORD	PCT. RANK	GAMES	SCHEDULE	OF SCHEDULE	RPI	RPI	RPI	RPI
DIV. I ONLY	22- 6	35	8- 2	169	109	55	55	7	7	
DIV. I NON-CONF.	9- 3	69	0- 0	248	270	98	98	8	8	
TOTALS	RPI 1-25	RPI 26-50	W-L RECORDS	RPI 51-100	RPI 101-150	RPI 150+				
22- 6	1- 0	0- 2	OVERALL	3- 2	3- 1	15- 1				
11- 1	1- 0	0- 0	HOME	1- 0	0- 0	9- 1				
10- 5	0- 0	0- 2	AWAY	2- 2	3- 1	5- 0				
1- 0	0- 0	0- 0	NEUTRAL	0- 0	0- 0	1- 0				
9- 3	0- 0	0- 0	NON-CONFERENCE	0- 2	2- 1	7- 0				
4- 0	0- 0	0- 0	HOME	0- 0	0- 0	4- 0				
4- 3	0- 0	0- 0	AWAY	0- 2	2- 1	2- 0				
1- 0	0- 0	0- 0	NEUTRAL	0- 0	0- 0	1- 0				
13- 3	1- 0	0- 2	CONFERENCE	3- 0	1- 0	8- 1				
7- 1	1- 0	0- 0	HOME	1- 0	0- 0	5- 1				
6- 2	0- 0	0- 2	AWAY	2- 0	1- 0	3- 0				
0- 0	0- 0	0- 0	NEUTRAL	0- 0	0- 0	0- 0				

RPI 1-25				RPI 26-50				RPI 51-100 Team's RPI: 55				RPI 101+			
RPI	S	Opponent	Score	RPI	S	Opponent	Score	RPI	S	Opponent	Score	RPI	S	Opponent	Score
24	H	Duquesne	84 81	37	A	George Washington	80 89	66	A	Ball St.	70 79	101	A	Saint Joseph's	77 66
				38	A	St. Bonaventure	59 80	71	A	Dayton	55 52	102	A	Memphis	63 57
								71	H	Dayton	70 56	110	A	Mercer	68 60
								80	A	Tulane	58 66	148	A	SIUE	64 71
								81	A	VCU	77 72	168	A	Fordham	51 49
												176	A	Davidson	79 50
												176	H	Davidson	88 51
												184	H	Tulsa	82 73
												187	A	George Mason	61 50
												187	H	George Mason	63 73
												199	H	Richmond	73 48
												207	H	Massachusetts	69 49
												213	A	Indiana St.	62 52
												216	H	Rhode Island	77 60
												224	H	Southeast Mo. St.	67 52
												273	N	Cleveland St.	76 65
												275	H	La Salle	79 70
												305	H	Bradley	75 58
												339	H	Eastern Ill.	78 47
												346	A	Alabama A&M	91 60
LAST 12 Division I GAMES:															
216	H	Rhode Island	77 60	199	H	Richmond	73 48								
71	A	Dayton	55 52	37	A	George Washington	80 89								
168	A	Fordham	51 49	187	A	George Mason	61 50								
24	H	Duquesne	84 81	275	H	La Salle	79 70								
176	H	Davidson	88 51	101	A	Saint Joseph's	77 66								
38	A	St. Bonaventure	59 80	71	H	Dayton	70 56								

Non-Div I Games: Mo.-St. Louis 67 31

Saint Louis

■ Loss,
 ■ Non-Conf,
 ■ S Site,
 ■ Home
 ■ A Away
 N Neutral

Saint Peter's

Through Games Of Feb. 27, 2016

Average RPI Win: 249	WON-LOST	WINNING	LAST 10	STRENGTH OF	OPP. STRENGTH	TEAM	ADJ.	CONF.	ADJ CONF.
Average RPI Loss: 197	RECORD	PCT. RANK	GAMES	SCHEDULE	OF SCHEDULE	RPI	RPI	RPI	RPI
DIV. I ONLY	4- 24	331	0- 10	240	280	336	336	23	23
DIV. I NON-CONF.	2- 7	280	0- 0	174	335	299	299	22	22
TOTALS	RPI 1-25	RPI 26-50	W-L RECORDS	RPI 51-100	RPI 101-150	RPI 150+			
4- 24	0- 1	0- 1	OVERALL	0- 2	0- 3	4- 17			
4- 11	0- 1	0- 0	HOME	0- 1	0- 2	4- 7			
0- 13	0- 0	0- 0	AWAY	0- 1	0- 0	0- 0			
0- 0	0- 0	0- 0	NEUTRAL	0- 0	0- 0	0- 0			
2- 7	0- 1	0- 1	NON-CONFERENCE	0- 0	0- 1	2- 4			
2- 3	0- 1	0- 0	HOME	0- 0	0- 1	2- 1			
0- 4	0- 0	0- 1	AWAY	0- 0	0- 0	0- 3			
0- 0	0- 0	0- 0	NEUTRAL	0- 0	0- 0	0- 0			
2- 17	0- 0	0- 0	CONFERENCE	0- 2	0- 2	2- 13			
2- 8	0- 0	0- 0	HOME	0- 1	0- 1	2- 6			
0- 9	0- 0	0- 0	AWAY	0- 1	0- 1	0- 7			
0- 0	0- 0	0- 0	NEUTRAL	0- 0	0- 0	0- 0			

RPI 1-25				RPI 26-50				RPI 51-100				RPI 101+ Team's RPI: 336			
RPI	S	Opponent	Score	RPI	S	Opponent	Score	RPI	S	Opponent	Score	RPI	S	Opponent	Score
24	H	Duquesne	38 63	29	A	Seton Hall	65 81	90	A	Quinnipiac	49 66	115	A	Iona	50 64
								90	H	Quinnipiac	53 65	115	H	Iona	51 65
												146	H	Stony Brook	35 69
												172	A	Marist	46 69
												172	H	Marist	55 74
												191	A	Fairfield	49 76
												191	H	Fairfield	56 46
												206	A	Lehigh	42 74
												208	A	Canisius	42 54
												208	H	Canisius	53 60
												215	H	Brown	79 67
												221	H	Navy	39 50
												225	A	Manhattan	47 64
												225	H	Manhattan	43 60
												231	A	Siena	58 59
												231	H	Siena	55 64
												253	H	Monmouth	67 62
												293	A	Rider	48 57
												293	H	Rider	67 68
												299	A	Niagara	46 51
												299	H	Niagara	48 52
												314	A	Fairleigh Dickinson	52 73
												327	A	Lafayette	69 72
												335	H	St. Francis Brooklyn	44 40
LAST 12 Division I GAMES:															
				225	H	Manhattan	43 60					172	H	Marist	55 74
				115	A	Iona	50 64					90	A	Quinnipiac	49 66
				293	A	Rider	48 57					231	H	Siena	55 64
				90	H	Quinnipiac	53 65					172	A	Marist	46 69
				191	A	Fairfield	49 76					225	A	Manhattan	47 64
				293	H	Rider	67 68					299	A	Niagara	46 51

Non-Div I Games:

Saint Peter's

■ Loss,
 ■ Non-Conf,
 ■ S Site,
 ■ H Home
 ■ A Away
 N Neutral

Average RPI Win:	298	WON-LOST	WINNING	LAST 10	STRENGTH OF	OPP. STRENGTH	TEAM	ADJ.	CONF.	ADJ CONF.
Average RPI Loss:	139	RECORD	PCT. RANK	GAMES	SCHEDULE	OF SCHEDULE	RPI	RPI	RPI	RPI
DIV. I ONLY	8- 16	265	3- 7	150	251	227	227	27	27	
DIV. I NON-CONF.	2- 6	272	0- 0	76	57	159	159	26	26	
TOTALS	RPI 1-25	RPI 26-50	W-L RECORDS	RPI 51-100	RPI 101-150	RPI 150+				
8- 16	0- 2	0- 1	OVERALL	0- 3	0- 4	8- 6				
4- 4	0- 0	0- 0	HOME	0- 1	0- 1	4- 2				
4- 11	0- 1	0- 1	AWAY	0- 2	0- 3	4- 4				
0- 1	0- 1	0- 0	NEUTRAL	0- 0	0- 0	0- 0				
2- 6	0- 2	0- 1	NON-CONFERENCE	0- 1	0- 1	2- 1				
0- 1	0- 0	0- 0	HOME	0- 0	0- 0	0- 1				
2- 4	0- 1	0- 1	AWAY	0- 1	0- 1	2- 0				
0- 1	0- 1	0- 0	NEUTRAL	0- 0	0- 0	0- 0				
6- 10	0- 0	0- 0	CONFERENCE	0- 2	0- 3	6- 5				
4- 3	0- 0	0- 0	HOME	0- 1	0- 1	4- 1				
2- 7	0- 0	0- 0	AWAY	0- 1	0- 2	2- 4				
0- 0	0- 0	0- 0	NEUTRAL	0- 0	0- 0	0- 0				

RPI 1-25				RPI 26-50				RPI 51-100				RPI 101+				Team's RPI: 227	
RPI	S	Opponent	Score	RPI	S	Opponent	Score	RPI	S	Opponent	Score	RPI	S	Opponent	Score		
6	A	Texas	49 83	45	A	Kansas St.	50 78	74	A	Abilene Christian	55 67	114	A	Central Ark.	53 72		
16	N	Florida St.	37 94					74	H	Abilene Christian	76 87	114	H	Central Ark.	63 73		
								83	A	TCU	59 85	122	A	Northwestern St.	49 69		
												131	A	Arkansas	47 67		
												156	A	McNeese St.	79 82		
												201	A	Stephen F. Austin	63 70		
												223	H	Rice	46 58		
												243	A	Texas Southern	53 51		
												245	A	Houston Baptist	63 67		
												245	H	Houston Baptist	78 70		
												283	A	Lamar	78 76		
												306	H	Southeastern La.	80 56		
												312	H	Nicholls St.	63 67		
												313	A	A&M-Corpus Christi	71 81		
												313	H	A&M-Corpus Christi	75 57		
												326	A	LIU Brooklyn	63 56		
												331	H	New Orleans	64 52		
												334	A	Incarinate Word	65 60		
LAST 12 Division I GAMES:																	
313	H	A&M-Corpus Christi	75 57	245	A	Houston Baptist	63 67										
114	A	Central Ark.	53 72	283	A	Lamar	78 76										
114	H	Central Ark.	63 73	201	A	Stephen F. Austin	63 70										
245	H	Houston Baptist	78 70	74	H	Abilene Christian	76 87										
74	A	Abilene Christian	55 67	156	A	McNeese St.	79 82										
313	A	A&M-Corpus Christi	71 81	312	H	Nicholls St.	63 67										

Non-Div I Games: LSU-Alexandria 85 50 Our Lady Of The Lak67 56

Sam Houston St.

Loss, Non-Conf, S Site, H Home A Away N Neutral

Average RPI Win:	244	WON-LOST	WINNING	LAST 10	STRENGTH OF	OPP. STRENGTH	TEAM	ADJ.	CONF.	ADJ CONF.
Average RPI Loss:	90	RECORD	PCT. RANK	GAMES	SCHEDULE	OF SCHEDULE	RPI	RPI	RPI	RPI
DIV. I ONLY	17- 10	97	8- 2	202	185	107	107	17	17	
DIV. I NON-CONF.	6- 7	176	0- 0	187	171	138	138	15	15	
TOTALS	RPI 1-25	RPI 26-50	W-L RECORDS	RPI 51-100	RPI 101-150	RPI 150+				
17- 10	0- 0	1- 3	OVERALL	0- 3	1- 3	15- 1				
7- 2	0- 0	1- 0	HOME	0- 1	0- 1	6- 0				
9- 8	0- 0	0- 3	AWAY	0- 2	1- 2	8- 1				
1- 0	0- 0	0- 0	NEUTRAL	0- 0	0- 0	1- 0				
6- 7	0- 0	0- 2	NON-CONFERENCE	0- 3	1- 1	5- 1				
1- 1	0- 0	0- 0	HOME	0- 1	0- 0	1- 0				
4- 6	0- 0	0- 2	AWAY	0- 2	1- 1	3- 1				
1- 0	0- 0	0- 0	NEUTRAL	0- 0	0- 0	1- 0				
11- 3	0- 0	1- 1	CONFERENCE	0- 0	0- 2	10- 0				
6- 1	0- 0	1- 0	HOME	0- 0	0- 1	5- 0				
5- 2	0- 0	0- 1	AWAY	0- 0	0- 1	5- 0				
0- 0	0- 0	0- 0	NEUTRAL	0- 0	0- 0	0- 0				

RPI 1-25				RPI 26-50				RPI 51-100				RPI 101+				Team's RPI: 107	
RPI	S	Opponent	Score	RPI	S	Opponent	Score	RPI	S	Opponent	Score	RPI	S	Opponent	Score		
				26	A	Mississippi St.	47 68	75	A	Georgia Tech	55 66	110	A	Mercer	61 63		
				39	A	Indiana	56 65	88	A	UT Martin	50 52	110	H	Mercer	60 63		
				47	A	Chattanooga	30 53	100	H	Harvard	54 60	123	A	LSU	47 44		
				47	H	Chattanooga	48 43					149	A	UAB	41 61		
												155	A	Southern Miss.	48 56		
												159	A	ETSU	56 51		
												159	H	ETSU	55 47		
												171	H	Troy	73 69		
												221	A	Furman	58 45		
												221	H	Furman	77 63		
												280	A	Alabama St.	54 35		
												295	A	Jacksonville St.	50 39		
												300	A	Wofford	58 39		
												300	H	Wofford	50 48		
												301	A	Western Caro.	59 42		
												301	H	Western Caro.	57 52		
												310	A	UNCG	57 52		
												310	H	UNCG	80 49		
												312	N	Nicholls St.	45 43		
												346	A	Alabama A&M	54 30		
LAST 12 Division I GAMES:																	
				300	H	Wofford	50 48	310	H	UNCG	80 49						
				221	H	Furman	77 63	300	A	Wofford	58 39						
				159	A	ETSU	56 51	221	A	Furman	58 45						
				47	A	Chattanooga	30 53	47	H	Chattanooga	48 43						
				110	A	Mercer	61 63	159	H	ETSU	55 47						
				301	H	Western Caro.	57 52	110	H	Mercer	60 63						

Non-Div I Games: AUM 82 32 Shorter 53 33

Samford

Loss, Non-Conf, S Site, H Home A Away N Neutral

Average RPI Win:	194	WON-LOST	WINNING	LAST 10	STRENGTH OF	OPP. STRENGTH	TEAM	ADJ.	CONF.	ADJ CONF.
Average RPI Loss:	62	RECORD	PCT. RANK	GAMES	SCHEDULE	OF SCHEDULE	RPI	RPI	RPI	RPI
DIV. I ONLY	22- 6	35	6- 4	196	95	79	79	8	8	
DIV. I NON-CONF.	9- 1	22	0- 0	319	151	115	115	9	9	
TOTALS	RPI 1-25	RPI 26-50	W-L RECORDS	RPI 51-100	RPI 101-150	RPI 150+				
22- 6	1- 1	0- 0	OVERALL	2- 5	6- 0	13- 0				
10- 4	1- 0	0- 0	HOME	0- 4	3- 0	6- 0				
12- 2	0- 1	0- 0	AWAY	2- 1	3- 0	7- 0				
0- 0	0- 0	0- 0	NEUTRAL	0- 0	0- 0	0- 0				
9- 1	0- 0	0- 0	NON-CONFERENCE	0- 1	4- 0	5- 0				
4- 1	0- 0	0- 0	HOME	0- 1	2- 0	2- 0				
5- 0	0- 0	0- 0	AWAY	0- 0	2- 0	3- 0				
0- 0	0- 0	0- 0	NEUTRAL	0- 0	0- 0	0- 0				
13- 5	1- 1	0- 0	CONFERENCE	2- 4	2- 0	8- 0				
6- 3	1- 0	0- 0	HOME	0- 3	1- 0	4- 0				
7- 2	0- 1	0- 0	AWAY	2- 1	1- 0	4- 0				
0- 0	0- 0	0- 0	NEUTRAL	0- 0	0- 0	0- 0				

RPI	S	Opponent	Score	RPI	S	Opponent	Score	RPI	S	Opponent	Score	RPI	S	Opponent	Score
15	A	BYU	60 68					52	A	St. Mary's (CA)	60 68	104	A	Gonzaga	58 57
15	H	BYU	78 65					52	H	St. Mary's (CA)	68 73	104	H	Gonzaga	63 54
								68	A	Santa Clara	70 58	124	H	Akron	86 65
								68	H	Santa Clara	47 61	126	A	Fresno St.	72 68
								84	H	Washington St.	72 78	135	H	Arizona	59 54
								99	A	San Francisco	67 58	141	A	Montana St.	62 49
								99	H	San Francisco	54 59	163	A	Pacific	59 56
												163	H	Pacific	69 56
												240	A	Loyola Marymount	75 67
												240	H	Loyola Marymount	82 58
												244	H	Valparaiso	76 60
												246	A	San Diego St.	60 53
												276	A	Pepperdine	70 54
												276	H	Pepperdine	74 55
												282	A	Portland	77 67
												282	H	Portland	71 43
												297	H	CSUN	86 64
												316	A	Nevada	84 47
												337	A	Cal St. Fullerton	53 44
LAST 12 Division I GAMES:															
282	A	Portland	77 67	52	A	St. Mary's (CA)	60 68								
104	A	Gonzaga	58 57	240	A	Loyola Marymount	75 67								
15	A	BYU	60 68	276	A	Pepperdine	70 54								
99	H	San Francisco	54 59	240	H	Loyola Marymount	82 58								
68	H	Santa Clara	47 61	276	H	Pepperdine	74 55								
163	A	Pacific	59 56	104	H	Gonzaga	63 54								

Non-Div I Games: Hope Int'l 90 52

San Diego

■ Loss,
 ■ Non-Conf,
 ■ S Site,
 ■ Home
 ■ A Away
 N Neutral

Average RPI Win:	246	WON-LOST	WINNING	LAST 10	STRENGTH OF	OPP. STRENGTH	TEAM	ADJ.	CONF.	ADJ CONF.
Average RPI Loss:	150	RECORD	PCT. RANK	GAMES	SCHEDULE	OF SCHEDULE	RPI	RPI	RPI	RPI
DIV. I ONLY	10- 16	240	5- 5	185	216	246	246	19	19	
DIV. I NON-CONF.	4- 6	201	0- 0	246	219	257	257	20	20	
TOTALS	RPI 1-25	RPI 26-50	W-L RECORDS	RPI 51-100	RPI 101-150	RPI 150+				
10- 16	0- 0	0- 3	OVERALL	0- 2	1- 2	9- 9				
6- 8	0- 0	0- 1	HOME	0- 2	1- 0	5- 5				
4- 8	0- 0	0- 2	AWAY	0- 0	0- 2	4- 4				
0- 0	0- 0	0- 0	NEUTRAL	0- 0	0- 0	0- 0				
4- 6	0- 0	0- 1	NON-CONFERENCE	0- 2	0- 1	4- 2				
3- 3	0- 0	0- 0	HOME	0- 2	0- 0	3- 1				
1- 3	0- 0	0- 1	AWAY	0- 0	0- 1	1- 1				
0- 0	0- 0	0- 0	NEUTRAL	0- 0	0- 0	0- 0				
6- 10	0- 0	0- 2	CONFERENCE	0- 0	1- 1	5- 7				
3- 5	0- 0	0- 1	HOME	0- 0	1- 0	2- 4				
3- 5	0- 0	0- 1	AWAY	0- 0	0- 1	3- 3				
0- 0	0- 0	0- 0	NEUTRAL	0- 0	0- 0	0- 0				

RPI	S	Opponent	Score	RPI	S	Opponent	Score	RPI	S	Opponent	Score	RPI	S	Opponent	Score	Team's RPI: 246
32	A	Washington	51 80	51	H	UC Riverside	68 85	126	A	Fresno St.	49 54	126	H	Fresno St.	65 54	
46	A	Colorado St.	54 70	79	H	San Diego	53 60	134	A	Long Beach St.	54 74	152	A	Boise St.	63 68	
46	H	Colorado St.	57 60					152	H	Boise St.	45 75	178	H	Wisconsin	63 57	
								182	A	New Mexico	51 46	190	H	UC Davis	54 65	
								194	A	San Jose St.	73 78	194	H	San Jose St.	87 70	
								203	H	UNLV	41 55	218	A	Utah St.	59 72	
								218	H	Utah St.	36 55	238	A	Wyoming	84 77	
								238	H	Wyoming	53 40	240	A	Loyola Marymount	65 92	
								297	A	CSUN	67 65	316	H	Nevada	64 70	
								323	H	North Dakota St.	64 54	337	H	Cal St. Fullerton	54 43	
								343	A	Air Force	69 66					
LAST 12 Division I GAMES:																
152	A	Boise St.	63 68	46	A	Colorado St.	54 70									
238	H	Wyoming	53 40	203	H	UNLV	41 55									
194	H	San Jose St.	87 70	316	H	Nevada	64 70									
343	A	Air Force	69 66	218	A	Utah St.	59 72									
126	H	Fresno St.	65 54	126	A	Fresno St.	49 54									
182	A	New Mexico	51 46	152	H	Boise St.	45 75									

Non-Div I Games: San Diego Christian60 25

San Diego St.

■ Loss,
 ■ Non-Conf,
 ■ S Site,
 ■ Home
 ■ A Away
 N Neutral

San Francisco

Through Games Of Feb. 27, 2016

Average RPI Win:	198	WON-LOST	WINNING	LAST 10	STRENGTH OF	OPP. STRENGTH	TEAM	ADJ.	CONF.	ADJ CONF.
Average RPI Loss:	92	RECORD	PCT. RANK	GAMES	SCHEDULE	OF SCHEDULE	RPI	RPI	RPI	RPI
DIV. I ONLY	16- 11	122	6- 4	110	107	99	99	8	8	
DIV. I NON-CONF.	7- 2	57	0- 0	176	199	71	71	9	9	
TOTALS	RPI 1-25	RPI 26-50	W-L RECORDS	RPI 51-100	RPI 101-150	RPI 150+				
16- 11	0- 2	0- 0	OVERALL	2- 5	3- 1	11- 3				
7- 5	0- 1	0- 0	HOME	1- 3	2- 0	4- 1				
9- 6	0- 1	0- 0	AWAY	1- 2	1- 1	7- 2				
0- 0	0- 0	0- 0	NEUTRAL	0- 0	0- 0	0- 0				
7- 2	0- 0	0- 0	NON-CONFERENCE	1- 0	2- 0	4- 2				
2- 1	0- 0	0- 0	HOME	1- 0	1- 0	0- 1				
5- 1	0- 0	0- 0	AWAY	0- 0	1- 0	4- 1				
0- 0	0- 0	0- 0	NEUTRAL	0- 0	0- 0	0- 0				
9- 9	0- 2	0- 0	CONFERENCE	1- 5	1- 1	7- 1				
5- 4	0- 1	0- 0	HOME	0- 3	1- 0	4- 0				
4- 5	0- 1	0- 0	AWAY	1- 2	0- 1	3- 1				
0- 0	0- 0	0- 0	NEUTRAL	0- 0	0- 0	0- 0				

RPI 1-25				RPI 26-50				RPI 51-100 Team's RPI: 99				RPI 101+			
RPI	S	Opponent	Score	RPI	S	Opponent	Score	RPI	S	Opponent	Score	RPI	S	Opponent	Score
15	A	BYU	62 65					51	H	UC Riverside	88 76	104	A	Gonzaga	47 68
15	H	BYU	57 66					52	A	St. Mary's (CA)	59 72	104	H	Gonzaga	71 52
								52	H	St. Mary's (CA)	68 78	111	H	North Dakota	74 57
								68	A	Santa Clara	57 68	134	A	Long Beach St.	66 52
								68	H	Santa Clara	57 59	163	A	Pacific	57 70
								79	A	San Diego	59 54	163	H	Pacific	81 71
								79	H	San Diego	58 67	175	A	Sacramento St.	95 94
												193	H	Cal Poly	61 62
												194	A	San Jose St.	82 78
												204	A	Utah Valley	88 94
												237	A	North Texas	69 61
												240	A	Loyola Marymount	75 73
												240	H	Loyola Marymount	81 72
												276	A	Pepperdine	81 74
												276	H	Pepperdine	99 75
												282	A	Portland	82 63
												282	H	Portland	90 69
												316	A	Nevada	70 62
LAST 12 Division I GAMES:															
52	A	St. Mary's (CA)	59 72	68	H	Santa Clara	57 59								
163	H	Pacific	81 71	104	H	Gonzaga	71 52								
240	H	Loyola Marymount	81 72	282	H	Portland	90 69								
276	H	Pepperdine	99 75	68	A	Santa Clara	57 68								
79	A	San Diego	59 54	276	A	Pepperdine	81 74								
15	A	BYU	62 65	240	A	Loyola Marymount	75 73								

Non-Div I Games: Holy Names 77 31 San Fran. St. 73 45

San Francisco

Loss, Non-Conf, S Site, H Home A Away N Neutral

Average RPI Win:	252	WON-LOST	WINNING	LAST 10	STRENGTH OF	OPP. STRENGTH	TEAM	ADJ.	CONF.	ADJ CONF.
Average RPI Loss:	117	RECORD	PCT. RANK	GAMES	SCHEDULE	OF SCHEDULE	RPI	RPI	RPI	RPI
DIV. I ONLY	11- 15	223	6- 4	130	210	194	194	19	19	
DIV. I NON-CONF.	1- 9	325	0- 0	63	169	274	274	20	20	
TOTALS	RPI 1-25	RPI 26-50	W-L RECORDS	RPI 51-100	RPI 101-150	RPI 150+				
11- 15	0- 0	0- 2	OVERALL	0- 6	1- 2	10- 5				
6- 7	0- 0	0- 1	HOME	0- 3	0- 2	6- 1				
5- 8	0- 0	0- 1	AWAY	0- 3	1- 0	4- 4				
0- 0	0- 0	0- 0	NEUTRAL	0- 0	0- 0	0- 0				
1- 9	0- 0	0- 0	NON-CONFERENCE	0- 6	0- 1	1- 2				
1- 4	0- 0	0- 0	HOME	0- 3	0- 1	1- 0				
0- 5	0- 0	0- 0	AWAY	0- 3	0- 0	0- 2				
0- 0	0- 0	0- 0	NEUTRAL	0- 0	0- 0	0- 0				
10- 6	0- 0	0- 2	CONFERENCE	0- 0	1- 1	9- 3				
5- 3	0- 0	0- 1	HOME	0- 0	0- 1	5- 1				
5- 3	0- 0	0- 1	AWAY	0- 0	1- 0	4- 2				
0- 0	0- 0	0- 0	NEUTRAL	0- 0	0- 0	0- 0				

RPI S	Opponent	Score	RPI S	Opponent	Score	RPI S	Opponent	Score	RPI S	Opponent	Score	Team's RPI: 194
46	A Colorado St.	54 76	46	H Colorado St.	78 80	52	A St. Mary's (CA)	81 91	121	H Hawaii	73 76	
						58	H South Dakota	77 87	126	A Fresno St.	66 64	
						70	A Oregon	74 104	126	H Fresno St.	54 59	
						84	A Washington St.	80 95	152	H Boise St.	75 78	
						97	H New Mexico St.	66 75	163	A Pacific	69 81	
						99	H San Francisco	78 82	182	A New Mexico	57 71	
									182	H New Mexico	59 58	
									203	H UNLV	69 61	
									218	A Utah St.	86 74	
									218	H Utah St.	83 65	
									219	A CSU Bakersfield	88 90	
									238	A Wyoming	67 66	
									246	A San Diego St.	70 87	
									246	H San Diego St.	78 73	
									316	A Nevada	76 63	
									338	H UC Irvine	79 58	
									343	A Air Force	72 49	
									343	H Air Force	81 60	
LAST 12 Division I GAMES:												
218	H Utah St.	83 65	343	A Air Force	72 49							
246	A San Diego St.	70 87	46	H Colorado St.	78 80							
316	A Nevada	76 63	182	A New Mexico	57 71							
182	H New Mexico	59 58	152	H Boise St.	75 78							
203	H UNLV	69 61	126	H Fresno St.	54 59							
126	A Fresno St.	66 64	238	A Wyoming	67 66							

Non-Div I Games: Southern Ore. 92 78

San Jose St.

Santa Clara

Through Games Of Feb. 27, 2016

Average RPI Win:	195	WON-LOST	WINNING	LAST 10	STRENGTH OF	OPP. STRENGTH	TEAM	ADJ.	CONF.	ADJ CONF.
Average RPI Loss:	49	RECORD	PCT. RANK	GAMES	SCHEDULE	OF SCHEDULE	RPI	RPI	RPI	RPI
DIV. I ONLY	20- 7	58	8- 2	155	85	68	68	8	8	
DIV. I NON-CONF.	7- 2	57	0- 0	276	50	89	89	9	9	
TOTALS	RPI 1-25	RPI 26-50	W-L RECORDS	RPI 51-100	RPI 101-150	RPI 150+				
20- 7	1- 2	0- 2	OVERALL	4- 2	2- 1	13- 0				
9- 3	0- 1	0- 0	HOME	1- 2	2- 0	6- 0				
10- 4	1- 1	0- 2	AWAY	3- 0	0- 1	6- 0				
1- 0	0- 0	0- 0	NEUTRAL	0- 0	0- 0	1- 0				
7- 2	1- 0	0- 2	NON-CONFERENCE	0- 0	1- 0	5- 0				
3- 0	0- 0	0- 0	HOME	0- 0	1- 0	2- 0				
3- 2	1- 0	0- 2	AWAY	0- 0	0- 0	2- 0				
1- 0	0- 0	0- 0	NEUTRAL	0- 0	0- 0	1- 0				
13- 5	0- 2	0- 0	CONFERENCE	4- 2	1- 1	8- 0				
6- 3	0- 1	0- 0	HOME	1- 2	1- 0	4- 0				
7- 2	0- 1	0- 0	AWAY	3- 0	0- 1	4- 0				
0- 0	0- 0	0- 0	NEUTRAL	0- 0	0- 0	0- 0				

RPI 1-25				RPI 26-50				RPI 51-100				Team's RPI: 68	RPI 101+			
RPI	S	Opponent	Score	RPI	S	Opponent	Score	RPI	S	Opponent	Score		RPI	S	Opponent	Score
8	A	Stanford	61 58	32	A	Washington	55 100	52	A	St. Mary's (CA)	73 67		104	A	Gonzaga	44 53
15	A	BYU	63 70	44	A	Southern California	46 81	52	H	St. Mary's (CA)	70 78		104	H	Gonzaga	71 64
15	H	BYU	63 68					79	A	San Diego	61 47		140	H	Texas Tech	75 70
								79	H	San Diego	58 70		163	A	Pacific	66 60
								99	A	San Francisco	59 57		163	H	Pacific	76 52
								99	H	San Francisco	68 57		193	A	Cal Poly	69 63
													240	A	Loyola Marymount	57 56
													240	H	Loyola Marymount	68 41
													266	A	UC Santa Barbara	48 37
													266	H	UC Santa Barbara	66 48
													276	A	Pepperdine	62 60
													276	H	Pepperdine	84 50
													282	A	Portland	67 45
													282	H	Portland	66 47
													328	N	Evansville	62 44
													343	H	Air Force	68 34
LAST 12 Division I GAMES:																
163	A	Pacific	66 60	99	A	San Francisco	59 57	282	H	Portland	66 47					
52	H	St. Mary's (CA)	70 78	104	H	Gonzaga	71 64	99	H	San Francisco	68 57					
276	H	Pepperdine	84 50	240	A	Loyola Marymount	57 56	276	A	Pepperdine	62 60					
240	H	Loyola Marymount	68 41													
15	A	BYU	63 70													
79	A	San Diego	61 47													

Non-Div I Games: Hope Int'l 78 54 Simpson (CA) 112 34

Santa Clara

Loss, Non-Conf, S Site, H Home A Away N Neutral

Average RPI Win:	308	WON-LOST	WINNING	LAST 10	STRENGTH OF	OPP. STRENGTH	TEAM	ADJ.	CONF.	ADJ CONF.
Average RPI Loss:	185	RECORD	PCT. RANK	GAMES	SCHEDULE	OF SCHEDULE	RPI	RPI	RPI	RPI
DIV. I ONLY	7- 16	275	4- 6	271	322	292	292	31	31	
DIV. I NON-CONF.	1- 8	320	0- 0	67	115	233	233	30	30	
TOTALS	RPI 1-25	RPI 26-50	W-L RECORDS	RPI 51-100	RPI 101-150	RPI 150+				
7- 16	0- 2	0- 1	OVERALL	0- 2	0- 1	7- 10				
4- 5	0- 0	0- 0	HOME	0- 1	0- 0	4- 4				
3- 11	0- 2	0- 1	AWAY	0- 1	0- 1	3- 6				
0- 0	0- 0	0- 0	NEUTRAL	0- 0	0- 0	0- 0				
1- 8	0- 2	0- 1	NON-CONFERENCE	0- 2	0- 1	1- 2				
0- 2	0- 0	0- 0	HOME	0- 1	0- 0	0- 1				
1- 6	0- 2	0- 1	AWAY	0- 1	0- 1	1- 1				
0- 0	0- 0	0- 0	NEUTRAL	0- 0	0- 0	0- 0				
6- 8	0- 0	0- 0	CONFERENCE	0- 0	0- 0	6- 8				
4- 3	0- 0	0- 0	HOME	0- 0	0- 0	4- 3				
2- 5	0- 0	0- 0	AWAY	0- 0	0- 0	2- 5				
0- 0	0- 0	0- 0	NEUTRAL	0- 0	0- 0	0- 0				

RPI 1-25				RPI 26-50				RPI 51-100				RPI 101+ Team's RPI: 292			
RPI	S	Opponent	Score	RPI	S	Opponent	Score	RPI	S	Opponent	Score	RPI	S	Opponent	Score
20	A	Florida	34 99	26	A	Mississippi St.	25 92	56	A	Rutgers	26 65	145	A	Jacksonville	52 65
25	A	Oklahoma St.	48 76					60	H	Auburn	40 62	166	A	Hampton	53 65
												214	A	N.C. A&T	31 60
												214	H	N.C. A&T	59 69
												248	H	Morgan St.	60 66
												255	H	Coppin St.	57 55
												263	A	Bethune-Cookman	44 50
												280	A	Alabama St.	60 49
												285	H	UMES	60 42
												290	H	Ga. Southern	48 64
												294	A	Florida A&M	38 59
												295	A	Jacksonville St.	35 50
												308	A	South Carolina St.	43 56
												308	H	South Carolina St.	62 39
												330	H	Delaware St.	59 67
												333	A	Howard	69 64
												347	A	Norfolk St.	68 53
												348	H	N.C. Central	57 39
LAST 12 Division I GAMES:															
308	H	South Carolina St.	62 39	214	A	N.C. A&T	31 60								
333	A	Howard	69 64	347	A	Norfolk St.	68 53								
308	A	South Carolina St.	43 56	166	A	Hampton	53 65								
255	H	Coppin St.	57 55	330	H	Delaware St.	59 67								
248	H	Morgan St.	60 66	285	H	UMES	60 42								
263	A	Bethune-Cookman	44 50	348	H	N.C. Central	57 39								

Non-Div I Games: Columbia (SC) 101 34 Allen 72 46

Savannah St.

■ Loss,
 ■ Non-Conf,
 ■ S Site,
 ■ Home
 ■ A Away
 N Neutral

Average RPI Win: 272	WON-LOST	WINNING	LAST 10	STRENGTH OF	OPP. STRENGTH	TEAM	ADJ.	CONF.	ADJ CONF.
Average RPI Loss: 165	RECORD	PCT. RANK	GAMES	SCHEDULE	OF SCHEDULE	RPI	RPI	RPI	RPI
DIV. I ONLY	8- 19	276	1- 9	170	307	262	262	26	26
DIV. I NON-CONF.	5- 9	233	0- 0	98	295	179	179	25	25
TOTALS	RPI 1-25	RPI 26-50	W-L RECORDS	RPI 51-100	RPI 101-150	RPI 150+			
8- 19	0- 0	0- 2	OVERALL	0- 4	0- 3	8- 10			
3- 8	0- 0	0- 0	HOME	0- 2	0- 2	3- 4			
5- 10	0- 0	0- 1	AWAY	0- 2	0- 1	5- 6			
0- 1	0- 0	0- 1	NEUTRAL	0- 0	0- 0	0- 0			
5- 9	0- 0	0- 2	NON-CONFERENCE	0- 2	0- 3	5- 2			
1- 4	0- 0	0- 0	HOME	0- 1	0- 2	1- 1			
4- 4	0- 0	0- 1	AWAY	0- 1	0- 1	4- 1			
0- 1	0- 0	0- 1	NEUTRAL	0- 0	0- 0	0- 0			
3- 10	0- 0	0- 0	CONFERENCE	0- 2	0- 0	3- 8			
2- 4	0- 0	0- 0	HOME	0- 1	0- 0	2- 3			
1- 6	0- 0	0- 0	AWAY	0- 1	0- 0	1- 5			
0- 0	0- 0	0- 0	NEUTRAL	0- 0	0- 0	0- 0			

RPI S	Opponent	Score	RPI S	Opponent	Score	RPI S	Opponent	Score	RPI S	Opponent	Score	Team's RPI: 262
32	A Washington	55 96	33	N Princeton	48 85	51	H UC Riverside	70 92	134	H Long Beach St.	57 69	
						70	A Oregon	62 82	139	A Idaho	60 64	
						97	A New Mexico St.	54 69	141	H Montana St.	51 80	
						97	H New Mexico St.	56 66	152	H Boise St.	66 84	
									174	A Montana	58 44	
									204	A Utah Valley	48 79	
									204	H Utah Valley	44 61	
									209	A UTRGV	74 71	
									209	H UTRGV	71 76	
									219	A CSU Bakersfield	68 76	
									232	A Idaho St.	67 83	
									240	A Loyola Marymount	78 69	
									242	A Grand Canyon	53 60	
									242	H Grand Canyon	54 67	
									296	A UMKC	43 64	
									296	H UMKC	69 63	
									297	A CSUN	62 56	
									302	H Denver	59 51	
									318	A Portland St.	85 64	
									340	A Chicago St.	49 57	
									340	H Chicago St.	59 45	
LAST 12 Division I GAMES:												
204	A Utah Valley	48 79	242	H Grand Canyon	54 67							
97	H New Mexico St.	56 66	204	H Utah Valley	44 61							
209	H UTRGV	71 76	209	A UTRGV	74 71							
242	A Grand Canyon	53 60	97	A New Mexico St.	54 69							
296	A UMKC	43 64	219	A CSU Bakersfield	68 76							
340	A Chicago St.	49 57	340	H Chicago St.	59 45							

Non-Div I Games: Evergreen St. 81 38

Seattle

■ Loss,
 ■ Non-Conf,
 ■ S Site,
 ■ Home
 ■ A Away
 N Neutral

Average RPI Win:	136	WON-LOST	WINNING	LAST 10	STRENGTH OF	OPP. STRENGTH	TEAM	ADJ.	CONF.	ADJ CONF.
Average RPI Loss:	54	RECORD	PCT. RANK	GAMES	SCHEDULE	OF SCHEDULE	RPI	RPI	RPI	RPI
DIV. I ONLY	21- 7	47	7- 3	61	64	29	29	6	6	
DIV. I NON-CONF.	10- 1	19	0- 0	49	39	5	5	6	6	
TOTALS	RPI 1-25	RPI 26-50	W-L RECORDS	RPI 51-100	RPI 101-150	RPI 150+				
21- 7	1- 2	3- 3	OVERALL	3- 2	6- 0	8- 0				
10- 3	0- 1	2- 1	HOME	2- 1	1- 0	5- 0				
9- 4	1- 1	0- 2	AWAY	1- 1	4- 0	3- 0				
2- 0	0- 0	1- 0	NEUTRAL	0- 0	1- 0	0- 0				
10- 1	0- 1	2- 0	NON-CONFERENCE	1- 0	4- 0	3- 0				
5- 0	0- 0	1- 0	HOME	1- 0	0- 0	3- 0				
3- 1	0- 1	0- 0	AWAY	0- 0	3- 0	0- 0				
2- 0	0- 0	1- 0	NEUTRAL	0- 0	1- 0	0- 0				
11- 6	1- 1	1- 3	CONFERENCE	2- 2	2- 0	5- 0				
5- 3	0- 1	1- 1	HOME	1- 1	1- 0	2- 0				
6- 3	1- 0	0- 2	AWAY	1- 1	1- 0	3- 0				
0- 0	0- 0	0- 0	NEUTRAL	0- 0	0- 0	0- 0				

RPI 1-25				RPI 26-50				Team's RPI: 29	RPI 51-100				RPI 101+			
RPI	S	Opponent	Score	RPI	S	Opponent	Score		RPI	S	Opponent	Score	RPI	S	Opponent	Score
18	A	DePaul	83 74	33	H	Princeton	71 64		56	H	Rutgers	77 49	101	A	Saint Joseph's	66 54
18	H	DePaul	74 86	48	N	North Carolina St.	58 55		91	A	Marquette	82 89	108	N	UNI	57 49
22	A	Georgia	52 70	49	A	Villanova	45 55		91	H	Marquette	99 68	118	A	Liberty	92 56
				49	H	Villanova	60 50		98	A	Georgetown	83 75	142	A	Creighton	86 82
				50	A	St. John's (NY)	69 71		98	H	Georgetown	65 73	142	H	Creighton	77 71
				50	H	St. John's (NY)	64 72						143	A	UT Arlington	61 54
LAST 12 Division I GAMES:																
				142	H	Creighton	77 71		91	A	Marquette	82 89				
				153	A	Xavier	72 67		18	A	DePaul	83 74				
				195	A	Butler	72 67		195	H	Butler	98 77				
				49	H	Villanova	60 50		153	H	Xavier	82 66				
				98	H	Georgetown	65 73		98	A	Georgetown	83 75				
				50	H	St. John's (NY)	64 72		49	A	Villanova	45 55				
													264	A	Providence	64 54
													336	H	Saint Peter's	81 65

Non-Div I Games:

Seton Hall

■ Loss,
 ■ Non-Conf,
 ■ S Site,
 ■ H Home
 ■ A Away
 N Neutral

Average RPI Win: 261	WON-LOST	WINNING	LAST 10	STRENGTH OF	OPP. STRENGTH	TEAM	ADJ.	CONF.	ADJ CONF.
Average RPI Loss: 175	RECORD	PCT. RANK	GAMES	SCHEDULE	OF SCHEDULE	RPI	RPI	RPI	RPI
DIV. I ONLY	13- 17	215	2- 8	238	281	231	231	23	23
DIV. I NON-CONF.	3- 7	248	1- 1	160	330	219	219	22	22
TOTALS	RPI 1-25	RPI 26-50	W-L RECORDS	RPI 51-100	RPI 101-150	RPI 150+			
13- 17	0- 0	0- 1	OVERALL	0- 3	0- 3	13- 10			
6- 6	0- 0	0- 0	HOME	0- 2	0- 1	6- 3			
6- 10	0- 0	0- 1	AWAY	0- 1	0- 2	6- 6			
1- 1	0- 0	0- 0	NEUTRAL	0- 0	0- 0	1- 1			
3- 7	0- 0	0- 1	NON-CONFERENCE	0- 1	0- 1	3- 4			
0- 2	0- 0	0- 0	HOME	0- 1	0- 0	0- 1			
2- 4	0- 0	0- 1	AWAY	0- 0	0- 1	2- 2			
1- 1	0- 0	0- 0	NEUTRAL	0- 0	0- 0	1- 1			
10- 10	0- 0	0- 0	CONFERENCE	0- 2	0- 2	10- 6			
6- 4	0- 0	0- 0	HOME	0- 1	0- 1	6- 2			
4- 6	0- 0	0- 0	AWAY	0- 1	0- 1	4- 4			
0- 0	0- 0	0- 0	NEUTRAL	0- 0	0- 0	0- 0			

RPI S	Opponent	Score	RPI S	Opponent	Score	RPI S	Opponent	Score	RPI S	Opponent	Score	Team's RPI: 231
			38 A	St. Bonaventure	40 57	53 H	Albany (NY)	42 61	115 A	Iona	51 63	
						90 A	Quinnipiac	52 94	115 H	Iona	51 64	
						90 H	Quinnipiac	59 69	132 A	Southern Ill.	54 73	
									160 H	Northeastern	67 70	
									172 A	Marist	37 66	
									172 H	Marist	60 56	
									191 A	Fairfield	55 67	
									191 H	Fairfield	51 71	
									208 A	Canisius	58 52	
									208 H	Canisius	61 57	
									221 A	Navy	58 59	
									225 A	Manhattan	49 56	
									225 H	Manhattan	60 59	
									248 N	Morgan St.	69 46	
									253 A	Monmouth	69 63	
									253 H	Monmouth	64 54	
									254 A	New Hampshire	57 53	
									280 N	Alabama St.	53 57	
									293 A	Rider	58 70	
									293 H	Rider	66 45	
									299 A	Niagara	59 51	
									299 H	Niagara	45 54	
									307 A	Colgate	50 52	
									314 A	Fairleigh Dickinson	81 65	
									336 A	Saint Peter's	64 55	
									336 H	Saint Peter's	59 58	
LAST 12 Division I GAMES:												
			248 N	Morgan St.	69 46	225 A	Manhattan	49 56				
			280 N	Alabama St.	53 57	115 H	Iona	51 64				
			299 H	Niagara	45 54	191 A	Fairfield	55 67				
			172 H	Marist	60 56	90 H	Quinnipiac	59 69				
			115 A	Iona	51 63	336 A	Saint Peter's	64 55				
			191 H	Fairfield	51 71	172 A	Marist	37 66				

Non-Div I Games:

Siena

■ Loss,
 ■ Non-Conf,
 ■ S Site,
 ■ Home
 ■ A Away
 N Neutral

Average RPI Win: 230	WON-LOST	WINNING	LAST 10	STRENGTH OF	OPP. STRENGTH	TEAM	ADJ.	CONF.	ADJ CONF.
Average RPI Loss: 153	RECORD	PCT. RANK	GAMES	SCHEDULE	OF SCHEDULE	RPI	RPI	RPI	RPI
DIV. I ONLY	12- 13	189	7- 3	180	228	198	198	15	15
DIV. I NON-CONF.	2- 5	253	0- 0	179	274	235	235	14	14
TOTALS	RPI 1-25	RPI 26-50	W-L RECORDS	RPI 51-100	RPI 101-150	RPI 150+			
12- 13	0- 1	0- 2	OVERALL	0- 0	2- 4	10- 6			
6- 7	0- 1	0- 1	HOME	0- 0	2- 2	4- 3			
6- 6	0- 0	0- 1	AWAY	0- 0	0- 1	6- 3			
0- 0	0- 0	0- 0	NEUTRAL	0- 0	0- 0	0- 0			
2- 5	0- 1	0- 0	NON-CONFERENCE	0- 0	0- 1	2- 3			
0- 3	0- 1	0- 0	HOME	0- 0	0- 1	0- 1			
2- 2	0- 0	0- 0	AWAY	0- 0	0- 0	2- 2			
0- 0	0- 0	0- 0	NEUTRAL	0- 0	0- 0	0- 0			
10- 8	0- 0	0- 2	CONFERENCE	0- 0	2- 3	8- 3			
6- 4	0- 0	0- 1	HOME	0- 0	2- 1	4- 2			
4- 4	0- 0	0- 1	AWAY	0- 0	0- 2	4- 1			
0- 0	0- 0	0- 0	NEUTRAL	0- 0	0- 0	0- 0			

RPI 1-25				RPI 26-50				RPI 51-100				RPI 101+ Team's RPI: 198			
RPI	S	Opponent	Score	RPI	S	Opponent	Score	RPI	S	Opponent	Score	RPI	S	Opponent	Score
20	H	Florida	60 72	40	A	Arkansas St.	51 58					119	A	Little Rock	43 74
				40	H	Arkansas St.	53 66					119	H	Little Rock	34 47
												133	A	La.-Lafayette	50 69
												133	H	La.-Lafayette	68 59
												143	H	UT Arlington	59 55
												149	H	UAB	39 53
												155	A	Southern Miss.	51 71
												167	A	Southern U.	45 50
												171	A	Troy	75 71
												171	H	Troy	65 63
												211	H	Texas St.	71 73
												242	A	Grand Canyon	59 56
												259	A	Appalachian St.	68 54
												259	H	Appalachian St.	71 55
												267	A	Georgia St.	60 52
												267	H	Georgia St.	83 45
												270	H	UCF	36 77
												278	A	La.-Monroe	63 57
												278	H	La.-Monroe	54 67
												280	A	Alabama St.	47 43
												290	A	Ga. Southern	43 57
												290	H	Ga. Southern	48 45
LAST 12 Division I GAMES:															
133	H	La.-Lafayette	68 59	119	A	Little Rock	43 74								
278	H	La.-Monroe	54 67	40	A	Arkansas St.	51 58								
259	A	Appalachian St.	68 54	259	H	Appalachian St.	71 55								
171	H	Troy	65 63	171	A	Troy	75 71								
290	H	Ga. Southern	48 45	278	A	La.-Monroe	63 57								
267	H	Georgia St.	83 45	133	A	La.-Lafayette	50 69								

Non-Div I Games: Spring Hill 64 49 William Carey 66 30

South Ala.

■ Loss,
 ■ Non-Conf, S Site,
 ■ Home
 ■ Away
 N Neutral

South Carolina

Through Games Of Feb. 27, 2016

Average RPI Win:	98	WON-LOST	WINNING	LAST 10	STRENGTH OF	OPP. STRENGTH	TEAM	ADJ.	CONF.	ADJ CONF.
Average RPI Loss:	4	RECORD	PCT. RANK	GAMES	SCHEDULE	OF SCHEDULE	RPI	RPI	RPI	RPI
DIV. I ONLY	27- 1	4	9- 1	10	9	2	2	2	2	2
DIV. I NON-CONF.	12- 1	9	0- 1	83	9	13	13	2	2	2
TOTALS	RPI 1-25	RPI 26-50	W-L RECORDS	RPI 51-100	RPI 101-150	RPI 150+				
27- 1	9- 1	3- 0	OVERALL	4- 0	3- 0	8- 0				
13- 1	5- 1	1- 0	HOME	2- 0	1- 0	4- 0				
11- 0	3- 0	2- 0	AWAY	2- 0	2- 0	2- 0				
3- 0	1- 0	0- 0	NEUTRAL	0- 0	0- 0	2- 0				
12- 1	3- 1	0- 0	NON-CONFERENCE	2- 0	1- 0	6- 0				
6- 1	1- 1	0- 0	HOME	2- 0	0- 0	3- 0				
3- 0	1- 0	0- 0	AWAY	0- 0	1- 0	1- 0				
3- 0	1- 0	0- 0	NEUTRAL	0- 0	0- 0	2- 0				
15- 0	6- 0	3- 0	CONFERENCE	2- 0	2- 0	2- 0				
7- 0	4- 0	1- 0	HOME	0- 0	1- 0	1- 0				
8- 0	2- 0	2- 0	AWAY	2- 0	1- 0	1- 0				
0- 0	0- 0	0- 0	NEUTRAL	0- 0	0- 0	0- 0				

RPI	S	Opponent	Score	RPI	S	Opponent	Score	RPI	S	Opponent	Score	RPI	S	Opponent	Score
4	H	UConn	54 66	26	A	Mississippi St.	57 51	54	H	Duke	66 55	121	A	Hawaii	67 51
5	H	Ohio St.	88 80	28	H	Missouri	83 58	60	A	Auburn	74 58	131	H	Arkansas	85 32
7	N	Arizona St.	60 58	31	A	Tennessee	62 56	87	A	Vanderbilt	71 61	147	A	Alabama	66 46
10	A	UCLA	68 65					95	H	Elon	78 63	164	N	East Carolina	88 57
13	A	Texas A&M	70 63									165	A	Ole Miss	66 45
13	H	Texas A&M	59 58									165	H	Ole Miss	81 62
14	A	Kentucky	73 62									166	H	Hampton	86 48
14	H	Kentucky	78 68									219	N	CSU Bakersfield	90 71
20	H	Florida	86 71									247	A	Clemson	67 41
22	H	Georgia	61 51									310	H	UNCG	92 44
												325	H	Winthrop	86 37
LAST 12 Division I GAMES:															
165	A	Ole Miss	66 45	14	H	Kentucky	78 68								
147	A	Alabama	66 46	13	A	Texas A&M	70 63								
22	H	Georgia	61 51	165	H	Ole Miss	81 62								
31	A	Tennessee	62 56	26	A	Mississippi St.	57 51								
20	H	Florida	86 71	60	A	Auburn	74 58								
4	H	UConn	54 66	13	H	Texas A&M	59 58								

Non-Div I Games:

South Carolina

Loss, Non-Conf, S Site, H Home A Away N Neutral

Season Carolina B.V.				Through Games Of Feb: 17, 2018						
Average RPI Win:	314	WON-LOST	WINNING	LAST 10	STRENGTH OF	OPP. STRENGTH	TEAM	ADJ.	CONF.	ADJ CONF.
Average RPI Loss:	224	RECORD	PCT. RANK	GAMES	SCHEDULE	OF SCHEDULE	RPI	RPI	RPI	RPI
DIV. I ONLY	9- 14	238	4- 6	347	330	308	308	31	31	
DIV. I NON-CONF.	2- 6	272	0- 0	302	259	290	290	30	30	
TOTALS	RPI 1-25	RPI 26-50	W-L RECORDS	RPI 51-100	RPI 101-150	RPI 150+				
9- 14	0- 0	0- 0	OVERALL	0- 0	0- 3	9- 11				
5- 3	0- 0	0- 0	HOME	0- 0	0- 0	5- 3				
4- 10	0- 0	0- 0	AWAY	0- 0	0- 2	4- 8				
0- 1	0- 0	0- 0	NEUTRAL	0- 0	0- 1	0- 0				
2- 6	0- 0	0- 0	NON-CONFERENCE	0- 0	0- 3	2- 3				
1- 0	0- 0	0- 0	HOME	0- 0	0- 0	1- 0				
1- 5	0- 0	0- 0	AWAY	0- 0	0- 2	1- 3				
0- 1	0- 0	0- 0	NEUTRAL	0- 0	0- 1	0- 0				
7- 8	0- 0	0- 0	CONFERENCE	0- 0	0- 0	7- 8				
4- 3	0- 0	0- 0	HOME	0- 0	0- 0	4- 3				
3- 5	0- 0	0- 0	AWAY	0- 0	0- 0	3- 5				
0- 0	0- 0	0- 0	NEUTRAL	0- 0	0- 0	0- 0				

[illegible]

Non-Div I Games:	Morris	90	39	Southern Wesleyan	75	52
------------------	--------	----	----	-------------------	----	----

South Carolina St.

■ Loss, ■ Non-Conf, S Site, H Home A Away N Neutral

Average RPI Win:	208	WON-LOST	WINNING	LAST 10	STRENGTH OF	OPP. STRENGTH	TEAM	ADJ.	CONF.	ADJ CONF.
Average RPI Loss:	81	RECORD	PCT. RANK	GAMES	SCHEDULE	OF SCHEDULE	RPI	RPI	RPI	RPI
DIV. I ONLY	23- 5	22	10- 0	218	127	58	58	18	18	
DIV. I NON-CONF.	8- 4	99	0- 0	189	14	88	88	19	19	
TOTALS	RPI 1-25	RPI 26-50	W-L RECORDS	RPI 51-100	RPI 101-150	RPI 150+				
23- 5	0- 0	0- 2	OVERALL	3- 1	5- 2	15- 0				
11- 1	0- 0	0- 1	HOME	2- 0	3- 0	6- 0				
11- 4	0- 0	0- 1	AWAY	1- 1	2- 2	8- 0				
1- 0	0- 0	0- 0	NEUTRAL	0- 0	0- 0	1- 0				
8- 4	0- 0	0- 2	NON-CONFERENCE	1- 1	2- 1	5- 0				
3- 1	0- 0	0- 1	HOME	1- 0	1- 0	1- 0				
4- 3	0- 0	0- 1	AWAY	0- 1	1- 1	3- 0				
1- 0	0- 0	0- 0	NEUTRAL	0- 0	0- 0	1- 0				
15- 1	0- 0	0- 0	CONFERENCE	2- 0	3- 1	10- 0				
8- 0	0- 0	0- 0	HOME	1- 0	2- 0	5- 0				
7- 1	0- 0	0- 0	AWAY	1- 0	1- 1	5- 0				
0- 0	0- 0	0- 0	NEUTRAL	0- 0	0- 0	0- 0				

RPI S	Opponent	Score	RPI S	Opponent	Score	RPI S	Opponent	Score	RPI S	Opponent	Score
32	H Washington	64 77	45	A Kansas St.	81 84	65	A South Dakota St.	63 58	105	H Drake	92 87
						65	H South Dakota St.	80 75	108	A UNI	43 64
						77	A Utah	59 66	111	A North Dakota	73 70
						91	H Marquette	97 69	113	A IUPUI	74 63
									113	H IUPUI	65 59
									144	A Oral Roberts	56 60
									144	H Oral Roberts	71 48
									161	A Illinois	85 76
									181	A Fla. Atlantic	76 53
									194	A San Jose St.	87 77
									230	A Western Ill.	102 77
									230	H Western Ill.	86 50
									257	A Omaha	70 55
									257	H Omaha	82 76
									259	N Appalachian St.	87 60
									302	A Denver	79 33
									302	H Denver	85 60
									315	A IPFW	90 63
									315	H IPFW	92 60
									318	H Portland St.	103 61
									323	A North Dakota St.	96 94
									323	H North Dakota St.	80 54
LAST 12 Division I GAMES:											
113	A IUPUI	74 63	302	A Denver	79 33						
315	A IPFW	90 63	323	H North Dakota St.	80 54						
65	H South Dakota St.	80 75	230	A Western Ill.	102 77						
230	H Western Ill.	86 50	113	H IUPUI	65 59						
144	H Oral Roberts	71 48	315	H IPFW	92 60						
257	A Omaha	70 55	65	A South Dakota St.	63 58						

Non-Div I Games: Dakota Wesleyan 94 54

South Dakota

Average RPI Win:	212	WON-LOST	WINNING	LAST 10	STRENGTH OF	OPP. STRENGTH	TEAM	ADJ.	CONF.	ADJ CONF.
Average RPI Loss:	44	RECORD	PCT. RANK	GAMES	SCHEDULE	OF SCHEDULE	RPI	RPI	RPI	RPI
DIV. I ONLY	23- 6	27	8- 2	152	138	65	65	18	18	
DIV. I NON-CONF.	10- 3	61	0- 0	54	17	40	40	19	19	
TOTALS	RPI 1-25	RPI 26-50	W-L RECORDS	RPI 51-100	RPI 101-150	RPI 150+				
23- 6	1- 3	0- 0	OVERALL	0- 2	7- 1	15- 0				
13- 2	1- 1	0- 0	HOME	0- 1	4- 0	8- 0				
8- 3	0- 1	0- 0	AWAY	0- 1	2- 1	6- 0				
2- 1	0- 1	0- 0	NEUTRAL	0- 0	1- 0	1- 0				
10- 3	1- 3	0- 0	NON-CONFERENCE	0- 0	4- 0	5- 0				
6- 1	1- 1	0- 0	HOME	0- 0	2- 0	3- 0				
2- 1	0- 1	0- 0	AWAY	0- 0	1- 0	1- 0				
2- 1	0- 1	0- 0	NEUTRAL	0- 0	1- 0	1- 0				
13- 3	0- 0	0- 0	CONFERENCE	0- 2	3- 1	10- 0				
7- 1	0- 0	0- 0	HOME	0- 1	2- 0	5- 0				
6- 2	0- 0	0- 0	AWAY	0- 1	1- 1	5- 0				
0- 0	0- 0	0- 0	NEUTRAL	0- 0	0- 0	0- 0				

RPI 1-25				RPI 26-50				RPI 51-100 Team's RPI: 65				RPI 101+			
RPI	S	Opponent	Score	RPI	S	Opponent	Score	RPI	S	Opponent	Score	RPI	S	Opponent	Score
1	H	Notre Dame	64 75					58	A	South Dakota	75 80	108	H	UNI	89 86
11	N	Maryland	55 62					58	H	South Dakota	58 63	113	A	IUPUI	60 63
18	H	DePaul	88 79									113	H	IUPUI	68 66
21	A	Green Bay	57 58									129	N	Pittsburgh	55 54
												131	H	Arkansas	76 69
												142	A	Creighton	53 51
												144	A	Oral Roberts	68 50
												144	H	Oral Roberts	60 48
												154	N	Old Dominion	71 39
												172	H	Marist	77 68
												185	H	Northern Colo.	66 62
												230	A	Western Ill.	66 65
												230	H	Western Ill.	85 63
												257	A	Omaha	65 47
												257	H	Omaha	68 58
												258	A	Bowling Green	58 45
												302	A	Denver	76 39
												302	H	Denver	80 52
												315	A	IPFW	61 42
												315	H	IPFW	92 64
												318	H	Portland St.	74 65
												323	A	North Dakota St.	81 63
												323	H	North Dakota St.	81 47
LAST 12 Division I GAMES:															
230	A	Western Ill.	66 65	323	H	North Dakota St.	81 47								
113	A	IUPUI	60 63	257	A	Omaha	65 47								
58	A	South Dakota	75 80	144	A	Oral Roberts	68 50								
302	H	Denver	80 52	230	H	Western Ill.	85 63								
315	H	IPFW	92 64	113	H	IUPUI	68 66								
144	H	Oral Roberts	60 48	58	H	South Dakota	58 63								

Non-Div I Games:

South Dakota St.

■ Loss,
 ■ Non-Conf, S Site,
 ■ Home
 ■ Away
 N Neutral

Average RPI Win:	151	WON-LOST	WINNING	LAST 10	STRENGTH OF	OPP. STRENGTH	TEAM	ADJ.	CONF.	ADJ CONF.
Average RPI Loss:	37	RECORD	PCT. RANK	GAMES	SCHEDULE	OF SCHEDULE	RPI	RPI	RPI	RPI
DIV. I ONLY	21- 7	47	6- 3	67	60	30	30	9	9	
DIV. I NON-CONF.	7- 4	110	0- 2	7	5	20	20	7	7	
TOTALS	RPI 1-25	RPI 26-50	W-L RECORDS	RPI 51-100	RPI 101-150	RPI 150+				
21- 7	1- 3	1- 2	OVERALL	5- 1	3- 1	11- 0				
15- 1	1- 1	1- 0	HOME	4- 0	3- 0	6- 0				
6- 5	0- 1	0- 0	AWAY	1- 1	0- 0	5- 0				
0- 1	0- 0	0- 1	NEUTRAL	0- 0	0- 0	0- 0				
7- 4	1- 2	1- 2	NON-CONFERENCE	2- 0	2- 0	1- 0				
7- 0	1- 0	1- 0	HOME	2- 0	2- 0	1- 0				
0- 3	0- 2	0- 1	AWAY	0- 0	0- 0	0- 0				
0- 1	0- 0	0- 1	NEUTRAL	0- 0	0- 0	0- 0				
14- 3	0- 1	0- 0	CONFERENCE	3- 1	1- 1	10- 0				
8- 1	0- 1	0- 0	HOME	2- 0	1- 0	5- 0				
6- 2	0- 0	0- 0	AWAY	1- 1	0- 1	5- 0				
0- 0	0- 0	0- 0	NEUTRAL	0- 0	0- 0	0- 0				

RPI	S	Opponent	Score	RPI	S	Opponent	Score	Team's RPI: 30	RPI	S	Opponent	Score	RPI	S	Opponent	Score
3	A	Baylor	63 66	26	N	Mississippi St.	58 68		63	A	Temple	66 68	102	A	Memphis	87 88
4	H	UConn	59 75	47	H	Chattanooga	61 33		63	H	Temple	72 62	102	H	Memphis	97 82
12	A	Louisville	50 67	50	A	St. John's (NY)	70 74		80	A	Tulane	71 67	125	H	Penn St.	101 79
25	H	Oklahoma St.	68 46						80	H	Tulane	77 65	145	H	Jacksonville	74 52
									82	H	Drexel	73 58	164	A	East Carolina	61 59
									100	H	Harvard	86 59	164	H	East Carolina	75 54
													179	A	SMU	66 48
													179	H	SMU	83 56
													184	A	Tulsa	72 66
													195	H	Butler	87 77
													220	A	Cincinnati	78 51
													220	H	Cincinnati	82 49
													270	A	UCF	88 49
													270	H	UCF	108 63
													281	H	Houston	73 49
LAST 12 Division I GAMES:																
3	A	Baylor	63 66	80	H	Tulane	77 65									
63	H	Temple	72 62	63	A	Temple	66 68									
184	A	Tulsa	72 66	220	H	Cincinnati	82 49									
102	H	Memphis	97 82	179	A	SMU	66 48									
12	A	Louisville	50 67	281	H	Houston	73 49									
220	A	Cincinnati	78 51	270	A	UCF	88 49									

Non-Div I Games:

South Fla.

Average RPI Win:	276	WON-LOST	WINNING	LAST 10	STRENGTH OF	OPP. STRENGTH	TEAM	ADJ.	CONF.	ADJ CONF.
Average RPI Loss:	153	RECORD	PCT. RANK	GAMES	SCHEDULE	OF SCHEDULE	RPI	RPI	RPI	RPI
DIV. I ONLY	13- 14	183	3- 7	272	289	224	224	24	24	
DIV. I NON-CONF.	5- 6	180	0- 1	173	326	176	176	24	24	
TOTALS	RPI 1-25	RPI 26-50	W-L RECORDS	RPI 51-100	RPI 101-150	RPI 150+				
13- 14	0- 0	0- 1	OVERALL	1- 4	0- 4	12- 5				
7- 4	0- 0	0- 0	HOME	1- 1	0- 3	6- 0				
6- 8	0- 0	0- 1	AWAY	0- 2	0- 1	6- 4				
0- 2	0- 0	0- 0	NEUTRAL	0- 1	0- 0	0- 1				
5- 6	0- 0	0- 1	NON-CONFERENCE	0- 2	0- 2	5- 1				
1- 2	0- 0	0- 0	HOME	0- 0	0- 2	1- 0				
4- 2	0- 0	0- 1	AWAY	0- 1	0- 0	4- 0				
0- 2	0- 0	0- 0	NEUTRAL	0- 1	0- 0	0- 1				
8- 8	0- 0	0- 0	CONFERENCE	1- 2	0- 2	7- 4				
6- 2	0- 0	0- 0	HOME	1- 1	0- 1	5- 0				
2- 6	0- 0	0- 0	AWAY	0- 1	0- 1	2- 4				
0- 0	0- 0	0- 0	NEUTRAL	0- 0	0- 0	0- 0				

RPI S	Opponent	Score	RPI S	Opponent	Score	RPI S	Opponent	Score	RPI S	Opponent	Score	Team's RPI: 224
28	A Missouri	32 74	51	N UC Riverside	67 85	114	H Central Ark.	54 63	132	H Southern Ill.	72 87	
			55	A Saint Louis	52 67	148	A SIUE	73 80	148	H SIUE	75 89	
			88	A UT Martin	65 95	188	A Eastern Ky.	55 56	230	A Western Ill.	89 84	
			88	H UT Martin	74 84	232	N Idaho St.	64 65	251	H Tennessee St.	75 65	
			93	H Belmont	81 74	265	A Austin Peay	71 74	265	H Austin Peay	71 69	
						268	A Murray St.	61 80	268	H Murray St.	96 59	
						277	A Tennessee Tech	60 57	288	A Wichita St.	66 62	
						295	H Jacksonville St.	61 47	296	H UMKC	78 65	
						304	A Morehead St.	89 79	332	A Lipscomb	84 69	
						339	A Eastern Ill.	59 64	339	H Eastern Ill.	82 52	
						346	A Alabama A&M	69 58				
LAST 12 Division I GAMES:												
51	N UC Riverside	67 85	339	A Eastern Ill.	59 64							
265	A Austin Peay	71 74	268	H Murray St.	96 59							
148	H SIUE	75 89	265	H Austin Peay	71 69							
339	H Eastern Ill.	82 52	88	H UT Martin	74 84							
268	A Murray St.	61 80	148	A SIUE	73 80							
88	A UT Martin	65 95	277	A Tennessee Tech	60 57							

Non-Div I Games: Harris-Stowe 78 66 William Woods 94 58

Southeast Mo. St.

■ Loss,
 ■ Non-Conf,
 ■ S Site,
 ■ Home
 ■ A Away
 N Neutral

Average RPI Win:	273	WON-LOST	WINNING	LAST 10	STRENGTH OF	OPP. STRENGTH	TEAM	ADJ.	CONF.	ADJ CONF.
Average RPI Loss:	166	RECORD	PCT. RANK	GAMES	SCHEDULE	OF SCHEDULE	RPI	RPI	RPI	RPI
DIV. I ONLY	4- 23	327	1- 9	139	262	306	306	27	27	
DIV. I NON-CONF.	1- 10	330	0- 0	150	170	282	282	26	26	
TOTALS	RPI 1-25	RPI 26-50	W-L RECORDS	RPI 51-100	RPI 101-150	RPI 150+				
4- 23	0- 0	0- 1	OVERALL	0- 4	0- 7	4- 11				
3- 10	0- 0	0- 0	HOME	0- 2	0- 2	3- 6				
1- 13	0- 0	0- 1	AWAY	0- 2	0- 5	1- 5				
0- 0	0- 0	0- 0	NEUTRAL	0- 0	0- 0	0- 0				
1- 10	0- 0	0- 1	NON-CONFERENCE	0- 2	0- 3	1- 4				
0- 4	0- 0	0- 0	HOME	0- 1	0- 0	0- 3				
1- 6	0- 0	0- 1	AWAY	0- 1	0- 3	1- 1				
0- 0	0- 0	0- 0	NEUTRAL	0- 0	0- 0	0- 0				
3- 13	0- 0	0- 0	CONFERENCE	0- 2	0- 4	3- 7				
3- 6	0- 0	0- 0	HOME	0- 1	0- 2	3- 3				
0- 7	0- 0	0- 0	AWAY	0- 1	0- 2	0- 4				
0- 0	0- 0	0- 0	NEUTRAL	0- 0	0- 0	0- 0				

RPI S	Opponent	Score	RPI S	Opponent	Score	RPI S	Opponent	Score	RPI S	Opponent	Score	Team's RPI: 306
26	A Mississippi St.	41 81	60	H Auburn	68 80	103	A Wright St.	72 106				
			74	A Abilene Christian	70 72	114	A Central Ark.	58 80				
			74	H Abilene Christian	72 88	114	H Central Ark.	60 64				
			75	A Georgia Tech	49 102	122	A Northwestern St.	62 82				
						122	H Northwestern St.	58 73				
						131	A Arkansas	53 97				
						140	A Texas Tech	51 113				
						153	A Xavier	27 67				
						156	A McNeese St.	79 96				
						156	H McNeese St.	74 83				
						171	H Troy	90 100				
						201	H Stephen F. Austin	65 56				
						227	A Sam Houston St.	56 80				
						245	A Houston Baptist	56 64				
						278	H La.-Monroe	84 88				
						283	H Lamar	73 66				
						294	A Florida A&M	62 57				
						303	H Jackson St.	72 79				
						312	H Nicholls St.	78 68				
						313	A A&M-Corpus Christi	67 69				
						331	H New Orleans	51 62				
						334	H Incarnate Word	66 70				
LAST 12 Division I GAMES:												
114	H Central Ark.	60 64	74	H Abilene Christian	72 88							
122	H Northwestern St.	58 73	114	A Central Ark.	58 80							
74	A Abilene Christian	70 72	122	A Northwestern St.	62 82							
331	H New Orleans	51 62	156	A McNeese St.	79 96							
312	H Nicholls St.	78 68	313	A A&M-Corpus Christi	67 69							
156	H McNeese St.	74 83	334	H Incarnate Word	66 70							

Non-Div I Games:

Southeastern La.

■ Loss,
 ■ Non-Conf, S Site,
 ■ Home
 ■ Away
 N Neutral

Average RPI Win:	140	WON-LOST	WINNING	LAST 10	STRENGTH OF	OPP. STRENGTH	TEAM	ADJ.	CONF.	ADJ CONF.
Average RPI Loss:	41	RECORD	PCT. RANK	GAMES	SCHEDULE	OF SCHEDULE	RPI	RPI	RPI	RPI
DIV. I ONLY	17- 11	109	4- 6	8	59	44	44	1	1	
DIV. I NON-CONF.	11- 0	1	0- 0	62	322	8	8	1	1	
TOTALS	RPI 1-25	RPI 26-50	W-L RECORDS	RPI 51-100	RPI 101-150	RPI 150+				
17- 11	1- 6	1- 2	OVERALL	6- 2	4- 0	5- 1				
11- 4	1- 3	0- 1	HOME	5- 0	1- 0	4- 0				
3- 7	0- 3	0- 1	AWAY	1- 2	2- 0	0- 1				
3- 0	0- 0	1- 0	NEUTRAL	0- 0	1- 0	1- 0				
11- 0	0- 0	1- 0	NON-CONFERENCE	2- 0	3- 0	5- 0				
7- 0	0- 0	0- 0	HOME	2- 0	1- 0	4- 0				
1- 0	0- 0	0- 0	AWAY	0- 0	1- 0	0- 0				
3- 0	0- 0	1- 0	NEUTRAL	0- 0	1- 0	1- 0				
6- 11	1- 6	0- 2	CONFERENCE	4- 2	1- 0	0- 1				
4- 4	1- 3	0- 1	HOME	3- 0	0- 0	0- 0				
2- 7	0- 3	0- 1	AWAY	1- 2	1- 0	0- 1				
0- 0	0- 0	0- 0	NEUTRAL	0- 0	0- 0	0- 0				

RPI	S	Opponent	Score	RPI	S	Opponent	Score	Team's RPI: 44	RPI	S	Opponent	Score	RPI	S	Opponent	Score
7	A	Arizona St.	68 69	27	N	West Virginia	78 67		53	H	Albany (NY)	68 67	104	A	Gonzaga	60 56
7	H	Arizona St.	45 50	32	A	Washington	60 69		68	H	Santa Clara	81 46	115	N	Iona	76 56
8	H	Stanford	47 57	32	H	Washington	53 61		70	A	Oregon	60 69	134	H	Long Beach St.	69 43
9	A	Oregon St.	52 76						70	H	Oregon	74 67	135	A	Arizona	67 57
9	H	Oregon St.	49 57						77	A	Utah	70 59	186	A	Colorado	63 66
10	A	UCLA	73 78						84	A	Washington St.	61 73	203	H	UNLV	73 42
10	H	UCLA	71 68						84	H	Washington St.	64 62	242	N	Grand Canyon	75 44
									89	H	California	61 47	294	H	Florida A&M	88 45
													329	H	Southern Utah	71 32
													338	H	UC Irvine	75 56
LAST 12 Division I GAMES:																
7	H	Arizona St.	45 50	135	A	Arizona	67 57									
70	A	Oregon	60 69	186	A	Colorado	63 66									
9	A	Oregon St.	52 76	77	A	Utah	70 59									
84	H	Washington St.	64 62	89	H	California	61 47									
32	H	Washington	53 61	8	H	Stanford	47 57									
7	A	Arizona St.	68 69	32	A	Washington	60 69									

Non-Div I Games: Hope Int'l 92 43

Southern California

■ Loss,
 ■ Non-Conf,
 ■ S Site,
 ■ H Home
 ■ A Away
 N Neutral

Average RPI Win: 236	WON-LOST	WINNING	LAST 10	STRENGTH OF	OPP. STRENGTH	TEAM	ADJ.	CONF.	ADJ CONF.
Average RPI Loss: 140	RECORD	PCT. RANK	GAMES	SCHEDULE	OF SCHEDULE	RPI	RPI	RPI	RPI
DIV. I ONLY	18- 9	77	6- 1	264	217	132	132	21	21
DIV. I NON-CONF.	7- 5	135	1- 0	128	240	123	123	17	17
<hr/>									
TOTALS	RPI 1-25	RPI 26-50	W-L RECORDS	RPI 51-100	RPI 101-150	RPI 150+			
18- 9	0- 1	0- 0	OVERALL	1- 2	4- 1	13- 5			
10- 3	0- 0	0- 0	HOME	1- 1	1- 0	8- 2			
8- 6	0- 1	0- 0	AWAY	0- 1	3- 1	5- 3			
0- 0	0- 0	0- 0	NEUTRAL	0- 0	0- 0	0- 0			
7- 5	0- 1	0- 0	NON-CONFERENCE	0- 1	2- 1	5- 2			
4- 2	0- 0	0- 0	HOME	0- 1	1- 0	3- 1			
3- 3	0- 1	0- 0	AWAY	0- 0	1- 1	2- 1			
0- 0	0- 0	0- 0	NEUTRAL	0- 0	0- 0	0- 0			
11- 4	0- 0	0- 0	CONFERENCE	1- 1	2- 0	8- 3			
6- 1	0- 0	0- 0	HOME	1- 0	0- 0	5- 1			
5- 3	0- 0	0- 0	AWAY	0- 1	2- 0	3- 2			
0- 0	0- 0	0- 0	NEUTRAL	0- 0	0- 0	0- 0			

RPI 1-25				RPI 26-50				RPI 51-100				RPI 101+ Team's RPI: 132			
RPI	S	Opponent	Score	RPI	S	Opponent	Score	RPI	S	Opponent	Score	RPI	S	Opponent	Score
18	A	DePaul	61 105					88	H	UT Martin	63 70	102	A	Memphis	58 61
								94	A	Missouri St.	77 82	105	A	Drake	77 67
								94	H	Missouri St.	69 61	108	A	UNI	65 60
												110	A	Mercer	55 52
												148	H	SIUE	71 57
												157	H	Marshall	55 61
												161	A	Illinois	64 78
												177	A	Loyola Chicago	59 83
												177	H	Loyola Chicago	68 69
												213	H	Indiana St.	76 64
												224	A	Southeast Mo. St.	87 72
												231	H	Siena	73 54
												251	H	Tennessee St.	79 70
												268	A	Murray St.	70 57
												288	A	Wichita St.	48 57
												288	H	Wichita St.	80 66
												304	H	Morehead St.	102 69
												305	A	Bradley	65 51
												305	H	Bradley	75 49
												320	A	Illinois St.	68 55
												320	H	Illinois St.	76 71
												328	A	Evansville	66 63
												328	H	Evansville	74 56
<hr/>															
LAST 12 Division I GAMES:															
251	H	Tennessee St.	79 70	177	A	Loyola Chicago	59 83								
320	A	Illinois St.	68 55	320	H	Illinois St.	76 71								
288	H	Wichita St.	80 66	213	H	Indiana St.	76 64								
94	H	Missouri St.	69 61	94	A	Missouri St.	77 82								
328	A	Evansville	66 63	288	A	Wichita St.	48 57								
305	A	Bradley	65 51	328	H	Evansville	74 56								

Non-Div I Games:

Southern Ill.

■ Loss,
 ■ Non-Conf,
 ■ S Site,
 ■ Home
 ■ A Away
 N Neutral

Average RPI Win:	229	WON-LOST	WINNING	LAST 10	STRENGTH OF	OPP. STRENGTH	TEAM	ADJ.	CONF.	ADJ CONF.
Average RPI Loss:	105	RECORD	PCT. RANK	GAMES	SCHEDULE	OF SCHEDULE	RPI	RPI	RPI	RPI
DIV. I ONLY	13- 13	166	3- 5	159	115	155	155	12	12	
DIV. I NON-CONF.	6- 4	125	1- 1	107	121	107	107	10	10	
TOTALS	RPI 1-25	RPI 26-50	W-L RECORDS	RPI 51-100	RPI 101-150	RPI 150+				
13- 13	0- 3	0- 2	OVERALL	0- 2	1- 2	12- 4				
11- 1	0- 1	0- 0	HOME	0- 0	1- 0	10- 0				
2- 11	0- 2	0- 2	AWAY	0- 2	0- 1	2- 4				
0- 1	0- 0	0- 0	NEUTRAL	0- 0	0- 1	0- 0				
6- 4	0- 1	0- 2	NON-CONFERENCE	0- 0	1- 1	5- 0				
5- 0	0- 0	0- 0	HOME	0- 0	1- 0	4- 0				
1- 3	0- 1	0- 2	AWAY	0- 0	0- 0	1- 0				
0- 1	0- 0	0- 0	NEUTRAL	0- 0	0- 1	0- 0				
7- 9	0- 2	0- 0	CONFERENCE	0- 2	0- 1	7- 4				
6- 1	0- 1	0- 0	HOME	0- 0	0- 0	6- 0				
1- 8	0- 1	0- 0	AWAY	0- 2	0- 1	1- 4				
0- 0	0- 0	0- 0	NEUTRAL	0- 0	0- 0	0- 0				

RPI	S	Opponent	Score	RPI	S	Opponent	Score	RPI	S	Opponent	Score	RPI	S	Opponent	Score	Team's RPI: 155
3	A	Baylor	42 97	26	A	Mississippi St.	65 78	59	A	Middle Tenn.	44 74	107	H	Samford	56 48	
23	A	UTEP	64 72	47	A	Chattanooga	48 53	78	A	Charlotte	59 80	130	N	North Carolina	62 69	
23	H	UTEP	54 57									149	A	UAB	49 53	
												154	A	Old Dominion	45 53	
												165	H	Ole Miss	57 38	
												173	A	Louisiana Tech	37 72	
												173	H	Louisiana Tech	69 59	
												181	H	Fla. Atlantic	89 80	
												198	H	South Ala.	71 51	
												223	A	Rice	59 49	
												223	H	Rice	68 62	
												237	A	North Texas	55 57	
												237	H	North Texas	57 38	
												260	A	UTSA	41 47	
												260	H	UTSA	65 53	
												277	A	Tennessee Tech	69 57	
												280	H	Alabama St.	65 44	
												309	H	FIU	82 55	
												349	H	Mississippi Val.	71 55	
LAST 12 Division I GAMES:																
107	H	Samford	56 48	59	A	Middle Tenn.	44 74	149	A	UAB	49 53	223	H	Rice	68 62	
47	A	Chattanooga	48 53	237	A	North Texas	55 57	237	H	North Texas	57 38	260	A	UTSA	41 47	
237	A	North Texas	55 57	260	H	UTSA	65 53	23	A	UTEP	64 72					
223	A	Rice	59 49													
260	H	UTSA	65 53													
23	H	UTEP	54 57													

Non-Div I Games: William Carey 75 34

Southern Miss.

Loss, Non-Conf, S Site, H Home A Away N Neutral

Average RPI Win:	301	WON-LOST	WINNING	LAST 10	STRENGTH OF	OPP. STRENGTH	TEAM	ADJ.	CONF.	ADJ CONF.
Average RPI Loss:	117	RECORD	PCT. RANK	GAMES	SCHEDULE	OF SCHEDULE	RPI	RPI	RPI	RPI
DIV. I ONLY	13- 9	126	8- 2	290	316	167	167	32	32	
DIV. I NON-CONF.	1- 6	311	0- 0	15	4	182	182	31	31	
TOTALS	RPI 1-25	RPI 26-50	W-L RECORDS	RPI 51-100	RPI 101-150	RPI 150+				
13- 9	0- 2	0- 1	OVERALL	0- 2	0- 1	13- 3				
7- 1	0- 0	0- 0	HOME	0- 0	0- 0	7- 1				
6- 8	0- 1	0- 1	AWAY	0- 2	0- 1	6- 2				
0- 0	0- 0	0- 0	NEUTRAL	0- 0	0- 0	0- 0				
1- 6	0- 2	0- 1	NON-CONFERENCE	0- 2	0- 1	1- 0				
1- 0	0- 0	0- 0	HOME	0- 0	0- 0	1- 0				
0- 6	0- 2	0- 1	AWAY	0- 2	0- 1	0- 0				
0- 0	0- 0	0- 0	NEUTRAL	0- 0	0- 0	0- 0				
12- 3	0- 0	0- 0	CONFERENCE	0- 0	0- 0	12- 3				
6- 1	0- 0	0- 0	HOME	0- 0	0- 0	6- 1				
6- 2	0- 0	0- 0	AWAY	0- 0	0- 0	6- 2				
0- 0	0- 0	0- 0	NEUTRAL	0- 0	0- 0	0- 0				

RPI 1-25			RPI 26-50			RPI 51-100			RPI 101+ Team's RPI: 167		
RPI	S	Opponent	Score	RPI	S	Opponent	Score	RPI	S	Opponent	Score
11	A	Maryland	61 94	45	A	Kansas St.	47 59	80	A	Tulane	48 77
13	A	Texas A&M	47 88					92	A	Nebraska	38 89
										Iowa St.	46 86
										Grambling	52 65
										Grambling	80 68
										South Ala.	50 45
										Texas Southern	45 59
										Prairie View	65 55
										Alabama St.	57 55
										Alabama St.	59 60
										Jackson St.	66 57
										Jackson St.	84 57
										Alcorn	66 57
										Ark.-Pine Bluff	78 61
										Ark.-Pine Bluff	74 70
										Alabama A&M	68 62
										Alabama A&M	77 38
										Mississippi Val.	99 36
										Mississippi Val.	78 26
LAST 12 Division I GAMES:											
346	A	Alabama A&M	68 62	311	H	Alcorn	66 57				
280	A	Alabama St.	57 55	346	H	Alabama A&M	77 38				
349	H	Mississippi Val.	78 26	280	H	Alabama St.	59 60				
341	H	Ark.-Pine Bluff	74 70	349	A	Mississippi Val.	99 36				
303	A	Jackson St.	66 57	341	A	Ark.-Pine Bluff	78 61				
180	A	Grambling	52 65	303	H	Jackson St.	84 57				

Non-Div I Games: Tougaloo 81 48 Spring Hill 65 46

Southern U.

Loss, Non-Conf, S Site, H Home A Away N Neutral

Southern Utah

Through Games Of Feb. 27, 2016

Average RPI Win:	310	WON-LOST	WINNING	LAST 10	STRENGTH OF	OPP. STRENGTH	TEAM	ADJ.	CONF.	ADJ CONF.
Average RPI Loss:	177	RECORD	PCT. RANK	GAMES	SCHEDULE	OF SCHEDULE	RPI	RPI	RPI	RPI
DIV. I ONLY	3- 23	338	1- 9	164	315	329	329	20	20	
DIV. I NON-CONF.	2- 8	290	0- 0	279	272	325	325	23	23	
TOTALS	RPI 1-25	RPI 26-50	W-L RECORDS	RPI 51-100	RPI 101-150	RPI 150+				
3- 23	0- 0	0- 1	OVERALL	0- 2	0- 5	3- 15				
3- 7	0- 0	0- 0	HOME	0- 0	0- 2	3- 5				
0- 15	0- 0	0- 1	AWAY	0- 2	0- 3	0- 9				
0- 1	0- 0	0- 0	NEUTRAL	0- 0	0- 0	0- 1				
2- 8	0- 0	0- 1	NON-CONFERENCE	0- 2	0- 0	2- 5				
2- 1	0- 0	0- 0	HOME	0- 0	0- 0	2- 1				
0- 6	0- 0	0- 1	AWAY	0- 2	0- 0	0- 3				
0- 1	0- 0	0- 0	NEUTRAL	0- 0	0- 0	0- 1				
1- 15	0- 0	0- 0	CONFERENCE	0- 0	0- 5	1- 10				
1- 6	0- 0	0- 0	HOME	0- 0	0- 2	1- 4				
0- 9	0- 0	0- 0	AWAY	0- 0	0- 3	0- 6				
0- 0	0- 0	0- 0	NEUTRAL	0- 0	0- 0	0- 0				

RPI S	Opponent	Score	RPI S	Opponent	Score	RPI S	Opponent	Score	RPI S	Opponent	Score	Team's RPI: 329
44	A Southern California	32 71	83	A TCU	47 76	111	A North Dakota	56 68	139	A Idaho	48 93	
			97	A New Mexico St.	60 74	139	H Idaho	51 62	141	A Montana St.	59 86	
						141	H Montana St.	66 87	174	A Montana	60 66	
						174	H Montana	50 81	182	A New Mexico	48 70	
						183	A Eastern Wash.	53 64	183	H Eastern Wash.	82 85	
						185	A Northern Colo.	44 64	196	A Weber St.	56 75	
						196	H Weber St.	51 69	203	A UNLV	44 79	
						204	A Utah Valley	58 70	214	N N.C. A&T	65 78	
						232	A Idaho St.	47 64	232	H Idaho St.	67 71	
						291	A Northern Ariz.	48 57	291	H Northern Ariz.	73 68	
						297	H CSUN	67 65	338	H UC Irvine	58 63	
						343	H Air Force	75 56				
LAST 12 Division I GAMES:												
291	H Northern Ariz.	73 68	139	A Idaho	48 93							
232	A Idaho St.	47 64	196	H Weber St.	51 69							
196	A Weber St.	56 75	232	H Idaho St.	67 71							
141	H Montana St.	66 87	111	A North Dakota	56 68							
174	H Montana	50 81	185	A Northern Colo.	44 64							
183	A Eastern Wash.	53 64	139	H Idaho	51 62							

Non-Div I Games:

Southern Utah

■ Loss,
 ■ Non-Conf,
 ■ S Site,
 ■ Home
 ■ A Away
 N Neutral

Average RPI Win: 160				Through Games of Feb. 17, 1918						
Average RPI Loss: 97	WON-LOST RECORD	WINNING PCT. RANK	LAST 10 GAMES	STRENGTH OF SCHEDULE	OPP. STRENGTH OF SCHEDULE	TEAM RPI	ADJ. RPI	CONF. RPI	ADJ CONF. RPI	
DIV. I ONLY	22- 6	35	6- 4	127	87	38	38	7	7	
DIV. I NON-CONF.	11- 2	28	0- 0	138	93	29	29	8	8	
TOTALS	RPI 1-25	RPI 26-50	W-L RECORDS	RPI 51-100	RPI 101-150	RPI 150+				
22- 6	0- 2	2- 0	OVERALL	3- 2	5- 0	12- 2				
15- 0	0- 0	2- 0	HOME	2- 0	4- 0	7- 0				
7- 6	0- 1	0- 0	AWAY	1- 2	1- 0	5- 0				
0- 0	0- 0	0- 0	NEUTRAL	0- 0	0- 0	0- 0				
11- 2	0- 1	1- 0	NON-CONFERENCE	1- 1	4- 0	5- 0				
8- 0	0- 0	1- 0	HOME	1- 0	3- 0	3- 0				
3- 2	0- 1	0- 0	AWAY	0- 1	1- 0	2- 0				
0- 0	0- 0	0- 0	NEUTRAL	0- 0	0- 0	0- 0				
11- 4	0- 1	1- 0	CONFERENCE	2- 1	1- 0	7- 2				
7- 0	0- 0	1- 0	HOME	1- 0	1- 0	4- 0				
4- 4	0- 1	0- 0	AWAY	1- 1	0- 0	3- 2				
0- 0	0- 0	0- 0	NEUTRAL	0- 0	0- 0	0- 0				

RPI 1-25				RPI 26-50				Team's RPI: 38	RPI 51-100				RPI 101+			
RPI	S	Opponent	Score	RPI	S	Opponent	Score		RPI	S	Opponent	Score	RPI	S	Opponent	Score
18	A	DePaul	54 77	37	H	George Washington	69 67		55	H	Saint Louis	80 59	101	H	Saint Joseph's	65 51
24	A	Duquesne	62 74	41	H	James Madison	56 45		71	A	Dayton	59 54	106	H	Toledo	74 63
									81	A	VCU	47 52	120	H	Buffalo	59 32
									82	A	Drexel	46 58	125	H	Penn St.	70 60
									98	H	Georgetown	69 54	146	A	Stony Brook	73 68
													151	H	Detroit	84 73
													168	A	Fordham	68 77
													168	H	Fordham	55 41
													176	A	Davidson	59 47
													187	H	George Mason	70 55
													199	H	Richmond	66 43
													207	A	Massachusetts	60 69
													207	H	Massachusetts	66 41
													208	A	Canisius	59 47
													216	A	Rhode Island	69 56
													231	H	Siena	57 40
													275	A	La Salle	70 63
													299	H	Niagara	67 55
													307	A	Colgate	62 38
LAST 12 Division I GAMES:																
168	A	Fordham	68 77	199	H	Richmond	66 43									
275	A	La Salle	70 63	101	H	Saint Joseph's	65 51									
37	H	George Washington	69 67	24	A	Duquesne	62 74									
207	A	Massachusetts	60 69	71	A	Dayton	59 54									
55	H	Saint Louis	80 59	187	H	George Mason	70 55									
81	A	VCU	47 52	176	A	Davidson	59 47									

Non-Div I Games:

St. Bonaventure

Average RPI Win:	281	WON-LOST	WINNING	LAST 10	STRENGTH OF	OPP. STRENGTH	TEAM	ADJ.	CONF.	ADJ CONF.
Average RPI Loss:	252	RECORD	PCT. RANK	GAMES	SCHEDULE	OF SCHEDULE	RPI	RPI	RPI	RPI
DIV. I ONLY	7- 21	295	3- 7	337	348	335	335	30	30	
DIV. I NON-CONF.	3- 8	258	0- 0	321	325	321	321	32	32	
TOTALS	RPI 1-25	RPI 26-50	W-L RECORDS	RPI 51-100	RPI 101-150	RPI 150+				
7- 21	0- 0	0- 0	OVERALL	0- 3	0- 0	7- 18				
2- 9	0- 0	0- 0	HOME	0- 1	0- 0	2- 8				
4- 11	0- 0	0- 0	AWAY	0- 1	0- 0	4- 10				
1- 1	0- 0	0- 0	NEUTRAL	0- 1	0- 0	1- 0				
3- 8	0- 0	0- 0	NON-CONFERENCE	0- 3	0- 0	3- 5				
1- 2	0- 0	0- 0	HOME	0- 1	0- 0	1- 1				
1- 5	0- 0	0- 0	AWAY	0- 1	0- 0	1- 4				
1- 1	0- 0	0- 0	NEUTRAL	0- 1	0- 0	1- 0				
4- 13	0- 0	0- 0	CONFERENCE	0- 0	0- 0	4- 13				
1- 7	0- 0	0- 0	HOME	0- 0	0- 0	1- 7				
3- 6	0- 0	0- 0	AWAY	0- 0	0- 0	3- 6				
0- 0	0- 0	0- 0	NEUTRAL	0- 0	0- 0	0- 0				

RPI 1-25			RPI 26-50			RPI 51-100			RPI 101+ Team's RPI: 335		
RPI	S	Opponent	Score	RPI	S	Opponent	Score	RPI	S	Opponent	Score
						67 H Army West Point	35 74	202 A Sacred Heart		55 63	
						75 A Georgia Tech	51 89	202 H Sacred Heart		51 68	
						98 N Georgetown	52 74	212 A Robert Morris		72 65	
								212 H Robert Morris		53 62	
								225 A Manhattan		53 61	
								239 A Bryant		58 57	
								239 H Bryant		42 70	
								241 H Loyola Maryland		64 54	
								253 A Monmouth		54 63	
								261 A Saint Francis (PA)		68 85	
								261 H Saint Francis (PA)		76 83	
								284 A Central Conn. St.		61 65	
								289 A Vermont		59 55	
								293 H Rider		59 71	
								314 A Fairleigh Dickinson		61 65	
								314 H Fairleigh Dickinson		88 78	
								319 A Mt. St. Mary's		56 66	
								319 H Mt. St. Mary's		40 57	
								326 A LIU Brooklyn		71 51	
								326 H LIU Brooklyn		62 65	
								327 A Lafayette		59 77	
								336 A Saint Peter's		40 44	
								342 A Wagner		53 70	
								342 H Wagner		78 82	
								347 N Norfolk St.		59 55	
LAST 12 Division I GAMES:											
319	H	Mt. St. Mary's	40 57	202	A	Sacred Heart	55 63				
261	A	Saint Francis (PA)	68 85	342	H	Wagner	78 82				
212	A	Robert Morris	72 65	284	A	Central Conn. St.	61 65				
239	A	Bryant	58 57	342	A	Wagner	53 70				
326	H	LIU Brooklyn	62 65	326	A	LIU Brooklyn	71 51				
314	H	Fairleigh Dickinson	88 78	239	H	Bryant	42 70				

Non-Div I Games:

St. Francis Brooklyn

■ Loss,
 ■ Non-Conf,
 ■ S Site,
 ■ H Home
 ■ A Away
 N Neutral

Average RPI Win:	158	WON-LOST	WINNING	LAST 10	STRENGTH OF	OPP. STRENGTH	TEAM	ADJ.	CONF.	ADJ CONF.
Average RPI Loss:	57	RECORD	PCT. RANK	GAMES	SCHEDULE	OF SCHEDULE	RPI	RPI	RPI	RPI
DIV. I ONLY	20- 8	64	6- 4	93	62	50	50	6	6	
DIV. I NON-CONF.	9- 2	37	0- 0	152	59	36	36	6	6	
TOTALS	RPI 1-25	RPI 26-50	W-L RECORDS	RPI 51-100	RPI 101-150	RPI 150+				
20- 8	0- 4	3- 2	OVERALL	4- 1	1- 0	12- 1				
11- 2	0- 1	2- 1	HOME	2- 0	0- 0	7- 0				
9- 6	0- 3	1- 1	AWAY	2- 1	1- 0	5- 1				
0- 0	0- 0	0- 0	NEUTRAL	0- 0	0- 0	0- 0				
9- 2	0- 2	1- 0	NON-CONFERENCE	1- 0	0- 0	7- 0				
5- 0	0- 0	1- 0	HOME	0- 0	0- 0	4- 0				
4- 2	0- 2	0- 0	AWAY	1- 0	0- 0	3- 0				
0- 0	0- 0	0- 0	NEUTRAL	0- 0	0- 0	0- 0				
11- 6	0- 2	2- 2	CONFERENCE	3- 1	1- 0	5- 1				
6- 2	0- 1	1- 1	HOME	2- 0	0- 0	3- 0				
5- 4	0- 1	1- 1	AWAY	1- 1	1- 0	2- 1				
0- 0	0- 0	0- 0	NEUTRAL	0- 0	0- 0	0- 0				

RPI 1-25				RPI 26-50				Team's RPI: 50	RPI 51-100				RPI 101+			
RPI	S	Opponent	Score	RPI	S	Opponent	Score		RPI	S	Opponent	Score	RPI	S	Opponent	Score
10	A	UCLA	58 73	29	A	Seton Hall	72 64		56	A	Rutgers	69 62	142	A	Creighton	66 55
18	A	DePaul	71 77	29	H	Seton Hall	71 69		91	A	Marquette	64 67	153	A	Xavier	69 56
18	H	DePaul	61 71	30	H	South Fla.	74 70		91	H	Marquette	81 77	153	H	Xavier	57 41
24	A	Duquesne	57 76	49	A	Villanova	54 58		98	A	Georgetown	65 60	162	H	Yale	69 56
				49	H	Villanova	59 71		98	H	Georgetown	63 55	172	H	Marist	61 47
LAST 12 Division I GAMES:																
264	H	Providence	69 54	18	A	DePaul	71 77									
195	A	Butler	58 62	91	A	Marquette	64 67									
153	A	Xavier	69 56	153	H	Xavier	57 41									
98	H	Georgetown	63 55	195	H	Butler	68 41									
49	H	Villanova	59 71	49	A	Villanova	54 58									
29	A	Seton Hall	72 64	98	A	Georgetown	65 60									

Non-Div I Games:

St. John's (NY)

Average RPI Win:	162	WON-LOST	WINNING	LAST 10	STRENGTH OF	OPP. STRENGTH	TEAM	ADJ.	CONF.	ADJ CONF.
Average RPI Loss:	99	RECORD	PCT. RANK	GAMES	SCHEDULE	OF SCHEDULE	RPI	RPI	RPI	RPI
DIV. I ONLY	23- 6	27	8- 2	103	92	52	52	8	8	
DIV. I NON-CONF.	9- 2	37	0- 0	136	103	64	64	9	9	
TOTALS	RPI 1-25	RPI 26-50	W-L RECORDS	RPI 51-100	RPI 101-150	RPI 150+				
23- 6	0- 2	1- 1	OVERALL	7- 1	3- 0	12- 2				
11- 4	0- 1	0- 1	HOME	3- 1	2- 0	6- 1				
11- 2	0- 1	0- 0	AWAY	4- 0	1- 0	6- 1				
1- 0	0- 0	1- 0	NEUTRAL	0- 0	0- 0	0- 0				
9- 2	0- 0	1- 1	NON-CONFERENCE	2- 0	1- 0	5- 1				
4- 2	0- 0	0- 1	HOME	1- 0	1- 0	2- 1				
4- 0	0- 0	0- 0	AWAY	1- 0	0- 0	3- 0				
1- 0	0- 0	1- 0	NEUTRAL	0- 0	0- 0	0- 0				
14- 4	0- 2	0- 0	CONFERENCE	5- 1	2- 0	7- 1				
7- 2	0- 1	0- 0	HOME	2- 1	1- 0	4- 0				
7- 2	0- 1	0- 0	AWAY	3- 0	1- 0	3- 1				
0- 0	0- 0	0- 0	NEUTRAL	0- 0	0- 0	0- 0				

RPI 1-25				RPI 26-50				RPI 51-100				RPI 101+			
RPI	S	Opponent	Score	RPI	S	Opponent	Score	RPI	S	Opponent	Score	RPI	S	Opponent	Score
15	A	BYU	59 65	28	H	Missouri	78 95	68	A	Santa Clara	78 70	104	A	Gonzaga	69 68
15	H	BYU	44 65	49	N	Villanova	67 60	68	H	Santa Clara	67 73	104	H	Gonzaga	66 47
								79	A	San Diego	73 68	126	H	Fresno St.	83 81
								79	H	San Diego	68 60	163	A	Pacific	82 73
								84	H	Washington St.	75 71	163	H	Pacific	83 75
								89	A	California	64 63	185	A	Northern Colo.	65 52
								99	A	San Francisco	78 68	190	H	UC Davis	71 78
								99	H	San Francisco	72 59	193	H	Cal Poly	87 83
												194	H	San Jose St.	91 81
												238	A	Wyoming	70 64
												240	A	Loyola Marymount	91 81
												240	H	Loyola Marymount	72 57
												276	A	Pepperdine	58 62
												276	H	Pepperdine	88 72
												282	A	Portland	78 51
												282	H	Portland	95 53
												297	A	CSUN	93 59
LAST 12 Division I GAMES:															
99	H	San Francisco	72 59	15	H	BYU	44 65								
68	A	Santa Clara	78 70	79	H	San Diego	68 60								
282	H	Portland	95 53	163	H	Pacific	83 75								
104	H	Gonzaga	66 47	282	A	Portland	78 51								
240	A	Loyola Marymount	91 81	104	A	Gonzaga	69 68								
276	A	Pepperdine	58 62	163	A	Pacific	82 73								

Non-Div I Games:

St. Mary's (CA)

■ Loss,
 ■ Non-Conf,
 ■ S Site,
 ■ Home
 ■ Away
 N Neutral

Average RPI Win:	97	WON-LOST	WINNING	LAST 10	STRENGTH OF	OPP. STRENGTH	TEAM	ADJ.	CONF.	ADJ CONF.
Average RPI Loss:	18	RECORD	PCT. RANK	GAMES	SCHEDULE	OF SCHEDULE	RPI	RPI	RPI	RPI
DIV. I ONLY	23- 6	27	8- 2	5	3	8	8	1	1	
DIV. I NON-CONF.	10- 2	33	0- 0	10	18	4	4	1	1	
TOTALS	RPI 1-25	RPI 26-50	W-L RECORDS	RPI 51-100	RPI 101-150	RPI 150+				
23- 6	1- 5	5- 0	OVERALL	9- 1	3- 0	5- 0				
12- 2	1- 1	4- 0	HOME	3- 1	1- 0	3- 0				
8- 4	0- 4	1- 0	AWAY	3- 0	2- 0	2- 0				
3- 0	0- 0	0- 0	NEUTRAL	3- 0	0- 0	0- 0				
10- 2	0- 1	3- 0	NON-CONFERENCE	3- 1	1- 0	3- 0				
5- 1	0- 0	3- 0	HOME	0- 1	0- 0	2- 0				
2- 1	0- 1	0- 0	AWAY	0- 0	1- 0	1- 0				
3- 0	0- 0	0- 0	NEUTRAL	3- 0	0- 0	0- 0				
13- 4	1- 4	2- 0	CONFERENCE	6- 0	2- 0	2- 0				
7- 1	1- 1	1- 0	HOME	3- 0	1- 0	1- 0				
6- 3	0- 3	1- 0	AWAY	3- 0	1- 0	1- 0				
0- 0	0- 0	0- 0	NEUTRAL	0- 0	0- 0	0- 0				

RPI	S	Opponent	Score	RPI	S	Opponent	Score	RPI	S	Opponent	Score	RPI	S	Opponent	Score
6	A	Texas	69 77	31	H	Tennessee	69 55	57	N	Purdue	71 65	104	A	Gonzaga	65 48
7	A	Arizona St.	31 49	32	H	Washington	69 53	68	H	Santa Clara	58 61	135	A	Arizona	59 34
7	H	Arizona St.	61 63	37	H	George Washington	84 63	70	A	Oregon	64 62	135	H	Arizona	82 58
9	A	Oregon St.	50 58	44	A	Southern California	57 47	71	N	Dayton	74 66	158	H	Cornell	93 38
9	H	Oregon St.	76 54	47	H	Chattanooga	73 30	77	A	Utah	72 54	186	A	Colorado	80 49
10	A	UCLA	36 56					77	H	Utah	72 52	186	H	Colorado	71 56
								84	H	Washington St.	69 52	190	A	UC Davis	74 45
								89	A	California	60 55	219	H	CSU Bakersfield	83 41
								89	H	California	53 46				
								94	N	Missouri St.	82 65				
LAST 12 Division I GAMES:															
		9	H	Oregon St.	76	54			89	H	California	53	46		
		77	A	Utah	72	54			84	H	Washington St.	69	52		
		186	A	Colorado	80	49			32	H	Washington	69	53		
		7	H	Arizona St.	61	63			10	A	UCLA	36	56		
		135	H	Arizona	82	58			44	A	Southern California	57	47		
		89	A	California	60	55			9	A	Oregon St.	50	58		

Non-Div I Games:

Stanford

■ Loss,
■ Non-Conf,
■ S Site,
■ H Home
■ A Away
N Neutral

Average RPI Win:	248	WON-LOST	WINNING	LAST 10	STRENGTH OF	OPP. STRENGTH	TEAM	ADJ.	CONF.	ADJ CONF.
Average RPI Loss:	182	RECORD	PCT. RANK	GAMES	SCHEDULE	OF SCHEDULE	RPI	RPI	RPI	RPI
DIV. I ONLY	14- 10	128	10- 0	293	276	201	201	27	27	
DIV. I NON-CONF.	3- 5	218	0- 0	146	226	210	210	26	26	
TOTALS	RPI 1-25	RPI 26-50	W-L RECORDS	RPI 51-100	RPI 101-150	RPI 150+				
14- 10	0- 0	0- 0	OVERALL	0- 2	2- 3	12- 5				
7- 4	0- 0	0- 0	HOME	0- 1	1- 2	6- 1				
5- 4	0- 0	0- 0	AWAY	0- 1	0- 0	5- 3				
2- 2	0- 0	0- 0	NEUTRAL	0- 0	1- 1	1- 1				
3- 5	0- 0	0- 0	NON-CONFERENCE	0- 1	1- 2	2- 2				
1- 1	0- 0	0- 0	HOME	0- 0	0- 1	1- 0				
0- 2	0- 0	0- 0	AWAY	0- 1	0- 0	0- 1				
2- 2	0- 0	0- 0	NEUTRAL	0- 0	1- 1	1- 1				
11- 5	0- 0	0- 0	CONFERENCE	0- 1	1- 1	10- 3				
6- 3	0- 0	0- 0	HOME	0- 1	1- 1	5- 1				
5- 2	0- 0	0- 0	AWAY	0- 0	0- 0	5- 2				
0- 0	0- 0	0- 0	NEUTRAL	0- 0	0- 0	0- 0				

RPI 1-25				RPI 26-50				RPI 51-100				RPI 101+ Team's RPI: 201			
RPI	S	Opponent	Score	RPI	S	Opponent	Score	RPI	S	Opponent	Score	RPI	S	Opponent	Score
								74	H	Abilene Christian	70 85	113	N	IUPUI	55 62
								83	A	TCU	55 88	114	H	Central Ark.	53 55
												122	H	Northwestern St.	68 52
												143	H	UT Arlington	63 67
												148	N	SIUE	82 74
												156	H	McNeese St.	80 55
												173	A	Louisiana Tech	44 76
												196	N	Weber St.	46 56
												213	N	Indiana St.	71 62
												223	H	Rice	59 45
												227	H	Sam Houston St.	70 63
												245	A	Houston Baptist	64 50
												245	H	Houston Baptist	66 54
												283	A	Lamar	79 77
												283	H	Lamar	60 64
												306	A	Southeastern La.	56 65
												312	A	Nicholls St.	89 67
												313	A	A&M-Corpus Christi	71 66
												313	H	A&M-Corpus Christi	72 59
												331	A	New Orleans	57 58
												334	A	Incarnate Word	82 66
												334	H	Incarnate Word	74 62
LAST 12 Division I GAMES:															
245	H	Houston Baptist	66 54	245	A	Houston Baptist	64 50	122	H	Northwestern St.	68 52	313	A	A&M-Corpus Christi	71 66
334	A	Incarnate Word	82 66	227	H	Sam Houston St.	70 63	283	H	Lamar	60 64	74	H	Abilene Christian	70 85
312	A	Nicholls St.	89 67												
283	A	Lamar	79 77												
313	H	A&M-Corpus Christi	72 59												
334	H	Incarnate Word	74 62												

Non-Div I Games: Texas-Tyler 91 69 Tex. A&M-Commerce 75 65 LSU-Shreveport 94 39

Stephen F. Austin

Average RPI Win:	287	WON-LOST	WINNING	LAST 10	STRENGTH OF	OPP. STRENGTH	TEAM	ADJ.	CONF.	ADJ CONF.
Average RPI Loss:	123	RECORD	PCT. RANK	GAMES	SCHEDULE	OF SCHEDULE	RPI	RPI	RPI	RPI
DIV. I ONLY	15- 10	117	7- 3	311	249	192	192	29	29	
DIV. I NON-CONF.	6- 5	146	0- 0	272	134	189	189	28	28	
TOTALS	RPI 1-25	RPI 26-50	W-L RECORDS	RPI 51-100	RPI 101-150	RPI 150+				
15- 10	0- 1	0- 1	OVERALL	0- 3	1- 1	14- 4				
8- 3	0- 0	0- 0	HOME	0- 1	1- 0	7- 2				
7- 5	0- 1	0- 1	AWAY	0- 1	0- 1	7- 1				
0- 2	0- 0	0- 0	NEUTRAL	0- 1	0- 0	0- 1				
6- 5	0- 1	0- 1	NON-CONFERENCE	0- 1	0- 0	6- 2				
3- 1	0- 0	0- 0	HOME	0- 0	0- 0	3- 1				
3- 2	0- 1	0- 1	AWAY	0- 0	0- 0	3- 0				
0- 2	0- 0	0- 0	NEUTRAL	0- 1	0- 0	0- 1				
9- 5	0- 0	0- 0	CONFERENCE	0- 2	1- 1	8- 2				
5- 2	0- 0	0- 0	HOME	0- 1	1- 0	4- 1				
4- 3	0- 0	0- 0	AWAY	0- 1	0- 1	4- 1				
0- 0	0- 0	0- 0	NEUTRAL	0- 0	0- 0	0- 0				

RPI 1-25				RPI 26-50				RPI 51-100				RPI 101+ Team's RPI: 192			
RPI	S	Opponent	Score	RPI	S	Opponent	Score	RPI	S	Opponent	Score	RPI	S	Opponent	Score
22	A	Georgia	55 76	31	A	Tennessee	56 90	61	A	FGCU	48 61	145	A	Jacksonville	49 69
								61	H	FGCU	47 60	145	H	Jacksonville	66 61
								76	N	Minnesota	69 72	152	N	Boise St.	65 71
												166	H	Hampton	68 59
												205	A	USC Upstate	58 73
												205	H	USC Upstate	56 61
												256	A	UNCW	52 49
												263	A	Bethune-Cookman	62 38
												267	H	Georgia St.	72 80
												270	H	UCF	83 68
												286	A	Kennesaw St.	57 54
												286	H	Kennesaw St.	77 62
												290	H	Ga. Southern	79 57
												324	A	North Florida	67 56
												324	H	North Florida	81 61
												332	A	Lipscomb	83 62
												332	H	Lipscomb	79 75
												339	A	Eastern Ill.	68 66
												345	A	NJIT	74 56
												345	H	NJIT	60 55
LAST 12 Division I GAMES:															
				61	H	FGCU	47 60					145	H	Jacksonville	66 61
				286	H	Kennesaw St.	77 62					324	H	North Florida	81 61
				332	H	Lipscomb	79 75					145	A	Jacksonville	49 69
				345	A	NJIT	74 56					332	A	Lipscomb	83 62
				205	A	USC Upstate	58 73					286	A	Kennesaw St.	57 54
				324	A	North Florida	67 56					205	H	USC Upstate	56 61

Non-Div I Games: Trinity Baptist 107 30 Armstrong St. 61 45 Flagler 84 47

Stetson

Loss, Non-Conf, S Site, H Home A Away N Neutral

Stony Brook

Through Games Of Feb. 27, 2016

Average RPI Win:	241	WON-LOST	WINNING	LAST 10	STRENGTH OF	OPP. STRENGTH	TEAM	ADJ.	CONF.	ADJ CONF.
Average RPI Loss:	113	RECORD	PCT. RANK	GAMES	SCHEDULE	OF SCHEDULE	RPI	RPI	RPI	RPI
DIV. I ONLY	16- 12	130	3- 7	181	206	146	146	16	16	
DIV. I NON-CONF.	8- 5	120	0- 0	206	175	128	128	18	18	
TOTALS	RPI 1-25	RPI 26-50	W-L RECORDS	RPI 51-100	RPI 101-150	RPI 150+				
16- 12	0- 1	0- 1	OVERALL	1- 5	1- 0	14- 5				
9- 5	0- 0	0- 1	HOME	1- 2	1- 0	7- 2				
7- 7	0- 1	0- 0	AWAY	0- 3	0- 0	7- 3				
0- 0	0- 0	0- 0	NEUTRAL	0- 0	0- 0	0- 0				
8- 5	0- 1	0- 1	NON-CONFERENCE	1- 1	1- 0	6- 2				
4- 2	0- 0	0- 1	HOME	1- 0	1- 0	2- 1				
4- 3	0- 1	0- 0	AWAY	0- 1	0- 0	4- 1				
0- 0	0- 0	0- 0	NEUTRAL	0- 0	0- 0	0- 0				
8- 7	0- 0	0- 0	CONFERENCE	0- 4	0- 0	8- 3				
5- 3	0- 0	0- 0	HOME	0- 2	0- 0	5- 1				
3- 4	0- 0	0- 0	AWAY	0- 2	0- 0	3- 2				
0- 0	0- 0	0- 0	NEUTRAL	0- 0	0- 0	0- 0				

RPI 1-25				RPI 26-50				RPI 51-100				RPI 101+ Team's RPI: 146			
RPI	S	Opponent	Score	RPI	S	Opponent	Score	RPI	S	Opponent	Score	RPI	S	Opponent	Score
17	A	Syracuse	49 64	38	H	St. Bonaventure	68 73	53	A	Albany (NY)	54 73	115	H	Iona	58 53
								53	H	Albany (NY)	49 62	158	A	Cornell	58 49
								69	A	Maine	52 55	162	A	Yale	57 62
								69	H	Maine	43 60	165	H	Ole Miss	57 72
								73	A	Hofstra	66 71	169	A	UMBC	69 60
								100	H	Harvard	64 63	169	H	UMBC	65 69
												210	A	Hartford	45 42
												210	H	Hartford	58 35
												229	A	Binghamton	47 54
												229	H	Binghamton	64 58
												236	A	Columbia	79 71
												248	H	Morgan St.	46 42
												254	A	New Hampshire	46 49
												254	H	New Hampshire	63 54
												289	H	Vermont	73 59
												317	A	UMass Lowell	64 50
												317	H	UMass Lowell	60 46
												326	H	LIU Brooklyn	71 54
												336	A	Saint Peter's	69 35
												342	A	Wagner	73 62
LAST 12 Division I GAMES:															
69	H	Maine	43 60	229	A	Binghamton	47 54								
53	H	Albany (NY)	49 62	289	H	Vermont	73 59								
254	A	New Hampshire	46 49	69	A	Maine	52 55								
169	H	UMBC	65 69	53	A	Albany (NY)	54 73								
210	A	Hartford	45 42	210	H	Hartford	58 35								
317	H	UMass Lowell	60 46	254	H	New Hampshire	63 54								

Non-Div I Games:

Stony Brook

Loss, Non-Conf, S Site, H Home A Away N Neutral

Average RPI Win:	136	WON-LOST	WINNING	LAST 10	STRENGTH OF	OPP. STRENGTH	TEAM	ADJ.	CONF.	ADJ CONF.
Average RPI Loss:	32	RECORD	PCT. RANK	GAMES	SCHEDULE	OF SCHEDULE	RPI	RPI	RPI	RPI
DIV. I ONLY	23- 6	27	9- 1	41	43	17	17	5	5	
DIV. I NON-CONF.	10- 3	61	0- 0	65	107	47	47	5	5	
TOTALS	RPI 1-25	RPI 26-50	W-L RECORDS	RPI 51-100	RPI 101-150	RPI 150+				
23- 6	1- 4	3- 1	OVERALL	4- 0	8- 1	7- 0				
14- 2	1- 2	0- 0	HOME	3- 0	5- 0	5- 0				
7- 4	0- 2	2- 1	AWAY	1- 0	3- 1	1- 0				
2- 0	0- 0	1- 0	NEUTRAL	0- 0	0- 0	1- 0				
10- 3	0- 2	1- 1	NON-CONFERENCE	1- 0	2- 0	6- 0				
7- 1	0- 1	0- 0	HOME	1- 0	2- 0	4- 0				
1- 2	0- 1	0- 1	AWAY	0- 0	0- 0	1- 0				
2- 0	0- 0	1- 0	NEUTRAL	0- 0	0- 0	1- 0				
13- 3	1- 2	2- 0	CONFERENCE	3- 0	6- 1	1- 0				
7- 1	1- 1	0- 0	HOME	2- 0	3- 0	1- 0				
6- 2	0- 1	2- 0	AWAY	1- 0	3- 1	0- 0				
0- 0	0- 0	0- 0	NEUTRAL	0- 0	0- 0	0- 0				

RPI	S	Opponent	Score	RPI	S	Opponent	Score	RPI	S	Opponent	Score	RPI	S	Opponent	Score
1	A	Notre Dame	62 90	31	A	Tennessee	55 57	54	H	Duke	86 50	112	H	Virginia Tech	60 39
7	H	Arizona St.	54 61	32	N	Washington	66 62	75	H	Georgia Tech	71 52	116	A	Boston College	71 55
11	A	Maryland	64 82	35	A	Miami (FL)	57 51	82	H	Drexel	83 62	116	H	Boston College	62 61
12	H	Louisville	53 71	48	A	North Carolina St.	55 52	96	A	Virginia	91 57	127	A	Wake Forest	91 65
16	H	Florida St.	83 73									129	A	Pittsburgh	70 56
												129	H	Pittsburgh	71 48
												130	A	North Carolina	73 77
												145	H	Jacksonville	65 49
												146	H	Stony Brook	64 49
												168	N	Fordham	76 54
												209	H	UTRGV	91 32
												216	A	Rhode Island	57 54
												247	H	Clemson	83 62
												248	H	Morgan St.	90 61
												255	H	Coppin St.	88 56
												333	H	Howard	97 48
LAST 12 Division I GAMES:															
116	A	Boston College	71 55	247	H	Clemson	83 62								
129	A	Pittsburgh	70 56	35	A	Miami (FL)	57 51								
16	H	Florida St.	83 73	116	H	Boston College	62 61								
48	A	North Carolina St.	55 52	12	H	Louisville	53 71								
96	A	Virginia	91 57	1	A	Notre Dame	62 90								
75	H	Georgia Tech	71 52	127	A	Wake Forest	91 65								

Non-Div I Games:

Syracuse

TCU				STRENGTH OF SCHEDULE	OPP. STRENGTH OF SCHEDULE	TEAM RPI	ADJ. RPI	CONF. RPI	ADJ CONF. RPI
Average RPI Win:	188	WON-LOST RECORD	WINNING PCT. RANK						
Average RPI Loss:	32		LAST 10 GAMES						
DIV. I ONLY	15- 13	153	4- 6	38	36	83	83	3	3
DIV. I NON-CONF.	8- 3	77	0- 0	247	197	133	133	3	3

TOTALS	RPI 1-25	RPI 26-50	W-L RECORDS	RPI 51-100	RPI 101-150	RPI 150+			
15- 13	1- 7	1- 5	OVERALL	0- 0	4- 0	9- 1			
11- 5	1- 3	1- 2	HOME	0- 0	2- 0	7- 0			
4- 8	0- 4	0- 3	AWAY	0- 0	2- 0	2- 1			
0- 0	0- 0	0- 0	NEUTRAL	0- 0	0- 0	0- 0			
8- 3	0- 2	0- 0	NON-CONFERENCE	0- 0	0- 0	8- 1			
7- 1	0- 1	0- 0	HOME	0- 0	0- 0	7- 0			
1- 2	0- 1	0- 0	AWAY	0- 0	0- 0	1- 1			
0- 0	0- 0	0- 0	NEUTRAL	0- 0	0- 0	0- 0			
7- 10	1- 5	1- 5	CONFERENCE	0- 0	4- 0	1- 0			
4- 4	1- 2	1- 2	HOME	0- 0	2- 0	0- 0			
3- 6	0- 3	0- 3	AWAY	0- 0	2- 0	1- 0			
0- 0	0- 0	0- 0	NEUTRAL	0- 0	0- 0	0- 0			

RPI 1-25				RPI 26-50				RPI 51-100 Team's RPI: 83				RPI 101+			
RPI	S	Opponent	Score	RPI	S	Opponent	Score	RPI	S	Opponent	Score	RPI	S	Opponent	Score
1	H	Notre Dame	72 88	27	A	West Virginia	72 83					109	A	Iowa St.	72 62
3	A	Baylor	55 72	27	H	West Virginia	84 97					109	H	Iowa St.	79 69
3	H	Baylor	75 81	34	A	Oklahoma	64 77					140	A	Texas Tech	78 69
6	A	Texas	58 71	34	H	Oklahoma	65 78					140	H	Texas Tech	69 48
6	H	Texas	58 65	45	A	Kansas St.	49 58					179	A	SMU	89 79
13	A	Texas A&M	78 82	45	H	Kansas St.	87 73					195	A	Butler	53 65
25	A	Oklahoma St.	52 80									201	H	Stephen F. Austin	88 55
25	H	Oklahoma St.	79 65									209	H	UTRGV	71 67
												226	A	Kansas	70 44
												227	H	Sam Houston St.	85 59
												272	H	Prairie View	69 60
												278	H	La.-Monroe	80 42
												329	H	Southern Utah	76 47
												331	H	New Orleans	85 36
LAST 12 Division I GAMES:															
6	A	Texas	58 71	34	A	Oklahoma	64 77								
27	A	West Virginia	72 83	25	A	Oklahoma St.	52 80								
25	H	Oklahoma St.	79 65	109	A	Iowa St.	72 62								
226	A	Kansas	70 44	27	H	West Virginia	84 97								
109	H	Iowa St.	79 69	6	H	Texas	58 65								
3	H	Baylor	75 81	45	A	Kansas St.	49 58								

Non-Div I Games:

TCU

■ Loss,
 ■ Non-Conf, S Site,
 ■ Home
 ■ Away
 N Neutral

Average RPI Win:	174	WON-LOST	WINNING	LAST 10	STRENGTH OF	OPP. STRENGTH	TEAM	ADJ.	CONF.	ADJ CONF.
Average RPI Loss:	62	RECORD	PCT. RANK	GAMES	SCHEDULE	OF SCHEDULE	RPI	RPI	RPI	RPI
DIV. I ONLY	18- 10	86	7- 3	70	75	63	63	9	9	
DIV. I NON-CONF.	6- 5	146	0- 1	47	52	100	100	7	7	
TOTALS	RPI 1-25	RPI 26-50	W-L RECORDS	RPI 51-100	RPI 101-150	RPI 150+				
18- 10	1- 3	2- 2	OVERALL	2- 2	1- 2	12- 1				
11- 3	1- 1	2- 1	HOME	1- 0	1- 1	6- 0				
7- 7	0- 1	0- 1	AWAY	1- 1	0- 0	6- 0				
0- 0	0- 0	0- 0	NEUTRAL	0- 0	0- 0	0- 0				
6- 5	1- 1	1- 1	NON-CONFERENCE	0- 2	0- 1	4- 0				
4- 2	1- 0	1- 1	HOME	0- 0	0- 1	2- 0				
2- 3	0- 1	0- 0	AWAY	0- 2	0- 0	2- 0				
0- 0	0- 0	0- 0	NEUTRAL	0- 0	0- 0	0- 0				
12- 5	0- 2	1- 1	CONFERENCE	2- 0	1- 1	8- 1				
7- 1	0- 1	1- 0	HOME	1- 0	1- 0	4- 0				
5- 4	0- 1	0- 1	AWAY	1- 0	0- 1	4- 1				
0- 0	0- 0	0- 0	NEUTRAL	0- 0	0- 0	0- 0				

RPI	S	Opponent	Score	RPI	S	Opponent	Score	RPI	S	Opponent	Score	RPI	S	Opponent	Score
4	A	UConn	49 104	30	A	South Fla.	62 72	56	A	Rutgers	51 61	101	H	Saint Joseph's	67 70
4	H	UConn	60 85	30	H	South Fla.	68 66	80	A	Tulane	72 54	102	A	Memphis	97 100
16	A	Florida St.	47 75	36	H	Penn	54 60	80	H	Tulane	72 67	102	H	Memphis	82 58
20	H	Florida	97 91	49	H	Villanova	61 55	90	A	Quinnipiac	56 58	164	A	East Carolina	83 63
												168	A	Fordham	57 44
												179	A	SMU	67 69
												179	H	SMU	55 35
												184	H	Tulsa	66 46
												202	H	Sacred Heart	92 62
												220	A	Cincinnati	74 49
												220	H	Cincinnati	74 51
												270	A	UCF	71 63
												275	A	La Salle	77 48
												281	A	Houston	75 66
												281	H	Houston	78 48
												330	H	Delaware St.	100 59
LAST 12 Division I GAMES:															
30	A	South Fla.	62 72	179	H	SMU	55 35								
80	H	Tulane	72 67	164	A	East Carolina	83 63								
102	A	Memphis	97 100	80	A	Tulane	72 54								
4	H	UConn	60 85	281	H	Houston	78 48								
220	A	Cincinnati	74 49	36	H	Penn	54 60								
30	H	South Fla.	68 66	4	A	UConn	49 104								

Non-Div I Games:

Temple

Average RPI Win:	107	WON-LOST	WINNING	LAST 10	STRENGTH OF	OPP. STRENGTH	TEAM	ADJ.	CONF.	ADJ CONF.
Average RPI Loss:	50	RECORD	PCT. RANK	GAMES	SCHEDULE	OF SCHEDULE	RPI	RPI	RPI	RPI
DIV. I ONLY	16- 12	130	4- 6	1	22	31	31	2	2	
DIV. I NON-CONF.	9- 4	95	0- 1	2	33	9	9	2	2	
TOTALS	RPI 1-25	RPI 26-50	W-L RECORDS	RPI 51-100	RPI 101-150	RPI 150+				
16- 12	2- 7	2- 1	OVERALL	4- 0	4- 4	4- 0				
12- 4	1- 3	1- 0	HOME	3- 0	4- 1	3- 0				
4- 8	1- 4	1- 1	AWAY	1- 0	0- 3	1- 0				
0- 0	0- 0	0- 0	NEUTRAL	0- 0	0- 0	0- 0				
9- 4	2- 3	1- 0	NON-CONFERENCE	1- 0	2- 1	3- 0				
7- 2	1- 1	1- 0	HOME	1- 0	2- 1	2- 0				
2- 2	1- 2	0- 0	AWAY	0- 0	0- 0	1- 0				
0- 0	0- 0	0- 0	NEUTRAL	0- 0	0- 0	0- 0				
7- 8	0- 4	1- 1	CONFERENCE	3- 0	2- 3	1- 0				
5- 2	0- 2	0- 0	HOME	2- 0	2- 0	1- 0				
2- 6	0- 2	1- 1	AWAY	1- 0	0- 3	0- 0				
0- 0	0- 0	0- 0	NEUTRAL	0- 0	0- 0	0- 0				

RPI	S	Opponent	Score	RPI	S	Opponent	Score	Team's RPI: 31	RPI	S	Opponent	Score	RPI	S	Opponent	Score
1	A	Notre Dame	66 79	26	A	Mississippi St.	63 65		53	H	Albany (NY)	63 55	112	H	Virginia Tech	43 57
2	H	South Carolina	56 62	28	A	Missouri	71 55		60	H	Auburn	79 52	114	H	Central Ark.	102 47
6	H	Texas	53 64	47	H	Chattanooga	59 57		87	A	Vanderbilt	69 51	123	A	LSU	56 57
8	A	Stanford	55 69						87	H	Vanderbilt	58 49	125	H	Penn St.	74 66
9	A	Oregon St.	53 50										131	A	Arkansas	59 64
13	A	Texas A&M	71 76										131	H	Arkansas	75 57
14	A	Kentucky	63 64										147	A	Alabama	46 54
17	H	Syracuse	57 55										147	H	Alabama	70 42
20	H	Florida	66 74										159	H	ETSU	85 49
													165	H	Ole Miss	57 51
													192	H	Stetson	90 56
													288	A	Wichita St.	58 51
LAST 12 Division I GAMES:																
147	A	Alabama	46 54	131	H	Arkansas	75 57									
123	A	LSU	56 57	147	H	Alabama	70 42									
165	H	Ole Miss	57 51	26	A	Mississippi St.	63 65									
2	H	South Carolina	56 62	14	A	Kentucky	63 64									
87	A	Vanderbilt	69 51	87	H	Vanderbilt	58 49									
13	A	Texas A&M	71 76	1	A	Notre Dame	66 79									

Non-Div I Games:

Tennessee

■ Loss,
■ Non-Conf, S Site,
■ Home
■ Away
N Neutral

Tennessee St.

Through Games Of Feb. 27, 2016

Average RPI Win:	278	WON-LOST	WINNING	LAST 10	STRENGTH OF	OPP. STRENGTH	TEAM	ADJ.	CONF.	ADJ CONF.
Average RPI Loss:	158	RECORD	PCT. RANK	GAMES	SCHEDULE	OF SCHEDULE	RPI	RPI	RPI	RPI
DIV. I ONLY	10- 16	240	3- 7	239	253	251	251	24	24	
DIV. I NON-CONF.	3- 8	258	0- 0	105	172	216	216	24	24	
TOTALS	RPI 1-25	RPI 26-50	W-L RECORDS	RPI 51-100	RPI 101-150	RPI 150+				
10- 16	0- 1	0- 2	OVERALL	0- 2	1- 2	9- 9				
7- 2	0- 0	0- 0	HOME	0- 0	1- 0	6- 2				
2- 12	0- 1	0- 2	AWAY	0- 2	0- 2	2- 5				
1- 2	0- 0	0- 0	NEUTRAL	0- 0	0- 0	1- 2				
3- 8	0- 1	0- 2	NON-CONFERENCE	0- 0	0- 2	3- 3				
2- 0	0- 0	0- 0	HOME	0- 0	0- 0	2- 0				
0- 6	0- 1	0- 2	AWAY	0- 0	0- 2	0- 1				
1- 2	0- 0	0- 0	NEUTRAL	0- 0	0- 0	1- 2				
7- 8	0- 0	0- 0	CONFERENCE	0- 2	1- 0	6- 6				
5- 2	0- 0	0- 0	HOME	0- 0	1- 0	4- 2				
2- 6	0- 0	0- 0	AWAY	0- 2	0- 0	2- 4				
0- 0	0- 0	0- 0	NEUTRAL	0- 0	0- 0	0- 0				

RPI 1-25				RPI 26-50				RPI 51-100				RPI 101+ Team's RPI: 251			
RPI	S	Opponent	Score	RPI	S	Opponent	Score	RPI	S	Opponent	Score	RPI	S	Opponent	Score
14	A	Kentucky	39 81	26	A	Mississippi St.	54 82	88	A	UT Martin	50 77	128	A	Youngstown St.	58 69
				39	A	Indiana	56 88	93	A	Belmont	65 80	132	A	Southern Ill.	70 79
												148	H	SIUE	73 61
												161	A	Illinois	43 98
												181	N	Fla. Atlantic	64 69
												188	A	Eastern Ky.	67 78
												188	H	Eastern Ky.	66 70
												218	N	Utah St.	46 63
												224	A	Southeast Mo. St.	65 75
												243	H	Texas Southern	72 56
												265	H	Austin Peay	66 58
												268	H	Murray St.	69 58
												277	A	Tennessee Tech	60 70
												277	H	Tennessee Tech	56 64
												280	N	Alabama St.	74 64
												295	A	Jacksonville St.	55 69
												295	H	Jacksonville St.	50 40
												304	A	Morehead St.	68 60
												304	H	Morehead St.	78 76
												332	H	Lipscomb	77 65
												339	A	Eastern Ill.	62 53
LAST 12 Division I GAMES:															
304	A	Morehead St.	68 60	295	A	Jacksonville St.	55 69								
295	H	Jacksonville St.	50 40	88	A	UT Martin	50 77								
188	A	Eastern Ky.	67 78	93	A	Belmont	65 80								
277	H	Tennessee Tech	56 64	277	A	Tennessee Tech	60 70								
304	H	Morehead St.	78 76	268	H	Murray St.	69 58								
188	H	Eastern Ky.	66 70	265	H	Austin Peay	66 58								

Non-Div I Games: Lane 75 44 North Ala. 58 40

Tennessee St.

Loss, Non-Conf, S Site, H Home A Away N Neutral

Average RPI Win:	283	WON-LOST	WINNING	LAST 10	STRENGTH OF	OPP. STRENGTH	TEAM	ADJ.	CONF.	ADJ CONF.
Average RPI Loss:	153	RECORD	PCT. RANK	GAMES	SCHEDULE	OF SCHEDULE	RPI	RPI	RPI	RPI
DIV. I ONLY	10- 19	263	5- 5	234	229	277	277	24	24	
DIV. I NON-CONF.	4- 9	245	0- 0	167	125	248	248	24	24	
TOTALS	RPI 1-25	RPI 26-50	W-L RECORDS	RPI 51-100	RPI 101-150	RPI 150+				
10- 19	0- 2	0- 1	OVERALL	0- 4	0- 3	10- 9				
7- 9	0- 1	0- 1	HOME	0- 1	0- 2	7- 4				
3- 10	0- 1	0- 0	AWAY	0- 3	0- 1	3- 5				
0- 0	0- 0	0- 0	NEUTRAL	0- 0	0- 0	0- 0				
4- 9	0- 2	0- 1	NON-CONFERENCE	0- 1	0- 2	4- 3				
3- 5	0- 1	0- 1	HOME	0- 0	0- 1	3- 2				
1- 4	0- 1	0- 0	AWAY	0- 1	0- 1	1- 1				
0- 0	0- 0	0- 0	NEUTRAL	0- 0	0- 0	0- 0				
6- 10	0- 0	0- 0	CONFERENCE	0- 3	0- 1	6- 6				
4- 4	0- 0	0- 0	HOME	0- 1	0- 1	4- 2				
2- 6	0- 0	0- 0	AWAY	0- 2	0- 0	2- 4				
0- 0	0- 0	0- 0	NEUTRAL	0- 0	0- 0	0- 0				

RPI 1-25				RPI 26-50				RPI 51-100				RPI 101+ Team's RPI: 277			
RPI	S	Opponent	Score	RPI	S	Opponent	Score	RPI	S	Opponent	Score	RPI	S	Opponent	Score
12	H	Louisville	54 76	40	H	Arkansas St.	55 77	59	A	Middle Tenn.	53 69	110	H	Mercer	47 63
22	A	Georgia	48 81					88	A	UT Martin	53 67	138	A	Northern Ky.	62 88
								93	A	Belmont	49 70	148	H	SIUE	68 83
								93	H	Belmont	79 80	153	A	Xavier	47 64
												155	H	Southern Miss.	57 69
												188	A	Eastern Ky.	77 72
												188	H	Eastern Ky.	67 71
												224	H	Southeast Mo. St.	57 60
												247	H	Clemson	53 71
												251	A	Tennessee St.	64 56
												251	H	Tennessee St.	70 60
												265	A	Austin Peay	75 91
												267	H	Georgia St.	72 65
												268	A	Murray St.	50 56
												288	H	Wichita St.	54 48
												295	A	Jacksonville St.	46 55
												295	H	Jacksonville St.	51 49
												304	A	Morehead St.	71 75
												304	H	Morehead St.	77 69
												310	A	UNCG	73 64
												332	H	Lipscomb	81 70
												339	H	Eastern Ill.	81 74
LAST 12 Division I GAMES:															
188	H	Eastern Ky.	67 71	93	H	Belmont	79 80								
93	A	Belmont	49 70	304	A	Morehead St.	71 75								
304	H	Morehead St.	77 69	188	A	Eastern Ky.	77 72								
295	H	Jacksonville St.	51 49	251	H	Tennessee St.	70 60								
251	A	Tennessee St.	64 56	224	H	Southeast Mo. St.	57 60								
295	A	Jacksonville St.	46 55	88	A	UT Martin	53 67								

Non-Div I Games:

Tennessee Tech

■ Loss,
 ■ Non-Conf,
 ■ S Site,
 ■ H Home
 ■ A Away
 N Neutral

Average RPI Win: 110	WON-LOST	WINNING	LAST 10	STRENGTH OF	OPP. STRENGTH	TEAM	ADJ.	CONF.	ADJ CONF.
Average RPI Loss: 19	RECORD	PCT. RANK	GAMES	SCHEDULE	OF SCHEDULE	RPI	RPI	RPI	RPI
DIV. I ONLY	26- 2	6	9- 1	56	8	6	6	3	3
DIV. I NON-CONF.	11- 0	1	0- 0	133	13	10	10	3	3
TOTALS	RPI 1-25	RPI 26-50	W-L RECORDS	RPI 51-100	RPI 101-150	RPI 150+			
26- 2	3- 1	7- 1	OVERALL	2- 0	7- 0	7- 0			
15- 1	2- 1	4- 0	HOME	1- 0	3- 0	5- 0			
10- 1	1- 0	3- 0	AWAY	1- 0	3- 0	2- 0			
1- 0	0- 0	0- 0	NEUTRAL	0- 0	1- 0	0- 0			
11- 0	1- 0	2- 0	NON-CONFERENCE	0- 0	3- 0	5- 0			
7- 0	1- 0	1- 0	HOME	0- 0	1- 0	4- 0			
3- 0	0- 0	1- 0	AWAY	0- 0	1- 0	1- 0			
1- 0	0- 0	0- 0	NEUTRAL	0- 0	1- 0	0- 0			
15- 2	2- 1	5- 1	CONFERENCE	2- 0	4- 0	2- 0			
8- 1	1- 1	3- 0	HOME	1- 0	2- 0	1- 0			
7- 1	1- 0	2- 1	AWAY	1- 0	2- 0	1- 0			
0- 0	0- 0	0- 0	NEUTRAL	0- 0	0- 0	0- 0			

RPI	S	Opponent	Score	RPI	S	Opponent	Score	RPI	S	Opponent	Score	RPI	S	Opponent	Score
3	H	Baylor	67 80	26	H	Mississippi St.	53 47	83	A	TCU	65 58	109	A	Iowa St.	65 49
8	H	Stanford	77 69	27	A	West Virginia	65 54	83	H	TCU	71 58	109	H	Iowa St.	75 54
25	A	Oklahoma St.	78 48	27	H	West Virginia	73 50					119	A	Little Rock	66 56
25	H	Oklahoma St.	70 55	31	A	Tennessee	64 53					122	H	Northwestern St.	86 33
				34	A	Oklahoma	56 74					131	N	Arkansas	61 50
				34	H	Oklahoma	83 76					140	A	Texas Tech	76 55
				45	A	Kansas St.	66 51					140	H	Texas Tech	86 62
				45	H	Kansas St.	58 51					166	H	Hampton	79 52
												208	H	Canisius	92 62
												223	A	Rice	70 47
												226	A	Kansas	75 38
												226	H	Kansas	70 46
												227	H	Sam Houston St.	83 49
												260	H	UTSA	90 53
LAST 12 Division I GAMES:															
83	H	TCU	71 58	109	A	Iowa St.	65 49								
140	A	Texas Tech	76 55	45	A	Kansas St.	66 51								
27	H	West Virginia	73 50	226	H	Kansas	70 46								
45	H	Kansas St.	58 51	34	H	Oklahoma	83 76								
34	A	Oklahoma	56 74	83	A	TCU	65 58								
25	H	Oklahoma St.	70 55	3	H	Baylor	67 80								

Non-Div I Games:

Texas

■ Loss,
■ Non-Conf,
■ S Site,
■ H Home
■ A Away
N Neutral

Average RPI Win:	110	WON-LOST	WINNING	LAST 10	STRENGTH OF	OPP. STRENGTH	TEAM	ADJ.	CONF.	ADJ CONF.
Average RPI Loss:	28	RECORD	PCT. RANK	GAMES	SCHEDULE	OF SCHEDULE	RPI	RPI	RPI	RPI
DIV. I ONLY	21- 7	47	8- 2	9	11	13	13	2	2	
DIV. I NON-CONF.	10- 3	61	0- 0	23	21	24	24	2	2	
TOTALS	RPI 1-25	RPI 26-50	W-L RECORDS	RPI 51-100	RPI 101-150	RPI 150+				
21- 7	1- 6	4- 0	OVERALL	5- 0	5- 1	6- 0				
12- 2	1- 2	3- 0	HOME	1- 0	2- 0	5- 0				
6- 3	0- 0	0- 0	AWAY	3- 0	2- 0	1- 0				
3- 2	0- 2	1- 0	NEUTRAL	1- 0	1- 0	0- 0				
10- 3	0- 3	1- 0	NON-CONFERENCE	3- 0	2- 0	4- 0				
6- 1	0- 1	0- 0	HOME	1- 0	1- 0	4- 0				
1- 0	0- 0	0- 0	AWAY	1- 0	0- 0	0- 0				
3- 2	0- 2	1- 0	NEUTRAL	1- 0	1- 0	0- 0				
11- 4	1- 3	3- 0	CONFERENCE	2- 0	3- 1	2- 0				
6- 1	1- 1	3- 0	HOME	0- 0	1- 0	1- 0				
5- 3	0- 2	0- 0	AWAY	2- 0	2- 1	1- 0				
0- 0	0- 0	0- 0	NEUTRAL	0- 0	0- 0	0- 0				

RPI 1-25				Team's RPI: 13				RPI 26-50				RPI 51-100				RPI 101+			
RPI	S	Opponent	Score		RPI	S	Opponent	Score		RPI	S	Opponent	Score		RPI	S	Opponent	Score	
2	A	South Carolina	58	59	26	H	Mississippi St.	64	58	54	A	Duke	72	66	119	H	Little Rock	69	39
2	H	South Carolina	63	70	28	H	Missouri	81	77	60	A	Auburn	57	49	121	N	Hawaii	82	41
5	N	Ohio St.	80	95	31	H	Tennessee	76	71	83	H	TCU	82	78	123	A	LSU	53	35
15	N	BYU	64	72	34	N	Oklahoma	74	68	87	A	Vanderbilt	75	63	123	H	LSU	68	54
18	H	DePaul	66	80						89	N	California	75	58	131	A	Arkansas	61	67
20	A	Florida	81	83											147	A	Alabama	59	56
22	H	Georgia	73	62											165	A	Ole Miss	62	48
															165	H	Ole Miss	81	58
															167	H	Southern U.	88	47
															179	H	SMU	67	55
															211	H	Texas St.	87	50
															272	H	Prairie View	88	30
LAST 12 Division I GAMES:																			
60	A	Auburn	57	49	20	A	Florida	81	83										
87	A	Vanderbilt	75	63	2	H	South Carolina	63	70										
123	H	LSU	68	54	147	A	Alabama	59	56										
165	A	Ole Miss	62	48	28	H	Missouri	81	77										
26	H	Mississippi St.	64	58	2	A	South Carolina	58	59										
31	H	Tennessee	76	71	165	H	Ole Miss	81	58										

Non-Div I Games:

Texas A&M

■ Loss,
 ■ Non-Conf, S Site,
 ■ Home
 ■ Away
 N Neutral

Texas Southern

Through Games Of Feb. 27, 2016

Average RPI Win:	295	WON-LOST	WINNING	LAST 10	STRENGTH OF	OPP. STRENGTH	TEAM	ADJ.	CONF.	ADJ CONF.
Average RPI Loss:	195	RECORD	PCT. RANK	GAMES	SCHEDULE	OF SCHEDULE	RPI	RPI	RPI	RPI
DIV. I ONLY	17- 8	73	8- 2	349	312	243	243	32	32	
DIV. I NON-CONF.	4- 6	201	0- 0	347	81	295	295	31	31	
TOTALS	RPI 1-25	RPI 26-50	W-L RECORDS	RPI 51-100	RPI 101-150	RPI 150+				
17- 8	0- 1	0- 0	OVERALL	0- 0	0- 1	17- 6				
8- 3	0- 0	0- 0	HOME	0- 0	0- 0	8- 3				
8- 5	0- 1	0- 0	AWAY	0- 0	0- 1	8- 3				
1- 0	0- 0	0- 0	NEUTRAL	0- 0	0- 0	1- 0				
4- 6	0- 1	0- 0	NON-CONFERENCE	0- 0	0- 1	4- 4				
1- 2	0- 0	0- 0	HOME	0- 0	0- 0	1- 2				
2- 4	0- 1	0- 0	AWAY	0- 0	0- 1	2- 2				
1- 0	0- 0	0- 0	NEUTRAL	0- 0	0- 0	1- 0				
13- 2	0- 0	0- 0	CONFERENCE	0- 0	0- 0	13- 2				
7- 1	0- 0	0- 0	HOME	0- 0	0- 0	7- 1				
6- 1	0- 0	0- 0	AWAY	0- 0	0- 0	6- 1				
0- 0	0- 0	0- 0	NEUTRAL	0- 0	0- 0	0- 0				

RPI 1-25				RPI 26-50				RPI 51-100				RPI 101+ Team's RPI: 243			
RPI	S	Opponent	Score	RPI	S	Opponent	Score	RPI	S	Opponent	Score	RPI	S	Opponent	Score
25	A	Oklahoma St.	52 87									123	A	LSU	36 86
												167	H	Southern U.	59 45
												180	A	Grambling	62 50
												180	H	Grambling	46 49
												223	A	Rice	69 66
												226	A	Kansas	65 72
												227	H	Sam Houston St.	51 53
												245	H	Houston Baptist	65 77
												251	A	Tennessee St.	56 72
												260	A	UTSA	59 44
												272	A	Prairie View	50 43
												272	H	Prairie View	72 65
												280	A	Alabama St.	51 57
												303	A	Jackson St.	62 36
												303	H	Jackson St.	66 47
												311	H	Alcorn	68 39
												313	H	A&M-Corpus Christi	51 43
												332	N	Lipscomb	66 62
												341	A	Ark.-Pine Bluff	57 51
												341	H	Ark.-Pine Bluff	57 30
												346	A	Alabama A&M	57 38
												346	H	Alabama A&M	72 41
												349	A	Mississippi Val.	85 30
												349	H	Mississippi Val.	76 38
LAST 12 Division I GAMES:															
346	H	Alabama A&M	72 41	346	A	Alabama A&M	57 38								
341	A	Ark.-Pine Bluff	57 51	280	A	Alabama St.	51 57								
349	A	Mississippi Val.	85 30	341	H	Ark.-Pine Bluff	57 30								
180	H	Grambling	46 49	349	H	Mississippi Val.	76 38								
303	H	Jackson St.	66 47	180	A	Grambling	62 50								
272	A	Prairie View	50 43	303	A	Jackson St.	62 36								

Non-Div I Games:

Texas Southern

■ Loss,
 ■ Non-Conf, S Site,
 ■ Home
 ■ Away
 N Neutral

Average RPI Win:	229	WON-LOST	WINNING	LAST 10	STRENGTH OF	OPP. STRENGTH	TEAM	ADJ.	CONF.	ADJ CONF.
Average RPI Loss:	139	RECORD	PCT. RANK	GAMES	SCHEDULE	OF SCHEDULE	RPI	RPI	RPI	RPI
DIV. I ONLY	10- 15	228	3- 7	163	172	211	211	15	15	
DIV. I NON-CONF.	3- 5	218	0- 0	111	36	168	168	14	14	
TOTALS	RPI 1-25	RPI 26-50	W-L RECORDS	RPI 51-100	RPI 101-150	RPI 150+				
10- 15	0- 1	0- 3	OVERALL	0- 1	2- 5	8- 5				
7- 3	0- 0	0- 1	HOME	0- 0	1- 2	6- 0				
3- 9	0- 1	0- 2	AWAY	0- 0	1- 1	2- 5				
0- 3	0- 0	0- 0	NEUTRAL	0- 1	0- 2	0- 0				
3- 5	0- 1	0- 1	NON-CONFERENCE	0- 1	0- 2	3- 0				
2- 0	0- 0	0- 0	HOME	0- 0	0- 0	2- 0				
1- 2	0- 1	0- 1	AWAY	0- 0	0- 0	1- 0				
0- 3	0- 0	0- 0	NEUTRAL	0- 1	0- 2	0- 0				
7- 10	0- 0	0- 2	CONFERENCE	0- 0	2- 3	5- 5				
5- 3	0- 0	0- 1	HOME	0- 0	1- 2	4- 0				
2- 7	0- 0	0- 1	AWAY	0- 0	1- 1	1- 5				
0- 0	0- 0	0- 0	NEUTRAL	0- 0	0- 0	0- 0				

RPI 1-25				RPI 26-50				RPI 51-100				RPI 101+ Team's RPI: 211			
RPI	S	Opponent	Score	RPI	S	Opponent	Score	RPI	S	Opponent	Score	RPI	S	Opponent	Score
13	A	Texas A&M	50 87	28	A	Missouri	56 82	54	N	Duke	34 85	109	N	Iowa St.	61 83
				40	A	Arkansas St.	50 87					119	A	Little Rock	45 57
				40	H	Arkansas St.	59 74					119	H	Little Rock	67 57
												133	A	La.-Lafayette	46 42
												133	H	La.-Lafayette	47 59
												139	N	Idaho	55 75
												143	H	UT Arlington	48 80
												171	A	Troy	79 112
												198	A	South Ala.	73 71
												237	H	North Texas	64 62
												245	A	Houston Baptist	71 66
												259	A	Appalachian St.	71 90
												259	H	Appalachian St.	87 76
												260	H	UTSA	72 64
												267	A	Georgia St.	62 73
												267	H	Georgia St.	80 71
												278	A	La.-Monroe	59 63
												278	H	La.-Monroe	63 57
												290	A	Ga. Southern	64 78
												290	H	Ga. Southern	61 56
LAST 12 Division I GAMES:															
119	A	Little Rock	45 57	290	A	Ga. Southern	64 78								
40	A	Arkansas St.	50 87	267	A	Georgia St.	62 73								
133	H	La.-Lafayette	47 59	278	A	La.-Monroe	59 63								
278	H	La.-Monroe	63 57	133	A	La.-Lafayette	46 42								
259	H	Appalachian St.	87 76	40	H	Arkansas St.	59 74								
143	H	UT Arlington	48 80	119	H	Little Rock	67 57								

Non-Div I Games: Tex. A&M-Commerce 80 60 St. Edward's 52 44

Texas St.

Loss, Non-Conf, S Site, H Home A Away N Neutral

Average RPI Win: 220		WON-LOST	WINNING	LAST 10	STRENGTH OF	OPP. STRENGTH	TEAM	ADJ.	CONF.	ADJ CONF.
Average RPI Loss: 39		RECORD	PCT. RANK	GAMES	SCHEDULE	OF SCHEDULE	RPI	RPI	RPI	RPI
DIV. I ONLY		12- 16	216	2- 8	60	53	140	140	3	3
DIV. I NON-CONF.		9- 2	37	0- 0	226	297	103	103	3	3
TOTALS		RPI 1-25	RPI 26-50	W-L RECORDS	RPI 51-100	RPI 101-150	RPI 150+			
12- 16	0- 6		0- 6	OVERALL	1- 3	2- 1	9- 0			
10- 6	0- 3		0- 2	HOME	1- 1	2- 0	7- 0			
1- 9	0- 0		0- 0	AWAY	0- 0	0- 0	1- 0			
1- 1	0- 0		0- 1	NEUTRAL	0- 0	0- 0	1- 0			
9- 2	0- 0		0- 1	NON-CONFERENCE	1- 1	1- 0	7- 0			
8- 0	0- 0		0- 0	HOME	1- 0	1- 0	6- 0			
0- 1	0- 0		0- 0	AWAY	0- 1	0- 0	0- 0			
1- 1	0- 0		0- 1	NEUTRAL	0- 0	0- 0	1- 0			
3- 14	0- 6		0- 5	CONFERENCE	0- 2	1- 1	2- 0			
2- 6	0- 3		0- 2	HOME	0- 1	1- 0	1- 0			
1- 8	0- 3		0- 3	AWAY	0- 1	0- 1	1- 0			
0- 0	0- 0		0- 0	NEUTRAL	0- 0	0- 0	0- 0			

RPI 1-25				RPI 26-50				RPI 51-100				RPI 101+				Team's RPI: 140	
RPI	S	Opponent	Score	RPI	S	Opponent	Score	RPI	S	Opponent	Score	RPI	S	Opponent	Score		
3	A	Baylor	43 69	27	A	West Virginia	57 79	68	A	Santa Clara	70 75	109	A	Iowa St.	48 77		
3	H	Baylor	36 66	27	H	West Virginia	42 69	74	H	Abilene Christian	71 65	109	H	Iowa St.	69 66		
6	A	Texas	62 86	32	N	Washington	73 77	83	A	TCU	48 69	139	H	Idaho	78 62		
6	H	Texas	55 76	34	A	Oklahoma	53 92	83	H	TCU	69 78	168	N	Fordham	62 48		
25	A	Oklahoma St.	57 70	45	A	Kansas St.	53 65					180	H	Grambling	70 55		
25	H	Oklahoma St.	46 69	45	H	Kansas St.	53 65					226	A	Kansas	69 58		
												226	H	Kansas	54 44		
												232	H	Idaho St.	79 64		
												299	H	Niagara	79 45		
												306	H	Southeastern La.	113 51		
												334	H	Incarinate Word	70 55		
												341	H	Ark.-Pine Bluff	84 40		
LAST 12 Division I GAMES:																	
				226	A	Kansas	69 58	27	H	West Virginia	42 69						
				6	H	Texas	55 76	226	H	Kansas	54 44						
				45	A	Kansas St.	53 65	3	A	Baylor	43 69						
				109	A	Iowa St.	48 77	45	H	Kansas St.	53 65						
				3	H	Baylor	36 66	34	A	Oklahoma	53 92						
				25	A	Oklahoma St.	57 70	109	H	Iowa St.	69 66						

Non-Div I Games:

Texas Tech

Loss, Non-Conf, S Site, H Home A Away N Neutral

Average RPI Win: 223	WON-LOST	WINNING	LAST 10	STRENGTH OF	OPP. STRENGTH	TEAM	ADJ.	CONF.	ADJ CONF.
Average RPI Loss: 73	RECORD	PCT. RANK	GAMES	SCHEDULE	OF SCHEDULE	RPI	RPI	RPI	RPI
DIV. I ONLY	16- 11	122	7- 3	115	118	106	106	11	11
DIV. I NON-CONF.	5- 6	180	0- 0	85	72	145	145	13	13
TOTALS	RPI 1-25	RPI 26-50	W-L RECORDS	RPI 51-100	RPI 101-150	RPI 150+			
16- 11	0- 1	0- 2	OVERALL	2- 6	3- 2	11- 0			
7- 4	0- 0	0- 1	HOME	0- 2	2- 1	5- 0			
7- 5	0- 0	0- 0	AWAY	1- 0	1- 0	5- 0			
2- 2	0- 0	0- 0	NEUTRAL	1- 2	0- 0	1- 0			
5- 6	0- 1	0- 1	NON-CONFERENCE	1- 3	0- 1	4- 0			
2- 2	0- 0	0- 0	HOME	0- 1	0- 1	2- 0			
1- 2	0- 1	0- 1	AWAY	0- 0	0- 0	1- 0			
2- 2	0- 0	0- 0	NEUTRAL	1- 2	0- 0	1- 0			
11- 5	0- 0	0- 1	CONFERENCE	1- 3	3- 1	7- 0			
5- 2	0- 0	0- 1	HOME	0- 1	2- 0	3- 0			
6- 3	0- 0	0- 0	AWAY	1- 2	1- 1	4- 0			
0- 0	0- 0	0- 0	NEUTRAL	0- 0	0- 0	0- 0			

RPI 1-25				RPI 26-50				RPI 51-100				RPI 101+ Team's RPI: 106			
RPI	S	Opponent	Score	RPI	S	Opponent	Score	RPI	S	Opponent	Score	RPI	S	Opponent	Score
1	A	Notre Dame	39 74	38	A	St. Bonaventure	63 74	53	N	Albany (NY)	55 63	120	H	Buffalo	71 60
				43	H	Ohio	57 77	66	A	Ball St.	69 75	124	A	Akron	71 81
								71	H	Dayton	57 83	135	H	Arizona	59 62
								72	A	Central Mich.	81 79	137	A	Western Mich.	80 68
								81	N	VCU	80 61	137	H	Western Mich.	80 73
								86	A	Eastern Mich.	41 59	234	A	Ill.-Chicago	60 51
								86	H	Eastern Mich.	46 58	236	N	Columbia	88 75
								100	N	Harvard	70 76	252	A	Northern Ill.	89 83
												252	H	Northern Ill.	66 59
												258	A	Bowling Green	68 60
												258	H	Bowling Green	75 61
												273	H	Cleveland St.	66 53
												274	A	Miami (OH)	55 50
												322	A	Kent St.	67 64
												322	H	Kent St.	73 67
												341	H	Ark.-Pine Bluff	74 47
LAST 12 Division I GAMES:															
252	A	Northern Ill.	89 83	322	A	Kent St.	67 64								
86	H	Eastern Mich.	46 58	137	A	Western Mich.	80 68								
72	A	Central Mich.	81 79	258	H	Bowling Green	75 61								
258	A	Bowling Green	68 60	86	A	Eastern Mich.	41 59								
43	H	Ohio	57 77	124	A	Akron	71 81								
120	H	Buffalo	71 60	252	H	Northern Ill.	66 59								

Non-Div I Games:

Toledo

■ Loss,
 ■ Non-Conf,
 ■ S Site,
 ■ Home
 ■ A Away
 N Neutral

Average RPI Win: 198	WON-LOST	WINNING	LAST 10	STRENGTH OF	OPP. STRENGTH	TEAM	ADJ.	CONF.	ADJ CONF.
Average RPI Loss: 159	RECORD	PCT. RANK	GAMES	SCHEDULE	OF SCHEDULE	RPI	RPI	RPI	RPI
DIV. I ONLY	6- 21	303	1- 9	174	174	287	287	13	13
DIV. I NON-CONF.	3- 8	258	0- 0	257	263	292	292	11	11
TOTALS	RPI 1-25	RPI 26-50	W-L RECORDS	RPI 51-100	RPI 101-150	RPI 150+			
6- 21	0- 0	0- 2	OVERALL	1- 7	0- 0	5- 12			
4- 7	0- 0	0- 1	HOME	1- 2	0- 0	3- 4			
1- 14	0- 0	0- 1	AWAY	0- 5	0- 0	1- 8			
1- 0	0- 0	0- 0	NEUTRAL	0- 0	0- 0	1- 0			
3- 8	0- 0	0- 0	NON-CONFERENCE	0- 3	0- 0	3- 5			
2- 2	0- 0	0- 0	HOME	0- 1	0- 0	2- 1			
0- 6	0- 0	0- 0	AWAY	0- 2	0- 0	0- 4			
1- 0	0- 0	0- 0	NEUTRAL	0- 0	0- 0	1- 0			
3- 13	0- 0	0- 2	CONFERENCE	1- 4	0- 0	2- 7			
2- 5	0- 0	0- 1	HOME	1- 1	0- 0	1- 3			
1- 8	0- 0	0- 1	AWAY	0- 3	0- 0	1- 4			
0- 0	0- 0	0- 0	NEUTRAL	0- 0	0- 0	0- 0			

RPI S	Opponent	Score	RPI S	Opponent	Score	RPI S	Opponent	Score	RPI S	Opponent	Score	Team's RPI: 287
41	A James Madison	45 61	41	H James Madison	57 64	60	H Auburn	52 74	158	A Cornell	60 88	
						73	A Hofstra	60 64	160	A Northeastern	72 71	
						73	H Hofstra	56 74	169	H UMBC	61 51	
						76	A Minnesota	86 105	170	A Delaware	64 69	
						82	A Drexel	40 56	170	H Delaware	62 66	
						95	A Elon	58 80	187	A George Mason	76 88	
						95	H Elon	85 78	197	A William & Mary	65 78	
						98	A Georgetown	46 82	197	H William & Mary	54 73	
									230	N Western Ill.	83 77	
									235	A Col. of Charleston	55 67	
									235	H Col. of Charleston	62 51	
									255	H Coppin St.	69 81	
									256	A UNCW	51 53	
									256	H UNCW	49 52	
									293	A Rider	72 78	
									296	H UMKC	70 47	
									324	A North Florida	72 74	
LAST 12 Division I GAMES:												
197	A William & Mary	65 78	170	H Delaware	62 66							
41	A James Madison	45 61	235	A Col. of Charleston	55 67							
82	A Drexel	40 56	256	A UNCW	51 53							
235	H Col. of Charleston	62 51	73	A Hofstra	60 64							
95	A Elon	58 80	41	H James Madison	57 64							
73	H Hofstra	56 74	170	A Delaware	64 69							

Non-Div I Games:

Towson

Average RPI Win: 243	WON-LOST	WINNING	LAST 10	STRENGTH OF	OPP. STRENGTH	TEAM	ADJ.	CONF.	ADJ CONF.
Average RPI Loss: 142	RECORD	PCT. RANK	GAMES	SCHEDULE	OF SCHEDULE	RPI	RPI	RPI	RPI
DIV. I ONLY	13- 12	158	5- 5	207	224	171	171	15	15
DIV. I NON-CONF.	3- 4	197	0- 0	229	273	162	162	14	14
TOTALS	RPI 1-25	RPI 26-50	W-L RECORDS	RPI 51-100	RPI 101-150	RPI 150+			
13- 12	0- 0	0- 2	OVERALL	0- 2	3- 4	10- 4			
8- 3	0- 0	0- 1	HOME	0- 0	3- 0	5- 2			
5- 9	0- 0	0- 1	AWAY	0- 2	0- 4	5- 2			
0- 0	0- 0	0- 0	NEUTRAL	0- 0	0- 0	0- 0			
3- 4	0- 0	0- 0	NON-CONFERENCE	0- 2	0- 2	3- 0			
1- 0	0- 0	0- 0	HOME	0- 0	0- 0	1- 0			
2- 4	0- 0	0- 0	AWAY	0- 2	0- 2	2- 0			
0- 0	0- 0	0- 0	NEUTRAL	0- 0	0- 0	0- 0			
10- 8	0- 0	0- 2	CONFERENCE	0- 0	3- 2	7- 4			
7- 3	0- 0	0- 1	HOME	0- 0	3- 0	4- 2			
3- 5	0- 0	0- 1	AWAY	0- 0	0- 2	3- 2			
0- 0	0- 0	0- 0	NEUTRAL	0- 0	0- 0	0- 0			

RPI S	Opponent	Score	RPI S	Opponent	Score	RPI S	Opponent	Score	RPI S	Opponent	Score	Team's RPI: 171
40	A Arkansas St.	80 94	40	H Arkansas St.	81 101	87	A Vanderbilt	43 97	107	A Samford	69 73	
						93	A Belmont	93 102	119	A Little Rock	64 79	
									119	H Little Rock	78 71	
									133	A La.-Lafayette	53 56	
									133	H La.-Lafayette	90 83	
									143	H UT Arlington	88 71	
									149	A UAB	67 89	
									198	A South Ala.	63 65	
									198	H South Ala.	71 75	
									211	H Texas St.	112 79	
									259	A Appalachian St.	100 89	
									259	H Appalachian St.	81 96	
									267	A Georgia St.	97 90	
									267	H Georgia St.	89 78	
									278	A La.-Monroe	73 77	
									278	H La.-Monroe	74 64	
									280	A Alabama St.	73 59	
									290	A Ga. Southern	81 66	
									290	H Ga. Southern	84 68	
									306	A Southeastern La.	100 90	
									312	H Nicholls St.	104 51	
LAST 12 Division I GAMES:												
278	H La.-Monroe	74 64	40	A Arkansas St.	80 94							
133	H La.-Lafayette	90 83	119	A Little Rock	64 79							
259	A Appalachian St.	100 89	259	H Appalachian St.	81 96							
198	A South Ala.	63 65	198	H South Ala.	71 75							
267	H Georgia St.	89 78	133	A La.-Lafayette	53 56							
290	H Ga. Southern	84 68	278	A La.-Monroe	73 77							

Non-Div I Games: West Ala. 103 72 Fort Valley St. 118 72

Troy

Average RPI Win: 192		WON-LOST	WINNING	LAST 10	STRENGTH OF	OPP. STRENGTH	TEAM	ADJ.	CONF.	ADJ CONF.
Average RPI Loss: 39		RECORD	PCT. RANK	GAMES	SCHEDULE	OF SCHEDULE	RPI	RPI	RPI	RPI
DIV. I ONLY		19- 10	84	5- 5	81	84	80	80	9	9
DIV. I NON-CONF.		9- 3	69	0- 0	57	89	52	52	7	7
TOTALS		RPI 1-25	RPI 26-50		W-L RECORDS		RPI 51-100	RPI 101-150	RPI 150+	
19- 10	0- 4	0- 2		OVERALL		2- 3	2- 1	15- 0		
12- 3	0- 1	0- 1		HOME		1- 1	2- 0	9- 0		
6- 5	0- 2	0- 1		AWAY		0- 1	0- 1	6- 0		
1- 2	0- 1	0- 0		NEUTRAL		1- 1	0- 0	0- 0		
9- 3	0- 2	0- 0		NON-CONFERENCE		2- 1	2- 0	5- 0		
7- 0	0- 0	0- 0		HOME		1- 0	2- 0	4- 0		
1- 1	0- 1	0- 0		AWAY		0- 0	0- 0	1- 0		
1- 2	0- 1	0- 0		NEUTRAL		1- 1	0- 0	0- 0		
10- 7	0- 2	0- 2		CONFERENCE		0- 2	0- 1	10- 0		
5- 3	0- 1	0- 1		HOME		0- 1	0- 0	5- 0		
5- 4	0- 1	0- 1		AWAY		0- 1	0- 1	5- 0		
0- 0	0- 0	0- 0		NEUTRAL		0- 0	0- 0	0- 0		

RPI S	Opponent	Score	RPI S	Opponent	Score	RPI S	Opponent	Score	RPI S	Opponent	Score
4	A UConn	40 80	30	A South Fla.	65 77	55	H Saint Louis	66 58	102	A Memphis	67 83
4	H UConn	38 96	30	H South Fla.	67 71	56	N Rutgers	51 75	119	H Little Rock	69 53
16	A Florida St.	72 78				63	A Temple	67 72	123	H LSU	67 63
21	N Green Bay	58 79				63	H Temple	54 72	156	H McNeese St.	74 55
						96	N Virginia	67 62	164	A East Carolina	66 51
									164	H East Carolina	78 73
									165	A Ole Miss	61 59
									167	H Southern U.	77 48
									179	A SMU	54 42
									179	H SMU	76 64
									184	A Tulsa	71 47
									184	H Tulsa	61 42
									270	A UCF	65 53
									270	H UCF	75 54
									281	A Houston	59 56
									281	H Houston	70 48
									303	H Jackson St.	92 49
									310	H UNCG	74 53
LAST 12 Division I GAMES:											
4	A UConn	40 80	281	A Houston	59 56						
63	A Temple	67 72	4	H UConn	38 96						
184	H Tulsa	61 42	63	H Temple	54 72						
270	A UCF	65 53	164	H East Carolina	78 73						
179	H SMU	76 64	179	A SMU	54 42						
30	A South Fla.	65 77	184	A Tulsa	71 47						

Non-Div I Games:

Tulane

■ Loss,
 ■ Non-Conf,
 ■ S Site,
 ■ Home
 ■ A Away
 N Neutral

Average RPI Win: 190	WON-LOST	WINNING	LAST 10	STRENGTH OF	OPP. STRENGTH	TEAM	ADJ.	CONF.	ADJ CONF.
Average RPI Loss: 107	RECORD	PCT. RANK	GAMES	SCHEDULE	OF SCHEDULE	RPI	RPI	RPI	RPI
DIV. I ONLY	11- 18	247	4- 6	113	80	184	184	9	9
DIV. I NON-CONF.	3- 8	258	0- 0	75	76	199	199	7	7
TOTALS	RPI 1-25	RPI 26-50	W-L RECORDS	RPI 51-100	RPI 101-150	RPI 150+			
11- 18	0- 2	0- 3	OVERALL	0- 4	3- 4	8- 5			
5- 9	0- 1	0- 3	HOME	0- 1	0- 2	5- 2			
6- 7	0- 1	0- 0	AWAY	0- 3	3- 1	3- 2			
0- 2	0- 0	0- 0	NEUTRAL	0- 0	0- 1	0- 1			
3- 8	0- 0	0- 2	NON-CONFERENCE	0- 1	2- 3	1- 2			
1- 4	0- 0	0- 2	HOME	0- 0	0- 1	1- 1			
2- 2	0- 0	0- 0	AWAY	0- 1	2- 1	0- 0			
0- 2	0- 0	0- 0	NEUTRAL	0- 0	0- 1	0- 1			
8- 10	0- 2	0- 1	CONFERENCE	0- 3	1- 1	7- 3			
4- 5	0- 1	0- 1	HOME	0- 1	0- 1	4- 1			
4- 5	0- 1	0- 0	AWAY	0- 2	1- 0	3- 2			
0- 0	0- 0	0- 0	NEUTRAL	0- 0	0- 0	0- 0			

RPI 1-25				RPI 26-50				RPI 51-100				RPI 101+ Team's RPI: 184			
RPI	S	Opponent	Score	RPI	S	Opponent	Score	RPI	S	Opponent	Score	RPI	S	Opponent	Score
4	A	UConn	35 95	30	H	South Fla.	66 72	55	A	Saint Louis	73 82	102	A	Memphis	65 59
4	H	UConn	30 94	34	H	Oklahoma	62 75	63	A	Temple	46 66	102	H	Memphis	58 69
				45	H	Kansas St.	67 75	80	A	Tulane	42 61	105	N	Drake	80 91
								80	H	Tulane	47 71	108	A	UNI	59 75
												119	A	Little Rock	74 63
												131	A	Arkansas	74 67
												144	H	Oral Roberts	53 59
												164	A	East Carolina	55 54
												164	H	East Carolina	81 79
												179	A	SMU	45 62
												179	H	SMU	56 54
												180	H	Grambling	79 51
												187	N	George Mason	63 64
												213	H	Indiana St.	63 67
												220	A	Cincinnati	76 63
												220	H	Cincinnati	53 55
												270	A	UCF	74 75
												270	H	UCF	95 71
												281	A	Houston	79 62
												281	H	Houston	44 28
LAST 12 Division I GAMES:															
220	A	Cincinnati	76 63	164	A	East Carolina	55 54								
30	H	South Fla.	66 72	270	A	UCF	74 75								
80	A	Tulane	42 61	4	H	UConn	30 94								
179	A	SMU	45 62	102	H	Memphis	58 69								
270	H	UCF	95 71	281	A	Houston	79 62								
281	H	Houston	44 28	80	H	Tulane	47 71								

Non-Div I Games:

Tulsa

■ Loss,
 ■ Non-Conf,
 ■ S Site,
 ■ Home
 ■ A Away
 N Neutral

Average RPI Win:	207	WON-LOST	WINNING	LAST 10	STRENGTH OF	OPP. STRENGTH	TEAM	ADJ.	CONF.	ADJ CONF.
Average RPI Loss:	112	RECORD	PCT. RANK	GAMES	SCHEDULE	OF SCHEDULE	RPI	RPI	RPI	RPI
DIV. I ONLY	13- 14	183	3- 7	120	151	149	149	12	12	
DIV. I NON-CONF.	7- 4	110	0- 0	195	256	121	121	10	10	
TOTALS	RPI 1-25	RPI 26-50	W-L RECORDS	RPI 51-100	RPI 101-150	RPI 150+				
13- 14	0- 2	0- 3	OVERALL	1- 4	1- 0	11- 5				
9- 3	0- 0	0- 1	HOME	1- 1	1- 0	7- 1				
3- 10	0- 2	0- 1	AWAY	0- 3	0- 0	3- 4				
1- 1	0- 0	0- 1	NEUTRAL	0- 0	0- 0	1- 0				
7- 4	0- 1	0- 1	NON-CONFERENCE	0- 2	1- 0	6- 0				
5- 0	0- 0	0- 0	HOME	0- 0	1- 0	4- 0				
1- 3	0- 1	0- 0	AWAY	0- 2	0- 0	1- 0				
1- 1	0- 0	0- 1	NEUTRAL	0- 0	0- 0	1- 0				
6- 10	0- 1	0- 2	CONFERENCE	1- 2	0- 0	5- 5				
4- 3	0- 0	0- 1	HOME	1- 1	0- 0	3- 1				
2- 7	0- 1	0- 1	AWAY	0- 1	0- 0	2- 4				
0- 0	0- 0	0- 0	NEUTRAL	0- 0	0- 0	0- 0				

RPI 1-25				RPI 26-50				RPI 51-100				RPI 101+ Team's RPI: 149			
RPI	S	Opponent	Score	RPI	S	Opponent	Score	RPI	S	Opponent	Score	RPI	S	Opponent	Score
16	A	Florida St.	44 84	42	A	Western Ky.	55 64	59	A	Middle Tenn.	40 68	107	H	Samford	61 41
23	A	UTEP	54 62	42	H	Western Ky.	49 63	59	H	Middle Tenn.	72 77	154	H	Old Dominion	58 55
				48	N	North Carolina St.	56 67	60	A	Auburn	71 85	155	H	Southern Miss.	53 49
								78	H	Charlotte	75 57	157	A	Marshall	65 73
								93	A	Belmont	62 63	157	H	Marshall	61 64
												171	H	Troy	89 67
												173	H	Louisiana Tech	64 49
												181	A	Fla. Atlantic	67 62
												198	A	South Ala.	53 39
												223	A	Rice	64 55
												237	A	North Texas	51 53
												249	N	High Point	56 46
												260	A	UTSA	52 54
												308	H	South Carolina St.	71 38
												309	A	FIU	61 72
												341	H	Ark.-Pine Bluff	82 32
												349	H	Mississippi Val.	80 33
LAST 12 Division I GAMES:															
42	A	Western Ky.	55 64	309	A	FIU	61 72								
157	A	Marshall	65 73	157	H	Marshall	61 64								
59	H	Middle Tenn.	72 77	42	H	Western Ky.	49 63								
173	H	Louisiana Tech	64 49	237	A	North Texas	51 53								
155	H	Southern Miss.	53 49	223	A	Rice	64 55								
181	A	Fla. Atlantic	67 62	78	H	Charlotte	75 57								

Non-Div I Games:

UAB

■ Loss,
 ■ Non-Conf,
 ■ S Site,
 ■ Home
 ■ A Away
 N Neutral

Average RPI Win:	255	WON-LOST	WINNING	LAST 10	STRENGTH OF	OPP. STRENGTH	TEAM	ADJ.	CONF.	ADJ CONF.
Average RPI Loss:	127	RECORD	PCT. RANK	GAMES	SCHEDULE	OF SCHEDULE	RPI	RPI	RPI	RPI
DIV. I ONLY	15- 11	129	6- 4	284	184	190	190	22	22	
DIV. I NON-CONF.	6- 6	160	0- 0	265	114	196	196	21	21	
TOTALS	RPI 1-25	RPI 26-50	W-L RECORDS	RPI 51-100	RPI 101-150	RPI 150+				
15- 11	0- 1	0- 0	OVERALL	1- 4	1- 2	13- 4				
7- 5	0- 1	0- 0	HOME	0- 1	1- 1	6- 2				
8- 4	0- 0	0- 0	AWAY	1- 2	0- 1	7- 1				
0- 2	0- 0	0- 0	NEUTRAL	0- 1	0- 0	0- 1				
6- 6	0- 1	0- 0	NON-CONFERENCE	1- 2	0- 0	5- 3				
1- 3	0- 1	0- 0	HOME	0- 0	0- 0	1- 2				
5- 1	0- 0	0- 0	AWAY	1- 1	0- 0	4- 0				
0- 2	0- 0	0- 0	NEUTRAL	0- 1	0- 0	0- 1				
9- 5	0- 0	0- 0	CONFERENCE	0- 2	1- 2	8- 1				
6- 2	0- 0	0- 0	HOME	0- 1	1- 1	5- 0				
3- 3	0- 0	0- 0	AWAY	0- 1	0- 1	3- 1				
0- 0	0- 0	0- 0	NEUTRAL	0- 0	0- 0	0- 0				

RPI 1-25				RPI 26-50				RPI 51-100				RPI 101+ Team's RPI: 190			
RPI	S	Opponent	Score	RPI	S	Opponent	Score	RPI	S	Opponent	Score	RPI	S	Opponent	Score
8	H	Stanford	45 74					51	A	UC Riverside	73 80	121	A	Hawaii	50 70
								51	H	UC Riverside	76 90	121	H	Hawaii	60 58
								52	A	St. Mary's (CA)	78 71	134	H	Long Beach St.	62 75
								53	N	Albany (NY)	70 80	163	H	Pacific	53 66
								77	A	Utah	58 88	175	H	Sacramento St.	77 92
												193	A	Cal Poly	75 57
												193	H	Cal Poly	82 71
												204	A	Utah Valley	59 55
												246	A	San Diego St.	65 54
												266	A	UC Santa Barbara	59 66
												266	H	UC Santa Barbara	80 51
												282	A	Portland	72 47
												294	N	Florida A&M	58 61
												297	A	CSUN	75 52
												297	H	CSUN	57 50
												318	A	Portland St.	82 70
												337	A	Cal St. Fullerton	63 59
												337	H	Cal St. Fullerton	80 56
												338	H	UC Irvine	74 61
												343	H	Air Force	66 40
LAST 12 Division I GAMES:															
297	H	CSUN	57 50	51	A	UC Riverside	73 80								
51	H	UC Riverside	76 90	266	H	UC Santa Barbara	80 51								
121	A	Hawaii	50 70	134	H	Long Beach St.	62 75								
337	H	Cal St. Fullerton	80 56	193	A	Cal Poly	75 57								
193	H	Cal Poly	82 71	266	A	UC Santa Barbara	59 66								
337	A	Cal St. Fullerton	63 59	338	H	UC Irvine	74 61								

Non-Div I Games: Cal St. Monterey Ba91 36

UC Davis

■ Loss,
 ■ Non-Conf,
 ■ S Site,
 ■ Home
 ■ A Away
 N Neutral

Average RPI Win:	327	WON-LOST	WINNING	LAST 10	STRENGTH OF	OPP. STRENGTH	TEAM	ADJ.	CONF.	ADJ CONF.
Average RPI Loss:	179	RECORD	PCT. RANK	GAMES	SCHEDULE	OF SCHEDULE	RPI	RPI	RPI	RPI
DIV. I ONLY	3- 24	339	1- 9	304	183	338	338	22	22	
DIV. I NON-CONF.	2- 11	306	0- 0	278	77	316	316	21	21	
TOTALS	RPI 1-25	RPI 26-50	W-L RECORDS	RPI 51-100	RPI 101-150	RPI 150+				
3- 24	0- 1	0- 3	OVERALL	0- 1	0- 4	3- 15				
1- 9	0- 0	0- 1	HOME	0- 0	0- 2	1- 6				
2- 14	0- 0	0- 0	AWAY	0- 0	0- 0	2- 1				
0- 1	0- 0	0- 1	NEUTRAL	0- 0	0- 0	0- 0				
2- 11	0- 1	0- 3	NON-CONFERENCE	0- 0	0- 0	2- 7				
1- 3	0- 0	0- 1	HOME	0- 0	0- 0	1- 2				
1- 7	0- 1	0- 1	AWAY	0- 0	0- 0	1- 5				
0- 1	0- 0	0- 1	NEUTRAL	0- 0	0- 0	0- 0				
1- 13	0- 0	0- 0	CONFERENCE	0- 1	0- 4	1- 8				
0- 6	0- 0	0- 0	HOME	0- 0	0- 2	0- 4				
1- 7	0- 0	0- 0	AWAY	0- 1	0- 2	1- 4				
0- 0	0- 0	0- 0	NEUTRAL	0- 0	0- 0	0- 0				

RPI 1-25				RPI 26-50				RPI 51-100				RPI 101+ Team's RPI: 338			
RPI	S	Opponent	Score	RPI	S	Opponent	Score	RPI	S	Opponent	Score	RPI	S	Opponent	Score
10	A	UCLA	48 83	33	N	Princeton	42 83	51	A	UC Riverside	69 93	121	A	Hawaii	35 59
				44	A	Southern California	56 75					121	H	Hawaii	65 83
				50	H	St. John's (NY)	63 85					134	A	Long Beach St.	49 67
												134	H	Long Beach St.	65 71
												175	A	Sacramento St.	78 126
												190	A	UC Davis	61 74
												193	A	Cal Poly	38 50
												193	H	Cal Poly	54 72
												194	A	San Jose St.	58 79
												203	A	UNLV	52 72
												219	A	CSU Bakersfield	39 65
												240	A	Loyola Marymount	50 95
												242	H	Grand Canyon	53 58
												266	A	UC Santa Barbara	37 66
												266	H	UC Santa Barbara	62 80
												291	H	Northern Ariz.	55 71
												297	A	CSUN	48 62
												297	H	CSUN	64 83
												316	H	Nevada	68 64
												329	A	Southern Utah	63 58
												337	A	Cal St. Fullerton	62 58
												337	H	Cal St. Fullerton	53 66
LAST 12 Division I GAMES:															
134	A	Long Beach St.	49 67	121	A	Hawaii	35 59	297	H	CSUN	64 83				
266	A	UC Santa Barbara	37 66	337	A	Cal St. Fullerton	62 58	121	H	Hawaii	65 83				
337	H	Cal St. Fullerton	53 66	134	H	Long Beach St.	65 71	190	A	UC Davis	61 74				
297	A	CSUN	48 62												
266	H	UC Santa Barbara	62 80												
193	A	Cal Poly	38 50												

Non-Div I Games: San Diego Christian78 49

UC Irvine

■ Loss,
 ■ Non-Conf,
 ■ S Site,
 ■ Home
 ■ A Away
 N Neutral

Average RPI Win:	221	WON-LOST	WINNING	LAST 10	STRENGTH OF	OPP. STRENGTH	TEAM	ADJ.	CONF.	ADJ CONF.
Average RPI Loss:	47	RECORD	PCT. RANK	GAMES	SCHEDULE	OF SCHEDULE	RPI	RPI	RPI	RPI
DIV. I ONLY	21- 7	47	10- 0	106	187	51	51	22	22	
DIV. I NON-CONF.	7- 7	160	0- 0	58	71	92	92	21	21	
TOTALS	RPI 1-25	RPI 26-50	W-L RECORDS	RPI 51-100	RPI 101-150	RPI 150+				
21- 7	0- 3	0- 1	OVERALL	0- 3	5- 0	16- 0				
10- 1	0- 1	0- 0	HOME	0- 0	3- 0	7- 0				
10- 6	0- 2	0- 1	AWAY	0- 3	2- 0	8- 0				
1- 0	0- 0	0- 0	NEUTRAL	0- 0	0- 0	1- 0				
7- 7	0- 3	0- 1	NON-CONFERENCE	0- 3	1- 0	6- 0				
3- 1	0- 1	0- 0	HOME	0- 0	1- 0	2- 0				
3- 6	0- 2	0- 1	AWAY	0- 3	0- 0	3- 0				
1- 0	0- 0	0- 0	NEUTRAL	0- 0	0- 0	1- 0				
14- 0	0- 0	0- 0	CONFERENCE	0- 0	4- 0	10- 0				
7- 0	0- 0	0- 0	HOME	0- 0	2- 0	5- 0				
7- 0	0- 0	0- 0	AWAY	0- 0	2- 0	5- 0				
0- 0	0- 0	0- 0	NEUTRAL	0- 0	0- 0	0- 0				

RPI 1-25				RPI 26-50				RPI 51-100 Team's RPI: 51				RPI 101+			
RPI	S	Opponent	Score	RPI	S	Opponent	Score	RPI	S	Opponent	Score	RPI	S	Opponent	Score
9	A	Oregon St.	65 86	32	A	Washington	43 78	70	A	Oregon	81 95	121	A	Hawaii	77 74
10	H	UCLA	56 70					89	A	California	58 64	121	H	Hawaii	81 77
23	A	UTEP	57 68					99	A	San Francisco	76 88	126	H	Fresno St.	86 68
												134	A	Long Beach St.	78 60
												134	H	Long Beach St.	83 58
												190	A	UC Davis	90 76
												190	H	UC Davis	80 73
												193	A	Cal Poly	75 62
												193	H	Cal Poly	93 83
												219	H	CSU Bakersfield	81 61
												224	N	Southeast Mo. St.	85 67
												240	H	Loyola Marymount	80 62
												242	A	Grand Canyon	85 67
												246	A	San Diego St.	85 68
												262	A	Seattle	92 70
												266	A	UC Santa Barbara	83 53
												266	H	UC Santa Barbara	92 81
												297	A	CSUN	84 62
												297	H	CSUN	83 76
												337	A	Cal St. Fullerton	90 43
												338	H	UC Irvine	93 69
LAST 12 Division I GAMES:															
121	H	Hawaii	81 77	297	H	CSUN	83 76								
297	A	CSUN	84 62	190	H	UC Davis	80 73								
190	A	UC Davis	90 76	193	H	Cal Poly	93 83								
134	H	Long Beach St.	83 58	266	H	UC Santa Barbara	92 81								
193	A	Cal Poly	75 62	121	A	Hawaii	77 74								
337	A	Cal St. Fullerton	90 43	134	A	Long Beach St.	78 60								

Non-Div I Games:

UC Riverside

■ Loss,
■ Non-Conf,
■ S Site,
■ Home
■ A Away
N Neutral

UC Santa Barbara

Through Games Of Feb. 27, 2016

Average RPI Win:	285	WON-LOST	WINNING	LAST 10	STRENGTH OF	OPP. STRENGTH	TEAM	ADJ.	CONF.	ADJ CONF.
Average RPI Loss:	140	RECORD	PCT. RANK	GAMES	SCHEDULE	OF SCHEDULE	RPI	RPI	RPI	RPI
DIV. I ONLY	10- 18	258	4- 6	243	236	266	266	22	22	
DIV. I NON-CONF.	2- 11	306	0- 0	211	182	310	310	21	21	
TOTALS	RPI 1-25	RPI 26-50	W-L RECORDS	RPI 51-100	RPI 101-150	RPI 150+				
10- 18	0- 0	0- 0	OVERALL	0- 6	0- 6	10- 6				
7- 6	0- 0	0- 0	HOME	0- 2	0- 2	7- 2				
3- 12	0- 0	0- 0	AWAY	0- 4	0- 4	3- 4				
0- 0	0- 0	0- 0	NEUTRAL	0- 0	0- 0	0- 0				
2- 11	0- 0	0- 0	NON-CONFERENCE	0- 4	0- 3	2- 4				
2- 3	0- 0	0- 0	HOME	0- 1	0- 0	2- 2				
0- 8	0- 0	0- 0	AWAY	0- 3	0- 3	0- 2				
0- 0	0- 0	0- 0	NEUTRAL	0- 0	0- 0	0- 0				
8- 7	0- 0	0- 0	CONFERENCE	0- 2	0- 3	8- 2				
5- 3	0- 0	0- 0	HOME	0- 1	0- 2	5- 0				
3- 4	0- 0	0- 0	AWAY	0- 1	0- 1	3- 2				
0- 0	0- 0	0- 0	NEUTRAL	0- 0	0- 0	0- 0				

RPI 1-25			RPI 26-50			RPI 51-100				RPI 101+				Team's RPI: 266	
RPI	S	Opponent	Score	RPI	S	Opponent	Score	RPI	S	Opponent	Score	RPI	S	Opponent	Score
								51	A	UC Riverside	81 92	121	H	Hawaii	62 63
								51	H	UC Riverside	53 83	123	A	LSU	50 68
								68	A	Santa Clara	48 66	133	A	La.-Lafayette	42 61
								68	H	Santa Clara	37 48	134	A	Long Beach St.	52 60
								70	A	Oregon	51 79	134	H	Long Beach St.	55 58
								84	A	Washington St.	44 61	139	A	Idaho	42 64
												190	A	UC Davis	51 80
												190	H	UC Davis	66 59
												193	A	Cal Poly	60 66
												193	H	Cal Poly	78 67
												209	H	UTRGV	60 62
												219	H	CSU Bakersfield	61 60
												238	A	Wyoming	67 76
												240	H	Loyola Marymount	63 70
												276	A	Pepperdine	69 71
												297	A	CSUN	65 49
												297	H	CSUN	70 58
												304	H	Morehead St.	93 78
												337	A	Cal St. Fullerton	65 47
												337	H	Cal St. Fullerton	79 49
												338	A	UC Irvine	80 62
												338	H	UC Irvine	66 37
LAST 12 Division I GAMES:															
				193	A	Cal Poly	60 66					121	H	Hawaii	62 63
				338	H	UC Irvine	66 37					337	H	Cal St. Fullerton	79 49
				134	H	Long Beach St.	55 58					190	A	UC Davis	51 80
				297	H	CSUN	70 58					51	A	UC Riverside	81 92
				134	A	Long Beach St.	52 60					190	H	UC Davis	66 59
				338	A	UC Irvine	80 62					297	A	CSUN	65 49

Non-Div I Games: La Verne 89 41

UC Santa Barbara

■ Loss,
 ■ Non-Conf,
 ■ S Site,
 ■ Home
 ■ A Away
 N Neutral

Average RPI Win:	238	WON-LOST	WINNING	LAST 10	STRENGTH OF	OPP. STRENGTH	TEAM	ADJ.	CONF.	ADJ CONF.
Average RPI Loss:	119	RECORD	PCT. RANK	GAMES	SCHEDULE	OF SCHEDULE	RPI	RPI	RPI	RPI
DIV. I ONLY	7- 21	295	3- 7	156	93	270	270	9	9	
DIV. I NON-CONF.	3- 8	258	0- 0	147	183	251	251	7	7	
TOTALS	RPI 1-25	RPI 26-50	W-L RECORDS	RPI 51-100	RPI 101-150	RPI 150+				
7- 21	0- 3	0- 3	OVERALL	0- 3	0- 4	7- 8				
5- 10	0- 1	0- 2	HOME	0- 2	0- 2	5- 3				
2- 10	0- 1	0- 1	AWAY	0- 1	0- 2	2- 5				
0- 1	0- 1	0- 0	NEUTRAL	0- 0	0- 0	0- 0				
3- 8	0- 2	0- 1	NON-CONFERENCE	0- 0	0- 2	3- 3				
2- 4	0- 1	0- 1	HOME	0- 0	0- 1	2- 1				
1- 3	0- 0	0- 0	AWAY	0- 0	0- 1	1- 2				
0- 1	0- 1	0- 0	NEUTRAL	0- 0	0- 0	0- 0				
4- 13	0- 1	0- 2	CONFERENCE	0- 3	0- 2	4- 5				
3- 6	0- 0	0- 1	HOME	0- 2	0- 1	3- 2				
1- 7	0- 1	0- 1	AWAY	0- 1	0- 1	1- 3				
0- 0	0- 0	0- 0	NEUTRAL	0- 0	0- 0	0- 0				

RPI 1-25				RPI 26-50				RPI 51-100				RPI 101+ Team's RPI: 270			
RPI	S	Opponent	Score	RPI	S	Opponent	Score	RPI	S	Opponent	Score	RPI	S	Opponent	Score
4	A	UConn	51 106	30	A	South Fla.	63 108	63	H	Temple	63 71	102	A	Memphis	59 75
20	N	Florida	79 93	30	H	South Fla.	49 88	80	A	Tulane	54 75	102	H	Memphis	52 69
25	H	Oklahoma St.	55 74	50	H	St. John's (NY)	42 70	80	H	Tulane	53 65	120	H	Buffalo	60 66
												124	A	Akron	54 74
												164	H	East Carolina	56 71
												179	A	SMU	50 65
												179	H	SMU	66 54
												184	A	Tulsa	71 95
												184	H	Tulsa	75 74
												192	A	Stetson	68 83
												195	H	Butler	63 71
												198	A	South Ala.	77 36
												220	A	Cincinnati	80 60
												220	H	Cincinnati	50 68
												257	A	Omaha	60 75
												281	A	Houston	55 64
												281	H	Houston	65 62
												294	H	Florida A&M	93 55
												309	H	FIU	89 72
LAST 12 Division I GAMES:															
281	H	Houston	65 62	281	A	Houston	55 64	184	H	Tulsa	75 74	102	A	Memphis	59 75
179	H	SMU	66 54	80	H	Tulane	53 65	30	H	South Fla.	49 88	4	A	UConn	51 106
184	A	Tulsa	71 95	220	A	Cincinnati	80 60								
102	H	Memphis	52 69												
179	A	SMU	50 65												

Non-Div I Games:

UCF

■ Loss,
■ Non-Conf,
■ S Site,
■ H Home
■ A Away
N Neutral

Average RPI Win:	102	WON-LOST	WINNING	LAST 10	STRENGTH OF	OPP. STRENGTH	TEAM	ADJ.	CONF.	ADJ CONF.
Average RPI Loss:	26	RECORD	PCT. RANK	GAMES	SCHEDULE	OF SCHEDULE	RPI	RPI	RPI	RPI
DIV. I ONLY	21- 7	47	8- 2	6	5	10	10	1	1	
DIV. I NON-CONF.	8- 2	51	0- 0	16	20	11	11	1	1	
TOTALS	RPI 1-25	RPI 26-50	W-L RECORDS	RPI 51-100	RPI 101-150	RPI 150+				
21- 7	2- 4	4- 2	OVERALL	8- 1	2- 0	5- 0				
12- 1	2- 1	4- 0	HOME	3- 0	1- 0	2- 0				
8- 5	0- 0	0- 0	AWAY	5- 0	1- 0	2- 0				
1- 1	0- 1	0- 0	NEUTRAL	0- 0	0- 0	1- 0				
8- 2	0- 2	2- 0	NON-CONFERENCE	2- 0	0- 0	4- 0				
4- 1	0- 1	2- 0	HOME	0- 0	0- 0	2- 0				
3- 0	0- 0	0- 0	AWAY	2- 0	0- 0	1- 0				
1- 1	0- 1	0- 0	NEUTRAL	0- 0	0- 0	1- 0				
13- 5	2- 2	2- 2	CONFERENCE	6- 1	2- 0	1- 0				
8- 0	2- 0	2- 0	HOME	3- 0	1- 0	0- 0				
5- 5	0- 2	0- 2	AWAY	3- 1	1- 0	1- 0				
0- 0	0- 0	0- 0	NEUTRAL	0- 0	0- 0	0- 0				

RPI	S	Opponent	Score	RPI	S	Opponent	Score	RPI	S	Opponent	Score	RPI	S	Opponent	Score
1	N	Notre Dame	84 92	32	A	Washington	56 64	51	A	UC Riverside	70 56	135	A	Arizona	73 39
2	H	South Carolina	65 68	32	H	Washington	63 59	64	A	Michigan	86 77	135	H	Arizona	80 53
7	A	Arizona St.	61 65	41	H	James Madison	90 61	70	A	Oregon	77 72	173	N	Louisiana Tech	68 57
8	H	Stanford	56 36	44	A	Southern California	68 71	70	H	Oregon	80 69	175	A	Sacramento St.	109 76
9	A	Oregon St.	54 64	44	H	Southern California	78 73	77	A	Utah	69 63	186	A	Colorado	82 64
9	H	Oregon St.	71 51	50	H	St. John's (NY)	73 58	84	A	Washington St.	75 73	219	H	CSU Bakersfield	82 68
								84	H	Washington St.	73 61	338	H	UC Irvine	83 48
								89	A	California	104 108				
								89	H	California	75 56				
LAST 12 Division I GAMES:															
135	H	Arizona	80 53	7	A	Arizona St.	61 65								
9	A	Oregon St.	54 64	77	A	Utah	69 63								
70	A	Oregon	77 72	186	A	Colorado	82 64								
32	H	Washington	63 59	8	H	Stanford	56 36								
84	H	Washington St.	73 61	89	H	California	75 56								
135	A	Arizona	73 39	84	A	Washington St.	75 73								

Non-Div I Games:

UCLA

■ Loss,
 ■ Non-Conf, S Site,
 ■ Home
 ■ Away
 N Neutral

Average RPI Win:	115	WON-LOST	WINNING	LAST 10	STRENGTH OF	OPP. STRENGTH	TEAM	ADJ.	CONF.	ADJ CONF.
Average RPI Loss:	0	RECORD	PCT. RANK	GAMES	SCHEDULE	OF SCHEDULE	RPI	RPI	RPI	RPI
DIV. I ONLY	28- 0	1	10- 0	33	32	4	4	9	9	
DIV. I NON-CONF.	11- 0	1	1- 0	1	1	1	1	7	7	
TOTALS	RPI 1-25	RPI 26-50	W-L RECORDS	RPI 51-100	RPI 101-150	RPI 150+				
28- 0	6- 0	3- 0	OVERALL	5- 0	3- 0	11- 0				
12- 0	1- 0	1- 0	HOME	3- 0	2- 0	5- 0				
14- 0	3- 0	2- 0	AWAY	2- 0	1- 0	6- 0				
2- 0	2- 0	0- 0	NEUTRAL	0- 0	0- 0	0- 0				
11- 0	6- 0	2- 0	NON-CONFERENCE	1- 0	1- 0	1- 0				
4- 0	1- 0	1- 0	HOME	1- 0	1- 0	0- 0				
5- 0	3- 0	1- 0	AWAY	0- 0	0- 0	1- 0				
2- 0	2- 0	0- 0	NEUTRAL	0- 0	0- 0	0- 0				
17- 0	0- 0	1- 0	CONFERENCE	4- 0	2- 0	10- 0				
8- 0	0- 0	0- 0	HOME	2- 0	1- 0	5- 0				
9- 0	0- 0	1- 0	AWAY	2- 0	1- 0	5- 0				
0- 0	0- 0	0- 0	NEUTRAL	0- 0	0- 0	0- 0				

RPI	S	Opponent	Score	RPI	S	Opponent	Score	RPI	S	Opponent	Score	RPI	S	Opponent	Score
1	H	Notre Dame	91 81	30	A	South Fla.	75 59	63	A	Temple	85 60	102	A	Memphis	86 46
2	A	South Carolina	66 54	45	H	Kansas St.	97 57	63	H	Temple	104 49	102	H	Memphis	83 40
5	A	Ohio St.	100 56	47	A	Chattanooga	79 31	80	A	Tulane	96 38	123	H	LSU	86 40
11	N	Maryland	83 73					80	H	Tulane	80 40	164	A	East Carolina	84 41
16	N	Florida St.	73 49					92	H	Nebraska	88 46	164	H	East Carolina	92 46
18	A	DePaul	86 70									179	A	SMU	90 37
												179	H	SMU	88 41
												184	A	Tulsa	94 30
												184	H	Tulsa	95 35
												220	A	Cincinnati	107 45
												220	H	Cincinnati	88 34
												270	H	UCF	106 51
												281	A	Houston	76 37
												307	A	Colgate	94 50
LAST 12 Division I GAMES:															
80	H	Tulane	80 40	164	H	East Carolina	92 46								
179	H	SMU	88 41	80	A	Tulane	96 38								
164	A	East Carolina	84 41	102	H	Memphis	83 40								
220	H	Cincinnati	88 34	184	A	Tulsa	94 30								
63	A	Temple	85 60	179	A	SMU	90 37								
2	A	South Carolina	66 54	270	H	UCF	106 51								

Non-Div I Games:

UConn

0- 0		0- 0		0- 0		NEUTRAL		0- 0		0- 0		0- 0			
RPI 1-25				RPI 26-50				RPI 51-100				RPI 101+ Team's RPI: 169			
RPI	S	Opponent	Score	RPI	S	Opponent	Score	RPI	S	Opponent	Score	RPI	S	Opponent	Score
				36	H	Penn	46 81	53	A	Albany (NY)	39 63	101	A	Saint Joseph's	45 104
								53	H	Albany (NY)	42 77	146	A	Stony Brook	69 65
								69	A	Maine	55 65	146	H	Stony Brook	60 69
								69	H	Maine	38 72	210	A	Hartford	57 65
								85	H	Bucknell	65 52	210	H	Hartford	58 51
												229	A	Binghamton	56 70
												229	H	Binghamton	62 51
												236	H	Columbia	68 70
												241	A	Loyola Maryland	52 46
												248	A	Morgan St.	65 46
												254	A	New Hampshire	65 55
												255	A	Coppin St.	68 61
												275	H	La Salle	60 29
												279	H	American	47 46
												285	A	UMES	55 52
												287	A	Towson	51 61
												289	A	Vermont	74 60
												289	H	Vermont	85 48
												293	H	Rider	58 53
												293	N	Rider	67 58
												317	A	UMass Lowell	68 44
												317	H	UMass Lowell	68 52
LAST 12 Division I GAMES:															
				229	A	Binghamton	56 70	53	A	Albany (NY)	39 63				
				289	A	Vermont	74 60	254	A	New Hampshire	65 55				
				210	H	Hartford	58 51	229	H	Binghamton	62 51				
				317	H	UMass Lowell	68 52	210	A	Hartford	57 65				
				146	A	Stony Brook	69 65	317	A	UMass Lowell	68 44				
				69	H	Maine	38 72	146	H	Stony Brook	60 69				

UMBC

Page 309

UMES				STRENGTH OF SCHEDULE	OPP. STRENGTH OF SCHEDULE	TEAM RPI	ADJ. RPI	CONF. RPI	ADJ CONF. RPI
Average RPI Win:	292	WON-LOST RECORD	WINNING PCT. RANK						
Average RPI Loss:	196		LAST 10 GAMES						
DIV. I ONLY	10- 16	240	6- 3	282	336	285	285	31	31
DIV. I NON-CONF.	1- 10	330	0- 0	68	239	281	281	30	30

TOTALS	RPI 1-25	RPI 26-50	W-L RECORDS	RPI 51-100	RPI 101-150	RPI 150+			
10- 16	0- 2	0- 0	OVERALL	0- 2	0- 0	10- 12			
6- 8	0- 1	0- 0	HOME	0- 1	0- 0	6- 6			
4- 8	0- 1	0- 0	AWAY	0- 1	0- 0	4- 6			
0- 0	0- 0	0- 0	NEUTRAL	0- 0	0- 0	0- 0			
1- 10	0- 2	0- 0	NON-CONFERENCE	0- 2	0- 0	1- 6			
1- 5	0- 1	0- 0	HOME	0- 1	0- 0	1- 3			
0- 5	0- 1	0- 0	AWAY	0- 1	0- 0	0- 3			
0- 0	0- 0	0- 0	NEUTRAL	0- 0	0- 0	0- 0			
9- 6	0- 0	0- 0	CONFERENCE	0- 0	0- 0	9- 6			
5- 3	0- 0	0- 0	HOME	0- 0	0- 0	5- 3			
4- 3	0- 0	0- 0	AWAY	0- 0	0- 0	4- 3			
0- 0	0- 0	0- 0	NEUTRAL	0- 0	0- 0	0- 0			

RPI 1-25				RPI 26-50				RPI 51-100				RPI 101+ Team's RPI: 285			
RPI	S	Opponent	Score	RPI	S	Opponent	Score	RPI	S	Opponent	Score	RPI	S	Opponent	Score
11	H	Maryland	30 106					81	A	VCU	39 63	153	A	Xavier	56 61
24	A	Duquesne	59 95					98	H	Georgetown	60 71	154	H	Old Dominion	52 69
												160	A	Northeastern	49 60
												166	H	Hampton	55 76
												169	H	UMBC	52 55
												205	H	USC Upstate	78 59
												214	A	N.C. A&T	56 50
												248	H	Morgan St.	69 77
												255	A	Coppin St.	54 61
												263	H	Bethune-Cookman	76 71
												292	A	Savannah St.	42 60
												294	H	Florida A&M	61 47
												308	A	South Carolina St.	63 56
												308	H	South Carolina St.	61 55
												310	A	UNCG	51 71
												319	H	Mt. St. Mary's	50 57
												330	A	Delaware St.	70 61
												330	H	Delaware St.	54 49
												333	A	Howard	79 57
												333	H	Howard	62 59
												347	H	Norfolk St.	63 74
												348	A	N.C. Central	46 49
LAST 12 Division I GAMES:															
294	H	Florida A&M	61 47	166	H	Hampton	55 76								
330	H	Delaware St.	54 49	333	H	Howard	62 59								
308	H	South Carolina St.	61 55	255	A	Coppin St.	54 61								
333	A	Howard	79 57	263	H	Bethune-Cookman	76 71								
330	A	Delaware St.	70 61	308	A	South Carolina St.	63 56								
347	H	Norfolk St.	63 74	292	A	Savannah St.	42 60								

Non-Div I Games: Cheyney 76 46

UMES

■ Loss,
 ■ Non-Conf,
 ■ S Site,
 ■ Home
 ■ A Away
 N Neutral

Average RPI Win:	244	WON-LOST	WINNING	LAST 10	STRENGTH OF	OPP. STRENGTH	TEAM	ADJ.	CONF.	ADJ CONF.
Average RPI Loss:	211	RECORD	PCT. RANK	GAMES	SCHEDULE	OF SCHEDULE	RPI	RPI	RPI	RPI
DIV. I ONLY	7- 17	280	3- 7	313	273	296	296	26	26	
DIV. I NON-CONF.	3- 8	258	0- 0	326	268	314	314	25	25	
TOTALS	RPI 1-25	RPI 26-50	W-L RECORDS	RPI 51-100	RPI 101-150	RPI 150+				
7- 17	0- 0	0- 0	OVERALL	0- 2	0- 3	7- 12				
2- 8	0- 0	0- 0	HOME	0- 1	0- 1	2- 6				
5- 9	0- 0	0- 0	AWAY	0- 1	0- 2	5- 6				
0- 0	0- 0	0- 0	NEUTRAL	0- 0	0- 0	0- 0				
3- 8	0- 0	0- 0	NON-CONFERENCE	0- 0	0- 3	3- 5				
1- 3	0- 0	0- 0	HOME	0- 0	0- 1	1- 2				
2- 5	0- 0	0- 0	AWAY	0- 0	0- 2	2- 3				
0- 0	0- 0	0- 0	NEUTRAL	0- 0	0- 0	0- 0				
4- 9	0- 0	0- 0	CONFERENCE	0- 2	0- 0	4- 7				
1- 5	0- 0	0- 0	HOME	0- 1	0- 0	1- 4				
3- 4	0- 0	0- 0	AWAY	0- 1	0- 0	3- 3				
0- 0	0- 0	0- 0	NEUTRAL	0- 0	0- 0	0- 0				

RPI 1-25			RPI 26-50			RPI 51-100			RPI 101+ Team's RPI: 296		
RPI	S	Opponent	Score	RPI	S	Opponent	Score	RPI	S	Opponent	Score
								117	A	Northwestern	38 80
								148	H	SIUE	58 63
								150	A	Milwaukee	48 70
								204	A	Utah Valley	71 79
								204	H	Utah Valley	44 58
								209	A	UTRGV	59 57
								209	H	UTRGV	53 62
								213	H	Indiana St.	47 77
								219	A	CSU Bakersfield	56 40
								219	H	CSU Bakersfield	68 78
								224	A	Southeast Mo. St.	65 78
								226	A	Kansas	47 44
								242	A	Grand Canyon	63 57
								242	H	Grand Canyon	59 68
								248	A	Morgan St.	59 50
								257	A	Omaha	42 57
								262	A	Seattle	63 69
								262	H	Seattle	64 43
								287	A	Towson	47 70
								302	H	Denver	68 58
								324	H	North Florida	55 62
								340	A	Chicago St.	72 77
LAST 12 Division I GAMES:											
97	A	New Mexico St.	74 78	340	A	Chicago St.	72 77				
204	H	Utah Valley	44 58	242	A	Grand Canyon	63 57				
242	H	Grand Canyon	59 68	204	A	Utah Valley	71 79				
209	A	UTRGV	59 57	209	H	UTRGV	53 62				
262	H	Seattle	64 43	97	H	New Mexico St.	62 68				
219	H	CSU Bakersfield	68 78	219	A	CSU Bakersfield	56 40				

Non-Div I Games: Stephens College 76 46 Bethany (KS) 64 51

UMKC

Loss, Non-Conf, S Site, H Home A Away N Neutral

Average RPI Win:	299	WON-LOST	WINNING	LAST 10	STRENGTH OF	OPP. STRENGTH	TEAM	ADJ.	CONF.	ADJ CONF.
Average RPI Loss:	175	RECORD	PCT. RANK	GAMES	SCHEDULE	OF SCHEDULE	RPI	RPI	RPI	RPI
DIV. I ONLY	4- 24	331	1- 9	216	237	317	317	16	16	
DIV. I NON-CONF.	3- 9	272	0- 0	271	283	294	294	18	18	
TOTALS	RPI 1-25	RPI 26-50	W-L RECORDS	RPI 51-100	RPI 101-150	RPI 150+				
4- 24	0- 1	0- 1	OVERALL	0- 4	0- 3	4- 15				
2- 10	0- 0	0- 0	HOME	0- 2	0- 1	2- 7				
2- 14	0- 0	0- 0	AWAY	0- 0	0- 0	2- 0				
0- 0	0- 0	0- 0	NEUTRAL	0- 0	0- 0	0- 0				
3- 9	0- 1	0- 1	NON-CONFERENCE	0- 0	0- 1	3- 6				
2- 2	0- 0	0- 0	HOME	0- 0	0- 0	2- 2				
1- 7	0- 1	0- 1	AWAY	0- 0	0- 1	1- 4				
0- 0	0- 0	0- 0	NEUTRAL	0- 0	0- 0	0- 0				
1- 15	0- 0	0- 0	CONFERENCE	0- 4	0- 2	1- 9				
0- 8	0- 0	0- 0	HOME	0- 2	0- 1	0- 5				
1- 7	0- 0	0- 0	AWAY	0- 2	0- 1	1- 4				
0- 0	0- 0	0- 0	NEUTRAL	0- 0	0- 0	0- 0				

RPI 1-25				RPI 26-50				RPI 51-100				RPI 101+ Team's RPI: 317			
RPI	S	Opponent	Score	RPI	S	Opponent	Score	RPI	S	Opponent	Score	RPI	S	Opponent	Score
11	A	Maryland	53 102	35	A	Miami (FL)	53 84	53	A	Albany (NY)	57 88	116	A	Boston College	55 66
								53	H	Albany (NY)	55 85	146	A	Stony Brook	46 60
								69	A	Maine	44 74	146	H	Stony Brook	50 64
								69	H	Maine	46 73	169	A	UMBC	52 68
												169	H	UMBC	44 68
												207	A	Massachusetts	58 84
												210	A	Hartford	59 72
												210	H	Hartford	70 75
												216	A	Rhode Island	64 72
												229	A	Binghamton	52 55
												229	H	Binghamton	70 75
												236	H	Columbia	57 67
												239	H	Bryant	64 83
												250	H	Holy Cross	75 67
												254	A	New Hampshire	61 65
												254	H	New Hampshire	55 63
												284	A	Central Conn. St.	53 64
												289	A	Vermont	68 66
												289	H	Vermont	51 59
												309	A	FIU	68 71
												314	A	Fairleigh Dickinson	78 67
												344	H	Boston U.	70 57
LAST 12 Division I GAMES:															
53	A	Albany (NY)	57 88	146	A	Stony Brook	46 60								
229	A	Binghamton	52 55	210	H	Hartford	70 75								
254	H	New Hampshire	55 63	53	H	Albany (NY)	55 85								
169	A	UMBC	52 68	229	H	Binghamton	70 75								
69	H	Maine	46 73	254	A	New Hampshire	61 65								
289	A	Vermont	68 66	289	H	Vermont	51 59								

Non-Div I Games:

UMass Lowell

■ Loss,
 ■ Non-Conf,
 ■ S Site,
 ■ H Home
 ■ A Away
 N Neutral

UNC Asheville

Through Games Of Feb. 27, 2016

Average RPI Win:	261	WON-LOST	WINNING	LAST 10	STRENGTH OF	OPP. STRENGTH	TEAM	ADJ.	CONF.	ADJ CONF.
Average RPI Loss:	195	RECORD	PCT. RANK	GAMES	SCHEDULE	OF SCHEDULE	RPI	RPI	RPI	RPI
DIV. I ONLY	19- 6	44	8- 2	329	299	136	136	28	28	
DIV. I NON-CONF.	5- 2	86	0- 0	343	288	190	190	29	29	
TOTALS	RPI 1-25	RPI 26-50	W-L RECORDS	RPI 51-100	RPI 101-150	RPI 150+				
19- 6	0- 0	0- 0	OVERALL	0- 0	1- 1	18- 5				
9- 2	0- 0	0- 0	HOME	0- 0	1- 0	8- 2				
10- 4	0- 0	0- 0	AWAY	0- 0	0- 0	10- 0				
0- 0	0- 0	0- 0	NEUTRAL	0- 0	0- 0	0- 0				
5- 2	0- 0	0- 0	NON-CONFERENCE	0- 0	0- 0	5- 2				
3- 0	0- 0	0- 0	HOME	0- 0	0- 0	3- 0				
2- 2	0- 0	0- 0	AWAY	0- 0	0- 0	2- 2				
0- 0	0- 0	0- 0	NEUTRAL	0- 0	0- 0	0- 0				
14- 4	0- 0	0- 0	CONFERENCE	0- 0	1- 1	13- 3				
6- 2	0- 0	0- 0	HOME	0- 0	1- 0	5- 2				
8- 2	0- 0	0- 0	AWAY	0- 0	0- 1	8- 1				
0- 0	0- 0	0- 0	NEUTRAL	0- 0	0- 0	0- 0				

RPI 1-25			RPI 26-50			RPI 51-100			RPI 101+			Team's RPI: 136
RPI	S	Opponent	Score	RPI	S	Opponent	Score	RPI	S	Opponent	Score	
								118	A	Liberty	53	71
								118	H	Liberty	56	51
								159	A	ETSU	68	74
								189	A	Gardner-Webb	51	57
								189	H	Gardner-Webb	56	58
								200	A	Radford	54	46
								200	H	Radford	58	48
								205	H	USC Upstate	68	59
								221	H	Furman	84	71
								228	A	Presbyterian	72	63
								228	H	Presbyterian	68	59
								247	A	Clemson	49	67
								249	A	High Point	82	81
								269	A	Campbell	72	58
								269	H	Campbell	56	64
								271	A	Coastal Caro.	63	52
								271	H	Coastal Caro.	77	69
								298	A	Charleston So.	58	50
								300	A	Wofford	70	63
								301	A	Western Caro.	67	45
								310	H	UNCG	95	52
								321	A	Longwood	61	54
								321	H	Longwood	81	42
								325	A	Winthrop	67	59
								325	H	Winthrop	63	55
LAST 12 Division I GAMES:												
269	H	Campbell	56	64	325	A	Winthrop	67	59			
189	A	Gardner-Webb	51	57	200	A	Radford	54	46			
200	H	Radford	58	48	228	H	Presbyterian	68	59			
118	H	Liberty	56	51	249	A	High Point	82	81			
321	A	Longwood	61	54	189	H	Gardner-Webb	56	58			
271	H	Coastal Caro.	77	69	321	H	Longwood	81	42			

Non-Div I Games: Montreat 89 41 Warren Wilson 108 47

UNC Asheville

Loss, Non-Conf, S Site, H Home A Away N Neutral

Average RPI Win:	301	WON-LOST	WINNING	LAST 10	STRENGTH OF	OPP. STRENGTH	TEAM	ADJ.	CONF.	ADJ CONF.
Average RPI Loss:	169	RECORD	PCT. RANK	GAMES	SCHEDULE	OF SCHEDULE	RPI	RPI	RPI	RPI
DIV. I ONLY	6- 20	300	0- 10	252	250	310	310	17	17	
DIV. I NON-CONF.	6- 6	160	0- 0	249	333	209	209	15	15	
TOTALS	RPI 1-25	RPI 26-50	W-L RECORDS	RPI 51-100	RPI 101-150	RPI 150+				
6- 20	0- 1	0- 2	OVERALL	0- 1	0- 5	6- 11				
4- 8	0- 0	0- 1	HOME	0- 0	0- 2	4- 5				
1- 12	0- 1	0- 1	AWAY	0- 1	0- 3	1- 6				
1- 0	0- 0	0- 0	NEUTRAL	0- 0	0- 0	1- 0				
6- 6	0- 1	0- 0	NON-CONFERENCE	0- 1	0- 1	6- 3				
4- 1	0- 0	0- 0	HOME	0- 0	0- 0	4- 1				
1- 5	0- 1	0- 0	AWAY	0- 1	0- 1	1- 2				
1- 0	0- 0	0- 0	NEUTRAL	0- 0	0- 0	1- 0				
0- 14	0- 0	0- 2	CONFERENCE	0- 0	0- 4	0- 8				
0- 7	0- 0	0- 1	HOME	0- 0	0- 2	0- 4				
0- 7	0- 0	0- 1	AWAY	0- 0	0- 2	0- 4				
0- 0	0- 0	0- 0	NEUTRAL	0- 0	0- 0	0- 0				

RPI 1-25				RPI 26-50				RPI 51-100				RPI 101+ Team's RPI: 310			
RPI	S	Opponent	Score	RPI	S	Opponent	Score	RPI	S	Opponent	Score	RPI	S	Opponent	Score
2	A	South Carolina	44 92	47	A	Chattanooga	61 72	80	A	Tulane	53 74	107	A	Samford	49 80
				47	H	Chattanooga	53 74					107	H	Samford	52 57
												110	A	Mercer	47 81
												110	H	Mercer	78 86
												136	A	UNC Asheville	52 95
												159	A	ETSU	73 89
												159	H	ETSU	77 80
												189	A	Gardner-Webb	57 59
												205	A	USC Upstate	61 84
												221	A	Furman	71 85
												221	H	Furman	59 75
												249	H	High Point	82 72
												273	N	Cleveland St.	55 51
												277	H	Tennessee Tech	64 73
												285	H	UMES	71 51
												300	A	Wofford	64 104
												300	H	Wofford	56 58
												301	A	Western Caro.	72 84
												301	H	Western Caro.	80 84
												321	H	Longwood	81 60
												331	A	New Orleans	81 79
												348	H	N.C. Central	103 56
LAST 12 Division I GAMES:															
301	H	Western Caro.	80 84	107	A	Samford	49 80								
300	A	Wofford	64 104	301	A	Western Caro.	72 84								
221	A	Furman	71 85	221	H	Furman	59 75								
159	H	ETSU	77 80	300	H	Wofford	56 58								
47	H	Chattanooga	53 74	47	A	Chattanooga	61 72								
110	A	Mercer	47 81	159	A	ETSU	73 89								

Non-Div I Games: Barton 82 55 Pfeiffer 71 52 Francis Marion 63 66

UNCG

Loss, Non-Conf, S Site, H Home A Away N Neutral

Average RPI Win:	265	WON-LOST	WINNING	LAST 10	STRENGTH OF	OPP. STRENGTH	TEAM	ADJ.	CONF.	ADJ CONF.
Average RPI Loss:	115	RECORD	PCT. RANK	GAMES	SCHEDULE	OF SCHEDULE	RPI	RPI	RPI	RPI
DIV. I ONLY	6- 20	300	2- 8	107	150	256	256	13	13	
DIV. I NON-CONF.	3- 7	248	0- 0	153	212	228	228	11	11	
TOTALS	RPI 1-25	RPI 26-50	W-L RECORDS	RPI 51-100	RPI 101-150	RPI 150+				
6- 20	0- 0	0- 4	OVERALL	0- 8	1- 0	5- 8				
3- 10	0- 0	0- 3	HOME	0- 3	1- 0	2- 4				
3- 10	0- 0	0- 1	AWAY	0- 5	0- 0	3- 4				
0- 0	0- 0	0- 0	NEUTRAL	0- 0	0- 0	0- 0				
3- 7	0- 0	0- 2	NON-CONFERENCE	0- 2	1- 0	2- 3				
1- 4	0- 0	0- 2	HOME	0- 0	1- 0	0- 2				
2- 3	0- 0	0- 0	AWAY	0- 2	0- 0	2- 1				
0- 0	0- 0	0- 0	NEUTRAL	0- 0	0- 0	0- 0				
3- 13	0- 0	0- 2	CONFERENCE	0- 6	0- 0	3- 5				
2- 6	0- 0	0- 1	HOME	0- 3	0- 0	2- 2				
1- 7	0- 0	0- 1	AWAY	0- 3	0- 0	1- 3				
0- 0	0- 0	0- 0	NEUTRAL	0- 0	0- 0	0- 0				

RPI S	Opponent	Score	RPI S	Opponent	Score	RPI S	Opponent	Score	RPI S	Opponent	Score	Team's RPI: 256
41	A James Madison	40 60	41	H James Madison	41 77	54	A Duke	56 78	145	H Jacksonville	51 49	
43	H Ohio	59 75	47	H Chattanooga	33 61	73	A Hofstra	38 62	160	A Northeastern	52 69	
						73	H Hofstra	64 68	160	H Northeastern	66 72	
						81	A VCU	45 58	170	A Delaware	59 67	
						82	A Drexel	60 66	176	H Davidson	50 77	
						82	H Drexel	57 71	192	H Stetson	49 52	
						95	A Elon	53 70	197	A William & Mary	65 77	
						95	H Elon	60 67	197	H William & Mary	59 44	
									199	A Richmond	53 63	
									235	H Col. of Charleston	53 64	
									287	A Towson	52 49	
									287	H Towson	53 51	
									324	A North Florida	63 47	
									347	A Norfolk St.	61 57	
LAST 12 Division I GAMES:												
41	H James Madison	41 77	82	H Drexel	57 71							
160	A Northeastern	52 69	41	A James Madison	40 60							
73	A Hofstra	38 62	287	H Towson	53 51							
82	A Drexel	60 66	95	A Elon	53 70							
160	H Northeastern	66 72	197	A William & Mary	65 77							
197	H William & Mary	59 44	235	H Col. of Charleston	53 64							

Non-Div I Games: UNC Pembroke 68 43

UNCW

Loss, Non-Conf, S Site, H Home A Away N Neutral

UNI				STRENGTH OF SCHEDULE	OPP. STRENGTH OF SCHEDULE	TEAM RPI	ADJ. RPI	CONF. RPI	ADJ CONF. RPI
Average RPI Win:	208	WON-LOST RECORD	WINNING PCT. RANK						
Average RPI Loss:	102		LAST 10 GAMES						
DIV. I ONLY	16- 9	92	8- 2	143	159	108	108	21	21
DIV. I NON-CONF.	4- 6	201	0- 0	32	22	135	135	17	17
TOTALS	RPI 1-25	RPI 26-50	W-L RECORDS	RPI 51-100	RPI 101-150	RPI 150+			
16- 9	0- 0	0- 1	OVERALL	3- 3	3- 4	10- 1			
8- 4	0- 0	0- 0	HOME	1- 2	1- 2	6- 0			
6- 4	0- 0	0- 0	AWAY	1- 1	1- 2	4- 1			
2- 1	0- 0	0- 1	NEUTRAL	1- 0	1- 0	0- 0			
4- 6	0- 0	0- 1	NON-CONFERENCE	2- 2	1- 3	1- 0			
2- 2	0- 0	0- 0	HOME	1- 1	0- 1	1- 0			
0- 3	0- 0	0- 0	AWAY	0- 1	0- 2	0- 0			
2- 1	0- 0	0- 1	NEUTRAL	1- 0	1- 0	0- 0			
12- 3	0- 0	0- 0	CONFERENCE	1- 1	2- 1	9- 1			
6- 2	0- 0	0- 0	HOME	0- 1	1- 1	5- 0			
6- 1	0- 0	0- 0	AWAY	1- 0	1- 0	4- 1			
0- 0	0- 0	0- 0	NEUTRAL	0- 0	0- 0	0- 0			

RPI 1-25			RPI 26-50			RPI 51-100			RPI 101+ Team's RPI: 108		
RPI	S	Opponent	Score	RPI	S	RPI	S	Opponent	Score		
29	N	Seton Hall	49 57	58	H	58	H	South Dakota	64 43	105	A
				62	H	62	H	Iowa	65 80	105	H
				65	A	65	A	South Dakota St.	86 89	109	H
				75	N	75	N	Georgia Tech	61 58	111	A
				94	A	94	A	Missouri St.	65 60	124	N
				94	H	94	H	Missouri St.	75 78	132	H
										142	A
										177	A
										184	H
										213	A
										213	H
										288	A
										288	H
										305	A
										305	H
										320	A
										320	H
										328	H
LAST 12 Division I GAMES:											
305	H	Bradley	65 41	305	A	305	A	Bradley	55 47		
105	H	Drake	85 74	177	A	177	A	Loyola Chicago	60 64		
320	A	Illinois St.	61 35	105	A	105	A	Drake	79 73		
213	A	Indiana St.	61 45	213	H	213	H	Indiana St.	53 42		
288	H	Wichita St.	69 48	320	H	320	H	Illinois St.	65 51		
94	H	Missouri St.	75 78	94	A	94	A	Missouri St.	65 60		

Non-Div I Games: Rockhurst 58 39

UNI

Loss, Non-Conf, S Site, H Home A Away N Neutral

Average RPI Win:	269	WON-LOST	WINNING	LAST 10	STRENGTH OF	OPP. STRENGTH	TEAM	ADJ.	CONF.	ADJ CONF.
Average RPI Loss:	133	RECORD	PCT. RANK	GAMES	SCHEDULE	OF SCHEDULE	RPI	RPI	RPI	RPI
DIV. I ONLY	14- 13	161	4- 6	268	218	203	203	19	19	
DIV. I NON-CONF.	6- 4	125	0- 0	284	221	193	193	20	20	
TOTALS	RPI 1-25	RPI 26-50	W-L RECORDS	RPI 51-100	RPI 101-150	RPI 150+				
14- 13	0- 1	0- 3	OVERALL	0- 0	0- 4	14- 5				
10- 3	0- 0	0- 1	HOME	0- 0	0- 2	10- 0				
4- 9	0- 0	0- 2	AWAY	0- 0	0- 2	4- 5				
0- 1	0- 1	0- 0	NEUTRAL	0- 0	0- 0	0- 0				
6- 4	0- 1	0- 1	NON-CONFERENCE	0- 0	0- 2	6- 0				
4- 1	0- 0	0- 0	HOME	0- 0	0- 1	4- 0				
2- 2	0- 0	0- 1	AWAY	0- 0	0- 1	2- 0				
0- 1	0- 1	0- 0	NEUTRAL	0- 0	0- 0	0- 0				
8- 9	0- 0	0- 2	CONFERENCE	0- 0	0- 2	8- 5				
6- 2	0- 0	0- 1	HOME	0- 0	0- 1	6- 0				
2- 7	0- 0	0- 1	AWAY	0- 0	0- 1	2- 5				
0- 0	0- 0	0- 0	NEUTRAL	0- 0	0- 0	0- 0				

RPI 1-25				RPI 26-50				RPI 51-100				RPI 101+ Team's RPI: 203			
RPI	S	Opponent	Score	RPI	S	Opponent	Score	RPI	S	Opponent	Score	RPI	S	Opponent	Score
23	N	UTEP	52 60	44	A	Southern California	42 73					105	H	Drake	68 76
				46	A	Colorado St.	52 83					126	A	Fresno St.	54 58
				46	H	Colorado St.	56 64					126	H	Fresno St.	52 57
												134	A	Long Beach St.	63 67
												152	A	Boise St.	56 75
												152	H	Boise St.	78 68
												182	A	New Mexico	53 67
												182	H	New Mexico	57 48
												187	H	George Mason	67 59
												194	A	San Jose St.	61 69
												218	H	Utah St.	46 38
												238	A	Wyoming	57 80
												238	H	Wyoming	66 37
												246	A	San Diego St.	55 41
												276	H	Pepperdine	83 63
												281	A	Houston	63 60
												313	A	A&M-Corpus Christi	65 51
												316	A	Nevada	65 71
												316	H	Nevada	65 59
												329	H	Southern Utah	79 44
												338	H	UC Irvine	72 52
												343	A	Air Force	60 56
												343	H	Air Force	62 51
LAST 12 Division I GAMES:															
238	A	Wyoming	57 80	126	H	Fresno St.	52 57								
152	H	Boise St.	78 68	182	H	New Mexico	57 48								
316	A	Nevada	65 71	246	A	San Diego St.	55 41								
343	H	Air Force	62 51	152	A	Boise St.	56 75								
46	A	Colorado St.	52 83	316	H	Nevada	65 59								
194	A	San Jose St.	61 69	218	H	Utah St.	46 38								

Non-Div I Games: Cal St. San Marcos 62 43

UNLV

Loss, Non-Conf, S Site, H Home A Away N Neutral

Average RPI Win:	305	WON-LOST	WINNING	LAST 10	STRENGTH OF	OPP. STRENGTH	TEAM	ADJ.	CONF.	ADJ CONF.
Average RPI Loss:	132	RECORD	PCT. RANK	GAMES	SCHEDULE	OF SCHEDULE	RPI	RPI	RPI	RPI
DIV. I ONLY	16- 10	105	8- 2	338	288	205	205	29	29	
DIV. I NON-CONF.	6- 6	160	0- 0	338	298	253	253	28	28	
TOTALS	RPI 1-25	RPI 26-50	W-L RECORDS	RPI 51-100	RPI 101-150	RPI 150+				
16- 10	0- 0	0- 0	OVERALL	0- 4	0- 4	16- 2				
8- 3	0- 0	0- 0	HOME	0- 1	0- 1	8- 1				
8- 7	0- 0	0- 0	AWAY	0- 3	0- 3	8- 1				
0- 0	0- 0	0- 0	NEUTRAL	0- 0	0- 0	0- 0				
6- 6	0- 0	0- 0	NON-CONFERENCE	0- 2	0- 2	6- 2				
3- 1	0- 0	0- 0	HOME	0- 0	0- 0	3- 1				
3- 5	0- 0	0- 0	AWAY	0- 2	0- 2	3- 1				
0- 0	0- 0	0- 0	NEUTRAL	0- 0	0- 0	0- 0				
10- 4	0- 0	0- 0	CONFERENCE	0- 2	0- 2	10- 0				
5- 2	0- 0	0- 0	HOME	0- 1	0- 1	5- 0				
5- 2	0- 0	0- 0	AWAY	0- 1	0- 1	5- 0				
0- 0	0- 0	0- 0	NEUTRAL	0- 0	0- 0	0- 0				

RPI 1-25				RPI 26-50				RPI 51-100				RPI 101+				Team's RPI: 205	
RPI	S	Opponent	Score	RPI	S	Opponent	Score	RPI	S	Opponent	Score	RPI	S	Opponent	Score		
								61	A	FGCU	43	54	130	A	North Carolina	40	80
								61	H	FGCU	44	56	136	A	UNC Asheville	59	68
								64	A	Michigan	61	119	145	A	Jacksonville	69	75
								75	A	Georgia Tech	46	87	145	H	Jacksonville	43	49
													192	A	Stetson	61	56
													192	H	Stetson	73	58
													221	H	Furman	63	75
													285	A	UMES	59	78
													286	A	Kennesaw St.	61	53
													286	H	Kennesaw St.	66	57
													301	H	Western Caro.	68	59
													304	A	Morehead St.	86	72
													310	H	UNCG	84	61
													315	A	IPFW	84	81
													324	A	North Florida	75	61
													324	H	North Florida	69	54
													332	A	Lipscomb	81	54
													332	H	Lipscomb	93	71
													345	A	NJIT	58	41
													345	H	NJIT	67	47
													347	A	Norfolk St.	82	62
													348	H	N.C. Central	68	46
LAST 12 Division I GAMES:																	
				345	H	NJIT	67	47					332	H	Lipscomb	93	71
				145	A	Jacksonville	69	75					286	H	Kennesaw St.	66	57
				324	A	North Florida	75	61					332	A	Lipscomb	81	54
				61	H	FGCU	44	56					324	H	North Florida	69	54
				192	H	Stetson	73	58					145	H	Jacksonville	43	49
				286	A	Kennesaw St.	61	53					192	A	Stetson	61	56

Non-Div I Games: Southern Wesleyan 84 51 Mars Hill 81 65 Bob Jones 96 46

USC Upstate

Loss, Non-Conf, S Site, H Home A Away N Neutral

Average RPI Win:	249	WON-LOST	WINNING	LAST 10	STRENGTH OF	OPP. STRENGTH	TEAM	ADJ.	CONF.	ADJ CONF.
Average RPI Loss:	107	RECORD	PCT. RANK	GAMES	SCHEDULE	OF SCHEDULE	RPI	RPI	RPI	RPI
DIV. I ONLY	12- 14	198	6- 4	99	192	143	143	15	15	
DIV. I NON-CONF.	4- 5	193	0- 0	17	119	94	94	14	14	
TOTALS	RPI 1-25	RPI 26-50	W-L RECORDS	RPI 51-100	RPI 101-150	RPI 150+				
12- 14	0- 1	0- 5	OVERALL	0- 0	1- 4	11- 4				
4- 7	0- 0	0- 3	HOME	0- 0	1- 2	3- 2				
8- 7	0- 1	0- 2	AWAY	0- 0	0- 2	8- 2				
0- 0	0- 0	0- 0	NEUTRAL	0- 0	0- 0	0- 0				
4- 5	0- 1	0- 3	NON-CONFERENCE	0- 0	1- 0	3- 1				
1- 3	0- 0	0- 2	HOME	0- 0	1- 0	0- 1				
3- 2	0- 1	0- 1	AWAY	0- 0	0- 0	3- 0				
0- 0	0- 0	0- 0	NEUTRAL	0- 0	0- 0	0- 0				
8- 9	0- 0	0- 2	CONFERENCE	0- 0	0- 4	8- 3				
3- 4	0- 0	0- 1	HOME	0- 0	0- 2	3- 1				
5- 5	0- 0	0- 1	AWAY	0- 0	0- 2	5- 2				
0- 0	0- 0	0- 0	NEUTRAL	0- 0	0- 0	0- 0				

RPI 1-25				RPI 26-50				RPI 51-100				RPI 101+ Team's RPI: 143			
RPI	S	Opponent	Score	RPI	S	Opponent	Score	RPI	S	Opponent	Score	RPI	S	Opponent	Score
3	A	Baylor	20 62	29	H	Seton Hall	54 61					119	A	Little Rock	43 49
				40	A	Arkansas St.	44 66					119	H	Little Rock	55 59
				40	H	Arkansas St.	71 78					133	A	La.-Lafayette	52 63
				42	H	Western Ky.	64 73					133	H	La.-Lafayette	42 59
				45	A	Kansas St.	41 61					145	H	Jacksonville	56 54
												156	H	McNeese St.	57 63
												171	A	Troy	71 88
												198	A	South Ala.	55 59
												201	A	Stephen F. Austin	67 63
												211	A	Texas St.	80 48
												245	A	Houston Baptist	64 40
												259	A	Appalachian St.	76 45
												259	H	Appalachian St.	65 58
												260	A	UTSA	51 47
												267	A	Georgia St.	74 45
												267	H	Georgia St.	63 68
												278	A	La.-Monroe	60 50
												278	H	La.-Monroe	40 32
												290	A	Ga. Southern	53 41
												290	H	Ga. Southern	70 31
LAST 12 Division I GAMES:															
				40	A	Arkansas St.	44 66	267	A	Georgia St.	74 45				
				119	A	Little Rock	43 49	290	A	Ga. Southern	53 41				
				278	H	La.-Monroe	40 32	133	A	La.-Lafayette	52 63				
				133	H	La.-Lafayette	42 59	278	A	La.-Monroe	60 50				
				259	H	Appalachian St.	65 58	119	H	Little Rock	55 59				
				211	A	Texas St.	80 48	40	H	Arkansas St.	71 78				

Non-Div I Games: Missouri Valley 96 30

UT Arlington

■ Loss,
 ■ Non-Conf, S Site,
 ■ Home
 ■ Away
 N Neutral

Average RPI Win:	227	WON-LOST	WINNING	LAST 10	STRENGTH OF	OPP. STRENGTH	TEAM	ADJ.	CONF.	ADJ CONF.
Average RPI Loss:	108	RECORD	PCT. RANK	GAMES	SCHEDULE	OF SCHEDULE	RPI	RPI	RPI	RPI
DIV. I ONLY	21- 8	62	9- 1	236	179	88	88	24	24	
DIV. I NON-CONF.	7- 6	156	0- 0	112	42	99	99	24	24	
TOTALS	RPI 1-25	RPI 26-50	W-L RECORDS	RPI 51-100	RPI 101-150	RPI 150+				
21- 8	0- 1	0- 2	OVERALL	1- 2	6- 0	14- 3				
11- 1	0- 0	0- 1	HOME	1- 0	3- 0	7- 0				
9- 7	0- 1	0- 1	AWAY	0- 2	2- 0	7- 3				
1- 0	0- 0	0- 0	NEUTRAL	0- 0	1- 0	0- 0				
7- 6	0- 1	0- 2	NON-CONFERENCE	0- 2	4- 0	3- 1				
3- 1	0- 0	0- 1	HOME	0- 0	2- 0	1- 0				
3- 5	0- 1	0- 1	AWAY	0- 2	1- 0	2- 1				
1- 0	0- 0	0- 0	NEUTRAL	0- 0	1- 0	0- 0				
14- 2	0- 0	0- 0	CONFERENCE	1- 0	2- 0	11- 2				
8- 0	0- 0	0- 0	HOME	1- 0	1- 0	6- 0				
6- 2	0- 0	0- 0	AWAY	0- 0	1- 0	5- 2				
0- 0	0- 0	0- 0	NEUTRAL	0- 0	0- 0	0- 0				

RPI 1-25				RPI 26-50				RPI 51-100				RPI 101+			
RPI	S	Opponent	Score	RPI	S	Opponent	Score	RPI	S	Opponent	Score	RPI	S	Opponent	Score
12	A	Louisville	66 88	40	H	Arkansas St.	74 76	62	A	Iowa	56 62	107	H	Samford	52 50
				47	A	Chattanooga	46 61	87	A	Vanderbilt	61 64	111	N	North Dakota	84 58
								93	H	Belmont	81 79	132	A	Southern Ill.	70 63
												147	H	Alabama	83 65
												148	A	SIUE	85 79
												148	H	SIUE	86 50
												161	A	Illinois	74 94
												188	A	Eastern Ky.	61 70
												220	A	Cincinnati	63 57
												224	A	Southeast Mo. St.	84 74
												224	H	Southeast Mo. St.	95 65
												251	H	Tennessee St.	77 50
												265	A	Austin Peay	70 80
												265	H	Austin Peay	75 51
												268	A	Murray St.	70 49
												268	H	Murray St.	92 62
												274	H	Miami (OH)	74 47
												277	H	Tennessee Tech	67 53
												295	A	Jacksonville St.	63 53
												304	A	Morehead St.	85 67
												328	A	Evansville	75 48
												339	A	Eastern Ill.	65 39
												339	H	Eastern Ill.	91 52
LAST 12 Division I GAMES:															
268	A	Murray St.	70 49	148	A	SIUE	85 79								
339	H	Eastern Ill.	91 52	265	H	Austin Peay	75 51								
148	H	SIUE	86 50	268	H	Murray St.	92 62								
93	H	Belmont	81 79	251	H	Tennessee St.	77 50								
265	A	Austin Peay	70 80	224	A	Southeast Mo. St.	84 74								
224	H	Southeast Mo. St.	95 65	339	A	Eastern Ill.	65 39								

Non-Div I Games:

UT Martin

■ Loss,
 ■ Non-Conf, S Site,
 ■ Home
 ■ Away
 N Neutral

Average RPI Win: 179	WON-LOST	WINNING	LAST 10	STRENGTH OF	OPP. STRENGTH	TEAM	ADJ.	CONF.	ADJ CONF.
Average RPI Loss: 146	RECORD	PCT. RANK	GAMES	SCHEDULE	OF SCHEDULE	RPI	RPI	RPI	RPI
DIV. I ONLY	24- 2	7	9- 1	141	171	23	23	12	12
DIV. I NON-CONF.	8- 1	23	0- 0	79	317	18	18	10	10
TOTALS	RPI 1-25	RPI 26-50	W-L RECORDS	RPI 51-100	RPI 101-150	RPI 150+			
24- 2	0- 0	1- 0	OVERALL	4- 0	1- 1	18- 1			
15- 0	0- 0	0- 0	HOME	3- 0	1- 0	11- 0			
8- 2	0- 0	1- 0	AWAY	1- 0	0- 1	6- 1			
1- 0	0- 0	0- 0	NEUTRAL	0- 0	0- 0	1- 0			
8- 1	0- 0	0- 0	NON-CONFERENCE	2- 0	0- 1	6- 0			
6- 0	0- 0	0- 0	HOME	1- 0	0- 0	5- 0			
1- 1	0- 0	0- 0	AWAY	1- 0	0- 1	0- 0			
1- 0	0- 0	0- 0	NEUTRAL	0- 0	0- 0	1- 0			
16- 1	0- 0	1- 0	CONFERENCE	2- 0	1- 0	12- 1			
9- 0	0- 0	0- 0	HOME	2- 0	1- 0	6- 0			
7- 1	0- 0	1- 0	AWAY	0- 0	0- 0	6- 1			
0- 0	0- 0	0- 0	NEUTRAL	0- 0	0- 0	0- 0			

RPI S	Opponent	Score	RPI S	Opponent	Score	RPI S	Opponent	Score	RPI S	Opponent	Score
42	A Western Ky.	85 78	51	H UC Riverside	68 57	134	A Long Beach St.	40 47			
			59	H Middle Tenn.	84 73	149	H UAB	62 54			
			78	H Charlotte	94 91	154	H Old Dominion	70 64			
			97	A New Mexico St.	71 65	155	A Southern Miss.	57 54			
						155	H Southern Miss.	72 64			
						157	A Marshall	64 79			
						166	H Hampton	78 54			
						173	A Louisiana Tech	72 65			
						173	H Louisiana Tech	86 80			
						181	A Fla. Atlantic	78 66			
						181	H Fla. Atlantic	75 47			
						182	H New Mexico	70 62			
						203	N UNLV	60 52			
						223	A Rice	60 54			
						232	H Idaho St.	67 54			
						237	A North Texas	75 67			
						245	H Houston Baptist	98 63			
						260	H UTSA	62 55			
						291	H Northern Ariz.	77 66			
						309	A FIU	69 57			
						309	H FIU	70 52			
LAST 12 Division I GAMES:											
78	H Charlotte	94 91	42	A Western Ky.	85 78						
154	H Old Dominion	70 64	157	A Marshall	64 79						
173	A Louisiana Tech	72 65	173	H Louisiana Tech	86 80						
155	A Southern Miss.	57 54	155	H Southern Miss.	72 64						
181	H Fla. Atlantic	75 47	309	A FIU	69 57						
309	H FIU	70 52	181	A Fla. Atlantic	78 66						

Non-Div I Games: Tex. Permian Basin 86 32

UTEP

■ Loss,
 ■ Non-Conf,
 ■ S Site,
 ■ H Home
 ■ A Away
 N Neutral

Average RPI Win:	273	WON-LOST	WINNING	LAST 10	STRENGTH OF	OPP. STRENGTH	TEAM	ADJ.	CONF.	ADJ CONF.
Average RPI Loss:	151	RECORD	PCT. RANK	GAMES	SCHEDULE	OF SCHEDULE	RPI	RPI	RPI	RPI
DIV. I ONLY	13- 12	158	5- 5	323	203	209	209	26	26	
DIV. I NON-CONF.	5- 7	198	0- 0	270	106	188	188	25	25	
TOTALS	RPI 1-25	RPI 26-50	W-L RECORDS	RPI 51-100	RPI 101-150	RPI 150+				
13- 12	0- 2	0- 1	OVERALL	0- 3	0- 0	13- 6				
5- 3	0- 0	0- 0	HOME	0- 1	0- 0	5- 2				
7- 8	0- 2	0- 1	AWAY	0- 2	0- 0	7- 3				
1- 1	0- 0	0- 0	NEUTRAL	0- 0	0- 0	1- 1				
5- 7	0- 2	0- 1	NON-CONFERENCE	0- 2	0- 0	5- 2				
1- 0	0- 0	0- 0	HOME	0- 0	0- 0	1- 0				
3- 6	0- 2	0- 1	AWAY	0- 2	0- 0	3- 1				
1- 1	0- 0	0- 0	NEUTRAL	0- 0	0- 0	1- 1				
8- 5	0- 0	0- 0	CONFERENCE	0- 1	0- 0	8- 4				
4- 3	0- 0	0- 0	HOME	0- 1	0- 0	4- 2				
4- 2	0- 0	0- 0	AWAY	0- 0	0- 0	4- 2				
0- 0	0- 0	0- 0	NEUTRAL	0- 0	0- 0	0- 0				

RPI 1-25				RPI 26-50				RPI 51-100				RPI 101+ Team's RPI: 209			
RPI	S	Opponent	Score	RPI	S	Opponent	Score	RPI	S	Opponent	Score	RPI	S	Opponent	Score
17	A	Syracuse	32 91	45	A	Kansas St.	43 61	83	A	TCU	67 71	164	N	East Carolina	59 70
25	A	Oklahoma St.	54 78					86	A	Eastern Mich.	56 78	193	N	Cal Poly	66 58
								97	H	New Mexico St.	57 68	204	A	Utah Valley	57 71
												204	H	Utah Valley	61 48
												219	A	CSU Bakersfield	66 80
												219	H	CSU Bakersfield	60 46
												242	A	Grand Canyon	68 66
												242	H	Grand Canyon	52 28
												262	A	Seattle	76 71
												262	H	Seattle	71 74
												266	A	UC Santa Barbara	62 60
												281	A	Houston	55 45
												296	A	UMKC	62 53
												296	H	UMKC	57 59
												313	A	A&M-Corpus Christi	46 49
												334	A	Incarinate Word	68 50
												334	H	Incarinate Word	60 47
												340	A	Chicago St.	64 56
												340	H	Chicago St.	78 56
LAST 12 Division I GAMES:															
340	H	Chicago St.	78 56	97	H	New Mexico St.	57 68								
219	A	CSU Bakersfield	66 80	262	H	Seattle	71 74								
262	A	Seattle	76 71	219	H	CSU Bakersfield	60 46								
296	H	UMKC	57 59	296	A	UMKC	62 53								
242	A	Grand Canyon	68 66	340	A	Chicago St.	64 56								
204	A	Utah Valley	57 71	204	H	Utah Valley	61 48								

Non-Div I Games: Concordia (TX) 90 44 Evangel 75 60 Texas Lutheran 90 38

UTRGV

Loss, Non-Conf, S Site, H Home A Away N Neutral

Average RPI Win: 216	WON-LOST	WINNING	LAST 10	STRENGTH OF	OPP. STRENGTH	TEAM	ADJ.	CONF.	ADJ CONF.
Average RPI Loss: 140	RECORD	PCT. RANK	GAMES	SCHEDULE	OF SCHEDULE	RPI	RPI	RPI	RPI
DIV. I ONLY	7- 18	286	3- 7	136	142	260	260	12	12
DIV. I NON-CONF.	2- 6	272	0- 0	53	247	237	237	10	10
TOTALS	RPI 1-25	RPI 26-50	W-L RECORDS	RPI 51-100	RPI 101-150	RPI 150+			
7- 18	0- 2	0- 2	OVERALL	0- 3	1- 1	6- 10			
6- 6	0- 0	0- 0	HOME	0- 2	1- 1	5- 3			
1- 12	0- 2	0- 2	AWAY	0- 1	0- 0	1- 7			
0- 0	0- 0	0- 0	NEUTRAL	0- 0	0- 0	0- 0			
2- 6	0- 1	0- 1	NON-CONFERENCE	0- 1	0- 1	2- 2			
2- 2	0- 0	0- 0	HOME	0- 0	0- 1	2- 1			
0- 4	0- 1	0- 1	AWAY	0- 1	0- 0	0- 1			
0- 0	0- 0	0- 0	NEUTRAL	0- 0	0- 0	0- 0			
5- 12	0- 1	0- 1	CONFERENCE	0- 2	1- 0	4- 8			
4- 4	0- 0	0- 0	HOME	0- 2	1- 0	3- 2			
1- 8	0- 1	0- 1	AWAY	0- 0	0- 0	1- 6			
0- 0	0- 0	0- 0	NEUTRAL	0- 0	0- 0	0- 0			

RPI 1-25				RPI 26-50				RPI 51-100				RPI 101+ Team's RPI: 260			
RPI	S	Opponent	Score	RPI	S	Opponent	Score	RPI	S	Opponent	Score	RPI	S	Opponent	Score
6	A	Texas	53 90	34	A	Oklahoma	41 80	59	H	Middle Tenn.	63 74	143	H	UT Arlington	47 51
23	A	UTEP	55 62	42	A	Western Ky.	65 72	74	A	Abilene Christian	60 79	149	H	UAB	54 52
								78	H	Charlotte	54 64	154	H	Old Dominion	70 67
												155	A	Southern Miss.	53 65
												155	H	Southern Miss.	47 41
												157	A	Marshall	76 80
												173	A	Louisiana Tech	66 75
												173	H	Louisiana Tech	72 82
												181	A	Fla. Atlantic	51 64
												181	H	Fla. Atlantic	57 54
												211	A	Texas St.	64 72
												223	A	Rice	48 49
												237	A	North Texas	58 68
												243	H	Texas Southern	44 59
												245	H	Houston Baptist	79 50
												309	A	FIU	63 52
												309	H	FIU	54 59
												320	H	Illinois St.	77 51
LAST 12 Division I GAMES:															
154	H	Old Dominion	70 67	157	A	Marshall	76 80								
78	H	Charlotte	54 64	42	A	Western Ky.	65 72								
155	A	Southern Miss.	53 65	155	H	Southern Miss.	47 41								
173	A	Louisiana Tech	66 75	173	H	Louisiana Tech	72 82								
309	H	FIU	54 59	181	A	Fla. Atlantic	51 64								
181	H	Fla. Atlantic	57 54	309	A	FIU	63 52								

Non-Div I Games: Howard Payne 106 65 Tex. A&M-Kingsville 88 51

UTSA

Loss, Non-Conf, S Site, H Home A Away N Neutral

RPI 1-25				RPI 26-50				RPI 51-100				Team's RPI: 77		RPI 101+			
RPI	S	Opponent	Score	RPI	S	Opponent	Score	RPI	S	Opponent	Score	RPI	S	Opponent	Score		
7	A	Arizona St.	60 80	32	A	Washington	60 73	58	H	South Dakota	66 59	116	N	Boston College	51 76		
8	A	Stanford	52 72	32	H	Washington	88 83	70	A	Oregon	58 69	126	H	Fresno St.	78 63		
8	H	Stanford	54 72	34	N	Oklahoma	55 70	70	H	Oregon	65 77	135	A	Arizona	60 55		
9	A	Oregon St.	53 72	44	H	Southern California	59 70	84	A	Washington St.	75 69	142	H	Creighton	74 58		
9	H	Oregon St.	53 62					84	H	Washington St.	73 71	186	A	Colorado	76 68		
10	H	UCLA	63 69					89	A	California	84 79	186	H	Colorado	71 55		
15	A	BYU	59 73					89	H	California	72 66	187	H	George Mason	74 62		
												190	H	UC Davis	88 58		
												218	A	Utah St.	64 61		
												283	H	Lamar	71 67		
												297	H	CSUN	97 56		
LAST 12 Division I GAMES:																	
				84	A	Washington St.	75 69	186	A	Colorado	76 68						
				32	A	Washington	60 73	186	H	Colorado	71 55						
				8	H	Stanford	54 72	10	H	UCLA	63 69						
				89	H	California	72 66	44	H	Southern California	59 70						
				9	A	Oregon St.	53 72	70	H	Oregon	65 77						
				70	A	Oregon	58 69	9	H	Oregon St.	53 62						

Utah

Page 324

Average RPI Win:	251	WON-LOST	WINNING	LAST 10	STRENGTH OF	OPP. STRENGTH	TEAM	ADJ.	CONF.	ADJ CONF.
Average RPI Loss:	144	RECORD	PCT. RANK	GAMES	SCHEDULE	OF SCHEDULE	RPI	RPI	RPI	RPI
DIV. I ONLY	10- 15	228	4- 6	183	193	218	218	19	19	
DIV. I NON-CONF.	3- 6	234	0- 0	165	145	212	212	20	20	
TOTALS	RPI 1-25	RPI 26-50	W-L RECORDS	RPI 51-100	RPI 101-150	RPI 150+				
10- 15	0- 1	0- 2	OVERALL	0- 1	0- 1	10- 10				
5- 6	0- 0	0- 1	HOME	0- 1	0- 1	5- 3				
4- 9	0- 1	0- 1	AWAY	0- 0	0- 0	4- 7				
1- 0	0- 0	0- 0	NEUTRAL	0- 0	0- 0	1- 0				
3- 6	0- 1	0- 0	NON-CONFERENCE	0- 1	0- 0	3- 4				
1- 2	0- 0	0- 0	HOME	0- 1	0- 0	1- 1				
1- 4	0- 1	0- 0	AWAY	0- 0	0- 0	1- 3				
1- 0	0- 0	0- 0	NEUTRAL	0- 0	0- 0	1- 0				
7- 9	0- 0	0- 2	CONFERENCE	0- 0	0- 1	7- 6				
4- 4	0- 0	0- 1	HOME	0- 0	0- 1	4- 2				
3- 5	0- 0	0- 1	AWAY	0- 0	0- 0	3- 4				
0- 0	0- 0	0- 0	NEUTRAL	0- 0	0- 0	0- 0				

RPI 1-25				RPI 26-50				RPI 51-100				RPI 101+ Team's RPI: 218			
RPI	S	Opponent	Score	RPI	S	Opponent	Score	RPI	S	Opponent	Score	RPI	S	Opponent	Score
15	A	BYU	69 81	46	A	Colorado St.	64 91	77	H	Utah	61 64	126	H	Fresno St.	61 67
				46	H	Colorado St.	49 69					152	A	Boise St.	78 84
												152	H	Boise St.	58 63
												163	H	Pacific	78 70
												174	A	Montana	70 86
												175	H	Sacramento St.	86 95
												182	A	New Mexico	70 73
												182	H	New Mexico	72 56
												185	A	Northern Colo.	60 74
												194	A	San Jose St.	65 83
												194	H	San Jose St.	74 86
												203	A	UNLV	38 46
												204	A	Utah Valley	76 72
												232	A	Idaho St.	67 81
												238	H	Wyoming	84 75
												246	A	San Diego St.	55 36
												246	H	San Diego St.	72 59
												251	N	Tennessee St.	63 46
												316	A	Nevada	79 66
												316	H	Nevada	70 55
												343	A	Air Force	66 53
LAST 12 Division I GAMES:															
194	A	San Jose St.	65 83	152	H	Boise St.	58 63								
316	H	Nevada	70 55	316	A	Nevada	79 66								
126	H	Fresno St.	61 67	246	H	San Diego St.	72 59								
46	A	Colorado St.	64 91	203	A	UNLV	38 46								
182	A	New Mexico	70 73	46	H	Colorado St.	49 69								
238	H	Wyoming	84 75	343	A	Air Force	66 53								

Non-Div I Games: Westminster (UT) 74 67 Haskell 90 63

Utah St.

Loss, Non-Conf, S Site, H Home A Away N Neutral

Utah Valley

Through Games Of Feb. 27, 2016

Average RPI Win:	260	WON-LOST	WINNING	LAST 10	STRENGTH OF	OPP. STRENGTH	TEAM	ADJ.	CONF.	ADJ CONF.
Average RPI Loss:	163	RECORD	PCT. RANK	GAMES	SCHEDULE	OF SCHEDULE	RPI	RPI	RPI	RPI
DIV. I ONLY	13- 13	166	8- 2	230	291	204	204	26	26	
DIV. I NON-CONF.	5- 8	209	0- 0	157	306	203	203	25	25	
TOTALS	RPI 1-25	RPI 26-50	W-L RECORDS	RPI 51-100	RPI 101-150	RPI 150+				
13- 13	0- 1	0- 0	OVERALL	1- 3	0- 1	12- 8				
7- 5	0- 0	0- 0	HOME	1- 1	0- 0	6- 4				
6- 7	0- 1	0- 0	AWAY	0- 2	0- 0	6- 4				
0- 1	0- 0	0- 0	NEUTRAL	0- 0	0- 1	0- 0				
5- 8	0- 1	0- 0	NON-CONFERENCE	1- 1	0- 1	4- 5				
2- 3	0- 0	0- 0	HOME	1- 0	0- 0	1- 3				
3- 4	0- 1	0- 0	AWAY	0- 1	0- 0	3- 2				
0- 1	0- 0	0- 0	NEUTRAL	0- 0	0- 1	0- 0				
8- 5	0- 0	0- 0	CONFERENCE	0- 2	0- 0	8- 3				
5- 2	0- 0	0- 0	HOME	0- 1	0- 0	5- 1				
3- 3	0- 0	0- 0	AWAY	0- 1	0- 0	3- 2				
0- 0	0- 0	0- 0	NEUTRAL	0- 0	0- 0	0- 0				

RPI 1-25				RPI 26-50				RPI 51-100				RPI 101+ Team's RPI: 204			
RPI	S	Opponent	Score	RPI	S	Opponent	Score	RPI	S	Opponent	Score	RPI	S	Opponent	Score
15	A	BYU	62 78					70	A	Oregon	68 79	147	N	Alabama	60 67
								97	A	New Mexico St.	68 73	152	A	Boise St.	72 70
								97	H	New Mexico St.	53 59	183	A	Eastern Wash.	64 68
								99	H	San Francisco	94 88	190	H	UC Davis	55 59
												196	A	Weber St.	56 61
												209	A	UTRGV	48 61
												209	H	UTRGV	71 57
												218	H	Utah St.	72 76
												219	A	CSU Bakersfield	54 61
												219	H	CSU Bakersfield	72 53
												232	H	Idaho St.	47 56
												242	H	Grand Canyon	53 61
												257	A	Omaha	74 59
												262	A	Seattle	61 44
												262	H	Seattle	79 48
												296	A	UMKC	58 44
												296	H	UMKC	79 71
												316	A	Nevada	73 65
												329	H	Southern Utah	70 58
												340	A	Chicago St.	69 62
												340	H	Chicago St.	74 46
LAST 12 Division I GAMES:															
262	H	Seattle	79 48	219	A	CSU Bakersfield	54 61								
296	A	UMKC	58 44	262	A	Seattle	61 44								
340	A	Chicago St.	69 62	340	H	Chicago St.	74 46								
219	H	CSU Bakersfield	72 53	296	H	UMKC	79 71								
97	H	New Mexico St.	53 59	242	H	Grand Canyon	53 61								
209	H	UTRGV	71 57	209	A	UTRGV	48 61								

Non-Div I Games: Bethesda (CA) 91 64 Dixie St. 77 63

Utah Valley

Loss, Non-Conf, S Site, H Home A Away N Neutral

Average RPI Win: 181		WON-LOST	WINNING	LAST 10	STRENGTH OF	OPP. STRENGTH	TEAM	ADJ.	CONF.	ADJ CONF.
Average RPI Loss: 120		RECORD	PCT. RANK	GAMES	SCHEDULE	OF SCHEDULE	RPI	RPI	RPI	RPI
DIV. I ONLY		21- 8	62	8- 2	133	123	81	81	7	7
DIV. I NON-CONF.		11- 2	28	0- 0	129	284	49	49	8	8
TOTALS		RPI 1-25	RPI 26-50		W-L RECORDS		RPI 51-100	RPI 101-150	RPI 150+	
21- 8	1- 1	2- 0		OVERALL		1- 1	1- 3	16- 3		
11- 4	0- 1	1- 0		HOME		0- 1	0- 1	10- 1		
10- 3	1- 0	1- 0		AWAY		1- 0	1- 0	6- 1		
0- 1	0- 0	0- 0		NEUTRAL		0- 0	0- 1	0- 0		
11- 2	1- 0	0- 0		NON-CONFERENCE		0- 0	1- 2	9- 0		
7- 0	0- 0	0- 0		HOME		0- 0	0- 0	7- 0		
4- 1	1- 0	0- 0		AWAY		0- 0	1- 1	2- 0		
0- 1	0- 0	0- 0		NEUTRAL		0- 0	0- 1	0- 0		
10- 6	0- 1	2- 0		CONFERENCE		1- 1	0- 1	7- 3		
4- 4	0- 1	1- 0		HOME		0- 1	0- 1	3- 1		
6- 2	0- 0	1- 0		AWAY		1- 0	0- 0	4- 2		
0- 0	0- 0	0- 0		NEUTRAL		0- 0	0- 0	0- 0		

RPI 1-25				RPI 26-50				RPI 51-100				Team's RPI: 81	RPI 101+			
RPI	S	Opponent	Score	RPI	S	Opponent	Score	RPI	S	Opponent	Score		RPI	S	Opponent	Score
7	A	Arizona St.	57 48	37	A	George Washington	79 68	55	H	Saint Louis	72 77		101	H	Saint Joseph's	63 66
24	H	Duquesne	67 71	38	H	St. Bonaventure	52 47	71	A	Dayton	74 72		106	N	Toledo	61 80
													113	A	IUPUI	69 70
													115	A	Iona	74 58
													154	H	Old Dominion	74 54
													168	H	Fordham	61 51
													176	A	Davidson	74 59
													176	H	Davidson	50 56
													187	A	George Mason	54 70
													187	H	George Mason	65 34
													197	H	William & Mary	73 47
													199	A	Richmond	50 62
													199	H	Richmond	53 42
													207	A	Massachusetts	74 66
													214	A	N.C. A&T	64 49
													216	A	Rhode Island	49 36
													221	H	Furman	67 45
													249	A	High Point	69 39
													255	H	Coppin St.	73 42
													256	H	UNCW	58 45
													269	H	Campbell	57 34
													275	A	La Salle	84 76
													285	H	UMES	63 39
LAST 12 Division I GAMES:																
176	A	Davidson	74 59	38	H	St. Bonaventure	52 47	24	H	Duquesne	67 71		168	H	Fordham	61 51
187	H	George Mason	65 34	37	A	George Washington	79 68	199	H	Richmond	53 42		187	A	George Mason	54 70
216	A	Rhode Island	49 36	275	A	La Salle	84 76	176	H	Davidson	50 56					

Non-Div I Games:

VCU

■ Loss,
 ■ Non-Conf, S Site,
 ■ Home
 ■ Away
 N Neutral

Valparaiso

Through Games Of Feb. 27, 2016

Average RPI Win:	181	WON-LOST	WINNING	LAST 10	STRENGTH OF	OPP. STRENGTH	TEAM	ADJ.	CONF.	ADJ CONF.
Average RPI Loss:	128	RECORD	PCT. RANK	GAMES	SCHEDULE	OF SCHEDULE	RPI	RPI	RPI	RPI
DIV. I ONLY	5- 19	310	2- 8	47	144	244	244	14	14	
DIV. I NON-CONF.	1- 7	318	0- 0	40	55	249	249	16	16	
TOTALS	RPI 1-25	RPI 26-50	W-L RECORDS	RPI 51-100	RPI 101-150	RPI 150+				
5- 19	0- 4	0- 0	OVERALL	0- 1	3- 7	2- 7				
4- 9	0- 2	0- 0	HOME	0- 0	2- 4	2- 3				
1- 9	0- 2	0- 0	AWAY	0- 1	1- 3	0- 3				
0- 1	0- 0	0- 0	NEUTRAL	0- 0	0- 0	0- 1				
1- 7	0- 2	0- 0	NON-CONFERENCE	0- 1	1- 1	0- 3				
1- 3	0- 1	0- 0	HOME	0- 0	1- 1	0- 1				
0- 3	0- 1	0- 0	AWAY	0- 1	0- 0	0- 1				
0- 1	0- 0	0- 0	NEUTRAL	0- 0	0- 0	0- 1				
4- 12	0- 2	0- 0	CONFERENCE	0- 0	2- 6	2- 4				
3- 6	0- 1	0- 0	HOME	0- 0	1- 3	2- 2				
1- 6	0- 1	0- 0	AWAY	0- 0	1- 3	0- 2				
0- 0	0- 0	0- 0	NEUTRAL	0- 0	0- 0	0- 0				

RPI 1-25				RPI 26-50				RPI 51-100				RPI 101+ Team's RPI: 244			
RPI	S	Opponent	Score	RPI	S	Opponent	Score	RPI	S	Opponent	Score	RPI	S	Opponent	Score
1	H	Notre Dame	54 110					79	A	San Diego	60 76	103	A	Wright St.	63 80
12	A	Louisville	42 75									103	H	Wright St.	54 65
21	A	Green Bay	42 81									124	H	Akron	74 85
21	H	Green Bay	35 71									128	A	Youngstown St.	66 87
												128	H	Youngstown St.	65 60
												138	A	Northern Ky.	61 60
												138	H	Northern Ky.	50 68
												148	H	SIUE	69 56
												150	A	Milwaukee	60 82
												150	H	Milwaukee	60 70
												151	A	Detroit	65 85
												151	H	Detroit	66 72
												185	N	Northern Colo.	63 77
												195	A	Butler	53 72
												217	A	Oakland	77 87
												217	H	Oakland	81 66
												234	H	Ill.-Chicago	50 54
												273	H	Cleveland St.	66 59
												274	H	Miami (OH)	72 75
LAST 12 Division I GAMES:															
128	A	Youngstown St.	66 87	103	H	Wright St.	54 65								
21	H	Green Bay	35 71	234	H	Ill.-Chicago	50 54								
150	H	Milwaukee	60 70	128	H	Youngstown St.	65 60								
151	A	Detroit	65 85	273	H	Cleveland St.	66 59								
217	A	Oakland	77 87	150	A	Milwaukee	60 82								
138	H	Northern Ky.	50 68	21	A	Green Bay	42 81								

Non-Div I Games: Ind.-Northwest 79 57 Cardinal Stitch 63 62 Ind.-Kokomo 88 22

Valparaiso

Loss, Non-Conf, S Site, H Home A Away N Neutral

Vanderbilt

Through Games Of Feb. 27, 2016

Average RPI Win:	162	WON-LOST	WINNING	LAST 10	STRENGTH OF	OPP. STRENGTH	TEAM	ADJ.	CONF.	ADJ CONF.
Average RPI Loss:	47	RECORD	PCT. RANK	GAMES	SCHEDULE	OF SCHEDULE	RPI	RPI	RPI	RPI
DIV. I ONLY	15- 13	153	2- 8	39	51	87	87	2	2	
DIV. I NON-CONF.	11- 2	28	0- 0	117	217	33	33	2	2	
TOTALS	RPI 1-25	RPI 26-50	W-L RECORDS	RPI 51-100	RPI 101-150	RPI 150+				
15- 13	1- 6	1- 3	OVERALL	3- 2	3- 1	7- 1				
10- 6	0- 4	1- 2	HOME	1- 0	2- 0	6- 0				
4- 7	1- 2	0- 1	AWAY	1- 2	1- 1	1- 1				
1- 0	0- 0	0- 0	NEUTRAL	1- 0	0- 0	0- 0				
11- 2	0- 1	1- 0	NON-CONFERENCE	3- 1	0- 0	7- 0				
8- 0	0- 0	1- 0	HOME	1- 0	0- 0	6- 0				
2- 2	0- 1	0- 0	AWAY	1- 1	0- 0	1- 0				
1- 0	0- 0	0- 0	NEUTRAL	1- 0	0- 0	0- 0				
4- 11	1- 5	0- 3	CONFERENCE	0- 1	3- 1	0- 1				
2- 6	0- 4	0- 2	HOME	0- 0	2- 0	0- 0				
2- 5	1- 1	0- 1	AWAY	0- 1	1- 1	0- 1				
0- 0	0- 0	0- 0	NEUTRAL	0- 0	0- 0	0- 0				

RPI S	Opponent	Score	RPI S	Opponent	Score	RPI S	Opponent	Score	RPI S	Opponent	Score
2	H South Carolina	61 71	26	H Mississippi St.	61 66	60	A Auburn	45 53	123	H LSU	58 42
13	H Texas A&M	63 75	31	A Tennessee	49 58	71	A Dayton	56 81	131	A Arkansas	56 57
14	A Kentucky	71 69	31	H Tennessee	51 69	82	A Drexel	74 64	147	A Alabama	54 48
14	H Kentucky	55 71	43	H Ohio	62 59	88	H UT Martin	64 61	147	H Alabama	67 52
20	A Florida	67 79				97	N New Mexico St.	71 45	159	H ETSU	65 39
21	A Green Bay	56 58							165	A Ole Miss	52 55
22	H Georgia	58 64							168	A Fordham	53 40
									171	H Troy	97 43
									228	H Presbyterian	56 38
									265	H Austin Peay	73 56
									343	H Air Force	86 29
									349	H Mississippi Val.	89 39
LAST 12 Division I GAMES:											
26	H Mississippi St.	61 66	60	A Auburn	45 53						
13	H Texas A&M	63 75	22	H Georgia	58 64						
20	A Florida	67 79	14	A Kentucky	71 69						
14	H Kentucky	55 71	147	H Alabama	67 52						
31	H Tennessee	51 69	31	A Tennessee	49 58						
131	A Arkansas	56 57	123	H LSU	58 42						

Non-Div I Games:

Vanderbilt

Loss, Non-Conf, S Site, H Home A Away N Neutral

Average RPI Win: 279	WON-LOST	WINNING	LAST 10	STRENGTH OF	OPP. STRENGTH	TEAM	ADJ.	CONF.	ADJ CONF.
Average RPI Loss: 184	RECORD	PCT. RANK	GAMES	SCHEDULE	OF SCHEDULE	RPI	RPI	RPI	RPI
DIV. I ONLY	8- 20	282	2- 8	258	300	289	289	16	16
DIV. I NON-CONF.	5- 8	209	0- 0	298	348	273	273	18	18
TOTALS	RPI 1-25	RPI 26-50	W-L RECORDS	RPI 51-100	RPI 101-150	RPI 150+			
8- 20	0- 0	0- 0	OVERALL	0- 5	0- 1	8- 14			
3- 9	0- 0	0- 0	HOME	0- 3	0- 0	3- 6			
5- 11	0- 0	0- 0	AWAY	0- 2	0- 1	5- 8			
0- 0	0- 0	0- 0	NEUTRAL	0- 0	0- 0	0- 0			
5- 8	0- 0	0- 0	NON-CONFERENCE	0- 1	0- 0	5- 7			
2- 3	0- 0	0- 0	HOME	0- 1	0- 0	2- 2			
3- 5	0- 0	0- 0	AWAY	0- 0	0- 0	3- 5			
0- 0	0- 0	0- 0	NEUTRAL	0- 0	0- 0	0- 0			
3- 12	0- 0	0- 0	CONFERENCE	0- 4	0- 1	3- 7			
1- 6	0- 0	0- 0	HOME	0- 2	0- 0	1- 4			
2- 6	0- 0	0- 0	AWAY	0- 2	0- 1	2- 3			
0- 0	0- 0	0- 0	NEUTRAL	0- 0	0- 0	0- 0			

RPI S	Opponent	Score	RPI S	Opponent	Score	RPI S	Opponent	Score	RPI S	Opponent	Score	Team's RPI: 289
						53	A Albany (NY)	43 72	146	A Stony Brook	59 73	
						53	H Albany (NY)	40 75	169	A UMBC	48 85	
						69	A Maine	51 63	169	H UMBC	60 74	
						69	H Maine	41 62	170	A Delaware	60 71	
						90	H Quinnipiac	65 77	202	H Sacred Heart	53 51	
									210	A Hartford	50 52	
									210	H Hartford	47 51	
									215	A Brown	54 71	
									217	H Oakland	68 74	
									229	A Binghamton	52 66	
									229	H Binghamton	53 57	
									233	A Dartmouth	56 54	
									236	A Columbia	56 73	
									239	A Bryant	52 68	
									250	A Holy Cross	63 77	
									254	A New Hampshire	63 59	
									254	H New Hampshire	83 63	
									284	H Central Conn. St.	79 63	
									317	A UMass Lowell	59 51	
									317	H UMass Lowell	66 68	
									335	H St. Francis Brooklyn	55 59	
									344	A Boston U.	60 45	
									345	A NJIT	54 46	
LAST 12 Division I GAMES:												
254	A	New Hampshire	63	59	69	A	Maine	51	63			
169	H	UMBC	60	74	146	A	Stony Brook	59	73			
229	A	Binghamton	52	66	254	H	New Hampshire	83	63			
210	A	Hartford	50	52	229	H	Binghamton	53	57			
317	H	UMass Lowell	66	68	317	A	UMass Lowell	59	51			
53	H	Albany (NY)	40	75	210	H	Hartford	47	51			

Non-Div I Games:

Vermont

■ Loss,
 ■ Non-Conf,
 ■ S Site,
 ■ H Home
 ■ A Away
 N Neutral

Average RPI Win:	134	WON-LOST	WINNING	LAST 10	STRENGTH OF	OPP. STRENGTH	TEAM	ADJ.	CONF.	ADJ CONF.
Average RPI Loss:	78	RECORD	PCT. RANK	GAMES	SCHEDULE	OF SCHEDULE	RPI	RPI	RPI	RPI
DIV. I ONLY	18- 10	86	6- 4	55	65	49	49	6	6	
DIV. I NON-CONF.	7- 4	110	1- 0	35	37	41	41	6	6	
TOTALS	RPI 1-25	RPI 26-50	W-L RECORDS	RPI 51-100	RPI 101-150	RPI 150+				
18- 10	1- 1	4- 3	OVERALL	4- 3	1- 2	8- 1				
8- 3	0- 1	3- 0	HOME	1- 1	1- 1	3- 0				
8- 6	1- 0	1- 3	AWAY	2- 1	0- 1	4- 1				
2- 1	0- 0	0- 0	NEUTRAL	1- 1	0- 0	1- 0				
7- 4	0- 0	1- 2	NON-CONFERENCE	1- 2	1- 0	4- 0				
3- 0	0- 0	1- 0	HOME	0- 0	1- 0	1- 0				
2- 3	0- 0	0- 2	AWAY	0- 1	0- 0	2- 0				
2- 1	0- 0	0- 0	NEUTRAL	1- 1	0- 0	1- 0				
11- 6	1- 1	3- 1	CONFERENCE	3- 1	0- 2	4- 1				
5- 3	0- 1	2- 0	HOME	1- 1	0- 1	2- 0				
6- 3	1- 0	1- 1	AWAY	2- 0	0- 1	2- 1				
0- 0	0- 0	0- 0	NEUTRAL	0- 0	0- 0	0- 0				

RPI 1-25				RPI 26-50				Team's RPI: 49	RPI 51-100				RPI 101+			
RPI	S	Opponent	Score	RPI	S	Opponent	Score		RPI	S	Opponent	Score	RPI	S	Opponent	Score
18	A	DePaul	64 60	29	A	Seton Hall	50 60		52	N	St. Mary's (CA)	60 67	101	H	Saint Joseph's	55 49
18	H	DePaul	47 75	29	H	Seton Hall	55 45		63	A	Temple	55 61	142	A	Creighton	48 53
				36	H	Penn	66 46		82	N	Drexel	67 55	142	H	Creighton	62 65
				37	A	George Washington	70 78		91	A	Marquette	82 75	153	A	Xavier	67 74
				48	A	North Carolina St.	64 70		91	H	Marquette	81 60	153	H	Xavier	58 55
				50	A	St. John's (NY)	71 59		98	A	Georgetown	63 60	175	N	Sacramento St.	78 54
				50	H	St. John's (NY)	58 54		98	H	Georgetown	51 57	195	A	Butler	57 45
													206	A	Lehigh	65 44
													241	H	Loyola Maryland	67 55
													264	A	Providence	76 47
													264	H	Providence	67 39
													275	A	La Salle	67 56
LAST 12 Division I GAMES:																
153	H	Xavier	58 55	264	A	Providence	76 47									
98	A	Georgetown	63 60	142	A	Creighton	48 53									
29	A	Seton Hall	50 60	36	H	Penn	66 46									
50	A	St. John's (NY)	71 59	98	H	Georgetown	51 57									
91	H	Marquette	81 60	50	H	St. John's (NY)	58 54									
18	H	DePaul	47 75	29	H	Seton Hall	55 45									

Non-Div I Games:

Villanova

Average RPI Win:	181	WON-LOST	WINNING	LAST 10	STRENGTH OF	OPP. STRENGTH	TEAM	ADJ.	CONF.	ADJ CONF.
Average RPI Loss:	46	RECORD	PCT. RANK	GAMES	SCHEDULE	OF SCHEDULE	RPI	RPI	RPI	RPI
DIV. I ONLY	16- 13	146	3- 7	65	57	96	96	5	5	
DIV. I NON-CONF.	10- 4	86	0- 0	192	139	117	117	5	5	
TOTALS	RPI 1-25	RPI 26-50	W-L RECORDS	RPI 51-100	RPI 101-150	RPI 150+				
16- 13	1- 6	1- 1	OVERALL	3- 4	3- 2	8- 0				
10- 6	0- 3	1- 0	HOME	0- 1	1- 2	8- 0				
5- 5	0- 3	0- 1	AWAY	3- 1	2- 0	0- 0				
1- 2	1- 0	0- 0	NEUTRAL	0- 2	0- 0	0- 0				
10- 4	1- 1	0- 0	NON-CONFERENCE	2- 3	0- 0	7- 0				
7- 1	0- 0	0- 0	HOME	0- 1	0- 0	7- 0				
2- 1	0- 1	0- 0	AWAY	2- 0	0- 0	0- 0				
1- 2	1- 0	0- 0	NEUTRAL	0- 2	0- 0	0- 0				
6- 9	0- 5	1- 1	CONFERENCE	1- 1	3- 2	1- 0				
3- 5	0- 3	1- 0	HOME	0- 0	1- 2	1- 0				
3- 4	0- 2	0- 1	AWAY	1- 1	2- 0	0- 0				
0- 0	0- 0	0- 0	NEUTRAL	0- 0	0- 0	0- 0				

RPI S	Opponent	Score	RPI S	Opponent	Score	RPI S	Opponent	Score	RPI S	Opponent	Score
1	H Notre Dame	46 74	35	H Miami (FL)	76 56	54	A Duke	52 67	112	H Virginia Tech	46 66
5	A Ohio St.	73 93	48	A North Carolina St.	52 63	56	N Rutgers	48 60	116	A Boston College	61 50
12	A Louisville	59 74				59	A Middle Tenn.	70 66	127	A Wake Forest	52 50
12	H Louisville	41 59				60	A Auburn	69 52	129	H Pittsburgh	55 58
16	A Florida St.	48 70				62	H Iowa	73 85	130	H North Carolina	72 68
17	H Syracuse	57 91				75	A Georgia Tech	78 67	199	H Richmond	71 51
21	N Green Bay	68 59				80	N Tulane	62 67	247	H Clemson	65 48
									255	H Coppin St.	75 40
									258	H Bowling Green	68 39
									298	H Charleston So.	85 65
									321	H Longwood	81 46
									345	H NJIT	81 54
									347	H Norfolk St.	86 50
LAST 12 Division I GAMES:											
130	H North Carolina	72 68	54	A Duke	52 67						
247	H Clemson	65 48	48	A North Carolina St.	52 63						
12	A Louisville	59 74	129	H Pittsburgh	55 58						
116	A Boston College	61 50	16	A Florida St.	48 70						
17	H Syracuse	57 91	75	A Georgia Tech	78 67						
112	H Virginia Tech	46 66	12	H Louisville	41 59						

Non-Div I Games:

Virginia

■ Loss,
■ Non-Conf, S Site,
■ Home
■ Away
N Neutral

Average RPI Win:	200	WON-LOST	WINNING	LAST 10	STRENGTH OF	OPP. STRENGTH	TEAM	ADJ.	CONF.	ADJ CONF.
Average RPI Loss:	54	RECORD	PCT. RANK	GAMES	SCHEDULE	OF SCHEDULE	RPI	RPI	RPI	RPI
DIV. I ONLY	16- 12	130	2- 8	100	63	112	112	5	5	
DIV. I NON-CONF.	12- 1	9	0- 0	289	198	80	80	5	5	
TOTALS	RPI 1-25	RPI 26-50	W-L RECORDS	RPI 51-100	RPI 101-150	RPI 150+				
16- 12	0- 4	1- 3	OVERALL	1- 3	3- 2	11- 0				
12- 5	0- 0	0- 2	HOME	0- 2	1- 1	11- 0				
4- 7	0- 4	1- 1	AWAY	1- 1	2- 1	0- 0				
0- 0	0- 0	0- 0	NEUTRAL	0- 0	0- 0	0- 0				
12- 1	0- 0	1- 0	NON-CONFERENCE	0- 1	1- 0	10- 0				
10- 0	0- 0	0- 0	HOME	0- 0	0- 0	10- 0				
2- 1	0- 0	1- 0	AWAY	0- 1	1- 0	0- 0				
0- 0	0- 0	0- 0	NEUTRAL	0- 0	0- 0	0- 0				
4- 11	0- 4	0- 3	CONFERENCE	1- 2	2- 2	1- 0				
2- 5	0- 0	0- 2	HOME	0- 2	1- 1	1- 0				
2- 6	0- 4	0- 1	AWAY	1- 0	1- 1	0- 0				
0- 0	0- 0	0- 0	NEUTRAL	0- 0	0- 0	0- 0				

RPI 1-25				RPI 26-50				RPI 51-100				RPI 101+ Team's RPI: 112			
RPI	S	Opponent	Score	RPI	S	Opponent	Score	RPI	S	Opponent	Score	RPI	S	Opponent	Score
1	A	Notre Dame	41 80	31	A	Tennessee	57 43	54	H	Duke	62 66	116	H	Boston College	58 33
12	A	Louisville	45 56	35	A	Miami (FL)	56 67	75	H	Georgia Tech	34 51	125	A	Penn St.	64 59
16	A	Florida St.	50 68	35	H	Miami (FL)	45 57	96	A	Virginia	66 46	127	A	Wake Forest	54 48
17	A	Syracuse	39 60	48	H	North Carolina St.	61 72	98	A	Georgetown	56 73	129	H	Pittsburgh	48 59
												130	A	North Carolina	67 71
												187	H	George Mason	80 63
												200	H	Radford	47 40
												221	H	Furman	59 30
												228	H	Presbyterian	58 44
												235	H	Col. of Charleston	81 47
												247	H	Clemson	79 49
												248	H	Morgan St.	73 33
												255	H	Coppin St.	72 39
												264	H	Providence	62 46
												300	H	Wofford	73 42
												319	H	Mt. St. Mary's	59 42
LAST 12 Division I GAMES:															
127	A	Wake Forest	54 48	75	H	Georgia Tech	34 51								
35	A	Miami (FL)	56 67	16	A	Florida St.	50 68								
54	H	Duke	62 66	35	H	Miami (FL)	45 57								
129	H	Pittsburgh	48 59	1	A	Notre Dame	41 80								
130	A	North Carolina	67 71	48	H	North Carolina St.	61 72								
96	A	Virginia	66 46	247	H	Clemson	79 49								

Non-Div I Games:

Virginia Tech

Average RPI Win:	325	WON-LOST	WINNING	LAST 10	STRENGTH OF	OPP. STRENGTH	TEAM	ADJ.	CONF.	ADJ CONF.
Average RPI Loss:	220	RECORD	PCT. RANK	GAMES	SCHEDULE	OF SCHEDULE	RPI	RPI	RPI	RPI
DIV. I ONLY	5- 23	316	3- 7	325	321	342	342	30	30	
DIV. I NON-CONF.	2- 9	296	0- 0	291	98	329	329	32	32	
TOTALS	RPI 1-25	RPI 26-50	W-L RECORDS	RPI 51-100	RPI 101-150	RPI 150+				
5- 23	0- 1	0- 1	OVERALL	0- 0	0- 2	5- 19				
3- 10	0- 0	0- 0	HOME	0- 0	0- 1	3- 9				
2- 13	0- 1	0- 1	AWAY	0- 0	0- 1	2- 10				
0- 0	0- 0	0- 0	NEUTRAL	0- 0	0- 0	0- 0				
2- 9	0- 1	0- 1	NON-CONFERENCE	0- 0	0- 2	2- 5				
2- 2	0- 0	0- 0	HOME	0- 0	0- 1	2- 1				
0- 7	0- 1	0- 1	AWAY	0- 0	0- 1	0- 4				
0- 0	0- 0	0- 0	NEUTRAL	0- 0	0- 0	0- 0				
3- 14	0- 0	0- 0	CONFERENCE	0- 0	0- 0	3- 14				
1- 8	0- 0	0- 0	HOME	0- 0	0- 0	1- 8				
2- 6	0- 0	0- 0	AWAY	0- 0	0- 0	2- 6				
0- 0	0- 0	0- 0	NEUTRAL	0- 0	0- 0	0- 0				

RPI S	Opponent	Score	RPI S	Opponent	Score	RPI S	Opponent	Score	RPI S	Opponent	Score	Team's RPI: 342
5	A Ohio St.	47 106	36	A Penn	50 78				129	A Pittsburgh	41 67	
									146	H Stony Brook	62 73	
									154	A Old Dominion	57 71	
									162	A Yale	60 78	
									165	H Ole Miss	49 86	
									202	A Sacred Heart	62 73	
									202	H Sacred Heart	73 77	
									212	A Robert Morris	44 64	
									212	H Robert Morris	49 79	
									236	A Columbia	48 67	
									239	A Bryant	67 94	
									239	H Bryant	71 82	
									261	A Saint Francis (PA)	78 93	
									261	H Saint Francis (PA)	74 87	
									284	A Central Conn. St.	64 63	
									284	H Central Conn. St.	52 62	
									314	A Fairleigh Dickinson	67 75	
									314	H Fairleigh Dickinson	57 73	
									319	A Mt. St. Mary's	55 64	
									319	H Mt. St. Mary's	50 59	
									326	H LIU Brooklyn	63 73	
									327	H Lafayette	69 48	
									330	A Delaware St.	44 66	
									335	A St. Francis Brooklyn	82 78	
									335	H St. Francis Brooklyn	70 53	
									345	H NJIT	76 53	
LAST 12 Division I GAMES:												
212	H	Robert Morris	49	79	314	H	Fairleigh Dickinson	57	73			
314	A	Fairleigh Dickinson	67	75	335	A	St. Francis Brooklyn	82	78			
284	A	Central Conn. St.	64	63	319	A	Mt. St. Mary's	55	64			
261	H	Saint Francis (PA)	74	87	335	H	St. Francis Brooklyn	70	53			
239	A	Bryant	67	94	202	H	Sacred Heart	73	77			
319	H	Mt. St. Mary's	50	59	326	H	LIU Brooklyn	63	73			

Non-Div I Games:

Wagner

Loss,
Non-Conf, S Site,
H Home
A Away
N Neutral

Through Games Of Feb. 27, 2016

RPI 1-25				RPI 26-50				RPI 51-100				RPI 101+				Team's RPI: 127	
RPI	S	Opponent	Score	RPI	S	Opponent	Score	RPI	S	Opponent	Score	RPI	S	Opponent	Score		
1	H	Notre Dame	52 86	28	A	Missouri	81 94	54	A	Duke	68 95	112	H	Virginia Tech	48 54		
12	A	Louisville	54 78	35	A	Miami (FL)	60 71	54	H	Duke	64 58	116	A	Boston College	65 59		
16	H	Florida St.	55 96	48	A	North Carolina St.	47 64	93	H	Belmont	64 78	123	H	LSU	60 57		
17	H	Syracuse	65 91	48	H	North Carolina St.	63 58	96	H	Virginia	50 52	129	A	Pittsburgh	60 49		
												130	H	North Carolina	75 63		
												145	H	Jacksonville	57 51		
												159	H	ETSU	69 52		
												166	N	Hampton	42 47		
												176	H	Davidson	77 58		
												178	H	Wisconsin	51 64		
												199	H	Richmond	43 33		
												247	A	Clemson	55 45		
												271	N	Coastal Caro.	81 52		
												275	H	La Salle	61 53		
												279	A	American	71 70		
												309	A	FIU	57 53		
LAST 12 Division I GAMES:																	
				112	H	Virginia Tech	48 54	12	A	Louisville	54 78						
				1	H	Notre Dame	52 86	16	H	Florida St.	55 96						
				54	H	Duke	64 58	116	A	Boston College	65 59						
				247	A	Clemson	55 45	130	H	North Carolina	75 63						
				48	H	North Carolina St.	63 58	17	H	Syracuse	65 91						
				129	A	Pittsburgh	60 49	35	A	Miami (FL)	60 71						

Wake Forest

Page 335

Average RPI Win:	125	WON-LOST	WINNING	LAST 10	STRENGTH OF	OPP. STRENGTH	TEAM	ADJ.	CONF.	ADJ CONF.
Average RPI Loss:	27	RECORD	PCT. RANK	GAMES	SCHEDULE	OF SCHEDULE	RPI	RPI	RPI	RPI
DIV. I ONLY	20- 9	72	5- 5	22	12	32	32	1	1	
DIV. I NON-CONF.	9- 2	37	0- 0	45	108	35	35	1	1	
TOTALS	RPI 1-25	RPI 26-50	W-L RECORDS	RPI 51-100	RPI 101-150	RPI 150+				
20- 9	1- 6	2- 1	OVERALL	7- 2	4- 0	6- 0				
12- 4	1- 2	1- 1	HOME	4- 1	1- 0	5- 0				
7- 4	0- 3	1- 0	AWAY	3- 1	2- 0	1- 0				
1- 1	0- 1	0- 0	NEUTRAL	0- 0	1- 0	0- 0				
9- 2	0- 1	0- 1	NON-CONFERENCE	3- 0	2- 0	4- 0				
6- 1	0- 0	0- 1	HOME	2- 0	0- 0	4- 0				
2- 0	0- 0	0- 0	AWAY	1- 0	1- 0	0- 0				
1- 1	0- 1	0- 0	NEUTRAL	0- 0	1- 0	0- 0				
11- 7	1- 5	2- 0	CONFERENCE	4- 2	2- 0	2- 0				
6- 3	1- 2	1- 0	HOME	2- 1	1- 0	1- 0				
5- 4	0- 3	1- 0	AWAY	2- 1	1- 0	1- 0				
0- 0	0- 0	0- 0	NEUTRAL	0- 0	0- 0	0- 0				

RPI S	Opponent	Score	RPI S	Opponent	Score	RPI S	Opponent	Score	RPI S	Opponent	Score
7	A Arizona St.	57 77	34	H Oklahoma	68 71	51	H UC Riverside	78 43	126	A Fresno St.	89 79
7	H Arizona St.	61 68	44	A Southern California	61 53	58	A South Dakota	77 64	135	A Arizona	74 52
8	A Stanford	53 69	44	H Southern California	69 60	68	H Santa Clara	100 55	135	H Arizona	63 47
9	H Oregon St.	53 61				70	H Oregon	63 75	140	N Texas Tech	77 73
10	A UCLA	59 63				77	A Utah	83 88	186	A Colorado	76 74
10	H UCLA	64 56				77	H Utah	73 60	186	H Colorado	68 47
17	N Syracuse	62 66				84	A Washington St.	79 64	196	H Weber St.	69 56
						84	H Washington St.	69 63	246	H San Diego St.	80 51
						89	A California	75 65	262	H Seattle	96 55
									282	H Portland	83 65
LAST 12 Division I GAMES:											
186	H Colorado	68 47	70	H Oregon	63 75						
77	H Utah	73 60	9	H Oregon St.	53 61						
7	A Arizona St.	57 77	89	A California	75 65						
135	A Arizona	74 52	8	A Stanford	53 69						
10	A UCLA	59 63	84	H Washington St.	69 63						
44	A Southern California	61 53	44	H Southern California	69 60						

Non-Div I Games:

Washington

■ Loss,
■ Non-Conf, S Site,
■ Home
■ Away
N Neutral

Average RPI Win:	259	WON-LOST	WINNING	LAST 10	STRENGTH OF	OPP. STRENGTH	TEAM	ADJ.	CONF.	ADJ CONF.
Average RPI Loss:	144	RECORD	PCT. RANK	GAMES	SCHEDULE	OF SCHEDULE	RPI	RPI	RPI	RPI
DIV. I ONLY	16- 9	92	6- 4	344	140	196	196	20	20	
DIV. I NON-CONF.	6- 3	99	0- 0	305	124	163	163	23	23	
TOTALS	RPI 1-25	RPI 26-50	W-L RECORDS	RPI 51-100	RPI 101-150	RPI 150+				
16- 9	0- 1	0- 1	OVERALL	0- 0	1- 2	15- 5				
6- 4	0- 1	0- 0	HOME	0- 0	0- 1	6- 2				
9- 5	0- 0	0- 1	AWAY	0- 0	1- 1	8- 3				
1- 0	0- 0	0- 0	NEUTRAL	0- 0	0- 0	1- 0				
6- 3	0- 1	0- 1	NON-CONFERENCE	0- 0	0- 0	6- 1				
1- 2	0- 1	0- 0	HOME	0- 0	0- 0	1- 1				
4- 1	0- 0	0- 1	AWAY	0- 0	0- 0	4- 0				
1- 0	0- 0	0- 0	NEUTRAL	0- 0	0- 0	1- 0				
10- 6	0- 0	0- 0	CONFERENCE	0- 0	1- 2	9- 4				
5- 2	0- 0	0- 0	HOME	0- 0	0- 1	5- 1				
5- 4	0- 0	0- 0	AWAY	0- 0	1- 1	4- 3				
0- 0	0- 0	0- 0	NEUTRAL	0- 0	0- 0	0- 0				

RPI 1-25					RPI 26-50					RPI 51-100					RPI 101+ Team's RPI: 196				
RPI	S	Opponent	Score		RPI	S	Opponent	Score		RPI	S	Opponent	Score		RPI	S	Opponent	Score	
15	H	BYU	51	68	32	A	Washington	56	69						111	A	North Dakota	62	56
															111	H	North Dakota	78	85
															141	A	Montana St.	71	92
															174	A	Montana	75	84
															175	A	Sacramento St.	64	87
															175	H	Sacramento St.	77	66
															185	A	Northern Colo.	63	65
															185	H	Northern Colo.	82	79
															201	N	Stephen F. Austin	56	46
															204	H	Utah Valley	61	56
															232	A	Idaho St.	61	46
															232	H	Idaho St.	57	58
															235	H	Col. of Charleston	42	50
															237	A	North Texas	45	38
															282	A	Portland	57	55
															291	A	Northern Ariz.	76	56
															291	H	Northern Ariz.	95	88
															302	A	Denver	61	49
															318	A	Portland St.	75	58
															318	H	Portland St.	102	73
															329	A	Southern Utah	69	51
															329	H	Southern Utah	75	56
															337	A	Cal St. Fullerton	60	40
LAST 12 Division I GAMES:																			
174	A	Montana	75	84	111	H	North Dakota	78	85										
141	A	Montana St.	71	92	185	H	Northern Colo.	82	79										
291	H	Northern Ariz.	95	88	329	A	Southern Utah	69	51										
329	H	Southern Utah	75	56	291	A	Northern Ariz.	76	56										
318	A	Portland St.	75	58	232	H	Idaho St.	57	58										
175	A	Sacramento St.	64	87	175	H	Sacramento St.	77	66										

Non-Div I Games: Westminster (UT) 79 46 Bethesda (CA) 86 60

Weber St.

■ Loss,
■ Non-Conf,
■ S Site,
■ H Home
■ A Away
N Neutral

West Virginia

Through Games Of Feb. 27, 2016

Average RPI Win:	155	WON-LOST	WINNING	LAST 10	STRENGTH OF	OPP. STRENGTH	TEAM	ADJ.	CONF.	ADJ CONF.
Average RPI Loss:	28	RECORD	PCT. RANK	GAMES	SCHEDULE	OF SCHEDULE	RPI	RPI	RPI	RPI
DIV. I ONLY	22- 8	61	6- 4	46	49	27	27	3	3	
DIV. I NON-CONF.	11- 2	28	0- 0	182	223	61	61	3	3	
TOTALS	RPI 1-25	RPI 26-50	W-L RECORDS	RPI 51-100	RPI 101-150	RPI 150+				
22- 8	1- 5	5- 2	OVERALL	3- 0	3- 1	10- 0				
13- 2	1- 2	2- 0	HOME	2- 0	2- 0	6- 0				
4- 5	0- 3	1- 1	AWAY	1- 0	1- 1	1- 0				
5- 1	0- 0	2- 1	NEUTRAL	0- 0	0- 0	3- 0				
11- 2	0- 0	2- 1	NON-CONFERENCE	1- 0	0- 1	8- 0				
6- 0	0- 0	0- 0	HOME	1- 0	0- 0	5- 0				
0- 1	0- 0	0- 0	AWAY	0- 0	0- 1	0- 0				
5- 1	0- 0	2- 1	NEUTRAL	0- 0	0- 0	3- 0				
11- 6	1- 5	3- 1	CONFERENCE	2- 0	3- 0	2- 0				
7- 2	1- 2	2- 0	HOME	1- 0	2- 0	1- 0				
4- 4	0- 3	1- 1	AWAY	1- 0	1- 0	1- 0				
0- 0	0- 0	0- 0	NEUTRAL	0- 0	0- 0	0- 0				

RPI 1-25				RPI 26-50				Team's RPI: 27	RPI 51-100				RPI 101+			
RPI	S	Opponent	Score	RPI	S	Opponent	Score		RPI	S	Opponent	Score	RPI	S	Opponent	Score
3	A	Baylor	64 69	34	A	Oklahoma	54 57		83	A	TCU	97 84	104	A	Gonzaga	57 62
3	H	Baylor	61 71	34	H	Oklahoma	63 55		83	H	TCU	83 72	109	H	Iowa St.	57 47
6	A	Texas	50 73	39	N	Indiana	75 64		95	H	Elon	67 57	140	A	Texas Tech	69 42
6	H	Texas	54 65	41	N	James Madison	69 62						140	H	Texas Tech	79 57
25	A	Oklahoma St.	51 63	44	N	Southern California	67 78						157	N	Marshall	66 60
25	H	Oklahoma St.	82 48	45	A	Kansas St.	72 53						162	N	Yale	70 60
				45	H	Kansas St.	64 44						226	A	Kansas	65 45
													226	H	Kansas	72 35
													242	N	Grand Canyon	68 50
													255	H	Coppin St.	96 64
													304	H	Morehead St.	94 56
													314	H	Fairleigh Dickinson	91 42
													321	H	Longwood	74 43
													330	H	Delaware St.	77 34
LAST 12 Division I GAMES:																
25	H	Oklahoma St.	82 48	45	H	Kansas St.	64 44									
83	H	TCU	83 72	140	A	Texas Tech	69 42									
6	A	Texas	50 73	3	H	Baylor	61 71									
34	H	Oklahoma	63 55	34	A	Oklahoma	54 57									
25	A	Oklahoma St.	51 63	83	A	TCU	97 84									
109	H	Iowa St.	57 47	226	H	Kansas	72 35									

Non-Div I Games:

West Virginia

■ Loss,
 ■ Non-Conf,
 ■ S Site,
 ■ H Home
 ■ A Away
 N Neutral

Average RPI Win:	304	WON-LOST	WINNING	LAST 10	STRENGTH OF	OPP. STRENGTH	TEAM	ADJ.	CONF.	ADJ CONF.
Average RPI Loss:	167	RECORD	PCT. RANK	GAMES	SCHEDULE	OF SCHEDULE	RPI	RPI	RPI	RPI
DIV. I ONLY	4- 21	322	3- 7	158	278	301	301	17	17	
DIV. I NON-CONF.	1- 10	330	0- 0	155	345	308	308	15	15	
TOTALS	RPI 1-25	RPI 26-50	W-L RECORDS	RPI 51-100	RPI 101-150	RPI 150+				
4- 21	0- 0	0- 3	OVERALL	0- 1	0- 5	4- 12				
2- 7	0- 0	0- 1	HOME	0- 0	0- 3	2- 3				
1- 14	0- 0	0- 2	AWAY	0- 1	0- 2	1- 9				
1- 0	0- 0	0- 0	NEUTRAL	0- 0	0- 0	1- 0				
1- 10	0- 0	0- 1	NON-CONFERENCE	0- 1	0- 1	1- 7				
0- 2	0- 0	0- 0	HOME	0- 0	0- 1	0- 1				
0- 8	0- 0	0- 1	AWAY	0- 1	0- 0	0- 6				
1- 0	0- 0	0- 0	NEUTRAL	0- 0	0- 0	1- 0				
3- 11	0- 0	0- 2	CONFERENCE	0- 0	0- 4	3- 5				
2- 5	0- 0	0- 1	HOME	0- 0	0- 2	2- 2				
1- 6	0- 0	0- 1	AWAY	0- 0	0- 2	1- 3				
0- 0	0- 0	0- 0	NEUTRAL	0- 0	0- 0	0- 0				

RPI 1-25			RPI 26-50			RPI 51-100			RPI 101+			Team's RPI: 301			
RPI	S	Opponent	Score	RPI	S	Opponent	Score	RPI	S	Opponent	Score				
				47	A	Chattanooga	59 77	54	A	Duke	47 84	107	A	Samford	52 57
				47	H	Chattanooga	51 65					107	H	Samford	42 59
				48	A	North Carolina St.	55 86					110	A	Mercer	42 63
												110	H	Mercer	88 92
												136	H	UNC Asheville	45 67
												159	A	ETSU	62 74
												159	H	ETSU	43 45
												176	A	Davidson	51 64
												188	A	Eastern Ky.	62 91
												205	A	USC Upstate	59 68
												221	A	Furman	56 71
												221	H	Furman	76 83
												263	H	Bethune-Cookman	59 66
												269	A	Campbell	66 73
												286	A	Kennesaw St.	53 65
												294	N	Florida A&M	69 53
												298	A	Charleston So.	59 80
												300	A	Wofford	71 72
												300	H	Wofford	74 72
												310	A	UNCG	84 80
												310	H	UNCG	84 72
LAST 12 Division I GAMES:															
				310	A	UNCG	84 80					110	A	Mercer	42 63
				221	A	Furman	56 71					310	H	UNCG	84 72
				300	A	Wofford	71 72					300	H	Wofford	74 72
				47	H	Chattanooga	51 65					221	H	Furman	76 83
				159	H	ETSU	43 45					159	A	ETSU	62 74
				107	A	Samford	52 57					47	A	Chattanooga	59 77

Non-Div I Games: Anderson (SC) 72 55 Brevard 68 60 Warren Wilson 106 52

Western Caro.

Loss, Non-Conf, S Site, H Home A Away N Neutral

Average RPI Win:	284	WON-LOST	WINNING	LAST 10	STRENGTH OF	OPP. STRENGTH	TEAM	ADJ.	CONF.	ADJ CONF.
Average RPI Loss:	131	RECORD	PCT. RANK	GAMES	SCHEDULE	OF SCHEDULE	RPI	RPI	RPI	RPI
DIV. I ONLY	13- 14	183	4- 6	278	222	230	230	18	18	
DIV. I NON-CONF.	5- 6	180	0- 0	307	258	246	246	19	19	
TOTALS	RPI 1-25	RPI 26-50	W-L RECORDS	RPI 51-100	RPI 101-150	RPI 150+				
13- 14	0- 0	0- 1	OVERALL	0- 5	2- 4	11- 4				
7- 5	0- 0	0- 0	HOME	0- 2	2- 1	5- 2				
5- 8	0- 0	0- 1	AWAY	0- 3	0- 3	5- 1				
1- 1	0- 0	0- 0	NEUTRAL	0- 0	0- 0	1- 1				
5- 6	0- 0	0- 1	NON-CONFERENCE	0- 1	1- 1	4- 3				
2- 2	0- 0	0- 0	HOME	0- 0	1- 0	1- 2				
2- 3	0- 0	0- 1	AWAY	0- 1	0- 1	2- 0				
1- 1	0- 0	0- 0	NEUTRAL	0- 0	0- 0	1- 1				
8- 8	0- 0	0- 0	CONFERENCE	0- 4	1- 3	7- 1				
5- 3	0- 0	0- 0	HOME	0- 2	1- 1	4- 0				
3- 5	0- 0	0- 0	AWAY	0- 2	0- 2	3- 1				
0- 0	0- 0	0- 0	NEUTRAL	0- 0	0- 0	0- 0				

RPI S	Opponent	Score	RPI S	Opponent	Score	RPI S	Opponent	Score	RPI S	Opponent	Score	Team's RPI: 230
45	A Kansas St.	45 84	58	A South Dakota	50 86	111	A North Dakota	67 78				
			58	H South Dakota	77 102	113	A IUPUI	87 96				
			62	A Iowa	81 96	113	H IUPUI	60 68				
			65	A South Dakota St.	63 85	144	A Oral Roberts	55 79				
			65	H South Dakota St.	65 66	144	H Oral Roberts	72 61				
						148	H SIUE	78 74				
						224	H Southeast Mo. St.	84 89				
						234	H Ill.-Chicago	70 78				
						257	A Omaha	66 79				
						257	H Omaha	74 55				
						263	N Bethune-Cookman	75 59				
						287	N Towson	77 83				
						302	A Denver	80 69				
						302	H Denver	63 60				
						315	A IPFW	78 74				
						315	H IPFW	88 87				
						320	A Illinois St.	79 64				
						323	A North Dakota St.	94 82				
						323	H North Dakota St.	100 89				
						339	A Eastern Ill.	92 69				
						340	H Chicago St.	88 50				
LAST 12 Division I GAMES:												
65	H South Dakota St.	65 66	315	H IPFW	88 87							
323	H North Dakota St.	100 89	257	H Omaha	74 55							
144	A Oral Roberts	55 79	58	H South Dakota	77 102							
58	A South Dakota	50 86	65	A South Dakota St.	63 85							
302	A Denver	80 69	323	A North Dakota St.	94 82							
113	A IUPUI	87 96	302	H Denver	63 60							

Non-Div I Games: Ashford 86 58 Central Methodist 108 46

Western Ill.

Average RPI Win: 177	WON-LOST	WINNING	LAST 10	STRENGTH OF	OPP. STRENGTH	TEAM	ADJ.	CONF.	ADJ CONF.
Average RPI Loss: 78	RECORD	PCT. RANK	GAMES	SCHEDULE	OF SCHEDULE	RPI	RPI	RPI	RPI
DIV. I ONLY	21- 5	25	7- 3	135	96	42	42	12	12
DIV. I NON-CONF.	8- 2	51	0- 0	217	91	56	56	10	10
TOTALS	RPI 1-25	RPI 26-50	W-L RECORDS	RPI 51-100	RPI 101-150	RPI 150+			
21- 5	1- 1	0- 0	OVERALL	3- 3	3- 0	14- 1			
12- 1	1- 1	0- 0	HOME	3- 0	1- 0	7- 0			
8- 4	0- 0	0- 0	AWAY	0- 3	2- 0	6- 1			
1- 0	0- 0	0- 0	NEUTRAL	0- 0	0- 0	1- 0			
8- 2	1- 0	0- 0	NON-CONFERENCE	1- 1	1- 0	5- 1			
4- 0	1- 0	0- 0	HOME	1- 0	0- 0	2- 0			
3- 2	0- 0	0- 0	AWAY	0- 1	1- 0	2- 1			
1- 0	0- 0	0- 0	NEUTRAL	0- 0	0- 0	1- 0			
13- 3	0- 1	0- 0	CONFERENCE	2- 2	2- 0	9- 0			
8- 1	0- 1	0- 0	HOME	2- 0	1- 0	5- 0			
5- 2	0- 0	0- 0	AWAY	0- 2	1- 0	4- 0			
0- 0	0- 0	0- 0	NEUTRAL	0- 0	0- 0	0- 0			

RPI 1-25				RPI 26-50				Team's RPI: 42				RPI 51-100				RPI 101+			
RPI	S	Opponent	Score	RPI	S	Opponent	Score	RPI	S	Opponent	Score	RPI	S	Opponent	Score	RPI	S	Opponent	Score
12	H	Louisville	71 69									59	A	Middle Tenn.	75 83	143	A	UT Arlington	73 64
23	H	UTEP	78 85									59	H	Middle Tenn.	62 51	149	A	UAB	63 49
												66	A	Ball St.	60 74	149	H	UAB	64 55
												78	A	Charlotte	72 81	154	A	Old Dominion	85 74
												78	H	Charlotte	77 66	154	H	Old Dominion	68 51
												93	H	Belmont	80 65	157	A	Marshall	80 76
																157	H	Marshall	81 52
																165	A	Ole Miss	53 59
																181	A	Fla. Atlantic	81 62
																187	N	George Mason	84 58
																188	H	Eastern Ky.	76 60
																223	H	Rice	52 49
																235	A	Col. of Charleston	78 44
																237	H	North Texas	65 53
																260	H	UTSA	72 65
																265	H	Austin Peay	88 69
																309	A	FIU	71 69
																332	A	Lipscomb	64 56
LAST 12 Division I GAMES:																			
149	H	UAB	64 55	260	H	UTSA	72 65					59	A	Middle Tenn.	75 83				
59	H	Middle Tenn.	62 51									149	A	UAB	63 49				
78	A	Charlotte	72 81									78	H	Charlotte	77 66				
154	A	Old Dominion	85 74									154	H	Old Dominion	68 51				
157	A	Marshall	80 76									237	H	North Texas	65 53				
23	H	UTEP	78 85																

Non-Div I Games: Alas. Anchorage 62 58

Western Ky.

■ Loss,
■ Non-Conf, S Site,
■ Home
■ Away
N Neutral

Average RPI Win:	243	WON-LOST	WINNING	LAST 10	STRENGTH OF	OPP. STRENGTH	TEAM	ADJ.	CONF.	ADJ CONF.
Average RPI Loss:	84	RECORD	PCT. RANK	GAMES	SCHEDULE	OF SCHEDULE	RPI	RPI	RPI	RPI
DIV. I ONLY	13- 13	166	3- 7	128	148	137	137	11	11	
DIV. I NON-CONF.	6- 4	125	0- 0	145	193	108	108	13	13	
TOTALS	RPI 1-25	RPI 26-50	W-L RECORDS	RPI 51-100	RPI 101-150	RPI 150+				
13- 13	0- 1	0- 2	OVERALL	0- 6	2- 3	11- 1				
6- 4	0- 0	0- 0	HOME	0- 2	1- 1	5- 1				
6- 7	0- 1	0- 1	AWAY	0- 3	1- 2	5- 0				
1- 2	0- 0	0- 1	NEUTRAL	0- 1	0- 0	1- 0				
6- 4	0- 1	0- 1	NON-CONFERENCE	0- 1	0- 1	6- 0				
2- 0	0- 0	0- 0	HOME	0- 0	0- 0	2- 0				
3- 2	0- 1	0- 0	AWAY	0- 0	0- 1	3- 0				
1- 2	0- 0	0- 1	NEUTRAL	0- 1	0- 0	1- 0				
7- 9	0- 0	0- 1	CONFERENCE	0- 5	2- 2	5- 1				
4- 4	0- 0	0- 0	HOME	0- 2	1- 1	3- 1				
3- 5	0- 0	0- 1	AWAY	0- 3	1- 1	2- 0				
0- 0	0- 0	0- 0	NEUTRAL	0- 0	0- 0	0- 0				

RPI 1-25				RPI 26-50				RPI 51-100				RPI 101+ Team's RPI: 137			
RPI	S	Opponent	Score	RPI	S	Opponent	Score	RPI	S	Opponent	Score	RPI	S	Opponent	Score
19	A	Michigan St.	40 78	26	N	Mississippi St.	68 90	61	N	FGCU	42 60	106	A	Toledo	73 80
				43	A	Ohio	63 73	66	A	Ball St.	54 60	106	H	Toledo	68 80
								66	H	Ball St.	53 77	117	A	Northwestern	62 86
								72	A	Central Mich.	51 53	120	A	Buffalo	92 78
								72	H	Central Mich.	61 73	124	H	Akron	69 65
								86	A	Eastern Mich.	66 70	151	H	Detroit	70 66
												177	A	Loyola Chicago	68 45
												189	N	Gardner-Webb	71 44
												252	H	Northern Ill.	70 80
												258	A	Bowling Green	65 49
												258	H	Bowling Green	74 45
												274	H	Miami (OH)	80 66
												305	A	Bradley	72 59
												315	A	IPFW	70 48
												322	A	Kent St.	65 53
												322	H	Kent St.	73 52
												340	H	Chicago St.	65 56
LAST 12 Division I GAMES:															
72	H	Central Mich.	61 73	106	H	Toledo	68 80								
252	H	Northern Ill.	70 80	322	A	Kent St.	65 53								
66	A	Ball St.	54 60	72	A	Central Mich.	51 53								
124	H	Akron	69 65	66	H	Ball St.	53 77								
258	A	Bowling Green	65 49	120	A	Buffalo	92 78								
86	A	Eastern Mich.	66 70	274	H	Miami (OH)	80 66								

Non-Div I Games: Ferris St. 73 41 Wis.-Parkside 56 49

Western Mich.

Loss, Non-Conf, S Site, H Home A Away N Neutral

Average RPI Win:	251	WON-LOST	WINNING	LAST 10	STRENGTH OF	OPP. STRENGTH	TEAM	ADJ.	CONF.	ADJ CONF.
Average RPI Loss:	160	RECORD	PCT. RANK	GAMES	SCHEDULE	OF SCHEDULE	RPI	RPI	RPI	RPI
DIV. I ONLY	7- 20	292	3- 5	194	215	288	288	21	21	
DIV. I NON-CONF.	3- 8	258	1- 0	151	227	258	258	17	17	
TOTALS	RPI 1-25	RPI 26-50	W-L RECORDS	RPI 51-100	RPI 101-150	RPI 150+				
7- 20	0- 0	0- 3	OVERALL	0- 2	1- 6	6- 9				
5- 8	0- 0	0- 2	HOME	0- 1	1- 2	4- 3				
2- 11	0- 0	0- 1	AWAY	0- 1	0- 4	2- 5				
0- 1	0- 0	0- 0	NEUTRAL	0- 0	0- 0	0- 1				
3- 8	0- 0	0- 3	NON-CONFERENCE	0- 0	0- 1	3- 4				
2- 4	0- 0	0- 2	HOME	0- 0	0- 0	2- 2				
1- 3	0- 0	0- 1	AWAY	0- 0	0- 1	1- 1				
0- 1	0- 0	0- 0	NEUTRAL	0- 0	0- 0	0- 1				
4- 12	0- 0	0- 0	CONFERENCE	0- 2	1- 5	3- 5				
3- 4	0- 0	0- 0	HOME	0- 1	1- 2	2- 1				
1- 8	0- 0	0- 0	AWAY	0- 1	0- 3	1- 4				
0- 0	0- 0	0- 0	NEUTRAL	0- 0	0- 0	0- 0				

RPI S	Opponent	Score	RPI S	Opponent	Score	RPI S	Opponent	Score	RPI S	Opponent	Score	Team's RPI: 288
28	H Missouri	37 57	94	A Missouri St.	45 74	105	A Drake	59 81				
31	H Tennessee	51 58	94	H Missouri St.	57 77	105	H Drake	56 87				
40	A Arkansas St.	40 67				108	A UNI	48 69				
						108	H UNI	44 55				
						132	A Southern Ill.	66 80				
						132	H Southern Ill.	57 48				
						142	A Creighton	54 79				
						177	A Loyola Chicago	55 60				
						177	H Loyola Chicago	65 62				
						183	H Eastern Wash.	62 67				
						199	N Richmond	50 63				
						213	A Indiana St.	33 59				
						214	H N.C. A&T	55 53				
						224	H Southeast Mo. St.	62 66				
						272	H Prairie View	64 36				
						277	A Tennessee Tech	48 54				
						305	A Bradley	44 50				
						305	H Bradley	50 55				
						309	A FIU	76 62				
						320	A Illinois St.	49 70				
						328	A Evansville	44 31				
						328	H Evansville	58 50				
LAST 12 Division I GAMES:												
309	A FIU	76 62	108	A UNI	48 69							
94	A Missouri St.	45 74	105	A Drake	59 81							
132	A Southern Ill.	66 80	94	H Missouri St.	57 77							
328	A Evansville	44 31	328	H Evansville	58 50							
177	H Loyola Chicago	65 62	132	H Southern Ill.	57 48							
305	H Bradley	50 55	305	A Bradley	44 50							

Non-Div I Games:

Wichita St.

■ Loss,
■ Non-Conf, S Site,
■ Home
■ Away
N Neutral

Average RPI Win:	244	WON-LOST	WINNING	LAST 10	STRENGTH OF	OPP. STRENGTH	TEAM	ADJ.	CONF.	ADJ CONF.
Average RPI Loss:	136	RECORD	PCT. RANK	GAMES	SCHEDULE	OF SCHEDULE	RPI	RPI	RPI	RPI
DIV. I ONLY	15- 12	140	3- 7	300	169	197	197	13	13	
DIV. I NON-CONF.	9- 2	37	0- 0	337	296	143	143	11	11	
TOTALS	RPI 1-25	RPI 26-50	W-L RECORDS	RPI 51-100	RPI 101-150	RPI 150+				
15- 12	0- 0	1- 1	OVERALL	0- 5	0- 0	14- 6				
9- 4	0- 0	1- 0	HOME	0- 2	0- 0	8- 2				
6- 8	0- 0	0- 0	AWAY	0- 0	0- 0	6- 2				
0- 0	0- 0	0- 0	NEUTRAL	0- 0	0- 0	0- 0				
9- 2	0- 0	0- 0	NON-CONFERENCE	0- 1	0- 0	9- 1				
5- 0	0- 0	0- 0	HOME	0- 0	0- 0	5- 0				
4- 2	0- 0	0- 0	AWAY	0- 1	0- 0	4- 1				
0- 0	0- 0	0- 0	NEUTRAL	0- 0	0- 0	0- 0				
6- 10	0- 0	1- 1	CONFERENCE	0- 4	0- 0	5- 5				
4- 4	0- 0	1- 0	HOME	0- 2	0- 0	3- 2				
2- 6	0- 0	0- 1	AWAY	0- 2	0- 0	2- 3				
0- 0	0- 0	0- 0	NEUTRAL	0- 0	0- 0	0- 0				

RPI S	Opponent	Score	RPI S	Opponent	Score	RPI S	Opponent	Score	RPI S	Opponent	Score	Team's RPI: 197
41	A James Madison	63 83	41	H James Madison	65 59	73	A Hofstra	45 75	154	H Old Dominion	75 64	
						73	H Hofstra	53 61	160	A Northeastern	68 69	
						81	A VCU	47 73	160	H Northeastern	69 62	
						82	H Drexel	50 67	170	A Delaware	63 67	
						95	A Elon	51 73	170	H Delaware	53 69	
									180	H Grambling	74 55	
									199	A Richmond	50 56	
									235	A Col. of Charleston	66 40	
									235	H Col. of Charleston	51 55	
									241	A Loyola Maryland	62 61	
									247	A Clemson	58 41	
									256	A UNCW	44 59	
									256	H UNCW	77 65	
									279	H American	62 51	
									287	A Towson	73 54	
									287	H Towson	78 65	
									300	H Wofford	75 55	
									319	A Mt. St. Mary's	76 74	
									330	A Delaware St.	65 59	
									347	H Norfolk St.	67 47	
LAST 12 Division I GAMES:												
287	H Towson	78 65	95	A Elon	51 73	160	H Northeastern	69 62				
235	A Col. of Charleston	66 40	235	H Col. of Charleston	51 55	170	A Delaware	63 67				
41	A James Madison	63 83	256	H UNCW	77 65	73	A Hofstra	45 75				
170	H Delaware	53 69										
73	H Hofstra	53 61										
256	A UNCW	44 59										

Non-Div I Games:

William & Mary

■ Loss,
 ■ Non-Conf,
 ■ S Site,
 ■ H Home
 ■ A Away
 N Neutral

Average RPI Win:	269	WON-LOST	WINNING	LAST 10	STRENGTH OF	OPP. STRENGTH	TEAM	ADJ.	CONF.	ADJ CONF.
Average RPI Loss:	183	RECORD	PCT. RANK	GAMES	SCHEDULE	OF SCHEDULE	RPI	RPI	RPI	RPI
DIV. I ONLY	4- 23	327	2- 8	190	274	325	325	28	28	
DIV. I NON-CONF.	1- 8	320	0- 0	73	63	261	261	29	29	
TOTALS	RPI 1-25	RPI 26-50	W-L RECORDS	RPI 51-100	RPI 101-150	RPI 150+				
4- 23	0- 1	0- 2	OVERALL	0- 2	0- 4	4- 14				
4- 6	0- 0	0- 0	HOME	0- 0	0- 1	4- 5				
0- 16	0- 1	0- 1	AWAY	0- 2	0- 3	0- 9				
0- 1	0- 0	0- 1	NEUTRAL	0- 0	0- 0	0- 0				
1- 8	0- 1	0- 2	NON-CONFERENCE	0- 2	0- 1	1- 2				
1- 0	0- 0	0- 0	HOME	0- 0	0- 0	1- 0				
0- 7	0- 1	0- 1	AWAY	0- 2	0- 1	0- 2				
0- 1	0- 0	0- 1	NEUTRAL	0- 0	0- 0	0- 0				
3- 15	0- 0	0- 0	CONFERENCE	0- 0	0- 3	3- 12				
3- 6	0- 0	0- 0	HOME	0- 0	0- 1	3- 5				
0- 9	0- 0	0- 0	AWAY	0- 0	0- 2	0- 7				
0- 0	0- 0	0- 0	NEUTRAL	0- 0	0- 0	0- 0				

RPI 1-25				RPI 26-50				RPI 51-100				RPI 101+ Team's RPI: 325			
RPI	S	Opponent	Score	RPI	S	Opponent	Score	RPI	S	Opponent	Score	RPI	S	Opponent	Score
2	A	South Carolina	37 86	34	A	Oklahoma	48 78	54	A	Duke	50 78	118	A	Liberty	61 77
				43	N	Ohio	54 75	60	A	Auburn	33 76	124	A	Akron	59 76
												136	A	UNC Asheville	55 63
												136	H	UNC Asheville	59 67
												189	A	Gardner-Webb	52 70
												189	H	Gardner-Webb	81 62
												200	A	Radford	44 66
												200	H	Radford	38 67
												221	A	Furman	52 71
												228	A	Presbyterian	44 77
												228	H	Presbyterian	48 59
												235	A	Col. of Charleston	63 77
												249	A	High Point	60 80
												249	H	High Point	67 74
												269	A	Campbell	56 69
												269	H	Campbell	50 49
												271	H	Coastal Caro.	52 43
												298	A	Charleston So.	51 54
												298	H	Charleston So.	50 58
												321	A	Longwood	60 67
												321	H	Longwood	60 63
												348	H	N.C. Central	62 39
LAST 12 Division I GAMES:															
				228	A	Presbyterian	44 77					136	H	UNC Asheville	59 67
				200	H	Radford	38 67					298	H	Charleston So.	50 58
				249	A	High Point	60 80					321	A	Longwood	60 67
				269	A	Campbell	56 69					269	H	Campbell	50 49
				271	H	Coastal Caro.	52 43					249	H	High Point	67 74
				189	A	Gardner-Webb	52 70					118	A	Liberty	61 77

Non-Div I Games:

Winthrop

■ Loss,
 ■ Non-Conf, S Site,
 ■ Home
 ■ Away
 N Neutral

Average RPI Win:	135	WON-LOST	WINNING	LAST 10	STRENGTH OF	OPP. STRENGTH	TEAM	ADJ.	CONF.	ADJ CONF.
Average RPI Loss:	72	RECORD	PCT. RANK	GAMES	SCHEDULE	OF SCHEDULE	RPI	RPI	RPI	RPI
DIV. I ONLY	7- 20	292	1- 9	24	21	178	178	4	4	
DIV. I NON-CONF.	4- 6	201	0- 0	77	73	158	158	4	4	
TOTALS	RPI 1-25	RPI 26-50	W-L RECORDS	RPI 51-100	RPI 101-150	RPI 150+				
7- 20	0- 7	1- 1	OVERALL	1- 7	2- 2	3- 3				
5- 9	0- 4	1- 0	HOME	1- 2	1- 2	2- 1				
1- 11	0- 3	0- 1	AWAY	0- 5	1- 0	0- 2				
1- 0	0- 0	0- 0	NEUTRAL	0- 0	0- 0	1- 0				
4- 6	0- 2	0- 0	NON-CONFERENCE	0- 2	1- 1	3- 1				
2- 3	0- 2	0- 0	HOME	0- 0	0- 1	2- 0				
1- 3	0- 0	0- 0	AWAY	0- 2	1- 0	0- 1				
1- 0	0- 0	0- 0	NEUTRAL	0- 0	0- 0	1- 0				
3- 14	0- 5	1- 1	CONFERENCE	1- 5	1- 1	0- 2				
3- 6	0- 2	1- 0	HOME	1- 2	1- 1	0- 1				
0- 8	0- 3	0- 1	AWAY	0- 3	0- 0	0- 1				
0- 0	0- 0	0- 0	NEUTRAL	0- 0	0- 0	0- 0				

RPI	S	Opponent	Score	RPI	S	Opponent	Score	RPI	S	Opponent	Score	RPI	S	Opponent	Score	Team's RPI: 178
5	A	Ohio St.	61 87	39	A	Indiana	57 67	56	A	Rutgers	41 61	105	H	Drake	70 89	
11	A	Maryland	77 83	39	H	Indiana	73 69	57	H	Purdue	64 57	117	H	Northwestern	53 71	
11	H	Maryland	65 90					62	H	Iowa	54 57	125	H	Penn St.	82 62	
19	A	Michigan St.	67 77					64	A	Michigan	65 82	127	A	Wake Forest	64 51	
19	H	Michigan St.	54 77					71	A	Dayton	64 87	161	A	Illinois	65 71	
20	H	Florida	75 91					76	H	Minnesota	77 84	161	H	Illinois	56 76	
21	H	Green Bay	58 72					91	A	Marquette	61 77	170	N	Delaware	54 52	
								92	A	Nebraska	62 75	173	H	Louisiana Tech	79 65	
												246	A	San Diego St.	57 63	
												252	H	Northern Ill.	89 62	
LAST 12 Division I GAMES:																
11	A	Maryland	77 83	5	A	Ohio St.	61 87	19	H	Michigan St.	54 77	92	A	Nebraska	62 75	
117	H	Northwestern	53 71	76	H	Minnesota	77 84	11	H	Maryland	65 90	161	A	Illinois	65 71	
161	H	Illinois	56 76	57	H	Purdue	64 57									
39	A	Indiana	57 67													
64	A	Michigan	65 82													
57	H	Purdue	64 57													

Non-Div I Games:

Wisconsin

■ Loss,
 ■ Non-Conf, S Site,
 ■ Home
 ■ Away
 N Neutral

[illegible]

Non-Div I Games:	Montreat	83	48	Bluefield Col.	69	58
------------------	----------	----	----	----------------	----	----

Page 348

W
o
f
f
o
r
d

Average RPI Win:	223	WON-LOST	WINNING	LAST 10	STRENGTH OF	OPP. STRENGTH	TEAM	ADJ.	CONF.	ADJ CONF.
Average RPI Loss:	82	RECORD	PCT. RANK	GAMES	SCHEDULE	OF SCHEDULE	RPI	RPI	RPI	RPI
DIV. I ONLY	18- 9	77	5- 5	166	125	103	103	14	14	
DIV. I NON-CONF.	8- 3	77	0- 0	274	88	132	132	16	16	
TOTALS	RPI 1-25	RPI 26-50	W-L RECORDS	RPI 51-100	RPI 101-150	RPI 150+				
18- 9	0- 3	1- 1	OVERALL	0- 1	2- 3	15- 1				
8- 4	0- 2	0- 0	HOME	0- 0	1- 1	7- 1				
8- 4	0- 1	0- 1	AWAY	0- 0	1- 2	7- 0				
2- 1	0- 0	1- 0	NEUTRAL	0- 1	0- 0	1- 0				
8- 3	0- 1	1- 1	NON-CONFERENCE	0- 1	0- 0	7- 0				
4- 1	0- 1	0- 0	HOME	0- 0	0- 0	4- 0				
2- 1	0- 0	0- 1	AWAY	0- 0	0- 0	2- 0				
2- 1	0- 0	1- 0	NEUTRAL	0- 1	0- 0	1- 0				
10- 6	0- 2	0- 0	CONFERENCE	0- 0	2- 3	8- 1				
4- 3	0- 1	0- 0	HOME	0- 0	1- 1	3- 1				
6- 3	0- 1	0- 0	AWAY	0- 0	1- 2	5- 0				
0- 0	0- 0	0- 0	NEUTRAL	0- 0	0- 0	0- 0				

RPI 1-25				RPI 26-50				RPI 51-100				RPI 101+ Team's RPI: 103			
RPI	S	Opponent	Score	RPI	S	Opponent	Score	RPI	S	Opponent	Score	RPI	S	Opponent	Score
21	A	Green Bay	55 70	35	A	Miami (FL)	67 80	62	N	Iowa	77 83	128	A	Youngstown St.	69 72
21	H	Green Bay	58 63	37	N	George Washington	77 71					138	A	Northern Ky.	76 65
22	H	Georgia	57 63									138	H	Northern Ky.	66 61
												150	A	Milwaukee	57 68
												150	H	Milwaukee	60 82
												151	A	Detroit	89 71
												151	H	Detroit	93 95
												188	A	Eastern Ky.	71 69
												195	H	Butler	66 53
												217	A	Oakland	77 72
												217	H	Oakland	79 63
												234	A	Ill.-Chicago	80 72
												234	H	Ill.-Chicago	73 62
												244	A	Valparaiso	65 54
												244	H	Valparaiso	80 63
												265	H	Austin Peay	77 56
												273	A	Cleveland St.	93 65
												281	N	Houston	75 61
												306	H	Southeastern La.	106 72
												322	A	Kent St.	73 68
												332	H	Lipscomb	92 65
LAST 12 Division I GAMES:															
150	A	Milwaukee	57 68	244	A	Valparaiso	65 54								
21	A	Green Bay	55 70	273	A	Cleveland St.	93 65								
151	H	Detroit	93 95	128	A	Youngstown St.	69 72								
217	H	Oakland	79 63	21	H	Green Bay	58 63								
138	A	Northern Ky.	76 65	150	H	Milwaukee	60 82								
234	A	Ill.-Chicago	80 72	217	A	Oakland	77 72								

Non-Div I Games: Mt. St. Joseph 117 26 Cincinnati Christian 107 44

Wright St.

Loss, Non-Conf, S Site, H Home A Away N Neutral

Wyoming

Through Games Of Feb. 27, 2016

Average RPI Win: 245	WON-LOST	WINNING	LAST 10	STRENGTH OF	OPP. STRENGTH	TEAM	ADJ.	CONF.	ADJ CONF.
Average RPI Loss: 158	RECORD	PCT. RANK	GAMES	SCHEDULE	OF SCHEDULE	RPI	RPI	RPI	RPI
DIV. I ONLY	12- 14	198	3- 7	237	240	238	238	19	19
DIV. I NON-CONF.	6- 3	99	0- 0	199	281	126	126	20	20
TOTALS	RPI 1-25	RPI 26-50	W-L RECORDS	RPI 51-100	RPI 101-150	RPI 150+			
12- 14	0- 0	0- 2	OVERALL	0- 1	1- 4	11- 7			
9- 5	0- 0	0- 1	HOME	0- 1	1- 1	8- 2			
3- 9	0- 0	0- 1	AWAY	0- 0	0- 3	3- 5			
0- 0	0- 0	0- 0	NEUTRAL	0- 0	0- 0	0- 0			
6- 3	0- 0	0- 0	NON-CONFERENCE	0- 1	1- 2	5- 0			
4- 1	0- 0	0- 0	HOME	0- 1	1- 0	3- 0			
2- 2	0- 0	0- 0	AWAY	0- 0	0- 2	2- 0			
0- 0	0- 0	0- 0	NEUTRAL	0- 0	0- 0	0- 0			
6- 11	0- 0	0- 2	CONFERENCE	0- 0	0- 2	6- 7			
5- 4	0- 0	0- 1	HOME	0- 0	0- 1	5- 2			
1- 7	0- 0	0- 1	AWAY	0- 0	0- 1	1- 5			
0- 0	0- 0	0- 0	NEUTRAL	0- 0	0- 0	0- 0			

RPI 1-25				RPI 26-50				RPI 51-100				RPI 101+				Team's RPI: 238	
RPI	S	Opponent	Score	RPI	S	Opponent	Score	RPI	S	Opponent	Score	RPI	S	Opponent	Score		
				46	A	Colorado St.	42 63	52	H	St. Mary's (CA)	64 70	104	A	Gonzaga	57 61		
				46	H	Colorado St.	57 62					126	A	Fresno St.	52 64		
												126	H	Fresno St.	42 49		
												139	A	Idaho	57 61		
												141	H	Montana St.	75 69		
												152	A	Boise St.	49 58		
												152	H	Boise St.	82 58		
												174	H	Montana	68 61		
												182	H	New Mexico	66 48		
												186	H	Colorado	77 68		
												194	H	San Jose St.	66 67		
												203	A	UNLV	37 66		
												203	H	UNLV	80 57		
												218	A	Utah St.	75 84		
												246	A	San Diego St.	40 53		
												246	H	San Diego St.	77 84		
												266	H	UC Santa Barbara	76 67		
												302	A	Denver	75 64		
												316	A	Nevada	65 68		
												316	H	Nevada	68 53		
LAST 12 Division I GAMES:																	
				203	H	UNLV	80 57	343	H	Air Force	84 56	337	A	Cal St. Fullerton	61 56		
				246	A	San Diego St.	40 53	46	A	Colorado St.	42 63	343	A	Air Force	67 45		
				46	H	Colorado St.	57 62	126	H	Fresno St.	42 49	343	H	Air Force	84 56		
				126	A	Fresno St.	52 64	152	A	Boise St.	49 58						
				152	H	Boise St.	82 58	316	A	Nevada	65 68						
				218	A	Utah St.	75 84	182	H	New Mexico	66 48						

Non-Div I Games: Chadron St. 81 53

Wyoming

■ Loss,
 ■ Non-Conf,
 ■ S Site,
 ■ Home
 ■ A Away
 N Neutral

Average RPI Win:	221	WON-LOST	WINNING	LAST 10	STRENGTH OF	OPP. STRENGTH	TEAM	ADJ.	CONF.	ADJ CONF.
Average RPI Loss:	54	RECORD	PCT. RANK	GAMES	SCHEDULE	OF SCHEDULE	RPI	RPI	RPI	RPI
DIV. I ONLY	17- 11	109	3- 7	213	77	153	153	6	6	
DIV. I NON-CONF.	9- 2	37	0- 0	335	229	186	186	6	6	
TOTALS	RPI 1-25	RPI 26-50	W-L RECORDS	RPI 51-100	RPI 101-150	RPI 150+				
17- 11	0- 2	1- 5	OVERALL	2- 3	1- 1	13- 0				
15- 4	0- 1	1- 2	HOME	2- 1	1- 0	11- 0				
2- 7	0- 0	0- 0	AWAY	0- 0	0- 0	2- 0				
0- 0	0- 0	0- 0	NEUTRAL	0- 0	0- 0	0- 0				
9- 2	0- 0	0- 0	NON-CONFERENCE	0- 2	0- 0	9- 0				
9- 1	0- 0	0- 0	HOME	0- 1	0- 0	9- 0				
0- 1	0- 0	0- 0	AWAY	0- 1	0- 0	0- 0				
0- 0	0- 0	0- 0	NEUTRAL	0- 0	0- 0	0- 0				
8- 9	0- 2	1- 5	CONFERENCE	2- 1	1- 1	4- 0				
6- 3	0- 1	1- 2	HOME	2- 0	1- 0	2- 0				
2- 6	0- 1	0- 3	AWAY	0- 1	0- 1	2- 0				
0- 0	0- 0	0- 0	NEUTRAL	0- 0	0- 0	0- 0				

RPI 1-25				RPI 26-50				RPI 51-100				RPI 101+ Team's RPI: 153			
RPI	S	Opponent	Score	RPI	S	Opponent	Score	RPI	S	Opponent	Score	RPI	S	Opponent	Score
18	A	DePaul	52 82	29	A	Seton Hall	66 82	59	H	Middle Tenn.	53 62	142	A	Creighton	47 74
18	H	DePaul	53 70	29	H	Seton Hall	67 72	64	A	Michigan	54 92	142	H	Creighton	57 55
				49	A	Villanova	55 58	91	A	Marquette	69 74	195	A	Butler	73 63
				49	H	Villanova	74 67	91	H	Marquette	71 66	195	H	Butler	55 47
				50	A	St. John's (NY)	41 57	98	H	Georgetown	59 54	200	H	Radford	63 56
				50	H	St. John's (NY)	56 69					220	H	Cincinnati	65 56
												229	H	Binghamton	64 55
												264	A	Providence	62 54
												264	H	Providence	72 47
												277	H	Tennessee Tech	64 47
												285	H	UMES	61 56
												286	H	Kennesaw St.	62 59
												306	H	Southeastern La.	67 27
												328	H	Evansville	65 57
												333	H	Howard	70 47
LAST 12 Division I GAMES:															
49	A	Villanova	55 58	264	H	Providence	72 47								
29	H	Seton Hall	67 72	195	H	Butler	55 47								
50	H	St. John's (NY)	56 69	50	A	St. John's (NY)	41 57								
91	A	Marquette	69 74	29	A	Seton Hall	66 82								
18	A	DePaul	52 82	18	H	DePaul	53 70								
142	H	Creighton	57 55	91	H	Marquette	71 66								

Non-Div I Games:

Xavier

Average RPI Win:	239	WON-LOST	WINNING	LAST 10	STRENGTH OF	OPP. STRENGTH	TEAM	ADJ.	CONF.	ADJ CONF.
Average RPI Loss:	89	RECORD	PCT. RANK	GAMES	SCHEDULE	OF SCHEDULE	RPI	RPI	RPI	RPI
DIV. I ONLY	11- 17	232	1- 9	64	168	162	162	10	10	
DIV. I NON-CONF.	8- 8	160	0- 0	101	191	144	144	12	12	
TOTALS	RPI 1-25	RPI 26-50	W-L RECORDS	RPI 51-100	RPI 101-150	RPI 150+				
11- 17	0- 0	0- 7	OVERALL	0- 5	2- 2	9- 3				
7- 5	0- 0	0- 2	HOME	0- 2	1- 0	6- 1				
2- 11	0- 0	0- 4	AWAY	0- 3	0- 2	2- 2				
2- 1	0- 0	0- 1	NEUTRAL	0- 0	1- 0	1- 0				
8- 8	0- 0	0- 3	NON-CONFERENCE	0- 3	2- 2	6- 0				
6- 1	0- 0	0- 0	HOME	0- 1	1- 0	5- 0				
0- 6	0- 0	0- 2	AWAY	0- 2	0- 2	0- 0				
2- 1	0- 0	0- 1	NEUTRAL	0- 0	1- 0	1- 0				
3- 9	0- 0	0- 4	CONFERENCE	0- 2	0- 0	3- 3				
1- 4	0- 0	0- 2	HOME	0- 1	0- 0	1- 1				
2- 5	0- 0	0- 2	AWAY	0- 1	0- 0	2- 2				
0- 0	0- 0	0- 0	NEUTRAL	0- 0	0- 0	0- 0				

RPI S	Opponent	Score	RPI S	Opponent	Score	RPI S	Opponent	Score	RPI S	Opponent	Score	Team's RPI: 162
27	N West Virginia	60 70	53	A Albany (NY)	70 74	115	N Iona	63 48				
33	A Princeton	50 65	67	H Army West Point	61 65	116	A Boston College	60 73				
33	H Princeton	81 94	71	A Dayton	75 81	130	A North Carolina	63 70				
36	A Penn	49 68	100	A Harvard	63 65	146	H Stony Brook	62 57				
36	H Penn	59 77	100	H Harvard	69 72	158	A Cornell	63 74				
39	A Indiana	60 76				215	A Brown	48 39				
50	A St. John's (NY)	56 69				215	H Brown	81 54				
LAST 12 Division I GAMES:												
233	A Dartmouth	65 62	158	A Cornell	63 74	225	H Manhattan	62 36				
100	A Harvard	63 65	236	A Columbia	71 77	233	A Dartmouth	65 62				
36	H Penn	59 77	33	A Princeton	50 65	233	H Dartmouth	63 68				
33	H Princeton	81 94	36	A Penn	49 68	236	A Columbia	71 77				
100	H Harvard	69 72	215	A Brown	48 39	250	H Holy Cross	69 59				
233	H Dartmouth	63 68	215	H Brown	81 54	254	H New Hampshire	63 46				
						314	N Fairleigh Dickinson	77 58				
						320	H Illinois St.	60 47				
						342	H Wagner	78 60				

Non-Div I Games: Albertus Magnus 67 34

Yale

Average RPI Win:	203	WON-LOST	WINNING	LAST 10	STRENGTH OF	OPP. STRENGTH	TEAM	ADJ.	CONF.	ADJ CONF.
Average RPI Loss:	152	RECORD	PCT. RANK	GAMES	SCHEDULE	OF SCHEDULE	RPI	RPI	RPI	RPI
DIV. I ONLY	15- 9	103	5- 5	178	177	128	128	14	14	
DIV. I NON-CONF.	7- 2	57	0- 0	254	271	101	101	16	16	
TOTALS	RPI 1-25	RPI 26-50	W-L RECORDS	RPI 51-100	RPI 101-150	RPI 150+				
15- 9	0- 2	0- 0	OVERALL	1- 0	3- 3	11- 4				
9- 4	0- 1	0- 0	HOME	0- 0	2- 1	7- 2				
6- 5	0- 1	0- 0	AWAY	1- 0	1- 2	4- 2				
0- 0	0- 0	0- 0	NEUTRAL	0- 0	0- 0	0- 0				
7- 2	0- 0	0- 0	NON-CONFERENCE	1- 0	0- 2	6- 0				
5- 0	0- 0	0- 0	HOME	0- 0	0- 0	5- 0				
2- 2	0- 0	0- 0	AWAY	1- 0	0- 2	1- 0				
0- 0	0- 0	0- 0	NEUTRAL	0- 0	0- 0	0- 0				
8- 7	0- 2	0- 0	CONFERENCE	0- 0	3- 1	5- 4				
4- 4	0- 1	0- 0	HOME	0- 0	2- 1	2- 2				
4- 3	0- 1	0- 0	AWAY	0- 0	1- 0	3- 2				
0- 0	0- 0	0- 0	NEUTRAL	0- 0	0- 0	0- 0				

RPI 1-25				RPI 26-50				RPI 51-100				RPI 101+ Team's RPI: 128			
RPI	S	Opponent	Score	RPI	S	Opponent	Score	RPI	S	Opponent	Score	RPI	S	Opponent	Score
21	A	Green Bay	35 69					85	A	Bucknell	55 47	103	H	Wright St.	72 69
21	H	Green Bay	60 68									124	A	Akron	49 74
												125	A	Penn St.	51 68
												138	H	Northern Ky.	77 88
												150	A	Milwaukee	70 62
												150	H	Milwaukee	69 67
												151	A	Detroit	72 70
												151	H	Detroit	68 69
												200	H	Radford	54 53
												208	H	Canisius	53 51
												212	H	Robert Morris	55 46
												217	A	Oakland	96 77
												217	H	Oakland	67 63
												234	A	Ill.-Chicago	69 64
												244	A	Valparaiso	60 65
												244	H	Valparaiso	87 66
												251	H	Tennessee St.	69 58
												273	A	Cleveland St.	68 75
												273	H	Cleveland St.	43 53
												299	A	Niagara	71 54
												322	H	Kent St.	91 61
LAST 12 Division I GAMES:															
244	H	Valparaiso	87 66	138	H	Northern Ky.	77 88								
273	H	Cleveland St.	43 53	103	H	Wright St.	72 69								
150	A	Milwaukee	70 62	244	A	Valparaiso	60 65								
21	A	Green Bay	35 69	234	A	Ill.-Chicago	69 64								
151	H	Detroit	68 69	273	A	Cleveland St.	68 75								
217	H	Oakland	67 63	21	H	Green Bay	60 68								

Non-Div I Games: Lake Erie 89 61 Salem Int'l 80 40

Youngstown St.

Loss, Non-Conf, S Site, H Home A Away N Neutral