

Average RPI Win:	228	WON-LOST	WINNING	LAST 10	STRENGTH OF	OPP. STRENGTH	TEAM	ADJ.	CONF.	ADJ CONF.
Average RPI Loss:	159	RECORD	PCT. RANK	GAMES	SCHEDULE	OF SCHEDULE	RPI	RPI	RPI	RPI
DIV. I ONLY	19- 3	15	9- 1	274	238	66	66	28	28	
DIV. I NON-CONF.	5- 2	86	0- 0	76	179	31	31	26	26	
TOTALS	RPI 1-25	RPI 26-50	W-L RECORDS	RPI 51-100	RPI 101-150	RPI 150+				
19- 3	0- 0	0- 1	OVERALL	1- 0	3- 1	15- 1				
7- 0	0- 0	0- 0	HOME	0- 0	1- 0	6- 0				
10- 3	0- 0	0- 1	AWAY	0- 0	2- 1	8- 1				
2- 0	0- 0	0- 0	NEUTRAL	1- 0	0- 0	1- 0				
5- 2	0- 0	0- 1	NON-CONFERENCE	1- 0	1- 1	3- 0				
1- 0	0- 0	0- 0	HOME	0- 0	0- 0	1- 0				
2- 2	0- 0	0- 1	AWAY	0- 0	1- 1	1- 0				
2- 0	0- 0	0- 0	NEUTRAL	1- 0	0- 0	1- 0				
14- 1	0- 0	0- 0	CONFERENCE	0- 0	2- 0	12- 1				
6- 0	0- 0	0- 0	HOME	0- 0	1- 0	5- 0				
8- 1	0- 0	0- 0	AWAY	0- 0	1- 0	7- 1				
0- 0	0- 0	0- 0	NEUTRAL	0- 0	0- 0	0- 0				

RPI 1-25			RPI 26-50			RPI 51-100			Team's RPI: 66	RPI 101+		
RPI	S	Opponent	Score	RPI	S	Opponent	Score	RPI	S	Opponent	Score	
				47	A	Kansas St.	45 76	85	N	Eastern Mich.	83 59	
										110	A	Central Ark. 61 49
										128	H	Northwestern St. 67 46
										137	A	Idaho 71 59
										142	A	Texas Tech 65 71
										157	H	McNeese St. 79 62
										200	A	Eastern Wash. 72 60
										211	A	Stephen F. Austin 85 70
										226	N	Grand Canyon 75 71
										231	A	Sam Houston St. 87 76
										231	H	Sam Houston St. 67 55
										244	A	Houston Baptist 76 55
										244	H	Houston Baptist 77 60
										264	H	UTSA 79 60
										287	A	Lamar 54 63
										287	H	Lamar 90 62
										307	A	Southeastern La. 88 72
										307	H	Southeastern La. 72 70
										312	A	A&M-Corpus Christi 71 65
										319	A	Nicholls St. 71 68
										332	A	Incarinate Word 86 71
LAST 12 Division I GAMES:												
244	A	Houston Baptist	76 55	287	H	Lamar	90 62					
307	H	Southeastern La.	72 70	244	H	Houston Baptist	77 60					
312	A	A&M-Corpus Christi	71 65	332	A	Incarinate Word	86 71					
231	H	Sam Houston St.	67 55	231	A	Sam Houston St.	87 76					
307	A	Southeastern La.	88 72	211	A	Stephen F. Austin	85 70					
287	A	Lamar	54 63	157	H	McNeese St.	79 62					

Non-Div I Games: Southwest (NM) 91 39 Schreiner 79 51 Wayland Baptist 96 71 Missouri Valley 96 35

Abilene Christian

Loss, Non-Conf, S Site, H Home A Away N Neutral

Average RPI Win:	325	WON-LOST	WINNING	LAST 10	STRENGTH OF	OPP. STRENGTH	TEAM	ADJ.	CONF.	ADJ CONF.
Average RPI Loss:	187	RECORD	PCT. RANK	GAMES	SCHEDULE	OF SCHEDULE	RPI	RPI	RPI	RPI
DIV. I ONLY	1- 26	349	1- 9	243	221	343	343	19	19	
DIV. I NON-CONF.	0- 11	338	0- 0	224	235	340	340	20	20	
TOTALS	RPI 1-25	RPI 26-50	W-L RECORDS	RPI 51-100	RPI 101-150	RPI 150+				
1- 26	0- 0	0- 1	OVERALL	0- 3	0- 4	1- 18				
1- 10	0- 0	0- 0	HOME	0- 1	0- 1	1- 8				
0- 16	0- 0	0- 1	AWAY	0- 2	0- 3	0- 10				
0- 0	0- 0	0- 0	NEUTRAL	0- 0	0- 0	0- 0				
0- 11	0- 0	0- 0	NON-CONFERENCE	0- 3	0- 1	0- 7				
0- 3	0- 0	0- 0	HOME	0- 1	0- 0	0- 2				
0- 8	0- 0	0- 0	AWAY	0- 2	0- 1	0- 5				
0- 0	0- 0	0- 0	NEUTRAL	0- 0	0- 0	0- 0				
1- 15	0- 0	0- 1	CONFERENCE	0- 0	0- 3	1- 11				
1- 7	0- 0	0- 0	HOME	0- 0	0- 1	1- 6				
0- 8	0- 0	0- 1	AWAY	0- 0	0- 2	0- 5				
0- 0	0- 0	0- 0	NEUTRAL	0- 0	0- 0	0- 0				

RPI S	Opponent	Score	RPI S	Opponent	Score	RPI S	Opponent	Score	RPI S	Opponent	Score	Team's RPI: 343
			39 A	Colorado St.	47 71	64 A	Santa Clara	34 68	107 A	Gonzaga	35 88	
						83 A	Vanderbilt	29 86	134 A	Fresno St.	46 70	
						85 H	Eastern Mich.	59 72	134 H	Fresno St.	48 63	
									150 A	Boise St.	48 61	
									178 A	New Mexico	36 58	
									178 H	New Mexico	33 63	
									183 A	George Mason	52 69	
									187 A	UC Davis	40 66	
									195 A	San Jose St.	60 81	
									195 H	San Jose St.	49 72	
									200 A	Eastern Wash.	44 65	
									201 A	UNLV	51 62	
									201 H	UNLV	56 60	
									208 H	Utah St.	53 66	
									226 H	Grand Canyon	39 73	
									233 A	Navy	46 64	
									247 A	Wyoming	56 84	
									247 H	Wyoming	45 67	
									248 H	San Diego St.	66 69	
									297 H	Denver	48 57	
									325 A	Nevada	57 68	
									325 H	Nevada	59 53	
									329 A	Southern Utah	56 75	
LAST 12 Division I GAMES:												
134 H	Fresno St.	48 63	247 A	Wyoming	56 84							
178 A	New Mexico	36 58	195 H	San Jose St.	49 72							
201 A	UNLV	51 62	178 H	New Mexico	33 63							
248 H	San Diego St.	66 69	134 A	Fresno St.	46 70							
325 H	Nevada	59 53	39 A	Colorado St.	47 71							
150 A	Boise St.	48 61	201 H	UNLV	56 60							

Non-Div I Games:

Air Force

■ Loss,
■ Non-Conf,
■ S Site,
■ H Home
■ A Away
N Neutral

Average RPI Win: 202	WON-LOST	WINNING	LAST 10	STRENGTH OF	OPP. STRENGTH	TEAM	ADJ.	CONF.	ADJ CONF.
Average RPI Loss: 107	RECORD	PCT. RANK	GAMES	SCHEDULE	OF SCHEDULE	RPI	RPI	RPI	RPI
DIV. I ONLY	13- 12	159	5- 5	90	129	123	123	11	11
DIV. I NON-CONF.	5- 5	160	0- 0	190	116	167	167	13	13
TOTALS	RPI 1-25	RPI 26-50	W-L RECORDS	RPI 51-100	RPI 101-150	RPI 150+			
13- 12	0- 0	0- 2	OVERALL	2- 5	4- 2	7- 3			
7- 4	0- 0	0- 1	HOME	1- 2	2- 0	4- 1			
6- 6	0- 0	0- 1	AWAY	1- 3	2- 1	3- 1			
0- 2	0- 0	0- 0	NEUTRAL	0- 0	0- 1	0- 1			
5- 5	0- 0	0- 0	NON-CONFERENCE	0- 2	2- 1	3- 2			
3- 1	0- 0	0- 0	HOME	0- 1	1- 0	2- 0			
2- 2	0- 0	0- 0	AWAY	0- 1	1- 0	1- 1			
0- 2	0- 0	0- 0	NEUTRAL	0- 0	0- 1	0- 1			
8- 7	0- 0	0- 2	CONFERENCE	2- 3	2- 1	4- 1			
4- 3	0- 0	0- 1	HOME	1- 1	1- 0	2- 1			
4- 4	0- 0	0- 1	AWAY	1- 2	1- 1	2- 0			
0- 0	0- 0	0- 0	NEUTRAL	0- 0	0- 0	0- 0			

RPI S	Opponent	Score	RPI S	Opponent	Score	RPI S	Opponent	Score	RPI S	Opponent	Score	Team's RPI: 123
35	A Ohio	55	75	67	H FGCU	64	82	105	N UNI	51	59	
35	H Ohio	73	101	73	A Ball St.	71	78	108	H Toledo	81	71	
				75	A Central Mich.	60	81	131	H Youngstown St.	74	49	
				75	H Central Mich.	77	97	133	A Western Mich.	65	69	
				78	A San Diego	65	86	138	A Buffalo	69	61	
				85	A Eastern Mich.	68	65	139	A Northern Ky.	77	75	
				85	H Eastern Mich.	75	72	176	N Northern Colo.	65	78	
								188	A Fla. Atlantic	77	91	
								239	A Valparaiso	85	74	
								249	H Northern Ill.	58	65	
								260	A Bowling Green	71	55	
								267	A Miami (OH)	65	62	
								267	H Miami (OH)	77	65	
								270	H UCF	74	54	
								318	H Kent St.	78	66	
								320	H Winthrop	76	59	
LAST 12 Division I GAMES:												
267	A Miami (OH)	65	62	85	H Eastern Mich.	75	72					
35	H Ohio	73	101	35	A Ohio	55	75					
318	H Kent St.	78	66	75	A Central Mich.	60	81					
133	A Western Mich.	65	69	108	H Toledo	81	71					
267	H Miami (OH)	77	65	138	A Buffalo	69	61					
73	A Ball St.	71	78	260	A Bowling Green	71	55					

Non-Div I Games: Rochester College 103 37

Akron

■ Loss,
 ■ Non-Conf, S Site,
 ■ Home
 ■ Away
 N Neutral

Alabama

Through Games Of Feb. 24, 2016

Average RPI Win:	218	WON-LOST	WINNING	LAST 10	STRENGTH OF	OPP. STRENGTH	TEAM	ADJ.	CONF.	ADJ CONF.
Average RPI Loss:	52	RECORD	PCT. RANK	GAMES	SCHEDULE	OF SCHEDULE	RPI	RPI	RPI	RPI
DIV. I ONLY	14- 13	166	2- 8	137	68	156	156	2	2	
DIV. I NON-CONF.	11- 2	28	0- 0	317	307	125	125	2	2	
TOTALS	RPI 1-25	RPI 26-50	W-L RECORDS	RPI 51-100	RPI 101-150	RPI 150+				
14- 13	1- 5	0- 1	OVERALL	2- 6	1- 1	10- 0				
12- 4	1- 2	0- 0	HOME	1- 2	1- 0	9- 0				
0- 9	0- 3	0- 1	AWAY	0- 4	0- 1	0- 0				
2- 0	0- 0	0- 0	NEUTRAL	1- 0	0- 0	1- 0				
11- 2	0- 0	0- 0	NON-CONFERENCE	2- 2	0- 0	9- 0				
9- 0	0- 0	0- 0	HOME	1- 0	0- 0	8- 0				
0- 2	0- 0	0- 0	AWAY	0- 2	0- 0	0- 0				
2- 0	0- 0	0- 0	NEUTRAL	1- 0	0- 0	1- 0				
3- 11	1- 5	0- 1	CONFERENCE	0- 4	1- 1	1- 0				
3- 4	1- 2	0- 0	HOME	0- 2	1- 0	1- 0				
0- 7	0- 3	0- 1	AWAY	0- 2	0- 1	0- 0				
0- 0	0- 0	0- 0	NEUTRAL	0- 0	0- 0	0- 0				

RPI 1-25				RPI 26-50				RPI 51-100				RPI 101+ Team's RPI: 156			
RPI	S	Opponent	Score	RPI	S	Opponent	Score	RPI	S	Opponent	Score	RPI	S	Opponent	Score
2	H	South Carolina	46 66	28	A	Missouri	52 63	56	A	Auburn	59 72	121	H	LSU	62 45
13	H	Texas A&M	56 59					56	H	Auburn	55 59	132	A	Arkansas	67 69
14	A	Kentucky	48 73					68	N	Middle Tenn.	64 46	168	H	Ole Miss	48 37
18	H	Georgia	64 50					77	A	Georgia Tech	58 70	179	H	Grambling	72 57
19	A	Florida	72 80					83	A	Vanderbilt	52 67	206	N	Utah Valley	67 60
23	A	Tennessee	42 70					83	H	Vanderbilt	48 54	265	H	Georgia St.	72 56
								91	A	UT Martin	65 83	275	H	Appalachian St.	93 59
								95	H	Georgetown	78 66	311	H	Alcorn	97 50
												326	H	North Florida	69 47
												331	H	Lipscomb	68 49
												346	H	Alabama A&M	96 44
												348	H	Mississippi Val.	98 35
LAST 12 Division I GAMES:															
2	H	South Carolina	46 66	13	H	Texas A&M	56 59								
132	A	Arkansas	67 69	83	A	Vanderbilt	52 67								
28	A	Missouri	52 63	19	A	Florida	72 80								
56	H	Auburn	55 59	18	H	Georgia	64 50								
168	H	Ole Miss	48 37	56	A	Auburn	59 72								
23	A	Tennessee	42 70	83	H	Vanderbilt	48 54								

Non-Div I Games:

Alabama

■ Loss,
 ■ Non-Conf, S Site,
 ■ Home
 ■ Away
 N Neutral

Average RPI Win:	346	WON-LOST	WINNING	LAST 10	STRENGTH OF	OPP. STRENGTH	TEAM	ADJ.	CONF.	ADJ CONF.
Average RPI Loss:	219	RECORD	PCT. RANK	GAMES	SCHEDULE	OF SCHEDULE	RPI	RPI	RPI	RPI
DIV. I ONLY	3- 20	335	1- 9	328	346	346	346	32	32	
DIV. I NON-CONF.	0- 9	338	0- 0	177	274	334	334	31	31	
TOTALS	RPI 1-25	RPI 26-50	W-L RECORDS	RPI 51-100	RPI 101-150	RPI 150+				
3- 20	0- 0	0- 0	OVERALL	0- 2	0- 1	3- 17				
2- 10	0- 0	0- 0	HOME	0- 2	0- 1	2- 7				
1- 10	0- 0	0- 0	AWAY	0- 0	0- 0	1- 10				
0- 0	0- 0	0- 0	NEUTRAL	0- 0	0- 0	0- 0				
0- 9	0- 0	0- 0	NON-CONFERENCE	0- 2	0- 1	0- 6				
0- 5	0- 0	0- 0	HOME	0- 2	0- 1	0- 2				
0- 4	0- 0	0- 0	AWAY	0- 0	0- 0	0- 4				
0- 0	0- 0	0- 0	NEUTRAL	0- 0	0- 0	0- 0				
3- 11	0- 0	0- 0	CONFERENCE	0- 0	0- 0	3- 11				
2- 5	0- 0	0- 0	HOME	0- 0	0- 0	2- 5				
1- 6	0- 0	0- 0	AWAY	0- 0	0- 0	1- 6				
0- 0	0- 0	0- 0	NEUTRAL	0- 0	0- 0	0- 0				

RPI 1-25			RPI 26-50			RPI 51-100			RPI 101+			Team's RPI: 346			
RPI	S	Opponent	Score	RPI	S	Opponent	Score	RPI	S	Opponent	Score	RPI	S	Opponent	Score
								55	H	Saint Louis	60 91	109	H	Samford	30 54
								92	H	Belmont	28 78	155	A	Marshall	45 81
												156	A	Alabama	44 96
												166	A	Southern U.	38 77
												166	H	Southern U.	62 68
												168	A	Ole Miss	42 103
												179	A	Grambling	56 75
												215	H	Southeast Mo. St.	58 69
												242	H	Texas Southern	38 57
												272	H	Murray St.	59 76
												278	A	Alabama St.	50 86
												278	H	Alabama St.	63 77
												279	H	Prairie View	52 67
												301	A	Jackson St.	58 59
												311	A	Alcorn	52 68
												311	H	Alcorn	64 81
												313	A	Morehead St.	69 112
												342	A	Ark.-Pine Bluff	60 69
												342	H	Ark.-Pine Bluff	78 70
												348	A	Mississippi Val.	84 74
												348	H	Mississippi Val.	79 68
LAST 12 Division I GAMES:															
				166	H	Southern U.	62 68					279	H	Prairie View	52 67
				311	H	Alcorn	64 81					166	A	Southern U.	38 77
				278	H	Alabama St.	63 77					311	A	Alcorn	52 68
				348	A	Mississippi Val.	84 74					278	A	Alabama St.	50 86
				342	A	Ark.-Pine Bluff	60 69					348	H	Mississippi Val.	79 68
				242	H	Texas Southern	38 57					342	H	Ark.-Pine Bluff	78 70

Non-Div I Games: Tuskegee 66 55

Alabama A&M

■ Loss,
 ■ Non-Conf, S Site,
 ■ Home
 ■ Away
 N Neutral

Average RPI Win:	300	WON-LOST	WINNING	LAST 10	STRENGTH OF	OPP. STRENGTH	TEAM	ADJ.	CONF.	ADJ CONF.
Average RPI Loss:	189	RECORD	PCT. RANK	GAMES	SCHEDULE	OF SCHEDULE	RPI	RPI	RPI	RPI
DIV. I ONLY	12- 10	142	9- 1	345	340	278	278	32	32	
DIV. I NON-CONF.	1- 7	318	0- 0	263	218	331	331	31	31	
TOTALS	RPI 1-25	RPI 26-50	W-L RECORDS	RPI 51-100	RPI 101-150	RPI 150+				
12- 10	0- 0	0- 0	OVERALL	0- 1	0- 1	12- 8				
6- 5	0- 0	0- 0	HOME	0- 0	0- 1	6- 4				
5- 4	0- 0	0- 0	AWAY	0- 1	0- 0	5- 3				
1- 1	0- 0	0- 0	NEUTRAL	0- 0	0- 0	1- 1				
1- 7	0- 0	0- 0	NON-CONFERENCE	0- 1	0- 1	1- 5				
0- 4	0- 0	0- 0	HOME	0- 0	0- 1	0- 3				
0- 2	0- 0	0- 0	AWAY	0- 1	0- 0	0- 1				
1- 1	0- 0	0- 0	NEUTRAL	0- 0	0- 0	1- 1				
11- 3	0- 0	0- 0	CONFERENCE	0- 0	0- 0	11- 3				
6- 1	0- 0	0- 0	HOME	0- 0	0- 0	6- 1				
5- 2	0- 0	0- 0	AWAY	0- 0	0- 0	5- 2				
0- 0	0- 0	0- 0	NEUTRAL	0- 0	0- 0	0- 0				

RPI 1-25			RPI 26-50			RPI 51-100			RPI 101+ Team's RPI: 278		
RPI	S	Opponent	Score	RPI	S	Opponent	Score	RPI	S	Opponent	Score
						77 A Georgia Tech	54 80	109 H Samford		35 54	
								151 A Southern Miss.		44 65	
								166 A Southern U.		60 59	
								166 H Southern U.		55 57	
								179 A Grambling		69 89	
								181 H Troy		59 73	
								185 H South Ala.		43 47	
								220 N Siena		57 53	
								242 H Texas Southern		57 51	
								252 N Tennessee St.		64 74	
								279 H Prairie View		65 54	
								293 H Savannah St.		49 60	
								301 A Jackson St.		69 70	
								311 A Alcorn		52 51	
								311 H Alcorn		64 51	
								342 A Ark.-Pine Bluff		68 53	
								342 H Ark.-Pine Bluff		72 63	
								346 A Alabama A&M		77 63	
								346 H Alabama A&M		86 50	
								348 A Mississippi Val.		79 51	
								348 H Mississippi Val.		100 50	
LAST 12 Division I GAMES:											
311 H Alcorn			64 51	242 H Texas Southern			57 51				
166 H Southern U.			55 57	311 A Alcorn			52 51				
346 A Alabama A&M			77 63	166 A Southern U.			60 59				
342 A Ark.-Pine Bluff			68 53	346 H Alabama A&M			86 50				
348 A Mississippi Val.			79 51	342 H Ark.-Pine Bluff			72 63				
279 H Prairie View			65 54	348 H Mississippi Val.			100 50				

Non-Div I Games: Mobile 71 56

Alabama St.

■ Loss,
 ■ Non-Conf,
 ■ S Site,
 ■ Home
 ■ A Away
 N Neutral

Average RPI Win:	216	WON-LOST	WINNING	LAST 10	STRENGTH OF	OPP. STRENGTH	TEAM	ADJ.	CONF.	ADJ CONF.
Average RPI Loss:	51	RECORD	PCT. RANK	GAMES	SCHEDULE	OF SCHEDULE	RPI	RPI	RPI	RPI
DIV. I ONLY	22- 4	20	9- 1	188	182	48	48	15	15	
DIV. I NON-CONF.	9- 3	69	0- 0	230	109	69	69	18	18	
TOTALS	RPI 1-25	RPI 26-50	W-L RECORDS	RPI 51-100	RPI 101-150	RPI 150+				
22- 4	0- 1	0- 1	OVERALL	1- 2	3- 0	18- 0				
9- 0	0- 0	0- 0	HOME	1- 0	1- 0	7- 0				
11- 4	0- 1	0- 1	AWAY	0- 2	1- 0	10- 0				
2- 0	0- 0	0- 0	NEUTRAL	0- 0	1- 0	1- 0				
9- 3	0- 1	0- 1	NON-CONFERENCE	0- 1	1- 0	8- 0				
3- 0	0- 0	0- 0	HOME	0- 0	0- 0	3- 0				
4- 3	0- 1	0- 1	AWAY	0- 1	0- 0	4- 0				
2- 0	0- 0	0- 0	NEUTRAL	0- 0	1- 0	1- 0				
13- 1	0- 0	0- 0	CONFERENCE	1- 1	2- 0	10- 0				
6- 0	0- 0	0- 0	HOME	1- 0	1- 0	4- 0				
7- 1	0- 0	0- 0	AWAY	0- 1	1- 0	6- 0				
0- 0	0- 0	0- 0	NEUTRAL	0- 0	0- 0	0- 0				

RPI 1-25				RPI 26-50				Team's RPI: 48	RPI 51-100				RPI 101+			
RPI	S	Opponent	Score	RPI	S	Opponent	Score		RPI	S	Opponent	Score	RPI	S	Opponent	Score
23	A	Tennessee	55 63	40	A	Southern California	67 68		69	A	Maine	53 65	108	N	Toledo	63 55
									69	H	Maine	64 59	144	A	Stony Brook	62 49
									72	A	Army West Point	62 65	144	H	Stony Brook	73 54
													165	H	Yale	74 70
													167	A	UMBC	77 42
													167	H	UMBC	63 39
													187	N	UC Davis	80 70
													198	A	Fairfield	62 50
													217	A	Hartford	78 41
													220	A	Siena	61 42
													222	A	Rhode Island	67 58
													235	A	Binghamton	59 47
													235	H	Binghamton	64 58
													238	A	New Hampshire	78 52
													238	H	New Hampshire	85 48
													263	H	Providence	71 58
													266	H	Pepperdine	64 49
													296	A	Vermont	75 40
													296	H	Vermont	72 43
													323	A	UMass Lowell	85 55
													344	A	Boston U.	83 43
LAST 12 Division I GAMES:																
144	A	Stony Brook	62 49	217	A	Hartford	78 41									
69	A	Maine	53 65	323	A	UMass Lowell	85 55									
238	H	New Hampshire	85 48	144	H	Stony Brook	73 54									
235	H	Binghamton	64 58	235	A	Binghamton	59 47									
296	A	Vermont	75 40	69	H	Maine	64 59									
167	H	UMBC	63 39	238	A	New Hampshire	78 52									

Non-Div I Games:

Albany (NY)

■ Loss,
 ■ Non-Conf, S Site,
 ■ Home
 ■ Away
 N Neutral

Average RPI Win:	318	WON-LOST	WINNING	LAST 10	STRENGTH OF	OPP. STRENGTH	TEAM	ADJ.	CONF.	ADJ CONF.
Average RPI Loss:	204	RECORD	PCT. RANK	GAMES	SCHEDULE	OF SCHEDULE	RPI	RPI	RPI	RPI
DIV. I ONLY	6- 17	288	5- 5	316	342	311	311	32	32	
DIV. I NON-CONF.	0- 8	338	0- 0	60	172	295	295	31	31	
TOTALS	RPI 1-25	RPI 26-50	W-L RECORDS	RPI 51-100	RPI 101-150	RPI 150+				
6- 17	0- 0	0- 1	OVERALL	0- 0	0- 4	6- 12				
3- 3	0- 0	0- 0	HOME	0- 0	0- 0	3- 3				
3- 14	0- 0	0- 0	AWAY	0- 0	0- 2	3- 6				
0- 0	0- 0	0- 0	NEUTRAL	0- 0	0- 0	0- 0				
0- 8	0- 0	0- 1	NON-CONFERENCE	0- 0	0- 4	0- 3				
0- 0	0- 0	0- 0	HOME	0- 0	0- 0	0- 0				
0- 8	0- 0	0- 1	AWAY	0- 0	0- 4	0- 3				
0- 0	0- 0	0- 0	NEUTRAL	0- 0	0- 0	0- 0				
6- 9	0- 0	0- 0	CONFERENCE	0- 0	0- 0	6- 9				
3- 3	0- 0	0- 0	HOME	0- 0	0- 0	3- 3				
3- 6	0- 0	0- 0	AWAY	0- 0	0- 0	3- 6				
0- 0	0- 0	0- 0	NEUTRAL	0- 0	0- 0	0- 0				

RPI 1-25			RPI 26-50			RPI 51-100			RPI 101+			Team's RPI: 311
RPI	S	Opponent	Score	RPI	S	Opponent	Score	RPI	S	Opponent	Score	
				43	A	Arkansas St.	50 82					
								104	A	Iowa St.	41 91	
								110	A	Central Ark.	35 58	
								114	A	Northwestern	47 91	
								129	A	La.-Lafayette	61 73	
								156	A	Alabama	50 97	
								159	A	East Carolina	58 87	
								166	A	Southern U.	57 66	
								179	A	Grambling	70 66	
								179	H	Grambling	76 85	
								242	A	Texas Southern	39 68	
								278	A	Alabama St.	51 64	
								278	H	Alabama St.	51 52	
								279	A	Prairie View	54 58	
								289	A	Jacksonville St.	65 67	
								301	A	Jackson St.	65 79	
								301	H	Jackson St.	66 73	
								342	A	Ark.-Pine Bluff	69 71	
								342	H	Ark.-Pine Bluff	81 53	
								346	A	Alabama A&M	81 64	
								346	H	Alabama A&M	68 52	
								348	A	Mississippi Val.	81 66	
								348	H	Mississippi Val.	75 39	
LAST 12 Division I GAMES:												
				278	A	Alabama St.	51 64	166	A	Southern U.	57 66	
				346	A	Alabama A&M	81 64	278	H	Alabama St.	51 52	
				342	H	Ark.-Pine Bluff	81 53	346	H	Alabama A&M	68 52	
				348	H	Mississippi Val.	75 39	342	A	Ark.-Pine Bluff	69 71	
				179	A	Grambling	70 66	348	A	Mississippi Val.	81 66	
				301	A	Jackson St.	65 79	179	H	Grambling	76 85	

Non-Div I Games: Mt. Mercy 60 56 Delta St. 66 57

Alcorn

Loss, Non-Conf, S Site, H Home A Away N Neutral

Average RPI Win: 272	WON-LOST	WINNING	LAST 10	STRENGTH OF	OPP. STRENGTH	TEAM	ADJ.	CONF.	ADJ CONF.
Average RPI Loss: 161	RECORD	PCT. RANK	GAMES	SCHEDULE	OF SCHEDULE	RPI	RPI	RPI	RPI
DIV. I ONLY	6- 21	305	2- 8	134	277	274	274	26	26
DIV. I NON-CONF.	2- 9	296	0- 0	23	153	201	201	27	27
TOTALS	RPI 1-25	RPI 26-50	W-L RECORDS	RPI 51-100	RPI 101-150	RPI 150+			
6- 21	0- 0	0- 3	OVERALL	0- 6	0- 2	6- 10			
3- 8	0- 0	0- 0	HOME	0- 4	0- 1	3- 3			
3- 13	0- 0	0- 3	AWAY	0- 2	0- 1	3- 7			
0- 0	0- 0	0- 0	NEUTRAL	0- 0	0- 0	0- 0			
2- 9	0- 0	0- 3	NON-CONFERENCE	0- 2	0- 2	2- 2			
1- 3	0- 0	0- 0	HOME	0- 2	0- 1	1- 0			
1- 6	0- 0	0- 3	AWAY	0- 0	0- 1	1- 2			
0- 0	0- 0	0- 0	NEUTRAL	0- 0	0- 0	0- 0			
4- 12	0- 0	0- 0	CONFERENCE	0- 4	0- 0	4- 8			
2- 5	0- 0	0- 0	HOME	0- 2	0- 0	2- 3			
2- 7	0- 0	0- 0	AWAY	0- 2	0- 0	2- 5			
0- 0	0- 0	0- 0	NEUTRAL	0- 0	0- 0	0- 0			

RPI S	Opponent	Score	RPI S	Opponent	Score	RPI S	Opponent	Score	RPI S	Opponent	Score	Team's RPI: 274
37	A Princeton	34 72	72	A Army West Point	51 87	113	H Wake Forest	70 71				
41	A George Washington	48 78	72	H Army West Point	42 52	120	A Pittsburgh	58 76				
42	A James Madison	45 74	74	H Hofstra	51 60	167	A UMBC	46 47				
			89	A Bucknell	54 60	191	A William & Mary	51 62				
			89	H Bucknell	60 66	216	A Lehigh	59 55				
			96	H Elon	54 62	216	H Lehigh	52 61				
						228	A Dartmouth	45 41				
						232	H Manhattan	52 48				
						233	A Navy	52 65				
						245	A Loyola Maryland	46 52				
						250	A Holy Cross	54 59				
						250	H Holy Cross	50 59				
						306	A Colgate	49 37				
						306	H Colgate	64 56				
						316	A Lafayette	59 63				
						316	H Lafayette	51 60				
						344	A Boston U.	59 63				
						344	H Boston U.	79 33				
LAST 12 Division I GAMES:												
233	A Navy	52 65	89	A Bucknell	54 60							
250	H Holy Cross	50 59	306	H Colgate	64 56							
316	A Lafayette	59 63	250	A Holy Cross	54 59							
72	A Army West Point	51 87	316	H Lafayette	51 60							
344	H Boston U.	79 33	72	H Army West Point	42 52							
216	H Lehigh	52 61	344	A Boston U.	59 63							

Non-Div I Games:

American

■ Loss,
■ Non-Conf,
■ S Site,
■ H Home
■ A Away
N Neutral

Average RPI Win:	210	WON-LOST	WINNING	LAST 10	STRENGTH OF	OPP. STRENGTH	TEAM	ADJ.	CONF.	ADJ CONF.
Average RPI Loss:	172	RECORD	PCT. RANK	GAMES	SCHEDULE	OF SCHEDULE	RPI	RPI	RPI	RPI
DIV. I ONLY	8- 17	272	3- 7	200	201	275	275	16	16	
DIV. I NON-CONF.	3- 6	234	0- 0	197	210	264	264	14	14	
TOTALS	RPI 1-25	RPI 26-50	W-L RECORDS	RPI 51-100	RPI 101-150	RPI 150+				
8- 17	0- 0	0- 1	OVERALL	0- 1	1- 6	7- 9				
6- 6	0- 0	0- 0	HOME	0- 0	1- 2	5- 4				
2- 9	0- 0	0- 1	AWAY	0- 0	0- 4	2- 4				
0- 2	0- 0	0- 0	NEUTRAL	0- 1	0- 0	0- 1				
3- 6	0- 0	0- 0	NON-CONFERENCE	0- 1	0- 2	3- 3				
3- 1	0- 0	0- 0	HOME	0- 0	0- 1	3- 0				
0- 3	0- 0	0- 0	AWAY	0- 0	0- 1	0- 2				
0- 2	0- 0	0- 0	NEUTRAL	0- 1	0- 0	0- 1				
5- 11	0- 0	0- 1	CONFERENCE	0- 0	1- 4	4- 6				
3- 5	0- 0	0- 0	HOME	0- 0	1- 1	2- 4				
2- 6	0- 0	0- 1	AWAY	0- 0	0- 3	2- 2				
0- 0	0- 0	0- 0	NEUTRAL	0- 0	0- 0	0- 0				

RPI 1-25			RPI 26-50			RPI 51-100			RPI 101+			Team's RPI: 275
RPI	S	Opponent	Score	RPI	S	Opponent	Score	RPI	S	Opponent	Score	
				43	A	Arkansas St.	60 83	65	N	South Dakota	60 87	
								112	H	Liberty	68 74	
								124	A	North Carolina	59 68	
								127	A	Little Rock	50 67	
								129	A	La.-Lafayette	51 60	
								129	H	La.-Lafayette	76 59	
								149	A	UT Arlington	58 65	
								149	H	UT Arlington	45 76	
								156	A	Alabama	59 93	
								162	H	ETSU	70 52	
								181	A	Troy	96 81	
								181	H	Troy	89 100	
								184	H	Richmond	73 59	
								185	A	South Ala.	55 71	
								185	H	South Ala.	54 68	
								221	A	Texas St.	76 87	
								221	H	Texas St.	90 71	
								227	H	Furman	92 78	
								230	A	Col. of Charleston	50 60	
								265	H	Georgia St.	75 80	
								280	H	Ga. Southern	50 65	
								289	A	La.-Monroe	57 54	
								289	H	La.-Monroe	64 52	
								327	N	Delaware St.	69 76	
LAST 12 Division I GAMES:												
181	H	Troy	89 100	185	A	South Ala.	55 71					
185	H	South Ala.	54 68	181	A	Troy	96 81					
149	A	UT Arlington	58 65	280	H	Ga. Southern	50 65					
221	A	Texas St.	76 87	265	H	Georgia St.	75 80					
289	H	La.-Monroe	64 52	43	A	Arkansas St.	60 83					
129	H	La.-Lafayette	76 59	127	A	Little Rock	50 67					

Non-Div I Games:

Appalachian St.

■ Loss,
 ■ Non-Conf, S Site,
 ■ Home
 ■ Away
 N Neutral

Average RPI Win:	177	WON-LOST	WINNING	LAST 10	STRENGTH OF	OPP. STRENGTH	TEAM	ADJ.	CONF.	ADJ CONF.
Average RPI Loss:	50	RECORD	PCT. RANK	GAMES	SCHEDULE	OF SCHEDULE	RPI	RPI	RPI	RPI
DIV. I ONLY	11- 17	238	0- 10	42	26	136	136	1	1	
DIV. I NON-CONF.	9- 3	69	0- 0	122	205	73	73	1	1	
TOTALS	RPI 1-25	RPI 26-50	W-L RECORDS	RPI 51-100	RPI 101-150	RPI 150+				
11- 17	0- 6	0- 3	OVERALL	2- 7	1- 0	8- 1				
8- 7	0- 3	0- 2	HOME	2- 2	0- 0	6- 0				
2- 8	0- 0	0- 0	AWAY	0- 1	1- 0	1- 0				
1- 2	0- 0	0- 0	NEUTRAL	0- 1	0- 0	1- 1				
9- 3	0- 0	0- 0	NON-CONFERENCE	1- 2	1- 0	7- 1				
6- 0	0- 0	0- 0	HOME	1- 0	0- 0	5- 0				
2- 1	0- 0	0- 0	AWAY	0- 1	1- 0	1- 0				
1- 2	0- 0	0- 0	NEUTRAL	0- 1	0- 0	1- 1				
2- 14	0- 6	0- 3	CONFERENCE	1- 5	0- 0	1- 0				
2- 7	0- 3	0- 2	HOME	1- 2	0- 0	1- 0				
0- 7	0- 3	0- 1	AWAY	0- 3	0- 0	0- 0				
0- 0	0- 0	0- 0	NEUTRAL	0- 0	0- 0	0- 0				

RPI	S	Opponent	Score	RPI	S	Opponent	Score	RPI	S	Opponent	Score	RPI	S	Opponent	Score	Team's RPI: 136
6	A	Oregon St.	43 71	30	A	Washington	47 63	60	A	Oregon	54 76	108	A	Toledo	62 59	
8	A	Arizona St.	49 61	30	H	Washington	52 74	67	N	FGCU	55 57	154	H	Pacific	69 56	
8	H	Arizona St.	47 62	40	H	Southern California	57 67	76	A	Washington St.	46 67	160	N	SMU	46 58	
9	H	UCLA	39 73					76	H	Washington St.	61 62	171	H	Louisiana Tech	77 67	
10	A	Stanford	58 82					78	A	San Diego	54 59	177	H	Colorado	63 52	
10	H	Stanford	34 59					80	H	Utah	55 60	183	H	George Mason	68 60	
								93	H	New Mexico St.	68 64	193	N	Gardner-Webb	79 60	
								97	A	California	56 75	214	H	Kansas	67 52	
								97	H	California	57 52	224	A	North Texas	51 44	
												335	H	Howard	65 28	
LAST 12 Division I GAMES:																
76	H	Washington St.	61 62	60	A	Oregon	54 76									
30	H	Washington	52 74	6	A	Oregon St.	43 71									
97	A	California	56 75	8	H	Arizona St.	47 62									
10	A	Stanford	58 82	8	A	Arizona St.	49 61									
9	H	UCLA	39 73	177	H	Colorado	63 52									
40	H	Southern California	57 67	80	H	Utah	55 60									

Non-Div I Games:

Arizona

Loss, Non-Conf, S Site, H Home A Away N Neutral

Average RPI Win:	102	WON-LOST	WINNING	LAST 10	STRENGTH OF	OPP. STRENGTH	TEAM	ADJ.	CONF.	ADJ CONF.
Average RPI Loss:	26	RECORD	PCT. RANK	GAMES	SCHEDULE	OF SCHEDULE	RPI	RPI	RPI	RPI
DIV. I ONLY	24- 4	18	9- 1	15	5	8	8	1	1	
DIV. I NON-CONF.	9- 3	69	0- 0	31	26	36	36	1	1	
TOTALS	RPI 1-25	RPI 26-50	W-L RECORDS	RPI 51-100	RPI 101-150	RPI 150+				
24- 4	5- 3	3- 0	OVERALL	7- 1	3- 0	6- 0				
13- 2	3- 1	2- 0	HOME	4- 1	1- 0	3- 0				
10- 1	2- 1	1- 0	AWAY	3- 0	2- 0	2- 0				
1- 1	0- 1	0- 0	NEUTRAL	0- 0	0- 0	1- 0				
9- 3	2- 2	0- 0	NON-CONFERENCE	1- 1	1- 0	5- 0				
4- 2	1- 1	0- 0	HOME	1- 1	0- 0	2- 0				
4- 0	1- 0	0- 0	AWAY	0- 0	1- 0	2- 0				
1- 1	0- 1	0- 0	NEUTRAL	0- 0	0- 0	1- 0				
15- 1	3- 1	3- 0	CONFERENCE	6- 0	2- 0	1- 0				
9- 0	2- 0	2- 0	HOME	3- 0	1- 0	1- 0				
6- 1	1- 1	1- 0	AWAY	3- 0	1- 0	0- 0				
0- 0	0- 0	0- 0	NEUTRAL	0- 0	0- 0	0- 0				

RPI 1-25				Team's RPI: 8		RPI 26-50				RPI 51-100				RPI 101+			
RPI	S	Opponent	Score	RPI	S	Opponent	Score	RPI	S	Opponent	Score	RPI	S	Opponent	Score		
2	N	South Carolina	58 60	30	A	Washington	68 61	60	A	Oregon	63 58	118	A	Hawaii	75 49		
6	A	Oregon St.	44 67	30	H	Washington	77 57	76	A	Washington St.	63 45	136	A	Arizona	62 47		
9	H	UCLA	65 61	40	H	Southern California	69 68	76	H	Washington St.	61 39	136	H	Arizona	61 49		
10	A	Stanford	63 61					80	H	Utah	80 60	160	A	SMU	64 57		
10	H	Stanford	49 31					82	H	VCU	48 57	177	H	Colorado	64 37		
14	H	Kentucky	64 68					87	H	Marquette	90 80	217	A	Hartford	60 29		
16	A	Syracuse	61 54					97	A	California	64 49	237	H	Columbia	70 49		
17	H	Florida St.	68 56					97	H	California	57 49	240	N	CSU Bakersfield	60 47		
												298	H	CSUN	69 46		
LAST 12 Division I GAMES:																	
30	H	Washington	77 57	6	A	Oregon St.	44 67										
76	H	Washington St.	61 39	60	A	Oregon	63 58										
10	A	Stanford	63 61	136	A	Arizona	62 47										
97	A	California	64 49	136	H	Arizona	61 49										
40	H	Southern California	69 68	80	H	Utah	80 60										
9	H	UCLA	65 61	177	H	Colorado	64 37										

Non-Div I Games:

Arizona St.

■ Loss,
 ■ Non-Conf, S Site,
 ■ Home
 ■ Away
 N Neutral

Average RPI Win:	284	WON-LOST	WINNING	LAST 10	STRENGTH OF	OPP. STRENGTH	TEAM	ADJ.	CONF.	ADJ CONF.
Average RPI Loss:	207	RECORD	PCT. RANK	GAMES	SCHEDULE	OF SCHEDULE	RPI	RPI	RPI	RPI
DIV. I ONLY	4- 18	317	3- 7	303	326	342	342	32	32	
DIV. I NON-CONF.	0- 7	338	0- 0	151	9	311	311	31	31	
TOTALS	RPI 1-25	RPI 26-50	W-L RECORDS	RPI 51-100	RPI 101-150	RPI 150+				
4- 18	0- 0	0- 1	OVERALL	0- 1	0- 4	4- 12				
4- 4	0- 0	0- 0	HOME	0- 0	0- 0	4- 4				
0- 14	0- 0	0- 1	AWAY	0- 0	0- 3	0- 2				
0- 0	0- 0	0- 0	NEUTRAL	0- 0	0- 0	0- 0				
0- 7	0- 0	0- 1	NON-CONFERENCE	0- 1	0- 4	0- 1				
0- 0	0- 0	0- 0	HOME	0- 0	0- 0	0- 0				
0- 7	0- 0	0- 1	AWAY	0- 1	0- 4	0- 1				
0- 0	0- 0	0- 0	NEUTRAL	0- 0	0- 0	0- 0				
4- 11	0- 0	0- 0	CONFERENCE	0- 0	0- 0	4- 11				
4- 4	0- 0	0- 0	HOME	0- 0	0- 0	4- 4				
0- 7	0- 0	0- 0	AWAY	0- 0	0- 0	0- 7				
0- 0	0- 0	0- 0	NEUTRAL	0- 0	0- 0	0- 0				

RPI S	Opponent	Score	RPI S	Opponent	Score	RPI S	Opponent	Score	RPI S	Opponent	Score	Team's RPI: 342
28	A Missouri	34 85	88	A Nebraska	46 96	104	A Iowa St.	41 70	108	A Toledo	47 74	
						142	A Texas Tech	40 84	146	A UAB	32 82	
						166	A Southern U.	70 74	166	H Southern U.	61 78	
						168	A Ole Miss	45 80	179	H Grambling	83 68	
						242	A Texas Southern	30 57	242	H Texas Southern	51 57	
						278	A Alabama St.	63 72	278	H Alabama St.	53 68	
						279	A Prairie View	55 70	279	H Prairie View	66 70	
						301	H Jackson St.	71 66	311	A Alcorn	53 81	
						311	H Alcorn	71 69	346	A Alabama A&M	70 78	
						346	H Alabama A&M	69 60	348	A Mississippi Val.	60 62	
LAST 12 Division I GAMES:												
242	H Texas Southern	51 57	301	H Jackson St.	71 66							
279	H Prairie View	66 70	179	H Grambling	83 68							
311	A Alcorn	53 81	242	A Texas Southern	30 57							
166	A Southern U.	70 74	279	A Prairie View	55 70							
278	H Alabama St.	53 68	311	H Alcorn	71 69							
346	H Alabama A&M	69 60	166	H Southern U.	61 78							

Non-Div I Games: Talladega 73 83 Philander Smith 63 51 Tougaloo 65 51 Talladega 68 55 Ark.-Pine Bluff

Arkansas

Through Games Of Feb. 24, 2016

Average RPI Win:	163	WON-LOST	WINNING	LAST 10	STRENGTH OF	OPP. STRENGTH	TEAM	ADJ.	CONF.	ADJ CONF.
Average RPI Loss:	58	RECORD	PCT. RANK	GAMES	SCHEDULE	OF SCHEDULE	RPI	RPI	RPI	RPI
DIV. I ONLY	11- 16	228	4- 6	25	34	132	132	2	2	
DIV. I NON-CONF.	5- 8	209	0- 0	208	121	252	252	2	2	
TOTALS	RPI 1-25	RPI 26-50	W-L RECORDS	RPI 51-100	RPI 101-150	RPI 150+				
11- 16	2- 6	1- 3	OVERALL	1- 4	2- 1	5- 2				
10- 4	2- 1	1- 1	HOME	1- 1	1- 0	5- 1				
1- 9	0- 3	0- 2	AWAY	0- 3	1- 0	0- 1				
0- 3	0- 2	0- 0	NEUTRAL	0- 0	0- 1	0- 0				
5- 8	0- 2	0- 0	NON-CONFERENCE	0- 3	1- 1	4- 2				
5- 2	0- 0	0- 0	HOME	0- 1	1- 0	4- 1				
0- 3	0- 0	0- 0	AWAY	0- 2	0- 0	0- 1				
0- 3	0- 2	0- 0	NEUTRAL	0- 0	0- 1	0- 0				
6- 8	2- 4	1- 3	CONFERENCE	1- 1	1- 0	1- 0				
5- 2	2- 1	1- 1	HOME	1- 0	0- 0	1- 0				
1- 6	0- 3	0- 2	AWAY	0- 1	1- 0	0- 0				
0- 0	0- 0	0- 0	NEUTRAL	0- 0	0- 0	0- 0				

RPI	S	Opponent	Score	RPI	S	Opponent	Score	RPI	S	Opponent	Score	RPI	S	Opponent	Score	Team's RPI: 132
2	A	South Carolina	32 85	28	A	Missouri	48 69	53	A	Rutgers	40 60	121	A	LSU	48 44	
6	N	Oregon St.	47 63	28	H	Missouri	64 52	56	A	Auburn	60 71	129	N	La.-Lafayette	59 67	
7	N	Texas	50 61	31	A	Mississippi St.	55 80	63	A	South Dakota St.	69 76	147	H	Oral Roberts	65 50	
13	H	Texas A&M	67 61	31	H	Mississippi St.	55 65	83	H	Vanderbilt	57 56	156	H	Alabama	69 67	
14	A	Kentucky	63 77					90	H	Missouri St.	54 69	186	A	Butler	57 63	
19	H	Florida	66 71									192	H	Tulsa	67 74	
23	A	Tennessee	57 75									231	H	Sam Houston St.	67 47	
23	H	Tennessee	64 59									307	H	Southeastern La.	97 53	
												336	H	New Orleans	73 41	
												348	H	Mississippi Val.	86 46	
LAST 12 Division I GAMES:																
14	A	Kentucky	63 77	19	H	Florida	66 71									
156	H	Alabama	69 67	56	A	Auburn	60 71									
28	A	Missouri	48 69	121	A	LSU	48 44									
83	H	Vanderbilt	57 56	28	H	Missouri	64 52									
23	A	Tennessee	57 75	23	H	Tennessee	64 59									
31	H	Mississippi St.	55 65	31	A	Mississippi St.	55 80									

Non-Div I Games:

Arkansas

■ Loss,
 ■ Non-Conf,
 ■ S Site,
 ■ H Home
 ■ A Away
 N Neutral

Average RPI Win:	215	WON-LOST	WINNING	LAST 10	STRENGTH OF	OPP. STRENGTH	TEAM	ADJ.	CONF.	ADJ CONF.
Average RPI Loss:	53	RECORD	PCT. RANK	GAMES	SCHEDULE	OF SCHEDULE	RPI	RPI	RPI	RPI
DIV. I ONLY	22- 3	13	10- 0	171	209	43	43	16	16	
DIV. I NON-CONF.	6- 3	99	0- 0	105	198	56	56	14	14	
TOTALS	RPI 1-25	RPI 26-50	W-L RECORDS	RPI 51-100	RPI 101-150	RPI 150+				
22- 3	0- 1	0- 0	OVERALL	2- 2	4- 0	16- 0				
11- 0	0- 0	0- 0	HOME	0- 0	2- 0	9- 0				
11- 3	0- 1	0- 0	AWAY	2- 2	2- 0	7- 0				
0- 0	0- 0	0- 0	NEUTRAL	0- 0	0- 0	0- 0				
6- 3	0- 1	0- 0	NON-CONFERENCE	2- 2	0- 0	4- 0				
3- 0	0- 0	0- 0	HOME	0- 0	0- 0	3- 0				
3- 3	0- 1	0- 0	AWAY	2- 2	0- 0	1- 0				
0- 0	0- 0	0- 0	NEUTRAL	0- 0	0- 0	0- 0				
16- 0	0- 0	0- 0	CONFERENCE	0- 0	4- 0	12- 0				
8- 0	0- 0	0- 0	HOME	0- 0	2- 0	6- 0				
8- 0	0- 0	0- 0	AWAY	0- 0	2- 0	6- 0				
0- 0	0- 0	0- 0	NEUTRAL	0- 0	0- 0	0- 0				

RPI 1-25				RPI 26-50				Team's RPI: 43				RPI 51-100				RPI 101+			
RPI	S	Opponent	Score	RPI	S	Opponent	Score	RPI	S	Opponent	Score	RPI	S	Opponent	Score	RPI	S	Opponent	Score
19	A	Florida	72 76									51	A	Chattanooga	54 55	127	H	Little Rock	66 53
												67	A	FGCU	62 48	129	A	La.-Lafayette	74 62
												88	A	Nebraska	71 79	129	H	La.-Lafayette	83 56
												91	A	UT Martin	76 74	149	A	UT Arlington	78 71
																181	A	Troy	101 81
																181	H	Troy	94 80
																185	A	South Ala.	66 53
																185	H	South Ala.	58 51
																221	A	Texas St.	74 59
																265	A	Georgia St.	85 64
																265	H	Georgia St.	75 54
																271	H	Austin Peay	66 55
																273	A	Tennessee Tech	77 55
																275	H	Appalachian St.	83 60
																280	A	Ga. Southern	79 52
																280	H	Ga. Southern	77 54
																288	H	Wichita St.	67 40
																289	A	La.-Monroe	78 64
																289	H	La.-Monroe	66 43
																311	H	Alcorn	82 50
LAST 12 Division I GAMES:																			
265	A	Georgia St.	85 64	280	H	Ga. Southern	77 54												
280	A	Ga. Southern	79 52	265	H	Georgia St.	75 54												
289	A	La.-Monroe	78 64	221	A	Texas St.	74 59												
129	A	La.-Lafayette	74 62	149	A	UT Arlington	78 71												
181	H	Troy	94 80	127	H	Little Rock	66 53												
185	H	South Ala.	58 51	275	H	Appalachian St.	83 60												

Non-Div I Games:

Arkansas St.

■ Loss,
■ Non-Conf, S Site,
■ Home
■ Away
N Neutral

Average RPI Win:	249	WON-LOST	WINNING	LAST 10	STRENGTH OF	OPP. STRENGTH	TEAM	ADJ.	CONF.	ADJ CONF.
Average RPI Loss:	71	RECORD	PCT. RANK	GAMES	SCHEDULE	OF SCHEDULE	RPI	RPI	RPI	RPI
DIV. I ONLY	23- 2	7	10- 0	304	267	72	72	26	26	
DIV. I NON-CONF.	8- 1	23	0- 0	284	227	83	83	27	27	
TOTALS	RPI 1-25	RPI 26-50	W-L RECORDS	RPI 51-100	RPI 101-150	RPI 150+				
23- 2	0- 0	1- 0	OVERALL	2- 2	0- 0	20- 0				
13- 0	0- 0	1- 0	HOME	2- 0	0- 0	10- 0				
9- 2	0- 0	0- 0	AWAY	0- 2	0- 0	9- 0				
1- 0	0- 0	0- 0	NEUTRAL	0- 0	0- 0	1- 0				
8- 1	0- 0	1- 0	NON-CONFERENCE	1- 1	0- 0	6- 0				
5- 0	0- 0	1- 0	HOME	1- 0	0- 0	3- 0				
3- 1	0- 0	0- 0	AWAY	0- 1	0- 0	3- 0				
0- 0	0- 0	0- 0	NEUTRAL	0- 0	0- 0	0- 0				
15- 1	0- 0	0- 0	CONFERENCE	1- 1	0- 0	14- 0				
8- 0	0- 0	0- 0	HOME	1- 0	0- 0	7- 0				
6- 1	0- 0	0- 0	AWAY	0- 1	0- 0	6- 0				
1- 0	0- 0	0- 0	NEUTRAL	0- 0	0- 0	1- 0				

RPI 1-25				RPI 26-50				RPI 51-100				Team's RPI: 72		RPI 101+			
RPI	S	Opponent	Score	RPI	S	Opponent	Score	RPI	S	Opponent	Score		RPI	S	Opponent	Score	
				48	H	Albany (NY)	65 62	52	A	Duke	61 72		165	A	Yale	65 61	
								89	A	Bucknell	69 79		216	H	Lehigh	63 39	
								89	H	Bucknell	68 63		233	A	Navy	49 34	
								98	H	Quinnipiac	67 57		233	N	Navy	75 38	
													245	A	Loyola Maryland	52 44	
													245	H	Loyola Maryland	70 37	
													250	A	Holy Cross	80 49	
													250	H	Holy Cross	77 58	
													266	H	Pepperdine	63 53	
													274	A	American	52 42	
													274	H	American	87 51	
													284	H	Rider	57 42	
													285	H	Central Conn. St.	81 52	
													306	A	Colgate	78 55	
													306	H	Colgate	67 55	
													316	A	Lafayette	78 45	
													316	H	Lafayette	84 57	
													333	A	St. Francis Brooklyn	74 35	
													344	H	Boston U.	72 38	
													345	A	NJIT	71 35	
LAST 12 Division I GAMES:																	
				344	H	Boston U.	72 38	316	H	Lafayette	84 57						
				233	A	Navy	49 34	89	H	Bucknell	68 63						
				250	A	Holy Cross	80 49	233	N	Navy	75 38						
				274	H	American	87 51	250	H	Holy Cross	77 58						
				306	A	Colgate	78 55	274	A	American	52 42						
				245	A	Loyola Maryland	52 44	306	H	Colgate	67 55						

Non-Div I Games:	Emerson	86	47
------------------	---------	----	----

Army West Point

■ Loss, ■ Non-Conf, S Site, H Home A Away N Neutral

Average RPI Win:	167	WON-LOST	WINNING	LAST 10	STRENGTH OF	OPP. STRENGTH	TEAM	ADJ.	CONF.	ADJ CONF.
Average RPI Loss:	40	RECORD	PCT. RANK	GAMES	SCHEDULE	OF SCHEDULE	RPI	RPI	RPI	RPI
DIV. I ONLY	18- 9	78	6- 4	76	44	56	56	2	2	
DIV. I NON-CONF.	10- 3	61	0- 0	264	141	110	110	2	2	
TOTALS	RPI 1-25	RPI 26-50	W-L RECORDS	RPI 51-100	RPI 101-150	RPI 150+				
18- 9	2- 4	0- 2	OVERALL	2- 3	4- 0	10- 0				
9- 3	2- 1	0- 1	HOME	1- 1	2- 0	4- 0				
6- 6	0- 3	0- 1	AWAY	0- 2	1- 0	5- 0				
3- 0	0- 0	0- 0	NEUTRAL	1- 0	1- 0	1- 0				
10- 3	0- 0	0- 0	NON-CONFERENCE	1- 3	2- 0	7- 0				
4- 1	0- 0	0- 0	HOME	0- 1	1- 0	3- 0				
3- 2	0- 0	0- 0	AWAY	0- 2	0- 0	3- 0				
3- 0	0- 0	0- 0	NEUTRAL	1- 0	1- 0	1- 0				
8- 6	2- 4	0- 2	CONFERENCE	1- 0	2- 0	3- 0				
5- 2	2- 1	0- 1	HOME	1- 0	1- 0	1- 0				
3- 4	0- 3	0- 1	AWAY	0- 0	1- 0	2- 0				
0- 0	0- 0	0- 0	NEUTRAL	0- 0	0- 0	0- 0				

RPI S	Opponent	Score	RPI S	Opponent	Score	RPI S	Opponent	Score	RPI S	Opponent	Score
2	H South Carolina	58 74	28	H Missouri	55 69	67	A FGCU	45 52	121	A LSU	63 53
14	A Kentucky	47 54	31	A Mississippi St.	45 60	70	N Minnesota	81 79	132	H Arkansas	71 60
14	H Kentucky	66 61				83	H Vanderbilt	53 45	146	H UAB	85 71
18	A Georgia	30 63				87	A Marquette	69 70	150	N Boise St.	55 53
19	H Florida	80 58				94	H Virginia	52 69	156	A Alabama	59 55
23	A Tennessee	52 79							156	H Alabama	72 59
									159	H East Carolina	83 69
									168	A Ole Miss	65 60
									183	H George Mason	88 59
									256	N Coppin St.	69 54
									281	A Towson	74 52
									293	A Savannah St.	62 40
									307	A Southeastern La.	80 68
									320	H Winthrop	76 33
LAST 12 Division I GAMES:											
28	H Missouri	55 69	18	A Georgia	30 63						
19	H Florida	80 58	132	H Arkansas	71 60						
168	A Ole Miss	65 60	2	H South Carolina	58 74						
156	A Alabama	59 55	14	A Kentucky	47 54						
83	H Vanderbilt	53 45	156	H Alabama	72 59						
121	A LSU	63 53	23	A Tennessee	52 79						

Non-Div I Games:

Auburn

■ Loss,
■ Non-Conf,
■ S Site,
■ Home
■ A Away
N Neutral

BYU				STRENGTH OF SCHEDULE	OPP. STRENGTH OF SCHEDULE	TEAM RPI	ADJ. RPI	CONF. RPI	ADJ CONF. RPI
Average RPI Win:	145	WON-LOST RECORD	WINNING PCT. RANK						
Average RPI Loss:	42		LAST 10 GAMES						
DIV. I ONLY	22- 4	20	10- 0	22	96	12	12	8	8
DIV. I NON-CONF.	7- 3	91	0- 0	13	53	13	13	9	9

TOTALS	RPI 1-25	RPI 26-50	W-L RECORDS	RPI 51-100	RPI 101-150	RPI 150+			
22- 4	1- 1	0- 2	OVERALL	8- 1	3- 0	10- 0			
12- 0	0- 0	0- 0	HOME	5- 0	1- 0	6- 0			
7- 3	0- 0	0- 2	AWAY	3- 1	0- 0	4- 0			
3- 1	1- 1	0- 0	NEUTRAL	0- 0	2- 0	0- 0			
7- 3	1- 1	0- 2	NON-CONFERENCE	1- 0	2- 0	3- 0			
3- 0	0- 0	0- 0	HOME	1- 0	0- 0	2- 0			
1- 2	0- 0	0- 2	AWAY	0- 0	0- 0	1- 0			
3- 1	1- 1	0- 0	NEUTRAL	0- 0	2- 0	0- 0			
15- 1	0- 0	0- 0	CONFERENCE	7- 1	1- 0	7- 0			
9- 0	0- 0	0- 0	HOME	4- 0	1- 0	4- 0			
6- 1	0- 0	0- 0	AWAY	3- 1	0- 0	3- 0			
0- 0	0- 0	0- 0	NEUTRAL	0- 0	0- 0	0- 0			

RPI 1-25 Team's RPI: 12				RPI 26-50				RPI 51-100				RPI 101+			
RPI	S	Opponent	Score	RPI	S	Opponent	Score	RPI	S	Opponent	Score	RPI	S	Opponent	Score
13	N	Texas A&M	72 64	34	A	Oklahoma	47 73	58	A	St. Mary's (CA)	65 44	107	H	Gonzaga	58 54
18	N	Georgia	58 66	39	A	Colorado St.	55 61	58	H	St. Mary's (CA)	65 59	118	N	Hawaii	67 56
								64	A	Santa Clara	68 63	126	N	Penn St.	63 51
								64	H	Santa Clara	70 63	154	A	Pacific	67 57
								78	A	San Diego	65 78	154	H	Pacific	79 62
								78	H	San Diego	68 60	199	A	Weber St.	68 51
								80	H	Utah	73 59	206	H	Utah Valley	78 62
								99	A	San Francisco	66 57	208	H	Utah St.	81 69
								99	H	San Francisco	65 62	241	A	Loyola Marymount	82 75
												241	H	Loyola Marymount	75 61
												266	A	Pepperdine	77 66
												266	H	Pepperdine	69 64
												286	H	Portland	78 66
LAST 12 Division I GAMES:															
				78	H	San Diego	68 60	241	A	Loyola Marymount	82 75				
				64	H	Santa Clara	70 63	266	H	Pepperdine	69 64				
				99	H	San Francisco	65 62	241	H	Loyola Marymount	75 61				
				58	A	St. Mary's (CA)	65 44	286	H	Portland	78 66				
				154	A	Pacific	67 57	107	H	Gonzaga	58 54				
				266	A	Pepperdine	77 66	99	A	San Francisco	66 57				

Non-Div I Games: BYU-Hawaii 85 40

BYU

■ Loss,
 ■ Non-Conf, S Site,
 ■ Home
 ■ Away
 N Neutral

Average RPI Win:	180	WON-LOST	WINNING	LAST 10	STRENGTH OF	OPP. STRENGTH	TEAM	ADJ.	CONF.	ADJ CONF.
Average RPI Loss:	87	RECORD	PCT. RANK	GAMES	SCHEDULE	OF SCHEDULE	RPI	RPI	RPI	RPI
DIV. I ONLY	17- 8	74	6- 4	101	119	73	73	11	11	
DIV. I NON-CONF.	7- 3	91	0- 0	213	75	97	97	13	13	
TOTALS	RPI 1-25	RPI 26-50	W-L RECORDS	RPI 51-100	RPI 101-150	RPI 150+				
17- 8	0- 1	1- 2	OVERALL	2- 4	6- 0	8- 1				
10- 2	0- 0	1- 1	HOME	2- 1	4- 0	3- 0				
6- 5	0- 0	0- 1	AWAY	0- 0	2- 0	4- 0				
1- 1	0- 1	0- 0	NEUTRAL	0- 0	0- 0	1- 0				
7- 3	0- 1	1- 0	NON-CONFERENCE	1- 2	0- 0	5- 0				
4- 0	0- 0	1- 0	HOME	1- 0	0- 0	2- 0				
2- 2	0- 0	0- 0	AWAY	0- 2	0- 0	2- 0				
1- 1	0- 1	0- 0	NEUTRAL	0- 0	0- 0	1- 0				
10- 5	0- 0	0- 2	CONFERENCE	1- 2	6- 0	3- 1				
6- 2	0- 0	0- 1	HOME	1- 1	4- 0	1- 0				
4- 3	0- 0	0- 1	AWAY	0- 1	2- 0	2- 1				
0- 0	0- 0	0- 0	NEUTRAL	0- 0	0- 0	0- 0				

RPI 1-25				RPI 26-50				RPI 51-100				Team's RPI: 73		RPI 101+			
RPI	S	Opponent	Score	RPI	S	Opponent	Score	RPI	S	Opponent	Score			RPI	S	Opponent	Score
19	N	Florida	79 85	35	A	Ohio	48 73	55	H	Saint Louis	79 70			108	H	Toledo	75 69
				35	H	Ohio	67 68	57	A	Purdue	63 73			123	H	Akron	78 71
				49	H	Western Ky.	74 60	75	A	Central Mich.	66 67			133	A	Western Mich.	77 53
								75	H	Central Mich.	65 74			133	H	Western Mich.	60 54
								79	A	Charlotte	66 72			138	A	Buffalo	59 57
								85	H	Eastern Mich.	76 54			138	H	Buffalo	68 63
														186	H	Butler	58 50
														209	N	Massachusetts	81 54
														249	A	Northern Ill.	73 57
														260	A	Bowling Green	67 56
														267	H	Miami (OH)	66 41
														271	H	Austin Peay	72 44
														318	A	Kent St.	50 59
														328	A	Evansville	73 53
														331	A	Lipscomb	72 60
LAST 12 Division I GAMES:																	
				75	A	Central Mich.	66 67					123	H	Akron	78 71		
				133	H	Western Mich.	60 54					35	H	Ohio	67 68		
				249	A	Northern Ill.	73 57					133	A	Western Mich.	77 53		
				318	A	Kent St.	50 59					85	H	Eastern Mich.	76 54		
				75	H	Central Mich.	65 74					260	A	Bowling Green	67 56		
				138	A	Buffalo	59 57					138	H	Buffalo	68 63		

Non-Div I Games: Ohio Valley 94 45

Ball St.

■ Loss,
 ■ Non-Conf, S Site,
 ■ Home
 ■ Away
 N Neutral

Average RPI Win:	100	WON-LOST	WINNING	LAST 10	STRENGTH OF	OPP. STRENGTH	TEAM	ADJ.	CONF.	ADJ CONF.
Average RPI Loss:	22	RECORD	PCT. RANK	GAMES	SCHEDULE	OF SCHEDULE	RPI	RPI	RPI	RPI
DIV. I ONLY	28- 1	2	10- 0	18	18	3	3	3	3	3
DIV. I NON-CONF.	13- 0	1	0- 0	29	54	3	3	3	3	3
TOTALS	RPI 1-25	RPI 26-50	W-L RECORDS	RPI 51-100	RPI 101-150	RPI 150+				
28- 1	4- 1	8- 0	OVERALL	2- 0	7- 0	7- 0				
17- 0	2- 0	4- 0	HOME	1- 0	5- 0	5- 0				
7- 1	1- 1	2- 0	AWAY	1- 0	2- 0	1- 0				
4- 0	1- 0	2- 0	NEUTRAL	0- 0	0- 0	1- 0				
13- 0	2- 0	3- 0	NON-CONFERENCE	0- 0	3- 0	5- 0				
9- 0	1- 0	1- 0	HOME	0- 0	3- 0	4- 0				
0- 0	0- 0	0- 0	AWAY	0- 0	0- 0	0- 0				
4- 0	1- 0	2- 0	NEUTRAL	0- 0	0- 0	1- 0				
15- 1	2- 1	5- 0	CONFERENCE	2- 0	4- 0	2- 0				
8- 0	1- 0	3- 0	HOME	1- 0	2- 0	1- 0				
7- 1	1- 1	2- 0	AWAY	1- 0	2- 0	1- 0				
0- 0	0- 0	0- 0	NEUTRAL	0- 0	0- 0	0- 0				

RPI	S	Opponent	Score	RPI	S	Opponent	Score	RPI	S	Opponent	Score	RPI	S	Opponent	Score
7	A	Texas	80 67	26	N	Miami (FL)	88 81	86	A	TCU	81 75	104	A	Iowa St.	77 61
20	H	DePaul	86 72	33	A	West Virginia	71 61	86	H	TCU	72 55	104	H	Iowa St.	78 41
22	A	Oklahoma St.	45 52	33	H	West Virginia	69 64					128	H	Northwestern St.	86 44
22	H	Oklahoma St.	66 41	34	A	Oklahoma	78 70					142	A	Texas Tech	66 36
25	N	Michigan St.	84 76	34	H	Oklahoma	78 68					142	H	Texas Tech	69 43
				36	H	South Fla.	66 63					147	H	Oral Roberts	97 39
				42	N	James Madison	77 63					149	H	UT Arlington	62 20
				47	H	Kansas St.	87 52					151	H	Southern Miss.	97 42
												157	H	McNeese St.	105 46
												179	H	Grambling	96 42
												210	N	Cincinnati	72 34
												214	A	Kansas	58 40
												214	H	Kansas	81 49
												223	H	Rice	89 38
LAST 12 Division I GAMES:															
34	A	Oklahoma	78 70	47	H	Kansas St.	87 52								
104	H	Iowa St.	78 41	33	A	West Virginia	71 61								
22	H	Oklahoma St.	66 41	142	H	Texas Tech	69 43								
142	A	Texas Tech	66 36	104	A	Iowa St.	77 61								
86	A	TCU	81 75	7	A	Texas	80 67								
214	H	Kansas	81 49	33	H	West Virginia	69 64								

Non-Div I Games:

Baylor

Average RPI Win:	259	WON-LOST	WINNING	LAST 10	STRENGTH OF	OPP. STRENGTH	TEAM	ADJ.	CONF.	ADJ CONF.
Average RPI Loss:	89	RECORD	PCT. RANK	GAMES	SCHEDULE	OF SCHEDULE	RPI	RPI	RPI	RPI
DIV. I ONLY	18- 8	72	9- 1	222	241	92	92	24	24	
DIV. I NON-CONF.	6- 5	146	0- 0	95	143	84	84	24	24	
TOTALS	RPI 1-25	RPI 26-50	W-L RECORDS	RPI 51-100	RPI 101-150	RPI 150+				
18- 8	0- 1	0- 2	OVERALL	0- 2	2- 2	16- 1				
11- 0	0- 0	0- 0	HOME	0- 0	1- 0	10- 0				
7- 8	0- 1	0- 2	AWAY	0- 2	1- 2	6- 1				
0- 0	0- 0	0- 0	NEUTRAL	0- 0	0- 0	0- 0				
6- 5	0- 1	0- 2	NON-CONFERENCE	0- 1	2- 1	4- 0				
3- 0	0- 0	0- 0	HOME	0- 0	1- 0	2- 0				
3- 5	0- 1	0- 2	AWAY	0- 1	1- 1	2- 0				
0- 0	0- 0	0- 0	NEUTRAL	0- 0	0- 0	0- 0				
12- 3	0- 0	0- 0	CONFERENCE	0- 1	0- 1	12- 1				
8- 0	0- 0	0- 0	HOME	0- 0	0- 0	8- 0				
4- 3	0- 0	0- 0	AWAY	0- 1	0- 1	4- 1				
0- 0	0- 0	0- 0	NEUTRAL	0- 0	0- 0	0- 0				

RPI 1-25				RPI 26-50				RPI 51-100				Team's RPI: 92	RPI 101+			
RPI	S	Opponent	Score	RPI	S	Opponent	Score	RPI	S	Opponent	Score		RPI	S	Opponent	Score
5	A	Ohio St.	56 84	27	A	Green Bay	62 66	51	A	Chattanooga	53 62		113	A	Wake Forest	78 64
				49	A	Western Ky.	65 80	91	A	UT Martin	79 81		125	A	IUPUI	59 62
													145	A	SIUE	60 73
													146	H	UAB	63 62
													181	H	Troy	102 93
													194	A	Eastern Ky.	65 51
													194	H	Eastern Ky.	72 61
													215	A	Southeast Mo. St.	74 81
													252	H	Tennessee St.	80 65
													271	H	Austin Peay	88 82
													272	H	Murray St.	87 61
													273	A	Tennessee Tech	80 79
													273	H	Tennessee Tech	70 49
													277	H	Cleveland St.	76 58
													289	A	Jacksonville St.	44 32
													289	H	Jacksonville St.	56 42
													313	A	Morehead St.	89 74
													313	H	Morehead St.	99 71
													331	A	Lipscomb	90 68
													337	H	Eastern Ill.	89 61
													346	A	Alabama A&M	78 28
LAST 12 Division I GAMES:																
194	A	Eastern Ky.	65 51	313	H	Morehead St.	99 71									
273	H	Tennessee Tech	70 49	273	A	Tennessee Tech	80 79									
91	A	UT Martin	79 81	252	H	Tennessee St.	80 65									
313	A	Morehead St.	89 74	289	A	Jacksonville St.	44 32									
289	H	Jacksonville St.	56 42	271	H	Austin Peay	88 82									
194	H	Eastern Ky.	72 61	272	H	Murray St.	87 61									

Non-Div I Games: Young Harris 80 31 Trevecca Nazarene 86 59

Belmont

Loss, Non-Conf, S Site, H Home A Away N Neutral

Average RPI Win:	306	WON-LOST	WINNING	LAST 10	STRENGTH OF	OPP. STRENGTH	TEAM	ADJ.	CONF.	ADJ CONF.
Average RPI Loss:	200	RECORD	PCT. RANK	GAMES	SCHEDULE	OF SCHEDULE	RPI	RPI	RPI	RPI
DIV. I ONLY	13- 11	145	7- 3	338	344	255	255	31	31	
DIV. I NON-CONF.	4- 7	222	0- 0	293	321	273	273	30	30	
TOTALS	RPI 1-25	RPI 26-50	W-L RECORDS	RPI 51-100	RPI 101-150	RPI 150+				
13- 11	0- 0	0- 1	OVERALL	0- 0	0- 1	13- 9				
6- 3	0- 0	0- 0	HOME	0- 0	0- 1	6- 2				
5- 6	0- 0	0- 0	AWAY	0- 0	0- 0	5- 0				
2- 2	0- 0	0- 0	NEUTRAL	0- 0	0- 0	2- 2				
4- 7	0- 0	0- 1	NON-CONFERENCE	0- 0	0- 1	4- 5				
0- 3	0- 0	0- 0	HOME	0- 0	0- 1	0- 2				
2- 2	0- 0	0- 1	AWAY	0- 0	0- 0	2- 1				
2- 2	0- 0	0- 0	NEUTRAL	0- 0	0- 0	2- 2				
9- 4	0- 0	0- 0	CONFERENCE	0- 0	0- 0	9- 4				
6- 0	0- 0	0- 0	HOME	0- 0	0- 0	6- 0				
3- 4	0- 0	0- 0	AWAY	0- 0	0- 0	3- 4				
0- 0	0- 0	0- 0	NEUTRAL	0- 0	0- 0	0- 0				

RPI 1-25				RPI 26-50				RPI 51-100				RPI 101+ Team's RPI: 255			
RPI	S	Opponent	Score	RPI	S	Opponent	Score	RPI	S	Opponent	Score	RPI	S	Opponent	Score
				26	A	Miami (FL)	47 55					140	H	Jacksonville	53 63
												152	A	Hampton	45 60
												188	A	Fla. Atlantic	60 82
												189	H	Stetson	38 62
												202	H	Brown	61 68
												229	N	Western Ill.	59 75
												236	A	N.C. A&T	55 68
												243	H	Morgan St.	63 48
												256	H	Coppin St.	69 56
												265	N	Georgia St.	61 68
												280	N	Ga. Southern	65 49
												282	A	UMES	71 76
												291	A	Florida A&M	48 53
												291	H	Florida A&M	67 60
												293	H	Savannah St.	50 44
												299	H	South Carolina St.	65 50
												310	A	Western Caro.	66 59
												324	N	LIU Brooklyn	68 55
												326	A	North Florida	53 49
												327	H	Delaware St.	66 35
												335	A	Howard	81 77
												347	A	Norfolk St.	53 45
												349	A	N.C. Central	63 46
LAST 12 Division I GAMES:															
				291	A	Florida A&M	48 53					335	A	Howard	81 77
				236	A	N.C. A&T	55 68					282	A	UMES	71 76
				349	A	N.C. Central	63 46					243	H	Morgan St.	63 48
				327	H	Delaware St.	66 35					256	H	Coppin St.	69 56
				293	H	Savannah St.	50 44					347	A	Norfolk St.	53 45
				291	H	Florida A&M	67 60					152	A	Hampton	45 60

Non-Div I Games: Warner 100 28 Edward Waters 67 48

Bethune-Cookman

Loss, Non-Conf, S Site, H Home A Away N Neutral

Binghamton

Through Games Of Feb. 24, 2016

Average RPI Win:	266	WON-LOST	WINNING	LAST 10	STRENGTH OF	OPP. STRENGTH	TEAM	ADJ.	CONF.	ADJ CONF.
Average RPI Loss:	151	RECORD	PCT. RANK	GAMES	SCHEDULE	OF SCHEDULE	RPI	RPI	RPI	RPI
DIV. I ONLY	10- 15	232	5- 5	213	245	235	235	15	15	
DIV. I NON-CONF.	2- 8	290	0- 0	240	302	305	305	18	18	
TOTALS	RPI 1-25	RPI 26-50	W-L RECORDS	RPI 51-100	RPI 101-150	RPI 150+				
10- 15	0- 0	0- 2	OVERALL	0- 3	1- 2	9- 8				
7- 3	0- 0	0- 1	HOME	0- 1	1- 0	6- 1				
3- 12	0- 0	0- 1	AWAY	0- 2	0- 2	3- 7				
0- 0	0- 0	0- 0	NEUTRAL	0- 0	0- 0	0- 0				
2- 8	0- 0	0- 0	NON-CONFERENCE	0- 2	0- 1	2- 5				
2- 0	0- 0	0- 0	HOME	0- 0	0- 0	2- 0				
0- 8	0- 0	0- 0	AWAY	0- 2	0- 1	0- 5				
0- 0	0- 0	0- 0	NEUTRAL	0- 0	0- 0	0- 0				
8- 7	0- 0	0- 2	CONFERENCE	0- 1	1- 1	7- 3				
5- 3	0- 0	0- 1	HOME	0- 1	1- 0	4- 1				
3- 4	0- 0	0- 1	AWAY	0- 0	0- 1	3- 2				
0- 0	0- 0	0- 0	NEUTRAL	0- 0	0- 0	0- 0				

RPI 1-25			RPI 26-50			RPI 51-100			RPI 101+ Team's RPI: 235		
RPI	S	Opponent	Score	RPI	S	Opponent	Score	RPI	S	Opponent	Score
				48	A	Albany (NY)	58 64	62	A	Michigan	62 90
				48	H	Albany (NY)	47 59	69	H	Maine	38 52
								89	A	Bucknell	46 76
								144	A	Stony Brook	58 64
								144	H	Stony Brook	54 47
								148	A	Xavier	55 64
								167	A	UMBC	51 62
								167	H	UMBC	70 56
								175	A	Cornell	57 64
								202	A	Brown	65 67
								212	A	Canisius	50 80
								213	A	Sacred Heart	60 69
								217	A	Hartford	53 47
								217	H	Hartford	39 41
								237	A	Columbia	64 71
								238	A	New Hampshire	49 64
								238	H	New Hampshire	51 50
								296	A	Vermont	57 53
								296	H	Vermont	66 52
								306	H	Colgate	63 56
								323	A	UMass Lowell	75 70
								323	H	UMass Lowell	55 52
								345	H	NJIT	54 50
LAST 12 Division I GAMES:											
				167	H	UMBC	70 56	144	H	Stony Brook	54 47
				323	H	UMass Lowell	55 52	69	H	Maine	38 52
				296	H	Vermont	66 52	167	A	UMBC	51 62
				217	H	Hartford	39 41	323	A	UMass Lowell	75 70
				48	A	Albany (NY)	58 64	296	A	Vermont	57 53
				238	A	New Hampshire	49 64	48	H	Albany (NY)	47 59

Non-Div I Games: Cedar Crest 74 18 Misericordia 73 44 Nyack 65 33

Binghamton

Loss, Non-Conf, S Site, H Home A Away N Neutral

Average RPI Win:	237	WON-LOST	WINNING	LAST 10	STRENGTH OF	OPP. STRENGTH	TEAM	ADJ.	CONF.	ADJ CONF.
Average RPI Loss:	141	RECORD	PCT. RANK	GAMES	SCHEDULE	OF SCHEDULE	RPI	RPI	RPI	RPI
DIV. I ONLY	14- 10	126	6- 4	190	231	150	150	19	19	
DIV. I NON-CONF.	5- 4	138	0- 0	246	250	198	198	20	20	
TOTALS	RPI 1-25	RPI 26-50	W-L RECORDS	RPI 51-100	RPI 101-150	RPI 150+				
14- 10	0- 0	0- 2	OVERALL	0- 2	0- 1	14- 5				
6- 5	0- 0	0- 1	HOME	0- 1	0- 0	6- 3				
7- 4	0- 0	0- 1	AWAY	0- 0	0- 1	7- 2				
1- 1	0- 0	0- 0	NEUTRAL	0- 1	0- 0	1- 0				
5- 4	0- 0	0- 0	NON-CONFERENCE	0- 2	0- 0	5- 2				
1- 3	0- 0	0- 0	HOME	0- 1	0- 0	1- 2				
3- 0	0- 0	0- 0	AWAY	0- 0	0- 0	3- 0				
1- 1	0- 0	0- 0	NEUTRAL	0- 1	0- 0	1- 0				
9- 6	0- 0	0- 2	CONFERENCE	0- 0	0- 1	9- 3				
5- 2	0- 0	0- 1	HOME	0- 0	0- 0	5- 1				
4- 4	0- 0	0- 1	AWAY	0- 0	0- 1	4- 2				
0- 0	0- 0	0- 0	NEUTRAL	0- 0	0- 0	0- 0				

RPI 1-25				RPI 26-50				RPI 51-100				RPI 101+				Team's RPI: 150	
RPI	S	Opponent	Score	RPI	S	Opponent	Score	RPI	S	Opponent	Score	RPI	S	Opponent	Score		
				39	A	Colorado St.	64 68	56	N	Auburn	53 55	134	A	Fresno St.	57 62		
				39	H	Colorado St.	51 83	76	H	Washington St.	52 57	178	A	New Mexico	81 60		
												178	H	New Mexico	60 70		
												189	N	Stetson	71 65		
												195	A	San Jose St.	78 75		
												200	A	Eastern Wash.	84 79		
												201	A	UNLV	68 78		
												201	H	UNLV	75 56		
												206	H	Utah Valley	70 72		
												208	A	Utah St.	63 58		
												208	H	Utah St.	84 78		
												230	H	Col. of Charleston	61 38		
												234	H	Idaho St.	77 80		
												247	A	Wyoming	58 82		
												247	H	Wyoming	58 49		
												248	A	San Diego St.	75 45		
												258	A	Seattle	84 66		
												286	A	Portland	89 49		
												325	H	Nevada	66 58		
												343	H	Air Force	61 48		
LAST 12 Division I GAMES:																	
				201	A	UNLV	68 78	178	A	New Mexico	81 60						
				178	H	New Mexico	60 70	201	H	UNLV	75 56						
				247	A	Wyoming	58 82	247	H	Wyoming	58 49						
				39	H	Colorado St.	51 83	195	A	San Jose St.	78 75						
				343	H	Air Force	61 48	248	A	San Diego St.	75 45						
				208	A	Utah St.	63 58	325	H	Nevada	66 58						

Non-Div I Games: Concordia Portland 84 77 Cal St. L.A. 58 44

Boise St.

■ Loss,
 ■ Non-Conf,
 ■ S Site,
 ■ Home
 ■ A Away
 N Neutral

Average RPI Win: 199	WON-LOST	WINNING	LAST 10	STRENGTH OF	OPP. STRENGTH	TEAM	ADJ.	CONF.	ADJ CONF.
Average RPI Loss: 56	RECORD	PCT. RANK	GAMES	SCHEDULE	OF SCHEDULE	RPI	RPI	RPI	RPI
DIV. I ONLY	14- 13	166	2- 8	95	45	119	119	4	4
DIV. I NON-CONF.	12- 1	9	0- 0	255	130	62	62	5	5
TOTALS	RPI 1-25	RPI 26-50	W-L RECORDS	RPI 51-100	RPI 101-150	RPI 150+			
14- 13	0- 4	0- 3	OVERALL	3- 3	1- 3	10- 0			
8- 6	0- 2	0- 1	HOME	1- 1	1- 2	6- 0			
5- 6	0- 2	0- 1	AWAY	1- 2	0- 1	4- 0			
1- 1	0- 0	0- 1	NEUTRAL	1- 0	0- 0	0- 0			
12- 1	0- 0	0- 1	NON-CONFERENCE	3- 0	0- 0	9- 0			
7- 0	0- 0	0- 0	HOME	1- 0	0- 0	6- 0			
4- 0	0- 0	0- 0	AWAY	1- 0	0- 0	3- 0			
1- 1	0- 0	0- 1	NEUTRAL	1- 0	0- 0	0- 0			
2- 12	0- 4	0- 2	CONFERENCE	0- 3	1- 3	1- 0			
1- 6	0- 2	0- 1	HOME	0- 1	1- 2	0- 0			
1- 6	0- 2	0- 1	AWAY	0- 2	0- 1	1- 0			
0- 0	0- 0	0- 0	NEUTRAL	0- 0	0- 0	0- 0			

RPI 1-25				RPI 26-50				RPI 51-100				RPI 101+ Team's RPI: 119			
RPI	S	Opponent	Score	RPI	S	Opponent	Score	RPI	S	Opponent	Score	RPI	S	Opponent	Score
1	H	Notre Dame	50 63	26	H	Miami (FL)	62 67	52	A	Duke	51 71	113	H	Wake Forest	59 65
15	H	Louisville	45 55	34	N	Oklahoma	61 76	57	A	Purdue	58 56	117	A	Virginia Tech	33 58
16	A	Syracuse	61 62	45	A	North Carolina St.	63 74	69	H	Maine	55 48	120	H	Pittsburgh	54 43
17	A	Florida St.	42 75					77	A	Georgia Tech	56 62	124	H	North Carolina	78 86
								80	N	Utah	76 51	161	A	Northeastern	71 45
								94	H	Virginia	50 61	165	H	Yale	73 60
												217	H	Hartford	62 28
												238	H	New Hampshire	71 51
												246	H	Bryant	74 59
												250	H	Holy Cross	60 51
												251	A	Clemson	67 64
												263	A	Providence	67 41
												323	H	UMass Lowell	66 55
												344	A	Boston U.	58 37
LAST 12 Division I GAMES:															
15	H	Louisville	45 55	77	A	Georgia Tech	56 62								
251	A	Clemson	67 64	16	A	Syracuse	61 62								
94	H	Virginia	50 61	113	H	Wake Forest	59 65								
45	A	North Carolina St.	63 74	120	H	Pittsburgh	54 43								
124	H	North Carolina	78 86	52	A	Duke	51 71								
26	H	Miami (FL)	62 67	1	H	Notre Dame	50 63								

Non-Div I Games:

Boston College

■ Loss,
 ■ Non-Conf, S Site,
 ■ Home
 ■ Away
 N Neutral

Average RPI Win:	271	WON-LOST	WINNING	LAST 10	STRENGTH OF	OPP. STRENGTH	TEAM	ADJ.	CONF.	ADJ CONF.
Average RPI Loss:	208	RECORD	PCT. RANK	GAMES	SCHEDULE	OF SCHEDULE	RPI	RPI	RPI	RPI
DIV. I ONLY	3- 24	339	2- 8	305	256	344	344	26	26	
DIV. I NON-CONF.	0- 11	338	0- 0	300	187	348	348	27	27	
TOTALS	RPI 1-25	RPI 26-50	W-L RECORDS	RPI 51-100	RPI 101-150	RPI 150+				
3- 24	0- 0	0- 1	OVERALL	0- 4	0- 1	3- 18				
2- 12	0- 0	0- 1	HOME	0- 1	0- 1	2- 9				
1- 12	0- 0	0- 0	AWAY	0- 0	0- 0	1- 4				
0- 0	0- 0	0- 0	NEUTRAL	0- 0	0- 0	0- 0				
0- 11	0- 0	0- 1	NON-CONFERENCE	0- 1	0- 1	0- 8				
0- 6	0- 0	0- 1	HOME	0- 0	0- 1	0- 4				
0- 5	0- 0	0- 0	AWAY	0- 1	0- 0	0- 4				
0- 0	0- 0	0- 0	NEUTRAL	0- 0	0- 0	0- 0				
3- 13	0- 0	0- 0	CONFERENCE	0- 3	0- 0	3- 10				
2- 6	0- 0	0- 0	HOME	0- 1	0- 0	2- 5				
1- 7	0- 0	0- 0	AWAY	0- 2	0- 0	1- 5				
0- 0	0- 0	0- 0	NEUTRAL	0- 0	0- 0	0- 0				

RPI S	Opponent	Score	RPI S	Opponent	Score	RPI S	Opponent	Score	RPI S	Opponent	Score	Team's RPI: 344
48	H Albany (NY)	43 83	72	A Army West Point	38 72	119	H Boston College	37 58				
			89	A Bucknell	56 74	161	H Northeastern	44 77				
			89	H Bucknell	59 72	172	H Marist	54 73				
			100	A Harvard	55 73	209	A Massachusetts	56 73				
						216	A Lehigh	48 72				
						216	H Lehigh	66 73				
						222	H Rhode Island	41 57				
						228	A Dartmouth	52 72				
						233	A Navy	56 67				
						233	H Navy	51 49				
						238	A New Hampshire	52 69				
						245	A Loyola Maryland	54 63				
						245	H Loyola Maryland	46 67				
						250	H Holy Cross	41 60				
						274	A American	33 79				
						274	H American	63 59				
						296	H Vermont	45 60				
						306	A Colgate	71 58				
						306	H Colgate	63 72				
						316	A Lafayette	56 71				
						316	H Lafayette	64 71				
						323	A UMass Lowell	57 70				
LAST 12 Division I GAMES:												
72	A Army West Point	38 72	233	H Navy	51 49							
89	H Bucknell	59 72	216	A Lehigh	48 72							
306	A Colgate	71 58	89	A Bucknell	56 74							
245	H Loyola Maryland	46 67	306	H Colgate	63 72							
274	A American	33 79	245	A Loyola Maryland	54 63							
316	H Lafayette	64 71	274	H American	63 59							

Non-Div I Games:

Boston U.

Bowling Green

Through Games Of Feb. 24, 2016

Average RPI Win:	259	WON-LOST	WINNING	LAST 10	STRENGTH OF	OPP. STRENGTH	TEAM	ADJ.	CONF.	ADJ CONF.
Average RPI Loss:	125	RECORD	PCT. RANK	GAMES	SCHEDULE	OF SCHEDULE	RPI	RPI	RPI	RPI
DIV. I ONLY	9- 15	249	4- 6	248	147	260	260	11	11	
DIV. I NON-CONF.	4- 5	193	0- 0	329	201	285	285	13	13	
TOTALS	RPI 1-25	RPI 26-50	W-L RECORDS	RPI 51-100	RPI 101-150	RPI 150+				
9- 15	0- 0	0- 1	OVERALL	1- 4	1- 7	7- 3				
5- 7	0- 0	0- 1	HOME	1- 2	0- 4	4- 0				
3- 7	0- 0	0- 0	AWAY	0- 2	0- 3	3- 2				
1- 1	0- 0	0- 0	NEUTRAL	0- 0	1- 0	0- 1				
4- 5	0- 0	0- 0	NON-CONFERENCE	0- 2	1- 0	3- 3				
3- 1	0- 0	0- 0	HOME	0- 1	0- 0	3- 0				
0- 3	0- 0	0- 0	AWAY	0- 1	0- 0	0- 2				
1- 1	0- 0	0- 0	NEUTRAL	0- 0	1- 0	0- 1				
5- 10	0- 0	0- 1	CONFERENCE	1- 2	0- 7	4- 0				
2- 6	0- 0	0- 1	HOME	1- 1	0- 4	1- 0				
3- 4	0- 0	0- 0	AWAY	0- 1	0- 3	3- 0				
0- 0	0- 0	0- 0	NEUTRAL	0- 0	0- 0	0- 0				

RPI 1-25				RPI 26-50				RPI 51-100				RPI 101+				Team's RPI: 260
RPI	S	Opponent	Score	RPI	S	Opponent	Score	RPI	S	Opponent	Score	RPI	S	Opponent	Score	
				35	H	Ohio	57 72	63	H	South Dakota St.	45 58	108	A	Toledo	61 75	
								73	H	Ball St.	56 67	108	H	Toledo	60 68	
								75	A	Central Mich.	75 76	123	H	Akron	55 71	
								85	H	Eastern Mich.	67 63	133	A	Western Mich.	45 74	
								94	A	Virginia	39 68	133	H	Western Mich.	49 65	
												138	A	Buffalo	52 55	
												138	H	Buffalo	50 63	
												140	N	Jacksonville	72 69	
												173	N	Davidson	56 60	
												210	A	Cincinnati	51 54	
												249	A	Northern Ill.	58 43	
												267	A	Miami (OH)	64 58	
												277	A	Cleveland St.	48 69	
												305	H	Bradley	66 53	
												318	A	Kent St.	65 55	
												318	H	Kent St.	71 49	
												321	H	Illinois St.	70 52	
												328	H	Evansville	74 56	
LAST 12 Division I GAMES:																
				138	A	Buffalo	52 55					108	A	Toledo	61 75	
				318	A	Kent St.	65 55					85	H	Eastern Mich.	67 63	
				108	H	Toledo	60 68					318	H	Kent St.	71 49	
				138	H	Buffalo	50 63					249	A	Northern Ill.	58 43	
				133	H	Western Mich.	49 65					73	H	Ball St.	56 67	
				75	A	Central Mich.	75 76					123	H	Akron	55 71	

Non-Div I Games:

Bowling Green

■ Loss,
 ■ Non-Conf,
 ■ S Site,
 ■ H Home
 ■ A Away
 N Neutral

Average RPI Win: 292	WON-LOST	WINNING	LAST 10	STRENGTH OF	OPP. STRENGTH	TEAM	ADJ.	CONF.	ADJ CONF.
Average RPI Loss: 162	RECORD	PCT. RANK	GAMES	SCHEDULE	OF SCHEDULE	RPI	RPI	RPI	RPI
DIV. I ONLY	7- 18	281	3- 7	300	195	305	305	21	21
DIV. I NON-CONF.	3- 7	248	0- 0	260	161	265	265	17	17
TOTALS	RPI 1-25	RPI 26-50	W-L RECORDS	RPI 51-100	RPI 101-150	RPI 150+			
7- 18	0- 0	0- 1	OVERALL	0- 4	0- 5	7- 8			
4- 9	0- 0	0- 1	HOME	0- 1	0- 4	4- 3			
3- 9	0- 0	0- 0	AWAY	0- 3	0- 1	3- 5			
0- 0	0- 0	0- 0	NEUTRAL	0- 0	0- 0	0- 0			
3- 7	0- 0	0- 1	NON-CONFERENCE	0- 2	0- 1	3- 3			
1- 3	0- 0	0- 1	HOME	0- 0	0- 1	1- 1			
2- 4	0- 0	0- 0	AWAY	0- 2	0- 0	2- 2			
0- 0	0- 0	0- 0	NEUTRAL	0- 0	0- 0	0- 0			
4- 11	0- 0	0- 0	CONFERENCE	0- 2	0- 4	4- 5			
3- 6	0- 0	0- 0	HOME	0- 1	0- 3	3- 2			
1- 5	0- 0	0- 0	AWAY	0- 1	0- 1	1- 3			
0- 0	0- 0	0- 0	NEUTRAL	0- 0	0- 0	0- 0			

RPI S	Opponent	Score	RPI S	Opponent	Score	RPI S	Opponent	Score	RPI S	Opponent	Score	Team's RPI: 305
			34 H	Oklahoma	46 79	55 A	Saint Louis	58 75	105 H	UNI	47 55	
						59 A	Iowa	53 60	106 H	Drake	64 76	
						90 A	Missouri St.	56 59	133 H	Western Mich.	59 72	
						90 H	Missouri St.	44 55	135 A	Southern Ill.	49 75	
									135 H	Southern Ill.	51 65	
									158 A	Detroit	75 67	
									180 H	Loyola Chicago	54 67	
									207 A	Indiana St.	37 59	
									207 H	Indiana St.	59 68	
									219 H	Ill.-Chicago	56 66	
									249 A	Northern Ill.	64 68	
									260 A	Bowling Green	53 66	
									288 A	Wichita St.	55 50	
									288 H	Wichita St.	50 44	
									318 H	Kent St.	68 60	
									321 A	Illinois St.	49 54	
									321 H	Illinois St.	52 38	
									328 A	Evansville	46 62	
									328 H	Evansville	66 52	
									340 A	Chicago St.	66 60	
LAST 12 Division I GAMES:												
321 H	Illinois St.	52 38	105 H	UNI	47 55							
207 H	Indiana St.	59 68	106 H	Drake	64 76							
90 A	Missouri St.	56 59	207 A	Indiana St.	37 59							
288 A	Wichita St.	55 50	321 A	Illinois St.	49 54							
135 H	Southern Ill.	51 65	288 H	Wichita St.	50 44							
328 H	Evansville	66 52	90 H	Missouri St.	44 55							

Non-Div I Games: Eureka 87 47

Bradley

Average RPI Win:	270	WON-LOST	WINNING	LAST 10	STRENGTH OF	OPP. STRENGTH	TEAM	ADJ.	CONF.	ADJ CONF.
Average RPI Loss:	139	RECORD	PCT. RANK	GAMES	SCHEDULE	OF SCHEDULE	RPI	RPI	RPI	RPI
DIV. I ONLY	11- 11	169	1- 9	255	206	202	202	10	10	
DIV. I NON-CONF.	10- 2	33	1- 0	341	342	156	156	12	12	
TOTALS	RPI 1-25	RPI 26-50	W-L RECORDS	RPI 51-100	RPI 101-150	RPI 150+				
11- 11	0- 0	0- 4	OVERALL	0- 1	0- 0	11- 6				
5- 5	0- 0	0- 2	HOME	0- 1	0- 0	5- 2				
6- 6	0- 0	0- 2	AWAY	0- 0	0- 0	6- 4				
0- 0	0- 0	0- 0	NEUTRAL	0- 0	0- 0	0- 0				
10- 2	0- 0	0- 0	NON-CONFERENCE	0- 0	0- 0	10- 2				
5- 0	0- 0	0- 0	HOME	0- 0	0- 0	5- 0				
5- 2	0- 0	0- 0	AWAY	0- 0	0- 0	5- 2				
0- 0	0- 0	0- 0	NEUTRAL	0- 0	0- 0	0- 0				
1- 9	0- 0	0- 4	CONFERENCE	0- 1	0- 0	1- 4				
0- 5	0- 0	0- 2	HOME	0- 1	0- 0	0- 2				
1- 4	0- 0	0- 2	AWAY	0- 0	0- 0	1- 2				
0- 0	0- 0	0- 0	NEUTRAL	0- 0	0- 0	0- 0				

RPI 1-25				RPI 26-50				RPI 51-100				RPI 101+				Team's RPI: 202	
RPI	S	Opponent	Score	RPI	S	Opponent	Score	RPI	S	Opponent	Score	RPI	S	Opponent	Score		
				29	A	Penn	49 66	100	H	Harvard	79 87	165	A	Yale	54 81		
				29	H	Penn	59 69					165	H	Yale	39 48		
				37	A	Princeton	53 72					175	A	Cornell	70 85		
				37	H	Princeton	57 83					222	H	Rhode Island	67 63		
												228	H	Dartmouth	50 63		
												232	A	Manhattan	56 80		
												235	H	Binghamton	67 65		
												237	A	Columbia	73 63		
												243	H	Morgan St.	72 45		
												246	A	Bryant	84 67		
												255	A	Bethune-Cookman	68 61		
												263	H	Providence	57 47		
												296	H	Vermont	71 54		
												309	A	Fairleigh Dickinson	63 48		
												318	A	Kent St.	62 57		
												334	A	Saint Peter's	67 79		
												345	A	NJIT	74 49		
LAST 12 Division I GAMES:																	
				37	H	Princeton	57 83	29	A	Penn	49 66						
				29	H	Penn	59 69	37	A	Princeton	53 72						
				228	H	Dartmouth	50 63	165	H	Yale	39 48						
				100	H	Harvard	79 87	165	A	Yale	54 81						
				237	A	Columbia	73 63	345	A	NJIT	74 49						
				175	A	Cornell	70 85	334	A	Saint Peter's	67 79						

Non-Div I Games: Mount Ida 114 28 Rhode Island Col. 90 35

Brown

Loss, Non-Conf, S Site, H Home A Away N Neutral

Average RPI Win: 295	WON-LOST	WINNING	LAST 10	STRENGTH OF	OPP. STRENGTH	TEAM	ADJ.	CONF.	ADJ CONF.
Average RPI Loss: 195	RECORD	PCT. RANK	GAMES	SCHEDULE	OF SCHEDULE	RPI	RPI	RPI	RPI
DIV. I ONLY	15- 12	136	6- 4	327	335	246	246	30	30
DIV. I NON-CONF.	3- 8	258	0- 0	287	216	301	301	32	32
TOTALS	RPI 1-25	RPI 26-50	W-L RECORDS	RPI 51-100	RPI 101-150	RPI 150+			
15- 12	0- 0	0- 1	OVERALL	0- 1	0- 1	15- 9			
8- 5	0- 0	0- 0	HOME	0- 0	0- 0	8- 5			
7- 7	0- 0	0- 1	AWAY	0- 1	0- 1	7- 4			
0- 0	0- 0	0- 0	NEUTRAL	0- 0	0- 0	0- 0			
3- 8	0- 0	0- 1	NON-CONFERENCE	0- 1	0- 1	3- 5			
2- 3	0- 0	0- 0	HOME	0- 0	0- 0	2- 3			
1- 5	0- 0	0- 1	AWAY	0- 1	0- 1	1- 2			
0- 0	0- 0	0- 0	NEUTRAL	0- 0	0- 0	0- 0			
12- 4	0- 0	0- 0	CONFERENCE	0- 0	0- 0	12- 4			
6- 2	0- 0	0- 0	HOME	0- 0	0- 0	6- 2			
6- 2	0- 0	0- 0	AWAY	0- 0	0- 0	6- 2			
0- 0	0- 0	0- 0	NEUTRAL	0- 0	0- 0	0- 0			

RPI S	Opponent	Score	RPI S	Opponent	Score	RPI S	Opponent	Score	RPI S	Opponent	Score	Team's RPI: 246
32	A Seton Hall	57 93	69	A Maine	38 76	119	A Boston College	59 74	175	H Cornell	62 70	
						202	H Brown	67 84	209	H Massachusetts	69 86	
						213	A Sacred Heart	61 59	213	H Sacred Heart	60 64	
						218	A Robert Morris	53 55	218	H Robert Morris	71 65	
						238	H New Hampshire	55 42	250	A Holy Cross	64 65	
						261	A Saint Francis (PA)	72 85	261	H Saint Francis (PA)	84 72	
						263	A Providence	78 88	285	A Central Conn. St.	65 53	
						285	H Central Conn. St.	70 56	296	H Vermont	68 52	
						309	A Fairleigh Dickinson	70 41	323	A UMass Lowell	83 64	
						324	H LIU Brooklyn	63 55	330	A Mt. St. Mary's	70 59	
						330	H Mt. St. Mary's	86 52	333	A St. Francis Brooklyn	70 42	
						333	H St. Francis Brooklyn	57 58	341	A Wagner	82 71	
						341	H Wagner	94 67	341	H Wagner	94 67	
						213	H Sacred Heart	60 64	285	A Central Conn. St.	65 53	
						330	H Mt. St. Mary's	86 52	213	A Sacred Heart	61 59	
						333	H St. Francis Brooklyn	57 58	261	H Saint Francis (PA)	84 72	
						341	H Wagner	94 67	218	H Robert Morris	71 65	
						261	A Saint Francis (PA)	72 85	333	A St. Francis Brooklyn	70 42	
						218	A Robert Morris	53 55	324	H LIU Brooklyn	63 55	

LAST 12 Division I GAMES:

213	H	Sacred Heart	60	64	285	A	Central Conn. St.	65	53
330	H	Mt. St. Mary's	86	52	213	A	Sacred Heart	61	59
333	H	St. Francis Brooklyn	57	58	261	H	Saint Francis (PA)	84	72
341	H	Wagner	94	67	218	H	Robert Morris	71	65
261	A	Saint Francis (PA)	72	85	333	A	St. Francis Brooklyn	70	42
218	A	Robert Morris	53	55	324	H	LIU Brooklyn	63	55

Non-Div I Games:

Bryant

■ Loss,
 ■ Non-Conf,
 ■ S Site,
 ■ H Home
 ■ A Away
 N Neutral

Bucknell

Through Games Of Feb. 24, 2016

Average RPI Win:	259	WON-LOST	WINNING	LAST 10	STRENGTH OF	OPP. STRENGTH	TEAM	ADJ.	CONF.	ADJ CONF.
Average RPI Loss:	138	RECORD	PCT. RANK	GAMES	SCHEDULE	OF SCHEDULE	RPI	RPI	RPI	RPI
DIV. I ONLY	21- 6	37	9- 1	245	293	89	89	26	26	
DIV. I NON-CONF.	6- 5	146	0- 0	198	285	153	153	27	27	
TOTALS	RPI 1-25	RPI 26-50	W-L RECORDS	RPI 51-100	RPI 101-150	RPI 150+				
21- 6	0- 1	0- 0	OVERALL	1- 1	0- 1	20- 3				
12- 1	0- 0	0- 0	HOME	1- 0	0- 1	11- 0				
9- 5	0- 1	0- 0	AWAY	0- 1	0- 0	9- 3				
0- 0	0- 0	0- 0	NEUTRAL	0- 0	0- 0	0- 0				
6- 5	0- 1	0- 0	NON-CONFERENCE	0- 0	0- 1	6- 3				
4- 1	0- 0	0- 0	HOME	0- 0	0- 1	4- 0				
2- 4	0- 1	0- 0	AWAY	0- 0	0- 0	2- 3				
0- 0	0- 0	0- 0	NEUTRAL	0- 0	0- 0	0- 0				
15- 1	0- 0	0- 0	CONFERENCE	1- 1	0- 0	14- 0				
8- 0	0- 0	0- 0	HOME	1- 0	0- 0	7- 0				
7- 1	0- 0	0- 0	AWAY	0- 1	0- 0	7- 0				
0- 0	0- 0	0- 0	NEUTRAL	0- 0	0- 0	0- 0				

RPI 1-25				RPI 26-50				RPI 51-100				Team's RPI: 89	RPI 101+			
RPI	S	Opponent	Score	RPI	S	Opponent	Score	RPI	S	Opponent	Score		RPI	S	Opponent	Score
1	A	Notre Dame	54 85					72	A	Army West Point	63 68		131	H	Youngstown St.	47 55
								72	H	Army West Point	79 69		167	A	UMBC	52 65
													169	H	Delaware	80 51
													212	A	Canisius	56 61
													216	A	Lehigh	67 54
													216	H	Lehigh	80 77
													232	A	Manhattan	61 56
													233	A	Navy	51 41
													235	H	Binghamton	76 46
													243	A	Morgan St.	50 64
													245	A	Loyola Maryland	64 42
													245	H	Loyola Maryland	71 64
													250	A	Holy Cross	58 51
													250	H	Holy Cross	74 64
													274	A	American	66 60
													274	H	American	60 54
													277	A	Cleveland St.	59 57
													306	A	Colgate	71 51
													306	H	Colgate	79 60
													309	H	Fairleigh Dickinson	72 62
LAST 12 Division I GAMES:													316	H	Lafayette	69 55
				316	H	Lafayette	69 55						330	H	Mt. St. Mary's	71 45
				344	A	Boston U.	72 59						344	A	Boston U.	72 59
				245	A	Loyola Maryland	64 42						344	H	Boston U.	74 56
				306	H	Colgate	79 60									
				216	A	Lehigh	67 54									
				250	H	Holy Cross	74 64									
								274	H	American	60 54					
								72	A	Army West Point	63 68					
								344	H	Boston U.	74 56					
								245	H	Loyola Maryland	71 64					
								306	A	Colgate	71 51					
								216	H	Lehigh	80 77					

Non-Div I Games:

Bucknell

■ Loss,
■ Non-Conf,
■ S Site,
■ H Home
■ A Away
N Neutral

Buffalo

Through Games Of Feb. 24, 2016

Average RPI Win: 227	WON-LOST	WINNING	LAST 10	STRENGTH OF	OPP. STRENGTH	TEAM	ADJ.	CONF.	ADJ CONF.
Average RPI Loss: 111	RECORD	PCT. RANK	GAMES	SCHEDULE	OF SCHEDULE	RPI	RPI	RPI	RPI
DIV. I ONLY	14- 12	148	4- 6	154	174	138	138	11	11
DIV. I NON-CONF.	8- 3	77	0- 0	211	247	99	99	13	13
TOTALS	RPI 1-25	RPI 26-50	W-L RECORDS	RPI 51-100	RPI 101-150	RPI 150+			
14- 12	0- 1	1- 1	OVERALL	1- 5	0- 3	12- 2			
7- 5	0- 1	1- 0	HOME	1- 2	0- 2	5- 0			
6- 7	0- 0	0- 1	AWAY	0- 3	0- 1	6- 2			
1- 0	0- 0	0- 0	NEUTRAL	0- 0	0- 0	1- 0			
8- 3	0- 1	0- 1	NON-CONFERENCE	0- 1	0- 0	8- 0			
3- 1	0- 1	0- 0	HOME	0- 0	0- 0	3- 0			
4- 2	0- 0	0- 1	AWAY	0- 1	0- 0	4- 0			
1- 0	0- 0	0- 0	NEUTRAL	0- 0	0- 0	1- 0			
6- 9	0- 0	1- 0	CONFERENCE	1- 4	0- 3	4- 2			
4- 4	0- 0	1- 0	HOME	1- 2	0- 2	2- 0			
2- 5	0- 0	0- 0	AWAY	0- 2	0- 1	2- 2			
0- 0	0- 0	0- 0	NEUTRAL	0- 0	0- 0	0- 0			

RPI 1-25				RPI 26-50				RPI 51-100				RPI 101+ Team's RPI: 138			
RPI	S	Opponent	Score	RPI	S	Opponent	Score	RPI	S	Opponent	Score	RPI	S	Opponent	Score
21	H	Duquesne	62 79	35	H	Ohio	51 43	73	A	Ball St.	63 68	108	A	Toledo	60 71
				44	A	St. Bonaventure	32 59	73	H	Ball St.	57 59	123	H	Akron	61 69
								74	A	Hofstra	36 79	133	H	Western Mich.	78 92
								75	H	Central Mich.	67 61	175	H	Cornell	59 41
								85	A	Eastern Mich.	56 67	209	A	Massachusetts	56 48
								85	H	Eastern Mich.	55 70	212	H	Canisius	54 40
												213	A	Sacred Heart	66 53
												249	A	Northern Ill.	74 76
												251	N	Clemson	61 51
												260	A	Bowling Green	63 50
												260	H	Bowling Green	55 52
												267	A	Miami (OH)	58 69
												267	H	Miami (OH)	58 39
												270	A	UCF	66 60
												308	A	Niagara	57 48
												318	A	Kent St.	77 66
												324	H	LIU Brooklyn	55 38
LAST 12 Division I GAMES:															
260	H	Bowling Green	55 52	35	H	Ohio	51 43	249	A	Northern Ill.	74 76				
267	H	Miami (OH)	58 39	267	A	Miami (OH)	58 69	133	H	Western Mich.	78 92				
85	H	Eastern Mich.	55 70	123	H	Akron	61 69	73	A	Ball St.	63 68				
260	A	Bowling Green	63 50												
108	A	Toledo	60 71												
73	H	Ball St.	57 59												

Non-Div I Games:

Buffalo

 Loss,
 Non-Conf,
S Site,
 Home
 Away
N Neutral

Average RPI Win:	183	WON-LOST	WINNING	LAST 10	STRENGTH OF	OPP. STRENGTH	TEAM	ADJ.	CONF.	ADJ CONF.
Average RPI Loss:	80	RECORD	PCT. RANK	GAMES	SCHEDULE	OF SCHEDULE	RPI	RPI	RPI	RPI
DIV. I ONLY	9- 18	264	2- 8	80	49	186	186	6	6	
DIV. I NON-CONF.	5- 6	180	0- 0	126	24	137	137	6	6	
TOTALS	RPI 1-25	RPI 26-50	W-L RECORDS	RPI 51-100	RPI 101-150	RPI 150+				
9- 18	0- 2	1- 6	OVERALL	2- 4	1- 5	5- 1				
6- 7	0- 1	1- 3	HOME	2- 1	1- 2	2- 0				
2- 11	0- 1	0- 3	AWAY	0- 3	0- 3	2- 1				
1- 0	0- 0	0- 0	NEUTRAL	0- 0	0- 0	1- 0				
5- 6	0- 0	0- 2	NON-CONFERENCE	1- 2	1- 1	3- 1				
3- 1	0- 0	0- 1	HOME	1- 0	1- 0	1- 0				
1- 5	0- 0	0- 1	AWAY	0- 2	0- 1	1- 1				
1- 0	0- 0	0- 0	NEUTRAL	0- 0	0- 0	1- 0				
4- 12	0- 2	1- 4	CONFERENCE	1- 2	0- 4	2- 0				
3- 6	0- 1	1- 2	HOME	1- 1	0- 2	1- 0				
1- 6	0- 1	0- 2	AWAY	0- 1	0- 2	1- 0				
0- 0	0- 0	0- 0	NEUTRAL	0- 0	0- 0	0- 0				

RPI S Opponent	Score	RPI S Opponent	Score	RPI S Opponent	Score	RPI S Opponent	Score	Team's RPI: 186
20 A DePaul	63 102	27 H Green Bay	46 55	51 A Chattanooga	49 60	101 A Wright St.	53 66	
20 H DePaul	54 61	32 A Seton Hall	77 98	73 A Ball St.	50 58	132 H Arkansas	63 57	
		32 H Seton Hall	67 72	86 H TCU	65 53	141 A Creighton	49 77	
		36 A South Fla.	77 87	87 A Marquette	69 76	141 H Creighton	42 52	
		46 A St. John's (NY)	41 68	87 H Marquette	64 80	148 A Xavier	47 55	
		46 H St. John's (NY)	62 58	95 H Georgetown	82 76	148 H Xavier	63 73	
		50 H Villanova	45 57			207 A Indiana St.	63 70	
						239 H Valparaiso	72 53	
						251 N Clemson	54 50	
						263 A Providence	77 67	
						263 H Providence	65 50	
						270 A UCF	71 63	
LAST 12 Division I GAMES:								
46 H St. John's (NY)	62 58	148 A Xavier	47 55					
32 H Seton Hall	67 72	32 A Seton Hall	77 98					
20 A DePaul	63 102	46 A St. John's (NY)	41 68					
87 A Marquette	69 76	87 H Marquette	64 80					
263 H Providence	65 50	20 H DePaul	54 61					
141 H Creighton	42 52	141 A Creighton	49 77					

Non-Div I Games:

Butler

■ Loss,
 ■ Non-Conf,
 ■ S Site,
 ■ H Home
 ■ A Away
 N Neutral

CSU Bakersfield

Through Games Of Feb. 24, 2016

Average RPI Win:	265	WON-LOST	WINNING	LAST 10	STRENGTH OF	OPP. STRENGTH	TEAM	ADJ.	CONF.	ADJ CONF.
Average RPI Loss:	126	RECORD	PCT. RANK	GAMES	SCHEDULE	OF SCHEDULE	RPI	RPI	RPI	RPI
DIV. I ONLY	9- 18	264	5- 5	117	190	240	240	25	25	
DIV. I NON-CONF.	3- 12	290	0- 0	42	40	222	222	25	25	
TOTALS	RPI 1-25	RPI 26-50	W-L RECORDS	RPI 51-100	RPI 101-150	RPI 150+				
9- 18	0- 5	0- 0	OVERALL	0- 3	0- 3	9- 7				
7- 6	0- 0	0- 0	HOME	0- 1	0- 1	7- 4				
2- 10	0- 3	0- 0	AWAY	0- 2	0- 2	2- 3				
0- 2	0- 2	0- 0	NEUTRAL	0- 0	0- 0	0- 0				
3- 12	0- 5	0- 0	NON-CONFERENCE	0- 1	0- 3	3- 3				
3- 3	0- 0	0- 0	HOME	0- 0	0- 1	3- 2				
0- 7	0- 3	0- 0	AWAY	0- 1	0- 2	0- 1				
0- 2	0- 2	0- 0	NEUTRAL	0- 0	0- 0	0- 0				
6- 6	0- 0	0- 0	CONFERENCE	0- 2	0- 0	6- 4				
4- 3	0- 0	0- 0	HOME	0- 1	0- 0	4- 2				
2- 3	0- 0	0- 0	AWAY	0- 1	0- 0	2- 2				
0- 0	0- 0	0- 0	NEUTRAL	0- 0	0- 0	0- 0				

RPI 1-25				RPI 26-50				RPI 51-100				RPI 101+ Team's RPI: 240			
RPI	S	Opponent	Score	RPI	S	Opponent	Score	RPI	S	Opponent	Score	RPI	S	Opponent	Score
2	N	South Carolina	71 90					54	A	UC Riverside	61 81	118	A	Hawaii	60 74
6	A	Oregon St.	51 75					93	A	New Mexico St.	63 86	118	H	Hawaii	55 65
8	N	Arizona St.	47 60					93	H	New Mexico St.	59 67	134	A	Fresno St.	52 57
9	A	UCLA	68 82									154	H	Pacific	74 80
10	A	Stanford	41 83									195	H	San Jose St.	90 88
												197	H	Cal Poly	57 52
												205	A	UTRGV	46 60
												205	H	UTRGV	80 66
												206	A	Utah Valley	53 72
												206	H	Utah Valley	61 54
												226	H	Grand Canyon	51 61
												258	H	Seattle	76 68
												262	A	UC Santa Barbara	60 61
												266	H	Pepperdine	73 76
												303	A	UMKC	78 68
												303	H	UMKC	40 56
												338	H	UC Irvine	65 39
												340	A	Chicago St.	74 61
												340	H	Chicago St.	76 43
LAST 12 Division I GAMES:															
205	H	UTRGV	80 66	226	H	Grand Canyon	51 61								
93	H	New Mexico St.	59 67	93	A	New Mexico St.	63 86								
206	A	Utah Valley	53 72	205	A	UTRGV	46 60								
340	A	Chicago St.	74 61	258	H	Seattle	76 68								
303	A	UMKC	78 68	303	H	UMKC	40 56								
206	H	Utah Valley	61 54	340	H	Chicago St.	76 43								

Non-Div I Games:

CSU Bakersfield

Loss, Non-Conf, S Site, H Home A Away N Neutral

Average RPI Win:	258	WON-LOST	WINNING	LAST 10	STRENGTH OF	OPP. STRENGTH	TEAM	ADJ.	CONF.	ADJ CONF.
Average RPI Loss:	157	RECORD	PCT. RANK	GAMES	SCHEDULE	OF SCHEDULE	RPI	RPI	RPI	RPI
DIV. I ONLY	6- 21	305	4- 6	240	160	298	298	22	22	
DIV. I NON-CONF.	2- 12	311	0- 0	229	55	294	294	21	21	
TOTALS	RPI 1-25	RPI 26-50	W-L RECORDS	RPI 51-100	RPI 101-150	RPI 150+				
6- 21	0- 2	0- 0	OVERALL	0- 6	2- 3	4- 10				
4- 8	0- 1	0- 0	HOME	0- 2	2- 0	2- 5				
2- 13	0- 1	0- 0	AWAY	0- 4	0- 3	2- 5				
0- 0	0- 0	0- 0	NEUTRAL	0- 0	0- 0	0- 0				
2- 12	0- 2	0- 0	NON-CONFERENCE	0- 4	1- 1	1- 5				
1- 4	0- 1	0- 0	HOME	0- 1	1- 0	0- 2				
1- 8	0- 1	0- 0	AWAY	0- 3	0- 1	1- 3				
0- 0	0- 0	0- 0	NEUTRAL	0- 0	0- 0	0- 0				
4- 9	0- 0	0- 0	CONFERENCE	0- 2	1- 2	3- 5				
3- 4	0- 0	0- 0	HOME	0- 1	1- 0	2- 3				
1- 5	0- 0	0- 0	AWAY	0- 1	0- 2	1- 2				
0- 0	0- 0	0- 0	NEUTRAL	0- 0	0- 0	0- 0				

RPI 1-25				RPI 26-50				RPI 51-100				RPI 101+ Team's RPI: 298			
RPI	S	Opponent	Score	RPI	S	Opponent	Score	RPI	S	Opponent	Score	RPI	S	Opponent	Score
8	A	Arizona St.	46 69					54	A	UC Riverside	76 83	118	A	Hawaii	50 77
18	H	Georgia	58 83					54	H	UC Riverside	62 84	118	H	Hawaii	63 60
								58	H	St. Mary's (CA)	59 93	126	H	Penn St.	81 73
								78	A	San Diego	64 86	130	A	Long Beach St.	71 74
								80	A	Utah	56 97	137	A	Idaho	50 106
								97	A	California	44 106	187	H	UC Davis	52 75
												197	A	Cal Poly	62 66
												197	H	Cal Poly	66 77
												200	A	Eastern Wash.	59 70
												248	H	San Diego St.	65 67
												258	H	Seattle	56 62
												262	A	UC Santa Barbara	58 70
												262	H	UC Santa Barbara	49 65
												286	A	Portland	68 62
												315	A	Portland St.	77 83
												329	A	Southern Utah	65 67
												338	A	UC Irvine	83 64
												338	H	UC Irvine	62 48
												339	H	Cal St. Fullerton	79 52
LAST 12 Division I GAMES:															
				54	H	UC Riverside	62 84					339	H	Cal St. Fullerton	79 52
				197	H	Cal Poly	66 77					338	A	UC Irvine	83 64
				262	A	UC Santa Barbara	58 70					118	H	Hawaii	63 60
				338	H	UC Irvine	62 48					197	A	Cal Poly	62 66
				54	A	UC Riverside	76 83					262	H	UC Santa Barbara	49 65
				130	A	Long Beach St.	71 74					118	A	Hawaii	50 77

Non-Div I Games:

CSUN

■ Loss,
 ■ Non-Conf,
 ■ S Site,
 ■ H Home
 ■ A Away
 N Neutral

Average RPI Loss: 128

Average RPI Win: 257		WON-LOST	WINNING	LAST 10	STRENGTH OF	OPP. STRENGTH	TEAM	ADJ.	CONF.	ADJ CONF.
Average RPI Loss: 128		RECORD	PCT. RANK	GAMES	SCHEDULE	OF SCHEDULE	RPI	RPI	RPI	RPI
DIV. I ONLY		13- 14	181	3- 7	209	235	197	197	22	22
DIV. I NON-CONF.		7- 6	156	0- 0	110	157	117	117	21	21
TOTALS		RPI 1-25	RPI 26-50	W-L RECORDS	RPI 51-100	RPI 101-150	RPI 150+			
13- 14	0- 1	0- 0	OVERALL	1- 5	1- 3	11- 5				
7- 5	0- 0	0- 0	HOME	0- 2	1- 2	6- 1				
6- 8	0- 1	0- 0	AWAY	1- 3	0- 1	5- 3				
0- 1	0- 0	0- 0	NEUTRAL	0- 0	0- 0	0- 1				
7- 6	0- 1	0- 0	NON-CONFERENCE	1- 3	1- 0	5- 2				
4- 1	0- 0	0- 0	HOME	0- 1	1- 0	3- 0				
3- 4	0- 1	0- 0	AWAY	1- 2	0- 0	2- 1				
0- 1	0- 0	0- 0	NEUTRAL	0- 0	0- 0	0- 1				
6- 8	0- 0	0- 0	CONFERENCE	0- 2	0- 3	6- 3				
3- 4	0- 0	0- 0	HOME	0- 1	0- 2	3- 1				
3- 4	0- 0	0- 0	AWAY	0- 1	0- 1	3- 2				
0- 0	0- 0	0- 0	NEUTRAL	0- 0	0- 0	0- 0				

RPI 1-25				RPI 26-50				RPI 51-100				RPI 101+				Team's RPI: 197	
RPI	S	Opponent	Score	RPI	S	Opponent	Score	RPI	S	Opponent	Score	RPI	S	Opponent	Score		
6	A	Oregon St.	43 80					54	A	UC Riverside	83 93	118	H	Hawaii	58 64		
								54	H	UC Riverside	62 75	130	A	Long Beach St.	53 65		
								58	A	St. Mary's (CA)	83 87	130	H	Long Beach St.	56 61		
								64	H	Santa Clara	63 69	134	H	Fresno St.	64 60		
								97	A	California	57 82	163	H	Montana St.	66 57		
								99	A	San Francisco	62 61	170	H	Sacramento St.	97 72		
												187	A	UC Davis	71 82		
												187	H	UC Davis	57 75		
												205	N	UTRGV	58 66		
												240	A	CSU Bakersfield	52 57		
												241	H	Loyola Marymount	70 58		
												262	A	UC Santa Barbara	67 78		
												266	A	Pepperdine	61 47		
												298	A	CSUN	77 66		
												298	H	CSUN	66 62		
												312	A	A&M-Corpus Christi	56 45		
												338	A	UC Irvine	72 54		
												338	H	UC Irvine	50 38		
												339	A	Cal St. Fullerton	63 57		
												339	H	Cal St. Fullerton	51 46		
LAST 12 Division I GAMES:																	
				130	H	Long Beach St.	56 61					118	H	Hawaii	58 64		
				298	A	CSUN	77 66					130	A	Long Beach St.	53 65		
				339	A	Cal St. Fullerton	63 57					54	A	UC Riverside	83 93		
				54	H	UC Riverside	62 75					187	H	UC Davis	57 75		
				187	A	UC Davis	71 82					298	H	CSUN	66 62		
				338	H	UC Irvine	50 38					339	H	Cal St. Fullerton	51 46		

Non-Div I Games:

Cal Poly

■ Loss, ■ Non-Conf, S Site, H Home A Away N Neutral

C a l s t . F u l l e r t o n

C a l s t . F u l l e r t o n

Cal St. Fullerton

California

Through Games Of Feb. 24, 2016

Average RPI Win:	134	WON-LOST	WINNING	LAST 10	STRENGTH OF	OPP. STRENGTH	TEAM	ADJ.	CONF.	ADJ CONF.
Average RPI Loss:	48	RECORD	PCT. RANK	GAMES	SCHEDULE	OF SCHEDULE	RPI	RPI	RPI	RPI
DIV. I ONLY	12- 15	207	2- 8	21	3	97	97	1	1	
DIV. I NON-CONF.	8- 2	51	0- 0	48	52	41	41	1	1	
TOTALS	RPI 1-25	RPI 26-50	W-L RECORDS	RPI 51-100	RPI 101-150	RPI 150+				
12- 15	2- 7	0- 2	OVERALL	3- 4	2- 1	5- 1				
9- 5	1- 2	0- 1	HOME	3- 2	1- 0	4- 0				
2- 9	1- 1	0- 0	AWAY	0- 0	0- 0	1- 0				
1- 1	0- 1	0- 0	NEUTRAL	0- 0	1- 0	0- 0				
8- 2	1- 1	0- 0	NON-CONFERENCE	2- 1	1- 0	4- 0				
5- 1	0- 0	0- 0	HOME	2- 1	0- 0	3- 0				
2- 0	1- 0	0- 0	AWAY	0- 0	0- 0	1- 0				
1- 1	0- 1	0- 0	NEUTRAL	0- 0	1- 0	0- 0				
4- 13	1- 6	0- 2	CONFERENCE	1- 3	1- 1	1- 1				
4- 4	1- 2	0- 1	HOME	1- 1	1- 0	1- 0				
0- 9	0- 4	0- 1	AWAY	0- 2	0- 1	0- 1				
0- 0	0- 0	0- 0	NEUTRAL	0- 0	0- 0	0- 0				

RPI	S	Opponent	Score	RPI	S	Opponent	Score	RPI	S	Opponent	Score	RPI	S	Opponent	Score
6	A	Oregon St.	48 70	30	H	Washington	65 75	54	H	UC Riverside	64 58	112	N	Liberty	77 72
8	A	Arizona St.	49 57	40	A	Southern California	47 61	58	H	St. Mary's (CA)	63 64	136	A	Arizona	52 57
8	H	Arizona St.	49 64					60	A	Oregon	59 69	136	H	Arizona	75 56
9	A	UCLA	56 75					76	H	Washington St.	74 71	170	H	Sacramento St.	117 99
9	H	UCLA	108 104					80	A	Utah	66 72	177	A	Colorado	57 78
10	A	Stanford	46 53					80	H	Utah	79 84	177	H	Colorado	64 35
10	H	Stanford	55 60					88	H	Nebraska	87 80	197	H	Cal Poly	82 57
13	N	Texas A&M	58 75									271	A	Austin Peay	67 58
15	A	Louisville	75 71									298	H	CSUN	106 44
LAST 12 Division I GAMES:															
177	A	Colorado	57 78	30	H	Washington	65 75	76	H	Washington St.	74 71				
80	A	Utah	66 72	40	A	Southern California	47 61	9	A	UCLA	56 75				
136	H	Arizona	75 56	8	H	Arizona St.	49 64	60	A	Oregon	59 69				
10	H	Stanford	55 60	10	A	Stanford	46 53	6	A	Oregon St.	48 70				

Non-Div I Games:

California

Loss, Non-Conf, S Site, H Home A Away N Neutral

Average RPI Win:	305	WON-LOST	WINNING	LAST 10	STRENGTH OF	OPP. STRENGTH	TEAM	ADJ.	CONF.	ADJ CONF.
Average RPI Loss:	193	RECORD	PCT. RANK	GAMES	SCHEDULE	OF SCHEDULE	RPI	RPI	RPI	RPI
DIV. I ONLY	10- 15	232	3- 7	315	322	292	292	27	27	
DIV. I NON-CONF.	5- 3	119	0- 0	290	347	181	181	29	29	
TOTALS	RPI 1-25	RPI 26-50	W-L RECORDS	RPI 51-100	RPI 101-150	RPI 150+				
10- 15	0- 0	0- 0	OVERALL	0- 1	0- 4	10- 10				
6- 6	0- 0	0- 0	HOME	0- 0	0- 2	6- 4				
4- 8	0- 0	0- 0	AWAY	0- 1	0- 1	4- 6				
0- 1	0- 0	0- 0	NEUTRAL	0- 0	0- 1	0- 0				
5- 3	0- 0	0- 0	NON-CONFERENCE	0- 1	0- 1	5- 1				
3- 0	0- 0	0- 0	HOME	0- 0	0- 0	3- 0				
2- 2	0- 0	0- 0	AWAY	0- 1	0- 0	2- 1				
0- 1	0- 0	0- 0	NEUTRAL	0- 0	0- 1	0- 0				
5- 12	0- 0	0- 0	CONFERENCE	0- 0	0- 3	5- 9				
3- 6	0- 0	0- 0	HOME	0- 0	0- 2	3- 4				
2- 6	0- 0	0- 0	AWAY	0- 0	0- 1	2- 5				
0- 0	0- 0	0- 0	NEUTRAL	0- 0	0- 0	0- 0				

RPI S	Opponent	Score	RPI S	Opponent	Score	RPI S	Opponent	Score	RPI S	Opponent	Score	Team's RPI: 292
82	A VCU	34 57				110	N Central Ark.	34 57				
						112	A Liberty	55 67				
						112	H Liberty	52 62				
						122	H UNC Asheville	58 72				
						162	A ETSU	55 70				
						193	A Gardner-Webb	56 68				
						193	H Gardner-Webb	35 70				
						196	A Radford	59 62				
						225	A Presbyterian	54 64				
						225	H Presbyterian	45 69				
						236	H N.C. A&T	56 55				
						254	H High Point	55 69				
						269	A Coastal Caro.	83 70				
						269	H Coastal Caro.	73 52				
						294	A Charleston So.	57 65				
						294	H Charleston So.	45 60				
						310	H Western Caro.	73 66				
						320	A Winthrop	49 50				
						320	H Winthrop	69 56				
						322	A Longwood	73 56				
						322	H Longwood	72 65				
						326	A North Florida	66 55				
						330	H Mt. St. Mary's	62 53				
						349	A N.C. Central	57 48				
LAST 12 Division I GAMES:												
294	H Charleston So.	45 60	269	H Coastal Caro.	73 52							
225	A Presbyterian	54 64	294	A Charleston So.	57 65							
320	H Winthrop	69 56	320	A Winthrop	49 50							
322	H Longwood	72 65	225	H Presbyterian	45 69							
112	A Liberty	55 67	254	H High Point	55 69							
193	A Gardner-Webb	56 68	196	A Radford	59 62							

Non-Div I Games: UNC Pembroke

62 67

Campbell

■ Loss,
 ■ Non-Conf,
 ■ S Site,
 ■ H Home
 ■ A Away
 N Neutral

Average RPI Win:	248	WON-LOST	WINNING	LAST 10	STRENGTH OF	OPP. STRENGTH	TEAM	ADJ.	CONF.	ADJ CONF.
Average RPI Loss:	155	RECORD	PCT. RANK	GAMES	SCHEDULE	OF SCHEDULE	RPI	RPI	RPI	RPI
DIV. I ONLY	12- 15	207	4- 6	183	247	212	212	23	23	
DIV. I NON-CONF.	5- 4	138	0- 0	40	192	89	89	23	23	
TOTALS	RPI 1-25	RPI 26-50	W-L RECORDS	RPI 51-100	RPI 101-150	RPI 150+				
12- 15	0- 1	0- 1	OVERALL	1- 2	0- 4	11- 7				
7- 6	0- 0	0- 1	HOME	1- 1	0- 1	6- 3				
5- 9	0- 1	0- 0	AWAY	0- 1	0- 3	5- 4				
0- 0	0- 0	0- 0	NEUTRAL	0- 0	0- 0	0- 0				
5- 4	0- 1	0- 1	NON-CONFERENCE	1- 0	0- 2	4- 0				
3- 1	0- 0	0- 1	HOME	1- 0	0- 0	2- 0				
2- 3	0- 1	0- 0	AWAY	0- 0	0- 2	2- 0				
0- 0	0- 0	0- 0	NEUTRAL	0- 0	0- 0	0- 0				
7- 11	0- 0	0- 0	CONFERENCE	0- 2	0- 2	7- 7				
4- 5	0- 0	0- 0	HOME	0- 1	0- 1	4- 3				
3- 6	0- 0	0- 0	AWAY	0- 1	0- 1	3- 4				
0- 0	0- 0	0- 0	NEUTRAL	0- 0	0- 0	0- 0				

RPI 1-25				RPI 26-50				RPI 51-100				RPI 101+ Team's RPI: 212			
RPI	S	Opponent	Score	RPI	S	Opponent	Score	RPI	S	Opponent	Score	RPI	S	Opponent	Score
7	A	Texas	62 92	44	H	St. Bonaventure	47 59	89	H	Bucknell	61 56	115	A	Iona	56 79
								98	A	Quinnipiac	54 63	115	H	Iona	76 79
								98	H	Quinnipiac	68 80	131	A	Youngstown St.	51 53
												138	A	Buffalo	40 54
												161	A	Northeastern	68 57
												172	H	Marist	71 69
												198	A	Fairfield	48 52
												198	H	Fairfield	50 51
												220	A	Siena	57 61
												220	H	Siena	52 58
												232	A	Manhattan	55 77
												232	H	Manhattan	70 68
												235	H	Binghamton	80 50
												253	A	Monmouth	75 79
												253	H	Monmouth	71 81
												261	H	Saint Francis (PA)	77 52
												284	A	Rider	73 64
												284	H	Rider	60 49
												287	A	Lamar	57 55
												308	A	Niagara	68 66
												334	A	Saint Peter's	60 53
												334	H	Saint Peter's	54 42
LAST 12 Division I GAMES:															
253	H	Monmouth	71 81	115	H	Iona	76 79								
232	H	Manhattan	70 68	308	A	Niagara	68 66								
172	H	Marist	71 69	198	A	Fairfield	48 52								
284	H	Rider	60 49	220	A	Siena	57 61								
253	A	Monmouth	75 79	98	H	Quinnipiac	68 80								
232	A	Manhattan	55 77	334	H	Saint Peter's	54 42								

Non-Div I Games:

Canisius

■ Loss,
■ Non-Conf,
■ S Site,
■ H Home
■ A Away
N Neutral

Central Ark.

Through Games Of Feb. 24, 2016

Average RPI Win:	268	WON-LOST	WINNING	LAST 10	STRENGTH OF	OPP. STRENGTH	TEAM	ADJ.	CONF.	ADJ CONF.
Average RPI Loss:	72	RECORD	PCT. RANK	GAMES	SCHEDULE	OF SCHEDULE	RPI	RPI	RPI	RPI
DIV. I ONLY	19- 3	15	9- 1	319	292	110	110	28	28	
DIV. I NON-CONF.	6- 1	27	0- 0	283	341	96	96	26	26	
TOTALS	RPI 1-25	RPI 26-50	W-L RECORDS	RPI 51-100	RPI 101-150	RPI 150+				
19- 3	0- 1	0- 0	OVERALL	0- 1	1- 1	18- 0				
7- 2	0- 0	0- 0	HOME	0- 1	0- 1	7- 0				
10- 1	0- 0	0- 0	AWAY	0- 0	1- 0	9- 0				
2- 0	0- 0	0- 0	NEUTRAL	0- 0	0- 0	2- 0				
6- 1	0- 1	0- 0	NON-CONFERENCE	0- 0	0- 0	6- 0				
2- 0	0- 0	0- 0	HOME	0- 0	0- 0	2- 0				
2- 1	0- 1	0- 0	AWAY	0- 0	0- 0	2- 0				
2- 0	0- 0	0- 0	NEUTRAL	0- 0	0- 0	2- 0				
13- 2	0- 0	0- 0	CONFERENCE	0- 1	1- 1	12- 0				
5- 2	0- 0	0- 0	HOME	0- 1	0- 1	5- 0				
8- 0	0- 0	0- 0	AWAY	0- 0	1- 0	7- 0				
0- 0	0- 0	0- 0	NEUTRAL	0- 0	0- 0	0- 0				

RPI 1-25				RPI 26-50				RPI 51-100				RPI 101+ Team's RPI: 110			
RPI	S	Opponent	Score	RPI	S	Opponent	Score	RPI	S	Opponent	Score	RPI	S	Opponent	Score
23	A	Tennessee	47 102					66	H	Abilene Christian	49 61	128	A	Northwestern St.	74 49
												128	H	Northwestern St.	56 60
												157	A	McNeese St.	70 56
												211	A	Stephen F. Austin	55 53
												215	A	Southeast Mo. St.	63 54
												231	A	Sam Houston St.	73 63
												231	H	Sam Houston St.	72 53
												244	H	Houston Baptist	45 44
												272	A	Murray St.	61 51
												272	H	Murray St.	50 40
												287	H	Lamar	74 49
												292	N	Campbell	57 34
												299	N	South Carolina St.	51 38
												307	H	Southeastern La.	80 58
												311	H	Alcorn	58 35
												312	A	A&M-Corpus Christi	66 55
												319	A	Nicholls St.	71 65
												332	A	Incarnate Word	76 57
												336	A	New Orleans	59 44
												336	H	New Orleans	67 55
LAST 12 Division I GAMES:															
231	H	Sam Houston St.	72 53	307	H	Southeastern La.	80 58								
231	A	Sam Houston St.	73 63	128	A	Northwestern St.	74 49								
157	A	McNeese St.	70 56	319	A	Nicholls St.	71 65								
332	A	Incarnate Word	76 57	336	A	New Orleans	59 44								
128	H	Northwestern St.	56 60	244	H	Houston Baptist	45 44								
336	H	New Orleans	67 55	287	H	Lamar	74 49								

Non-Div I Games: Central Baptist 70 37 Hendrix 72 43 Crowley's Ridge 93 38 Jarvis Christian 77 23
Central Ark.

Loss, Non-Conf, S Site, H Home A Away N Neutral

Average RPI Win:	281	WON-LOST	WINNING	LAST 10	STRENGTH OF	OPP. STRENGTH	TEAM	ADJ.	CONF.	ADJ CONF.
Average RPI Loss:	215	RECORD	PCT. RANK	GAMES	SCHEDULE	OF SCHEDULE	RPI	RPI	RPI	RPI
DIV. I ONLY	10- 17	252	5- 5	298	330	285	285	30	30	
DIV. I NON-CONF.	3- 8	258	0- 0	217	169	272	272	32	32	
TOTALS	RPI 1-25	RPI 26-50	W-L RECORDS	RPI 51-100	RPI 101-150	RPI 150+				
10- 17	0- 1	0- 0	OVERALL	0- 2	0- 1	10- 13				
6- 6	0- 0	0- 0	HOME	0- 0	0- 0	6- 6				
4- 11	0- 1	0- 0	AWAY	0- 2	0- 1	4- 7				
0- 0	0- 0	0- 0	NEUTRAL	0- 0	0- 0	0- 0				
3- 8	0- 1	0- 0	NON-CONFERENCE	0- 2	0- 1	3- 4				
3- 1	0- 0	0- 0	HOME	0- 0	0- 0	3- 1				
0- 7	0- 1	0- 0	AWAY	0- 2	0- 1	0- 3				
0- 0	0- 0	0- 0	NEUTRAL	0- 0	0- 0	0- 0				
7- 9	0- 0	0- 0	CONFERENCE	0- 0	0- 0	7- 9				
3- 5	0- 0	0- 0	HOME	0- 0	0- 0	3- 5				
4- 4	0- 0	0- 0	AWAY	0- 0	0- 0	4- 4				
0- 0	0- 0	0- 0	NEUTRAL	0- 0	0- 0	0- 0				

RPI 1-25				RPI 26-50				RPI 51-100				RPI 101+ Team's RPI: 285			
RPI	S	Opponent	Score	RPI	S	Opponent	Score	RPI	S	Opponent	Score	RPI	S	Opponent	Score
11	A	Maryland	43 86					69	A	Maine	42 62	126	A	Penn St.	47 73
								72	A	Army West Point	52 81	164	A	Fordham	48 63
												209	H	Massachusetts	78 68
												213	A	Sacred Heart	69 79
												213	H	Sacred Heart	57 61
												217	A	Hartford	41 49
												218	A	Robert Morris	55 72
												218	H	Robert Morris	48 39
												228	H	Dartmouth	59 55
												238	H	New Hampshire	50 64
												246	A	Bryant	56 70
												246	H	Bryant	53 65
												261	A	Saint Francis (PA)	79 59
												261	H	Saint Francis (PA)	66 51
												296	A	Vermont	63 79
												309	A	Fairleigh Dickinson	78 75
												323	H	UMass Lowell	64 53
												324	A	LIU Brooklyn	65 57
												324	H	LIU Brooklyn	45 59
												330	A	Mt. St. Mary's	48 54
												330	H	Mt. St. Mary's	55 59
												333	H	St. Francis Brooklyn	65 61
												341	A	Wagner	62 52
												341	H	Wagner	63 64
LAST 12 Division I GAMES:															
330	H	Mt. St. Mary's	55 59	246	H	Bryant	53 65								
341	H	Wagner	63 64	333	H	St. Francis Brooklyn	65 61								
324	A	LIU Brooklyn	65 57	218	H	Robert Morris	48 39								
213	A	Sacred Heart	69 79	261	H	Saint Francis (PA)	66 51								
218	A	Robert Morris	55 72	213	H	Sacred Heart	57 61								
261	A	Saint Francis (PA)	79 59	341	A	Wagner	62 52								

Non-Div I Games:

Central Conn. St.

■ Loss,
■ Non-Conf,
■ S Site,
■ Home
■ A Away
N Neutral

Average RPI Win:	184	WON-LOST	WINNING	LAST 10	STRENGTH OF	OPP. STRENGTH	TEAM	ADJ.	CONF.	ADJ CONF.
Average RPI Loss:	110	RECORD	PCT. RANK	GAMES	SCHEDULE	OF SCHEDULE	RPI	RPI	RPI	RPI
DIV. I ONLY	18- 8	72	9- 1	107	136	75	75	11	11	
DIV. I NON-CONF.	6- 5	146	0- 0	128	123	130	130	13	13	
TOTALS	RPI 1-25	RPI 26-50	W-L RECORDS	RPI 51-100	RPI 101-150	RPI 150+				
18- 8	0- 1	0- 1	OVERALL	4- 0	4- 4	10- 2				
10- 3	0- 1	0- 0	HOME	2- 0	3- 2	5- 0				
7- 5	0- 0	0- 1	AWAY	2- 0	1- 2	4- 2				
1- 0	0- 0	0- 0	NEUTRAL	0- 0	0- 0	1- 0				
6- 5	0- 1	0- 0	NON-CONFERENCE	1- 0	1- 2	4- 2				
3- 2	0- 1	0- 0	HOME	1- 0	1- 1	1- 0				
2- 3	0- 0	0- 0	AWAY	0- 0	0- 1	2- 2				
1- 0	0- 0	0- 0	NEUTRAL	0- 0	0- 0	1- 0				
12- 3	0- 0	0- 1	CONFERENCE	3- 0	3- 2	6- 0				
7- 1	0- 0	0- 0	HOME	1- 0	2- 1	4- 0				
5- 2	0- 0	0- 1	AWAY	2- 0	1- 1	2- 0				
0- 0	0- 0	0- 0	NEUTRAL	0- 0	0- 0	0- 0				

RPI 1-25				RPI 26-50				RPI 51-100				RPI 101+			
RPI	S	Opponent	Score	RPI	S	Opponent	Score	RPI	S	Opponent	Score	RPI	S	Opponent	Score
21	H	Duquesne	49 68	35	A	Ohio	84 86	68	H	Middle Tenn.	81 59	102	A	Saint Joseph's	66 76
								73	A	Ball St.	74 65	103	H	Memphis	61 64
								73	H	Ball St.	67 66	108	H	Toledo	79 81
								85	A	Eastern Mich.	66 65	123	A	Akron	97 77
												123	H	Akron	81 60
												133	H	Western Mich.	53 51
												138	A	Buffalo	61 67
												145	H	SIUE	78 65
												153	A	Illinois	69 74
												180	A	Loyola Chicago	68 59
												204	A	Oakland	110 87
												207	H	Indiana St.	85 65
												219	A	Ill.-Chicago	63 66
												249	A	Northern Ill.	73 67
												249	H	Northern Ill.	95 63
												260	H	Bowling Green	76 75
												267	A	Miami (OH)	72 58
												267	H	Miami (OH)	77 54
												284	N	Rider	76 58
												318	H	Kent St.	81 61
LAST 12 Division I GAMES:															
				73	H	Ball St.	67 66	267	H	Miami (OH)	77 54				
				108	H	Toledo	79 81	133	H	Western Mich.	53 51				
				249	A	Northern Ill.	73 67	123	H	Akron	81 60				
				73	A	Ball St.	74 65	267	A	Miami (OH)	72 58				
				260	H	Bowling Green	76 75	35	A	Ohio	84 86				
				85	A	Eastern Mich.	66 65	249	H	Northern Ill.	95 63				

Non-Div I Games:

Central Mich.

■ Loss,
 ■ Non-Conf,
 ■ S Site,
 ■ H Home
 ■ A Away
 N Neutral

Charleston So.

Through Games Of Feb. 24, 2016

Average RPI Win:	293	WON-LOST	WINNING	LAST 10	STRENGTH OF	OPP. STRENGTH	TEAM	ADJ.	CONF.	ADJ CONF.
Average RPI Loss:	198	RECORD	PCT. RANK	GAMES	SCHEDULE	OF SCHEDULE	RPI	RPI	RPI	RPI
DIV. I ONLY	10- 14	223	5- 5	341	262	294	294	27	27	
DIV. I NON-CONF.	2- 4	234	0- 0	349	89	342	342	29	29	
TOTALS	RPI 1-25	RPI 26-50	W-L RECORDS	RPI 51-100	RPI 101-150	RPI 150+				
10- 14	0- 0	0- 0	OVERALL	0- 1	0- 3	10- 10				
6- 5	0- 0	0- 0	HOME	0- 0	0- 2	6- 3				
4- 9	0- 0	0- 0	AWAY	0- 1	0- 1	4- 7				
0- 0	0- 0	0- 0	NEUTRAL	0- 0	0- 0	0- 0				
2- 4	0- 0	0- 0	NON-CONFERENCE	0- 1	0- 0	2- 3				
2- 0	0- 0	0- 0	HOME	0- 0	0- 0	2- 0				
0- 4	0- 0	0- 0	AWAY	0- 1	0- 0	0- 3				
0- 0	0- 0	0- 0	NEUTRAL	0- 0	0- 0	0- 0				
8- 10	0- 0	0- 0	CONFERENCE	0- 0	0- 3	8- 7				
4- 5	0- 0	0- 0	HOME	0- 0	0- 2	4- 3				
4- 5	0- 0	0- 0	AWAY	0- 0	0- 1	4- 4				
0- 0	0- 0	0- 0	NEUTRAL	0- 0	0- 0	0- 0				

RPI 1-25				RPI 26-50				RPI 51-100				RPI 101+				Team's RPI: 294	
RPI	S	Opponent	Score	RPI	S	Opponent	Score	RPI	S	Opponent	Score	RPI	S	Opponent	Score		
								94	A	Virginia	65	85	112	A	Liberty	40	51
													112	H	Liberty	49	59
													122	H	UNC Asheville	50	58
													193	A	Gardner-Webb	55	63
													193	H	Gardner-Webb	66	63
													196	A	Radford	40	55
													196	H	Radford	50	61
													225	A	Presbyterian	37	52
													225	H	Presbyterian	49	63
													230	A	Col. of Charleston	66	81
													251	A	Clemson	36	43
													254	A	High Point	64	62
													269	A	Coastal Caro.	40	61
													269	H	Coastal Caro.	62	73
													280	A	Ga. Southern	51	64
													292	A	Campbell	60	45
													292	H	Campbell	65	57
													304	H	Wofford	74	64
													310	H	Western Caro.	80	59
													320	A	Winthrop	58	50
													320	H	Winthrop	54	51
													322	A	Longwood	63	54
													322	H	Longwood	66	58
LAST 12 Division I GAMES:																	
				292	A	Campbell	60	45					112	H	Liberty	49	59
				193	H	Gardner-Webb	66	63					320	A	Winthrop	58	50
				269	A	Coastal Caro.	40	61					292	H	Campbell	65	57
				196	H	Radford	50	61					196	A	Radford	40	55
				225	A	Presbyterian	37	52					269	H	Coastal Caro.	62	73
				322	H	Longwood	66	58					193	A	Gardner-Webb	55	63

Non-Div I Games: Paine 69 62 Columbia Int'l 67 35 Warner 73 53

Charleston So.

Loss, Non-Conf, S Site, H Home A Away N Neutral

Average RPI Win:	190	WON-LOST	WINNING	LAST 10	STRENGTH OF	OPP. STRENGTH	TEAM	ADJ.	CONF.	ADJ CONF.
Average RPI Loss:	83	RECORD	PCT. RANK	GAMES	SCHEDULE	OF SCHEDULE	RPI	RPI	RPI	RPI
DIV. I ONLY	16- 9	92	7- 3	86	131	79	79	12	12	
DIV. I NON-CONF.	7- 4	110	0- 0	81	154	82	82	10	10	
TOTALS	RPI 1-25	RPI 26-50	W-L RECORDS	RPI 51-100	RPI 101-150	RPI 150+				
16- 9	0- 0	1- 4	OVERALL	1- 2	1- 3	13- 0				
10- 2	0- 0	1- 1	HOME	1- 0	0- 1	8- 0				
5- 7	0- 0	0- 3	AWAY	0- 2	0- 2	5- 0				
1- 0	0- 0	0- 0	NEUTRAL	0- 0	1- 0	0- 0				
7- 4	0- 0	0- 3	NON-CONFERENCE	1- 1	1- 0	5- 0				
4- 1	0- 0	0- 1	HOME	1- 0	0- 0	3- 0				
2- 3	0- 0	0- 2	AWAY	0- 1	0- 0	2- 0				
1- 0	0- 0	0- 0	NEUTRAL	0- 0	1- 0	0- 0				
9- 5	0- 0	1- 1	CONFERENCE	0- 1	0- 3	8- 0				
6- 1	0- 0	1- 0	HOME	0- 0	0- 1	5- 0				
3- 4	0- 0	0- 1	AWAY	0- 1	0- 2	3- 0				
0- 0	0- 0	0- 0	NEUTRAL	0- 0	0- 0	0- 0				

RPI S	Opponent	Score	RPI S	Opponent	Score	RPI S	Opponent	Score	RPI S	Opponent	Score
26	H Miami (FL)	70 77	28	A Missouri	71 88	45	A North Carolina St.	65 72	49	A Western Ky.	66 77
49	H Western Ky.	81 72									
Team's RPI: 79											
111	N Mercer	72 62	143	A Old Dominion	85 94	143	H Old Dominion	59 71	146	A UAB	57 75
151	H Southern Miss.	80 59	155	A Marshall	64 61	155	H Marshall	87 77	171	H Louisiana Tech	63 58
173	A Davidson	99 88	188	H Fla. Atlantic	85 79	218	H Robert Morris	94 73	223	A Rice	69 58
224	A North Texas	82 70	230	H Col. of Charleston	89 61	265	A Georgia St.	83 71	302	H FIU	87 74
349	H N.C. Central	67 52									
LAST 12 Division I GAMES:											
49	H Western Ky.	81 72	302	H FIU	87 74	49	A Western Ky.	66 77	155	A Marshall	64 61
224	A North Texas	82 70	146	A UAB	57 75	68	A Middle Tenn.	67 72	171	H Louisiana Tech	63 58
223	A Rice	69 58									
143	A Old Dominion	85 94									
188	H Fla. Atlantic	85 79									

Non-Div I Games:

Charlotte

■ Loss,
 ■ Non-Conf, S Site,
 ■ Home
 ■ Away
 N Neutral

Chattanooga

Through Games Of Feb. 24, 2016

Average RPI Win:	195	WON-LOST	WINNING	LAST 10	STRENGTH OF	OPP. STRENGTH	TEAM	ADJ.	CONF.	ADJ CONF.
Average RPI Loss:	47	RECORD	PCT. RANK	GAMES	SCHEDULE	OF SCHEDULE	RPI	RPI	RPI	RPI
DIV. I ONLY	20- 7	48	8- 2	89	127	51	51	17	17	
DIV. I NON-CONF.	9- 5	108	0- 0	17	23	37	37	15	15	
TOTALS	RPI 1-25	RPI 26-50	W-L RECORDS	RPI 51-100	RPI 101-150	RPI 150+				
20- 7	0- 3	1- 2	OVERALL	3- 0	2- 2	14- 0				
13- 1	0- 1	1- 0	HOME	3- 0	2- 0	7- 0				
6- 6	0- 2	0- 2	AWAY	0- 0	0- 2	6- 0				
1- 0	0- 0	0- 0	NEUTRAL	0- 0	0- 0	1- 0				
9- 5	0- 3	1- 2	NON-CONFERENCE	3- 0	0- 0	5- 0				
7- 1	0- 1	1- 0	HOME	3- 0	0- 0	3- 0				
1- 4	0- 2	0- 2	AWAY	0- 0	0- 0	1- 0				
1- 0	0- 0	0- 0	NEUTRAL	0- 0	0- 0	1- 0				
11- 2	0- 0	0- 0	CONFERENCE	0- 0	2- 2	9- 0				
6- 0	0- 0	0- 0	HOME	0- 0	2- 0	4- 0				
5- 2	0- 0	0- 0	AWAY	0- 0	0- 2	5- 0				
0- 0	0- 0	0- 0	NEUTRAL	0- 0	0- 0	0- 0				

RPI 1-25				RPI 26-50				RPI 51-100				Team's RPI: 51				RPI 101+			
RPI	S	Opponent	Score	RPI	S	Opponent	Score	RPI	S	Opponent	Score			RPI	S	Opponent	Score		
4	H	UConn	31 79	36	A	South Fla.	33 61	91	H	UT Martin	61 46			109	A	Samford	43 48		
10	A	Stanford	30 73	38	A	Indiana	43 54	92	H	Belmont	62 53			109	H	Samford	53 30		
23	A	Tennessee	57 59	43	H	Arkansas St.	55 54	100	H	Harvard	62 58			111	A	Mercer	44 67		
														111	H	Mercer	67 45		
														151	H	Southern Miss.	53 48		
														157	H	McNeese St.	68 53		
														159	N	East Carolina	72 61		
														162	A	ETSU	65 57		
														186	H	Butler	60 49		
														227	A	Furman	56 50		
														227	H	Furman	61 46		
														257	A	UNCW	61 33		
														300	A	UNCG	74 53		
														300	H	UNCG	72 61		
														304	A	Wofford	53 40		
														304	H	Wofford	65 48		
														310	A	Western Caro.	65 51		
														310	H	Western Caro.	77 59		
LAST 12 Division I GAMES:																			
				111	H	Mercer	67 45					162	A	ETSU	65 57				
				109	H	Samford	53 30					109	A	Samford	43 48				
				310	A	Western Caro.	65 51					111	A	Mercer	44 67				
				300	A	UNCG	74 53					300	H	UNCG	72 61				
				304	H	Wofford	65 48					310	H	Western Caro.	77 59				
				227	H	Furman	61 46					227	A	Furman	56 50				

Non-Div I Games:

Chattanooga

■ Loss,
 ■ Non-Conf, S Site,
 ■ Home
 ■ Away
 N Neutral

Average RPI Win:	294	WON-LOST	WINNING	LAST 10	STRENGTH OF	OPP. STRENGTH	TEAM	ADJ.	CONF.	ADJ CONF.
Average RPI Loss:	198	RECORD	PCT. RANK	GAMES	SCHEDULE	OF SCHEDULE	RPI	RPI	RPI	RPI
DIV. I ONLY	4- 22	326	2- 8	295	259	340	340	25	25	
DIV. I NON-CONF.	2- 12	311	0- 0	302	275	339	339	25	25	
TOTALS	RPI 1-25	RPI 26-50	W-L RECORDS	RPI 51-100	RPI 101-150	RPI 150+				
4- 22	0- 1	0- 1	OVERALL	0- 2	0- 1	4- 17				
3- 11	0- 0	0- 1	HOME	0- 1	0- 0	3- 9				
1- 11	0- 1	0- 0	AWAY	0- 1	0- 1	1- 8				
0- 0	0- 0	0- 0	NEUTRAL	0- 0	0- 0	0- 0				
2- 12	0- 1	0- 1	NON-CONFERENCE	0- 0	0- 1	2- 9				
1- 6	0- 0	0- 1	HOME	0- 0	0- 0	1- 5				
1- 6	0- 1	0- 0	AWAY	0- 0	0- 1	1- 4				
0- 0	0- 0	0- 0	NEUTRAL	0- 0	0- 0	0- 0				
2- 10	0- 0	0- 0	CONFERENCE	0- 2	0- 0	2- 8				
2- 5	0- 0	0- 0	HOME	0- 1	0- 0	2- 4				
0- 5	0- 0	0- 0	AWAY	0- 1	0- 0	0- 4				
0- 0	0- 0	0- 0	NEUTRAL	0- 0	0- 0	0- 0				

RPI 1-25					RPI 26-50					RPI 51-100					RPI 101+					Team's RPI: 340	
RPI	S	Opponent	Score		RPI	S	Opponent	Score		RPI	S	Opponent	Score		RPI	S	Opponent	Score			
20	A	DePaul	42	88	47	H	Kansas St.	54	63	93	A	New Mexico St.	63	76	133	A	Western Mich.	56	65		
										93	H	New Mexico St.	60	70	153	A	Illinois	36	67		
															174	H	Milwaukee	48	55		
															204	H	Oakland	51	74		
															205	H	UTRGV	56	64		
															206	A	Utah Valley	46	74		
															206	H	Utah Valley	62	69		
															219	H	Ill.-Chicago	47	51		
															226	A	Grand Canyon	36	74		
															226	H	Grand Canyon	60	65		
															229	A	Western Ill.	50	88		
															240	A	CSU Bakersfield	43	76		
															240	H	CSU Bakersfield	61	74		
															249	H	Northern Ill.	50	68		
															258	A	Seattle	45	59		
															258	H	Seattle	57	49		
															301	A	Jackson St.	76	59		
															303	H	UMKC	77	72		
															305	H	Bradley	60	66		
															313	H	Morehead St.	75	71		
															317	A	IPFW	51	62		
															321	A	Illinois St.	53	57		
LAST 12 Division I GAMES:																					
					226	H	Grand Canyon	60	65	206	A	Utah Valley	46	74							
					206	H	Utah Valley	62	69	226	A	Grand Canyon	36	74							
					93	A	New Mexico St.	63	76	93	H	New Mexico St.	60	70							
					240	H	CSU Bakersfield	61	74	205	H	UTRGV	56	64							
					258	H	Seattle	57	49	258	A	Seattle	45	59							
					303	H	UMKC	77	72	240	A	CSU Bakersfield	43	76							

Non-Div I Games:

Chicago St.

Average RPI Win:	253	WON-LOST	WINNING	LAST 10	STRENGTH OF	OPP. STRENGTH	TEAM	ADJ.	CONF.	ADJ CONF.
Average RPI Loss:	84	RECORD	PCT. RANK	GAMES	SCHEDULE	OF SCHEDULE	RPI	RPI	RPI	RPI
DIV. I ONLY	8- 19	277	2- 8	75	82	210	210	9	9	
DIV. I NON-CONF.	4- 7	222	0- 0	28	91	170	170	7	7	
TOTALS	RPI 1-25	RPI 26-50	W-L RECORDS	RPI 51-100	RPI 101-150	RPI 150+				
8- 19	0- 6	0- 2	OVERALL	0- 3	1- 3	7- 5				
5- 9	0- 2	0- 1	HOME	0- 2	1- 1	4- 3				
3- 8	0- 2	0- 1	AWAY	0- 1	0- 2	3- 2				
0- 2	0- 2	0- 0	NEUTRAL	0- 0	0- 0	0- 0				
4- 7	0- 4	0- 0	NON-CONFERENCE	0- 1	1- 1	3- 1				
4- 2	0- 1	0- 0	HOME	0- 1	1- 0	3- 0				
0- 3	0- 1	0- 0	AWAY	0- 0	0- 1	0- 1				
0- 2	0- 2	0- 0	NEUTRAL	0- 0	0- 0	0- 0				
4- 12	0- 2	0- 2	CONFERENCE	0- 2	0- 2	4- 4				
1- 7	0- 1	0- 1	HOME	0- 1	0- 1	1- 3				
3- 5	0- 1	0- 1	AWAY	0- 1	0- 1	3- 1				
0- 0	0- 0	0- 0	NEUTRAL	0- 0	0- 0	0- 0				

RPI 1-25				RPI 26-50				RPI 51-100				RPI 101+ Team's RPI: 210			
RPI	S	Opponent	Score	RPI	S	Opponent	Score	RPI	S	Opponent	Score	RPI	S	Opponent	Score
3	N	Baylor	34 72	36	A	South Fla.	49 82	61	A	Temple	51 74	103	A	Memphis	51 54
4	A	UConn	34 88	36	H	South Fla.	51 78	61	H	Temple	49 74	103	H	Memphis	47 64
4	H	UConn	45 107					91	H	UT Martin	57 63	139	H	Northern Ky.	71 68
5	H	Ohio St.	76 105									148	A	Xavier	56 65
18	A	Georgia	42 60									158	A	Detroit	68 77
25	N	Michigan St.	63 103									159	A	East Carolina	60 63
												159	H	East Carolina	55 77
												160	H	SMU	55 73
												192	A	Tulsa	55 53
												260	H	Bowling Green	54 51
												261	H	Saint Francis (PA)	93 86
												270	A	UCF	68 50
												270	H	UCF	60 80
												283	A	Houston	67 61
												283	H	Houston	56 50
												337	H	Eastern Ill.	70 57
LAST 12 Division I GAMES:															
159	H	East Carolina	55 77	36	A	South Fla.	49 82	160	H	SMU	55 73	159	A	East Carolina	60 63
283	A	Houston	67 61	283	H	Houston	56 50	270	H	UCF	60 80	192	A	Tulsa	55 53
4	A	UConn	34 88												
36	H	South Fla.	51 78												
61	H	Temple	49 74												
103	A	Memphis	51 54												

Non-Div I Games:

Cincinnati

Average RPI Win:	247	WON-LOST	WINNING	LAST 10	STRENGTH OF	OPP. STRENGTH	TEAM	ADJ.	CONF.	ADJ CONF.
Average RPI Loss:	105	RECORD	PCT. RANK	GAMES	SCHEDULE	OF SCHEDULE	RPI	RPI	RPI	RPI
DIV. I ONLY	4- 23	330	0- 10	44	94	251	251	4	4	
DIV. I NON-CONF.	4- 9	245	0- 0	96	331	240	240	5	5	
TOTALS	RPI 1-25	RPI 26-50	W-L RECORDS	RPI 51-100	RPI 101-150	RPI 150+				
4- 23	0- 5	0- 1	OVERALL	0- 6	1- 6	3- 5				
3- 11	0- 2	0- 1	HOME	0- 2	1- 3	2- 3				
1- 10	0- 3	0- 0	AWAY	0- 4	0- 2	1- 1				
0- 2	0- 0	0- 0	NEUTRAL	0- 0	0- 1	0- 1				
4- 9	0- 1	0- 0	NON-CONFERENCE	0- 2	1- 1	3- 5				
3- 4	0- 1	0- 0	HOME	0- 0	1- 0	2- 3				
1- 3	0- 0	0- 0	AWAY	0- 2	0- 0	1- 1				
0- 2	0- 0	0- 0	NEUTRAL	0- 0	0- 1	0- 1				
0- 14	0- 4	0- 1	CONFERENCE	0- 4	0- 5	0- 0				
0- 7	0- 1	0- 1	HOME	0- 2	0- 3	0- 0				
0- 7	0- 3	0- 0	AWAY	0- 2	0- 2	0- 0				
0- 0	0- 0	0- 0	NEUTRAL	0- 0	0- 0	0- 0				

RPI	S	Opponent	Score
2	H	South Carolina	41 67
15	A	Louisville	33 75
16	A	Syracuse	62 83
17	A	Florida St.	56 75
17	H	Florida St.	40 85

RPI	S	Opponent	Score
26	H	Miami (FL)	49 83

RPI	S	Opponent	Score
52	H	Duke	43 72
60	A	Oregon	56 69
69	A	Maine	42 75
77	A	Georgia Tech	48 77
77	H	Georgia Tech	63 76
94	A	Virginia	48 65

RPI	S	Opponent	Score
113	H	Wake Forest	45 55
117	A	Virginia Tech	49 79
119	H	Boston College	64 67
120	H	Pittsburgh	56 59
122	H	UNC Asheville	67 49
124	A	North Carolina	56 72
138	N	Buffalo	51 61
186	N	Butler	50 54
191	H	William & Mary	41 58
227	A	Furman	49 70
269	H	Coastal Caro.	47 63
273	A	Tennessee Tech	71 53
291	H	Florida A&M	68 77
294	H	Charleston So.	43 36
299	H	South Carolina St.	63 54

LAST 12 Division I GAMES:

94	A	Virginia	48 65	120	H	Pittsburgh	56 59
119	H	Boston College	64 67	15	A	Louisville	33 75
77	A	Georgia Tech	48 77	77	H	Georgia Tech	63 76
113	H	Wake Forest	45 55	52	H	Duke	43 72
17	A	Florida St.	56 75	117	A	Virginia Tech	49 79
16	A	Syracuse	62 83	17	H	Florida St.	40 85

Non-Div I Games:

Clemson

■ Loss,
 ■ Non-Conf, S Site,
 ■ Home
 ■ Away
 N Neutral

Average RPI Win:	224	WON-LOST	WINNING	LAST 10	STRENGTH OF	OPP. STRENGTH	TEAM	ADJ.	CONF.	ADJ CONF.
Average RPI Loss:	161	RECORD	PCT. RANK	GAMES	SCHEDULE	OF SCHEDULE	RPI	RPI	RPI	RPI
DIV. I ONLY	6- 18	296	2- 4	162	197	277	277	14	14	
DIV. I NON-CONF.	3- 7	248	0- 1	318	273	320	320	16	16	
TOTALS	RPI 1-25	RPI 26-50	W-L RECORDS	RPI 51-100	RPI 101-150	RPI 150+				
6- 18	0- 0	0- 2	OVERALL	0- 3	2- 3	4- 10				
4- 7	0- 0	0- 1	HOME	0- 1	1- 2	3- 3				
2- 9	0- 0	0- 1	AWAY	0- 1	1- 1	1- 6				
0- 2	0- 0	0- 0	NEUTRAL	0- 1	0- 0	0- 1				
3- 7	0- 0	0- 0	NON-CONFERENCE	0- 3	0- 1	3- 3				
2- 2	0- 0	0- 0	HOME	0- 1	0- 0	2- 1				
1- 3	0- 0	0- 0	AWAY	0- 1	0- 1	1- 1				
0- 2	0- 0	0- 0	NEUTRAL	0- 1	0- 0	0- 1				
3- 11	0- 0	0- 2	CONFERENCE	0- 0	2- 2	1- 7				
2- 5	0- 0	0- 1	HOME	0- 0	1- 2	1- 2				
1- 6	0- 0	0- 1	AWAY	0- 0	1- 0	0- 5				
0- 0	0- 0	0- 0	NEUTRAL	0- 0	0- 0	0- 0				

RPI S	Opponent	Score	RPI S	Opponent	Score	RPI S	Opponent	Score	RPI S	Opponent	Score	Team's RPI: 277
27	A Green Bay	53 71	27	H Green Bay	45 66	55	N Saint Louis	65 76	101	H Wright St.	65 93	
						89	H Bucknell	57 59	108	A Toledo	53 66	
						92	A Belmont	58 76	131	A Youngstown St.	53 43	
									131	H Youngstown St.	75 68	
									139	H Northern Ky.	51 83	
									158	A Detroit	68 82	
									158	H Detroit	60 66	
									174	A Milwaukee	58 59	
									174	H Milwaukee	46 62	
									204	A Oakland	69 79	
									204	H Oakland	88 75	
									219	A Ill.-Chicago	62 80	
									239	A Valparaiso	59 66	
									260	H Bowling Green	69 48	
									300	N UNCG	51 55	
									302	H FIU	64 57	
									308	A Niagara	72 73	
									318	A Kent St.	60 49	
									328	H Evansville	63 72	
LAST 12 Division I GAMES:												
300	N UNCG	51 55	101	H Wright St.	65 93							
131	A Youngstown St.	53 43	139	H Northern Ky.	51 83							
27	A Green Bay	53 71	219	A Ill.-Chicago	62 80							
174	A Milwaukee	58 59	239	A Valparaiso	59 66							
204	H Oakland	88 75	131	H Youngstown St.	75 68							
158	H Detroit	60 66	174	H Milwaukee	46 62							

Non-Div I Games:

Cleveland St.

■ Loss,
 ■ Non-Conf,
 ■ S Site,
 ■ H Home
 ■ A Away
 N Neutral

Average RPI Win:	241	WON-LOST	WINNING	LAST 10	STRENGTH OF	OPP. STRENGTH	TEAM	ADJ.	CONF.	ADJ CONF.
Average RPI Loss:	208	RECORD	PCT. RANK	GAMES	SCHEDULE	OF SCHEDULE	RPI	RPI	RPI	RPI
DIV. I ONLY	8- 15	260	4- 6	234	315	269	269	27	27	
DIV. I NON-CONF.	2- 4	234	0- 0	250	257	261	261	29	29	
TOTALS	RPI 1-25	RPI 26-50	W-L RECORDS	RPI 51-100	RPI 101-150	RPI 150+				
8- 15	0- 0	0- 0	OVERALL	0- 1	1- 4	7- 10				
4- 5	0- 0	0- 0	HOME	0- 0	0- 2	4- 3				
4- 7	0- 0	0- 0	AWAY	0- 0	1- 1	3- 6				
0- 3	0- 0	0- 0	NEUTRAL	0- 1	0- 1	0- 1				
2- 4	0- 0	0- 0	NON-CONFERENCE	0- 1	0- 1	2- 2				
1- 0	0- 0	0- 0	HOME	0- 0	0- 0	1- 0				
1- 1	0- 0	0- 0	AWAY	0- 0	0- 0	1- 1				
0- 3	0- 0	0- 0	NEUTRAL	0- 1	0- 1	0- 1				
6- 11	0- 0	0- 0	CONFERENCE	0- 0	1- 3	5- 8				
3- 5	0- 0	0- 0	HOME	0- 0	0- 2	3- 3				
3- 6	0- 0	0- 0	AWAY	0- 0	1- 1	2- 5				
0- 0	0- 0	0- 0	NEUTRAL	0- 0	0- 0	0- 0				

RPI 1-25				RPI 26-50				RPI 51-100				RPI 101+ Team's RPI: 269			
RPI	S	Opponent	Score	RPI	S	Opponent	Score	RPI	S	Opponent	Score	RPI	S	Opponent	Score
								74	N	Hofstra	40 82	112	A	Liberty	58 51
												112	H	Liberty	63 65
												113	N	Wake Forest	52 81
												122	A	UNC Asheville	69 77
												122	H	UNC Asheville	52 63
												193	A	Gardner-Webb	59 56
												196	A	Radford	45 61
												196	H	Radford	36 49
												213	N	Sacred Heart	62 71
												225	A	Presbyterian	42 66
												225	H	Presbyterian	60 47
												251	A	Clemson	63 47
												254	A	High Point	52 53
												254	H	High Point	79 53
												261	A	Saint Francis (PA)	74 106
												292	A	Campbell	52 73
												292	H	Campbell	70 83
												294	A	Charleston So.	73 62
												294	H	Charleston So.	61 40
												304	H	Wofford	83 69
												320	A	Winthrop	43 52
												322	H	Longwood	48 56
LAST 12 Division I GAMES:															
225	H	Presbyterian	60 47	196	H	Radford	36 49								
112	A	Liberty	58 51	292	A	Campbell	52 73								
294	H	Charleston So.	61 40	225	A	Presbyterian	42 66								
320	A	Winthrop	43 52	112	H	Liberty	63 65								
254	H	High Point	79 53	294	A	Charleston So.	73 62								
122	A	UNC Asheville	69 77	254	A	High Point	52 53								

Non-Div I Games: Allen 86 45 Warren Wilson 100 49 Mid-Atlantic Christ105 15

Coastal Caro.

Loss, Non-Conf, S Site, H Home A Away N Neutral

Average RPI Win:	242	WON-LOST	WINNING	LAST 10	STRENGTH OF	OPP. STRENGTH	TEAM	ADJ.	CONF.	ADJ CONF.
Average RPI Loss:	118	RECORD	PCT. RANK	GAMES	SCHEDULE	OF SCHEDULE	RPI	RPI	RPI	RPI
DIV. I ONLY	9- 16	255	4- 6	133	177	230	230	13	13	
DIV. I NON-CONF.	5- 6	180	0- 0	121	262	184	184	11	11	
TOTALS	RPI 1-25	RPI 26-50	W-L RECORDS	RPI 51-100	RPI 101-150	RPI 150+				
9- 16	0- 1	0- 2	OVERALL	1- 5	0- 3	8- 5				
6- 7	0- 1	0- 1	HOME	1- 2	0- 0	5- 3				
3- 9	0- 0	0- 1	AWAY	0- 3	0- 3	3- 2				
0- 0	0- 0	0- 0	NEUTRAL	0- 0	0- 0	0- 0				
5- 6	0- 1	0- 1	NON-CONFERENCE	0- 1	0- 3	5- 0				
4- 2	0- 1	0- 1	HOME	0- 0	0- 0	4- 0				
1- 4	0- 0	0- 0	AWAY	0- 1	0- 3	1- 0				
0- 0	0- 0	0- 0	NEUTRAL	0- 0	0- 0	0- 0				
4- 10	0- 0	0- 1	CONFERENCE	1- 4	0- 0	3- 5				
2- 5	0- 0	0- 0	HOME	1- 2	0- 0	1- 3				
2- 5	0- 0	0- 1	AWAY	0- 2	0- 0	2- 2				
0- 0	0- 0	0- 0	NEUTRAL	0- 0	0- 0	0- 0				

RPI 1-25				RPI 26-50				RPI 51-100				RPI 101+ Team's RPI: 230			
RPI	S	Opponent	Score	RPI	S	Opponent	Score	RPI	S	Opponent	Score	RPI	S	Opponent	Score
15	H	Louisville	67 71	42	A	James Madison	61 83	74	H	Hofstra	58 62	111	A	Mercer	58 66
				49	H	Western Ky.	44 78	79	A	Charlotte	61 89	117	A	Virginia Tech	47 81
								81	A	Drexel	54 66	150	A	Boise St.	38 61
								81	H	Drexel	49 46	161	H	Northeastern	49 52
								96	A	Elon	41 52	169	A	Delaware	55 72
								96	H	Elon	38 54	169	H	Delaware	47 63
												191	A	William & Mary	55 51
												191	H	William & Mary	40 66
												199	A	Weber St.	50 42
												257	A	UNCW	64 53
												275	H	Appalachian St.	60 50
												281	A	Towson	51 62
												281	H	Towson	67 55
												283	H	Houston	55 48
												294	H	Charleston So.	81 66
												320	H	Winthrop	77 63
LAST 12 Division I GAMES:															
191	H	William & Mary	40 66	281	H	Towson	67 55								
96	H	Elon	38 54	191	A	William & Mary	55 51								
281	A	Towson	51 62	96	A	Elon	41 52								
169	A	Delaware	55 72	257	A	UNCW	64 53								
81	H	Drexel	49 46	169	H	Delaware	47 63								
161	H	Northeastern	49 52	74	H	Hofstra	58 62								

Non-Div I Games:

Col. of Charleston

■ Loss,
 ■ Non-Conf,
 S Site,
 ■ Home
 ■ Away
 N Neutral

Average RPI Win: 301	WON-LOST	WINNING	LAST 10	STRENGTH OF	OPP. STRENGTH	TEAM	ADJ.	CONF.	ADJ CONF.
Average RPI Loss: 184	RECORD	PCT. RANK	GAMES	SCHEDULE	OF SCHEDULE	RPI	RPI	RPI	RPI
DIV. I ONLY	4- 22	326	1- 9	193	275	306	306	26	26
DIV. I NON-CONF.	2- 8	290	0- 0	124	206	260	260	27	27
TOTALS	RPI 1-25	RPI 26-50	W-L RECORDS	RPI 51-100	RPI 101-150	RPI 150+			
4- 22	0- 2	0- 1	OVERALL	0- 4	0- 1	4- 14			
1- 11	0- 1	0- 1	HOME	0- 2	0- 1	1- 6			
3- 11	0- 1	0- 0	AWAY	0- 2	0- 0	3- 8			
0- 0	0- 0	0- 0	NEUTRAL	0- 0	0- 0	0- 0			
2- 8	0- 2	0- 1	NON-CONFERENCE	0- 0	0- 1	2- 4			
1- 4	0- 1	0- 1	HOME	0- 0	0- 1	1- 1			
1- 4	0- 1	0- 0	AWAY	0- 0	0- 0	1- 3			
0- 0	0- 0	0- 0	NEUTRAL	0- 0	0- 0	0- 0			
2- 14	0- 0	0- 0	CONFERENCE	0- 4	0- 0	2- 10			
0- 7	0- 0	0- 0	HOME	0- 2	0- 0	0- 5			
2- 7	0- 0	0- 0	AWAY	0- 2	0- 0	2- 5			
0- 0	0- 0	0- 0	NEUTRAL	0- 0	0- 0	0- 0			

RPI 1-25				RPI 26-50				RPI 51-100				RPI 101+ Team's RPI: 306			
RPI	S	Opponent	Score	RPI	S	Opponent	Score	RPI	S	Opponent	Score	RPI	S	Opponent	Score
4	H	UConn	50 94	44	H	St. Bonaventure	38 62	72	A	Army West Point	55 67	107	H	Gonzaga	50 80
20	A	DePaul	46 96					72	H	Army West Point	55 78	175	A	Cornell	60 73
								89	A	Bucknell	60 79	216	A	Lehigh	74 83
								89	H	Bucknell	51 71	220	H	Siena	52 50
												233	A	Navy	41 51
												233	H	Navy	58 62
												235	A	Binghamton	56 63
												245	A	Loyola Maryland	38 55
												245	H	Loyola Maryland	49 65
												250	A	Holy Cross	61 70
												250	H	Holy Cross	71 80
												253	H	Monmouth	80 86
												274	A	American	56 64
												274	H	American	37 49
												316	A	Lafayette	72 59
												318	A	Kent St.	71 76
												324	A	LIU Brooklyn	63 53
												344	A	Boston U.	72 63
												344	H	Boston U.	58 71
LAST 12 Division I GAMES:															
216	A	Lehigh	74 83	250	A	Holy Cross	61 70								
245	A	Loyola Maryland	38 55	274	A	American	56 64								
344	H	Boston U.	58 71	245	H	Loyola Maryland	49 65								
89	A	Bucknell	60 79	344	A	Boston U.	72 63								
72	H	Army West Point	55 78	89	H	Bucknell	51 71								
233	H	Navy	58 62	72	A	Army West Point	55 67								

Non-Div I Games:

Colgate

■ Loss,
 ■ Non-Conf,
 ■ S Site,
 ■ Home
 ■ A Away
 N Neutral

Colorado

Through Games Of Feb. 24, 2016

Average RPI Win:	181	WON-LOST	WINNING	LAST 10	STRENGTH OF	OPP. STRENGTH	TEAM	ADJ.	CONF.	ADJ CONF.
Average RPI Loss:	57	RECORD	PCT. RANK	GAMES	SCHEDULE	OF SCHEDULE	RPI	RPI	RPI	RPI
DIV. I ONLY	7- 20	291	2- 8	12	20	177	177	1	1	
DIV. I NON-CONF.	5- 6	180	0- 0	65	120	162	162	1	1	
TOTALS	RPI 1-25	RPI 26-50	W-L RECORDS	RPI 51-100	RPI 101-150	RPI 150+				
7- 20	0- 8	1- 3	OVERALL	1- 6	0- 2	5- 1				
7- 9	0- 4	1- 2	HOME	1- 3	0- 0	5- 0				
0- 11	0- 4	0- 1	AWAY	0- 3	0- 2	0- 1				
0- 0	0- 0	0- 0	NEUTRAL	0- 0	0- 0	0- 0				
5- 6	0- 2	0- 2	NON-CONFERENCE	0- 0	0- 1	5- 1				
5- 2	0- 1	0- 1	HOME	0- 0	0- 0	5- 0				
0- 4	0- 1	0- 1	AWAY	0- 0	0- 1	0- 1				
0- 0	0- 0	0- 0	NEUTRAL	0- 0	0- 0	0- 0				
2- 14	0- 6	1- 1	CONFERENCE	1- 6	0- 1	0- 0				
2- 7	0- 3	1- 1	HOME	1- 3	0- 0	0- 0				
0- 7	0- 3	0- 0	AWAY	0- 3	0- 1	0- 0				
0- 0	0- 0	0- 0	NEUTRAL	0- 0	0- 0	0- 0				

RPI 1-25				RPI 26-50				RPI 51-100				RPI 101+ Team's RPI: 177			
RPI	S	Opponent	Score	RPI	S	Opponent	Score	RPI	S	Opponent	Score	RPI	S	Opponent	Score
6	A	Oregon St.	50 73	28	H	Missouri	75 79	60	A	Oregon	70 77	130	A	Long Beach St.	42 59
6	H	Oregon St.	47 61	30	H	Washington	74 76	60	H	Oregon	46 59	136	A	Arizona	52 63
8	A	Arizona St.	37 64	39	A	Colorado St.	63 64	76	H	Washington St.	66 74	176	H	Northern Colo.	63 41
9	H	UCLA	64 82	40	H	Southern California	66 63	80	A	Utah	55 71	209	H	Massachusetts	90 63
10	A	Stanford	56 71					80	H	Utah	68 76	225	H	Presbyterian	72 60
10	H	Stanford	49 80					97	A	California	35 64	241	H	Loyola Marymount	92 81
14	A	Kentucky	61 86					97	H	California	78 57	247	A	Wyoming	68 77
19	H	Florida	61 83									276	H	Northern Ariz.	90 66
LAST 12 Division I GAMES:															
97	H	California	78 57	40	H	Southern California	66 63	9	H	UCLA	64 82				
10	H	Stanford	49 80	9	H	UCLA	64 82	6	H	Oregon St.	47 61				
60	A	Oregon	70 77	6	H	Oregon St.	47 61	60	H	Oregon	46 59				
6	A	Oregon St.	50 73	60	H	Oregon	46 59	136	A	Arizona	52 63				
80	H	Utah	68 76	136	A	Arizona	52 63	8	A	Arizona St.	37 64				
80	A	Utah	55 71	8	A	Arizona St.	37 64								

Non-Div I Games:

Colorado

■ Loss,
■ Non-Conf,
■ S Site,
■ H Home
■ A Away
N Neutral

Average RPI Win:	218	WON-LOST	WINNING	LAST 10	STRENGTH OF	OPP. STRENGTH	TEAM	ADJ.	CONF.	ADJ CONF.
Average RPI Loss:	29	RECORD	PCT. RANK	GAMES	SCHEDULE	OF SCHEDULE	RPI	RPI	RPI	RPI
DIV. I ONLY	23- 1	5	10- 0	226	192	39	39	19	19	
DIV. I NON-CONF.	8- 1	23	0- 0	193	149	43	43	20	20	
TOTALS	RPI 1-25	RPI 26-50	W-L RECORDS	RPI 51-100	RPI 101-150	RPI 150+				
23- 1	1- 0	0- 1	OVERALL	0- 0	2- 0	20- 0				
11- 0	1- 0	0- 0	HOME	0- 0	1- 0	9- 0				
11- 1	0- 0	0- 1	AWAY	0- 0	1- 0	10- 0				
1- 0	0- 0	0- 0	NEUTRAL	0- 0	0- 0	1- 0				
8- 1	1- 0	0- 1	NON-CONFERENCE	0- 0	0- 0	7- 0				
4- 0	1- 0	0- 0	HOME	0- 0	0- 0	3- 0				
3- 1	0- 0	0- 1	AWAY	0- 0	0- 0	3- 0				
1- 0	0- 0	0- 0	NEUTRAL	0- 0	0- 0	1- 0				
15- 0	0- 0	0- 0	CONFERENCE	0- 0	2- 0	13- 0				
7- 0	0- 0	0- 0	HOME	0- 0	1- 0	6- 0				
8- 0	0- 0	0- 0	AWAY	0- 0	1- 0	7- 0				
0- 0	0- 0	0- 0	NEUTRAL	0- 0	0- 0	0- 0				

RPI 1-25				RPI 26-50				Team's RPI: 39	RPI 51-100				RPI 101+			
RPI	S	Opponent	Score	RPI	S	Opponent	Score		RPI	S	Opponent	Score	RPI	S	Opponent	Score
12	H	BYU	61 55	29	A	Penn	48 49						150	A	Boise St.	83 51
													150	H	Boise St.	68 64
													176	A	Northern Colo.	62 46
													177	H	Colorado	64 63
													178	A	New Mexico	49 48
													190	H	Montana	75 43
													195	A	San Jose St.	80 78
													195	H	San Jose St.	76 54
													201	A	UNLV	64 56
													201	H	UNLV	83 52
													208	A	Utah St.	69 49
													208	H	Utah St.	91 64
													233	A	Navy	82 73
													243	N	Morgan St.	54 36
													247	A	Wyoming	62 57
													247	H	Wyoming	63 42
													248	A	San Diego St.	60 57
													248	H	San Diego St.	70 54
													297	A	Denver	74 46
													325	A	Nevada	64 37
													332	H	Incarinate Word	60 37
													343	H	Air Force	71 47
LAST 12 Division I GAMES:																
178	A	New Mexico	49 48	248	H	San Diego St.	70 54									
247	A	Wyoming	62 57	247	H	Wyoming	63 42									
208	H	Utah St.	91 64	195	A	San Jose St.	80 78									
201	H	UNLV	83 52	343	H	Air Force	71 47									
150	A	Boise St.	83 51	208	A	Utah St.	69 49									
325	A	Nevada	64 37	248	A	San Diego St.	60 57									

Non-Div I Games: Okla. Panhandle 90 45 Western St. 84 42

Colorado St.

Loss, Non-Conf, S Site, H Home A Away N Neutral

Average RPI Win:	274	WON-LOST	WINNING	LAST 10	STRENGTH OF	OPP. STRENGTH	TEAM	ADJ.	CONF.	ADJ CONF.
Average RPI Loss:	135	RECORD	PCT. RANK	GAMES	SCHEDULE	OF SCHEDULE	RPI	RPI	RPI	RPI
DIV. I ONLY	11- 13	204	1- 9	252	223	237	237	10	10	
DIV. I NON-CONF.	10- 4	86	2- 0	310	327	169	169	12	12	
TOTALS	RPI 1-25	RPI 26-50	W-L RECORDS	RPI 51-100	RPI 101-150	RPI 150+				
11- 13	0- 1	0- 2	OVERALL	0- 2	0- 2	11- 6				
7- 5	0- 0	0- 0	HOME	0- 1	0- 1	7- 3				
4- 7	0- 1	0- 2	AWAY	0- 1	0- 0	4- 3				
0- 1	0- 0	0- 0	NEUTRAL	0- 0	0- 1	0- 0				
10- 4	0- 1	0- 0	NON-CONFERENCE	0- 0	0- 2	10- 1				
6- 1	0- 0	0- 0	HOME	0- 0	0- 1	6- 0				
4- 2	0- 1	0- 0	AWAY	0- 0	0- 0	4- 1				
0- 1	0- 0	0- 0	NEUTRAL	0- 0	0- 1	0- 0				
1- 9	0- 0	0- 2	CONFERENCE	0- 2	0- 0	1- 5				
1- 4	0- 0	0- 0	HOME	0- 1	0- 0	1- 3				
0- 5	0- 0	0- 2	AWAY	0- 1	0- 0	0- 2				
0- 0	0- 0	0- 0	NEUTRAL	0- 0	0- 0	0- 0				

RPI 1-25			RPI 26-50			RPI 51-100			RPI 101+			Team's RPI: 237
RPI	S	Opponent	Score	RPI	S	Opponent	Score	RPI	S	Opponent	Score	
8	A	Arizona St.	49 70	29	A	Penn	51 71	100	A	Harvard	54 84	108 N Toledo 75 88
				37	A	Princeton	54 86	100	H	Harvard	66 69	144 H Stony Brook 71 79
												165 H Yale 77 71
												167 A UMBC 70 68
												175 A Cornell 73 84
												175 H Cornell 59 66
												202 H Brown 63 73
												222 A Rhode Island 56 57
												228 A Dartmouth 53 63
												228 H Dartmouth 73 76
												235 H Binghamton 71 64
												245 H Loyola Maryland 63 53
												261 H Saint Francis (PA) 82 78
												296 H Vermont 73 56
												309 A Fairleigh Dickinson 87 83
												323 A UMass Lowell 67 57
												324 A LIU Brooklyn 84 74
												341 H Wagner 67 48
												345 H NJIT 72 52
LAST 12 Division I GAMES:												
228	A	Dartmouth	53 63	100	H	Harvard	66 69					
100	A	Harvard	54 84	228	H	Dartmouth	73 76					
37	A	Princeton	54 86	175	A	Cornell	73 84					
29	A	Penn	51 71	175	H	Cornell	59 66					
202	H	Brown	63 73	345	H	NJIT	72 52					
165	H	Yale	77 71	309	A	Fairleigh Dickinson	87 83					

Non-Div I Games: Central Penn 102 18

Columbia

■ Loss,
■ Non-Conf, S Site,
■ Home
■ Away
N Neutral

Average RPI Win: 300	WON-LOST	WINNING	LAST 10	STRENGTH OF	OPP. STRENGTH	TEAM	ADJ.	CONF.	ADJ CONF.
Average RPI Loss: 165	RECORD	PCT. RANK	GAMES	SCHEDULE	OF SCHEDULE	RPI	RPI	RPI	RPI
DIV. I ONLY	11- 14	213	6- 4	311	294	256	256	31	31
DIV. I NON-CONF.	3- 8	258	0- 0	87	99	189	189	30	30
TOTALS	RPI 1-25	RPI 26-50	W-L RECORDS	RPI 51-100	RPI 101-150	RPI 150+			
11- 14	0- 1	0- 2	OVERALL	0- 3	0- 1	11- 7			
7- 2	0- 0	0- 0	HOME	0- 0	0- 0	7- 2			
3- 11	0- 1	0- 2	AWAY	0- 2	0- 1	3- 5			
1- 1	0- 0	0- 0	NEUTRAL	0- 1	0- 0	1- 0			
3- 8	0- 1	0- 2	NON-CONFERENCE	0- 3	0- 1	3- 1			
1- 1	0- 0	0- 0	HOME	0- 0	0- 0	1- 1			
1- 6	0- 1	0- 2	AWAY	0- 2	0- 1	1- 0			
1- 1	0- 0	0- 0	NEUTRAL	0- 1	0- 0	1- 0			
8- 6	0- 0	0- 0	CONFERENCE	0- 0	0- 0	8- 6			
6- 1	0- 0	0- 0	HOME	0- 0	0- 0	6- 1			
2- 5	0- 0	0- 0	AWAY	0- 0	0- 0	2- 5			
0- 0	0- 0	0- 0	NEUTRAL	0- 0	0- 0	0- 0			

RPI 1-25				RPI 26-50				RPI 51-100				RPI 101+ Team's RPI: 256			
RPI	S	Opponent	Score	RPI	S	Opponent	Score	RPI	S	Opponent	Score	RPI	S	Opponent	Score
16	A	Syracuse	56 88	26	A	Miami (FL)	59 78	56	N	Auburn	54 69	117	A	Virginia Tech	39 72
				33	A	West Virginia	64 96	82	A	VCU	42 73	152	H	Hampton	68 64
								94	A	Virginia	40 75	167	H	UMBC	61 68
												236	H	N.C. A&T	65 59
												243	A	Morgan St.	51 72
												255	A	Bethune-Cookman	56 69
												281	A	Towson	81 69
												282	H	UMES	61 54
												291	A	Florida A&M	73 79
												293	A	Savannah St.	55 57
												299	A	South Carolina St.	63 67
												316	N	Lafayette	64 57
												327	H	Delaware St.	84 79
												330	H	Mt. St. Mary's	66 55
												335	A	Howard	83 67
												335	H	Howard	69 71
												347	A	Norfolk St.	56 47
												347	H	Norfolk St.	69 44
												349	H	N.C. Central	63 46
LAST 12 Division I GAMES:															
347	A	Norfolk St.	56 47	243	A	Morgan St.	51 72								
152	H	Hampton	68 64	282	H	UMES	61 54								
327	H	Delaware St.	84 79	349	H	N.C. Central	63 46								
335	H	Howard	69 71	236	H	N.C. A&T	65 59								
293	A	Savannah St.	55 57	291	A	Florida A&M	73 79								
299	A	South Carolina St.	63 67	255	A	Bethune-Cookman	56 69								

Non-Div I Games: Bowie St.

63 **64**

Coppin St.

■ Loss,
 ■ Non-Conf,
 ■ S Site,
 ■ Home
 ■ A Away
 N Neutral

Average RPI Win:	251	WON-LOST	WINNING	LAST 10	STRENGTH OF	OPP. STRENGTH	TEAM	ADJ.	CONF.	ADJ CONF.
Average RPI Loss:	136	RECORD	PCT. RANK	GAMES	SCHEDULE	OF SCHEDULE	RPI	RPI	RPI	RPI
DIV. I ONLY	13- 11	145	5- 5	228	205	175	175	10	10	
DIV. I NON-CONF.	8- 6	136	1- 1	298	312	206	206	12	12	
TOTALS	RPI 1-25	RPI 26-50	W-L RECORDS	RPI 51-100	RPI 101-150	RPI 150+				
13- 11	0- 1	0- 2	OVERALL	0- 2	0- 2	13- 4				
10- 2	0- 0	0- 0	HOME	0- 1	0- 1	10- 0				
3- 9	0- 1	0- 2	AWAY	0- 1	0- 1	3- 4				
0- 0	0- 0	0- 0	NEUTRAL	0- 0	0- 0	0- 0				
8- 6	0- 1	0- 0	NON-CONFERENCE	0- 0	0- 2	8- 3				
6- 1	0- 0	0- 0	HOME	0- 0	0- 1	6- 0				
2- 5	0- 1	0- 0	AWAY	0- 0	0- 1	2- 3				
0- 0	0- 0	0- 0	NEUTRAL	0- 0	0- 0	0- 0				
5- 5	0- 0	0- 2	CONFERENCE	0- 2	0- 0	5- 1				
4- 1	0- 0	0- 0	HOME	0- 1	0- 0	4- 0				
1- 4	0- 0	0- 2	AWAY	0- 1	0- 0	1- 1				
0- 0	0- 0	0- 0	NEUTRAL	0- 0	0- 0	0- 0				

RPI 1-25				RPI 26-50				RPI 51-100				RPI 101+ Team's RPI: 175			
RPI	S	Opponent	Score	RPI	S	Opponent	Score	RPI	S	Opponent	Score	RPI	S	Opponent	Score
10	A	Stanford	38 93	29	A	Penn	50 65	100	A	Harvard	63 68	138	A	Buffalo	41 59
				37	A	Princeton	51 71	100	H	Harvard	56 65	144	H	Stony Brook	49 58
												155	A	Marshall	47 73
												165	H	Yale	74 63
												198	H	Fairfield	59 35
												202	H	Brown	85 70
												217	A	Hartford	50 53
												228	A	Dartmouth	52 60
												228	H	Dartmouth	71 58
												235	H	Binghamton	64 57
												237	A	Columbia	66 59
												237	H	Columbia	84 73
												246	A	Bryant	70 62
												261	H	Saint Francis (PA)	75 69
												281	H	Towson	88 60
												306	H	Colgate	73 60
												327	H	Delaware St.	71 62
												335	A	Howard	74 76
												339	A	Cal St. Fullerton	59 47
LAST 12 Division I GAMES:															
100	A	Harvard	63 68	228	H	Dartmouth	71 58								
228	A	Dartmouth	52 60	100	H	Harvard	56 65								
29	A	Penn	50 65	237	H	Columbia	84 73								
37	A	Princeton	51 71	237	A	Columbia	66 59								
165	H	Yale	74 63	327	H	Delaware St.	71 62								
202	H	Brown	85 70	335	A	Howard	74 76								

Non-Div I Games:

Cornell

■ Loss,
 ■ Non-Conf, S Site,
 ■ Home
 ■ Away
 N Neutral

Creighton

Through Games Of Feb. 24, 2016

Average RPI Win:	166	WON-LOST	WINNING	LAST 10	STRENGTH OF	OPP. STRENGTH	TEAM	ADJ.	CONF.	ADJ CONF.
Average RPI Loss:	98	RECORD	PCT. RANK	GAMES	SCHEDULE	OF SCHEDULE	RPI	RPI	RPI	RPI
DIV. I ONLY	13- 15	196	4- 6	102	72	141	141	6	6	
DIV. I NON-CONF.	6- 6	160	0- 0	139	119	142	142	6	6	
TOTALS	RPI 1-25	RPI 26-50	W-L RECORDS	RPI 51-100	RPI 101-150	RPI 150+				
13- 15	0- 2	2- 2	OVERALL	1- 6	2- 3	8- 2				
8- 5	0- 1	1- 2	HOME	1- 2	2- 0	4- 0				
3- 9	0- 1	1- 0	AWAY	0- 4	0- 2	2- 2				
2- 1	0- 0	0- 0	NEUTRAL	0- 0	0- 1	2- 0				
6- 6	0- 0	0- 0	NON-CONFERENCE	0- 3	1- 2	5- 1				
3- 1	0- 0	0- 0	HOME	0- 1	1- 0	2- 0				
1- 4	0- 0	0- 0	AWAY	0- 2	0- 1	1- 1				
2- 1	0- 0	0- 0	NEUTRAL	0- 0	0- 1	2- 0				
7- 9	0- 2	2- 2	CONFERENCE	1- 3	1- 1	3- 1				
5- 4	0- 1	1- 2	HOME	1- 1	1- 0	2- 0				
2- 5	0- 1	1- 0	AWAY	0- 2	0- 1	1- 1				
0- 0	0- 0	0- 0	NEUTRAL	0- 0	0- 0	0- 0				

RPI 1-25				RPI 26-50				RPI 51-100				RPI 101+ Team's RPI: 141			
RPI	S	Opponent	Score	RPI	S	Opponent	Score	RPI	S	Opponent	Score	RPI	S	Opponent	Score
20	A	DePaul	63 81	32	H	Seton Hall	82 86	63	H	South Dakota St.	51 53	105	H	UNI	69 61
20	H	DePaul	52 78	46	H	St. John's (NY)	55 66	80	A	Utah	58 74	106	A	Drake	72 81
				50	A	Villanova	65 62	87	A	Marquette	72 79	114	N	Northwestern	52 75
				50	H	Villanova	53 48	87	H	Marquette	83 81	148	A	Xavier	55 57
								88	A	Nebraska	63 65	148	H	Xavier	74 47
								95	A	Georgetown	57 69	159	N	East Carolina	91 66
								95	H	Georgetown	44 57	172	H	Marist	89 46
												186	A	Butler	52 42
												186	H	Butler	77 49
												200	N	Eastern Wash.	66 60
												214	A	Kansas	54 67
												259	A	Omaha	69 46
												263	A	Providence	59 61
												263	H	Providence	72 48
												288	H	Wichita St.	79 54
LAST 12 Division I GAMES:															
20	H	DePaul	52 78	50	H	Villanova	53 48								
87	H	Marquette	83 81	87	A	Marquette	72 79								
263	A	Providence	59 61	20	A	DePaul	63 81								
148	A	Xavier	55 57	263	H	Providence	72 48								
186	A	Butler	52 42	186	H	Butler	77 49								
95	H	Georgetown	44 57	148	H	Xavier	74 47								

Non-Div I Games:

Creighton

■ Loss,
 ■ Non-Conf,
 ■ S Site,
 ■ H Home
 ■ A Away
 N Neutral

Average RPI Win: 235	WON-LOST	WINNING	LAST 10	STRENGTH OF	OPP. STRENGTH	TEAM	ADJ.	CONF.	ADJ CONF.
Average RPI Loss: 155	RECORD	PCT. RANK	GAMES	SCHEDULE	OF SCHEDULE	RPI	RPI	RPI	RPI
DIV. I ONLY	11- 15	222	6- 4	218	200	228	228	10	10
DIV. I NON-CONF.	5- 11	244	1- 1	307	298	302	302	12	12
TOTALS	RPI 1-25	RPI 26-50	W-L RECORDS	RPI 51-100	RPI 101-150	RPI 150+			
11- 15	0- 1	0- 2	OVERALL	1- 3	0- 1	10- 8			
4- 8	0- 0	0- 2	HOME	0- 2	0- 0	4- 4			
7- 5	0- 1	0- 0	AWAY	1- 1	0- 0	6- 3			
0- 2	0- 0	0- 0	NEUTRAL	0- 0	0- 1	0- 1			
5- 11	0- 1	0- 0	NON-CONFERENCE	0- 2	0- 1	5- 7			
2- 5	0- 0	0- 0	HOME	0- 1	0- 0	2- 4			
3- 4	0- 1	0- 0	AWAY	0- 1	0- 0	3- 2			
0- 2	0- 0	0- 0	NEUTRAL	0- 0	0- 1	0- 1			
6- 4	0- 0	0- 2	CONFERENCE	1- 1	0- 0	5- 1			
2- 3	0- 0	0- 2	HOME	0- 1	0- 0	2- 0			
4- 1	0- 0	0- 0	AWAY	1- 0	0- 0	3- 1			
0- 0	0- 0	0- 0	NEUTRAL	0- 0	0- 0	0- 0			

RPI 1-25				RPI 26-50				RPI 51-100				RPI 101+ Team's RPI: 228			
RPI	S	Opponent	Score	RPI	S	Opponent	Score	RPI	S	Opponent	Score	RPI	S	Opponent	Score
15	A	Louisville	52 94	29	H	Penn	41 56	69	H	Maine	41 59	140	N	Jacksonville	44 51
				37	H	Princeton	48 85	81	A	Drexel	53 69	157	N	McNeese St.	56 78
								100	A	Harvard	70 64	165	A	Yale	68 63
								100	H	Harvard	43 56	175	A	Cornell	58 71
												175	H	Cornell	60 52
												202	A	Brown	63 50
												204	A	Oakland	60 78
												217	A	Hartford	43 36
												222	H	Rhode Island	41 57
												237	A	Columbia	76 73
												237	H	Columbia	63 53
												238	H	New Hampshire	57 61
												250	A	Holy Cross	60 54
												274	H	American	41 45
												285	A	Central Conn. St.	55 59
												296	H	Vermont	54 56
												308	H	Niagara	60 47
												344	H	Boston U.	72 52
												345	A	NJIT	46 39
LAST 12 Division I GAMES:															
237	H	Columbia	63 53	175	A	Cornell	58 71								
175	H	Cornell	60 52	237	A	Columbia	76 73								
202	A	Brown	63 50	100	A	Harvard	70 64								
165	A	Yale	68 63	100	H	Harvard	43 56								
29	H	Penn	41 56	345	A	NJIT	46 39								
37	H	Princeton	48 85	285	A	Central Conn. St.	55 59								

Non-Div I Games:

Dartmouth

■ Loss,
■ Non-Conf,
■ S Site,
■ H Home
■ A Away
N Neutral

Average RPI Win:	226	WON-LOST	WINNING	LAST 10	STRENGTH OF	OPP. STRENGTH	TEAM	ADJ.	CONF.	ADJ CONF.
Average RPI Loss:	97	RECORD	PCT. RANK	GAMES	SCHEDULE	OF SCHEDULE	RPI	RPI	RPI	RPI
DIV. I ONLY	11- 17	238	3- 7	110	113	173	173	7	7	
DIV. I NON-CONF.	6- 7	176	0- 0	196	185	179	179	8	8	
TOTALS	RPI 1-25	RPI 26-50	W-L RECORDS	RPI 51-100	RPI 101-150	RPI 150+				
11- 17	0- 2	0- 4	OVERALL	1- 4	0- 2	10- 5				
4- 8	0- 2	0- 2	HOME	0- 2	0- 0	4- 2				
6- 9	0- 0	0- 2	AWAY	1- 2	0- 2	5- 3				
1- 0	0- 0	0- 0	NEUTRAL	0- 0	0- 0	1- 0				
6- 7	0- 1	0- 2	NON-CONFERENCE	0- 1	0- 1	6- 2				
2- 3	0- 1	0- 0	HOME	0- 1	0- 0	2- 1				
3- 4	0- 0	0- 2	AWAY	0- 0	0- 1	3- 1				
1- 0	0- 0	0- 0	NEUTRAL	0- 0	0- 0	1- 0				
5- 10	0- 1	0- 2	CONFERENCE	1- 3	0- 1	4- 3				
2- 5	0- 1	0- 2	HOME	0- 1	0- 0	2- 1				
3- 5	0- 0	0- 0	AWAY	1- 2	0- 1	2- 2				
0- 0	0- 0	0- 0	NEUTRAL	0- 0	0- 0	0- 0				

RPI	S	Opponent	Score	RPI	S	Opponent	Score	RPI	S	Opponent	Score	RPI	S	Opponent	Score	Team's RPI: 173
21	H	Duquesne	62 77	41	H	George Washington	60 79	55	A	Saint Louis	51 88	102	A	Saint Joseph's	54 87	
25	H	Michigan St.	44 73	42	A	James Madison	45 87	55	H	Saint Louis	50 79	113	A	Wake Forest	58 77	
				44	H	St. Bonaventure	47 59	71	A	Dayton	66 77	162	H	ETSU	58 65	
				45	A	North Carolina St.	42 58	79	H	Charlotte	88 99	164	A	Fordham	40 51	
								82	A	VCU	56 50	164	H	Fordham	69 51	
												183	H	George Mason	68 63	
												184	A	Richmond	67 59	
												196	A	Radford	68 79	
												209	H	Massachusetts	62 66	
												222	A	Rhode Island	62 78	
												227	A	Furman	69 51	
												254	A	High Point	62 60	
												257	A	UNCW	77 50	
												260	N	Bowling Green	60 56	
												268	A	La Salle	66 58	
												299	H	South Carolina St.	63 51	
												310	H	Western Caro.	64 51	
LAST 12 Division I GAMES:																
102	A	Saint Joseph's	54 87	71	A	Dayton	66 77									
209	H	Massachusetts	62 66	41	H	George Washington	60 79									
55	A	Saint Louis	51 88	222	A	Rhode Island	62 78									
184	A	Richmond	67 59	164	H	Fordham	69 51									
21	H	Duquesne	62 77	82	A	VCU	56 50									
183	H	George Mason	68 63	44	H	St. Bonaventure	47 59									

Non-Div I Games:

Davidson

■ Loss,
■ Non-Conf,
■ S Site,
■ H Home
■ A Away
N Neutral

Average RPI Win: 138		WON-LOST	WINNING	LAST 10	STRENGTH OF	OPP. STRENGTH	TEAM	ADJ.	CONF.	ADJ CONF.
Average RPI Loss: 59		RECORD	PCT. RANK	GAMES	SCHEDULE	OF SCHEDULE	RPI	RPI	RPI	RPI
DIV. I ONLY		13- 13	169	5- 5	7	69	71	71	7	7
DIV. I NON-CONF.		7- 4	110	0- 0	10	11	23	23	8	8
TOTALS		RPI 1-25	RPI 26-50		W-L RECORDS		RPI 51-100	RPI 101-150	RPI 150+	
13- 13	1- 3	1- 4		OVERALL		2- 4	2- 1	7- 1		
6- 6	0- 1	1- 2		HOME		1- 2	0- 1	4- 0		
5- 6	0- 1	0- 2		AWAY		0- 2	2- 0	3- 1		
2- 1	1- 1	0- 0		NEUTRAL		1- 0	0- 0	0- 0		
7- 4	1- 1	1- 1		NON-CONFERENCE		2- 1	1- 1	2- 0		
4- 1	0- 0	1- 0		HOME		1- 0	0- 1	2- 0		
1- 2	0- 0	0- 1		AWAY		0- 1	1- 0	0- 0		
2- 1	1- 1	0- 0		NEUTRAL		1- 0	0- 0	0- 0		
6- 9	0- 2	0- 3		CONFERENCE		0- 3	1- 0	5- 1		
2- 5	0- 1	0- 2		HOME		0- 2	0- 0	2- 0		
4- 4	0- 1	0- 1		AWAY		0- 1	1- 0	3- 1		
0- 0	0- 0	0- 0		NEUTRAL		0- 0	0- 0	0- 0		

RPI 1-25				RPI 26-50				RPI 51-100 Team's RPI: 71				RPI 101+			
RPI	S	Opponent	Score	RPI	S	Opponent	Score	RPI	S	Opponent	Score	RPI	S	Opponent	Score
10	N	Stanford	66 74	27	A	Green Bay	52 68	55	A	Saint Louis	56 70	102	A	Saint Joseph's	71 61
15	N	Louisville	79 66	37	H	Princeton	85 81	55	H	Saint Louis	52 55	107	H	Gonzaga	47 57
21	A	Duquesne	58 89	41	A	George Washington	62 72	57	A	Purdue	58 61	108	A	Toledo	83 57
21	H	Duquesne	72 76	41	H	George Washington	61 62	69	N	Maine	58 37	165	H	Yale	81 75
				44	H	St. Bonaventure	54 59	82	H	VCU	72 74	173	H	Davidson	77 66
								83	H	Vanderbilt	81 56	182	H	Wisconsin	87 64
												183	H	George Mason	81 58
												184	A	Richmond	60 48
												209	A	Massachusetts	69 76
												222	A	Rhode Island	67 53
												268	A	La Salle	67 51
LAST 12 Division I GAMES:															
55	H	Saint Louis	52 55	173	H	Davidson	77 66								
21	H	Duquesne	72 76	268	A	La Salle	67 51								
209	A	Massachusetts	69 76	102	A	Saint Joseph's	71 61								
41	A	George Washington	62 72	44	H	St. Bonaventure	54 59								
183	H	George Mason	81 58	55	A	Saint Louis	56 70								
222	A	Rhode Island	67 53	82	H	VCU	72 74								

Non-Div I Games:

Dayton

■ Loss,
 ■ Non-Conf,
 ■ S Site,
 ■ H Home
 ■ A Away
 N Neutral

Average RPI Win:	141	WON-LOST	WINNING	LAST 10	STRENGTH OF	OPP. STRENGTH	TEAM	ADJ.	CONF.	ADJ CONF.
Average RPI Loss:	48	RECORD	PCT. RANK	GAMES	SCHEDULE	OF SCHEDULE	RPI	RPI	RPI	RPI
DIV. I ONLY	23- 7	43	7- 2	28	67	20	20	6	6	
DIV. I NON-CONF.	8- 5	120	0- 1	15	43	49	49	6	6	
TOTALS	RPI 1-25	RPI 26-50	W-L RECORDS	RPI 51-100	RPI 101-150	RPI 150+				
23- 7	1- 3	6- 2	OVERALL	3- 1	6- 0	7- 1				
13- 4	0- 1	3- 2	HOME	2- 0	3- 0	5- 1				
10- 3	1- 2	3- 0	AWAY	1- 1	3- 0	2- 0				
0- 0	0- 0	0- 0	NEUTRAL	0- 0	0- 0	0- 0				
8- 5	1- 3	2- 0	NON-CONFERENCE	0- 1	2- 0	3- 1				
6- 2	0- 1	2- 0	HOME	0- 0	1- 0	3- 1				
2- 3	1- 2	0- 0	AWAY	0- 1	1- 0	0- 0				
0- 0	0- 0	0- 0	NEUTRAL	0- 0	0- 0	0- 0				
15- 2	0- 0	4- 2	CONFERENCE	3- 0	4- 0	4- 0				
7- 2	0- 0	1- 2	HOME	2- 0	2- 0	2- 0				
8- 0	0- 0	3- 0	AWAY	1- 0	2- 0	2- 0				
0- 0	0- 0	0- 0	NEUTRAL	0- 0	0- 0	0- 0				

RPI 1-25				RPI 26-50				RPI 51-100				RPI 101+			
RPI	S	Opponent	Score	RPI	S	Opponent	Score	RPI	S	Opponent	Score	RPI	S	Opponent	Score
1	A	Notre Dame	90 95	32	A	Seton Hall	86 74	63	A	South Dakota St.	79 88	114	A	Northwestern	77 64
3	A	Baylor	72 86	32	H	Seton Hall	74 83	87	H	Marquette	91 86	135	H	Southern Ill.	105 61
4	H	UConn	70 86	38	H	Indiana	84 69	95	A	Georgetown	80 66	141	A	Creighton	78 52
13	A	Texas A&M	80 66	44	H	St. Bonaventure	77 54	95	H	Georgetown	75 53	141	H	Creighton	81 63
				46	A	St. John's (NY)	71 61					148	A	Xavier	70 53
				46	H	St. John's (NY)	77 71					148	H	Xavier	82 52
				50	A	Villanova	75 47					180	H	Loyola Chicago	75 88
				50	H	Villanova	60 64					186	A	Butler	61 54
												186	H	Butler	102 63
												263	A	Providence	91 68
												263	H	Providence	96 50
												306	H	Colgate	96 46
												321	H	Illinois St.	89 41
												340	H	Chicago St.	88 42
LAST 12 Division I GAMES:															
				3	A	Baylor	72 86	50	A	Villanova	75 47				
				141	A	Creighton	78 52	46	H	St. John's (NY)	77 71				
				263	A	Providence	91 68	32	H	Seton Hall	74 83				
				186	H	Butler	102 63	263	H	Providence	96 50				
				148	H	Xavier	82 52	141	H	Creighton	81 63				
				95	A	Georgetown	80 66	148	A	Xavier	70 53				

Non-Div I Games:

DePaul

Delaware

Through Games Of Feb. 24, 2016

Average RPI Win:	226	WON-LOST	WINNING	LAST 10	STRENGTH OF	OPP. STRENGTH	TEAM	ADJ.	CONF.	ADJ CONF.
Average RPI Loss:	122	RECORD	PCT. RANK	GAMES	SCHEDULE	OF SCHEDULE	RPI	RPI	RPI	RPI
DIV. I ONLY	14- 12	148	5- 5	236	133	169	169	13	13	
DIV. I NON-CONF.	5- 6	180	0- 0	309	166	234	234	11	11	
TOTALS	RPI 1-25	RPI 26-50	W-L RECORDS	RPI 51-100	RPI 101-150	RPI 150+				
14- 12	0- 0	0- 1	OVERALL	1- 6	0- 0	13- 5				
8- 3	0- 0	0- 0	HOME	1- 2	0- 0	7- 1				
5- 8	0- 0	0- 1	AWAY	0- 4	0- 0	5- 3				
1- 1	0- 0	0- 0	NEUTRAL	0- 0	0- 0	1- 1				
5- 6	0- 0	0- 0	NON-CONFERENCE	0- 2	0- 0	5- 4				
2- 1	0- 0	0- 0	HOME	0- 0	0- 0	2- 1				
2- 4	0- 0	0- 0	AWAY	0- 2	0- 0	2- 2				
1- 1	0- 0	0- 0	NEUTRAL	0- 0	0- 0	1- 1				
9- 6	0- 0	0- 1	CONFERENCE	1- 4	0- 0	8- 1				
6- 2	0- 0	0- 0	HOME	1- 2	0- 0	5- 0				
3- 4	0- 0	0- 1	AWAY	0- 2	0- 0	3- 1				
0- 0	0- 0	0- 0	NEUTRAL	0- 0	0- 0	0- 0				

RPI S	Opponent	Score	RPI S	Opponent	Score	RPI S	Opponent	Score	RPI S	Opponent	Score	Team's RPI: 169
42	A James Madison	55 75	74	A Hofstra	49 58	159	H East Carolina	58 68				
			74	H Hofstra	54 47	161	A Northeastern	54 57				
			81	A Drexel	43 47	161	H Northeastern	59 52				
			81	H Drexel	53 54	164	A Fordham	55 48				
			89	A Bucknell	51 80	172	A Marist	56 50				
			95	A Georgetown	50 61	182	N Wisconsin	52 54				
			96	H Elon	64 66	183	A George Mason	83 90				
						191	A William & Mary	69 53				
						191	H William & Mary	67 63				
						218	A Robert Morris	50 53				
						230	A Col. of Charleston	63 47				
						230	H Col. of Charleston	72 55				
						257	H UNCW	67 59				
						281	A Towson	66 62				
						281	H Towson	69 64				
						296	H Vermont	71 60				
						314	N North Dakota St.	62 50				
						316	H Lafayette	67 47				
LAST 12 Division I GAMES:												
74	H Hofstra	54 47	81	A Drexel	43 47							
161	A Northeastern	54 57	42	A James Madison	55 75							
191	A William & Mary	69 53	191	H William & Mary	67 63							
230	H Col. of Charleston	72 55	81	H Drexel	53 54							
96	H Elon	64 66	281	H Towson	69 64							
281	A Towson	66 62	230	A Col. of Charleston	63 47							

Non-Div I Games:

Delaware

Loss, Non-Conf, S Site, H Home A Away N Neutral

Average RPI Win:	320	WON-LOST	WINNING	LAST 10	STRENGTH OF	OPP. STRENGTH	TEAM	ADJ.	CONF.	ADJ CONF.
Average RPI Loss:	198	RECORD	PCT. RANK	GAMES	SCHEDULE	OF SCHEDULE	RPI	RPI	RPI	RPI
DIV. I ONLY	8- 18	273	4- 6	322	321	327	327	31	31	
DIV. I NON-CONF.	3- 10	277	0- 0	245	246	307	307	30	30	
TOTALS	RPI 1-25	RPI 26-50	W-L RECORDS	RPI 51-100	RPI 101-150	RPI 150+				
8- 18	0- 0	0- 1	OVERALL	0- 2	0- 1	8- 14				
6- 7	0- 0	0- 0	HOME	0- 1	0- 0	6- 6				
1- 11	0- 0	0- 1	AWAY	0- 1	0- 1	1- 8				
1- 0	0- 0	0- 0	NEUTRAL	0- 0	0- 0	1- 0				
3- 10	0- 0	0- 1	NON-CONFERENCE	0- 2	0- 1	3- 6				
2- 4	0- 0	0- 0	HOME	0- 1	0- 0	2- 3				
0- 6	0- 0	0- 1	AWAY	0- 1	0- 1	0- 3				
1- 0	0- 0	0- 0	NEUTRAL	0- 0	0- 0	1- 0				
5- 8	0- 0	0- 0	CONFERENCE	0- 0	0- 0	5- 8				
4- 3	0- 0	0- 0	HOME	0- 0	0- 0	4- 3				
1- 5	0- 0	0- 0	AWAY	0- 0	0- 0	1- 5				
0- 0	0- 0	0- 0	NEUTRAL	0- 0	0- 0	0- 0				

RPI 1-25				RPI 26-50				RPI 51-100				RPI 101+				Team's RPI: 327
RPI	S	Opponent	Score	RPI	S	Opponent	Score	RPI	S	Opponent	Score	RPI	S	Opponent	Score	
				33	A	West Virginia	34 77	61	A	Temple	59 100	120	A	Pittsburgh	43 77	
								74	H	Hofstra	49 66	152	H	Hampton	54 63	
												164	A	Fordham	58 74	
												175	A	Cornell	62 71	
												188	A	Fla. Atlantic	55 83	
												191	H	William & Mary	59 65	
												216	H	Lehigh	49 83	
												236	H	N.C. A&T	64 84	
												243	A	Morgan St.	49 56	
												255	A	Bethune-Cookman	35 66	
												256	A	Coppin St.	79 84	
												275	N	Appalachian St.	76 69	
												282	H	UMES	61 70	
												291	A	Florida A&M	56 86	
												293	A	Savannah St.	67 59	
												299	A	South Carolina St.	48 61	
												299	H	South Carolina St.	79 61	
												322	H	Longwood	88 63	
												330	H	Mt. St. Mary's	41 54	
												335	H	Howard	87 86	
												341	H	Wagner	66 44	
												347	H	Norfolk St.	64 61	
												349	H	N.C. Central	66 56	
LAST 12 Division I GAMES:																
				152	H	Hampton	54 63	299	H	South Carolina St.	79 61					
				347	H	Norfolk St.	64 61	236	H	N.C. A&T	64 84					
				256	A	Coppin St.	79 84	349	H	N.C. Central	66 56					
				282	H	UMES	61 70	293	A	Savannah St.	67 59					
				291	A	Florida A&M	56 86	299	A	South Carolina St.	48 61					
				255	A	Bethune-Cookman	35 66	335	H	Howard	87 86					

Non-Div I Games:

Delaware St.

■ Loss,
 ■ Non-Conf,
 S Site,
 ■ Home
 ■ Away
 N Neutral

Average RPI Win: 292	WON-LOST	WINNING	LAST 10	STRENGTH OF	OPP. STRENGTH	TEAM	ADJ.	CONF.	ADJ CONF.
Average RPI Loss: 167	RECORD	PCT. RANK	GAMES	SCHEDULE	OF SCHEDULE	RPI	RPI	RPI	RPI
DIV. I ONLY	5- 23	318	1- 9	177	250	297	297	18	18
DIV. I NON-CONF.	2- 11	306	0- 0	186	294	286	286	19	19
TOTALS	RPI 1-25	RPI 26-50	W-L RECORDS	RPI 51-100	RPI 101-150	RPI 150+			
5- 23	0- 1	0- 1	OVERALL	0- 4	0- 5	5- 12			
2- 11	0- 0	0- 1	HOME	0- 2	0- 3	2- 5			
3- 10	0- 0	0- 0	AWAY	0- 0	0- 0	3- 1			
0- 2	0- 1	0- 0	NEUTRAL	0- 0	0- 0	0- 1			
2- 11	0- 1	0- 1	NON-CONFERENCE	0- 0	0- 1	2- 8			
0- 6	0- 0	0- 1	HOME	0- 0	0- 1	0- 4			
2- 3	0- 0	0- 0	AWAY	0- 0	0- 0	2- 3			
0- 2	0- 1	0- 0	NEUTRAL	0- 0	0- 0	0- 1			
3- 12	0- 0	0- 0	CONFERENCE	0- 4	0- 4	3- 4			
2- 5	0- 0	0- 0	HOME	0- 2	0- 2	2- 1			
1- 7	0- 0	0- 0	AWAY	0- 2	0- 2	1- 3			
0- 0	0- 0	0- 0	NEUTRAL	0- 0	0- 0	0- 0			

RPI 1-25				RPI 26-50				RPI 51-100				RPI 101+				Team's RPI: 297
RPI	S	Opponent	Score	RPI	S	Opponent	Score	RPI	S	Opponent	Score	RPI	S	Opponent	Score	
1	N	Notre Dame	52 94	39	H	Colorado St.	46 74	63	A	South Dakota St.	52 80	125	A	IUPUI	75 81	
								63	H	South Dakota St.	39 76	125	H	IUPUI	54 67	
								65	A	South Dakota	60 85	130	H	Long Beach St.	41 48	
								65	H	South Dakota	33 79	147	A	Oral Roberts	33 65	
												147	H	Oral Roberts	56 59	
												171	N	Louisiana Tech	53 58	
												174	A	Milwaukee	56 49	
												176	H	Northern Colo.	51 60	
												199	H	Weber St.	49 61	
												219	H	Ill.-Chicago	46 56	
												229	A	Western Ill.	60 63	
												229	H	Western Ill.	69 80	
												247	H	Wyoming	64 75	
												258	A	Seattle	51 59	
												259	A	Omaha	55 67	
												266	A	Pepperdine	60 64	
												303	A	UMKC	58 68	
												314	A	North Dakota St.	55 45	
												314	H	North Dakota St.	64 53	
												317	A	IPFW	49 61	
												317	H	IPFW	53 50	
												343	A	Air Force	57 48	
LAST 12 Division I GAMES:																
314	A	North Dakota St.	55 45	317	A	IPFW	49 61	125	A	IUPUI	75 81					
63	A	South Dakota St.	52 80	147	A	Oral Roberts	33 65	259	A	Omaha	55 67					
125	H	IUPUI	54 67	229	A	Western Ill.	60 63	317	H	IPFW	53 50					
229	H	Western Ill.	69 80	65	H	South Dakota	33 79									
147	H	Oral Roberts	56 59													

Non-Div I Games:

Denver

■ Loss,
 ■ Non-Conf,
 ■ S Site,
 ■ Home
 ■ A Away
 N Neutral

Average RPI Win: 219	WON-LOST	WINNING	LAST 10	STRENGTH OF	OPP. STRENGTH	TEAM	ADJ.	CONF.	ADJ CONF.
Average RPI Loss: 114	RECORD	PCT. RANK	GAMES	SCHEDULE	OF SCHEDULE	RPI	RPI	RPI	RPI
DIV. I ONLY	12- 13	186	6- 4	123	134	158	158	14	14
DIV. I NON-CONF.	3- 7	248	0- 0	168	81	258	258	16	16
TOTALS	RPI 1-25	RPI 26-50	W-L RECORDS	RPI 51-100	RPI 101-150	RPI 150+			
12- 13	0- 2	0- 2	OVERALL	0- 2	3- 4	9- 3			
6- 7	0- 0	0- 0	HOME	0- 2	1- 2	5- 3			
6- 6	0- 2	0- 2	AWAY	0- 0	2- 2	4- 0			
0- 0	0- 0	0- 0	NEUTRAL	0- 0	0- 0	0- 0			
3- 7	0- 2	0- 1	NON-CONFERENCE	0- 2	0- 1	3- 1			
3- 3	0- 0	0- 0	HOME	0- 2	0- 0	3- 1			
0- 4	0- 2	0- 1	AWAY	0- 0	0- 1	0- 0			
0- 0	0- 0	0- 0	NEUTRAL	0- 0	0- 0	0- 0			
9- 6	0- 0	0- 1	CONFERENCE	0- 0	3- 3	6- 2			
3- 4	0- 0	0- 0	HOME	0- 0	1- 2	2- 2			
6- 2	0- 0	0- 1	AWAY	0- 0	2- 1	4- 0			
0- 0	0- 0	0- 0	NEUTRAL	0- 0	0- 0	0- 0			

RPI 1-25			RPI 26-50			RPI 51-100			RPI 101+ Team's RPI: 158		
RPI	S	Opponent	Score	RPI	S	Opponent	Score	RPI	S	Opponent	Score
11	A	Maryland	41 97	27	A	Green Bay	36 58	62	H	Michigan	61 88
25	A	Michigan St.	42 81	44	A	St. Bonaventure	73 84	85	H	Eastern Mich.	68 85
LAST 12 Division I GAMES:											
101	A	Wright St.	95 93	27	A	Green Bay	36 58	101	A	Wright St.	95 93
139	A	Northern Ky.	60 81	174	A	Milwaukee	89 79	101	H	Wright St.	71 89
239	H	Valparaiso	85 65	204	H	Oakland	73 79	131	A	Youngstown St.	69 68
219	H	Ill.-Chicago	51 65	139	H	Northern Ky.	66 65	131	H	Youngstown St.	70 72
131	A	Youngstown St.	69 68	101	H	Wright St.	71 89	133	A	Western Mich.	66 70
277	A	Cleveland St.	66 60	219	A	Ill.-Chicago	89 80	139	A	Northern Ky.	60 81
				277	H	Cleveland St.	82 68	139	H	Northern Ky.	66 65
				305	H	Bradley	67 75	174	A	Milwaukee	89 79
				308	H	Niagara	80 75	204	H	Oakland	73 79
				317	H	IPFW	64 63	210	H	Cincinnati	77 68

Non-Div I Games: Salem Int'l 81 50

Detroit

Loss, Non-Conf, S Site, H Home A Away N Neutral

Average RPI Win: 210	WON-LOST	WINNING	LAST 10	STRENGTH OF	OPP. STRENGTH	TEAM	ADJ.	CONF.	ADJ CONF.
Average RPI Loss: 119	RECORD	PCT. RANK	GAMES	SCHEDULE	OF SCHEDULE	RPI	RPI	RPI	RPI
DIV. I ONLY	16- 8	78	7- 3	196	157	106	106	21	21
DIV. I NON-CONF.	6- 4	125	0- 0	112	50	94	94	17	17
TOTALS	RPI 1-25	RPI 26-50	W-L RECORDS	RPI 51-100	RPI 101-150	RPI 150+			
16- 8	0- 0	0- 1	OVERALL	2- 2	3- 3	11- 2			
8- 3	0- 0	0- 1	HOME	1- 0	3- 2	4- 0			
7- 5	0- 0	0- 0	AWAY	1- 2	0- 1	6- 2			
1- 0	0- 0	0- 0	NEUTRAL	0- 0	0- 0	1- 0			
6- 4	0- 0	0- 1	NON-CONFERENCE	0- 2	3- 0	3- 1			
3- 1	0- 0	0- 1	HOME	0- 0	3- 0	0- 0			
2- 3	0- 0	0- 0	AWAY	0- 2	0- 0	2- 1			
1- 0	0- 0	0- 0	NEUTRAL	0- 0	0- 0	1- 0			
10- 4	0- 0	0- 0	CONFERENCE	2- 0	0- 3	8- 1			
5- 2	0- 0	0- 0	HOME	1- 0	0- 2	4- 0			
5- 2	0- 0	0- 0	AWAY	1- 0	0- 1	4- 1			
0- 0	0- 0	0- 0	NEUTRAL	0- 0	0- 0	0- 0			

RPI S	Opponent	Score	RPI S	Opponent	Score	RPI S	Opponent	Score	RPI S	Opponent	Score	Team's RPI: 106
27	H Green Bay	61 86	59	A Iowa	76 89	104	H Iowa St.	74 70				
			65	A South Dakota	87 92	105	A UNI	74 85				
			90	A Missouri St.	82 75	105	H UNI	73 79				
			90	H Missouri St.	95 72	116	H North Dakota	73 63				
						135	H Southern Ill.	67 77				
						141	H Creighton	81 72				
						180	A Loyola Chicago	81 65				
						182	A Wisconsin	89 70				
						192	N Tulsa	91 80				
						201	A UNLV	76 68				
						207	A Indiana St.	53 68				
						207	H Indiana St.	80 55				
						249	A Northern Ill.	73 87				
						288	A Wichita St.	87 56				
						288	H Wichita St.	81 59				
						305	A Bradley	76 64				
						321	A Illinois St.	98 58				
						321	H Illinois St.	76 41				
						328	H Evansville	94 52				
LAST 12 Division I GAMES:												
105	A UNI	74 85	305	A Bradley	76 64							
207	A Indiana St.	53 68	105	H UNI	73 79							
321	A Illinois St.	98 58	321	H Illinois St.	76 41							
90	H Missouri St.	95 72	207	H Indiana St.	80 55							
288	H Wichita St.	81 59	288	A Wichita St.	87 56							
180	A Loyola Chicago	81 65	90	A Missouri St.	82 75							

Non-Div I Games: William Penn 100 61

Drake

■ Loss,
 ■ Non-Conf, S Site,
 ■ Home
 ■ Away
 N Neutral

Average RPI Win: 167	WON-LOST	WINNING	LAST 10	STRENGTH OF	OPP. STRENGTH	TEAM	ADJ.	CONF.	ADJ CONF.
Average RPI Loss: 89	RECORD	PCT. RANK	GAMES	SCHEDULE	OF SCHEDULE	RPI	RPI	RPI	RPI
DIV. I ONLY	15- 11	127	8- 2	64	108	81	81	13	13
DIV. I NON-CONF.	4- 7	222	0- 0	12	56	114	114	11	11
TOTALS	RPI 1-25	RPI 26-50	W-L RECORDS	RPI 51-100	RPI 101-150	RPI 150+			
15- 11	0- 1	1- 5	OVERALL	4- 1	0- 1	10- 3			
9- 3	0- 0	1- 1	HOME	3- 1	0- 0	5- 1			
6- 6	0- 1	0- 3	AWAY	1- 0	0- 1	5- 1			
0- 2	0- 0	0- 1	NEUTRAL	0- 0	0- 0	0- 1			
4- 7	0- 1	1- 3	NON-CONFERENCE	1- 1	0- 1	2- 1			
3- 1	0- 0	1- 0	HOME	1- 1	0- 0	1- 0			
1- 4	0- 1	0- 2	AWAY	0- 0	0- 1	1- 0			
0- 2	0- 0	0- 1	NEUTRAL	0- 0	0- 0	0- 1			
11- 4	0- 0	0- 2	CONFERENCE	3- 0	0- 0	8- 2			
6- 2	0- 0	0- 1	HOME	2- 0	0- 0	4- 1			
5- 2	0- 0	0- 1	AWAY	1- 0	0- 0	4- 1			
0- 0	0- 0	0- 0	NEUTRAL	0- 0	0- 0	0- 0			

RPI 1-25				RPI 26-50				RPI 51-100				Team's RPI: 81	RPI 101+			
RPI	S	Opponent	Score	RPI	S	Opponent	Score	RPI	S	Opponent	Score		RPI	S	Opponent	Score
16	A	Syracuse	62 83	29	A	Penn	67 72	74	H	Hofstra	67 64		102	A	Saint Joseph's	46 53
				36	A	South Fla.	58 73	83	H	Vanderbilt	64 74		152	A	Hampton	57 36
				42	A	James Madison	56 67	96	A	Elon	54 47		161	A	Northeastern	53 49
				42	H	James Madison	55 59	96	H	Elon	74 31		161	H	Northeastern	65 73
				44	H	St. Bonaventure	58 46	98	H	Quinnipiac	62 49		169	A	Delaware	54 53
				50	N	Villanova	55 67						169	H	Delaware	47 43
LAST 12 Division I GAMES:																
				96	A	Elon	54 47	169	H	Delaware	47 43					
				281	H	Towson	56 40	74	H	Hofstra	67 64					
				257	H	UNCW	66 60	161	A	Northeastern	53 49					
				42	H	James Madison	55 59	169	A	Delaware	54 53					
				230	A	Col. of Charleston	46 49	96	H	Elon	74 31					
				257	A	UNCW	71 57	42	A	James Madison	56 67					

Non-Div I Games:

Drexel

■ Loss,
■ Non-Conf,
■ S Site,
■ H Home
■ A Away
N Neutral

Duke				Through Games Of Feb. 24, 2016						
Average RPI Win:	154	WON-LOST	WINNING	LAST 10	STRENGTH OF	OPP. STRENGTH	TEAM	ADJ.	CONF.	ADJ CONF.
Average RPI Loss:	31	RECORD	PCT. RANK	GAMES	SCHEDULE	OF SCHEDULE	RPI	RPI	RPI	RPI
DIV. I ONLY	18- 11	102	5- 5	19	36	52	52	4	4	
DIV. I NON-CONF.	11- 3	54	0- 0	35	65	25	25	5	5	

TOTALS	RPI 1-25	RPI 26-50	W-L RECORDS	RPI 51-100	RPI 101-150	RPI 150+				
18- 11	0- 7	1- 2	OVERALL	3- 1	8- 1	6- 0				
11- 5	0- 3	0- 1	HOME	3- 1	4- 0	4- 0				
4- 6	0- 4	1- 1	AWAY	0- 0	2- 1	1- 0				
3- 0	0- 0	0- 0	NEUTRAL	0- 0	2- 0	1- 0				
11- 3	0- 3	1- 0	NON-CONFERENCE	2- 0	3- 0	5- 0				
7- 1	0- 1	0- 0	HOME	2- 0	1- 0	4- 0				
1- 2	0- 2	1- 0	AWAY	0- 0	0- 0	0- 0				
3- 0	0- 0	0- 0	NEUTRAL	0- 0	2- 0	1- 0				
7- 8	0- 4	0- 2	CONFERENCE	1- 1	5- 1	1- 0				
4- 4	0- 2	0- 1	HOME	1- 1	3- 0	0- 0				
3- 4	0- 2	0- 1	AWAY	0- 0	2- 1	1- 0				
0- 0	0- 0	0- 0	NEUTRAL	0- 0	0- 0	0- 0				

D
u
k
e

RPI 1-25				RPI 26-50				RPI 51-100 Team's RPI: 52				RPI 101+			
RPI	S	Opponent	Score	RPI	S	Opponent	Score	RPI	S	Opponent	Score	RPI	S	Opponent	Score
1	H	Notre Dame	61 68	26	A	Miami (FL)	53 61	70	H	Minnesota	84 64	104	N	Iowa St.	86 48
2	A	South Carolina	55 66	29	A	Penn	57 50	72	H	Army West Point	72 61	112	H	Liberty	79 41
13	H	Texas A&M	66 72	45	H	North Carolina St.	62 65	77	H	Georgia Tech	59 64	113	A	Wake Forest	58 64
14	A	Kentucky	61 71					94	H	Virginia	67 52	113	H	Wake Forest	95 68
15	A	Louisville	48 65									117	A	Virginia Tech	66 62
16	A	Syracuse	50 86									119	H	Boston College	71 51
17	H	Florida St.	53 69									120	A	Pittsburgh	70 48
												124	H	North Carolina	71 55
												137	N	Idaho	74 68
												209	H	Massachusetts	70 46
												221	N	Texas St.	85 34
												251	A	Clemson	72 43
												257	H	UNCW	78 56
												310	H	Western Caro.	84 47
												320	H	Winthrop	78 50

LAST 12 Division I GAMES:															
77	H	Georgia Tech	59 64	1	H	Notre Dame	61 68	120	A	Pittsburgh	70 48	124	H	North Carolina	71 55
117	A	Virginia Tech	66 62	251	A	Clemson	72 43	119	H	Boston College	71 51	45	H	North Carolina St.	62 65
113	A	Wake Forest	58 64												
17	H	Florida St.	53 69												
26	A	Miami (FL)	53 61												
94	H	Virginia	67 52												

Non-Div I Games:

Duke

Loss, Non-Conf, S Site, H Home A Away N Neutral

Average RPI Win:	170	WON-LOST	WINNING	LAST 10	STRENGTH OF	OPP. STRENGTH	TEAM	ADJ.	CONF.	ADJ CONF.
Average RPI Loss:	44	RECORD	PCT. RANK	GAMES	SCHEDULE	OF SCHEDULE	RPI	RPI	RPI	RPI
DIV. I ONLY	24- 3	10	9- 1	116	114	21	21	7	7	
DIV. I NON-CONF.	11- 1	16	0- 0	138	231	20	20	8	8	
TOTALS	RPI 1-25	RPI 26-50	W-L RECORDS	RPI 51-100	RPI 101-150	RPI 150+				
24- 3	0- 0	3- 2	OVERALL	4- 1	3- 0	14- 0				
11- 1	0- 0	3- 1	HOME	1- 0	1- 0	6- 0				
12- 2	0- 0	0- 1	AWAY	3- 1	2- 0	7- 0				
1- 0	0- 0	0- 0	NEUTRAL	0- 0	0- 0	1- 0				
11- 1	0- 0	2- 1	NON-CONFERENCE	1- 0	2- 0	6- 0				
4- 0	0- 0	2- 0	HOME	0- 0	0- 0	2- 0				
6- 1	0- 0	0- 1	AWAY	1- 0	2- 0	3- 0				
1- 0	0- 0	0- 0	NEUTRAL	0- 0	0- 0	1- 0				
13- 2	0- 0	1- 1	CONFERENCE	3- 1	1- 0	8- 0				
7- 1	0- 0	1- 1	HOME	1- 0	1- 0	4- 0				
6- 1	0- 0	0- 0	AWAY	2- 1	0- 0	4- 0				
0- 0	0- 0	0- 0	NEUTRAL	0- 0	0- 0	0- 0				

RPI S	Opponent	Score	RPI S	Opponent	Score	RPI S	Opponent	Score	RPI S	Opponent	Score
35	H Ohio	64 47	37	A Princeton	66 94	55	A Saint Louis	81 84	102	H Saint Joseph's	73 59
41	H George Washington	52 70	44	H St. Bonaventure	74 62	71	A Dayton	76 72	120	A Pittsburgh	79 65
46	H St. John's (NY)	76 57	46	H St. John's (NY)	76 57	71	H Dayton	89 58	138	A Buffalo	79 62
						75	A Central Mich.	68 49	164	H Fordham	55 40
						82	A VCU	71 67	173	A Davidson	77 62
									178	A New Mexico	78 69
									183	A George Mason	72 56
									184	A Richmond	65 44
									209	H Massachusetts	73 64
									222	A Rhode Island	79 70
									222	H Rhode Island	61 56
									236	N N.C. A&T	81 67
									268	H La Salle	74 49
									282	H UMES	95 59
									316	A Lafayette	73 65
									334	A Saint Peter's	63 38
									335	H Howard	86 62
LAST 12 Division I GAMES:											
268	H La Salle	74 49	209	H Massachusetts	73 64						
71	A Dayton	76 72	82	A VCU	71 67						
55	A Saint Louis	81 84	184	A Richmond	65 44						
102	H Saint Joseph's	73 59	44	H St. Bonaventure	74 62						
222	H Rhode Island	61 56	41	H George Washington	52 70						
173	A Davidson	77 62	222	A Rhode Island	79 70						

Non-Div I Games: Slippery Rock 79 54

Duquesne

■ Loss,
 ■ Non-Conf,
 ■ S Site,
 ■ H Home
 ■ A Away
 N Neutral

Average RPI Win: 244	WON-LOST	WINNING	LAST 10	STRENGTH OF	OPP. STRENGTH	TEAM	ADJ.	CONF.	ADJ CONF.
Average RPI Loss: 126	RECORD	PCT. RANK	GAMES	SCHEDULE	OF SCHEDULE	RPI	RPI	RPI	RPI
DIV. I ONLY	13- 12	159	6- 4	214	186	162	162	17	17
DIV. I NON-CONF.	5- 7	198	0- 0	171	136	151	151	15	15
TOTALS	RPI 1-25	RPI 26-50	W-L RECORDS	RPI 51-100	RPI 101-150	RPI 150+			
13- 12	0- 1	0- 0	OVERALL	0- 3	3- 5	10- 3			
7- 3	0- 0	0- 0	HOME	0- 1	1- 2	6- 0			
6- 9	0- 1	0- 0	AWAY	0- 2	2- 3	4- 3			
0- 0	0- 0	0- 0	NEUTRAL	0- 0	0- 0	0- 0			
5- 7	0- 1	0- 0	NON-CONFERENCE	0- 2	2- 2	3- 2			
3- 0	0- 0	0- 0	HOME	0- 0	1- 0	2- 0			
2- 7	0- 1	0- 0	AWAY	0- 2	1- 2	1- 2			
0- 0	0- 0	0- 0	NEUTRAL	0- 0	0- 0	0- 0			
8- 5	0- 0	0- 0	CONFERENCE	0- 1	1- 3	7- 1			
4- 3	0- 0	0- 0	HOME	0- 1	0- 2	4- 0			
4- 2	0- 0	0- 0	AWAY	0- 0	1- 1	3- 1			
0- 0	0- 0	0- 0	NEUTRAL	0- 0	0- 0	0- 0			

RPI 1-25				RPI 26-50				RPI 51-100				RPI 101+ Team's RPI: 162			
RPI	S	Opponent	Score	RPI	S	Opponent	Score	RPI	S	Opponent	Score	RPI	S	Opponent	Score
23	A	Tennessee	49 85					51	H	Chattanooga	57 65	109	A	Samford	47 55
								83	A	Vanderbilt	39 65	109	H	Samford	51 56
								96	A	Elon	38 50	111	A	Mercer	55 53
												111	H	Mercer	45 61
												113	A	Wake Forest	52 69
												115	A	Iona	50 56
												122	H	UNC Asheville	74 68
												143	A	Old Dominion	56 52
												173	A	Davidson	65 58
												194	A	Eastern Ky.	41 64
												227	A	Furman	77 81
												227	H	Furman	68 64
												271	H	Austin Peay	80 76
												275	A	Appalachian St.	52 70
												292	H	Campbell	70 55
												300	A	UNCG	80 77
												300	H	UNCG	89 73
												304	A	Wofford	70 54
												304	H	Wofford	70 69
												310	A	Western Caro.	45 43
												310	H	Western Caro.	74 62
LAST 12 Division I GAMES:															
109	H	Samford	51 56	51	H	Chattanooga	57 65								
111	H	Mercer	45 61	111	A	Mercer	55 53								
300	A	UNCG	80 77	109	A	Samford	47 55								
310	A	Western Caro.	45 43	310	H	Western Caro.	74 62								
227	H	Furman	68 64	300	H	UNCG	89 73								
304	H	Wofford	70 69	304	A	Wofford	70 54								

Non-Div I Games: Armstrong St. 62 52 Lees-McRae 73 46 Brevard 69 46

ETSU

Loss, Non-Conf, S Site, H Home A Away N Neutral

East Carolina

Through Games Of Feb. 24, 2016

Average RPI Win:	243	WON-LOST	WINNING	LAST 10	STRENGTH OF	OPP. STRENGTH	TEAM	ADJ.	CONF.	ADJ CONF.
Average RPI Loss:	80	RECORD	PCT. RANK	GAMES	SCHEDULE	OF SCHEDULE	RPI	RPI	RPI	RPI
DIV. I ONLY	11- 17	238	3- 7	78	105	159	159	9	9	
DIV. I NON-CONF.	6- 6	160	0- 0	38	234	111	111	7	7	
TOTALS	RPI 1-25	RPI 26-50	W-L RECORDS	RPI 51-100	RPI 101-150	RPI 150+				
11- 17	0- 3	0- 3	OVERALL	0- 5	0- 3	11- 3				
4- 6	0- 1	0- 1	HOME	0- 2	0- 1	4- 1				
5- 6	0- 1	0- 1	AWAY	0- 2	0- 0	5- 2				
2- 5	0- 1	0- 1	NEUTRAL	0- 1	0- 2	2- 0				
6- 6	0- 1	0- 1	NON-CONFERENCE	0- 2	0- 2	6- 0				
2- 0	0- 0	0- 0	HOME	0- 0	0- 0	2- 0				
2- 1	0- 0	0- 0	AWAY	0- 1	0- 0	2- 0				
2- 5	0- 1	0- 1	NEUTRAL	0- 1	0- 2	2- 0				
5- 11	0- 2	0- 2	CONFERENCE	0- 3	0- 1	5- 3				
2- 6	0- 1	0- 1	HOME	0- 2	0- 1	2- 1				
3- 5	0- 1	0- 1	AWAY	0- 1	0- 0	3- 2				
0- 0	0- 0	0- 0	NEUTRAL	0- 0	0- 0	0- 0				

RPI S	Opponent	Score	RPI S	Opponent	Score	RPI S	Opponent	Score	RPI S	Opponent	Score	Team's RPI: 159
2 N	South Carolina	57 88	35 N	Ohio	61 64	51 N	Chattanooga	61 72	103 H	Memphis	78 79	
4 A	UConn	46 92	36 A	South Fla.	54 75	56 A	Auburn	69 83	114 N	Northwestern	75 78	
4 H	UConn	41 84	36 H	South Fla.	59 61	61 H	Temple	63 83	141 N	Creighton	66 91	
						84 A	Tulane	73 78	160 A	SMU	67 74	
						84 H	Tulane	51 66	169 A	Delaware	68 58	
									192 A	Tulsa	79 81	
									192 H	Tulsa	54 55	
									200 N	Eastern Wash.	80 62	
									205 N	UTRGV	70 59	
									210 A	Cincinnati	77 55	
									210 H	Cincinnati	63 60	
									225 H	Presbyterian	84 57	
									270 A	UCF	71 56	
									283 A	Houston	68 59	
									283 H	Houston	76 70	
									311 H	Alcorn	87 58	
									312 A	A&M-Corpus Christi	82 46	
LAST 12 Division I GAMES:												
210 A	Cincinnati	77 55	192 H	Tulsa	54 55							
4 H	UConn	41 84	61 H	Temple	63 83							
283 A	Houston	68 59	84 A	Tulane	73 78							
103 H	Memphis	78 79	210 H	Cincinnati	63 60							
160 A	SMU	67 74	36 A	South Fla.	54 75							
4 A	UConn	46 92	283 H	Houston	76 70							

Non-Div I Games:

East Carolina

Loss, Non-Conf, S Site, H Home A Away N Neutral

Average RPI Win:	204	WON-LOST	WINNING	LAST 10	STRENGTH OF	OPP. STRENGTH	TEAM	ADJ.	CONF.	ADJ CONF.
Average RPI Loss:	202	RECORD	PCT. RANK	GAMES	SCHEDULE	OF SCHEDULE	RPI	RPI	RPI	RPI
DIV. I ONLY	3- 24	339	2- 8	224	286	337	337	24	24	
DIV. I NON-CONF.	1- 11	336	0- 0	158	319	321	321	24	24	
TOTALS	RPI 1-25	RPI 26-50	W-L RECORDS	RPI 51-100	RPI 101-150	RPI 150+				
3- 24	0- 0	0- 0	OVERALL	0- 4	1- 2	2- 18				
3- 9	0- 0	0- 0	HOME	0- 1	1- 0	2- 8				
0- 15	0- 0	0- 0	AWAY	0- 3	0- 2	0- 10				
0- 0	0- 0	0- 0	NEUTRAL	0- 0	0- 0	0- 0				
1- 11	0- 0	0- 0	NON-CONFERENCE	0- 1	1- 1	0- 9				
1- 4	0- 0	0- 0	HOME	0- 0	1- 0	0- 4				
0- 7	0- 0	0- 0	AWAY	0- 1	0- 1	0- 5				
0- 0	0- 0	0- 0	NEUTRAL	0- 0	0- 0	0- 0				
2- 13	0- 0	0- 0	CONFERENCE	0- 3	0- 1	2- 9				
2- 5	0- 0	0- 0	HOME	0- 1	0- 0	2- 4				
0- 8	0- 0	0- 0	AWAY	0- 2	0- 1	0- 5				
0- 0	0- 0	0- 0	NEUTRAL	0- 0	0- 0	0- 0				

RPI S	Opponent	Score	RPI S	Opponent	Score	RPI S	Opponent	Score	RPI S	Opponent	Score	Team's RPI: 337
						55	A Saint Louis	47 78	103	A Memphis	49 80	
						91	A UT Martin	52 91	125	H IUPUI	77 71	
						91	H UT Martin	39 65	145	A SIUE	75 87	
						92	A Belmont	61 89	174	H Milwaukee	71 82	
									180	H Loyola Chicago	75 86	
									189	H Stetson	66 68	
									194	H Eastern Ky.	56 75	
									207	A Indiana St.	42 60	
									210	A Cincinnati	57 70	
									215	A Southeast Mo. St.	52 82	
									215	H Southeast Mo. St.	64 59	
									219	A Ill.-Chicago	54 66	
									229	H Western Ill.	69 92	
									249	A Northern Ill.	63 79	
									252	H Tennessee St.	53 62	
									259	A Omaha	67 76	
									271	A Austin Peay	45 80	
									271	H Austin Peay	64 56	
									272	A Murray St.	56 66	
									272	H Murray St.	71 74	
									273	A Tennessee Tech	74 81	
									289	A Jacksonville St.	52 60	
									313	H Morehead St.	77 85	
LAST 12 Division I GAMES:												
			91	A UT Martin	52 91		272	A Murray St.	56 66			
			215	A Southeast Mo. St.	52 82		271	A Austin Peay	45 80			
			272	H Murray St.	71 74		91	H UT Martin	39 65			
			271	H Austin Peay	64 56		313	H Morehead St.	77 85			
			215	H Southeast Mo. St.	64 59		194	H Eastern Ky.	56 75			
			145	A SIUE	75 87		92	A Belmont	61 89			

Non-Div I Games:

Eastern Ill.

■ Loss,
■ Non-Conf,
■ S Site,
■ H Home
■ A Away
N Neutral

Eastern Ky.

Through Games Of Feb. 24, 2016

Average RPI Win:	256	WON-LOST	WINNING	LAST 10	STRENGTH OF	OPP. STRENGTH	TEAM	ADJ.	CONF.	ADJ CONF.
Average RPI Loss:	148	RECORD	PCT. RANK	GAMES	SCHEDULE	OF SCHEDULE	RPI	RPI	RPI	RPI
DIV. I ONLY	13- 11	145	6- 4	250	252	194	194	24	24	
DIV. I NON-CONF.	4- 5	193	0- 0	136	168	166	166	24	24	
TOTALS	RPI 1-25	RPI 26-50	W-L RECORDS	RPI 51-100	RPI 101-150	RPI 150+				
13- 11	0- 0	0- 2	OVERALL	1- 3	0- 2	12- 4				
7- 4	0- 0	0- 0	HOME	1- 1	0- 1	6- 2				
5- 6	0- 0	0- 1	AWAY	0- 2	0- 1	5- 2				
1- 1	0- 0	0- 1	NEUTRAL	0- 0	0- 0	1- 0				
4- 5	0- 0	0- 2	NON-CONFERENCE	0- 1	0- 1	4- 1				
2- 1	0- 0	0- 0	HOME	0- 0	0- 1	2- 0				
1- 3	0- 0	0- 1	AWAY	0- 1	0- 0	1- 1				
1- 1	0- 0	0- 1	NEUTRAL	0- 0	0- 0	1- 0				
9- 6	0- 0	0- 0	CONFERENCE	1- 2	0- 1	8- 3				
5- 3	0- 0	0- 0	HOME	1- 1	0- 0	4- 2				
4- 3	0- 0	0- 0	AWAY	0- 1	0- 1	4- 1				
0- 0	0- 0	0- 0	NEUTRAL	0- 0	0- 0	0- 0				

RPI S	Opponent	Score	RPI S	Opponent	Score	RPI S	Opponent	Score	RPI S	Opponent	Score	Team's RPI: 194
45 N	North Carolina St.	62 73	90 A	Missouri St.	63 87	101 H	Wright St.	69 71				
49 A	Western Ky.	60 76	91 H	UT Martin	70 61	145 A	SIUE	74 89				
			92 A	Belmont	61 72	162 H	ETSU	64 41				
			92 H	Belmont	51 65	184 A	Richmond	62 81				
						215 H	Southeast Mo. St.	56 55				
						252 A	Tennessee St.	70 66				
						252 H	Tennessee St.	78 67				
						261 N	Saint Francis (PA)	88 82				
						267 A	Miami (OH)	77 72				
						271 A	Austin Peay	66 94				
						272 H	Murray St.	72 60				
						273 H	Tennessee Tech	72 77				
						289 A	Jacksonville St.	76 50				
						289 H	Jacksonville St.	54 56				
						310 H	Western Caro.	91 62				
						313 A	Morehead St.	89 77				
						313 H	Morehead St.	100 93				
						337 A	Eastern Ill.	75 56				
LAST 12 Division I GAMES:												
92 H	Belmont	51 65	313 H	Morehead St.	100 93							
313 A	Morehead St.	89 77	289 H	Jacksonville St.	54 56							
289 A	Jacksonville St.	76 50	273 H	Tennessee Tech	72 77							
252 H	Tennessee St.	78 67	272 H	Murray St.	72 60							
92 A	Belmont	61 72	145 A	SIUE	74 89							
252 A	Tennessee St.	70 66	337 A	Eastern Ill.	75 56							

Non-Div I Games: Cincinnati Christian 112 34 Davis & Elkins 73 58

Eastern Ky.

Loss, Non-Conf, S Site, H Home A Away N Neutral

Average RPI Win:	186	WON-LOST	WINNING	LAST 10	STRENGTH OF	OPP. STRENGTH	TEAM	ADJ.	CONF.	ADJ CONF.
Average RPI Loss:	96	RECORD	PCT. RANK	GAMES	SCHEDULE	OF SCHEDULE	RPI	RPI	RPI	RPI
DIV. I ONLY	16- 8	78	6- 4	114	138	85	85	11	11	
DIV. I NON-CONF.	7- 2	57	0- 0	133	134	50	50	13	13	
TOTALS	RPI 1-25	RPI 26-50	W-L RECORDS	RPI 51-100	RPI 101-150	RPI 150+				
16- 8	0- 1	0- 1	OVERALL	2- 3	6- 2	8- 1				
8- 3	0- 0	0- 1	HOME	1- 1	4- 1	3- 0				
8- 4	0- 1	0- 0	AWAY	1- 1	2- 1	5- 1				
0- 1	0- 0	0- 0	NEUTRAL	0- 1	0- 0	0- 0				
7- 2	0- 1	0- 0	NON-CONFERENCE	2- 1	1- 0	4- 0				
3- 0	0- 0	0- 0	HOME	1- 0	1- 0	1- 0				
4- 1	0- 1	0- 0	AWAY	1- 0	0- 0	3- 0				
0- 1	0- 0	0- 0	NEUTRAL	0- 1	0- 0	0- 0				
9- 6	0- 0	0- 1	CONFERENCE	0- 2	5- 2	4- 1				
5- 3	0- 0	0- 1	HOME	0- 1	3- 1	2- 0				
4- 3	0- 0	0- 0	AWAY	0- 1	2- 1	2- 1				
0- 0	0- 0	0- 0	NEUTRAL	0- 0	0- 0	0- 0				

RPI 1-25				RPI 26-50				RPI 51-100				Team's RPI: 85		RPI 101+			
RPI	S	Opponent	Score	RPI	S	Opponent	Score	RPI	S	Opponent	Score			RPI	S	Opponent	Score
14	A	Kentucky	67 89	35	H	Ohio	64 71	62	H	Michigan	64 63			108	A	Toledo	58 46
								66	N	Abilene Christian	59 83			108	H	Toledo	59 41
								73	A	Ball St.	54 76			123	A	Akron	72 75
								75	H	Central Mich.	65 66			123	H	Akron	65 68
								100	A	Harvard	85 81			133	H	Western Mich.	70 66
														138	A	Buffalo	70 55
														138	H	Buffalo	67 56
														147	H	Oral Roberts	77 69
														158	A	Detroit	85 68
														205	H	UTRGV	78 56
														249	A	Northern Ill.	87 80
														249	H	Northern Ill.	84 60
														253	A	Monmouth	78 68
														260	A	Bowling Green	63 67
														267	A	Miami (OH)	70 46
														318	H	Kent St.	72 51
														343	A	Air Force	72 59
LAST 12 Division I GAMES:																	
108	A	Toledo	58 46	123	A	Akron	72 75										
249	H	Northern Ill.	84 60	260	A	Bowling Green	63 67										
138	A	Buffalo	70 55	108	H	Toledo	59 41										
267	A	Miami (OH)	70 46	73	A	Ball St.	54 76										
133	H	Western Mich.	70 66	318	H	Kent St.	72 51										
75	H	Central Mich.	65 66	35	H	Ohio	64 71										

Non-Div I Games: Madonna 104 45 Hillsdale 94 77

Eastern Mich.

Loss, Non-Conf, S Site, H Home A Away N Neutral

Average RPI Win:	243	WON-LOST	WINNING	LAST 10	STRENGTH OF	OPP. STRENGTH	TEAM	ADJ.	CONF.	ADJ CONF.
Average RPI Loss:	149	RECORD	PCT. RANK	GAMES	SCHEDULE	OF SCHEDULE	RPI	RPI	RPI	RPI
DIV. I ONLY	17- 9	89	7- 3	339	130	200	200	20	20	
DIV. I NON-CONF.	5- 6	180	0- 0	314	217	267	267	22	22	
TOTALS	RPI 1-25	RPI 26-50	W-L RECORDS	RPI 51-100	RPI 101-150	RPI 150+				
17- 9	0- 0	0- 0	OVERALL	0- 1	2- 5	15- 3				
10- 3	0- 0	0- 0	HOME	0- 1	1- 1	9- 1				
7- 3	0- 0	0- 0	AWAY	0- 0	1- 1	6- 0				
0- 3	0- 0	0- 0	NEUTRAL	0- 0	0- 2	0- 1				
5- 6	0- 0	0- 0	NON-CONFERENCE	0- 1	0- 4	5- 1				
3- 2	0- 0	0- 0	HOME	0- 1	0- 1	3- 0				
2- 1	0- 0	0- 0	AWAY	0- 0	0- 1	2- 0				
0- 3	0- 0	0- 0	NEUTRAL	0- 0	0- 2	0- 1				
12- 3	0- 0	0- 0	CONFERENCE	0- 0	2- 1	10- 2				
7- 1	0- 0	0- 0	HOME	0- 0	1- 0	6- 1				
5- 2	0- 0	0- 0	AWAY	0- 0	1- 1	4- 1				
0- 0	0- 0	0- 0	NEUTRAL	0- 0	0- 0	0- 0				

RPI 1-25			RPI 26-50			RPI 51-100			RPI 101+			Team's RPI: 200
RPI	S	Opponent	Score	RPI	S	Opponent	Score	RPI	S	Opponent	Score	
						66 H Abilene Christian	60 72	107 A Gonzaga			56 78	
								114 N Northwestern			70 74	
								116 A North Dakota			69 72	
								116 H North Dakota			60 57	
								137 A Idaho			74 66	
								141 N Creighton			60 66	
								150 H Boise St.			79 84	
								159 N East Carolina			62 80	
								163 H Montana St.			81 69	
								170 A Sacramento St.			100 83	
								170 H Sacramento St.			91 94	
								176 A Northern Colo.			66 57	
								176 H Northern Colo.			59 55	
								190 H Montana			67 65	
								206 H Utah Valley			68 64	
								276 A Northern Ariz.			81 71	
								276 H Northern Ariz.			72 65	
								288 A Wichita St.			67 62	
								298 H CSUN			70 59	
								315 A Portland St.			79 81	
								315 H Portland St.			70 57	
								329 A Southern Utah			85 82	
								329 H Southern Utah			64 53	
								339 A Cal St. Fullerton			68 57	
								343 H Air Force			65 44	
LAST 12 Division I GAMES:												
315	H	Portland St.	70 57	170	A	Sacramento St.	100 83	315	H	Portland St.	70 57	
170	H	Sacramento St.	91 94	315	A	Portland St.	79 81	329	H	Southern Utah	64 53	
176	A	Northern Colo.	66 57	190	H	Montana	67 65	339	A	Cal St. Fullerton	68 57	
116	A	North Dakota	69 72	163	H	Montana St.	81 69	343	H	Air Force	65 44	
329	H	Southern Utah	64 53	276	A	Northern Ariz.	81 71					
276	H	Northern Ariz.	72 65	329	A	Southern Utah	85 82					

Non-Div I Games: Eastern Ore. 64 40

Eastern Wash.

■ Loss,
 ■ Non-Conf,
 ■ S Site,
 ■ H Home
 ■ A Away
 N Neutral

Average RPI Win:	193	WON-LOST	WINNING	LAST 10	STRENGTH OF	OPP. STRENGTH	TEAM	ADJ.	CONF.	ADJ CONF.
Average RPI Loss:	110	RECORD	PCT. RANK	GAMES	SCHEDULE	OF SCHEDULE	RPI	RPI	RPI	RPI
DIV. I ONLY	15- 10	113	7- 3	127	106	96	96	13	13	
DIV. I NON-CONF.	6- 4	125	0- 0	47	78	47	47	11	11	
TOTALS	RPI 1-25	RPI 26-50	W-L RECORDS	RPI 51-100	RPI 101-150	RPI 150+				
15- 10	0- 1	1- 2	OVERALL	2- 3	0- 1	12- 3				
8- 3	0- 0	0- 1	HOME	2- 1	0- 0	6- 1				
7- 7	0- 1	1- 1	AWAY	0- 2	0- 1	6- 2				
0- 0	0- 0	0- 0	NEUTRAL	0- 0	0- 0	0- 0				
6- 4	0- 1	1- 1	NON-CONFERENCE	1- 0	0- 1	4- 1				
3- 0	0- 0	0- 0	HOME	1- 0	0- 0	2- 0				
3- 4	0- 1	1- 1	AWAY	0- 0	0- 1	2- 1				
0- 0	0- 0	0- 0	NEUTRAL	0- 0	0- 0	0- 0				
9- 6	0- 0	0- 1	CONFERENCE	1- 3	0- 0	8- 2				
5- 3	0- 0	0- 1	HOME	1- 1	0- 0	4- 1				
4- 3	0- 0	0- 0	AWAY	0- 2	0- 0	4- 1				
0- 0	0- 0	0- 0	NEUTRAL	0- 0	0- 0	0- 0				

RPI 1-25				RPI 26-50				RPI 51-100				Team's RPI: 96	RPI 101+			
RPI	S	Opponent	Score	RPI	S	Opponent	Score	RPI	S	Opponent	Score		RPI	S	Opponent	Score
2	A	South Carolina	63 78	33	A	West Virginia	57 67	74	A	Hofstra	49 59		112	A	Liberty	63 72
				42	H	James Madison	76 81	74	H	Hofstra	61 60		161	A	Northeastern	56 54
				45	A	North Carolina St.	69 66	79	H	Charlotte	90 83		161	H	Northeastern	61 67
								81	A	Drexel	31 74		162	H	ETSU	50 38
								81	H	Drexel	47 54		169	A	Delaware	66 64
													191	H	William & Mary	73 51
													227	A	Furman	65 55
													230	A	Col. of Charleston	54 38
													230	H	Col. of Charleston	52 41
													233	A	Navy	70 73
													254	H	High Point	80 69
													257	A	UNCW	67 60
													257	H	UNCW	70 53
													274	A	American	62 54
													281	A	Towson	78 85
													281	H	Towson	80 58
LAST 12 Division I GAMES:																
				81	H	Drexel	47 54	74	A	Hofstra	49 59					
				230	A	Col. of Charleston	54 38	161	A	Northeastern	56 54					
				161	H	Northeastern	61 67	257	H	UNCW	70 53					
				281	H	Towson	80 58	230	H	Col. of Charleston	52 41					
				169	A	Delaware	66 64	81	A	Drexel	31 74					
				191	H	William & Mary	73 51	281	A	Towson	78 85					

Non-Div I Games: Lenoir-Rhyne 67 29

Elon

Average RPI Win:	291	WON-LOST	WINNING	LAST 10	STRENGTH OF	OPP. STRENGTH	TEAM	ADJ.	CONF.	ADJ CONF.
Average RPI Loss:	173	RECORD	PCT. RANK	GAMES	SCHEDULE	OF SCHEDULE	RPI	RPI	RPI	RPI
DIV. I ONLY	2- 23	344	0- 10	176	258	328	328	21	21	
DIV. I NON-CONF.	1- 10	330	0- 0	101	315	279	279	17	17	
TOTALS	RPI 1-25	RPI 26-50	W-L RECORDS	RPI 51-100	RPI 101-150	RPI 150+				
2- 23	0- 0	0- 0	OVERALL	0- 6	0- 6	2- 11				
1- 10	0- 0	0- 0	HOME	0- 3	0- 2	1- 5				
1- 11	0- 0	0- 0	AWAY	0- 2	0- 4	1- 5				
0- 2	0- 0	0- 0	NEUTRAL	0- 1	0- 0	0- 1				
1- 10	0- 0	0- 0	NON-CONFERENCE	0- 4	0- 2	1- 4				
0- 4	0- 0	0- 0	HOME	0- 2	0- 1	0- 1				
1- 4	0- 0	0- 0	AWAY	0- 1	0- 1	1- 2				
0- 2	0- 0	0- 0	NEUTRAL	0- 1	0- 0	0- 1				
1- 13	0- 0	0- 0	CONFERENCE	0- 2	0- 4	1- 7				
1- 6	0- 0	0- 0	HOME	0- 1	0- 1	1- 4				
0- 7	0- 0	0- 0	AWAY	0- 1	0- 3	0- 3				
0- 0	0- 0	0- 0	NEUTRAL	0- 0	0- 0	0- 0				

RPI S	Opponent	Score	RPI S	Opponent	Score	RPI S	Opponent	Score	RPI S	Opponent	Score	Team's RPI: 328
						64 N	Santa Clara	44 62	105 A	UNI	51 62	
						73 H	Ball St.	53 73	106 A	Drake	52 94	
						88 A	Nebraska	40 85	125 H	IUPUI	62 68	
						90 A	Missouri St.	70 77	135 A	Southern Ill.	56 74	
						90 H	Missouri St.	47 66	135 H	Southern Ill.	63 66	
						91 H	UT Martin	48 75	148 A	Xavier	57 65	
									163 N	Montana St.	55 81	
									180 A	Loyola Chicago	54 67	
									180 H	Loyola Chicago	49 63	
									207 H	Indiana St.	44 59	
									260 A	Bowling Green	56 74	
									267 A	Miami (OH)	85 91	
									272 H	Murray St.	54 73	
									277 A	Cleveland St.	72 63	
									288 A	Wichita St.	50 58	
									288 H	Wichita St.	31 44	
									305 A	Bradley	52 66	
									305 H	Bradley	62 46	
									321 H	Illinois St.	57 64	
LAST 12 Division I GAMES:												
			90 H	Missouri St.	47 66	321 H	Illinois St.	57 64				
			288 H	Wichita St.	31 44	288 A	Wichita St.	50 58				
			135 H	Southern Ill.	63 66	90 A	Missouri St.	70 77				
			180 A	Loyola Chicago	54 67	135 A	Southern Ill.	56 74				
			305 A	Bradley	52 66	305 H	Bradley	62 46				
			207 H	Indiana St.	44 59	180 H	Loyola Chicago	49 63				

Non-Div I Games:

Evansville

■ Loss,
 ■ Non-Conf,
 ■ S Site,
 ■ H Home
 ■ A Away
 N Neutral

Average RPI Win:	216	WON-LOST	WINNING	LAST 10	STRENGTH OF	OPP. STRENGTH	TEAM	ADJ.	CONF.	ADJ CONF.
Average RPI Loss:	74	RECORD	PCT. RANK	GAMES	SCHEDULE	OF SCHEDULE	RPI	RPI	RPI	RPI
DIV. I ONLY	24- 4	18	10- 0	194	210	67	67	29	29	
DIV. I NON-CONF.	11- 4	76	0- 0	60	85	54	54	28	28	
TOTALS	RPI 1-25	RPI 26-50	W-L RECORDS	RPI 51-100	RPI 101-150	RPI 150+				
24- 4	0- 0	1- 3	OVERALL	3- 0	5- 0	15- 1				
11- 2	0- 0	0- 1	HOME	3- 0	1- 0	7- 1				
11- 0	0- 0	1- 0	AWAY	0- 0	2- 0	8- 0				
2- 2	0- 0	0- 2	NEUTRAL	0- 0	2- 0	0- 0				
11- 4	0- 0	1- 3	NON-CONFERENCE	3- 0	3- 0	4- 1				
4- 2	0- 0	0- 1	HOME	3- 0	0- 0	1- 1				
5- 0	0- 0	1- 0	AWAY	0- 0	1- 0	3- 0				
2- 2	0- 0	0- 2	NEUTRAL	0- 0	2- 0	0- 0				
13- 0	0- 0	0- 0	CONFERENCE	0- 0	2- 0	11- 0				
7- 0	0- 0	0- 0	HOME	0- 0	1- 0	6- 0				
6- 0	0- 0	0- 0	AWAY	0- 0	1- 0	5- 0				
0- 0	0- 0	0- 0	NEUTRAL	0- 0	0- 0	0- 0				

RPI 1-25			RPI 26-50			RPI 51-100			Team's RPI: 67			RPI 101+			
RPI	S	Opponent	Score	RPI	S	Opponent	Score	RPI	S	Opponent	Score	RPI	S	Opponent	Score
				31	N	Mississippi St.	60 65	56	H	Auburn	52 45	123	A	Akron	82 64
				35	N	Ohio	57 69	98	H	Quinnipiac	71 70	133	N	Western Mich.	60 42
				41	A	George Washington	64 60	100	H	Harvard	74 65	136	N	Arizona	57 55
				43	H	Arkansas St.	48 62					140	A	Jacksonville	59 55
												140	H	Jacksonville	58 39
												188	H	Fla. Atlantic	55 62
												189	H	Stetson	61 48
												203	A	USC Upstate	56 44
												203	H	USC Upstate	54 43
												217	H	Hartford	64 44
												236	A	N.C. A&T	60 36
												263	A	Providence	50 41
												295	A	Kennesaw St.	78 47
												295	H	Kennesaw St.	63 41
												302	A	FIU	81 53
												326	A	North Florida	65 38
												326	H	North Florida	75 50
												331	A	Lipscomb	71 39
												331	H	Lipscomb	91 52
												345	A	NJIT	53 32
												345	H	NJIT	70 37
LAST 12 Division I GAMES:															
				331	H	Lipscomb	91 52	140	H	Jacksonville	58 39				
				295	H	Kennesaw St.	63 41	326	A	North Florida	65 38				
				203	A	USC Upstate	56 44	295	A	Kennesaw St.	78 47				
				345	A	NJIT	53 32	331	A	Lipscomb	71 39				
				140	A	Jacksonville	59 55	345	H	NJIT	70 37				
				326	H	North Florida	75 50	203	H	USC Upstate	54 43				

Non-Div I Games: St. Thomas (FL) 86 33

FGCU

■ Loss,
 ■ Non-Conf,
 ■ S Site,
 ■ H Home
 ■ A Away
 N Neutral

Average RPI Win:	256	WON-LOST	WINNING	LAST 10	STRENGTH OF	OPP. STRENGTH	TEAM	ADJ.	CONF.	ADJ CONF.
Average RPI Loss:	148	RECORD	PCT. RANK	GAMES	SCHEDULE	OF SCHEDULE	RPI	RPI	RPI	RPI
DIV. I ONLY	4- 22	326	2- 8	159	145	302	302	12	12	
DIV. I NON-CONF.	2- 9	296	0- 0	247	241	329	329	10	10	
TOTALS	RPI 1-25	RPI 26-50	W-L RECORDS	RPI 51-100	RPI 101-150	RPI 150+				
4- 22	0- 2	0- 2	OVERALL	0- 4	1- 3	3- 11				
3- 12	0- 1	0- 1	HOME	0- 3	1- 1	2- 6				
1- 10	0- 0	0- 0	AWAY	0- 0	0- 1	1- 1				
0- 0	0- 0	0- 0	NEUTRAL	0- 0	0- 0	0- 0				
2- 9	0- 0	0- 1	NON-CONFERENCE	0- 2	0- 2	2- 4				
2- 5	0- 0	0- 0	HOME	0- 2	0- 1	2- 2				
0- 4	0- 0	0- 1	AWAY	0- 0	0- 1	0- 2				
0- 0	0- 0	0- 0	NEUTRAL	0- 0	0- 0	0- 0				
2- 13	0- 2	0- 1	CONFERENCE	0- 2	1- 1	1- 7				
1- 7	0- 1	0- 1	HOME	0- 1	1- 0	0- 4				
1- 6	0- 1	0- 0	AWAY	0- 1	0- 1	1- 3				
0- 0	0- 0	0- 0	NEUTRAL	0- 0	0- 0	0- 0				

RPI 1-25				RPI 26-50				RPI 51-100				RPI 101+ Team's RPI: 302			
RPI	S	Opponent	Score	RPI	S	Opponent	Score	RPI	S	Opponent	Score	RPI	S	Opponent	Score
24	A	UTEP	52 70	26	A	Miami (FL)	55 83	67	H	FGCU	53 81	113	H	Wake Forest	53 57
24	H	UTEP	57 69	49	H	Western Ky.	69 71	68	H	Middle Tenn.	62 85	140	A	Jacksonville	44 80
								79	A	Charlotte	74 87	143	A	Old Dominion	49 84
								87	H	Marquette	83 95	146	H	UAB	72 61
												151	A	Southern Miss.	55 82
												155	H	Marshall	58 65
												171	A	Louisiana Tech	63 82
												188	A	Fla. Atlantic	82 87
												222	H	Rhode Island	50 68
												223	H	Rice	62 68
												224	H	North Texas	40 58
												264	A	UTSA	59 54
												264	H	UTSA	52 63
												270	A	UCF	72 89
												277	A	Cleveland St.	57 64
												288	H	Wichita St.	62 76
												291	H	Florida A&M	81 65
												323	H	UMass Lowell	71 68
LAST 12 Division I GAMES:															
223	H	Rice	62 68	143	A	Old Dominion	49 84								
224	H	North Texas	40 58	79	A	Charlotte	74 87								
264	A	UTSA	59 54	24	H	UTEP	57 69								
24	A	UTEP	52 70	264	H	UTSA	52 63								
68	H	Middle Tenn.	62 85	151	A	Southern Miss.	55 82								
146	H	UAB	72 61	171	A	Louisiana Tech	63 82								

Non-Div I Games:

FIU

Fairfield

Through Games Of Feb. 24, 2016

Average RPI Win:	247	WON-LOST	WINNING	LAST 10	STRENGTH OF	OPP. STRENGTH	TEAM	ADJ.	CONF.	ADJ CONF.
Average RPI Loss:	157	RECORD	PCT. RANK	GAMES	SCHEDULE	OF SCHEDULE	RPI	RPI	RPI	RPI
DIV. I ONLY	16- 12	129	8- 2	268	236	198	198	23	23	
DIV. I NON-CONF.	5- 4	138	0- 0	129	203	155	155	23	23	
TOTALS	RPI 1-25	RPI 26-50	W-L RECORDS	RPI 51-100	RPI 101-150	RPI 150+				
16- 12	0- 0	0- 2	OVERALL	1- 2	0- 2	15- 6				
10- 6	0- 0	0- 1	HOME	1- 2	0- 1	9- 2				
6- 6	0- 0	0- 1	AWAY	0- 0	0- 1	6- 4				
0- 0	0- 0	0- 0	NEUTRAL	0- 0	0- 0	0- 0				
5- 4	0- 0	0- 2	NON-CONFERENCE	1- 1	0- 0	4- 1				
4- 2	0- 0	0- 1	HOME	1- 1	0- 0	3- 0				
1- 2	0- 0	0- 1	AWAY	0- 0	0- 0	1- 1				
0- 0	0- 0	0- 0	NEUTRAL	0- 0	0- 0	0- 0				
11- 8	0- 0	0- 0	CONFERENCE	0- 1	0- 2	11- 5				
6- 4	0- 0	0- 0	HOME	0- 1	0- 1	6- 2				
5- 4	0- 0	0- 0	AWAY	0- 0	0- 1	5- 3				
0- 0	0- 0	0- 0	NEUTRAL	0- 0	0- 0	0- 0				

RPI S	Opponent	Score	RPI S	Opponent	Score	RPI S	Opponent	Score	RPI S	Opponent	Score	Team's RPI: 198
46	A St. John's (NY)	54 73	74	H Hofstra	53 67	115	A Iona	53 69				
48	H Albany (NY)	50 62	98	H Quinnipiac	55 64	115	H Iona	46 56				
			100	H Harvard	67 50	172	A Marist	63 64				
						172	H Marist	57 72				
						175	A Cornell	35 59				
						212	A Canisius	51 50				
						212	H Canisius	52 48				
						213	H Sacred Heart	61 50				
						220	A Siena	71 51				
						220	H Siena	67 55				
						232	A Manhattan	59 57				
						232	H Manhattan	55 70				
						245	A Loyola Maryland	71 45				
						253	A Monmouth	68 60				
						253	H Monmouth	80 70				
						268	H La Salle	62 59				
						284	A Rider	55 39				
						284	H Rider	63 56				
						308	A Niagara	55 56				
						308	H Niagara	61 43				
						317	H IPFW	74 62				
						334	A Saint Peter's	46 56				
						334	H Saint Peter's	76 49				
LAST 12 Division I GAMES:												
115	A Iona	53 69	308	H Niagara	61 43							
172	A Marist	63 64	253	A Monmouth	68 60							
220	A Siena	71 51	284	H Rider	63 56							
253	H Monmouth	80 70	212	H Canisius	52 48							
334	H Saint Peter's	76 49	98	H Quinnipiac	55 64							
220	H Siena	67 55	232	A Manhattan	59 57							

Non-Div I Games:

Fairfield

■ Loss,
 ■ Non-Conf,
 ■ S Site,
 ■ H Home
 ■ A Away
 N Neutral

Average RPI Win:	289	WON-LOST	WINNING	LAST 10	STRENGTH OF	OPP. STRENGTH	TEAM	ADJ.	CONF.	ADJ CONF.
Average RPI Loss:	219	RECORD	PCT. RANK	GAMES	SCHEDULE	OF SCHEDULE	RPI	RPI	RPI	RPI
DIV. I ONLY	11- 18	248	6- 4	317	337	309	309	30	30	
DIV. I NON-CONF.	3- 10	277	0- 0	249	239	315	315	32	32	
TOTALS	RPI 1-25	RPI 26-50	W-L RECORDS	RPI 51-100	RPI 101-150	RPI 150+				
11- 18	0- 0	0- 1	OVERALL	0- 1	0- 2	11- 14				
8- 8	0- 0	0- 0	HOME	0- 0	0- 0	8- 8				
2- 8	0- 0	0- 1	AWAY	0- 1	0- 1	2- 5				
1- 2	0- 0	0- 0	NEUTRAL	0- 0	0- 1	1- 1				
3- 10	0- 0	0- 1	NON-CONFERENCE	0- 1	0- 2	3- 6				
2- 5	0- 0	0- 0	HOME	0- 0	0- 0	2- 5				
0- 3	0- 0	0- 1	AWAY	0- 1	0- 1	0- 0				
1- 2	0- 0	0- 0	NEUTRAL	0- 0	0- 1	1- 1				
8- 8	0- 0	0- 0	CONFERENCE	0- 0	0- 0	8- 8				
6- 3	0- 0	0- 0	HOME	0- 0	0- 0	6- 3				
2- 5	0- 0	0- 0	AWAY	0- 0	0- 0	2- 5				
0- 0	0- 0	0- 0	NEUTRAL	0- 0	0- 0	0- 0				

RPI S	Opponent	Score	RPI S	Opponent	Score	RPI S	Opponent	Score	RPI S	Opponent	Score	Team's RPI: 309
			33 A	West Virginia	42 91	89 A	Bucknell	62 72	115 N	Iona	54 77	
									124 A	North Carolina	46 64	
									165 N	Yale	58 77	
									202 H	Brown	48 63	
									213 A	Sacred Heart	61 72	
									213 H	Sacred Heart	65 80	
									218 A	Robert Morris	83 68	
									218 H	Robert Morris	60 52	
									220 H	Siena	65 81	
									226 N	Grand Canyon	74 68	
									232 H	Manhattan	78 85	
									237 H	Columbia	83 87	
									246 H	Bryant	41 70	
									253 H	Monmouth	81 75	
									261 A	Saint Francis (PA)	67 87	
									261 H	Saint Francis (PA)	73 72	
									285 H	Central Conn. St.	75 78	
									323 H	UMass Lowell	67 78	
									324 A	LIU Brooklyn	62 65	
									324 H	LIU Brooklyn	75 58	
									330 A	Mt. St. Mary's	55 71	
									330 H	Mt. St. Mary's	66 53	
									333 A	St. Francis Brooklyn	78 88	
									333 H	St. Francis Brooklyn	65 61	
									334 H	Saint Peter's	73 52	
									341 A	Wagner	73 57	
LAST 12 Division I GAMES:												
			341 H	Wagner	75 67		261 H	Saint Francis (PA)	73 72			
			213 H	Sacred Heart	65 80		324 A	LIU Brooklyn	62 65			
			330 A	Mt. St. Mary's	55 71		324 H	LIU Brooklyn	75 58			
			218 H	Robert Morris	60 52		330 H	Mt. St. Mary's	66 53			
			333 A	St. Francis Brooklyn	78 88		261 A	Saint Francis (PA)	67 87			
			341 A	Wagner	73 57		218 A	Robert Morris	83 68			

Non-Div I Games:

Fairleigh Dickinson

■ Loss,
 ■ Non-Conf,
 S Site,
 ■ Home
 ■ Away
 N Neutral

RPI	S	Opponent	Score
341	H	Wagner	75 67

F
a
i
r
l
e
i
g
h
D
i
c
k
i
n
s
o
n

F
a
i
r
l
e
i
g
h
D
i
c
k
i
n
s
o
n

Fairleigh Dickinson

Average RPI Win:	219	WON-LOST	WINNING	LAST 10	STRENGTH OF	OPP. STRENGTH	TEAM	ADJ.	CONF.	ADJ CONF.
Average RPI Loss:	117	RECORD	PCT. RANK	GAMES	SCHEDULE	OF SCHEDULE	RPI	RPI	RPI	RPI
DIV. I ONLY	11- 14	213	2- 8	85	178	188	188	12	12	
DIV. I NON-CONF.	7- 3	91	0- 0	49	322	75	75	10	10	
TOTALS	RPI 1-25	RPI 26-50	W-L RECORDS	RPI 51-100	RPI 101-150	RPI 150+				
11- 14	0- 2	0- 2	OVERALL	1- 3	1- 2	9- 5				
9- 6	0- 1	0- 1	HOME	0- 2	1- 1	8- 1				
1- 8	0- 1	0- 1	AWAY	1- 1	0- 1	0- 4				
1- 0	0- 0	0- 0	NEUTRAL	0- 0	0- 0	1- 0				
7- 3	0- 0	0- 1	NON-CONFERENCE	1- 1	1- 0	5- 1				
5- 1	0- 0	0- 0	HOME	0- 1	1- 0	4- 0				
1- 2	0- 0	0- 1	AWAY	1- 0	0- 0	0- 1				
1- 0	0- 0	0- 0	NEUTRAL	0- 0	0- 0	1- 0				
4- 11	0- 2	0- 1	CONFERENCE	0- 2	0- 2	4- 4				
4- 5	0- 1	0- 1	HOME	0- 1	0- 1	4- 1				
0- 6	0- 1	0- 0	AWAY	0- 1	0- 1	0- 3				
0- 0	0- 0	0- 0	NEUTRAL	0- 0	0- 0	0- 0				

RPI 1-25				RPI 26-50				RPI 51-100				RPI 101+ Team's RPI: 188			
RPI	S	Opponent	Score	RPI	S	Opponent	Score	RPI	S	Opponent	Score	RPI	S	Opponent	Score
24	A	UTEP	47 75	47	A	Kansas St.	53 102	65	H	South Dakota	53 76	123	H	Akron	91 77
24	H	UTEP	66 78	49	H	Western Ky.	62 81	67	A	FGCU	62 55	143	A	Old Dominion	45 85
								68	H	Middle Tenn.	73 83	146	H	UAB	62 67
								79	A	Charlotte	79 85	151	A	Southern Miss.	80 89
												155	H	Marshall	84 73
												171	A	Louisiana Tech	62 65
												174	H	Milwaukee	71 67
												190	A	Montana	69 83
												223	H	Rice	54 75
												224	H	North Texas	71 61
												252	N	Tennessee St.	69 64
												255	H	Bethune-Cookman	82 60
												264	A	UTSA	54 57
												264	H	UTSA	64 51
												267	H	Miami (OH)	68 65
												302	H	FIU	87 82
												327	H	Delaware St.	83 55
LAST 12 Division I GAMES:															
224	H	North Texas	71 61	79	A	Charlotte	79 85								
223	H	Rice	54 75	143	A	Old Dominion	45 85								
24	A	UTEP	47 75	264	H	UTSA	64 51								
264	A	UTSA	54 57	24	H	UTEP	66 78								
146	H	UAB	62 67	171	A	Louisiana Tech	62 65								
68	H	Middle Tenn.	73 83	151	A	Southern Miss.	80 89								

Non-Div I Games: Keiser 74 52

Fla. Atlantic

Average RPI Win: 138		WON-LOST	WINNING	LAST 10	STRENGTH OF	OPP. STRENGTH	TEAM	ADJ.	CONF.	ADJ CONF.
Average RPI Loss: 31		RECORD	PCT. RANK	GAMES	SCHEDULE	OF SCHEDULE	RPI	RPI	RPI	RPI
DIV. I ONLY		20- 7	48	6- 4	43	28	19	19	2	2
DIV. I NON-CONF.		12- 1	9	0- 0	145	103	18	18	2	2
TOTALS		RPI 1-25	RPI 26-50	W-L RECORDS		RPI 51-100	RPI 101-150	RPI 150+		
20- 7	4- 3		2- 2	OVERALL		2- 2	2- 0	10- 0		
12- 2	3- 1		2- 1	HOME		1- 0	1- 0	5- 0		
6- 5	1- 2		0- 1	AWAY		0- 2	1- 0	4- 0		
2- 0	0- 0		0- 0	NEUTRAL		1- 0	0- 0	1- 0		
12- 1	1- 0		2- 0	NON-CONFERENCE		1- 1	0- 0	8- 0		
7- 0	1- 0		2- 0	HOME		0- 0	0- 0	4- 0		
3- 1	0- 0		0- 0	AWAY		0- 1	0- 0	3- 0		
2- 0	0- 0		0- 0	NEUTRAL		1- 0	0- 0	1- 0		
8- 6	3- 3		0- 2	CONFERENCE		1- 1	2- 0	2- 0		
5- 2	2- 1		0- 1	HOME		1- 0	1- 0	1- 0		
3- 4	1- 2		0- 1	AWAY		0- 1	1- 0	1- 0		
0- 0	0- 0		0- 0	NEUTRAL		0- 0	0- 0	0- 0		

RPI	S	Opponent	Score
2	A	South Carolina	71 86
13	H	Texas A&M	83 81
14	H	Kentucky	85 79
17	H	Florida St.	82 72
18	A	Georgia	63 74
18	H	Georgia	61 71
23	A	Tennessee	74 66

RPI	S	Opponent	Score
28	A	Missouri	64 79
31	H	Mississippi St.	70 76
43	H	Arkansas St.	76 72
45	H	North Carolina St.	79 72

RPI	S	Opponent	Score
56	A	Auburn	58 80
61	A	Temple	91 97
73	N	Ball St.	85 79
83	H	Vanderbilt	79 67

RPI	S	Opponent	Score
121	H	LSU	53 45
132	A	Arkansas	71 66
156	H	Alabama	80 72
168	A	Ole Miss	85 65
177	A	Colorado	83 61
182	A	Wisconsin	91 75
185	A	South Ala.	72 60
218	H	Robert Morris	79 52
261	H	Saint Francis (PA)	122 65
270	N	UCF	93 79
293	H	Savannah St.	99 34
295	H	Kennesaw St.	84 57

LAST 12 Division I GAMES:

18	A	Georgia	63 74	132	A	Arkansas	71 66
83	H	Vanderbilt	79 67	28	A	Missouri	64 79
56	A	Auburn	58 80	156	H	Alabama	80 72
2	A	South Carolina	71 86	121	H	LSU	53 45
13	H	Texas A&M	83 81	18	H	Georgia	61 71
14	H	Kentucky	85 79	168	A	Ole Miss	85 65

Non-Div I Games:

Florida

Average RPI Win:	287	WON-LOST	WINNING	LAST 10	STRENGTH OF	OPP. STRENGTH	TEAM	ADJ.	CONF.	ADJ CONF.
Average RPI Loss:	232	RECORD	PCT. RANK	GAMES	SCHEDULE	OF SCHEDULE	RPI	RPI	RPI	RPI
DIV. I ONLY	13- 12	159	5- 3	348	309	291	291	31	31	
DIV. I NON-CONF.	4- 7	222	0- 0	345	137	316	316	30	30	
TOTALS	RPI 1-25	RPI 26-50	W-L RECORDS	RPI 51-100	RPI 101-150	RPI 150+				
13- 12	0- 0	0- 1	OVERALL	0- 0	0- 2	13- 9				
6- 4	0- 0	0- 0	HOME	0- 0	0- 1	6- 3				
5- 7	0- 0	0- 1	AWAY	0- 0	0- 1	5- 5				
2- 1	0- 0	0- 0	NEUTRAL	0- 0	0- 0	2- 1				
4- 7	0- 0	0- 1	NON-CONFERENCE	0- 0	0- 2	4- 4				
1- 2	0- 0	0- 0	HOME	0- 0	0- 1	1- 1				
1- 4	0- 0	0- 1	AWAY	0- 0	0- 1	1- 2				
2- 1	0- 0	0- 0	NEUTRAL	0- 0	0- 0	2- 1				
9- 5	0- 0	0- 0	CONFERENCE	0- 0	0- 0	9- 5				
5- 2	0- 0	0- 0	HOME	0- 0	0- 0	5- 2				
4- 3	0- 0	0- 0	AWAY	0- 0	0- 0	4- 3				
0- 0	0- 0	0- 0	NEUTRAL	0- 0	0- 0	0- 0				

RPI 1-25			RPI 26-50			RPI 51-100			RPI 101+ Team's RPI: 291		
RPI	S	Opponent	Score	RPI	S	Opponent	Score	RPI	S	Opponent	Score
				40	A	Southern California	45 88				
								111	H	Mercer	50 54
								124	A	North Carolina	58 94
								152	A	Hampton	66 59
								187	N	UC Davis	61 58
								236	A	N.C. A&T	51 80
								243	H	Morgan St.	62 67
								251	A	Clemson	77 68
								255	A	Bethune-Cookman	60 67
								255	H	Bethune-Cookman	53 48
								256	H	Coppin St.	79 73
								270	A	UCF	55 93
								282	A	UMES	47 61
								293	H	Savannah St.	59 38
								295	H	Kennesaw St.	69 67
								299	H	South Carolina St.	62 68
								302	A	FIU	65 81
								307	H	Southeastern La.	57 62
								310	N	Western Caro.	53 69
								327	H	Delaware St.	86 56
								335	A	Howard	64 53
								336	N	New Orleans	71 60
								347	A	Norfolk St.	83 67
								349	A	N.C. Central	69 54
								349	H	N.C. Central	55 45
LAST 12 Division I GAMES:											
				282	A	UMES	47 61				
				255	H	Bethune-Cookman	53 48				
				349	A	N.C. Central	69 54				
				236	A	N.C. A&T	51 80				
				327	H	Delaware St.	86 56				
				349	H	N.C. Central	55 45				
				255	A	Bethune-Cookman	60 67				
				335	A	Howard	64 53				
				256	H	Coppin St.	79 73				
				243	H	Morgan St.	62 67				
				152	A	Hampton	66 59				
				347	A	Norfolk St.	83 67				

Non-Div I Games: Clark Atlanta 98 88 Fla. Memorial 66 62

Florida A&M

■ Loss,
 ■ Non-Conf,
 ■ S Site,
 ■ Home
 ■ A Away
 N Neutral

Average RPI Win: 147		WON-LOST	WINNING	LAST 10	STRENGTH OF	OPP. STRENGTH	TEAM	ADJ.	CONF.	ADJ CONF.
Average RPI Loss: 11		RECORD	PCT. RANK	GAMES	SCHEDULE	OF SCHEDULE	RPI	RPI	RPI	RPI
DIV. I ONLY		21- 6	37	8- 2	38	46	17	17	4	4
DIV. I NON-CONF.		10- 3	61	0- 0	33	112	26	26	5	5
TOTALS		RPI 1-25	RPI 26-50		W-L RECORDS		RPI 51-100	RPI 101-150	RPI 150+	
21- 6	0- 6	1- 0		OVERALL		6- 0	8- 0	6- 0		
14- 1	0- 1	0- 0		HOME		5- 0	6- 0	3- 0		
6- 4	0- 4	1- 0		AWAY		1- 0	2- 0	2- 0		
1- 1	0- 1	0- 0		NEUTRAL		0- 0	0- 0	1- 0		
10- 3	0- 3	0- 0		NON-CONFERENCE		3- 0	3- 0	4- 0		
8- 0	0- 0	0- 0		HOME		3- 0	3- 0	2- 0		
1- 2	0- 2	0- 0		AWAY		0- 0	0- 0	1- 0		
1- 1	0- 1	0- 0		NEUTRAL		0- 0	0- 0	1- 0		
11- 3	0- 3	1- 0		CONFERENCE		3- 0	5- 0	2- 0		
6- 1	0- 1	0- 0		HOME		2- 0	3- 0	1- 0		
5- 2	0- 2	1- 0		AWAY		1- 0	2- 0	1- 0		
0- 0	0- 0	0- 0		NEUTRAL		0- 0	0- 0	0- 0		

RPI	S	Opponent	Score
1	H	Notre Dame	66 73
4	N	UConn	49 73
8	A	Arizona St.	56 68
15	A	Louisville	69 79
16	A	Syracuse	73 83
19	A	Florida	72 82

RPI	S	Opponent	Score
26	A	Miami (FL)	69 58

RPI	S	Opponent	Score
52	A	Duke	69 53
53	H	Rutgers	65 43
61	H	Temple	75 47
77	H	Georgia Tech	75 69
84	H	Tulane	78 72
94	H	Virginia	70 48

RPI	S	Opponent	Score
111	H	Mercer	79 36
113	A	Wake Forest	96 55
117	H	Virginia Tech	68 50
119	H	Boston College	75 42
120	A	Pittsburgh	66 55
124	H	North Carolina	94 63
140	H	Jacksonville	77 60
146	H	UAB	84 44
231	N	Sam Houston St.	94 37
251	A	Clemson	85 40
251	H	Clemson	75 56
272	H	Murray St.	101 59
324	A	LIU Brooklyn	78 42
326	H	North Florida	80 28

LAST 12 Division I GAMES:

1	H	Notre Dame	66 73	113	A	Wake Forest	96 55
16	A	Syracuse	73 83	26	A	Miami (FL)	69 58
124	H	North Carolina	94 63	94	H	Virginia	70 48
52	A	Duke	69 53	120	A	Pittsburgh	66 55
251	H	Clemson	75 56	251	A	Clemson	85 40
117	H	Virginia Tech	68 50	77	H	Georgia Tech	75 69

Non-Div I Games:

Florida St.

■ Loss,
 ■ Non-Conf, S Site,
 ■ Home
 ■ Away
 N Neutral

Average RPI Win:	209	WON-LOST	WINNING	LAST 10	STRENGTH OF	OPP. STRENGTH	TEAM	ADJ.	CONF.	ADJ CONF.
Average RPI Loss:	88	RECORD	PCT. RANK	GAMES	SCHEDULE	OF SCHEDULE	RPI	RPI	RPI	RPI
DIV. I ONLY	13- 15	196	5- 5	97	97	164	164	7	7	
DIV. I NON-CONF.	5- 8	209	0- 0	172	132	225	225	8	8	
TOTALS	RPI 1-25	RPI 26-50	W-L RECORDS	RPI 51-100	RPI 101-150	RPI 150+				
13- 15	0- 2	2- 3	OVERALL	0- 4	1- 3	10- 3				
11- 4	0- 0	2- 0	HOME	0- 3	1- 0	8- 1				
2- 9	0- 0	0- 2	AWAY	0- 1	0- 0	2- 0				
0- 2	0- 1	0- 0	NEUTRAL	0- 0	0- 1	0- 0				
5- 8	0- 1	0- 2	NON-CONFERENCE	0- 2	0- 2	5- 1				
4- 3	0- 0	0- 0	HOME	0- 2	0- 0	4- 1				
1- 3	0- 0	0- 2	AWAY	0- 0	0- 1	1- 0				
0- 2	0- 1	0- 0	NEUTRAL	0- 0	0- 1	0- 0				
8- 7	0- 1	2- 1	CONFERENCE	0- 2	1- 1	5- 2				
7- 1	0- 0	2- 0	HOME	0- 1	1- 0	4- 0				
1- 6	0- 1	0- 1	AWAY	0- 1	0- 1	1- 2				
0- 0	0- 0	0- 0	NEUTRAL	0- 0	0- 0	0- 0				

RPI 1-25				RPI 26-50				RPI 51-100				RPI 101+ Team's RPI: 164			
RPI	S	Opponent	Score	RPI	S	Opponent	Score	RPI	S	Opponent	Score	RPI	S	Opponent	Score
16	N	Syracuse	54 76	32	A	Seton Hall	54 66	55	H	Saint Louis	49 51	102	A	Saint Joseph's	51 61
21	A	Duquesne	40 55	37	A	Princeton	44 55	61	H	Temple	44 57	102	H	Saint Joseph's	47 40
				41	H	George Washington	76 69	82	A	VCU	51 61	126	A	Penn St.	59 75
				44	A	St. Bonaventure	41 55	83	H	Vanderbilt	40 53	142	N	Texas Tech	48 62
				44	H	St. Bonaventure	77 68					169	H	Delaware	48 55
												173	A	Davidson	51 69
												173	H	Davidson	51 40
												183	H	George Mason	66 54
												184	A	Richmond	48 52
												209	A	Massachusetts	60 55
												222	H	Rhode Island	50 42
												232	A	Manhattan	60 49
												268	H	La Salle	54 44
												285	H	Central Conn. St.	63 48
												312	H	A&M-Corpus Christi	67 49
												316	H	Lafayette	61 49
												327	H	Delaware St.	74 58
LAST 12 Division I GAMES:															
				44	H	St. Bonaventure	77 68	41	H	George Washington	76 69				
				55	H	Saint Louis	49 51	222	H	Rhode Island	50 42				
				184	A	Richmond	48 52	82	A	VCU	51 61				
				268	H	La Salle	54 44	173	A	Davidson	51 69				
				102	A	Saint Joseph's	51 61	102	H	Saint Joseph's	47 40				
				209	A	Massachusetts	60 55	183	H	George Mason	66 54				

Non-Div I Games:

Fordham

■ Loss,
■ Non-Conf, S Site,
■ Home
■ Away
N Neutral

Average RPI Win:	241	WON-LOST	WINNING	LAST 10	STRENGTH OF	OPP. STRENGTH	TEAM	ADJ.	CONF.	ADJ CONF.
Average RPI Loss:	109	RECORD	PCT. RANK	GAMES	SCHEDULE	OF SCHEDULE	RPI	RPI	RPI	RPI
DIV. I ONLY	15- 9	98	8- 2	229	165	134	134	19	19	
DIV. I NON-CONF.	2- 7	280	0- 0	22	36	190	190	20	20	
TOTALS	RPI 1-25	RPI 26-50	W-L RECORDS	RPI 51-100	RPI 101-150	RPI 150+				
15- 9	0- 0	0- 2	OVERALL	0- 4	1- 0	14- 3				
7- 4	0- 0	0- 2	HOME	0- 1	1- 0	6- 1				
7- 5	0- 0	0- 0	AWAY	0- 3	0- 0	7- 2				
1- 0	0- 0	0- 0	NEUTRAL	0- 0	0- 0	1- 0				
2- 7	0- 0	0- 2	NON-CONFERENCE	0- 4	0- 0	2- 1				
1- 3	0- 0	0- 2	HOME	0- 1	0- 0	1- 0				
0- 4	0- 0	0- 0	AWAY	0- 3	0- 0	0- 1				
1- 0	0- 0	0- 0	NEUTRAL	0- 0	0- 0	1- 0				
13- 2	0- 0	0- 0	CONFERENCE	0- 0	1- 0	12- 2				
6- 1	0- 0	0- 0	HOME	0- 0	1- 0	5- 1				
7- 1	0- 0	0- 0	AWAY	0- 0	0- 0	7- 1				
0- 0	0- 0	0- 0	NEUTRAL	0- 0	0- 0	0- 0				

RPI S	Opponent	Score	RPI S	Opponent	Score	RPI S	Opponent	Score	RPI S	Opponent	Score	Team's RPI: 134
30	H Washington	79 89	54	A UC Riverside	68 86	150	H Boise St.	62 57				
41	H George Washington	53 61	58	A St. Mary's (CA)	81 83	161	N Northeastern	69 55				
			78	H San Diego	68 72	178	A New Mexico	69 65				
			80	A Utah	63 78	195	A San Jose St.	59 54				
						195	H San Jose St.	64 66				
						197	A Cal Poly	60 64				
						201	A UNLV	57 52				
						201	H UNLV	58 54				
						208	A Utah St.	67 61				
						240	H CSU Bakersfield	57 52				
						247	A Wyoming	49 42				
						247	H Wyoming	64 52				
						248	A San Diego St.	54 65				
						248	H San Diego St.	54 49				
						325	A Nevada	67 59				
						325	H Nevada	65 56				
						343	A Air Force	63 48				
						343	H Air Force	70 46				
LAST 12 Division I GAMES:												
343	A Air Force	63 48	195	H San Jose St.	64 66							
208	A Utah St.	67 61	247	A Wyoming	49 42							
247	H Wyoming	64 52	343	H Air Force	70 46							
325	H Nevada	65 56	248	H San Diego St.	54 49							
248	A San Diego St.	54 65	195	A San Jose St.	59 54							
201	A UNLV	57 52	150	H Boise St.	62 57							

Non-Div I Games: Fresno Pacific 78 33 Stanislaus St. 72 49

Fresno St.

Average RPI Win: 271	WON-LOST	WINNING	LAST 10	STRENGTH OF	OPP. STRENGTH	TEAM	ADJ.	CONF.	ADJ CONF.
Average RPI Loss: 132	RECORD	PCT. RANK	GAMES	SCHEDULE	OF SCHEDULE	RPI	RPI	RPI	RPI
DIV. I ONLY	12- 13	186	6- 4	280	199	227	227	17	17
DIV. I NON-CONF.	5- 8	209	0- 0	252	245	239	239	15	15
TOTALS	RPI 1-25	RPI 26-50	W-L RECORDS	RPI 51-100	RPI 101-150	RPI 150+			
12- 13	0- 1	0- 0	OVERALL	0- 4	0- 4	12- 4			
7- 5	0- 0	0- 0	HOME	0- 2	0- 2	7- 1			
5- 8	0- 0	0- 0	AWAY	0- 1	0- 1	5- 0			
0- 0	0- 0	0- 0	NEUTRAL	0- 0	0- 0	0- 0			
5- 8	0- 1	0- 0	NON-CONFERENCE	0- 2	0- 2	5- 3			
3- 2	0- 0	0- 0	HOME	0- 1	0- 0	3- 1			
2- 6	0- 1	0- 0	AWAY	0- 1	0- 2	2- 2			
0- 0	0- 0	0- 0	NEUTRAL	0- 0	0- 0	0- 0			
7- 5	0- 0	0- 0	CONFERENCE	0- 2	0- 2	7- 1			
4- 3	0- 0	0- 0	HOME	0- 1	0- 2	4- 0			
3- 2	0- 0	0- 0	AWAY	0- 1	0- 0	3- 1			
0- 0	0- 0	0- 0	NEUTRAL	0- 0	0- 0	0- 0			

RPI 1-25				RPI 26-50				RPI 51-100				RPI 101+ Team's RPI: 227			
RPI	S	Opponent	Score	RPI	S	Opponent	Score	RPI	S	Opponent	Score	RPI	S	Opponent	Score
18	A	Georgia	39 77					51	A	Chattanooga	46 61	109	H	Samford	45 58
								51	H	Chattanooga	50 56	111	H	Mercer	50 61
								82	A	VCU	45 67	117	A	Virginia Tech	30 59
								96	H	Elon	55 65	122	A	UNC Asheville	71 84
												162	A	ETSU	64 68
												162	H	ETSU	81 77
												173	H	Davidson	51 69
												184	A	Richmond	69 62
												203	A	USC Upstate	75 63
												251	H	Clemson	70 49
												275	A	Appalachian St.	78 92
												299	H	South Carolina St.	59 46
												300	A	UNCG	75 59
												300	H	UNCG	85 71
												304	A	Wofford	70 61
												304	H	Wofford	70 64
												310	A	Western Caro.	83 76
												310	H	Western Caro.	71 56
												320	H	Winthrop	71 52
												349	A	N.C. Central	61 66
LAST 12 Division I GAMES:															
310	H	Western Caro.	71 56	109	H	Samford	45 58								
300	H	UNCG	85 71	300	A	UNCG	75 59								
304	H	Wofford	70 64	310	A	Western Caro.	83 76								
162	A	ETSU	64 68	304	A	Wofford	70 61								
51	A	Chattanooga	46 61	51	H	Chattanooga	50 56								
111	H	Mercer	50 61	162	H	ETSU	81 77								

Non-Div I Games: Converse 89 52 North Greenville 69 39

Furman

Loss, Non-Conf, S Site, H Home A Away N Neutral

Ga. Southern

Through Games Of Feb. 24, 2016

Average RPI Win:	260	WON-LOST	WINNING	LAST 10	STRENGTH OF	OPP. STRENGTH	TEAM	ADJ.	CONF.	ADJ CONF.
Average RPI Loss:	169	RECORD	PCT. RANK	GAMES	SCHEDULE	OF SCHEDULE	RPI	RPI	RPI	RPI
DIV. I ONLY	7- 19	284	2- 8	189	253	280	280	16	16	
DIV. I NON-CONF.	3- 6	234	0- 0	226	346	269	269	14	14	
TOTALS	RPI 1-25	RPI 26-50	W-L RECORDS	RPI 51-100	RPI 101-150	RPI 150+				
7- 19	0- 1	0- 2	OVERALL	0- 0	0- 6	7- 10				
4- 9	0- 0	0- 1	HOME	0- 0	0- 3	4- 5				
3- 9	0- 1	0- 1	AWAY	0- 0	0- 3	3- 4				
0- 1	0- 0	0- 0	NEUTRAL	0- 0	0- 0	0- 1				
3- 6	0- 1	0- 0	NON-CONFERENCE	0- 0	0- 1	3- 4				
2- 2	0- 0	0- 0	HOME	0- 0	0- 0	2- 2				
1- 3	0- 1	0- 0	AWAY	0- 0	0- 1	1- 1				
0- 1	0- 0	0- 0	NEUTRAL	0- 0	0- 0	0- 1				
4- 13	0- 0	0- 2	CONFERENCE	0- 0	0- 5	4- 6				
2- 7	0- 0	0- 1	HOME	0- 0	0- 3	2- 3				
2- 6	0- 0	0- 1	AWAY	0- 0	0- 2	2- 3				
0- 0	0- 0	0- 0	NEUTRAL	0- 0	0- 0	0- 0				

RPI 1-25				RPI 26-50				RPI 51-100				RPI 101+ Team's RPI: 280			
RPI	S	Opponent	Score	RPI	S	Opponent	Score	RPI	S	Opponent	Score	RPI	S	Opponent	Score
18	A	Georgia	28 75	43	A	Arkansas St.	54 77					111	A	Mercer	50 62
				43	H	Arkansas St.	52 79					127	A	Little Rock	36 69
												127	H	Little Rock	45 50
												129	H	La.-Lafayette	39 56
												149	A	UT Arlington	31 70
												149	H	UT Arlington	41 53
												181	A	Troy	68 84
												181	H	Troy	66 81
												185	A	South Ala.	45 48
												185	H	South Ala.	57 43
												189	A	Stetson	57 79
												218	H	Robert Morris	49 64
												221	A	Texas St.	56 61
												221	H	Texas St.	78 64
												255	N	Bethune-Cookman	49 65
												265	A	Georgia St.	61 50
												265	H	Georgia St.	60 61
												275	A	Appalachian St.	65 50
												289	H	La.-Monroe	49 50
												289	H	Jacksonville St.	60 56
												293	A	Savannah St.	64 48
												294	H	Charleston So.	64 51
												331	H	Lipscomb	55 66
LAST 12 Division I GAMES:															
265	H	Georgia St.	60 61	149	H	UT Arlington	41 53								
127	H	Little Rock	45 50	43	A	Arkansas St.	54 77								
43	H	Arkansas St.	52 79	127	A	Little Rock	36 69								
185	A	South Ala.	45 48	275	A	Appalachian St.	65 50								
181	A	Troy	68 84	265	A	Georgia St.	61 50								
221	H	Texas St.	78 64	289	H	La.-Monroe	49 50								

Non-Div I Games:

Ga. Southern

■ Loss,
 ■ Non-Conf, S Site,
 ■ Home
 ■ Away
 N Neutral

Average RPI Win:	239	WON-LOST	WINNING	LAST 10	STRENGTH OF	OPP. STRENGTH	TEAM	ADJ.	CONF.	ADJ CONF.
Average RPI Loss:	200	RECORD	PCT. RANK	GAMES	SCHEDULE	OF SCHEDULE	RPI	RPI	RPI	RPI
DIV. I ONLY	16- 10	103	6- 4	290	273	193	193	27	27	
DIV. I NON-CONF.	4- 4	160	0- 0	319	110	270	270	29	29	
TOTALS	RPI 1-25	RPI 26-50	W-L RECORDS	RPI 51-100	RPI 101-150	RPI 150+				
16- 10	0- 0	0- 0	OVERALL	0- 0	4- 3	12- 7				
12- 2	0- 0	0- 0	HOME	0- 0	2- 0	10- 2				
4- 5	0- 0	0- 0	AWAY	0- 0	2- 1	2- 4				
0- 3	0- 0	0- 0	NEUTRAL	0- 0	0- 2	0- 1				
4- 4	0- 0	0- 0	NON-CONFERENCE	0- 0	1- 2	3- 2				
3- 1	0- 0	0- 0	HOME	0- 0	0- 0	3- 1				
1- 0	0- 0	0- 0	AWAY	0- 0	1- 0	0- 0				
0- 3	0- 0	0- 0	NEUTRAL	0- 0	0- 2	0- 1				
12- 6	0- 0	0- 0	CONFERENCE	0- 0	3- 1	9- 5				
9- 1	0- 0	0- 0	HOME	0- 0	2- 0	7- 1				
3- 5	0- 0	0- 0	AWAY	0- 0	1- 1	2- 4				
0- 0	0- 0	0- 0	NEUTRAL	0- 0	0- 0	0- 0				

RPI 1-25			RPI 26-50			RPI 51-100			RPI 101+ Team's RPI: 193		
RPI	S	Opponent	Score	RPI	S	Opponent	Score	RPI	S	Opponent	Score
								112	A	Liberty	51 73
								112	H	Liberty	61 57
								122	A	UNC Asheville	58 56
								122	H	UNC Asheville	57 51
								124	A	North Carolina	66 65
								133	N	Western Mich.	44 71
								136	N	Arizona	60 79
								154	H	Pacific	77 84
								160	N	SMU	61 69
								196	A	Radford	51 54
								196	H	Radford	54 50
								225	A	Presbyterian	53 60
								225	H	Presbyterian	51 40
								254	A	High Point	79 72
								254	H	High Point	82 70
								269	H	Coastal Caro.	56 59
								292	A	Campbell	70 35
								292	H	Campbell	68 56
								294	A	Charleston So.	63 66
								294	H	Charleston So.	63 55
								295	H	Kennesaw St.	70 56
								300	H	UNCG	59 57
								304	H	Wofford	64 61
								320	A	Winthrop	62 81
								320	H	Winthrop	70 52
								322	H	Longwood	67 42
LAST 12 Division I GAMES:											
122	H	UNC Asheville	57 51	292	H	Campbell	68 56				
294	A	Charleston So.	63 66	225	A	Presbyterian	53 60				
225	H	Presbyterian	51 40	112	A	Liberty	51 73				
254	A	High Point	79 72	196	H	Radford	54 50				
196	A	Radford	51 54	322	H	Longwood	67 42				
320	H	Winthrop	70 52	122	A	UNC Asheville	58 56				

Non-Div I Games: Montreat 84 49 Bluefield Col. 64 51

Gardner-Webb

Loss, Non-Conf, S Site, H Home A Away N Neutral

George Mason

Through Games Of Feb. 24, 2016

Average RPI Win: 199	WON-LOST	WINNING	LAST 10	STRENGTH OF	OPP. STRENGTH	TEAM	ADJ.	CONF.	ADJ CONF.
Average RPI Loss: 104	RECORD	PCT. RANK	GAMES	SCHEDULE	OF SCHEDULE	RPI	RPI	RPI	RPI
DIV. I ONLY	11- 17	238	4- 6	122	90	183	183	7	7
DIV. I NON-CONF.	5- 8	209	0- 0	256	106	242	242	8	8
TOTALS	RPI 1-25	RPI 26-50	W-L RECORDS	RPI 51-100	RPI 101-150	RPI 150+			
11- 17	0- 1	0- 3	OVERALL	2- 6	1- 2	8- 5			
7- 4	0- 1	0- 0	HOME	1- 2	1- 0	5- 1			
2- 12	0- 0	0- 2	AWAY	1- 4	0- 2	1- 4			
2- 1	0- 0	0- 1	NEUTRAL	0- 0	0- 0	2- 0			
5- 8	0- 0	0- 1	NON-CONFERENCE	0- 3	0- 2	5- 2			
3- 1	0- 0	0- 0	HOME	0- 1	0- 0	3- 0			
0- 6	0- 0	0- 0	AWAY	0- 2	0- 2	0- 2			
2- 1	0- 0	0- 1	NEUTRAL	0- 0	0- 0	2- 0			
6- 9	0- 1	0- 2	CONFERENCE	2- 3	1- 0	3- 3			
4- 3	0- 1	0- 0	HOME	1- 1	1- 0	2- 1			
2- 6	0- 0	0- 2	AWAY	1- 2	0- 0	1- 2			
0- 0	0- 0	0- 0	NEUTRAL	0- 0	0- 0	0- 0			

RPI 1-25				RPI 26-50				RPI 51-100				RPI 101+ Team's RPI: 183			
RPI	S	Opponent	Score	RPI	S	Opponent	Score	RPI	S	Opponent	Score	RPI	S	Opponent	Score
21	H	Duquesne	56 72	41	A	George Washington	68 82	55	A	Saint Louis	73 63	102	H	Saint Joseph's	55 41
				44	A	St. Bonaventure	55 70	55	H	Saint Louis	50 61	117	A	Virginia Tech	63 80
				49	N	Western Ky.	58 84	56	A	Auburn	59 88	136	A	Arizona	60 68
								71	A	Dayton	58 81	164	A	Fordham	54 66
								80	A	Utah	62 74	169	H	Delaware	90 83
								82	A	VCU	34 65	173	A	Davidson	63 68
								82	H	VCU	70 54	184	H	Richmond	50 57
								95	H	Georgetown	57 63	192	N	Tulsa	64 63
												196	A	Radford	63 66
												201	A	UNLV	59 67
												209	H	Massachusetts	64 59
												222	A	Rhode Island	68 65
												266	N	Pepperdine	71 63
												268	H	La Salle	79 70
												281	H	Towson	88 76
												343	H	Air Force	69 52
LAST 12 Division I GAMES:															
				82	A	VCU	34 65	209	H	Massachusetts	64 59				
				184	H	Richmond	50 57	55	H	Saint Louis	50 61				
				222	A	Rhode Island	68 65	41	A	George Washington	68 82				
				71	A	Dayton	58 81	82	H	VCU	70 54				
				102	H	Saint Joseph's	55 41	44	A	St. Bonaventure	55 70				
				173	A	Davidson	63 68	164	A	Fordham	54 66				

Non-Div I Games:

George Mason

■ Loss,
 ■ Non-Conf,
 ■ S Site,
 ■ H Home
 ■ A Away
 N Neutral

Average RPI Win:	150	WON-LOST	WINNING	LAST 10	STRENGTH OF	OPP. STRENGTH	TEAM	ADJ.	CONF.	ADJ CONF.
Average RPI Loss:	78	RECORD	PCT. RANK	GAMES	SCHEDULE	OF SCHEDULE	RPI	RPI	RPI	RPI
DIV. I ONLY	22- 6	31	7- 3	82	84	41	41	7	7	
DIV. I NON-CONF.	10- 3	61	0- 0	85	73	48	48	8	8	
TOTALS	RPI 1-25	RPI 26-50	W-L RECORDS	RPI 51-100	RPI 101-150	RPI 150+				
22- 6	1- 1	1- 1	OVERALL	4- 2	4- 1	12- 1				
12- 2	0- 0	1- 0	HOME	2- 2	1- 0	8- 0				
8- 3	1- 1	0- 1	AWAY	1- 0	3- 0	3- 1				
2- 1	0- 0	0- 0	NEUTRAL	1- 0	0- 1	1- 0				
10- 3	0- 1	1- 0	NON-CONFERENCE	1- 1	3- 1	5- 0				
5- 1	0- 0	1- 0	HOME	0- 1	1- 0	3- 0				
3- 1	0- 1	0- 0	AWAY	0- 0	2- 0	1- 0				
2- 1	0- 0	0- 0	NEUTRAL	1- 0	0- 1	1- 0				
12- 3	1- 0	0- 1	CONFERENCE	3- 1	1- 0	7- 1				
7- 1	0- 0	0- 0	HOME	2- 1	0- 0	5- 0				
5- 2	1- 0	0- 1	AWAY	1- 0	1- 0	2- 1				
0- 0	0- 0	0- 0	NEUTRAL	0- 0	0- 0	0- 0				

RPI 1-25				RPI 26-50				Team's RPI: 41	RPI 51-100				RPI 101+			
RPI	S	Opponent	Score	RPI	S	Opponent	Score		RPI	S	Opponent	Score	RPI	S	Opponent	Score
10	A	Stanford	63 84	44	A	St. Bonaventure	67 69		55	H	Saint Louis	89 80	101	N	Wright St.	71 77
21	A	Duquesne	70 52	50	H	Villanova	78 70		59	N	Iowa	81 77	102	A	Saint Joseph's	70 45
									67	H	FGCU	60 64	103	A	Memphis	68 62
									71	A	Dayton	62 61	115	H	Iona	70 65
									71	H	Dayton	72 62	134	A	Fresno St.	61 53
									82	H	VCU	68 79	153	A	Illinois	70 57
													164	A	Fordham	69 76
													173	A	Davidson	79 60
													179	H	Grambling	85 58
													183	H	George Mason	82 68
													184	A	Richmond	62 47
													184	H	Richmond	55 53
													209	H	Massachusetts	67 50
													217	H	Hartford	82 51
													222	H	Rhode Island	68 52
													268	H	La Salle	83 59
													274	H	American	78 48
													283	N	Houston	82 78
LAST 12 Division I GAMES:																
184	H	Richmond	55 53	55	H	Saint Louis	89 80									
82	H	VCU	68 79	173	A	Davidson	79 60									
44	A	St. Bonaventure	67 69	183	H	George Mason	82 68									
71	H	Dayton	72 62	209	H	Massachusetts	67 50									
184	A	Richmond	62 47	21	A	Duquesne	70 52									
164	A	Fordham	69 76	268	H	La Salle	83 59									

Non-Div I Games:

George Washington

■ Loss,
 ■ Non-Conf, S Site,
 ■ Home
 ■ Away
 N Neutral

Average RPI Win:	174	WON-LOST	WINNING	LAST 10	STRENGTH OF	OPP. STRENGTH	TEAM	ADJ.	CONF.	ADJ CONF.
Average RPI Loss:	78	RECORD	PCT. RANK	GAMES	SCHEDULE	OF SCHEDULE	RPI	RPI	RPI	RPI
DIV. I ONLY	14- 12	148	5- 5	84	81	95	95	6	6	
DIV. I NON-CONF.	7- 3	91	0- 0	175	248	79	79	6	6	
TOTALS	RPI 1-25	RPI 26-50	W-L RECORDS	RPI 51-100	RPI 101-150	RPI 150+				
14- 12	0- 2	2- 5	OVERALL	2- 1	3- 2	7- 2				
6- 4	0- 1	0- 3	HOME	1- 0	2- 0	3- 0				
6- 8	0- 1	2- 2	AWAY	0- 1	1- 2	3- 2				
2- 0	0- 0	0- 0	NEUTRAL	1- 0	0- 0	1- 0				
7- 3	0- 0	0- 1	NON-CONFERENCE	1- 0	1- 1	5- 1				
3- 0	0- 0	0- 0	HOME	0- 0	1- 0	2- 0				
2- 3	0- 0	0- 1	AWAY	0- 0	0- 1	2- 1				
2- 0	0- 0	0- 0	NEUTRAL	1- 0	0- 0	1- 0				
7- 9	0- 2	2- 4	CONFERENCE	1- 1	2- 1	2- 1				
3- 4	0- 1	0- 3	HOME	1- 0	1- 0	1- 0				
4- 5	0- 1	2- 1	AWAY	0- 1	1- 1	1- 1				
0- 0	0- 0	0- 0	NEUTRAL	0- 0	0- 0	0- 0				

RPI 1-25				RPI 26-50				RPI 51-100				Team's RPI: 95	RPI 101+			
RPI	S	Opponent	Score	RPI	S	Opponent	Score	RPI	S	Opponent	Score		RPI	S	Opponent	Score
20	A	DePaul	53 75	32	A	Seton Hall	73 65	87	A	Marquette	72 87		103	A	Memphis	53 57
20	H	DePaul	66 80	32	H	Seton Hall	75 83	87	H	Marquette	75 72		117	H	Virginia Tech	73 56
				44	A	St. Bonaventure	54 69	98	N	Quinnipiac	80 68		141	A	Creighton	57 44
				46	A	St. John's (NY)	55 63						141	H	Creighton	69 57
				46	H	St. John's (NY)	60 65						148	A	Xavier	54 59
				50	A	Villanova	57 51						156	A	Alabama	66 78
				50	H	Villanova	60 63						169	H	Delaware	61 50
													183	A	George Mason	63 57
													186	A	Butler	76 82
													263	A	Providence	82 51
													263	H	Providence	63 53
													281	H	Towson	82 46
													282	A	UMES	71 60
													333	N	St. Francis Brooklyn	74 52
LAST 12 Division I GAMES:																
				50	H	Villanova	60 63					263	A	Providence	82 51	
				46	A	St. John's (NY)	55 63					50	A	Villanova	57 51	
				32	A	Seton Hall	73 65					32	H	Seton Hall	75 83	
				20	H	DePaul	66 80					46	H	St. John's (NY)	60 65	
				87	H	Marquette	75 72					87	A	Marquette	72 87	
				141	A	Creighton	57 44					20	A	DePaul	53 75	

Non-Div I Games:

Georgetown

■ Loss,
 ■ Non-Conf,
 ■ S Site,
 ■ H Home
 ■ A Away
 N Neutral

Average RPI Win:	132	WON-LOST	WINNING	LAST 10	STRENGTH OF	OPP. STRENGTH	TEAM	ADJ.	CONF.	ADJ CONF.
Average RPI Loss:	51	RECORD	PCT. RANK	GAMES	SCHEDULE	OF SCHEDULE	RPI	RPI	RPI	RPI
DIV. I ONLY	20- 7	48	7- 1	14	53	18	18	2	2	
DIV. I NON-CONF.	12- 1	9	1- 0	90	151	14	14	2	2	
TOTALS	RPI 1-25	RPI 26-50	W-L RECORDS	RPI 51-100	RPI 101-150	RPI 150+				
20- 7	3- 4	3- 1	OVERALL	3- 0	3- 1	8- 1				
13- 3	1- 1	2- 1	HOME	2- 0	1- 1	7- 0				
6- 4	1- 3	1- 0	AWAY	1- 0	2- 0	1- 1				
1- 0	1- 0	0- 0	NEUTRAL	0- 0	0- 0	0- 0				
12- 1	1- 1	1- 0	NON-CONFERENCE	1- 0	2- 0	7- 0				
9- 0	0- 0	1- 0	HOME	1- 0	1- 0	6- 0				
2- 1	0- 1	0- 0	AWAY	0- 0	1- 0	1- 0				
1- 0	1- 0	0- 0	NEUTRAL	0- 0	0- 0	0- 0				
8- 6	2- 3	2- 1	CONFERENCE	2- 0	1- 1	1- 1				
4- 3	1- 1	1- 1	HOME	1- 0	0- 1	1- 0				
4- 3	1- 2	1- 0	AWAY	1- 0	1- 0	0- 1				
0- 0	0- 0	0- 0	NEUTRAL	0- 0	0- 0	0- 0				

RPI	S	Opponent	Score
2	A	South Carolina	51 61
12	N	BYU	66 58
13	A	Texas A&M	62 73
14	H	Kentucky	53 64
19	A	Florida	71 61
19	H	Florida	74 63
25	A	Michigan St.	45 66

RPI	S	Opponent	Score
28	A	Missouri	65 50
28	H	Missouri	48 54
31	H	Mississippi St.	47 43
32	H	Seton Hall	70 52

RPI	S	Opponent	Score
56	H	Auburn	63 30
77	H	Georgia Tech	78 66
83	A	Vanderbilt	64 58

RPI	S	Opponent	Score
101	A	Wright St.	63 57
111	H	Mercer	57 44
121	A	LSU	58 47
121	H	LSU	46 53
156	A	Alabama	50 64
168	H	Ole Miss	70 56
189	H	Stetson	76 55
210	H	Cincinnati	60 42
227	H	Furman	77 39
273	H	Tennessee Tech	81 48
280	H	Ga. Southern	75 28
295	H	Kennesaw St.	89 34
298	A	CSUN	83 58

LAST 12 Division I GAMES:

298	A	CSUN	83 58	83	A	Vanderbilt	64 58
19	H	Florida	74 63	56	H	Auburn	63 30
2	A	South Carolina	51 61	121	H	LSU	46 53
121	A	LSU	58 47	31	H	Mississippi St.	47 43
168	H	Ole Miss	70 56	156	A	Alabama	50 64
28	A	Missouri	65 50	19	A	Florida	71 61

Non-Div I Games:

Georgia

■ Loss,
 ■ Non-Conf, S Site,
 ■ Home
 ■ Away
 N Neutral

Average RPI Win:	261	WON-LOST	WINNING	LAST 10	STRENGTH OF	OPP. STRENGTH	TEAM	ADJ.	CONF.	ADJ CONF.
Average RPI Loss:	167	RECORD	PCT. RANK	GAMES	SCHEDULE	OF SCHEDULE	RPI	RPI	RPI	RPI
DIV. I ONLY	10- 16	244	3- 7	260	244	265	265	16	16	
DIV. I NON-CONF.	5- 4	138	0- 0	315	345	237	237	14	14	
TOTALS	RPI 1-25	RPI 26-50	W-L RECORDS	RPI 51-100	RPI 101-150	RPI 150+				
10- 16	0- 0	0- 2	OVERALL	0- 1	1- 4	9- 9				
4- 9	0- 0	0- 1	HOME	0- 1	0- 3	4- 4				
5- 7	0- 0	0- 1	AWAY	0- 0	1- 1	4- 5				
1- 0	0- 0	0- 0	NEUTRAL	0- 0	0- 0	1- 0				
5- 4	0- 0	0- 0	NON-CONFERENCE	0- 1	0- 0	5- 3				
2- 2	0- 0	0- 0	HOME	0- 1	0- 0	2- 1				
2- 2	0- 0	0- 0	AWAY	0- 0	0- 0	2- 2				
1- 0	0- 0	0- 0	NEUTRAL	0- 0	0- 0	1- 0				
5- 12	0- 0	0- 2	CONFERENCE	0- 0	1- 4	4- 6				
2- 7	0- 0	0- 1	HOME	0- 0	0- 3	2- 3				
3- 5	0- 0	0- 1	AWAY	0- 0	1- 1	2- 3				
0- 0	0- 0	0- 0	NEUTRAL	0- 0	0- 0	0- 0				

RPI S	Opponent	Score	RPI S	Opponent	Score	RPI S	Opponent	Score	RPI S	Opponent	Score	Team's RPI: 265
43	A Arkansas St.	54 75	43	H Arkansas St.	64 85	79	H Charlotte	71 83	127	A Little Rock	32 59	
									127	H Little Rock	39 54	
									129	H La.-Lafayette	57 77	
									149	A UT Arlington	68 63	
									149	H UT Arlington	45 74	
									156	A Alabama	56 72	
									181	A Troy	78 89	
									181	H Troy	90 97	
									185	A South Ala.	45 83	
									185	H South Ala.	52 60	
									189	A Stetson	80 72	
									221	A Texas St.	71 80	
									221	H Texas St.	73 62	
									255	N Bethune-Cookman	68 61	
									273	A Tennessee Tech	65 72	
									275	A Appalachian St.	80 75	
									280	A Ga. Southern	61 60	
									280	H Ga. Southern	50 61	
									289	H La.-Monroe	65 52	
									295	A Kennesaw St.	66 62	
									313	H Morehead St.	90 99	
									326	H North Florida	76 63	
									335	H Howard	65 58	
LAST 12 Division I GAMES:												
280	A Ga. Southern	61 60	221	H Texas St.	73 62							
43	H Arkansas St.	64 85	127	A Little Rock	32 59							
127	H Little Rock	39 54	43	A Arkansas St.	54 75							
181	A Troy	78 89	275	A Appalachian St.	80 75							
185	A South Ala.	45 83	280	H Ga. Southern	50 61							
149	H UT Arlington	45 74	129	H La.-Lafayette	57 77							

Non-Div I Games:

Georgia St.

■ Loss,
 ■ Non-Conf,
 ■ S Site,
 ■ H Home
 ■ A Away
 N Neutral

Georgia Tech

Through Games Of Feb. 24, 2016

Average RPI Win:	196	WON-LOST	WINNING	LAST 10	STRENGTH OF	OPP. STRENGTH	TEAM	ADJ.	CONF.	ADJ CONF.
Average RPI Loss:	34	RECORD	PCT. RANK	GAMES	SCHEDULE	OF SCHEDULE	RPI	RPI	RPI	RPI
DIV. I ONLY	16- 11	120	6- 4	48	75	77	77	4	4	
DIV. I NON-CONF.	10- 3	61	0- 0	130	308	76	76	5	5	
TOTALS	RPI 1-25	RPI 26-50	W-L RECORDS	RPI 51-100	RPI 101-150	RPI 150+				
16- 11	0- 6	0- 3	OVERALL	1- 1	5- 1	10- 0				
11- 4	0- 2	0- 1	HOME	0- 1	3- 0	8- 0				
4- 6	0- 4	0- 2	AWAY	1- 0	2- 0	1- 0				
1- 1	0- 0	0- 0	NEUTRAL	0- 0	0- 1	1- 0				
10- 3	0- 1	0- 1	NON-CONFERENCE	0- 0	2- 1	8- 0				
8- 0	0- 0	0- 0	HOME	0- 0	1- 0	7- 0				
1- 2	0- 1	0- 1	AWAY	0- 0	1- 0	0- 0				
1- 1	0- 0	0- 0	NEUTRAL	0- 0	0- 1	1- 0				
6- 8	0- 5	0- 2	CONFERENCE	1- 1	3- 0	2- 0				
3- 4	0- 2	0- 1	HOME	0- 1	2- 0	1- 0				
3- 4	0- 3	0- 1	AWAY	1- 0	1- 0	1- 0				
0- 0	0- 0	0- 0	NEUTRAL	0- 0	0- 0	0- 0				

RPI 1-25				RPI 26-50				RPI 51-100				RPI 101+			
RPI	S	Opponent	Score	RPI	S	Opponent	Score	RPI	S	Opponent	Score	RPI	S	Opponent	Score
1	A	Notre Dame	76 85	26	H	Miami (FL)	55 58	52	A	Duke	64 59	105	N	UNI	58 61
1	H	Notre Dame	42 54	38	A	Indiana	60 69	94	H	Virginia	67 78	109	H	Samford	66 55
15	H	Louisville	65 78	45	A	North Carolina St.	57 65					117	A	Virginia Tech	51 34
16	A	Syracuse	52 71									119	H	Boston College	62 56
17	A	Florida St.	69 75									124	H	North Carolina	80 73
18	A	Georgia	66 78									125	A	IUPUI	60 50
												156	H	Alabama	70 58
												180	H	Loyola Chicago	84 77
												203	H	USC Upstate	87 46
												251	A	Clemson	76 63
												251	H	Clemson	77 48
												254	N	High Point	81 61
												278	H	Alabama St.	80 54
												279	H	Prairie View	96 48
												307	H	Southeastern La.	102 49
												333	H	St. Francis Brooklyn	89 51
LAST 12 Division I GAMES:															
52	A	Duke	64 59	1	H	Notre Dame	42 54								
251	H	Clemson	77 48	251	A	Clemson	76 63								
26	H	Miami (FL)	55 58	94	H	Virginia	67 78								
16	A	Syracuse	52 71	124	H	North Carolina	80 73								
117	A	Virginia Tech	51 34	17	A	Florida St.	69 75								
119	H	Boston College	62 56	45	A	North Carolina St.	57 65								

Non-Div I Games:

Georgia Tech

■ Loss,
 ■ Non-Conf, S Site,
 ■ Home
 ■ Away
 N Neutral

Average RPI Win: 205	WON-LOST	WINNING	LAST 10	STRENGTH OF	OPP. STRENGTH	TEAM	ADJ.	CONF.	ADJ CONF.
Average RPI Loss: 70	RECORD	PCT. RANK	GAMES	SCHEDULE	OF SCHEDULE	RPI	RPI	RPI	RPI
DIV. I ONLY	17- 11	109	4- 6	141	93	107	107	8	8
DIV. I NON-CONF.	8- 4	99	0- 0	149	90	119	119	9	9
TOTALS	RPI 1-25	RPI 26-50	W-L RECORDS	RPI 51-100	RPI 101-150	RPI 150+			
17- 11	0- 2	1- 1	OVERALL	3- 6	0- 1	13- 1			
12- 3	0- 1	1- 1	HOME	2- 1	0- 0	9- 0			
5- 7	0- 1	0- 0	AWAY	1- 5	0- 0	4- 1			
0- 1	0- 0	0- 0	NEUTRAL	0- 0	0- 1	0- 0			
8- 4	0- 1	1- 1	NON-CONFERENCE	1- 1	0- 1	6- 0			
6- 2	0- 1	1- 1	HOME	0- 0	0- 0	5- 0			
2- 1	0- 0	0- 0	AWAY	1- 1	0- 0	1- 0			
0- 1	0- 0	0- 0	NEUTRAL	0- 0	0- 1	0- 0			
9- 7	0- 1	0- 0	CONFERENCE	2- 5	0- 0	7- 1			
6- 1	0- 0	0- 0	HOME	2- 1	0- 0	4- 0			
3- 6	0- 1	0- 0	AWAY	0- 4	0- 0	3- 1			
0- 0	0- 0	0- 0	NEUTRAL	0- 0	0- 0	0- 0			

RPI 1-25				RPI 26-50				RPI 51-100				RPI 101+ Team's RPI: 107			
RPI	S	Opponent	Score	RPI	S	Opponent	Score	RPI	S	Opponent	Score	RPI	S	Opponent	Score
10	H	Stanford	48 65	33	H	West Virginia	62 57	58	A	St. Mary's (CA)	47 66	124	N	North Carolina	62 67
12	A	BYU	54 58	40	H	Southern California	56 60	64	A	Santa Clara	64 71	154	A	Pacific	83 84
								64	H	Santa Clara	53 44	154	H	Pacific	68 61
								71	A	Dayton	57 47	163	H	Montana St.	65 52
								76	A	Washington St.	48 55	200	H	Eastern Wash.	78 56
								78	A	San Diego	54 63	226	H	Grand Canyon	70 44
								99	A	San Francisco	52 71	241	A	Loyola Marymount	66 59
								99	H	San Francisco	68 47	241	H	Loyola Marymount	83 68
												247	H	Wyoming	61 57
												266	A	Pepperdine	74 57
												266	H	Pepperdine	56 39
												286	A	Portland	71 63
												286	H	Portland	86 51
												306	A	Colgate	80 50
												343	H	Air Force	88 35
LAST 12 Division I GAMES:															
154	A	Pacific	83 84	64	A	Santa Clara	64 71								
58	A	St. Mary's (CA)	47 66	154	H	Pacific	68 61								
286	H	Portland	86 51	58	H	St. Mary's (CA)	68 69								
266	H	Pepperdine	56 39	78	A	San Diego	54 63								
241	H	Loyola Marymount	83 68	12	A	BYU	54 58								
99	A	San Francisco	52 71	286	A	Portland	71 63								

Non-Div I Games:

Gonzaga

Grambling

Through Games Of Feb. 24, 2016

Average RPI Win: 288	WON-LOST	WINNING	LAST 10	STRENGTH OF	OPP. STRENGTH	TEAM	ADJ.	CONF.	ADJ CONF.
Average RPI Loss: 162	RECORD	PCT. RANK	GAMES	SCHEDULE	OF SCHEDULE	RPI	RPI	RPI	RPI
DIV. I ONLY	11- 12	192	7- 3	207	331	179	179	32	32
DIV. I NON-CONF.	1- 8	320	0- 0	62	70	212	212	31	31
TOTALS	RPI 1-25	RPI 26-50	W-L RECORDS	RPI 51-100	RPI 101-150	RPI 150+			
11- 12	0- 1	0- 2	OVERALL	0- 0	0- 2	11- 7			
5- 2	0- 0	0- 0	HOME	0- 0	0- 0	5- 2			
6- 10	0- 0	0- 0	AWAY	0- 0	0- 2	6- 2			
0- 0	0- 0	0- 0	NEUTRAL	0- 0	0- 0	0- 0			
1- 8	0- 1	0- 2	NON-CONFERENCE	0- 0	0- 2	1- 3			
0- 0	0- 0	0- 0	HOME	0- 0	0- 0	0- 0			
1- 8	0- 1	0- 2	AWAY	0- 0	0- 2	1- 3			
0- 0	0- 0	0- 0	NEUTRAL	0- 0	0- 0	0- 0			
10- 4	0- 0	0- 0	CONFERENCE	0- 0	0- 0	10- 4			
5- 2	0- 0	0- 0	HOME	0- 0	0- 0	5- 2			
5- 2	0- 0	0- 0	AWAY	0- 0	0- 0	5- 2			
0- 0	0- 0	0- 0	NEUTRAL	0- 0	0- 0	0- 0			

RPI 1-25				RPI 26-50				RPI 51-100				RPI 101+ Team's RPI: 179			
RPI	S	Opponent	Score	RPI	S	Opponent	Score	RPI	S	Opponent	Score	RPI	S	Opponent	Score
3	A	Baylor	42 96	31	A	Mississippi St.	43 107					128	A	Northwestern St.	62 71
				41	A	George Washington	58 85					142	A	Texas Tech	55 70
												156	A	Alabama	57 72
												166	A	Southern U.	68 80
												166	H	Southern U.	65 52
												191	A	William & Mary	55 74
												192	A	Tulsa	51 79
												242	A	Texas Southern	49 46
												242	H	Texas Southern	50 62
												278	H	Alabama St.	89 69
												279	A	Prairie View	51 44
												279	H	Prairie View	69 66
												301	A	Jackson St.	79 58
												301	H	Jackson St.	75 61
												311	A	Alcorn	85 76
												311	H	Alcorn	66 70
												319	A	Nicholls St.	69 65
												342	A	Ark.-Pine Bluff	68 83
												346	H	Alabama A&M	75 56
												348	A	Mississippi Val.	65 52
LAST 12 Division I GAMES:															
301	H	Jackson St.	75 61	342	A	Ark.-Pine Bluff	68 83								
242	A	Texas Southern	49 46	301	A	Jackson St.	79 58								
279	A	Prairie View	51 44	242	H	Texas Southern	50 62								
311	H	Alcorn	66 70	279	H	Prairie View	69 66								
166	H	Southern U.	65 52	311	A	Alcorn	85 76								
348	A	Mississippi Val.	65 52	166	A	Southern U.	68 80								

Non-Div I Games: Southern-N.O. 73 61 LSU-Alexandria 106 50

Grambling

■ Loss,
 ■ Non-Conf, S Site,
 ■ Home
 ■ Away
 N Neutral

Average RPI Win: 272		WON-LOST	WINNING	LAST 10	STRENGTH OF	OPP. STRENGTH	TEAM	ADJ.	CONF.	ADJ CONF.
Average RPI Loss: 139		RECORD	PCT. RANK	GAMES	SCHEDULE	OF SCHEDULE	RPI	RPI	RPI	RPI
DIV. I ONLY		12- 13	186	7- 3	265	257	226	226	25	25
DIV. I NON-CONF.		5- 8	209	0- 0	220	176	231	231	25	25
TOTALS	RPI 1-25	RPI 26-50		W-L RECORDS		RPI 51-100	RPI 101-150	RPI 150+		
12- 13	0- 0	0- 2		OVERALL		0- 4	1- 2	11- 5		
4- 6	0- 0	0- 0		HOME		0- 2	1- 1	3- 3		
8- 3	0- 0	0- 0		AWAY		0- 0	0- 0	8- 0		
0- 4	0- 0	0- 2		NEUTRAL		0- 1	0- 0	0- 1		
5- 8	0- 0	0- 2		NON-CONFERENCE		0- 2	1- 2	4- 2		
2- 3	0- 0	0- 0		HOME		0- 1	1- 1	1- 1		
3- 1	0- 0	0- 0		AWAY		0- 0	0- 1	3- 0		
0- 4	0- 0	0- 2		NEUTRAL		0- 1	0- 0	0- 1		
7- 5	0- 0	0- 0		CONFERENCE		0- 2	0- 0	7- 3		
2- 3	0- 0	0- 0		HOME		0- 1	0- 0	2- 2		
5- 2	0- 0	0- 0		AWAY		0- 1	0- 0	5- 1		
0- 0	0- 0	0- 0		NEUTRAL		0- 0	0- 0	0- 0		

RPI 1-25				RPI 26-50				RPI 51-100				RPI 101+				Team's RPI: 226	
RPI	S	Opponent	Score	RPI	S	Opponent	Score	RPI	S	Opponent	Score	RPI	S	Opponent	Score		
				33	N	West Virginia	50 68	54	H	UC Riverside	67 85	107	A	Gonzaga	44 70		
				40	N	Southern California	44 75	66	N	Abilene Christian	71 75	118	H	Hawaii	41 74		
								93	A	New Mexico St.	58 60	147	H	Oral Roberts	66 64		
								93	H	New Mexico St.	44 64	176	H	Northern Colo.	69 59		
												185	H	South Ala.	56 59		
												205	A	UTRGV	28 52		
												205	H	UTRGV	66 68		
												206	A	Utah Valley	61 53		
												240	A	CSU Bakersfield	61 51		
												258	A	Seattle	67 54		
												258	H	Seattle	60 53		
												303	A	UMKC	68 59		
												303	H	UMKC	57 63		
												309	N	Fairleigh Dickinson	68 74		
												314	A	North Dakota St.	76 67		
												338	A	UC Irvine	58 53		
												340	A	Chicago St.	65 60		
												340	H	Chicago St.	74 36		
												343	A	Air Force	73 39		
LAST 12 Division I GAMES:																	
				340	A	Chicago St.	65 60	240	A	CSU Bakersfield	61 51						
				303	A	UMKC	68 59	303	H	UMKC	57 63						
				258	H	Seattle	60 53	340	H	Chicago St.	74 36						
				205	H	UTRGV	66 68	206	A	Utah Valley	61 53						
				93	H	New Mexico St.	44 64	93	A	New Mexico St.	58 60						
				258	A	Seattle	67 54	205	A	UTRGV	28 52						

Non-Div I Games:	Western St.	77	40	San Diego Christian	60	40	Arizona Christian	87	54
------------------	-------------	----	----	---------------------	----	----	-------------------	----	----

Grand Canyon

■ Loss, ■ Non-Conf, S Site, H Home A Away N Neutral

Average RPI Win: 157		WON-LOST	WINNING	LAST 10	STRENGTH OF	OPP. STRENGTH	TEAM	ADJ.	CONF.	ADJ CONF.
Average RPI Loss: 117		RECORD	PCT. RANK	GAMES	SCHEDULE	OF SCHEDULE	RPI	RPI	RPI	RPI
DIV. I ONLY		23- 3	12	9- 1	100	99	27	27	14	14
DIV. I NON-CONF.		10- 2	33	0- 0	71	18	19	19	16	16
TOTALS	RPI 1-25	RPI 26-50		W-L RECORDS		RPI 51-100	RPI 101-150	RPI 150+		
23- 3	0- 0	0- 0		OVERALL		6- 2	5- 0	12- 1		
12- 1	0- 0	0- 0		HOME		5- 0	1- 0	6- 1		
10- 0	0- 0	0- 0		AWAY		0- 0	4- 0	6- 0		
1- 2	0- 0	0- 0		NEUTRAL		1- 2	0- 0	0- 0		
10- 2	0- 0	0- 0		NON-CONFERENCE		6- 2	1- 0	3- 0		
6- 0	0- 0	0- 0		HOME		5- 0	0- 0	1- 0		
3- 0	0- 0	0- 0		AWAY		0- 0	1- 0	2- 0		
1- 2	0- 0	0- 0		NEUTRAL		1- 2	0- 0	0- 0		
13- 1	0- 0	0- 0		CONFERENCE		0- 0	4- 0	9- 1		
6- 1	0- 0	0- 0		HOME		0- 0	1- 0	5- 1		
7- 0	0- 0	0- 0		AWAY		0- 0	3- 0	4- 0		
0- 0	0- 0	0- 0		NEUTRAL		0- 0	0- 0	0- 0		

RPI 1-25				RPI 26-50		Team's RPI: 27		RPI 51-100				RPI 101+			
RPI	S	Opponent	Score	RPI	S	Opponent	Score	RPI	S	Opponent	Score	RPI	S	Opponent	Score
								53	N	Rutgers	43 54	101	A	Wright St.	63 58
								63	H	South Dakota St.	58 57	106	A	Drake	86 61
								71	H	Dayton	68 52	131	A	Youngstown St.	68 60
								83	H	Vanderbilt	58 56	131	H	Youngstown St.	69 35
								84	N	Tulane	79 58	139	A	Northern Ky.	81 73
								87	H	Marquette	75 55	158	H	Detroit	58 36
								92	H	Belmont	66 62	174	A	Milwaukee	63 42
								94	N	Virginia	59 68	174	H	Milwaukee	69 46
												180	H	Loyola Chicago	65 51
												182	A	Wisconsin	72 58
												186	A	Butler	55 46
												204	H	Oakland	56 58
												219	A	Ill.-Chicago	58 40
												219	H	Ill.-Chicago	64 22
												239	A	Valparaiso	71 35
												239	H	Valparaiso	81 42
												277	A	Cleveland St.	66 45
												277	H	Cleveland St.	71 53
LAST 12 Division I GAMES:															
				239	A	Valparaiso	71 35			204	H	Oakland	56 58		
				219	A	Ill.-Chicago	58 40			101	A	Wright St.	63 58		
				277	H	Cleveland St.	71 53			139	A	Northern Ky.	81 73		
				131	H	Youngstown St.	69 35			219	H	Ill.-Chicago	64 22		
				174	H	Milwaukee	69 46			239	H	Valparaiso	81 42		
				158	H	Detroit	58 36			131	A	Youngstown St.	68 60		

Non-Div I Games:

Green Bay

Loss, Non-Conf, S Site, H Home A Away N Neutral

Average RPI Win: 267	WON-LOST	WINNING	LAST 10	STRENGTH OF	OPP. STRENGTH	TEAM	ADJ.	CONF.	ADJ CONF.
Average RPI Loss: 123	RECORD	PCT. RANK	GAMES	SCHEDULE	OF SCHEDULE	RPI	RPI	RPI	RPI
DIV. I ONLY	12- 14	198	8- 2	113	268	152	152	31	31
DIV. I NON-CONF.	2- 11	306	0- 0	6	66	146	146	30	30
TOTALS	RPI 1-25	RPI 26-50	W-L RECORDS	RPI 51-100	RPI 101-150	RPI 150+			
12- 14	0- 3	0- 2	OVERALL	0- 3	1- 1	11- 5			
5- 4	0- 0	0- 1	HOME	0- 1	0- 0	5- 2			
5- 10	0- 3	0- 1	AWAY	0- 2	0- 1	5- 3			
2- 0	0- 0	0- 0	NEUTRAL	0- 0	1- 0	1- 0			
2- 11	0- 3	0- 2	NON-CONFERENCE	0- 3	1- 1	1- 2			
0- 3	0- 0	0- 1	HOME	0- 1	0- 0	0- 1			
0- 8	0- 3	0- 1	AWAY	0- 2	0- 1	0- 1			
2- 0	0- 0	0- 0	NEUTRAL	0- 0	1- 0	1- 0			
10- 3	0- 0	0- 0	CONFERENCE	0- 0	0- 0	10- 3			
5- 1	0- 0	0- 0	HOME	0- 0	0- 0	5- 1			
5- 2	0- 0	0- 0	AWAY	0- 0	0- 0	5- 2			
0- 0	0- 0	0- 0	NEUTRAL	0- 0	0- 0	0- 0			

RPI 1-25				RPI 26-50				RPI 51-100				RPI 101+ Team's RPI: 152			
RPI	S	Opponent	Score	RPI	S	Opponent	Score	RPI	S	Opponent	Score	RPI	S	Opponent	Score
2	A	South Carolina	48 86	37	A	Princeton	55 79	60	A	Oregon	51 86	104	A	Iowa St.	59 95
7	A	Texas	52 79	42	H	James Madison	56 68	76	A	Washington St.	61 68	113	N	Wake Forest	47 42
24	A	UTEP	54 78					81	H	Drexel	36 57	189	A	Stetson	59 68
												216	H	Lehigh	56 63
												222	N	Rhode Island	59 54
												236	A	N.C. A&T	55 52
												243	A	Morgan St.	65 51
												243	H	Morgan St.	60 47
												255	H	Bethune-Cookman	60 45
												256	A	Coppin St.	64 68
												282	A	UMES	76 55
												291	H	Florida A&M	59 66
												293	H	Savannah St.	65 53
												299	H	South Carolina St.	63 50
												327	A	Delaware St.	63 54
												335	A	Howard	77 83
												347	H	Norfolk St.	73 62
												349	A	N.C. Central	76 42
LAST 12 Division I GAMES:															
327	A	Delaware St.	63 54	299	H	South Carolina St.	63 50								
256	A	Coppin St.	64 68	293	H	Savannah St.	65 53								
243	H	Morgan St.	60 47	349	A	N.C. Central	76 42								
335	A	Howard	77 83	236	A	N.C. A&T	55 52								
282	A	UMES	76 55	291	H	Florida A&M	59 66								
347	H	Norfolk St.	73 62	255	H	Bethune-Cookman	60 45								

Non-Div I Games:

Hampton

■ Loss,
 ■ Non-Conf,
 ■ S Site,
 ■ Home
 ■ A Away
 N Neutral

Hartford

Through Games Of Feb. 24, 2016

Average RPI Win:	261	WON-LOST	WINNING	LAST 10	STRENGTH OF	OPP. STRENGTH	TEAM	ADJ.	CONF.	ADJ CONF.
Average RPI Loss:	130	RECORD	PCT. RANK	GAMES	SCHEDULE	OF SCHEDULE	RPI	RPI	RPI	RPI
DIV. I ONLY	11- 17	238	4- 6	157	204	217	217	15	15	
DIV. I NON-CONF.	4- 9	245	0- 0	107	156	210	210	18	18	
TOTALS	RPI 1-25	RPI 26-50	W-L RECORDS	RPI 51-100	RPI 101-150	RPI 150+				
11- 17	0- 1	0- 2	OVERALL	0- 5	0- 3	11- 6				
7- 6	0- 1	0- 1	HOME	0- 1	0- 1	7- 2				
4- 11	0- 0	0- 1	AWAY	0- 4	0- 2	4- 4				
0- 0	0- 0	0- 0	NEUTRAL	0- 0	0- 0	0- 0				
4- 9	0- 1	0- 1	NON-CONFERENCE	0- 3	0- 1	4- 3				
3- 2	0- 1	0- 0	HOME	0- 0	0- 0	3- 1				
1- 7	0- 0	0- 1	AWAY	0- 3	0- 1	1- 2				
0- 0	0- 0	0- 0	NEUTRAL	0- 0	0- 0	0- 0				
7- 8	0- 0	0- 1	CONFERENCE	0- 2	0- 2	7- 3				
4- 4	0- 0	0- 1	HOME	0- 1	0- 1	4- 1				
3- 4	0- 0	0- 0	AWAY	0- 1	0- 1	3- 2				
0- 0	0- 0	0- 0	NEUTRAL	0- 0	0- 0	0- 0				

RPI S	Opponent	Score	RPI S	Opponent	Score	RPI S	Opponent	Score	RPI S	Opponent	Score	Team's RPI: 217
8	H Arizona St.	29 60	41	A George Washington	51 82	62	A Michigan	47 83	119	A Boston College	28 62	
			48	H Albany (NY)	41 78	67	A FGCU	44 64	144	A Stony Brook	35 58	
						69	A Maine	43 61	144	H Stony Brook	42 45	
						69	H Maine	44 50	167	A UMBC	51 58	
						98	A Quinnipiac	69 71	167	H UMBC	65 57	
									175	H Cornell	53 50	
									209	A Massachusetts	57 63	
									213	A Sacred Heart	68 67	
									228	H Dartmouth	36 43	
									235	A Binghamton	41 39	
									235	H Binghamton	47 53	
									238	A New Hampshire	42 53	
									238	H New Hampshire	48 44	
									263	A Providence	50 69	
									285	H Central Conn. St.	49 41	
									296	A Vermont	51 47	
									296	H Vermont	52 50	
									316	H Lafayette	55 50	
									323	A UMass Lowell	75 70	
									323	H UMass Lowell	72 59	
LAST 12 Division I GAMES:												
69	H Maine	44 50	323	A UMass Lowell	75 70							
238	A New Hampshire	42 53	48	H Albany (NY)	41 78							
167	A UMBC	51 58	69	A Maine	43 61							
296	H Vermont	52 50	238	H New Hampshire	48 44							
235	A Binghamton	41 39	167	H UMBC	65 57							
144	H Stony Brook	42 45	144	A Stony Brook	35 58							

Non-Div I Games:

Hartford

■ Loss,
■ Non-Conf,
■ S Site,
■ H Home
■ A Away
N Neutral

Average RPI Win:	201	WON-LOST	WINNING	LAST 10	STRENGTH OF	OPP. STRENGTH	TEAM	ADJ.	CONF.	ADJ CONF.
Average RPI Loss:	106	RECORD	PCT. RANK	GAMES	SCHEDULE	OF SCHEDULE	RPI	RPI	RPI	RPI
DIV. I ONLY	12- 11	157	7- 3	69	180	100	100	10	10	
DIV. I NON-CONF.	5- 8	209	1- 1	84	174	150	150	12	12	
TOTALS	RPI 1-25	RPI 26-50	W-L RECORDS	RPI 51-100	RPI 101-150	RPI 150+				
12- 11	0- 0	0- 3	OVERALL	0- 4	2- 1	10- 3				
4- 5	0- 0	0- 2	HOME	0- 2	0- 0	4- 1				
7- 6	0- 0	0- 1	AWAY	0- 2	1- 1	6- 2				
1- 0	0- 0	0- 0	NEUTRAL	0- 0	1- 0	0- 0				
5- 8	0- 0	0- 1	NON-CONFERENCE	0- 4	2- 1	3- 2				
2- 2	0- 0	0- 0	HOME	0- 2	0- 0	2- 0				
2- 6	0- 0	0- 1	AWAY	0- 2	1- 1	1- 2				
1- 0	0- 0	0- 0	NEUTRAL	0- 0	1- 0	0- 0				
7- 3	0- 0	0- 2	CONFERENCE	0- 0	0- 0	7- 1				
2- 3	0- 0	0- 2	HOME	0- 0	0- 0	2- 1				
5- 0	0- 0	0- 0	AWAY	0- 0	0- 0	5- 0				
0- 0	0- 0	0- 0	NEUTRAL	0- 0	0- 0	0- 0				

RPI 1-25				RPI 26-50				RPI 51-100				Team's RPI: 100+			
RPI	S	Opponent	Score	RPI	S	Opponent	Score	RPI	S	Opponent	Score	RPI	S	Opponent	Score
29	H	Penn	48 68	51	A	Chattanooga	58 62	108	N	Toledo	76 70				
36	A	South Fla.	59 86	67	A	FGCU	65 74	109	A	Samford	60 54				
37	H	Princeton	83 92	69	H	Maine	53 64	144	A	Stony Brook	63 64				
				85	H	Eastern Mich.	81 85	165	A	Yale	72 69				
								175	A	Cornell	65 56				
								175	H	Cornell	68 63				
								198	A	Fairfield	50 67				
								202	A	Brown	87 79				
								209	H	Massachusetts	67 65				
								222	A	Rhode Island	52 56				
								223	A	Rice	67 61				
								228	A	Dartmouth	56 43				
								228	H	Dartmouth	64 70				
								237	A	Columbia	69 66				
								237	H	Columbia	84 54				
								344	H	Boston U.	73 55				
LAST 12 Division I GAMES:															
175	H	Cornell	68 63	237	A	Columbia	69 66								
237	H	Columbia	84 54	175	A	Cornell	65 56								
165	A	Yale	72 69	228	H	Dartmouth	64 70								
202	A	Brown	87 79	228	A	Dartmouth	56 43								
37	H	Princeton	83 92	51	A	Chattanooga	58 62								
29	H	Penn	48 68	109	A	Samford	60 54								

Non-Div I Games:

Harvard

■ Loss,
 ■ Non-Conf, S Site,
 ■ Home
 ■ Away
 N Neutral

Average RPI Win:	238	WON-LOST	WINNING	LAST 10	STRENGTH OF	OPP. STRENGTH	TEAM	ADJ.	CONF.	ADJ CONF.
Average RPI Loss:	75	RECORD	PCT. RANK	GAMES	SCHEDULE	OF SCHEDULE	RPI	RPI	RPI	RPI
DIV. I ONLY	16- 9	92	8- 2	169	137	118	118	22	22	
DIV. I NON-CONF.	7- 6	156	0- 0	82	8	109	109	21	21	
TOTALS	RPI 1-25	RPI 26-50	W-L RECORDS	RPI 51-100	RPI 101-150	RPI 150+				
16- 9	0- 4	0- 1	OVERALL	0- 2	2- 0	14- 2				
7- 5	0- 2	0- 1	HOME	0- 2	1- 0	6- 0				
9- 2	0- 0	0- 0	AWAY	0- 0	1- 0	8- 2				
0- 2	0- 2	0- 0	NEUTRAL	0- 0	0- 0	0- 0				
7- 6	0- 4	0- 1	NON-CONFERENCE	0- 1	0- 0	7- 0				
2- 4	0- 2	0- 1	HOME	0- 1	0- 0	2- 0				
5- 0	0- 0	0- 0	AWAY	0- 0	0- 0	5- 0				
0- 2	0- 2	0- 0	NEUTRAL	0- 0	0- 0	0- 0				
9- 3	0- 0	0- 0	CONFERENCE	0- 1	2- 0	7- 2				
5- 1	0- 0	0- 0	HOME	0- 1	1- 0	4- 0				
4- 2	0- 0	0- 0	AWAY	0- 0	1- 0	3- 2				
0- 0	0- 0	0- 0	NEUTRAL	0- 0	0- 0	0- 0				

RPI 1-25				RPI 26-50				RPI 51-100				RPI 101+ Team's RPI: 118			
RPI	S	Opponent	Score	RPI	S	Opponent	Score	RPI	S	Opponent	Score	RPI	S	Opponent	Score
2	H	South Carolina	51 67	29	H	Penn	54 64	54	H	UC Riverside	74 77	130	A	Long Beach St.	67 55
8	H	Arizona St.	49 75					76	H	Washington St.	52 62	130	H	Long Beach St.	60 42
12	N	BYU	56 67									170	A	Sacramento St.	74 72
13	N	Texas A&M	41 82									187	A	UC Davis	58 60
												187	H	UC Davis	70 50
												195	A	San Jose St.	76 73
												197	A	Cal Poly	64 58
												226	A	Grand Canyon	74 41
												240	A	CSU Bakersfield	65 55
												240	H	CSU Bakersfield	74 60
												241	H	Loyola Marymount	65 51
												262	A	UC Santa Barbara	63 62
												276	A	Northern Ariz.	61 52
												298	A	CSUN	60 63
												298	H	CSUN	77 50
												338	A	UC Irvine	83 65
												338	H	UC Irvine	59 35
												339	H	Cal St. Fullerton	62 53
LAST 12 Division I GAMES:															
187	H	UC Davis	70 50	298	A	CSUN	60 63								
130	H	Long Beach St.	60 42	338	A	UC Irvine	83 65								
262	A	UC Santa Barbara	63 62	54	H	UC Riverside	74 77								
197	A	Cal Poly	64 58	298	H	CSUN	77 50								
338	H	UC Irvine	59 35	187	A	UC Davis	58 60								
339	H	Cal St. Fullerton	62 53	130	A	Long Beach St.	67 55								

Non-Div I Games:

Hawaii

■ Loss,
■ Non-Conf,
■ S Site,
■ H Home
■ A Away
N Neutral

Average RPI Win:	274	WON-LOST	WINNING	LAST 10	STRENGTH OF	OPP. STRENGTH	TEAM	ADJ.	CONF.	ADJ CONF.
Average RPI Loss:	153	RECORD	PCT. RANK	GAMES	SCHEDULE	OF SCHEDULE	RPI	RPI	RPI	RPI
DIV. I ONLY	9- 16	255	5- 5	208	230	254	254	27	27	
DIV. I NON-CONF.	0- 8	338	0- 0	78	31	287	287	29	29	
TOTALS	RPI 1-25	RPI 26-50	W-L RECORDS	RPI 51-100	RPI 101-150	RPI 150+				
9- 16	0- 1	0- 1	OVERALL	0- 3	0- 4	9- 7				
5- 6	0- 0	0- 0	HOME	0- 1	0- 2	5- 3				
4- 8	0- 1	0- 1	AWAY	0- 1	0- 1	4- 4				
0- 2	0- 0	0- 0	NEUTRAL	0- 1	0- 1	0- 0				
0- 8	0- 1	0- 1	NON-CONFERENCE	0- 3	0- 1	0- 2				
0- 2	0- 0	0- 0	HOME	0- 1	0- 0	0- 1				
0- 4	0- 1	0- 1	AWAY	0- 1	0- 0	0- 1				
0- 2	0- 0	0- 0	NEUTRAL	0- 1	0- 1	0- 0				
9- 8	0- 0	0- 0	CONFERENCE	0- 0	0- 3	9- 5				
5- 4	0- 0	0- 0	HOME	0- 0	0- 2	5- 2				
4- 4	0- 0	0- 0	AWAY	0- 0	0- 1	4- 3				
0- 0	0- 0	0- 0	NEUTRAL	0- 0	0- 0	0- 0				

RPI 1-25				RPI 26-50				RPI 51-100				RPI 101+ Team's RPI: 254			
RPI	S	Opponent	Score	RPI	S	Opponent	Score	RPI	S	Opponent	Score	RPI	S	Opponent	Score
11	A	Maryland	50 105	45	A	North Carolina St.	48 89	77	N	Georgia Tech	61 81	112	A	Liberty	43 56
								82	H	VCU	39 69	112	H	Liberty	68 73
								96	A	Elon	69 80	122	H	UNC Asheville	81 82
												146	N	UAB	46 56
												173	H	Davidson	60 62
												193	A	Gardner-Webb	70 82
												193	H	Gardner-Webb	72 79
												196	A	Radford	56 54
												196	H	Radford	71 66
												225	A	Presbyterian	70 82
												225	H	Presbyterian	61 47
												269	A	Coastal Caro.	53 79
												269	H	Coastal Caro.	53 52
												292	A	Campbell	69 55
												294	H	Charleston So.	62 64
												300	A	UNCG	72 82
												320	A	Winthrop	74 67
												320	H	Winthrop	80 60
												322	A	Longwood	89 70
												322	H	Longwood	79 68
LAST 12 Division I GAMES:															
112	H	Liberty	68 73	112	A	Liberty	43 56								
320	H	Winthrop	80 60	196	A	Radford	56 54								
322	A	Longwood	89 70	122	H	UNC Asheville	81 82								
193	H	Gardner-Webb	72 79	320	A	Winthrop	74 67								
269	A	Coastal Caro.	53 79	292	A	Campbell	69 55								
225	H	Presbyterian	61 47	269	H	Coastal Caro.	53 52								

Non-Div I Games: Greensboro 82 49

High Point

■ Loss,
 ■ Non-Conf, S Site,
 ■ Home
 ■ Away
 N Neutral

Hofstra

Through Games Of Feb. 24, 2016

Average RPI Win:	209	WON-LOST	WINNING	LAST 10	STRENGTH OF	OPP. STRENGTH	TEAM	ADJ.	CONF.	ADJ CONF.
Average RPI Loss:	92	RECORD	PCT. RANK	GAMES	SCHEDULE	OF SCHEDULE	RPI	RPI	RPI	RPI
DIV. I ONLY	19- 7	61	6- 4	164	156	74	74	13	13	
DIV. I NON-CONF.	9- 2	37	0- 0	189	189	59	59	11	11	
TOTALS	RPI 1-25	RPI 26-50	W-L RECORDS	RPI 51-100	RPI 101-150	RPI 150+				
19- 7	0- 1	0- 2	OVERALL	1- 2	3- 0	15- 2				
10- 1	0- 0	0- 1	HOME	1- 0	3- 0	6- 0				
8- 5	0- 0	0- 1	AWAY	0- 2	0- 0	8- 2				
1- 1	0- 1	0- 0	NEUTRAL	0- 0	0- 0	1- 0				
9- 2	0- 1	0- 0	NON-CONFERENCE	0- 0	3- 0	6- 1				
4- 0	0- 0	0- 0	HOME	0- 0	3- 0	1- 0				
4- 1	0- 0	0- 0	AWAY	0- 0	0- 0	4- 1				
1- 1	0- 1	0- 0	NEUTRAL	0- 0	0- 0	1- 0				
10- 5	0- 0	0- 2	CONFERENCE	1- 2	0- 0	9- 1				
6- 1	0- 0	0- 1	HOME	1- 0	0- 0	5- 0				
4- 4	0- 0	0- 1	AWAY	0- 2	0- 0	4- 1				
0- 0	0- 0	0- 0	NEUTRAL	0- 0	0- 0	0- 0				

RPI 1-25				RPI 26-50				RPI 51-100				Team's RPI: 74		RPI 101+			
RPI	S	Opponent	Score	RPI	S	Opponent	Score	RPI	S	Opponent	Score			RPI	S	Opponent	Score
6	N	Oregon St.	50 73	42	A	James Madison	42 57	81	A	Drexel	64 67			102	H	Saint Joseph's	75 62
				42	H	James Madison	54 71	96	A	Elon	60 61			138	H	Buffalo	79 36
								96	H	Elon	59 49			144	H	Stony Brook	71 66
														161	H	Northeastern	75 50
														169	A	Delaware	47 54
														169	H	Delaware	58 49
														172	A	Marist	71 67
														191	A	William & Mary	61 53
														191	H	William & Mary	75 45
														198	A	Fairfield	67 53
														209	A	Massachusetts	56 57
														230	A	Col. of Charleston	62 58
														233	H	Navy	65 63
														257	A	UNCW	68 64
														257	H	UNCW	62 38
														269	N	Coastal Caro.	82 40
														274	A	American	60 51
														281	A	Towson	74 56
														281	H	Towson	64 60
														327	A	Delaware St.	66 49
LAST 12 Division I GAMES:																	
				169	A	Delaware	47 54					96	H	Elon	59 49		
				257	H	UNCW	62 38					81	A	Drexel	64 67		
				42	A	James Madison	42 57					281	H	Towson	64 60		
				191	A	William & Mary	61 53					161	H	Northeastern	75 50		
				281	A	Towson	74 56					191	H	William & Mary	75 45		
				42	H	James Madison	54 71					257	A	UNCW	68 64		

Non-Div I Games:

Hofstra

■ Loss,
 ■ Non-Conf, S Site,
 ■ Home
 ■ Away
 N Neutral

Holy Cross

Through Games Of Feb. 24, 2016

Average RPI Win:	280	WON-LOST	WINNING	LAST 10	STRENGTH OF	OPP. STRENGTH	TEAM	ADJ.	CONF.	ADJ CONF.
Average RPI Loss:	160	RECORD	PCT. RANK	GAMES	SCHEDULE	OF SCHEDULE	RPI	RPI	RPI	RPI
DIV. I ONLY	12- 15	207	5- 5	271	260	250	250	26	26	
DIV. I NON-CONF.	3- 8	258	0- 0	301	165	318	318	27	27	
TOTALS	RPI 1-25	RPI 26-50	W-L RECORDS	RPI 51-100	RPI 101-150	RPI 150+				
12- 15	0- 0	0- 0	OVERALL	0- 5	0- 3	12- 7				
8- 5	0- 0	0- 0	HOME	0- 2	0- 0	8- 3				
4- 10	0- 0	0- 0	AWAY	0- 3	0- 3	4- 4				
0- 0	0- 0	0- 0	NEUTRAL	0- 0	0- 0	0- 0				
3- 8	0- 0	0- 0	NON-CONFERENCE	0- 1	0- 3	3- 4				
3- 2	0- 0	0- 0	HOME	0- 0	0- 0	3- 2				
0- 6	0- 0	0- 0	AWAY	0- 1	0- 3	0- 2				
0- 0	0- 0	0- 0	NEUTRAL	0- 0	0- 0	0- 0				
9- 7	0- 0	0- 0	CONFERENCE	0- 4	0- 0	9- 3				
5- 3	0- 0	0- 0	HOME	0- 2	0- 0	5- 1				
4- 4	0- 0	0- 0	AWAY	0- 2	0- 0	4- 2				
0- 0	0- 0	0- 0	NEUTRAL	0- 0	0- 0	0- 0				

RPI 1-25				RPI 26-50				RPI 51-100				RPI 101+				Team's RPI: 250	
RPI	S	Opponent	Score	RPI	S	Opponent	Score	RPI	S	Opponent	Score	RPI	S	Opponent	Score		
								72	A	Army West Point	58	77	119	A	Boston College	51	60
								72	H	Army West Point	49	80	120	A	Pittsburgh	50	56
								89	A	Bucknell	64	74	126	A	Penn St.	82	86
								89	H	Bucknell	51	58	165	A	Yale	59	69
								98	A	Quinnipiac	61	74	209	H	Massachusetts	60	74
													216	A	Lehigh	58	61
													216	H	Lehigh	77	71
													228	H	Dartmouth	54	60
													232	H	Manhattan	58	44
													233	A	Navy	49	50
													233	H	Navy	57	49
													245	H	Loyola Maryland	49	59
													246	H	Bryant	65	64
													274	A	American	59	50
													274	H	American	59	54
													296	H	Vermont	77	63
													306	A	Colgate	80	71
													306	H	Colgate	70	61
													316	A	Lafayette	57	54
													316	H	Lafayette	66	49
													323	A	UMass Lowell	67	75
													344	A	Boston U.	60	41
LAST 12 Division I GAMES:																	
				245	H	Loyola Maryland	49	59	306	H	Colgate	70	61				
				274	A	American	59	50	233	A	Navy	49	50				
				72	H	Army West Point	49	80	274	H	American	59	54				
				216	H	Lehigh	77	71	72	A	Army West Point	58	77				
				316	A	Lafayette	57	54	216	A	Lehigh	58	61				
				89	A	Bucknell	64	74	316	H	Lafayette	66	49				

Non-Div I Games:

Holy Cross

■ Loss,
 ■ Non-Conf,
 ■ S Site,
 ■ H Home
 ■ A Away
 N Neutral

Average RPI Win: 253	WON-LOST	WINNING	LAST 10	STRENGTH OF	OPP. STRENGTH	TEAM	ADJ.	CONF.	ADJ CONF.
Average RPI Loss: 134	RECORD	PCT. RANK	GAMES	SCHEDULE	OF SCHEDULE	RPI	RPI	RPI	RPI
DIV. I ONLY	5- 22	313	1- 9	181	110	283	283	9	9
DIV. I NON-CONF.	4- 7	222	0- 0	165	278	213	213	7	7
TOTALS	RPI 1-25	RPI 26-50	W-L RECORDS	RPI 51-100	RPI 101-150	RPI 150+			
5- 22	0- 1	0- 2	OVERALL	0- 5	1- 3	4- 11			
2- 10	0- 1	0- 0	HOME	0- 2	1- 1	1- 6			
3- 9	0- 0	0- 1	AWAY	0- 2	0- 1	3- 5			
0- 3	0- 0	0- 1	NEUTRAL	0- 1	0- 1	0- 0			
4- 7	0- 0	0- 1	NON-CONFERENCE	0- 1	1- 2	3- 3			
1- 3	0- 0	0- 0	HOME	0- 0	1- 1	0- 2			
3- 1	0- 0	0- 0	AWAY	0- 0	0- 0	3- 1			
0- 3	0- 0	0- 1	NEUTRAL	0- 1	0- 1	0- 0			
1- 15	0- 1	0- 1	CONFERENCE	0- 4	0- 1	1- 8			
1- 7	0- 1	0- 0	HOME	0- 2	0- 0	1- 4			
0- 8	0- 0	0- 1	AWAY	0- 2	0- 1	0- 4			
0- 0	0- 0	0- 0	NEUTRAL	0- 0	0- 0	0- 0			

RPI	S	Opponent	Score	RPI	S	Opponent	Score	RPI	S	Opponent	Score	RPI	S	Opponent	Score	Team's RPI: 283
4	H	UConn	37 76	36	A	South Fla.	49 73	59	N	Iowa	50 64	101	N	Wright St.	61 75	
				41	N	George Washington	78 82	61	A	Temple	48 78	103	A	Memphis	57 74	
								61	H	Temple	66 75	129	H	La.-Lafayette	52 51	
								84	A	Tulane	48 70	130	H	Long Beach St.	41 47	
								84	H	Tulane	56 59	159	A	East Carolina	70 76	
												159	H	East Carolina	59 68	
												160	H	SMU	48 50	
												192	A	Tulsa	28 44	
												192	H	Tulsa	62 79	
												201	H	UNLV	60 63	
												205	H	UTRGV	45 55	
												210	A	Cincinnati	50 56	
												210	H	Cincinnati	61 67	
												223	A	Rice	62 59	
												230	A	Col. of Charleston	48 55	
												270	A	UCF	62 65	
												270	H	UCF	64 55	
												312	A	A&M-Corpus Christi	76 73	
												332	A	Incarinate Word	67 51	
LAST 12 Division I GAMES:																
270	A	UCF	62 65	210	A	Cincinnati	50 56									
210	H	Cincinnati	61 67	36	A	South Fla.	49 73									
159	H	East Carolina	59 68	61	A	Temple	48 78									
192	A	Tulsa	28 44	192	H	Tulsa	62 79									
84	H	Tulane	56 59	159	A	East Carolina	70 76									
270	H	UCF	64 55	160	H	SMU	48 50									

Non-Div I Games:

Houston

■ Loss,
 ■ Non-Conf, S Site,
 ■ Home
 ■ Away
 N Neutral

Houston Baptist

Through Games Of Feb. 24, 2016

Average RPI Win:	292	WON-LOST	WINNING	LAST 10	STRENGTH OF	OPP. STRENGTH	TEAM	ADJ.	CONF.	ADJ CONF.
Average RPI Loss:	161	RECORD	PCT. RANK	GAMES	SCHEDULE	OF SCHEDULE	RPI	RPI	RPI	RPI
DIV. I ONLY	9- 13	225	5- 5	237	290	244	244	28	28	
DIV. I NON-CONF.	2- 5	253	0- 0	120	314	216	216	26	26	
TOTALS	RPI 1-25	RPI 26-50	W-L RECORDS	RPI 51-100	RPI 101-150	RPI 150+				
9- 13	0- 1	0- 0	OVERALL	0- 2	0- 3	9- 7				
4- 5	0- 0	0- 0	HOME	0- 1	0- 1	4- 3				
4- 8	0- 1	0- 0	AWAY	0- 1	0- 2	4- 4				
1- 0	0- 0	0- 0	NEUTRAL	0- 0	0- 0	1- 0				
2- 5	0- 1	0- 0	NON-CONFERENCE	0- 0	0- 1	2- 3				
0- 2	0- 0	0- 0	HOME	0- 0	0- 1	0- 1				
1- 3	0- 1	0- 0	AWAY	0- 0	0- 0	1- 2				
1- 0	0- 0	0- 0	NEUTRAL	0- 0	0- 0	1- 0				
7- 8	0- 0	0- 0	CONFERENCE	0- 2	0- 2	7- 4				
4- 3	0- 0	0- 0	HOME	0- 1	0- 0	4- 2				
3- 5	0- 0	0- 0	AWAY	0- 1	0- 2	3- 2				
0- 0	0- 0	0- 0	NEUTRAL	0- 0	0- 0	0- 0				

RPI 1-25				RPI 26-50				RPI 51-100				RPI 101+ Team's RPI: 244			
RPI	S	Opponent	Score	RPI	S	Opponent	Score	RPI	S	Opponent	Score	RPI	S	Opponent	Score
24	A	UTEP	63 98					66	A	Abilene Christian	60 77	110	A	Central Ark.	44 45
								66	H	Abilene Christian	55 76	128	A	Northwestern St.	44 55
												149	H	UT Arlington	40 64
												157	H	McNeese St.	64 71
												178	A	New Mexico	57 65
												211	H	Stephen F. Austin	50 64
												221	H	Texas St.	66 71
												231	A	Sam Houston St.	70 78
												231	H	Sam Houston St.	67 63
												242	A	Texas Southern	77 65
												259	N	Omaha	64 51
												264	A	UTSA	50 79
												287	A	Lamar	70 77
												287	H	Lamar	77 66
												307	H	Southeastern La.	64 56
												312	A	A&M-Corpus Christi	73 59
												319	H	Nicholls St.	80 71
												332	A	Incarnate Word	62 61
												336	A	New Orleans	71 51
LAST 12 Division I GAMES:															
66	H	Abilene Christian	55 76	231	H	Sam Houston St.	67 63								
332	A	Incarnate Word	62 61	66	A	Abilene Christian	60 77								
231	A	Sam Houston St.	70 78	287	A	Lamar	70 77								
287	H	Lamar	77 66	336	A	New Orleans	71 51								
211	H	Stephen F. Austin	50 64	110	A	Central Ark.	44 45								
312	A	A&M-Corpus Christi	73 59	307	H	Southeastern La.	64 56								

Non-Div I Games: Trinity (TX) 60 46 Huston-Tillotson 96 65 Paul Quinn 95 42

Houston Baptist

Loss, Non-Conf, S Site, H Home A Away N Neutral

Average RPI Win: 252	WON-LOST	WINNING	LAST 10	STRENGTH OF	OPP. STRENGTH	TEAM	ADJ.	CONF.	ADJ CONF.
Average RPI Loss: 222	RECORD	PCT. RANK	GAMES	SCHEDULE	OF SCHEDULE	RPI	RPI	RPI	RPI
DIV. I ONLY	5- 22	313	2- 8	310	310	335	335	31	31
DIV. I NON-CONF.	2- 11	306	0- 0	204	202	290	290	30	30
TOTALS	RPI 1-25	RPI 26-50	W-L RECORDS	RPI 51-100	RPI 101-150	RPI 150+			
5- 22	0- 2	0- 0	OVERALL	0- 0	0- 5	5- 15			
2- 10	0- 0	0- 0	HOME	0- 0	0- 1	2- 9			
3- 11	0- 1	0- 0	AWAY	0- 0	0- 3	3- 6			
0- 1	0- 0	0- 0	NEUTRAL	0- 0	0- 1	0- 0			
2- 11	0- 2	0- 0	NON-CONFERENCE	0- 0	0- 5	2- 4			
1- 3	0- 0	0- 0	HOME	0- 0	0- 1	1- 2			
1- 7	0- 2	0- 0	AWAY	0- 0	0- 3	1- 2			
0- 1	0- 0	0- 0	NEUTRAL	0- 0	0- 1	0- 0			
3- 11	0- 0	0- 0	CONFERENCE	0- 0	0- 0	3- 11			
1- 7	0- 0	0- 0	HOME	0- 0	0- 0	1- 7			
2- 4	0- 0	0- 0	AWAY	0- 0	0- 0	2- 4			
0- 0	0- 0	0- 0	NEUTRAL	0- 0	0- 0	0- 0			

RPI 1-25				RPI 26-50				RPI 51-100				RPI 101+ Team's RPI: 335			
RPI	S	Opponent	Score	RPI	S	Opponent	Score	RPI	S	Opponent	Score	RPI	S	Opponent	Score
16	A	Syracuse	48 97									111	N	Mercer	53 70
21	A	Duquesne	62 86									114	A	Northwestern	49 89
												136	A	Arizona	28 65
												143	H	Old Dominion	64 83
												148	A	Xavier	47 70
												152	H	Hampton	83 77
												175	H	Cornell	76 74
												219	A	Ill.-Chicago	48 75
												236	A	N.C. A&T	70 88
												243	A	Morgan St.	66 78
												255	H	Bethune-Cookman	77 81
												256	A	Coppin St.	71 69
												256	H	Coppin St.	67 83
												265	A	Georgia St.	58 65
												268	H	La Salle	68 71
												282	A	UMES	59 62
												282	H	UMES	57 79
												291	H	Florida A&M	53 64
												293	H	Savannah St.	64 69
												299	H	South Carolina St.	63 65
												324	H	LIU Brooklyn	72 89
												327	A	Delaware St.	86 87
												330	A	Mt. St. Mary's	62 49
												347	H	Norfolk St.	108 110
												349	A	N.C. Central	68 61
LAST 12 Division I GAMES:															
299	H	South Carolina St.	63 65	282	A	UMES	59 62								
293	H	Savannah St.	64 69	243	A	Morgan St.	66 78								
282	H	UMES	57 79	255	H	Bethune-Cookman	77 81								
256	A	Coppin St.	71 69	291	H	Florida A&M	53 64								
152	H	Hampton	83 77	327	A	Delaware St.	86 87								
347	H	Norfolk St.	108 110	256	H	Coppin St.	67 83								

Non-Div I Games:

Howard

■ Loss,
 ■ Non-Conf,
 ■ S Site,
 ■ H Home
 ■ A Away
 N Neutral

Average RPI Win:	276	WON-LOST	WINNING	LAST 10	STRENGTH OF	OPP. STRENGTH	TEAM	ADJ.	CONF.	ADJ CONF.
Average RPI Loss:	165	RECORD	PCT. RANK	GAMES	SCHEDULE	OF SCHEDULE	RPI	RPI	RPI	RPI
DIV. I ONLY	4- 21	323	2- 8	174	251	317	317	18	18	
DIV. I NON-CONF.	2- 9	296	0- 0	173	290	300	300	19	19	
TOTALS	RPI 1-25	RPI 26-50	W-L RECORDS	RPI 51-100	RPI 101-150	RPI 150+				
4- 21	0- 0	0- 2	OVERALL	0- 3	1- 5	3- 11				
4- 7	0- 0	0- 1	HOME	0- 1	1- 2	3- 3				
0- 14	0- 0	0- 1	AWAY	0- 2	0- 3	0- 8				
0- 0	0- 0	0- 0	NEUTRAL	0- 0	0- 0	0- 0				
2- 9	0- 0	0- 2	NON-CONFERENCE	0- 0	0- 2	2- 5				
2- 3	0- 0	0- 1	HOME	0- 0	0- 1	2- 1				
0- 6	0- 0	0- 1	AWAY	0- 0	0- 1	0- 4				
0- 0	0- 0	0- 0	NEUTRAL	0- 0	0- 0	0- 0				
2- 12	0- 0	0- 0	CONFERENCE	0- 3	1- 3	1- 6				
2- 4	0- 0	0- 0	HOME	0- 1	1- 1	1- 2				
0- 8	0- 0	0- 0	AWAY	0- 2	0- 2	0- 4				
0- 0	0- 0	0- 0	NEUTRAL	0- 0	0- 0	0- 0				

RPI S	Opponent	Score	RPI S	Opponent	Score	RPI S	Opponent	Score	RPI S	Opponent	Score	Team's RPI: 317
35	A Ohio	52 79	63	A South Dakota St.	64 92	125	A IUPUI	52 63				
38	H Indiana	72 79	63	H South Dakota St.	42 61	125	H IUPUI	50 69				
			65	A South Dakota	60 92	133	H Western Mich.	48 70				
						139	A Northern Ky.	64 77				
						147	A Oral Roberts	59 61				
						147	H Oral Roberts	54 48				
						158	A Detroit	63 64				
						174	A Milwaukee	60 73				
						198	A Fairfield	62 74				
						203	H USC Upstate	81 84				
						204	A Oakland	74 81				
						229	A Western Ill.	87 88				
						229	H Western Ill.	74 78				
						259	A Omaha	64 71				
						259	H Omaha	58 60				
						297	A Denver	50 53				
						297	H Denver	61 49				
						314	A North Dakota St.	85 94				
						318	H Kent St.	86 68				
						340	H Chicago St.	62 51				
LAST 12 Division I GAMES:												
125	A IUPUI	52 63	259	H Omaha	58 60							
147	H Oral Roberts	54 48	314	A North Dakota St.	85 94							
63	A South Dakota St.	64 92	65	A South Dakota	60 92							
259	A Omaha	64 71	147	A Oral Roberts	59 61							
229	A Western Ill.	87 88	63	H South Dakota St.	42 61							
297	H Denver	61 49	297	A Denver	50 53							

Non-Div I Games: Trine 82 62 Grace (IN) 91 39

IPFW

Loss, Non-Conf, S Site, H Home A Away N Neutral

IUPUI				STRENGTH OF SCHEDULE	OPP. STRENGTH OF SCHEDULE	TEAM RPI	ADJ. RPI	CONF. RPI	ADJ CONF. RPI
Average RPI Win:	228	WON-LOST RECORD	WINNING PCT. RANK						
Average RPI Loss:	148		LAST 10 GAMES						
DIV. I ONLY	17- 8	74	7- 3	279	191	125	125	18	18
DIV. I NON-CONF.	7- 4	110	0- 0	180	135	107	107	19	19

TOTALS	RPI 1-25	RPI 26-50	W-L RECORDS	RPI 51-100	RPI 101-150	RPI 150+			
17- 8	0- 1	0- 0	OVERALL	3- 3	2- 1	12- 3			
8- 2	0- 0	0- 0	HOME	2- 1	0- 1	6- 0			
8- 6	0- 1	0- 0	AWAY	1- 2	2- 0	5- 3			
1- 0	0- 0	0- 0	NEUTRAL	0- 0	0- 0	1- 0			
7- 4	0- 1	0- 0	NON-CONFERENCE	3- 1	1- 0	3- 2			
3- 1	0- 0	0- 0	HOME	2- 1	0- 0	1- 0			
3- 3	0- 1	0- 0	AWAY	1- 0	1- 0	1- 2			
1- 0	0- 0	0- 0	NEUTRAL	0- 0	0- 0	1- 0			
10- 4	0- 0	0- 0	CONFERENCE	0- 2	1- 1	9- 1			
5- 1	0- 0	0- 0	HOME	0- 0	0- 1	5- 0			
5- 3	0- 0	0- 0	AWAY	0- 2	1- 0	4- 1			
0- 0	0- 0	0- 0	NEUTRAL	0- 0	0- 0	0- 0			

RPI 1-25				RPI 26-50				RPI 51-100				RPI 101+ Team's RPI: 125			
RPI	S	Opponent	Score	RPI	S	Opponent	Score	RPI	S	Opponent	Score	RPI	S	Opponent	Score
15	A	Louisville	61 70					63	A	South Dakota St.	66 68	145	A	SIUE	85 67
								65	A	South Dakota	59 65	147	A	Oral Roberts	57 54
								77	H	Georgia Tech	50 60	147	H	Oral Roberts	47 52
								82	H	VCU	70 69	207	H	Indiana St.	68 43
								87	A	Marquette	60 55	211	N	Stephen F. Austin	62 55
								92	H	Belmont	62 59	224	A	North Texas	67 68
												229	A	Western Ill.	68 60
												229	H	Western Ill.	96 87
												259	A	Omaha	54 57
												259	H	Omaha	75 59
												297	A	Denver	67 54
												297	H	Denver	81 75
												314	A	North Dakota St.	64 63
												314	H	North Dakota St.	67 44
												317	A	IPFW	69 50
												317	H	IPFW	63 52
												328	A	Evansville	68 62
												337	A	Eastern Ill.	71 77
LAST 12 Division I GAMES:															
317	H	IPFW	63 52	297	H	Denver	81 75	65	A	South Dakota	59 65				
259	A	Omaha	54 57	63	A	South Dakota St.	66 68	314	H	North Dakota St.	67 44				
297	A	Denver	67 54	259	H	Omaha	75 59	229	A	Western Ill.	68 60				
314	A	North Dakota St.	64 63	147	A	Oral Roberts	57 54								

Non-Div I Games: Oakland City 104 30 Ind.-Southeast 99 50

IUPUI

Loss, Non-Conf, S Site, H Home A Away N Neutral

Average RPI Win:	232	WON-LOST	WINNING	LAST 10	STRENGTH OF	OPP. STRENGTH	TEAM	ADJ.	CONF.	ADJ CONF.
Average RPI Loss:	115	RECORD	PCT. RANK	GAMES	SCHEDULE	OF SCHEDULE	RPI	RPI	RPI	RPI
DIV. I ONLY	18- 7	63	8- 2	302	102	137	137	20	20	
DIV. I NON-CONF.	6- 4	125	0- 0	174	94	140	140	22	22	
TOTALS	RPI 1-25	RPI 26-50	W-L RECORDS	RPI 51-100	RPI 101-150	RPI 150+				
18- 7	0- 1	0- 0	OVERALL	0- 2	3- 1	15- 3				
11- 3	0- 0	0- 0	HOME	0- 1	1- 0	10- 2				
5- 3	0- 1	0- 0	AWAY	0- 0	1- 1	4- 1				
2- 1	0- 0	0- 0	NEUTRAL	0- 1	1- 0	1- 0				
6- 4	0- 1	0- 0	NON-CONFERENCE	0- 2	1- 1	5- 0				
4- 1	0- 0	0- 0	HOME	0- 1	0- 0	4- 0				
0- 2	0- 1	0- 0	AWAY	0- 0	0- 1	0- 0				
2- 1	0- 0	0- 0	NEUTRAL	0- 1	1- 0	1- 0				
12- 3	0- 0	0- 0	CONFERENCE	0- 0	2- 0	10- 3				
7- 2	0- 0	0- 0	HOME	0- 0	1- 0	6- 2				
5- 1	0- 0	0- 0	AWAY	0- 0	1- 0	4- 1				
0- 0	0- 0	0- 0	NEUTRAL	0- 0	0- 0	0- 0				

RPI 1-25				RPI 26-50				RPI 51-100				RPI 101+ Team's RPI: 137			
RPI	S	Opponent	Score	RPI	S	Opponent	Score	RPI	S	Opponent	Score	RPI	S	Opponent	Score
6	A	Oregon St.	44 69					52	N	Duke	68 74	104	N	Iowa St.	97 65
								66	H	Abilene Christian	59 71	116	A	North Dakota	65 59
												116	H	North Dakota	92 65
												142	A	Texas Tech	62 78
												163	H	Montana St.	59 62
												170	A	Sacramento St.	98 88
												170	H	Sacramento St.	107 60
												176	A	Northern Colo.	68 70
												176	H	Northern Colo.	66 56
												190	H	Montana	78 61
												200	H	Eastern Wash.	66 74
												221	N	Texas St.	75 55
												247	H	Wyoming	61 57
												258	H	Seattle	64 60
												262	H	UC Santa Barbara	64 42
												276	A	Northern Ariz.	72 51
												276	H	Northern Ariz.	76 59
												298	H	CSUN	106 50
												315	A	Portland St.	94 65
												315	H	Portland St.	84 63
												329	A	Southern Utah	62 51
												329	H	Southern Utah	93 48
LAST 12 Division I GAMES:															
170	H	Sacramento St.	107 60	315	A	Portland St.	94 65	170	A	Sacramento St.	98 88				
315	H	Portland St.	84 63	163	H	Montana St.	59 62	190	H	Montana	78 61				
116	A	North Dakota	65 59	329	A	Southern Utah	62 51	276	A	Northern Ariz.	72 51				
176	A	Northern Colo.	68 70												
276	H	Northern Ariz.	76 59												
329	H	Southern Utah	93 48												

Non-Div I Games: Carroll (MT) 75 47 Northwest Chrst. 71 48

Idaho

Loss, Non-Conf, S Site, H Home A Away N Neutral

Average RPI Win:	255	WON-LOST	WINNING	LAST 10	STRENGTH OF	OPP. STRENGTH	TEAM	ADJ.	CONF.	ADJ CONF.
Average RPI Loss:	142	RECORD	PCT. RANK	GAMES	SCHEDULE	OF SCHEDULE	RPI	RPI	RPI	RPI
DIV. I ONLY	11- 12	192	3- 3	324	98	234	234	20	20	
DIV. I NON-CONF.	5- 4	138	0- 1	97	105	78	78	22	22	
TOTALS	RPI 1-25	RPI 26-50	W-L RECORDS	RPI 51-100	RPI 101-150	RPI 150+				
11- 12	0- 2	0- 0	OVERALL	0- 0	1- 4	10- 6				
5- 4	0- 0	0- 0	HOME	0- 0	0- 1	5- 3				
5- 8	0- 2	0- 0	AWAY	0- 0	1- 3	4- 3				
1- 0	0- 0	0- 0	NEUTRAL	0- 0	0- 0	1- 0				
5- 4	0- 2	0- 0	NON-CONFERENCE	0- 0	1- 2	4- 0				
2- 0	0- 0	0- 0	HOME	0- 0	0- 0	2- 0				
2- 4	0- 2	0- 0	AWAY	0- 0	1- 2	1- 0				
1- 0	0- 0	0- 0	NEUTRAL	0- 0	0- 0	1- 0				
6- 8	0- 0	0- 0	CONFERENCE	0- 0	0- 2	6- 6				
3- 4	0- 0	0- 0	HOME	0- 0	0- 1	3- 3				
3- 4	0- 0	0- 0	AWAY	0- 0	0- 1	3- 3				
0- 0	0- 0	0- 0	NEUTRAL	0- 0	0- 0	0- 0				

RPI 1-25			RPI 26-50			RPI 51-100			RPI 101+ Team's RPI: 234		
RPI	S	Opponent	Score	RPI	S	Opponent	Score	RPI	S	Opponent	Score
24	A	UTEP	54 67					114	A	Northwestern	36 72
25	A	Michigan St.	60 79					116	A	North Dakota	42 45
								116	H	North Dakota	57 60
								142	A	Texas Tech	64 79
								150	A	Boise St.	80 77
								170	A	Sacramento St.	62 83
								170	H	Sacramento St.	59 68
								176	A	Northern Colo.	47 48
								176	H	Northern Colo.	59 61
								199	A	Weber St.	58 57
								199	H	Weber St.	46 61
								206	A	Utah Valley	56 47
								208	H	Utah St.	81 67
								215	N	Southeast Mo. St.	65 64
								258	H	Seattle	83 67
								276	A	Northern Ariz.	62 63
								276	H	Northern Ariz.	71 61
								315	A	Portland St.	64 42
								315	H	Portland St.	71 70
								329	A	Southern Utah	71 67
								329	H	Southern Utah	64 47
LAST 12 Division I GAMES:											
24	A	UTEP	54 67	116	H	North Dakota	57 60				
329	H	Southern Utah	64 47	276	A	Northern Ariz.	62 63				
276	H	Northern Ariz.	71 61	329	A	Southern Utah	71 67				
170	A	Sacramento St.	62 83	199	A	Weber St.	58 57				
315	A	Portland St.	64 42	315	H	Portland St.	71 70				
176	H	Northern Colo.	59 61	170	H	Sacramento St.	59 68				

Non-Div I Games: Colo. Christian 82 56 Montana Tech 82 55

Idaho St.

■ Loss,
 ■ Non-Conf,
 ■ S Site,
 ■ Home
 ■ A Away
 N Neutral

Average RPI Win:	270	WON-LOST	WINNING	LAST 10	STRENGTH OF	OPP. STRENGTH	TEAM	ADJ.	CONF.	ADJ CONF.
Average RPI Loss:	125	RECORD	PCT. RANK	GAMES	SCHEDULE	OF SCHEDULE	RPI	RPI	RPI	RPI
DIV. I ONLY	12- 14	198	3- 7	233	207	219	219	14	14	
DIV. I NON-CONF.	9- 2	37	0- 0	343	300	178	178	16	16	
TOTALS	RPI 1-25	RPI 26-50	W-L RECORDS	RPI 51-100	RPI 101-150	RPI 150+				
12- 14	0- 0	0- 2	OVERALL	1- 1	0- 6	11- 5				
5- 8	0- 0	0- 1	HOME	1- 0	0- 4	4- 3				
7- 6	0- 0	0- 1	AWAY	0- 1	0- 2	7- 2				
0- 0	0- 0	0- 0	NEUTRAL	0- 0	0- 0	0- 0				
9- 2	0- 0	0- 0	NON-CONFERENCE	1- 1	0- 1	8- 0				
4- 1	0- 0	0- 0	HOME	1- 0	0- 1	3- 0				
5- 1	0- 0	0- 0	AWAY	0- 1	0- 0	5- 0				
0- 0	0- 0	0- 0	NEUTRAL	0- 0	0- 0	0- 0				
3- 12	0- 0	0- 2	CONFERENCE	0- 0	0- 5	3- 5				
1- 7	0- 0	0- 1	HOME	0- 0	0- 3	1- 3				
2- 5	0- 0	0- 1	AWAY	0- 0	0- 2	2- 2				
0- 0	0- 0	0- 0	NEUTRAL	0- 0	0- 0	0- 0				

RPI 1-25				RPI 26-50				RPI 51-100				RPI 101+				Team's RPI: 219
RPI	S	Opponent	Score	RPI	S	Opponent	Score	RPI	S	Opponent	Score	RPI	S	Opponent	Score	
				27	A	Green Bay	22 64	57	A	Purdue	51 62	101	A	Wright St.	62 73	
				27	H	Green Bay	40 58	75	H	Central Mich.	66 63	101	H	Wright St.	72 80	
												108	H	Toledo	51 60	
												131	H	Youngstown St.	64 69	
												139	A	Northern Ky.	53 55	
												139	H	Northern Ky.	61 72	
												158	A	Detroit	65 51	
												158	H	Detroit	80 89	
												174	A	Milwaukee	53 54	
												174	H	Milwaukee	56 62	
												204	A	Oakland	73 78	
												204	H	Oakland	76 78	
												229	A	Western Ill.	78 70	
												239	A	Valparaiso	54 50	
												277	H	Cleveland St.	80 62	
												297	A	Denver	56 46	
												305	A	Bradley	66 56	
												321	A	Illinois St.	74 65	
												325	H	Nevada	70 55	
												335	H	Howard	75 48	
												337	H	Eastern Ill.	66 54	
												340	A	Chicago St.	51 47	
LAST 12 Division I GAMES:																
174	H	Milwaukee	56 62	239	A	Valparaiso	54 50									
27	H	Green Bay	40 58	277	H	Cleveland St.	80 62									
204	A	Oakland	73 78	131	H	Youngstown St.	64 69									
158	A	Detroit	65 51	27	A	Green Bay	22 64									
101	H	Wright St.	72 80	174	A	Milwaukee	53 54									
139	H	Northern Ky.	61 72	158	H	Detroit	80 89									

Non-Div I Games:

Ill.-Chicago

■ Loss,
 ■ Non-Conf, S Site,
 ■ Home
 ■ Away
 N Neutral

Average RPI Win:	168	WON-LOST	WINNING	LAST 10	STRENGTH OF	OPP. STRENGTH	TEAM	ADJ.	CONF.	ADJ CONF.
Average RPI Loss:	55	RECORD	PCT. RANK	GAMES	SCHEDULE	OF SCHEDULE	RPI	RPI	RPI	RPI
DIV. I ONLY	9- 19	270	1- 9	10	55	153	153	5	5	
DIV. I NON-CONF.	7- 4	110	0- 0	11	254	68	68	4	4	
TOTALS	RPI 1-25	RPI 26-50	W-L RECORDS	RPI 51-100	RPI 101-150	RPI 150+				
9- 19	0- 4	1- 4	OVERALL	2- 8	1- 3	5- 0				
8- 10	0- 3	1- 2	HOME	2- 3	1- 2	4- 0				
1- 9	0- 1	0- 2	AWAY	0- 5	0- 1	1- 0				
0- 0	0- 0	0- 0	NEUTRAL	0- 0	0- 0	0- 0				
7- 4	0- 0	1- 2	NON-CONFERENCE	2- 1	1- 1	3- 0				
7- 2	0- 0	1- 1	HOME	2- 1	1- 0	3- 0				
0- 2	0- 0	0- 1	AWAY	0- 0	0- 1	0- 0				
0- 0	0- 0	0- 0	NEUTRAL	0- 0	0- 0	0- 0				
2- 15	0- 4	0- 2	CONFERENCE	0- 7	0- 2	2- 0				
1- 8	0- 3	0- 1	HOME	0- 2	0- 2	1- 0				
1- 7	0- 1	0- 1	AWAY	0- 5	0- 0	1- 0				
0- 0	0- 0	0- 0	NEUTRAL	0- 0	0- 0	0- 0				

RPI 1-25				RPI 26-50				RPI 51-100				RPI 101+ Team's RPI: 153			
RPI	S	Opponent	Score	RPI	S	Opponent	Score	RPI	S	Opponent	Score	RPI	S	Opponent	Score
5	A	Ohio St.	74 117	26	A	Miami (FL)	64 73	53	A	Rutgers	54 67	103	A	Memphis	75 81
5	H	Ohio St.	70 80	35	H	Ohio	62 53	53	H	Rutgers	56 63	114	H	Northwestern	59 69
11	H	Maryland	63 79	38	A	Indiana	66 68	57	A	Purdue	65 69	126	H	Penn St.	56 65
25	H	Michigan St.	43 71	38	H	Indiana	68 80	62	A	Michigan	83 96	135	H	Southern Ill.	78 64
				41	H	George Washington	57 70	65	H	South Dakota	76 85	182	A	Wisconsin	76 56
								70	A	Minnesota	77 82	182	H	Wisconsin	71 65
								70	H	Minnesota	75 106	216	H	Lehigh	76 67
								75	H	Central Mich.	74 69	252	H	Tennessee St.	98 43
								88	A	Nebraska	57 73	340	H	Chicago St.	67 36
								91	H	UT Martin	94 74				
LAST 12 Division I GAMES:															
25	H	Michigan St.	43 71	114	H	Northwestern	59 69								
5	A	Ohio St.	74 117	5	H	Ohio St.	70 80								
182	A	Wisconsin	76 56	70	A	Minnesota	77 82								
53	H	Rutgers	56 63	126	H	Penn St.	56 65								
38	H	Indiana	68 80	38	A	Indiana	66 68								
62	A	Michigan	83 96	182	H	Wisconsin	71 65								

Non-Div I Games:

Illinois

■ Loss,
 ■ Non-Conf,
 ■ S Site,
 ■ H Home
 ■ A Away
 N Neutral

Average RPI Win:	290	WON-LOST	WINNING	LAST 10	STRENGTH OF	OPP. STRENGTH	TEAM	ADJ.	CONF.	ADJ CONF.
Average RPI Loss:	175	RECORD	PCT. RANK	GAMES	SCHEDULE	OF SCHEDULE	RPI	RPI	RPI	RPI
DIV. I ONLY	6- 19	298	3- 7	288	228	321	321	21	21	
DIV. I NON-CONF.	2- 9	296	0- 0	308	271	341	341	17	17	
TOTALS	RPI 1-25	RPI 26-50	W-L RECORDS	RPI 51-100	RPI 101-150	RPI 150+				
6- 19	0- 1	0- 0	OVERALL	0- 1	0- 6	6- 11				
5- 7	0- 0	0- 0	HOME	0- 1	0- 3	5- 3				
1- 10	0- 1	0- 0	AWAY	0- 0	0- 3	1- 6				
0- 2	0- 0	0- 0	NEUTRAL	0- 0	0- 0	0- 2				
2- 9	0- 1	0- 0	NON-CONFERENCE	0- 0	0- 1	2- 7				
2- 3	0- 0	0- 0	HOME	0- 0	0- 1	2- 2				
0- 4	0- 1	0- 0	AWAY	0- 0	0- 0	0- 3				
0- 2	0- 0	0- 0	NEUTRAL	0- 0	0- 0	0- 2				
4- 10	0- 0	0- 0	CONFERENCE	0- 1	0- 5	4- 4				
3- 4	0- 0	0- 0	HOME	0- 1	0- 2	3- 1				
1- 6	0- 0	0- 0	AWAY	0- 0	0- 3	1- 3				
0- 0	0- 0	0- 0	NEUTRAL	0- 0	0- 0	0- 0				

RPI	S	Opponent	Score	RPI	S	Opponent	Score	RPI	S	Opponent	Score	RPI	S	Opponent	Score	Team's RPI:	321
20	A	DePaul	41 89					90	H	Missouri St.	51 73	105	A	UNI	51 65		
												105	H	UNI	35 61		
												106	A	Drake	41 76		
												106	H	Drake	58 98		
												135	A	Southern Ill.	71 76		
												145	H	SIUE	57 65		
												165	A	Yale	47 60		
												180	A	Loyola Chicago	61 73		
												180	H	Loyola Chicago	41 57		
												207	A	Indiana St.	56 63		
												207	H	Indiana St.	73 62		
												219	H	Ill.-Chicago	65 74		
												229	H	Western Ill.	64 79		
												249	N	Northern Ill.	59 68		
												259	N	Omaha	56 60		
												260	A	Bowling Green	52 70		
												264	A	UTSA	51 77		
												272	H	Murray St.	81 76		
												288	H	Wichita St.	70 49		
												305	A	Bradley	38 52		
												305	H	Bradley	54 49		
												328	A	Evansville	64 57		
												340	H	Chicago St.	57 53		
LAST 12 Division I GAMES:																	
305	A	Bradley	38 52	328	A	Evansville	64 57										
180	A	Loyola Chicago	61 73	180	H	Loyola Chicago	41 57										
105	H	UNI	35 61	305	H	Bradley	54 49										
106	H	Drake	58 98	106	A	Drake	41 76										
207	H	Indiana St.	73 62	105	A	UNI	51 65										
135	A	Southern Ill.	71 76	207	A	Indiana St.	56 63										

Non-Div I Games:

Illinois St.

Loss, Non-Conf, S Site, H Home A Away N Neutral

Average RPI Win:	261	WON-LOST	WINNING	LAST 10	STRENGTH OF	OPP. STRENGTH	TEAM	ADJ.	CONF.	ADJ CONF.
Average RPI Loss:	206	RECORD	PCT. RANK	GAMES	SCHEDULE	OF SCHEDULE	RPI	RPI	RPI	RPI
DIV. I ONLY	3- 19	334	1- 9	285	284	332	332	28	28	
DIV. I NON-CONF.	0- 7	338	0- 0	219	200	338	338	26	26	
TOTALS	RPI 1-25	RPI 26-50	W-L RECORDS	RPI 51-100	RPI 101-150	RPI 150+				
3- 19	0- 0	0- 1	OVERALL	0- 2	0- 3	3- 13				
0- 11	0- 0	0- 0	HOME	0- 1	0- 2	0- 8				
3- 8	0- 0	0- 1	AWAY	0- 1	0- 1	3- 5				
0- 0	0- 0	0- 0	NEUTRAL	0- 0	0- 0	0- 0				
0- 7	0- 0	0- 1	NON-CONFERENCE	0- 1	0- 1	0- 4				
0- 3	0- 0	0- 0	HOME	0- 0	0- 0	0- 3				
0- 4	0- 0	0- 1	AWAY	0- 1	0- 1	0- 1				
0- 0	0- 0	0- 0	NEUTRAL	0- 0	0- 0	0- 0				
3- 12	0- 0	0- 0	CONFERENCE	0- 1	0- 2	3- 9				
0- 8	0- 0	0- 0	HOME	0- 1	0- 2	0- 5				
3- 4	0- 0	0- 0	AWAY	0- 0	0- 0	3- 4				
0- 0	0- 0	0- 0	NEUTRAL	0- 0	0- 0	0- 0				

RPI 1-25				RPI 26-50				RPI 51-100				RPI 101+				Team's RPI: 332
RPI	S	Opponent	Score	RPI	S	Opponent	Score	RPI	S	Opponent	Score	RPI	S	Opponent	Score	
				39	A	Colorado St.	37 60	57	A	Purdue	27 95	110	H	Central Ark.	57 76	
								66	H	Abilene Christian	71 86	128	H	Northwestern St.	48 53	
												142	A	Texas Tech	55 70	
												157	A	McNeese St.	68 55	
												205	A	UTRGV	47 60	
												205	H	UTRGV	50 68	
												211	A	Stephen F. Austin	62 74	
												211	H	Stephen F. Austin	66 82	
												224	H	North Texas	55 62	
												231	H	Sam Houston St.	60 65	
												244	H	Houston Baptist	61 62	
												283	H	Houston	51 67	
												287	A	Lamar	49 59	
												307	A	Southeastern La.	70 66	
												312	A	A&M-Corpus Christi	55 69	
												312	H	A&M-Corpus Christi	56 57	
												319	A	Nicholls St.	63 61	
												319	H	Nicholls St.	64 66	
												336	A	New Orleans	49 55	
LAST 12 Division I GAMES:																
				211	H	Stephen F. Austin	66 82					319	A	Nicholls St.	63 61	
				312	A	A&M-Corpus Christi	55 69					319	H	Nicholls St.	64 66	
				244	H	Houston Baptist	61 62					312	H	A&M-Corpus Christi	56 57	
				110	H	Central Ark.	57 76					66	H	Abilene Christian	71 86	
				211	A	Stephen F. Austin	62 74					157	A	McNeese St.	68 55	
				287	A	Lamar	49 59					307	A	Southeastern La.	70 66	

Non-Div I Games: LSU-Alexandria 96 59 Howard Payne 78 65 Sul Ross St. 54 35 Trinity (TX) 55 61 Incarnate Word

Average RPI Win:	131	WON-LOST	WINNING	LAST 10	STRENGTH OF	OPP. STRENGTH	TEAM	ADJ.	CONF.	ADJ CONF.
Average RPI Loss:	50	RECORD	PCT. RANK	GAMES	SCHEDULE	OF SCHEDULE	RPI	RPI	RPI	RPI
DIV. I ONLY	19- 10	88	8- 2	49	23	38	38	5	5	
DIV. I NON-CONF.	8- 4	99	0- 0	54	59	61	61	4	4	
TOTALS	RPI 1-25	RPI 26-50	W-L RECORDS	RPI 51-100	RPI 101-150	RPI 150+				
19- 10	1- 3	0- 3	OVERALL	8- 3	2- 0	8- 1				
13- 0	1- 0	0- 0	HOME	7- 0	1- 0	4- 0				
5- 7	0- 3	0- 0	AWAY	1- 3	1- 0	3- 1				
1- 3	0- 0	0- 3	NEUTRAL	0- 0	0- 0	1- 0				
8- 4	0- 1	0- 3	NON-CONFERENCE	2- 0	1- 0	5- 0				
5- 0	0- 0	0- 0	HOME	2- 0	1- 0	2- 0				
2- 1	0- 1	0- 0	AWAY	0- 0	0- 0	2- 0				
1- 3	0- 0	0- 3	NEUTRAL	0- 0	0- 0	1- 0				
11- 6	1- 2	0- 0	CONFERENCE	6- 3	1- 0	3- 1				
8- 0	1- 0	0- 0	HOME	5- 0	0- 0	2- 0				
3- 6	0- 2	0- 0	AWAY	1- 3	1- 0	1- 1				
0- 0	0- 0	0- 0	NEUTRAL	0- 0	0- 0	0- 0				

RPI	S	Opponent	Score	RPI	S	Opponent	Score	Team's RPI: 38	RPI	S	Opponent	Score	RPI	S	Opponent	Score
5	A	Ohio St.	70 97	26	N	Miami (FL)	75 89		51	H	Chattanooga	54 43	109	H	Samford	65 56
11	A	Maryland	63 86	33	N	West Virginia	64 75		53	H	Rutgers	64 48	114	A	Northwestern	91 84
20	A	DePaul	69 84	35	N	Ohio	56 63		57	A	Purdue	53 63	153	A	Illinois	80 68
25	H	Michigan St.	81 65						59	A	Iowa	73 76	153	H	Illinois	68 66
									59	H	Iowa	79 74	165	H	Yale	76 60
									62	H	Michigan	77 69	182	A	Wisconsin	69 73
									70	A	Minnesota	76 78	182	H	Wisconsin	67 57
									70	H	Minnesota	93 79	207	A	Indiana St.	53 50
									77	H	Georgia Tech	69 60	252	H	Tennessee St.	88 56
									88	A	Nebraska	79 68	271	N	Austin Peay	90 58
									88	H	Nebraska	59 47	317	A	IPFW	79 72
LAST 12 Division I GAMES:																
88	A	Nebraska	79 68	59	H	Iowa	79 74		11	A	Maryland	63 86				
59	A	Iowa	73 76	53	H	Rutgers	64 48		114	A	Northwestern	91 84				
70	H	Minnesota	93 79	153	H	Illinois	68 66		70	A	Minnesota	76 78				
182	H	Wisconsin	67 57													
153	A	Illinois	80 68													
88	H	Nebraska	59 47													

Non-Div I Games:

Indiana

■ Loss,
■ Non-Conf,
■ S Site,
■ H Home
■ A Away
N Neutral

Average RPI Win:	253	WON-LOST	WINNING	LAST 10	STRENGTH OF	OPP. STRENGTH	TEAM	ADJ.	CONF.	ADJ CONF.
Average RPI Loss:	136	RECORD	PCT. RANK	GAMES	SCHEDULE	OF SCHEDULE	RPI	RPI	RPI	RPI
DIV. I ONLY	12- 13	186	6- 4	221	227	207	207	21	21	
DIV. I NON-CONF.	4- 7	222	0- 0	188	238	223	223	17	17	
TOTALS	RPI 1-25	RPI 26-50	W-L RECORDS	RPI 51-100	RPI 101-150	RPI 150+				
12- 13	0- 0	0- 1	OVERALL	0- 3	1- 6	11- 3				
7- 5	0- 0	0- 1	HOME	0- 2	1- 1	6- 1				
5- 7	0- 0	0- 0	AWAY	0- 1	0- 5	5- 1				
0- 1	0- 0	0- 0	NEUTRAL	0- 0	0- 0	0- 1				
4- 7	0- 0	0- 1	NON-CONFERENCE	0- 2	0- 2	4- 2				
2- 3	0- 0	0- 1	HOME	0- 1	0- 0	2- 1				
2- 3	0- 0	0- 0	AWAY	0- 1	0- 2	2- 0				
0- 1	0- 0	0- 0	NEUTRAL	0- 0	0- 0	0- 1				
8- 6	0- 0	0- 0	CONFERENCE	0- 1	1- 4	7- 1				
5- 2	0- 0	0- 0	HOME	0- 1	1- 1	4- 0				
3- 4	0- 0	0- 0	AWAY	0- 0	0- 3	3- 1				
0- 0	0- 0	0- 0	NEUTRAL	0- 0	0- 0	0- 0				

RPI S	Opponent	Score	RPI S	Opponent	Score	RPI S	Opponent	Score	RPI S	Opponent	Score	Team's RPI: 207
38	H Indiana	50 53	55	H Saint Louis	52 62	105	A UNI	42 53				
			75	A Central Mich.	65 85	105	H UNI	45 61				
			90	H Missouri St.	51 59	106	A Drake	55 80				
						106	H Drake	68 53				
						125	A IUPUI	43 68				
						135	A Southern Ill.	64 76				
						139	A Northern Ky.	67 73				
						180	A Loyola Chicago	74 71				
						180	H Loyola Chicago	62 48				
						186	H Butler	70 63				
						192	A Tulsa	67 63				
						211	N Stephen F. Austin	62 71				
						259	H Omaha	50 51				
						288	H Wichita St.	59 33				
						303	A UMKC	77 47				
						305	A Bradley	68 59				
						305	H Bradley	59 37				
						321	A Illinois St.	62 73				
						321	H Illinois St.	63 56				
						328	A Evansville	59 44				
						337	H Eastern Ill.	60 42				
LAST 12 Division I GAMES:												
180	A Loyola Chicago	74 71	135	A Southern Ill.	64 76							
305	A Bradley	68 59	305	H Bradley	59 37							
106	H Drake	68 53	180	H Loyola Chicago	62 48							
105	H UNI	45 61	105	A UNI	42 53							
321	A Illinois St.	62 73	106	A Drake	55 80							
328	A Evansville	59 44	321	H Illinois St.	63 56							

Non-Div I Games:

Indiana St.

■ Loss,
 ■ Non-Conf,
 ■ S Site,
 ■ H Home
 ■ A Away
 N Neutral

Average RPI Win:	241	WON-LOST	WINNING	LAST 10	STRENGTH OF	OPP. STRENGTH	TEAM	ADJ.	CONF.	ADJ CONF.
Average RPI Loss:	115	RECORD	PCT. RANK	GAMES	SCHEDULE	OF SCHEDULE	RPI	RPI	RPI	RPI
DIV. I ONLY	20- 10	78	9- 1	239	179	115	115	23	23	
DIV. I NON-CONF.	4- 7	222	0- 0	119	28	174	174	23	23	
TOTALS	RPI 1-25	RPI 26-50	W-L RECORDS	RPI 51-100	RPI 101-150	RPI 150+				
20- 10	0- 0	0- 2	OVERALL	0- 3	1- 2	19- 3				
11- 1	0- 0	0- 0	HOME	0- 1	0- 0	11- 0				
8- 7	0- 0	0- 1	AWAY	0- 2	1- 2	7- 2				
1- 2	0- 0	0- 1	NEUTRAL	0- 0	0- 0	1- 1				
4- 7	0- 0	0- 2	NON-CONFERENCE	0- 2	1- 2	3- 1				
2- 1	0- 0	0- 0	HOME	0- 1	0- 0	2- 0				
1- 4	0- 0	0- 1	AWAY	0- 1	1- 2	0- 0				
1- 2	0- 0	0- 1	NEUTRAL	0- 0	0- 0	1- 1				
16- 3	0- 0	0- 0	CONFERENCE	0- 1	0- 0	16- 2				
9- 0	0- 0	0- 0	HOME	0- 0	0- 0	9- 0				
7- 3	0- 0	0- 0	AWAY	0- 1	0- 0	7- 2				
0- 0	0- 0	0- 0	NEUTRAL	0- 0	0- 0	0- 0				

RPI S	Opponent	Score	RPI S	Opponent	Score	RPI S	Opponent	Score	RPI S	Opponent	Score	Team's RPI: 115
40 N	Southern California	56 76	53 A	Rutgers	33 58	102 A	Saint Joseph's	81 75				
41 A	George Washington	65 70	82 H	VCU	58 74	124 A	North Carolina	52 64				
			98 A	Quinnipiac	61 62	144 A	Stony Brook	53 58				
						162 H	ETSU	56 50				
						165 N	Yale	48 63				
						172 A	Marist	61 62				
						172 H	Marist	69 49				
						198 A	Fairfield	56 46				
						198 H	Fairfield	69 53				
						212 A	Canisius	79 76				
						212 H	Canisius	79 56				
						220 A	Siena	64 51				
						220 H	Siena	63 51				
						224 H	North Texas	62 51				
						232 A	Manhattan	56 63				
						232 H	Manhattan	67 56				
						253 A	Monmouth	64 49				
						253 H	Monmouth	68 56				
						284 A	Rider	67 48				
						284 H	Rider	59 46				
						308 A	Niagara	73 52				
						308 H	Niagara	73 46				
						309 N	Fairleigh Dickinson	77 54				
						334 A	Saint Peter's	65 51				
						334 H	Saint Peter's	64 50				
LAST 12 Division I GAMES:												
198 H	Fairfield	69 53	253 H	Monmouth	68 56							
334 H	Saint Peter's	64 50	212 A	Canisius	79 76							
220 H	Siena	63 51	308 A	Niagara	73 52							
98 A	Quinnipiac	61 62	253 A	Monmouth	64 49							
220 A	Siena	64 51	308 H	Niagara	73 46							
284 A	Rider	67 48	232 A	Manhattan	56 63							

Non-Div I Games:

Iona

■ Loss,
 ■ Non-Conf,
 ■ S Site,
 ■ H Home
 ■ A Away
 N Neutral

Average RPI Win:	132	WON-LOST	WINNING	LAST 10	STRENGTH OF	OPP. STRENGTH	TEAM	ADJ.	CONF.	ADJ CONF.
Average RPI Loss:	58	RECORD	PCT. RANK	GAMES	SCHEDULE	OF SCHEDULE	RPI	RPI	RPI	RPI
DIV. I ONLY	17- 12	125	4- 6	35	50	59	59	5	5	
DIV. I NON-CONF.	10- 2	33	0- 0	79	167	27	27	4	4	
TOTALS	RPI 1-25	RPI 26-50	W-L RECORDS	RPI 51-100	RPI 101-150	RPI 150+				
17- 12	0- 4	1- 2	OVERALL	6- 3	5- 3	5- 0				
10- 4	0- 3	1- 0	HOME	4- 0	2- 1	3- 0				
5- 7	0- 1	0- 1	AWAY	2- 3	2- 2	1- 0				
2- 1	0- 0	0- 1	NEUTRAL	0- 0	1- 0	1- 0				
10- 2	0- 0	0- 1	NON-CONFERENCE	2- 0	4- 1	4- 0				
6- 0	0- 0	0- 0	HOME	1- 0	2- 0	3- 0				
2- 1	0- 0	0- 0	AWAY	1- 0	1- 1	0- 0				
2- 1	0- 0	0- 1	NEUTRAL	0- 0	1- 0	1- 0				
7- 10	0- 4	1- 1	CONFERENCE	4- 3	1- 2	1- 0				
4- 4	0- 3	1- 0	HOME	3- 0	0- 1	0- 0				
3- 6	0- 1	0- 1	AWAY	1- 3	1- 1	1- 0				
0- 0	0- 0	0- 0	NEUTRAL	0- 0	0- 0	0- 0				

RPI S	Opponent	Score	RPI S	Opponent	Score	RPI S	Opponent	Score	RPI S	Opponent	Score
5	H Ohio St.	81 98	38	A Indiana	74 79	53	H Rutgers	69 65	101	N Wright St.	83 77
11	H Maryland	56 76	38	H Indiana	76 73	57	A Purdue	73 90	104	A Iowa St.	66 69
25	A Michigan St.	73 80	41	N George Washington	77 81	57	H Purdue	63 55	105	A UNI	80 65
25	H Michigan St.	69 74				62	A Michigan	75 82	106	H Drake	89 76
						62	H Michigan	85 69	114	A Northwestern	79 64
						70	A Minnesota	76 78	116	H North Dakota	83 61
						88	A Nebraska	74 68	126	A Penn St.	68 81
						91	H UT Martin	62 56	126	H Penn St.	69 82
						94	A Virginia	85 73	182	A Wisconsin	57 54
									218	H Robert Morris	69 50
									229	H Western Ill.	96 81
									283	N Houston	64 50
									305	H Bradley	60 53
LAST 12 Division I GAMES:											
126	A Penn St.	68 81	38	A Indiana	74 79						
38	H Indiana	76 73	114	A Northwestern	79 64						
57	H Purdue	63 55	62	H Michigan	85 69						
70	A Minnesota	76 78	57	A Purdue	73 90						
5	H Ohio St.	81 98	126	H Penn St.	69 82						
25	H Michigan St.	69 74	25	A Michigan St.	73 80						

Non-Div I Games:

Iowa

Average RPI Win:	175	WON-LOST	WINNING	LAST 10	STRENGTH OF	OPP. STRENGTH	TEAM	ADJ.	CONF.	ADJ CONF.
Average RPI Loss:	55	RECORD	PCT. RANK	GAMES	SCHEDULE	OF SCHEDULE	RPI	RPI	RPI	RPI
DIV. I ONLY	13- 14	181	2- 8	46	39	104	104	3	3	
DIV. I NON-CONF.	8- 3	77	0- 0	200	197	112	112	3	3	
TOTALS	RPI 1-25	RPI 26-50	W-L RECORDS	RPI 51-100	RPI 101-150	RPI 150+				
13- 14	1- 5	1- 3	OVERALL	1- 3	2- 3	8- 0				
9- 5	1- 2	0- 2	HOME	1- 1	1- 0	6- 0				
3- 7	0- 3	1- 1	AWAY	0- 1	1- 2	1- 0				
1- 2	0- 0	0- 0	NEUTRAL	0- 1	0- 1	1- 0				
8- 3	0- 0	0- 0	NON-CONFERENCE	1- 1	1- 2	6- 0				
6- 0	0- 0	0- 0	HOME	1- 0	0- 0	5- 0				
1- 1	0- 0	0- 0	AWAY	0- 0	1- 1	0- 0				
1- 2	0- 0	0- 0	NEUTRAL	0- 1	0- 1	1- 0				
5- 11	1- 5	1- 3	CONFERENCE	0- 2	1- 1	2- 0				
3- 5	1- 2	0- 2	HOME	0- 1	1- 0	1- 0				
2- 6	0- 3	1- 1	AWAY	0- 1	0- 1	1- 0				
0- 0	0- 0	0- 0	NEUTRAL	0- 0	0- 0	0- 0				

RPI	S	Opponent	Score	RPI	S	Opponent	Score	RPI	S	Opponent	Score	RPI	S	Opponent	Score	Team's RPI: 104
3	A	Baylor	41 78	33	A	West Virginia	47 57	52	N	Duke	48 86	105	A	UNI	84 75	
3	H	Baylor	61 77	34	H	Oklahoma	71 77	59	H	Iowa	69 66	106	A	Drake	70 74	
7	A	Texas	54 75	47	A	Kansas St.	84 79	86	A	TCU	69 79	137	N	Idaho	65 97	
7	H	Texas	49 65	47	H	Kansas St.	53 68	86	H	TCU	62 72	142	A	Texas Tech	66 69	
22	A	Oklahoma St.	76 79									142	H	Texas Tech	77 48	
22	H	Oklahoma St.	49 42									152	H	Hampton	95 59	
												166	H	Southern U.	86 46	
												214	A	Kansas	63 53	
												214	H	Kansas	65 49	
												221	N	Texas St.	83 61	
												276	H	Northern Ariz.	79 63	
												311	H	Alcorn	91 41	
												342	H	Ark.-Pine Bluff	70 41	
LAST 12 Division I GAMES:																
47	H	Kansas St.	53 68	214	A	Kansas	63 53									
3	A	Baylor	41 78	34	H	Oklahoma	71 77									
142	H	Texas Tech	77 48	86	H	TCU	62 72									
86	A	TCU	69 79	3	H	Baylor	61 77									
33	A	West Virginia	47 57	22	A	Oklahoma St.	76 79									
7	H	Texas	49 65	142	A	Texas Tech	66 69									

Non-Div I Games:

Iowa St.

■ Loss,
■ Non-Conf,
■ S Site,
■ H Home
■ A Away
N Neutral

Average RPI Win:	311	WON-LOST	WINNING	LAST 10	STRENGTH OF	OPP. STRENGTH	TEAM	ADJ.	CONF.	ADJ CONF.
Average RPI Loss:	207	RECORD	PCT. RANK	GAMES	SCHEDULE	OF SCHEDULE	RPI	RPI	RPI	RPI
DIV. I ONLY	9- 13	225	3- 7	340	345	301	301	32	32	
DIV. I NON-CONF.	3- 5	218	0- 0	336	237	299	299	31	31	
TOTALS	RPI 1-25	RPI 26-50	W-L RECORDS	RPI 51-100	RPI 101-150	RPI 150+				
9- 13	0- 1	0- 0	OVERALL	0- 1	0- 1	9- 10				
5- 5	0- 0	0- 0	HOME	0- 0	0- 0	5- 5				
4- 8	0- 1	0- 0	AWAY	0- 1	0- 1	4- 5				
0- 0	0- 0	0- 0	NEUTRAL	0- 0	0- 0	0- 0				
3- 5	0- 1	0- 0	NON-CONFERENCE	0- 1	0- 1	3- 2				
2- 1	0- 0	0- 0	HOME	0- 0	0- 0	2- 1				
1- 4	0- 1	0- 0	AWAY	0- 1	0- 1	1- 1				
0- 0	0- 0	0- 0	NEUTRAL	0- 0	0- 0	0- 0				
6- 8	0- 0	0- 0	CONFERENCE	0- 0	0- 0	6- 8				
3- 4	0- 0	0- 0	HOME	0- 0	0- 0	3- 4				
3- 4	0- 0	0- 0	AWAY	0- 0	0- 0	3- 4				
0- 0	0- 0	0- 0	NEUTRAL	0- 0	0- 0	0- 0				

RPI 1-25				RPI 26-50				RPI 51-100				RPI 101+ Team's RPI: 301			
RPI	S	Opponent	Score	RPI	S	Opponent	Score	RPI	S	Opponent	Score	RPI	S	Opponent	Score
14	A	Kentucky	24 92					84	A	Tulane	49 92	128	A	Northwestern St.	54 59
												166	A	Southern U.	57 84
												166	H	Southern U.	57 66
												179	A	Grambling	61 75
												179	H	Grambling	58 79
												242	A	Texas Southern	47 66
												242	H	Texas Southern	36 62
												278	H	Alabama St.	70 69
												279	A	Prairie View	77 67
												279	H	Prairie View	52 62
												289	H	Jacksonville St.	71 65
												307	A	Southeastern La.	79 72
												311	A	Alcorn	73 66
												311	H	Alcorn	79 65
												331	H	Lipscomb	53 52
												336	A	New Orleans	68 85
												340	H	Chicago St.	59 76
												342	A	Ark.-Pine Bluff	66 71
												346	H	Alabama A&M	59 58
												348	A	Mississippi Val.	72 46
LAST 12 Division I GAMES:															
179	A	Grambling	61 75	348	A	Mississippi Val.	72 46	179	H	Grambling	58 79				
279	A	Prairie View	77 67	279	H	Prairie View	52 62	242	H	Texas Southern	36 62				
242	A	Texas Southern	47 66	166	A	Southern U.	57 84	311	A	Alcorn	73 66				
166	H	Southern U.	57 66												
311	H	Alcorn	79 65												
342	A	Ark.-Pine Bluff	66 71												

Non-Div I Games: Fisk 78 58 Blue Mountain 74 52 Mobile 100 57

Jackson St.

Loss, Non-Conf, S Site, H Home A Away N Neutral

Jacksonville

Through Games Of Feb. 24, 2016

Average RPI Win:	282	WON-LOST	WINNING	LAST 10	STRENGTH OF	OPP. STRENGTH	TEAM	ADJ.	CONF.	ADJ CONF.
Average RPI Loss:	117	RECORD	PCT. RANK	GAMES	SCHEDULE	OF SCHEDULE	RPI	RPI	RPI	RPI
DIV. I ONLY	16- 10	103	7- 3	257	276	140	140	29	29	
DIV. I NON-CONF.	6- 7	176	0- 0	235	221	195	195	28	28	
TOTALS	RPI 1-25	RPI 26-50	W-L RECORDS	RPI 51-100	RPI 101-150	RPI 150+				
16- 10	0- 2	0- 1	OVERALL	0- 2	0- 2	16- 3				
9- 1	0- 0	0- 0	HOME	0- 1	0- 0	9- 0				
6- 8	0- 1	0- 1	AWAY	0- 0	0- 1	6- 0				
1- 1	0- 0	0- 0	NEUTRAL	0- 0	0- 0	1- 1				
6- 7	0- 2	0- 1	NON-CONFERENCE	0- 0	0- 2	6- 2				
4- 0	0- 0	0- 0	HOME	0- 0	0- 0	4- 0				
1- 6	0- 2	0- 1	AWAY	0- 0	0- 2	1- 1				
1- 1	0- 0	0- 0	NEUTRAL	0- 0	0- 0	1- 1				
10- 3	0- 0	0- 0	CONFERENCE	0- 2	0- 0	10- 1				
5- 1	0- 0	0- 0	HOME	0- 1	0- 0	5- 0				
5- 2	0- 0	0- 0	AWAY	0- 1	0- 0	5- 1				
0- 0	0- 0	0- 0	NEUTRAL	0- 0	0- 0	0- 0				

RPI 1-25				RPI 26-50				RPI 51-100				RPI 101+ Team's RPI: 140			
RPI	S	Opponent	Score	RPI	S	Opponent	Score	RPI	S	Opponent	Score	RPI	S	Opponent	Score
16	A	Syracuse	49 65	36	A	South Fla.	52 74	67	A	FGCU	39 58	113	A	Wake Forest	51 57
17	A	Florida St.	60 77					67	H	FGCU	55 59	149	A	UT Arlington	54 56
												189	A	Stetson	61 66
												189	H	Stetson	69 49
												203	A	USC Upstate	49 43
												203	H	USC Upstate	75 69
												228	N	Dartmouth	51 44
												255	A	Bethune-Cookman	63 53
												257	A	UNCW	49 51
												260	N	Bowling Green	69 72
												272	H	Murray St.	79 54
												293	H	Savannah St.	65 52
												295	A	Kennesaw St.	67 42
												295	H	Kennesaw St.	78 63
												299	H	South Carolina St.	79 47
												302	H	FIU	80 44
												326	A	North Florida	73 39
												331	A	Lipscomb	76 55
												331	H	Lipscomb	81 51
												345	A	NJIT	65 36
												345	H	NJIT	68 37
LAST 12 Division I GAMES:															
203	H	USC Upstate	75 69	67	A	FGCU	39 58	189	H	Stetson	69 49				
345	H	NJIT	68 37	345	A	NJIT	65 36	203	A	USC Upstate	49 43				
331	A	Lipscomb	76 55	295	A	Kennesaw St.	67 42	295	H	Kennesaw St.	78 63				
295	A	Kennesaw St.	67 42	67	H	FGCU	55 59	331	H	Lipscomb	81 51				
67	H	FGCU	55 59	189	A	Stetson	61 66								

Non-Div I Games: Edward Waters 90 51 Thomas (GA) 88 50

Jacksonville

Loss, Non-Conf, S Site, H Home A Away N Neutral

Jacksonville St.

Through Games Of Feb. 24, 2016

Average RPI Win:	283	WON-LOST	WINNING	LAST 10	STRENGTH OF	OPP. STRENGTH	TEAM	ADJ.	CONF.	ADJ CONF.
Average RPI Loss:	188	RECORD	PCT. RANK	GAMES	SCHEDULE	OF SCHEDULE	RPI	RPI	RPI	RPI
DIV. I ONLY	9- 17	261	3- 7	297	289	289	289	24	24	
DIV. I NON-CONF.	4- 7	222	0- 0	297	328	278	278	24	24	
TOTALS	RPI 1-25	RPI 26-50	W-L RECORDS	RPI 51-100	RPI 101-150	RPI 150+				
9- 17	0- 0	0- 0	OVERALL	0- 4	0- 4	9- 9				
6- 5	0- 0	0- 0	HOME	0- 2	0- 2	6- 1				
3- 12	0- 0	0- 0	AWAY	0- 2	0- 2	3- 8				
0- 0	0- 0	0- 0	NEUTRAL	0- 0	0- 0	0- 0				
4- 7	0- 0	0- 0	NON-CONFERENCE	0- 1	0- 3	4- 3				
3- 1	0- 0	0- 0	HOME	0- 0	0- 1	3- 0				
1- 6	0- 0	0- 0	AWAY	0- 1	0- 2	1- 3				
0- 0	0- 0	0- 0	NEUTRAL	0- 0	0- 0	0- 0				
5- 10	0- 0	0- 0	CONFERENCE	0- 3	0- 1	5- 6				
3- 4	0- 0	0- 0	HOME	0- 2	0- 1	3- 1				
2- 6	0- 0	0- 0	AWAY	0- 1	0- 0	2- 5				
0- 0	0- 0	0- 0	NEUTRAL	0- 0	0- 0	0- 0				

RPI 1-25			RPI 26-50			RPI 51-100			RPI 101+			Team's RPI: 289			
RPI	S	Opponent	Score	RPI	S	Opponent	Score	RPI	S	Opponent	Score	RPI	S	Opponent	Score
								57	A	Purdue	48 67	103	A	Memphis	55 70
								91	H	UT Martin	53 63	109	H	Samford	39 50
								92	A	Belmont	42 56	111	A	Mercer	39 46
								92	H	Belmont	32 44	145	H	SIUE	57 62
												194	A	Eastern Ky.	56 54
												194	H	Eastern Ky.	50 76
												215	A	Southeast Mo. St.	47 61
												252	A	Tennessee St.	40 50
												252	H	Tennessee St.	69 55
												271	A	Austin Peay	59 61
												272	A	Murray St.	74 71
												273	A	Tennessee Tech	49 51
												273	H	Tennessee Tech	55 46
												280	A	Ga. Southern	56 60
												293	H	Savannah St.	50 35
												295	H	Kennesaw St.	61 52
												301	A	Jackson St.	65 71
												304	A	Wofford	54 66
												311	H	Alcorn	67 65
												313	A	Morehead St.	63 67
												319	A	Nicholls St.	63 49
												337	H	Eastern Ill.	60 52
LAST 12 Division I GAMES:															
				252	A	Tennessee St.	40 50					194	A	Eastern Ky.	56 54
				194	H	Eastern Ky.	50 76					313	A	Morehead St.	63 67
				273	A	Tennessee Tech	49 51					92	H	Belmont	32 44
				92	A	Belmont	42 56					91	H	UT Martin	53 63
				273	H	Tennessee Tech	55 46					215	A	Southeast Mo. St.	47 61
				252	H	Tennessee St.	69 55					272	A	Murray St.	74 71

Non-Div I Games: Tuskegee 74 47

Jacksonville St.

Loss, Non-Conf, S Site, H Home A Away N Neutral

Average RPI Win:	180	WON-LOST	WINNING	LAST 10	STRENGTH OF	OPP. STRENGTH	TEAM	ADJ.	CONF.	ADJ CONF.
Average RPI Loss:	56	RECORD	PCT. RANK	GAMES	SCHEDULE	OF SCHEDULE	RPI	RPI	RPI	RPI
DIV. I ONLY	20- 5	28	10- 0	108	100	42	42	13	13	
DIV. I NON-CONF.	7- 4	110	0- 0	99	46	86	86	11	11	
TOTALS	RPI 1-25	RPI 26-50	W-L RECORDS	RPI 51-100	RPI 101-150	RPI 150+				
20- 5	0- 2	0- 2	OVERALL	5- 0	1- 0	14- 1				
13- 0	0- 0	0- 0	HOME	2- 0	1- 0	10- 0				
7- 3	0- 1	0- 1	AWAY	3- 0	0- 0	4- 1				
0- 2	0- 1	0- 1	NEUTRAL	0- 0	0- 0	0- 0				
7- 4	0- 2	0- 2	NON-CONFERENCE	0- 0	1- 0	6- 0				
5- 0	0- 0	0- 0	HOME	0- 0	1- 0	4- 0				
2- 2	0- 1	0- 1	AWAY	0- 0	0- 0	2- 0				
0- 2	0- 1	0- 1	NEUTRAL	0- 0	0- 0	0- 0				
13- 1	0- 0	0- 0	CONFERENCE	5- 0	0- 0	8- 1				
8- 0	0- 0	0- 0	HOME	2- 0	0- 0	6- 0				
5- 1	0- 0	0- 0	AWAY	3- 0	0- 0	2- 1				
0- 0	0- 0	0- 0	NEUTRAL	0- 0	0- 0	0- 0				

RPI 1-25				RPI 26-50				Team's RPI: 42				RPI 51-100				RPI 101+			
RPI	S	Opponent	Score	RPI	S	Opponent	Score	RPI	S	Opponent	Score	RPI	S	Opponent	Score	RPI	S	Opponent	Score
3	N	Baylor	63 77	33	N	West Virginia	62 69	74	A	Hofstra	71 54	112	H	Liberty	72 56				
9	A	UCLA	61 90	44	A	St. Bonaventure	45 56	74	H	Hofstra	57 42	152	A	Hampton	68 56				
								81	A	Drexel	59 55	161	A	Northeastern	61 52				
								81	H	Drexel	67 56	161	H	Northeastern	85 62				
								96	A	Elon	81 76	169	H	Delaware	75 55				
												173	H	Davidson	87 45				
												184	A	Richmond	73 47				
												191	A	William & Mary	59 65				
												191	H	William & Mary	83 63				
												230	H	Col. of Charleston	83 61				
												243	H	Morgan St.	92 31				
												257	H	UNCW	60 40				
												274	H	American	74 45				
												281	A	Towson	64 57				
												281	H	Towson	61 45				
												322	H	Longwood	88 30				
LAST 12 Division I GAMES:																			
281	H	Towson	61 45	257	H	UNCW	60 40												
191	H	William & Mary	83 63	169	H	Delaware	75 55												
74	H	Hofstra	57 42	281	A	Towson	64 57												
81	A	Drexel	59 55	161	H	Northeastern	85 62												
161	A	Northeastern	61 52	81	H	Drexel	67 56												
74	A	Hofstra	71 54	96	A	Elon	81 76												

Non-Div I Games:

James Madison

■ Loss,
■ Non-Conf, S Site,
■ Home
■ Away
N Neutral

Kansas

Through Games Of Feb. 24, 2016

Average RPI Win:	194	WON-LOST	WINNING	LAST 10	STRENGTH OF	OPP. STRENGTH	TEAM	ADJ.	CONF.	ADJ CONF.
Average RPI Loss:	73	RECORD	PCT. RANK	GAMES	SCHEDULE	OF SCHEDULE	RPI	RPI	RPI	RPI
DIV. I ONLY	5- 22	313	0- 10	17	42	214	214	3	3	
DIV. I NON-CONF.	5- 6	180	0- 0	203	183	238	238	3	3	
TOTALS	RPI 1-25	RPI 26-50	W-L RECORDS	RPI 51-100	RPI 101-150	RPI 150+				
5- 22	0- 6	0- 7	OVERALL	0- 2	2- 5	3- 2				
4- 12	0- 3	0- 4	HOME	0- 2	2- 2	2- 1				
0- 10	0- 3	0- 3	AWAY	0- 0	0- 3	0- 1				
1- 0	0- 0	0- 0	NEUTRAL	0- 0	0- 0	1- 0				
5- 6	0- 0	0- 1	NON-CONFERENCE	0- 1	2- 2	3- 2				
4- 4	0- 0	0- 1	HOME	0- 1	2- 1	2- 1				
0- 2	0- 0	0- 0	AWAY	0- 0	0- 1	0- 1				
1- 0	0- 0	0- 0	NEUTRAL	0- 0	0- 0	1- 0				
0- 16	0- 6	0- 6	CONFERENCE	0- 1	0- 3	0- 0				
0- 8	0- 3	0- 3	HOME	0- 1	0- 1	0- 0				
0- 8	0- 3	0- 3	AWAY	0- 0	0- 2	0- 0				
0- 0	0- 0	0- 0	NEUTRAL	0- 0	0- 0	0- 0				

RPI	S	Opponent	Score	RPI	S	Opponent	Score	RPI	S	Opponent	Score	RPI	S	Opponent	Score	Team's RPI: 214
3	A	Baylor	49 81	33	A	West Virginia	35 72	76	H	Washington St.	53 66	103	H	Memphis	72 63	
3	H	Baylor	40 58	33	H	West Virginia	45 65	86	H	TCU	44 70	104	A	Iowa St.	49 65	
7	A	Texas	46 70	34	A	Oklahoma	44 67					104	H	Iowa St.	53 63	
7	H	Texas	38 75	34	H	Oklahoma	66 72					136	A	Arizona	52 67	
22	A	Oklahoma St.	49 71	46	H	St. John's (NY)	71 86					141	H	Creighton	67 54	
22	H	Oklahoma St.	46 74	47	A	Kansas St.	67 81					142	A	Texas Tech	44 54	
				47	H	Kansas St.	46 59					147	H	Oral Roberts	63 70	
												160	A	SMU	64 73	
												233	H	Navy	61 54	
												242	H	Texas Southern	72 65	
												249	N	Northern Ill.	66 58	
												303	H	UMKC	44 47	
LAST 12 Division I GAMES:																
22	A	Oklahoma St.	49 71	142	A	Texas Tech	44 54									
34	H	Oklahoma	66 72	7	A	Texas	46 70									
86	H	TCU	44 70	22	H	Oklahoma St.	46 74									
47	A	Kansas St.	67 81	47	H	Kansas St.	46 59									
3	A	Baylor	49 81	33	A	West Virginia	35 72									
104	H	Iowa St.	53 63	7	H	Texas	38 75									

Non-Div I Games:

Kansas

Loss, Non-Conf, S Site, H Home A Away N Neutral

Average RPI Win:	155	WON-LOST	WINNING	LAST 10	STRENGTH OF	OPP. STRENGTH	TEAM	ADJ.	CONF.	ADJ CONF.
Average RPI Loss:	35	RECORD	PCT. RANK	GAMES	SCHEDULE	OF SCHEDULE	RPI	RPI	RPI	RPI
DIV. I ONLY	18- 9	78	6- 4	36	52	47	47	3	3	
DIV. I NON-CONF.	10- 1	19	0- 0	73	256	15	15	3	3	
TOTALS	RPI 1-25	RPI 26-50	W-L RECORDS	RPI 51-100	RPI 101-150	RPI 150+				
18- 9	1- 4	1- 3	OVERALL	3- 1	4- 1	9- 0				
13- 3	1- 1	1- 1	HOME	3- 0	2- 1	6- 0				
5- 6	0- 3	0- 2	AWAY	0- 1	2- 0	3- 0				
0- 0	0- 0	0- 0	NEUTRAL	0- 0	0- 0	0- 0				
10- 1	0- 1	0- 0	NON-CONFERENCE	2- 0	1- 0	7- 0				
8- 0	0- 0	0- 0	HOME	2- 0	1- 0	5- 0				
2- 1	0- 1	0- 0	AWAY	0- 0	0- 0	2- 0				
0- 0	0- 0	0- 0	NEUTRAL	0- 0	0- 0	0- 0				
8- 8	1- 3	1- 3	CONFERENCE	1- 1	3- 1	2- 0				
5- 3	1- 1	1- 1	HOME	1- 0	1- 1	1- 0				
3- 5	0- 2	0- 2	AWAY	0- 1	2- 0	1- 0				
0- 0	0- 0	0- 0	NEUTRAL	0- 0	0- 0	0- 0				

RPI 1-25				RPI 26-50				Team's RPI: 47	RPI 51-100				RPI 101+			
RPI	S	Opponent	Score	RPI	S	Opponent	Score		RPI	S	Opponent	Score	RPI	S	Opponent	Score
3	A	Baylor	52 87	33	A	West Virginia	44 64		65	H	South Dakota	84 81	104	A	Iowa St.	68 53
4	A	UConn	57 97	33	H	West Virginia	53 72		66	H	Abilene Christian	76 45	104	H	Iowa St.	79 84
7	A	Texas	51 58	34	A	Oklahoma	58 68		86	A	TCU	73 87	142	A	Texas Tech	65 53
7	H	Texas	51 66	34	H	Oklahoma	87 71		86	H	TCU	58 49	142	H	Texas Tech	65 53
22	H	Oklahoma St.	47 44										149	H	UT Arlington	61 41
													166	H	Southern U.	59 47
													188	H	Fla. Atlantic	102 53
													192	A	Tulsa	75 67
													205	H	UTRGV	61 43
													214	A	Kansas	59 46
													214	H	Kansas	81 67
													229	H	Western Ill.	84 45
													231	H	Sam Houston St.	78 50
													340	A	Chicago St.	63 54
LAST 12 Division I GAMES:																
104	A	Iowa St.	68 53	3	A	Baylor	52 87									
142	H	Texas Tech	65 53	7	H	Texas	51 66									
7	A	Texas	51 58	142	A	Texas Tech	65 53									
214	H	Kansas	81 67	214	A	Kansas	59 46									
34	H	Oklahoma	87 71	86	H	TCU	58 49									
33	A	West Virginia	44 64	22	H	Oklahoma St.	47 44									

Non-Div I Games:

Kansas St.

Average RPI Win:	313	WON-LOST	WINNING	LAST 10	STRENGTH OF	OPP. STRENGTH	TEAM	ADJ.	CONF.	ADJ CONF.
Average RPI Loss:	175	RECORD	PCT. RANK	GAMES	SCHEDULE	OF SCHEDULE	RPI	RPI	RPI	RPI
DIV. I ONLY	9- 18	264	3- 7	266	318	295	295	29	29	
DIV. I NON-CONF.	4- 10	253	0- 0	269	324	308	308	28	28	
TOTALS	RPI 1-25	RPI 26-50	W-L RECORDS	RPI 51-100	RPI 101-150	RPI 150+				
9- 18	0- 2	0- 0	OVERALL	0- 2	0- 4	9- 10				
7- 6	0- 0	0- 0	HOME	0- 1	0- 2	7- 3				
2- 12	0- 2	0- 0	AWAY	0- 1	0- 2	2- 7				
0- 0	0- 0	0- 0	NEUTRAL	0- 0	0- 0	0- 0				
4- 10	0- 2	0- 0	NON-CONFERENCE	0- 0	0- 2	4- 6				
4- 2	0- 0	0- 0	HOME	0- 0	0- 1	4- 1				
0- 8	0- 2	0- 0	AWAY	0- 0	0- 1	0- 5				
0- 0	0- 0	0- 0	NEUTRAL	0- 0	0- 0	0- 0				
5- 8	0- 0	0- 0	CONFERENCE	0- 2	0- 2	5- 4				
3- 4	0- 0	0- 0	HOME	0- 1	0- 1	3- 2				
2- 4	0- 0	0- 0	AWAY	0- 1	0- 1	2- 2				
0- 0	0- 0	0- 0	NEUTRAL	0- 0	0- 0	0- 0				

RPI 1-25				RPI 26-50				RPI 51-100				RPI 101+ Team's RPI: 295			
RPI	S	Opponent	Score	RPI	S	Opponent	Score	RPI	S	Opponent	Score	RPI	S	Opponent	Score
18	A	Georgia	34 89					67	A	FGCU	41 63	111	H	Mercer	61 72
19	A	Florida	57 84					67	H	FGCU	47 78	140	A	Jacksonville	63 78
												140	H	Jacksonville	42 67
												148	A	Xavier	59 62
												189	A	Stetson	62 77
												189	H	Stetson	54 57
												193	A	Gardner-Webb	56 70
												203	A	USC Upstate	57 66
												203	H	USC Upstate	53 61
												225	H	Presbyterian	49 47
												265	H	Georgia St.	62 66
												271	H	Austin Peay	73 65
												289	A	Jacksonville St.	52 61
												291	A	Florida A&M	67 69
												304	A	Wofford	59 70
												310	H	Western Caro.	65 53
												313	A	Morehead St.	77 83
												326	A	North Florida	70 55
												326	H	North Florida	76 54
												331	H	Lipscomb	55 54
												336	H	New Orleans	60 53
												345	A	NJIT	82 77
												345	H	NJIT	64 48
LAST 12 Division I GAMES:															
189	A	Stetson	62 77	203	A	USC Upstate	57 66								
67	A	FGCU	41 63	345	H	NJIT	64 48								
326	H	North Florida	76 54	67	H	FGCU	47 78								
140	H	Jacksonville	42 67	189	H	Stetson	54 57								
203	H	USC Upstate	53 61	140	A	Jacksonville	63 78								
345	A	NJIT	82 77	326	A	North Florida	70 55								

Non-Div I Games: Thomas (GA) 70 41

Kennesaw St.

Loss, Non-Conf, S Site, H Home A Away N Neutral

Average RPI Win:	236	WON-LOST	WINNING	LAST 10	STRENGTH OF	OPP. STRENGTH	TEAM	ADJ.	CONF.	ADJ CONF.
Average RPI Loss:	158	RECORD	PCT. RANK	GAMES	SCHEDULE	OF SCHEDULE	RPI	RPI	RPI	RPI
DIV. I ONLY	4- 20	320	2- 8	197	172	318	318	11	11	
DIV. I NON-CONF.	2- 7	280	0- 0	333	266	344	344	13	13	
TOTALS	RPI 1-25	RPI 26-50	W-L RECORDS	RPI 51-100	RPI 101-150	RPI 150+				
4- 20	0- 0	0- 2	OVERALL	1- 3	0- 8	3- 7				
4- 9	0- 0	0- 1	HOME	1- 1	0- 4	3- 3				
0- 11	0- 0	0- 1	AWAY	0- 2	0- 4	0- 4				
0- 0	0- 0	0- 0	NEUTRAL	0- 0	0- 0	0- 0				
2- 7	0- 0	0- 0	NON-CONFERENCE	0- 1	0- 2	2- 4				
2- 4	0- 0	0- 0	HOME	0- 1	0- 1	2- 2				
0- 3	0- 0	0- 0	AWAY	0- 0	0- 1	0- 2				
0- 0	0- 0	0- 0	NEUTRAL	0- 0	0- 0	0- 0				
2- 13	0- 0	0- 2	CONFERENCE	1- 2	0- 6	1- 3				
2- 5	0- 0	0- 1	HOME	1- 0	0- 3	1- 1				
0- 8	0- 0	0- 1	AWAY	0- 2	0- 3	0- 2				
0- 0	0- 0	0- 0	NEUTRAL	0- 0	0- 0	0- 0				

RPI S	Opponent	Score	RPI S	Opponent	Score	RPI S	Opponent	Score	RPI S	Opponent	Score	Team's RPI: 318
35	A Ohio	52 86	35	H Ohio	54 93	70	H Minnesota	73 85	101	H Wright St.	68 73	
						73	H Ball St.	59 50	108	A Toledo	67 73	
						75	A Central Mich.	61 81	108	H Toledo	64 67	
						85	A Eastern Mich.	51 72	123	A Akron	66 78	
									131	A Youngstown St.	61 91	
									133	A Western Mich.	52 73	
									133	H Western Mich.	53 65	
									138	H Buffalo	66 77	
									202	H Brown	57 62	
									249	H Northern Ill.	95 85	
									260	A Bowling Green	49 71	
									260	H Bowling Green	55 65	
									267	A Miami (OH)	52 55	
									277	H Cleveland St.	49 60	
									305	A Bradley	60 68	
									306	H Colgate	76 71	
									314	H North Dakota St.	75 54	
									317	A IPFW	68 86	
LAST 12 Division I GAMES:												
35	A Ohio	52 86	133	H Western Mich.	53 65							
260	H Bowling Green	55 65	249	H Northern Ill.	95 85							
123	A Akron	66 78	260	A Bowling Green	49 71							
73	H Ball St.	59 50	35	H Ohio	54 93							
108	H Toledo	64 67	85	A Eastern Mich.	51 72							
267	A Miami (OH)	52 55	133	A Western Mich.	52 73							

Non-Div I Games: Malone 73 59

Kent St.

■ Loss,
 ■ Non-Conf,
 ■ S Site,
 ■ H Home
 ■ A Away
 N Neutral

Kentucky

Through Games Of Feb. 24, 2016

Average RPI Win:	119	WON-LOST	WINNING	LAST 10	STRENGTH OF	OPP. STRENGTH	TEAM	ADJ.	CONF.	ADJ CONF.
Average RPI Loss:	55	RECORD	PCT. RANK	GAMES	SCHEDULE	OF SCHEDULE	RPI	RPI	RPI	RPI
DIV. I ONLY	19- 6	44	6- 4	20	19	14	14	2	2	
DIV. I NON-CONF.	11- 0	1	0- 0	89	69	6	6	2	2	
TOTALS	RPI 1-25	RPI 26-50	W-L RECORDS	RPI 51-100	RPI 101-150	RPI 150+				
19- 6	4- 3	1- 0	OVERALL	5- 2	3- 0	6- 1				
13- 2	2- 1	0- 0	HOME	3- 1	2- 0	6- 0				
6- 4	2- 2	1- 0	AWAY	2- 1	1- 0	0- 1				
0- 0	0- 0	0- 0	NEUTRAL	0- 0	0- 0	0- 0				
11- 0	2- 0	0- 0	NON-CONFERENCE	3- 0	1- 0	5- 0				
8- 0	1- 0	0- 0	HOME	2- 0	0- 0	5- 0				
3- 0	1- 0	0- 0	AWAY	1- 0	1- 0	0- 0				
0- 0	0- 0	0- 0	NEUTRAL	0- 0	0- 0	0- 0				
8- 6	2- 3	1- 0	CONFERENCE	2- 2	2- 0	1- 1				
5- 2	1- 1	0- 0	HOME	1- 1	2- 0	1- 0				
3- 4	1- 2	1- 0	AWAY	1- 1	0- 0	0- 1				
0- 0	0- 0	0- 0	NEUTRAL	0- 0	0- 0	0- 0				

RPI	S	Opponent	Score	RPI	S	Opponent	Score	RPI	S	Opponent	Score	RPI	S	Opponent	Score
2	A	South Carolina	68 78	31	A	Mississippi St.	83 60	52	H	Duke	71 61	121	H	LSU	70 58
2	H	South Carolina	62 73					56	A	Auburn	61 66	132	H	Arkansas	77 63
8	A	Arizona St.	68 64					56	H	Auburn	54 47	139	A	Northern Ky.	84 65
15	H	Louisville	72 54					68	A	Middle Tenn.	68 52	156	H	Alabama	73 48
18	A	Georgia	64 53					83	A	Vanderbilt	71 55	168	A	Ole Miss	65 73
19	A	Florida	79 85					83	H	Vanderbilt	69 71	177	H	Colorado	86 61
23	H	Tennessee	64 63					85	H	Eastern Mich.	89 67	223	H	Rice	72 39
												252	H	Tennessee St.	81 39
												301	H	Jackson St.	92 24
												313	H	Morehead St.	112 57
LAST 12 Division I GAMES:															
132	H	Arkansas	77 63	83	H	Vanderbilt	69 71								
31	A	Mississippi St.	83 60	23	H	Tennessee	64 63								
83	A	Vanderbilt	71 55	168	A	Ole Miss	65 73								
121	H	LSU	70 58	56	H	Auburn	54 47								
2	A	South Carolina	68 78	2	H	South Carolina	62 73								
19	A	Florida	79 85	18	A	Georgia	64 53								

Non-Div I Games:

Kentucky

■ Loss,
■ Non-Conf, S Site,
■ Home
■ Away
N Neutral

Average RPI Win:	312	WON-LOST	WINNING	LAST 10	STRENGTH OF	OPP. STRENGTH	TEAM	ADJ.	CONF.	ADJ CONF.
Average RPI Loss:	237	RECORD	PCT. RANK	GAMES	SCHEDULE	OF SCHEDULE	RPI	RPI	RPI	RPI
DIV. I ONLY	8- 19	277	3- 7	336	343	324	324	30	30	
DIV. I NON-CONF.	2- 9	296	0- 0	320	301	336	336	32	32	
TOTALS	RPI 1-25	RPI 26-50	W-L RECORDS	RPI 51-100	RPI 101-150	RPI 150+				
8- 19	0- 1	0- 0	OVERALL	0- 0	0- 2	8- 16				
2- 10	0- 1	0- 0	HOME	0- 0	0- 0	2- 9				
6- 7	0- 0	0- 0	AWAY	0- 0	0- 2	6- 5				
0- 2	0- 0	0- 0	NEUTRAL	0- 0	0- 0	0- 2				
2- 9	0- 1	0- 0	NON-CONFERENCE	0- 0	0- 2	2- 6				
0- 5	0- 1	0- 0	HOME	0- 0	0- 0	0- 4				
2- 2	0- 0	0- 0	AWAY	0- 0	0- 2	2- 0				
0- 2	0- 0	0- 0	NEUTRAL	0- 0	0- 0	0- 2				
6- 10	0- 0	0- 0	CONFERENCE	0- 0	0- 0	6- 10				
2- 5	0- 0	0- 0	HOME	0- 0	0- 0	2- 5				
4- 5	0- 0	0- 0	AWAY	0- 0	0- 0	4- 5				
0- 0	0- 0	0- 0	NEUTRAL	0- 0	0- 0	0- 0				

RPI 1-25			RPI 26-50			RPI 51-100			RPI 101+			Team's RPI: 324
RPI	S	Opponent	Score	RPI	S	Opponent	Score	RPI	S	Opponent	Score	
17	H	Florida St.	42 78					138	A	Buffalo	38 55	
								144	A	Stony Brook	54 71	
								213	A	Sacred Heart	47 71	
								213	H	Sacred Heart	53 62	
								218	A	Robert Morris	53 69	
								218	H	Robert Morris	49 52	
								231	H	Sam Houston St.	56 63	
								233	A	Navy	68 66	
								237	H	Columbia	74 84	
								246	A	Bryant	55 63	
								255	N	Bethune-Cookman	55 68	
								261	A	Saint Francis (PA)	64 72	
								261	H	Saint Francis (PA)	75 84	
								267	N	Miami (OH)	49 68	
								285	A	Central Conn. St.	59 45	
								285	H	Central Conn. St.	57 65	
								306	H	Colgate	53 63	
								309	A	Fairleigh Dickinson	58 75	
								309	H	Fairleigh Dickinson	65 62	
								330	A	Mt. St. Mary's	61 51	
								330	H	Mt. St. Mary's	53 50	
								333	A	St. Francis Brooklyn	65 62	
								333	H	St. Francis Brooklyn	51 71	
								335	A	Howard	89 72	
								341	A	Wagner	73 63	
								345	H	NJIT	44 53	
LAST 12 Division I GAMES:												
218	A	Robert Morris	53 69	213	H	Sacred Heart	53 62					
261	A	Saint Francis (PA)	64 72	309	H	Fairleigh Dickinson	65 62					
285	H	Central Conn. St.	57 65	309	A	Fairleigh Dickinson	58 75					
333	A	St. Francis Brooklyn	65 62	333	H	St. Francis Brooklyn	51 71					
213	A	Sacred Heart	47 71	341	A	Wagner	73 63					
330	H	Mt. St. Mary's	53 50	246	A	Bryant	55 63					

Non-Div I Games:

LIU Brooklyn

■ Loss,
 ■ Non-Conf,
 ■ S Site,
 ■ H Home
 ■ A Away
 N Neutral

Average RPI Win:	159	WON-LOST	WINNING	LAST 10	STRENGTH OF	OPP. STRENGTH	TEAM	ADJ.	CONF.	ADJ CONF.
Average RPI Loss:	58	RECORD	PCT. RANK	GAMES	SCHEDULE	OF SCHEDULE	RPI	RPI	RPI	RPI
DIV. I ONLY	9- 18	264	2- 8	5	48	121	121	2	2	
DIV. I NON-CONF.	6- 7	176	0- 0	26	164	116	116	2	2	

TOTALS	RPI 1-25	RPI 26-50	W-L RECORDS	RPI 51-100	RPI 101-150	RPI 150+				
9- 18	2- 6	0- 2	OVERALL	0- 6	2- 3	5- 1				
6- 6	1- 2	0- 1	HOME	0- 1	1- 2	4- 0				
2- 10	1- 4	0- 1	AWAY	0- 3	1- 1	0- 1				
1- 2	0- 0	0- 0	NEUTRAL	0- 2	0- 0	1- 0				
6- 7	0- 1	0- 0	NON-CONFERENCE	0- 4	2- 2	4- 0				
4- 1	0- 0	0- 0	HOME	0- 0	1- 1	3- 0				
1- 4	0- 1	0- 0	AWAY	0- 2	1- 1	0- 0				
1- 2	0- 0	0- 0	NEUTRAL	0- 2	0- 0	1- 0				
3- 11	2- 5	0- 2	CONFERENCE	0- 2	0- 1	1- 1				
2- 5	1- 2	0- 1	HOME	0- 1	0- 1	1- 0				
1- 6	1- 3	0- 1	AWAY	0- 1	0- 0	0- 1				
0- 0	0- 0	0- 0	NEUTRAL	0- 0	0- 0	0- 0				

RPI 1-25				RPI 26-50				RPI 51-100				RPI 101+ Team's RPI: 121			
RPI	S	Opponent	Score	RPI	S	Opponent	Score	RPI	S	Opponent	Score	RPI	S	Opponent	Score
4	A	UConn	40 86	28	A	Missouri	46 52	53	A	Rutgers	57 69	109	H	Samford	44 47
13	A	Texas A&M	54 68	31	H	Mississippi St.	52 71	56	H	Auburn	53 63	113	A	Wake Forest	57 60
13	H	Texas A&M	35 53					57	N	Purdue	52 69	127	A	Little Rock	57 51
14	A	Kentucky	58 70					69	N	Maine	41 52	130	H	Long Beach St.	59 53
18	A	Georgia	53 46					83	A	Vanderbilt	42 58	132	H	Arkansas	44 48
18	H	Georgia	47 58					84	A	Tulane	63 67	156	A	Alabama	45 62
19	A	Florida	45 53									168	H	Ole Miss	76 57
23	H	Tennessee	57 56									172	N	Marist	72 49
												242	H	Texas Southern	86 36
												262	H	UC Santa Barbara	68 50
												289	H	La.-Monroe	61 54
LAST 12 Division I GAMES:															
23	H	Tennessee	57 56	28	A	Missouri	46 52	18	A	Georgia	53 46				
13	A	Texas A&M	54 68					132	H	Arkansas	44 48				
18	H	Georgia	47 58					19	A	Florida	45 53				
14	A	Kentucky	58 70					83	A	Vanderbilt	42 58				
31	H	Mississippi St.	52 71					13	H	Texas A&M	35 53				
56	H	Auburn	53 63												

Non-Div I Games:

LSU

■ Loss,
■ Non-Conf,
■ S Site,
■ H Home
■ A Away
N Neutral

Average RPI Win:	249	WON-LOST	WINNING	LAST 10	STRENGTH OF	OPP. STRENGTH	TEAM	ADJ.	CONF.	ADJ CONF.
Average RPI Loss:	123	RECORD	PCT. RANK	GAMES	SCHEDULE	OF SCHEDULE	RPI	RPI	RPI	RPI
DIV. I ONLY	5- 23	318	2- 8	106	124	268	268	7	7	
DIV. I NON-CONF.	3- 10	277	0- 1	141	264	245	245	8	8	
TOTALS	RPI 1-25	RPI 26-50	W-L RECORDS	RPI 51-100	RPI 101-150	RPI 150+				
5- 23	0- 1	0- 5	OVERALL	0- 4	1- 2	4- 11				
2- 11	0- 0	0- 3	HOME	0- 3	1- 0	1- 5				
2- 11	0- 1	0- 2	AWAY	0- 1	0- 2	2- 5				
1- 1	0- 0	0- 0	NEUTRAL	0- 0	0- 0	1- 1				
3- 10	0- 0	0- 3	NON-CONFERENCE	0- 1	0- 1	3- 5				
0- 5	0- 0	0- 2	HOME	0- 1	0- 0	0- 2				
2- 4	0- 0	0- 1	AWAY	0- 0	0- 1	2- 2				
1- 1	0- 0	0- 0	NEUTRAL	0- 0	0- 0	1- 1				
2- 13	0- 1	0- 2	CONFERENCE	0- 3	1- 1	1- 6				
2- 6	0- 0	0- 1	HOME	0- 2	1- 0	1- 3				
0- 7	0- 1	0- 1	AWAY	0- 1	0- 1	0- 3				
0- 0	0- 0	0- 0	NEUTRAL	0- 0	0- 0	0- 0				

RPI	S	Opponent	Score	RPI	S	Opponent	Score	RPI	S	Opponent	Score	RPI	S	Opponent	Score	Team's RPI: 268
21	A	Duquesne	49 74	26	A	Miami (FL)	58 86	55	A	Saint Louis	70 79	102	A	Saint Joseph's	55 64	
				29	H	Penn	68 78	61	H	Temple	48 77	102	H	Saint Joseph's	75 70	
				41	A	George Washington	59 83	71	H	Dayton	51 67	113	A	Wake Forest	53 61	
				44	H	St. Bonaventure	63 70	82	H	VCU	76 84	164	A	Fordham	44 54	
				50	H	Villanova	56 67					167	A	UMBC	29 60	
												173	H	Davidson	58 66	
												174	N	Milwaukee	53 69	
												183	A	George Mason	70 79	
												184	H	Richmond	43 60	
												198	A	Fairfield	59 62	
												209	H	Massachusetts	66 57	
												218	H	Robert Morris	45 76	
												222	A	Rhode Island	52 62	
												222	H	Rhode Island	61 72	
												224	H	North Texas	63 69	
												253	A	Monmouth	65 50	
												335	A	Howard	71 68	
												347	N	Norfolk St.	67 59	
LAST 12 Division I GAMES:																
21	A	Duquesne	49 74	222	A	Rhode Island	52 62									
44	H	St. Bonaventure	63 70	102	A	Saint Joseph's	55 64									
102	H	Saint Joseph's	75 70	71	H	Dayton	51 67									
164	A	Fordham	44 54	55	A	Saint Louis	70 79									
209	H	Massachusetts	66 57	29	H	Penn	68 78									
82	H	VCU	76 84	222	H	Rhode Island	61 72									

Non-Div I Games:

La Salle

■ Loss,
 ■ Non-Conf,
 ■ S Site,
 ■ H Home
 ■ A Away
 N Neutral

La.-Lafayette

Through Games Of Feb. 24, 2016

Average RPI Win:	219	WON-LOST	WINNING	LAST 10	STRENGTH OF	OPP. STRENGTH	TEAM	ADJ.	CONF.	ADJ CONF.
Average RPI Loss:	166	RECORD	PCT. RANK	GAMES	SCHEDULE	OF SCHEDULE	RPI	RPI	RPI	RPI
DIV. I ONLY	16- 7	70	6- 4	272	187	129	129	16	16	
DIV. I NON-CONF.	5- 2	86	0- 0	326	194	148	148	14	14	
TOTALS	RPI 1-25	RPI 26-50	W-L RECORDS	RPI 51-100	RPI 101-150	RPI 150+				
16- 7	0- 0	0- 2	OVERALL	0- 0	4- 1	12- 4				
7- 3	0- 0	0- 1	HOME	0- 0	1- 1	6- 1				
7- 4	0- 0	0- 1	AWAY	0- 0	2- 0	5- 3				
2- 0	0- 0	0- 0	NEUTRAL	0- 0	1- 0	1- 0				
5- 2	0- 0	0- 0	NON-CONFERENCE	0- 0	1- 0	4- 2				
2- 0	0- 0	0- 0	HOME	0- 0	0- 0	2- 0				
1- 2	0- 0	0- 0	AWAY	0- 0	0- 0	1- 2				
2- 0	0- 0	0- 0	NEUTRAL	0- 0	1- 0	1- 0				
11- 5	0- 0	0- 2	CONFERENCE	0- 0	3- 1	8- 2				
5- 3	0- 0	0- 1	HOME	0- 0	1- 1	4- 1				
6- 2	0- 0	0- 1	AWAY	0- 0	2- 0	4- 1				
0- 0	0- 0	0- 0	NEUTRAL	0- 0	0- 0	0- 0				

RPI 1-25			RPI 26-50			RPI 51-100			RPI 101+ Team's RPI: 129		
RPI	S	Opponent	Score	RPI	S	Opponent	Score	RPI	S	Opponent	Score
				43	A	Arkansas St.	56 83	127	A	Little Rock	65 58
				43	H	Arkansas St.	62 74	127	H	Little Rock	49 58
								132	N	Arkansas	67 59
								149	A	UT Arlington	59 42
								149	H	UT Arlington	63 52
								168	A	Ole Miss	82 78
								171	A	Louisiana Tech	62 79
								181	H	Troy	56 53
								185	H	South Ala.	69 50
								213	N	Sacred Heart	60 58
								221	A	Texas St.	59 47
								221	H	Texas St.	42 46
								262	H	UC Santa Barbara	61 42
								265	A	Georgia St.	77 57
								275	A	Appalachian St.	59 76
								275	H	Appalachian St.	60 51
								280	A	Ga. Southern	56 39
								283	A	Houston	51 52
								289	A	La.-Monroe	71 52
								289	H	La.-Monroe	52 40
								311	H	Alcorn	73 61
LAST 12 Division I GAMES:											
221	A	Texas St.	59 47	149	H	UT Arlington	63 52				
149	A	UT Arlington	59 42	221	H	Texas St.	42 46				
127	H	Little Rock	49 58	181	H	Troy	56 53				
43	H	Arkansas St.	62 74	185	H	South Ala.	69 50				
275	A	Appalachian St.	59 76	265	A	Georgia St.	77 57				
289	H	La.-Monroe	52 40	280	A	Ga. Southern	56 39				

Non-Div I Games: Southern-N.O. 81 28 Dillard 84 36

La.-Lafayette

Loss, Non-Conf, S Site, H Home A Away N Neutral

Average RPI Win:	262	WON-LOST	WINNING	LAST 10	STRENGTH OF	OPP. STRENGTH	TEAM	ADJ.	CONF.	ADJ CONF.
Average RPI Loss:	155	RECORD	PCT. RANK	GAMES	SCHEDULE	OF SCHEDULE	RPI	RPI	RPI	RPI
DIV. I ONLY	5- 16	301	2- 8	215	188	289	289	16	16	
DIV. I NON-CONF.	2- 3	201	0- 0	322	138	241	241	14	14	
TOTALS	RPI 1-25	RPI 26-50	W-L RECORDS	RPI 51-100	RPI 101-150	RPI 150+				
5- 16	0- 0	0- 2	OVERALL	0- 1	0- 7	5- 6				
3- 6	0- 0	0- 1	HOME	0- 0	0- 3	3- 2				
2- 10	0- 0	0- 1	AWAY	0- 1	0- 4	2- 4				
0- 0	0- 0	0- 0	NEUTRAL	0- 0	0- 0	0- 0				
2- 3	0- 0	0- 0	NON-CONFERENCE	0- 1	0- 1	2- 1				
1- 0	0- 0	0- 0	HOME	0- 0	0- 0	1- 0				
1- 3	0- 0	0- 0	AWAY	0- 1	0- 1	1- 1				
0- 0	0- 0	0- 0	NEUTRAL	0- 0	0- 0	0- 0				
3- 13	0- 0	0- 2	CONFERENCE	0- 0	0- 6	3- 5				
2- 6	0- 0	0- 1	HOME	0- 0	0- 3	2- 2				
1- 7	0- 0	0- 1	AWAY	0- 0	0- 3	1- 3				
0- 0	0- 0	0- 0	NEUTRAL	0- 0	0- 0	0- 0				

RPI 1-25				RPI 26-50				RPI 51-100				RPI 101+ Team's RPI: 289			
RPI	S	Opponent	Score	RPI	S	Opponent	Score	RPI	S	Opponent	Score	RPI	S	Opponent	Score
				43	A	Arkansas St.	43 66	86	A	TCU	42 80	121	A	LSU	54 61
				43	H	Arkansas St.	64 78					127	A	Little Rock	44 56
												127	H	Little Rock	37 53
												129	A	La.-Lafayette	40 52
												129	H	La.-Lafayette	52 71
												149	A	UT Arlington	32 40
												149	H	UT Arlington	50 60
												157	A	McNeese St.	62 72
												181	H	Troy	77 73
												185	H	South Ala.	57 63
												221	A	Texas St.	57 63
												221	H	Texas St.	63 59
												265	A	Georgia St.	52 65
												275	A	Appalachian St.	52 64
												275	H	Appalachian St.	54 57
												280	A	Ga. Southern	50 49
												307	A	Southeastern La.	88 84
												319	H	Nicholls St.	69 57
LAST 12 Division I GAMES:															
				149	A	UT Arlington	32 40					221	H	Texas St.	63 59
				221	A	Texas St.	57 63					149	H	UT Arlington	50 60
				43	H	Arkansas St.	64 78					185	H	South Ala.	57 63
				127	H	Little Rock	37 53					181	H	Troy	77 73
				275	A	Appalachian St.	52 64					280	A	Ga. Southern	50 49
				129	A	La.-Lafayette	40 52					265	A	Georgia St.	52 65

Non-Div I Games: LSU-Alexandria 73 42 Louisiana Col. 85 42 LSU-Shreveport 57 40 Dillard 70 46 La.-Monroe

Average RPI Win:	317	WON-LOST	WINNING	LAST 10	STRENGTH OF	OPP. STRENGTH	TEAM	ADJ.	CONF.	ADJ CONF.
Average RPI Loss:	190	RECORD	PCT. RANK	GAMES	SCHEDULE	OF SCHEDULE	RPI	RPI	RPI	RPI
DIV. I ONLY	6- 20	302	3- 7	270	305	316	316	26	26	
DIV. I NON-CONF.	2- 8	290	0- 0	267	299	324	324	27	27	
TOTALS	RPI 1-25	RPI 26-50	W-L RECORDS	RPI 51-100	RPI 101-150	RPI 150+				
6- 20	0- 1	0- 1	OVERALL	0- 3	0- 0	6- 15				
4- 7	0- 1	0- 0	HOME	0- 1	0- 0	4- 5				
2- 11	0- 0	0- 1	AWAY	0- 2	0- 0	2- 8				
0- 2	0- 0	0- 0	NEUTRAL	0- 0	0- 0	0- 2				
2- 8	0- 1	0- 1	NON-CONFERENCE	0- 0	0- 0	2- 6				
2- 1	0- 1	0- 0	HOME	0- 0	0- 0	2- 0				
0- 5	0- 0	0- 1	AWAY	0- 0	0- 0	0- 4				
0- 2	0- 0	0- 0	NEUTRAL	0- 0	0- 0	0- 2				
4- 12	0- 0	0- 0	CONFERENCE	0- 3	0- 0	4- 9				
2- 6	0- 0	0- 0	HOME	0- 1	0- 0	2- 5				
2- 6	0- 0	0- 0	AWAY	0- 2	0- 0	2- 4				
0- 0	0- 0	0- 0	NEUTRAL	0- 0	0- 0	0- 0				

RPI 1-25				RPI 26-50				RPI 51-100				RPI 101+ Team's RPI: 316			
RPI	S	Opponent	Score	RPI	S	Opponent	Score	RPI	S	Opponent	Score	RPI	S	Opponent	Score
21	H	Duquesne	65 73	29	A	Penn	37 54	72	A	Army West Point	57 84	164	A	Fordham	49 61
								72	H	Army West Point	45 78	169	A	Delaware	47 67
								89	A	Bucknell	55 69	184	N	Richmond	46 54
												216	A	Lehigh	74 82
												216	H	Lehigh	65 80
												217	A	Hartford	50 55
												233	A	Navy	48 64
												233	H	Navy	58 65
												245	A	Loyola Maryland	65 66
												245	H	Loyola Maryland	51 55
												250	A	Holy Cross	49 66
												250	H	Holy Cross	54 57
												256	N	Coppin St.	57 64
												274	A	American	60 51
												274	H	American	63 59
												306	H	Colgate	59 72
												333	H	St. Francis Brooklyn	77 59
												334	H	Saint Peter's	72 69
												341	A	Wagner	48 69
												344	A	Boston U.	71 64
												344	H	Boston U.	71 56
LAST 12 Division I GAMES:															
				89	A	Bucknell	55 69					72	A	Army West Point	57 84
				216	H	Lehigh	65 80					245	H	Loyola Maryland	51 55
				274	H	American	63 59					216	A	Lehigh	74 82
				233	A	Navy	48 64					274	A	American	60 51
				250	H	Holy Cross	54 57					233	H	Navy	58 65
				344	A	Boston U.	71 64					250	A	Holy Cross	49 66

Non-Div I Games:

Lafayette

Average RPI Win: 250	WON-LOST	WINNING	LAST 10	STRENGTH OF	OPP. STRENGTH	TEAM	ADJ.	CONF.	ADJ CONF.
Average RPI Loss: 177	RECORD	PCT. RANK	GAMES	SCHEDULE	OF SCHEDULE	RPI	RPI	RPI	RPI
DIV. I ONLY	6- 17	288	4- 6	184	261	287	287	28	28
DIV. I NON-CONF.	0- 7	338	0- 0	182	96	328	328	26	26
TOTALS	RPI 1-25	RPI 26-50	W-L RECORDS	RPI 51-100	RPI 101-150	RPI 150+			
6- 17	0- 1	0- 1	OVERALL	1- 2	0- 2	5- 11			
5- 5	0- 0	0- 0	HOME	1- 0	0- 1	4- 4			
1- 12	0- 1	0- 1	AWAY	0- 2	0- 1	1- 7			
0- 0	0- 0	0- 0	NEUTRAL	0- 0	0- 0	0- 0			
0- 7	0- 1	0- 1	NON-CONFERENCE	0- 1	0- 0	0- 4			
0- 1	0- 0	0- 0	HOME	0- 0	0- 0	0- 1			
0- 6	0- 1	0- 1	AWAY	0- 1	0- 0	0- 3			
0- 0	0- 0	0- 0	NEUTRAL	0- 0	0- 0	0- 0			
6- 10	0- 0	0- 0	CONFERENCE	1- 1	0- 2	5- 7			
5- 4	0- 0	0- 0	HOME	1- 0	0- 1	4- 3			
1- 6	0- 0	0- 0	AWAY	0- 1	0- 1	1- 4			
0- 0	0- 0	0- 0	NEUTRAL	0- 0	0- 0	0- 0			

RPI 1-25				RPI 26-50				RPI 51-100				RPI 101+ Team's RPI: 287			
RPI	S	Opponent	Score	RPI	S	Opponent	Score	RPI	S	Opponent	Score	RPI	S	Opponent	Score
22	A	Oklahoma St.	45 90	28	A	Missouri	57 91	66	A	Abilene Christian	62 90	110	A	Central Ark.	49 74
								66	H	Abilene Christian	63 54	128	H	Northwestern St.	51 73
								80	A	Utah	67 71	157	A	McNeese St.	84 92
												157	H	McNeese St.	69 76
												180	A	Loyola Chicago	71 82
												211	A	Stephen F. Austin	64 60
												211	H	Stephen F. Austin	77 79
												212	H	Canisius	55 57
												231	H	Sam Houston St.	76 78
												244	A	Houston Baptist	66 77
												244	H	Houston Baptist	77 70
												276	A	Northern Ariz.	63 75
												279	A	Prairie View	72 80
												307	A	Southeastern La.	66 73
												312	H	A&M-Corpus Christi	75 70
												319	A	Nicholls St.	59 69
												332	H	Incarinate Word	59 49
												336	H	New Orleans	79 52
LAST 12 Division I GAMES:															
157	H	McNeese St.	69 76	66	A	Abilene Christian	62 90	231	H	Sam Houston St.	76 78	244	H	Houston Baptist	77 70
157	A	McNeese St.	84 92	211	A	Stephen F. Austin	64 60	128	H	Northwestern St.	51 73	307	A	Southeastern La.	66 73
211	H	Stephen F. Austin	77 79	66	H	Abilene Christian	63 54								
244	A	Houston Baptist	66 77												
332	H	Incarinate Word	59 49												
66	H	Abilene Christian	63 54												

Non-Div I Games: Howard Payne 88 50 Tex. A&M-Kingsville 82 66 Schreiner 60 41 Louisiana Col. 99 34
Lamar

Average RPI Win: 280	WON-LOST	WINNING	LAST 10	STRENGTH OF	OPP. STRENGTH	TEAM	ADJ.	CONF.	ADJ CONF.
Average RPI Loss: 160	RECORD	PCT. RANK	GAMES	SCHEDULE	OF SCHEDULE	RPI	RPI	RPI	RPI
DIV. I ONLY	16- 10	103	7- 3	333	254	216	216	26	26
DIV. I NON-CONF.	6- 4	125	0- 0	335	181	229	229	27	27
TOTALS	RPI 1-25	RPI 26-50	W-L RECORDS	RPI 51-100	RPI 101-150	RPI 150+			
16- 10	0- 0	0- 1	OVERALL	0- 3	0- 1	16- 5			
8- 5	0- 0	0- 1	HOME	0- 1	0- 1	8- 2			
8- 5	0- 0	0- 0	AWAY	0- 2	0- 0	8- 3			
0- 0	0- 0	0- 0	NEUTRAL	0- 0	0- 0	0- 0			
6- 4	0- 0	0- 1	NON-CONFERENCE	0- 0	0- 1	6- 2			
3- 2	0- 0	0- 1	HOME	0- 0	0- 1	3- 0			
3- 2	0- 0	0- 0	AWAY	0- 0	0- 0	3- 2			
0- 0	0- 0	0- 0	NEUTRAL	0- 0	0- 0	0- 0			
10- 6	0- 0	0- 0	CONFERENCE	0- 3	0- 0	10- 3			
5- 3	0- 0	0- 0	HOME	0- 1	0- 0	5- 2			
5- 3	0- 0	0- 0	AWAY	0- 2	0- 0	5- 1			
0- 0	0- 0	0- 0	NEUTRAL	0- 0	0- 0	0- 0			

RPI S	Opponent	Score	RPI S	Opponent	Score	RPI S	Opponent	Score	RPI S	Opponent	Score	Team's RPI: 216
50	H Villanova	44 65	72	A Army West Point	39 63	102	H Saint Joseph's	62 63				
			89	A Bucknell	77 80	152	A Hampton	63 56				
			89	H Bucknell	54 67	153	A Illinois	67 76				
						190	H Montana	80 53				
						233	A Navy	51 48				
						233	H Navy	54 62				
						245	A Loyola Maryland	76 68				
						245	H Loyola Maryland	66 48				
						250	A Holy Cross	71 77				
						250	H Holy Cross	61 58				
						253	H Monmouth	95 88				
						274	A American	61 52				
						274	H American	55 59				
						284	A Rider	60 61				
						306	H Colgate	83 74				
						316	A Lafayette	80 65				
						316	H Lafayette	82 74				
						327	A Delaware St.	83 49				
						334	H Saint Peter's	74 42				
						344	A Boston U.	73 66				
						344	H Boston U.	72 48				
						345	A NJIT	75 47				
LAST 12 Division I GAMES:												
306	H Colgate	83 74	245	A Loyola Maryland	76 68							
316	A Lafayette	80 65	344	H Boston U.	72 48							
233	H Navy	54 62	316	H Lafayette	82 74							
250	A Holy Cross	71 77	233	A Navy	51 48							
89	H Bucknell	54 67	250	H Holy Cross	61 58							
274	A American	61 52	89	A Bucknell	77 80							

Non-Div I Games: Kutztown 81 51

Lehigh

■ Loss,
 ■ Non-Conf,
 ■ S Site,
 ■ H Home
 ■ A Away
 N Neutral

Liberty

Through Games Of Feb. 24, 2016

Average RPI Win:	245	WON-LOST	WINNING	LAST 10	STRENGTH OF	OPP. STRENGTH	TEAM	ADJ.	CONF.	ADJ CONF.
Average RPI Loss:	108	RECORD	PCT. RANK	GAMES	SCHEDULE	OF SCHEDULE	RPI	RPI	RPI	RPI
DIV. I ONLY	15- 10	113	8- 2	118	234	112	112	27	27	
DIV. I NON-CONF.	2- 6	272	0- 0	20	3	147	147	29	29	
TOTALS	RPI 1-25	RPI 26-50	W-L RECORDS	RPI 51-100	RPI 101-150	RPI 150+				
15- 10	0- 1	0- 3	OVERALL	1- 2	1- 1	13- 3				
8- 3	0- 0	0- 2	HOME	1- 0	1- 0	6- 1				
7- 5	0- 0	0- 1	AWAY	0- 1	0- 1	7- 2				
0- 2	0- 1	0- 0	NEUTRAL	0- 1	0- 0	0- 0				
2- 6	0- 1	0- 3	NON-CONFERENCE	1- 2	0- 0	1- 0				
1- 2	0- 0	0- 2	HOME	1- 0	0- 0	0- 0				
1- 2	0- 0	0- 1	AWAY	0- 1	0- 0	1- 0				
0- 2	0- 1	0- 0	NEUTRAL	0- 1	0- 0	0- 0				
13- 4	0- 0	0- 0	CONFERENCE	0- 0	1- 1	12- 3				
7- 1	0- 0	0- 0	HOME	0- 0	1- 0	6- 1				
6- 3	0- 0	0- 0	AWAY	0- 0	0- 1	6- 2				
0- 0	0- 0	0- 0	NEUTRAL	0- 0	0- 0	0- 0				

RPI 1-25				RPI 26-50				RPI 51-100				RPI 101+				Team's RPI: 112	
RPI	S	Opponent	Score	RPI	S	Opponent	Score	RPI	S	Opponent	Score	RPI	S	Opponent	Score		
5	N	Ohio St.	65 75	32	H	Seton Hall	56 92	52	A	Duke	41 79	122	A	UNC Asheville	51 56		
				42	A	James Madison	56 72	96	H	Elon	72 63	122	H	UNC Asheville	71 53		
				45	H	North Carolina St.	53 61	97	N	California	72 77	193	A	Gardner-Webb	57 61		
												193	H	Gardner-Webb	73 51		
												196	A	Radford	49 43		
												196	H	Radford	67 53		
												225	A	Presbyterian	42 60		
												254	A	High Point	73 68		
												254	H	High Point	56 43		
												269	A	Coastal Caro.	65 63		
												269	H	Coastal Caro.	51 58		
												275	A	Appalachian St.	74 68		
												292	A	Campbell	62 52		
												292	H	Campbell	67 55		
												294	A	Charleston So.	59 49		
												294	H	Charleston So.	51 40		
												320	H	Winthrop	77 61		
												322	A	Longwood	72 67		
LAST 12 Division I GAMES:																	
				254	A	High Point	73 68	254	H	High Point	56 43						
				269	H	Coastal Caro.	51 58	193	H	Gardner-Webb	73 51						
				122	A	UNC Asheville	51 56	322	A	Longwood	72 67						
				292	H	Campbell	67 55	269	A	Coastal Caro.	65 63						
				196	H	Radford	67 53	320	H	Winthrop	77 61						
				294	A	Charleston So.	59 49	225	A	Presbyterian	42 60						

Non-Div I Games: Shepherd 69 57

Liberty

Loss, Non-Conf, S Site, H Home A Away N Neutral

Average RPI Win:	306	WON-LOST	WINNING	LAST 10	STRENGTH OF	OPP. STRENGTH	TEAM	ADJ.	CONF.	ADJ CONF.
Average RPI Loss:	195	RECORD	PCT. RANK	GAMES	SCHEDULE	OF SCHEDULE	RPI	RPI	RPI	RPI
DIV. I ONLY	4- 23	330	2- 8	217	323	331	331	29	29	
DIV. I NON-CONF.	2- 12	311	0- 0	205	337	312	312	28	28	
TOTALS	RPI 1-25	RPI 26-50	W-L RECORDS	RPI 51-100	RPI 101-150	RPI 150+				
4- 23	0- 0	0- 1	OVERALL	0- 4	0- 3	4- 15				
3- 10	0- 0	0- 1	HOME	0- 3	0- 1	3- 5				
1- 12	0- 0	0- 0	AWAY	0- 1	0- 2	1- 9				
0- 1	0- 0	0- 0	NEUTRAL	0- 0	0- 0	0- 1				
2- 12	0- 0	0- 1	NON-CONFERENCE	0- 2	0- 1	2- 8				
1- 6	0- 0	0- 1	HOME	0- 2	0- 0	1- 3				
1- 5	0- 0	0- 0	AWAY	0- 0	0- 1	1- 4				
0- 1	0- 0	0- 0	NEUTRAL	0- 0	0- 0	0- 1				
2- 11	0- 0	0- 0	CONFERENCE	0- 2	0- 2	2- 7				
2- 4	0- 0	0- 0	HOME	0- 1	0- 1	2- 2				
0- 7	0- 0	0- 0	AWAY	0- 1	0- 1	0- 5				
0- 0	0- 0	0- 0	NEUTRAL	0- 0	0- 0	0- 0				

RPI 1-25				RPI 26-50				RPI 51-100				RPI 101+				Team's RPI: 331	
RPI	S	Opponent	Score	RPI	S	Opponent	Score	RPI	S	Opponent	Score	RPI	S	Opponent	Score		
				49	H	Western Ky.	56 64					101	A	Wright St.	65 92		
								67	A	FGCU	52 91	140	A	Jacksonville	51 81		
								67	H	FGCU	39 71	140	H	Jacksonville	55 76		
								73	H	Ball St.	60 72	156	A	Alabama	49 68		
								92	H	Belmont	68 90	189	A	Stetson	75 79		
												189	H	Stetson	62 83		
												203	A	USC Upstate	71 93		
												203	H	USC Upstate	54 81		
												215	H	Southeast Mo. St.	69 84		
												242	N	Texas Southern	62 66		
												245	H	Loyola Maryland	52 57		
												252	A	Tennessee St.	65 77		
												272	H	Murray St.	93 85		
												273	A	Tennessee Tech	70 81		
												280	A	Ga. Southern	66 55		
												295	A	Kennesaw St.	54 55		
												301	A	Jackson St.	52 53		
												313	H	Morehead St.	77 92		
												326	A	North Florida	70 78		
												326	H	North Florida	78 71		
												345	A	NJIT	51 61		
												345	H	NJIT	63 49		
LAST 12 Division I GAMES:																	
				67	A	FGCU	52 91					345	A	NJIT	51 61		
				189	A	Stetson	75 79					203	H	USC Upstate	54 81		
				140	H	Jacksonville	55 76					189	H	Stetson	62 83		
				326	H	North Florida	78 71					67	H	FGCU	39 71		
				345	H	NJIT	63 49					326	A	North Florida	70 78		
				203	A	USC Upstate	71 93					140	A	Jacksonville	51 81		

Non-Div I Games: North Ala. 88 67

Lipscomb

■ Loss,
 ■ Non-Conf,
 ■ S Site,
 ■ H Home
 ■ A Away
 N Neutral

Little Rock

Through Games Of Feb. 24, 2016

Average RPI Win:	216	WON-LOST	WINNING	LAST 10	STRENGTH OF	OPP. STRENGTH	TEAM	ADJ.	CONF.	ADJ CONF.
Average RPI Loss:	101	RECORD	PCT. RANK	GAMES	SCHEDULE	OF SCHEDULE	RPI	RPI	RPI	RPI
DIV. I ONLY	14- 11	134	9- 1	136	135	127	127	16	16	
DIV. I NON-CONF.	2- 7	280	0- 0	34	6	191	191	14	14	
TOTALS	RPI 1-25	RPI 26-50	W-L RECORDS	RPI 51-100	RPI 101-150	RPI 150+				
14- 11	0- 2	0- 2	OVERALL	0- 2	4- 2	10- 3				
7- 5	0- 1	0- 0	HOME	0- 1	1- 2	6- 1				
7- 6	0- 1	0- 2	AWAY	0- 1	3- 0	4- 2				
0- 0	0- 0	0- 0	NEUTRAL	0- 0	0- 0	0- 0				
2- 7	0- 2	0- 1	NON-CONFERENCE	0- 2	2- 1	0- 1				
1- 4	0- 1	0- 0	HOME	0- 1	1- 1	0- 1				
1- 3	0- 1	0- 1	AWAY	0- 1	1- 0	0- 0				
0- 0	0- 0	0- 0	NEUTRAL	0- 0	0- 0	0- 0				
12- 4	0- 0	0- 1	CONFERENCE	0- 0	2- 1	10- 2				
6- 1	0- 0	0- 0	HOME	0- 0	0- 1	6- 0				
6- 3	0- 0	0- 1	AWAY	0- 0	2- 0	4- 2				
0- 0	0- 0	0- 0	NEUTRAL	0- 0	0- 0	0- 0				

RPI 1-25			RPI 26-50			RPI 51-100			RPI 101+			Team's RPI: 127
RPI	S	Opponent	Score	RPI	S	Opponent	Score	RPI	S	Opponent	Score	
7	H	Texas	56 66	34	A	Oklahoma	52 65	84	A	Tulane	53 69	103 H Memphis 61 53
13	A	Texas A&M	39 69	43	A	Arkansas St.	53 66	90	H	Missouri St.	58 64	121 H LSU 51 57
												129 A La.-Lafayette 58 49
												129 H La.-Lafayette 58 65
												147 A Oral Roberts 66 52
												149 A UT Arlington 59 55
												181 A Troy 71 78
												181 H Troy 79 64
												185 A South Ala. 47 34
												185 H South Ala. 74 43
												192 H Tulsa 63 74
												221 A Texas St. 57 67
												265 A Georgia St. 54 39
												265 H Georgia St. 59 32
												275 H Appalachian St. 67 50
												280 A Ga. Southern 50 45
												280 H Ga. Southern 69 36
												289 A La.-Monroe 53 37
												289 H La.-Monroe 56 44
LAST 12 Division I GAMES:												
280	A	Ga. Southern	50 45	265	H	Georgia St.	59 32					
265	A	Georgia St.	54 39	280	H	Ga. Southern	69 36					
129	A	La.-Lafayette	58 49	149	A	UT Arlington	59 55					
289	A	La.-Monroe	53 37	221	A	Texas St.	57 67					
185	H	South Ala.	74 43	43	A	Arkansas St.	53 66					
181	H	Troy	79 64	275	H	Appalachian St.	67 50					

Non-Div I Games:

Little Rock

Loss, Non-Conf, S Site, H Home A Away N Neutral

Average RPI Win:	239	WON-LOST	WINNING	LAST 10	STRENGTH OF	OPP. STRENGTH	TEAM	ADJ.	CONF.	ADJ CONF.
Average RPI Loss:	86	RECORD	PCT. RANK	GAMES	SCHEDULE	OF SCHEDULE	RPI	RPI	RPI	RPI
DIV. I ONLY	20- 7	48	8- 2	312	146	130	130	22	22	
DIV. I NON-CONF.	11- 3	54	0- 0	313	48	118	118	21	21	
TOTALS	RPI 1-25	RPI 26-50	W-L RECORDS	RPI 51-100	RPI 101-150	RPI 150+				
20- 7	1- 0	0- 1	OVERALL	0- 3	1- 3	18- 0				
9- 3	1- 0	0- 0	HOME	0- 2	0- 1	8- 0				
9- 4	0- 0	0- 1	AWAY	0- 1	0- 2	9- 0				
2- 0	0- 0	0- 0	NEUTRAL	0- 0	1- 0	1- 0				
11- 3	1- 0	0- 1	NON-CONFERENCE	0- 1	1- 1	9- 0				
5- 1	1- 0	0- 0	HOME	0- 1	0- 0	4- 0				
4- 2	0- 0	0- 1	AWAY	0- 0	0- 1	4- 0				
2- 0	0- 0	0- 0	NEUTRAL	0- 0	1- 0	1- 0				
9- 4	0- 0	0- 0	CONFERENCE	0- 2	0- 2	9- 0				
4- 2	0- 0	0- 0	HOME	0- 1	0- 1	4- 0				
5- 2	0- 0	0- 0	AWAY	0- 1	0- 1	5- 0				
0- 0	0- 0	0- 0	NEUTRAL	0- 0	0- 0	0- 0				

RPI 1-25				RPI 26-50				RPI 51-100				RPI 101+ Team's RPI: 130			
RPI	S	Opponent	Score	RPI	S	Opponent	Score	RPI	S	Opponent	Score	RPI	S	Opponent	Score
24	H	UTEP	47 40	40	A	Southern California	43 69	54	A	UC Riverside	58 83	118	A	Hawaii	42 60
								54	H	UC Riverside	60 78	118	H	Hawaii	55 67
								99	H	San Francisco	52 66	121	A	LSU	53 59
												128	N	Northwestern St.	60 59
												154	A	Pacific	68 60
												177	H	Colorado	59 42
												187	A	UC Davis	75 62
												197	A	Cal Poly	61 56
												197	H	Cal Poly	65 53
												201	H	UNLV	67 63
												248	H	San Diego St.	74 54
												258	A	Seattle	69 57
												262	A	UC Santa Barbara	58 55
												262	H	UC Santa Barbara	60 52
												276	N	Northern Ariz.	69 48
												283	A	Houston	47 41
												297	A	Denver	48 41
												298	H	CSUN	74 71
												315	H	Portland St.	89 71
												338	A	UC Irvine	71 65
												339	A	Cal St. Fullerton	82 61
												339	H	Cal St. Fullerton	62 57
LAST 12 Division I GAMES:															
197	A	Cal Poly	61 56	197	H	Cal Poly	65 53								
262	A	UC Santa Barbara	58 55	187	A	UC Davis	75 62								
54	A	UC Riverside	58 83	339	H	Cal St. Fullerton	62 57								
262	H	UC Santa Barbara	60 52	338	A	UC Irvine	71 65								
118	A	Hawaii	42 60	54	H	UC Riverside	60 78								
298	H	CSUN	74 71	339	A	Cal St. Fullerton	82 61								

Non-Div I Games:

Long Beach St.

■ Loss,
 ■ Non-Conf, S Site,
 ■ Home
 ■ Away
 N Neutral

RPI 1-25				RPI 26-50				RPI 51-100				RPI 101+				Team's RPI: 322	
RPI	S	Opponent	Score	RPI	S	Opponent	Score	RPI	S	Opponent	Score	RPI	S	Opponent	Score		
6	A	Oregon St.	45 110	33	A	West Virginia	43 74	94	A	Virginia	46 81	112	H	Liberty	67 72		
				42	A	James Madison	30 88					122	A	UNC Asheville	42 81		
												122	H	UNC Asheville	54 61		
												193	A	Gardner-Webb	42 67		
												196	A	Radford	64 80		
												196	H	Radford	67 79		
												225	A	Presbyterian	49 75		
												225	H	Presbyterian	38 59		
												254	A	High Point	68 79		
												254	H	High Point	70 89		
												269	A	Coastal Caro.	56 48		
												292	A	Campbell	65 72		
												292	H	Campbell	56 73		
												294	A	Charleston So.	58 66		
												294	H	Charleston So.	54 63		
												300	A	UNCG	60 81		
												320	A	Winthrop	63 60		
												320	H	Winthrop	67 60		
												327	A	Delaware St.	63 88		
												349	H	N.C. Central	60 49		
LAST 12 Division I GAMES:																	
				196	A	Radford	64 80					320	H	Winthrop	67 60		
				254	H	High Point	70 89					112	H	Liberty	67 72		
				292	A	Campbell	65 72					193	A	Gardner-Webb	42 67		
				122	H	UNC Asheville	54 61					196	H	Radford	67 79		
				294	A	Charleston So.	58 66					122	A	UNC Asheville	42 81		
				225	A	Presbyterian	49 75					292	H	Campbell	56 73		

Page 150

Average RPI Win:	226	WON-LOST	WINNING	LAST 10	STRENGTH OF	OPP. STRENGTH	TEAM	ADJ.	CONF.	ADJ CONF.
Average RPI Loss:	107	RECORD	PCT. RANK	GAMES	SCHEDULE	OF SCHEDULE	RPI	RPI	RPI	RPI
DIV. I ONLY	12- 12	169	6- 4	160	123	171	171	12	12	
DIV. I NON-CONF.	4- 6	201	0- 0	187	195	221	221	10	10	
TOTALS	RPI 1-25	RPI 26-50	W-L RECORDS	RPI 51-100	RPI 101-150	RPI 150+				
12- 12	0- 3	0- 1	OVERALL	0- 2	2- 2	10- 4				
8- 4	0- 1	0- 1	HOME	0- 0	1- 0	7- 2				
3- 7	0- 0	0- 0	AWAY	0- 2	1- 0	2- 0				
1- 1	0- 1	0- 0	NEUTRAL	0- 0	0- 0	1- 0				
4- 6	0- 1	0- 1	NON-CONFERENCE	0- 0	1- 1	3- 3				
2- 3	0- 0	0- 1	HOME	0- 0	1- 0	1- 2				
1- 2	0- 0	0- 0	AWAY	0- 0	0- 1	1- 1				
1- 1	0- 1	0- 0	NEUTRAL	0- 0	0- 0	1- 0				
8- 6	0- 2	0- 0	CONFERENCE	0- 2	1- 1	7- 1				
6- 1	0- 1	0- 0	HOME	0- 0	0- 0	6- 0				
2- 5	0- 1	0- 0	AWAY	0- 2	1- 1	1- 1				
0- 0	0- 0	0- 0	NEUTRAL	0- 0	0- 0	0- 0				

RPI 1-25				RPI 26-50				RPI 51-100				RPI 101+ Team's RPI: 171			
RPI	S	Opponent	Score	RPI	S	Opponent	Score	RPI	S	Opponent	Score	RPI	S	Opponent	Score
9	N	UCLA	57 68	31	H	Mississippi St.	63 93	68	A	Middle Tenn.	57 68	129	H	La.-Lafayette	79 62
24	A	UTEP	80 86					79	A	Charlotte	58 63	136	A	Arizona	67 77
24	H	UTEP	65 72									143	A	Old Dominion	69 51
												146	A	UAB	49 64
												151	A	Southern Miss.	59 69
												151	H	Southern Miss.	72 37
												157	H	McNeese St.	71 74
												182	A	Wisconsin	65 79
												188	H	Fla. Atlantic	65 62
												211	H	Stephen F. Austin	76 44
												223	H	Rice	63 61
												224	H	North Texas	77 71
												264	A	UTSA	82 72
												264	H	UTSA	75 66
												279	H	Prairie View	68 77
												297	N	Denver	58 53
												302	H	FIU	82 63
												319	A	Nicholls St.	58 55
LAST 12 Division I GAMES:															
24	H	UTEP	65 72	24	A	UTEP	80 86								
264	H	UTSA	75 66	264	A	UTSA	82 72								
146	A	UAB	49 64	151	H	Southern Miss.	72 37								
68	A	Middle Tenn.	57 68	188	H	Fla. Atlantic	65 62								
224	H	North Texas	77 71	302	H	FIU	82 63								
223	H	Rice	63 61	79	A	Charlotte	58 63								

Non-Div I Games: Loyola (LA) 76 40

Louisiana Tech

■ Loss,
 ■ Non-Conf, S Site,
 ■ Home
 ■ Away
 N Neutral

Louisville

Through Games Of Feb. 24, 2016

2015-2016				Through Games Of Feb. 11, 2016						
Average RPI Win:	121	WON-LOST	WINNING	LAST 10	STRENGTH OF	OPP. STRENGTH	TEAM	ADJ.	CONF.	ADJ CONF.
Average RPI Loss:	48	RECORD	PCT. RANK	GAMES	SCHEDULE	OF SCHEDULE	RPI	RPI	RPI	RPI
DIV. I ONLY	22- 6	31	9- 1	37	24	15	15	4	4	
DIV. I NON-CONF.	9- 5	108	1- 0	63	37	64	64	5	5	
TOTALS	RPI 1-25	RPI 26-50	W-L RECORDS	RPI 51-100	RPI 101-150	RPI 150+				
22- 6	3- 2	2- 1	OVERALL	5- 3	6- 0	6- 0				
11- 2	1- 1	1- 0	HOME	3- 1	3- 0	3- 0				
10- 2	2- 1	1- 1	AWAY	2- 0	3- 0	2- 0				
1- 2	0- 0	0- 0	NEUTRAL	0- 2	0- 0	1- 0				
9- 5	1- 1	1- 1	NON-CONFERENCE	1- 3	1- 0	5- 0				
5- 1	0- 0	1- 0	HOME	1- 1	1- 0	2- 0				
3- 2	1- 1	0- 1	AWAY	0- 0	0- 0	2- 0				
1- 2	0- 0	0- 0	NEUTRAL	0- 2	0- 0	1- 0				
13- 1	2- 1	1- 0	CONFERENCE	4- 0	5- 0	1- 0				
6- 1	1- 1	0- 0	HOME	2- 0	2- 0	1- 0				
7- 0	1- 0	1- 0	AWAY	2- 0	3- 0	0- 0				
0- 0	0- 0	0- 0	NEUTRAL	0- 0	0- 0	0- 0				

RPI	S	Opponent	Score	RPI	S	Opponent	Score	RPI	S	Opponent	Score	RPI	S	Opponent	Score
1	H	Notre Dame	61 66	36	H	South Fla.	67 50	52	H	Duke	65 48	113	H	Wake Forest	78 54
14	A	Kentucky	54 72	45	A	North Carolina St.	92 90	57	N	Purdue	60 62	117	H	Virginia Tech	56 45
16	A	Syracuse	71 53	49	A	Western Ky.	69 71	71	N	Dayton	66 79	119	A	Boston College	55 45
17	H	Florida St.	79 69					77	A	Georgia Tech	78 65	120	A	Pittsburgh	84 61
25	A	Michigan St.	85 78					91	H	UT Martin	88 66	124	A	North Carolina	78 60
								94	A	Virginia	59 41	125	H	IUPUI	70 61
								94	H	Virginia	74 59	172	N	Marist	65 53
								97	H	California	71 75	228	H	Dartmouth	94 52
												230	A	Col. of Charleston	71 67
												239	H	Valparaiso	75 42
												251	H	Clemson	75 33
												273	A	Tennessee Tech	76 54
LAST 12 Division I GAMES:															
119	A	Boston College	55 45	113	H	Wake Forest	78 54								
94	H	Virginia	74 59	251	H	Clemson	75 33								
36	H	South Fla.	67 50	16	A	Syracuse	71 53								
120	A	Pittsburgh	84 61	45	A	North Carolina St.	92 90								
1	H	Notre Dame	61 66	94	A	Virginia	59 41								
124	A	North Carolina	78 60	52	H	Duke	65 48								

Non-Div I Games:

Louisville

■ Loss,
 ■ Non-Conf,
 ■ S Site,
 ■ H Home
 ■ A Away
 N Neutral

Average RPI Win:	241	WON-LOST	WINNING	LAST 10	STRENGTH OF	OPP. STRENGTH	TEAM	ADJ.	CONF.	ADJ CONF.
Average RPI Loss:	113	RECORD	PCT. RANK	GAMES	SCHEDULE	OF SCHEDULE	RPI	RPI	RPI	RPI
DIV. I ONLY	13- 13	169	5- 5	198	149	180	180	21	21	
DIV. I NON-CONF.	4- 7	222	0- 0	80	30	149	149	17	17	
TOTALS	RPI 1-25	RPI 26-50	W-L RECORDS	RPI 51-100	RPI 101-150	RPI 150+				
13- 13	1- 1	0- 2	OVERALL	0- 4	3- 3	9- 3				
6- 7	0- 0	0- 1	HOME	0- 2	2- 3	4- 1				
7- 6	1- 1	0- 1	AWAY	0- 2	1- 0	5- 2				
0- 0	0- 0	0- 0	NEUTRAL	0- 0	0- 0	0- 0				
4- 7	1- 1	0- 2	NON-CONFERENCE	0- 2	0- 2	3- 0				
1- 4	0- 0	0- 1	HOME	0- 1	0- 2	1- 0				
3- 3	1- 1	0- 1	AWAY	0- 1	0- 0	2- 0				
0- 0	0- 0	0- 0	NEUTRAL	0- 0	0- 0	0- 0				
9- 6	0- 0	0- 0	CONFERENCE	0- 2	3- 1	6- 3				
5- 3	0- 0	0- 0	HOME	0- 1	2- 1	3- 1				
4- 3	0- 0	0- 0	AWAY	0- 1	1- 0	3- 2				
0- 0	0- 0	0- 0	NEUTRAL	0- 0	0- 0	0- 0				

RPI 1-25				RPI 26-50				RPI 51-100				RPI 101+ Team's RPI: 180			
RPI	S	Opponent	Score	RPI	S	Opponent	Score	RPI	S	Opponent	Score	RPI	S	Opponent	Score
20	A	DePaul	88 75	26	H	Miami (FL)	50 77	75	H	Central Mich.	59 68	105	H	UNI	64 60
25	A	Michigan St.	47 76	27	A	Green Bay	51 65	77	A	Georgia Tech	77 84	106	H	Drake	65 81
								90	A	Missouri St.	81 91	114	H	Northwestern	72 81
								90	H	Missouri St.	62 73	133	H	Western Mich.	45 68
												135	A	Southern Ill.	69 68
												135	H	Southern Ill.	83 59
												207	A	Indiana St.	48 62
												207	H	Indiana St.	71 74
												223	A	Rice	57 50
												287	H	Lamar	82 71
												288	A	Wichita St.	62 65
												288	H	Wichita St.	60 55
												305	A	Bradley	67 54
												321	A	Illinois St.	57 41
												321	H	Illinois St.	73 61
												328	A	Evansville	63 49
												328	H	Evansville	67 54
												337	A	Eastern Ill.	86 75
LAST 12 Division I GAMES:															
207	H	Indiana St.	71 74	106	H	Drake	65 81								
321	H	Illinois St.	73 61	105	H	UNI	64 60								
288	A	Wichita St.	62 65	321	A	Illinois St.	57 41								
90	A	Missouri St.	81 91	207	A	Indiana St.	48 62								
328	H	Evansville	67 54	90	H	Missouri St.	62 73								
135	H	Southern Ill.	83 59	288	H	Wichita St.	60 55								

Non-Div I Games:

Loyola Chicago

■ Loss,
 ■ Non-Conf, S Site,
 ■ Home
 ■ Away
 N Neutral

Loyola Maryland

Through Games Of Feb. 24, 2016

Average RPI Win:	308	WON-LOST	WINNING	LAST 10	STRENGTH OF	OPP. STRENGTH	TEAM	ADJ.	CONF.	ADJ CONF.
Average RPI Loss:	154	RECORD	PCT. RANK	GAMES	SCHEDULE	OF SCHEDULE	RPI	RPI	RPI	RPI
DIV. I ONLY	12- 15	207	5- 5	264	312	245	245	26	26	
DIV. I NON-CONF.	3- 8	258	0- 0	277	318	282	282	27	27	
TOTALS	RPI 1-25	RPI 26-50	W-L RECORDS	RPI 51-100	RPI 101-150	RPI 150+				
12- 15	0- 1	0- 1	OVERALL	0- 4	0- 1	12- 8				
6- 6	0- 0	0- 0	HOME	0- 2	0- 0	6- 4				
6- 9	0- 1	0- 1	AWAY	0- 2	0- 1	6- 4				
0- 0	0- 0	0- 0	NEUTRAL	0- 0	0- 0	0- 0				
3- 8	0- 1	0- 1	NON-CONFERENCE	0- 0	0- 1	3- 5				
1- 3	0- 0	0- 0	HOME	0- 0	0- 0	1- 3				
2- 5	0- 1	0- 1	AWAY	0- 0	0- 1	2- 2				
0- 0	0- 0	0- 0	NEUTRAL	0- 0	0- 0	0- 0				
9- 7	0- 0	0- 0	CONFERENCE	0- 4	0- 0	9- 3				
5- 3	0- 0	0- 0	HOME	0- 2	0- 0	5- 1				
4- 4	0- 0	0- 0	AWAY	0- 2	0- 0	4- 2				
0- 0	0- 0	0- 0	NEUTRAL	0- 0	0- 0	0- 0				

RPI 1-25				RPI 26-50				RPI 51-100				RPI 101+ Team's RPI: 245			
RPI	S	Opponent	Score	RPI	S	Opponent	Score	RPI	S	Opponent	Score	RPI	S	Opponent	Score
11	A	Maryland	47 97	50	A	Villanova	55 67	72	A	Army West Point	37 70	143	A	Old Dominion	41 64
								72	H	Army West Point	44 52	167	H	UMBC	46 52
								89	A	Bucknell	64 71	191	H	William & Mary	61 62
								89	H	Bucknell	42 64	198	H	Fairfield	45 71
												216	A	Lehigh	48 66
												216	H	Lehigh	68 76
												233	A	Navy	38 45
												233	H	Navy	51 38
												237	A	Columbia	53 63
												250	A	Holy Cross	59 49
												274	H	American	52 46
												306	A	Colgate	65 49
												306	H	Colgate	55 38
												316	A	Lafayette	55 51
												316	H	Lafayette	66 65
												330	A	Mt. St. Mary's	65 63
												331	A	Lipscomb	57 52
												333	A	St. Francis Brooklyn	54 64
												344	A	Boston U.	67 46
												344	H	Boston U.	63 54
												347	H	Norfolk St.	75 67
LAST 12 Division I GAMES:															
250	A	Holy Cross	59 49	216	H	Lehigh	68 76								
306	H	Colgate	55 38	316	A	Lafayette	55 51								
89	H	Bucknell	42 64	306	A	Colgate	65 49								
344	A	Boston U.	67 46	89	A	Bucknell	64 71								
233	A	Navy	38 45	344	H	Boston U.	63 54								
72	H	Army West Point	44 52	233	H	Navy	51 38								

Non-Div I Games:

Loyola Maryland

Loss, Non-Conf, S Site, H Home A Away N Neutral

Average RPI Win:	258	WON-LOST	WINNING	LAST 10	STRENGTH OF	OPP. STRENGTH	TEAM	ADJ.	CONF.	ADJ CONF.
Average RPI Loss:	106	RECORD	PCT. RANK	GAMES	SCHEDULE	OF SCHEDULE	RPI	RPI	RPI	RPI
DIV. I ONLY	9- 19	270	3- 6	155	116	241	241	8	8	
DIV. I NON-CONF.	4- 7	222	1- 0	325	209	291	291	9	9	
TOTALS	RPI 1-25	RPI 26-50	W-L RECORDS	RPI 51-100	RPI 101-150	RPI 150+				
9- 19	0- 2	0- 1	OVERALL	0- 9	0- 3	9- 4				
5- 8	0- 1	0- 0	HOME	0- 4	0- 1	5- 2				
3- 11	0- 1	0- 1	AWAY	0- 5	0- 2	3- 2				
1- 0	0- 0	0- 0	NEUTRAL	0- 0	0- 0	1- 0				
4- 7	0- 0	0- 1	NON-CONFERENCE	0- 1	0- 1	4- 4				
2- 2	0- 0	0- 0	HOME	0- 0	0- 0	2- 2				
1- 5	0- 0	0- 1	AWAY	0- 1	0- 1	1- 2				
1- 0	0- 0	0- 0	NEUTRAL	0- 0	0- 0	1- 0				
5- 12	0- 2	0- 0	CONFERENCE	0- 8	0- 2	5- 0				
3- 6	0- 1	0- 0	HOME	0- 4	0- 1	3- 0				
2- 6	0- 1	0- 0	AWAY	0- 4	0- 1	2- 0				
0- 0	0- 0	0- 0	NEUTRAL	0- 0	0- 0	0- 0				

RPI 1-25				RPI 26-50				RPI 51-100				RPI 101+ Team's RPI: 241			
RPI	S	Opponent	Score	RPI	S	Opponent	Score	RPI	S	Opponent	Score	RPI	S	Opponent	Score
12	A	BYU	61 75	28	A	Missouri	48 80	54	A	UC Riverside	62 80	107	A	Gonzaga	68 83
12	H	BYU	75 82					58	A	St. Mary's (CA)	57 72	107	H	Gonzaga	59 66
								58	H	St. Mary's (CA)	81 91	118	A	Hawaii	51 65
								64	A	Santa Clara	41 68	154	A	Pacific	63 60
								64	H	Santa Clara	56 57	154	H	Pacific	96 88
								78	A	San Diego	58 82	177	A	Colorado	81 92
								78	H	San Diego	67 75	197	A	Cal Poly	58 70
								99	A	San Francisco	72 81	248	H	San Diego St.	92 65
								99	H	San Francisco	73 75	258	H	Seattle	69 78
												262	A	UC Santa Barbara	70 63
												266	H	Pepperdine	79 69
												286	A	Portland	77 62
												286	H	Portland	62 52
												325	N	Nevada	69 58
												338	H	UC Irvine	95 50
												339	H	Cal St. Fullerton	73 75
LAST 12 Division I GAMES:															
338	H	UC Irvine	95 50	107	A	Gonzaga	68 83								
99	A	San Francisco	72 81	78	H	San Diego	67 75								
64	A	Santa Clara	41 68	12	H	BYU	75 82								
58	H	St. Mary's (CA)	81 91	78	A	San Diego	58 82								
154	H	Pacific	96 88	12	A	BYU	61 75								
286	A	Portland	77 62	64	H	Santa Clara	56 57								

Non-Div I Games:

Loyola Marymount

■ Loss,
 ■ Non-Conf,
 ■ S Site,
 ■ H Home
 ■ A Away
 N Neutral

Average RPI Win:	213	WON-LOST	WINNING	LAST 10	STRENGTH OF	OPP. STRENGTH	TEAM	ADJ.	CONF.	ADJ CONF.
Average RPI Loss:	93	RECORD	PCT. RANK	GAMES	SCHEDULE	OF SCHEDULE	RPI	RPI	RPI	RPI
DIV. I ONLY	22- 7	46	10- 0	212	144	69	69	15	15	
DIV. I NON-CONF.	8- 6	136	0- 0	241	41	122	122	18	18	
TOTALS	RPI 1-25	RPI 26-50	W-L RECORDS	RPI 51-100	RPI 101-150	RPI 150+				
22- 7	0- 0	1- 1	OVERALL	2- 3	3- 2	16- 1				
10- 0	0- 0	1- 0	HOME	0- 0	1- 0	8- 0				
10- 6	0- 0	0- 1	AWAY	1- 2	1- 2	8- 1				
2- 1	0- 0	0- 0	NEUTRAL	1- 1	1- 0	0- 0				
8- 6	0- 0	0- 0	NON-CONFERENCE	2- 3	1- 2	5- 1				
3- 0	0- 0	0- 0	HOME	0- 0	0- 0	3- 0				
3- 5	0- 0	0- 0	AWAY	1- 2	0- 2	2- 1				
2- 1	0- 0	0- 0	NEUTRAL	1- 1	1- 0	0- 0				
14- 1	0- 0	1- 1	CONFERENCE	0- 0	2- 0	11- 0				
7- 0	0- 0	1- 0	HOME	0- 0	1- 0	5- 0				
7- 1	0- 0	0- 1	AWAY	0- 0	1- 0	6- 0				
0- 0	0- 0	0- 0	NEUTRAL	0- 0	0- 0	0- 0				

RPI 1-25				RPI 26-50				RPI 51-100				Team's RPI: 69	RPI 101+			
RPI	S	Opponent	Score	RPI	S	Opponent	Score	RPI	S	Opponent	Score		RPI	S	Opponent	Score
				48	A	Albany (NY)	59 64	57	A	Purdue	33 56		119	A	Boston College	48 55
				48	H	Albany (NY)	65 53	70	A	Minnesota	64 91		121	N	LSU	52 41
								71	N	Dayton	37 58		124	A	North Carolina	58 59
								90	N	Missouri St.	69 65		144	A	Stony Brook	60 43
								100	A	Harvard	64 53		144	H	Stony Brook	55 52
													161	A	Northeastern	44 56
													167	A	UMBC	72 38
													167	H	UMBC	65 55
													217	A	Hartford	50 44
													217	H	Hartford	61 43
													228	A	Dartmouth	59 41
													235	A	Binghamton	52 38
													238	A	New Hampshire	62 52
													238	H	New Hampshire	59 55
													246	H	Bryant	76 38
													251	H	Clemson	75 42
													285	H	Central Conn. St.	62 42
													296	A	Vermont	62 41
													296	H	Vermont	63 51
													314	A	North Dakota St.	82 51
													323	A	UMass Lowell	73 46
													323	H	UMass Lowell	74 44
LAST 12 Division I GAMES:																
				217	A	Hartford	50 44	296	H	Vermont	63 51					
				144	A	Stony Brook	60 43	235	A	Binghamton	52 38					
				48	H	Albany (NY)	65 53	217	H	Hartford	61 43					
				323	A	UMass Lowell	73 46	144	H	Stony Brook	55 52					
				238	H	New Hampshire	59 55	238	A	New Hampshire	62 52					
				167	A	UMBC	72 38	48	A	Albany (NY)	59 64					

Non-Div I Games: Colby

82 42

Maine

■ Loss,
 ■ Non-Conf,
 ■ S Site,
 ■ Home
 ■ A Away
 N Neutral

Average RPI Win: 238		WON-LOST	WINNING	LAST 10	STRENGTH OF	OPP. STRENGTH	TEAM	ADJ.	CONF.	ADJ CONF.
Average RPI Loss: 193		RECORD	PCT. RANK	GAMES	SCHEDULE	OF SCHEDULE	RPI	RPI	RPI	RPI
DIV. I ONLY		13- 14	181	6- 4	273	263	232	232	23	23
DIV. I NON-CONF.		3- 6	234	0- 0	303	297	296	296	23	23
TOTALS	RPI 1-25		RPI 26-50		W-L RECORDS		RPI 51-100		RPI 101-150	RPI 150+
13- 14	0- 0		0- 0		OVERALL		1- 2		1- 1	11- 11
7- 6	0- 0		0- 0		HOME		0- 2		1- 0	6- 4
6- 8	0- 0		0- 0		AWAY		1- 0		0- 1	5- 7
0- 0	0- 0		0- 0		NEUTRAL		0- 0		0- 0	0- 0
3- 6	0- 0		0- 0		NON-CONFERENCE		0- 1		0- 0	3- 5
2- 2	0- 0		0- 0		HOME		0- 1		0- 0	2- 1
1- 4	0- 0		0- 0		AWAY		0- 0		0- 0	1- 4
0- 0	0- 0		0- 0		NEUTRAL		0- 0		0- 0	0- 0
10- 8	0- 0		0- 0		CONFERENCE		1- 1		1- 1	8- 6
5- 4	0- 0		0- 0		HOME		0- 1		1- 0	4- 3
5- 4	0- 0		0- 0		AWAY		1- 0		0- 1	4- 3
0- 0	0- 0		0- 0		NEUTRAL		0- 0		0- 0	0- 0

[illegible]

Non-Div I Games:

Manhattan

■ Loss, ■ Non-Conf, S Site, H Home A Away N Neutral

Average RPI Win:	251	WON-LOST	WINNING	LAST 10	STRENGTH OF	OPP. STRENGTH	TEAM	ADJ.	CONF.	ADJ CONF.
Average RPI Loss:	119	RECORD	PCT. RANK	GAMES	SCHEDULE	OF SCHEDULE	RPI	RPI	RPI	RPI
DIV. I ONLY	14- 14	169	7- 3	163	216	172	172	23	23	
DIV. I NON-CONF.	1- 9	325	0- 0	41	82	235	235	23	23	
TOTALS	RPI 1-25	RPI 26-50	W-L RECORDS	RPI 51-100	RPI 101-150	RPI 150+				
14- 14	0- 1	0- 2	OVERALL	1- 4	1- 3	12- 4				
8- 4	0- 0	0- 1	HOME	1- 1	1- 0	6- 2				
6- 7	0- 0	0- 1	AWAY	0- 2	0- 2	6- 2				
0- 3	0- 1	0- 0	NEUTRAL	0- 1	0- 1	0- 0				
1- 9	0- 1	0- 2	NON-CONFERENCE	0- 3	0- 2	1- 1				
0- 3	0- 0	0- 1	HOME	0- 1	0- 0	0- 1				
1- 3	0- 0	0- 1	AWAY	0- 1	0- 1	1- 0				
0- 3	0- 1	0- 0	NEUTRAL	0- 1	0- 1	0- 0				
13- 5	0- 0	0- 0	CONFERENCE	1- 1	1- 1	11- 3				
8- 1	0- 0	0- 0	HOME	1- 0	1- 0	6- 1				
5- 4	0- 0	0- 0	AWAY	0- 1	0- 1	5- 2				
0- 0	0- 0	0- 0	NEUTRAL	0- 0	0- 0	0- 0				

RPI 1-25			RPI 26-50			RPI 51-100			RPI 101+ Team's RPI: 172		
RPI	S	Opponent	Score	RPI	S	Opponent	Score	RPI	S	Opponent	Score
15	N	Louisville	53 65	37	H	Princeton	44 77	63	A	South Dakota St.	68 77
				46	A	St. John's (NY)	47 61	74	H	Hofstra	67 71
								90	N	Missouri St.	45 77
								98	A	Quinnipiac	71 76
								98	H	Quinnipiac	56 47
LAST 12 Division I GAMES:											
198	H	Fairfield	64 63	284	A	Rider	74 56	115	A	Iona	49 69
98	A	Quinnipiac	71 76	220	H	Siena	66 37	115	H	Iona	62 61
212	A	Canisius	69 71	334	H	Saint Peter's	69 46	121	N	LSU	49 72
308	A	Niagara	82 68	308	H	Niagara	63 50	141	A	Creighton	46 89
232	H	Manhattan	59 64	253	H	Monmouth	78 55	169	H	Delaware	50 56
334	A	Saint Peter's	74 55	115	H	Iona	62 61	198	A	Fairfield	72 57
								198	H	Fairfield	64 63
								212	A	Canisius	69 71
								220	H	Siena	66 37
								232	A	Manhattan	79 73
								232	H	Manhattan	59 64
								253	A	Monmouth	52 60
								253	H	Monmouth	78 55
								284	A	Rider	74 56
								284	H	Rider	66 54
								308	A	Niagara	82 68
								308	H	Niagara	63 50
								334	A	Saint Peter's	74 55
								334	H	Saint Peter's	69 46
								344	A	Boston U.	73 54

Non-Div I Games:

Marist

■ Loss,
 ■ Non-Conf,
 ■ S Site,
 ■ H Home
 ■ A Away
 N Neutral

Average RPI Win:	161	WON-LOST	WINNING	LAST 10	STRENGTH OF	OPP. STRENGTH	TEAM	ADJ.	CONF.	ADJ CONF.
Average RPI Loss:	68	RECORD	PCT. RANK	GAMES	SCHEDULE	OF SCHEDULE	RPI	RPI	RPI	RPI
DIV. I ONLY	14- 14	169	7- 3	50	71	87	87	6	6	
DIV. I NON-CONF.	5- 6	180	0- 0	19	88	88	88	6	6	
TOTALS	RPI 1-25	RPI 26-50	W-L RECORDS	RPI 51-100	RPI 101-150	RPI 150+				
14- 14	0- 3	2- 5	OVERALL	2- 2	2- 4	8- 0				
9- 3	0- 1	2- 1	HOME	2- 0	2- 1	3- 0				
4- 11	0- 2	0- 4	AWAY	0- 2	0- 3	4- 0				
1- 0	0- 0	0- 0	NEUTRAL	0- 0	0- 0	1- 0				
5- 6	0- 2	0- 1	NON-CONFERENCE	1- 1	0- 2	4- 0				
2- 2	0- 1	0- 0	HOME	1- 0	0- 1	1- 0				
2- 4	0- 1	0- 1	AWAY	0- 1	0- 1	2- 0				
1- 0	0- 0	0- 0	NEUTRAL	0- 0	0- 0	1- 0				
9- 8	0- 1	2- 4	CONFERENCE	1- 1	2- 2	4- 0				
7- 1	0- 0	2- 1	HOME	1- 0	2- 0	2- 0				
2- 7	0- 1	0- 3	AWAY	0- 1	0- 2	2- 0				
0- 0	0- 0	0- 0	NEUTRAL	0- 0	0- 0	0- 0				

RPI 1-25				RPI 26-50				RPI 51-100				Team's RPI: 87	RPI 101+			
RPI	S	Opponent	Score	RPI	S	Opponent	Score	RPI	S	Opponent	Score		RPI	S	Opponent	Score
6	H	Oregon St.	58 65	27	A	Green Bay	55 75	56	H	Auburn	70 69		125	H	IUPUI	55 60
8	A	Arizona St.	80 90	32	A	Seton Hall	68 99	65	A	South Dakota	69 97		139	A	Northern Ky.	78 83
20	A	DePaul	86 91	32	H	Seton Hall	89 82	95	A	Georgetown	72 75		141	A	Creighton	81 83
				46	A	St. John's (NY)	77 81	95	H	Georgetown	87 72		141	H	Creighton	79 72
				46	H	St. John's (NY)	67 64						148	A	Xavier	66 71
				50	A	Villanova	60 81						148	H	Xavier	74 69
				50	H	Villanova	75 82						174	A	Milwaukee	101 81
													182	H	Wisconsin	77 61
													184	N	Richmond	98 80
													186	A	Butler	80 64
													186	H	Butler	76 69
													263	A	Providence	92 85
													263	H	Providence	105 75
													302	A	FIU	95 83
LAST 12 Division I GAMES:																
				263	A	Providence	92 85					32	H	Seton Hall	89 82	
				141	A	Creighton	81 83					46	H	St. John's (NY)	67 64	
				148	H	Xavier	74 69					141	H	Creighton	79 72	
				186	H	Butler	76 69					263	H	Providence	105 75	
				50	A	Villanova	60 81					186	A	Butler	80 64	
				95	A	Georgetown	72 75					148	A	Xavier	66 71	

Non-Div I Games:

Marquette

Average RPI Win:	232	WON-LOST	WINNING	LAST 10	STRENGTH OF	OPP. STRENGTH	TEAM	ADJ.	CONF.	ADJ CONF.
Average RPI Loss:	101	RECORD	PCT. RANK	GAMES	SCHEDULE	OF SCHEDULE	RPI	RPI	RPI	RPI
DIV. I ONLY	14- 9	106	5- 5	223	176	155	155	12	12	
DIV. I NON-CONF.	8- 1	23	0- 0	331	343	139	139	10	10	
TOTALS	RPI 1-25	RPI 26-50	W-L RECORDS	RPI 51-100	RPI 101-150	RPI 150+				
14- 9	1- 0	0- 3	OVERALL	0- 3	3- 1	10- 2				
10- 3	1- 0	0- 1	HOME	0- 1	1- 0	8- 1				
4- 5	0- 0	0- 1	AWAY	0- 2	2- 1	2- 1				
0- 1	0- 0	0- 1	NEUTRAL	0- 0	0- 0	0- 0				
8- 1	0- 0	0- 1	NON-CONFERENCE	0- 0	1- 0	7- 0				
6- 0	0- 0	0- 0	HOME	0- 0	0- 0	6- 0				
2- 0	0- 0	0- 0	AWAY	0- 0	1- 0	1- 0				
0- 1	0- 0	0- 1	NEUTRAL	0- 0	0- 0	0- 0				
6- 8	1- 0	0- 2	CONFERENCE	0- 3	2- 1	3- 2				
4- 3	1- 0	0- 1	HOME	0- 1	1- 0	2- 1				
2- 5	0- 0	0- 1	AWAY	0- 2	1- 1	1- 1				
0- 0	0- 0	0- 0	NEUTRAL	0- 0	0- 0	0- 0				

RPI 1-25				RPI 26-50				RPI 51-100				RPI 101+ Team's RPI: 155			
RPI	S	Opponent	Score	RPI	S	Opponent	Score	RPI	S	Opponent	Score	RPI	S	Opponent	Score
24	H	UTEP	79 64	33	N	West Virginia	60 66	68	A	Middle Tenn.	54 65	135	A	Southern Ill.	61 55
				49	A	Western Ky.	52 81	79	A	Charlotte	77 87	143	A	Old Dominion	55 77
				49	H	Western Ky.	76 80	79	H	Charlotte	61 64	143	H	Old Dominion	80 62
												146	A	UAB	64 61
												175	H	Cornell	73 47
												188	A	Fla. Atlantic	73 84
												222	H	Rhode Island	72 62
												223	H	Rice	81 52
												224	H	North Texas	63 71
												261	H	Saint Francis (PA)	81 73
												264	H	UTSA	80 76
												302	A	FIU	65 58
												313	A	Morehead St.	104 101
												345	H	NJIT	63 50
												346	H	Alabama A&M	81 45
												347	H	Norfolk St.	81 67
LAST 12 Division I GAMES:															
143	A	Old Dominion	55 77	68	A	Middle Tenn.	54 65								
79	A	Charlotte	77 87	143	H	Old Dominion	80 62								
49	H	Western Ky.	76 80	79	H	Charlotte	61 64								
264	H	UTSA	80 76	223	H	Rice	81 52								
24	H	UTEP	79 64	224	H	North Texas	63 71								
146	A	UAB	64 61	302	A	FIU	65 58								

Non-Div I Games: Brescia 92 40 West Va. Tech 83 39

Marshall

Loss, Non-Conf, S Site, H Home A Away N Neutral

Maryland

Through Games Of Feb. 24, 2016

Average RPI Win:	130	WON-LOST	WINNING	LAST 10	STRENGTH OF	OPP. STRENGTH	TEAM	ADJ.	CONF.	ADJ CONF.
Average RPI Loss:	5	RECORD	PCT. RANK	GAMES	SCHEDULE	OF SCHEDULE	RPI	RPI	RPI	RPI
DIV. I ONLY	25- 3	9	9- 1	54	37	11	11	5	5	
DIV. I NON-CONF.	11- 1	16	0- 0	108	158	24	24	4	4	
TOTALS	RPI 1-25	RPI 26-50	W-L RECORDS	RPI 51-100	RPI 101-150	RPI 150+				
25- 3	2- 3	1- 0	OVERALL	8- 0	5- 0	9- 0				
13- 1	2- 1	1- 0	HOME	3- 0	1- 0	6- 0				
9- 1	0- 1	0- 0	AWAY	4- 0	2- 0	3- 0				
3- 1	0- 1	0- 0	NEUTRAL	1- 0	2- 0	0- 0				
11- 1	1- 1	0- 0	NON-CONFERENCE	1- 0	2- 0	7- 0				
7- 0	1- 0	0- 0	HOME	0- 0	0- 0	6- 0				
1- 0	0- 0	0- 0	AWAY	0- 0	0- 0	1- 0				
3- 1	0- 1	0- 0	NEUTRAL	1- 0	2- 0	0- 0				
14- 2	1- 2	1- 0	CONFERENCE	7- 0	3- 0	2- 0				
6- 1	1- 1	1- 0	HOME	3- 0	1- 0	0- 0				
8- 1	0- 1	0- 0	AWAY	4- 0	2- 0	2- 0				
0- 0	0- 0	0- 0	NEUTRAL	0- 0	0- 0	0- 0				

RPI	S	Opponent	Score	RPI	S	Opponent	Score	RPI	S	Opponent	Score	RPI	S	Opponent	Score
4	N	UConn	73 83	38	H	Indiana	86 63	53	A	Rutgers	73 59	114	A	Northwestern	79 70
5	A	Ohio St.	86 94					57	A	Purdue	87 67	114	H	Northwestern	80 62
5	H	Ohio St.	71 80					57	H	Purdue	73 59	120	N	Pittsburgh	70 49
16	H	Syracuse	82 64					59	A	Iowa	76 56	126	A	Penn St.	89 53
25	H	Michigan St.	85 76					62	A	Michigan	74 67	143	N	Old Dominion	95 49
								62	H	Michigan	76 56	153	A	Illinois	79 63
								63	N	South Dakota St.	62 55	158	H	Detroit	97 41
								88	H	Nebraska	89 50	166	H	Southern U.	94 61
												182	A	Wisconsin	90 65
												245	H	Loyola Maryland	97 47
												254	H	High Point	105 50
												282	A	UMES	106 30
												285	H	Central Conn. St.	86 43
												323	H	UMass Lowell	102 53
LAST 12 Division I GAMES:															
53	A	Rutgers	73 59	57	A	Purdue	87 67								
62	H	Michigan	76 56	38	H	Indiana	86 63								
114	A	Northwestern	79 70	126	A	Penn St.	89 53								
57	H	Purdue	73 59	182	A	Wisconsin	90 65								
5	A	Ohio St.	86 94	114	H	Northwestern	80 62								
25	H	Michigan St.	85 76	62	A	Michigan	74 67								

Non-Div I Games:

Maryland

Loss, Non-Conf, S Site, H Home A Away N Neutral

Massachusetts

Through Games Of Feb. 24, 2016

Average RPI Win:	196	WON-LOST	WINNING	LAST 10	STRENGTH OF	OPP. STRENGTH	TEAM	ADJ.	CONF.	ADJ CONF.
Average RPI Loss:	129	RECORD	PCT. RANK	GAMES	SCHEDULE	OF SCHEDULE	RPI	RPI	RPI	RPI
DIV. I ONLY	10- 17	252	4- 5	153	111	209	209	7	7	
DIV. I NON-CONF.	6- 6	160	0- 1	270	171	203	203	8	8	
TOTALS	RPI 1-25	RPI 26-50	W-L RECORDS	RPI 51-100	RPI 101-150	RPI 150+				
10- 17	0- 1	1- 2	OVERALL	2- 5	0- 2	7- 7				
6- 6	0- 0	1- 0	HOME	2- 1	0- 2	3- 3				
4- 10	0- 1	0- 2	AWAY	0- 3	0- 0	4- 4				
0- 1	0- 0	0- 0	NEUTRAL	0- 1	0- 0	0- 0				
6- 6	0- 0	0- 0	NON-CONFERENCE	1- 3	0- 1	5- 2				
4- 1	0- 0	0- 0	HOME	1- 0	0- 1	3- 0				
2- 4	0- 0	0- 0	AWAY	0- 2	0- 0	2- 2				
0- 1	0- 0	0- 0	NEUTRAL	0- 1	0- 0	0- 0				
4- 11	0- 1	1- 2	CONFERENCE	1- 2	0- 1	2- 5				
2- 5	0- 0	1- 0	HOME	1- 1	0- 1	0- 3				
2- 6	0- 1	0- 2	AWAY	0- 1	0- 0	2- 2				
0- 0	0- 0	0- 0	NEUTRAL	0- 0	0- 0	0- 0				

RPI	S	Opponent	Score	RPI	S	Opponent	Score	RPI	S	Opponent	Score	RPI	S	Opponent	Score	Team's RPI: 209
21	A	Duquesne	64 73	41	A	George Washington	50 67	52	A	Duke	46 70	102	H	Saint Joseph's	58 62	
				44	A	St. Bonaventure	41 66	55	A	Saint Louis	49 69	138	H	Buffalo	48 56	
				44	H	St. Bonaventure	69 60	71	H	Dayton	76 69	164	H	Fordham	55 60	
								73	N	Ball St.	54 81	173	A	Davidson	66 62	
								74	H	Hofstra	57 56	177	A	Colorado	63 90	
								82	H	VCU	66 74	183	A	George Mason	59 64	
								100	A	Harvard	65 67	184	H	Richmond	68 74	
												217	H	Hartford	63 57	
												222	A	Rhode Island	71 64	
												222	H	Rhode Island	79 80	
												246	A	Bryant	86 69	
												250	A	Holy Cross	74 60	
												268	A	La Salle	57 66	
												285	A	Central Conn. St.	68 78	
												323	H	UMass Lowell	84 58	
												344	H	Boston U.	73 56	
LAST 12 Division I GAMES:																
		73 N Ball St.	54 81			164 H Fordham	55 60									
		222 A Rhode Island	71 64			21 A Duquesne	64 73									
		173 A Davidson	66 62			183 A George Mason	59 64									
		71 H Dayton	76 69			222 H Rhode Island	79 80									
		44 H St. Bonaventure	69 60			41 A George Washington	50 67									
		268 A La Salle	57 66			184 H Richmond	68 74									

Non-Div I Games:

Massachusetts

Loss, Non-Conf, S Site, H Home A Away N Neutral

Average RPI Win:	256	WON-LOST	WINNING	LAST 10	STRENGTH OF	OPP. STRENGTH	TEAM	ADJ.	CONF.	ADJ CONF.
Average RPI Loss:	147	RECORD	PCT. RANK	GAMES	SCHEDULE	OF SCHEDULE	RPI	RPI	RPI	RPI
DIV. I ONLY	15- 10	113	7- 3	287	203	157	157	28	28	
DIV. I NON-CONF.	5- 4	138	0- 0	132	62	90	90	26	26	
TOTALS	RPI 1-25	RPI 26-50	W-L RECORDS	RPI 51-100	RPI 101-150	RPI 150+				
15- 10	0- 1	0- 0	OVERALL	0- 3	2- 2	13- 4				
8- 2	0- 0	0- 0	HOME	0- 0	1- 1	7- 1				
6- 8	0- 1	0- 0	AWAY	0- 3	1- 1	5- 3				
1- 0	0- 0	0- 0	NEUTRAL	0- 0	0- 0	1- 0				
5- 4	0- 1	0- 0	NON-CONFERENCE	0- 2	1- 0	4- 1				
2- 0	0- 0	0- 0	HOME	0- 0	0- 0	2- 0				
2- 4	0- 1	0- 0	AWAY	0- 2	1- 0	1- 1				
1- 0	0- 0	0- 0	NEUTRAL	0- 0	0- 0	1- 0				
10- 6	0- 0	0- 0	CONFERENCE	0- 1	1- 2	9- 3				
6- 2	0- 0	0- 0	HOME	0- 0	1- 1	5- 1				
4- 4	0- 0	0- 0	AWAY	0- 1	0- 1	4- 2				
0- 0	0- 0	0- 0	NEUTRAL	0- 0	0- 0	0- 0				

RPI 1-25				RPI 26-50				RPI 51-100				RPI 101+ Team's RPI: 157			
RPI	S	Opponent	Score	RPI	S	Opponent	Score	RPI	S	Opponent	Score	RPI	S	Opponent	Score
3	A	Baylor	46 105					51	A	Chattanooga	53 68	110	H	Central Ark.	56 70
								66	A	Abilene Christian	62 79	128	A	Northwestern St.	64 85
								84	A	Tulane	55 74	128	H	Northwestern St.	78 74
												149	A	UT Arlington	63 57
												168	A	Ole Miss	56 96
												171	A	Louisiana Tech	74 71
												211	A	Stephen F. Austin	55 80
												223	H	Rice	61 53
												228	N	Dartmouth	78 56
												231	H	Sam Houston St.	82 79
												244	A	Houston Baptist	71 64
												287	A	Lamar	76 69
												287	H	Lamar	92 84
												289	H	La.-Monroe	72 62
												307	A	Southeastern La.	83 74
												307	H	Southeastern La.	96 79
												312	H	A&M-Corpus Christi	72 51
												319	A	Nicholls St.	81 85
												332	H	Incarinate Word	55 68
												336	A	New Orleans	77 74
												336	H	New Orleans	92 63
LAST 12 Division I GAMES:															
287	A	Lamar	76 69	336	H	New Orleans	92 63								
287	H	Lamar	92 84	336	A	New Orleans	77 74								
110	H	Central Ark.	56 70	307	H	Southeastern La.	96 79								
128	A	Northwestern St.	64 85	128	H	Northwestern St.	78 74								
307	A	Southeastern La.	83 74	332	H	Incarinate Word	55 68								
319	A	Nicholls St.	81 85	231	H	Sam Houston St.	82 79								

Non-Div I Games: Southern-N.O. 97 61 Louisiana Col. 73 59 Loyola (LA) 70 69

McNeese St.

Loss, Non-Conf, S Site, H Home A Away N Neutral

Average RPI Win:	179	WON-LOST	WINNING	LAST 10	STRENGTH OF	OPP. STRENGTH	TEAM	ADJ.	CONF.	ADJ CONF.
Average RPI Loss:	88	RECORD	PCT. RANK	GAMES	SCHEDULE	OF SCHEDULE	RPI	RPI	RPI	RPI
DIV. I ONLY	16- 11	120	7- 3	112	74	103	103	9	9	
DIV. I NON-CONF.	6- 5	146	0- 0	153	79	152	152	7	7	
TOTALS	RPI 1-25	RPI 26-50	W-L RECORDS	RPI 51-100	RPI 101-150	RPI 150+				
16- 11	0- 2	1- 2	OVERALL	4- 3	1- 1	10- 3				
11- 4	0- 1	1- 1	HOME	3- 1	1- 0	6- 1				
5- 7	0- 1	0- 1	AWAY	1- 2	0- 1	4- 2				
0- 0	0- 0	0- 0	NEUTRAL	0- 0	0- 0	0- 0				
6- 5	0- 0	0- 1	NON-CONFERENCE	2- 2	1- 1	3- 1				
5- 2	0- 0	0- 1	HOME	1- 1	1- 0	3- 0				
1- 3	0- 0	0- 0	AWAY	1- 1	0- 1	0- 1				
0- 0	0- 0	0- 0	NEUTRAL	0- 0	0- 0	0- 0				
10- 6	0- 2	1- 1	CONFERENCE	2- 1	0- 0	7- 2				
6- 2	0- 1	1- 0	HOME	2- 0	0- 0	3- 1				
4- 4	0- 1	0- 1	AWAY	0- 1	0- 0	4- 1				
0- 0	0- 0	0- 0	NEUTRAL	0- 0	0- 0	0- 0				

RPI	S	Opponent	Score	RPI	S	Opponent	Score	RPI	S	Opponent	Score	RPI	S	Opponent	Score	Team's RPI: 103
4	A	UConn	40 83	36	A	South Fla.	82 97	55	H	Saint Louis	57 63	127	A	Little Rock	53 61	
4	H	UConn	46 86	36	H	South Fla.	88 87	61	A	Temple	58 82	135	H	Southern Ill.	61 58	
				41	H	George Washington	62 68	61	H	Temple	100 97	153	H	Illinois	81 75	
								70	A	Minnesota	60 70	159	A	East Carolina	79 78	
								75	A	Central Mich.	64 61	160	A	SMU	49 58	
								84	H	Tulane	83 67	192	A	Tulsa	69 58	
								95	H	Georgetown	57 53	192	H	Tulsa	59 65	
												210	A	Cincinnati	64 47	
												210	H	Cincinnati	54 51	
												214	A	Kansas	63 72	
												270	A	UCF	69 52	
												270	H	UCF	75 59	
												283	H	Houston	74 57	
												289	H	Jacksonville St.	70 55	
												337	H	Eastern Ill.	80 49	
LAST 12 Division I GAMES:																
36	A	South Fla.	82 97	270	H	UCF	75 59									
61	H	Temple	100 97	192	A	Tulsa	69 58									
159	A	East Carolina	79 78	36	H	South Fla.	88 87									
270	A	UCF	69 52	160	A	SMU	49 58									
210	H	Cincinnati	54 51	4	H	UConn	46 86									
4	A	UConn	40 83	192	H	Tulsa	59 65									

Non-Div I Games:

Memphis

■ Loss,
 ■ Non-Conf,
 ■ S Site,
 ■ H Home
 ■ A Away
 N Neutral

Average RPI Win:	250	WON-LOST	WINNING	LAST 10	STRENGTH OF	OPP. STRENGTH	TEAM	ADJ.	CONF.	ADJ CONF.
Average RPI Loss:	74	RECORD	PCT. RANK	GAMES	SCHEDULE	OF SCHEDULE	RPI	RPI	RPI	RPI
DIV. I ONLY	18- 7	63	8- 2	231	211	111	111	17	17	
DIV. I NON-CONF.	8- 5	120	0- 0	225	277	154	154	15	15	
TOTALS	RPI 1-25	RPI 26-50	W-L RECORDS	RPI 51-100	RPI 101-150	RPI 150+				
18- 7	0- 2	0- 0	OVERALL	1- 3	2- 1	15- 1				
8- 3	0- 0	0- 0	HOME	1- 1	1- 1	6- 1				
9- 3	0- 2	0- 0	AWAY	0- 1	1- 0	8- 0				
1- 1	0- 0	0- 0	NEUTRAL	0- 1	0- 0	1- 0				
8- 5	0- 2	0- 0	NON-CONFERENCE	0- 2	0- 1	8- 0				
4- 2	0- 0	0- 0	HOME	0- 1	0- 1	4- 0				
3- 2	0- 2	0- 0	AWAY	0- 0	0- 0	3- 0				
1- 1	0- 0	0- 0	NEUTRAL	0- 1	0- 0	1- 0				
10- 2	0- 0	0- 0	CONFERENCE	1- 1	2- 0	7- 1				
4- 1	0- 0	0- 0	HOME	1- 0	1- 0	2- 1				
6- 1	0- 0	0- 0	AWAY	0- 1	1- 0	5- 0				
0- 0	0- 0	0- 0	NEUTRAL	0- 0	0- 0	0- 0				

RPI 1-25				RPI 26-50				RPI 51-100				RPI 101+ Team's RPI: 111			
RPI	S	Opponent	Score	RPI	S	Opponent	Score	RPI	S	Opponent	Score	RPI	S	Opponent	Score
17	A	Florida St.	36 79					51	A	Chattanooga	45 67	109	A	Samford	63 60
18	A	Georgia	44 57					51	H	Chattanooga	67 44	109	H	Samford	63 61
								55	H	Saint Louis	60 68	135	H	Southern Ill.	52 55
								79	N	Charlotte	62 72	162	A	ETSU	61 45
												162	H	ETSU	53 55
												227	A	Furman	61 50
												230	H	Col. of Charleston	66 58
												273	A	Tennessee Tech	63 47
												280	H	Ga. Southern	62 50
												289	H	Jacksonville St.	46 39
												291	A	Florida A&M	54 50
												295	A	Kennesaw St.	72 61
												300	A	UNCG	86 78
												300	H	UNCG	81 47
												304	A	Wofford	70 61
												310	A	Western Caro.	92 88
												310	H	Western Caro.	63 42
												326	H	North Florida	68 54
												335	N	Howard	70 53
LAST 12 Division I GAMES:															
51	A	Chattanooga	45 67	304	A	Wofford	70 61								
162	A	ETSU	61 45	162	H	ETSU	53 55								
109	H	Samford	63 61	51	H	Chattanooga	67 44								
300	H	UNCG	81 47	109	A	Samford	63 60								
310	H	Western Caro.	63 42	310	A	Western Caro.	92 88								
227	A	Furman	61 50	300	A	UNCG	86 78								

Non-Div I Games: Faulkner 86 33 Coastal Ga. 87 48

Mercer

Loss, Non-Conf, S Site, H Home A Away N Neutral

Average RPI Win:	155	WON-LOST	WINNING	LAST 10	STRENGTH OF	OPP. STRENGTH	TEAM	ADJ.	CONF.	ADJ CONF.
Average RPI Loss:	26	RECORD	PCT. RANK	GAMES	SCHEDULE	OF SCHEDULE	RPI	RPI	RPI	RPI
DIV. I ONLY	22- 5	25	7- 3	73	56	26	26	4	4	
DIV. I NON-CONF.	12- 1	9	0- 0	178	139	42	42	5	5	
TOTALS	RPI 1-25	RPI 26-50	W-L RECORDS	RPI 51-100	RPI 101-150	RPI 150+				
22- 5	0- 4	2- 0	OVERALL	3- 1	8- 0	9- 0				
13- 2	0- 2	1- 0	HOME	1- 0	4- 0	7- 0				
8- 2	0- 1	0- 0	AWAY	2- 1	4- 0	2- 0				
1- 1	0- 1	1- 0	NEUTRAL	0- 0	0- 0	0- 0				
12- 1	0- 1	1- 0	NON-CONFERENCE	1- 0	2- 0	8- 0				
8- 0	0- 0	0- 0	HOME	0- 0	1- 0	7- 0				
3- 0	0- 0	0- 0	AWAY	1- 0	1- 0	1- 0				
1- 1	0- 1	1- 0	NEUTRAL	0- 0	0- 0	0- 0				
10- 4	0- 3	1- 0	CONFERENCE	2- 1	6- 0	1- 0				
5- 2	0- 2	1- 0	HOME	1- 0	3- 0	0- 0				
5- 2	0- 1	0- 0	AWAY	1- 1	3- 0	1- 0				
0- 0	0- 0	0- 0	NEUTRAL	0- 0	0- 0	0- 0				

RPI 1-25				RPI 26-50				Team's RPI: 26				RPI 51-100				RPI 101+			
RPI	S	Opponent	Score	RPI	S	Opponent	Score	RPI	S	Opponent	Score	RPI	S	Opponent	Score	RPI	S	Opponent	Score
1	A	Notre Dame	69 90	38	N	Indiana	89 75	52	H	Duke	61 53	101	H	Wright St.	80 67				
3	N	Baylor	81 88	45	H	North Carolina St.	73 44	77	A	Georgia Tech	58 55	113	H	Wake Forest	71 60				
16	H	Syracuse	51 57					79	A	Charlotte	77 70	117	A	Virginia Tech	57 45				
17	H	Florida St.	58 69					94	A	Virginia	56 76	117	H	Virginia Tech	67 56				
												119	A	Boston College	67 62				
												120	H	Pittsburgh	79 55				
												124	A	North Carolina	76 61				
												143	A	Old Dominion	61 35				
												153	H	Illinois	73 64				
												174	H	Milwaukee	77 38				
												180	A	Loyola Chicago	77 50				
												251	A	Clemson	83 49				
												255	H	Bethune-Cookman	55 47				
												256	H	Coppin St.	78 59				
												268	H	La Salle	86 58				
												302	H	FIU	83 55				
												323	H	UMass Lowell	84 53				
LAST 12 Division I GAMES:																			
117	H	Virginia Tech	67 56	117	A	Virginia Tech	57 45												
1	A	Notre Dame	69 90	17	H	Florida St.	58 69												
77	A	Georgia Tech	58 55	124	A	North Carolina	76 61												
52	H	Duke	61 53	113	H	Wake Forest	71 60												
119	A	Boston College	67 62	251	A	Clemson	83 49												
16	H	Syracuse	51 57	120	H	Pittsburgh	79 55												

Non-Div I Games:

Miami (FL)

■ Loss,
 ■ Non-Conf, S Site,
 ■ Home
 ■ Away
 N Neutral

Average RPI Win:	265	WON-LOST	WINNING	LAST 10	STRENGTH OF	OPP. STRENGTH	TEAM	ADJ.	CONF.	ADJ CONF.
Average RPI Loss:	127	RECORD	PCT. RANK	GAMES	SCHEDULE	OF SCHEDULE	RPI	RPI	RPI	RPI
DIV. I ONLY	9- 17	261	2- 8	205	163	267	267	11	11	
DIV. I NON-CONF.	6- 5	146	0- 0	305	232	236	236	13	13	
TOTALS	RPI 1-25	RPI 26-50	W-L RECORDS	RPI 51-100	RPI 101-150	RPI 150+				
9- 17	0- 0	0- 1	OVERALL	0- 6	1- 6	8- 4				
7- 7	0- 0	0- 0	HOME	0- 2	1- 3	6- 2				
1- 10	0- 0	0- 1	AWAY	0- 4	0- 3	1- 2				
1- 0	0- 0	0- 0	NEUTRAL	0- 0	0- 0	1- 0				
6- 5	0- 0	0- 0	NON-CONFERENCE	0- 2	0- 1	6- 2				
4- 2	0- 0	0- 0	HOME	0- 0	0- 1	4- 1				
1- 3	0- 0	0- 0	AWAY	0- 2	0- 0	1- 1				
1- 0	0- 0	0- 0	NEUTRAL	0- 0	0- 0	1- 0				
3- 12	0- 0	0- 1	CONFERENCE	0- 4	1- 5	2- 2				
3- 5	0- 0	0- 0	HOME	0- 2	1- 2	2- 1				
0- 7	0- 0	0- 1	AWAY	0- 2	0- 3	0- 1				
0- 0	0- 0	0- 0	NEUTRAL	0- 0	0- 0	0- 0				

RPI 1-25				RPI 26-50				RPI 51-100				RPI 101+				Team's RPI: 267	
RPI	S	Opponent	Score	RPI	S	Opponent	Score	RPI	S	Opponent	Score	RPI	S	Opponent	Score		
				35	A	Ohio	44 72	62	A	Michigan	55 97	108	H	Toledo	50 55		
								73	A	Ball St.	41 66	123	A	Akron	65 77		
								75	A	Central Mich.	54 77	123	H	Akron	62 65		
								75	H	Central Mich.	58 72	133	A	Western Mich.	66 80		
								85	H	Eastern Mich.	46 70	138	A	Buffalo	39 58		
								91	A	UT Martin	47 74	138	H	Buffalo	69 58		
												139	H	Northern Ky.	57 71		
												188	A	Fla. Atlantic	65 68		
												194	H	Eastern Ky.	72 77		
												204	H	Oakland	65 54		
												239	A	Valparaiso	75 72		
												249	A	Northern Ill.	73 92		
												249	H	Northern Ill.	66 60		
												260	H	Bowling Green	58 64		
												271	H	Austin Peay	75 60		
												313	H	Morehead St.	59 57		
												318	H	Kent St.	55 52		
												324	N	LIU Brooklyn	68 49		
												328	H	Evansville	91 85		
LAST 12 Division I GAMES:																	
				123	H	Akron	62 65	318	H	Kent St.	55 52						
				138	A	Buffalo	39 58	75	A	Central Mich.	54 77						
				35	A	Ohio	44 72	138	H	Buffalo	69 58						
				85	H	Eastern Mich.	46 70	75	H	Central Mich.	58 72						
				249	A	Northern Ill.	73 92	133	A	Western Mich.	66 80						
				123	A	Akron	65 77	108	H	Toledo	50 55						

Non-Div I Games:

Miami (OH)

■ Loss,
 ■ Non-Conf,
 ■ S Site,
 ■ H Home
 ■ A Away
 N Neutral

Michigan

Through Games Of Feb. 24, 2016

Average RPI Win:	144	WON-LOST	WINNING	LAST 10	STRENGTH OF	OPP. STRENGTH	TEAM	ADJ.	CONF.	ADJ CONF.
Average RPI Loss:	39	RECORD	PCT. RANK	GAMES	SCHEDULE	OF SCHEDULE	RPI	RPI	RPI	RPI
DIV. I ONLY	17- 11	109	6- 4	31	38	62	62	5	5	
DIV. I NON-CONF.	8- 3	77	0- 0	91	128	70	70	4	4	
TOTALS	RPI 1-25	RPI 26-50	W-L RECORDS	RPI 51-100	RPI 101-150	RPI 150+				
17- 11	0- 5	0- 2	OVERALL	4- 4	6- 0	7- 0				
12- 5	0- 3	0- 0	HOME	2- 2	4- 0	6- 0				
5- 6	0- 2	0- 2	AWAY	2- 2	2- 0	1- 0				
0- 0	0- 0	0- 0	NEUTRAL	0- 0	0- 0	0- 0				
8- 3	0- 1	0- 1	NON-CONFERENCE	0- 1	3- 0	5- 0				
7- 1	0- 1	0- 0	HOME	0- 0	3- 0	4- 0				
1- 2	0- 0	0- 1	AWAY	0- 1	0- 0	1- 0				
0- 0	0- 0	0- 0	NEUTRAL	0- 0	0- 0	0- 0				
9- 8	0- 4	0- 1	CONFERENCE	4- 3	3- 0	2- 0				
5- 4	0- 2	0- 0	HOME	2- 2	1- 0	2- 0				
4- 4	0- 2	0- 1	AWAY	2- 1	2- 0	0- 0				
0- 0	0- 0	0- 0	NEUTRAL	0- 0	0- 0	0- 0				

RPI 1-25				RPI 26-50				RPI 51-100				Team's RPI: 62	RPI 101+			
RPI	S	Opponent	Score	RPI	S	Opponent	Score	RPI	S	Opponent	Score		RPI	S	Opponent	Score
5	H	Ohio St.	93 97	37	A	Princeton	57 74	57	A	Purdue	68 61		114	A	Northwestern	70 65
9	H	UCLA	77 86	38	A	Indiana	69 77	57	H	Purdue	63 65		120	H	Pittsburgh	82 45
11	A	Maryland	56 76					59	A	Iowa	69 85		126	A	Penn St.	91 87
11	H	Maryland	67 74					59	H	Iowa	82 75		126	H	Penn St.	78 73
25	A	Michigan St.	64 85					70	A	Minnesota	93 86		147	H	Oral Roberts	61 44
								70	H	Minnesota	92 76		148	H	Xavier	92 54
								85	A	Eastern Mich.	63 64		153	H	Illinois	96 83
								88	H	Nebraska	81 93		158	A	Detroit	88 61
													182	H	Wisconsin	82 65
													203	H	USC Upstate	119 61
													217	H	Hartford	83 47
													235	H	Binghamton	90 62
													267	H	Miami (OH)	97 55
LAST 12 Division I GAMES:																
114	A	Northwestern	70 65	25	A	Michigan St.	64 85	70	H	Minnesota	92 76					
126	H	Penn St.	78 73					59	A	Iowa	69 85					
11	A	Maryland	56 76					88	H	Nebraska	81 93					
57	A	Purdue	68 61					5	H	Ohio St.	93 97					
182	H	Wisconsin	82 65					126	A	Penn St.	91 87					
153	H	Illinois	96 83													

Non-Div I Games:

Michigan

■ Loss,
 ■ Non-Conf,
 ■ S Site,
 ■ H Home
 ■ A Away
 N Neutral

Average RPI Win:	126	WON-LOST	WINNING	LAST 10	STRENGTH OF	OPP. STRENGTH	TEAM	ADJ.	CONF.	ADJ CONF.
Average RPI Loss:	41	RECORD	PCT. RANK	GAMES	SCHEDULE	OF SCHEDULE	RPI	RPI	RPI	RPI
DIV. I ONLY	21- 7	47	6- 3	65	17	25	25	5	5	
DIV. I NON-CONF.	9- 2	37	0- 0	56	68	30	30	4	4	
TOTALS	RPI 1-25	RPI 26-50	W-L RECORDS	RPI 51-100	RPI 101-150	RPI 150+				
21- 7	1- 4	0- 1	OVERALL	7- 1	3- 1	10- 0				
12- 2	1- 1	0- 0	HOME	5- 0	2- 1	4- 0				
8- 4	0- 2	0- 1	AWAY	2- 1	1- 0	5- 0				
1- 1	0- 1	0- 0	NEUTRAL	0- 0	0- 0	1- 0				
9- 2	1- 2	0- 0	NON-CONFERENCE	0- 0	1- 0	7- 0				
5- 1	1- 1	0- 0	HOME	0- 0	1- 0	3- 0				
3- 0	0- 0	0- 0	AWAY	0- 0	0- 0	3- 0				
1- 1	0- 1	0- 0	NEUTRAL	0- 0	0- 0	1- 0				
12- 5	0- 2	0- 1	CONFERENCE	7- 1	2- 1	3- 0				
7- 1	0- 0	0- 0	HOME	5- 0	1- 1	1- 0				
5- 4	0- 2	0- 1	AWAY	2- 1	1- 0	2- 0				
0- 0	0- 0	0- 0	NEUTRAL	0- 0	0- 0	0- 0				

RPI 1-25				RPI 26-50				RPI 51-100				RPI 101+			
RPI	S	Opponent	Score	RPI	S	Opponent	Score	RPI	S	Opponent	Score	RPI	S	Opponent	Score
3	N	Baylor	76 84	38	A	Indiana	65 81	53	A	Rutgers	70 67	114	H	Northwestern	74 51
5	A	Ohio St.	80 85					53	H	Rutgers	59 48	126	A	Penn St.	71 55
11	A	Maryland	76 85					57	H	Purdue	68 56	126	H	Penn St.	61 65
15	H	Louisville	78 85					59	A	Iowa	74 69	133	H	Western Mich.	78 40
18	H	Georgia	66 45					59	H	Iowa	80 73	153	A	Illinois	71 43
								62	H	Michigan	85 64	158	H	Detroit	81 42
								70	H	Minnesota	114 106	161	A	Northeastern	77 51
								88	A	Nebraska	66 73	173	A	Davidson	73 44
												180	H	Loyola Chicago	76 47
												182	A	Wisconsin	77 54
												182	H	Wisconsin	77 67
												204	A	Oakland	82 62
												210	N	Cincinnati	103 63
												234	H	Idaho St.	79 60
LAST 12 Division I GAMES:															
		11	A	Maryland	76 85			59	A	Iowa	74 69				
		153	A	Illinois	71 43			62	H	Michigan	85 64				
		70	H	Minnesota	114 106			182	A	Wisconsin	77 54				
		53	A	Rutgers	70 67			57	H	Purdue	68 56				
		88	A	Nebraska	66 73			53	H	Rutgers	59 48				
		126	H	Penn St.	61 65			59	H	Iowa	80 73				

Non-Div I Games:

Michigan St.

Average RPI Win:	187	WON-LOST	WINNING	LAST 10	STRENGTH OF	OPP. STRENGTH	TEAM	ADJ.	CONF.	ADJ CONF.
Average RPI Loss:	77	RECORD	PCT. RANK	GAMES	SCHEDULE	OF SCHEDULE	RPI	RPI	RPI	RPI
DIV. I ONLY	18- 7	63	9- 1	119	103	68	68	12	12	
DIV. I NON-CONF.	6- 5	146	0- 0	123	87	124	124	10	10	
TOTALS	RPI 1-25	RPI 26-50	W-L RECORDS	RPI 51-100	RPI 101-150	RPI 150+				
18- 7	0- 2	1- 1	OVERALL	2- 2	3- 1	12- 1				
9- 3	0- 1	1- 0	HOME	2- 1	1- 1	5- 0				
9- 3	0- 0	0- 1	AWAY	0- 0	2- 0	7- 0				
0- 1	0- 0	0- 0	NEUTRAL	0- 0	0- 0	0- 1				
6- 5	0- 1	0- 1	NON-CONFERENCE	1- 2	1- 0	4- 1				
3- 2	0- 1	0- 0	HOME	1- 1	0- 0	2- 0				
3- 2	0- 0	0- 1	AWAY	0- 1	1- 0	2- 0				
0- 1	0- 0	0- 0	NEUTRAL	0- 0	0- 0	0- 1				
12- 2	0- 1	1- 0	CONFERENCE	1- 0	2- 1	8- 0				
6- 1	0- 0	1- 0	HOME	1- 0	1- 1	3- 0				
6- 1	0- 1	0- 0	AWAY	0- 0	1- 0	5- 0				
0- 0	0- 0	0- 0	NEUTRAL	0- 0	0- 0	0- 0				

RPI 1-25				RPI 26-50				RPI 51-100 Team's RPI: 68				RPI 101+			
RPI	S	Opponent	Score	RPI	S	Opponent	Score	RPI	S	Opponent	Score	RPI	S	Opponent	Score
14	H	Kentucky	52 68	35	A	Ohio	49 72	75	A	Central Mich.	59 81	143	H	Old Dominion	58 61
24	A	UTEP	73 84	49	H	Western Ky.	83 75	79	H	Charlotte	72 67	146	A	UAB	77 72
								90	H	Missouri St.	70 54	146	H	UAB	68 40
								94	H	Virginia	66 70	148	A	Xavier	62 53
												151	H	Southern Miss.	74 44
												155	H	Marshall	65 54
												156	N	Alabama	46 64
												168	H	Ole Miss	84 75
												171	H	Louisiana Tech	68 57
												188	A	Fla. Atlantic	83 73
												223	A	Rice	61 60
												224	A	North Texas	76 52
												264	A	UTSA	74 63
												271	A	Austin Peay	86 55
												273	H	Tennessee Tech	69 53
												302	A	FIU	85 62
												325	A	Nevada	90 46
LAST 12 Division I GAMES:															
146	A	UAB	77 72	155	H	Marshall	65 54								
151	H	Southern Miss.	74 44	223	A	Rice	61 60								
171	H	Louisiana Tech	68 57	224	A	North Texas	76 52								
302	A	FIU	85 62	143	H	Old Dominion	58 61								
188	A	Fla. Atlantic	83 73	79	H	Charlotte	72 67								
49	H	Western Ky.	83 75	264	A	UTSA	74 63								

Non-Div I Games:

Middle Tenn.

■ Loss,
 ■ Non-Conf, S Site,
 ■ Home
 ■ Away
 N Neutral

Average RPI Win:	249	WON-LOST	WINNING	LAST 10	STRENGTH OF	OPP. STRENGTH	TEAM	ADJ.	CONF.	ADJ CONF.
Average RPI Loss:	119	RECORD	PCT. RANK	GAMES	SCHEDULE	OF SCHEDULE	RPI	RPI	RPI	RPI
DIV. I ONLY	15- 10	113	7- 3	289	142	174	174	14	14	
DIV. I NON-CONF.	6- 5	146	0- 0	344	160	268	268	16	16	
TOTALS	RPI 1-25	RPI 26-50	W-L RECORDS	RPI 51-100	RPI 101-150	RPI 150+				
15- 10	0- 0	0- 3	OVERALL	0- 1	2- 3	13- 3				
7- 5	0- 0	0- 1	HOME	0- 1	0- 1	7- 2				
7- 5	0- 0	0- 2	AWAY	0- 0	2- 2	5- 1				
1- 0	0- 0	0- 0	NEUTRAL	0- 0	0- 0	1- 0				
6- 5	0- 0	0- 1	NON-CONFERENCE	0- 1	0- 1	6- 2				
3- 2	0- 0	0- 0	HOME	0- 1	0- 0	3- 1				
2- 3	0- 0	0- 1	AWAY	0- 0	0- 1	2- 1				
1- 0	0- 0	0- 0	NEUTRAL	0- 0	0- 0	1- 0				
9- 5	0- 0	0- 2	CONFERENCE	0- 0	2- 2	7- 1				
4- 3	0- 0	0- 1	HOME	0- 0	0- 1	4- 1				
5- 2	0- 0	0- 1	AWAY	0- 0	2- 1	3- 0				
0- 0	0- 0	0- 0	NEUTRAL	0- 0	0- 0	0- 0				

RPI 1-25				RPI 26-50				RPI 51-100				RPI 101+ Team's RPI: 174			
RPI	S	Opponent	Score	RPI	S	Opponent	Score	RPI	S	Opponent	Score	RPI	S	Opponent	Score
				26	A	Miami (FL)	38 77	87	H	Marquette	81 101	101	A	Wright St.	82 60
				27	A	Green Bay	46 69					114	A	Northwestern	44 69
				27	H	Green Bay	42 63					131	A	Youngstown St.	67 69
												131	H	Youngstown St.	62 70
												139	A	Northern Ky.	86 60
												158	H	Detroit	79 89
												188	A	Fla. Atlantic	67 71
												204	H	Oakland	77 64
												219	A	Ill.-Chicago	62 56
												219	H	Ill.-Chicago	54 53
												239	A	Valparaiso	70 60
												239	H	Valparaiso	82 60
												249	H	Northern Ill.	73 58
												268	N	La Salle	69 53
												277	A	Cleveland St.	62 46
												277	H	Cleveland St.	59 58
												297	H	Denver	49 56
												303	H	UMKC	70 48
												317	H	IPFW	73 60
												337	A	Eastern Ill.	82 71
												340	A	Chicago St.	55 48
LAST 12 Division I GAMES:															
				219	A	Ill.-Chicago	62 56					158	H	Detroit	79 89
				239	A	Valparaiso	70 60					139	A	Northern Ky.	86 60
				131	H	Youngstown St.	62 70					101	A	Wright St.	82 60
				277	H	Cleveland St.	59 58					239	H	Valparaiso	82 60
				27	A	Green Bay	46 69					219	H	Ill.-Chicago	54 53
				204	H	Oakland	77 64					277	A	Cleveland St.	62 46

Non-Div I Games:

Milwaukee

■ Loss,
 ■ Non-Conf,
 ■ S Site,
 ■ H Home
 ■ A Away
 N Neutral

Average RPI Win:	155	WON-LOST	WINNING	LAST 10	STRENGTH OF	OPP. STRENGTH	TEAM	ADJ.	CONF.	ADJ CONF.
Average RPI Loss:	14	RECORD	PCT. RANK	GAMES	SCHEDULE	OF SCHEDULE	RPI	RPI	RPI	RPI
DIV. I ONLY	22- 6	31	6- 4	71	57	31	31	2	2	
DIV. I NON-CONF.	13- 1	8	0- 0	218	225	46	46	2	2	
TOTALS	RPI 1-25	RPI 26-50	W-L RECORDS	RPI 51-100	RPI 101-150	RPI 150+				
22- 6	2- 5	2- 1	OVERALL	2- 0	5- 0	11- 0				
13- 2	1- 2	1- 0	HOME	1- 0	2- 0	8- 0				
5- 4	1- 3	0- 1	AWAY	0- 0	2- 0	2- 0				
4- 0	0- 0	1- 0	NEUTRAL	1- 0	1- 0	1- 0				
13- 1	0- 1	1- 0	NON-CONFERENCE	1- 0	2- 0	9- 0				
8- 0	0- 0	0- 0	HOME	0- 0	1- 0	7- 0				
1- 1	0- 1	0- 0	AWAY	0- 0	0- 0	1- 0				
4- 0	0- 0	1- 0	NEUTRAL	1- 0	1- 0	1- 0				
9- 5	2- 4	1- 1	CONFERENCE	1- 0	3- 0	2- 0				
5- 2	1- 2	1- 0	HOME	1- 0	1- 0	1- 0				
4- 3	1- 2	0- 1	AWAY	0- 0	2- 0	1- 0				
0- 0	0- 0	0- 0	NEUTRAL	0- 0	0- 0	0- 0				

RPI 1-25				RPI 26-50				Team's RPI: 31	RPI 51-100				RPI 101+			
RPI	S	Opponent	Score	RPI	S	Opponent	Score		RPI	S	Opponent	Score	RPI	S	Opponent	Score
2	H	South Carolina	51 57	28	A	Missouri	54 66		56	H	Auburn	60 45	109	H	Samford	68 47
7	A	Texas	47 53	28	H	Missouri	52 42		67	N	FGCU	65 60	121	A	LSU	71 52
13	A	Texas A&M	58 64	36	N	South Fla.	68 58						132	A	Arkansas	65 55
14	H	Kentucky	60 83										132	H	Arkansas	80 55
18	A	Georgia	43 47										133	N	Western Mich.	90 68
19	A	Florida	76 70										151	H	Southern Miss.	78 65
23	H	Tennessee	65 63										160	N	SMU	72 70
													168	A	Ole Miss	60 51
													168	H	Ole Miss	79 51
													171	A	Louisiana Tech	93 63
													179	H	Grambling	107 43
													252	H	Tennessee St.	82 54
													293	H	Savannah St.	92 25
													307	H	Southeastern La.	81 41
													347	H	Norfolk St.	92 34
													348	H	Mississippi Val.	109 37
LAST 12 Division I GAMES:																
168	A	Ole Miss	60 51	23	H	Tennessee	65 63									
14	H	Kentucky	60 83	2	H	South Carolina	51 57									
13	A	Texas A&M	58 64	18	A	Georgia	43 47									
28	H	Missouri	52 42	168	H	Ole Miss	79 51									
121	A	LSU	71 52	28	A	Missouri	54 66									
132	A	Arkansas	65 55	132	H	Arkansas	80 55									

Non-Div I Games:

Mississippi St.

■ Loss,
 ■ Non-Conf, S Site,
 ■ Home
 ■ Away
 N Neutral

Average RPI Win:	342	WON-LOST	WINNING	LAST 10	STRENGTH OF	OPP. STRENGTH	TEAM	ADJ.	CONF.	ADJ CONF.
Average RPI Loss:	223	RECORD	PCT. RANK	GAMES	SCHEDULE	OF SCHEDULE	RPI	RPI	RPI	RPI
DIV. I ONLY	1- 22	348	0- 10	318	336	348	348	32	32	
DIV. I NON-CONF.	0- 8	338	0- 0	223	51	333	333	31	31	
TOTALS	RPI 1-25	RPI 26-50	W-L RECORDS	RPI 51-100	RPI 101-150	RPI 150+				
1- 22	0- 0	0- 1	OVERALL	0- 1	0- 2	1- 18				
1- 8	0- 0	0- 0	HOME	0- 0	0- 0	1- 8				
0- 13	0- 0	0- 1	AWAY	0- 1	0- 2	0- 9				
0- 1	0- 0	0- 0	NEUTRAL	0- 0	0- 0	0- 1				
0- 8	0- 0	0- 1	NON-CONFERENCE	0- 1	0- 2	0- 4				
0- 0	0- 0	0- 0	HOME	0- 0	0- 0	0- 0				
0- 7	0- 0	0- 1	AWAY	0- 1	0- 2	0- 3				
0- 1	0- 0	0- 0	NEUTRAL	0- 0	0- 0	0- 1				
1- 14	0- 0	0- 0	CONFERENCE	0- 0	0- 0	1- 14				
1- 8	0- 0	0- 0	HOME	0- 0	0- 0	1- 8				
0- 6	0- 0	0- 0	AWAY	0- 0	0- 0	0- 6				
0- 0	0- 0	0- 0	NEUTRAL	0- 0	0- 0	0- 0				

RPI S	Opponent	Score	RPI S	Opponent	Score	RPI S	Opponent	Score	RPI S	Opponent	Score	Team's RPI: 348
31	A Mississippi St.	37 109	83	A Vanderbilt	39 89	132	A Arkansas	46 86	146	A UAB	33 80	
						151	A Southern Miss.	55 71	156	A Alabama	35 98	
						166	A Southern U.	26 78	166	H Southern U.	36 99	
						168	A Ole Miss	61 97	179	H Grambling	52 65	
						242	A Texas Southern	38 76	242	H Texas Southern	30 85	
						278	A Alabama St.	50 100	278	H Alabama St.	51 79	
						279	A Prairie View	57 80	279	H Prairie View	50 81	
						301	H Jackson St.	46 72	311	A Alcorn	39 75	
						311	H Alcorn	66 81	319	N Nicholls St.	54 63	
						342	H Ark.-Pine Bluff	62 60	346	A Alabama A&M	68 79	
						346	H Alabama A&M	74 84				
LAST 12 Division I GAMES:												
279	H Prairie View	50 81	179	H Grambling	52 65							
242	H Texas Southern	30 85	301	H Jackson St.	46 72							
166	A Southern U.	26 78	279	A Prairie View	57 80							
311	A Alcorn	39 75	242	A Texas Southern	38 76							
346	H Alabama A&M	74 84	166	H Southern U.	36 99							
278	H Alabama St.	51 79	311	H Alcorn	66 81							

Non-Div I Games: Philander Smith 64 53 Blue Mountain 72 67

Mississippi Val.

■ Loss,
 ■ Non-Conf,
 ■ S Site,
 ■ Home
 ■ A Away
 N Neutral

Missouri

Through Games Of Feb. 24, 2016

Average RPI Win:	148	WON-LOST	WINNING	LAST 10	STRENGTH OF	OPP. STRENGTH	TEAM	ADJ.	CONF.	ADJ CONF.
Average RPI Loss:	37	RECORD	PCT. RANK	GAMES	SCHEDULE	OF SCHEDULE	RPI	RPI	RPI	RPI
DIV. I ONLY	21- 6	37	6- 4	70	41	28	28	2	2	
DIV. I NON-CONF.	13- 0	1	0- 0	233	144	29	29	2	2	
TOTALS	RPI 1-25	RPI 26-50	W-L RECORDS	RPI 51-100	RPI 101-150	RPI 150+				
21- 6	2- 4	1- 1	OVERALL	4- 0	4- 1	10- 0				
13- 2	1- 2	1- 0	HOME	1- 0	4- 0	6- 0				
7- 4	1- 1	0- 0	AWAY	3- 0	0- 0	3- 0				
1- 0	0- 0	0- 0	NEUTRAL	0- 0	0- 0	1- 0				
13- 0	0- 0	0- 0	NON-CONFERENCE	3- 0	2- 0	8- 0				
8- 0	0- 0	0- 0	HOME	1- 0	2- 0	5- 0				
4- 0	0- 0	0- 0	AWAY	2- 0	0- 0	2- 0				
1- 0	0- 0	0- 0	NEUTRAL	0- 0	0- 0	1- 0				
8- 6	2- 4	1- 1	CONFERENCE	1- 0	2- 1	2- 0				
5- 2	1- 2	1- 0	HOME	0- 0	2- 0	1- 0				
3- 4	1- 2	0- 1	AWAY	1- 0	0- 1	1- 0				
0- 0	0- 0	0- 0	NEUTRAL	0- 0	0- 0	0- 0				

RPI 1-25				RPI 26-50				Team's RPI: 28	RPI 51-100				RPI 101+			
RPI	S	Opponent	Score	RPI	S	Opponent	Score		RPI	S	Opponent	Score	RPI	S	Opponent	Score
2	A	South Carolina	58 83	31	A	Mississippi St.	42 52		56	A	Auburn	69 55	113	H	Wake Forest	94 81
13	A	Texas A&M	77 81	31	H	Mississippi St.	66 54		58	A	St. Mary's (CA)	95 78	121	H	LSU	52 46
18	A	Georgia	54 48						79	H	Charlotte	88 71	132	A	Arkansas	52 64
18	H	Georgia	50 65						90	A	Missouri St.	71 55	132	H	Arkansas	69 48
19	H	Florida	79 64										145	H	SIUE	75 46
23	H	Tennessee	55 71										156	H	Alabama	63 52
													161	N	Northeastern	69 56
													168	A	Ole Miss	60 46
													177	A	Colorado	79 75
													215	H	Southeast Mo. St.	74 32
													221	H	Texas St.	82 56
													241	H	Loyola Marymount	80 48
													287	H	Lamar	91 57
													288	A	Wichita St.	57 37
													342	H	Ark.-Pine Bluff	85 34
LAST 12 Division I GAMES:																
56	A	Auburn	69 55	121	H	LSU	52 46									
132	H	Arkansas	69 48	19	H	Florida	79 64									
156	H	Alabama	63 52	13	A	Texas A&M	77 81									
31	A	Mississippi St.	42 52	132	A	Arkansas	52 64									
18	H	Georgia	50 65	31	H	Mississippi St.	66 54									
168	A	Ole Miss	60 46	2	A	South Carolina	58 83									

Non-Div I Games:

Missouri

■ Loss,
■ Non-Conf, S Site,
■ Home
■ Away
N Neutral

Average RPI Win:	213	WON-LOST	WINNING	LAST 10	STRENGTH OF	OPP. STRENGTH	TEAM	ADJ.	CONF.	ADJ CONF.
Average RPI Loss:	72	RECORD	PCT. RANK	GAMES	SCHEDULE	OF SCHEDULE	RPI	RPI	RPI	RPI
DIV. I ONLY	17- 9	89	8- 2	126	158	90	90	21	21	
DIV. I NON-CONF.	6- 5	146	0- 0	27	32	77	77	17	17	
TOTALS	RPI 1-25	RPI 26-50	W-L RECORDS	RPI 51-100	RPI 101-150	RPI 150+				
17- 9	0- 2	0- 1	OVERALL	0- 2	5- 4	12- 0				
6- 4	0- 1	0- 1	HOME	0- 0	2- 2	4- 0				
10- 3	0- 0	0- 0	AWAY	0- 1	3- 2	7- 0				
1- 2	0- 1	0- 0	NEUTRAL	0- 1	0- 0	1- 0				
6- 5	0- 2	0- 1	NON-CONFERENCE	0- 2	3- 0	3- 0				
2- 2	0- 1	0- 1	HOME	0- 0	1- 0	1- 0				
3- 1	0- 0	0- 0	AWAY	0- 1	2- 0	1- 0				
1- 2	0- 1	0- 0	NEUTRAL	0- 1	0- 0	1- 0				
11- 4	0- 0	0- 0	CONFERENCE	0- 0	2- 4	9- 0				
4- 2	0- 0	0- 0	HOME	0- 0	1- 2	3- 0				
7- 2	0- 0	0- 0	AWAY	0- 0	1- 2	6- 0				
0- 0	0- 0	0- 0	NEUTRAL	0- 0	0- 0	0- 0				

RPI 1-25				RPI 26-50				RPI 51-100				Team's RPI: 90	RPI 101+			
RPI	S	Opponent	Score	RPI	S	Opponent	Score	RPI	S	Opponent	Score		RPI	S	Opponent	Score
10	N	Stanford	65 82	28	H	Missouri	55 71	68	A	Middle Tenn.	54 70		105	A	UNI	78 75
22	H	Oklahoma St.	55 74					69	N	Maine	65 69		105	H	UNI	60 65
													106	A	Drake	72 95
													106	H	Drake	75 82
													127	A	Little Rock	64 58
													132	A	Arkansas	69 54
													135	A	Southern Ill.	61 69
													135	H	Southern Ill.	82 77
													147	H	Oral Roberts	72 64
													168	A	Ole Miss	91 78
													172	N	Marist	77 45
													180	A	Loyola Chicago	73 62
													180	H	Loyola Chicago	91 81
													194	H	Eastern Ky.	87 63
													207	A	Indiana St.	59 51
													288	A	Wichita St.	77 57
													305	A	Bradley	55 44
													305	H	Bradley	59 56
													321	A	Illinois St.	73 51
													328	A	Evansville	66 47
													328	H	Evansville	77 70
LAST 12 Division I GAMES:																
328	A	Evansville	66 47	288	A	Wichita St.	77 57									
135	A	Southern Ill.	61 69	135	H	Southern Ill.	82 77									
305	H	Bradley	59 56	328	H	Evansville	77 70									
180	H	Loyola Chicago	91 81	180	A	Loyola Chicago	73 62									
106	A	Drake	72 95	305	A	Bradley	55 44									
105	A	UNI	78 75	105	H	UNI	60 65									

Non-Div I Games: MidAmerica Naz. 88 61

Missouri St.

■ Loss,
 ■ Non-Conf,
 ■ S Site,
 ■ Home
 ■ A Away
 N Neutral

Average RPI Win:	245	WON-LOST	WINNING	LAST 10	STRENGTH OF	OPP. STRENGTH	TEAM	ADJ.	CONF.	ADJ CONF.
Average RPI Loss:	192	RECORD	PCT. RANK	GAMES	SCHEDULE	OF SCHEDULE	RPI	RPI	RPI	RPI
DIV. I ONLY	11- 16	228	5- 5	262	270	253	253	23	23	
DIV. I NON-CONF.	2- 7	280	0- 0	312	315	327	327	23	23	
TOTALS	RPI 1-25	RPI 26-50	W-L RECORDS	RPI 51-100	RPI 101-150	RPI 150+				
11- 16	0- 0	0- 1	OVERALL	1- 2	0- 2	10- 11				
6- 6	0- 0	0- 0	HOME	1- 1	0- 1	5- 4				
5- 10	0- 0	0- 1	AWAY	0- 1	0- 1	5- 7				
0- 0	0- 0	0- 0	NEUTRAL	0- 0	0- 0	0- 0				
2- 7	0- 0	0- 1	NON-CONFERENCE	0- 1	0- 0	2- 5				
1- 3	0- 0	0- 0	HOME	0- 1	0- 0	1- 2				
1- 4	0- 0	0- 1	AWAY	0- 0	0- 0	1- 3				
0- 0	0- 0	0- 0	NEUTRAL	0- 0	0- 0	0- 0				
9- 9	0- 0	0- 0	CONFERENCE	1- 1	0- 2	8- 6				
5- 3	0- 0	0- 0	HOME	1- 0	0- 1	4- 2				
4- 6	0- 0	0- 0	AWAY	0- 1	0- 1	4- 4				
0- 0	0- 0	0- 0	NEUTRAL	0- 0	0- 0	0- 0				

RPI S	Opponent	Score	RPI S	Opponent	Score	RPI S	Opponent	Score	RPI S	Opponent	Score	Team's RPI: 253
37	A Princeton	70 81	85	H Eastern Mich.	68 78	115	A Iona	56 68				
			98	A Quinnipiac	58 85	115	H Iona	49 64				
			98	H Quinnipiac	63 60	172	A Marist	55 78				
						172	H Marist	60 52				
						198	A Fairfield	70 80				
						198	H Fairfield	60 68				
						212	A Canisius	81 71				
						212	H Canisius	79 75				
						216	A Lehigh	88 95				
						218	H Robert Morris	47 60				
						220	A Siena	54 64				
						220	H Siena	63 69				
						232	A Manhattan	57 56				
						232	H Manhattan	72 62				
						263	A Providence	59 71				
						268	H La Salle	50 65				
						284	A Rider	87 75				
						306	A Colgate	86 80				
						308	A Niagara	68 55				
						308	H Niagara	83 60				
						309	A Fairleigh Dickinson	75 81				
						333	H St. Francis Brooklyn	63 54				
						334	A Saint Peter's	62 67				
LAST 12 Division I GAMES:												
212	A Canisius	81 71	232	H Manhattan	72 62							
308	A Niagara	68 55	198	H Fairfield	60 68							
198	A Fairfield	70 80	98	A Quinnipiac	58 85							
232	A Manhattan	57 56	115	H Iona	49 64							
212	H Canisius	79 75	284	A Rider	87 75							
115	A Iona	56 68	172	A Marist	55 78							

Non-Div I Games:

Monmouth

■ Loss,
 ■ Non-Conf, S Site,
 ■ Home
 ■ Away
 N Neutral

Average RPI Win:	240	WON-LOST	WINNING	LAST 10	STRENGTH OF	OPP. STRENGTH	TEAM	ADJ.	CONF.	ADJ CONF.
Average RPI Loss:	172	RECORD	PCT. RANK	GAMES	SCHEDULE	OF SCHEDULE	RPI	RPI	RPI	RPI
DIV. I ONLY	15- 9	98	6- 4	326	168	190	190	20	20	
DIV. I NON-CONF.	6- 4	125	0- 0	273	213	197	197	22	22	
TOTALS	RPI 1-25	RPI 26-50	W-L RECORDS	RPI 51-100	RPI 101-150	RPI 150+				
15- 9	0- 0	0- 1	OVERALL	1- 0	0- 2	14- 6				
11- 2	0- 0	0- 0	HOME	0- 0	0- 1	11- 1				
3- 7	0- 0	0- 1	AWAY	0- 0	0- 1	3- 5				
1- 0	0- 0	0- 0	NEUTRAL	1- 0	0- 0	0- 0				
6- 4	0- 0	0- 1	NON-CONFERENCE	1- 0	0- 0	5- 3				
5- 1	0- 0	0- 0	HOME	0- 0	0- 0	5- 1				
0- 3	0- 0	0- 1	AWAY	0- 0	0- 0	0- 2				
1- 0	0- 0	0- 0	NEUTRAL	1- 0	0- 0	0- 0				
9- 5	0- 0	0- 0	CONFERENCE	0- 0	0- 2	9- 3				
6- 1	0- 0	0- 0	HOME	0- 0	0- 1	6- 0				
3- 4	0- 0	0- 0	AWAY	0- 0	0- 1	3- 3				
0- 0	0- 0	0- 0	NEUTRAL	0- 0	0- 0	0- 0				

RPI S	Opponent	Score	RPI S	Opponent	Score	RPI S	Opponent	Score	RPI S	Opponent	Score	Team's RPI: 190
39	A Colorado St.	43 75	81	N Drexel	58 50	116	H North Dakota	59 61	137	A Idaho	61 78	
						154	H Pacific	64 54	163	A Montana St.	52 61	
						163	H Montana St.	70 66	170	A Sacramento St.	75 83	
						170	H Sacramento St.	90 83	176	H Northern Colo.	58 46	
						188	H Fla. Atlantic	83 69	200	A Eastern Wash.	65 67	
						208	H Utah St.	86 70	216	A Lehigh	53 80	
						247	A Wyoming	61 68	258	H Seattle	44 58	
						276	A Northern Ariz.	61 57	276	H Northern Ariz.	81 58	
						286	H Portland	90 67	315	A Portland St.	79 58	
						315	H Portland St.	76 57	329	A Southern Utah	81 50	
						329	H Southern Utah	66 60	339	H Cal St. Fullerton	86 51	
LAST 12 Division I GAMES:												
163	H Montana St.	70 66	200	A Eastern Wash.	65 67	137	A Idaho	61 78	116	H North Dakota	59 61	
276	A Northern Ariz.	61 57	176	H Northern Colo.	58 46	170	A Sacramento St.	75 83	315	A Portland St.	79 58	
329	A Southern Utah	81 50	163	A Montana St.	52 61							
315	H Portland St.	76 57										
170	H Sacramento St.	90 83										

Non-Div I Games: Mont. St.-Northern 80 32

Montana

Average RPI Win:	255	WON-LOST	WINNING	LAST 10	STRENGTH OF	OPP. STRENGTH	TEAM	ADJ.	CONF.	ADJ CONF.
Average RPI Loss:	170	RECORD	PCT. RANK	GAMES	SCHEDULE	OF SCHEDULE	RPI	RPI	RPI	RPI
DIV. I ONLY	17- 6	60	8- 2	346	161	163	163	20	20	
DIV. I NON-CONF.	5- 4	138	0- 0	346	233	255	255	22	22	
TOTALS	RPI 1-25	RPI 26-50	W-L RECORDS	RPI 51-100	RPI 101-150	RPI 150+				
17- 6	0- 0	0- 0	OVERALL	0- 1	2- 1	15- 4				
9- 1	0- 0	0- 0	HOME	0- 1	1- 0	8- 0				
7- 5	0- 0	0- 0	AWAY	0- 0	1- 1	6- 4				
1- 0	0- 0	0- 0	NEUTRAL	0- 0	0- 0	1- 0				
5- 4	0- 0	0- 0	NON-CONFERENCE	0- 1	0- 1	5- 2				
2- 1	0- 0	0- 0	HOME	0- 1	0- 0	2- 0				
2- 3	0- 0	0- 0	AWAY	0- 0	0- 1	2- 2				
1- 0	0- 0	0- 0	NEUTRAL	0- 0	0- 0	1- 0				
12- 2	0- 0	0- 0	CONFERENCE	0- 0	2- 0	10- 2				
7- 0	0- 0	0- 0	HOME	0- 0	1- 0	6- 0				
5- 2	0- 0	0- 0	AWAY	0- 0	1- 0	4- 2				
0- 0	0- 0	0- 0	NEUTRAL	0- 0	0- 0	0- 0				

RPI S	Opponent	Score	RPI S	Opponent	Score	RPI S	Opponent	Score	RPI S	Opponent	Score	Team's RPI: 163
						78	H San Diego	49 62	107	A Gonzaga	52 65	
									116	H North Dakota	69 61	
									137	A Idaho	62 59	
									170	A Sacramento St.	80 79	
									170	H Sacramento St.	116 99	
									176	H Northern Colo.	66 58	
									190	A Montana	66 70	
									190	H Montana	61 52	
									197	A Cal Poly	57 66	
									200	A Eastern Wash.	69 81	
									247	A Wyoming	69 75	
									258	A Seattle	80 51	
									276	A Northern Ariz.	83 72	
									276	H Northern Ariz.	86 77	
									286	H Portland	86 57	
									315	A Portland St.	106 59	
									315	H Portland St.	74 64	
									325	A Nevada	66 53	
									328	N Evansville	81 55	
									329	A Southern Utah	87 66	
									329	H Southern Utah	86 59	
									339	H Cal St. Fullerton	89 66	
LAST 12 Division I GAMES:												
190	A	Montana	66	70	137	A	Idaho	62	59			
329	A	Southern Utah	87	66	200	A	Eastern Wash.	69	81			
276	A	Northern Ariz.	83	72	176	H	Northern Colo.	66	58			
170	H	Sacramento St.	116	99	116	H	North Dakota	69	61			
315	H	Portland St.	74	64	315	A	Portland St.	106	59			
190	H	Montana	61	52	170	A	Sacramento St.	80	79			

Non-Div I Games: Montana Western 74 36 Carroll (MT) 74 34

Montana St.

Loss, Non-Conf, S Site, H Home A Away N Neutral

Average RPI Win: 305	WON-LOST	WINNING	LAST 10	STRENGTH OF	OPP. STRENGTH	TEAM	ADJ.	CONF.	ADJ CONF.
Average RPI Loss: 188	RECORD	PCT. RANK	GAMES	SCHEDULE	OF SCHEDULE	RPI	RPI	RPI	RPI
DIV. I ONLY	7- 20	291	2- 8	299	274	313	313	24	24
DIV. I NON-CONF.	4- 8	234	0- 0	294	305	275	275	24	24
TOTALS	RPI 1-25	RPI 26-50	W-L RECORDS	RPI 51-100	RPI 101-150	RPI 150+			
7- 20	0- 1	0- 1	OVERALL	0- 3	0- 2	7- 13			
4- 8	0- 0	0- 0	HOME	0- 2	0- 0	4- 6			
3- 12	0- 0	0- 0	AWAY	0- 0	0- 0	3- 0			
0- 0	0- 0	0- 0	NEUTRAL	0- 0	0- 0	0- 0			
4- 8	0- 1	0- 1	NON-CONFERENCE	0- 0	0- 1	4- 5			
2- 2	0- 0	0- 0	HOME	0- 0	0- 0	2- 2			
2- 6	0- 1	0- 1	AWAY	0- 0	0- 1	2- 3			
0- 0	0- 0	0- 0	NEUTRAL	0- 0	0- 0	0- 0			
3- 12	0- 0	0- 0	CONFERENCE	0- 3	0- 1	3- 8			
2- 6	0- 0	0- 0	HOME	0- 2	0- 0	2- 4			
1- 6	0- 0	0- 0	AWAY	0- 1	0- 1	1- 4			
0- 0	0- 0	0- 0	NEUTRAL	0- 0	0- 0	0- 0			

RPI 1-25				RPI 26-50				RPI 51-100				RPI 101+ Team's RPI: 313			
RPI	S	Opponent	Score	RPI	S	Opponent	Score	RPI	S	Opponent	Score	RPI	S	Opponent	Score
14	A	Kentucky	57 112	33	A	West Virginia	56 94	91	H	UT Martin	67 85	135	A	Southern Ill.	69 102
								92	A	Belmont	71 99	145	A	SIUE	81 90
								92	H	Belmont	74 89	155	H	Marshall	101 104
												194	A	Eastern Ky.	93 100
												194	H	Eastern Ky.	77 89
												203	H	USC Upstate	72 86
												215	H	Southeast Mo. St.	79 89
												252	A	Tennessee St.	76 78
												252	H	Tennessee St.	60 68
												262	A	UC Santa Barbara	78 93
												265	A	Georgia St.	99 90
												267	A	Miami (OH)	57 59
												271	H	Austin Peay	75 96
												272	A	Murray St.	79 83
												273	A	Tennessee Tech	69 77
												273	H	Tennessee Tech	75 71
												289	H	Jacksonville St.	67 63
												295	H	Kennesaw St.	83 77
												331	A	Lipscomb	92 77
												337	A	Eastern Ill.	85 77
												340	A	Chicago St.	71 75
												346	H	Alabama A&M	112 69
LAST 12 Division I GAMES:															
252	H	Tennessee St.	60 68	194	A	Eastern Ky.	93 100								
194	H	Eastern Ky.	77 89	273	H	Tennessee Tech	75 71								
273	A	Tennessee Tech	69 77	289	H	Jacksonville St.	67 63								
92	H	Belmont	74 89	271	H	Austin Peay	75 96								
252	A	Tennessee St.	76 78	337	A	Eastern Ill.	85 77								
92	A	Belmont	71 99	145	A	SIUE	81 90								

Non-Div I Games: Ky. Christian 121 91 Mt. St. Joseph 117 53

Morehead St.

■ Loss,
 ■ Non-Conf, S Site,
 ■ Home
 ■ Away
 N Neutral

Average RPI Win:	292	WON-LOST	WINNING	LAST 10	STRENGTH OF	OPP. STRENGTH	TEAM	ADJ.	CONF.	ADJ CONF.
Average RPI Loss:	162	RECORD	PCT. RANK	GAMES	SCHEDULE	OF SCHEDULE	RPI	RPI	RPI	RPI
DIV. I ONLY	11- 14	213	7- 3	247	327	243	243	31	31	
DIV. I NON-CONF.	1- 10	330	0- 0	25	276	254	254	30	30	
TOTALS	RPI 1-25	RPI 26-50	W-L RECORDS	RPI 51-100	RPI 101-150	RPI 150+				
11- 14	0- 1	0- 2	OVERALL	1- 0	0- 2	10- 9				
6- 4	0- 0	0- 0	HOME	1- 0	0- 0	5- 4				
5- 8	0- 0	0- 0	AWAY	0- 0	0- 0	5- 1				
0- 2	0- 0	0- 1	NEUTRAL	0- 0	0- 0	0- 1				
1- 10	0- 1	0- 2	NON-CONFERENCE	1- 0	0- 2	0- 5				
1- 2	0- 0	0- 0	HOME	1- 0	0- 0	0- 2				
0- 6	0- 1	0- 1	AWAY	0- 0	0- 2	0- 2				
0- 2	0- 0	0- 1	NEUTRAL	0- 0	0- 0	0- 1				
10- 4	0- 0	0- 0	CONFERENCE	0- 0	0- 0	10- 4				
5- 2	0- 0	0- 0	HOME	0- 0	0- 0	5- 2				
5- 2	0- 0	0- 0	AWAY	0- 0	0- 0	5- 2				
0- 0	0- 0	0- 0	NEUTRAL	0- 0	0- 0	0- 0				

RPI 1-25				RPI 26-50				RPI 51-100				RPI 101+ Team's RPI: 243			
RPI	S	Opponent	Score	RPI	S	Opponent	Score	RPI	S	Opponent	Score	RPI	S	Opponent	Score
16	A	Syracuse	61 90	39	N	Colorado St.	36 54	89	H	Bucknell	64 50	117	A	Virginia Tech	33 73
				42	A	James Madison	31 92					144	A	Stony Brook	42 46
												152	A	Hampton	47 60
												152	H	Hampton	51 65
												167	H	UMBC	46 65
												202	A	Brown	45 72
												218	A	Robert Morris	44 76
												220	N	Siena	46 69
												236	H	N.C. A&T	55 65
												255	A	Bethune-Cookman	48 63
												256	H	Coppin St.	72 51
												282	A	UMES	77 69
												291	A	Florida A&M	67 62
												293	A	Savannah St.	66 60
												299	A	South Carolina St.	62 56
												303	H	UMKC	50 59
												327	H	Delaware St.	56 49
												335	H	Howard	78 66
												347	A	Norfolk St.	59 56
												347	H	Norfolk St.	67 58
												349	H	N.C. Central	66 55
LAST 12 Division I GAMES:															
				236	H	N.C. A&T	55 65					256	H	Coppin St.	72 51
				349	H	N.C. Central	66 55					335	H	Howard	78 66
				152	A	Hampton	47 60					255	A	Bethune-Cookman	48 63
				347	A	Norfolk St.	59 56					291	A	Florida A&M	67 62
				299	A	South Carolina St.	62 56					282	A	UMES	77 69
				293	A	Savannah St.	66 60					327	H	Delaware St.	56 49

Non-Div I Games: Washington Adventis74 36

Morgan St.

■ Loss,
 ■ Non-Conf,
 ■ S Site,
 ■ Home
 ■ A Away
 N Neutral

Average RPI Win: 313		WON-LOST	WINNING	LAST 10	STRENGTH OF	OPP. STRENGTH	TEAM	ADJ.	CONF.	ADJ CONF.
Average RPI Loss: 241		RECORD	PCT. RANK	GAMES	SCHEDULE	OF SCHEDULE	RPI	RPI	RPI	RPI
DIV. I ONLY		8- 19	277	4- 6	335	349	330	330	30	30
DIV. I NON-CONF.		2- 9	296	0- 0	310	339	326	326	32	32
TOTALS	RPI 1-25		RPI 26-50		W-L RECORDS		RPI 51-100		RPI 101-150	RPI 150+
8- 19	0- 0		0- 0		OVERALL		0- 1		0- 2	8- 16
4- 8	0- 0		0- 0		HOME		0- 0		0- 0	4- 8
4- 11	0- 0		0- 0		AWAY		0- 0		0- 0	4- 3
0- 0	0- 0		0- 0		NEUTRAL		0- 0		0- 0	0- 0
2- 9	0- 0		0- 0		NON-CONFERENCE		0- 1		0- 2	2- 6
0- 4	0- 0		0- 0		HOME		0- 0		0- 0	0- 4
2- 5	0- 0		0- 0		AWAY		0- 1		0- 2	2- 2
0- 0	0- 0		0- 0		NEUTRAL		0- 0		0- 0	0- 0
6- 10	0- 0		0- 0		CONFERENCE		0- 0		0- 0	6- 10
4- 4	0- 0		0- 0		HOME		0- 0		0- 0	4- 4
2- 6	0- 0		0- 0		AWAY		0- 0		0- 0	2- 6
0- 0	0- 0		0- 0		NEUTRAL		0- 0		0- 0	0- 0

[illegible]

Non-Div I Games:

Mt. St. Mary's

Loss, Non-Conf, S Site, H Home A Away N Neutral

Average RPI Win:	285	WON-LOST	WINNING	LAST 10	STRENGTH OF	OPP. STRENGTH	TEAM	ADJ.	CONF.	ADJ CONF.
Average RPI Loss:	181	RECORD	PCT. RANK	GAMES	SCHEDULE	OF SCHEDULE	RPI	RPI	RPI	RPI
DIV. I ONLY	9- 15	249	5- 5	294	285	272	272	24	24	
DIV. I NON-CONF.	2- 7	280	0- 0	232	335	266	266	24	24	
TOTALS	RPI 1-25	RPI 26-50	W-L RECORDS	RPI 51-100	RPI 101-150	RPI 150+				
9- 15	0- 1	0- 0	OVERALL	0- 2	1- 5	8- 7				
5- 4	0- 0	0- 0	HOME	0- 0	0- 3	5- 1				
4- 11	0- 1	0- 0	AWAY	0- 2	1- 2	3- 6				
0- 0	0- 0	0- 0	NEUTRAL	0- 0	0- 0	0- 0				
2- 7	0- 1	0- 0	NON-CONFERENCE	0- 0	0- 4	2- 2				
0- 2	0- 0	0- 0	HOME	0- 0	0- 2	0- 0				
2- 5	0- 1	0- 0	AWAY	0- 0	0- 2	2- 2				
0- 0	0- 0	0- 0	NEUTRAL	0- 0	0- 0	0- 0				
7- 8	0- 0	0- 0	CONFERENCE	0- 2	1- 1	6- 5				
5- 2	0- 0	0- 0	HOME	0- 0	0- 1	5- 1				
2- 6	0- 0	0- 0	AWAY	0- 2	1- 0	1- 4				
0- 0	0- 0	0- 0	NEUTRAL	0- 0	0- 0	0- 0				

RPI 1-25				RPI 26-50				RPI 51-100				RPI 101+ Team's RPI: 272			
RPI	S	Opponent	Score	RPI	S	Opponent	Score	RPI	S	Opponent	Score	RPI	S	Opponent	Score
17	A	Florida St.	59 101					91	A	UT Martin	62 92	110	A	Central Ark.	40 50
								92	A	Belmont	61 87	110	H	Central Ark.	51 61
												135	H	Southern Ill.	57 70
												140	A	Jacksonville	54 79
												145	A	SIUE	79 76
												145	H	SIUE	61 64
												194	A	Eastern Ky.	60 72
												215	A	Southeast Mo. St.	59 96
												215	H	Southeast Mo. St.	80 61
												252	A	Tennessee St.	58 69
												271	A	Austin Peay	72 81
												271	H	Austin Peay	75 72
												273	H	Tennessee Tech	56 50
												289	H	Jacksonville St.	71 74
												313	H	Morehead St.	83 79
												321	A	Illinois St.	76 81
												328	A	Evansville	73 54
												331	A	Lipscomb	85 93
												337	A	Eastern Ill.	74 71
												337	H	Eastern Ill.	66 56
												346	A	Alabama A&M	76 59
LAST 12 Division I GAMES:															
271	A	Austin Peay	72 81	91	A	UT Martin	62 92								
337	A	Eastern Ill.	74 71	337	H	Eastern Ill.	66 56								
215	H	Southeast Mo. St.	80 61	145	H	SIUE	61 64								
145	A	SIUE	79 76	194	A	Eastern Ky.	60 72								
271	H	Austin Peay	75 72	252	A	Tennessee St.	58 69								
215	A	Southeast Mo. St.	59 96	92	A	Belmont	61 87								

Non-Div I Games: Blue Mountain 89 64 Oakland City 91 75

Murray St.

Loss, Non-Conf, S Site, H Home A Away N Neutral

Average RPI Win:	306	WON-LOST	WINNING	LAST 10	STRENGTH OF	OPP. STRENGTH	TEAM	ADJ.	CONF.	ADJ CONF.
Average RPI Loss:	168	RECORD	PCT. RANK	GAMES	SCHEDULE	OF SCHEDULE	RPI	RPI	RPI	RPI
DIV. I ONLY	12- 10	142	8- 2	314	320	236	236	31	31	
DIV. I NON-CONF.	2- 7	280	0- 0	144	173	248	248	30	30	
TOTALS	RPI 1-25	RPI 26-50	W-L RECORDS	RPI 51-100	RPI 101-150	RPI 150+				
12- 10	0- 2	0- 0	OVERALL	0- 2	0- 0	12- 6				
5- 4	0- 0	0- 0	HOME	0- 2	0- 0	5- 2				
5- 5	0- 1	0- 0	AWAY	0- 0	0- 0	5- 4				
2- 1	0- 1	0- 0	NEUTRAL	0- 0	0- 0	2- 0				
2- 7	0- 2	0- 0	NON-CONFERENCE	0- 2	0- 0	2- 3				
0- 2	0- 0	0- 0	HOME	0- 2	0- 0	0- 0				
0- 4	0- 1	0- 0	AWAY	0- 0	0- 0	0- 3				
2- 1	0- 1	0- 0	NEUTRAL	0- 0	0- 0	2- 0				
10- 3	0- 0	0- 0	CONFERENCE	0- 0	0- 0	10- 3				
5- 2	0- 0	0- 0	HOME	0- 0	0- 0	5- 2				
5- 1	0- 0	0- 0	AWAY	0- 0	0- 0	5- 1				
0- 0	0- 0	0- 0	NEUTRAL	0- 0	0- 0	0- 0				

RPI S	Opponent	Score	RPI S	Opponent	Score	RPI S	Opponent	Score	RPI S	Opponent	Score	Team's RPI: 236
5	A Ohio St.	56 89				67	H FGCU	36 60	152	H Hampton	52 55	
21	N Duquesne	67 81				82	H VCU	49 64	233	A Navy	48 52	
									243	A Morgan St.	65 55	
									255	H Bethune-Cookman	68 55	
									256	A Coppin St.	59 65	
									282	H UMES	50 56	
									288	A Wichita St.	53 55	
									291	H Florida A&M	80 51	
									292	A Campbell	55 56	
									293	A Savannah St.	69 59	
									293	H Savannah St.	60 31	
									299	A South Carolina St.	57 54	
									314	N North Dakota St.	72 64	
									327	A Delaware St.	84 64	
									329	N Southern Utah	78 65	
									335	H Howard	88 70	
									347	H Norfolk St.	64 53	
									349	A N.C. Central	76 54	
LAST 12 Division I GAMES:												
243	A Morgan St.	65 55	256	A Coppin St.	59 65							
255	H Bethune-Cookman	68 55	347	H Norfolk St.	64 53							
291	H Florida A&M	80 51	152	H Hampton	52 55							
349	A N.C. Central	76 54	299	A South Carolina St.	57 54							
293	H Savannah St.	60 31	293	A Savannah St.	69 59							
327	A Delaware St.	84 64	82	H VCU	49 64							

Non-Div I Games: Pfeiffer 74 55 North Greenville 64 37

N.C. A&T

Loss, Non-Conf, S Site, H Home A Away N Neutral

N.C. Central

Through Games Of Feb. 24, 2016

Average RPI Win:	285	WON-LOST	WINNING	LAST 10	STRENGTH OF	OPP. STRENGTH	TEAM	ADJ.	CONF.	ADJ CONF.
Average RPI Loss:	256	RECORD	PCT. RANK	GAMES	SCHEDULE	OF SCHEDULE	RPI	RPI	RPI	RPI
DIV. I ONLY	3- 20	335	1- 8	343	348	349	349	31	31	
DIV. I NON-CONF.	1- 9	325	0- 0	321	329	349	349	30	30	
TOTALS	RPI 1-25	RPI 26-50	W-L RECORDS	RPI 51-100	RPI 101-150	RPI 150+				
3- 20	0- 0	0- 0	OVERALL	0- 2	0- 0	3- 18				
3- 6	0- 0	0- 0	HOME	0- 0	0- 0	3- 6				
0- 14	0- 0	0- 0	AWAY	0- 2	0- 0	0- 12				
0- 0	0- 0	0- 0	NEUTRAL	0- 0	0- 0	0- 0				
1- 9	0- 0	0- 0	NON-CONFERENCE	0- 2	0- 0	1- 7				
1- 1	0- 0	0- 0	HOME	0- 0	0- 0	1- 1				
0- 8	0- 0	0- 0	AWAY	0- 2	0- 0	0- 6				
0- 0	0- 0	0- 0	NEUTRAL	0- 0	0- 0	0- 0				
2- 11	0- 0	0- 0	CONFERENCE	0- 0	0- 0	2- 11				
2- 5	0- 0	0- 0	HOME	0- 0	0- 0	2- 5				
0- 6	0- 0	0- 0	AWAY	0- 0	0- 0	0- 6				
0- 0	0- 0	0- 0	NEUTRAL	0- 0	0- 0	0- 0				

RPI S	Opponent	Score	RPI S	Opponent	Score	RPI S	Opponent	Score	RPI S	Opponent	Score	Team's RPI: 349
						79	A Charlotte	52 67	152	H Hampton	42 76	
						88	A Nebraska	47 88	203	A USC Upstate	46 68	
									225	A Presbyterian	50 60	
									227	H Furman	66 61	
									236	H N.C. A&T	54 76	
									243	A Morgan St.	55 66	
									255	H Bethune-Cookman	46 63	
									256	A Coppin St.	46 63	
									282	H UMES	49 46	
									291	A Florida A&M	45 55	
									291	H Florida A&M	54 69	
									292	H Campbell	48 57	
									293	A Savannah St.	39 57	
									299	A South Carolina St.	51 58	
									300	A UNCG	56 103	
									304	A Wofford	37 60	
									320	A Winthrop	39 62	
									322	A Longwood	49 60	
									327	A Delaware St.	56 66	
									335	H Howard	61 68	
									347	H Norfolk St.	63 62	
LAST 12 Division I GAMES:												
243	A	Morgan St.	55	66	327	A	Delaware St.	56	66			
256	A	Coppin St.	46	63	152	H	Hampton	42	76			
291	H	Florida A&M	54	69	347	H	Norfolk St.	63	62			
255	H	Bethune-Cookman	46	63	293	A	Savannah St.	39	57			
236	H	N.C. A&T	54	76	299	A	South Carolina St.	51	58			
291	A	Florida A&M	45	55	227	H	Furman	66	61			

Non-Div I Games: Johnson & Wales (NC68 58

N.C. Central

Loss, Non-Conf, S Site, H Home A Away N Neutral

Average RPI Win:	328	WON-LOST	WINNING	LAST 10	STRENGTH OF	OPP. STRENGTH	TEAM	ADJ.	CONF.	ADJ CONF.
Average RPI Loss:	210	RECORD	PCT. RANK	GAMES	SCHEDULE	OF SCHEDULE	RPI	RPI	RPI	RPI
DIV. I ONLY	2- 24	346	1- 9	282	316	345	345	29	29	
DIV. I NON-CONF.	1- 12	337	0- 0	262	332	337	337	28	28	
TOTALS	RPI 1-25	RPI 26-50	W-L RECORDS	RPI 51-100	RPI 101-150	RPI 150+				
2- 24	0- 0	0- 0	OVERALL	0- 5	0- 2	2- 17				
1- 12	0- 0	0- 0	HOME	0- 2	0- 1	1- 9				
1- 12	0- 0	0- 0	AWAY	0- 3	0- 1	1- 8				
0- 0	0- 0	0- 0	NEUTRAL	0- 0	0- 0	0- 0				
1- 12	0- 0	0- 0	NON-CONFERENCE	0- 3	0- 0	1- 9				
0- 6	0- 0	0- 0	HOME	0- 1	0- 0	0- 5				
1- 6	0- 0	0- 0	AWAY	0- 2	0- 0	1- 4				
0- 0	0- 0	0- 0	NEUTRAL	0- 0	0- 0	0- 0				
1- 12	0- 0	0- 0	CONFERENCE	0- 2	0- 2	1- 8				
1- 6	0- 0	0- 0	HOME	0- 1	0- 1	1- 4				
0- 6	0- 0	0- 0	AWAY	0- 1	0- 1	0- 4				
0- 0	0- 0	0- 0	NEUTRAL	0- 0	0- 0	0- 0				

RPI S	Opponent	Score	RPI S	Opponent	Score	RPI S	Opponent	Score	RPI S	Opponent	Score	Team's RPI: 345
						67	A FGCU	37 70	140	A Jacksonville	37 68	
						67	H FGCU	32 53	140	H Jacksonville	36 65	
						70	A Minnesota	50 83	155	A Marshall	50 63	
						72	H Army West Point	35 71	189	A Stetson	55 60	
						94	A Virginia	54 81	189	H Stetson	56 74	
									202	H Brown	49 74	
									203	H USC Upstate	41 58	
									216	H Lehigh	47 75	
									228	H Dartmouth	39 46	
									235	A Binghamton	50 54	
									237	A Columbia	52 72	
									295	A Kennesaw St.	48 64	
									295	H Kennesaw St.	77 82	
									296	H Vermont	46 54	
									314	H North Dakota St.	59 64	
									324	A LIU Brooklyn	53 44	
									326	A North Florida	49 72	
									326	H North Florida	51 68	
									331	A Lipscomb	49 63	
									331	H Lipscomb	61 51	
									341	A Wagner	53 76	
LAST 12 Division I GAMES:												
326	A	North Florida	49	72	331	H	Lipscomb	61	51			
140	A	Jacksonville	37	68	295	A	Kennesaw St.	48	64			
189	H	Stetson	56	74	140	H	Jacksonville	36	65			
67	H	FGCU	32	53	326	H	North Florida	51	68			
331	A	Lipscomb	49	63	67	A	FGCU	37	70			
295	H	Kennesaw St.	77	82	189	A	Stetson	55	60			

Non-Div I Games: St. Joseph (VT) 71 50 St. Joseph's (Brklr) 78 41

NJIT

Loss, Non-Conf, S Site, H Home A Away N Neutral

Average RPI Win: 272	WON-LOST	WINNING	LAST 10	STRENGTH OF	OPP. STRENGTH	TEAM	ADJ.	CONF.	ADJ CONF.
Average RPI Loss: 164	RECORD	PCT. RANK	GAMES	SCHEDULE	OF SCHEDULE	RPI	RPI	RPI	RPI
DIV. I ONLY	14- 12	148	6- 4	276	295	233	233	26	26
DIV. I NON-CONF.	5- 5	160	0- 0	222	263	211	211	27	27
TOTALS	RPI 1-25	RPI 26-50	W-L RECORDS	RPI 51-100	RPI 101-150	RPI 150+			
14- 12	0- 0	0- 2	OVERALL	1- 4	0- 0	13- 6			
10- 5	0- 0	0- 1	HOME	1- 2	0- 0	9- 2			
4- 6	0- 0	0- 1	AWAY	0- 1	0- 0	4- 4			
0- 1	0- 0	0- 0	NEUTRAL	0- 1	0- 0	0- 0			
5- 5	0- 0	0- 2	NON-CONFERENCE	1- 1	0- 0	4- 2			
4- 2	0- 0	0- 1	HOME	1- 0	0- 0	3- 1			
1- 3	0- 0	0- 1	AWAY	0- 1	0- 0	1- 1			
0- 0	0- 0	0- 0	NEUTRAL	0- 0	0- 0	0- 0			
9- 7	0- 0	0- 0	CONFERENCE	0- 3	0- 0	9- 4			
6- 3	0- 0	0- 0	HOME	0- 2	0- 0	6- 1			
3- 3	0- 0	0- 0	AWAY	0- 0	0- 0	3- 3			
0- 1	0- 0	0- 0	NEUTRAL	0- 1	0- 0	0- 0			

RPI S	Opponent	Score	RPI S	Opponent	Score	RPI S	Opponent	Score	RPI S	Opponent	Score	Team's RPI: 233
29	A Penn	43 57	72	H Army West Point	34 49	214	A Kansas	54 61				
39	H Colorado St.	73 82	72	N Army West Point	38 75	216	A Lehigh	62 54				
			74	A Hofstra	63 65	216	H Lehigh	48 51				
			89	H Bucknell	41 51	220	H Siena	59 58				
			96	H Elon	73 70	236	H N.C. A&T	52 48				
						245	A Loyola Maryland	38 51				
						245	H Loyola Maryland	45 38				
						250	A Holy Cross	49 57				
						250	H Holy Cross	50 49				
						274	H American	65 52				
						306	A Colgate	62 58				
						306	H Colgate	51 41				
						316	A Lafayette	65 58				
						316	H Lafayette	64 48				
						324	H LIU Brooklyn	66 68				
						334	A Saint Peter's	50 39				
						343	H Air Force	64 46				
						344	A Boston U.	49 51				
						344	H Boston U.	67 56				
LAST 12 Division I GAMES:												
274	H American	65 52	344	A Boston U.	49 51							
72	H Army West Point	34 49	250	H Holy Cross	50 49							
216	A Lehigh	62 54	72	N Army West Point	38 75							
316	H Lafayette	64 48	216	H Lehigh	48 51							
245	H Loyola Maryland	45 38	316	A Lafayette	65 58							
306	A Colgate	62 58	245	A Loyola Maryland	38 51							

Non-Div I Games: Johns Hopkins 77 45

Navy

Average RPI Win: 165		WON-LOST	WINNING	LAST 10	STRENGTH OF	OPP. STRENGTH	TEAM	ADJ.	CONF.	ADJ CONF.
Average RPI Loss: 50		RECORD	PCT. RANK	GAMES	SCHEDULE	OF SCHEDULE	RPI	RPI	RPI	RPI
DIV. I ONLY		17- 11	109	4- 6	96	30	88	88	5	5
DIV. I NON-CONF.		9- 2	37	0- 0	268	147	101	101	4	4
TOTALS		RPI 1-25	RPI 26-50		W-L RECORDS		RPI 51-100	RPI 101-150	RPI 150+	
17- 11	1- 3	2- 2		OVERALL		3- 5	3- 1	8- 0		
14- 3	1- 0	2- 1		HOME		1- 2	2- 0	8- 0		
3- 8	0- 3	0- 1		AWAY		2- 3	1- 1	0- 0		
0- 0	0- 0	0- 0		NEUTRAL		0- 0	0- 0	0- 0		
9- 2	0- 1	2- 0		NON-CONFERENCE		0- 1	1- 0	6- 0		
9- 0	0- 0	2- 0		HOME		0- 0	1- 0	6- 0		
0- 2	0- 1	0- 0		AWAY		0- 1	0- 0	0- 0		
0- 0	0- 0	0- 0		NEUTRAL		0- 0	0- 0	0- 0		
8- 9	1- 2	0- 2		CONFERENCE		3- 4	2- 1	2- 0		
5- 3	1- 0	0- 1		HOME		1- 2	1- 0	2- 0		
3- 6	0- 2	0- 1		AWAY		2- 2	1- 1	0- 0		
0- 0	0- 0	0- 0		NEUTRAL		0- 0	0- 0	0- 0		

RPI	S	Opponent	Score	RPI	S	Opponent	Score	RPI	S	Opponent	Score	RPI	S	Opponent	Score
4	A	UConn	46 88	38	A	Indiana	47 59	53	A	Rutgers	56 66	114	A	Northwestern	62 85
5	A	Ohio St.	70 96	38	H	Indiana	68 79	53	H	Rutgers	65 54	126	A	Penn St.	83 78
11	A	Maryland	50 89	43	H	Arkansas St.	79 71	57	A	Purdue	62 61	126	H	Penn St.	87 69
25	H	Michigan St.	73 66	45	H	North Carolina St.	88 67	57	H	Purdue	50 68	141	H	Creighton	65 63
								59	H	Iowa	68 74	153	H	Illinois	73 57
								62	A	Michigan	93 81	166	H	Southern U.	89 38
								70	A	Minnesota	73 110	182	H	Wisconsin	75 62
								97	A	California	80 87	276	H	Northern Ariz.	90 67
												326	H	North Florida	91 46
												328	H	Evansville	85 40
												342	H	Ark.-Pine Bluff	96 46
												349	H	N.C. Central	88 47
LAST 12 Division I GAMES:															
38	H	Indiana	68 79	126	H	Penn St.	87 69								
57	H	Purdue	50 68	53	A	Rutgers	56 66								
5	A	Ohio St.	70 96	182	H	Wisconsin	75 62								
25	H	Michigan St.	73 66	62	A	Michigan	93 81								
70	A	Minnesota	73 110	57	A	Purdue	62 61								
38	A	Indiana	47 59	53	H	Rutgers	65 54								

Non-Div I Games:

Nebraska

■ Loss,
■ Non-Conf, S Site,
■ Home
■ Away
N Neutral

Average RPI Win: 260		WON-LOST	WINNING	LAST 10	STRENGTH OF	OPP. STRENGTH	TEAM	ADJ.	CONF.	ADJ CONF.
Average RPI Loss: 175		RECORD	PCT. RANK	GAMES	SCHEDULE	OF SCHEDULE	RPI	RPI	RPI	RPI
DIV. I ONLY		4- 21	323	3- 7	232	232	325	325	19	19
DIV. I NON-CONF.		0- 10	338	0- 0	192	252	335	335	20	20
TOTALS		RPI 1-25	RPI 26-50	W-L RECORDS	RPI 51-100	RPI 101-150	RPI 150+			
4- 21	0- 0		0- 1	OVERALL	0- 4	0- 3	4- 13			
3- 10	0- 0		0- 1	HOME	0- 3	0- 1	3- 5			
1- 9	0- 0		0- 0	AWAY	0- 0	0- 2	1- 7			
0- 2	0- 0		0- 0	NEUTRAL	0- 1	0- 0	0- 1			
0- 10	0- 0		0- 0	NON-CONFERENCE	0- 4	0- 0	0- 6			
0- 5	0- 0		0- 0	HOME	0- 3	0- 0	0- 2			
0- 3	0- 0		0- 0	AWAY	0- 0	0- 0	0- 3			
0- 2	0- 0		0- 0	NEUTRAL	0- 1	0- 0	0- 1			
4- 11	0- 0		0- 1	CONFERENCE	0- 0	0- 3	4- 7			
3- 5	0- 0		0- 1	HOME	0- 0	0- 1	3- 3			
1- 6	0- 0		0- 0	AWAY	0- 0	0- 2	1- 4			
0- 0	0- 0		0- 0	NEUTRAL	0- 0	0- 0	0- 0			

RPI 1-25				RPI 26-50				RPI 51-100				RPI 101+				Team's RPI: 325	
RPI	S	Opponent	Score	RPI	S	Opponent	Score	RPI	S	Opponent	Score	RPI	S	Opponent	Score		
				39	H	Colorado St.	37 64	68	H	Middle Tenn.	46 90	134	A	Fresno St.	56 65		
								76	N	Washington St.	57 70	134	H	Fresno St.	59 67		
								78	H	San Diego	47 84	150	A	Boise St.	58 66		
								99	H	San Francisco	62 70	154	A	Pacific	52 74		
												163	H	Montana St.	53 66		
												178	H	New Mexico	47 51		
												195	H	San Jose St.	63 76		
												201	A	UNLV	59 65		
												201	H	UNLV	71 65		
												206	H	Utah Valley	65 73		
												208	A	Utah St.	55 70		
												208	H	Utah St.	66 79		
												219	A	Ill.-Chicago	55 70		
												241	N	Loyola Marymount	58 69		
												247	A	Wyoming	53 68		
												247	H	Wyoming	68 65		
												248	A	San Diego St.	70 64		
												338	A	UC Irvine	64 68		
												343	A	Air Force	53 59		
												343	H	Air Force	68 57		
LAST 12 Division I GAMES:																	
				208	A	Utah St.	55 70	208	H	Utah St.	66 79						
				201	H	UNLV	71 65	248	A	San Diego St.	70 64						
				195	H	San Jose St.	63 76	201	A	UNLV	59 65						
				134	A	Fresno St.	56 65	247	H	Wyoming	68 65						
				343	A	Air Force	53 59	150	A	Boise St.	58 66						
				39	H	Colorado St.	37 64	343	H	Air Force	68 57						

Non-Div I Games:	San Fran. St.	57	51
------------------	---------------	----	----

Nevada

Loss, Non-Conf, S Site, H Home A Away N Neutral

New Hampshire

Through Games Of Feb. 24, 2016

Average RPI Win:	254	WON-LOST	WINNING	LAST 10	STRENGTH OF	OPP. STRENGTH	TEAM	ADJ.	CONF.	ADJ CONF.
Average RPI Loss:	147	RECORD	PCT. RANK	GAMES	SCHEDULE	OF SCHEDULE	RPI	RPI	RPI	RPI
DIV. I ONLY	10- 16	244	5- 5	187	222	238	238	15	15	
DIV. I NON-CONF.	5- 7	198	0- 0	237	242	217	217	18	18	
TOTALS	RPI 1-25	RPI 26-50	W-L RECORDS	RPI 51-100	RPI 101-150	RPI 150+				
10- 16	0- 0	0- 3	OVERALL	0- 2	1- 3	9- 8				
6- 6	0- 0	0- 2	HOME	0- 1	1- 0	5- 3				
4- 10	0- 0	0- 0	AWAY	0- 0	0- 1	4- 1				
0- 0	0- 0	0- 0	NEUTRAL	0- 0	0- 0	0- 0				
5- 7	0- 0	0- 1	NON-CONFERENCE	0- 0	0- 2	5- 4				
2- 3	0- 0	0- 1	HOME	0- 0	0- 0	2- 2				
3- 4	0- 0	0- 0	AWAY	0- 0	0- 2	3- 2				
0- 0	0- 0	0- 0	NEUTRAL	0- 0	0- 0	0- 0				
5- 9	0- 0	0- 2	CONFERENCE	0- 2	1- 1	4- 4				
4- 3	0- 0	0- 1	HOME	0- 1	1- 0	3- 1				
1- 6	0- 0	0- 1	AWAY	0- 1	0- 1	1- 3				
0- 0	0- 0	0- 0	NEUTRAL	0- 0	0- 0	0- 0				

RPI S	Opponent	Score	RPI S	Opponent	Score	RPI S	Opponent	Score	RPI S	Opponent	Score	Team's RPI: 238
29	H Penn	60 67	69	A Maine	55 59	119	A Boston College	51 71				
48	A Albany (NY)	48 85	69	H Maine	52 62	124	A North Carolina	60 65				
48	H Albany (NY)	52 78				144	A Stony Brook	54 63				
						144	H Stony Brook	49 46				
						161	H Northeastern	54 66				
						165	A Yale	46 63				
						167	H UMBC	55 65				
						213	A Sacred Heart	81 69				
						217	A Hartford	44 48				
						217	H Hartford	53 42				
						220	H Siena	53 57				
						228	A Dartmouth	61 57				
						232	H Manhattan	72 57				
						235	A Binghamton	50 51				
						235	H Binghamton	64 49				
						246	A Bryant	42 55				
						285	A Central Conn. St.	64 50				
						296	A Vermont	63 83				
						323	A UMass Lowell	63 55				
						323	H UMass Lowell	65 61				
						344	H Boston U.	69 52				
LAST 12 Division I GAMES:												
217	H Hartford	53 42	167	H UMBC	55 65							
323	A UMass Lowell	63 55	296	A Vermont	63 83							
144	H Stony Brook	49 46	217	A Hartford	44 48							
48	A Albany (NY)	48 85	323	H UMass Lowell	65 61							
69	A Maine	55 59	69	H Maine	52 62							
235	H Binghamton	64 49	144	A Stony Brook	54 63							

Non-Div I Games: Colby-Sawyer 72 41

New Hampshire

Loss, Non-Conf, S Site, H Home A Away N Neutral

Average RPI Win:	237	WON-LOST	WINNING	LAST 10	STRENGTH OF	OPP. STRENGTH	TEAM	ADJ.	CONF.	ADJ CONF.
Average RPI Loss:	138	RECORD	PCT. RANK	GAMES	SCHEDULE	OF SCHEDULE	RPI	RPI	RPI	RPI
DIV. I ONLY	14- 12	148	3- 4	182	214	178	178	19	19	
DIV. I NON-CONF.	7- 4	110	0- 1	74	223	105	105	20	20	
TOTALS	RPI 1-25	RPI 26-50	W-L RECORDS	RPI 51-100	RPI 101-150	RPI 150+				
14- 12	0- 2	0- 1	OVERALL	1- 2	1- 2	12- 5				
9- 6	0- 1	0- 1	HOME	0- 1	0- 2	9- 1				
5- 6	0- 1	0- 0	AWAY	1- 1	1- 0	3- 4				
0- 0	0- 0	0- 0	NEUTRAL	0- 0	0- 0	0- 0				
7- 4	0- 2	0- 0	NON-CONFERENCE	1- 2	0- 0	6- 0				
5- 2	0- 1	0- 0	HOME	0- 1	0- 0	5- 0				
2- 2	0- 1	0- 0	AWAY	1- 1	0- 0	1- 0				
0- 0	0- 0	0- 0	NEUTRAL	0- 0	0- 0	0- 0				
7- 8	0- 0	0- 1	CONFERENCE	0- 0	1- 2	6- 5				
4- 4	0- 0	0- 1	HOME	0- 0	0- 2	4- 1				
3- 4	0- 0	0- 0	AWAY	0- 0	1- 0	2- 4				
0- 0	0- 0	0- 0	NEUTRAL	0- 0	0- 0	0- 0				

RPI	S	Opponent	Score	RPI	S	Opponent	Score	RPI	S	Opponent	Score	RPI	S	Opponent	Score	Team's RPI: 178
21	H	Duquesne	69 78	39	H	Colorado St.	48 49	70	A	Minnesota	72 53	134	H	Fresno St.	65 69	
24	A	UTEP	62 70					93	A	New Mexico St.	59 78	150	A	Boise St.	70 60	
								93	H	New Mexico St.	47 52	150	H	Boise St.	60 81	
												160	A	SMU	63 58	
												170	H	Sacramento St.	84 71	
												195	A	San Jose St.	58 59	
												195	H	San Jose St.	71 57	
												201	A	UNLV	48 57	
												201	H	UNLV	67 53	
												208	A	Utah St.	56 72	
												208	H	Utah St.	73 70	
												244	H	Houston Baptist	65 57	
												247	A	Wyoming	48 66	
												248	H	San Diego St.	46 51	
												266	H	Pepperdine	60 52	
												319	H	Nicholls St.	83 43	
												325	A	Nevada	51 47	
												329	H	Southern Utah	70 48	
												343	A	Air Force	63 33	
												343	H	Air Force	58 36	
LAST 12 Division I GAMES:																
21	H	Duquesne	69 78	248	H	San Diego St.	46 51									
39	H	Colorado St.	48 49	201	A	UNLV	48 57									
343	H	Air Force	58 36	150	H	Boise St.	60 81									
150	A	Boise St.	70 60	343	A	Air Force	63 33									
195	A	San Jose St.	58 59	195	H	San Jose St.	71 57									
208	H	Utah St.	73 70	247	A	Wyoming	48 66									

Non-Div I Games:

New Mexico

■ Loss,
 ■ Non-Conf, S Site,
 ■ Home
 ■ Away
 N Neutral

Average RPI Win:	244	WON-LOST	WINNING	LAST 10	STRENGTH OF	OPP. STRENGTH	TEAM	ADJ.	CONF.	ADJ CONF.
Average RPI Loss:	81	RECORD	PCT. RANK	GAMES	SCHEDULE	OF SCHEDULE	RPI	RPI	RPI	RPI
DIV. I ONLY	21- 3	14	10- 0	320	181	93	93	25	25	
DIV. I NON-CONF.	9- 3	69	0- 0	282	84	127	127	25	25	
TOTALS	RPI 1-25	RPI 26-50	W-L RECORDS	RPI 51-100	RPI 101-150	RPI 150+				
21- 3	0- 1	0- 0	OVERALL	0- 1	1- 1	20- 0				
10- 1	0- 1	0- 0	HOME	0- 0	1- 0	9- 0				
10- 1	0- 0	0- 0	AWAY	0- 0	0- 1	10- 0				
1- 1	0- 0	0- 0	NEUTRAL	0- 1	0- 0	1- 0				
9- 3	0- 1	0- 0	NON-CONFERENCE	0- 1	1- 1	8- 0				
5- 1	0- 1	0- 0	HOME	0- 0	1- 0	4- 0				
3- 1	0- 0	0- 0	AWAY	0- 0	0- 1	3- 0				
1- 1	0- 0	0- 0	NEUTRAL	0- 1	0- 0	1- 0				
12- 0	0- 0	0- 0	CONFERENCE	0- 0	0- 0	12- 0				
5- 0	0- 0	0- 0	HOME	0- 0	0- 0	5- 0				
7- 0	0- 0	0- 0	AWAY	0- 0	0- 0	7- 0				
0- 0	0- 0	0- 0	NEUTRAL	0- 0	0- 0	0- 0				

RPI 1-25				RPI 26-50				RPI 51-100 Team's RPI: 93				RPI 101+			
RPI	S	Opponent	Score	RPI	S	Opponent	Score	RPI	S	Opponent	Score	RPI	S	Opponent	Score
24	H	UTEP	65 71					83	N	Vanderbilt	45 71	128	H	Northwestern St.	65 54
												136	A	Arizona	64 68
												170	H	Sacramento St.	80 77
												178	A	New Mexico	52 47
												178	H	New Mexico	78 59
												195	A	San Jose St.	75 66
												205	A	UTRGV	68 57
												206	A	Utah Valley	59 53
												206	H	Utah Valley	73 68
												226	A	Grand Canyon	64 44
												226	H	Grand Canyon	60 58
												240	A	CSU Bakersfield	67 59
												240	H	CSU Bakersfield	86 63
												258	A	Seattle	66 56
												258	H	Seattle	69 54
												276	H	Northern Ariz.	87 53
												303	A	UMKC	68 62
												312	N	A&M-Corpus Christi	70 51
												314	A	North Dakota St.	79 69
												329	H	Southern Utah	74 60
												340	A	Chicago St.	70 60
												340	H	Chicago St.	76 63
LAST 12 Division I GAMES:															
258	A	Seattle	66 56	240	H	CSU Bakersfield	86 63								
240	A	CSU Bakersfield	67 59	258	H	Seattle	69 54								
340	H	Chicago St.	76 63	340	A	Chicago St.	70 60								
206	A	Utah Valley	59 53	303	A	UMKC	68 62								
226	A	Grand Canyon	64 44	226	H	Grand Canyon	60 58								
205	A	UTRGV	68 57	206	H	Utah Valley	73 68								

Non-Div I Games: Eastern N.M. 76 61 Western N.M. 68 39

New Mexico St.

Loss, Non-Conf, S Site, H Home A Away N Neutral

Average RPI Win:	294	WON-LOST	WINNING	LAST 10	STRENGTH OF	OPP. STRENGTH	TEAM	ADJ.	CONF.	ADJ CONF.
Average RPI Loss:	214	RECORD	PCT. RANK	GAMES	SCHEDULE	OF SCHEDULE	RPI	RPI	RPI	RPI
DIV. I ONLY	5- 17	304	2- 8	321	296	336	336	28	28	
DIV. I NON-CONF.	1- 6	311	0- 0	323	255	346	346	26	26	
TOTALS	RPI 1-25	RPI 26-50	W-L RECORDS	RPI 51-100	RPI 101-150	RPI 150+				
5- 17	0- 0	0- 0	OVERALL	0- 1	0- 4	5- 12				
4- 5	0- 0	0- 0	HOME	0- 0	0- 1	4- 4				
1- 11	0- 0	0- 0	AWAY	0- 0	0- 1	1- 1				
0- 1	0- 0	0- 0	NEUTRAL	0- 0	0- 0	0- 1				
1- 6	0- 0	0- 0	NON-CONFERENCE	0- 1	0- 1	1- 4				
1- 1	0- 0	0- 0	HOME	0- 0	0- 0	1- 1				
0- 4	0- 0	0- 0	AWAY	0- 1	0- 1	0- 2				
0- 1	0- 0	0- 0	NEUTRAL	0- 0	0- 0	0- 1				
4- 11	0- 0	0- 0	CONFERENCE	0- 0	0- 3	4- 8				
3- 4	0- 0	0- 0	HOME	0- 0	0- 1	3- 3				
1- 7	0- 0	0- 0	AWAY	0- 0	0- 2	1- 5				
0- 0	0- 0	0- 0	NEUTRAL	0- 0	0- 0	0- 0				

RPI S	Opponent	Score	RPI S	Opponent	Score	RPI S	Opponent	Score	RPI S	Opponent	Score	Team's RPI: 336
						86 A	TCU	36 85	110 A	Central Ark.	55 67	
									110 H	Central Ark.	44 59	
									128 A	Northwestern St.	53 70	
									132 A	Arkansas	41 73	
									157 A	McNeese St.	63 92	
									157 H	McNeese St.	74 77	
									168 A	Ole Miss	59 97	
									211 H	Stephen F. Austin	58 57	
									231 A	Sam Houston St.	52 64	
									244 H	Houston Baptist	51 71	
									287 A	Lamar	52 79	
									291 N	Florida A&M	60 71	
									295 A	Kennesaw St.	53 60	
									300 H	UNCG	79 81	
									301 H	Jackson St.	85 68	
									307 A	Southeastern La.	62 51	
									312 A	A&M-Corpus Christi	59 73	
									312 H	A&M-Corpus Christi	64 75	
									319 A	Nicholls St.	55 70	
									319 H	Nicholls St.	62 55	
									332 H	Incarnate Word	55 49	
LAST 12 Division I GAMES:												
319 A	Nicholls St.	55 70	157 H	McNeese St.	74 77							
128 A	Northwestern St.	53 70	319 H	Nicholls St.	62 55							
307 A	Southeastern La.	62 51	312 A	A&M-Corpus Christi	59 73							
312 H	A&M-Corpus Christi	64 75	110 H	Central Ark.	44 59							
110 A	Central Ark.	55 67	244 H	Houston Baptist	51 71							
157 A	McNeese St.	63 92	211 H	Stephen F. Austin	58 57							

Non-Div I Games: LSU-Alexandria 93 75 Trinity Baptist 109 46









































































New Orleans

■ Loss,
 ■ Non-Conf, S Site,
 ■ Home
 ■ Away
 N Neutral

Niagara

Through Games Of Feb. 24, 2016

Average RPI Win: 293	WON-LOST	WINNING	LAST 10	STRENGTH OF	OPP. STRENGTH	TEAM	ADJ.	CONF.	ADJ CONF.
Average RPI Loss: 176	RECORD	PCT. RANK	GAMES	SCHEDULE	OF SCHEDULE	RPI	RPI	RPI	RPI
DIV. I ONLY	6- 21	305	0- 10	261	243	308	308	23	23
DIV. I NON-CONF.	2- 7	280	0- 0	242	214	289	289	23	23
TOTALS	RPI 1-25	RPI 26-50	W-L RECORDS	RPI 51-100	RPI 101-150	RPI 150+			
6- 21	0- 0	0- 1	OVERALL	0- 2	0- 5	6- 13			
3- 11	0- 0	0- 0	HOME	0- 1	0- 3	3- 7			
3- 10	0- 0	0- 1	AWAY	0- 1	0- 2	3- 6			
0- 0	0- 0	0- 0	NEUTRAL	0- 0	0- 0	0- 0			
2- 7	0- 0	0- 1	NON-CONFERENCE	0- 0	0- 3	2- 3			
1- 3	0- 0	0- 0	HOME	0- 0	0- 2	1- 1			
1- 4	0- 0	0- 1	AWAY	0- 0	0- 1	1- 2			
0- 0	0- 0	0- 0	NEUTRAL	0- 0	0- 0	0- 0			
4- 14	0- 0	0- 0	CONFERENCE	0- 2	0- 2	4- 10			
2- 8	0- 0	0- 0	HOME	0- 1	0- 1	2- 6			
2- 6	0- 0	0- 0	AWAY	0- 1	0- 1	2- 4			
0- 0	0- 0	0- 0	NEUTRAL	0- 0	0- 0	0- 0			

RPI S	Opponent	Score	RPI S	Opponent	Score	RPI S	Opponent	Score	RPI S	Opponent	Score	Team's RPI: 308
			44   St. Bonaventure	55  67		98  Quinnipiac	52  70		115  Iona	46  73		
						98  Quinnipiac	54  61		115  Iona	52  73		
									131  Youngstown St.	54  71		
									138  Buffalo	48  57		
									142  Texas Tech	45  79		
									158  Detroit	75  80		
									172  Marist	50  63		
									172  Marist	68  82		
									198  Fairfield	43  61		
									198  Fairfield	56 55		
									204  Oakland	67  77		
									212  Canisius	66  68		
									220  Siena	51  59		
									228  Dartmouth	47  60		
									232  Manhattan	62  80		
									232  Manhattan	49  58		
									253  Monmouth	60  83		
									253  Monmouth	55  68		
									277  Cleveland St.	73 72		
									284  Rider	67 57		
									284  Rider	72  76		
									330  Mt. St. Mary's	53 51		
									334  Saint Peter's	52 48		
									334  Saint Peter's	51 46		
LAST 12 Division I GAMES:												
			232  Manhattan	49  58		115  Iona	52  73					
			253  Monmouth	55  68		212  Canisius	66  68					
			284  Rider	72  76		172  Marist	50  63					
			172  Marist	68  82		115  Iona	46  73					
			98  Quinnipiac	52  70		334  Saint Peter's	51 46					
			198  Fairfield	43  61		98  Quinnipiac	54  61					

Non-Div I Games:

Niagara

 Loss,
  Non-Conf,
 S Site,
  Home
  Away
 N Neutral

Average RPI Win:	266	WON-LOST	WINNING	LAST 10	STRENGTH OF	OPP. STRENGTH	TEAM	ADJ.	CONF.	ADJ CONF.
Average RPI Loss:	213	RECORD	PCT. RANK	GAMES	SCHEDULE	OF SCHEDULE	RPI	RPI	RPI	RPI
DIV. I ONLY	8- 16	264	3- 4	334	301	319	319	28	28	
DIV. I NON-CONF.	1- 8	320	1- 0	324	338	347	347	26	26	
TOTALS	RPI 1-25	RPI 26-50	W-L RECORDS	RPI 51-100	RPI 101-150	RPI 150+				
8- 16	0- 0	0- 0	OVERALL	0- 1	1- 3	7- 12				
4- 8	0- 0	0- 0	HOME	0- 1	1- 1	3- 6				
3- 7	0- 0	0- 0	AWAY	0- 0	0- 1	3- 6				
1- 1	0- 0	0- 0	NEUTRAL	0- 0	0- 1	1- 0				
1- 8	0- 0	0- 0	NON-CONFERENCE	0- 0	0- 1	1- 7				
0- 4	0- 0	0- 0	HOME	0- 0	0- 0	0- 4				
0- 3	0- 0	0- 0	AWAY	0- 0	0- 0	0- 3				
1- 1	0- 0	0- 0	NEUTRAL	0- 0	0- 1	1- 0				
7- 8	0- 0	0- 0	CONFERENCE	0- 1	1- 2	6- 5				
4- 4	0- 0	0- 0	HOME	0- 1	1- 1	3- 2				
3- 4	0- 0	0- 0	AWAY	0- 0	0- 1	3- 3				
0- 0	0- 0	0- 0	NEUTRAL	0- 0	0- 0	0- 0				

RPI 1-25				RPI 26-50				RPI 51-100				RPI 101+				Team's RPI: 319	
RPI	S	Opponent	Score	RPI	S	Opponent	Score	RPI	S	Opponent	Score	RPI	S	Opponent	Score		
								66	H	Abilene Christian	68	71	109	N	Samford	43	45
													110	H	Central Ark.	65	71
													128	A	Northwestern St.	62	66
													128	H	Northwestern St.	70	61
													157	H	McNeese St.	85	81
													171	H	Louisiana Tech	55	58
													178	A	New Mexico	43	83
													179	H	Grambling	65	69
													181	A	Troy	51	104
													211	H	Stephen F. Austin	67	89
													231	A	Sam Houston St.	67	63
													244	A	Houston Baptist	71	80
													279	H	Prairie View	70	81
													287	H	Lamar	69	59
													289	A	La.-Monroe	57	69
													289	H	Jacksonville St.	49	63
													307	A	Southeastern La.	68	78
													312	A	A&M-Corpus Christi	64	62
													332	A	Incarnate Word	66	64
													332	H	Incarnate Word	61	63
													336	A	New Orleans	55	62
													336	H	New Orleans	70	55
													348	N	Mississippi Val.	63	54
LAST 12 Division I GAMES:																	
				348	N	Mississippi Val.	63	54		332	H	Incarnate Word	61	63			
				336	H	New Orleans	70	55		332	A	Incarnate Word	66	64			
				211	H	Stephen F. Austin	67	89		336	A	New Orleans	55	62			
				128	A	Northwestern St.	62	66		110	H	Central Ark.	65	71			
				307	A	Southeastern La.	68	78		128	H	Northwestern St.	70	61			
				157	H	McNeese St.	85	81		312	A	A&M-Corpus Christi	64	62			

Non-Div I Games: Southern-N.O. 98 65

Nicholls St.

■ Loss,
 ■ Non-Conf,
 ■ S Site,
 ■ Home
 ■ A Away
 N Neutral

Average RPI Win:	309	WON-LOST	WINNING	LAST 10	STRENGTH OF	OPP. STRENGTH	TEAM	ADJ.	CONF.	ADJ CONF.
Average RPI Loss:	236	RECORD	PCT. RANK	GAMES	SCHEDULE	OF SCHEDULE	RPI	RPI	RPI	RPI
DIV. I ONLY	2- 22	343	2- 8	332	333	347	347	31	31	
DIV. I NON-CONF.	0- 10	338	0- 0	266	289	345	345	30	30	
TOTALS	RPI 1-25	RPI 26-50	W-L RECORDS	RPI 51-100	RPI 101-150	RPI 150+				
2- 22	0- 0	0- 1	OVERALL	0- 1	0- 0	2- 20				
0- 9	0- 0	0- 0	HOME	0- 0	0- 0	0- 9				
2- 11	0- 0	0- 1	AWAY	0- 1	0- 0	2- 9				
0- 2	0- 0	0- 0	NEUTRAL	0- 0	0- 0	0- 2				
0- 10	0- 0	0- 1	NON-CONFERENCE	0- 1	0- 0	0- 8				
0- 3	0- 0	0- 0	HOME	0- 0	0- 0	0- 3				
0- 5	0- 0	0- 1	AWAY	0- 1	0- 0	0- 3				
0- 2	0- 0	0- 0	NEUTRAL	0- 0	0- 0	0- 2				
2- 12	0- 0	0- 0	CONFERENCE	0- 0	0- 0	2- 12				
0- 6	0- 0	0- 0	HOME	0- 0	0- 0	0- 6				
2- 6	0- 0	0- 0	AWAY	0- 0	0- 0	2- 6				
0- 0	0- 0	0- 0	NEUTRAL	0- 0	0- 0	0- 0				

RPI 1-25				RPI 26-50				RPI 51-100				RPI 101+				Team's RPI: 347	
RPI	S	Opponent	Score	RPI	S	Opponent	Score	RPI	S	Opponent	Score	RPI	S	Opponent	Score		
				31	A	Mississippi St.	34 92	94	A	Virginia	50 86	152	A	Hampton	62 73		
												155	A	Marshall	67 81		
												191	A	William & Mary	47 67		
												203	H	USC Upstate	62 82		
												204	H	Oakland	73 83		
												236	A	N.C. A&T	53 64		
												243	A	Morgan St.	58 67		
												243	H	Morgan St.	56 59		
												245	A	Loyola Maryland	67 75		
												255	H	Bethune-Cookman	45 53		
												256	A	Coppin St.	44 69		
												256	H	Coppin St.	47 56		
												257	H	UNCW	57 61		
												268	N	La Salle	59 67		
												282	A	UMES	74 63		
												291	H	Florida A&M	67 83		
												293	H	Savannah St.	53 68		
												299	H	South Carolina St.	52 60		
												327	A	Delaware St.	61 64		
												333	N	St. Francis Brooklyn	55 59		
												335	A	Howard	110 108		
												349	A	N.C. Central	62 63		
LAST 12 Division I GAMES:																	
				256	H	Coppin St.	47 56					293	H	Savannah St.	53 68		
				327	A	Delaware St.	61 64					299	H	South Carolina St.	52 60		
				243	H	Morgan St.	56 59					236	A	N.C. A&T	53 64		
				282	A	UMES	74 63					349	A	N.C. Central	62 63		
				335	A	Howard	110 108					255	H	Bethune-Cookman	45 53		
				152	A	Hampton	62 73					291	H	Florida A&M	67 83		

Non-Div I Games:

Norfolk St.

■ Loss,
 ■ Non-Conf,
 ■ S Site,
 ■ Home
 ■ A Away
 N Neutral

North Carolina

Through Games Of Feb. 24, 2016

Average RPI Win:	173	WON-LOST	WINNING	LAST 10	STRENGTH OF	OPP. STRENGTH	TEAM	ADJ.	CONF.	ADJ CONF.
Average RPI Loss:	70	RECORD	PCT. RANK	GAMES	SCHEDULE	OF SCHEDULE	RPI	RPI	RPI	RPI
DIV. I ONLY	14- 15	180	2- 8	32	77	124	124	4	4	
DIV. I NON-CONF.	10- 5	99	0- 0	86	258	129	129	5	5	
TOTALS	RPI 1-25	RPI 26-50	W-L RECORDS	RPI 51-100	RPI 101-150	RPI 150+				
14- 15	1- 4	0- 3	OVERALL	1- 3	4- 3	8- 2				
11- 8	1- 1	0- 2	HOME	1- 1	2- 2	7- 2				
1- 7	0- 3	0- 1	AWAY	0- 2	1- 1	0- 0				
2- 0	0- 0	0- 0	NEUTRAL	0- 0	1- 0	1- 0				
10- 5	0- 1	0- 0	NON-CONFERENCE	1- 1	2- 1	7- 2				
8- 4	0- 0	0- 0	HOME	1- 1	1- 1	6- 2				
0- 1	0- 1	0- 0	AWAY	0- 0	0- 0	0- 0				
2- 0	0- 0	0- 0	NEUTRAL	0- 0	1- 0	1- 0				
4- 10	1- 3	0- 3	CONFERENCE	0- 2	2- 2	1- 0				
3- 4	1- 1	0- 2	HOME	0- 0	1- 1	1- 0				
1- 6	0- 2	0- 1	AWAY	0- 2	1- 1	0- 0				
0- 0	0- 0	0- 0	NEUTRAL	0- 0	0- 0	0- 0				

RPI S	Opponent	Score	RPI S	Opponent	Score	RPI S	Opponent	Score	RPI S	Opponent	Score	Team's RPI: 124
1	A Notre Dame	54 88	26	H Miami (FL)	61 76	52	A Duke	55 71	107	N Gonzaga	67 62	
15	H Louisville	60 78	45	A North Carolina St.	49 78	60	H Oregon	77 79	113	A Wake Forest	63 75	
16	H Syracuse	77 73	45	H North Carolina St.	66 80	69	H Maine	59 58	114	H Northwestern	72 85	
17	A Florida St.	63 94				77	A Georgia Tech	73 80	115	H Iona	64 52	
22	A Oklahoma St.	67 77							117	H Virginia Tech	71 67	
									119	A Boston College	86 78	
									120	H Pittsburgh	60 76	
									151	N Southern Miss.	69 62	
									154	H Pacific	63 66	
									165	H Yale	70 63	
									193	H Gardner-Webb	65 66	
									203	H USC Upstate	80 40	
									238	H New Hampshire	65 60	
									251	H Clemson	72 56	
									275	H Appalachian St.	68 59	
									291	H Florida A&M	94 58	
									309	H Fairleigh Dickinson	64 46	
LAST 12 Division I GAMES:												
45	H North Carolina St.	66 80	45	A North Carolina St.	49 78							
120	H Pittsburgh	60 76	52	A Duke	55 71							
17	A Florida St.	63 94	113	A Wake Forest	63 75							
117	H Virginia Tech	71 67	26	H Miami (FL)	61 76							
119	A Boston College	86 78	77	A Georgia Tech	73 80							
15	H Louisville	60 78	1	A Notre Dame	54 88							

Non-Div I Games:

North Carolina

Loss, Non-Conf, S Site, H Home A Away N Neutral

Average RPI Win:	136	WON-LOST	WINNING	LAST 10	STRENGTH OF	OPP. STRENGTH	TEAM	ADJ.	CONF.	ADJ CONF.
Average RPI Loss:	45	RECORD	PCT. RANK	GAMES	SCHEDULE	OF SCHEDULE	RPI	RPI	RPI	RPI
DIV. I ONLY	18- 9	78	6- 4	26	43	45	45	4	4	
DIV. I NON-CONF.	9- 4	95	0- 0	94	76	80	80	5	5	
TOTALS	RPI 1-25	RPI 26-50	W-L RECORDS	RPI 51-100	RPI 101-150	RPI 150+				
18- 9	0- 4	1- 2	OVERALL	4- 2	8- 1	5- 0				
11- 3	0- 2	1- 0	HOME	3- 1	3- 0	4- 0				
5- 5	0- 2	0- 1	AWAY	1- 1	4- 1	0- 0				
2- 1	0- 0	0- 1	NEUTRAL	0- 0	1- 0	1- 0				
9- 4	0- 1	1- 1	NON-CONFERENCE	1- 2	2- 0	5- 0				
6- 1	0- 0	1- 0	HOME	1- 1	0- 0	4- 0				
1- 2	0- 1	0- 0	AWAY	0- 1	1- 0	0- 0				
2- 1	0- 0	0- 1	NEUTRAL	0- 0	1- 0	1- 0				
9- 5	0- 3	0- 1	CONFERENCE	3- 0	6- 1	0- 0				
5- 2	0- 2	0- 0	HOME	2- 0	3- 0	0- 0				
4- 3	0- 1	0- 1	AWAY	1- 0	3- 1	0- 0				
0- 0	0- 0	0- 0	NEUTRAL	0- 0	0- 0	0- 0				

RPI 1-25				RPI 26-50				Team's RPI: 45				RPI 51-100				RPI 101+			
RPI	S	Opponent	Score	RPI	S	Opponent	Score	RPI	S	Opponent	Score	RPI	S	Opponent	Score	RPI	S	Opponent	Score
1	A	Notre Dame	46 82	26	A	Miami (FL)	44 73	52	A	Duke	65 62	112	A	Liberty	61 53				
15	H	Louisville	90 92	32	N	Seton Hall	55 58	77	H	Georgia Tech	65 57	113	A	Wake Forest	58 63				
16	H	Syracuse	52 55	50	H	Villanova	70 64	79	H	Charlotte	72 65	113	H	Wake Forest	64 47				
19	A	Florida	72 79					88	A	Nebraska	67 88	117	A	Virginia Tech	72 61				
								94	H	Virginia	63 52	119	H	Boston College	74 63				
								96	H	Elon	66 69	120	A	Pittsburgh	78 76				
												124	A	North Carolina	80 66				
												124	H	North Carolina	78 49				
												146	N	UAB	67 56				
												173	H	Davidson	58 42				
												194	N	Eastern Ky.	73 62				
												196	H	Radford	67 52				
												254	H	High Point	89 48				
												310	H	Western Caro.	86 55				
LAST 12 Division I GAMES:																			
124	A	North Carolina	80 66	94	H	Virginia	63 52												
16	H	Syracuse	52 55	117	A	Virginia Tech	72 61												
119	H	Boston College	74 63	15	H	Louisville	90 92												
113	A	Wake Forest	58 63	52	A	Duke	65 62												
1	A	Notre Dame	46 82	120	A	Pittsburgh	78 76												
124	H	North Carolina	78 49	77	H	Georgia Tech	65 57												

Non-Div I Games:

North Carolina St.

■ Loss,
 ■ Non-Conf, S Site,
 ■ Home
 ■ Away
 N Neutral

North Dakota

Through Games Of Feb. 24, 2016

Average RPI Win: 225	WON-LOST	WINNING	LAST 10	STRENGTH OF	OPP. STRENGTH	TEAM	ADJ.	CONF.	ADJ CONF.
Average RPI Loss: 116	RECORD	PCT. RANK	GAMES	SCHEDULE	OF SCHEDULE	RPI	RPI	RPI	RPI
DIV. I ONLY	13- 12	159	8- 2	59	299	116	116	20	20
DIV. I NON-CONF.	4- 7	222	0- 0	32	207	171	171	22	22
TOTALS	RPI 1-25	RPI 26-50	W-L RECORDS	RPI 51-100	RPI 101-150	RPI 150+			
13- 12	0- 0	0- 0	OVERALL	0- 6	1- 3	12- 3			
9- 3	0- 0	0- 0	HOME	0- 1	1- 1	8- 1			
4- 8	0- 0	0- 0	AWAY	0- 0	0- 0	4- 0			
0- 1	0- 0	0- 0	NEUTRAL	0- 1	0- 0	0- 0			
4- 7	0- 0	0- 0	NON-CONFERENCE	0- 6	1- 1	3- 0			
4- 1	0- 0	0- 0	HOME	0- 1	1- 0	3- 0			
0- 5	0- 0	0- 0	AWAY	0- 4	0- 1	0- 0			
0- 1	0- 0	0- 0	NEUTRAL	0- 1	0- 0	0- 0			
9- 5	0- 0	0- 0	CONFERENCE	0- 0	0- 2	9- 3			
5- 2	0- 0	0- 0	HOME	0- 0	0- 1	5- 1			
4- 3	0- 0	0- 0	AWAY	0- 0	0- 1	4- 2			
0- 0	0- 0	0- 0	NEUTRAL	0- 0	0- 0	0- 0			

RPI 1-25			RPI 26-50			RPI 51-100			RPI 101+			Team's RPI: 116					
RPI	S	Opponent	Score	RPI	S	Opponent	Score	RPI	S	Opponent	Score	RPI	S	Opponent	Score		
								59	A	Iowa	61	83	105	H	UNI	64	59
								60	A	Oregon	51	77	106	A	Drake	63	73
								65	H	South Dakota	70	73	137	A	Idaho	65	92
								70	A	Minnesota	47	57	137	H	Idaho	59	65
								91	N	UT Martin	58	84	163	A	Montana St.	61	69
								99	A	San Francisco	57	74	176	A	Northern Colo.	59	58
													176	H	Northern Colo.	54	51
													190	A	Montana	61	59
													199	A	Weber St.	85	78
													199	H	Weber St.	56	62
													200	A	Eastern Wash.	57	60
													200	H	Eastern Wash.	72	69
													229	H	Western Ill.	78	67
													234	A	Idaho St.	60	57
													234	H	Idaho St.	45	42
													259	H	Omaha	67	52
													276	H	Northern Ariz.	63	56
													314	H	North Dakota St.	71	54
													329	H	Southern Utah	68	56
LAST 12 Division I GAMES:																	
				176	A	Northern Colo.	59	58					329	H	Southern Utah	68	56
				137	H	Idaho	59	65					276	H	Northern Ariz.	63	56
				200	H	Eastern Wash.	72	69					190	A	Montana	61	59
				199	A	Weber St.	85	78					163	A	Montana St.	61	69
				234	A	Idaho St.	60	57					234	H	Idaho St.	45	42
				176	H	Northern Colo.	54	51					199	H	Weber St.	56	62

Non-Div I Games:

North Dakota

Loss, Non-Conf, S Site, H Home A Away N Neutral

Average RPI Win:	308	WON-LOST	WINNING	LAST 10	STRENGTH OF	OPP. STRENGTH	TEAM	ADJ.	CONF.	ADJ CONF.
Average RPI Loss:	168	RECORD	PCT. RANK	GAMES	SCHEDULE	OF SCHEDULE	RPI	RPI	RPI	RPI
DIV. I ONLY	5- 20	310	2- 8	216	278	314	314	18	18	
DIV. I NON-CONF.	3- 8	258	0- 0	279	340	306	306	19	19	
TOTALS	RPI 1-25	RPI 26-50	W-L RECORDS	RPI 51-100	RPI 101-150	RPI 150+				
5- 20	0- 0	0- 0	OVERALL	0- 6	0- 5	5- 9				
3- 9	0- 0	0- 0	HOME	0- 4	0- 2	3- 3				
1- 9	0- 0	0- 0	AWAY	0- 2	0- 3	1- 4				
1- 2	0- 0	0- 0	NEUTRAL	0- 0	0- 0	1- 2				
3- 8	0- 0	0- 0	NON-CONFERENCE	0- 2	0- 1	3- 5				
1- 3	0- 0	0- 0	HOME	0- 2	0- 0	1- 1				
1- 3	0- 0	0- 0	AWAY	0- 0	0- 1	1- 2				
1- 2	0- 0	0- 0	NEUTRAL	0- 0	0- 0	1- 2				
2- 12	0- 0	0- 0	CONFERENCE	0- 4	0- 4	2- 4				
2- 6	0- 0	0- 0	HOME	0- 2	0- 2	2- 2				
0- 6	0- 0	0- 0	AWAY	0- 2	0- 2	0- 2				
0- 0	0- 0	0- 0	NEUTRAL	0- 0	0- 0	0- 0				

RPI 1-25				RPI 26-50				RPI 51-100				RPI 101+				Team's RPI: 314	
RPI	S	Opponent	Score	RPI	S	Opponent	Score	RPI	S	Opponent	Score	RPI	S	Opponent	Score		
								63	A	South Dakota St.	47	81	116	A	North Dakota	54	71
								63	H	South Dakota St.	63	81	125	A	IUPUI	44	67
								65	A	South Dakota	54	80	125	H	IUPUI	63	64
								65	H	South Dakota	94	96	147	A	Oral Roberts	58	59
								69	H	Maine	51	82	147	H	Oral Roberts	42	52
								93	H	New Mexico St.	69	79	169	N	Delaware	50	62
													226	H	Grand Canyon	67	76
													229	H	Western Ill.	82	94
													236	N	N.C. A&T	64	72
													248	A	San Diego St.	54	64
													259	A	Omaha	52	77
													259	H	Omaha	74	67
													279	N	Prairie View	79	58
													297	A	Denver	53	64
													297	H	Denver	45	55
													317	H	IPFW	94	85
													318	A	Kent St.	54	75
													339	H	Cal St. Fullerton	79	64
													345	A	NJIT	64	59
LAST 12 Division I GAMES:																	
				297	H	Denver	45	55					317	H	IPFW	94	85
				259	H	Omaha	74	67					229	H	Western Ill.	82	94
				125	H	IUPUI	63	64					125	A	IUPUI	44	67
				63	A	South Dakota St.	47	81					65	H	South Dakota	94	96
				147	A	Oral Roberts	58	59					147	H	Oral Roberts	42	52
				65	A	South Dakota	54	80					297	A	Denver	53	64

Non-Div I Games: Valley City St. 85 77 St. Mary (NE) 88 68

North Dakota St.

Loss, Non-Conf, S Site, H Home A Away N Neutral

Average RPI Win: 321		WON-LOST	WINNING	LAST 10	STRENGTH OF	OPP. STRENGTH	TEAM	ADJ.	CONF.	ADJ CONF.
Average RPI Loss: 189		RECORD	PCT. RANK	GAMES	SCHEDULE	OF SCHEDULE	RPI	RPI	RPI	RPI
DIV. I ONLY		5- 20	310	2- 8	277	302	326	326	29	29
DIV. I NON-CONF.		2- 10	304	0- 0	238	293	313	313	28	28
TOTALS	RPI 1-25	RPI 26-50		W-L RECORDS		RPI 51-100	RPI 101-150	RPI 150+		
5- 20	0- 1	0- 0		OVERALL		0- 4	0- 2	5- 13		
3- 10	0- 0	0- 0		HOME		0- 2	0- 1	3- 7		
2- 10	0- 1	0- 0		AWAY		0- 2	0- 1	2- 6		
0- 0	0- 0	0- 0		NEUTRAL		0- 0	0- 0	0- 0		
2- 10	0- 1	0- 0		NON-CONFERENCE		0- 2	0- 1	2- 6		
1- 5	0- 0	0- 0		HOME		0- 1	0- 0	1- 4		
1- 5	0- 1	0- 0		AWAY		0- 1	0- 1	1- 2		
0- 0	0- 0	0- 0		NEUTRAL		0- 0	0- 0	0- 0		
3- 10	0- 0	0- 0		CONFERENCE		0- 2	0- 1	3- 7		
2- 5	0- 0	0- 0		HOME		0- 1	0- 1	2- 3		
1- 5	0- 0	0- 0		AWAY		0- 1	0- 0	1- 4		
0- 0	0- 0	0- 0		NEUTRAL		0- 0	0- 0	0- 0		

RPI 1-25				RPI 26-50				RPI 51-100				RPI 101+				Team's RPI: 326	
RPI	S	Opponent	Score	RPI	S	Opponent	Score	RPI	S	Opponent	Score	RPI	S	Opponent	Score		
17	A	Florida St.	28 80					57	H	Purdue	47 70	111	A	Mercer	54 68		
								67	A	FGCU	50 75	140	H	Jacksonville	39 73		
								67	H	FGCU	38 65	156	A	Alabama	47 69		
								88	A	Nebraska	46 91	189	A	Stetson	61 81		
												189	H	Stetson	56 67		
												203	A	USC Upstate	54 69		
												203	H	USC Upstate	61 75		
												255	H	Bethune-Cookman	49 53		
												257	H	UNCW	47 63		
												265	A	Georgia St.	63 76		
												281	H	Towson	74 72		
												292	H	Campbell	55 66		
												295	A	Kennesaw St.	54 76		
												295	H	Kennesaw St.	55 70		
												299	H	South Carolina St.	48 53		
												303	A	UMKC	62 55		
												331	A	Lipscomb	71 78		
												331	H	Lipscomb	78 70		
												345	A	NJIT	68 51		
												345	H	NJIT	72 49		
LAST 12 Division I GAMES:																	
				345	H	NJIT	72 49	189	A	Stetson	61 81						
				203	H	USC Upstate	61 75	67	H	FGCU	38 65						
				295	A	Kennesaw St.	54 76	203	A	USC Upstate	54 69						
				331	A	Lipscomb	71 78	345	A	NJIT	68 51						
				189	H	Stetson	56 67	331	H	Lipscomb	78 70						
				67	A	FGCU	50 75	295	H	Kennesaw St.	55 70						

Non-Div I Games:	Warner	60	51	Webber Int'l	60	72	Trinity Baptist	97	30
------------------	--------	----	----	--------------	----	----	-----------------	----	----

North Florida

■ Loss, ■ Non-Conf, S Site, H Home A Away N Neutral

North Texas

Through Games Of Feb. 24, 2016

Average RPI Win:	198	WON-LOST	WINNING	LAST 10	STRENGTH OF	OPP. STRENGTH	TEAM	ADJ.	CONF.	ADJ CONF.
Average RPI Loss:	139	RECORD	PCT. RANK	GAMES	SCHEDULE	OF SCHEDULE	RPI	RPI	RPI	RPI
DIV. I ONLY	9- 15	249	2- 8	179	126	224	224	12	12	
DIV. I NON-CONF.	5- 5	160	0- 0	209	211	182	182	10	10	
TOTALS	RPI 1-25	RPI 26-50	W-L RECORDS	RPI 51-100	RPI 101-150	RPI 150+				
9- 15	0- 1	1- 1	OVERALL	0- 3	2- 3	6- 7				
4- 8	0- 1	0- 0	HOME	0- 3	2- 2	2- 2				
5- 7	0- 0	1- 1	AWAY	0- 0	0- 1	4- 5				
0- 0	0- 0	0- 0	NEUTRAL	0- 0	0- 0	0- 0				
5- 5	0- 0	1- 0	NON-CONFERENCE	0- 1	1- 2	3- 2				
2- 3	0- 0	0- 0	HOME	0- 1	1- 1	1- 1				
3- 2	0- 0	1- 0	AWAY	0- 0	0- 1	2- 1				
0- 0	0- 0	0- 0	NEUTRAL	0- 0	0- 0	0- 0				
4- 10	0- 1	0- 1	CONFERENCE	0- 2	1- 1	3- 5				
2- 5	0- 1	0- 0	HOME	0- 2	1- 1	1- 1				
2- 5	0- 0	0- 1	AWAY	0- 0	0- 0	2- 4				
0- 0	0- 0	0- 0	NEUTRAL	0- 0	0- 0	0- 0				

RPI S	Opponent	Score	RPI S	Opponent	Score	RPI S	Opponent	Score	RPI S	Opponent	Score	Team's RPI: 224
24	H UTEP	67 75	34	A Oklahoma	61 57	68	H Middle Tenn.	52 76	115	A Iona	51 62	
			49	A Western Ky.	53 65	79	H Charlotte	70 82	125	H IUPUI	68 67	
						99	H San Francisco	61 69	136	H Arizona	44 51	
									143	H Old Dominion	48 65	
									146	H UAB	53 51	
									151	A Southern Miss.	38 57	
									155	A Marshall	71 63	
									160	H SMU	60 57	
									171	A Louisiana Tech	71 77	
									188	A Fla. Atlantic	61 71	
									199	H Weber St.	38 45	
									221	A Texas St.	62 64	
									223	A Rice	97 100	
									223	H Rice	73 79	
									264	H UTSA	68 58	
									268	A La Salle	69 63	
									302	A FIU	58 40	
									332	A Incarnate Word	62 55	
LAST 12 Division I GAMES:												
188	A	Fla. Atlantic	61	71	223	H	Rice	73	79			
302	A	FIU	58	40	146	H	UAB	53	51			
79	H	Charlotte	70	82	68	H	Middle Tenn.	52	76			
143	H	Old Dominion	48	65	49	A	Western Ky.	53	65			
171	A	Louisiana Tech	71	77	155	A	Marshall	71	63			
151	A	Southern Miss.	38	57	223	A	Rice	97	100			

Non-Div I Games:

North Texas

■ Loss,
 ■ Non-Conf,
 ■ S Site,
 ■ H Home
 ■ A Away
 N Neutral

Northeastern

Through Games Of Feb. 24, 2016

Average RPI Win:	203	WON-LOST	WINNING	LAST 10	STRENGTH OF	OPP. STRENGTH	TEAM	ADJ.	CONF.	ADJ CONF.
Average RPI Loss:	114	RECORD	PCT. RANK	GAMES	SCHEDULE	OF SCHEDULE	RPI	RPI	RPI	RPI
DIV. I ONLY	12- 14	198	5- 5	99	164	161	161	13	13	
DIV. I NON-CONF.	5- 6	180	0- 0	113	228	180	180	11	11	
TOTALS	RPI 1-25	RPI 26-50	W-L RECORDS	RPI 51-100	RPI 101-150	RPI 150+				
12- 14	0- 1	0- 3	OVERALL	3- 4	0- 2	9- 4				
5- 8	0- 1	0- 1	HOME	1- 3	0- 1	4- 2				
7- 4	0- 0	0- 1	AWAY	2- 1	0- 0	5- 2				
0- 2	0- 0	0- 1	NEUTRAL	0- 0	0- 1	0- 0				
5- 6	0- 1	0- 1	NON-CONFERENCE	1- 1	0- 2	4- 1				
2- 4	0- 1	0- 0	HOME	1- 1	0- 1	1- 1				
3- 0	0- 0	0- 0	AWAY	0- 0	0- 0	3- 0				
0- 2	0- 0	0- 1	NEUTRAL	0- 0	0- 1	0- 0				
7- 8	0- 0	0- 2	CONFERENCE	2- 3	0- 0	5- 3				
3- 4	0- 0	0- 1	HOME	0- 2	0- 0	3- 1				
4- 4	0- 0	0- 1	AWAY	2- 1	0- 0	2- 2				
0- 0	0- 0	0- 0	NEUTRAL	0- 0	0- 0	0- 0				

RPI 1-25				RPI 26-50				RPI 51-100				RPI 101+ Team's RPI: 161			
RPI	S	Opponent	Score	RPI	S	Opponent	Score	RPI	S	Opponent	Score	RPI	S	Opponent	Score
25	H	Michigan St.	51 77	28	N	Missouri	56 69	69	H	Maine	56 44	119	H	Boston College	45 71
				42	A	James Madison	62 85	74	A	Hofstra	50 75	134	N	Fresno St.	55 69
				42	H	James Madison	52 61	81	A	Drexel	73 65	169	A	Delaware	52 59
								81	H	Drexel	49 53	169	H	Delaware	57 54
								96	A	Elon	67 61	191	A	William & Mary	62 69
								96	H	Elon	54 56	191	H	William & Mary	69 68
								98	H	Quinnipiac	60 71	212	H	Canisius	57 68
												220	A	Siena	70 67
												230	A	Col. of Charleston	52 49
												238	A	New Hampshire	66 54
												257	A	UNCW	72 66
												257	H	UNCW	69 52
												281	H	Towson	71 72
												282	H	UMES	60 49
												344	A	Boston U.	77 44
LAST 12 Division I GAMES:															
257	H	UNCW	69 52	191	A	William & Mary	62 69								
169	H	Delaware	57 54	96	H	Elon	54 56								
96	A	Elon	67 61	81	H	Drexel	49 53								
257	A	UNCW	72 66	74	A	Hofstra	50 75								
42	H	James Madison	52 61	42	A	James Madison	62 85								
230	A	Col. of Charleston	52 49	191	H	William & Mary	69 68								

Non-Div I Games:

Northeastern

■ Loss,
 ■ Non-Conf, S Site,
 ■ Home
 ■ Away
 N Neutral

Average RPI Win:	297	WON-LOST	WINNING	LAST 10	STRENGTH OF	OPP. STRENGTH	TEAM	ADJ.	CONF.	ADJ CONF.
Average RPI Loss:	152	RECORD	PCT. RANK	GAMES	SCHEDULE	OF SCHEDULE	RPI	RPI	RPI	RPI
DIV. I ONLY	4- 20	320	1- 9	72	324	276	276	20	20	
DIV. I NON-CONF.	2- 7	280	0- 0	114	191	230	230	22	22	
TOTALS	RPI 1-25	RPI 26-50	W-L RECORDS	RPI 51-100	RPI 101-150	RPI 150+				
4- 20	0- 1	0- 0	OVERALL	0- 2	0- 6	4- 11				
3- 6	0- 0	0- 0	HOME	0- 0	0- 2	3- 4				
1- 13	0- 1	0- 0	AWAY	0- 2	0- 3	1- 7				
0- 1	0- 0	0- 0	NEUTRAL	0- 0	0- 1	0- 0				
2- 7	0- 1	0- 0	NON-CONFERENCE	0- 2	0- 3	2- 1				
1- 1	0- 0	0- 0	HOME	0- 0	0- 1	1- 0				
1- 5	0- 1	0- 0	AWAY	0- 2	0- 1	1- 1				
0- 1	0- 0	0- 0	NEUTRAL	0- 0	0- 1	0- 0				
2- 13	0- 0	0- 0	CONFERENCE	0- 0	0- 3	2- 10				
2- 5	0- 0	0- 0	HOME	0- 0	0- 1	2- 4				
0- 8	0- 0	0- 0	AWAY	0- 0	0- 2	0- 6				
0- 0	0- 0	0- 0	NEUTRAL	0- 0	0- 0	0- 0				

RPI 1-25				RPI 26-50				RPI 51-100				RPI 101+ Team's RPI: 276			
RPI	S	Opponent	Score	RPI	S	Opponent	Score	RPI	S	Opponent	Score	RPI	S	Opponent	Score
24	A	UTEP	66 77					88	A	Nebraska	67 90	104	A	Iowa St.	63 79
								93	A	New Mexico St.	53 87	116	A	North Dakota	56 63
												118	H	Hawaii	52 61
												130	N	Long Beach St.	48 69
												137	A	Idaho	59 76
												137	H	Idaho	51 72
												163	A	Montana St.	77 86
												163	H	Montana St.	72 83
												176	A	Northern Colo.	55 79
												177	A	Colorado	66 90
												190	A	Montana	58 81
												190	H	Montana	57 61
												199	A	Weber St.	88 95
												199	H	Weber St.	56 76
												200	A	Eastern Wash.	65 72
												200	H	Eastern Wash.	71 81
												234	A	Idaho St.	61 71
												234	H	Idaho St.	63 62
												287	H	Lamar	75 63
												329	H	Southern Utah	57 48
												338	A	UC Irvine	71 55
LAST 12 Division I GAMES:															
199	A	Weber St.	88 95	234	H	Idaho St.	63 62								
234	A	Idaho St.	61 71	199	H	Weber St.	56 76								
190	H	Montana	57 61	176	A	Northern Colo.	55 79								
163	H	Montana St.	72 83	116	A	North Dakota	56 63								
137	A	Idaho	59 76	200	H	Eastern Wash.	71 81								
200	A	Eastern Wash.	65 72	137	H	Idaho	51 72								

Non-Div I Games: N.M. Highlands 91 43 Dixie St. 68 66

Northern Ariz.

■ Loss,
■ Non-Conf, S Site,
■ Home
■ Away
N Neutral

Average RPI Win: 228	WON-LOST	WINNING	LAST 10	STRENGTH OF	OPP. STRENGTH	TEAM	ADJ.	CONF.	ADJ CONF.
Average RPI Loss: 145	RECORD	PCT. RANK	GAMES	SCHEDULE	OF SCHEDULE	RPI	RPI	RPI	RPI
DIV. I ONLY	10- 13	218	4- 6	87	269	176	176	20	20
DIV. I NON-CONF.	4- 5	193	0- 0	163	100	164	164	22	22

TOTALS	RPI 1-25	RPI 26-50	W-L RECORDS	RPI 51-100	RPI 101-150	RPI 150+			
10- 13	0- 0	0- 1	OVERALL	0- 2	2- 3	8- 7			
6- 4	0- 0	0- 1	HOME	0- 1	1- 1	5- 1			
2- 9	0- 0	0- 0	AWAY	0- 1	0- 2	2- 6			
2- 0	0- 0	0- 0	NEUTRAL	0- 0	1- 0	1- 0			
4- 5	0- 0	0- 1	NON-CONFERENCE	0- 2	1- 0	3- 2			
1- 2	0- 0	0- 1	HOME	0- 1	0- 0	1- 0			
1- 3	0- 0	0- 0	AWAY	0- 1	0- 0	1- 2			
2- 0	0- 0	0- 0	NEUTRAL	0- 0	1- 0	1- 0			
6- 8	0- 0	0- 0	CONFERENCE	0- 0	1- 3	5- 5			
5- 2	0- 0	0- 0	HOME	0- 0	1- 1	4- 1			
1- 6	0- 0	0- 0	AWAY	0- 0	0- 2	1- 4			
0- 0	0- 0	0- 0	NEUTRAL	0- 0	0- 0	0- 0			

RPI 1-25				RPI 26-50				RPI 51-100				RPI 101+ Team's RPI: 176			
RPI	S	Opponent	Score	RPI	S	Opponent	Score	RPI	S	Opponent	Score	RPI	S	Opponent	Score
				39	H	Colorado St.	46 62	58	H	St. Mary's (CA)	52 65	116	A	North Dakota	51 54
								63	A	South Dakota St.	62 66	116	H	North Dakota	58 59
												123	N	Akron	78 65
												137	A	Idaho	56 66
												137	H	Idaho	70 68
												163	A	Montana St.	58 66
												177	A	Colorado	41 63
												190	A	Montana	46 58
												199	A	Weber St.	79 82
												199	H	Weber St.	65 63
												200	A	Eastern Wash.	55 59
												200	H	Eastern Wash.	57 66
												208	H	Utah St.	74 60
												226	A	Grand Canyon	59 69
												234	A	Idaho St.	61 59
												234	H	Idaho St.	48 47
												239	N	Valparaiso	77 63
												276	H	Northern Ariz.	79 55
												297	A	Denver	60 51
												329	H	Southern Utah	64 44
LAST 12 Division I GAMES:															
				116	H	North Dakota	58 59	276	H	Northern Ariz.	79 55				
				200	H	Eastern Wash.	57 66	329	H	Southern Utah	64 44				
				137	H	Idaho	70 68	163	A	Montana St.	58 66				
				234	A	Idaho St.	61 59	190	A	Montana	46 58				
				199	A	Weber St.	79 82	199	H	Weber St.	65 63				
				116	A	North Dakota	51 54	234	H	Idaho St.	48 47				

Non-Div I Games: Western St. 101 48

Northern Colo.

Average RPI Win:	241	WON-LOST	WINNING	LAST 10	STRENGTH OF	OPP. STRENGTH	TEAM	ADJ.	CONF.	ADJ CONF.
Average RPI Loss:	142	RECORD	PCT. RANK	GAMES	SCHEDULE	OF SCHEDULE	RPI	RPI	RPI	RPI
DIV. I ONLY	10- 15	232	3- 4	251	166	249	249	11	11	
DIV. I NON-CONF.	6- 4	125	1- 0	348	271	256	256	13	13	
TOTALS	RPI 1-25	RPI 26-50	W-L RECORDS	RPI 51-100	RPI 101-150	RPI 150+				
10- 15	0- 0	0- 2	OVERALL	0- 5	4- 2	6- 6				
5- 5	0- 0	0- 1	HOME	0- 3	2- 0	3- 1				
3- 9	0- 0	0- 1	AWAY	0- 2	2- 2	1- 4				
2- 1	0- 0	0- 0	NEUTRAL	0- 0	0- 0	2- 1				
6- 4	0- 0	0- 0	NON-CONFERENCE	0- 0	1- 1	5- 3				
3- 0	0- 0	0- 0	HOME	0- 0	1- 0	2- 0				
1- 3	0- 0	0- 0	AWAY	0- 0	0- 1	1- 2				
2- 1	0- 0	0- 0	NEUTRAL	0- 0	0- 0	2- 1				
4- 11	0- 0	0- 2	CONFERENCE	0- 5	3- 1	1- 3				
2- 5	0- 0	0- 1	HOME	0- 3	1- 0	1- 1				
2- 6	0- 0	0- 1	AWAY	0- 2	2- 1	0- 2				
0- 0	0- 0	0- 0	NEUTRAL	0- 0	0- 0	0- 0				

RPI S	Opponent	Score	RPI S	Opponent	Score	RPI S	Opponent	Score	RPI S	Opponent	Score	Team's RPI: 249
35	A Ohio	70 95	35	H Ohio	47 72	73	H Ball St.	57 73	106	H Drake	87 73	
						75	A Central Mich.	63 95	108	A Toledo	59 66	
						75	H Central Mich.	67 73	123	A Akron	65 58	
						85	A Eastern Mich.	60 84	133	A Western Mich.	80 70	
						85	H Eastern Mich.	80 87	138	H Buffalo	76 74	
									145	A SIUE	67 93	
									174	A Milwaukee	58 73	
									182	A Wisconsin	62 89	
									214	N Kansas	58 66	
									260	H Bowling Green	43 58	
									267	A Miami (OH)	60 66	
									267	H Miami (OH)	92 73	
									305	H Bradley	68 64	
									318	A Kent St.	85 95	
									321	N Illinois St.	68 59	
									337	H Eastern Ill.	79 63	
									339	N Cal St. Fullerton	72 49	
									340	A Chicago St.	68 50	
LAST 12 Division I GAMES:												
339	N Cal St. Fullerton	72 49	35	A Ohio	70 95	138	H Buffalo	76 74	318	A Kent St.	85 95	
133	A Western Mich.	80 70	73	H Ball St.	57 73	260	H Bowling Green	43 58	35	H Ohio	47 72	
85	A Eastern Mich.	60 84	75	H Central Mich.	67 73	108	A Toledo	59 66	267	H Miami (OH)	92 73	
73	H Ball St.	57 73										
75	H Central Mich.	67 73										
267	H Miami (OH)	92 73										

Non-Div I Games: Wis. Lutheran 69 42

Northern Ill.

Loss, Non-Conf, S Site, H Home A Away N Neutral

Average RPI Win:	216	WON-LOST	WINNING	LAST 10	STRENGTH OF	OPP. STRENGTH	TEAM	ADJ.	CONF.	ADJ CONF.
Average RPI Loss:	127	RECORD	PCT. RANK	GAMES	SCHEDULE	OF SCHEDULE	RPI	RPI	RPI	RPI
DIV. I ONLY	14- 9	106	6- 4	186	150	139	139	14	14	
DIV. I NON-CONF.	6- 3	99	0- 0	272	118	168	168	16	16	
TOTALS	RPI 1-25	RPI 26-50	W-L RECORDS	RPI 51-100	RPI 101-150	RPI 150+				
14- 9	0- 1	0- 1	OVERALL	1- 0	1- 3	12- 4				
7- 6	0- 1	0- 1	HOME	1- 0	0- 2	6- 2				
7- 3	0- 0	0- 0	AWAY	0- 0	1- 1	6- 2				
0- 0	0- 0	0- 0	NEUTRAL	0- 0	0- 0	0- 0				
6- 3	0- 1	0- 0	NON-CONFERENCE	1- 0	0- 1	5- 1				
4- 2	0- 1	0- 0	HOME	1- 0	0- 1	3- 0				
2- 1	0- 0	0- 0	AWAY	0- 0	0- 0	2- 1				
0- 0	0- 0	0- 0	NEUTRAL	0- 0	0- 0	0- 0				
8- 6	0- 0	0- 1	CONFERENCE	0- 0	1- 2	7- 3				
3- 4	0- 0	0- 1	HOME	0- 0	0- 1	3- 2				
5- 2	0- 0	0- 0	AWAY	0- 0	1- 1	4- 1				
0- 0	0- 0	0- 0	NEUTRAL	0- 0	0- 0	0- 0				

RPI S	Opponent	Score	RPI S	Opponent	Score	RPI S	Opponent	Score	RPI S	Opponent	Score	Team's RPI: 139
14	H Kentucky	65 84	27	H Green Bay	73 81	87	H Marquette	83 78	101	A Wright St.	61 66	
									101	H Wright St.	65 76	
									123	H Akron	75 77	
									131	A Youngstown St.	88 77	
									158	A Detroit	65 66	
									158	H Detroit	81 60	
									174	H Milwaukee	60 86	
									204	A Oakland	75 71	
									204	H Oakland	80 64	
									207	H Indiana St.	73 67	
									210	A Cincinnati	68 71	
									218	A Robert Morris	72 70	
									219	A Ill.-Chicago	72 61	
									219	H Ill.-Chicago	55 53	
									239	A Valparaiso	68 50	
									239	H Valparaiso	60 61	
									267	A Miami (OH)	71 57	
									273	H Tennessee Tech	88 62	
									277	A Cleveland St.	83 51	
									317	H IPFW	77 64	
LAST 12 Division I GAMES:												
204	H Oakland	80 64	277	A Cleveland St.	83 51							
158	H Detroit	81 60	174	H Milwaukee	60 86							
101	H Wright St.	65 76	27	H Green Bay	73 81							
239	A Valparaiso	68 50	158	A Detroit	65 66							
219	A Ill.-Chicago	72 61	204	A Oakland	75 71							
131	A Youngstown St.	88 77	101	A Wright St.	61 66							

Non-Div I Games: West Virginia St. 92 47 Ind.-Kokomo 104 33

Northern Ky.

Loss, Non-Conf, S Site, H Home A Away N Neutral

Northwestern

Through Games Of Feb. 24, 2016

Average RPI Win:	181	WON-LOST	WINNING	LAST 10	STRENGTH OF	OPP. STRENGTH	TEAM	ADJ.	CONF.	ADJ CONF.
Average RPI Loss:	52	RECORD	PCT. RANK	GAMES	SCHEDULE	OF SCHEDULE	RPI	RPI	RPI	RPI
DIV. I ONLY	15- 14	168	2- 8	68	64	114	114	5	5	
DIV. I NON-CONF.	11- 1	16	0- 0	216	287	65	65	4	4	
TOTALS	RPI 1-25	RPI 26-50	W-L RECORDS	RPI 51-100	RPI 101-150	RPI 150+				
15- 14	1- 5	0- 1	OVERALL	1- 6	3- 2	10- 0				
8- 8	1- 2	0- 1	HOME	1- 4	1- 1	5- 0				
4- 6	0- 0	0- 0	AWAY	0- 0	1- 1	3- 0				
3- 0	0- 0	0- 0	NEUTRAL	0- 0	1- 0	2- 0				
11- 1	0- 1	0- 0	NON-CONFERENCE	0- 0	3- 0	8- 0				
6- 1	0- 1	0- 0	HOME	0- 0	1- 0	5- 0				
2- 0	0- 0	0- 0	AWAY	0- 0	1- 0	1- 0				
3- 0	0- 0	0- 0	NEUTRAL	0- 0	1- 0	2- 0				
4- 13	1- 4	0- 1	CONFERENCE	1- 6	0- 2	2- 0				
2- 7	1- 1	0- 1	HOME	1- 4	0- 1	0- 0				
2- 6	0- 3	0- 0	AWAY	0- 2	0- 1	2- 0				
0- 0	0- 0	0- 0	NEUTRAL	0- 0	0- 0	0- 0				

RPI	S	Opponent	Score	RPI	S	Opponent	Score	RPI	S	Opponent	Score	RPI	S	Opponent	Score	Team's RPI: 114
5	A	Ohio St.	73 76	38	H	Indiana	84 91	53	A	Rutgers	59 61	124	A	North Carolina	85 72	
5	H	Ohio St.	86 82					57	H	Purdue	71 85	126	A	Penn St.	72 79	
11	A	Maryland	62 80					59	H	Iowa	64 79	126	H	Penn St.	54 73	
11	H	Maryland	70 79					62	H	Michigan	65 70	133	H	Western Mich.	86 62	
20	H	DePaul	64 77					70	A	Minnesota	92 95	141	N	Creighton	75 52	
25	A	Michigan St.	51 74					70	H	Minnesota	106 112	153	A	Illinois	69 59	
								88	H	Nebraska	85 62	159	N	East Carolina	78 75	
												174	H	Milwaukee	69 44	
												180	A	Loyola Chicago	81 72	
												182	A	Wisconsin	71 53	
												200	N	Eastern Wash.	74 70	
												234	H	Idaho St.	72 36	
												303	H	UMKC	80 38	
												311	H	Alcorn	91 47	
												335	H	Howard	89 49	
LAST 12 Division I GAMES:																
62	H	Michigan	65 70	153	A	Illinois	69 59									
182	A	Wisconsin	71 53	59	H	Iowa	64 79									
126	H	Penn St.	54 73	5	A	Ohio St.	73 76									
11	H	Maryland	70 79	38	H	Indiana	84 91									
53	A	Rutgers	59 61	70	A	Minnesota	92 95									
70	H	Minnesota	106 112	11	A	Maryland	62 80									

Non-Div I Games:

Northwestern

■ Loss,
■ Non-Conf, S Site,
■ Home
■ Away
N Neutral

Average RPI Win:	260	WON-LOST	WINNING	LAST 10	STRENGTH OF	OPP. STRENGTH	TEAM	ADJ.	CONF.	ADJ CONF.
Average RPI Loss:	126	RECORD	PCT. RANK	GAMES	SCHEDULE	OF SCHEDULE	RPI	RPI	RPI	RPI
DIV. I ONLY	12- 10	142	6- 4	93	311	128	128	28	28	
DIV. I NON-CONF.	2- 5	253	0- 0	4	243	120	120	26	26	
TOTALS	RPI 1-25	RPI 26-50	W-L RECORDS	RPI 51-100	RPI 101-150	RPI 150+				
12- 10	0- 2	0- 0	OVERALL	0- 2	1- 2	11- 4				
9- 1	0- 0	0- 0	HOME	0- 0	0- 1	9- 0				
3- 8	0- 1	0- 0	AWAY	0- 0	1- 0	2- 0				
0- 1	0- 0	0- 0	NEUTRAL	0- 0	0- 1	0- 0				
2- 5	0- 2	0- 0	NON-CONFERENCE	0- 1	0- 1	2- 1				
2- 0	0- 0	0- 0	HOME	0- 0	0- 0	2- 0				
0- 4	0- 2	0- 0	AWAY	0- 1	0- 0	0- 1				
0- 1	0- 0	0- 0	NEUTRAL	0- 0	0- 1	0- 0				
10- 5	0- 0	0- 0	CONFERENCE	0- 1	1- 1	9- 3				
7- 1	0- 0	0- 0	HOME	0- 0	0- 1	7- 0				
3- 4	0- 0	0- 0	AWAY	0- 1	1- 0	2- 3				
0- 0	0- 0	0- 0	NEUTRAL	0- 0	0- 0	0- 0				

RPI 1-25				RPI 26-50				RPI 51-100				RPI 101+ Team's RPI: 128			
RPI	S	Opponent	Score	RPI	S	Opponent	Score	RPI	S	Opponent	Score	RPI	S	Opponent	Score
3	A	Baylor	44 86					66	A	Abilene Christian	46 67	110	A	Central Ark.	60 56
7	A	Texas	33 86					93	A	New Mexico St.	54 65	110	H	Central Ark.	49 74
												130	N	Long Beach St.	59 60
												157	A	McNeese St.	74 78
												157	H	McNeese St.	85 64
												160	A	SMU	36 74
												179	H	Grambling	71 62
												211	A	Stephen F. Austin	52 68
												231	H	Sam Houston St.	69 49
												244	H	Houston Baptist	55 44
												287	A	Lamar	73 51
												301	H	Jackson St.	59 54
												307	H	Southeastern La.	82 62
												312	H	A&M-Corpus Christi	60 43
												319	A	Nicholls St.	61 70
												319	H	Nicholls St.	66 62
												332	A	Incarinate Word	53 48
												336	H	New Orleans	70 53
LAST 12 Division I GAMES:															
336	H	New Orleans	70 53	110	H	Central Ark.	49 74								
319	H	Nicholls St.	66 62	157	A	McNeese St.	74 78								
157	H	McNeese St.	85 64	319	A	Nicholls St.	61 70								
110	A	Central Ark.	60 56	287	A	Lamar	73 51								
211	A	Stephen F. Austin	52 68	312	H	A&M-Corpus Christi	60 43								
307	H	Southeastern La.	82 62	332	A	Incarinate Word	53 48								

Non-Div I Games: LeTourneau 73 44 Xavier (LA) 73 57 LSU-Alexandria 94 65 Central Baptist 86 56 Northwestern St.

Loss, Non-Conf, S Site, H Home A Away N Neutral

Through Games of Feb. 11, 1910										
Average RPI Win:	79	WON-LOST	WINNING	LAST 10	STRENGTH OF	OPP. STRENGTH	TEAM	ADJ.	CONF.	ADJ CONF.
Average RPI Loss:	4	RECORD	PCT. RANK	GAMES	SCHEDULE	OF SCHEDULE	RPI	RPI	RPI	RPI
DIV. I ONLY	26- 1	3	8- 0	2	8	1	1	4	4	
DIV. I NON-CONF.	12- 1	9	1- 0	7	2	2	2	5	5	
TOTALS	RPI 1-25	RPI 26-50	W-L RECORDS	RPI 51-100	RPI 101-150	RPI 150+				
26- 1	8- 1	2- 0	OVERALL	7- 0	7- 0	2- 0				
12- 0	5- 0	2- 0	HOME	2- 0	3- 0	0- 0				
12- 1	2- 1	0- 0	AWAY	5- 0	4- 0	1- 0				
2- 0	1- 0	0- 0	NEUTRAL	0- 0	0- 0	1- 0				
12- 1	5- 1	0- 0	NON-CONFERENCE	3- 0	2- 0	2- 0				
6- 0	4- 0	0- 0	HOME	1- 0	1- 0	0- 0				
4- 1	0- 1	0- 0	AWAY	2- 0	1- 0	1- 0				
2- 0	1- 0	0- 0	NEUTRAL	0- 0	0- 0	1- 0				
14- 0	3- 0	2- 0	CONFERENCE	4- 0	5- 0	0- 0				
6- 0	1- 0	2- 0	HOME	1- 0	2- 0	0- 0				
8- 0	2- 0	0- 0	AWAY	3- 0	3- 0	0- 0				
0- 0	0- 0	0- 0	NEUTRAL	0- 0	0- 0	0- 0				

RPI	S	Opponent	Score	RPI	S	Opponent	Score	RPI	S	Opponent	Score	RPI	S	Opponent	Score
4	A	UConn	81 91	26	H	Miami (FL)	90 69	52	A	Duke	68 61	102	A	Saint Joseph's	91 55
5	H	Ohio St.	75 72	45	H	North Carolina St.	82 46	63	A	South Dakota St.	75 64	108	H	Toledo	74 39
6	H	Oregon St.	62 61					77	A	Georgia Tech	54 42	113	A	Wake Forest	86 52
9	N	UCLA	92 84					77	H	Georgia Tech	85 76	117	H	Virginia Tech	80 41
15	A	Louisville	66 61					86	A	TCU	88 72	119	A	Boston College	63 50
16	H	Syracuse	90 62					89	H	Bucknell	85 54	120	A	Pittsburgh	65 55
17	A	Florida St.	73 66					94	A	Virginia	74 46	124	H	North Carolina	88 54
20	H	DePaul	95 90									239	A	Valparaiso	110 54
23	H	Tennessee	79 66									297	N	Denver	94 52
LAST 12 Division I GAMES:															
9	N	UCLA	92 84	52	A	Duke	68 61	77	A	Georgia Tech	54 42	117	H	Virginia Tech	80 41
17	A	Florida St.	73 66	16	H	Syracuse	90 62	23	H	Tennessee	79 66	119	A	Boston College	63 50
113	A	Wake Forest	86 52	45	H	North Carolina St.	82 46								

Non-Div I Games:

Notre Dame

Average RPI Win:	248	WON-LOST	WINNING	LAST 10	STRENGTH OF	OPP. STRENGTH	TEAM	ADJ.	CONF.	ADJ CONF.
Average RPI Loss:	150	RECORD	PCT. RANK	GAMES	SCHEDULE	OF SCHEDULE	RPI	RPI	RPI	RPI
DIV. I ONLY	12- 12	169	4- 6	284	185	204	204	14	14	
DIV. I NON-CONF.	6- 3	99	0- 0	342	296	233	233	16	16	
TOTALS	RPI 1-25	RPI 26-50	W-L RECORDS	RPI 51-100	RPI 101-150	RPI 150+				
12- 12	0- 1	1- 0	OVERALL	0- 1	0- 6	11- 4				
5- 5	0- 1	0- 0	HOME	0- 1	0- 3	5- 0				
7- 7	0- 0	1- 0	AWAY	0- 0	0- 3	6- 4				
0- 0	0- 0	0- 0	NEUTRAL	0- 0	0- 0	0- 0				
6- 3	0- 1	0- 0	NON-CONFERENCE	0- 1	0- 0	6- 1				
2- 2	0- 1	0- 0	HOME	0- 1	0- 0	2- 0				
4- 1	0- 0	0- 0	AWAY	0- 0	0- 0	4- 1				
0- 0	0- 0	0- 0	NEUTRAL	0- 0	0- 0	0- 0				
6- 9	0- 0	1- 0	CONFERENCE	0- 0	0- 6	5- 3				
3- 3	0- 0	0- 0	HOME	0- 0	0- 3	3- 0				
3- 6	0- 0	1- 0	AWAY	0- 0	0- 3	2- 3				
0- 0	0- 0	0- 0	NEUTRAL	0- 0	0- 0	0- 0				

RPI 1-25				RPI 26-50				RPI 51-100				RPI 101+ Team's RPI: 204			
RPI	S	Opponent	Score	RPI	S	Opponent	Score	RPI	S	Opponent	Score	RPI	S	Opponent	Score
25	H	Michigan St.	62 82	27	A	Green Bay	58 56	75	H	Central Mich.	87 110	101	A	Wright St.	63 79
												101	H	Wright St.	72 77
												131	A	Youngstown St.	63 67
												131	H	Youngstown St.	77 96
												139	A	Northern Ky.	64 80
												139	H	Northern Ky.	71 75
												158	A	Detroit	79 73
												174	A	Milwaukee	64 77
												219	A	Ill.-Chicago	78 76
												219	H	Ill.-Chicago	78 73
												228	H	Dartmouth	78 60
												239	A	Valparaiso	66 81
												239	H	Valparaiso	87 77
												267	A	Miami (OH)	54 65
												277	A	Cleveland St.	75 88
												277	H	Cleveland St.	79 69
												296	A	Vermont	74 68
												308	A	Niagara	77 67
												317	H	IPFW	81 74
												340	A	Chicago St.	74 51
												347	A	Norfolk St.	83 73
LAST 12 Division I GAMES:															
139	A	Northern Ky.	64 80	174	A	Milwaukee	64 77								
101	A	Wright St.	63 79	27	A	Green Bay	58 56								
219	H	Ill.-Chicago	78 73	158	A	Detroit	79 73								
239	H	Valparaiso	87 77	101	H	Wright St.	72 77								
277	A	Cleveland St.	75 88	139	H	Northern Ky.	71 75								
131	A	Youngstown St.	63 67	239	A	Valparaiso	66 81								

Non-Div I Games: Rochester College 83 49 Mich.-Dearborn 123 38

Oakland

■ Loss,
 ■ Non-Conf, S Site,
 ■ Home
 ■ Away
 N Neutral

Average RPI Win:	179	WON-LOST	WINNING	LAST 10	STRENGTH OF	OPP. STRENGTH	TEAM	ADJ.	CONF.	ADJ CONF.
Average RPI Loss:	99	RECORD	PCT. RANK	GAMES	SCHEDULE	OF SCHEDULE	RPI	RPI	RPI	RPI
DIV. I ONLY	22- 4	20	9- 1	152	118	35	35	11	11	
DIV. I NON-CONF.	8- 3	77	0- 0	182	67	63	63	13	13	
TOTALS	RPI 1-25	RPI 26-50	W-L RECORDS	RPI 51-100	RPI 101-150	RPI 150+				
22- 4	0- 1	1- 0	OVERALL	6- 1	4- 1	11- 1				
10- 0	0- 0	0- 0	HOME	3- 0	2- 0	5- 0				
8- 4	0- 0	0- 0	AWAY	2- 1	2- 0	4- 0				
4- 0	0- 0	1- 0	NEUTRAL	1- 0	0- 0	2- 0				
8- 3	0- 1	1- 0	NON-CONFERENCE	2- 1	0- 0	5- 1				
3- 0	0- 0	0- 0	HOME	1- 0	0- 0	2- 0				
1- 3	0- 1	0- 0	AWAY	0- 1	0- 0	1- 1				
4- 0	0- 0	1- 0	NEUTRAL	1- 0	0- 0	2- 0				
14- 1	0- 0	0- 0	CONFERENCE	4- 0	4- 1	6- 0				
7- 0	0- 0	0- 0	HOME	2- 0	2- 0	3- 0				
7- 1	0- 0	0- 0	AWAY	2- 0	2- 1	3- 0				
0- 0	0- 0	0- 0	NEUTRAL	0- 0	0- 0	0- 0				

RPI 1-25				RPI 26-50				Team's RPI: 35	RPI 51-100				RPI 101+			
RPI	S	Opponent	Score	RPI	S	Opponent	Score		RPI	S	Opponent	Score	RPI	S	Opponent	Score
21	A	Duquesne	47 64	38	N	Indiana	63 56		67	N	FGCU	69 57	108	A	Toledo	77 57
									68	H	Middle Tenn.	72 49	123	A	Akron	101 73
									73	A	Ball St.	68 67	123	H	Akron	75 55
									73	H	Ball St.	73 48	133	H	Western Mich.	73 63
									75	H	Central Mich.	86 84	138	A	Buffalo	43 51
									83	A	Vanderbilt	59 62	153	A	Illinois	53 62
									85	A	Eastern Mich.	71 64	159	N	East Carolina	64 61
													249	A	Northern Ill.	72 47
													249	H	Northern Ill.	95 70
													257	A	UNCW	75 59
													260	A	Bowling Green	72 57
													261	H	Saint Francis (PA)	91 65
													267	H	Miami (OH)	72 44
													317	H	IPFW	79 52
													318	A	Kent St.	93 54
													318	H	Kent St.	86 52
													320	N	Winthrop	75 54
LAST 12 Division I GAMES:																
318	H	Kent St.	86 52	73	A	Ball St.	68 67									
123	A	Akron	101 73	123	H	Akron	75 55									
267	H	Miami (OH)	72 44	249	A	Northern Ill.	72 47									
108	A	Toledo	77 57	318	A	Kent St.	93 54									
249	H	Northern Ill.	95 70	75	H	Central Mich.	86 84									
138	A	Buffalo	43 51	85	A	Eastern Mich.	71 64									

Non-Div I Games:

Ohio

Average RPI Win:	101	WON-LOST	WINNING	LAST 10	STRENGTH OF	OPP. STRENGTH	TEAM	ADJ.	CONF.	ADJ CONF.
Average RPI Loss:	38	RECORD	PCT. RANK	GAMES	SCHEDULE	OF SCHEDULE	RPI	RPI	RPI	RPI
DIV. I ONLY	23- 5	24	9- 1	4	14	5	5	5	5	5
DIV. I NON-CONF.	8- 3	77	0- 0	5	25	7	7	4	4	4
TOTALS	RPI 1-25	RPI 26-50	W-L RECORDS	RPI 51-100	RPI 101-150	RPI 150+				
23- 5	4- 3	2- 0	OVERALL	8- 1	3- 1	6- 0				
14- 1	2- 1	2- 0	HOME	5- 0	1- 0	4- 0				
7- 4	1- 2	0- 0	AWAY	3- 1	1- 1	2- 0				
2- 0	1- 0	0- 0	NEUTRAL	0- 0	1- 0	0- 0				
8- 3	1- 3	1- 0	NON-CONFERENCE	2- 0	1- 0	3- 0				
5- 1	0- 1	1- 0	HOME	2- 0	0- 0	2- 0				
1- 2	0- 2	0- 0	AWAY	0- 0	0- 0	1- 0				
2- 0	1- 0	0- 0	NEUTRAL	0- 0	1- 0	0- 0				
15- 2	3- 0	1- 0	CONFERENCE	6- 1	2- 1	3- 0				
9- 0	2- 0	1- 0	HOME	3- 0	1- 0	2- 0				
6- 2	1- 0	0- 0	AWAY	3- 1	1- 1	1- 0				
0- 0	0- 0	0- 0	NEUTRAL	0- 0	0- 0	0- 0				

RPI	S	Opponent	Score	RPI	S	Opponent	Score	RPI	S	Opponent	Score	RPI	S	Opponent	Score
1	A	Notre Dame	72 75	37	H	Princeton	90 70	53	A	Rutgers	67 58	112	N	Liberty	75 65
2	A	South Carolina	80 88	38	H	Indiana	97 70	53	H	Rutgers	90 78	114	A	Northwestern	82 86
4	H	UConn	56 100					57	H	Purdue	90 70	114	H	Northwestern	76 73
11	A	Maryland	80 71					59	A	Iowa	98 81	126	A	Penn St.	77 63
11	H	Maryland	94 86					62	A	Michigan	97 93	153	A	Illinois	80 70
13	N	Texas A&M	95 80					70	A	Minnesota	88 90	153	H	Illinois	117 74
25	H	Michigan St.	85 80					88	H	Nebraska	96 70	182	H	Wisconsin	87 61
								92	H	Belmont	84 56	210	A	Cincinnati	105 76
								94	H	Virginia	93 73	236	H	N.C. A&T	89 56
												341	H	Wagner	106 47
LAST 12 Division I GAMES:															
70	A	Minnesota	88 90	182	H	Wisconsin	87 61								
153	H	Illinois	117 74	153	A	Illinois	80 70								
88	H	Nebraska	96 70	114	H	Northwestern	76 73								
126	A	Penn St.	77 63	53	A	Rutgers	67 58								
59	A	Iowa	98 81	62	A	Michigan	97 93								
11	H	Maryland	94 86	57	H	Purdue	90 70								

Non-Div I Games:

Ohio St.

Average RPI Win:	132	WON-LOST	WINNING	LAST 10	STRENGTH OF	OPP. STRENGTH	TEAM	ADJ.	CONF.	ADJ CONF.
Average RPI Loss:	42	RECORD	PCT. RANK	GAMES	SCHEDULE	OF SCHEDULE	RPI	RPI	RPI	RPI
DIV. I ONLY	18- 9	78	5- 5	24	13	34	34	3	3	
DIV. I NON-CONF.	9- 2	37	0- 0	195	29	66	66	3	3	
TOTALS	RPI 1-25	RPI 26-50	W-L RECORDS	RPI 51-100	RPI 101-150	RPI 150+				
18- 9	2- 6	3- 2	OVERALL	3- 0	4- 0	6- 1				
10- 3	2- 2	2- 0	HOME	1- 0	2- 0	3- 1				
6- 5	0- 3	1- 2	AWAY	1- 0	1- 0	3- 0				
2- 1	0- 1	0- 0	NEUTRAL	1- 0	1- 0	0- 0				
9- 2	1- 1	1- 0	NON-CONFERENCE	1- 0	2- 0	4- 1				
4- 1	1- 0	0- 0	HOME	0- 0	1- 0	2- 1				
3- 0	0- 0	1- 0	AWAY	0- 0	0- 0	2- 0				
2- 1	0- 1	0- 0	NEUTRAL	1- 0	1- 0	0- 0				
9- 7	1- 5	2- 2	CONFERENCE	2- 0	2- 0	2- 0				
6- 2	1- 2	2- 0	HOME	1- 0	1- 0	1- 0				
3- 5	0- 3	0- 2	AWAY	1- 0	1- 0	1- 0				
0- 0	0- 0	0- 0	NEUTRAL	0- 0	0- 0	0- 0				

RPI S Opponent	Score	RPI S Opponent	Score	Team's RPI: 34	RPI S Opponent	Score	RPI S Opponent	Score
3 A Baylor	68 78	30 A Washington	71 68		80 N Utah	70 55	104 A Iowa St.	77 71
3 H Baylor	70 78	33 A West Virginia	55 63		86 A TCU	78 65	119 N Boston College	76 61
7 A Texas	76 83	33 H West Virginia	57 54		86 H TCU	77 64	127 H Little Rock	65 52
7 H Texas	74 56	47 A Kansas St.	71 87				142 H Texas Tech	92 53
12 H BYU	73 47	47 H Kansas St.	68 58				192 A Tulsa	75 62
13 N Texas A&M	68 74						214 A Kansas	72 66
22 A Oklahoma St.	42 73						214 H Kansas	67 44
22 H Oklahoma St.	69 71						224 H North Texas	57 61
							264 H UTSA	80 41
							305 A Bradley	79 46
							320 H Winthrop	78 48
LAST 12 Division I GAMES:								
3 H Baylor	70 78	22 H Oklahoma St.	69 71					
214 A Kansas	72 66	104 A Iowa St.	77 71					
33 A West Virginia	55 63	33 H West Virginia	57 54					
7 H Texas	74 56	7 A Texas	76 83					
47 A Kansas St.	71 87	142 H Texas Tech	92 53					
86 H TCU	77 64	22 A Oklahoma St.	42 73					

Non-Div I Games:

Oklahoma

Average RPI Win:	144	WON-LOST	WINNING	LAST 10	STRENGTH OF	OPP. STRENGTH	TEAM	ADJ.	CONF.	ADJ CONF.
Average RPI Loss:	41	RECORD	PCT. RANK	GAMES	SCHEDULE	OF SCHEDULE	RPI	RPI	RPI	RPI
DIV. I ONLY	20- 7	48	7- 3	57	35	22	22	3	3	
DIV. I NON-CONF.	10- 1	19	0- 0	184	193	40	40	3	3	
TOTALS	RPI 1-25	RPI 26-50	W-L RECORDS	RPI 51-100	RPI 101-150	RPI 150+				
20- 7	1- 3	3- 2	OVERALL	3- 1	6- 1	7- 0				
15- 1	1- 1	2- 0	HOME	2- 0	5- 0	5- 0				
5- 6	0- 2	1- 2	AWAY	1- 1	1- 1	2- 0				
0- 0	0- 0	0- 0	NEUTRAL	0- 0	0- 0	0- 0				
10- 1	0- 0	0- 1	NON-CONFERENCE	2- 0	3- 0	5- 0				
8- 0	0- 0	0- 0	HOME	1- 0	3- 0	4- 0				
2- 1	0- 0	0- 1	AWAY	1- 0	0- 0	1- 0				
0- 0	0- 0	0- 0	NEUTRAL	0- 0	0- 0	0- 0				
10- 6	1- 3	3- 1	CONFERENCE	1- 1	3- 1	2- 0				
7- 1	1- 1	2- 0	HOME	1- 0	2- 0	1- 0				
3- 5	0- 2	1- 1	AWAY	0- 1	1- 1	1- 0				
0- 0	0- 0	0- 0	NEUTRAL	0- 0	0- 0	0- 0				

RPI S	Opponent	Score	RPI S	Opponent	Score	RPI S	Opponent	Score	RPI S	Opponent	Score
3	A Baylor	41 66	33	H West Virginia	63 51	76	H Washington St.	70 60	104	A Iowa St.	42 49
3	H Baylor	52 45	34	A Oklahoma	71 69	86	A TCU	65 79	104	H Iowa St.	79 76
7	A Texas	55 70	34	H Oklahoma	73 42	86	H TCU	80 52	124	H North Carolina	77 67
7	H Texas	48 78	36	A South Fla.	46 68	90	A Missouri St.	74 55	142	A Texas Tech	69 46
			47	A Kansas St.	44 47				142	H Texas Tech	70 57
									145	H SIUE	86 61
									147	H Oral Roberts	59 55
									205	H UTRGV	78 54
									214	A Kansas	74 46
									214	H Kansas	71 49
									242	H Texas Southern	87 52
									270	A UCF	74 55
									287	H Lamar	90 45
									293	H Savannah St.	76 48
LAST 12 Division I GAMES:											
214	H Kansas	71 49	34	A Oklahoma	71 69						
86	A TCU	65 79	86	H TCU	80 52						
3	A Baylor	41 66	214	A Kansas	74 46						
33	H West Virginia	63 51	104	H Iowa St.	79 76						
7	A Texas	55 70	34	H Oklahoma	73 42						
142	H Texas Tech	70 57	47	A Kansas St.	44 47						

Non-Div I Games:

Oklahoma St.

Loss,
Non-Conf,
S Site,
H Home
A Away
N Neutral

Average RPI Win:	204	WON-LOST	WINNING	LAST 10	STRENGTH OF	OPP. STRENGTH	TEAM	ADJ.	CONF.	ADJ CONF.
Average RPI Loss:	117	RECORD	PCT. RANK	GAMES	SCHEDULE	OF SCHEDULE	RPI	RPI	RPI	RPI
DIV. I ONLY	12- 14	198	6- 4	91	153	143	143	12	12	
DIV. I NON-CONF.	4- 8	234	0- 0	135	224	215	215	10	10	
TOTALS	RPI 1-25	RPI 26-50	W-L RECORDS	RPI 51-100	RPI 101-150	RPI 150+				
12- 14	0- 1	0- 3	OVERALL	3- 2	0- 2	9- 6				
7- 4	0- 0	0- 2	HOME	1- 0	0- 0	6- 2				
5- 7	0- 0	0- 1	AWAY	2- 1	0- 1	3- 4				
0- 3	0- 1	0- 0	NEUTRAL	0- 1	0- 1	0- 0				
4- 8	0- 1	0- 1	NON-CONFERENCE	0- 2	0- 1	4- 3				
2- 2	0- 0	0- 1	HOME	0- 0	0- 0	2- 1				
2- 3	0- 0	0- 0	AWAY	0- 1	0- 0	2- 2				
0- 3	0- 1	0- 0	NEUTRAL	0- 1	0- 1	0- 0				
8- 6	0- 0	0- 2	CONFERENCE	3- 0	0- 1	5- 3				
5- 2	0- 0	0- 1	HOME	1- 0	0- 0	4- 1				
3- 4	0- 0	0- 1	AWAY	2- 0	0- 1	1- 2				
0- 0	0- 0	0- 0	NEUTRAL	0- 0	0- 0	0- 0				

RPI 1-25				RPI 26-50				RPI 51-100				RPI 101+				Team's RPI: 143	
RPI	S	Opponent	Score	RPI	S	Opponent	Score	RPI	S	Opponent	Score	RPI	S	Opponent	Score		
11	N	Maryland	49 95	26	H	Miami (FL)	35 61	63	N	South Dakota St.	39 71	120	N	Pittsburgh	58 67		
				49	A	Western Ky.	51 68	68	A	Middle Tenn.	61 58	146	A	UAB	55 58		
				49	H	Western Ky.	74 85	79	A	Charlotte	71 59	151	H	Southern Miss.	53 45		
								79	H	Charlotte	94 85	155	A	Marshall	62 80		
								82	A	VCU	54 74	155	H	Marshall	77 55		
												162	H	ETSU	52 56		
												171	H	Louisiana Tech	51 69		
												184	A	Richmond	57 62		
												188	H	Fla. Atlantic	85 45		
												191	A	William & Mary	64 75		
												223	A	Rice	46 68		
												224	A	North Texas	65 48		
												245	H	Loyola Maryland	64 41		
												282	A	UMES	69 52		
												302	H	FIU	84 49		
												335	A	Howard	83 64		
												341	H	Wagner	71 57		
LAST 12 Division I GAMES:																	
155	H	Marshall	77 55	188	H	Fla. Atlantic	85 45										
49	H	Western Ky.	74 85	155	A	Marshall	62 80										
223	A	Rice	46 68	49	A	Western Ky.	51 68										
224	A	North Texas	65 48	68	A	Middle Tenn.	61 58										
79	H	Charlotte	94 85	146	A	UAB	55 58										
302	H	FIU	84 49	151	H	Southern Miss.	53 45										

Non-Div I Games:

Old Dominion

■ Loss,
 ■ Non-Conf, S Site,
 ■ Home
 ■ Away
 N Neutral

Average RPI Win:	216	WON-LOST	WINNING	LAST 10	STRENGTH OF	OPP. STRENGTH	TEAM	ADJ.	CONF.	ADJ CONF.
Average RPI Loss:	61	RECORD	PCT. RANK	GAMES	SCHEDULE	OF SCHEDULE	RPI	RPI	RPI	RPI
DIV. I ONLY	10- 17	252	1- 9	53	80	168	168	2	2	
DIV. I NON-CONF.	8- 5	120	0- 0	244	326	199	199	2	2	
TOTALS	RPI 1-25	RPI 26-50	W-L RECORDS	RPI 51-100	RPI 101-150	RPI 150+				
10- 17	1- 6	1- 3	OVERALL	1- 4	1- 2	6- 2				
8- 8	1- 2	1- 2	HOME	1- 3	0- 1	5- 0				
2- 9	0- 4	0- 1	AWAY	0- 1	1- 1	1- 2				
0- 0	0- 0	0- 0	NEUTRAL	0- 0	0- 0	0- 0				
8- 5	0- 0	1- 0	NON-CONFERENCE	0- 3	1- 1	6- 1				
6- 3	0- 0	1- 0	HOME	0- 2	0- 1	5- 0				
2- 2	0- 0	0- 0	AWAY	0- 1	1- 0	1- 1				
0- 0	0- 0	0- 0	NEUTRAL	0- 0	0- 0	0- 0				
2- 12	1- 6	0- 3	CONFERENCE	1- 1	0- 1	0- 1				
2- 5	1- 2	0- 2	HOME	1- 1	0- 0	0- 0				
0- 7	0- 4	0- 1	AWAY	0- 0	0- 1	0- 1				
0- 0	0- 0	0- 0	NEUTRAL	0- 0	0- 0	0- 0				

RPI	S	Opponent	Score	RPI	S	Opponent	Score	RPI	S	Opponent	Score	RPI	S	Opponent	Score	Team's RPI: 168
2	A	South Carolina	62 81	28	H	Missouri	46 60	56	H	Auburn	60 65	121	A	LSU	57 76	
13	A	Texas A&M	58 81	31	A	Mississippi St.	51 79	68	A	Middle Tenn.	75 84	129	H	La.-Lafayette	78 82	
13	H	Texas A&M	48 62	31	H	Mississippi St.	51 60	83	H	Vanderbilt	55 52	144	A	Stony Brook	72 57	
14	H	Kentucky	73 65	49	H	Western Ky.	59 53	84	H	Tulane	59 61	151	A	Southern Miss.	38 57	
18	A	Georgia	56 70					90	H	Missouri St.	78 91	156	A	Alabama	37 48	
19	H	Florida	65 85									157	H	McNeese St.	96 56	
23	A	Tennessee	51 57									336	H	New Orleans	97 59	
												341	A	Wagner	86 49	
												342	H	Ark.-Pine Bluff	80 45	
												346	H	Alabama A&M	103 42	
												348	H	Mississippi Val.	97 61	
LAST 12 Division I GAMES:																
31	H	Mississippi St.	51 60	28	H	Missouri	46 60									
23	A	Tennessee	51 57	2	A	South Carolina	62 81									
13	H	Texas A&M	48 62	14	H	Kentucky	73 65									
56	H	Auburn	60 65	31	A	Mississippi St.	51 79									
18	A	Georgia	56 70	13	A	Texas A&M	58 81									
156	A	Alabama	37 48	19	H	Florida	65 85									

Non-Div I Games:

Ole Miss

■ Loss,
 ■ Non-Conf,
 ■ S Site,
 ■ H Home
 ■ A Away
 N Neutral

Average RPI Win: 276	WON-LOST	WINNING	LAST 10	STRENGTH OF	OPP. STRENGTH	TEAM	ADJ.	CONF.	ADJ CONF.
Average RPI Loss: 148	RECORD	PCT. RANK	GAMES	SCHEDULE	OF SCHEDULE	RPI	RPI	RPI	RPI
DIV. I ONLY	11- 13	204	4- 6	283	240	259	259	18	18
DIV. I NON-CONF.	5- 5	160	0- 0	332	270	277	277	19	19
TOTALS	RPI 1-25	RPI 26-50	W-L RECORDS	RPI 51-100	RPI 101-150	RPI 150+			
11- 13	0- 0	0- 0	OVERALL	0- 4	1- 5	10- 4			
8- 5	0- 0	0- 0	HOME	0- 2	1- 2	7- 1			
2- 7	0- 0	0- 0	AWAY	0- 2	0- 3	2- 2			
1- 1	0- 0	0- 0	NEUTRAL	0- 0	0- 0	1- 1			
5- 5	0- 0	0- 0	NON-CONFERENCE	0- 0	0- 3	5- 2			
3- 2	0- 0	0- 0	HOME	0- 0	0- 1	3- 1			
1- 2	0- 0	0- 0	AWAY	0- 0	0- 2	1- 0			
1- 1	0- 0	0- 0	NEUTRAL	0- 0	0- 0	1- 1			
6- 8	0- 0	0- 0	CONFERENCE	0- 4	1- 2	5- 2			
5- 3	0- 0	0- 0	HOME	0- 2	1- 1	4- 0			
1- 5	0- 0	0- 0	AWAY	0- 2	0- 1	1- 2			
0- 0	0- 0	0- 0	NEUTRAL	0- 0	0- 0	0- 0			

RPI S	Opponent	Score	RPI S	Opponent	Score	RPI S	Opponent	Score	RPI S	Opponent	Score	Team's RPI: 259
						63	A South Dakota St.	58 68	116	A North Dakota	52 67	
						63	H South Dakota St.	47 65	125	A IUPUI	59 75	
						65	A South Dakota	76 82	125	H IUPUI	57 54	
						65	H South Dakota	55 70	141	H Creighton	46 69	
									145	A SIUE	86 90	
									147	H Oral Roberts	65 67	
									206	H Utah Valley	59 74	
									207	A Indiana St.	51 50	
									229	A Western Ill.	55 74	
									229	H Western Ill.	79 66	
									244	N Houston Baptist	51 64	
									270	H UCF	75 60	
									297	H Denver	67 55	
									303	H UMKC	57 42	
									314	A North Dakota St.	67 74	
									314	H North Dakota St.	77 52	
									317	A IPFW	60 58	
									317	H IPFW	71 64	
									321	N Illinois St.	60 56	
									337	H Eastern Ill.	76 67	
LAST 12 Division I GAMES:												
125	H IUPUI	57 54	317	A IPFW	60 58							
314	A North Dakota St.	67 74	147	H Oral Roberts	65 67							
317	H IPFW	71 64	297	H Denver	67 55							
65	H South Dakota	55 70	125	A IUPUI	59 75							
63	H South Dakota St.	47 65	65	A South Dakota	76 82							
229	A Western Ill.	55 74	63	A South Dakota St.	58 68							

Non-Div I Games: Midland 58 53 Waldorf 97 32

Omaha

Oral Roberts

Through Games Of Feb. 24, 2016

Average RPI Win:	238	WON-LOST	WINNING	LAST 10	STRENGTH OF	OPP. STRENGTH	TEAM	ADJ.	CONF.	ADJ CONF.
Average RPI Loss:	115	RECORD	PCT. RANK	GAMES	SCHEDULE	OF SCHEDULE	RPI	RPI	RPI	RPI
DIV. I ONLY	11- 14	213	5- 5	151	148	147	147	18	18	
DIV. I NON-CONF.	2- 8	290	0- 0	93	14	172	172	19	19	
TOTALS	RPI 1-25	RPI 26-50	W-L RECORDS	RPI 51-100	RPI 101-150	RPI 150+				
11- 14	0- 2	0- 0	OVERALL	1- 6	1- 3	9- 3				
5- 3	0- 0	0- 0	HOME	1- 1	0- 2	4- 0				
6- 11	0- 2	0- 0	AWAY	0- 5	1- 1	5- 3				
0- 0	0- 0	0- 0	NEUTRAL	0- 0	0- 0	0- 0				
2- 8	0- 2	0- 0	NON-CONFERENCE	0- 3	0- 2	2- 1				
0- 1	0- 0	0- 0	HOME	0- 0	0- 1	0- 0				
2- 7	0- 2	0- 0	AWAY	0- 3	0- 1	2- 1				
0- 0	0- 0	0- 0	NEUTRAL	0- 0	0- 0	0- 0				
9- 6	0- 0	0- 0	CONFERENCE	1- 3	1- 1	7- 2				
5- 2	0- 0	0- 0	HOME	1- 1	0- 1	4- 0				
4- 4	0- 0	0- 0	AWAY	0- 2	1- 0	3- 2				
0- 0	0- 0	0- 0	NEUTRAL	0- 0	0- 0	0- 0				

RPI 1-25				RPI 26-50				RPI 51-100				RPI 101+ Team's RPI: 147			
RPI	S	Opponent	Score	RPI	S	Opponent	Score	RPI	S	Opponent	Score	RPI	S	Opponent	Score
3	A	Baylor	39 97					62	A	Michigan	44 61	125	A	IUPUI	52 47
22	A	Oklahoma St.	55 59					63	A	South Dakota St.	48 60	125	H	IUPUI	54 57
								63	H	South Dakota St.	50 68	127	H	Little Rock	52 66
								65	A	South Dakota	48 71	132	A	Arkansas	50 65
								65	H	South Dakota	60 56	192	A	Tulsa	59 53
								85	A	Eastern Mich.	69 77	214	A	Kansas	70 63
								90	A	Missouri St.	64 72	226	A	Grand Canyon	64 66
												229	A	Western Ill.	61 72
												229	H	Western Ill.	79 55
												259	A	Omaha	67 65
												297	A	Denver	59 56
												297	H	Denver	65 33
												314	A	North Dakota St.	52 42
												314	H	North Dakota St.	59 58
												317	A	IPFW	48 54
												317	H	IPFW	61 59
LAST 12 Division I GAMES:															
229	H	Western Ill.	79 55	125	H	IUPUI	54 57								
317	A	IPFW	48 54	63	H	South Dakota St.	50 68								
65	A	South Dakota	48 71	297	H	Denver	65 33								
63	A	South Dakota St.	48 60	259	A	Omaha	67 65								
297	A	Denver	59 56	317	H	IPFW	61 59								
314	H	North Dakota St.	59 58	314	A	North Dakota St.	52 42								

Non-Div I Games: Lyon 49 68 Evangel 89 46

Oral Roberts

Loss, Non-Conf, S Site, H Home A Away N Neutral

Oregon

Through Games Of Feb. 24, 2016

Average RPI Win:	156	WON-LOST	WINNING	LAST 10	STRENGTH OF	OPP. STRENGTH	TEAM	ADJ.	CONF.	ADJ CONF.
Average RPI Loss:	13	RECORD	PCT. RANK	GAMES	SCHEDULE	OF SCHEDULE	RPI	RPI	RPI	RPI
DIV. I ONLY	20- 7	48	8- 2	115	2	60	60	1	1	
DIV. I NON-CONF.	11- 0	1	0- 0	330	44	72	72	1	1	
TOTALS	RPI 1-25	RPI 26-50	W-L RECORDS	RPI 51-100	RPI 101-150	RPI 150+				
20- 7	0- 6	2- 1	OVERALL	5- 0	3- 0	10- 0				
15- 4	0- 4	1- 0	HOME	3- 0	2- 0	9- 0				
5- 3	0- 2	1- 1	AWAY	2- 0	1- 0	1- 0				
0- 0	0- 0	0- 0	NEUTRAL	0- 0	0- 0	0- 0				
11- 0	0- 0	0- 0	NON-CONFERENCE	1- 0	2- 0	8- 0				
10- 0	0- 0	0- 0	HOME	1- 0	1- 0	8- 0				
1- 0	0- 0	0- 0	AWAY	0- 0	1- 0	0- 0				
0- 0	0- 0	0- 0	NEUTRAL	0- 0	0- 0	0- 0				
9- 7	0- 6	2- 1	CONFERENCE	4- 0	1- 0	2- 0				
5- 4	0- 4	1- 0	HOME	2- 0	1- 0	1- 0				
4- 3	0- 2	1- 1	AWAY	2- 0	0- 0	1- 0				
0- 0	0- 0	0- 0	NEUTRAL	0- 0	0- 0	0- 0				

RPI 1-25				RPI 26-50				RPI 51-100				Team's RPI: 60	RPI 101+			
RPI	S	Opponent	Score	RPI	S	Opponent	Score	RPI	S	Opponent	Score		RPI	S	Opponent	Score
6	A	Oregon St.	33 60	30	A	Washington	75 63	54	H	UC Riverside	95 81		116	H	North Dakota	77 51
6	H	Oregon St.	45 59	40	A	Southern California	67 74	76	A	Washington St.	73 48		124	A	North Carolina	79 77
8	H	Arizona St.	58 63	40	H	Southern California	69 60	80	A	Utah	77 65		136	H	Arizona	76 54
9	A	UCLA	69 80					80	H	Utah	69 58		152	H	Hampton	86 51
9	H	UCLA	72 77					97	H	California	69 59		177	A	Colorado	59 46
10	H	Stanford	62 64										177	H	Colorado	77 70
													195	H	San Jose St.	104 74
													206	H	Utah Valley	79 68
													251	H	Clemson	69 56
													258	H	Seattle	82 62
													262	H	UC Santa Barbara	79 51
													286	H	Portland	93 52
													315	H	Portland St.	122 59
LAST 12 Division I GAMES:																
40	H	Southern California	69 60	136	H	Arizona	76 54									
9	H	UCLA	72 77	8	H	Arizona St.	58 63									
177	H	Colorado	77 70	80	A	Utah	77 65									
80	H	Utah	69 58	177	A	Colorado	59 46									
30	A	Washington	75 63	97	H	California	69 59									
76	A	Washington St.	73 48	10	H	Stanford	62 64									

Non-Div I Games:

Oregon

■ Loss,
 ■ Non-Conf, S Site,
 ■ Home
 ■ Away
 N Neutral

Average RPI Win: 109		WON-LOST	WINNING	LAST 10	STRENGTH OF	OPP. STRENGTH	TEAM	ADJ.	CONF.	ADJ CONF.
Average RPI Loss: 11		RECORD	PCT. RANK	GAMES	SCHEDULE	OF SCHEDULE	RPI	RPI	RPI	RPI
DIV. I ONLY		24- 3	10	10- 0	39	4	6	6	1	1
DIV. I NON-CONF.		9- 2	37	0- 0	118	21	44	44	1	1
TOTALS	RPI 1-25	RPI 26-50		W-L RECORDS		RPI 51-100	RPI 101-150	RPI 150+		
24- 3	3- 3	3- 0		OVERALL		9- 0	3- 0	6- 0		
14- 1	3- 1	1- 0		HOME		4- 0	2- 0	4- 0		
8- 2	0- 2	2- 0		AWAY		4- 0	0- 0	2- 0		
2- 0	0- 0	0- 0		NEUTRAL		1- 0	1- 0	0- 0		
9- 2	0- 2	0- 0		NON-CONFERENCE		3- 0	2- 0	4- 0		
5- 1	0- 1	0- 0		HOME		1- 0	1- 0	3- 0		
2- 1	0- 1	0- 0		AWAY		1- 0	0- 0	1- 0		
2- 0	0- 0	0- 0		NEUTRAL		1- 0	1- 0	0- 0		
15- 1	3- 1	3- 0		CONFERENCE		6- 0	1- 0	2- 0		
9- 0	3- 0	1- 0		HOME		3- 0	1- 0	1- 0		
6- 1	0- 1	2- 0		AWAY		3- 0	0- 0	1- 0		
0- 0	0- 0	0- 0		NEUTRAL		0- 0	0- 0	0- 0		

RPI 1-25				Team's RPI: 6		RPI 26-50				RPI 51-100				RPI 101+					
RPI	S	Opponent	Score		RPI	S	Opponent	Score		RPI	S	Opponent	Score		RPI	S	Opponent	Score	
1	A	Notre Dame	61	62	30	A	Washington	61	53	54	H	UC Riverside	86	65	132	N	Arkansas	63	47
8	H	Arizona St.	67	44	40	A	Southern California	57	49	60	A	Oregon	59	45	136	H	Arizona	71	43
9	A	UCLA	51	71	40	H	Southern California	76	52	60	H	Oregon	60	33	137	H	Idaho	69	44
9	H	UCLA	64	54						74	N	Hofstra	73	50	177	A	Colorado	61	47
10	H	Stanford	58	50						76	A	Washington St.	54	45	177	H	Colorado	73	50
23	H	Tennessee	50	53						80	A	Utah	62	53	197	H	Cal Poly	80	43
										80	H	Utah	72	53	240	H	CSU Bakersfield	75	51
										87	A	Marquette	65	58	286	A	Portland	94	50
										97	H	California	70	48	322	H	Longwood	110	45
LAST 12 Division I GAMES:																			
9	H	UCLA	64	54	8	H	Arizona St.	67	44										
40	H	Southern California	76	52	136	H	Arizona	71	43										
80	H	Utah	72	53	177	A	Colorado	61	47										
177	H	Colorado	73	50	80	A	Utah	62	53										
76	A	Washington St.	54	45	10	H	Stanford	58	50										
30	A	Washington	61	53	97	H	California	70	48										

Non-Div I Games:

Oregon St.

Loss, Non-Conf, S Site, H Home A Away N Neutral

Pacific

Through Games Of Feb. 24, 2016

Average RPI Win:	215	WON-LOST	WINNING	LAST 10	STRENGTH OF	OPP. STRENGTH	TEAM	ADJ.	CONF.	ADJ CONF.
Average RPI Loss:	115	RECORD	PCT. RANK	GAMES	SCHEDULE	OF SCHEDULE	RPI	RPI	RPI	RPI
DIV. I ONLY	12- 14	198	4- 6	149	117	154	154	8	8	
DIV. I NON-CONF.	6- 4	125	0- 0	228	226	127	127	9	9	
TOTALS	RPI 1-25	RPI 26-50	W-L RECORDS	RPI 51-100	RPI 101-150	RPI 150+				
12- 14	0- 2	0- 0	OVERALL	1- 5	2- 3	9- 4				
6- 5	0- 1	0- 0	HOME	1- 2	1- 1	4- 1				
6- 9	0- 0	0- 0	AWAY	0- 0	1- 0	5- 0				
0- 0	0- 0	0- 0	NEUTRAL	0- 0	0- 0	0- 0				
6- 4	0- 0	0- 0	NON-CONFERENCE	0- 0	1- 2	5- 2				
2- 1	0- 0	0- 0	HOME	0- 0	0- 1	2- 0				
4- 3	0- 0	0- 0	AWAY	0- 0	1- 1	3- 2				
0- 0	0- 0	0- 0	NEUTRAL	0- 0	0- 0	0- 0				
6- 10	0- 2	0- 0	CONFERENCE	1- 5	1- 1	4- 2				
4- 4	0- 1	0- 0	HOME	1- 2	1- 0	2- 1				
2- 6	0- 1	0- 0	AWAY	0- 3	0- 1	2- 1				
0- 0	0- 0	0- 0	NEUTRAL	0- 0	0- 0	0- 0				

RPI S	Opponent	Score	RPI S	Opponent	Score	RPI S	Opponent	Score	RPI S	Opponent	Score	Team's RPI: 154
12	A BYU	62 79				58	A St. Mary's (CA)	75 83	107	A Gonzaga	61 68	
12	H BYU	57 67				58	H St. Mary's (CA)	73 82	107	H Gonzaga	84 83	
						64	A Santa Clara	52 76	124	A North Carolina	66 63	
						78	A San Diego	56 69	130	H Long Beach St.	60 68	
						78	H San Diego	56 59	136	A Arizona	56 69	
						99	H San Francisco	70 57	187	A UC Davis	66 53	
									190	A Montana	54 64	
									193	A Gardner-Webb	84 77	
									195	H San Jose St.	81 69	
									208	A Utah St.	70 78	
									240	A CSU Bakersfield	80 74	
									241	A Loyola Marymount	88 96	
									241	H Loyola Marymount	60 63	
									266	A Pepperdine	92 64	
									266	H Pepperdine	65 62	
									286	A Portland	72 64	
									286	H Portland	87 38	
									325	H Nevada	74 52	
LAST 12 Division I GAMES:												
107	H Gonzaga	84 83	58	A St. Mary's (CA)	75 83							
286	H Portland	87 38	107	A Gonzaga	61 68							
266	A Pepperdine	92 64	286	A Portland	72 64							
241	A Loyola Marymount	88 96	58	H St. Mary's (CA)	73 82							
78	H San Diego	56 59	241	H Loyola Marymount	60 63							
12	H BYU	57 67	266	H Pepperdine	65 62							

Non-Div I Games: Stanislaus St. 74 61

Pacific

Loss, Non-Conf, S Site, H Home A Away N Neutral

Average RPI Win:	178	WON-LOST	WINNING	LAST 10	STRENGTH OF	OPP. STRENGTH	TEAM	ADJ.	CONF.	ADJ CONF.
Average RPI Loss:	68	RECORD	PCT. RANK	GAMES	SCHEDULE	OF SCHEDULE	RPI	RPI	RPI	RPI
DIV. I ONLY	19- 3	15	9- 1	104	128	29	29	10	10	
DIV. I NON-CONF.	10- 3	61	2- 1	131	125	55	55	12	12	
TOTALS	RPI 1-25	RPI 26-50	W-L RECORDS	RPI 51-100	RPI 101-150	RPI 150+				
19- 3	0- 0	2- 1	OVERALL	3- 1	1- 1	13- 0				
10- 1	0- 0	2- 0	HOME	1- 1	0- 0	7- 0				
9- 2	0- 0	0- 1	AWAY	2- 0	1- 1	6- 0				
0- 0	0- 0	0- 0	NEUTRAL	0- 0	0- 0	0- 0				
10- 3	0- 0	1- 1	NON-CONFERENCE	2- 1	1- 1	6- 0				
5- 1	0- 0	1- 0	HOME	1- 1	0- 0	3- 0				
5- 2	0- 0	0- 1	AWAY	1- 0	1- 1	3- 0				
0- 0	0- 0	0- 0	NEUTRAL	0- 0	0- 0	0- 0				
9- 0	0- 0	1- 0	CONFERENCE	1- 0	0- 0	7- 0				
5- 0	0- 0	1- 0	HOME	0- 0	0- 0	4- 0				
4- 0	0- 0	0- 0	AWAY	1- 0	0- 0	3- 0				
0- 0	0- 0	0- 0	NEUTRAL	0- 0	0- 0	0- 0				

RPI S	Opponent	Score	RPI S	Opponent	Score	Team's RPI: 29	RPI S	Opponent	Score	RPI S	Opponent	Score	RPI S	Opponent	Score
37	H Princeton	50 48	39	H Colorado St.	49 48		52	H Duke	50 57	102	A Saint Joseph's	46 50			
50	A Villanova	46 66					61	A Temple	60 54	118	A Hawaii	64 54			
							81	H Drexel	72 67	165	A Yale	77 59			
							100	A Harvard	68 48	165	H Yale	68 49			
										167	A UMBC	81 46			
										175	H Cornell	65 50			
										202	A Brown	69 59			
										202	H Brown	66 49			
										228	A Dartmouth	56 41			
										233	H Navy	57 43			
										237	H Columbia	71 51			
										238	A New Hampshire	67 60			
										268	A La Salle	78 68			
										316	H Lafayette	54 37			
										341	H Wagner	78 50			
LAST 12 Division I GAMES:															
165	A Yale	77 59	202	H Brown	66 49										
202	A Brown	69 59	165	H Yale	68 49										
175	H Cornell	65 50	50	A Villanova	46 66										
237	H Columbia	71 51	61	A Temple	60 54										
228	A Dartmouth	56 41	268	A La Salle	78 68										
100	A Harvard	68 48	37	H Princeton	50 48										

Non-Div I Games: BYU-Hawaii 73 41

Penn

Average RPI Win:	142	WON-LOST	WINNING	LAST 10	STRENGTH OF	OPP. STRENGTH	TEAM	ADJ.	CONF.	ADJ CONF.
Average RPI Loss:	73	RECORD	PCT. RANK	GAMES	SCHEDULE	OF SCHEDULE	RPI	RPI	RPI	RPI
DIV. I ONLY	11- 17	238	3- 6	30	31	126	126	5	5	
DIV. I NON-CONF.	5- 6	180	0- 1	70	102	157	157	4	4	
TOTALS	RPI 1-25	RPI 26-50	W-L RECORDS	RPI 51-100	RPI 101-150	RPI 150+				
11- 17	1- 5	0- 2	OVERALL	2- 7	3- 1	5- 2				
7- 8	0- 3	0- 0	HOME	1- 4	2- 1	4- 0				
4- 8	1- 1	0- 2	AWAY	1- 3	1- 0	1- 2				
0- 1	0- 1	0- 0	NEUTRAL	0- 0	0- 0	0- 0				
5- 6	0- 2	0- 2	NON-CONFERENCE	0- 0	1- 1	4- 1				
5- 1	0- 0	0- 0	HOME	0- 0	1- 1	4- 0				
0- 4	0- 1	0- 2	AWAY	0- 0	0- 0	0- 1				
0- 1	0- 1	0- 0	NEUTRAL	0- 0	0- 0	0- 0				
6- 11	1- 3	0- 0	CONFERENCE	2- 7	2- 0	1- 1				
2- 7	0- 3	0- 0	HOME	1- 4	1- 0	0- 0				
4- 4	1- 0	0- 0	AWAY	1- 3	1- 0	1- 1				
0- 0	0- 0	0- 0	NEUTRAL	0- 0	0- 0	0- 0				

RPI S	Opponent	Score	RPI S	Opponent	Score	RPI S	Opponent	Score	RPI S	Opponent	Score	Team's RPI: 126
5	H Ohio St.	63 77	36	A South Fla.	79 101	53	H Rutgers	62 74	114	A Northwestern	73 54	
11	H Maryland	53 89	44	A St. Bonaventure	60 70	57	H Purdue	78 88	114	H Northwestern	79 72	
12	N BYU	51 63				59	A Iowa	82 69	117	H Virginia Tech	59 64	
23	A Tennessee	66 74				59	H Iowa	81 68	131	H Youngstown St.	68 51	
25	A Michigan St.	65 61				62	A Michigan	73 78	153	A Illinois	65 56	
25	H Michigan St.	55 71				62	H Michigan	87 91	164	H Fordham	75 59	
						70	A Minnesota	85 98	182	A Wisconsin	62 82	
						88	A Nebraska	69 87	213	H Sacred Heart	83 46	
						88	H Nebraska	78 83	250	H Holy Cross	86 82	
									285	H Central Conn. St.	73 47	
									298	A CSUN	73 81	
LAST 12 Division I GAMES:												
12	N BYU	51 63	53	H Rutgers	62 74							
59	H Iowa	81 68	88	A Nebraska	69 87							
62	A Michigan	73 78	57	H Purdue	78 88							
114	A Northwestern	73 54	11	H Maryland	53 89							
5	H Ohio St.	63 77	153	A Illinois	65 56							
25	A Michigan St.	65 61	59	A Iowa	82 69							

Non-Div I Games:

Penn St.

■ Loss,
■ Non-Conf, S Site,
■ Home
■ Away
N Neutral

Pepperdine

Through Games Of Feb. 24, 2016

Average RPI Win:	247	WON-LOST	WINNING	LAST 10	STRENGTH OF	OPP. STRENGTH	TEAM	ADJ.	CONF.	ADJ CONF.
Average RPI Loss:	119	RECORD	PCT. RANK	GAMES	SCHEDULE	OF SCHEDULE	RPI	RPI	RPI	RPI
DIV. I ONLY	6- 21	305	1- 8	98	132	266	266	8	8	
DIV. I NON-CONF.	4- 6	201	0- 1	243	284	243	243	9	9	
TOTALS	RPI 1-25	RPI 26-50	W-L RECORDS	RPI 51-100	RPI 101-150	RPI 150+				
6- 21	0- 2	0- 1	OVERALL	1- 8	0- 2	5- 8				
5- 7	0- 1	0- 0	HOME	1- 3	0- 1	4- 2				
1- 13	0- 1	0- 1	AWAY	0- 5	0- 1	1- 5				
0- 1	0- 0	0- 0	NEUTRAL	0- 0	0- 0	0- 1				
4- 6	0- 0	0- 1	NON-CONFERENCE	0- 1	0- 0	4- 4				
3- 1	0- 0	0- 0	HOME	0- 0	0- 0	3- 1				
1- 4	0- 0	0- 1	AWAY	0- 1	0- 0	1- 2				
0- 1	0- 0	0- 0	NEUTRAL	0- 0	0- 0	0- 1				
2- 15	0- 2	0- 0	CONFERENCE	1- 7	0- 2	1- 4				
2- 6	0- 1	0- 0	HOME	1- 3	0- 1	1- 1				
0- 9	0- 1	0- 0	AWAY	0- 4	0- 1	0- 3				
0- 0	0- 0	0- 0	NEUTRAL	0- 0	0- 0	0- 0				

RPI 1-25				RPI 26-50				RPI 51-100				RPI 101+ Team's RPI: 266			
RPI	S	Opponent	Score	RPI	S	Opponent	Score	RPI	S	Opponent	Score	RPI	S	Opponent	Score
12	A	BYU	64 69	48	A	Albany (NY)	49 64	58	A	St. Mary's (CA)	72 88	107	A	Gonzaga	39 56
12	H	BYU	66 77					58	H	St. Mary's (CA)	62 58	107	H	Gonzaga	57 74
								64	A	Santa Clara	50 84	154	A	Pacific	62 65
								64	H	Santa Clara	60 62	154	H	Pacific	64 92
								72	A	Army West Point	53 63	178	A	New Mexico	52 60
								78	A	San Diego	55 74	183	N	George Mason	63 71
								78	H	San Diego	54 70	197	H	Cal Poly	47 61
								99	A	San Francisco	75 99	201	A	UNLV	63 83
								99	H	San Francisco	74 81	240	A	CSU Bakersfield	76 73
												241	A	Loyola Marymount	69 79
												262	H	UC Santa Barbara	71 69
												286	A	Portland	79 81
												286	H	Portland	74 62
												297	H	Denver	64 60
												339	H	Cal St. Fullerton	81 75
LAST 12 Division I GAMES:															
183	N	George Mason	63 71	286	A	Portland	79 81								
64	A	Santa Clara	50 84	12	H	BYU	66 77								
99	A	San Francisco	75 99	78	H	San Diego	54 70								
154	H	Pacific	64 92	12	A	BYU	64 69								
58	H	St. Mary's (CA)	62 58	78	A	San Diego	55 74								
107	A	Gonzaga	39 56	99	H	San Francisco	74 81								

Non-Div I Games: Alas. Anchorage 61 94

Pepperdine

Loss, Non-Conf, S Site, H Home A Away N Neutral

Pittsburgh

Through Games Of Feb. 24, 2016

Average RPI Win:	233	WON-LOST	WINNING	LAST 10	STRENGTH OF	OPP. STRENGTH	TEAM	ADJ.	CONF.	ADJ CONF.
Average RPI Loss:	41	RECORD	PCT. RANK	GAMES	SCHEDULE	OF SCHEDULE	RPI	RPI	RPI	RPI
DIV. I ONLY	12- 15	207	4- 6	45	70	120	120	4	4	
DIV. I NON-CONF.	8- 5	120	0- 0	147	251	135	135	5	5	
TOTALS	RPI 1-25	RPI 26-50	W-L RECORDS	RPI 51-100	RPI 101-150	RPI 150+				
12- 15	0- 7	0- 3	OVERALL	1- 3	3- 2	8- 0				
6- 8	0- 5	0- 1	HOME	0- 1	0- 1	6- 0				
5- 5	0- 1	0- 2	AWAY	1- 1	2- 1	2- 0				
1- 2	0- 1	0- 0	NEUTRAL	0- 1	1- 0	0- 0				
8- 5	0- 2	0- 1	NON-CONFERENCE	0- 2	1- 0	7- 0				
6- 1	0- 1	0- 0	HOME	0- 0	0- 0	6- 0				
1- 2	0- 0	0- 1	AWAY	0- 1	0- 0	1- 0				
1- 2	0- 1	0- 0	NEUTRAL	0- 1	1- 0	0- 0				
4- 10	0- 5	0- 2	CONFERENCE	1- 1	2- 2	1- 0				
0- 7	0- 4	0- 1	HOME	0- 1	0- 1	0- 0				
4- 3	0- 1	0- 1	AWAY	1- 0	2- 1	1- 0				
0- 0	0- 0	0- 0	NEUTRAL	0- 0	0- 0	0- 0				

RPI 1-25				RPI 26-50				RPI 51-100				RPI 101+				Team's RPI: 120	
RPI	S	Opponent	Score	RPI	S	Opponent	Score	RPI	S	Opponent	Score	RPI	S	Opponent	Score		
1	H	Notre Dame	55 65	26	A	Miami (FL)	55 79	52	H	Duke	48 70	113	H	Wake Forest	49 60		
11	N	Maryland	49 70	37	A	Princeton	47 61	62	A	Michigan	45 82	117	A	Virginia Tech	59 48		
15	H	Louisville	61 84	45	H	North Carolina St.	76 78	63	N	South Dakota St.	54 55	119	A	Boston College	43 54		
16	A	Syracuse	48 71					94	A	Virginia	58 55	124	A	North Carolina	76 60		
16	H	Syracuse	56 70									143	N	Old Dominion	67 58		
17	H	Florida St.	55 66									250	H	Holy Cross	56 50		
21	H	Duquesne	65 79									251	A	Clemson	59 56		
												261	A	Saint Francis (PA)	74 59		
												274	H	American	76 58		
												284	H	Rider	75 44		
												327	H	Delaware St.	77 43		
												330	H	Mt. St. Mary's	74 57		
												341	H	Wagner	67 41		
LAST 12 Division I GAMES:																	
				16	H	Syracuse	56 70	52	H	Duke	48 70						
				124	A	North Carolina	76 60	94	A	Virginia	58 55						
				117	A	Virginia Tech	59 48	119	A	Boston College	43 54						
				15	H	Louisville	61 84	17	H	Florida St.	55 66						
				113	H	Wake Forest	49 60	16	A	Syracuse	48 71						
				251	A	Clemson	59 56	45	H	North Carolina St.	76 78						

Non-Div I Games:

Pittsburgh

■ Loss,
■ Non-Conf, S Site,
■ Home
■ Away
N Neutral

Average RPI Win:	291	WON-LOST	WINNING	LAST 10	STRENGTH OF	OPP. STRENGTH	TEAM	ADJ.	CONF.	ADJ CONF.
Average RPI Loss:	129	RECORD	PCT. RANK	GAMES	SCHEDULE	OF SCHEDULE	RPI	RPI	RPI	RPI
DIV. I ONLY	2- 24	346	1- 9	74	152	286	286	8	8	
DIV. I NON-CONF.	1- 9	325	0- 0	66	282	262	262	9	9	
TOTALS	RPI 1-25	RPI 26-50	W-L RECORDS	RPI 51-100	RPI 101-150	RPI 150+				
2- 24	0- 2	0- 1	OVERALL	0- 8	0- 3	2- 10				
1- 11	0- 1	0- 0	HOME	0- 3	0- 2	1- 5				
1- 13	0- 1	0- 1	AWAY	0- 5	0- 1	1- 5				
0- 0	0- 0	0- 0	NEUTRAL	0- 0	0- 0	0- 0				
1- 9	0- 1	0- 1	NON-CONFERENCE	0- 1	0- 1	1- 5				
0- 5	0- 1	0- 0	HOME	0- 0	0- 1	0- 3				
1- 4	0- 0	0- 1	AWAY	0- 1	0- 0	1- 2				
0- 0	0- 0	0- 0	NEUTRAL	0- 0	0- 0	0- 0				
1- 15	0- 1	0- 0	CONFERENCE	0- 7	0- 2	1- 5				
1- 6	0- 0	0- 0	HOME	0- 3	0- 1	1- 2				
0- 9	0- 1	0- 0	AWAY	0- 4	0- 1	0- 3				
0- 0	0- 0	0- 0	NEUTRAL	0- 0	0- 0	0- 0				

RPI 1-25				RPI 26-50				RPI 51-100				RPI 101+ Team's RPI: 286			
RPI	S	Opponent	Score	RPI	S	Opponent	Score	RPI	S	Opponent	Score	RPI	S	Opponent	Score
6	H	Oregon St.	50 94	30	A	Washington	65 83	58	A	St. Mary's (CA)	53 95	107	A	Gonzaga	51 86
12	A	BYU	66 78					58	H	St. Mary's (CA)	51 78	107	H	Gonzaga	63 71
								60	A	Oregon	52 93	150	H	Boise St.	49 89
								64	A	Santa Clara	47 66	154	A	Pacific	38 87
								64	H	Santa Clara	45 67	154	H	Pacific	64 72
								78	A	San Diego	43 71	163	A	Montana St.	57 86
								99	A	San Francisco	69 90	187	H	UC Davis	47 72
								99	H	San Francisco	63 82	190	A	Montana	67 90
												199	H	Weber St.	55 57
												241	A	Loyola Marymount	52 62
												241	H	Loyola Marymount	62 77
												266	A	Pepperdine	62 74
												266	H	Pepperdine	81 79
												298	H	CSUN	62 68
												315	A	Portland St.	69 53
LAST 12 Division I GAMES:															
58	A	St. Mary's (CA)	53 95	99	A	San Francisco	69 90	58	H	St. Mary's (CA)	51 78				
154	A	Pacific	38 87					154	H	Pacific	64 72				
107	A	Gonzaga	51 86					12	A	BYU	66 78				
241	H	Loyola Marymount	62 77					78	A	San Diego	43 71				
266	H	Pepperdine	81 79					107	H	Gonzaga	63 71				
64	A	Santa Clara	47 66												

Non-Div I Games: Willamette 73 54

Portland

■ Loss,
 ■ Non-Conf,
 ■ S Site,
 ■ H Home
 ■ A Away
 N Neutral

Average RPI Win:	249	WON-LOST	WINNING	LAST 10	STRENGTH OF	OPP. STRENGTH	TEAM	ADJ.	CONF.	ADJ CONF.
Average RPI Loss:	180	RECORD	PCT. RANK	GAMES	SCHEDULE	OF SCHEDULE	RPI	RPI	RPI	RPI
DIV. I ONLY	2- 21	342	1- 9	83	341	315	315	20	20	
DIV. I NON-CONF.	1- 8	320	0- 0	234	279	332	332	22	22	
TOTALS	RPI 1-25	RPI 26-50	W-L RECORDS	RPI 51-100	RPI 101-150	RPI 150+				
2- 21	0- 0	0- 0	OVERALL	0- 3	0- 3	2- 15				
2- 9	0- 0	0- 0	HOME	0- 0	0- 1	2- 8				
0- 12	0- 0	0- 0	AWAY	0- 3	0- 2	0- 7				
0- 0	0- 0	0- 0	NEUTRAL	0- 0	0- 0	0- 0				
1- 8	0- 0	0- 0	NON-CONFERENCE	0- 3	0- 1	1- 4				
1- 3	0- 0	0- 0	HOME	0- 0	0- 0	1- 3				
0- 5	0- 0	0- 0	AWAY	0- 3	0- 1	0- 1				
0- 0	0- 0	0- 0	NEUTRAL	0- 0	0- 0	0- 0				
1- 13	0- 0	0- 0	CONFERENCE	0- 0	0- 2	1- 11				
1- 6	0- 0	0- 0	HOME	0- 0	0- 1	1- 5				
0- 7	0- 0	0- 0	AWAY	0- 0	0- 1	0- 6				
0- 0	0- 0	0- 0	NEUTRAL	0- 0	0- 0	0- 0				

RPI 1-25				RPI 26-50				RPI 51-100				RPI 101+				Team's RPI: 315	
RPI	S	Opponent	Score	RPI	S	Opponent	Score	RPI	S	Opponent	Score	RPI	S	Opponent	Score		
								60	A	Oregon	59	122	130	A	Long Beach St.	71	89
								63	A	South Dakota St.	65	74	137	A	Idaho	63	84
								65	A	South Dakota	61	103	137	H	Idaho	65	94
													163	A	Montana St.	64	74
													163	H	Montana St.	59	106
													170	A	Sacramento St.	91	132
													170	H	Sacramento St.	78	126
													187	H	UC Davis	70	82
													190	A	Montana	57	76
													190	H	Montana	58	79
													199	A	Weber St.	73	102
													199	H	Weber St.	58	75
													200	A	Eastern Wash.	57	70
													200	H	Eastern Wash.	81	79
													234	A	Idaho St.	70	71
													234	H	Idaho St.	42	64
													258	H	Seattle	64	85
													286	H	Portland	53	69
													298	H	CSUN	83	77
													339	A	Cal St. Fullerton	69	84
LAST 12 Division I GAMES:																	
				200	A	Eastern Wash.	57	70	137	H	Idaho	65	94				
				137	A	Idaho	63	84	200	H	Eastern Wash.	81	79				
				199	H	Weber St.	58	75	170	H	Sacramento St.	78	126				
				234	H	Idaho St.	42	64	234	A	Idaho St.	70	71				
				190	A	Montana	57	76	199	A	Weber St.	73	102				
				163	A	Montana St.	64	74	163	H	Montana St.	59	106				

Non-Div I Games: Warner Pacific 64 **76** Corban 90 76

Portland St.

■ Loss,
 ■ Non-Conf,
 ■ S Site,
 ■ Home
 ■ A Away
 N Neutral

Average RPI Win:	312	WON-LOST	WINNING	LAST 10	STRENGTH OF	OPP. STRENGTH	TEAM	ADJ.	CONF.	ADJ CONF.
Average RPI Loss:	197	RECORD	PCT. RANK	GAMES	SCHEDULE	OF SCHEDULE	RPI	RPI	RPI	RPI
DIV. I ONLY	10- 12	206	6- 4	342	329	279	279	32	32	
DIV. I NON-CONF.	3- 5	218	0- 0	292	111	220	220	31	31	
TOTALS	RPI 1-25	RPI 26-50	W-L RECORDS	RPI 51-100	RPI 101-150	RPI 150+				
10- 12	0- 1	0- 0	OVERALL	0- 2	0- 0	10- 9				
4- 4	0- 0	0- 0	HOME	0- 0	0- 0	4- 4				
6- 7	0- 1	0- 0	AWAY	0- 0	0- 0	6- 0				
0- 1	0- 0	0- 0	NEUTRAL	0- 0	0- 0	0- 1				
3- 5	0- 1	0- 0	NON-CONFERENCE	0- 2	0- 0	3- 2				
1- 0	0- 0	0- 0	HOME	0- 0	0- 0	1- 0				
2- 4	0- 1	0- 0	AWAY	0- 2	0- 0	2- 1				
0- 1	0- 0	0- 0	NEUTRAL	0- 0	0- 0	0- 1				
7- 7	0- 0	0- 0	CONFERENCE	0- 0	0- 0	7- 7				
3- 4	0- 0	0- 0	HOME	0- 0	0- 0	3- 4				
4- 3	0- 0	0- 0	AWAY	0- 0	0- 0	4- 3				
0- 0	0- 0	0- 0	NEUTRAL	0- 0	0- 0	0- 0				

RPI 1-25				RPI 26-50				RPI 51-100				RPI 101+ Team's RPI: 279			
RPI	S	Opponent	Score	RPI	S	Opponent	Score	RPI	S	Opponent	Score	RPI	S	Opponent	Score
13	A	Texas A&M	30 88					77	A	Georgia Tech	48 96	166	H	Southern U.	55 65
								86	A	TCU	60 69	171	A	Louisiana Tech	77 68
												179	A	Grambling	66 69
												179	H	Grambling	44 51
												242	A	Texas Southern	65 72
												242	H	Texas Southern	43 50
												278	A	Alabama St.	54 65
												287	H	Lamar	80 72
												288	A	Wichita St.	36 64
												301	A	Jackson St.	62 52
												301	H	Jackson St.	67 77
												311	H	Alcorn	58 54
												314	N	North Dakota St.	58 79
												319	A	Nicholls St.	81 70
												342	A	Ark.-Pine Bluff	70 66
												342	H	Ark.-Pine Bluff	70 55
												346	A	Alabama A&M	67 52
												348	A	Mississippi Val.	81 50
												348	H	Mississippi Val.	80 57
LAST 12 Division I GAMES:															
348	A	Mississippi Val.	81 50	346	A	Alabama A&M	67 52								
342	A	Ark.-Pine Bluff	70 66	348	H	Mississippi Val.	80 57								
301	H	Jackson St.	67 77	342	H	Ark.-Pine Bluff	70 55								
179	H	Grambling	44 51	301	A	Jackson St.	62 52								
242	H	Texas Southern	43 50	179	A	Grambling	66 69								
278	A	Alabama St.	54 65	242	A	Texas Southern	65 72								

Non-Div I Games: Howard Payne 86 46

Prairie View

Loss, Non-Conf, S Site, H Home A Away N Neutral

Presbyterian

Through Games Of Feb. 24, 2016

Average RPI Win:	276	WON-LOST	WINNING	LAST 10	STRENGTH OF	OPP. STRENGTH	TEAM	ADJ.	CONF.	ADJ CONF.
Average RPI Loss:	181	RECORD	PCT. RANK	GAMES	SCHEDULE	OF SCHEDULE	RPI	RPI	RPI	RPI
DIV. I ONLY	12- 11	157	6- 4	309	287	225	225	27	27	
DIV. I NON-CONF.	1- 5	304	0- 0	339	95	343	343	29	29	
TOTALS	RPI 1-25	RPI 26-50	W-L RECORDS	RPI 51-100	RPI 101-150	RPI 150+				
12- 11	0- 0	0- 0	OVERALL	0- 1	1- 3	11- 7				
8- 2	0- 0	0- 0	HOME	0- 0	1- 1	7- 1				
4- 9	0- 0	0- 0	AWAY	0- 1	0- 2	4- 6				
0- 0	0- 0	0- 0	NEUTRAL	0- 0	0- 0	0- 0				
1- 5	0- 0	0- 0	NON-CONFERENCE	0- 1	0- 1	1- 3				
1- 0	0- 0	0- 0	HOME	0- 0	0- 0	1- 0				
0- 5	0- 0	0- 0	AWAY	0- 1	0- 1	0- 3				
0- 0	0- 0	0- 0	NEUTRAL	0- 0	0- 0	0- 0				
11- 6	0- 0	0- 0	CONFERENCE	0- 0	1- 2	10- 4				
7- 2	0- 0	0- 0	HOME	0- 0	1- 1	6- 1				
4- 4	0- 0	0- 0	AWAY	0- 0	0- 1	4- 3				
0- 0	0- 0	0- 0	NEUTRAL	0- 0	0- 0	0- 0				

RPI 1-25			RPI 26-50			RPI 51-100			RPI 101+			Team's RPI: 225
RPI	S	Opponent	Score	RPI	S	Opponent	Score	RPI	S	Opponent	Score	
						83 A Vanderbilt	38 56			112 H Liberty	60 42	
										117 A Virginia Tech	44 58	
										122 A UNC Asheville	59 68	
										122 H UNC Asheville	63 72	
										159 A East Carolina	57 84	
										177 A Colorado	60 72	
										193 A Gardner-Webb	40 51	
										193 H Gardner-Webb	60 53	
										196 H Radford	53 64	
										254 A High Point	47 61	
										254 H High Point	82 70	
										269 A Coastal Caro.	47 60	
										269 H Coastal Caro.	66 42	
										292 A Campbell	69 45	
										292 H Campbell	64 54	
										294 A Charleston So.	63 49	
										294 H Charleston So.	52 37	
										295 A Kennesaw St.	47 49	
										320 A Winthrop	59 48	
										322 A Longwood	59 38	
										322 H Longwood	75 49	
										349 H N.C. Central	60 50	
LAST 12 Division I GAMES:												
						269 A Coastal Caro.	47 60			193 H Gardner-Webb	60 53	
						292 H Campbell	64 54			122 A UNC Asheville	59 68	
						193 A Gardner-Webb	40 51			269 H Coastal Caro.	66 42	
						294 H Charleston So.	52 37			292 A Campbell	69 45	
						254 A High Point	47 61			320 A Winthrop	59 48	
						322 H Longwood	75 49			112 H Liberty	60 42	

Non-Div I Games: Warren Wilson 95 56 Columbia (SC) 104 37 Brevard 70 53

Presbyterian

Loss, Non-Conf, S Site, H Home A Away N Neutral

Average RPI Win:	188	WON-LOST	WINNING	LAST 10	STRENGTH OF	OPP. STRENGTH	TEAM	ADJ.	CONF.	ADJ CONF.
Average RPI Loss:	34	RECORD	PCT. RANK	GAMES	SCHEDULE	OF SCHEDULE	RPI	RPI	RPI	RPI
DIV. I ONLY	19- 4	23	9- 1	148	91	37	37	10	10	
DIV. I NON-CONF.	11- 3	54	2- 1	201	45	57	57	12	12	
TOTALS	RPI 1-25	RPI 26-50	W-L RECORDS	RPI 51-100	RPI 101-150	RPI 150+				
19- 4	1- 1	0- 2	OVERALL	2- 1	1- 0	15- 0				
11- 0	1- 0	0- 0	HOME	1- 0	1- 0	8- 0				
6- 4	0- 1	0- 2	AWAY	1- 1	0- 0	5- 0				
2- 0	0- 0	0- 0	NEUTRAL	0- 0	0- 0	2- 0				
11- 3	1- 1	0- 1	NON-CONFERENCE	1- 1	1- 0	8- 0				
7- 0	1- 0	0- 0	HOME	1- 0	1- 0	4- 0				
2- 3	0- 1	0- 1	AWAY	0- 1	0- 0	2- 0				
2- 0	0- 0	0- 0	NEUTRAL	0- 0	0- 0	2- 0				
8- 1	0- 0	0- 1	CONFERENCE	1- 0	0- 0	7- 0				
4- 0	0- 0	0- 0	HOME	0- 0	0- 0	4- 0				
4- 1	0- 0	0- 1	AWAY	1- 0	0- 0	3- 0				
0- 0	0- 0	0- 0	NEUTRAL	0- 0	0- 0	0- 0				

RPI S	Opponent	Score	RPI S	Opponent	Score	Team's RPI: 37	RPI S	Opponent	Score	RPI S	Opponent	Score
5	A Ohio St.	70 90	29	A Penn	48 50		62	H Michigan	74 57	120	H Pittsburgh	61 47
21	H Duquesne	94 66	32	A Seton Hall	64 71		71	A Dayton	81 85	152	H Hampton	79 55
							100	A Harvard	92 83	164	H Fordham	55 44
										165	A Yale	94 81
										165	H Yale	65 50
										172	A Marist	77 44
										175	H Cornell	71 51
										202	A Brown	83 57
										202	H Brown	72 53
										228	A Dartmouth	85 48
										237	H Columbia	86 54
										253	H Monmouth	81 70
										258	N Seattle	85 48
										274	H American	72 34
										284	A Rider	78 59
										338	N UC Irvine	83 42
LAST 12 Division I GAMES:												
202	A Brown	83 57	165	H Yale	65 50							
165	A Yale	94 81	202	H Brown	72 53							
237	H Columbia	86 54	29	A Penn	48 50							
175	H Cornell	71 51	152	H Hampton	79 55							
100	A Harvard	92 83	172	A Marist	77 44							
228	A Dartmouth	85 48	71	A Dayton	81 85							

Non-Div I Games:

Princeton

Providence

Through Games Of Feb. 24, 2016

Average RPI Win:	216	WON-LOST	WINNING	LAST 10	STRENGTH OF	OPP. STRENGTH	TEAM	ADJ.	CONF.	ADJ CONF.
Average RPI Loss:	101	RECORD	PCT. RANK	GAMES	SCHEDULE	OF SCHEDULE	RPI	RPI	RPI	RPI
DIV. I ONLY	5- 21	312	1- 9	81	87	263	263	6	6	
DIV. I NON-CONF.	4- 6	201	0- 0	102	259	202	202	6	6	
TOTALS	RPI 1-25	RPI 26-50	W-L RECORDS	RPI 51-100	RPI 101-150	RPI 150+				
5- 21	0- 2	0- 5	OVERALL	0- 5	1- 5	4- 4				
4- 11	0- 1	0- 3	HOME	0- 3	1- 2	3- 2				
1- 10	0- 1	0- 2	AWAY	0- 2	0- 3	1- 2				
0- 0	0- 0	0- 0	NEUTRAL	0- 0	0- 0	0- 0				
4- 6	0- 0	0- 1	NON-CONFERENCE	0- 1	0- 2	4- 2				
3- 3	0- 0	0- 0	HOME	0- 1	0- 1	3- 1				
1- 3	0- 0	0- 1	AWAY	0- 0	0- 1	1- 1				
0- 0	0- 0	0- 0	NEUTRAL	0- 0	0- 0	0- 0				
1- 15	0- 2	0- 4	CONFERENCE	0- 4	1- 3	0- 2				
1- 8	0- 1	0- 3	HOME	0- 2	1- 1	0- 1				
0- 7	0- 1	0- 1	AWAY	0- 2	0- 2	0- 1				
0- 0	0- 0	0- 0	NEUTRAL	0- 0	0- 0	0- 0				

RPI 1-25				RPI 26-50				RPI 51-100				RPI 101+ Team's RPI: 263			
RPI	S	Opponent	Score	RPI	S	Opponent	Score	RPI	S	Opponent	Score	RPI	S	Opponent	Score
20	A	DePaul	50 96	32	H	Seton Hall	54 64	67	H	FGCU	41 50	117	A	Virginia Tech	46 62
20	H	DePaul	68 91	46	H	St. John's (NY)	61 80	87	A	Marquette	75 105	119	H	Boston College	41 67
				48	A	Albany (NY)	58 71	87	H	Marquette	85 92	141	A	Creighton	48 72
				50	A	Villanova	39 67	95	A	Georgetown	53 63	141	H	Creighton	61 59
				50	H	Villanova	47 76	95	H	Georgetown	51 82	148	A	Xavier	47 72
												148	H	Xavier	54 62
												184	H	Richmond	50 57
												186	A	Butler	50 65
												186	H	Butler	67 77
												202	A	Brown	47 57
												217	H	Hartford	69 50
												222	A	Rhode Island	64 55
												246	H	Bryant	88 78
												253	H	Monmouth	71 59
LAST 12 Division I GAMES:															
87	H	Marquette	85 92	95	H	Georgetown	51 82								
20	H	DePaul	68 91	20	A	DePaul	50 96								
141	H	Creighton	61 59	87	A	Marquette	75 105								
186	A	Butler	50 65	141	A	Creighton	48 72								
148	A	Xavier	47 72	148	H	Xavier	54 62								
50	H	Villanova	47 76	186	H	Butler	67 77								

Non-Div I Games:

Providence

Loss, Non-Conf, S Site, H Home A Away N Neutral

Average RPI Win: 131		WON-LOST	WINNING	LAST 10	STRENGTH OF	OPP. STRENGTH	TEAM	ADJ.	CONF.	ADJ CONF.
Average RPI Loss: 57		RECORD	PCT. RANK	GAMES	SCHEDULE	OF SCHEDULE	RPI	RPI	RPI	RPI
DIV. I ONLY		17- 10	94	3- 7	58	25	57	57	5	5
DIV. I NON-CONF.		9- 2	37	0- 0	160	64	74	74	4	4
TOTALS		RPI 1-25	RPI 26-50		W-L RECORDS		RPI 51-100	RPI 101-150	RPI 150+	
17- 10	1- 5	1- 0		OVERALL		7- 3	3- 1	5- 1		
10- 4	0- 1	1- 0		HOME		5- 2	0- 1	4- 0		
5- 5	0- 3	0- 0		AWAY		2- 1	2- 0	1- 1		
2- 1	1- 1	0- 0		NEUTRAL		0- 0	1- 0	0- 0		
9- 2	1- 1	0- 0		NON-CONFERENCE		3- 0	1- 1	4- 0		
6- 1	0- 0	0- 0		HOME		3- 0	0- 1	3- 0		
1- 0	0- 0	0- 0		AWAY		0- 0	0- 0	1- 0		
2- 1	1- 1	0- 0		NEUTRAL		0- 0	1- 0	0- 0		
8- 8	0- 4	1- 0		CONFERENCE		4- 3	2- 0	1- 1		
4- 3	0- 1	1- 0		HOME		2- 2	0- 0	1- 0		
4- 5	0- 3	0- 0		AWAY		2- 1	2- 0	0- 1		
0- 0	0- 0	0- 0		NEUTRAL		0- 0	0- 0	0- 0		

RPI S	Opponent	Score	RPI S	Opponent	Score	RPI S	Opponent	Score	RPI S	Opponent	Score
5	A Ohio St.	70 90	38	H Indiana	63 53	59	A Iowa	55 63	114	A Northwestern	85 71
10	N Stanford	65 71				59	H Iowa	90 73	119	H Boston College	56 58
11	A Maryland	59 73				62	A Michigan	65 63	121	N LSU	69 52
11	H Maryland	67 87				62	H Michigan	61 68	126	A Penn St.	88 78
15	N Louisville	62 60				69	H Maine	56 33	153	H Illinois	69 65
25	A Michigan St.	56 68				70	H Minnesota	84 72	182	A Wisconsin	57 64
						71	H Dayton	61 58	219	H Ill.-Chicago	62 51
						73	H Ball St.	73 63	289	H Jacksonville St.	67 48
						88	A Nebraska	68 50	326	A North Florida	70 47
						88	H Nebraska	61 62	332	H Incarnate Word	95 27
LAST 12 Division I GAMES:											
88	A Nebraska	68 50	126	A Penn St.	88 78						
59	A Iowa	55 63	25	A Michigan St.	56 68						
62	H Michigan	61 68	59	H Iowa	90 73						
11	A Maryland	59 73	88	H Nebraska	61 62						
182	A Wisconsin	57 64	5	A Ohio St.	70 90						
11	H Maryland	67 87	70	H Minnesota	84 72						

Non-Div I Games:

Purdue

■ Loss,
■ Non-Conf,
■ S Site,
■ H Home
■ A Away
N Neutral

Average RPI Win: 234		WON-LOST	WINNING	LAST 10	STRENGTH OF	OPP. STRENGTH	TEAM	ADJ.	CONF.	ADJ CONF.
Average RPI Loss: 139		RECORD	PCT. RANK	GAMES	SCHEDULE	OF SCHEDULE	RPI	RPI	RPI	RPI
DIV. I ONLY		20- 7	48	10- 0	244	229	98	98	23	23
DIV. I NON-CONF.		5- 4	138	0- 0	53	159	85	85	23	23
TOTALS	RPI 1-25		RPI 26-50		W-L RECORDS		RPI 51-100		RPI 101-150	RPI 150+
20- 7	0- 0		0- 0		OVERALL		1- 4		1- 0	18- 3
11- 1	0- 0		0- 0		HOME		1- 0		1- 0	9- 1
9- 5	0- 0		0- 0		AWAY		0- 0		0- 0	9- 1
0- 1	0- 0		0- 0		NEUTRAL		0- 1		0- 0	0- 0
5- 4	0- 0		0- 0		NON-CONFERENCE		1- 4		0- 0	4- 0
3- 0	0- 0		0- 0		HOME		1- 0		0- 0	2- 0
2- 3	0- 0		0- 0		AWAY		0- 3		0- 0	2- 0
0- 1	0- 0		0- 0		NEUTRAL		0- 1		0- 0	0- 0
15- 3	0- 0		0- 0		CONFERENCE		0- 0		1- 0	14- 3
8- 1	0- 0		0- 0		HOME		0- 0		1- 0	7- 1
7- 2	0- 0		0- 0		AWAY		0- 0		0- 0	7- 2
0- 0	0- 0		0- 0		NEUTRAL		0- 0		0- 0	0- 0

[illegible]

Non-Div I Games:

Quinnipiac

Loss, Non-Conf, S Site, H Home A Away N Neutral

Average RPI Win:	267	WON-LOST	WINNING	LAST 10	STRENGTH OF	OPP. STRENGTH	TEAM	ADJ.	CONF.	ADJ CONF.
Average RPI Loss:	160	RECORD	PCT. RANK	GAMES	SCHEDULE	OF SCHEDULE	RPI	RPI	RPI	RPI
DIV. I ONLY	13- 12	159	5- 5	258	271	196	196	27	27	
DIV. I NON-CONF.	2- 5	253	0- 0	191	108	244	244	29	29	
TOTALS	RPI 1-25	RPI 26-50	W-L RECORDS	RPI 51-100	RPI 101-150	RPI 150+				
13- 12	0- 0	0- 1	OVERALL	0- 0	0- 7	13- 4				
8- 3	0- 0	0- 0	HOME	0- 0	0- 2	8- 1				
5- 9	0- 0	0- 1	AWAY	0- 0	0- 5	5- 3				
0- 0	0- 0	0- 0	NEUTRAL	0- 0	0- 0	0- 0				
2- 5	0- 0	0- 1	NON-CONFERENCE	0- 0	0- 3	2- 1				
2- 0	0- 0	0- 0	HOME	0- 0	0- 0	2- 0				
0- 5	0- 0	0- 1	AWAY	0- 0	0- 3	0- 1				
0- 0	0- 0	0- 0	NEUTRAL	0- 0	0- 0	0- 0				
11- 7	0- 0	0- 0	CONFERENCE	0- 0	0- 4	11- 3				
6- 3	0- 0	0- 0	HOME	0- 0	0- 2	6- 1				
5- 4	0- 0	0- 0	AWAY	0- 0	0- 2	5- 2				
0- 0	0- 0	0- 0	NEUTRAL	0- 0	0- 0	0- 0				

RPI 1-25			RPI 26-50			RPI 51-100			RPI 101+ Team's RPI: 196		
RPI	S	Opponent	Score	RPI	S	Opponent	Score	RPI	S	Opponent	Score
				45	A	North Carolina St.	52 67				
								112	A	Liberty	53 67
								112	H	Liberty	43 49
								117	A	Virginia Tech	40 47
								122	A	UNC Asheville	48 58
								122	H	UNC Asheville	46 54
								131	A	Youngstown St.	53 54
								148	A	Xavier	56 63
								173	H	Davidson	79 68
								183	H	George Mason	66 63
								193	A	Gardner-Webb	50 54
								193	H	Gardner-Webb	54 51
								225	A	Presbyterian	64 53
								254	A	High Point	66 71
								254	H	High Point	54 56
								269	A	Coastal Caro.	49 36
								269	H	Coastal Caro.	61 45
								292	H	Campbell	62 59
								294	A	Charleston So.	61 50
								294	H	Charleston So.	55 40
								304	A	Wofford	70 79
								320	A	Winthrop	67 38
								320	H	Winthrop	66 44
								322	A	Longwood	79 67
								322	H	Longwood	80 64
LAST 12 Division I GAMES:											
				320	A	Winthrop	67 38				
				322	H	Longwood	80 64				
				122	A	UNC Asheville	48 58				
				294	A	Charleston So.	61 50				
				193	H	Gardner-Webb	54 51				
				112	A	Liberty	53 67				
				269	A	Coastal Caro.	49 36				
				122	H	UNC Asheville	46 54				
				254	H	High Point	54 56				
				193	A	Gardner-Webb	50 54				
				294	H	Charleston So.	55 40				
				322	A	Longwood	79 67				

Non-Div I Games: Concord 92 36 Lees-McRae 84 39

Radford

Loss, Non-Conf, S Site, H Home A Away N Neutral

Rhode Island

Through Games Of Feb. 24, 2016

Average RPI Win: 240		WON-LOST	WINNING	LAST 10	STRENGTH OF	OPP. STRENGTH	TEAM	ADJ.	CONF.	ADJ CONF.
Average RPI Loss: 111		RECORD	PCT. RANK	GAMES	SCHEDULE	OF SCHEDULE	RPI	RPI	RPI	RPI
DIV. I ONLY		11- 16	228	3- 7	204	101	222	222	7	7
DIV. I NON-CONF.		6- 6	160	0- 0	285	199	228	228	8	8
TOTALS		RPI 1-25	RPI 26-50		W-L RECORDS		RPI 51-100	RPI 101-150		RPI 150+
11- 16	0- 3	0- 3		OVERALL		1- 2	0- 1		10- 7	
5- 9	0- 2	0- 2		HOME		1- 2	0- 0		4- 3	
6- 6	0- 1	0- 1		AWAY		0- 0	0- 1		6- 3	
0- 1	0- 0	0- 0		NEUTRAL		0- 0	0- 0		0- 1	
6- 6	0- 1	0- 1		NON-CONFERENCE		1- 0	0- 0		5- 4	
3- 3	0- 1	0- 1		HOME		1- 0	0- 0		2- 1	
3- 2	0- 0	0- 0		AWAY		0- 0	0- 0		3- 2	
0- 1	0- 0	0- 0		NEUTRAL		0- 0	0- 0		0- 1	
5- 10	0- 2	0- 2		CONFERENCE		0- 2	0- 1		5- 3	
2- 6	0- 1	0- 1		HOME		0- 2	0- 0		2- 2	
3- 4	0- 1	0- 1		AWAY		0- 0	0- 1		3- 1	
0- 0	0- 0	0- 0		NEUTRAL		0- 0	0- 0		0- 0	

RPI 1-25				RPI 26-50				RPI 51-100				RPI 101+ Team's RPI: 222			
RPI	S	Opponent	Score	RPI	S	Opponent	Score	RPI	S	Opponent	Score	RPI	S	Opponent	Score
16	H	Syracuse	54 57	41	A	George Washington	52 68	71	H	Dayton	53 67	102	A	Saint Joseph's	63 74
21	A	Duquesne	56 61	44	H	St. Bonaventure	56 69	82	H	VCU	36 49	152	N	Hampton	54 59
21	H	Duquesne	70 79	48	H	Albany (NY)	58 67	100	H	Harvard	56 52	155	A	Marshall	62 72
												164	A	Fordham	42 50
												173	H	Davidson	78 62
												183	H	George Mason	65 68
												184	A	Richmond	57 50
												202	A	Brown	63 67
												209	A	Massachusetts	80 79
												209	H	Massachusetts	64 71
												228	A	Dartmouth	57 41
												237	H	Columbia	57 56
												263	H	Providence	55 64
												268	A	La Salle	72 61
												268	H	La Salle	62 52
												302	A	FIU	68 50
												323	H	UMass Lowell	72 64
												344	A	Boston U.	57 41
LAST 12 Division I GAMES:															
209	H	Massachusetts	64 71	268	H	La Salle	62 52								
102	A	Saint Joseph's	63 74	164	A	Fordham	42 50								
82	H	VCU	36 49	209	A	Massachusetts	80 79								
183	H	George Mason	65 68	173	H	Davidson	78 62								
21	A	Duquesne	56 61	268	A	La Salle	72 61								
71	H	Dayton	53 67	21	H	Duquesne	70 79								

Non-Div I Games:

Rhode Island

■ Loss,
■ Non-Conf,
■ S Site,
■ H Home
■ A Away
N Neutral

Average RPI Win: 225	WON-LOST	WINNING	LAST 10	STRENGTH OF	OPP. STRENGTH	TEAM	ADJ.	CONF.	ADJ CONF.
Average RPI Loss: 131	RECORD	PCT. RANK	GAMES	SCHEDULE	OF SCHEDULE	RPI	RPI	RPI	RPI
DIV. I ONLY	7- 18	281	4- 6	88	139	223	223	12	12
DIV. I NON-CONF.	1- 10	330	0- 0	77	188	263	263	10	10
TOTALS	RPI 1-25	RPI 26-50	W-L RECORDS	RPI 51-100	RPI 101-150	RPI 150+			
7- 18	0- 4	0- 1	OVERALL	0- 3	1- 1	6- 9			
3- 9	0- 2	0- 0	HOME	0- 3	1- 1	2- 3			
4- 9	0- 2	0- 1	AWAY	0- 0	0- 0	4- 6			
0- 0	0- 0	0- 0	NEUTRAL	0- 0	0- 0	0- 0			
1- 10	0- 3	0- 0	NON-CONFERENCE	0- 1	0- 0	1- 6			
0- 5	0- 1	0- 0	HOME	0- 1	0- 0	0- 3			
1- 5	0- 2	0- 0	AWAY	0- 0	0- 0	1- 3			
0- 0	0- 0	0- 0	NEUTRAL	0- 0	0- 0	0- 0			
6- 8	0- 1	0- 1	CONFERENCE	0- 2	1- 1	5- 3			
3- 4	0- 1	0- 0	HOME	0- 2	1- 1	2- 0			
3- 4	0- 0	0- 1	AWAY	0- 0	0- 0	3- 3			
0- 0	0- 0	0- 0	NEUTRAL	0- 0	0- 0	0- 0			

RPI 1-25				RPI 26-50				RPI 51-100				RPI 101+ Team's RPI: 223			
RPI	S	Opponent	Score	RPI	S	Opponent	Score	RPI	S	Opponent	Score	RPI	S	Opponent	Score
3	A	Baylor	38 89	49	A	Western Ky.	49 52	68	H	Middle Tenn.	60 61	143	H	Old Dominion	68 46
7	H	Texas	47 70					79	H	Charlotte	58 69	146	H	UAB	55 64
14	A	Kentucky	39 72					100	H	Harvard	61 67	151	A	Southern Miss.	62 68
24	H	UTEP	54 60									155	A	Marshall	52 81
												157	A	McNeese St.	53 61
												171	A	Louisiana Tech	61 63
												180	H	Loyola Chicago	50 57
												188	A	Fla. Atlantic	75 54
												211	A	Stephen F. Austin	45 59
												224	A	North Texas	79 73
												224	H	North Texas	100 97
												231	A	Sam Houston St.	58 46
												242	H	Texas Southern	66 69
												264	H	UTSA	49 48
												283	H	Houston	59 62
												302	A	FIU	68 62
												312	A	A&M-Corpus Christi	55 60
LAST 12 Division I GAMES:															
302	A	FIU	68 62	224	A	North Texas	79 73	68	H	Middle Tenn.	60 61				
188	A	Fla. Atlantic	75 54					146	H	UAB	55 64				
143	H	Old Dominion	68 46					155	A	Marshall	52 81				
79	H	Charlotte	58 69					49	A	Western Ky.	49 52				
151	A	Southern Miss.	62 68					224	H	North Texas	100 97				
171	A	Louisiana Tech	61 63												

Non-Div I Games:

Rice

■ Loss,
■ Non-Conf,
■ S Site,
■ H Home
■ A Away
N Neutral

Average RPI Win:	213	WON-LOST	WINNING	LAST 10	STRENGTH OF	OPP. STRENGTH	TEAM	ADJ.	CONF.	ADJ CONF.
Average RPI Loss:	106	RECORD	PCT. RANK	GAMES	SCHEDULE	OF SCHEDULE	RPI	RPI	RPI	RPI
DIV. I ONLY	12- 16	220	3- 7	150	95	184	184	7	7	
DIV. I NON-CONF.	7- 6	156	0- 0	280	144	214	214	8	8	
TOTALS	RPI 1-25	RPI 26-50	W-L RECORDS	RPI 51-100	RPI 101-150	RPI 150+				
12- 16	0- 1	0- 4	OVERALL	1- 5	1- 2	10- 4				
6- 7	0- 1	0- 2	HOME	1- 1	1- 0	4- 3				
4- 8	0- 0	0- 2	AWAY	0- 3	0- 2	4- 1				
2- 1	0- 0	0- 0	NEUTRAL	0- 1	0- 0	2- 0				
7- 6	0- 0	0- 1	NON-CONFERENCE	0- 2	1- 1	6- 2				
4- 2	0- 0	0- 1	HOME	0- 0	1- 0	3- 1				
1- 3	0- 0	0- 0	AWAY	0- 1	0- 1	1- 1				
2- 1	0- 0	0- 0	NEUTRAL	0- 1	0- 0	2- 0				
5- 10	0- 1	0- 3	CONFERENCE	1- 3	0- 1	4- 2				
2- 5	0- 1	0- 1	HOME	1- 1	0- 0	1- 2				
3- 5	0- 0	0- 2	AWAY	0- 2	0- 1	3- 0				
0- 0	0- 0	0- 0	NEUTRAL	0- 0	0- 0	0- 0				

RPI	S	Opponent	Score	RPI	S	Opponent	Score	RPI	S	Opponent	Score	RPI	S	Opponent	Score	Team's RPI: 184
21	H	Duquesne	44 65	41	A	George Washington	53 55	55	A	Saint Louis	48 73	102	A	Saint Joseph's	53 64	
				41	H	George Washington	47 62	71	H	Dayton	48 60	113	A	Wake Forest	33 43	
				42	H	James Madison	47 73	82	A	VCU	42 53	143	H	Old Dominion	62 57	
				44	A	St. Bonaventure	43 66	82	H	VCU	62 50	164	H	Fordham	52 48	
								87	N	Marquette	80 98	173	H	Davidson	59 67	
								94	A	Virginia	51 71	183	A	George Mason	57 50	
												191	H	William & Mary	56 50	
												194	H	Eastern Ky.	81 62	
												209	A	Massachusetts	74 68	
												222	H	Rhode Island	50 57	
												227	H	Furman	62 69	
												257	H	UNCW	63 53	
												263	A	Providence	57 50	
												268	A	La Salle	60 43	
												275	A	Appalachian St.	59 73	
												288	N	Wichita St.	63 50	
												316	N	Lafayette	54 46	
LAST 12 Division I GAMES:																
				41	A	George Washington	53 55	55	A	Saint Louis	48 73					
				183	A	George Mason	57 50	44	A	St. Bonaventure	43 66					
				164	H	Fordham	52 48	21	H	Duquesne	44 65					
				82	H	VCU	62 50	82	A	VCU	42 53					
				173	H	Davidson	59 67	209	A	Massachusetts	74 68					
				41	H	George Washington	47 62	102	A	Saint Joseph's	53 64					

Non-Div I Games:

Richmond

■ Loss,
 ■ Non-Conf,
 ■ S Site,
 ■ H Home
 ■ A Away
 N Neutral

R
i
d
e
rR
i
d
e
r

Rider

Loss, Non-Conf, S Site, H Home A Away N Neutral

Average RPI Win:	281	WON-LOST	WINNING	LAST 10	STRENGTH OF	OPP. STRENGTH	TEAM	ADJ.	CONF.	ADJ CONF.
Average RPI Loss:	199	RECORD	PCT. RANK	GAMES	SCHEDULE	OF SCHEDULE	RPI	RPI	RPI	RPI
DIV. I ONLY	14- 12	148	4- 6	301	328	218	218	30	30	
DIV. I NON-CONF.	5- 5	160	0- 0	181	127	134	134	32	32	
TOTALS	RPI 1-25	RPI 26-50	W-L RECORDS	RPI 51-100	RPI 101-150	RPI 150+				
14- 12	0- 1	0- 0	OVERALL	0- 2	0- 2	14- 7				
8- 3	0- 0	0- 0	HOME	0- 0	0- 1	8- 2				
6- 9	0- 0	0- 0	AWAY	0- 0	0- 0	6- 0				
0- 0	0- 0	0- 0	NEUTRAL	0- 0	0- 0	0- 0				
5- 5	0- 1	0- 0	NON-CONFERENCE	0- 2	0- 2	5- 0				
2- 1	0- 0	0- 0	HOME	0- 0	0- 1	2- 0				
3- 4	0- 1	0- 0	AWAY	0- 2	0- 1	3- 0				
0- 0	0- 0	0- 0	NEUTRAL	0- 0	0- 0	0- 0				
9- 7	0- 0	0- 0	CONFERENCE	0- 0	0- 0	9- 7				
6- 2	0- 0	0- 0	HOME	0- 0	0- 0	6- 2				
3- 5	0- 0	0- 0	AWAY	0- 0	0- 0	3- 5				
0- 0	0- 0	0- 0	NEUTRAL	0- 0	0- 0	0- 0				

RPI 1-25			RPI 26-50			RPI 51-100			RPI 101+ Team's RPI: 218		
RPI	S	Opponent	Score	RPI	S	Opponent	Score	RPI	S	Opponent	Score
19	A	Florida	52 79					59	A	Iowa	50 69
								79	A	Charlotte	73 94
								131	A	Youngstown St.	46 55
								139	H	Northern Ky.	70 72
								169	H	Delaware	53 50
								213	A	Sacred Heart	52 62
								213	H	Sacred Heart	78 63
								243	H	Morgan St.	76 44
								246	A	Bryant	65 71
								246	H	Bryant	55 53
								253	A	Monmouth	60 47
								261	A	Saint Francis (PA)	54 62
								268	A	La Salle	76 45
								280	A	Ga. Southern	64 49
								285	A	Central Conn. St.	39 48
								285	H	Central Conn. St.	72 55
								309	A	Fairleigh Dickinson	52 60
								309	H	Fairleigh Dickinson	68 83
								324	A	LIU Brooklyn	52 49
								324	H	LIU Brooklyn	69 53
								330	A	Mt. St. Mary's	74 67
								330	H	Mt. St. Mary's	61 56
								333	A	St. Francis Brooklyn	62 53
								333	H	St. Francis Brooklyn	65 72
								341	H	Wagner	64 44
LAST 12 Division I GAMES:											
324	H	LIU Brooklyn	69 53	330	A	Mt. St. Mary's	74 67				
333	H	St. Francis Brooklyn	65 72	261	A	Saint Francis (PA)	54 62				
213	A	Sacred Heart	52 62	285	A	Central Conn. St.	39 48				
309	A	Fairleigh Dickinson	52 60	246	A	Bryant	65 71				
285	H	Central Conn. St.	72 55	330	H	Mt. St. Mary's	61 56				
246	H	Bryant	55 53	309	H	Fairleigh Dickinson	68 83				

Non-Div I Games: West Va. Wesleyan 124 59

Robert Morris

■ Loss,
 ■ Non-Conf,
 ■ S Site,
 ■ Home
 ■ A Away
 N Neutral

Average RPI Win: 120		WON-LOST	WINNING	LAST 10	STRENGTH OF	OPP. STRENGTH	TEAM	ADJ.	CONF.	ADJ CONF.
Average RPI Loss: 35		RECORD	PCT. RANK	GAMES	SCHEDULE	OF SCHEDULE	RPI	RPI	RPI	RPI
DIV. I ONLY		16- 12	129	4- 6	16	12	53	53	5	5
DIV. I NON-CONF.		9- 3	69	0- 0	24	12	17	17	4	4
TOTALS		RPI 1-25	RPI 26-50		W-L RECORDS		RPI 51-100	RPI 101-150	RPI 150+	
16- 12	0- 6	1- 3		OVERALL		5- 3	6- 0	4- 0		
10- 4	0- 3	0- 1		HOME		3- 0	4- 0	3- 0		
3- 8	0- 3	0- 2		AWAY		0- 3	2- 0	1- 0		
3- 0	0- 0	1- 0		NEUTRAL		2- 0	0- 0	0- 0		
9- 3	0- 1	1- 2		NON-CONFERENCE		3- 0	4- 0	1- 0		
5- 1	0- 0	0- 1		HOME		1- 0	3- 0	1- 0		
1- 2	0- 1	0- 1		AWAY		0- 0	1- 0	0- 0		
3- 0	0- 0	1- 0		NEUTRAL		2- 0	0- 0	0- 0		
7- 9	0- 5	0- 1		CONFERENCE		2- 3	2- 0	3- 0		
5- 3	0- 3	0- 0		HOME		2- 0	1- 0	2- 0		
2- 6	0- 2	0- 1		AWAY		0- 3	1- 0	1- 0		
0- 0	0- 0	0- 0		NEUTRAL		0- 0	0- 0	0- 0		

RPI	S	Opponent	Score	RPI	S	Opponent	Score	RPI	S	Opponent	Score	RPI	S	Opponent	Score
5	A	Ohio St.	78 90	27	N	Green Bay	54 43	59	A	Iowa	65 69	102	A	Saint Joseph's	78 65
5	H	Ohio St.	58 67	32	A	Seton Hall	49 77	61	H	Temple	61 51	114	H	Northwestern	61 59
11	H	Maryland	59 73	38	A	Indiana	48 64	70	A	Minnesota	72 85	115	H	Iona	58 33
17	A	Florida St.	43 65	46	H	St. John's (NY)	62 69	70	H	Minnesota	66 55	121	H	LSU	69 57
25	A	Michigan St.	48 59					84	N	Tulane	75 51	126	A	Penn St.	74 62
25	H	Michigan St.	67 70					88	A	Nebraska	54 65	132	H	Arkansas	60 40
								88	H	Nebraska	66 56	153	A	Illinois	63 56
								94	N	Virginia	60 48	153	H	Illinois	67 54
												182	H	Wisconsin	61 41
												293	H	Savannah St.	65 26
LAST 12 Division I GAMES:															
11	H	Maryland	59 73	88	H	Nebraska	66 56								
25	H	Michigan St.	67 70	38	A	Indiana	48 64								
153	A	Illinois	63 56	5	H	Ohio St.	58 67								
114	H	Northwestern	61 59	25	A	Michigan St.	48 59								
126	A	Penn St.	74 62	88	A	Nebraska	54 65								
70	A	Minnesota	72 85	153	H	Illinois	67 54								

Non-Div I Games:

Rutgers

■ Loss,
■ Non-Conf,
■ S Site,
■ H Home
■ A Away
N Neutral

S
I
U
E

SIUE				Through Games Of Feb. 24, 2016						
Average RPI Win:	246	WON-LOST	WINNING	LAST 10	STRENGTH OF	OPP. STRENGTH	TEAM	ADJ.	CONF.	ADJ CONF.
Average RPI Loss:	148	RECORD	PCT. RANK	GAMES	SCHEDULE	OF SCHEDULE	RPI	RPI	RPI	RPI
DIV. I ONLY	16- 12	129	7- 3	195	266	145	145	24	24	
DIV. I NON-CONF.	5- 8	209	0- 0	115	268	177	177	24	24	

TOTALS	RPI 1-25	RPI 26-50		W-L RECORDS		RPI 51-100	RPI 101-150	RPI 150+		
16- 12	0- 1	0- 1		OVERALL		2- 3	0- 2	14- 5		
9- 3	0- 0	0- 0		HOME		2- 1	0- 1	7- 1		
7- 8	0- 1	0- 1		AWAY		0- 2	0- 1	7- 3		
0- 1	0- 0	0- 0		NEUTRAL		0- 0	0- 0	0- 1		
5- 8	0- 1	0- 1		NON-CONFERENCE		1- 1	0- 2	4- 3		
3- 1	0- 0	0- 0		HOME		1- 0	0- 1	2- 0		
2- 6	0- 1	0- 1		AWAY		0- 1	0- 1	2- 2		
0- 1	0- 0	0- 0		NEUTRAL		0- 0	0- 0	0- 1		
11- 4	0- 0	0- 0		CONFERENCE		1- 2	0- 0	10- 2		
6- 2	0- 0	0- 0		HOME		1- 1	0- 0	5- 1		
5- 2	0- 0	0- 0		AWAY		0- 1	0- 0	5- 1		
0- 0	0- 0	0- 0		NEUTRAL		0- 0	0- 0	0- 0		

S
I
U
E

RPI 1-25				RPI 26-50				RPI 51-100				RPI 101+ Team's RPI: 145			
RPI	S	Opponent	Score	RPI	S	Opponent	Score	RPI	S	Opponent	Score	RPI	S	Opponent	Score
22	A	Oklahoma St.	61 86	28	A	Missouri	46 75	55	H	Saint Louis	71 64	125	H	IUPUI	67 85
								75	A	Central Mich.	65 78	135	A	Southern Ill.	57 71
								91	A	UT Martin	50 86	194	H	Eastern Ky.	89 74
								91	H	UT Martin	79 85	211	N	Stephen F. Austin	74 82
								92	H	Belmont	73 60	215	A	Southeast Mo. St.	89 75
												215	H	Southeast Mo. St.	80 73
												229	A	Western Ill.	74 78
												239	A	Valparaiso	56 69
												249	H	Northern Ill.	93 67
												252	A	Tennessee St.	61 73
												259	H	Omaha	90 86
												271	A	Austin Peay	72 61
												271	H	Austin Peay	94 75
												272	A	Murray St.	64 61
												272	H	Murray St.	76 79
												273	A	Tennessee Tech	83 68
												289	A	Jacksonville St.	62 57
												303	A	UMKC	63 58
												313	H	Morehead St.	90 81
												321	A	Illinois St.	65 57
												337	H	Eastern Ill.	87 75
LAST 12 Division I GAMES:															
215	A	Southeast Mo. St.	89 75	271	A	Austin Peay	72 61								
91	A	UT Martin	50 86	272	A	Murray St.	64 61								
271	H	Austin Peay	94 75	215	H	Southeast Mo. St.	80 73								
272	H	Murray St.	76 79	194	H	Eastern Ky.	89 74								
91	H	UT Martin	79 85	313	H	Morehead St.	90 81								
337	H	Eastern Ill.	87 75	252	A	Tennessee St.	61 73								

Non-Div I Games:

SIUE

SMU				Through Games Of Feb. 24, 2016								
Average RPI Win: 191		WON-LOST	WINNING	LAST 10	STRENGTH OF	OPP. STRENGTH	TEAM	ADJ.	CONF.	ADJ CONF.		
Average RPI Loss: 87		RECORD	PCT. RANK	GAMES	SCHEDULE	OF SCHEDULE	RPI	RPI	RPI	RPI		
DIV. I ONLY		12- 15	207	4- 6	94	66	160	160	9	9		
DIV. I NON-CONF.		5- 6	180	0- 0	148	20	192	192	7	7		

TOTALS	RPI 1-25	RPI 26-50		W-L RECORDS		RPI 51-100	RPI 101-150	RPI 150+				
12- 15	0- 4	0- 3		OVERALL		1- 4	3- 0	8- 4				
8- 6	0- 2	0- 1		HOME		1- 2	2- 0	5- 1				
2- 8	0- 2	0- 1		AWAY		0- 2	0- 0	2- 3				
2- 1	0- 0	0- 1		NEUTRAL		0- 0	1- 0	1- 0				
5- 6	0- 2	0- 1		NON-CONFERENCE		0- 1	2- 0	3- 2				
3- 3	0- 1	0- 0		HOME		0- 1	1- 0	2- 1				
0- 2	0- 1	0- 0		AWAY		0- 0	0- 0	0- 1				
2- 1	0- 0	0- 1		NEUTRAL		0- 0	1- 0	1- 0				
7- 9	0- 2	0- 2		CONFERENCE		1- 3	1- 0	5- 2				
5- 3	0- 1	0- 1		HOME		1- 1	1- 0	3- 0				
2- 6	0- 1	0- 1		AWAY		0- 2	0- 0	2- 2				
0- 0	0- 0	0- 0		NEUTRAL		0- 0	0- 0	0- 0				

RPI 1-25				RPI 26-50				RPI 51-100				
RPI S	Opponent	Score		RPI S	Opponent	Score		RPI S	Opponent	Score		
4 A	UConn	41	88	31 N	Mississippi St.	70	72	61 A	Temple	35 55		
4 H	UConn	37	90	36 A	South Fla.	56	83	61 H	Temple	69 67		
8 H	Arizona St.	57	64	36 H	South Fla.	48	66	84 A	Tulane	64 76		
13 A	Texas A&M	55	67					84 H	Tulane	42 54		
								86 H	TCU	79 89		

Team's RPI: 160												
RPI S	Opponent	Score		RPI S	Opponent	Score		RPI S	Opponent	Score		
103 H	Memphis	58	49					128 H	Northwestern St.	74 36		
								136 N	Arizona	58 46		
								159 H	East Carolina	74 67		
								178 H	New Mexico	58 63		
								192 A	Tulsa	54 56		
								192 H	Tulsa	62 45		
								193 N	Gardner-Webb	69 61		
								210 A	Cincinnati	73 55		
								214 H	Kansas	73 64		
								224 A	North Texas	57 60		
								270 A	UCF	54 66		
								270 H	UCF	65 50		
								283 A	Houston	50 48		
								339 H	Cal St. Fullerton	74 53		

LAST 12 Division I GAMES:												
4 A	UConn	41	88	61 A	Temple	35	55					
270 A	UCF	54	66	36 H	South Fla.	48	66					
192 H	Tulsa	62	45	210 A	Cincinnati	73	55					
84 A	Tulane	64	76	4 H	UConn	37	90					
159 H	East Carolina	74	67	84 H	Tulane	42	54					
270 H	UCF	65	50	103 H	Memphis	58	49					

Non-Div I Games:

SMU

Loss, Non-Conf, S Site, H Home A Away N Neutral

Average RPI Win:	242	WON-LOST	WINNING	LAST 10	STRENGTH OF	OPP. STRENGTH	TEAM	ADJ.	CONF.	ADJ CONF.
Average RPI Loss:	135	RECORD	PCT. RANK	GAMES	SCHEDULE	OF SCHEDULE	RPI	RPI	RPI	RPI
DIV. I ONLY	10- 15	232	4- 6	66	319	170	170	20	20	
DIV. I NON-CONF.	3- 8	258	0- 0	106	142	207	207	22	22	
TOTALS	RPI 1-25	RPI 26-50	W-L RECORDS	RPI 51-100	RPI 101-150	RPI 150+				
10- 15	0- 1	0- 1	OVERALL	0- 3	0- 3	10- 7				
5- 6	0- 1	0- 0	HOME	0- 1	0- 2	5- 2				
5- 8	0- 0	0- 0	AWAY	0- 2	0- 1	5- 5				
0- 1	0- 0	0- 1	NEUTRAL	0- 0	0- 0	0- 0				
3- 8	0- 1	0- 1	NON-CONFERENCE	0- 3	0- 1	3- 2				
1- 3	0- 1	0- 0	HOME	0- 1	0- 1	1- 0				
2- 4	0- 0	0- 0	AWAY	0- 2	0- 0	2- 2				
0- 1	0- 0	0- 1	NEUTRAL	0- 0	0- 0	0- 0				
7- 7	0- 0	0- 0	CONFERENCE	0- 0	0- 2	7- 5				
4- 3	0- 0	0- 0	HOME	0- 0	0- 1	4- 2				
3- 4	0- 0	0- 0	AWAY	0- 0	0- 1	3- 3				
0- 0	0- 0	0- 0	NEUTRAL	0- 0	0- 0	0- 0				

RPI 1-25				RPI 26-50				RPI 51-100				RPI 101+ Team's RPI: 170			
RPI	S	Opponent	Score	RPI	S	Opponent	Score	RPI	S	Opponent	Score	RPI	S	Opponent	Score
9	H	UCLA	76 109	50	N	Villanova	54 78	93	A	New Mexico St.	77 80	118	H	Hawaii	72 74
								97	A	California	99 117	137	A	Idaho	60 107
								99	H	San Francisco	94 95	137	H	Idaho	88 98
												163	A	Montana St.	99 116
												163	H	Montana St.	79 80
												178	A	New Mexico	71 84
												187	A	UC Davis	92 77
												190	A	Montana	83 90
												190	H	Montana	83 75
												197	A	Cal Poly	72 97
												199	A	Weber St.	66 77
												199	H	Weber St.	87 64
												200	A	Eastern Wash.	94 91
												200	H	Eastern Wash.	83 100
												208	A	Utah St.	95 86
												234	A	Idaho St.	68 59
												234	H	Idaho St.	83 62
												315	A	Portland St.	126 78
												315	H	Portland St.	132 91
												338	H	UC Irvine	126 78
LAST 12 Division I GAMES:															
137	A	Idaho	60 107	200	H	Eastern Wash.	83 100								
200	A	Eastern Wash.	94 91	137	H	Idaho	88 98								
234	H	Idaho St.	83 62	315	A	Portland St.	126 78								
199	H	Weber St.	87 64	199	A	Weber St.	66 77								
163	A	Montana St.	99 116	234	A	Idaho St.	68 59								
190	A	Montana	83 90	190	H	Montana	83 75								

Non-Div I Games:

Sacramento St.

■ Loss,
 ■ Non-Conf,
 ■ S Site,
 ■ H Home
 ■ A Away
 N Neutral

Sacred Heart

Through Games Of Feb. 24, 2016

Average RPI Win:	296	WON-LOST	WINNING	LAST 10	STRENGTH OF	OPP. STRENGTH	TEAM	ADJ.	CONF.	ADJ CONF.
Average RPI Loss:	174	RECORD	PCT. RANK	GAMES	SCHEDULE	OF SCHEDULE	RPI	RPI	RPI	RPI
DIV. I ONLY	16- 11	120	9- 1	307	332	213	213	30	30	
DIV. I NON-CONF.	2- 9	296	0- 0	231	180	304	304	32	32	
TOTALS	RPI 1-25	RPI 26-50	W-L RECORDS	RPI 51-100	RPI 101-150	RPI 150+				
16- 11	0- 0	0- 1	OVERALL	0- 1	0- 3	16- 6				
8- 4	0- 0	0- 0	HOME	0- 0	0- 1	8- 3				
7- 6	0- 0	0- 1	AWAY	0- 1	0- 1	7- 3				
1- 1	0- 0	0- 0	NEUTRAL	0- 0	0- 1	1- 0				
2- 9	0- 0	0- 1	NON-CONFERENCE	0- 1	0- 3	2- 4				
1- 3	0- 0	0- 0	HOME	0- 0	0- 1	1- 2				
0- 5	0- 0	0- 1	AWAY	0- 1	0- 1	0- 2				
1- 1	0- 0	0- 0	NEUTRAL	0- 0	0- 1	1- 0				
14- 2	0- 0	0- 0	CONFERENCE	0- 0	0- 0	14- 2				
7- 1	0- 0	0- 0	HOME	0- 0	0- 0	7- 1				
7- 1	0- 0	0- 0	AWAY	0- 0	0- 0	7- 1				
0- 0	0- 0	0- 0	NEUTRAL	0- 0	0- 0	0- 0				

RPI 1-25			RPI 26-50			RPI 51-100			RPI 101+ Team's RPI: 213		
RPI	S	Opponent	Score	RPI	S	Opponent	Score	RPI	S	Opponent	Score
				46	A	St. John's (NY)	54 67	61	A	Temple	62 92
								126	A	Penn St.	46 83
								129	N	La.-Lafayette	58 60
								138	H	Buffalo	53 66
								198	A	Fairfield	50 61
								217	H	Hartford	67 68
								218	A	Robert Morris	63 78
								218	H	Robert Morris	62 52
								235	H	Binghamton	69 60
								238	H	New Hampshire	69 81
								246	A	Bryant	64 60
								246	H	Bryant	59 61
								261	A	Saint Francis (PA)	81 77
								269	N	Coastal Caro.	71 62
								285	A	Central Conn. St.	61 57
								285	H	Central Conn. St.	79 69
								296	A	Vermont	51 53
								309	A	Fairleigh Dickinson	80 65
								309	H	Fairleigh Dickinson	72 61
								324	A	LIU Brooklyn	62 53
								324	H	LIU Brooklyn	71 47
								330	H	Mt. St. Mary's	61 58
								333	A	St. Francis Brooklyn	68 51
								333	H	St. Francis Brooklyn	63 55
								341	A	Wagner	77 73
								341	H	Wagner	73 62
LAST 12 Division I GAMES:											
				246	A	Bryant	64 60	324	A	LIU Brooklyn	62 53
				309	A	Fairleigh Dickinson	80 65	246	H	Bryant	59 61
				218	H	Robert Morris	62 52	330	H	Mt. St. Mary's	61 58
				285	H	Central Conn. St.	79 69	341	A	Wagner	77 73
				324	H	LIU Brooklyn	71 47	285	A	Central Conn. St.	61 57
				333	H	St. Francis Brooklyn	63 55	333	A	St. Francis Brooklyn	68 51

Non-Div I Games:

Sacred Heart

■ Loss,
 ■ Non-Conf,
 ■ S Site,
 ■ Home
 ■ A Away
 N Neutral

Average RPI Win:	308	WON-LOST	WINNING	LAST 10	STRENGTH OF	OPP. STRENGTH	TEAM	ADJ.	CONF.	ADJ CONF.
Average RPI Loss:	193	RECORD	PCT. RANK	GAMES	SCHEDULE	OF SCHEDULE	RPI	RPI	RPI	RPI
DIV. I ONLY	12- 14	198	6- 4	308	338	261	261	30	30	
DIV. I NON-CONF.	1- 9	325	0- 0	164	150	303	303	32	32	
TOTALS	RPI 1-25	RPI 26-50	W-L RECORDS	RPI 51-100	RPI 101-150	RPI 150+				
12- 14	0- 1	0- 1	OVERALL	0- 0	0- 1	12- 11				
8- 3	0- 0	0- 0	HOME	0- 0	0- 1	8- 2				
4- 10	0- 1	0- 1	AWAY	0- 0	0- 0	4- 8				
0- 1	0- 0	0- 0	NEUTRAL	0- 0	0- 0	0- 1				
1- 9	0- 1	0- 1	NON-CONFERENCE	0- 0	0- 1	1- 6				
1- 1	0- 0	0- 0	HOME	0- 0	0- 1	1- 0				
0- 7	0- 1	0- 1	AWAY	0- 0	0- 0	0- 5				
0- 1	0- 0	0- 0	NEUTRAL	0- 0	0- 0	0- 1				
11- 5	0- 0	0- 0	CONFERENCE	0- 0	0- 0	11- 5				
7- 2	0- 0	0- 0	HOME	0- 0	0- 0	7- 2				
4- 3	0- 0	0- 0	AWAY	0- 0	0- 0	4- 3				
0- 0	0- 0	0- 0	NEUTRAL	0- 0	0- 0	0- 0				

RPI 1-25				RPI 26-50				RPI 51-100				RPI 101+ Team's RPI: 261			
RPI	S	Opponent	Score	RPI	S	Opponent	Score	RPI	S	Opponent	Score	RPI	S	Opponent	Score
19	A	Florida	65 122	35	A	Ohio	65 91					120	H	Pittsburgh	59 74
												155	A	Marshall	73 81
												175	A	Cornell	69 75
												194	N	Eastern Ky.	82 88
												210	A	Cincinnati	86 93
												212	A	Canisius	52 77
												213	H	Sacred Heart	77 81
												218	H	Robert Morris	62 54
												237	A	Columbia	78 82
												246	A	Bryant	72 84
												246	H	Bryant	85 72
												269	H	Coastal Caro.	106 74
												285	A	Central Conn. St.	51 66
												285	H	Central Conn. St.	59 79
												309	A	Fairleigh Dickinson	72 73
												309	H	Fairleigh Dickinson	87 67
												324	A	LIU Brooklyn	84 75
												324	H	LIU Brooklyn	72 64
												330	A	Mt. St. Mary's	73 64
												330	H	Mt. St. Mary's	87 57
												333	A	St. Francis Brooklyn	83 76
												333	H	St. Francis Brooklyn	85 68
												341	A	Wagner	87 74
												341	H	Wagner	93 78
LAST 12 Division I GAMES:															
333	H	St. Francis Brooklyn	85 68	309	A	Fairleigh Dickinson	72 73								
324	H	LIU Brooklyn	72 64	218	H	Robert Morris	62 54								
341	A	Wagner	87 74	246	A	Bryant	72 84								
330	A	Mt. St. Mary's	73 64	285	A	Central Conn. St.	51 66								
246	H	Bryant	85 72	309	H	Fairleigh Dickinson	87 67								
285	H	Central Conn. St.	59 79	330	H	Mt. St. Mary's	87 57								

Non-Div I Games: Pitt.-Johnstown 82 78

Saint Francis (PA)

■ Loss,
■ Non-Conf,
■ S Site,
■ Home
■ A Away
N Neutral

Saint Joseph's

Through Games Of Feb. 24, 2016

Average RPI Win:	149	WON-LOST	WINNING	LAST 10	STRENGTH OF	OPP. STRENGTH	TEAM	ADJ.	CONF.	ADJ CONF.
Average RPI Loss:	84	RECORD	PCT. RANK	GAMES	SCHEDULE	OF SCHEDULE	RPI	RPI	RPI	RPI
DIV. I ONLY	13- 14	181	4- 6	23	83	102	102	7	7	
DIV. I NON-CONF.	6- 6	160	0- 0	3	38	53	53	8	8	
TOTALS	RPI 1-25	RPI 26-50	W-L RECORDS	RPI 51-100	RPI 101-150	RPI 150+				
13- 14	0- 2	1- 4	OVERALL	4- 4	0- 1	8- 3				
9- 7	0- 1	1- 2	HOME	2- 3	0- 1	6- 0				
4- 7	0- 1	0- 2	AWAY	2- 1	0- 0	2- 3				
0- 0	0- 0	0- 0	NEUTRAL	0- 0	0- 0	0- 0				
6- 6	0- 1	1- 2	NON-CONFERENCE	3- 2	0- 1	2- 0				
4- 4	0- 1	1- 1	HOME	2- 1	0- 1	1- 0				
2- 2	0- 0	0- 1	AWAY	1- 1	0- 0	1- 0				
0- 0	0- 0	0- 0	NEUTRAL	0- 0	0- 0	0- 0				
7- 8	0- 1	0- 2	CONFERENCE	1- 2	0- 0	6- 3				
5- 3	0- 0	0- 1	HOME	0- 2	0- 0	5- 0				
2- 5	0- 1	0- 1	AWAY	1- 0	0- 0	1- 3				
0- 0	0- 0	0- 0	NEUTRAL	0- 0	0- 0	0- 0				

RPI 1-25				RPI 26-50				RPI 51-100				RPI 101+ Team's RPI: 102			
RPI	S	Opponent	Score	RPI	S	Opponent	Score	RPI	S	Opponent	Score	RPI	S	Opponent	Score
1	H	Notre Dame	55 91	29	H	Penn	50 46	53	H	Rutgers	65 78	115	H	Iona	75 81
21	A	Duquesne	59 73	32	H	Seton Hall	54 66	55	H	Saint Louis	66 77	164	A	Fordham	40 47
				41	H	George Washington	45 70	61	A	Temple	70 67	164	H	Fordham	61 51
				44	A	St. Bonaventure	51 65	71	H	Dayton	61 71	167	H	UMBC	104 45
				50	A	Villanova	49 55	74	A	Hofstra	62 75	173	H	Davidson	87 54
								75	H	Central Mich.	76 66	183	A	George Mason	41 55
								81	H	Drexel	53 46	184	H	Richmond	64 53
								82	A	VCU	66 63	209	A	Massachusetts	62 58
												216	A	Lehigh	63 62
												222	H	Rhode Island	74 63
												268	A	La Salle	70 75
												268	H	La Salle	64 55
LAST 12 Division I GAMES:															
				173	H	Davidson	87 54	268	H	La Salle	64 55				
				222	H	Rhode Island	74 63	44	A	St. Bonaventure	51 65				
				268	A	La Salle	70 75	71	H	Dayton	61 71				
				21	A	Duquesne	59 73	55	H	Saint Louis	66 77				
				164	H	Fordham	61 51	164	A	Fordham	40 47				
				183	A	George Mason	41 55	184	H	Richmond	64 53				

Non-Div I Games:

Saint Joseph's

■ Loss,
 ■ Non-Conf,
 ■ S Site,
 ■ H Home
 ■ A Away
 N Neutral

Saint Louis

Through Games Of Feb. 24, 2016

Average RPI Win:	181	WON-LOST	WINNING	LAST 10	STRENGTH OF	OPP. STRENGTH	TEAM	ADJ.	CONF.	ADJ CONF.
Average RPI Loss:	95	RECORD	PCT. RANK	GAMES	SCHEDULE	OF SCHEDULE	RPI	RPI	RPI	RPI
DIV. I ONLY	21- 6	37	8- 2	168	109	55	55	7	7	
DIV. I NON-CONF.	9- 3	69	0- 0	253	265	100	100	8	8	
TOTALS	RPI 1-25	RPI 26-50	W-L RECORDS	RPI 51-100	RPI 101-150	RPI 150+				
21- 6	1- 0	0- 2	OVERALL	3- 2	3- 1	14- 1				
10- 1	1- 0	0- 0	HOME	1- 0	0- 0	8- 1				
10- 5	0- 0	0- 2	AWAY	2- 2	3- 1	5- 0				
1- 0	0- 0	0- 0	NEUTRAL	0- 0	0- 0	1- 0				
9- 3	0- 0	0- 0	NON-CONFERENCE	0- 2	2- 1	7- 0				
4- 0	0- 0	0- 0	HOME	0- 0	0- 0	4- 0				
4- 3	0- 0	0- 0	AWAY	0- 2	2- 1	2- 0				
1- 0	0- 0	0- 0	NEUTRAL	0- 0	0- 0	1- 0				
12- 3	1- 0	0- 2	CONFERENCE	3- 0	1- 0	7- 1				
6- 1	1- 0	0- 0	HOME	1- 0	0- 0	4- 1				
6- 2	0- 0	0- 2	AWAY	2- 0	1- 0	3- 0				
0- 0	0- 0	0- 0	NEUTRAL	0- 0	0- 0	0- 0				

RPI 1-25				RPI 26-50				RPI 51-100				RPI 101+			
RPI	S	Opponent	Score	RPI	S	Opponent	Score	RPI	S	Opponent	Score	RPI	S	Opponent	Score
21	H	Duquesne	84 81	41	A	George Washington	80 89	71	A	Dayton	55 52	102	A	Saint Joseph's	77 66
				44	A	St. Bonaventure	59 80	71	H	Dayton	70 56	103	A	Memphis	63 57
								73	A	Ball St.	70 79	111	A	Mercer	68 60
								82	A	VCU	77 72	145	A	SIUE	64 71
								84	A	Tulane	58 66	164	A	Fordham	51 49
												173	A	Davidson	79 50
												173	H	Davidson	88 51
												183	A	George Mason	61 50
												183	H	George Mason	63 73
												184	H	Richmond	73 48
												192	H	Tulsa	82 73
												207	A	Indiana St.	62 52
												209	H	Massachusetts	69 49
												215	H	Southeast Mo. St.	67 52
												268	H	La Salle	79 70
												277	N	Cleveland St.	76 65
												305	H	Bradley	75 58
												337	H	Eastern Ill.	78 47
												346	A	Alabama A&M	91 60
LAST 12 Division I GAMES:															
71	A	Dayton	55 52	41	A	George Washington	80 89								
164	A	Fordham	51 49	183	A	George Mason	61 50								
21	H	Duquesne	84 81	268	H	La Salle	79 70								
173	H	Davidson	88 51	102	A	Saint Joseph's	77 66								
44	A	St. Bonaventure	59 80	71	H	Dayton	70 56								
184	H	Richmond	73 48	209	H	Massachusetts	69 49								

Non-Div I Games: Mo.-St. Louis 67 31

Saint Louis

■ Loss,
 ■ Non-Conf,
 ■ S Site,
 ■ H Home
 ■ A Away
 N Neutral

Saint Peter's

Through Games Of Feb. 24, 2016

Average RPI Win:	247	WON-LOST	WINNING	LAST 10	STRENGTH OF	OPP. STRENGTH	TEAM	ADJ.	CONF.	ADJ CONF.
Average RPI Loss:	196	RECORD	PCT. RANK	GAMES	SCHEDULE	OF SCHEDULE	RPI	RPI	RPI	RPI
DIV. I ONLY	4- 23	330	0- 10	230	279	334	334	23	23	
DIV. I NON-CONF.	2- 7	280	0- 0	154	333	292	292	23	23	
TOTALS	RPI 1-25	RPI 26-50	W-L RECORDS	RPI 51-100	RPI 101-150	RPI 150+				
4- 23	0- 1	0- 1	OVERALL	0- 2	0- 3	4- 16				
4- 10	0- 1	0- 0	HOME	0- 1	0- 2	4- 6				
0- 13	0- 0	0- 0	AWAY	0- 1	0- 0	0- 0				
0- 0	0- 0	0- 0	NEUTRAL	0- 0	0- 0	0- 0				
2- 7	0- 1	0- 1	NON-CONFERENCE	0- 0	0- 1	2- 4				
2- 3	0- 1	0- 0	HOME	0- 0	0- 1	2- 1				
0- 4	0- 0	0- 1	AWAY	0- 0	0- 0	0- 3				
0- 0	0- 0	0- 0	NEUTRAL	0- 0	0- 0	0- 0				
2- 16	0- 0	0- 0	CONFERENCE	0- 2	0- 2	2- 12				
2- 7	0- 0	0- 0	HOME	0- 1	0- 1	2- 5				
0- 9	0- 0	0- 0	AWAY	0- 1	0- 1	0- 7				
0- 0	0- 0	0- 0	NEUTRAL	0- 0	0- 0	0- 0				

RPI 1-25				RPI 26-50				RPI 51-100				RPI 101+				Team's RPI: 334	
RPI	S	Opponent	Score	RPI	S	Opponent	Score	RPI	S	Opponent	Score	RPI	S	Opponent	Score		
21	H	Duquesne	38 63	32	A	Seton Hall	65 81	98	A	Quinnipiac	49 66	115	A	Iona	50 64		
								98	H	Quinnipiac	53 65	115	H	Iona	51 65		
												144	H	Stony Brook	35 69		
												172	A	Marist	46 69		
												172	H	Marist	55 74		
												198	A	Fairfield	49 76		
												198	H	Fairfield	56 46		
												202	H	Brown	79 67		
												212	A	Canisius	42 54		
												212	H	Canisius	53 60		
												216	A	Lehigh	42 74		
												220	A	Siena	58 59		
												220	H	Siena	55 64		
												232	A	Manhattan	47 64		
												233	H	Navy	39 50		
												253	H	Monmouth	67 62		
												284	A	Rider	48 57		
												284	H	Rider	67 68		
												308	A	Niagara	46 51		
												308	H	Niagara	48 52		
												309	A	Fairleigh Dickinson	52 73		
												316	A	Lafayette	69 72		
												333	H	St. Francis Brooklyn	44 40		
LAST 12 Division I GAMES:																	
115	A	Iona	50 64	98	A	Quinnipiac	49 66										
284	A	Rider	48 57	220	H	Siena	55 64										
98	H	Quinnipiac	53 65	172	A	Marist	46 69										
198	A	Fairfield	49 76	232	A	Manhattan	47 64										
284	H	Rider	67 68	308	A	Niagara	46 51										
172	H	Marist	55 74	212	A	Canisius	42 54										

Non-Div I Games:

Saint Peter's

■ Loss,
 ■ Non-Conf,
 ■ S Site,
 ■ H Home
 ■ A Away
 N Neutral

Average RPI Win:	296	WON-LOST	WINNING	LAST 10	STRENGTH OF	OPP. STRENGTH	TEAM	ADJ.	CONF.	ADJ CONF.
Average RPI Loss:	140	RECORD	PCT. RANK	GAMES	SCHEDULE	OF SCHEDULE	RPI	RPI	RPI	RPI
DIV. I ONLY	7- 16	275	2- 8	138	249	231	231	28	28	
DIV. I NON-CONF.	2- 6	272	0- 0	72	74	161	161	26	26	
TOTALS	RPI 1-25	RPI 26-50	W-L RECORDS	RPI 51-100	RPI 101-150	RPI 150+				
7- 16	0- 2	0- 1	OVERALL	0- 3	0- 4	7- 6				
3- 4	0- 0	0- 0	HOME	0- 1	0- 1	3- 2				
4- 11	0- 1	0- 1	AWAY	0- 2	0- 3	4- 4				
0- 1	0- 1	0- 0	NEUTRAL	0- 0	0- 0	0- 0				
2- 6	0- 2	0- 1	NON-CONFERENCE	0- 1	0- 1	2- 1				
0- 1	0- 0	0- 0	HOME	0- 0	0- 0	0- 1				
2- 4	0- 1	0- 1	AWAY	0- 1	0- 1	2- 0				
0- 1	0- 1	0- 0	NEUTRAL	0- 0	0- 0	0- 0				
5- 10	0- 0	0- 0	CONFERENCE	0- 2	0- 3	5- 5				
3- 3	0- 0	0- 0	HOME	0- 1	0- 1	3- 1				
2- 7	0- 0	0- 0	AWAY	0- 1	0- 2	2- 4				
0- 0	0- 0	0- 0	NEUTRAL	0- 0	0- 0	0- 0				

RPI 1-25				RPI 26-50				RPI 51-100				RPI 101+ Team's RPI: 231			
RPI	S	Opponent	Score	RPI	S	Opponent	Score	RPI	S	Opponent	Score	RPI	S	Opponent	Score
7	A	Texas	49 83	47	A	Kansas St.	50 78	66	A	Abilene Christian	55 67	110	A	Central Ark.	53 72
17	N	Florida St.	37 94					66	H	Abilene Christian	76 87	110	H	Central Ark.	63 73
								86	A	TCU	59 85	128	A	Northwestern St.	49 69
												132	A	Arkansas	47 67
												157	A	McNeese St.	79 82
												211	A	Stephen F. Austin	63 70
												223	H	Rice	46 58
												242	A	Texas Southern	53 51
												244	A	Houston Baptist	63 67
												244	H	Houston Baptist	78 70
												287	A	Lamar	78 76
												307	H	Southeastern La.	80 56
												312	A	A&M-Corpus Christi	71 81
												319	H	Nicholls St.	63 67
												324	A	LIU Brooklyn	63 56
												332	A	Incarnate Word	65 60
												336	H	New Orleans	64 52
LAST 12 Division I GAMES:															
110	A	Central Ark.	53 72	287	A	Lamar	78 76								
110	H	Central Ark.	63 73	211	A	Stephen F. Austin	63 70								
244	H	Houston Baptist	78 70	66	H	Abilene Christian	76 87								
66	A	Abilene Christian	55 67	157	A	McNeese St.	79 82								
312	A	A&M-Corpus Christi	71 81	319	H	Nicholls St.	63 67								
244	A	Houston Baptist	63 67	336	H	New Orleans	64 52								

Non-Div I Games: LSU-Alexandria 85 50 Our Lady Of The Lak67 56

Sam Houston St.

Average RPI Win:	244	WON-LOST	WINNING	LAST 10	STRENGTH OF	OPP. STRENGTH	TEAM	ADJ.	CONF.	ADJ CONF.
Average RPI Loss:	91	RECORD	PCT. RANK	GAMES	SCHEDULE	OF SCHEDULE	RPI	RPI	RPI	RPI
DIV. I ONLY	15- 10	113	7- 3	192	184	109	109	17	17	
DIV. I NON-CONF.	6- 7	176	0- 0	193	182	141	141	15	15	
TOTALS	RPI 1-25	RPI 26-50	W-L RECORDS	RPI 51-100	RPI 101-150	RPI 150+				
15- 10	0- 0	0- 2	OVERALL	1- 4	1- 3	13- 1				
5- 2	0- 0	0- 0	HOME	1- 1	0- 1	4- 0				
9- 8	0- 0	0- 2	AWAY	0- 3	1- 2	8- 1				
1- 0	0- 0	0- 0	NEUTRAL	0- 0	0- 0	1- 0				
6- 7	0- 0	0- 2	NON-CONFERENCE	0- 3	1- 1	5- 1				
1- 1	0- 0	0- 0	HOME	0- 1	0- 0	1- 0				
4- 6	0- 0	0- 2	AWAY	0- 2	1- 1	3- 1				
1- 0	0- 0	0- 0	NEUTRAL	0- 0	0- 0	1- 0				
9- 3	0- 0	0- 0	CONFERENCE	1- 1	0- 2	8- 0				
4- 1	0- 0	0- 0	HOME	1- 0	0- 1	3- 0				
5- 2	0- 0	0- 0	AWAY	0- 1	0- 1	5- 0				
0- 0	0- 0	0- 0	NEUTRAL	0- 0	0- 0	0- 0				

RPI 1-25				RPI 26-50				RPI 51-100				RPI 101+ Team's RPI: 109			
RPI	S	Opponent	Score	RPI	S	Opponent	Score	RPI	S	Opponent	Score	RPI	S	Opponent	Score
				31	A	Mississippi St.	47 68	51	A	Chattanooga	30 53	111	A	Mercer	61 63
				38	A	Indiana	56 65	51	H	Chattanooga	48 43	111	H	Mercer	60 63
								77	A	Georgia Tech	55 66	121	A	LSU	47 44
								91	A	UT Martin	50 52	146	A	UAB	41 61
								100	H	Harvard	54 60	151	A	Southern Miss.	48 56
												162	A	ETSU	56 51
												162	H	ETSU	55 47
												181	H	Troy	73 69
												227	A	Furman	58 45
												278	A	Alabama St.	54 35
												289	A	Jacksonville St.	50 39
												300	A	UNCG	57 52
												300	H	UNCG	80 49
												304	A	Wofford	58 39
												310	A	Western Caro.	59 42
												310	H	Western Caro.	57 52
												319	N	Nicholls St.	45 43
												346	A	Alabama A&M	54 30
LAST 12 Division I GAMES:															
				162	A	ETSU	56 51	227	A	Furman	58 45				
				51	A	Chattanooga	30 53	51	H	Chattanooga	48 43				
				111	A	Mercer	61 63	162	H	ETSU	55 47				
				310	H	Western Caro.	57 52	111	H	Mercer	60 63				
				300	H	UNCG	80 49	300	A	UNCG	57 52				
				304	A	Wofford	58 39	310	A	Western Caro.	59 42				

Non-Div I Games: AUM 82 32 Shorter 53 33

Samford

Loss, Non-Conf, S Site, H Home A Away N Neutral

Average RPI Win:	195	WON-LOST	WINNING	LAST 10	STRENGTH OF	OPP. STRENGTH	TEAM	ADJ.	CONF.	ADJ CONF.
Average RPI Loss:	61	RECORD	PCT. RANK	GAMES	SCHEDULE	OF SCHEDULE	RPI	RPI	RPI	RPI
DIV. I ONLY	20- 6	42	6- 4	165	112	78	78	8	8	
DIV. I NON-CONF.	9- 1	22	0- 0	316	184	115	115	9	9	
TOTALS	RPI 1-25	RPI 26-50	W-L RECORDS	RPI 51-100	RPI 101-150	RPI 150+				
20- 6	1- 1	0- 0	OVERALL	2- 5	4- 0	13- 0				
10- 4	1- 0	0- 0	HOME	0- 4	3- 0	6- 0				
10- 2	0- 1	0- 0	AWAY	2- 1	1- 0	7- 0				
0- 0	0- 0	0- 0	NEUTRAL	0- 0	0- 0	0- 0				
9- 1	0- 0	0- 0	NON-CONFERENCE	0- 1	3- 0	6- 0				
4- 1	0- 0	0- 0	HOME	0- 1	2- 0	2- 0				
5- 0	0- 0	0- 0	AWAY	0- 0	1- 0	4- 0				
0- 0	0- 0	0- 0	NEUTRAL	0- 0	0- 0	0- 0				
11- 5	1- 1	0- 0	CONFERENCE	2- 4	1- 0	7- 0				
6- 3	1- 0	0- 0	HOME	0- 3	1- 0	4- 0				
5- 2	0- 1	0- 0	AWAY	2- 1	0- 0	3- 0				
0- 0	0- 0	0- 0	NEUTRAL	0- 0	0- 0	0- 0				

RPI	S	Opponent	Score	RPI	S	Opponent	Score	RPI	S	Opponent	Score	RPI	S	Opponent	Score
12	A	BYU	60 68					58	A	St. Mary's (CA)	60 68	107	H	Gonzaga	63 54
12	H	BYU	78 65					58	H	St. Mary's (CA)	68 73	123	H	Akron	86 65
								64	A	Santa Clara	70 58	134	A	Fresno St.	72 68
								64	H	Santa Clara	47 61	136	H	Arizona	59 54
								76	H	Washington St.	72 78	154	A	Pacific	59 56
								99	A	San Francisco	67 58	154	H	Pacific	69 56
								99	H	San Francisco	54 59	163	A	Montana St.	62 49
												239	H	Valparaiso	76 60
												241	A	Loyola Marymount	75 67
												241	H	Loyola Marymount	82 58
												248	A	San Diego St.	60 53
												266	A	Pepperdine	70 54
												266	H	Pepperdine	74 55
												286	H	Portland	71 43
												298	H	CSUN	86 64
												325	A	Nevada	84 47
												339	A	Cal St. Fullerton	53 44
LAST 12 Division I GAMES:															
12	A	BYU	60 68	266	A	Pepperdine	70 54								
99	H	San Francisco	54 59	241	H	Loyola Marymount	82 58								
64	H	Santa Clara	47 61	266	H	Pepperdine	74 55								
154	A	Pacific	59 56	107	H	Gonzaga	63 54								
58	A	St. Mary's (CA)	60 68	286	H	Portland	71 43								
241	A	Loyola Marymount	75 67	64	A	Santa Clara	70 58								

Non-Div I Games: Hope Int'l 90 52

San Diego

Loss, Non-Conf, S Site, H Home A Away N Neutral

Average RPI Win: 248		WON-LOST	WINNING	LAST 10	STRENGTH OF	OPP. STRENGTH	TEAM	ADJ.	CONF.	ADJ CONF.
Average RPI Loss: 148		RECORD	PCT. RANK	GAMES	SCHEDULE	OF SCHEDULE	RPI	RPI	RPI	RPI
DIV. I ONLY		10- 15	232	5- 5	199	202	248	248	19	19
DIV. I NON-CONF.		4- 6	201	0- 0	251	190	259	259	20	20
TOTALS		RPI 1-25	RPI 26-50	W-L RECORDS	RPI 51-100	RPI 101-150	RPI 150+			
10- 15	0- 0		0- 3	OVERALL	0- 2	1- 3	9- 7			
6- 8	0- 0		0- 1	HOME	0- 2	1- 1	5- 4			
4- 7	0- 0		0- 2	AWAY	0- 0	0- 2	4- 3			
0- 0	0- 0		0- 0	NEUTRAL	0- 0	0- 0	0- 0			
4- 6	0- 0		0- 1	NON-CONFERENCE	0- 2	0- 1	4- 2			
3- 3	0- 0		0- 0	HOME	0- 2	0- 0	3- 1			
1- 3	0- 0		0- 1	AWAY	0- 0	0- 1	1- 1			
0- 0	0- 0		0- 0	NEUTRAL	0- 0	0- 0	0- 0			
6- 9	0- 0		0- 2	CONFERENCE	0- 0	1- 2	5- 5			
3- 5	0- 0		0- 1	HOME	0- 0	1- 1	2- 3			
3- 4	0- 0		0- 1	AWAY	0- 0	0- 1	3- 2			
0- 0	0- 0		0- 0	NEUTRAL	0- 0	0- 0	0- 0			

RPI 1-25				RPI 26-50				RPI 51-100				RPI 101+				Team's RPI: 248	
RPI	S	Opponent	Score	RPI	S	Opponent	Score	RPI	S	Opponent	Score	RPI	S	Opponent	Score		
				30	A	Washington	51 80	54	H	UC Riverside	68 85	130	A	Long Beach St.	54 74		
				39	A	Colorado St.	54 70	78	H	San Diego	53 60	134	A	Fresno St.	49 54		
				39	H	Colorado St.	57 60					134	H	Fresno St.	65 54		
												150	H	Boise St.	45 75		
												178	A	New Mexico	51 46		
												182	H	Wisconsin	63 57		
												187	H	UC Davis	54 65		
												195	A	San Jose St.	73 78		
												195	H	San Jose St.	87 70		
												201	H	UNLV	41 55		
												208	A	Utah St.	59 72		
												208	H	Utah St.	36 55		
												241	A	Loyola Marymount	65 92		
												247	A	Wyoming	84 77		
												247	H	Wyoming	53 40		
												298	A	CSUN	67 65		
												314	H	North Dakota St.	64 54		
												325	H	Nevada	64 70		
												339	H	Cal St. Fullerton	54 43		
												343	A	Air Force	69 66		
LAST 12 Division I GAMES:																	
				247	H	Wyoming	53 40	201	H	UNLV	41 55						
				195	H	San Jose St.	87 70	325	H	Nevada	64 70						
				343	A	Air Force	69 66	208	A	Utah St.	59 72						
				134	H	Fresno St.	65 54	134	A	Fresno St.	49 54						
				178	A	New Mexico	51 46	150	H	Boise St.	45 75						
				39	A	Colorado St.	54 70	39	H	Colorado St.	57 60						

Non-Div I Games: San Diego Christian60 25

San Diego St.

Loss, Non-Conf, S Site, H Home A Away N Neutral

San Francisco

Through Games Of Feb. 24, 2016

Average RPI Win:	199	WON-LOST	WINNING	LAST 10	STRENGTH OF	OPP. STRENGTH	TEAM	ADJ.	CONF.	ADJ CONF.
Average RPI Loss:	95	RECORD	PCT. RANK	GAMES	SCHEDULE	OF SCHEDULE	RPI	RPI	RPI	RPI
DIV. I ONLY	15- 10	113	7- 3	128	104	99	99	8	8	
DIV. I NON-CONF.	7- 2	57	0- 0	210	162	81	81	9	9	
TOTALS	RPI 1-25	RPI 26-50	W-L RECORDS	RPI 51-100	RPI 101-150	RPI 150+				
15- 10	0- 2	0- 0	OVERALL	2- 4	3- 1	10- 3				
6- 5	0- 1	0- 0	HOME	1- 3	2- 0	3- 1				
9- 5	0- 1	0- 0	AWAY	1- 1	1- 1	7- 2				
0- 0	0- 0	0- 0	NEUTRAL	0- 0	0- 0	0- 0				
7- 2	0- 0	0- 0	NON-CONFERENCE	1- 0	2- 0	4- 2				
2- 1	0- 0	0- 0	HOME	1- 0	1- 0	0- 1				
5- 1	0- 0	0- 0	AWAY	0- 0	1- 0	4- 1				
0- 0	0- 0	0- 0	NEUTRAL	0- 0	0- 0	0- 0				
8- 8	0- 2	0- 0	CONFERENCE	1- 4	1- 1	6- 1				
4- 4	0- 1	0- 0	HOME	0- 3	1- 0	3- 0				
4- 4	0- 1	0- 0	AWAY	1- 1	0- 1	3- 1				
0- 0	0- 0	0- 0	NEUTRAL	0- 0	0- 0	0- 0				

RPI 1-25				RPI 26-50				RPI 51-100 Team's RPI: 99				RPI 101+			
RPI	S	Opponent	Score	RPI	S	Opponent	Score	RPI	S	Opponent	Score	RPI	S	Opponent	Score
12	A	BYU	62 65					54	H	UC Riverside	88 76	107	A	Gonzaga	47 68
12	H	BYU	57 66					58	H	St. Mary's (CA)	68 78	107	H	Gonzaga	71 52
								64	A	Santa Clara	57 68	116	H	North Dakota	74 57
								64	H	Santa Clara	57 59	130	A	Long Beach St.	66 52
								78	A	San Diego	59 54	154	A	Pacific	57 70
								78	H	San Diego	58 67	170	A	Sacramento St.	95 94
												195	A	San Jose St.	82 78
												197	H	Cal Poly	61 62
												206	A	Utah Valley	88 94
												224	A	North Texas	69 61
												241	A	Loyola Marymount	75 73
												241	H	Loyola Marymount	81 72
												266	A	Pepperdine	81 74
												266	H	Pepperdine	99 75
												286	A	Portland	82 63
												286	H	Portland	90 69
												325	A	Nevada	70 62
LAST 12 Division I GAMES:															
241	H	Loyola Marymount	81 72	286	H	Portland	90 69								
266	H	Pepperdine	99 75	64	A	Santa Clara	57 68								
78	A	San Diego	59 54	266	A	Pepperdine	81 74								
12	A	BYU	62 65	241	A	Loyola Marymount	75 73								
64	H	Santa Clara	57 59	12	H	BYU	57 66								
107	H	Gonzaga	71 52	78	H	San Diego	58 67								

Non-Div I Games: Holy Names 77 31 San Fran. St. 73 45

San Francisco

■ Loss,
 ■ Non-Conf,
 ■ S Site,
 ■ Home
 ■ Away
 N Neutral

Average RPI Win:	257	WON-LOST	WINNING	LAST 10	STRENGTH OF	OPP. STRENGTH	TEAM	ADJ.	CONF.	ADJ CONF.
Average RPI Loss:	117	RECORD	PCT. RANK	GAMES	SCHEDULE	OF SCHEDULE	RPI	RPI	RPI	RPI
DIV. I ONLY	10- 15	232	5- 5	121	217	195	195	19	19	
DIV. I NON-CONF.	1- 9	325	0- 0	59	186	274	274	20	20	
TOTALS	RPI 1-25	RPI 26-50	W-L RECORDS	RPI 51-100	RPI 101-150	RPI 150+				
10- 15	0- 0	0- 2	OVERALL	0- 6	1- 3	9- 4				
5- 7	0- 0	0- 1	HOME	0- 3	0- 3	5- 0				
5- 8	0- 0	0- 1	AWAY	0- 3	1- 0	4- 4				
0- 0	0- 0	0- 0	NEUTRAL	0- 0	0- 0	0- 0				
1- 9	0- 0	0- 0	NON-CONFERENCE	0- 6	0- 1	1- 2				
1- 4	0- 0	0- 0	HOME	0- 3	0- 1	1- 0				
0- 5	0- 0	0- 0	AWAY	0- 3	0- 0	0- 2				
0- 0	0- 0	0- 0	NEUTRAL	0- 0	0- 0	0- 0				
9- 6	0- 0	0- 2	CONFERENCE	0- 0	1- 2	8- 2				
4- 3	0- 0	0- 1	HOME	0- 0	0- 2	4- 0				
5- 3	0- 0	0- 1	AWAY	0- 0	1- 0	4- 2				
0- 0	0- 0	0- 0	NEUTRAL	0- 0	0- 0	0- 0				

RPI S	Opponent	Score	RPI S	Opponent	Score	RPI S	Opponent	Score	RPI S	Opponent	Score	Team's RPI: 195
39	A Colorado St.	54 76	39	H Colorado St.	78 80	58	A St. Mary's (CA)	81 91	118	H Hawaii	73 76	
						60	A Oregon	74 104	134	A Fresno St.	66 64	
						65	H South Dakota	77 87	134	H Fresno St.	54 59	
						76	A Washington St.	80 95	150	H Boise St.	75 78	
						93	H New Mexico St.	66 75	154	A Pacific	69 81	
						99	H San Francisco	78 82	178	A New Mexico	57 71	
									178	H New Mexico	59 58	
									201	H UNLV	69 61	
									208	A Utah St.	86 74	
									240	A CSU Bakersfield	88 90	
									247	A Wyoming	67 66	
									248	A San Diego St.	70 87	
									248	H San Diego St.	78 73	
									325	A Nevada	76 63	
									338	H UC Irvine	79 58	
									343	A Air Force	72 49	
									343	H Air Force	81 60	
LAST 12 Division I GAMES:												
248	A San Diego St.	70 87	39	H Colorado St.	78 80							
325	A Nevada	76 63	178	A New Mexico	57 71							
178	H New Mexico	59 58	150	H Boise St.	75 78							
201	H UNLV	69 61	134	H Fresno St.	54 59							
134	A Fresno St.	66 64	247	A Wyoming	67 66							
343	A Air Force	72 49	39	A Colorado St.	54 76							

Non-Div I Games: Southern Ore. 92 78

San Jose St.

Santa Clara

Through Games Of Feb. 24, 2016

Average RPI Win:	196	WON-LOST	WINNING	LAST 10	STRENGTH OF	OPP. STRENGTH	TEAM	ADJ.	CONF.	ADJ CONF.
Average RPI Loss:	47	RECORD	PCT. RANK	GAMES	SCHEDULE	OF SCHEDULE	RPI	RPI	RPI	RPI
DIV. I ONLY	19- 6	44	9- 1	175	76	64	64	8	8	
DIV. I NON-CONF.	7- 2	57	0- 0	286	33	93	93	9	9	
TOTALS	RPI 1-25	RPI 26-50	W-L RECORDS	RPI 51-100	RPI 101-150	RPI 150+				
19- 6	1- 2	0- 2	OVERALL	4- 1	2- 1	12- 0				
9- 2	0- 1	0- 0	HOME	1- 1	2- 0	6- 0				
9- 4	1- 1	0- 2	AWAY	3- 0	0- 1	5- 0				
1- 0	0- 0	0- 0	NEUTRAL	0- 0	0- 0	1- 0				
7- 2	1- 0	0- 2	NON-CONFERENCE	0- 0	1- 0	5- 0				
3- 0	0- 0	0- 0	HOME	0- 0	1- 0	2- 0				
3- 2	1- 0	0- 2	AWAY	0- 0	0- 0	2- 0				
1- 0	0- 0	0- 0	NEUTRAL	0- 0	0- 0	1- 0				
12- 4	0- 2	0- 0	CONFERENCE	4- 1	1- 1	7- 0				
6- 2	0- 1	0- 0	HOME	1- 1	1- 0	4- 0				
6- 2	0- 1	0- 0	AWAY	3- 0	0- 1	3- 0				
0- 0	0- 0	0- 0	NEUTRAL	0- 0	0- 0	0- 0				

RPI 1-25				RPI 26-50				RPI 51-100				RPI 101+			
RPI	S	Opponent	Score	RPI	S	Opponent	Score	RPI	S	Opponent	Score	RPI	S	Opponent	Score
10	A	Stanford	61 58	30	A	Washington	55 100	58	A	St. Mary's (CA)	73 67	107	A	Gonzaga	44 53
12	A	BYU	63 70	40	A	Southern California	46 81	78	A	San Diego	61 47	107	H	Gonzaga	71 64
12	H	BYU	63 68					78	H	San Diego	58 70	142	H	Texas Tech	75 70
								99	A	San Francisco	59 57	154	H	Pacific	76 52
								99	H	San Francisco	68 57	197	A	Cal Poly	69 63
												241	A	Loyola Marymount	57 56
												241	H	Loyola Marymount	68 41
												262	A	UC Santa Barbara	48 37
												262	H	UC Santa Barbara	66 48
												266	A	Pepperdine	62 60
												266	H	Pepperdine	84 50
												286	A	Portland	67 45
												286	H	Portland	66 47
												328	N	Evansville	62 44
												343	H	Air Force	68 34
LAST 12 Division I GAMES:															
266	H	Pepperdine	84 50	107	H	Gonzaga	71 64								
241	H	Loyola Marymount	68 41	99	H	San Francisco	68 57								
12	A	BYU	63 70	241	A	Loyola Marymount	57 56								
78	A	San Diego	61 47	266	A	Pepperdine	62 60								
99	A	San Francisco	59 57	78	H	San Diego	58 70								
286	H	Portland	66 47	12	H	BYU	63 68								

Non-Div I Games: Hope Int'l 78 54 Simpson (CA) 112 34

Santa Clara

Loss, Non-Conf, S Site, H Home A Away N Neutral

Average RPI Win:	308	WON-LOST	WINNING	LAST 10	STRENGTH OF	OPP. STRENGTH	TEAM	ADJ.	CONF.	ADJ CONF.
Average RPI Loss:	183	RECORD	PCT. RANK	GAMES	SCHEDULE	OF SCHEDULE	RPI	RPI	RPI	RPI
DIV. I ONLY	6- 16	283	4- 6	259	312	293	293	31	31	
DIV. I NON-CONF.	1- 8	320	0- 0	50	113	227	227	30	30	
TOTALS	RPI 1-25	RPI 26-50	W-L RECORDS	RPI 51-100	RPI 101-150	RPI 150+				
6- 16	0- 2	0- 1	OVERALL	0- 2	0- 1	6- 10				
3- 5	0- 0	0- 0	HOME	0- 1	0- 0	3- 4				
3- 11	0- 2	0- 1	AWAY	0- 1	0- 1	3- 6				
0- 0	0- 0	0- 0	NEUTRAL	0- 0	0- 0	0- 0				
1- 8	0- 2	0- 1	NON-CONFERENCE	0- 2	0- 1	1- 2				
0- 2	0- 0	0- 0	HOME	0- 1	0- 0	0- 1				
1- 6	0- 2	0- 1	AWAY	0- 1	0- 1	1- 1				
0- 0	0- 0	0- 0	NEUTRAL	0- 0	0- 0	0- 0				
5- 8	0- 0	0- 0	CONFERENCE	0- 0	0- 0	5- 8				
3- 3	0- 0	0- 0	HOME	0- 0	0- 0	3- 3				
2- 5	0- 0	0- 0	AWAY	0- 0	0- 0	2- 5				
0- 0	0- 0	0- 0	NEUTRAL	0- 0	0- 0	0- 0				

RPI 1-25				RPI 26-50				RPI 51-100				RPI 101+ Team's RPI: 293			
RPI	S	Opponent	Score	RPI	S	Opponent	Score	RPI	S	Opponent	Score	RPI	S	Opponent	Score
19	A	Florida	34 99	31	A	Mississippi St.	25 92	53	A	Rutgers	26 65	140	A	Jacksonville	52 65
22	A	Oklahoma St.	48 76					56	H	Auburn	40 62	152	A	Hampton	53 65
												236	A	N.C. A&T	31 60
												236	H	N.C. A&T	59 69
												243	H	Morgan St.	60 66
												255	A	Bethune-Cookman	44 50
												256	H	Coppin St.	57 55
												278	A	Alabama St.	60 49
												280	H	Ga. Southern	48 64
												282	H	UMES	60 42
												289	A	Jacksonville St.	35 50
												291	A	Florida A&M	38 59
												299	A	South Carolina St.	43 56
												327	H	Delaware St.	59 67
												335	A	Howard	69 64
												347	A	Norfolk St.	68 53
												349	H	N.C. Central	57 39
LAST 12 Division I GAMES:															
335	A	Howard	69 64	347	A	Norfolk St.	68 53								
299	A	South Carolina St.	43 56	152	A	Hampton	53 65								
256	H	Coppin St.	57 55	327	H	Delaware St.	59 67								
243	H	Morgan St.	60 66	282	H	UMES	60 42								
255	A	Bethune-Cookman	44 50	349	H	N.C. Central	57 39								
236	A	N.C. A&T	31 60	236	H	N.C. A&T	59 69								

Non-Div I Games: Columbia (SC) 101 34 Allen 72 46

Savannah St.

■ Loss,
 ■ Non-Conf,
 ■ S Site,
 ■ Home
 ■ A Away
 N Neutral

Average RPI Win: 274	WON-LOST	WINNING	LAST 10	STRENGTH OF	OPP. STRENGTH	TEAM	ADJ.	CONF.	ADJ CONF.
Average RPI Loss: 163	RECORD	PCT. RANK	GAMES	SCHEDULE	OF SCHEDULE	RPI	RPI	RPI	RPI
DIV. I ONLY	8- 18	273	1- 9	173	307	258	258	25	25
DIV. I NON-CONF.	5- 9	233	0- 0	103	294	183	183	25	25
TOTALS	RPI 1-25	RPI 26-50	W-L RECORDS	RPI 51-100	RPI 101-150	RPI 150+			
8- 18	0- 0	0- 2	OVERALL	0- 4	0- 3	8- 9			
3- 8	0- 0	0- 0	HOME	0- 2	0- 2	3- 4			
5- 9	0- 0	0- 1	AWAY	0- 2	0- 1	5- 5			
0- 1	0- 0	0- 1	NEUTRAL	0- 0	0- 0	0- 0			
5- 9	0- 0	0- 2	NON-CONFERENCE	0- 2	0- 3	5- 2			
1- 4	0- 0	0- 0	HOME	0- 1	0- 2	1- 1			
4- 4	0- 0	0- 1	AWAY	0- 1	0- 1	4- 1			
0- 1	0- 0	0- 1	NEUTRAL	0- 0	0- 0	0- 0			
3- 9	0- 0	0- 0	CONFERENCE	0- 2	0- 0	3- 7			
2- 4	0- 0	0- 0	HOME	0- 1	0- 0	2- 3			
1- 5	0- 0	0- 0	AWAY	0- 1	0- 0	1- 4			
0- 0	0- 0	0- 0	NEUTRAL	0- 0	0- 0	0- 0			

RPI S	Opponent	Score	RPI S	Opponent	Score	RPI S	Opponent	Score	RPI S	Opponent	Score	Team's RPI: 258
30	A Washington	55 96	54	H UC Riverside	70 92	130	H Long Beach St.	57 69				
37	N Princeton	48 85	60	A Oregon	62 82	137	A Idaho	60 64				
			93	A New Mexico St.	54 69	150	H Boise St.	66 84				
			93	H New Mexico St.	56 66	163	H Montana St.	51 80				
						190	A Montana	58 44				
						205	A UTRGV	74 71				
						205	H UTRGV	71 76				
						206	H Utah Valley	44 61				
						226	A Grand Canyon	53 60				
						226	H Grand Canyon	54 67				
						234	A Idaho St.	67 83				
						240	A CSU Bakersfield	68 76				
						241	A Loyola Marymount	78 69				
						297	H Denver	59 51				
						298	A CSUN	62 56				
						303	A UMKC	43 64				
						303	H UMKC	69 63				
						315	A Portland St.	85 64				
						340	A Chicago St.	49 57				
						340	H Chicago St.	59 45				
LAST 12 Division I GAMES:												
93	H New Mexico St.	56 66	206	H Utah Valley	44 61							
205	H UTRGV	71 76	205	A UTRGV	74 71							
226	A Grand Canyon	53 60	93	A New Mexico St.	54 69							
303	A UMKC	43 64	240	A CSU Bakersfield	68 76							
340	A Chicago St.	49 57	340	H Chicago St.	59 45							
226	H Grand Canyon	54 67	303	H UMKC	69 63							

Non-Div I Games: Evergreen St. 81 38

Seattle

Average RPI Win:	134	WON-LOST	WINNING	LAST 10	STRENGTH OF	OPP. STRENGTH	TEAM	ADJ.	CONF.	ADJ CONF.
Average RPI Loss:	52	RECORD	PCT. RANK	GAMES	SCHEDULE	OF SCHEDULE	RPI	RPI	RPI	RPI
DIV. I ONLY	20- 7	48	7- 3	63	60	32	32	6	6	
DIV. I NON-CONF.	10- 1	19	0- 0	45	39	5	5	6	6	
TOTALS	RPI 1-25	RPI 26-50	W-L RECORDS	RPI 51-100	RPI 101-150	RPI 150+				
20- 7	1- 2	3- 3	OVERALL	3- 2	7- 0	6- 0				
9- 3	0- 1	2- 1	HOME	2- 1	1- 0	4- 0				
9- 4	1- 1	0- 2	AWAY	1- 1	5- 0	2- 0				
2- 0	0- 0	1- 0	NEUTRAL	0- 0	1- 0	0- 0				
10- 1	0- 1	2- 0	NON-CONFERENCE	1- 0	4- 0	3- 0				
5- 0	0- 0	1- 0	HOME	1- 0	0- 0	3- 0				
3- 1	0- 1	0- 0	AWAY	0- 0	3- 0	0- 0				
2- 0	0- 0	1- 0	NEUTRAL	0- 0	1- 0	0- 0				
10- 6	1- 1	1- 3	CONFERENCE	2- 2	3- 0	3- 0				
4- 3	0- 1	1- 1	HOME	1- 1	1- 0	1- 0				
6- 3	1- 0	0- 2	AWAY	1- 1	2- 0	2- 0				
0- 0	0- 0	0- 0	NEUTRAL	0- 0	0- 0	0- 0				

RPI 1-25				RPI 26-50				Team's RPI: 32	RPI 51-100				RPI 101+			
RPI	S	Opponent	Score	RPI	S	Opponent	Score		RPI	S	Opponent	Score	RPI	S	Opponent	Score
18	A	Georgia	52 70	37	H	Princeton	71 64		53	H	Rutgers	77 49	102	A	Saint Joseph's	66 54
20	A	DePaul	83 74	45	N	North Carolina St.	58 55		87	A	Marquette	82 89	105	N	UNI	57 49
20	H	DePaul	74 86	46	A	St. John's (NY)	69 71		87	H	Marquette	99 68	112	A	Liberty	92 56
				46	H	St. John's (NY)	64 72		95	A	Georgetown	83 75	141	A	Creighton	86 82
				50	A	Villanova	45 55		95	H	Georgetown	65 73	148	A	Xavier	72 67
				50	H	Villanova	60 50						148	H	Xavier	82 66
LAST 12 Division I GAMES:																
148	A	Xavier	72 67	20	A	DePaul	83 74									
186	A	Butler	72 67	186	H	Butler	98 77									
50	H	Villanova	60 50	148	H	Xavier	82 66									
95	H	Georgetown	65 73	95	A	Georgetown	83 75									
46	H	St. John's (NY)	64 72	50	A	Villanova	45 55									
87	A	Marquette	82 89	46	A	St. John's (NY)	69 71									

Non-Div I Games:

Seton Hall

■ Loss,
■ Non-Conf,
■ S Site,
■ H Home
■ A Away
N Neutral

Average RPI Win:	268	WON-LOST	WINNING	LAST 10	STRENGTH OF	OPP. STRENGTH	TEAM	ADJ.	CONF.	ADJ CONF.
Average RPI Loss:	170	RECORD	PCT. RANK	GAMES	SCHEDULE	OF SCHEDULE	RPI	RPI	RPI	RPI
DIV. I ONLY	12- 16	220	1- 7	220	281	220	220	23	23	
DIV. I NON-CONF.	3- 7	248	1- 1	167	325	218	218	23	23	
TOTALS	RPI 1-25	RPI 26-50	W-L RECORDS	RPI 51-100	RPI 101-150	RPI 150+				
12- 16	0- 0	0- 2	OVERALL	0- 2	0- 3	12- 9				
5- 5	0- 0	0- 1	HOME	0- 1	0- 1	5- 2				
6- 10	0- 0	0- 1	AWAY	0- 1	0- 2	6- 6				
1- 1	0- 0	0- 0	NEUTRAL	0- 0	0- 0	1- 1				
3- 7	0- 0	0- 2	NON-CONFERENCE	0- 0	0- 1	3- 4				
0- 2	0- 0	0- 1	HOME	0- 0	0- 0	0- 1				
2- 4	0- 0	0- 1	AWAY	0- 0	0- 1	2- 2				
1- 1	0- 0	0- 0	NEUTRAL	0- 0	0- 0	1- 1				
9- 9	0- 0	0- 0	CONFERENCE	0- 2	0- 2	9- 5				
5- 3	0- 0	0- 0	HOME	0- 1	0- 1	5- 1				
4- 6	0- 0	0- 0	AWAY	0- 1	0- 1	4- 4				
0- 0	0- 0	0- 0	NEUTRAL	0- 0	0- 0	0- 0				

RPI	S	Opponent	Score	RPI	S	Opponent	Score	RPI	S	Opponent	Score	RPI	S	Opponent	Score	Team's RPI: 220
44	A	St. Bonaventure	40 57	48	H	Albany (NY)	42 61	98	A	Quinnipiac	52 94	115	A	Iona	51 63	
								98	H	Quinnipiac	59 69	115	H	Iona	51 64	
												135	A	Southern Ill.	54 73	
												161	H	Northeastern	67 70	
												172	A	Marist	37 66	
												198	A	Fairfield	55 67	
												198	H	Fairfield	51 71	
												212	A	Canisius	58 52	
												212	H	Canisius	61 57	
												232	A	Manhattan	49 56	
												232	H	Manhattan	60 59	
												233	A	Navy	58 59	
												238	A	New Hampshire	57 53	
												243	N	Morgan St.	69 46	
												253	A	Monmouth	69 63	
												253	H	Monmouth	64 54	
												278	N	Alabama St.	53 57	
												284	A	Rider	58 70	
												284	H	Rider	66 45	
												306	A	Colgate	50 52	
												308	A	Niagara	59 51	
												309	A	Fairleigh Dickinson	81 65	
												334	A	Saint Peter's	64 55	
												334	H	Saint Peter's	59 58	
LAST 12 Division I GAMES:																
243	N	Morgan St.	69 46	198	A	Fairfield	55 67	98	H	Quinnipiac	59 69	334	A	Saint Peter's	64 55	
278	N	Alabama St.	53 57	334	A	Saint Peter's	64 55	172	A	Marist	37 66	98	A	Quinnipiac	52 94	
115	A	Iona	51 63	172	A	Marist	37 66	212	H	Canisius	61 57					
198	H	Fairfield	51 71													
232	A	Manhattan	49 56													
115	H	Iona	51 64													

Non-Div I Games:

Siena

■ Loss,
 ■ Non-Conf,
 ■ S Site,
 ■ Home
 ■ A Away
 N Neutral

Average RPI Win:	242	WON-LOST	WINNING	LAST 10	STRENGTH OF	OPP. STRENGTH	TEAM	ADJ.	CONF.	ADJ CONF.
Average RPI Loss:	144	RECORD	PCT. RANK	GAMES	SCHEDULE	OF SCHEDULE	RPI	RPI	RPI	RPI
DIV. I ONLY	11- 12	192	7- 3	178	219	185	185	16	16	
DIV. I NON-CONF.	2- 5	253	0- 0	169	269	226	226	14	14	
TOTALS	RPI 1-25	RPI 26-50	W-L RECORDS	RPI 51-100	RPI 101-150	RPI 150+				
11- 12	0- 1	0- 2	OVERALL	0- 0	1- 4	10- 5				
5- 6	0- 1	0- 1	HOME	0- 0	1- 2	4- 2				
6- 6	0- 0	0- 1	AWAY	0- 0	0- 1	6- 3				
0- 0	0- 0	0- 0	NEUTRAL	0- 0	0- 0	0- 0				
2- 5	0- 1	0- 0	NON-CONFERENCE	0- 0	0- 1	2- 3				
0- 3	0- 1	0- 0	HOME	0- 0	0- 1	0- 1				
2- 2	0- 0	0- 0	AWAY	0- 0	0- 0	2- 2				
0- 0	0- 0	0- 0	NEUTRAL	0- 0	0- 0	0- 0				
9- 7	0- 0	0- 2	CONFERENCE	0- 0	1- 3	8- 2				
5- 3	0- 0	0- 1	HOME	0- 0	1- 1	4- 1				
4- 4	0- 0	0- 1	AWAY	0- 0	0- 2	4- 1				
0- 0	0- 0	0- 0	NEUTRAL	0- 0	0- 0	0- 0				

RPI 1-25				RPI 26-50				RPI 51-100				RPI 101+ Team's RPI: 185			
RPI	S	Opponent	Score	RPI	S	Opponent	Score	RPI	S	Opponent	Score	RPI	S	Opponent	Score
19	H	Florida	60 72	43	A	Arkansas St.	51 58					127	A	Little Rock	43 74
				43	H	Arkansas St.	53 66					127	H	Little Rock	34 47
												129	A	La.-Lafayette	50 69
												146	H	UAB	39 53
												149	H	UT Arlington	59 55
												151	A	Southern Miss.	51 71
												166	A	Southern U.	45 50
												181	A	Troy	75 71
												181	H	Troy	65 63
												221	H	Texas St.	71 73
												226	A	Grand Canyon	59 56
												265	A	Georgia St.	60 52
												265	H	Georgia St.	83 45
												270	H	UCF	36 77
												275	A	Appalachian St.	68 54
												275	H	Appalachian St.	71 55
												278	A	Alabama St.	47 43
												280	A	Ga. Southern	43 57
												280	H	Ga. Southern	48 45
												289	A	La.-Monroe	63 57
LAST 12 Division I GAMES:															
275	A	Appalachian St.	68 54	275	H	Appalachian St.	71 55								
181	H	Troy	65 63	181	A	Troy	75 71								
280	H	Ga. Southern	48 45	289	A	La.-Monroe	63 57								
265	H	Georgia St.	83 45	129	A	La.-Lafayette	50 69								
127	A	Little Rock	43 74	149	H	UT Arlington	59 55								
43	A	Arkansas St.	51 58	221	H	Texas St.	71 73								

Non-Div I Games: Spring Hill 64 49 William Carey 66 30

South Ala.

Loss, Non-Conf, S Site, H Home A Away N Neutral

South Carolina

Through Games Of Feb. 24, 2016

Average RPI Win:	95	WON-LOST	WINNING	LAST 10	STRENGTH OF	OPP. STRENGTH	TEAM	ADJ.	CONF.	ADJ CONF.
Average RPI Loss:	4	RECORD	PCT. RANK	GAMES	SCHEDULE	OF SCHEDULE	RPI	RPI	RPI	RPI
DIV. I ONLY	26- 1	3	9- 1	6	9	2	2	2	2	2
DIV. I NON-CONF.	12- 1	9	0- 1	83	7	12	12	2	2	2
TOTALS	RPI 1-25	RPI 26-50	W-L RECORDS	RPI 51-100	RPI 101-150	RPI 150+				
26- 1	10- 1	2- 0	OVERALL	4- 0	2- 0	8- 0				
13- 1	5- 1	1- 0	HOME	2- 0	1- 0	4- 0				
10- 0	4- 0	1- 0	AWAY	2- 0	1- 0	2- 0				
3- 0	1- 0	0- 0	NEUTRAL	0- 0	0- 0	2- 0				
12- 1	3- 1	0- 0	NON-CONFERENCE	2- 0	1- 0	6- 0				
6- 1	1- 1	0- 0	HOME	2- 0	0- 0	3- 0				
3- 0	1- 0	0- 0	AWAY	0- 0	1- 0	1- 0				
3- 0	1- 0	0- 0	NEUTRAL	0- 0	0- 0	2- 0				
14- 0	7- 0	2- 0	CONFERENCE	2- 0	1- 0	2- 0				
7- 0	4- 0	1- 0	HOME	0- 0	1- 0	1- 0				
7- 0	3- 0	1- 0	AWAY	2- 0	0- 0	1- 0				
0- 0	0- 0	0- 0	NEUTRAL	0- 0	0- 0	0- 0				

RPI	S	Opponent	Score	RPI	S	Opponent	Score	RPI	S	Opponent	Score	RPI	S	Opponent	Score
4	H	UConn	54 66	28	H	Missouri	83 58	52	H	Duke	66 55	118	A	Hawaii	67 51
5	H	Ohio St.	88 80	31	A	Mississippi St.	57 51	56	A	Auburn	74 58	132	H	Arkansas	85 32
8	N	Arizona St.	60 58					83	A	Vanderbilt	71 61	152	H	Hampton	86 48
9	A	UCLA	68 65					96	H	Elon	78 63	156	A	Alabama	66 46
13	A	Texas A&M	70 63									159	N	East Carolina	88 57
13	H	Texas A&M	59 58									168	H	Ole Miss	81 62
14	A	Kentucky	73 62									240	N	CSU Bakersfield	90 71
14	H	Kentucky	78 68									251	A	Clemson	67 41
18	H	Georgia	61 51									300	H	UNCG	92 44
19	H	Florida	86 71									320	H	Winthrop	86 37
23	A	Tennessee	62 56												
LAST 12 Division I GAMES:															
156	A	Alabama	66 46	13	A	Texas A&M	70 63								
18	H	Georgia	61 51	168	H	Ole Miss	81 62								
23	A	Tennessee	62 56	31	A	Mississippi St.	57 51								
19	H	Florida	86 71	56	A	Auburn	74 58								
4	H	UConn	54 66	13	H	Texas A&M	59 58								
14	H	Kentucky	78 68	14	A	Kentucky	73 62								

Non-Div I Games:

South Carolina

Loss, Non-Conf, S Site, H Home A Away N Neutral

Average RPI Win:	314	WON-LOST	WINNING	LAST 10	STRENGTH OF	OPP. STRENGTH	TEAM	ADJ.	CONF.	ADJ CONF.
Average RPI Loss:	217	RECORD	PCT. RANK	GAMES	SCHEDULE	OF SCHEDULE	RPI	RPI	RPI	RPI
DIV. I ONLY	9- 13	225	5- 5	344	339	299	299	31	31	
DIV. I NON-CONF.	2- 6	272	0- 0	291	280	283	283	30	30	
TOTALS	RPI 1-25	RPI 26-50	W-L RECORDS	RPI 51-100	RPI 101-150	RPI 150+				
9- 13	0- 0	0- 0	OVERALL	0- 0	0- 3	9- 10				
5- 3	0- 0	0- 0	HOME	0- 0	0- 0	5- 3				
4- 9	0- 0	0- 0	AWAY	0- 0	0- 2	4- 7				
0- 1	0- 0	0- 0	NEUTRAL	0- 0	0- 1	0- 0				
2- 6	0- 0	0- 0	NON-CONFERENCE	0- 0	0- 3	2- 3				
1- 0	0- 0	0- 0	HOME	0- 0	0- 0	1- 0				
1- 5	0- 0	0- 0	AWAY	0- 0	0- 2	1- 3				
0- 1	0- 0	0- 0	NEUTRAL	0- 0	0- 1	0- 0				
7- 7	0- 0	0- 0	CONFERENCE	0- 0	0- 0	7- 7				
4- 3	0- 0	0- 0	HOME	0- 0	0- 0	4- 3				
3- 4	0- 0	0- 0	AWAY	0- 0	0- 0	3- 4				
0- 0	0- 0	0- 0	NEUTRAL	0- 0	0- 0	0- 0				

RPI 1-25			RPI 26-50			RPI 51-100			RPI 101+ Team's RPI: 299		
RPI	S	Opponent	Score	RPI	S	Opponent	Score	RPI	S	Opponent	Score
								110	N	Central Ark.	38 51
								140	A	Jacksonville	47 79
								146	A	UAB	38 71
								152	A	Hampton	50 63
								173	A	Davidson	51 63
								227	A	Furman	46 59
								236	H	N.C. A&T	54 57
								243	H	Morgan St.	56 62
								251	A	Clemson	54 63
								255	A	Bethune-Cookman	50 65
								256	H	Coppin St.	67 63
								282	A	UMES	55 61
								282	H	UMES	56 63
								291	A	Florida A&M	68 62
								293	H	Savannah St.	56 43
								304	H	Wofford	60 47
								326	A	North Florida	53 48
								327	A	Delaware St.	61 79
								327	H	Delaware St.	61 48
								335	A	Howard	65 63
								347	A	Norfolk St.	60 52
								349	H	N.C. Central	58 51
LAST 12 Division I GAMES:											
335	A	Howard	65 63	152	A	Hampton	50 63				
282	A	UMES	55 61	347	A	Norfolk St.	60 52				
293	H	Savannah St.	56 43	282	H	UMES	56 63				
243	H	Morgan St.	56 62	327	H	Delaware St.	61 48				
256	H	Coppin St.	67 63	236	H	N.C. A&T	54 57				
327	A	Delaware St.	61 79	349	H	N.C. Central	58 51				

Non-Div I Games: Morris 90 39 Southern Wesleyan 75 52

South Carolina St.

Loss, Non-Conf, S Site, H Home A Away N Neutral

Average RPI Win:	207	WON-LOST	WINNING	LAST 10	STRENGTH OF	OPP. STRENGTH	TEAM	ADJ.	CONF.	ADJ CONF.
Average RPI Loss:	82	RECORD	PCT. RANK	GAMES	SCHEDULE	OF SCHEDULE	RPI	RPI	RPI	RPI
DIV. I ONLY	21- 5	27	10- 0	225	122	65	65	18	18	
DIV. I NON-CONF.	8- 4	99	0- 0	212	10	92	92	19	19	
TOTALS	RPI 1-25	RPI 26-50	W-L RECORDS	RPI 51-100	RPI 101-150	RPI 150+				
21- 5	0- 0	0- 2	OVERALL	3- 1	4- 2	14- 0				
11- 1	0- 0	0- 1	HOME	2- 0	3- 0	6- 0				
9- 4	0- 0	0- 1	AWAY	1- 1	1- 2	7- 0				
1- 0	0- 0	0- 0	NEUTRAL	0- 0	0- 0	1- 0				
8- 4	0- 0	0- 2	NON-CONFERENCE	1- 1	2- 1	5- 0				
3- 1	0- 0	0- 1	HOME	1- 0	1- 0	1- 0				
4- 3	0- 0	0- 1	AWAY	0- 1	1- 1	3- 0				
1- 0	0- 0	0- 0	NEUTRAL	0- 0	0- 0	1- 0				
13- 1	0- 0	0- 0	CONFERENCE	2- 0	2- 1	9- 0				
8- 0	0- 0	0- 0	HOME	1- 0	2- 0	5- 0				
5- 1	0- 0	0- 0	AWAY	1- 0	0- 1	4- 0				
0- 0	0- 0	0- 0	NEUTRAL	0- 0	0- 0	0- 0				

RPI 1-25			RPI 26-50			RPI 51-100			Team's RPI: 65			RPI 101+			
RPI	S	Opponent	Score	RPI	S	Opponent	Score	RPI	S	Opponent	Score	RPI	S	Opponent	Score
				30	H	Washington	64 77	63	A	South Dakota St.	63 58	105	A	UNI	43 64
				47	A	Kansas St.	81 84	63	H	South Dakota St.	80 75	106	H	Drake	92 87
								80	A	Utah	59 66	116	A	North Dakota	73 70
								87	H	Marquette	97 69	125	H	IUPUI	65 59
												147	A	Oral Roberts	56 60
												147	H	Oral Roberts	71 48
												153	A	Illinois	85 76
												188	A	Fla. Atlantic	76 53
												195	A	San Jose St.	87 77
												229	A	Western Ill.	102 77
												229	H	Western Ill.	86 50
												259	A	Omaha	70 55
												259	H	Omaha	82 76
												275	N	Appalachian St.	87 60
												297	A	Denver	79 33
												297	H	Denver	85 60
												314	A	North Dakota St.	96 94
												314	H	North Dakota St.	80 54
												315	H	Portland St.	103 61
												317	H	IPFW	92 60
LAST 12 Division I GAMES:															
				63	H	South Dakota St.	80 75	229	A	Western Ill.	102 77				
				229	H	Western Ill.	86 50	125	H	IUPUI	65 59				
				147	H	Oral Roberts	71 48	317	H	IPFW	92 60				
				259	A	Omaha	70 55	63	A	South Dakota St.	63 58				
				297	A	Denver	79 33	314	A	North Dakota St.	96 94				
				314	H	North Dakota St.	80 54	259	H	Omaha	82 76				

Non-Div I Games: Dakota Wesleyan 94 54

South Dakota

Average RPI Win:	209	WON-LOST	WINNING	LAST 10	STRENGTH OF	OPP. STRENGTH	TEAM	ADJ.	CONF.	ADJ CONF.
Average RPI Loss:	34	RECORD	PCT. RANK	GAMES	SCHEDULE	OF SCHEDULE	RPI	RPI	RPI	RPI
DIV. I ONLY	22- 5	25	8- 2	167	121	63	63	18	18	
DIV. I NON-CONF.	10- 3	61	0- 0	51	15	34	34	19	19	
TOTALS	RPI 1-25	RPI 26-50	W-L RECORDS	RPI 51-100	RPI 101-150	RPI 150+				
22- 5	1- 2	0- 1	OVERALL	0- 2	8- 0	13- 0				
13- 2	1- 1	0- 0	HOME	0- 1	4- 0	8- 0				
7- 2	0- 0	0- 1	AWAY	0- 1	2- 0	5- 0				
2- 1	0- 1	0- 0	NEUTRAL	0- 0	2- 0	0- 0				
10- 3	1- 2	0- 1	NON-CONFERENCE	0- 0	5- 0	4- 0				
6- 1	1- 1	0- 0	HOME	0- 0	2- 0	3- 0				
2- 1	0- 0	0- 1	AWAY	0- 0	1- 0	1- 0				
2- 1	0- 1	0- 0	NEUTRAL	0- 0	2- 0	0- 0				
12- 2	0- 0	0- 0	CONFERENCE	0- 2	3- 0	9- 0				
7- 1	0- 0	0- 0	HOME	0- 1	2- 0	5- 0				
5- 1	0- 0	0- 0	AWAY	0- 1	1- 0	4- 0				
0- 0	0- 0	0- 0	NEUTRAL	0- 0	0- 0	0- 0				

RPI 1-25				RPI 26-50				RPI 51-100				RPI 101+ Team's RPI: 63			
RPI	S	Opponent	Score	RPI	S	Opponent	Score	RPI	S	Opponent	Score	RPI	S	Opponent	Score
1	H	Notre Dame	64 75	27	A	Green Bay	57 58	65	A	South Dakota	75 80	105	H	UNI	89 86
11	N	Maryland	55 62					65	H	South Dakota	58 63	120	N	Pittsburgh	55 54
20	H	DePaul	88 79									125	H	IUPUI	68 66
												132	H	Arkansas	76 69
												141	A	Creighton	53 51
												143	N	Old Dominion	71 39
												147	A	Oral Roberts	68 50
												147	H	Oral Roberts	60 48
												172	H	Marist	77 68
												176	H	Northern Colo.	66 62
												229	H	Western Ill.	85 63
												259	A	Omaha	65 47
												259	H	Omaha	68 58
												260	A	Bowling Green	58 45
												297	A	Denver	76 39
												297	H	Denver	80 52
												314	A	North Dakota St.	81 63
												314	H	North Dakota St.	81 47
												315	H	Portland St.	74 65
												317	A	IPFW	61 42
												317	H	IPFW	92 64
LAST 12 Division I GAMES:															
				65	A	South Dakota	75 80			147	A	Oral Roberts	68 50		
				297	H	Denver	80 52			229	H	Western Ill.	85 63		
				317	H	IPFW	92 64			125	H	IUPUI	68 66		
				147	H	Oral Roberts	60 48			65	H	South Dakota	58 63		
				314	H	North Dakota St.	81 47			317	A	IPFW	61 42		
				259	A	Omaha	65 47			259	H	Omaha	68 58		

Non-Div I Games:

South Dakota St.

■ Loss,
 ■ Non-Conf, S Site,
 ■ Home
 ■ Away
 N Neutral

Average RPI Win:	153	WON-LOST	WINNING	LAST 10	STRENGTH OF	OPP. STRENGTH	TEAM	ADJ.	CONF.	ADJ CONF.
Average RPI Loss:	38	RECORD	PCT. RANK	GAMES	SCHEDULE	OF SCHEDULE	RPI	RPI	RPI	RPI
DIV. I ONLY	20- 7	48	5- 3	67	59	36	36	9	9	
DIV. I NON-CONF.	7- 4	110	0- 2	8	5	21	21	7	7	
TOTALS	RPI 1-25	RPI 26-50	W-L RECORDS	RPI 51-100	RPI 101-150	RPI 150+				
20- 7	1- 3	0- 2	OVERALL	5- 1	3- 1	11- 0				
14- 1	1- 1	0- 0	HOME	4- 0	3- 0	6- 0				
6- 5	0- 1	0- 0	AWAY	1- 1	0- 0	5- 0				
0- 1	0- 0	0- 1	NEUTRAL	0- 0	0- 0	0- 0				
7- 4	1- 2	0- 2	NON-CONFERENCE	3- 0	2- 0	1- 0				
7- 0	1- 0	0- 0	HOME	3- 0	2- 0	1- 0				
0- 3	0- 2	0- 1	AWAY	0- 0	0- 0	0- 0				
0- 1	0- 0	0- 1	NEUTRAL	0- 0	0- 0	0- 0				
13- 3	0- 1	0- 0	CONFERENCE	2- 1	1- 1	10- 0				
7- 1	0- 1	0- 0	HOME	1- 0	1- 0	5- 0				
6- 2	0- 0	0- 0	AWAY	1- 1	0- 1	5- 0				
0- 0	0- 0	0- 0	NEUTRAL	0- 0	0- 0	0- 0				

RPI	S	Opponent	Score	RPI	S	Opponent	Score	Team's RPI: 36	RPI	S	Opponent	Score	RPI	S	Opponent	Score
3	A	Baylor	63 66	31	N	Mississippi St.	58 68		51	H	Chattanooga	61 33	103	A	Memphis	87 88
4	H	UConn	59 75	46	A	St. John's (NY)	70 74		61	A	Temple	66 68	103	H	Memphis	97 82
15	A	Louisville	50 67						81	H	Drexel	73 58	126	H	Penn St.	101 79
22	H	Oklahoma St.	68 46						84	A	Tulane	71 67	140	H	Jacksonville	74 52
									84	H	Tulane	77 65	159	A	East Carolina	61 59
									100	H	Harvard	86 59	159	H	East Carolina	75 54
													160	A	SMU	66 48
													160	H	SMU	83 56
													186	H	Butler	87 77
													192	A	Tulsa	72 66
													210	A	Cincinnati	78 51
													210	H	Cincinnati	82 49
													270	A	UCF	88 49
													270	H	UCF	108 63
													283	H	Houston	73 49
LAST 12 Division I GAMES:																
3	A	Baylor	63 66	61	A	Temple	66 68									
192	A	Tulsa	72 66	210	H	Cincinnati	82 49									
103	H	Memphis	97 82	160	A	SMU	66 48									
15	A	Louisville	50 67	283	H	Houston	73 49									
210	A	Cincinnati	78 51	270	A	UCF	88 49									
84	H	Tulane	77 65	103	A	Memphis	87 88									

Non-Div I Games:

South Fla.

■ Loss,
 ■ Non-Conf,
 ■ S Site,
 ■ Home
 ■ A Away
 N Neutral

Average RPI Win: 277	WON-LOST	WINNING	LAST 10	STRENGTH OF	OPP. STRENGTH	TEAM	ADJ.	CONF.	ADJ CONF.
Average RPI Loss: 145	RECORD	PCT. RANK	GAMES	SCHEDULE	OF SCHEDULE	RPI	RPI	RPI	RPI
DIV. I ONLY	13- 13	169	3- 6	254	298	215	215	24	24
DIV. I NON-CONF.	5- 6	180	0- 1	170	336	173	173	24	24
TOTALS	RPI 1-25	RPI 26-50	W-L RECORDS	RPI 51-100	RPI 101-150	RPI 150+			
13- 13	0- 0	0- 1	OVERALL	1- 4	0- 4	12- 4			
7- 4	0- 0	0- 0	HOME	1- 1	0- 3	6- 0			
6- 7	0- 0	0- 1	AWAY	0- 2	0- 1	6- 3			
0- 2	0- 0	0- 0	NEUTRAL	0- 1	0- 0	0- 1			
5- 6	0- 0	0- 1	NON-CONFERENCE	0- 2	0- 2	5- 1			
1- 2	0- 0	0- 0	HOME	0- 0	0- 2	1- 0			
4- 2	0- 0	0- 1	AWAY	0- 1	0- 0	4- 0			
0- 2	0- 0	0- 0	NEUTRAL	0- 1	0- 0	0- 1			
8- 7	0- 0	0- 0	CONFERENCE	1- 2	0- 2	7- 3			
6- 2	0- 0	0- 0	HOME	1- 1	0- 1	5- 0			
2- 5	0- 0	0- 0	AWAY	0- 1	0- 1	2- 3			
0- 0	0- 0	0- 0	NEUTRAL	0- 0	0- 0	0- 0			

RPI S	Opponent	Score	RPI S	Opponent	Score	RPI S	Opponent	Score	RPI S	Opponent	Score	Team's RPI: 215
28	A Missouri	32 74	54	N UC Riverside	67 85	110	H Central Ark.	54 63				
			55	A Saint Louis	52 67	135	H Southern Ill.	72 87				
			91	A UT Martin	65 95	145	A SIUE	73 80				
			91	H UT Martin	74 84	145	H SIUE	75 89				
			92	H Belmont	81 74	194	A Eastern Ky.	55 56				
						229	A Western Ill.	89 84				
						234	N Idaho St.	64 65				
						252	H Tennessee St.	75 65				
						271	H Austin Peay	71 69				
						272	A Murray St.	61 80				
						272	H Murray St.	96 59				
						273	A Tennessee Tech	60 57				
						288	A Wichita St.	66 62				
						289	H Jacksonville St.	61 47				
						303	H UMKC	78 65				
						313	A Morehead St.	89 79				
						331	A Lipscomb	84 69				
						337	A Eastern Ill.	59 64				
						337	H Eastern Ill.	82 52				
						346	A Alabama A&M	69 58				
LAST 12 Division I GAMES:												
54	N UC Riverside	67 85	272	H Murray St.	96 59							
145	H SIUE	75 89	271	H Austin Peay	71 69							
337	H Eastern Ill.	82 52	91	H UT Martin	74 84							
272	A Murray St.	61 80	145	A SIUE	73 80							
91	A UT Martin	65 95	273	A Tennessee Tech	60 57							
337	A Eastern Ill.	59 64	289	H Jacksonville St.	61 47							

Non-Div I Games: Harris-Stowe 78 66 William Woods 94 58

Southeast Mo. St.

Loss, Non-Conf, S Site, H Home A Away N Neutral

Average RPI Win: 277	WON-LOST	WINNING	LAST 10	STRENGTH OF	OPP. STRENGTH	TEAM	ADJ.	CONF.	ADJ CONF.
Average RPI Loss: 171	RECORD	PCT. RANK	GAMES	SCHEDULE	OF SCHEDULE	RPI	RPI	RPI	RPI
DIV. I ONLY	4- 21	323	1- 9	170	254	307	307	28	28
DIV. I NON-CONF.	1- 10	330	0- 0	152	163	284	284	26	26
TOTALS	RPI 1-25	RPI 26-50	W-L RECORDS	RPI 51-100	RPI 101-150	RPI 150+			
4- 21	0- 0	0- 1	OVERALL	0- 4	0- 6	4- 10			
3- 8	0- 0	0- 0	HOME	0- 2	0- 0	3- 6			
1- 13	0- 0	0- 1	AWAY	0- 2	0- 6	1- 4			
0- 0	0- 0	0- 0	NEUTRAL	0- 0	0- 0	0- 0			
1- 10	0- 0	0- 1	NON-CONFERENCE	0- 2	0- 4	1- 3			
0- 4	0- 0	0- 0	HOME	0- 1	0- 0	0- 3			
1- 6	0- 0	0- 1	AWAY	0- 1	0- 4	1- 0			
0- 0	0- 0	0- 0	NEUTRAL	0- 0	0- 0	0- 0			
3- 11	0- 0	0- 0	CONFERENCE	0- 2	0- 2	3- 7			
3- 4	0- 0	0- 0	HOME	0- 1	0- 0	3- 3			
0- 7	0- 0	0- 0	AWAY	0- 1	0- 2	0- 4			
0- 0	0- 0	0- 0	NEUTRAL	0- 0	0- 0	0- 0			

RPI S	Opponent	Score	RPI S	Opponent	Score	RPI S	Opponent	Score	RPI S	Opponent	Score	Team's RPI: 307
			31	A Mississippi St.	41 81	56	H Auburn	68 80	101	A Wright St.	72 106	
						66	A Abilene Christian	70 72	110	A Central Ark.	58 80	
						66	H Abilene Christian	72 88	128	A Northwestern St.	62 82	
						77	A Georgia Tech	49 102	132	A Arkansas	53 97	
									142	A Texas Tech	51 113	
									148	A Xavier	27 67	
									157	A McNeese St.	79 96	
									157	H McNeese St.	74 83	
									181	H Troy	90 100	
									211	H Stephen F. Austin	65 56	
									231	A Sam Houston St.	56 80	
									244	A Houston Baptist	56 64	
									287	H Lamar	73 66	
									289	H La.-Monroe	84 88	
									291	A Florida A&M	62 57	
									301	H Jackson St.	72 79	
									312	A A&M-Corpus Christi	67 69	
									319	H Nicholls St.	78 68	
									332	H Incarnate Word	66 70	
									336	H New Orleans	51 62	
LAST 12 Division I GAMES:												
			66	A Abilene Christian	70 72	128	A Northwestern St.	62 82				
			336	H New Orleans	51 62	157	A McNeese St.	79 96				
			319	H Nicholls St.	78 68	312	A A&M-Corpus Christi	67 69				
			157	H McNeese St.	74 83	332	H Incarnate Word	66 70				
			66	H Abilene Christian	72 88	287	H Lamar	73 66				
			110	A Central Ark.	58 80	244	A Houston Baptist	56 64				

Non-Div I Games:

Southeastern La.

■ Loss,
 ■ Non-Conf,
 ■ S Site,
 ■ H Home
 ■ A Away
 N Neutral

Average RPI Win:	138	WON-LOST	WINNING	LAST 10	STRENGTH OF	OPP. STRENGTH	TEAM	ADJ.	CONF.	ADJ CONF.
Average RPI Loss:	41	RECORD	PCT. RANK	GAMES	SCHEDULE	OF SCHEDULE	RPI	RPI	RPI	RPI
DIV. I ONLY	17- 10	94	4- 6	11	58	40	40	1	1	
DIV. I NON-CONF.	11- 0	1	0- 0	52	323	8	8	1	1	
TOTALS	RPI 1-25	RPI 26-50	W-L RECORDS	RPI 51-100	RPI 101-150	RPI 150+				
17- 10	1- 5	2- 2	OVERALL	5- 2	4- 0	5- 1				
11- 3	1- 2	1- 1	HOME	4- 0	1- 0	4- 0				
3- 7	0- 3	0- 1	AWAY	1- 2	2- 0	0- 1				
3- 0	0- 0	1- 0	NEUTRAL	0- 0	1- 0	1- 0				
11- 0	0- 0	2- 0	NON-CONFERENCE	1- 0	3- 0	5- 0				
7- 0	0- 0	1- 0	HOME	1- 0	1- 0	4- 0				
1- 0	0- 0	0- 0	AWAY	0- 0	1- 0	0- 0				
3- 0	0- 0	1- 0	NEUTRAL	0- 0	1- 0	1- 0				
6- 10	1- 5	0- 2	CONFERENCE	4- 2	1- 0	0- 1				
4- 3	1- 2	0- 1	HOME	3- 0	0- 0	0- 0				
2- 7	0- 3	0- 1	AWAY	1- 2	1- 0	0- 1				
0- 0	0- 0	0- 0	NEUTRAL	0- 0	0- 0	0- 0				

RPI 1-25				RPI 26-50				Team's RPI: 40				RPI 51-100				RPI 101+			
RPI	S	Opponent	Score	RPI	S	Opponent	Score	RPI	S	Opponent	Score	RPI	S	Opponent	Score	RPI	S	Opponent	Score
6	A	Oregon St.	52 76	30	A	Washington	60 69	60	A	Oregon	60 69	107	A	Gonzaga	60 56				
6	H	Oregon St.	49 57	30	H	Washington	53 61	60	H	Oregon	74 67	115	N	Iona	76 56				
8	A	Arizona St.	68 69	33	N	West Virginia	78 67	64	H	Santa Clara	81 46	130	H	Long Beach St.	69 43				
9	A	UCLA	73 78	48	H	Albany (NY)	68 67	76	A	Washington St.	61 73	136	A	Arizona	67 57				
9	H	UCLA	71 68					76	H	Washington St.	64 62	177	A	Colorado	63 66				
10	H	Stanford	47 57					80	A	Utah	70 59	201	H	UNLV	73 42				
								97	H	California	61 47	226	N	Grand Canyon	75 44				
												291	H	Florida A&M	88 45				
												329	H	Southern Utah	71 32				
												338	H	UC Irvine	75 56				
LAST 12 Division I GAMES:																			
60	A	Oregon	60 69	177	A	Colorado	63 66												
6	A	Oregon St.	52 76	80	A	Utah	70 59												
76	H	Washington St.	64 62	97	H	California	61 47												
30	H	Washington	53 61	10	H	Stanford	47 57												
8	A	Arizona St.	68 69	30	A	Washington	60 69												
136	A	Arizona	67 57	76	A	Washington St.	61 73												

Non-Div I Games: Hope Int'l 92 43

Southern California

■ Loss,
 ■ Non-Conf,
 ■ S Site,
 ■ Home
 ■ A Away
 N Neutral

Average RPI Win: 230	WON-LOST	WINNING	LAST 10	STRENGTH OF	OPP. STRENGTH	TEAM	ADJ.	CONF.	ADJ CONF.
Average RPI Loss: 140	RECORD	PCT. RANK	GAMES	SCHEDULE	OF SCHEDULE	RPI	RPI	RPI	RPI
DIV. I ONLY	17- 9	89	5- 1	249	213	135	135	21	21
DIV. I NON-CONF.	7- 5	135	1- 0	134	230	123	123	17	17

TOTALS	RPI 1-25	RPI 26-50	W-L RECORDS	RPI 51-100	RPI 101-150	RPI 150+			
17- 9	0- 1	0- 0	OVERALL	1- 2	4- 1	12- 5			
10- 3	0- 0	0- 0	HOME	1- 1	1- 0	8- 2			
7- 6	0- 1	0- 0	AWAY	0- 1	3- 1	4- 3			
0- 0	0- 0	0- 0	NEUTRAL	0- 0	0- 0	0- 0			
7- 5	0- 1	0- 0	NON-CONFERENCE	0- 1	2- 1	5- 2			
4- 2	0- 0	0- 0	HOME	0- 1	1- 0	3- 1			
3- 3	0- 1	0- 0	AWAY	0- 0	1- 1	2- 1			
0- 0	0- 0	0- 0	NEUTRAL	0- 0	0- 0	0- 0			
10- 4	0- 0	0- 0	CONFERENCE	1- 1	2- 0	7- 3			
6- 1	0- 0	0- 0	HOME	1- 0	0- 0	5- 1			
4- 3	0- 0	0- 0	AWAY	0- 1	2- 0	2- 2			
0- 0	0- 0	0- 0	NEUTRAL	0- 0	0- 0	0- 0			

RPI 1-25				RPI 26-50				RPI 51-100				RPI 101+ Team's RPI: 135			
RPI	S	Opponent	Score	RPI	S	Opponent	Score	RPI	S	Opponent	Score	RPI	S	Opponent	Score
20	A	DePaul	61 105					90	A	Missouri St.	77 82	103	A	Memphis	58 61
								90	H	Missouri St.	69 61	105	A	UNI	65 60
								91	H	UT Martin	63 70	106	A	Drake	77 67
												111	A	Mercer	55 52
												145	H	SIUE	71 57
												153	A	Illinois	64 78
												155	H	Marshall	55 61
												180	A	Loyola Chicago	59 83
												180	H	Loyola Chicago	68 69
												207	H	Indiana St.	76 64
												215	A	Southeast Mo. St.	87 72
												220	H	Siena	73 54
												252	H	Tennessee St.	79 70
												272	A	Murray St.	70 57
												288	A	Wichita St.	48 57
												288	H	Wichita St.	80 66
												305	A	Bradley	65 51
												305	H	Bradley	75 49
												313	H	Morehead St.	102 69
												321	H	Illinois St.	76 71
												328	A	Evansville	66 63
												328	H	Evansville	74 56
LAST 12 Division I GAMES:															
252	H	Tennessee St.	79 70	321	H	Illinois St.	76 71								
288	H	Wichita St.	80 66	207	H	Indiana St.	76 64								
90	H	Missouri St.	69 61	90	A	Missouri St.	77 82								
328	A	Evansville	66 63	288	A	Wichita St.	48 57								
305	A	Bradley	65 51	328	H	Evansville	74 56								
180	A	Loyola Chicago	59 83	180	H	Loyola Chicago	68 69								

Non-Div I Games:

Southern Ill.

■ Loss,
 ■ Non-Conf,
 ■ S Site,
 ■ Home
 ■ A Away
 N Neutral

Average RPI Win:	228	WON-LOST	WINNING	LAST 10	STRENGTH OF	OPP. STRENGTH	TEAM	ADJ.	CONF.	ADJ CONF.
Average RPI Loss:	94	RECORD	PCT. RANK	GAMES	SCHEDULE	OF SCHEDULE	RPI	RPI	RPI	RPI
DIV. I ONLY	12- 12	169	2- 4	142	115	151	151	12	12	
DIV. I NON-CONF.	6- 4	125	1- 1	104	131	106	106	10	10	
TOTALS	RPI 1-25	RPI 26-50	W-L RECORDS	RPI 51-100	RPI 101-150	RPI 150+				
12- 12	0- 3	0- 1	OVERALL	0- 3	1- 3	11- 2				
11- 1	0- 1	0- 0	HOME	0- 0	1- 0	10- 0				
1- 10	0- 2	0- 1	AWAY	0- 3	0- 2	1- 2				
0- 1	0- 0	0- 0	NEUTRAL	0- 0	0- 1	0- 0				
6- 4	0- 1	0- 1	NON-CONFERENCE	0- 1	1- 1	5- 0				
5- 0	0- 0	0- 0	HOME	0- 0	1- 0	4- 0				
1- 3	0- 1	0- 1	AWAY	0- 1	0- 0	1- 0				
0- 1	0- 0	0- 0	NEUTRAL	0- 0	0- 1	0- 0				
6- 8	0- 2	0- 0	CONFERENCE	0- 2	0- 2	6- 2				
6- 1	0- 1	0- 0	HOME	0- 0	0- 0	6- 0				
0- 7	0- 1	0- 0	AWAY	0- 2	0- 2	0- 2				
0- 0	0- 0	0- 0	NEUTRAL	0- 0	0- 0	0- 0				

RPI 1-25				RPI 26-50				RPI 51-100				RPI 101+ Team's RPI: 151			
RPI	S	Opponent	Score	RPI	S	Opponent	Score	RPI	S	Opponent	Score	RPI	S	Opponent	Score
3	A	Baylor	42 97	31	A	Mississippi St.	65 78	51	A	Chattanooga	48 53	109	H	Samford	56 48
24	A	UTEP	64 72					68	A	Middle Tenn.	44 74	124	N	North Carolina	62 69
24	H	UTEP	54 57					79	A	Charlotte	59 80	143	A	Old Dominion	45 53
												146	A	UAB	49 53
												168	H	Ole Miss	57 38
												171	A	Louisiana Tech	37 72
												171	H	Louisiana Tech	69 59
												185	H	South Ala.	71 51
												188	H	Fla. Atlantic	89 80
												223	H	Rice	68 62
												224	H	North Texas	57 38
												264	A	UTSA	41 47
												264	H	UTSA	65 53
												273	A	Tennessee Tech	69 57
												278	H	Alabama St.	65 44
												302	H	FIU	82 55
												348	H	Mississippi Val.	71 55
LAST 12 Division I GAMES:															
109	H	Samford	56 48	223	H	Rice	68 62								
51	A	Chattanooga	48 53	224	H	North Texas	57 38								
264	H	UTSA	65 53	264	A	UTSA	41 47								
24	H	UTEP	54 57	24	A	UTEP	64 72								
68	A	Middle Tenn.	44 74	171	A	Louisiana Tech	37 72								
146	A	UAB	49 53	302	H	FIU	82 55								

Non-Div I Games: William Carey 75 34

Southern Miss.

Loss, Non-Conf, S Site, H Home A Away N Neutral

Average RPI Win:	300	WON-LOST	WINNING	LAST 10	STRENGTH OF	OPP. STRENGTH	TEAM	ADJ.	CONF.	ADJ CONF.
Average RPI Loss:	116	RECORD	PCT. RANK	GAMES	SCHEDULE	OF SCHEDULE	RPI	RPI	RPI	RPI
DIV. I ONLY	13- 9	124	8- 2	292	314	166	166	32	32	
DIV. I NON-CONF.	1- 6	311	0- 0	14	4	175	175	31	31	
TOTALS	RPI 1-25	RPI 26-50	W-L RECORDS	RPI 51-100	RPI 101-150	RPI 150+				
13- 9	0- 2	0- 1	OVERALL	0- 2	0- 1	13- 3				
7- 1	0- 0	0- 0	HOME	0- 0	0- 0	7- 1				
6- 8	0- 1	0- 1	AWAY	0- 2	0- 1	6- 2				
0- 0	0- 0	0- 0	NEUTRAL	0- 0	0- 0	0- 0				
1- 6	0- 2	0- 1	NON-CONFERENCE	0- 2	0- 1	1- 0				
1- 0	0- 0	0- 0	HOME	0- 0	0- 0	1- 0				
0- 6	0- 2	0- 1	AWAY	0- 2	0- 1	0- 0				
0- 0	0- 0	0- 0	NEUTRAL	0- 0	0- 0	0- 0				
12- 3	0- 0	0- 0	CONFERENCE	0- 0	0- 0	12- 3				
6- 1	0- 0	0- 0	HOME	0- 0	0- 0	6- 1				
6- 2	0- 0	0- 0	AWAY	0- 0	0- 0	6- 2				
0- 0	0- 0	0- 0	NEUTRAL	0- 0	0- 0	0- 0				

RPI 1-25				RPI 26-50				RPI 51-100				RPI 101+ Team's RPI: 166			
RPI	S	Opponent	Score	RPI	S	Opponent	Score	RPI	S	Opponent	Score	RPI	S	Opponent	Score
11	A	Maryland	61 94	47	A	Kansas St.	47 59	84	A	Tulane	48 77	104	A	Iowa St.	46 86
13	A	Texas A&M	47 88					88	A	Nebraska	38 89	179	A	Grambling	52 65
												179	H	Grambling	80 68
												185	H	South Ala.	50 45
												242	A	Texas Southern	45 59
												278	A	Alabama St.	57 55
												278	H	Alabama St.	59 60
												279	A	Prairie View	65 55
												301	A	Jackson St.	66 57
												301	H	Jackson St.	84 57
												311	H	Alcorn	66 57
												342	A	Ark.-Pine Bluff	78 61
												342	H	Ark.-Pine Bluff	74 70
												346	A	Alabama A&M	68 62
												346	H	Alabama A&M	77 38
												348	A	Mississippi Val.	99 36
												348	H	Mississippi Val.	78 26
LAST 12 Division I GAMES:															
346	A	Alabama A&M	68 62	311	H	Alcorn	66 57								
278	A	Alabama St.	57 55	346	H	Alabama A&M	77 38								
348	H	Mississippi Val.	78 26	278	H	Alabama St.	59 60								
342	H	Ark.-Pine Bluff	74 70	348	A	Mississippi Val.	99 36								
301	A	Jackson St.	66 57	342	A	Ark.-Pine Bluff	78 61								
179	A	Grambling	52 65	301	H	Jackson St.	84 57								

Non-Div I Games: Tougaloo 81 48 Spring Hill 65 46

Southern U.

Southern Utah

Through Games Of Feb. 24, 2016

Average RPI Win:	321	WON-LOST	WINNING	LAST 10	STRENGTH OF	OPP. STRENGTH	TEAM	ADJ.	CONF.	ADJ CONF.
Average RPI Loss:	182	RECORD	PCT. RANK	GAMES	SCHEDULE	OF SCHEDULE	RPI	RPI	RPI	RPI
DIV. I ONLY	2- 23	344	0- 10	131	334	329	329	20	20	
DIV. I NON-CONF.	2- 8	290	0- 0	275	285	325	325	22	22	
TOTALS	RPI 1-25	RPI 26-50	W-L RECORDS	RPI 51-100	RPI 101-150	RPI 150+				
2- 23	0- 0	0- 1	OVERALL	0- 2	0- 3	2- 17				
2- 7	0- 0	0- 0	HOME	0- 0	0- 1	2- 6				
0- 15	0- 0	0- 1	AWAY	0- 2	0- 2	0- 10				
0- 1	0- 0	0- 0	NEUTRAL	0- 0	0- 0	0- 1				
2- 8	0- 0	0- 1	NON-CONFERENCE	0- 2	0- 0	2- 5				
2- 1	0- 0	0- 0	HOME	0- 0	0- 0	2- 1				
0- 6	0- 0	0- 1	AWAY	0- 2	0- 0	0- 3				
0- 1	0- 0	0- 0	NEUTRAL	0- 0	0- 0	0- 1				
0- 15	0- 0	0- 0	CONFERENCE	0- 0	0- 3	0- 12				
0- 6	0- 0	0- 0	HOME	0- 0	0- 1	0- 5				
0- 9	0- 0	0- 0	AWAY	0- 0	0- 2	0- 7				
0- 0	0- 0	0- 0	NEUTRAL	0- 0	0- 0	0- 0				

RPI S	Opponent	Score	RPI S	Opponent	Score	RPI S	Opponent	Score	RPI S	Opponent	Score	Team's RPI: 329
40	A Southern California	32 71	86	A TCU	47 76	116	A North Dakota	56 68	137	A Idaho	48 93	
			93	A New Mexico St.	60 74	137	H Idaho	51 62	163	A Montana St.	59 86	
						163	H Montana St.	66 87	176	A Northern Colo.	44 64	
						178	A New Mexico	48 70	190	A Montana	60 66	
						190	H Montana	50 81	199	A Weber St.	56 75	
						199	H Weber St.	51 69	200	A Eastern Wash.	53 64	
						200	H Eastern Wash.	82 85	201	A UNLV	44 79	
						206	A Utah Valley	58 70	234	A Idaho St.	47 64	
						234	H Idaho St.	67 71	236	N N.C. A&T	65 78	
						276	A Northern Ariz.	48 57	298	H CSUN	67 65	
						338	H UC Irvine	58 63	343	H Air Force	75 56	
LAST 12 Division I GAMES:												
234	A Idaho St.	47 64	199	H Weber St.	51 69	234	H Idaho St.	67 71	116	A North Dakota	56 68	
199	A Weber St.	56 75	176	A Northern Colo.	44 64	137	H Idaho	51 62	200	H Eastern Wash.	82 85	
163	H Montana St.	66 87	137	H Idaho	51 62							
190	H Montana	50 81										
200	A Eastern Wash.	53 64										
137	A Idaho	48 93										

Non-Div I Games:

Southern Utah

■ Loss,
 ■ Non-Conf,
 ■ S Site,
 ■ Home
 ■ A Away
 N Neutral

Average RPI Win: 160		WON-LOST	WINNING	LAST 10	STRENGTH OF	OPP. STRENGTH	TEAM	ADJ.	CONF.	ADJ CONF.
Average RPI Loss: 96		RECORD	PCT. RANK	GAMES	SCHEDULE	OF SCHEDULE	RPI	RPI	RPI	RPI
DIV. I ONLY		22- 6	31	6- 4	132	86	44	44	7	7
DIV. I NON-CONF.		11- 2	28	0- 0	161	86	38	38	8	8
TOTALS		RPI 1-25	RPI 26-50		W-L RECORDS		RPI 51-100	RPI 101-150		RPI 150+
22- 6	0- 2	2- 0		OVERALL		3- 2	5- 0		12- 2	
15- 0	0- 0	2- 0		HOME		2- 0	4- 0		7- 0	
7- 6	0- 1	0- 0		AWAY		1- 2	1- 0		5- 0	
0- 0	0- 0	0- 0		NEUTRAL		0- 0	0- 0		0- 0	
11- 2	0- 1	1- 0		NON-CONFERENCE		1- 1	4- 0		5- 0	
8- 0	0- 0	1- 0		HOME		1- 0	3- 0		3- 0	
3- 2	0- 1	0- 0		AWAY		0- 1	1- 0		2- 0	
0- 0	0- 0	0- 0		NEUTRAL		0- 0	0- 0		0- 0	
11- 4	0- 1	1- 0		CONFERENCE		2- 1	1- 0		7- 2	
7- 0	0- 0	1- 0		HOME		1- 0	1- 0		4- 0	
4- 4	0- 1	0- 0		AWAY		1- 1	0- 0		3- 2	
0- 0	0- 0	0- 0		NEUTRAL		0- 0	0- 0		0- 0	

RPI 1-25				RPI 26-50				Team's RPI: 44				RPI 51-100				RPI 101+			
RPI	S	Opponent	Score	RPI	S	Opponent	Score	RPI	S	Opponent	Score	RPI	S	Opponent	Score	RPI	S	Opponent	Score
20	A	DePaul	54 77	41	H	George Washington	69 67	55	H	Saint Louis	80 59	102	H	Saint Joseph's	65 51				
21	A	Duquesne	62 74	42	H	James Madison	56 45	71	A	Dayton	59 54	108	H	Toledo	74 63				
								81	A	Drexel	46 58	126	H	Penn St.	70 60				
								82	A	VCU	47 52	138	H	Buffalo	59 32				
								95	H	Georgetown	69 54	144	A	Stony Brook	73 68				
												158	H	Detroit	84 73				
												164	A	Fordham	68 77				
												164	H	Fordham	55 41				
												173	A	Davidson	59 47				
												183	H	George Mason	70 55				
												184	H	Richmond	66 43				
												209	A	Massachusetts	60 69				
												209	H	Massachusetts	66 41				
												212	A	Canisius	59 47				
												220	H	Siena	57 40				
												222	A	Rhode Island	69 56				
												268	A	La Salle	70 63				
												306	A	Colgate	62 38				
												308	H	Niagara	67 55				
LAST 12 Division I GAMES:																			
164	A	Fordham	68 77	184	H	Richmond	66 43												
268	A	La Salle	70 63	102	H	Saint Joseph's	65 51												
41	H	George Washington	69 67	21	A	Duquesne	62 74												
209	A	Massachusetts	60 69	71	A	Dayton	59 54												
55	H	Saint Louis	80 59	183	H	George Mason	70 55												
82	A	VCU	47 52	173	A	Davidson	59 47												

Non-Div I Games:

St. Bonaventure

Average RPI Win:	284	WON-LOST	WINNING	LAST 10	STRENGTH OF	OPP. STRENGTH	TEAM	ADJ.	CONF.	ADJ CONF.
Average RPI Loss:	250	RECORD	PCT. RANK	GAMES	SCHEDULE	OF SCHEDULE	RPI	RPI	RPI	RPI
DIV. I ONLY	7- 20	291	4- 6	337	347	333	333	30	30	
DIV. I NON-CONF.	3- 8	258	0- 0	327	317	322	322	32	32	
TOTALS	RPI 1-25	RPI 26-50	W-L RECORDS	RPI 51-100	RPI 101-150	RPI 150+				
7- 20	0- 0	0- 0	OVERALL	0- 3	0- 0	7- 17				
2- 8	0- 0	0- 0	HOME	0- 1	0- 0	2- 7				
4- 11	0- 0	0- 0	AWAY	0- 1	0- 0	4- 10				
1- 1	0- 0	0- 0	NEUTRAL	0- 1	0- 0	1- 0				
3- 8	0- 0	0- 0	NON-CONFERENCE	0- 3	0- 0	3- 5				
1- 2	0- 0	0- 0	HOME	0- 1	0- 0	1- 1				
1- 5	0- 0	0- 0	AWAY	0- 1	0- 0	1- 4				
1- 1	0- 0	0- 0	NEUTRAL	0- 1	0- 0	1- 0				
4- 12	0- 0	0- 0	CONFERENCE	0- 0	0- 0	4- 12				
1- 6	0- 0	0- 0	HOME	0- 0	0- 0	1- 6				
3- 6	0- 0	0- 0	AWAY	0- 0	0- 0	3- 6				
0- 0	0- 0	0- 0	NEUTRAL	0- 0	0- 0	0- 0				

RPI 1-25			RPI 26-50			RPI 51-100				RPI 101+				Team's RPI: 333	
RPI	S	Opponent	Score	RPI	S	Opponent	Score	RPI	S	Opponent	Score	RPI	S	Opponent	Score
								72	H	Army West Point	35 74	213	A	Sacred Heart	55 63
								77	A	Georgia Tech	51 89	213	H	Sacred Heart	51 68
								95	N	Georgetown	52 74	218	A	Robert Morris	72 65
												218	H	Robert Morris	53 62
												232	A	Manhattan	53 61
												245	H	Loyola Maryland	64 54
												246	A	Bryant	58 57
												246	H	Bryant	42 70
												253	A	Monmouth	54 63
												261	A	Saint Francis (PA)	68 85
												261	H	Saint Francis (PA)	76 83
												284	H	Rider	59 71
												285	A	Central Conn. St.	61 65
												296	A	Vermont	59 55
												309	A	Fairleigh Dickinson	61 65
												309	H	Fairleigh Dickinson	88 78
												316	A	Lafayette	59 77
												324	A	LIU Brooklyn	71 51
												324	H	LIU Brooklyn	62 65
												330	A	Mt. St. Mary's	56 66
												334	A	Saint Peter's	40 44
												341	A	Wagner	53 70
												341	H	Wagner	78 82
												347	N	Norfolk St.	59 55
LAST 12 Division I GAMES:															
				261	A	Saint Francis (PA)	68 85					341	H	Wagner	78 82
				218	A	Robert Morris	72 65					285	A	Central Conn. St.	61 65
				246	A	Bryant	58 57					341	A	Wagner	53 70
				324	H	LIU Brooklyn	62 65					324	A	LIU Brooklyn	71 51
				309	H	Fairleigh Dickinson	88 78					246	H	Bryant	42 70
				213	A	Sacred Heart	55 63					213	H	Sacred Heart	51 68

Non-Div I Games:

St. Francis Brooklyn

Average RPI Win:	152	WON-LOST	WINNING	LAST 10	STRENGTH OF	OPP. STRENGTH	TEAM	ADJ.	CONF.	ADJ CONF.
Average RPI Loss:	55	RECORD	PCT. RANK	GAMES	SCHEDULE	OF SCHEDULE	RPI	RPI	RPI	RPI
DIV. I ONLY	19- 8	69	5- 5	77	61	46	46	6	6	
DIV. I NON-CONF.	9- 2	37	0- 0	150	58	32	32	6	6	
TOTALS	RPI 1-25	RPI 26-50	W-L RECORDS	RPI 51-100	RPI 101-150	RPI 150+				
19- 8	0- 4	3- 2	OVERALL	4- 1	3- 0	9- 1				
10- 2	0- 1	2- 1	HOME	2- 0	1- 0	5- 0				
9- 6	0- 3	1- 1	AWAY	2- 1	2- 0	4- 1				
0- 0	0- 0	0- 0	NEUTRAL	0- 0	0- 0	0- 0				
9- 2	0- 2	1- 0	NON-CONFERENCE	1- 0	0- 0	7- 0				
5- 0	0- 0	1- 0	HOME	0- 0	0- 0	4- 0				
4- 2	0- 2	0- 0	AWAY	1- 0	0- 0	3- 0				
0- 0	0- 0	0- 0	NEUTRAL	0- 0	0- 0	0- 0				
10- 6	0- 2	2- 2	CONFERENCE	3- 1	3- 0	2- 1				
5- 2	0- 1	1- 1	HOME	2- 0	1- 0	1- 0				
5- 4	0- 1	1- 1	AWAY	1- 1	2- 0	1- 1				
0- 0	0- 0	0- 0	NEUTRAL	0- 0	0- 0	0- 0				

RPI 1-25				RPI 26-50				Team's RPI: 46				RPI 51-100				RPI 101+			
RPI	S	Opponent	Score	RPI	S	Opponent	Score	RPI	S	Opponent	Score	RPI	S	Opponent	Score	RPI	S	Opponent	Score
9	A	UCLA	58 73	32	A	Seton Hall	72 64	53	A	Rutgers	69 62	141	A	Creighton	66 55				
20	A	DePaul	71 77	32	H	Seton Hall	71 69	87	A	Marquette	64 67	148	A	Xavier	69 56				
20	H	DePaul	61 71	36	H	South Fla.	74 70	87	H	Marquette	81 77	148	H	Xavier	57 41				
21	A	Duquesne	57 76	50	A	Villanova	54 58	95	A	Georgetown	65 60	165	H	Yale	69 56				
				50	H	Villanova	59 71	95	H	Georgetown	63 55	172	H	Marist	61 47				
												186	A	Butler	58 62				
												186	H	Butler	68 41				
												198	H	Fairfield	73 54				
												213	H	Sacred Heart	67 54				
												214	A	Kansas	86 71				
												263	A	Providence	80 61				
												270	A	UCF	70 42				
												338	A	UC Irvine	85 63				
LAST 12 Division I GAMES:																			
186	A	Butler	58 62	87	A	Marquette	64 67												
148	A	Xavier	69 56	148	H	Xavier	57 41												
95	H	Georgetown	63 55	186	H	Butler	68 41												
50	H	Villanova	59 71	50	A	Villanova	54 58												
32	A	Seton Hall	72 64	95	A	Georgetown	65 60												
20	A	DePaul	71 77	32	H	Seton Hall	71 69												

Non-Div I Games:

St. John's (NY)

■ Loss, ■ Non-Conf, S Site, H Home A Away N Neutral

St. Mary's (CA)

Through Games Of Feb. 24, 2016

Average RPI Win:	170	WON-LOST	WINNING	LAST 10	STRENGTH OF	OPP. STRENGTH	TEAM	ADJ.	CONF.	ADJ CONF.
Average RPI Loss:	95	RECORD	PCT. RANK	GAMES	SCHEDULE	OF SCHEDULE	RPI	RPI	RPI	RPI
DIV. I ONLY	21- 6	37	8- 2	130	88	58	58	8	8	
DIV. I NON-CONF.	9- 2	37	0- 0	162	92	67	67	9	9	
TOTALS	RPI 1-25	RPI 26-50	W-L RECORDS	RPI 51-100	RPI 101-150	RPI 150+				
21- 6	0- 2	1- 1	OVERALL	5- 1	3- 0	12- 2				
10- 4	0- 1	0- 1	HOME	2- 1	2- 0	6- 1				
10- 2	0- 1	0- 0	AWAY	3- 0	1- 0	6- 1				
1- 0	0- 0	1- 0	NEUTRAL	0- 0	0- 0	0- 0				
9- 2	0- 0	1- 1	NON-CONFERENCE	2- 0	1- 0	5- 1				
4- 2	0- 0	0- 1	HOME	1- 0	1- 0	2- 1				
4- 0	0- 0	0- 0	AWAY	1- 0	0- 0	3- 0				
1- 0	0- 0	1- 0	NEUTRAL	0- 0	0- 0	0- 0				
12- 4	0- 2	0- 0	CONFERENCE	3- 1	2- 0	7- 1				
6- 2	0- 1	0- 0	HOME	1- 1	1- 0	4- 0				
6- 2	0- 1	0- 0	AWAY	2- 0	1- 0	3- 1				
0- 0	0- 0	0- 0	NEUTRAL	0- 0	0- 0	0- 0				

RPI 1-25				RPI 26-50				RPI 51-100 Team's RPI: 58				RPI 101+			
RPI	S	Opponent	Score	RPI	S	Opponent	Score	RPI	S	Opponent	Score	RPI	S	Opponent	Score
12	A	BYU	59 65	28	H	Missouri	78 95	64	H	Santa Clara	67 73	107	A	Gonzaga	69 68
12	H	BYU	44 65	50	N	Villanova	67 60	76	H	Washington St.	75 71	107	H	Gonzaga	66 47
								78	A	San Diego	73 68	134	H	Fresno St.	83 81
								78	H	San Diego	68 60	154	A	Pacific	82 73
								97	A	California	64 63	154	H	Pacific	83 75
								99	A	San Francisco	78 68	176	A	Northern Colo.	65 52
												187	H	UC Davis	71 78
												195	H	San Jose St.	91 81
												197	H	Cal Poly	87 83
												241	A	Loyola Marymount	91 81
												241	H	Loyola Marymount	72 57
												247	A	Wyoming	70 64
												266	A	Pepperdine	58 62
												266	H	Pepperdine	88 72
												286	A	Portland	78 51
												286	H	Portland	95 53
												298	A	CSUN	93 59
LAST 12 Division I GAMES:															
286	H	Portland	95 53	154	H	Pacific	83 75								
107	H	Gonzaga	66 47	286	A	Portland	78 51								
241	A	Loyola Marymount	91 81	107	A	Gonzaga	69 68								
266	A	Pepperdine	58 62	154	A	Pacific	82 73								
12	H	BYU	44 65	266	H	Pepperdine	88 72								
78	H	San Diego	68 60	241	H	Loyola Marymount	72 57								

Non-Div I Games:

St. Mary's (CA)

■ Loss,
 ■ Non-Conf,
 ■ S Site,
 ■ Home
 ■ A Away
 N Neutral

Average RPI Win: 101	WON-LOST	WINNING	LAST 10	STRENGTH OF	OPP. STRENGTH	TEAM	ADJ.	CONF.	ADJ CONF.
Average RPI Loss: 17	RECORD	PCT. RANK	GAMES	SCHEDULE	OF SCHEDULE	RPI	RPI	RPI	RPI
DIV. I ONLY	22- 6	31	8- 2	9	6	10	10	1	1
DIV. I NON-CONF.	10- 2	33	0- 0	9	27	4	4	1	1
TOTALS	RPI 1-25	RPI 26-50	W-L RECORDS	RPI 51-100	RPI 101-150	RPI 150+			
22- 6	1- 5	3- 0	OVERALL	10- 1	3- 0	5- 0			
11- 2	1- 1	2- 0	HOME	4- 1	1- 0	3- 0			
8- 4	0- 4	1- 0	AWAY	3- 0	2- 0	2- 0			
3- 0	0- 0	0- 0	NEUTRAL	3- 0	0- 0	0- 0			
10- 2	1- 1	1- 0	NON-CONFERENCE	4- 1	1- 0	3- 0			
5- 1	1- 0	1- 0	HOME	1- 1	0- 0	2- 0			
2- 1	0- 1	0- 0	AWAY	0- 0	1- 0	1- 0			
3- 0	0- 0	0- 0	NEUTRAL	3- 0	0- 0	0- 0			
12- 4	0- 4	2- 0	CONFERENCE	6- 0	2- 0	2- 0			
6- 1	0- 1	1- 0	HOME	3- 0	1- 0	1- 0			
6- 3	0- 3	1- 0	AWAY	3- 0	1- 0	1- 0			
0- 0	0- 0	0- 0	NEUTRAL	0- 0	0- 0	0- 0			

RPI	S	Opponent	Score	RPI	S	Opponent	Score	RPI	S	Opponent	Score	RPI	S	Opponent	Score
6	A	Oregon St.	50 58	30	H	Washington	69 53	51	H	Chattanooga	73 30	107	A	Gonzaga	65 48
7	A	Texas	69 77	40	A	Southern California	57 47	57	N	Purdue	71 65	136	A	Arizona	59 34
8	A	Arizona St.	31 49	41	H	George Washington	84 63	60	A	Oregon	64 62	136	H	Arizona	82 58
8	H	Arizona St.	61 63					64	H	Santa Clara	58 61	175	H	Cornell	93 38
9	A	UCLA	36 56					71	N	Dayton	74 66	177	A	Colorado	80 49
23	H	Tennessee	69 55					76	H	Washington St.	69 52	177	H	Colorado	71 56
								80	A	Utah	72 54	187	A	UC Davis	74 45
								80	H	Utah	72 52	240	H	CSU Bakersfield	83 41
								90	N	Missouri St.	82 65				
								97	A	California	60 55				
								97	H	California	53 46				
LAST 12 Division I GAMES:															
80	A	Utah	72 54	76	H	Washington St.	69 52								
177	A	Colorado	80 49	30	H	Washington	69 53								
8	H	Arizona St.	61 63	9	A	UCLA	36 56								
136	H	Arizona	82 58	40	A	Southern California	57 47								
97	A	California	60 55	6	A	Oregon St.	50 58								
97	H	California	53 46	60	A	Oregon	64 62								

Non-Div I Games:

Stanford

■ Loss,
■ Non-Conf, S Site,
■ Home
■ Away
N Neutral

Average RPI Win:	248	WON-LOST	WINNING	LAST 10	STRENGTH OF	OPP. STRENGTH	TEAM	ADJ.	CONF.	ADJ CONF.
Average RPI Loss:	184	RECORD	PCT. RANK	GAMES	SCHEDULE	OF SCHEDULE	RPI	RPI	RPI	RPI
DIV. I ONLY	13- 10	133	9- 1	293	280	211	211	28	28	
DIV. I NON-CONF.	3- 5	218	0- 0	127	260	205	205	26	26	
TOTALS	RPI 1-25	RPI 26-50	W-L RECORDS	RPI 51-100	RPI 101-150	RPI 150+				
13- 10	0- 0	0- 0	OVERALL	0- 2	2- 3	11- 5				
6- 4	0- 0	0- 0	HOME	0- 1	1- 2	5- 1				
5- 4	0- 0	0- 0	AWAY	0- 1	0- 0	5- 3				
2- 2	0- 0	0- 0	NEUTRAL	0- 0	1- 1	1- 1				
3- 5	0- 0	0- 0	NON-CONFERENCE	0- 1	1- 2	2- 2				
1- 1	0- 0	0- 0	HOME	0- 0	0- 1	1- 0				
0- 2	0- 0	0- 0	AWAY	0- 1	0- 0	0- 1				
2- 2	0- 0	0- 0	NEUTRAL	0- 0	1- 1	1- 1				
10- 5	0- 0	0- 0	CONFERENCE	0- 1	1- 1	9- 3				
5- 3	0- 0	0- 0	HOME	0- 1	1- 1	4- 1				
5- 2	0- 0	0- 0	AWAY	0- 0	0- 0	5- 2				
0- 0	0- 0	0- 0	NEUTRAL	0- 0	0- 0	0- 0				

RPI 1-25				RPI 26-50				RPI 51-100				RPI 101+ Team's RPI: 211					
RPI	S	Opponent	Score	RPI	S	Opponent	Score	RPI	S	Opponent	Score	RPI	S	Opponent	Score		
								66	H	Abilene Christian	70	85	110	H	Central Ark.	53	55
								86	A	TCU	55	88	125	N	IUPUI	55	62
													128	H	Northwestern St.	68	52
													145	N	SIUE	82	74
													149	H	UT Arlington	63	67
													157	H	McNeese St.	80	55
													171	A	Louisiana Tech	44	76
													199	N	Weber St.	46	56
													207	N	Indiana St.	71	62
													223	H	Rice	59	45
													231	H	Sam Houston St.	70	63
													244	A	Houston Baptist	64	50
													287	A	Lamar	79	77
													287	H	Lamar	60	64
													307	A	Southeastern La.	56	65
													312	A	A&M-Corpus Christi	71	66
													312	H	A&M-Corpus Christi	72	59
													319	A	Nicholls St.	89	67
													332	A	Incarnate Word	82	66
													332	H	Incarnate Word	74	62
													336	A	New Orleans	57	58
LAST 12 Division I GAMES:																	
				332	A	Incarnate Word	82	66					128	H	Northwestern St.	68	52
				319	A	Nicholls St.	89	67					312	A	A&M-Corpus Christi	71	66
				287	A	Lamar	79	77					231	H	Sam Houston St.	70	63
				312	H	A&M-Corpus Christi	72	59					287	H	Lamar	60	64
				332	H	Incarnate Word	74	62					66	H	Abilene Christian	70	85
				244	A	Houston Baptist	64	50					336	A	New Orleans	57	58

Non-Div I Games: Texas-Tyler 91 69 Tex. A&M-Commerce 75 65 LSU-Shreveport 94 39

Stephen F. Austin

Loss, Non-Conf, S Site, H Home A Away N Neutral

Average RPI Win:	286	WON-LOST	WINNING	LAST 10	STRENGTH OF	OPP. STRENGTH	TEAM	ADJ.	CONF.	ADJ CONF.
Average RPI Loss:	127	RECORD	PCT. RANK	GAMES	SCHEDULE	OF SCHEDULE	RPI	RPI	RPI	RPI
DIV. I ONLY	15- 9	98	8- 2	329	239	189	189	29	29	
DIV. I NON-CONF.	6- 5	146	0- 0	274	117	188	188	28	28	
TOTALS	RPI 1-25	RPI 26-50	W-L RECORDS	RPI 51-100	RPI 101-150	RPI 150+				
15- 9	0- 2	0- 0	OVERALL	0- 2	1- 2	14- 3				
8- 2	0- 0	0- 0	HOME	0- 0	1- 0	7- 2				
7- 5	0- 2	0- 0	AWAY	0- 1	0- 1	7- 1				
0- 2	0- 0	0- 0	NEUTRAL	0- 1	0- 1	0- 0				
6- 5	0- 2	0- 0	NON-CONFERENCE	0- 1	0- 1	6- 1				
3- 1	0- 0	0- 0	HOME	0- 0	0- 0	3- 1				
3- 2	0- 2	0- 0	AWAY	0- 0	0- 0	3- 0				
0- 2	0- 0	0- 0	NEUTRAL	0- 1	0- 1	0- 0				
9- 4	0- 0	0- 0	CONFERENCE	0- 1	1- 1	8- 2				
5- 1	0- 0	0- 0	HOME	0- 0	1- 0	4- 1				
4- 3	0- 0	0- 0	AWAY	0- 1	0- 1	4- 1				
0- 0	0- 0	0- 0	NEUTRAL	0- 0	0- 0	0- 0				

RPI 1-25				RPI 26-50				RPI 51-100				RPI 101+ Team's RPI: 189			
RPI	S	Opponent	Score	RPI	S	Opponent	Score	RPI	S	Opponent	Score	RPI	S	Opponent	Score
18	A	Georgia	55 76					67	A	FGCU	48 61	140	A	Jacksonville	49 69
23	A	Tennessee	56 90					70	N	Minnesota	69 72	140	H	Jacksonville	66 61
												150	N	Boise St.	65 71
												152	H	Hampton	68 59
												203	A	USC Upstate	58 73
												203	H	USC Upstate	56 61
												255	A	Bethune-Cookman	62 38
												257	A	UNCW	52 49
												265	H	Georgia St.	72 80
												270	H	UCF	83 68
												280	H	Ga. Southern	79 57
												295	A	Kennesaw St.	57 54
												295	H	Kennesaw St.	77 62
												326	A	North Florida	67 56
												326	H	North Florida	81 61
												331	A	Lipscomb	83 62
												331	H	Lipscomb	79 75
												337	A	Eastern Ill.	68 66
												345	A	NJIT	74 56
												345	H	NJIT	60 55
LAST 12 Division I GAMES:															
295	H	Kennesaw St.	77 62	326	H	North Florida	81 61								
331	H	Lipscomb	79 75	140	A	Jacksonville	49 69								
345	A	NJIT	74 56	331	A	Lipscomb	83 62								
203	A	USC Upstate	58 73	295	A	Kennesaw St.	57 54								
326	A	North Florida	67 56	203	H	USC Upstate	56 61								
140	H	Jacksonville	66 61	345	H	NJIT	60 55								

Non-Div I Games: Trinity Baptist 107 30 Armstrong St. 61 45 Flagler 84 47

Stetson

Loss, Non-Conf, S Site, H Home A Away N Neutral

Stony Brook

Through Games Of Feb. 24, 2016

Average RPI Win:	243	WON-LOST	WINNING	LAST 10	STRENGTH OF	OPP. STRENGTH	TEAM	ADJ.	CONF.	ADJ CONF.
Average RPI Loss:	112	RECORD	PCT. RANK	GAMES	SCHEDULE	OF SCHEDULE	RPI	RPI	RPI	RPI
DIV. I ONLY	16- 12	129	3- 7	180	208	144	144	15	15	
DIV. I NON-CONF.	8- 5	120	0- 0	206	204	131	131	18	18	
TOTALS	RPI 1-25	RPI 26-50	W-L RECORDS	RPI 51-100	RPI 101-150	RPI 150+				
16- 12	0- 1	0- 3	OVERALL	1- 3	1- 0	14- 5				
9- 5	0- 0	0- 2	HOME	1- 1	1- 0	7- 2				
7- 7	0- 1	0- 1	AWAY	0- 2	0- 0	7- 3				
0- 0	0- 0	0- 0	NEUTRAL	0- 0	0- 0	0- 0				
8- 5	0- 1	0- 1	NON-CONFERENCE	1- 1	1- 0	6- 2				
4- 2	0- 0	0- 1	HOME	1- 0	1- 0	2- 1				
4- 3	0- 1	0- 0	AWAY	0- 1	0- 0	4- 1				
0- 0	0- 0	0- 0	NEUTRAL	0- 0	0- 0	0- 0				
8- 7	0- 0	0- 2	CONFERENCE	0- 2	0- 0	8- 3				
5- 3	0- 0	0- 1	HOME	0- 1	0- 0	5- 1				
3- 4	0- 0	0- 1	AWAY	0- 1	0- 0	3- 2				
0- 0	0- 0	0- 0	NEUTRAL	0- 0	0- 0	0- 0				

RPI 1-25				RPI 26-50				RPI 51-100				RPI 101+ Team's RPI: 144			
RPI	S	Opponent	Score	RPI	S	Opponent	Score	RPI	S	Opponent	Score	RPI	S	Opponent	Score
16	A	Syracuse	49 64	44	H	St. Bonaventure	68 73	69	A	Maine	52 55	115	H	Iona	58 53
				48	A	Albany (NY)	54 73	69	H	Maine	43 60	165	A	Yale	57 62
				48	H	Albany (NY)	49 62	74	A	Hofstra	66 71	167	A	UMBC	69 60
								100	H	Harvard	64 63	167	H	UMBC	65 69
												168	H	Ole Miss	57 72
												175	A	Cornell	58 49
												217	A	Hartford	45 42
												217	H	Hartford	58 35
												235	A	Binghamton	47 54
												235	H	Binghamton	64 58
												237	A	Columbia	79 71
												238	A	New Hampshire	46 49
												238	H	New Hampshire	63 54
												243	H	Morgan St.	46 42
												296	H	Vermont	73 59
												323	A	UMass Lowell	64 50
												323	H	UMass Lowell	60 46
												324	H	LIU Brooklyn	71 54
												334	A	Saint Peter's	69 35
												341	A	Wagner	73 62
LAST 12 Division I GAMES:															
				69	H	Maine	43 60	235	A	Binghamton	47 54				
				48	H	Albany (NY)	49 62	296	H	Vermont	73 59				
				238	A	New Hampshire	46 49	69	A	Maine	52 55				
				167	H	UMBC	65 69	48	A	Albany (NY)	54 73				
				217	A	Hartford	45 42	217	H	Hartford	58 35				
				323	H	UMass Lowell	60 46	238	H	New Hampshire	63 54				

Non-Div I Games:

Stony Brook

Loss, Non-Conf, S Site, H Home A Away N Neutral

Average RPI Win: 135		WON-LOST	WINNING	LAST 10	STRENGTH OF	OPP. STRENGTH	TEAM	ADJ.	CONF.	ADJ CONF.
Average RPI Loss: 30		RECORD	PCT. RANK	GAMES	SCHEDULE	OF SCHEDULE	RPI	RPI	RPI	RPI
DIV. I ONLY		22- 6	31	8- 2	33	40	16	16	4	4
DIV. I NON-CONF.		10- 3	61	0- 0	67	98	45	45	5	5
TOTALS		RPI 1-25	RPI 26-50		W-L RECORDS		RPI 51-100	RPI 101-150	RPI 150+	
22- 6	1- 5	3- 0		OVERALL		4- 0	7- 1	7- 0		
14- 2	1- 2	0- 0		HOME		3- 0	5- 0	5- 0		
6- 4	0- 3	2- 0		AWAY		1- 0	2- 1	1- 0		
2- 0	0- 0	1- 0		NEUTRAL		0- 0	0- 0	1- 0		
10- 3	0- 3	1- 0		NON-CONFERENCE		1- 0	2- 0	6- 0		
7- 1	0- 1	0- 0		HOME		1- 0	2- 0	4- 0		
1- 2	0- 2	0- 0		AWAY		0- 0	0- 0	1- 0		
2- 0	0- 0	1- 0		NEUTRAL		0- 0	0- 0	1- 0		
12- 3	1- 2	2- 0		CONFERENCE		3- 0	5- 1	1- 0		
7- 1	1- 1	0- 0		HOME		2- 0	3- 0	1- 0		
5- 2	0- 1	2- 0		AWAY		1- 0	2- 1	0- 0		
0- 0	0- 0	0- 0		NEUTRAL		0- 0	0- 0	0- 0		

RPI	S	Opponent	Score	RPI	S	Opponent	Score	RPI	S	Opponent	Score	RPI	S	Opponent	Score
1	A	Notre Dame	62 90	26	A	Miami (FL)	57 51	52	H	Duke	86 50	113	A	Wake Forest	91 65
8	H	Arizona St.	54 61	30	N	Washington	66 62	77	H	Georgia Tech	71 52	117	H	Virginia Tech	60 39
11	A	Maryland	64 82	45	A	North Carolina St.	55 52	81	H	Drexel	83 62	119	H	Boston College	62 61
15	H	Louisville	53 71					94	A	Virginia	91 57	120	A	Pittsburgh	70 56
17	H	Florida St.	83 73									120	H	Pittsburgh	71 48
23	A	Tennessee	55 57									124	A	North Carolina	73 77
												140	H	Jacksonville	65 49
												144	H	Stony Brook	64 49
												164	N	Fordham	76 54
												205	H	UTRGV	91 32
												222	A	Rhode Island	57 54
												243	H	Morgan St.	90 61
												251	H	Clemson	83 62
												256	H	Coppin St.	88 56
												335	H	Howard	97 48
LAST 12 Division I GAMES:															
120	A	Pittsburgh	70 56	26	A	Miami (FL)	57 51	119	H	Boston College	62 61	15	H	Louisville	53 71
17	H	Florida St.	83 73					1	A	Notre Dame	62 90	113	A	Wake Forest	91 65
45	A	North Carolina St.	55 52					120	H	Pittsburgh	71 48				
94	A	Virginia	91 57												
77	H	Georgia Tech	71 52												
251	H	Clemson	83 62												

Non-Div I Games:

Syracuse

■ Loss,
■ Non-Conf,
■ S Site,
■ H Home
■ A Away
N Neutral

TCU				STRENGTH OF SCHEDULE	OPP. STRENGTH OF SCHEDULE	TEAM RPI	ADJ. RPI	CONF. RPI	ADJ CONF. RPI
Average RPI Win:	188	WON-LOST RECORD	WINNING PCT. RANK						
Average RPI Loss:	35		LAST 10 GAMES						
DIV. I ONLY	15- 12	136	4- 6	60	32	86	86	3	3
DIV. I NON-CONF.	8- 3	77	0- 0	261	155	138	138	3	3

TOTALS	RPI 1-25	RPI 26-50	W-L RECORDS	RPI 51-100	RPI 101-150	RPI 150+			
15- 12	1- 6	1- 5	OVERALL	0- 0	4- 0	9- 1			
11- 5	1- 3	1- 2	HOME	0- 0	2- 0	7- 0			
4- 7	0- 3	0- 3	AWAY	0- 0	2- 0	2- 1			
0- 0	0- 0	0- 0	NEUTRAL	0- 0	0- 0	0- 0			
8- 3	0- 2	0- 0	NON-CONFERENCE	0- 0	0- 0	8- 1			
7- 1	0- 1	0- 0	HOME	0- 0	0- 0	7- 0			
1- 2	0- 1	0- 0	AWAY	0- 0	0- 0	1- 1			
0- 0	0- 0	0- 0	NEUTRAL	0- 0	0- 0	0- 0			
7- 9	1- 4	1- 5	CONFERENCE	0- 0	4- 0	1- 0			
4- 4	1- 2	1- 2	HOME	0- 0	2- 0	0- 0			
3- 5	0- 2	0- 3	AWAY	0- 0	2- 0	1- 0			
0- 0	0- 0	0- 0	NEUTRAL	0- 0	0- 0	0- 0			

RPI 1-25				RPI 26-50				RPI 51-100				Team's RPI: 86		RPI 101+			
RPI	S	Opponent	Score	RPI	S	Opponent	Score	RPI	S	Opponent	Score			RPI	S	Opponent	Score
1	H	Notre Dame	72 88	33	A	West Virginia	72 83							104	A	Iowa St.	72 62
3	A	Baylor	55 72	33	H	West Virginia	84 97							104	H	Iowa St.	79 69
3	H	Baylor	75 81	34	A	Oklahoma	64 77							142	A	Texas Tech	78 69
7	H	Texas	58 65	34	H	Oklahoma	65 78							142	H	Texas Tech	69 48
13	A	Texas A&M	78 82	47	A	Kansas St.	49 58							160	A	SMU	89 79
22	A	Oklahoma St.	52 80	47	H	Kansas St.	87 73							186	A	Butler	53 65
22	H	Oklahoma St.	79 65											205	H	UTRGV	71 67
														211	H	Stephen F. Austin	88 55
														214	A	Kansas	70 44
														231	H	Sam Houston St.	85 59
														279	H	Prairie View	69 60
														289	H	La.-Monroe	80 42
														329	H	Southern Utah	76 47
														336	H	New Orleans	85 36
LAST 12 Division I GAMES:																	
				33	A	West Virginia	72 83	22	A	Oklahoma St.	52 80						
				22	H	Oklahoma St.	79 65	104	A	Iowa St.	72 62						
				214	A	Kansas	70 44	33	H	West Virginia	84 97						
				104	H	Iowa St.	79 69	7	H	Texas	58 65						
				3	H	Baylor	75 81	47	A	Kansas St.	49 58						
				34	A	Oklahoma	64 77	142	H	Texas Tech	69 48						

Non-Div I Games:

TCU

■ Loss,
 ■ Non-Conf,
 ■ S Site,
 ■ H Home
 ■ A Away
 N Neutral

Average RPI Win:	173	WON-LOST	WINNING	LAST 10	STRENGTH OF	OPP. STRENGTH	TEAM	ADJ.	CONF.	ADJ CONF.
Average RPI Loss:	63	RECORD	PCT. RANK	GAMES	SCHEDULE	OF SCHEDULE	RPI	RPI	RPI	RPI
DIV. I ONLY	18- 9	78	7- 3	79	73	61	61	9	9	
DIV. I NON-CONF.	6- 5	146	0- 1	43	47	98	98	7	7	
TOTALS	RPI 1-25	RPI 26-50	W-L RECORDS	RPI 51-100	RPI 101-150	RPI 150+				
18- 9	1- 3	2- 1	OVERALL	2- 2	1- 2	12- 1				
11- 3	1- 1	2- 1	HOME	1- 0	1- 1	6- 0				
7- 6	0- 1	0- 0	AWAY	1- 1	0- 0	6- 0				
0- 0	0- 0	0- 0	NEUTRAL	0- 0	0- 0	0- 0				
6- 5	1- 1	1- 1	NON-CONFERENCE	0- 2	0- 1	4- 0				
4- 2	1- 0	1- 1	HOME	0- 0	0- 1	2- 0				
2- 3	0- 1	0- 0	AWAY	0- 2	0- 0	2- 0				
0- 0	0- 0	0- 0	NEUTRAL	0- 0	0- 0	0- 0				
12- 4	0- 2	1- 0	CONFERENCE	2- 0	1- 1	8- 1				
7- 1	0- 1	1- 0	HOME	1- 0	1- 0	4- 0				
5- 3	0- 1	0- 0	AWAY	1- 0	0- 1	4- 1				
0- 0	0- 0	0- 0	NEUTRAL	0- 0	0- 0	0- 0				

RPI	S	Opponent	Score	RPI	S	Opponent	Score	RPI	S	Opponent	Score	RPI	S	Opponent	Score
4	A	UConn	49 104	29	H	Penn	54 60	53	A	Rutgers	51 61	102	H	Saint Joseph's	67 70
4	H	UConn	60 85	36	H	South Fla.	68 66	84	A	Tulane	72 54	103	A	Memphis	97 100
17	A	Florida St.	47 75	50	H	Villanova	61 55	84	H	Tulane	72 67	103	H	Memphis	82 58
19	H	Florida	97 91					98	A	Quinnipiac	56 58	159	A	East Carolina	83 63
												160	A	SMU	67 69
												160	H	SMU	55 35
												164	A	Fordham	57 44
												192	H	Tulsa	66 46
												210	A	Cincinnati	74 49
												210	H	Cincinnati	74 51
												213	H	Sacred Heart	92 62
												268	A	La Salle	77 48
												270	A	UCF	71 63
												283	A	Houston	75 66
												283	H	Houston	78 48
												327	H	Delaware St.	100 59
LAST 12 Division I GAMES:															
84	H	Tulane	72 67	159	A	East Carolina	83 63								
103	A	Memphis	97 100	84	A	Tulane	72 54								
4	H	UConn	60 85	283	H	Houston	78 48								
210	A	Cincinnati	74 49	29	H	Penn	54 60								
36	H	South Fla.	68 66	4	A	UConn	49 104								
160	H	SMU	55 35	270	A	UCF	71 63								

Non-Div I Games:

Temple

Tennessee

Through Games Of Feb. 24, 2016

Average RPI Win:	106	WON-LOST	WINNING	LAST 10	STRENGTH OF	OPP. STRENGTH	TEAM	ADJ.	CONF.	ADJ CONF.
Average RPI Loss:	42	RECORD	PCT. RANK	GAMES	SCHEDULE	OF SCHEDULE	RPI	RPI	RPI	RPI
DIV. I ONLY	16- 11	120	5- 5	1	22	23	23	2	2	
DIV. I NON-CONF.	9- 4	95	0- 1	2	35	9	9	2	2	
TOTALS	RPI 1-25	RPI 26-50	W-L RECORDS	RPI 51-100	RPI 101-150	RPI 150+				
16- 11	2- 7	2- 1	OVERALL	4- 0	3- 3	5- 0				
12- 4	1- 3	1- 0	HOME	3- 0	3- 1	4- 0				
4- 7	1- 4	1- 1	AWAY	1- 0	0- 2	1- 0				
0- 0	0- 0	0- 0	NEUTRAL	0- 0	0- 0	0- 0				
9- 4	2- 3	1- 0	NON-CONFERENCE	1- 0	2- 1	3- 0				
7- 2	1- 1	1- 0	HOME	1- 0	2- 1	2- 0				
2- 2	1- 2	0- 0	AWAY	0- 0	0- 0	1- 0				
0- 0	0- 0	0- 0	NEUTRAL	0- 0	0- 0	0- 0				
7- 7	0- 4	1- 1	CONFERENCE	3- 0	1- 2	2- 0				
5- 2	0- 2	0- 0	HOME	2- 0	1- 0	2- 0				
2- 5	0- 2	1- 1	AWAY	1- 0	0- 2	0- 0				
0- 0	0- 0	0- 0	NEUTRAL	0- 0	0- 0	0- 0				

RPI	S	Opponent	Score
1	A	Notre Dame	66 79
2	H	South Carolina	56 62
6	A	Oregon St.	53 50
7	H	Texas	53 64
10	A	Stanford	55 69
13	A	Texas A&M	71 76
14	A	Kentucky	63 64
16	H	Syracuse	57 55
19	H	Florida	66 74

RPI	S	Opponent	Score
28	A	Missouri	71 55
31	A	Mississippi St.	63 65
48	H	Albany (NY)	63 55

RPI	S	Opponent	Score
51	H	Chattanooga	59 57
56	H	Auburn	79 52
83	A	Vanderbilt	69 51
83	H	Vanderbilt	58 49

RPI	S	Opponent	Score
110	H	Central Ark.	102 47
117	H	Virginia Tech	43 57
121	A	LSU	56 57
126	H	Penn St.	74 66
132	A	Arkansas	59 64
132	H	Arkansas	75 57
156	H	Alabama	70 42
162	H	ETSU	85 49
168	H	Ole Miss	57 51
189	H	Stetson	90 56
288	A	Wichita St.	58 51

LAST 12 Division I GAMES:

121	A	LSU	56 57
168	H	Ole Miss	57 51
2	H	South Carolina	56 62
83	A	Vanderbilt	69 51
13	A	Texas A&M	71 76
132	H	Arkansas	75 57
156	H	Alabama	70 42
31	A	Mississippi St.	63 65
14	A	Kentucky	63 64
83	H	Vanderbilt	58 49
1	A	Notre Dame	66 79
132	A	Arkansas	59 64

Non-Div I Games:

Tennessee

■ Loss,
 ■ Non-Conf, S Site,
 ■ Home
 ■ Away
 N Neutral

Tennessee St.

Through Games Of Feb. 24, 2016

Average RPI Win:	279	WON-LOST	WINNING	LAST 10	STRENGTH OF	OPP. STRENGTH	TEAM	ADJ.	CONF.	ADJ CONF.
Average RPI Loss:	157	RECORD	PCT. RANK	GAMES	SCHEDULE	OF SCHEDULE	RPI	RPI	RPI	RPI
DIV. I ONLY	10- 16	244	3- 7	242	242	252	252	24	24	
DIV. I NON-CONF.	3- 8	258	0- 0	109	148	219	219	24	24	
TOTALS	RPI 1-25	RPI 26-50	W-L RECORDS	RPI 51-100	RPI 101-150	RPI 150+				
10- 16	0- 1	0- 2	OVERALL	0- 2	1- 2	9- 9				
7- 2	0- 0	0- 0	HOME	0- 0	1- 0	6- 2				
2- 12	0- 1	0- 2	AWAY	0- 2	0- 2	2- 5				
1- 2	0- 0	0- 0	NEUTRAL	0- 0	0- 0	1- 2				
3- 8	0- 1	0- 2	NON-CONFERENCE	0- 0	0- 2	3- 3				
2- 0	0- 0	0- 0	HOME	0- 0	0- 0	2- 0				
0- 6	0- 1	0- 2	AWAY	0- 0	0- 2	0- 1				
1- 2	0- 0	0- 0	NEUTRAL	0- 0	0- 0	1- 2				
7- 8	0- 0	0- 0	CONFERENCE	0- 2	1- 0	6- 6				
5- 2	0- 0	0- 0	HOME	0- 0	1- 0	4- 2				
2- 6	0- 0	0- 0	AWAY	0- 2	0- 0	2- 4				
0- 0	0- 0	0- 0	NEUTRAL	0- 0	0- 0	0- 0				

RPI 1-25				RPI 26-50				RPI 51-100				RPI 101+ Team's RPI: 252			
RPI	S	Opponent	Score	RPI	S	Opponent	Score	RPI	S	Opponent	Score	RPI	S	Opponent	Score
14	A	Kentucky	39 81	31	A	Mississippi St.	54 82	91	A	UT Martin	50 77	131	A	Youngstown St.	58 69
				38	A	Indiana	56 88	92	A	Belmont	65 80	135	A	Southern Ill.	70 79
												145	H	SIUE	73 61
												153	A	Illinois	43 98
												188	N	Fla. Atlantic	64 69
												194	A	Eastern Ky.	67 78
												194	H	Eastern Ky.	66 70
												208	N	Utah St.	46 63
												215	A	Southeast Mo. St.	65 75
												242	H	Texas Southern	72 56
												271	H	Austin Peay	66 58
												272	H	Murray St.	69 58
												273	A	Tennessee Tech	60 70
												273	H	Tennessee Tech	56 64
												278	N	Alabama St.	74 64
												289	A	Jacksonville St.	55 69
												289	H	Jacksonville St.	50 40
												313	A	Morehead St.	68 60
												313	H	Morehead St.	78 76
												331	H	Lipscomb	77 65
												337	A	Eastern Ill.	62 53
LAST 12 Division I GAMES:															
				313	A	Morehead St.	68 60					289	A	Jacksonville St.	55 69
				289	H	Jacksonville St.	50 40					91	A	UT Martin	50 77
				194	A	Eastern Ky.	67 78					92	A	Belmont	65 80
				273	H	Tennessee Tech	56 64					273	A	Tennessee Tech	60 70
				313	H	Morehead St.	78 76					272	H	Murray St.	69 58
				194	H	Eastern Ky.	66 70					271	H	Austin Peay	66 58

Non-Div I Games: Lane 75 44 North Ala. 58 40

Tennessee St.

■ Loss,
 ■ Non-Conf,
 ■ S Site,
 ■ Home
 ■ A Away
 N Neutral

Average RPI Win:	282	WON-LOST	WINNING	LAST 10	STRENGTH OF	OPP. STRENGTH	TEAM	ADJ.	CONF.	ADJ CONF.
Average RPI Loss:	151	RECORD	PCT. RANK	GAMES	SCHEDULE	OF SCHEDULE	RPI	RPI	RPI	RPI
DIV. I ONLY	10- 18	258	5- 5	238	225	273	273	24	24	
DIV. I NON-CONF.	4- 9	245	0- 0	157	133	246	246	24	24	
TOTALS	RPI 1-25	RPI 26-50	W-L RECORDS	RPI 51-100	RPI 101-150	RPI 150+				
10- 18	0- 2	0- 1	OVERALL	0- 4	0- 4	10- 7				
7- 8	0- 1	0- 1	HOME	0- 1	0- 2	7- 3				
3- 10	0- 1	0- 0	AWAY	0- 3	0- 2	3- 4				
0- 0	0- 0	0- 0	NEUTRAL	0- 0	0- 0	0- 0				
4- 9	0- 2	0- 1	NON-CONFERENCE	0- 1	0- 3	4- 2				
3- 5	0- 1	0- 1	HOME	0- 0	0- 1	3- 2				
1- 4	0- 1	0- 0	AWAY	0- 1	0- 2	1- 0				
0- 0	0- 0	0- 0	NEUTRAL	0- 0	0- 0	0- 0				
6- 9	0- 0	0- 0	CONFERENCE	0- 3	0- 1	6- 5				
4- 3	0- 0	0- 0	HOME	0- 1	0- 1	4- 1				
2- 6	0- 0	0- 0	AWAY	0- 2	0- 0	2- 4				
0- 0	0- 0	0- 0	NEUTRAL	0- 0	0- 0	0- 0				

RPI 1-25				RPI 26-50				RPI 51-100				RPI 101+ Team's RPI: 273			
RPI	S	Opponent	Score	RPI	S	Opponent	Score	RPI	S	Opponent	Score	RPI	S	Opponent	Score
15	H	Louisville	54 76	43	H	Arkansas St.	55 77	68	A	Middle Tenn.	53 69	111	H	Mercer	47 63
18	A	Georgia	48 81					91	A	UT Martin	53 67	139	A	Northern Ky.	62 88
								92	A	Belmont	49 70	145	H	SIUE	68 83
								92	H	Belmont	79 80	148	A	Xavier	47 64
												151	H	Southern Miss.	57 69
												194	A	Eastern Ky.	77 72
												215	H	Southeast Mo. St.	57 60
												251	H	Clemson	53 71
												252	A	Tennessee St.	64 56
												252	H	Tennessee St.	70 60
												265	H	Georgia St.	72 65
												271	A	Austin Peay	75 91
												272	A	Murray St.	50 56
												288	H	Wichita St.	54 48
												289	A	Jacksonville St.	46 55
												289	H	Jacksonville St.	51 49
												300	A	UNCG	73 64
												313	A	Morehead St.	71 75
												313	H	Morehead St.	77 69
												331	H	Lipscomb	81 70
												337	H	Eastern Ill.	81 74
LAST 12 Division I GAMES:															
				92	A	Belmont	49 70	313	A	Morehead St.	71 75				
				313	H	Morehead St.	77 69	194	A	Eastern Ky.	77 72				
				289	H	Jacksonville St.	51 49	252	H	Tennessee St.	70 60				
				252	A	Tennessee St.	64 56	215	H	Southeast Mo. St.	57 60				
				289	A	Jacksonville St.	46 55	91	A	UT Martin	53 67				
				92	H	Belmont	79 80	271	A	Austin Peay	75 91				

Non-Div I Games:

Tennessee Tech

■ Loss,
 ■ Non-Conf,
 ■ S Site,
 ■ H Home
 ■ A Away
 N Neutral

Average RPI Win: 111	WON-LOST	WINNING	LAST 10	STRENGTH OF	OPP. STRENGTH	TEAM	ADJ.	CONF.	ADJ CONF.
Average RPI Loss: 19	RECORD	PCT. RANK	GAMES	SCHEDULE	OF SCHEDULE	RPI	RPI	RPI	RPI
DIV. I ONLY	25- 2	6	9- 1	62	7	7	7	3	3
DIV. I NON-CONF.	11- 0	1	0- 0	159	13	10	10	3	3
TOTALS	RPI 1-25	RPI 26-50	W-L RECORDS	RPI 51-100	RPI 101-150	RPI 150+			
25- 2	4- 1	6- 1	OVERALL	1- 0	7- 0	7- 0			
14- 1	2- 1	4- 0	HOME	0- 0	3- 0	5- 0			
10- 1	2- 0	2- 0	AWAY	1- 0	3- 0	2- 0			
1- 0	0- 0	0- 0	NEUTRAL	0- 0	1- 0	0- 0			
11- 0	2- 0	1- 0	NON-CONFERENCE	0- 0	3- 0	5- 0			
7- 0	1- 0	1- 0	HOME	0- 0	1- 0	4- 0			
3- 0	1- 0	0- 0	AWAY	0- 0	1- 0	1- 0			
1- 0	0- 0	0- 0	NEUTRAL	0- 0	1- 0	0- 0			
14- 2	2- 1	5- 1	CONFERENCE	1- 0	4- 0	2- 0			
7- 1	1- 1	3- 0	HOME	0- 0	2- 0	1- 0			
7- 1	1- 0	2- 1	AWAY	1- 0	2- 0	1- 0			
0- 0	0- 0	0- 0	NEUTRAL	0- 0	0- 0	0- 0			

RPI	S	Opponent	Score	RPI	S	Opponent	Score	RPI	S	Opponent	Score	RPI	S	Opponent	Score
3	H	Baylor	67 80	31	H	Mississippi St.	53 47	86	A	TCU	65 58	104	A	Iowa St.	65 49
10	H	Stanford	77 69	33	A	West Virginia	65 54					104	H	Iowa St.	75 54
22	A	Oklahoma St.	78 48	33	H	West Virginia	73 50					127	A	Little Rock	66 56
22	H	Oklahoma St.	70 55	34	A	Oklahoma	56 74					128	H	Northwestern St.	86 33
23	A	Tennessee	64 53	34	H	Oklahoma	83 76					132	N	Arkansas	61 50
				47	A	Kansas St.	66 51					142	A	Texas Tech	76 55
				47	H	Kansas St.	58 51					142	H	Texas Tech	86 62
												152	H	Hampton	79 52
												212	H	Canisius	92 62
												214	A	Kansas	75 38
												214	H	Kansas	70 46
												223	A	Rice	70 47
												231	H	Sam Houston St.	83 49
												264	H	UTSA	90 53
LAST 12 Division I GAMES:															
142	A	Texas Tech	76 55	47	A	Kansas St.	66 51								
33	H	West Virginia	73 50	214	H	Kansas	70 46								
47	H	Kansas St.	58 51	34	H	Oklahoma	83 76								
34	A	Oklahoma	56 74	86	A	TCU	65 58								
22	H	Oklahoma St.	70 55	3	H	Baylor	67 80								
104	A	Iowa St.	65 49	214	A	Kansas	75 38								

Non-Div I Games:

Texas

Average RPI Win: 113		WON-LOST	WINNING	LAST 10	STRENGTH OF	OPP. STRENGTH	TEAM	ADJ.	CONF.	ADJ CONF.
Average RPI Loss: 27		RECORD	PCT. RANK	GAMES	SCHEDULE	OF SCHEDULE	RPI	RPI	RPI	RPI
DIV. I ONLY		20- 7	48	7- 3	8	10	13	13	2	2
DIV. I NON-CONF.		10- 3	61	0- 0	21	19	22	22	2	2
TOTALS		RPI 1-25	RPI 26-50		W-L RECORDS		RPI 51-100	RPI 101-150		RPI 150+
20- 7	2- 6	3- 0		OVERALL		4- 0	4- 1		7- 0	
12- 2	2- 2	2- 0		HOME		1- 0	2- 0		5- 0	
5- 3	0- 0	0- 0		AWAY		2- 0	1- 0		2- 0	
3- 2	0- 2	1- 0		NEUTRAL		1- 0	1- 0		0- 0	
10- 3	0- 3	1- 0		NON-CONFERENCE		3- 0	2- 0		4- 0	
6- 1	0- 1	0- 0		HOME		1- 0	1- 0		4- 0	
1- 0	0- 0	0- 0		AWAY		1- 0	0- 0		0- 0	
3- 2	0- 2	1- 0		NEUTRAL		1- 0	1- 0		0- 0	
10- 4	2- 3	2- 0		CONFERENCE		1- 0	2- 1		3- 0	
6- 1	2- 1	2- 0		HOME		0- 0	1- 0		1- 0	
4- 3	0- 2	0- 0		AWAY		1- 0	1- 1		2- 0	
0- 0	0- 0	0- 0		NEUTRAL		0- 0	0- 0		0- 0	

RPI	S	Opponent	Score	RPI	S	Opponent	Score	RPI	S	Opponent	Score	RPI	S	Opponent	Score
2	A	South Carolina	58 59	28	H	Missouri	81 77	52	A	Duke	72 66	118	N	Hawaii	82 41
2	H	South Carolina	63 70	31	H	Mississippi St.	64 58	83	A	Vanderbilt	75 63	121	A	LSU	53 35
5	N	Ohio St.	80 95	34	N	Oklahoma	74 68	86	H	TCU	82 78	121	H	LSU	68 54
12	N	BYU	64 72					97	N	California	75 58	127	H	Little Rock	69 39
18	H	Georgia	73 62									132	A	Arkansas	61 67
19	A	Florida	81 83									156	A	Alabama	59 56
20	H	DePaul	66 80									160	H	SMU	67 55
23	H	Tennessee	76 71									166	H	Southern U.	88 47
												168	A	Ole Miss	62 48
												168	H	Ole Miss	81 58
												221	H	Texas St.	87 50
												279	H	Prairie View	88 30
LAST 12 Division I GAMES:															
83	A	Vanderbilt	75 63	2	H	South Carolina	63 70	156	A	Alabama	59 56	28	H	Missouri	81 77
121	H	LSU	68 54	168	A	Ole Miss	62 48	2	A	South Carolina	58 59	168	H	Ole Miss	81 58
31	H	Mississippi St.	64 58	23	H	Tennessee	76 71	121	A	LSU	53 35				
19	A	Florida	81 83												

Non-Div I Games:

Texas A&M

Texas Southern

Through Games Of Feb. 24, 2016

Average RPI Win:	292	WON-LOST	WINNING	LAST 10	STRENGTH OF	OPP. STRENGTH	TEAM	ADJ.	CONF.	ADJ CONF.
Average RPI Loss:	193	RECORD	PCT. RANK	GAMES	SCHEDULE	OF SCHEDULE	RPI	RPI	RPI	RPI
DIV. I ONLY	16- 8	78	8- 2	349	306	242	242	32	32	
DIV. I NON-CONF.	4- 6	201	0- 0	347	83	298	298	31	31	
TOTALS	RPI 1-25	RPI 26-50	W-L RECORDS	RPI 51-100	RPI 101-150	RPI 150+				
16- 8	0- 1	0- 0	OVERALL	0- 0	0- 1	16- 6				
7- 3	0- 0	0- 0	HOME	0- 0	0- 0	7- 3				
8- 5	0- 1	0- 0	AWAY	0- 0	0- 1	8- 3				
1- 0	0- 0	0- 0	NEUTRAL	0- 0	0- 0	1- 0				
4- 6	0- 1	0- 0	NON-CONFERENCE	0- 0	0- 1	4- 4				
1- 2	0- 0	0- 0	HOME	0- 0	0- 0	1- 2				
2- 4	0- 1	0- 0	AWAY	0- 0	0- 1	2- 2				
1- 0	0- 0	0- 0	NEUTRAL	0- 0	0- 0	1- 0				
12- 2	0- 0	0- 0	CONFERENCE	0- 0	0- 0	12- 2				
6- 1	0- 0	0- 0	HOME	0- 0	0- 0	6- 1				
6- 1	0- 0	0- 0	AWAY	0- 0	0- 0	6- 1				
0- 0	0- 0	0- 0	NEUTRAL	0- 0	0- 0	0- 0				

RPI 1-25				RPI 26-50				RPI 51-100				RPI 101+ Team's RPI: 242			
RPI	S	Opponent	Score	RPI	S	Opponent	Score	RPI	S	Opponent	Score	RPI	S	Opponent	Score
22	A	Oklahoma St.	52 87									121	A	LSU	36 86
												166	H	Southern U.	59 45
												179	A	Grambling	62 50
												179	H	Grambling	46 49
												214	A	Kansas	65 72
												223	A	Rice	69 66
												231	H	Sam Houston St.	51 53
												244	H	Houston Baptist	65 77
												252	A	Tennessee St.	56 72
												264	A	UTSA	59 44
												278	A	Alabama St.	51 57
												279	A	Prairie View	50 43
												279	H	Prairie View	72 65
												301	A	Jackson St.	62 36
												301	H	Jackson St.	66 47
												311	H	Alcorn	68 39
												312	H	A&M-Corpus Christi	51 43
												331	N	Lipscomb	66 62
												342	A	Ark.-Pine Bluff	57 51
												342	H	Ark.-Pine Bluff	57 30
												346	A	Alabama A&M	57 38
												348	A	Mississippi Val.	85 30
												348	H	Mississippi Val.	76 38
LAST 12 Division I GAMES:															
342	A	Ark.-Pine Bluff	57 51	278	A	Alabama St.	51 57								
348	A	Mississippi Val.	85 30	342	H	Ark.-Pine Bluff	57 30								
179	H	Grambling	46 49	348	H	Mississippi Val.	76 38								
301	H	Jackson St.	66 47	179	A	Grambling	62 50								
279	A	Prairie View	50 43	301	A	Jackson St.	62 36								
346	A	Alabama A&M	57 38	279	H	Prairie View	72 65								

Non-Div I Games:

Texas Southern

■ Loss,
 ■ Non-Conf, S Site,
 ■ Home
 ■ Away
 N Neutral

Average RPI Win:	228	WON-LOST	WINNING	LAST 10	STRENGTH OF	OPP. STRENGTH	TEAM	ADJ.	CONF.	ADJ CONF.
Average RPI Loss:	150	RECORD	PCT. RANK	GAMES	SCHEDULE	OF SCHEDULE	RPI	RPI	RPI	RPI
DIV. I ONLY	10- 13	218	4- 6	206	171	221	221	16	16	
DIV. I NON-CONF.	3- 5	218	0- 0	98	42	165	165	14	14	
TOTALS	RPI 1-25	RPI 26-50	W-L RECORDS	RPI 51-100	RPI 101-150	RPI 150+				
10- 13	0- 1	0- 2	OVERALL	0- 1	2- 4	8- 5				
7- 3	0- 0	0- 1	HOME	0- 0	1- 2	6- 0				
3- 7	0- 1	0- 1	AWAY	0- 0	1- 0	2- 5				
0- 3	0- 0	0- 0	NEUTRAL	0- 1	0- 2	0- 0				
3- 5	0- 1	0- 1	NON-CONFERENCE	0- 1	0- 2	3- 0				
2- 0	0- 0	0- 0	HOME	0- 0	0- 0	2- 0				
1- 2	0- 1	0- 1	AWAY	0- 0	0- 0	1- 0				
0- 3	0- 0	0- 0	NEUTRAL	0- 1	0- 2	0- 0				
7- 8	0- 0	0- 1	CONFERENCE	0- 0	2- 2	5- 5				
5- 3	0- 0	0- 1	HOME	0- 0	1- 2	4- 0				
2- 5	0- 0	0- 0	AWAY	0- 0	1- 0	1- 5				
0- 0	0- 0	0- 0	NEUTRAL	0- 0	0- 0	0- 0				

RPI 1-25				RPI 26-50				RPI 51-100				RPI 101+ Team's RPI: 221			
RPI	S	Opponent	Score	RPI	S	Opponent	Score	RPI	S	Opponent	Score	RPI	S	Opponent	Score
13	A	Texas A&M	50 87	28	A	Missouri	56 82	52	N	Duke	34 85	104	N	Iowa St.	61 83
				43	H	Arkansas St.	59 74					127	H	Little Rock	67 57
												129	A	La.-Lafayette	46 42
												129	H	La.-Lafayette	47 59
												137	N	Idaho	55 75
												149	H	UT Arlington	48 80
												181	A	Troy	79 112
												185	A	South Ala.	73 71
												224	H	North Texas	64 62
												244	A	Houston Baptist	71 66
												264	H	UTSA	72 64
												265	A	Georgia St.	62 73
												265	H	Georgia St.	80 71
												275	A	Appalachian St.	71 90
												275	H	Appalachian St.	87 76
												280	A	Ga. Southern	64 78
												280	H	Ga. Southern	61 56
												289	A	La.-Monroe	59 63
												289	H	La.-Monroe	63 57
LAST 12 Division I GAMES:															
129	H	La.-Lafayette	47 59	289	A	La.-Monroe	59 63								
289	H	La.-Monroe	63 57	129	A	La.-Lafayette	46 42								
275	H	Appalachian St.	87 76	43	H	Arkansas St.	59 74								
149	H	UT Arlington	48 80	127	H	Little Rock	67 57								
280	A	Ga. Southern	64 78	181	A	Troy	79 112								
265	A	Georgia St.	62 73	185	A	South Ala.	73 71								

Non-Div I Games: Tex. A&M-Commerce 80 60 St. Edward's 52 44

Texas St.

■ Loss,
 ■ Non-Conf,
 ■ S Site,
 ■ Home
 ■ A Away
 N Neutral

Average RPI Win:	217	WON-LOST	WINNING	LAST 10	STRENGTH OF	OPP. STRENGTH	TEAM	ADJ.	CONF.	ADJ CONF.
Average RPI Loss:	39	RECORD	PCT. RANK	GAMES	SCHEDULE	OF SCHEDULE	RPI	RPI	RPI	RPI
DIV. I ONLY	11- 16	228	1- 9	27	65	142	142	3	3	
DIV. I NON-CONF.	9- 2	37	0- 0	221	304	102	102	3	3	
TOTALS	RPI 1-25	RPI 26-50	W-L RECORDS	RPI 51-100	RPI 101-150	RPI 150+				
11- 16	0- 6	0- 6	OVERALL	1- 3	2- 1	8- 0				
10- 6	0- 3	0- 2	HOME	1- 1	2- 0	7- 0				
0- 9	0- 0	0- 0	AWAY	0- 0	0- 0	0- 0				
1- 1	0- 0	0- 1	NEUTRAL	0- 0	0- 0	1- 0				
9- 2	0- 0	0- 1	NON-CONFERENCE	1- 1	1- 0	7- 0				
8- 0	0- 0	0- 0	HOME	1- 0	1- 0	6- 0				
0- 1	0- 0	0- 0	AWAY	0- 1	0- 0	0- 0				
1- 1	0- 0	0- 1	NEUTRAL	0- 0	0- 0	1- 0				
2- 14	0- 6	0- 5	CONFERENCE	0- 2	1- 1	1- 0				
2- 6	0- 3	0- 2	HOME	0- 1	1- 0	1- 0				
0- 8	0- 3	0- 3	AWAY	0- 1	0- 1	0- 0				
0- 0	0- 0	0- 0	NEUTRAL	0- 0	0- 0	0- 0				

RPI 1-25				RPI 26-50				RPI 51-100				RPI 101+ Team's RPI: 142			
RPI	S	Opponent	Score	RPI	S	Opponent	Score	RPI	S	Opponent	Score	RPI	S	Opponent	Score
3	A	Baylor	43 69	30	N	Washington	73 77	64	A	Santa Clara	70 75	104	A	Iowa St.	48 77
3	H	Baylor	36 66	33	A	West Virginia	57 79	66	H	Abilene Christian	71 65	104	H	Iowa St.	69 66
7	A	Texas	62 86	33	H	West Virginia	42 69	86	A	TCU	48 69	137	H	Idaho	78 62
7	H	Texas	55 76	34	A	Oklahoma	53 92	86	H	TCU	69 78	164	N	Fordham	62 48
22	A	Oklahoma St.	57 70	47	A	Kansas St.	53 65					179	H	Grambling	70 55
22	H	Oklahoma St.	46 69	47	H	Kansas St.	53 65					214	H	Kansas	54 44
LAST 12 Division I GAMES:															
		7	H	Texas	55	76				214	H	Kansas	54	44	
		47	A	Kansas St.	53	65			3	A	Baylor	43	69		
		104	A	Iowa St.	48	77			47	H	Kansas St.	53	65		
		3	H	Baylor	36	66			34	A	Oklahoma	53	92		
		22	A	Oklahoma St.	57	70			104	H	Iowa St.	69	66		
		33	H	West Virginia	42	69			86	A	TCU	48	69		

Non-Div I Games:

Texas Tech

■ Loss,
■ Non-Conf,
■ S Site,
■ H Home
■ A Away
N Neutral

Average RPI Win:	221	WON-LOST	WINNING	LAST 10	STRENGTH OF	OPP. STRENGTH	TEAM	ADJ.	CONF.	ADJ CONF.
Average RPI Loss:	73	RECORD	PCT. RANK	GAMES	SCHEDULE	OF SCHEDULE	RPI	RPI	RPI	RPI
DIV. I ONLY	15- 11	127	6- 4	109	120	108	108	11	11	
DIV. I NON-CONF.	5- 6	180	0- 0	92	61	145	145	13	13	
TOTALS	RPI 1-25	RPI 26-50	W-L RECORDS	RPI 51-100	RPI 101-150	RPI 150+				
15- 11	0- 1	0- 3	OVERALL	2- 5	3- 2	10- 0				
7- 4	0- 0	0- 1	HOME	0- 2	2- 1	5- 0				
6- 5	0- 0	0- 0	AWAY	1- 0	1- 0	4- 0				
2- 2	0- 0	0- 1	NEUTRAL	1- 1	0- 0	1- 0				
5- 6	0- 1	0- 2	NON-CONFERENCE	1- 2	0- 1	4- 0				
2- 2	0- 0	0- 0	HOME	0- 1	0- 1	2- 0				
1- 2	0- 1	0- 1	AWAY	0- 0	0- 0	1- 0				
2- 2	0- 0	0- 1	NEUTRAL	1- 1	0- 0	1- 0				
10- 5	0- 0	0- 1	CONFERENCE	1- 3	3- 1	6- 0				
5- 2	0- 0	0- 1	HOME	0- 1	2- 0	3- 0				
5- 3	0- 0	0- 0	AWAY	1- 2	1- 1	3- 0				
0- 0	0- 0	0- 0	NEUTRAL	0- 0	0- 0	0- 0				

RPI 1-25				RPI 26-50				RPI 51-100				RPI 101+ Team's RPI: 108			
RPI	S	Opponent	Score	RPI	S	Opponent	Score	RPI	S	Opponent	Score	RPI	S	Opponent	Score
1	A	Notre Dame	39 74	35	H	Ohio	57 77	71	H	Dayton	57 83	123	A	Akron	71 81
				44	A	St. Bonaventure	63 74	73	A	Ball St.	69 75	133	A	Western Mich.	80 68
				48	N	Albany (NY)	55 63	75	A	Central Mich.	81 79	133	H	Western Mich.	80 73
								82	N	VCU	80 61	136	H	Arizona	59 62
								85	A	Eastern Mich.	41 59	138	H	Buffalo	71 60
								85	H	Eastern Mich.	46 58	219	A	Ill.-Chicago	60 51
								100	N	Harvard	70 76	237	N	Columbia	88 75
												249	H	Northern Ill.	66 59
												260	A	Bowling Green	68 60
												260	H	Bowling Green	75 61
												267	A	Miami (OH)	55 50
												277	H	Cleveland St.	66 53
												318	A	Kent St.	67 64
												318	H	Kent St.	73 67
												342	H	Ark.-Pine Bluff	74 47
LAST 12 Division I GAMES:															
				85	H	Eastern Mich.	46 58	133	A	Western Mich.	80 68				
				75	A	Central Mich.	81 79	260	H	Bowling Green	75 61				
				260	A	Bowling Green	68 60	85	A	Eastern Mich.	41 59				
				35	H	Ohio	57 77	123	A	Akron	71 81				
				138	H	Buffalo	71 60	249	H	Northern Ill.	66 59				
				318	A	Kent St.	67 64	267	A	Miami (OH)	55 50				

Non-Div I Games:

Toledo

■ Loss,
 ■ Non-Conf, S Site,
 ■ Home
 ■ Away
 N Neutral

Average RPI Win: 198	WON-LOST	WINNING	LAST 10	STRENGTH OF	OPP. STRENGTH	TEAM	ADJ.	CONF.	ADJ CONF.
Average RPI Loss: 156	RECORD	PCT. RANK	GAMES	SCHEDULE	OF SCHEDULE	RPI	RPI	RPI	RPI
DIV. I ONLY	6- 20	302	1- 9	172	175	281	281	13	13
DIV. I NON-CONF.	3- 8	258	0- 0	254	288	293	293	11	11
TOTALS	RPI 1-25	RPI 26-50	W-L RECORDS	RPI 51-100	RPI 101-150	RPI 150+			
6- 20	0- 0	0- 2	OVERALL	1- 7	0- 0	5- 11			
4- 7	0- 0	0- 1	HOME	1- 2	0- 0	3- 4			
1- 13	0- 0	0- 1	AWAY	0- 5	0- 0	1- 7			
1- 0	0- 0	0- 0	NEUTRAL	0- 0	0- 0	1- 0			
3- 8	0- 0	0- 0	NON-CONFERENCE	0- 3	0- 0	3- 5			
2- 2	0- 0	0- 0	HOME	0- 1	0- 0	2- 1			
0- 6	0- 0	0- 0	AWAY	0- 2	0- 0	0- 4			
1- 0	0- 0	0- 0	NEUTRAL	0- 0	0- 0	1- 0			
3- 12	0- 0	0- 2	CONFERENCE	1- 4	0- 0	2- 6			
2- 5	0- 0	0- 1	HOME	1- 1	0- 0	1- 3			
1- 7	0- 0	0- 1	AWAY	0- 3	0- 0	1- 3			
0- 0	0- 0	0- 0	NEUTRAL	0- 0	0- 0	0- 0			

RPI S	Opponent	Score	RPI S	Opponent	Score	RPI S	Opponent	Score	RPI S	Opponent	Score	Team's RPI: 281
42	A James Madison	45 61	42	H James Madison	57 64	56	H Auburn	52 74	161	A Northeastern	72 71	
						70	A Minnesota	86 105	167	H UMBC	61 51	
						74	A Hofstra	60 64	169	A Delaware	64 69	
						74	H Hofstra	56 74	169	H Delaware	62 66	
						81	A Drexel	40 56	175	A Cornell	60 88	
						95	A Georgetown	46 82	183	A George Mason	76 88	
						96	A Elon	58 80	191	H William & Mary	54 73	
						96	H Elon	85 78	229	N Western Ill.	83 77	
									230	A Col. of Charleston	55 67	
									230	H Col. of Charleston	62 51	
									256	H Coppin St.	69 81	
									257	A UNCW	51 53	
									257	H UNCW	49 52	
									284	A Rider	72 78	
									303	H UMKC	70 47	
									326	A North Florida	72 74	
LAST 12 Division I GAMES:												
42	A James Madison	45 61	230	A Col. of Charleston	55 67							
81	A Drexel	40 56	257	A UNCW	51 53							
230	H Col. of Charleston	62 51	74	A Hofstra	60 64							
96	A Elon	58 80	42	H James Madison	57 64							
74	H Hofstra	56 74	169	A Delaware	64 69							
169	H Delaware	62 66	96	H Elon	85 78							

Non-Div I Games:

Towson

■ Loss,
 ■ Non-Conf,
 ■ S Site,
 ■ H Home
 ■ A Away
 N Neutral

Troy

T
r
o
y

Non-Div I Games:	West Ala.	103	72	Fort Valley St.	118	72
------------------	-----------	-----	----	-----------------	-----	----

Page 295

Average RPI Win:	190	WON-LOST	WINNING	LAST 10	STRENGTH OF	OPP. STRENGTH	TEAM	ADJ.	CONF.	ADJ CONF.
Average RPI Loss:	44	RECORD	PCT. RANK	GAMES	SCHEDULE	OF SCHEDULE	RPI	RPI	RPI	RPI
DIV. I ONLY	19- 9	76	6- 4	120	85	84	84	9	9	
DIV. I NON-CONF.	9- 3	69	0- 0	69	80	52	52	7	7	
TOTALS	RPI 1-25	RPI 26-50	W-L RECORDS	RPI 51-100	RPI 101-150	RPI 150+				
19- 9	0- 2	0- 3	OVERALL	2- 3	2- 1	15- 0				
12- 3	0- 1	0- 1	HOME	1- 1	2- 0	9- 0				
6- 4	0- 1	0- 1	AWAY	0- 1	0- 1	6- 0				
1- 2	0- 0	0- 1	NEUTRAL	1- 1	0- 0	0- 0				
9- 3	0- 1	0- 1	NON-CONFERENCE	2- 1	2- 0	5- 0				
7- 0	0- 0	0- 0	HOME	1- 0	2- 0	4- 0				
1- 1	0- 1	0- 0	AWAY	0- 0	0- 0	1- 0				
1- 2	0- 0	0- 1	NEUTRAL	1- 1	0- 0	0- 0				
10- 6	0- 1	0- 2	CONFERENCE	0- 2	0- 1	10- 0				
5- 3	0- 1	0- 1	HOME	0- 1	0- 0	5- 0				
5- 3	0- 0	0- 1	AWAY	0- 1	0- 1	5- 0				
0- 0	0- 0	0- 0	NEUTRAL	0- 0	0- 0	0- 0				

RPI 1-25				RPI 26-50				RPI 51-100 Team's RPI: 84				RPI 101+			
RPI	S	Opponent	Score	RPI	S	Opponent	Score	RPI	S	Opponent	Score	RPI	S	Opponent	Score
4	H	UConn	38 96	27	N	Green Bay	58 79	53	N	Rutgers	51 75	103	A	Memphis	67 83
17	A	Florida St.	72 78	36	A	South Fla.	65 77	55	H	Saint Louis	66 58	121	H	LSU	67 63
				36	H	South Fla.	67 71	61	A	Temple	67 72	127	H	Little Rock	69 53
								61	H	Temple	54 72	157	H	McNeese St.	74 55
								94	N	Virginia	67 62	159	A	East Carolina	66 51
												159	H	East Carolina	78 73
												160	A	SMU	54 42
												160	H	SMU	76 64
												166	H	Southern U.	77 48
												168	A	Ole Miss	61 59
												192	A	Tulsa	71 47
												192	H	Tulsa	61 42
												270	A	UCF	65 53
												270	H	UCF	75 54
												283	A	Houston	59 56
												283	H	Houston	70 48
												300	H	UNCG	74 53
												301	H	Jackson St.	92 49
LAST 12 Division I GAMES:															
61	A	Temple	67 72	4	H	UConn	38 96								
192	H	Tulsa	61 42	61	H	Temple	54 72								
270	A	UCF	65 53	159	H	East Carolina	78 73								
160	H	SMU	76 64	160	A	SMU	54 42								
36	A	South Fla.	65 77	192	A	Tulsa	71 47								
283	A	Houston	59 56	36	H	South Fla.	67 71								

Non-Div I Games:

Tulane

Average RPI Win: 186	WON-LOST	WINNING	LAST 10	STRENGTH OF	OPP. STRENGTH	TEAM	ADJ.	CONF.	ADJ CONF.
Average RPI Loss: 106	RECORD	PCT. RANK	GAMES	SCHEDULE	OF SCHEDULE	RPI	RPI	RPI	RPI
DIV. I ONLY	10- 18	258	4- 6	105	79	192	192	9	9
DIV. I NON-CONF.	3- 8	258	0- 0	88	71	204	204	7	7
TOTALS	RPI 1-25	RPI 26-50	W-L RECORDS	RPI 51-100	RPI 101-150	RPI 150+			
10- 18	0- 2	0- 3	OVERALL	0- 4	3- 4	7- 5			
5- 9	0- 1	0- 3	HOME	0- 1	0- 2	5- 2			
5- 7	0- 1	0- 0	AWAY	0- 3	3- 1	2- 2			
0- 2	0- 0	0- 0	NEUTRAL	0- 0	0- 1	0- 1			
3- 8	0- 0	0- 2	NON-CONFERENCE	0- 1	2- 3	1- 2			
1- 4	0- 0	0- 2	HOME	0- 0	0- 1	1- 1			
2- 2	0- 0	0- 0	AWAY	0- 1	2- 1	0- 0			
0- 2	0- 0	0- 0	NEUTRAL	0- 0	0- 1	0- 1			
7- 10	0- 2	0- 1	CONFERENCE	0- 3	1- 1	6- 3			
4- 5	0- 1	0- 1	HOME	0- 1	0- 1	4- 1			
3- 5	0- 1	0- 0	AWAY	0- 2	1- 0	2- 2			
0- 0	0- 0	0- 0	NEUTRAL	0- 0	0- 0	0- 0			

RPI 1-25				RPI 26-50				RPI 51-100				RPI 101+ Team's RPI: 192			
RPI	S	Opponent	Score	RPI	S	Opponent	Score	RPI	S	Opponent	Score	RPI	S	Opponent	Score
4	A	UConn	35 95	34	H	Oklahoma	62 75	55	A	Saint Louis	73 82	103	A	Memphis	65 59
4	H	UConn	30 94	36	H	South Fla.	66 72	61	A	Temple	46 66	103	H	Memphis	58 69
				47	H	Kansas St.	67 75	84	A	Tulane	42 61	105	A	UNI	59 75
								84	H	Tulane	47 71	106	N	Drake	80 91
												127	A	Little Rock	74 63
												132	A	Arkansas	74 67
												147	H	Oral Roberts	53 59
												159	A	East Carolina	55 54
												159	H	East Carolina	81 79
												160	A	SMU	45 62
												160	H	SMU	56 54
												179	H	Grambling	79 51
												183	N	George Mason	63 64
												207	H	Indiana St.	63 67
												210	H	Cincinnati	53 55
												270	A	UCF	74 75
												270	H	UCF	95 71
												283	A	Houston	79 62
												283	H	Houston	44 28
LAST 12 Division I GAMES:															
				36	H	South Fla.	66 72	270	A	UCF	74 75				
				84	A	Tulane	42 61	4	H	UConn	30 94				
				160	A	SMU	45 62	103	H	Memphis	58 69				
				270	H	UCF	95 71	283	A	Houston	79 62				
				283	H	Houston	44 28	84	H	Tulane	47 71				
				159	A	East Carolina	55 54	210	H	Cincinnati	53 55				

Non-Div I Games:

Tulsa

■ Loss,
 ■ Non-Conf,
 ■ S Site,
 ■ Home
 ■ Away
 N Neutral

Average RPI Win:	206	WON-LOST	WINNING	LAST 10	STRENGTH OF	OPP. STRENGTH	TEAM	ADJ.	CONF.	ADJ CONF.
Average RPI Loss:	114	RECORD	PCT. RANK	GAMES	SCHEDULE	OF SCHEDULE	RPI	RPI	RPI	RPI
DIV. I ONLY	13- 12	159	5- 5	146	151	146	146	12	12	
DIV. I NON-CONF.	7- 4	110	0- 0	199	253	121	121	10	10	
TOTALS	RPI 1-25	RPI 26-50	W-L RECORDS	RPI 51-100	RPI 101-150	RPI 150+				
13- 12	0- 2	0- 2	OVERALL	1- 4	2- 0	10- 4				
9- 3	0- 0	0- 1	HOME	1- 1	2- 0	6- 1				
3- 8	0- 2	0- 0	AWAY	0- 3	0- 0	3- 3				
1- 1	0- 0	0- 1	NEUTRAL	0- 0	0- 0	1- 0				
7- 4	0- 1	0- 1	NON-CONFERENCE	0- 2	1- 0	6- 0				
5- 0	0- 0	0- 0	HOME	0- 0	1- 0	4- 0				
1- 3	0- 1	0- 0	AWAY	0- 2	0- 0	1- 0				
1- 1	0- 0	0- 1	NEUTRAL	0- 0	0- 0	1- 0				
6- 8	0- 1	0- 1	CONFERENCE	1- 2	1- 0	4- 4				
4- 3	0- 0	0- 1	HOME	1- 1	1- 0	2- 1				
2- 5	0- 1	0- 0	AWAY	0- 1	0- 0	2- 3				
0- 0	0- 0	0- 0	NEUTRAL	0- 0	0- 0	0- 0				

RPI 1-25				RPI 26-50				RPI 51-100				RPI 101+ Team's RPI: 146			
RPI	S	Opponent	Score	RPI	S	Opponent	Score	RPI	S	Opponent	Score	RPI	S	Opponent	Score
17	A	Florida St.	44 84	45	N	North Carolina St.	56 67	56	A	Auburn	71 85	109	H	Samford	61 41
24	A	UTEP	54 62	49	H	Western Ky.	49 63	68	A	Middle Tenn.	40 68	143	H	Old Dominion	58 55
								68	H	Middle Tenn.	72 77	151	H	Southern Miss.	53 49
								79	H	Charlotte	75 57	155	H	Marshall	61 64
								92	A	Belmont	62 63	171	H	Louisiana Tech	64 49
												181	H	Troy	89 67
												185	A	South Ala.	53 39
												188	A	Fla. Atlantic	67 62
												223	A	Rice	64 55
												224	A	North Texas	51 53
												254	N	High Point	56 46
												264	A	UTSA	52 54
												299	H	South Carolina St.	71 38
												302	A	FIU	61 72
												342	H	Ark.-Pine Bluff	82 32
												348	H	Mississippi Val.	80 33
LAST 12 Division I GAMES:															
68	H	Middle Tenn.	72 77	49	H	Western Ky.	49 63	224	A	North Texas	51 53				
171	H	Louisiana Tech	64 49					223	A	Rice	64 55				
151	H	Southern Miss.	53 49					79	H	Charlotte	75 57				
188	A	Fla. Atlantic	67 62					143	H	Old Dominion	58 55				
302	A	FIU	61 72					24	A	UTEP	54 62				
155	H	Marshall	61 64												

Non-Div I Games:

UAB

■ Loss,
 ■ Non-Conf, S Site,
 ■ Home
 ■ Away
 N Neutral

Average RPI Win:	253	WON-LOST	WINNING	LAST 10	STRENGTH OF	OPP. STRENGTH	TEAM	ADJ.	CONF.	ADJ CONF.
Average RPI Loss:	125	RECORD	PCT. RANK	GAMES	SCHEDULE	OF SCHEDULE	RPI	RPI	RPI	RPI
DIV. I ONLY	14- 11	134	5- 5	275	188	187	187	22	22	
DIV. I NON-CONF.	6- 6	160	0- 0	258	122	196	196	21	21	
TOTALS	RPI 1-25	RPI 26-50	W-L RECORDS	RPI 51-100	RPI 101-150	RPI 150+				
14- 11	0- 1	0- 1	OVERALL	1- 3	1- 2	12- 4				
6- 5	0- 1	0- 0	HOME	0- 1	1- 1	5- 2				
8- 4	0- 0	0- 0	AWAY	1- 2	0- 1	7- 1				
0- 2	0- 0	0- 1	NEUTRAL	0- 0	0- 0	0- 1				
6- 6	0- 1	0- 1	NON-CONFERENCE	1- 1	0- 0	5- 3				
1- 3	0- 1	0- 0	HOME	0- 0	0- 0	1- 2				
5- 1	0- 0	0- 0	AWAY	1- 1	0- 0	4- 0				
0- 2	0- 0	0- 1	NEUTRAL	0- 0	0- 0	0- 1				
8- 5	0- 0	0- 0	CONFERENCE	0- 2	1- 2	7- 1				
5- 2	0- 0	0- 0	HOME	0- 1	1- 1	4- 0				
3- 3	0- 0	0- 0	AWAY	0- 1	0- 1	3- 1				
0- 0	0- 0	0- 0	NEUTRAL	0- 0	0- 0	0- 0				

RPI 1-25				RPI 26-50				RPI 51-100				RPI 101+ Team's RPI: 187			
RPI	S	Opponent	Score	RPI	S	Opponent	Score	RPI	S	Opponent	Score	RPI	S	Opponent	Score
10	H	Stanford	45 74	48	N	Albany (NY)	70 80	54	A	UC Riverside	73 80	118	A	Hawaii	50 70
								54	H	UC Riverside	76 90	118	H	Hawaii	60 58
								58	A	St. Mary's (CA)	78 71	130	H	Long Beach St.	62 75
								80	A	Utah	58 88	154	H	Pacific	53 66
												170	H	Sacramento St.	77 92
												197	A	Cal Poly	75 57
												197	H	Cal Poly	82 71
												206	A	Utah Valley	59 55
												248	A	San Diego St.	65 54
												262	A	UC Santa Barbara	59 66
												262	H	UC Santa Barbara	80 51
												286	A	Portland	72 47
												291	N	Florida A&M	58 61
												298	A	CSUN	75 52
												315	A	Portland St.	82 70
												338	H	UC Irvine	74 61
												339	A	Cal St. Fullerton	63 59
												339	H	Cal St. Fullerton	80 56
												343	H	Air Force	66 40
LAST 12 Division I GAMES:															
54	H	UC Riverside	76 90	262	H	UC Santa Barbara	80 51								
118	A	Hawaii	50 70	130	H	Long Beach St.	62 75								
339	H	Cal St. Fullerton	80 56	197	A	Cal Poly	75 57								
197	H	Cal Poly	82 71	262	A	UC Santa Barbara	59 66								
339	A	Cal St. Fullerton	63 59	338	H	UC Irvine	74 61								
54	A	UC Riverside	73 80	118	H	Hawaii	60 58								

Non-Div I Games: Cal St. Monterey Ba91 36

UC Davis

■ Loss,
 ■ Non-Conf,
 ■ S Site,
 ■ Home
 ■ A Away
 N Neutral

Average RPI Win:	331	WON-LOST	WINNING	LAST 10	STRENGTH OF	OPP. STRENGTH	TEAM	ADJ.	CONF.	ADJ CONF.
Average RPI Loss:	176	RECORD	PCT. RANK	GAMES	SCHEDULE	OF SCHEDULE	RPI	RPI	RPI	RPI
DIV. I ONLY	3- 22	338	1- 9	313	162	338	338	22	22	
DIV. I NON-CONF.	2- 11	306	0- 0	289	60	317	317	21	21	
TOTALS	RPI 1-25	RPI 26-50	W-L RECORDS	RPI 51-100	RPI 101-150	RPI 150+				
3- 22	0- 1	0- 3	OVERALL	0- 1	0- 3	3- 14				
1- 9	0- 0	0- 1	HOME	0- 0	0- 2	1- 6				
2- 12	0- 0	0- 0	AWAY	0- 0	0- 0	2- 1				
0- 1	0- 0	0- 1	NEUTRAL	0- 0	0- 0	0- 0				
2- 11	0- 1	0- 3	NON-CONFERENCE	0- 0	0- 0	2- 7				
1- 3	0- 0	0- 1	HOME	0- 0	0- 0	1- 2				
1- 7	0- 1	0- 1	AWAY	0- 0	0- 0	1- 5				
0- 1	0- 0	0- 1	NEUTRAL	0- 0	0- 0	0- 0				
1- 11	0- 0	0- 0	CONFERENCE	0- 1	0- 3	1- 7				
0- 6	0- 0	0- 0	HOME	0- 0	0- 2	0- 4				
1- 5	0- 0	0- 0	AWAY	0- 1	0- 1	1- 3				
0- 0	0- 0	0- 0	NEUTRAL	0- 0	0- 0	0- 0				

RPI 1-25				RPI 26-50				RPI 51-100				RPI 101+				Team's RPI: 338	
RPI	S	Opponent	Score	RPI	S	Opponent	Score	RPI	S	Opponent	Score	RPI	S	Opponent	Score		
9	A	UCLA	48 83	37	N	Princeton	42 83	54	A	UC Riverside	69 93	118	A	Hawaii	35 59		
				40	A	Southern California	56 75					118	H	Hawaii	65 83		
				46	H	St. John's (NY)	63 85					130	H	Long Beach St.	65 71		
												170	A	Sacramento St.	78 126		
												187	A	UC Davis	61 74		
												195	A	San Jose St.	58 79		
												197	A	Cal Poly	38 50		
												197	H	Cal Poly	54 72		
												201	A	UNLV	52 72		
												226	H	Grand Canyon	53 58		
												240	A	CSU Bakersfield	39 65		
												241	A	Loyola Marymount	50 95		
												262	H	UC Santa Barbara	62 80		
												276	H	Northern Ariz.	55 71		
												298	A	CSUN	48 62		
												298	H	CSUN	64 83		
												325	H	Nevada	68 64		
												329	A	Southern Utah	63 58		
												339	A	Cal St. Fullerton	62 58		
												339	H	Cal St. Fullerton	53 66		
LAST 12 Division I GAMES:																	
339	H	Cal St. Fullerton	53 66	339	A	Cal St. Fullerton	62 58										
298	A	CSUN	48 62	118	H	Hawaii	65 83										
262	H	UC Santa Barbara	62 80	130	H	Long Beach St.	65 71										
197	A	Cal Poly	38 50	187	A	UC Davis	61 74										
118	A	Hawaii	35 59	197	H	Cal Poly	54 72										
298	H	CSUN	64 83	54	A	UC Riverside	69 93										

Non-Div I Games: San Diego Christian78 49

UC Irvine

■ Loss,
■ Non-Conf, S Site,
■ Home
■ Away
N Neutral

UC Riverside

Through Games Of Feb. 24, 2016

Average RPI Win:	225	WON-LOST	WINNING	LAST 10	STRENGTH OF	OPP. STRENGTH	TEAM	ADJ.	CONF.	ADJ CONF.
Average RPI Loss:	46	RECORD	PCT. RANK	GAMES	SCHEDULE	OF SCHEDULE	RPI	RPI	RPI	RPI
DIV. I ONLY	20- 7	48	10- 0	124	183	54	54	22	22	
DIV. I NON-CONF.	7- 7	160	0- 0	55	63	91	91	21	21	
TOTALS	RPI 1-25	RPI 26-50	W-L RECORDS	RPI 51-100	RPI 101-150	RPI 150+				
20- 7	0- 3	0- 1	OVERALL	0- 3	4- 0	16- 0				
9- 1	0- 1	0- 0	HOME	0- 0	2- 0	7- 0				
10- 6	0- 2	0- 1	AWAY	0- 3	2- 0	8- 0				
1- 0	0- 0	0- 0	NEUTRAL	0- 0	0- 0	1- 0				
7- 7	0- 3	0- 1	NON-CONFERENCE	0- 3	1- 0	6- 0				
3- 1	0- 1	0- 0	HOME	0- 0	1- 0	2- 0				
3- 6	0- 2	0- 1	AWAY	0- 3	0- 0	3- 0				
1- 0	0- 0	0- 0	NEUTRAL	0- 0	0- 0	1- 0				
13- 0	0- 0	0- 0	CONFERENCE	0- 0	3- 0	10- 0				
6- 0	0- 0	0- 0	HOME	0- 0	1- 0	5- 0				
7- 0	0- 0	0- 0	AWAY	0- 0	2- 0	5- 0				
0- 0	0- 0	0- 0	NEUTRAL	0- 0	0- 0	0- 0				

RPI 1-25			RPI 26-50			RPI 51-100			Team's RPI: 54	RPI 101+		
RPI	S	Opponent	Score	RPI	S	Opponent	Score	RPI	S	Opponent	Score	
6	A	Oregon St.	65 86	30	A	Washington	43 78	60	A	Oregon	81 95	118 A Hawaii 77 74
9	H	UCLA	56 70					97	A	California	58 64	130 A Long Beach St. 78 60
24	A	UTEP	57 68					99	A	San Francisco	76 88	130 H Long Beach St. 83 58
												134 H Fresno St. 86 68
												187 A UC Davis 90 76
												187 H UC Davis 80 73
												197 A Cal Poly 75 62
												197 H Cal Poly 93 83
												215 N Southeast Mo. St. 85 67
												226 A Grand Canyon 85 67
												240 H CSU Bakersfield 81 61
												241 H Loyola Marymount 80 62
												248 A San Diego St. 85 68
												258 A Seattle 92 70
												262 A UC Santa Barbara 83 53
												262 H UC Santa Barbara 92 81
												298 A CSUN 84 62
												298 H CSUN 83 76
												338 H UC Irvine 93 69
												339 A Cal St. Fullerton 90 43
LAST 12 Division I GAMES:												
298	A	CSUN	84 62	187	H	UC Davis	80 73					
187	A	UC Davis	90 76	197	H	Cal Poly	93 83					
130	H	Long Beach St.	83 58	262	H	UC Santa Barbara	92 81					
197	A	Cal Poly	75 62	118	A	Hawaii	77 74					
339	A	Cal St. Fullerton	90 43	130	A	Long Beach St.	78 60					
298	H	CSUN	83 76	262	A	UC Santa Barbara	83 53					

Non-Div I Games:

UC Riverside

■ Loss,
 ■ Non-Conf,
 ■ S Site,
 ■ Home
 ■ A Away
 N Neutral

Average RPI Win:	283	WON-LOST	WINNING	LAST 10	STRENGTH OF	OPP. STRENGTH	TEAM	ADJ.	CONF.	ADJ CONF.
Average RPI Loss:	134	RECORD	PCT. RANK	GAMES	SCHEDULE	OF SCHEDULE	RPI	RPI	RPI	RPI
DIV. I ONLY	9- 17	261	5- 5	211	233	262	262	22	22	
DIV. I NON-CONF.	2- 11	306	0- 0	207	175	310	310	21	21	
TOTALS	RPI 1-25	RPI 26-50	W-L RECORDS	RPI 51-100	RPI 101-150	RPI 150+				
9- 17	0- 0	0- 0	OVERALL	0- 6	0- 6	9- 5				
6- 6	0- 0	0- 0	HOME	0- 2	0- 2	6- 2				
3- 11	0- 0	0- 0	AWAY	0- 4	0- 4	3- 3				
0- 0	0- 0	0- 0	NEUTRAL	0- 0	0- 0	0- 0				
2- 11	0- 0	0- 0	NON-CONFERENCE	0- 4	0- 3	2- 4				
2- 3	0- 0	0- 0	HOME	0- 1	0- 0	2- 2				
0- 8	0- 0	0- 0	AWAY	0- 3	0- 3	0- 2				
0- 0	0- 0	0- 0	NEUTRAL	0- 0	0- 0	0- 0				
7- 6	0- 0	0- 0	CONFERENCE	0- 2	0- 3	7- 1				
4- 3	0- 0	0- 0	HOME	0- 1	0- 2	4- 0				
3- 3	0- 0	0- 0	AWAY	0- 1	0- 1	3- 1				
0- 0	0- 0	0- 0	NEUTRAL	0- 0	0- 0	0- 0				

RPI 1-25			RPI 26-50			RPI 51-100			RPI 101+			Team's RPI: 262			
RPI	S	Opponent	Score	RPI	S	Opponent	Score	RPI	S	Opponent	Score				
								54	A	UC Riverside	81 92	118	H	Hawaii	62 63
								54	H	UC Riverside	53 83	121	A	LSU	50 68
								60	A	Oregon	51 79	129	A	La.-Lafayette	42 61
								64	A	Santa Clara	48 66	130	A	Long Beach St.	52 60
								64	H	Santa Clara	37 48	130	H	Long Beach St.	55 58
								76	A	Washington St.	44 61	137	A	Idaho	42 64
												187	A	UC Davis	51 80
												187	H	UC Davis	66 59
												197	H	Cal Poly	78 67
												205	H	UTRGV	60 62
												240	H	CSU Bakersfield	61 60
												241	H	Loyola Marymount	63 70
												247	A	Wyoming	67 76
												266	A	Pepperdine	69 71
												298	A	CSUN	65 49
												298	H	CSUN	70 58
												313	H	Morehead St.	93 78
												338	A	UC Irvine	80 62
												339	A	Cal St. Fullerton	65 47
												339	H	Cal St. Fullerton	79 49
LAST 12 Division I GAMES:															

Non-Div I Games: La Verne 89 41

UC Santa Barbara

■ Loss,
 ■ Non-Conf,
 ■ S Site,
 ■ Home
 ■ A Away
 N Neutral

Average RPI Win:	232	WON-LOST	WINNING	LAST 10	STRENGTH OF	OPP. STRENGTH	TEAM	ADJ.	CONF.	ADJ CONF.
Average RPI Loss:	119	RECORD	PCT. RANK	GAMES	SCHEDULE	OF SCHEDULE	RPI	RPI	RPI	RPI
DIV. I ONLY	7- 21	296	3- 7	156	92	270	270	9	9	
DIV. I NON-CONF.	3- 8	258	0- 0	142	178	250	250	7	7	
TOTALS	RPI 1-25	RPI 26-50	W-L RECORDS	RPI 51-100	RPI 101-150	RPI 150+				
7- 21	0- 3	0- 3	OVERALL	0- 3	0- 4	7- 8				
5- 10	0- 1	0- 2	HOME	0- 2	0- 2	5- 3				
2- 10	0- 1	0- 1	AWAY	0- 1	0- 2	2- 5				
0- 1	0- 1	0- 0	NEUTRAL	0- 0	0- 0	0- 0				
3- 8	0- 2	0- 1	NON-CONFERENCE	0- 0	0- 2	3- 3				
2- 4	0- 1	0- 1	HOME	0- 0	0- 1	2- 1				
1- 3	0- 0	0- 0	AWAY	0- 0	0- 1	1- 2				
0- 1	0- 1	0- 0	NEUTRAL	0- 0	0- 0	0- 0				
4- 13	0- 1	0- 2	CONFERENCE	0- 3	0- 2	4- 5				
3- 6	0- 0	0- 1	HOME	0- 2	0- 1	3- 2				
1- 7	0- 1	0- 1	AWAY	0- 1	0- 1	1- 3				
0- 0	0- 0	0- 0	NEUTRAL	0- 0	0- 0	0- 0				

RPI 1-25				RPI 26-50				RPI 51-100				RPI 101+				Team's RPI: 270	
RPI	S	Opponent	Score	RPI	S	Opponent	Score	RPI	S	Opponent	Score	RPI	S	Opponent	Score		
4	A	UConn	51 106	36	A	South Fla.	63 108	61	H	Temple	63 71	103	A	Memphis	59 75		
19	N	Florida	79 93	36	H	South Fla.	49 88	84	A	Tulane	54 75	103	H	Memphis	52 69		
22	H	Oklahoma St.	55 74	46	H	St. John's (NY)	42 70	84	H	Tulane	53 65	123	A	Akron	54 74		
												138	H	Buffalo	60 66		
												159	H	East Carolina	56 71		
												160	A	SMU	50 65		
												160	H	SMU	66 54		
												185	A	South Ala.	77 36		
												186	H	Butler	63 71		
												189	A	Stetson	68 83		
												192	A	Tulsa	71 95		
												192	H	Tulsa	75 74		
												210	A	Cincinnati	80 60		
												210	H	Cincinnati	50 68		
												259	A	Omaha	60 75		
												283	A	Houston	55 64		
												283	H	Houston	65 62		
												291	H	Florida A&M	93 55		
												302	H	FIU	89 72		
LAST 12 Division I GAMES:																	
283	H	Houston	65 62	283	A	Houston	55 64										
160	H	SMU	66 54	192	H	Tulsa	75 74										
84	H	Tulane	53 65	103	A	Memphis	59 75										
192	A	Tulsa	71 95	36	H	South Fla.	49 88										
103	H	Memphis	52 69	4	A	UConn	51 106										
160	A	SMU	50 65	210	A	Cincinnati	80 60										

Non-Div I Games:

UCF

■ Loss,
■ Non-Conf,
■ S Site,
■ H Home
■ A Away
N Neutral

U
C
L
AU
C
L
A

UCLA

Page 304

Average RPI Win:	115	WON-LOST	WINNING	LAST 10	STRENGTH OF	OPP. STRENGTH	TEAM	ADJ.	CONF.	ADJ CONF.
Average RPI Loss:	0	RECORD	PCT. RANK	GAMES	SCHEDULE	OF SCHEDULE	RPI	RPI	RPI	RPI
DIV. I ONLY	27- 0	1	10- 0	41	27	4	4	9	9	
DIV. I NON-CONF.	11- 0	1	1- 0	1	1	1	1	7	7	
TOTALS	RPI 1-25	RPI 26-50	W-L RECORDS	RPI 51-100	RPI 101-150	RPI 150+				
27- 0	6- 0	2- 0	OVERALL	5- 0	3- 0	11- 0				
11- 0	1- 0	1- 0	HOME	2- 0	2- 0	5- 0				
14- 0	3- 0	1- 0	AWAY	3- 0	1- 0	6- 0				
2- 0	2- 0	0- 0	NEUTRAL	0- 0	0- 0	0- 0				
11- 0	6- 0	1- 0	NON-CONFERENCE	2- 0	1- 0	1- 0				
4- 0	1- 0	1- 0	HOME	1- 0	1- 0	0- 0				
5- 0	3- 0	0- 0	AWAY	1- 0	0- 0	1- 0				
2- 0	2- 0	0- 0	NEUTRAL	0- 0	0- 0	0- 0				
16- 0	0- 0	1- 0	CONFERENCE	3- 0	2- 0	10- 0				
7- 0	0- 0	0- 0	HOME	1- 0	1- 0	5- 0				
9- 0	0- 0	1- 0	AWAY	2- 0	1- 0	5- 0				
0- 0	0- 0	0- 0	NEUTRAL	0- 0	0- 0	0- 0				

RPI	S	Opponent	Score	RPI	S	Opponent	Score	RPI	S	Opponent	Score	RPI	S	Opponent	Score
1	H	Notre Dame	91 81	36	A	South Fla.	75 59	51	A	Chattanooga	79 31	103	A	Memphis	86 46
2	A	South Carolina	66 54	47	H	Kansas St.	97 57	61	A	Temple	85 60	103	H	Memphis	83 40
5	A	Ohio St.	100 56					61	H	Temple	104 49	121	H	LSU	86 40
11	N	Maryland	83 73					84	A	Tulane	96 38	159	A	East Carolina	84 41
17	N	Florida St.	73 49					88	H	Nebraska	88 46	159	H	East Carolina	92 46
20	A	DePaul	86 70									160	A	SMU	90 37
LAST 12 Division I GAMES:															
160	H	SMU	88 41	84	A	Tulane	96 38	103	H	Memphis	83 40	192	A	Tulsa	94 30
159	A	East Carolina	84 41	103	H	Memphis	83 40	192	A	Tulsa	94 30	160	A	SMU	90 37
210	H	Cincinnati	88 34	192	A	Tulsa	94 30	160	A	SMU	90 37	270	H	UCF	106 51
61	A	Temple	85 60	160	A	SMU	90 37	270	H	UCF	106 51	283	A	Houston	76 37
2	A	South Carolina	66 54	270	H	UCF	106 51	306	A	Colgate	94 50				
159	H	East Carolina	92 46	61	H	Temple	104 49								

Non-Div I Games:

UConn

■ Loss,
 ■ Non-Conf, S Site,
 ■ Home
 ■ Away
 N Neutral

Average RPI Win:	253	WON-LOST	WINNING	LAST 10	STRENGTH OF	OPP. STRENGTH	TEAM	ADJ.	CONF.	ADJ CONF.
Average RPI Loss:	134	RECORD	PCT. RANK	GAMES	SCHEDULE	OF SCHEDULE	RPI	RPI	RPI	RPI
DIV. I ONLY	17- 11	109	6- 4	267	218	167	167	15	15	
DIV. I NON-CONF.	9- 4	95	0- 0	295	244	160	160	18	18	
TOTALS	RPI 1-25	RPI 26-50	W-L RECORDS	RPI 51-100	RPI 101-150	RPI 150+				
17- 11	0- 0	0- 3	OVERALL	1- 2	1- 2	15- 4				
8- 5	0- 0	0- 2	HOME	1- 1	0- 1	7- 1				
8- 6	0- 0	0- 1	AWAY	0- 1	1- 1	7- 3				
1- 0	0- 0	0- 0	NEUTRAL	0- 0	0- 0	1- 0				
9- 4	0- 0	0- 1	NON-CONFERENCE	1- 0	0- 1	8- 2				
4- 2	0- 0	0- 1	HOME	1- 0	0- 0	3- 1				
4- 2	0- 0	0- 0	AWAY	0- 0	0- 1	4- 1				
1- 0	0- 0	0- 0	NEUTRAL	0- 0	0- 0	1- 0				
8- 7	0- 0	0- 2	CONFERENCE	0- 2	1- 1	7- 2				
4- 3	0- 0	0- 1	HOME	0- 1	0- 1	4- 0				
4- 4	0- 0	0- 1	AWAY	0- 1	1- 0	3- 2				
0- 0	0- 0	0- 0	NEUTRAL	0- 0	0- 0	0- 0				

RPI 1-25			RPI 26-50			RPI 51-100			RPI 101+			Team's RPI: 167			
RPI	S	Opponent	Score	RPI	S	Opponent	Score	RPI	S	Opponent	Score	RPI	S	Opponent	Score
				29	H	Penn	46 81	69	A	Maine	55 65	102	A	Saint Joseph's	45 104
				48	A	Albany (NY)	39 63	69	H	Maine	38 72	144	A	Stony Brook	69 65
				48	H	Albany (NY)	42 77	89	H	Bucknell	65 52	144	H	Stony Brook	60 69
												217	A	Hartford	57 65
												217	H	Hartford	58 51
												235	A	Binghamton	56 70
												235	H	Binghamton	62 51
												237	H	Columbia	68 70
												238	A	New Hampshire	65 55
												243	A	Morgan St.	65 46
												245	A	Loyola Maryland	52 46
												256	A	Coppin St.	68 61
												268	H	La Salle	60 29
												274	H	American	47 46
												281	A	Towson	51 61
												282	A	UMES	55 52
												284	H	Rider	58 53
												284	N	Rider	67 58
												296	A	Vermont	74 60
												296	H	Vermont	85 48
												323	A	UMass Lowell	68 44
												323	H	UMass Lowell	68 52
LAST 12 Division I GAMES:															
				235	A	Binghamton	56 70	48	A	Albany (NY)	39 63				
				296	A	Vermont	74 60	238	A	New Hampshire	65 55				
				217	H	Hartford	58 51	235	H	Binghamton	62 51				
				323	H	UMass Lowell	68 52	217	A	Hartford	57 65				
				144	A	Stony Brook	69 65	323	A	UMass Lowell	68 44				
				69	H	Maine	38 72	144	H	Stony Brook	60 69				

Non-Div I Games:

UMBC

■ Loss,
■ Non-Conf,
■ S Site,
■ H Home
■ A Away
N Neutral

UMES				STRENGTH OF SCHEDULE	OPP. STRENGTH OF SCHEDULE	TEAM RPI	ADJ. RPI	CONF. RPI	ADJ CONF. RPI
Average RPI Win:	287	WON-LOST RECORD	WINNING PCT. RANK						
Average RPI Loss:	194		LAST 10 GAMES						
DIV. I ONLY	9- 16	255	5- 3	278	325	282	282	31	31
DIV. I NON-CONF.	1- 10	330	0- 0	75	215	280	280	30	30
TOTALS	RPI 1-25	RPI 26-50	W-L RECORDS	RPI 51-100	RPI 101-150	RPI 150+			
9- 16	0- 2	0- 0	OVERALL	0- 2	0- 2	9- 10			
5- 8	0- 1	0- 0	HOME	0- 1	0- 1	5- 5			
4- 8	0- 1	0- 0	AWAY	0- 1	0- 1	4- 5			
0- 0	0- 0	0- 0	NEUTRAL	0- 0	0- 0	0- 0			
1- 10	0- 2	0- 0	NON-CONFERENCE	0- 2	0- 2	1- 4			
1- 5	0- 1	0- 0	HOME	0- 1	0- 1	1- 2			
0- 5	0- 1	0- 0	AWAY	0- 1	0- 1	0- 2			
0- 0	0- 0	0- 0	NEUTRAL	0- 0	0- 0	0- 0			
8- 6	0- 0	0- 0	CONFERENCE	0- 0	0- 0	8- 6			
4- 3	0- 0	0- 0	HOME	0- 0	0- 0	4- 3			
4- 3	0- 0	0- 0	AWAY	0- 0	0- 0	4- 3			
0- 0	0- 0	0- 0	NEUTRAL	0- 0	0- 0	0- 0			

RPI 1-25				RPI 26-50				RPI 51-100				RPI 101+ Team's RPI: 282			
RPI	S	Opponent	Score	RPI	S	Opponent	Score	RPI	S	Opponent	Score	RPI	S	Opponent	Score
11	H	Maryland	30 106					82	A	VCU	39 63	143	H	Old Dominion	52 69
21	A	Duquesne	59 95					95	H	Georgetown	60 71	148	A	Xavier	56 61
												152	H	Hampton	55 76
												161	A	Northeastern	49 60
												167	H	UMBC	52 55
												203	H	USC Upstate	78 59
												236	A	N.C. A&T	56 50
												243	H	Morgan St.	69 77
												255	H	Bethune-Cookman	76 71
												256	A	Coppin St.	54 61
												291	H	Florida A&M	61 47
												293	A	Savannah St.	42 60
												299	A	South Carolina St.	63 56
												299	H	South Carolina St.	61 55
												300	A	UNCG	51 71
												327	A	Delaware St.	70 61
												330	H	Mt. St. Mary's	50 57
												335	A	Howard	79 57
												335	H	Howard	62 59
												347	H	Norfolk St.	63 74
												349	A	N.C. Central	46 49
LAST 12 Division I GAMES:															
291	H	Florida A&M	61 47	335	H	Howard	62 59								
299	H	South Carolina St.	61 55	256	A	Coppin St.	54 61								
335	A	Howard	79 57	255	H	Bethune-Cookman	76 71								
327	A	Delaware St.	70 61	299	A	South Carolina St.	63 56								
347	H	Norfolk St.	63 74	293	A	Savannah St.	42 60								
152	H	Hampton	55 76	243	H	Morgan St.	69 77								

Non-Div I Games: Cheyney 76 46

UMES

■ Loss,
 ■ Non-Conf, S Site,
 ■ Home
 ■ Away
 N Neutral

Average RPI Win:	240	WON-LOST	WINNING	LAST 10	STRENGTH OF	OPP. STRENGTH	TEAM	ADJ.	CONF.	ADJ CONF.
Average RPI Loss:	218	RECORD	PCT. RANK	GAMES	SCHEDULE	OF SCHEDULE	RPI	RPI	RPI	RPI
DIV. I ONLY	7- 16	275	3- 7	330	246	303	303	25	25	
DIV. I NON-CONF.	3- 8	258	0- 0	328	249	314	314	25	25	
TOTALS	RPI 1-25	RPI 26-50	W-L RECORDS	RPI 51-100	RPI 101-150	RPI 150+				
7- 16	0- 0	0- 0	OVERALL	0- 1	0- 2	7- 13				
2- 8	0- 0	0- 0	HOME	0- 1	0- 1	2- 6				
5- 8	0- 0	0- 0	AWAY	0- 0	0- 1	5- 7				
0- 0	0- 0	0- 0	NEUTRAL	0- 0	0- 0	0- 0				
3- 8	0- 0	0- 0	NON-CONFERENCE	0- 0	0- 2	3- 6				
1- 3	0- 0	0- 0	HOME	0- 0	0- 1	1- 2				
2- 5	0- 0	0- 0	AWAY	0- 0	0- 1	2- 4				
0- 0	0- 0	0- 0	NEUTRAL	0- 0	0- 0	0- 0				
4- 8	0- 0	0- 0	CONFERENCE	0- 1	0- 0	4- 7				
1- 5	0- 0	0- 0	HOME	0- 1	0- 0	1- 4				
3- 3	0- 0	0- 0	AWAY	0- 0	0- 0	3- 3				
0- 0	0- 0	0- 0	NEUTRAL	0- 0	0- 0	0- 0				

RPI S	Opponent	Score	RPI S	Opponent	Score	RPI S	Opponent	Score	RPI S	Opponent	Score	Team's RPI: 303
						93	H New Mexico St.	62 68	114	A Northwestern	38 80	
									145	H SIUE	58 63	
									174	A Milwaukee	48 70	
									205	A UTRGV	59 57	
									205	H UTRGV	53 62	
									206	A Utah Valley	71 79	
									206	H Utah Valley	44 58	
									207	H Indiana St.	47 77	
									214	A Kansas	47 44	
									215	A Southeast Mo. St.	65 78	
									226	A Grand Canyon	63 57	
									226	H Grand Canyon	59 68	
									240	A CSU Bakersfield	56 40	
									240	H CSU Bakersfield	68 78	
									243	A Morgan St.	59 50	
									258	A Seattle	63 69	
									258	H Seattle	64 43	
									259	A Omaha	42 57	
									281	A Towson	47 70	
									297	H Denver	68 58	
									326	H North Florida	55 62	
									340	A Chicago St.	72 77	
LAST 12 Division I GAMES:												
206	H	Utah Valley	44	58	226	A	Grand Canyon	63	57			
226	H	Grand Canyon	59	68	206	A	Utah Valley	71	79			
205	A	UTRGV	59	57	205	H	UTRGV	53	62			
258	H	Seattle	64	43	93	H	New Mexico St.	62	68			
240	H	CSU Bakersfield	68	78	240	A	CSU Bakersfield	56	40			
340	A	Chicago St.	72	77	258	A	Seattle	63	69			

Non-Div I Games: Stephens College 76 46 Bethany (KS) 64 51

UMKC

Loss, Non-Conf, S Site, H Home A Away N Neutral

Average RPI Win:	300	WON-LOST	WINNING	LAST 10	STRENGTH OF	OPP. STRENGTH	TEAM	ADJ.	CONF.	ADJ CONF.
Average RPI Loss:	180	RECORD	PCT. RANK	GAMES	SCHEDULE	OF SCHEDULE	RPI	RPI	RPI	RPI
DIV. I ONLY	4- 23	330	1- 9	246	237	323	323	15	15	
DIV. I NON-CONF.	3- 9	272	0- 0	271	283	297	297	18	18	
TOTALS	RPI 1-25	RPI 26-50	W-L RECORDS	RPI 51-100	RPI 101-150	RPI 150+				
4- 23	0- 1	0- 2	OVERALL	0- 2	0- 3	4- 15				
2- 10	0- 0	0- 1	HOME	0- 1	0- 1	2- 7				
2- 13	0- 0	0- 0	AWAY	0- 0	0- 0	2- 0				
0- 0	0- 0	0- 0	NEUTRAL	0- 0	0- 0	0- 0				
3- 9	0- 1	0- 1	NON-CONFERENCE	0- 0	0- 1	3- 6				
2- 2	0- 0	0- 0	HOME	0- 0	0- 0	2- 2				
1- 7	0- 1	0- 1	AWAY	0- 0	0- 1	1- 4				
0- 0	0- 0	0- 0	NEUTRAL	0- 0	0- 0	0- 0				
1- 14	0- 0	0- 1	CONFERENCE	0- 2	0- 2	1- 9				
0- 8	0- 0	0- 1	HOME	0- 1	0- 1	0- 5				
1- 6	0- 0	0- 0	AWAY	0- 1	0- 1	1- 4				
0- 0	0- 0	0- 0	NEUTRAL	0- 0	0- 0	0- 0				

RPI 1-25				RPI 26-50				RPI 51-100				RPI 101+				Team's RPI: 323	
RPI	S	Opponent	Score	RPI	S	Opponent	Score	RPI	S	Opponent	Score	RPI	S	Opponent	Score		
11	A	Maryland	53 102	26	A	Miami (FL)	53 84	69	A	Maine	44 74	119	A	Boston College	55 66		
				48	H	Albany (NY)	55 85	69	H	Maine	46 73	144	A	Stony Brook	46 60		
												144	H	Stony Brook	50 64		
												167	A	UMBC	52 68		
												167	H	UMBC	44 68		
												209	A	Massachusetts	58 84		
												217	A	Hartford	59 72		
												217	H	Hartford	70 75		
												222	A	Rhode Island	64 72		
												235	A	Binghamton	52 55		
												235	H	Binghamton	70 75		
												237	H	Columbia	57 67		
												238	A	New Hampshire	61 65		
												238	H	New Hampshire	55 63		
												246	H	Bryant	64 83		
												250	H	Holy Cross	75 67		
												285	A	Central Conn. St.	53 64		
												296	A	Vermont	68 66		
												296	H	Vermont	51 59		
												302	A	FIU	68 71		
												309	A	Fairleigh Dickinson	78 67		
												344	H	Boston U.	70 57		
LAST 12 Division I GAMES:																	
				235	A	Binghamton	52 55					217	H	Hartford	70 75		
				238	H	New Hampshire	55 63					48	H	Albany (NY)	55 85		
				167	A	UMBC	52 68					235	H	Binghamton	70 75		
				69	H	Maine	46 73					238	A	New Hampshire	61 65		
				296	A	Vermont	68 66					296	H	Vermont	51 59		
				144	A	Stony Brook	46 60					167	H	UMBC	44 68		

Non-Div I Games:

UMass Lowell

■ Loss,
■ Non-Conf,
■ S Site,
■ H Home
■ A Away
N Neutral

UNC Asheville

Through Games Of Feb. 24, 2016

Average RPI Win:	261	WON-LOST	WINNING	LAST 10	STRENGTH OF	OPP. STRENGTH	TEAM	ADJ.	CONF.	ADJ CONF.
Average RPI Loss:	182	RECORD	PCT. RANK	GAMES	SCHEDULE	OF SCHEDULE	RPI	RPI	RPI	RPI
DIV. I ONLY	19- 5	29	8- 2	325	291	122	122	27	27	
DIV. I NON-CONF.	5- 2	86	0- 0	340	292	186	186	29	29	
TOTALS	RPI 1-25	RPI 26-50	W-L RECORDS	RPI 51-100	RPI 101-150	RPI 150+				
19- 5	0- 0	0- 0	OVERALL	0- 0	1- 1	18- 4				
9- 1	0- 0	0- 0	HOME	0- 0	1- 0	8- 1				
10- 4	0- 0	0- 0	AWAY	0- 0	0- 0	10- 0				
0- 0	0- 0	0- 0	NEUTRAL	0- 0	0- 0	0- 0				
5- 2	0- 0	0- 0	NON-CONFERENCE	0- 0	0- 0	5- 2				
3- 0	0- 0	0- 0	HOME	0- 0	0- 0	3- 0				
2- 2	0- 0	0- 0	AWAY	0- 0	0- 0	2- 2				
0- 0	0- 0	0- 0	NEUTRAL	0- 0	0- 0	0- 0				
14- 3	0- 0	0- 0	CONFERENCE	0- 0	1- 1	13- 2				
6- 1	0- 0	0- 0	HOME	0- 0	1- 0	5- 1				
8- 2	0- 0	0- 0	AWAY	0- 0	0- 1	8- 1				
0- 0	0- 0	0- 0	NEUTRAL	0- 0	0- 0	0- 0				

RPI 1-25			RPI 26-50			RPI 51-100			RPI 101+ Team's RPI: 122		
RPI	S	Opponent	Score	RPI	S	Opponent	Score	RPI	S	Opponent	Score
								112	A	Liberty	53 71
								112	H	Liberty	56 51
								162	A	ETSU	68 74
								193	A	Gardner-Webb	51 57
								193	H	Gardner-Webb	56 58
								196	A	Radford	54 46
								196	H	Radford	58 48
								203	H	USC Upstate	68 59
								225	A	Presbyterian	72 63
								225	H	Presbyterian	68 59
								227	H	Furman	84 71
								251	A	Clemson	49 67
								254	A	High Point	82 81
								269	A	Coastal Caro.	63 52
								269	H	Coastal Caro.	77 69
								292	A	Campbell	72 58
								294	A	Charleston So.	58 50
								300	H	UNCG	95 52
								304	A	Wofford	70 63
								310	A	Western Caro.	67 45
								320	A	Winthrop	67 59
								320	H	Winthrop	63 55
								322	A	Longwood	61 54
								322	H	Longwood	81 42
LAST 12 Division I GAMES:											
193	A	Gardner-Webb	51 57	196	A	Radford	54 46				
196	H	Radford	58 48	225	H	Presbyterian	68 59				
112	H	Liberty	56 51	254	A	High Point	82 81				
322	A	Longwood	61 54	193	H	Gardner-Webb	56 58				
269	H	Coastal Caro.	77 69	322	H	Longwood	81 42				
320	A	Winthrop	67 59	294	A	Charleston So.	58 50				

Non-Div I Games: Montreat 89 41 Warren Wilson 108 47

UNC Asheville

Loss, Non-Conf, S Site, H Home A Away N Neutral

Average RPI Win:	303	WON-LOST	WINNING	LAST 10	STRENGTH OF	OPP. STRENGTH	TEAM	ADJ.	CONF.	ADJ CONF.
Average RPI Loss:	164	RECORD	PCT. RANK	GAMES	SCHEDULE	OF SCHEDULE	RPI	RPI	RPI	RPI
DIV. I ONLY	6- 19	298	0- 10	219	265	300	300	17	17	
DIV. I NON-CONF.	6- 6	160	0- 0	248	334	208	208	15	15	
TOTALS	RPI 1-25	RPI 26-50	W-L RECORDS	RPI 51-100	RPI 101-150	RPI 150+				
6- 19	0- 1	0- 0	OVERALL	0- 3	0- 5	6- 10				
4- 7	0- 0	0- 0	HOME	0- 1	0- 2	4- 4				
1- 12	0- 1	0- 0	AWAY	0- 2	0- 3	1- 6				
1- 0	0- 0	0- 0	NEUTRAL	0- 0	0- 0	1- 0				
6- 6	0- 1	0- 0	NON-CONFERENCE	0- 1	0- 1	6- 3				
4- 1	0- 0	0- 0	HOME	0- 0	0- 0	4- 1				
1- 5	0- 1	0- 0	AWAY	0- 1	0- 1	1- 2				
1- 0	0- 0	0- 0	NEUTRAL	0- 0	0- 0	1- 0				
0- 13	0- 0	0- 0	CONFERENCE	0- 2	0- 4	0- 7				
0- 6	0- 0	0- 0	HOME	0- 1	0- 2	0- 3				
0- 7	0- 0	0- 0	AWAY	0- 1	0- 2	0- 4				
0- 0	0- 0	0- 0	NEUTRAL	0- 0	0- 0	0- 0				

RPI 1-25				RPI 26-50				RPI 51-100				RPI 101+ Team's RPI: 300			
RPI	S	Opponent	Score	RPI	S	Opponent	Score	RPI	S	Opponent	Score	RPI	S	Opponent	Score
2	A	South Carolina	44 92					51	A	Chattanooga	61 72	109	A	Samford	49 80
								51	H	Chattanooga	53 74	109	H	Samford	52 57
								84	A	Tulane	53 74	111	A	Mercer	47 81
												111	H	Mercer	78 86
												122	A	UNC Asheville	52 95
												162	A	ETSU	73 89
												162	H	ETSU	77 80
												193	A	Gardner-Webb	57 59
												203	A	USC Upstate	61 84
												227	A	Furman	71 85
												227	H	Furman	59 75
												254	H	High Point	82 72
												273	H	Tennessee Tech	64 73
												277	N	Cleveland St.	55 51
												282	H	UMES	71 51
												304	A	Wofford	64 104
												304	H	Wofford	56 58
												310	A	Western Caro.	72 84
												322	H	Longwood	81 60
												336	A	New Orleans	81 79
												349	H	N.C. Central	103 56
LAST 12 Division I GAMES:															
304	A	Wofford	64 104	310	A	Western Caro.	72 84	227	H	Furman	59 75	304	H	Wofford	56 58
227	A	Furman	71 85	51	A	Chattanooga	61 72	162	A	ETSU	73 89	109	H	Samford	52 57
162	H	ETSU	77 80	51	H	Chattanooga	53 74	162	A	ETSU	73 89				
51	H	Chattanooga	53 74	111	A	Mercer	47 81								
111	A	Mercer	47 81	109	A	Samford	49 80								

Non-Div I Games: Barton 82 55 Pfeiffer 71 52 Francis Marion 63 66

UNCG

Loss, Non-Conf, S Site, H Home A Away N Neutral

Average RPI Win: 261	WON-LOST	WINNING	LAST 10	STRENGTH OF	OPP. STRENGTH	TEAM	ADJ.	CONF.	ADJ CONF.
Average RPI Loss: 117	RECORD	PCT. RANK	GAMES	SCHEDULE	OF SCHEDULE	RPI	RPI	RPI	RPI
DIV. I ONLY	6- 19	298	2- 8	129	154	257	257	13	13
DIV. I NON-CONF.	3- 7	248	0- 0	143	222	224	224	11	11
TOTALS	RPI 1-25	RPI 26-50	W-L RECORDS	RPI 51-100	RPI 101-150	RPI 150+			
6- 19	0- 0	0- 2	OVERALL	0- 9	1- 0	5- 8			
3- 9	0- 0	0- 1	HOME	0- 4	1- 0	2- 4			
3- 10	0- 0	0- 1	AWAY	0- 5	0- 0	3- 4			
0- 0	0- 0	0- 0	NEUTRAL	0- 0	0- 0	0- 0			
3- 7	0- 0	0- 1	NON-CONFERENCE	0- 3	1- 0	2- 3			
1- 4	0- 0	0- 1	HOME	0- 1	1- 0	0- 2			
2- 3	0- 0	0- 0	AWAY	0- 2	0- 0	2- 1			
0- 0	0- 0	0- 0	NEUTRAL	0- 0	0- 0	0- 0			
3- 12	0- 0	0- 1	CONFERENCE	0- 6	0- 0	3- 5			
2- 5	0- 0	0- 0	HOME	0- 3	0- 0	2- 2			
1- 7	0- 0	0- 1	AWAY	0- 3	0- 0	1- 3			
0- 0	0- 0	0- 0	NEUTRAL	0- 0	0- 0	0- 0			

RPI S	Opponent	Score	RPI S	Opponent	Score	RPI S	Opponent	Score	RPI S	Opponent	Score	Team's RPI: 257
35	H Ohio	59 75	42	A James Madison	40 60	51	H Chattanooga	33 61	140	H Jacksonville	51 49	
						52	A Duke	56 78	161	A Northeastern	52 69	
						74	A Hofstra	38 62	161	H Northeastern	66 72	
						74	H Hofstra	64 68	169	A Delaware	59 67	
						81	A Drexel	60 66	173	H Davidson	50 77	
						81	H Drexel	57 71	184	A Richmond	53 63	
						82	A VCU	45 58	189	H Stetson	49 52	
						96	A Elon	53 70	191	A William & Mary	65 77	
						96	H Elon	60 67	191	H William & Mary	59 44	
									230	H Col. of Charleston	53 64	
									281	A Towson	52 49	
									281	H Towson	53 51	
									326	A North Florida	63 47	
									347	A Norfolk St.	61 57	
LAST 12 Division I GAMES:												
161	A Northeastern	52 69	42	A James Madison	40 60							
74	A Hofstra	38 62	281	H Towson	53 51							
81	A Drexel	60 66	96	A Elon	53 70							
161	H Northeastern	66 72	191	A William & Mary	65 77							
191	H William & Mary	59 44	230	H Col. of Charleston	53 64							
81	H Drexel	57 71	74	H Hofstra	64 68							

Non-Div I Games: UNC Pembroke 68 43

UNCW

■ Loss,
 ■ Non-Conf,
 ■ S Site,
 ■ H Home
 ■ A Away
 N Neutral

Average RPI Win:	202	WON-LOST	WINNING	LAST 10	STRENGTH OF	OPP. STRENGTH	TEAM	ADJ.	CONF.	ADJ CONF.
Average RPI Loss:	102	RECORD	PCT. RANK	GAMES	SCHEDULE	OF SCHEDULE	RPI	RPI	RPI	RPI
DIV. I ONLY	15- 9	98	8- 2	140	140	105	105	21	21	
DIV. I NON-CONF.	4- 6	201	0- 0	37	17	136	136	17	17	
TOTALS	RPI 1-25	RPI 26-50	W-L RECORDS	RPI 51-100	RPI 101-150	RPI 150+				
15- 9	0- 0	0- 1	OVERALL	3- 3	3- 4	9- 1				
7- 4	0- 0	0- 0	HOME	1- 2	1- 2	5- 0				
6- 4	0- 0	0- 0	AWAY	1- 1	1- 2	4- 1				
2- 1	0- 0	0- 1	NEUTRAL	1- 0	1- 0	0- 0				
4- 6	0- 0	0- 1	NON-CONFERENCE	2- 2	1- 3	1- 0				
2- 2	0- 0	0- 0	HOME	1- 1	0- 1	1- 0				
0- 3	0- 0	0- 0	AWAY	0- 1	0- 2	0- 0				
2- 1	0- 0	0- 1	NEUTRAL	1- 0	1- 0	0- 0				
11- 3	0- 0	0- 0	CONFERENCE	1- 1	2- 1	8- 1				
5- 2	0- 0	0- 0	HOME	0- 1	1- 1	4- 0				
6- 1	0- 0	0- 0	AWAY	1- 0	1- 0	4- 1				
0- 0	0- 0	0- 0	NEUTRAL	0- 0	0- 0	0- 0				

RPI S	Opponent	Score	RPI S	Opponent	Score	RPI S	Opponent	Score	RPI S	Opponent	Score	Team's RPI: 105
32 N	Seton Hall	49 57	59 H	Iowa	65 80	104 H	Iowa St.	75 84	106 A	Drake	79 73	
			63 A	South Dakota St.	86 89	106 H	Drake	85 74	116 A	North Dakota	59 64	
			65 H	South Dakota	64 43	123 N	Akron	59 51	135 H	Southern Ill.	60 65	
			77 N	Georgia Tech	61 58	141 A	Creighton	61 69	180 A	Loyola Chicago	60 64	
			90 A	Missouri St.	65 60	192 H	Tulsa	75 59	207 A	Indiana St.	61 45	
			90 H	Missouri St.	75 78	207 H	Indiana St.	53 42	288 A	Wichita St.	55 44	
						288 H	Wichita St.	69 48	305 A	Bradley	55 47	
						321 A	Illinois St.	61 35	321 H	Illinois St.	65 51	
						328 H	Evansville	62 51				
LAST 12 Division I GAMES:												
106 H	Drake	85 74	180 A	Loyola Chicago	60 64							
321 A	Illinois St.	61 35	106 A	Drake	79 73							
207 A	Indiana St.	61 45	207 H	Indiana St.	53 42							
288 H	Wichita St.	69 48	321 H	Illinois St.	65 51							
90 H	Missouri St.	75 78	90 A	Missouri St.	65 60							
305 A	Bradley	55 47	288 A	Wichita St.	55 44							

Non-Div I Games: Rockhurst 58 39

UNI

Average RPI Win:	268	WON-LOST	WINNING	LAST 10	STRENGTH OF	OPP. STRENGTH	TEAM	ADJ.	CONF.	ADJ CONF.
Average RPI Loss:	125	RECORD	PCT. RANK	GAMES	SCHEDULE	OF SCHEDULE	RPI	RPI	RPI	RPI
DIV. I ONLY	14- 12	148	5- 5	269	212	201	201	19	19	
DIV. I NON-CONF.	6- 4	125	0- 0	288	212	194	194	20	20	
TOTALS	RPI 1-25	RPI 26-50	W-L RECORDS	RPI 51-100	RPI 101-150	RPI 150+				
14- 12	0- 1	0- 3	OVERALL	0- 0	1- 5	13- 3				
10- 3	0- 0	0- 1	HOME	0- 0	1- 2	9- 0				
4- 8	0- 0	0- 2	AWAY	0- 0	0- 3	4- 3				
0- 1	0- 1	0- 0	NEUTRAL	0- 0	0- 0	0- 0				
6- 4	0- 1	0- 1	NON-CONFERENCE	0- 0	0- 2	6- 0				
4- 1	0- 0	0- 0	HOME	0- 0	0- 1	4- 0				
2- 2	0- 0	0- 1	AWAY	0- 0	0- 1	2- 0				
0- 1	0- 1	0- 0	NEUTRAL	0- 0	0- 0	0- 0				
8- 8	0- 0	0- 2	CONFERENCE	0- 0	1- 3	7- 3				
6- 2	0- 0	0- 1	HOME	0- 0	1- 1	5- 0				
2- 6	0- 0	0- 1	AWAY	0- 0	0- 2	2- 3				
0- 0	0- 0	0- 0	NEUTRAL	0- 0	0- 0	0- 0				

RPI 1-25			RPI 26-50			RPI 51-100			RPI 101+ Team's RPI: 201		
RPI	S	Opponent	Score	RPI	S	Opponent	Score	RPI	S	Opponent	Score
24	N	UTEP	52 60	39	A	Colorado St.	52 83	106	H	Drake	68 76
				39	H	Colorado St.	56 64	130	A	Long Beach St.	63 67
				40	A	Southern California	42 73	134	A	Fresno St.	54 58
								134	H	Fresno St.	52 57
								150	A	Boise St.	56 75
								150	H	Boise St.	78 68
								178	A	New Mexico	53 67
								178	H	New Mexico	57 48
								183	H	George Mason	67 59
								195	A	San Jose St.	61 69
								208	H	Utah St.	46 38
								247	H	Wyoming	66 37
								248	A	San Diego St.	55 41
								266	H	Pepperdine	83 63
								283	A	Houston	63 60
								312	A	A&M-Corpus Christi	65 51
								325	A	Nevada	65 71
								325	H	Nevada	65 59
								329	H	Southern Utah	79 44
								338	H	UC Irvine	72 52
								343	A	Air Force	60 56
								343	H	Air Force	62 51
LAST 12 Division I GAMES:											
150	H	Boise St.	78 68	178	H	New Mexico	57 48				
325	A	Nevada	65 71	248	A	San Diego St.	55 41				
343	H	Air Force	62 51	150	A	Boise St.	56 75				
39	A	Colorado St.	52 83	325	H	Nevada	65 59				
195	A	San Jose St.	61 69	208	H	Utah St.	46 38				
134	H	Fresno St.	52 57	343	A	Air Force	60 56				

Non-Div I Games: Cal St. San Marcos 62 43

UNLV

■ Loss,
 ■ Non-Conf,
 ■ S Site,
 ■ Home
 ■ A Away
 N Neutral

Average RPI Win:	304	WON-LOST	WINNING	LAST 10	STRENGTH OF	OPP. STRENGTH	TEAM	ADJ.	CONF.	ADJ CONF.
Average RPI Loss:	131	RECORD	PCT. RANK	GAMES	SCHEDULE	OF SCHEDULE	RPI	RPI	RPI	RPI
DIV. I ONLY	15- 10	113	7- 3	331	283	203	203	29	29	
DIV. I NON-CONF.	6- 6	160	0- 0	338	281	256	256	28	28	
TOTALS	RPI 1-25	RPI 26-50	W-L RECORDS	RPI 51-100	RPI 101-150	RPI 150+				
15- 10	0- 0	0- 0	OVERALL	0- 4	0- 4	15- 2				
7- 3	0- 0	0- 0	HOME	0- 1	0- 1	7- 1				
8- 7	0- 0	0- 0	AWAY	0- 3	0- 3	8- 1				
0- 0	0- 0	0- 0	NEUTRAL	0- 0	0- 0	0- 0				
6- 6	0- 0	0- 0	NON-CONFERENCE	0- 2	0- 2	6- 2				
3- 1	0- 0	0- 0	HOME	0- 0	0- 0	3- 1				
3- 5	0- 0	0- 0	AWAY	0- 2	0- 2	3- 1				
0- 0	0- 0	0- 0	NEUTRAL	0- 0	0- 0	0- 0				
9- 4	0- 0	0- 0	CONFERENCE	0- 2	0- 2	9- 0				
4- 2	0- 0	0- 0	HOME	0- 1	0- 1	4- 0				
5- 2	0- 0	0- 0	AWAY	0- 1	0- 1	5- 0				
0- 0	0- 0	0- 0	NEUTRAL	0- 0	0- 0	0- 0				

RPI S	Opponent	Score	RPI S	Opponent	Score	RPI S	Opponent	Score	RPI S	Opponent	Score	Team's RPI: 203
						62	A Michigan	61 119	122	A UNC Asheville	59 68	
						67	A FGCU	43 54	124	A North Carolina	40 80	
						67	H FGCU	44 56	140	A Jacksonville	69 75	
						77	A Georgia Tech	46 87	140	H Jacksonville	43 49	
									189	A Stetson	61 56	
									189	H Stetson	73 58	
									227	H Furman	63 75	
									282	A UMES	59 78	
									295	A Kennesaw St.	61 53	
									295	H Kennesaw St.	66 57	
									300	H UNCG	84 61	
									310	H Western Caro.	68 59	
									313	A Morehead St.	86 72	
									317	A IPFW	84 81	
									326	A North Florida	75 61	
									326	H North Florida	69 54	
									331	A Lipscomb	81 54	
									331	H Lipscomb	93 71	
									345	A NJIT	58 41	
									347	A Norfolk St.	82 62	
									349	H N.C. Central	68 46	
LAST 12 Division I GAMES:												
			140	A Jacksonville	69 75		295	H Kennesaw St.	66 57			
			326	A North Florida	75 61		331	A Lipscomb	81 54			
			67	H FGCU	44 56		326	H North Florida	69 54			
			189	H Stetson	73 58		140	H Jacksonville	43 49			
			295	A Kennesaw St.	61 53		189	A Stetson	61 56			
			331	H Lipscomb	93 71		67	A FGCU	43 54			

Non-Div I Games: Southern Wesleyan 84 51 Mars Hill 81 65 Bob Jones 96 46

USC Upstate

Loss, Non-Conf, S Site, H Home A Away N Neutral

Average RPI Win:	253	WON-LOST	WINNING	LAST 10	STRENGTH OF	OPP. STRENGTH	TEAM	ADJ.	CONF.	ADJ CONF.
Average RPI Loss:	112	RECORD	PCT. RANK	GAMES	SCHEDULE	OF SCHEDULE	RPI	RPI	RPI	RPI
DIV. I ONLY	12- 12	169	6- 4	139	193	149	149	16	16	
DIV. I NON-CONF.	4- 5	193	0- 0	18	126	95	95	14	14	
TOTALS	RPI 1-25	RPI 26-50	W-L RECORDS	RPI 51-100	RPI 101-150	RPI 150+				
12- 12	0- 1	0- 4	OVERALL	0- 0	1- 3	11- 4				
4- 7	0- 0	0- 3	HOME	0- 0	1- 2	3- 2				
8- 5	0- 1	0- 1	AWAY	0- 0	0- 1	8- 2				
0- 0	0- 0	0- 0	NEUTRAL	0- 0	0- 0	0- 0				
4- 5	0- 1	0- 3	NON-CONFERENCE	0- 0	1- 0	3- 1				
1- 3	0- 0	0- 2	HOME	0- 0	1- 0	0- 1				
3- 2	0- 1	0- 1	AWAY	0- 0	0- 0	3- 0				
0- 0	0- 0	0- 0	NEUTRAL	0- 0	0- 0	0- 0				
8- 7	0- 0	0- 1	CONFERENCE	0- 0	0- 3	8- 3				
3- 4	0- 0	0- 1	HOME	0- 0	0- 2	3- 1				
5- 3	0- 0	0- 0	AWAY	0- 0	0- 1	5- 2				
0- 0	0- 0	0- 0	NEUTRAL	0- 0	0- 0	0- 0				

RPI 1-25				RPI 26-50				RPI 51-100				RPI 101+ Team's RPI: 149			
RPI	S	Opponent	Score	RPI	S	Opponent	Score	RPI	S	Opponent	Score	RPI	S	Opponent	Score
3	A	Baylor	20 62	32	H	Seton Hall	54 61					127	H	Little Rock	55 59
				43	H	Arkansas St.	71 78					129	A	La.-Lafayette	52 63
				47	A	Kansas St.	41 61					129	H	La.-Lafayette	42 59
				49	H	Western Ky.	64 73					140	H	Jacksonville	56 54
												157	H	McNeese St.	57 63
												181	A	Troy	71 88
												185	A	South Ala.	55 59
												211	A	Stephen F. Austin	67 63
												221	A	Texas St.	80 48
												244	A	Houston Baptist	64 40
												264	A	UTSA	51 47
												265	A	Georgia St.	74 45
												265	H	Georgia St.	63 68
												275	A	Appalachian St.	76 45
												275	H	Appalachian St.	65 58
												280	A	Ga. Southern	53 41
												280	H	Ga. Southern	70 31
												289	A	La.-Monroe	60 50
												289	H	La.-Monroe	40 32
LAST 12 Division I GAMES:															
289	H	La.-Monroe	40 32	129	A	La.-Lafayette	52 63								
129	H	La.-Lafayette	42 59	289	A	La.-Monroe	60 50								
275	H	Appalachian St.	65 58	127	H	Little Rock	55 59								
221	A	Texas St.	80 48	43	H	Arkansas St.	71 78								
265	A	Georgia St.	74 45	185	A	South Ala.	55 59								
280	A	Ga. Southern	53 41	181	A	Troy	71 88								

Non-Div I Games: Missouri Valley 96 30

UT Arlington

■ Loss,
 ■ Non-Conf, S Site,
 ■ Home
 ■ Away
 N Neutral

Average RPI Win:	224	WON-LOST	WINNING	LAST 10	STRENGTH OF	OPP. STRENGTH	TEAM	ADJ.	CONF.	ADJ CONF.
Average RPI Loss:	109	RECORD	PCT. RANK	GAMES	SCHEDULE	OF SCHEDULE	RPI	RPI	RPI	RPI
DIV. I ONLY	20- 8	67	9- 1	235	169	91	91	24	24	
DIV. I NON-CONF.	7- 6	156	0- 0	117	34	103	103	24	24	
TOTALS	RPI 1-25	RPI 26-50	W-L RECORDS	RPI 51-100	RPI 101-150	RPI 150+				
20- 8	0- 1	0- 1	OVERALL	1- 3	5- 0	14- 3				
11- 1	0- 0	0- 1	HOME	1- 0	2- 0	8- 0				
8- 7	0- 1	0- 0	AWAY	0- 3	2- 0	6- 3				
1- 0	0- 0	0- 0	NEUTRAL	0- 0	1- 0	0- 0				
7- 6	0- 1	0- 1	NON-CONFERENCE	0- 3	3- 0	4- 1				
3- 1	0- 0	0- 1	HOME	0- 0	1- 0	2- 0				
3- 5	0- 1	0- 0	AWAY	0- 3	1- 0	2- 1				
1- 0	0- 0	0- 0	NEUTRAL	0- 0	1- 0	0- 0				
13- 2	0- 0	0- 0	CONFERENCE	1- 0	2- 0	10- 2				
8- 0	0- 0	0- 0	HOME	1- 0	1- 0	6- 0				
5- 2	0- 0	0- 0	AWAY	0- 0	1- 0	4- 2				
0- 0	0- 0	0- 0	NEUTRAL	0- 0	0- 0	0- 0				

RPI 1-25				RPI 26-50				RPI 51-100				Team's RPI: 91	RPI 101+			
RPI	S	Opponent	Score	RPI	S	Opponent	Score	RPI	S	Opponent	Score		RPI	S	Opponent	Score
15	A	Louisville	66 88	43	H	Arkansas St.	74 76	51	A	Chattanooga	46 61		109	H	Samford	52 50
								59	A	Iowa	56 62		116	N	North Dakota	84 58
								83	A	Vanderbilt	61 64		135	A	Southern Ill.	70 63
								92	H	Belmont	81 79		145	A	SIUE	85 79
													145	H	SIUE	86 50
													153	A	Illinois	74 94
													156	H	Alabama	83 65
													194	A	Eastern Ky.	61 70
													210	A	Cincinnati	63 57
													215	A	Southeast Mo. St.	84 74
													215	H	Southeast Mo. St.	95 65
													252	H	Tennessee St.	77 50
													267	H	Miami (OH)	74 47
													271	A	Austin Peay	70 80
													271	H	Austin Peay	75 51
													272	H	Murray St.	92 62
													273	H	Tennessee Tech	67 53
													289	A	Jacksonville St.	63 53
													313	A	Morehead St.	85 67
													328	A	Evansville	75 48
													337	A	Eastern Ill.	65 39
													337	H	Eastern Ill.	91 52
LAST 12 Division I GAMES:																
337	H	Eastern Ill.	91 52	271	H	Austin Peay	75 51									
145	H	SIUE	86 50	272	H	Murray St.	92 62									
92	H	Belmont	81 79	252	H	Tennessee St.	77 50									
271	A	Austin Peay	70 80	215	A	Southeast Mo. St.	84 74									
215	H	Southeast Mo. St.	95 65	337	A	Eastern Ill.	65 39									
145	A	SIUE	85 79	289	A	Jacksonville St.	63 53									

Non-Div I Games:

UT Martin

■ Loss,
■ Non-Conf, S Site,
■ Home
■ Away
N Neutral

U
T
E
P

U
T
E
P

UTEP

Page 318

U
T
R
G
V

U
T
R
G
V

UTRGV

Page 319

Average RPI Win: 225	WON-LOST	WINNING	LAST 10	STRENGTH OF	OPP. STRENGTH	TEAM	ADJ.	CONF.	ADJ CONF.
Average RPI Loss: 144	RECORD	PCT. RANK	GAMES	SCHEDULE	OF SCHEDULE	RPI	RPI	RPI	RPI
DIV. I ONLY	6- 17	288	3- 7	135	155	264	264	12	12
DIV. I NON-CONF.	2- 6	272	0- 0	44	267	232	232	10	10
TOTALS	RPI 1-25	RPI 26-50	W-L RECORDS	RPI 51-100	RPI 101-150	RPI 150+			
6- 17	0- 2	0- 2	OVERALL	0- 2	1- 1	5- 10			
5- 5	0- 0	0- 0	HOME	0- 1	1- 1	4- 3			
1- 12	0- 2	0- 2	AWAY	0- 1	0- 0	1- 7			
0- 0	0- 0	0- 0	NEUTRAL	0- 0	0- 0	0- 0			
2- 6	0- 1	0- 1	NON-CONFERENCE	0- 1	0- 1	2- 2			
2- 2	0- 0	0- 0	HOME	0- 0	0- 1	2- 1			
0- 4	0- 1	0- 1	AWAY	0- 1	0- 0	0- 1			
0- 0	0- 0	0- 0	NEUTRAL	0- 0	0- 0	0- 0			
4- 11	0- 1	0- 1	CONFERENCE	0- 1	1- 0	3- 8			
3- 3	0- 0	0- 0	HOME	0- 1	1- 0	2- 2			
1- 8	0- 1	0- 1	AWAY	0- 0	0- 0	1- 6			
0- 0	0- 0	0- 0	NEUTRAL	0- 0	0- 0	0- 0			

RPI 1-25				RPI 26-50				RPI 51-100				RPI 101+ Team's RPI: 264			
RPI	S	Opponent	Score	RPI	S	Opponent	Score	RPI	S	Opponent	Score	RPI	S	Opponent	Score
7	A	Texas	53 90	34	A	Oklahoma	41 80	66	A	Abilene Christian	60 79	146	H	UAB	54 52
24	A	UTEP	55 62	49	A	Western Ky.	65 72	68	H	Middle Tenn.	63 74	149	H	UT Arlington	47 51
												151	A	Southern Miss.	53 65
												151	H	Southern Miss.	47 41
												155	A	Marshall	76 80
												171	A	Louisiana Tech	66 75
												171	H	Louisiana Tech	72 82
												188	A	Fla. Atlantic	51 64
												188	H	Fla. Atlantic	57 54
												221	A	Texas St.	64 72
												223	A	Rice	48 49
												224	A	North Texas	58 68
												242	H	Texas Southern	44 59
												244	H	Houston Baptist	79 50
												302	A	FIU	63 52
												302	H	FIU	54 59
												321	H	Illinois St.	77 51
LAST 12 Division I GAMES:															
151	A	Southern Miss.	53 65	151	H	Southern Miss.	47 41								
171	A	Louisiana Tech	66 75	171	H	Louisiana Tech	72 82								
302	H	FIU	54 59	188	A	Fla. Atlantic	51 64								
188	H	Fla. Atlantic	57 54	302	A	FIU	63 52								
155	A	Marshall	76 80	24	A	UTEP	55 62								
49	A	Western Ky.	65 72	68	H	Middle Tenn.	63 74								

Non-Div I Games: Howard Payne 106 65 Tex. A&M-Kingsville88 51

UTSA

Loss, Non-Conf, S Site, H Home A Away N Neutral

Average RPI Win:	153	WON-LOST	WINNING	LAST 10	STRENGTH OF	OPP. STRENGTH	TEAM	ADJ.	CONF.	ADJ CONF.
Average RPI Loss:	31	RECORD	PCT. RANK	GAMES	SCHEDULE	OF SCHEDULE	RPI	RPI	RPI	RPI
DIV. I ONLY	15- 12	136	3- 7	34	16	80	80	1	1	
DIV. I NON-CONF.	8- 3	77	0- 0	111	124	87	87	1	1	
TOTALS	RPI 1-25	RPI 26-50	W-L RECORDS	RPI 51-100	RPI 101-150	RPI 150+				
15- 12	0- 7	1- 2	OVERALL	4- 2	3- 1	7- 0				
11- 5	0- 3	1- 1	HOME	3- 1	2- 0	5- 0				
4- 5	0- 4	0- 0	AWAY	1- 1	1- 0	2- 0				
0- 2	0- 0	0- 1	NEUTRAL	0- 0	0- 1	0- 0				
8- 3	0- 1	0- 1	NON-CONFERENCE	1- 0	2- 1	5- 0				
7- 0	0- 0	0- 0	HOME	1- 0	2- 0	4- 0				
1- 1	0- 1	0- 0	AWAY	0- 0	0- 0	1- 0				
0- 2	0- 0	0- 1	NEUTRAL	0- 0	0- 1	0- 0				
7- 9	0- 6	1- 1	CONFERENCE	3- 2	1- 0	2- 0				
4- 5	0- 3	1- 1	HOME	2- 1	0- 0	1- 0				
3- 4	0- 3	0- 0	AWAY	1- 1	1- 0	1- 0				
0- 0	0- 0	0- 0	NEUTRAL	0- 0	0- 0	0- 0				

RPI 1-25				RPI 26-50				RPI 51-100 Team's RPI: 80				RPI 101+			
RPI	S	Opponent	Score	RPI	S	Opponent	Score	RPI	S	Opponent	Score	RPI	S	Opponent	Score
6	A	Oregon St.	53 72	30	H	Washington	88 83	60	A	Oregon	58 69	119	N	Boston College	51 76
6	H	Oregon St.	53 62	34	N	Oklahoma	55 70	60	H	Oregon	65 77	134	H	Fresno St.	78 63
8	A	Arizona St.	60 80	40	H	Southern California	59 70	65	H	South Dakota	66 59	136	A	Arizona	60 55
9	H	UCLA	63 69					76	H	Washington St.	73 71	141	H	Creighton	74 58
10	A	Stanford	52 72					97	A	California	84 79	177	A	Colorado	76 68
10	H	Stanford	54 72					97	H	California	72 66	177	H	Colorado	71 55
12	A	BYU	59 73									183	H	George Mason	74 62
												187	H	UC Davis	88 58
												208	A	Utah St.	64 61
												287	H	Lamar	71 67
												298	H	CSUN	97 56
LAST 12 Division I GAMES:															
10	H	Stanford	54 72	9	H	UCLA	63 69								
97	H	California	72 66	40	H	Southern California	59 70								
6	A	Oregon St.	53 72	60	H	Oregon	65 77								
60	A	Oregon	58 69	6	H	Oregon St.	53 62								
177	A	Colorado	76 68	8	A	Arizona St.	60 80								
177	H	Colorado	71 55	136	A	Arizona	60 55								

Non-Div I Games:

Utah

Average RPI Win:	253	WON-LOST	WINNING	LAST 10	STRENGTH OF	OPP. STRENGTH	TEAM	ADJ.	CONF.	ADJ CONF.
Average RPI Loss:	139	RECORD	PCT. RANK	GAMES	SCHEDULE	OF SCHEDULE	RPI	RPI	RPI	RPI
DIV. I ONLY	10- 14	223	4- 6	166	196	208	208	19	19	
DIV. I NON-CONF.	3- 6	234	0- 0	166	140	209	209	20	20	
TOTALS	RPI 1-25	RPI 26-50	W-L RECORDS	RPI 51-100	RPI 101-150	RPI 150+				
10- 14	0- 1	0- 2	OVERALL	0- 1	0- 3	10- 7				
5- 6	0- 0	0- 1	HOME	0- 1	0- 2	5- 2				
4- 8	0- 1	0- 1	AWAY	0- 0	0- 1	4- 5				
1- 0	0- 0	0- 0	NEUTRAL	0- 0	0- 0	1- 0				
3- 6	0- 1	0- 0	NON-CONFERENCE	0- 1	0- 0	3- 4				
1- 2	0- 0	0- 0	HOME	0- 1	0- 0	1- 1				
1- 4	0- 1	0- 0	AWAY	0- 0	0- 0	1- 3				
1- 0	0- 0	0- 0	NEUTRAL	0- 0	0- 0	1- 0				
7- 8	0- 0	0- 2	CONFERENCE	0- 0	0- 3	7- 3				
4- 4	0- 0	0- 1	HOME	0- 0	0- 2	4- 1				
3- 4	0- 0	0- 1	AWAY	0- 0	0- 1	3- 2				
0- 0	0- 0	0- 0	NEUTRAL	0- 0	0- 0	0- 0				

RPI 1-25				RPI 26-50				RPI 51-100				RPI 101+ Team's RPI: 208			
RPI	S	Opponent	Score	RPI	S	Opponent	Score	RPI	S	Opponent	Score	RPI	S	Opponent	Score
12	A	BYU	69 81	39	A	Colorado St.	64 91	80	H	Utah	61 64	134	H	Fresno St.	61 67
				39	H	Colorado St.	49 69					150	A	Boise St.	78 84
												150	H	Boise St.	58 63
												154	H	Pacific	78 70
												170	H	Sacramento St.	86 95
												176	A	Northern Colo.	60 74
												178	A	New Mexico	70 73
												178	H	New Mexico	72 56
												190	A	Montana	70 86
												195	H	San Jose St.	74 86
												201	A	UNLV	38 46
												206	A	Utah Valley	76 72
												234	A	Idaho St.	67 81
												247	H	Wyoming	84 75
												248	A	San Diego St.	55 36
												248	H	San Diego St.	72 59
												252	N	Tennessee St.	63 46
												325	A	Nevada	79 66
												325	H	Nevada	70 55
												343	A	Air Force	66 53
LAST 12 Division I GAMES:															
325	H	Nevada	70 55	325	A	Nevada	79 66								
134	H	Fresno St.	61 67	248	H	San Diego St.	72 59								
39	A	Colorado St.	64 91	201	A	UNLV	38 46								
178	A	New Mexico	70 73	39	H	Colorado St.	49 69								
247	H	Wyoming	84 75	343	A	Air Force	66 53								
150	H	Boise St.	58 63	178	H	New Mexico	72 56								

Non-Div I Games: Westminster (UT) 74 67 Haskell 90 63

Utah St.

Loss, Non-Conf, S Site, H Home A Away N Neutral

Utah Valley

Through Games Of Feb. 24, 2016

Average RPI Win:	263	WON-LOST	WINNING	LAST 10	STRENGTH OF	OPP. STRENGTH	TEAM	ADJ.	CONF.	ADJ CONF.
Average RPI Loss:	163	RECORD	PCT. RANK	GAMES	SCHEDULE	OF SCHEDULE	RPI	RPI	RPI	RPI
DIV. I ONLY	12- 13	186	7- 3	210	303	206	206	25	25	
DIV. I NON-CONF.	5- 8	209	0- 0	146	306	200	200	25	25	
TOTALS	RPI 1-25	RPI 26-50	W-L RECORDS	RPI 51-100	RPI 101-150	RPI 150+				
12- 13	0- 1	0- 0	OVERALL	1- 3	1- 0	10- 9				
6- 5	0- 0	0- 0	HOME	1- 1	0- 0	5- 4				
6- 7	0- 1	0- 0	AWAY	0- 2	1- 0	5- 4				
0- 1	0- 0	0- 0	NEUTRAL	0- 0	0- 0	0- 1				
5- 8	0- 1	0- 0	NON-CONFERENCE	1- 1	1- 0	3- 6				
2- 3	0- 0	0- 0	HOME	1- 0	0- 0	1- 3				
3- 4	0- 1	0- 0	AWAY	0- 1	1- 0	2- 2				
0- 1	0- 0	0- 0	NEUTRAL	0- 0	0- 0	0- 1				
7- 5	0- 0	0- 0	CONFERENCE	0- 2	0- 0	7- 3				
4- 2	0- 0	0- 0	HOME	0- 1	0- 0	4- 1				
3- 3	0- 0	0- 0	AWAY	0- 1	0- 0	3- 2				
0- 0	0- 0	0- 0	NEUTRAL	0- 0	0- 0	0- 0				

RPI 1-25				RPI 26-50				RPI 51-100				RPI 101+ Team's RPI: 206			
RPI	S	Opponent	Score	RPI	S	Opponent	Score	RPI	S	Opponent	Score	RPI	S	Opponent	Score
12	A	BYU	62 78					60	A	Oregon	68 79	150	A	Boise St.	72 70
								93	A	New Mexico St.	68 73	156	N	Alabama	60 67
								93	H	New Mexico St.	53 59	187	H	UC Davis	55 59
								99	H	San Francisco	94 88	199	A	Weber St.	56 61
												200	A	Eastern Wash.	64 68
												205	A	UTRGV	48 61
												205	H	UTRGV	71 57
												208	H	Utah St.	72 76
												226	H	Grand Canyon	53 61
												234	H	Idaho St.	47 56
												240	A	CSU Bakersfield	54 61
												240	H	CSU Bakersfield	72 53
												258	A	Seattle	61 44
												259	A	Omaha	74 59
												303	A	UMKC	58 44
												303	H	UMKC	79 71
												325	A	Nevada	73 65
												329	H	Southern Utah	70 58
												340	A	Chicago St.	69 62
												340	H	Chicago St.	74 46
LAST 12 Division I GAMES:															
303	A	UMKC	58 44	258	A	Seattle	61 44								
340	A	Chicago St.	69 62	340	H	Chicago St.	74 46								
240	H	CSU Bakersfield	72 53	303	H	UMKC	79 71								
93	H	New Mexico St.	53 59	226	H	Grand Canyon	53 61								
205	H	UTRGV	71 57	205	A	UTRGV	48 61								
240	A	CSU Bakersfield	54 61	93	A	New Mexico St.	68 73								

Non-Div I Games: Bethesda (CA) 91 64 Dixie St. 77 63

Utah Valley

■ Loss,
 ■ Non-Conf,
 ■ S Site,
 ■ Home
 ■ A Away
 N Neutral

Average RPI Win:	182	WON-LOST	WINNING	LAST 10	STRENGTH OF	OPP. STRENGTH	TEAM	ADJ.	CONF.	ADJ CONF.
Average RPI Loss:	119	RECORD	PCT. RANK	GAMES	SCHEDULE	OF SCHEDULE	RPI	RPI	RPI	RPI
DIV. I ONLY	20- 8	67	7- 3	125	143	82	82	7	7	
DIV. I NON-CONF.	11- 2	28	0- 0	137	303	51	51	8	8	
TOTALS	RPI 1-25	RPI 26-50	W-L RECORDS	RPI 51-100	RPI 101-150	RPI 150+				
20- 8	1- 1	2- 0	OVERALL	1- 1	2- 3	14- 3				
11- 4	0- 1	1- 0	HOME	0- 1	1- 1	9- 1				
9- 3	1- 0	1- 0	AWAY	1- 0	1- 0	5- 1				
0- 1	0- 0	0- 0	NEUTRAL	0- 0	0- 1	0- 0				
11- 2	1- 0	0- 0	NON-CONFERENCE	0- 0	2- 2	8- 0				
7- 0	0- 0	0- 0	HOME	0- 0	1- 0	6- 0				
4- 1	1- 0	0- 0	AWAY	0- 0	1- 1	2- 0				
0- 1	0- 0	0- 0	NEUTRAL	0- 0	0- 1	0- 0				
9- 6	0- 1	2- 0	CONFERENCE	1- 1	0- 1	6- 3				
4- 4	0- 1	1- 0	HOME	0- 1	0- 1	3- 1				
5- 2	0- 0	1- 0	AWAY	1- 0	0- 0	3- 2				
0- 0	0- 0	0- 0	NEUTRAL	0- 0	0- 0	0- 0				

RPI 1-25				RPI 26-50				RPI 51-100				RPI 101+			
RPI	S	Opponent	Score	RPI	S	Opponent	Score	RPI	S	Opponent	Score	RPI	S	Opponent	Score
8	A	Arizona St.	57 48	41	A	George Washington	79 68	55	H	Saint Louis	72 77	102	H	Saint Joseph's	63 66
21	H	Duquesne	67 71	44	H	St. Bonaventure	52 47	71	A	Dayton	74 72	108	N	Toledo	61 80
												115	A	Iona	74 58
												125	A	IUPUI	69 70
												143	H	Old Dominion	74 54
												164	H	Fordham	61 51
												173	H	Davidson	50 56
												183	A	George Mason	54 70
												183	H	George Mason	65 34
												184	A	Richmond	50 62
												184	H	Richmond	53 42
												191	H	William & Mary	73 47
												209	A	Massachusetts	74 66
												222	A	Rhode Island	49 36
												227	H	Furman	67 45
												236	A	N.C. A&T	64 49
												254	A	High Point	69 39
												256	H	Coppin St.	73 42
												257	H	UNCW	58 45
												268	A	La Salle	84 76
												282	H	UMES	63 39
												292	H	Campbell	57 34
LAST 12 Division I GAMES:															
183	H	George Mason	65 34	21	H	Duquesne	67 71	164	H	Fordham	61 51	184	H	Richmond	53 42
41	A	George Washington	79 68	183	A	George Mason	54 70	173	H	Davidson	50 56	71	A	Dayton	74 72
222	A	Rhode Island	49 36	268	A	La Salle	84 76								
184	A	Richmond	50 62	44	H	St. Bonaventure	52 47								

Non-Div I Games:

VCU

■ Loss,
 ■ Non-Conf, S Site,
 ■ Home
 ■ Away
 N Neutral

Valparaiso

Through Games Of Feb. 24, 2016

Average RPI Win:	179	WON-LOST	WINNING	LAST 10	STRENGTH OF	OPP. STRENGTH	TEAM	ADJ.	CONF.	ADJ CONF.
Average RPI Loss:	129	RECORD	PCT. RANK	GAMES	SCHEDULE	OF SCHEDULE	RPI	RPI	RPI	RPI
DIV. I ONLY	5- 18	309	2- 8	47	141	239	239	14	14	
DIV. I NON-CONF.	1- 7	318	0- 0	46	22	249	249	16	16	
TOTALS	RPI 1-25	RPI 26-50	W-L RECORDS	RPI 51-100	RPI 101-150	RPI 150+				
5- 18	0- 2	0- 2	OVERALL	0- 1	3- 4	2- 9				
4- 9	0- 1	0- 1	HOME	0- 0	2- 3	2- 4				
1- 8	0- 1	0- 1	AWAY	0- 1	1- 1	0- 4				
0- 1	0- 0	0- 0	NEUTRAL	0- 0	0- 0	0- 1				
1- 7	0- 2	0- 0	NON-CONFERENCE	0- 1	1- 1	0- 3				
1- 3	0- 1	0- 0	HOME	0- 0	1- 1	0- 1				
0- 3	0- 1	0- 0	AWAY	0- 1	0- 0	0- 1				
0- 1	0- 0	0- 0	NEUTRAL	0- 0	0- 0	0- 1				
4- 11	0- 0	0- 2	CONFERENCE	0- 0	2- 3	2- 6				
3- 6	0- 0	0- 1	HOME	0- 0	1- 2	2- 3				
1- 5	0- 0	0- 1	AWAY	0- 0	1- 1	0- 3				
0- 0	0- 0	0- 0	NEUTRAL	0- 0	0- 0	0- 0				

RPI 1-25				RPI 26-50				RPI 51-100				RPI 101+ Team's RPI: 239			
RPI	S	Opponent	Score	RPI	S	Opponent	Score	RPI	S	Opponent	Score	RPI	S	Opponent	Score
1	H	Notre Dame	54 110	27	A	Green Bay	42 81	78	A	San Diego	60 76	101	A	Wright St.	63 80
15	A	Louisville	42 75	27	H	Green Bay	35 71					101	H	Wright St.	54 65
												123	H	Akron	74 85
												131	H	Youngstown St.	65 60
												139	A	Northern Ky.	61 60
												139	H	Northern Ky.	50 68
												145	H	SIUE	69 56
												158	A	Detroit	65 85
												158	H	Detroit	66 72
												174	A	Milwaukee	60 82
												174	H	Milwaukee	60 70
												176	N	Northern Colo.	63 77
												186	A	Butler	53 72
												204	A	Oakland	77 87
												204	H	Oakland	81 66
												219	H	Ill.-Chicago	50 54
												267	H	Miami (OH)	72 75
												277	H	Cleveland St.	66 59
LAST 12 Division I GAMES:															
27	H	Green Bay	35 71	219	H	Ill.-Chicago	50 54	131	H	Youngstown St.	65 60	277	H	Cleveland St.	66 59
174	H	Milwaukee	60 70	174	A	Milwaukee	60 82	27	A	Green Bay	42 81	204	H	Oakland	81 66
158	A	Detroit	65 85												
204	A	Oakland	77 87												
139	H	Northern Ky.	50 68												
101	H	Wright St.	54 65												

Non-Div I Games: Ind.-Northwest 79 57 Cardinal Stitch 63 62 Ind.-Kokomo 88 22

Valparaiso

Loss, Non-Conf, S Site, H Home A Away N Neutral

Average RPI Win:	163	WON-LOST	WINNING	LAST 10	STRENGTH OF	OPP. STRENGTH	TEAM	ADJ.	CONF.	ADJ CONF.
Average RPI Loss:	47	RECORD	PCT. RANK	GAMES	SCHEDULE	OF SCHEDULE	RPI	RPI	RPI	RPI
DIV. I ONLY	15- 12	136	2- 8	51	47	83	83	2	2	
DIV. I NON-CONF.	11- 2	28	0- 0	116	219	35	35	2	2	
TOTALS	RPI 1-25	RPI 26-50	W-L RECORDS	RPI 51-100	RPI 101-150	RPI 150+				
15- 12	1- 7	1- 1	OVERALL	3- 2	1- 1	9- 1				
10- 5	0- 5	1- 0	HOME	1- 0	1- 0	7- 0				
4- 7	1- 2	0- 1	AWAY	1- 2	0- 1	2- 1				
1- 0	0- 0	0- 0	NEUTRAL	1- 0	0- 0	0- 0				
11- 2	0- 0	1- 1	NON-CONFERENCE	3- 1	0- 0	7- 0				
8- 0	0- 0	1- 0	HOME	1- 0	0- 0	6- 0				
2- 2	0- 0	0- 1	AWAY	1- 1	0- 0	1- 0				
1- 0	0- 0	0- 0	NEUTRAL	1- 0	0- 0	0- 0				
4- 10	1- 7	0- 0	CONFERENCE	0- 1	1- 1	2- 1				
2- 5	0- 5	0- 0	HOME	0- 0	1- 0	1- 0				
2- 5	1- 2	0- 0	AWAY	0- 1	0- 1	1- 1				
0- 0	0- 0	0- 0	NEUTRAL	0- 0	0- 0	0- 0				

RPI 1-25				RPI 26-50				RPI 51-100 Team's RPI: 83				RPI 101+			
RPI	S	Opponent	Score	RPI	S	Opponent	Score	RPI	S	Opponent	Score	RPI	S	Opponent	Score
2	H	South Carolina	61 71	27	A	Green Bay	56 58	56	A	Auburn	45 53	121	H	LSU	58 42
13	H	Texas A&M	63 75	35	H	Ohio	62 59	71	A	Dayton	56 81	132	A	Arkansas	56 57
14	A	Kentucky	71 69					81	A	Drexel	74 64	156	A	Alabama	54 48
14	H	Kentucky	55 71					91	H	UT Martin	64 61	156	H	Alabama	67 52
18	H	Georgia	58 64					93	N	New Mexico St.	71 45	162	H	ETSU	65 39
19	A	Florida	67 79									164	A	Fordham	53 40
23	A	Tennessee	49 58									168	A	Ole Miss	52 55
23	H	Tennessee	51 69									181	H	Troy	97 43
LAST 12 Division I GAMES:															
13	H	Texas A&M	63 75	18	H	Georgia	58 64								
19	A	Florida	67 79	14	A	Kentucky	71 69								
14	H	Kentucky	55 71	156	H	Alabama	67 52								
23	H	Tennessee	51 69	23	A	Tennessee	49 58								
132	A	Arkansas	56 57	121	H	LSU	58 42								
56	A	Auburn	45 53	156	A	Alabama	54 48								

Non-Div I Games:

Vanderbilt

■ Loss,
 ■ Non-Conf, S Site,
 ■ Home
 ■ Away
 N Neutral

Average RPI Win: 282	WON-LOST	WINNING	LAST 10	STRENGTH OF	OPP. STRENGTH	TEAM	ADJ.	CONF.	ADJ CONF.
Average RPI Loss: 184	RECORD	PCT. RANK	GAMES	SCHEDULE	OF SCHEDULE	RPI	RPI	RPI	RPI
DIV. I ONLY	7- 20	291	2- 8	253	304	296	296	15	15
DIV. I NON-CONF.	5- 8	209	0- 0	296	349	271	271	18	18
TOTALS	RPI 1-25	RPI 26-50	W-L RECORDS	RPI 51-100	RPI 101-150	RPI 150+			
7- 20	0- 0	0- 2	OVERALL	0- 3	0- 1	7- 14			
3- 9	0- 0	0- 1	HOME	0- 2	0- 0	3- 6			
4- 11	0- 0	0- 1	AWAY	0- 1	0- 1	4- 8			
0- 0	0- 0	0- 0	NEUTRAL	0- 0	0- 0	0- 0			
5- 8	0- 0	0- 0	NON-CONFERENCE	0- 1	0- 0	5- 7			
2- 3	0- 0	0- 0	HOME	0- 1	0- 0	2- 2			
3- 5	0- 0	0- 0	AWAY	0- 0	0- 0	3- 5			
0- 0	0- 0	0- 0	NEUTRAL	0- 0	0- 0	0- 0			
2- 12	0- 0	0- 2	CONFERENCE	0- 2	0- 1	2- 7			
1- 6	0- 0	0- 1	HOME	0- 1	0- 0	1- 4			
1- 6	0- 0	0- 1	AWAY	0- 1	0- 1	1- 3			
0- 0	0- 0	0- 0	NEUTRAL	0- 0	0- 0	0- 0			

RPI S	Opponent	Score	RPI S	Opponent	Score	RPI S	Opponent	Score	RPI S	Opponent	Score	Team's RPI: 296
48	A Albany (NY)	43 72	69	A Maine	51 63	144	A Stony Brook	59 73				
48	H Albany (NY)	40 75	69	H Maine	41 62	167	A UMBC	48 85				
			98	H Quinnipiac	65 77	167	H UMBC	60 74				
						169	A Delaware	60 71				
						202	A Brown	54 71				
						204	H Oakland	68 74				
						213	H Sacred Heart	53 51				
						217	A Hartford	50 52				
						217	H Hartford	47 51				
						228	A Dartmouth	56 54				
						235	A Binghamton	52 66				
						235	H Binghamton	53 57				
						237	A Columbia	56 73				
						238	H New Hampshire	83 63				
						246	A Bryant	52 68				
						250	A Holy Cross	63 77				
						285	H Central Conn. St.	79 63				
						323	A UMass Lowell	59 51				
						323	H UMass Lowell	66 68				
						333	H St. Francis Brooklyn	55 59				
						344	A Boston U.	60 45				
						345	A NJIT	54 46				
LAST 12 Division I GAMES:												
167	H UMBC	60 74	144	A Stony Brook	59 73							
235	A Binghamton	52 66	238	H New Hampshire	83 63							
217	A Hartford	50 52	235	H Binghamton	53 57							
323	H UMass Lowell	66 68	323	A UMass Lowell	59 51							
48	H Albany (NY)	40 75	217	H Hartford	47 51							
69	A Maine	51 63	48	A Albany (NY)	43 72							

Non-Div I Games:

Vermont

Average RPI Win:	132	WON-LOST	WINNING	LAST 10	STRENGTH OF	OPP. STRENGTH	TEAM	ADJ.	CONF.	ADJ CONF.
Average RPI Loss:	78	RECORD	PCT. RANK	GAMES	SCHEDULE	OF SCHEDULE	RPI	RPI	RPI	RPI
DIV. I ONLY	17- 10	94	6- 4	56	54	50	50	6	6	
DIV. I NON-CONF.	7- 4	110	1- 0	30	49	39	39	6	6	
TOTALS	RPI 1-25	RPI 26-50	W-L RECORDS	RPI 51-100	RPI 101-150	RPI 150+				
17- 10	1- 1	4- 3	OVERALL	4- 3	1- 3	7- 0				
7- 3	0- 1	3- 0	HOME	1- 1	1- 1	2- 0				
8- 6	1- 0	1- 3	AWAY	2- 1	0- 2	4- 0				
2- 1	0- 0	0- 0	NEUTRAL	1- 1	0- 0	1- 0				
7- 4	0- 0	1- 2	NON-CONFERENCE	1- 2	1- 0	4- 0				
3- 0	0- 0	1- 0	HOME	0- 0	1- 0	1- 0				
2- 3	0- 0	0- 2	AWAY	0- 1	0- 0	2- 0				
2- 1	0- 0	0- 0	NEUTRAL	1- 1	0- 0	1- 0				
10- 6	1- 1	3- 1	CONFERENCE	3- 1	0- 3	3- 0				
4- 3	0- 1	2- 0	HOME	1- 1	0- 1	1- 0				
6- 3	1- 0	1- 1	AWAY	2- 0	0- 2	2- 0				
0- 0	0- 0	0- 0	NEUTRAL	0- 0	0- 0	0- 0				

RPI 1-25				RPI 26-50				Team's RPI: 50				RPI 51-100				RPI 101+			
RPI	S	Opponent	Score	RPI	S	Opponent	Score	RPI	S	Opponent	Score	RPI	S	Opponent	Score	RPI	S	Opponent	Score
20	A	DePaul	64 60	29	H	Penn	66 46	58	N	St. Mary's (CA)	60 67	102	H	Saint Joseph's	55 49				
20	H	DePaul	47 75	32	A	Seton Hall	50 60	61	A	Temple	55 61	141	A	Creighton	48 53				
				32	H	Seton Hall	55 45	81	N	Drexel	67 55	141	H	Creighton	62 65				
				41	A	George Washington	70 78	87	A	Marquette	82 75	148	A	Xavier	67 74				
				45	A	North Carolina St.	64 70	87	H	Marquette	81 60	170	N	Sacramento St.	78 54				
				46	A	St. John's (NY)	71 59	95	A	Georgetown	63 60	186	A	Butler	57 45				
				46	H	St. John's (NY)	58 54	95	H	Georgetown	51 57	216	A	Lehigh	65 44				
												245	H	Loyola Maryland	67 55				
												263	A	Providence	76 47				
												263	H	Providence	67 39				
												268	A	La Salle	67 56				
LAST 12 Division I GAMES:																			
95	A	Georgetown	63 60	141	A	Creighton	48 53												
32	A	Seton Hall	50 60	29	H	Penn	66 46												
46	A	St. John's (NY)	71 59	95	H	Georgetown	51 57												
87	H	Marquette	81 60	46	H	St. John's (NY)	58 54												
20	H	DePaul	47 75	32	H	Seton Hall	55 45												
263	A	Providence	76 47	20	A	DePaul	64 60												

Non-Div I Games:

Villanova

■ Loss,
■ Non-Conf,
■ S Site,
■ H Home
■ A Away
N Neutral

Average RPI Win:	183	WON-LOST	WINNING	LAST 10	STRENGTH OF	OPP. STRENGTH	TEAM	ADJ.	CONF.	ADJ CONF.
Average RPI Loss:	46	RECORD	PCT. RANK	GAMES	SCHEDULE	OF SCHEDULE	RPI	RPI	RPI	RPI
DIV. I ONLY	15- 13	156	3- 7	61	63	94	94	4	4	
DIV. I NON-CONF.	10- 4	86	0- 0	179	152	113	113	5	5	
TOTALS	RPI 1-25	RPI 26-50	W-L RECORDS	RPI 51-100	RPI 101-150	RPI 150+				
15- 13	0- 6	2- 1	OVERALL	3- 4	2- 2	8- 0				
9- 6	0- 3	1- 0	HOME	0- 1	0- 2	8- 0				
5- 5	0- 3	0- 1	AWAY	3- 1	2- 0	0- 0				
1- 2	0- 0	1- 0	NEUTRAL	0- 2	0- 0	0- 0				
10- 4	0- 1	1- 0	NON-CONFERENCE	2- 3	0- 0	7- 0				
7- 1	0- 0	0- 0	HOME	0- 1	0- 0	7- 0				
2- 1	0- 1	0- 0	AWAY	2- 0	0- 0	0- 0				
1- 2	0- 0	1- 0	NEUTRAL	0- 2	0- 0	0- 0				
5- 9	0- 5	1- 1	CONFERENCE	1- 1	2- 2	1- 0				
2- 5	0- 3	1- 0	HOME	0- 0	0- 2	1- 0				
3- 4	0- 2	0- 1	AWAY	1- 1	2- 0	0- 0				
0- 0	0- 0	0- 0	NEUTRAL	0- 0	0- 0	0- 0				

RPI	S	Opponent	Score	RPI	S	Opponent	Score	RPI	S	Opponent	Score	RPI	S	Opponent	Score
1	H	Notre Dame	46 74	26	H	Miami (FL)	76 56	52	A	Duke	52 67	113	A	Wake Forest	52 50
5	A	Ohio St.	73 93	27	N	Green Bay	68 59	53	N	Rutgers	48 60	117	H	Virginia Tech	46 66
15	A	Louisville	59 74	45	A	North Carolina St.	52 63	56	A	Auburn	69 52	119	A	Boston College	61 50
15	H	Louisville	41 59					59	H	Iowa	73 85	120	H	Pittsburgh	55 58
16	H	Syracuse	57 91					68	A	Middle Tenn.	70 66	184	H	Richmond	71 51
17	A	Florida St.	48 70					77	A	Georgia Tech	78 67	251	H	Clemson	65 48
								84	N	Tulane	62 67	256	H	Coppin St.	75 40
												260	H	Bowling Green	68 39
												294	H	Charleston So.	85 65
												322	H	Longwood	81 46
												345	H	NJIT	81 54
												347	H	Norfolk St.	86 50
LAST 12 Division I GAMES:															
251	H	Clemson	65 48	45	A	North Carolina St.	52 63	120	H	Pittsburgh	55 58	17	A	Florida St.	48 70
15	A	Louisville	59 74	119	A	Boston College	61 50	77	A	Georgia Tech	78 67	15	H	Louisville	41 59
16	H	Syracuse	57 91	117	H	Virginia Tech	46 66	52	A	Duke	52 67	113	A	Wake Forest	52 50

Non-Div I Games:

Virginia

■ Loss,
■ Non-Conf, S Site,
■ Home
■ Away
N Neutral

Average RPI Win:	205	WON-LOST	WINNING	LAST 10	STRENGTH OF	OPP. STRENGTH	TEAM	ADJ.	CONF.	ADJ CONF.
Average RPI Loss:	51	RECORD	PCT. RANK	GAMES	SCHEDULE	OF SCHEDULE	RPI	RPI	RPI	RPI
DIV. I ONLY	15- 12	136	1- 9	92	62	117	117	4	4	
DIV. I NON-CONF.	12- 1	9	0- 0	281	208	70	70	5	5	
TOTALS	RPI 1-25	RPI 26-50	W-L RECORDS	RPI 51-100	RPI 101-150	RPI 150+				
15- 12	1- 4	0- 3	OVERALL	1- 3	2- 2	11- 0				
12- 5	0- 0	0- 2	HOME	0- 2	1- 1	11- 0				
3- 7	1- 4	0- 1	AWAY	1- 1	1- 1	0- 0				
0- 0	0- 0	0- 0	NEUTRAL	0- 0	0- 0	0- 0				
12- 1	1- 0	0- 0	NON-CONFERENCE	0- 1	1- 0	10- 0				
10- 0	0- 0	0- 0	HOME	0- 0	0- 0	10- 0				
2- 1	1- 0	0- 0	AWAY	0- 1	1- 0	0- 0				
0- 0	0- 0	0- 0	NEUTRAL	0- 0	0- 0	0- 0				
3- 11	0- 4	0- 3	CONFERENCE	1- 2	1- 2	1- 0				
2- 5	0- 0	0- 2	HOME	0- 2	1- 1	1- 0				
1- 6	0- 4	0- 1	AWAY	1- 0	0- 1	0- 0				
0- 0	0- 0	0- 0	NEUTRAL	0- 0	0- 0	0- 0				

RPI	S	Opponent	Score	RPI	S	Opponent	Score	RPI	S	Opponent	Score	RPI	S	Opponent	Score	Team's RPI: 117
1	A	Notre Dame	41 80	26	A	Miami (FL)	56 67	52	H	Duke	62 66	119	H	Boston College	58 33	
15	A	Louisville	45 56	26	H	Miami (FL)	45 57	77	H	Georgia Tech	34 51	120	H	Pittsburgh	48 59	
16	A	Syracuse	39 60	45	H	North Carolina St.	61 72	94	A	Virginia	66 46	124	A	North Carolina	67 71	
17	A	Florida St.	50 68					95	A	Georgetown	56 73	126	A	Penn St.	64 59	
23	A	Tennessee	57 43									183	H	George Mason	80 63	
												196	H	Radford	47 40	
												225	H	Presbyterian	58 44	
												227	H	Furman	59 30	
												230	H	Col. of Charleston	81 47	
												243	H	Morgan St.	73 33	
												251	H	Clemson	79 49	
												256	H	Coppin St.	72 39	
												263	H	Providence	62 46	
												304	H	Wofford	73 42	
												330	H	Mt. St. Mary's	59 42	
LAST 12 Division I GAMES:																
26	A	Miami (FL)	56 67	17	A	Florida St.	50 68									
52	H	Duke	62 66	26	H	Miami (FL)	45 57									
120	H	Pittsburgh	48 59	1	A	Notre Dame	41 80									
124	A	North Carolina	67 71	45	H	North Carolina St.	61 72									
94	A	Virginia	66 46	251	H	Clemson	79 49									
77	H	Georgia Tech	34 51	16	A	Syracuse	39 60									

Non-Div I Games:

Virginia Tech

■ Loss,
 ■ Non-Conf,
 ■ S Site,
 ■ H Home
 ■ A Away
 N Neutral

Average RPI Win: 322	WON-LOST	WINNING	LAST 10	STRENGTH OF	OPP. STRENGTH	TEAM	ADJ.	CONF.	ADJ CONF.
Average RPI Loss: 222	RECORD	PCT. RANK	GAMES	SCHEDULE	OF SCHEDULE	RPI	RPI	RPI	RPI
DIV. I ONLY	5- 22	313	3- 7	323	317	341	341	30	30
DIV. I NON-CONF.	2- 9	296	0- 0	276	101	323	323	32	32
TOTALS	RPI 1-25	RPI 26-50	W-L RECORDS	RPI 51-100	RPI 101-150	RPI 150+			
5- 22	0- 1	0- 1	OVERALL	0- 0	0- 3	5- 17			
3- 9	0- 0	0- 0	HOME	0- 0	0- 1	3- 8			
2- 13	0- 1	0- 1	AWAY	0- 0	0- 2	2- 9			
0- 0	0- 0	0- 0	NEUTRAL	0- 0	0- 0	0- 0			
2- 9	0- 1	0- 1	NON-CONFERENCE	0- 0	0- 3	2- 4			
2- 2	0- 0	0- 0	HOME	0- 0	0- 1	2- 1			
0- 7	0- 1	0- 1	AWAY	0- 0	0- 2	0- 3			
0- 0	0- 0	0- 0	NEUTRAL	0- 0	0- 0	0- 0			
3- 13	0- 0	0- 0	CONFERENCE	0- 0	0- 0	3- 13			
1- 7	0- 0	0- 0	HOME	0- 0	0- 0	1- 7			
2- 6	0- 0	0- 0	AWAY	0- 0	0- 0	2- 6			
0- 0	0- 0	0- 0	NEUTRAL	0- 0	0- 0	0- 0			

RPI 1-25				RPI 26-50				RPI 51-100				RPI 101+ Team's RPI: 341			
RPI	S	Opponent	Score	RPI	S	Opponent	Score	RPI	S	Opponent	Score	RPI	S	Opponent	Score
5	A	Ohio St.	47 106	29	A	Penn	50 78					120	A	Pittsburgh	41 67
												143	A	Old Dominion	57 71
												144	H	Stony Brook	62 73
												165	A	Yale	60 78
												168	H	Ole Miss	49 86
												213	A	Sacred Heart	62 73
												213	H	Sacred Heart	73 77
												218	A	Robert Morris	44 64
												237	A	Columbia	48 67
												246	A	Bryant	67 94
												246	H	Bryant	71 82
												261	A	Saint Francis (PA)	78 93
												261	H	Saint Francis (PA)	74 87
												285	A	Central Conn. St.	64 63
												285	H	Central Conn. St.	52 62
												309	A	Fairleigh Dickinson	67 75
												309	H	Fairleigh Dickinson	57 73
												316	H	Lafayette	69 48
												324	H	LIU Brooklyn	63 73
												327	A	Delaware St.	44 66
												330	A	Mt. St. Mary's	55 64
												330	H	Mt. St. Mary's	50 59
												333	A	St. Francis Brooklyn	82 78
												333	H	St. Francis Brooklyn	70 53
												333	H	St. Francis Brooklyn	70 53
												345	H	NJIT	76 53
LAST 12 Division I GAMES:															
309	A	Fairleigh Dickinson	67 75	333	A	St. Francis Brooklyn	82 78								
285	A	Central Conn. St.	64 63	330	A	Mt. St. Mary's	55 64								
261	H	Saint Francis (PA)	74 87	333	H	St. Francis Brooklyn	70 53								
246	A	Bryant	67 94	213	H	Sacred Heart	73 77								
330	H	Mt. St. Mary's	50 59	324	H	LIU Brooklyn	63 73								
309	H	Fairleigh Dickinson	57 73	285	H	Central Conn. St.	52 62								

Non-Div I Games:

Wagner

■ Loss,
 ■ Non-Conf,
 ■ S Site,
 ■ Home
 ■ A Away
 N Neutral

Average RPI Win: 124		WON-LOST	WINNING	LAST 10	STRENGTH OF	OPP. STRENGTH	TEAM	ADJ.	CONF.	ADJ CONF.
Average RPI Loss: 26		RECORD	PCT. RANK	GAMES	SCHEDULE	OF SCHEDULE	RPI	RPI	RPI	RPI
DIV. I ONLY		18- 9	78	5- 5	13	15	30	30	1	1
DIV. I NON-CONF.		9- 2	37	0- 0	39	129	33	33	1	1
TOTALS		RPI 1-25	RPI 26-50		W-L RECORDS		RPI 51-100	RPI 101-150	RPI 150+	
18- 9		1- 6	2- 1		OVERALL		6- 2	4- 0	5- 0	
10- 4		1- 2	1- 1		HOME		3- 1	1- 0	4- 0	
7- 4		0- 3	1- 0		AWAY		3- 1	2- 0	1- 0	
1- 1		0- 1	0- 0		NEUTRAL		0- 0	1- 0	0- 0	
9- 2		0- 1	0- 1		NON-CONFERENCE		3- 0	2- 0	4- 0	
6- 1		0- 0	0- 1		HOME		2- 0	0- 0	4- 0	
2- 0		0- 0	0- 0		AWAY		1- 0	1- 0	0- 0	
1- 1		0- 1	0- 0		NEUTRAL		0- 0	1- 0	0- 0	
9- 7		1- 5	2- 0		CONFERENCE		3- 2	2- 0	1- 0	
4- 3		1- 2	1- 0		HOME		1- 1	1- 0	0- 0	
5- 4		0- 3	1- 0		AWAY		2- 1	1- 0	1- 0	
0- 0		0- 0	0- 0		NEUTRAL		0- 0	0- 0	0- 0	

RPI S	Opponent	Score	RPI S	Opponent	Score	RPI S	Opponent	Score	RPI S	Opponent	Score
6	H Oregon St.	53 61	34	H Oklahoma	68 71	54	H UC Riverside	78 43	134	A Fresno St.	89 79
8	A Arizona St.	57 77	40	A Southern California	61 53	60	H Oregon	63 75	136	A Arizona	74 52
8	H Arizona St.	61 68	40	H Southern California	69 60	64	H Santa Clara	100 55	136	H Arizona	63 47
9	A UCLA	59 63				65	A South Dakota	77 64	142	N Texas Tech	77 73
9	H UCLA	64 56				76	A Washington St.	79 64	177	A Colorado	76 74
10	A Stanford	53 69				76	H Washington St.	69 63	199	H Weber St.	69 56
16	N Syracuse	62 66				80	A Utah	83 88	248	H San Diego St.	80 51
						97	A California	75 65	258	H Seattle	96 55
									286	H Portland	83 65
LAST 12 Division I GAMES:											
8	A Arizona St.	57 77	97	A California	75 65						
136	A Arizona	74 52	10	A Stanford	53 69						
9	A UCLA	59 63	76	H Washington St.	69 63						
40	A Southern California	61 53	40	H Southern California	69 60						
60	H Oregon	63 75	9	H UCLA	64 56						
6	H Oregon St.	53 61	136	H Arizona	63 47						

Non-Div I Games:

Washington

■ Loss,
 ■ Non-Conf,
 ■ S Site,
 ■ H Home
 ■ A Away
 N Neutral

Average RPI Win:	161	WON-LOST	WINNING	LAST 10	STRENGTH OF	OPP. STRENGTH	TEAM	ADJ.	CONF.	ADJ CONF.
Average RPI Loss:	33	RECORD	PCT. RANK	GAMES	SCHEDULE	OF SCHEDULE	RPI	RPI	RPI	RPI
DIV. I ONLY	13- 14	181	1- 9	29	11	76	76	1	1	
DIV. I NON-CONF.	9- 2	37	0- 0	125	104	28	28	1	1	
TOTALS	RPI 1-25	RPI 26-50	W-L RECORDS	RPI 51-100	RPI 101-150	RPI 150+				
13- 14	0- 7	1- 3	OVERALL	1- 4	5- 0	6- 0				
6- 5	0- 3	1- 1	HOME	0- 1	2- 0	3- 0				
6- 9	0- 4	0- 2	AWAY	1- 3	3- 0	2- 0				
1- 0	0- 0	0- 0	NEUTRAL	0- 0	0- 0	1- 0				
9- 2	0- 1	0- 0	NON-CONFERENCE	1- 1	3- 0	5- 0				
4- 0	0- 0	0- 0	HOME	0- 0	1- 0	3- 0				
4- 2	0- 1	0- 0	AWAY	1- 1	2- 0	1- 0				
1- 0	0- 0	0- 0	NEUTRAL	0- 0	0- 0	1- 0				
4- 12	0- 6	1- 3	CONFERENCE	0- 3	2- 0	1- 0				
2- 5	0- 3	1- 1	HOME	0- 1	1- 0	0- 0				
2- 7	0- 3	0- 2	AWAY	0- 2	1- 0	1- 0				
0- 0	0- 0	0- 0	NEUTRAL	0- 0	0- 0	0- 0				

RPI S	Opponent	Score	RPI S	Opponent	Score	RPI S	Opponent	Score	RPI S	Opponent	Score
6	H Oregon St.	45 54	30	A Washington	63 69	58	A St. Mary's (CA)	71 75	107	H Gonzaga	55 48
8	A Arizona St.	39 61	30	H Washington	64 79	60	H Oregon	48 73	118	A Hawaii	62 52
8	H Arizona St.	45 63	40	A Southern California	62 64	78	A San Diego	78 72	136	A Arizona	62 61
9	A UCLA	61 73	40	H Southern California	73 61	80	A Utah	71 73	136	H Arizona	67 46
9	H UCLA	73 75				97	A California	71 74	150	A Boise St.	57 52
10	A Stanford	52 69							152	H Hampton	68 61
22	A Oklahoma St.	60 70							177	A Colorado	74 66
									195	H San Jose St.	95 80
									214	A Kansas	66 53
									262	H UC Santa Barbara	61 44
									325	N Nevada	70 57
LAST 12 Division I GAMES:											
136	A Arizona	62 61	10	A Stanford	52 69						
8	A Arizona St.	39 61	97	A California	71 74						
40	A Southern California	62 64	30	A Washington	63 69						
9	A UCLA	61 73	9	H UCLA	73 75						
6	H Oregon St.	45 54	40	H Southern California	73 61						
60	H Oregon	48 73	8	H Arizona St.	45 63						

Non-Div I Games:

Washington St.

■ Loss,
 ■ Non-Conf, S Site,
 ■ Home
 ■ Away
 N Neutral

Average RPI Win:	256	WON-LOST	WINNING	LAST 10	STRENGTH OF	OPP. STRENGTH	TEAM	ADJ.	CONF.	ADJ CONF.
Average RPI Loss:	138	RECORD	PCT. RANK	GAMES	SCHEDULE	OF SCHEDULE	RPI	RPI	RPI	RPI
DIV. I ONLY	16- 7	70	7- 3	347	89	199	199	20	20	
DIV. I NON-CONF.	6- 3	99	0- 0	306	115	163	163	22	22	
TOTALS	RPI 1-25	RPI 26-50	W-L RECORDS	RPI 51-100	RPI 101-150	RPI 150+				
16- 7	0- 1	0- 1	OVERALL	0- 0	1- 1	15- 4				
6- 4	0- 1	0- 0	HOME	0- 0	0- 1	6- 2				
9- 3	0- 0	0- 1	AWAY	0- 0	1- 0	8- 2				
1- 0	0- 0	0- 0	NEUTRAL	0- 0	0- 0	1- 0				
6- 3	0- 1	0- 1	NON-CONFERENCE	0- 0	0- 0	6- 1				
1- 2	0- 1	0- 0	HOME	0- 0	0- 0	1- 1				
4- 1	0- 0	0- 1	AWAY	0- 0	0- 0	4- 0				
1- 0	0- 0	0- 0	NEUTRAL	0- 0	0- 0	1- 0				
10- 4	0- 0	0- 0	CONFERENCE	0- 0	1- 1	9- 3				
5- 2	0- 0	0- 0	HOME	0- 0	0- 1	5- 1				
5- 2	0- 0	0- 0	AWAY	0- 0	1- 0	4- 2				
0- 0	0- 0	0- 0	NEUTRAL	0- 0	0- 0	0- 0				

RPI 1-25				RPI 26-50				RPI 51-100				RPI 101+ Team's RPI: 199			
RPI	S	Opponent	Score	RPI	S	Opponent	Score	RPI	S	Opponent	Score	RPI	S	Opponent	Score
12	H	BYU	51 68	30	A	Washington	56 69					116	A	North Dakota	62 56
												116	H	North Dakota	78 85
												170	A	Sacramento St.	64 87
												170	H	Sacramento St.	77 66
												176	A	Northern Colo.	63 65
												176	H	Northern Colo.	82 79
												206	H	Utah Valley	61 56
												211	N	Stephen F. Austin	56 46
												224	A	North Texas	45 38
												230	H	Col. of Charleston	42 50
												234	A	Idaho St.	61 46
												234	H	Idaho St.	57 58
												276	A	Northern Ariz.	76 56
												276	H	Northern Ariz.	95 88
												286	A	Portland	57 55
												297	A	Denver	61 49
												315	A	Portland St.	75 58
												315	H	Portland St.	102 73
												329	A	Southern Utah	69 51
												329	H	Southern Utah	75 56
												339	A	Cal St. Fullerton	60 40
LAST 12 Division I GAMES:															
276	H	Northern Ariz.	95 88	329	A	Southern Utah	69 51								
329	H	Southern Utah	75 56	276	A	Northern Ariz.	76 56								
315	A	Portland St.	75 58	234	H	Idaho St.	57 58								
170	A	Sacramento St.	64 87	170	H	Sacramento St.	77 66								
116	H	North Dakota	78 85	315	H	Portland St.	102 73								
176	H	Northern Colo.	82 79	176	A	Northern Colo.	63 65								

Non-Div I Games: Westminster (UT) 79 46 Bethesda (CA) 86 60

Weber St.

Loss, Non-Conf, S Site, H Home A Away N Neutral

West Virginia

Through Games Of Feb. 24, 2016

Average RPI Win:	160	WON-LOST	WINNING	LAST 10	STRENGTH OF	OPP. STRENGTH	TEAM	ADJ.	CONF.	ADJ CONF.
Average RPI Loss:	28	RECORD	PCT. RANK	GAMES	SCHEDULE	OF SCHEDULE	RPI	RPI	RPI	RPI
DIV. I ONLY	21- 8	62	6- 4	52	51	33	33	3	3	
DIV. I NON-CONF.	11- 2	28	0- 0	185	220	60	60	3	3	
TOTALS	RPI 1-25	RPI 26-50	W-L RECORDS	RPI 51-100	RPI 101-150	RPI 150+				
21- 8	0- 5	5- 2	OVERALL	3- 0	3- 1	10- 0				
12- 2	0- 2	2- 0	HOME	2- 0	2- 0	6- 0				
4- 5	0- 3	1- 1	AWAY	1- 0	1- 1	1- 0				
5- 1	0- 0	2- 1	NEUTRAL	0- 0	0- 0	3- 0				
11- 2	0- 0	2- 1	NON-CONFERENCE	1- 0	0- 1	8- 0				
6- 0	0- 0	0- 0	HOME	1- 0	0- 0	5- 0				
0- 1	0- 0	0- 0	AWAY	0- 0	0- 1	0- 0				
5- 1	0- 0	2- 1	NEUTRAL	0- 0	0- 0	3- 0				
10- 6	0- 5	3- 1	CONFERENCE	2- 0	3- 0	2- 0				
6- 2	0- 2	2- 0	HOME	1- 0	2- 0	1- 0				
4- 4	0- 3	1- 1	AWAY	1- 0	1- 0	1- 0				
0- 0	0- 0	0- 0	NEUTRAL	0- 0	0- 0	0- 0				

RPI 1-25				RPI 26-50				Team's RPI: 33	RPI 51-100				RPI 101+			
RPI	S	Opponent	Score	RPI	S	Opponent	Score		RPI	S	Opponent	Score	RPI	S	Opponent	Score
3	A	Baylor	64 69	34	A	Oklahoma	54 57		86	A	TCU	97 84	104	H	Iowa St.	57 47
3	H	Baylor	61 71	34	H	Oklahoma	63 55		86	H	TCU	83 72	107	A	Gonzaga	57 62
7	A	Texas	50 73	38	N	Indiana	75 64		96	H	Elon	67 57	142	A	Texas Tech	69 42
7	H	Texas	54 65	40	N	Southern California	67 78						142	H	Texas Tech	79 57
22	A	Oklahoma St.	51 63	42	N	James Madison	69 62						155	N	Marshall	66 60
				47	A	Kansas St.	72 53						165	N	Yale	70 60
				47	H	Kansas St.	64 44						214	A	Kansas	65 45
													214	H	Kansas	72 35
													226	N	Grand Canyon	68 50
													256	H	Coppin St.	96 64
													309	H	Fairleigh Dickinson	91 42
													313	H	Morehead St.	94 56
													322	H	Longwood	74 43
													327	H	Delaware St.	77 34
LAST 12 Division I GAMES:																
86	H	TCU	83 72	142	A	Texas Tech	69 42									
7	A	Texas	50 73	3	H	Baylor	61 71									
34	H	Oklahoma	63 55	34	A	Oklahoma	54 57									
22	A	Oklahoma St.	51 63	86	A	TCU	97 84									
104	H	Iowa St.	57 47	214	H	Kansas	72 35									
47	H	Kansas St.	64 44	3	A	Baylor	64 69									

Non-Div I Games:

West Virginia

■ Loss,
 ■ Non-Conf,
 ■ S Site,
 ■ H Home
 ■ A Away
 N Neutral

Average RPI Win:	298	WON-LOST	WINNING	LAST 10	STRENGTH OF	OPP. STRENGTH	TEAM	ADJ.	CONF.	ADJ CONF.
Average RPI Loss:	169	RECORD	PCT. RANK	GAMES	SCHEDULE	OF SCHEDULE	RPI	RPI	RPI	RPI
DIV. I ONLY	3- 21	337	2- 8	144	282	310	310	17	17	
DIV. I NON-CONF.	1- 10	330	0- 0	156	344	309	309	15	15	
TOTALS	RPI 1-25	RPI 26-50	W-L RECORDS	RPI 51-100	RPI 101-150	RPI 150+				
3- 21	0- 0	0- 1	OVERALL	0- 3	0- 5	3- 12				
2- 7	0- 0	0- 0	HOME	0- 1	0- 3	2- 3				
0- 14	0- 0	0- 1	AWAY	0- 2	0- 2	0- 9				
1- 0	0- 0	0- 0	NEUTRAL	0- 0	0- 0	1- 0				
1- 10	0- 0	0- 1	NON-CONFERENCE	0- 1	0- 1	1- 7				
0- 2	0- 0	0- 0	HOME	0- 0	0- 1	0- 1				
0- 8	0- 0	0- 1	AWAY	0- 1	0- 0	0- 6				
1- 0	0- 0	0- 0	NEUTRAL	0- 0	0- 0	1- 0				
2- 11	0- 0	0- 0	CONFERENCE	0- 2	0- 4	2- 5				
2- 5	0- 0	0- 0	HOME	0- 1	0- 2	2- 2				
0- 6	0- 0	0- 0	AWAY	0- 1	0- 2	0- 3				
0- 0	0- 0	0- 0	NEUTRAL	0- 0	0- 0	0- 0				

RPI 1-25			RPI 26-50			RPI 51-100			RPI 101+			Team's RPI: 310
RPI	S	Opponent	Score	RPI	S	Opponent	Score	RPI	S	Opponent	Score	
45	A	North Carolina St.	55 86	51	A	Chattanooga	59 77	109	A	Samford	52 57	
				51	H	Chattanooga	51 65	109	H	Samford	42 59	
				52	A	Duke	47 84	111	A	Mercer	42 63	
								111	H	Mercer	88 92	
								122	H	UNC Asheville	45 67	
								162	A	ETSU	62 74	
								162	H	ETSU	43 45	
								173	A	Davidson	51 64	
								194	A	Eastern Ky.	62 91	
								203	A	USC Upstate	59 68	
								227	A	Furman	56 71	
								227	H	Furman	76 83	
								255	H	Bethune-Cookman	59 66	
								291	N	Florida A&M	69 53	
								292	A	Campbell	66 73	
								294	A	Charleston So.	59 80	
								295	A	Kennesaw St.	53 65	
								300	H	UNCG	84 72	
								304	A	Wofford	71 72	
								304	H	Wofford	74 72	
LAST 12 Division I GAMES:												
227	A	Furman	56 71	300	H	UNCG	84 72					
304	A	Wofford	71 72	304	H	Wofford	74 72					
51	H	Chattanooga	51 65	227	H	Furman	76 83					
162	H	ETSU	43 45	162	A	ETSU	62 74					
109	A	Samford	52 57	51	A	Chattanooga	59 77					
111	A	Mercer	42 63	111	H	Mercer	88 92					

Non-Div I Games: Anderson (SC) 72 55 Brevard 68 60 Warren Wilson 106 52

Western Caro.

Loss, Non-Conf, S Site, H Home A Away N Neutral

Average RPI Win:	279	WON-LOST	WINNING	LAST 10	STRENGTH OF	OPP. STRENGTH	TEAM	ADJ.	CONF.	ADJ CONF.
Average RPI Loss:	137	RECORD	PCT. RANK	GAMES	SCHEDULE	OF SCHEDULE	RPI	RPI	RPI	RPI
DIV. I ONLY	12- 13	186	5- 5	291	220	229	229	18	18	
DIV. I NON-CONF.	5- 6	180	0- 0	304	229	247	247	19	19	
TOTALS	RPI 1-25	RPI 26-50	W-L RECORDS	RPI 51-100	RPI 101-150	RPI 150+				
12- 13	0- 0	0- 1	OVERALL	0- 4	2- 4	10- 4				
6- 4	0- 0	0- 0	HOME	0- 1	2- 1	4- 2				
5- 8	0- 0	0- 1	AWAY	0- 3	0- 3	5- 1				
1- 1	0- 0	0- 0	NEUTRAL	0- 0	0- 0	1- 1				
5- 6	0- 0	0- 1	NON-CONFERENCE	0- 1	1- 1	4- 3				
2- 2	0- 0	0- 0	HOME	0- 0	1- 0	1- 2				
2- 3	0- 0	0- 1	AWAY	0- 1	0- 1	2- 0				
1- 1	0- 0	0- 0	NEUTRAL	0- 0	0- 0	1- 1				
7- 7	0- 0	0- 0	CONFERENCE	0- 3	1- 3	6- 1				
4- 2	0- 0	0- 0	HOME	0- 1	1- 1	3- 0				
3- 5	0- 0	0- 0	AWAY	0- 2	0- 2	3- 1				
0- 0	0- 0	0- 0	NEUTRAL	0- 0	0- 0	0- 0				

RPI S	Opponent	Score	RPI S	Opponent	Score	RPI S	Opponent	Score	RPI S	Opponent	Score	Team's RPI: 229
47	A Kansas St.	45 84	59	A Iowa	81 96	116	A North Dakota	67 78				
			63	A South Dakota St.	63 85	125	A IUPUI	87 96				
			65	A South Dakota	50 86	125	H IUPUI	60 68				
			65	H South Dakota	77 102	145	H SIUE	78 74				
						147	A Oral Roberts	55 79				
						147	H Oral Roberts	72 61				
						215	H Southeast Mo. St.	84 89				
						219	H Ill.-Chicago	70 78				
						255	N Bethune-Cookman	75 59				
						259	A Omaha	66 79				
						259	H Omaha	74 55				
						281	N Towson	77 83				
						297	A Denver	80 69				
						297	H Denver	63 60				
						314	A North Dakota St.	94 82				
						317	A IPFW	78 74				
						317	H IPFW	88 87				
						321	A Illinois St.	79 64				
						337	A Eastern Ill.	92 69				
						340	H Chicago St.	88 50				
LAST 12 Division I GAMES:												
147	A Oral Roberts	55 79	65	H South Dakota	77 102							
65	A South Dakota	50 86	63	A South Dakota St.	63 85							
297	A Denver	80 69	314	A North Dakota St.	94 82							
125	A IUPUI	87 96	297	H Denver	63 60							
317	H IPFW	88 87	125	H IUPUI	60 68							
259	H Omaha	74 55	317	A IPFW	78 74							

Non-Div I Games: Ashford 86 58 Central Methodist 108 46

Western Ill.

Average RPI Win:	184	WON-LOST	WINNING	LAST 10	STRENGTH OF	OPP. STRENGTH	TEAM	ADJ.	CONF.	ADJ CONF.
Average RPI Loss:	82	RECORD	PCT. RANK	GAMES	SCHEDULE	OF SCHEDULE	RPI	RPI	RPI	RPI
DIV. I ONLY	19- 5	29	7- 3	145	107	49	49	12	12	
DIV. I NON-CONF.	8- 2	51	0- 0	214	107	58	58	10	10	
TOTALS	RPI 1-25	RPI 26-50	W-L RECORDS	RPI 51-100	RPI 101-150	RPI 150+				
19- 5	1- 1	0- 0	OVERALL	2- 3	4- 0	12- 1				
10- 1	1- 1	0- 0	HOME	2- 0	1- 0	6- 0				
8- 4	0- 0	0- 0	AWAY	0- 3	3- 0	5- 1				
1- 0	0- 0	0- 0	NEUTRAL	0- 0	0- 0	1- 0				
8- 2	1- 0	0- 0	NON-CONFERENCE	1- 1	1- 0	5- 1				
4- 0	1- 0	0- 0	HOME	1- 0	0- 0	2- 0				
3- 2	0- 0	0- 0	AWAY	0- 1	1- 0	2- 1				
1- 0	0- 0	0- 0	NEUTRAL	0- 0	0- 0	1- 0				
11- 3	0- 1	0- 0	CONFERENCE	1- 2	3- 0	7- 0				
6- 1	0- 1	0- 0	HOME	1- 0	1- 0	4- 0				
5- 2	0- 0	0- 0	AWAY	0- 2	2- 0	3- 0				
0- 0	0- 0	0- 0	NEUTRAL	0- 0	0- 0	0- 0				

RPI	S	Opponent	Score	RPI	S	Opponent	Score	Team's RPI: 49	RPI	S	Opponent	Score	RPI	S	Opponent	Score
15	H	Louisville	71 69						68	A	Middle Tenn.	75 83	143	A	Old Dominion	85 74
24	H	UTEP	78 85						73	A	Ball St.	60 74	143	H	Old Dominion	68 51
									79	A	Charlotte	72 81	146	A	UAB	63 49
									79	H	Charlotte	77 66	149	A	UT Arlington	73 64
									92	H	Belmont	80 65	155	A	Marshall	80 76
													155	H	Marshall	81 52
													168	A	Ole Miss	53 59
													183	N	George Mason	84 58
													188	A	Fla. Atlantic	81 62
													194	H	Eastern Ky.	76 60
													223	H	Rice	52 49
													224	H	North Texas	65 53
													230	A	Col. of Charleston	78 44
													264	H	UTSA	72 65
													271	H	Austin Peay	88 69
													302	A	FIU	71 69
													331	A	Lipscomb	64 56
LAST 12 Division I GAMES:																
79	A	Charlotte	72 81	146	A	UAB	63 49									
143	A	Old Dominion	85 74	79	H	Charlotte	77 66									
155	A	Marshall	80 76	143	H	Old Dominion	68 51									
24	H	UTEP	78 85	224	H	North Texas	65 53									
264	H	UTSA	72 65	223	H	Rice	52 49									
68	A	Middle Tenn.	75 83	188	A	Fla. Atlantic	81 62									

Non-Div I Games: Alas. Anchorage 62 58

Western Ky.

■ Loss,
■ Non-Conf,
■ S Site,
■ H Home
■ A Away
N Neutral

WON-LOST RECORD				Through Games of Feb. 11, 1916						
Average RPI Win:	244	WON-LOST	WINNING	LAST 10	STRENGTH OF	OPP. STRENGTH	TEAM	ADJ.	CONF.	ADJ CONF.
Average RPI Loss:	87	RECORD	PCT. RANK	GAMES	SCHEDULE	OF SCHEDULE	RPI	RPI	RPI	RPI
DIV. I ONLY	13- 12	159	4- 6	147	159	133	133	11	11	
DIV. I NON-CONF.	6- 4	125	0- 0	155	196	108	108	13	13	

TOTALS	RPI 1-25	RPI 26-50		W-L RECORDS		RPI 51-100	RPI 101-150	RPI 150+		
13- 12	0- 1	0- 2		OVERALL		0- 5	2- 3	11- 1		
6- 3	0- 0	0- 0		HOME		0- 1	1- 1	5- 1		
6- 7	0- 1	0- 1		AWAY		0- 3	1- 2	5- 0		
1- 2	0- 0	0- 1		NEUTRAL		0- 1	0- 0	1- 0		
6- 4	0- 1	0- 1		NON-CONFERENCE		0- 1	0- 1	6- 0		
2- 0	0- 0	0- 0		HOME		0- 0	0- 0	2- 0		
3- 2	0- 1	0- 0		AWAY		0- 0	0- 1	3- 0		
1- 2	0- 0	0- 1		NEUTRAL		0- 1	0- 0	1- 0		
7- 8	0- 0	0- 1		CONFERENCE		0- 4	2- 2	5- 1		
4- 3	0- 0	0- 0		HOME		0- 1	1- 1	3- 1		
3- 5	0- 0	0- 1		AWAY		0- 3	1- 1	2- 0		
0- 0	0- 0	0- 0		NEUTRAL		0- 0	0- 0	0- 0		

RPI 1-25			
RPI	S	Opponent	Score
25	A	Michigan St.	40 78
RPI 26-50			
RPI	S	Opponent	Score
31	N	Mississippi St.	68 90
35	A	Ohio	63 73
RPI 51-100			
RPI	S	Opponent	Score
67	N	FGCU	42 60
73	A	Ball St.	54 60
73	H	Ball St.	53 77
75	A	Central Mich.	51 53
85	A	Eastern Mich.	66 70
RPI 101+			
RPI	S	Opponent	Score
108	A	Toledo	73 80
108	H	Toledo	68 80
114	A	Northwestern	62 86
123	H	Akron	69 65
138	A	Buffalo	92 78
158	H	Detroit	70 66
180	A	Loyola Chicago	68 45
193	N	Gardner-Webb	71 44
249	H	Northern Ill.	70 80
260	A	Bowling Green	65 49
260	H	Bowling Green	74 45
267	H	Miami (OH)	80 66
305	A	Bradley	72 59
317	A	IPFW	70 48
318	A	Kent St.	65 53
318	H	Kent St.	73 52
340	H	Chicago St.	65 56
Team's RPI: 133			
LAST 12 Division I GAMES:			
249	H	Northern Ill.	70 80
73	A	Ball St.	54 60
123	H	Akron	69 65
260	A	Bowling Green	65 49
85	A	Eastern Mich.	66 70
108	H	Toledo	68 80
318	A	Kent St.	65 53
75	A	Central Mich.	51 53
73	H	Ball St.	53 77
138	A	Buffalo	92 78
267	H	Miami (OH)	80 66
318	H	Kent St.	73 52

Non-Div I Games:	Ferris St.	73	41	Wis.-Parkside	56	49
------------------	------------	----	----	---------------	----	----

Western Mich.

■ Loss, ■ Non-Conf, S Site, H Home A Away N Neutral

Average RPI Win:	255	WON-LOST	WINNING	LAST 10	STRENGTH OF	OPP. STRENGTH	TEAM	ADJ.	CONF.	ADJ CONF.
Average RPI Loss:	162	RECORD	PCT. RANK	GAMES	SCHEDULE	OF SCHEDULE	RPI	RPI	RPI	RPI
DIV. I ONLY	7- 19	284	3- 4	202	224	288	288	21	21	
DIV. I NON-CONF.	3- 8	258	1- 0	140	236	253	253	17	17	
TOTALS	RPI 1-25	RPI 26-50	W-L RECORDS	RPI 51-100	RPI 101-150	RPI 150+				
7- 19	0- 1	0- 2	OVERALL	0- 1	1- 6	6- 9				
5- 8	0- 1	0- 1	HOME	0- 1	1- 2	4- 3				
2- 10	0- 0	0- 1	AWAY	0- 0	0- 4	2- 5				
0- 1	0- 0	0- 0	NEUTRAL	0- 0	0- 0	0- 1				
3- 8	0- 1	0- 2	NON-CONFERENCE	0- 0	0- 1	3- 4				
2- 4	0- 1	0- 1	HOME	0- 0	0- 0	2- 2				
1- 3	0- 0	0- 1	AWAY	0- 0	0- 1	1- 1				
0- 1	0- 0	0- 0	NEUTRAL	0- 0	0- 0	0- 1				
4- 11	0- 0	0- 0	CONFERENCE	0- 1	1- 5	3- 5				
3- 4	0- 0	0- 0	HOME	0- 1	1- 2	2- 1				
1- 7	0- 0	0- 0	AWAY	0- 0	0- 3	1- 4				
0- 0	0- 0	0- 0	NEUTRAL	0- 0	0- 0	0- 0				

RPI 1-25				RPI 26-50				RPI 51-100				RPI 101+ Team's RPI: 288			
RPI	S	Opponent	Score	RPI	S	Opponent	Score	RPI	S	Opponent	Score	RPI	S	Opponent	Score
23	H	Tennessee	51 58	28	H	Missouri	37 57	90	H	Missouri St.	57 77	105	A	UNI	48 69
				43	A	Arkansas St.	40 67					105	H	UNI	44 55
												106	A	Drake	59 81
												106	H	Drake	56 87
												135	A	Southern Ill.	66 80
												135	H	Southern Ill.	57 48
												141	A	Creighton	54 79
												180	A	Loyola Chicago	55 60
												180	H	Loyola Chicago	65 62
												184	N	Richmond	50 63
												200	H	Eastern Wash.	62 67
												207	A	Indiana St.	33 59
												215	H	Southeast Mo. St.	62 66
												236	H	N.C. A&T	55 53
												273	A	Tennessee Tech	48 54
												279	H	Prairie View	64 36
												302	A	FIU	76 62
												305	A	Bradley	44 50
												305	H	Bradley	50 55
												321	A	Illinois St.	49 70
												328	A	Evansville	44 31
												328	H	Evansville	58 50
LAST 12 Division I GAMES:															
302	A	FIU	76 62	106	A	Drake	59 81								
135	A	Southern Ill.	66 80	90	H	Missouri St.	57 77								
328	A	Evansville	44 31	328	H	Evansville	58 50								
180	H	Loyola Chicago	65 62	135	H	Southern Ill.	57 48								
305	H	Bradley	50 55	305	A	Bradley	44 50								
105	A	UNI	48 69	180	A	Loyola Chicago	55 60								

Non-Div I Games:

Wichita St.

■ Loss,
■ Non-Conf, S Site,
■ Home
■ Away
N Neutral

William & Mary

Through Games Of Feb. 24, 2016

Average RPI Win:	241	WON-LOST	WINNING	LAST 10	STRENGTH OF	OPP. STRENGTH	TEAM	ADJ.	CONF.	ADJ CONF.
Average RPI Loss:	135	RECORD	PCT. RANK	GAMES	SCHEDULE	OF SCHEDULE	RPI	RPI	RPI	RPI
DIV. I ONLY	14- 12	148	3- 7	286	167	191	191	13	13	
DIV. I NON-CONF.	9- 2	37	0- 0	337	291	143	143	11	11	
TOTALS	RPI 1-25	RPI 26-50	W-L RECORDS	RPI 51-100	RPI 101-150	RPI 150+				
14- 12	0- 0	1- 1	OVERALL	0- 5	1- 0	12- 6				
8- 4	0- 0	1- 0	HOME	0- 2	1- 0	6- 2				
6- 8	0- 0	0- 0	AWAY	0- 0	0- 0	6- 2				
0- 0	0- 0	0- 0	NEUTRAL	0- 0	0- 0	0- 0				
9- 2	0- 0	0- 0	NON-CONFERENCE	0- 1	1- 0	8- 1				
5- 0	0- 0	0- 0	HOME	0- 0	1- 0	4- 0				
4- 2	0- 0	0- 0	AWAY	0- 1	0- 0	4- 1				
0- 0	0- 0	0- 0	NEUTRAL	0- 0	0- 0	0- 0				
5- 10	0- 0	1- 1	CONFERENCE	0- 4	0- 0	4- 5				
3- 4	0- 0	1- 0	HOME	0- 2	0- 0	2- 2				
2- 6	0- 0	0- 1	AWAY	0- 2	0- 0	2- 3				
0- 0	0- 0	0- 0	NEUTRAL	0- 0	0- 0	0- 0				

RPI S	Opponent	Score	RPI S	Opponent	Score	RPI S	Opponent	Score	RPI S	Opponent	Score	Team's RPI: 191
42	A James Madison	63 83	42	H James Madison	65 59	74	A Hofstra	45 75	143	H Old Dominion	75 64	
						74	H Hofstra	53 61	161	A Northeastern	68 69	
						81	H Drexel	50 67	161	H Northeastern	69 62	
						82	A VCU	47 73	169	A Delaware	63 67	
						96	A Elon	51 73	169	H Delaware	53 69	
									179	H Grambling	74 55	
									184	A Richmond	50 56	
									230	A Col. of Charleston	66 40	
									230	H Col. of Charleston	51 55	
									245	A Loyola Maryland	62 61	
									251	A Clemson	58 41	
									257	A UNCW	44 59	
									257	H UNCW	77 65	
									274	H American	62 51	
									281	A Towson	73 54	
									304	H Wofford	75 55	
									327	A Delaware St.	65 59	
									330	A Mt. St. Mary's	76 74	
									347	H Norfolk St.	67 47	
LAST 12 Division I GAMES:												
230	A Col. of Charleston	66 40	161	H Northeastern	69 62							
42	A James Madison	63 83	230	H Col. of Charleston	51 55							
169	H Delaware	53 69	169	A Delaware	63 67							
74	H Hofstra	53 61	257	H UNCW	77 65							
257	A UNCW	44 59	74	A Hofstra	45 75							
96	A Elon	51 73	161	A Northeastern	68 69							

Non-Div I Games:

William & Mary

Loss, Non-Conf, S Site, H Home A Away N Neutral

Average RPI Win:	276	WON-LOST	WINNING	LAST 10	STRENGTH OF	OPP. STRENGTH	TEAM	ADJ.	CONF.	ADJ CONF.
Average RPI Loss:	180	RECORD	PCT. RANK	GAMES	SCHEDULE	OF SCHEDULE	RPI	RPI	RPI	RPI
DIV. I ONLY	4- 22	326	2- 8	185	264	320	320	27	27	
DIV. I NON-CONF.	1- 8	320	0- 0	57	57	251	251	29	29	
TOTALS	RPI 1-25	RPI 26-50	W-L RECORDS	RPI 51-100	RPI 101-150	RPI 150+				
4- 22	0- 1	0- 2	OVERALL	0- 2	0- 4	4- 13				
4- 6	0- 0	0- 0	HOME	0- 0	0- 1	4- 5				
0- 15	0- 1	0- 1	AWAY	0- 2	0- 3	0- 8				
0- 1	0- 0	0- 1	NEUTRAL	0- 0	0- 0	0- 0				
1- 8	0- 1	0- 2	NON-CONFERENCE	0- 2	0- 1	1- 2				
1- 0	0- 0	0- 0	HOME	0- 0	0- 0	1- 0				
0- 7	0- 1	0- 1	AWAY	0- 2	0- 1	0- 2				
0- 1	0- 0	0- 1	NEUTRAL	0- 0	0- 0	0- 0				
3- 14	0- 0	0- 0	CONFERENCE	0- 0	0- 3	3- 11				
3- 6	0- 0	0- 0	HOME	0- 0	0- 1	3- 5				
0- 8	0- 0	0- 0	AWAY	0- 0	0- 2	0- 6				
0- 0	0- 0	0- 0	NEUTRAL	0- 0	0- 0	0- 0				

RPI 1-25				RPI 26-50				RPI 51-100				RPI 101+ Team's RPI: 320			
RPI	S	Opponent	Score	RPI	S	Opponent	Score	RPI	S	Opponent	Score	RPI	S	Opponent	Score
2	A	South Carolina	37 86	34	A	Oklahoma	48 78	52	A	Duke	50 78	112	A	Liberty	61 77
				35	N	Ohio	54 75	56	A	Auburn	33 76	122	A	UNC Asheville	55 63
												122	H	UNC Asheville	59 67
												123	A	Akron	59 76
												193	A	Gardner-Webb	52 70
												193	H	Gardner-Webb	81 62
												196	A	Radford	44 66
												196	H	Radford	38 67
												225	H	Presbyterian	48 59
												227	A	Furman	52 71
												230	A	Col. of Charleston	63 77
												254	A	High Point	60 80
												254	H	High Point	67 74
												269	H	Coastal Caro.	52 43
												292	A	Campbell	56 69
												292	H	Campbell	50 49
												294	A	Charleston So.	51 54
												294	H	Charleston So.	50 58
												322	A	Longwood	60 67
												322	H	Longwood	60 63
												349	H	N.C. Central	62 39
LAST 12 Division I GAMES:															
196	H	Radford	38 67	294	H	Charleston So.	50 58								
254	A	High Point	60 80	322	A	Longwood	60 67								
292	A	Campbell	56 69	292	H	Campbell	50 49								
269	H	Coastal Caro.	52 43	254	H	High Point	67 74								
193	A	Gardner-Webb	52 70	112	A	Liberty	61 77								
122	H	UNC Asheville	59 67	225	H	Presbyterian	48 59								

Non-Div I Games:

Winthrop

■ Loss,
 ■ Non-Conf, S Site,
 ■ Home
 ■ Away
 N Neutral

Average RPI Win:	132	WON-LOST	WINNING	LAST 10	STRENGTH OF	OPP. STRENGTH	TEAM	ADJ.	CONF.	ADJ CONF.
Average RPI Loss:	74	RECORD	PCT. RANK	GAMES	SCHEDULE	OF SCHEDULE	RPI	RPI	RPI	RPI
DIV. I ONLY	7- 19	284	1- 9	40	21	182	182	5	5	
DIV. I NON-CONF.	4- 6	201	0- 0	68	72	158	158	4	4	
TOTALS	RPI 1-25	RPI 26-50	W-L RECORDS	RPI 51-100	RPI 101-150	RPI 150+				
7- 19	0- 5	1- 2	OVERALL	1- 7	2- 2	3- 3				
5- 9	0- 3	1- 1	HOME	1- 2	1- 2	2- 1				
1- 10	0- 2	0- 1	AWAY	0- 5	1- 0	0- 2				
1- 0	0- 0	0- 0	NEUTRAL	0- 0	0- 0	1- 0				
4- 6	0- 1	0- 1	NON-CONFERENCE	0- 2	1- 1	3- 1				
2- 3	0- 1	0- 1	HOME	0- 0	0- 1	2- 0				
1- 3	0- 0	0- 0	AWAY	0- 2	1- 0	0- 1				
1- 0	0- 0	0- 0	NEUTRAL	0- 0	0- 0	1- 0				
3- 13	0- 4	1- 1	CONFERENCE	1- 5	1- 1	0- 2				
3- 6	0- 2	1- 0	HOME	1- 2	1- 1	0- 1				
0- 7	0- 2	0- 1	AWAY	0- 3	0- 0	0- 1				
0- 0	0- 0	0- 0	NEUTRAL	0- 0	0- 0	0- 0				

RPI 1-25				RPI 26-50				RPI 51-100				RPI 101+ Team's RPI: 182			
RPI	S	Opponent	Score	RPI	S	Opponent	Score	RPI	S	Opponent	Score	RPI	S	Opponent	Score
5	A	Ohio St.	61 87	27	H	Green Bay	58 72	53	A	Rutgers	41 61	106	H	Drake	70 89
11	H	Maryland	65 90	38	A	Indiana	57 67	57	H	Purdue	64 57	113	A	Wake Forest	64 51
19	H	Florida	75 91	38	H	Indiana	73 69	59	H	Iowa	54 57	114	H	Northwestern	53 71
25	A	Michigan St.	67 77					62	A	Michigan	65 82	126	H	Penn St.	82 62
25	H	Michigan St.	54 77					70	H	Minnesota	77 84	153	A	Illinois	65 71
								71	A	Dayton	64 87	153	H	Illinois	56 76
								87	A	Marquette	61 77	169	N	Delaware	54 52
								88	A	Nebraska	62 75	171	H	Louisiana Tech	79 65
												248	A	San Diego St.	57 63
												249	H	Northern Ill.	89 62
LAST 12 Division I GAMES:															
114	H	Northwestern	53 71	25	H	Michigan St.	54 77								
153	H	Illinois	56 76	88	A	Nebraska	62 75								
38	A	Indiana	57 67	70	H	Minnesota	77 84								
62	A	Michigan	65 82	11	H	Maryland	65 90								
57	H	Purdue	64 57	153	A	Illinois	65 71								
5	A	Ohio St.	61 87	59	H	Iowa	54 57								

Non-Div I Games:

Wisconsin

■ Loss,
 ■ Non-Conf,
 ■ S Site,
 ■ H Home
 ■ A Away
 N Neutral

Wofford

Through Games Of Feb. 24, 2016

Average RPI Win: 291	WON-LOST	WINNING	LAST 10	STRENGTH OF	OPP. STRENGTH	TEAM	ADJ.	CONF.	ADJ CONF.
Average RPI Loss: 174	RECORD	PCT. RANK	GAMES	SCHEDULE	OF SCHEDULE	RPI	RPI	RPI	RPI
DIV. I ONLY	7- 17	280	3- 6	263	288	304	304	17	17
DIV. I NON-CONF.	4- 8	234	0- 0	239	348	281	281	15	15
TOTALS	RPI 1-25	RPI 26-50	W-L RECORDS	RPI 51-100	RPI 101-150	RPI 150+			
7- 17	0- 0	0- 0	OVERALL	0- 3	0- 4	7- 10			
6- 6	0- 0	0- 0	HOME	0- 1	0- 3	6- 2			
1- 11	0- 0	0- 0	AWAY	0- 2	0- 1	1- 8			
0- 0	0- 0	0- 0	NEUTRAL	0- 0	0- 0	0- 0			
4- 8	0- 0	0- 0	NON-CONFERENCE	0- 1	0- 2	4- 5			
4- 1	0- 0	0- 0	HOME	0- 0	0- 1	4- 0			
0- 7	0- 0	0- 0	AWAY	0- 1	0- 1	0- 5			
0- 0	0- 0	0- 0	NEUTRAL	0- 0	0- 0	0- 0			
3- 9	0- 0	0- 0	CONFERENCE	0- 2	0- 2	3- 5			
2- 5	0- 0	0- 0	HOME	0- 1	0- 2	2- 2			
1- 4	0- 0	0- 0	AWAY	0- 1	0- 0	1- 3			
0- 0	0- 0	0- 0	NEUTRAL	0- 0	0- 0	0- 0			

RPI S	Opponent	Score	RPI S	Opponent	Score	RPI S	Opponent	Score	RPI S	Opponent	Score	Team's RPI: 304
						51	A Chattanooga	48 65	109	H Samford	39 58	
						51	H Chattanooga	40 53	111	H Mercer	61 70	
						70	A Minnesota	54 98	117	A Virginia Tech	42 73	
									122	H UNC Asheville	63 70	
									162	A ETSU	69 70	
									162	H ETSU	54 70	
									191	A William & Mary	55 75	
									193	A Gardner-Webb	61 64	
									196	H Radford	79 70	
									227	A Furman	64 70	
									227	H Furman	61 70	
									269	A Coastal Caro.	69 83	
									289	H Jacksonville St.	66 54	
									294	A Charleston So.	64 74	
									295	H Kennesaw St.	70 59	
									299	A South Carolina St.	47 60	
									300	A UNCG	58 56	
									300	H UNCG	104 64	
									310	A Western Caro.	72 74	
									310	H Western Caro.	72 71	
									349	H N.C. Central	60 37	
LAST 12 Division I GAMES:												
300	H UNCG	104 64	111	H Mercer	61 70							
310	H Western Caro.	72 71	310	A Western Caro.	72 74							
227	A Furman	64 70	300	A UNCG	58 56							
51	A Chattanooga	48 65	227	H Furman	61 70							
162	A ETSU	69 70	162	H ETSU	54 70							
109	H Samford	39 58	51	H Chattanooga	40 53							

Non-Div I Games: Montreat 83 48 Bluefield Col. 69 58

Wofford

Loss, Non-Conf, S Site, H Home A Away N Neutral

Average RPI Win:	220	WON-LOST	WINNING	LAST 10	STRENGTH OF	OPP. STRENGTH	TEAM	ADJ.	CONF.	ADJ CONF.
Average RPI Loss:	85	RECORD	PCT. RANK	GAMES	SCHEDULE	OF SCHEDULE	RPI	RPI	RPI	RPI
DIV. I ONLY	18- 7	63	6- 4	201	125	101	101	14	14	
DIV. I NON-CONF.	8- 3	77	0- 0	278	77	133	133	16	16	
TOTALS	RPI 1-25	RPI 26-50	W-L RECORDS	RPI 51-100	RPI 101-150	RPI 150+				
18- 7	0- 1	1- 2	OVERALL	0- 1	2- 1	15- 2				
8- 4	0- 1	0- 1	HOME	0- 0	1- 0	7- 2				
8- 2	0- 0	0- 1	AWAY	0- 0	1- 1	7- 0				
2- 1	0- 0	1- 0	NEUTRAL	0- 1	0- 0	1- 0				
8- 3	0- 1	1- 1	NON-CONFERENCE	0- 1	0- 0	7- 0				
4- 1	0- 1	0- 0	HOME	0- 0	0- 0	4- 0				
2- 1	0- 0	0- 1	AWAY	0- 0	0- 0	2- 0				
2- 1	0- 0	1- 0	NEUTRAL	0- 1	0- 0	1- 0				
10- 4	0- 0	0- 1	CONFERENCE	0- 0	2- 1	8- 2				
4- 3	0- 0	0- 1	HOME	0- 0	1- 0	3- 2				
6- 1	0- 0	0- 0	AWAY	0- 0	1- 1	5- 0				
0- 0	0- 0	0- 0	NEUTRAL	0- 0	0- 0	0- 0				

RPI 1-25				RPI 26-50				RPI 51-100				RPI 101+ Team's RPI: 101			
RPI	S	Opponent	Score	RPI	S	Opponent	Score	RPI	S	Opponent	Score	RPI	S	Opponent	Score
18	H	Georgia	57 63	26	A	Miami (FL)	67 80	59	N	Iowa	77 83	131	A	Youngstown St.	69 72
				27	H	Green Bay	58 63					139	A	Northern Ky.	76 65
				41	N	George Washington	77 71					139	H	Northern Ky.	66 61
												158	A	Detroit	89 71
												158	H	Detroit	93 95
												174	H	Milwaukee	60 82
												186	H	Butler	66 53
												194	A	Eastern Ky.	71 69
												204	A	Oakland	77 72
												204	H	Oakland	79 63
												219	A	Ill.-Chicago	80 72
												219	H	Ill.-Chicago	73 62
												239	A	Valparaiso	65 54
												239	H	Valparaiso	80 63
												271	H	Austin Peay	77 56
												277	A	Cleveland St.	93 65
												283	N	Houston	75 61
												307	H	Southeastern La.	106 72
												318	A	Kent St.	73 68
												331	H	Lipscomb	92 65
LAST 12 Division I GAMES:															
158	H	Detroit	93 95	131	A	Youngstown St.	69 72								
204	H	Oakland	79 63	27	H	Green Bay	58 63								
139	A	Northern Ky.	76 65	174	H	Milwaukee	60 82								
219	A	Ill.-Chicago	80 72	204	A	Oakland	77 72								
239	A	Valparaiso	65 54	158	A	Detroit	89 71								
277	A	Cleveland St.	93 65	139	H	Northern Ky.	66 61								

Non-Div I Games: Mt. St. Joseph 117 26 Cincinnati Christian 107 44

Wright St.

■ Loss,
■ Non-Conf,
■ S Site,
■ H Home
■ A Away
N Neutral

Wyoming

Through Games Of Feb. 24, 2016

Average RPI Win:	252	WON-LOST	WINNING	LAST 10	STRENGTH OF	OPP. STRENGTH	TEAM	ADJ.	CONF.	ADJ CONF.
Average RPI Loss:	159	RECORD	PCT. RANK	GAMES	SCHEDULE	OF SCHEDULE	RPI	RPI	RPI	RPI
DIV. I ONLY	11- 14	213	2- 8	241	248	247	247	19	19	
DIV. I NON-CONF.	6- 3	99	0- 0	202	309	126	126	20	20	
TOTALS	RPI 1-25	RPI 26-50	W-L RECORDS	RPI 51-100	RPI 101-150	RPI 150+				
11- 14	0- 0	0- 2	OVERALL	0- 1	1- 5	10- 6				
8- 5	0- 0	0- 1	HOME	0- 1	1- 1	7- 2				
3- 9	0- 0	0- 1	AWAY	0- 0	0- 4	3- 4				
0- 0	0- 0	0- 0	NEUTRAL	0- 0	0- 0	0- 0				
6- 3	0- 0	0- 0	NON-CONFERENCE	0- 1	0- 2	6- 0				
4- 1	0- 0	0- 0	HOME	0- 1	0- 0	4- 0				
2- 2	0- 0	0- 0	AWAY	0- 0	0- 2	2- 0				
0- 0	0- 0	0- 0	NEUTRAL	0- 0	0- 0	0- 0				
5- 11	0- 0	0- 2	CONFERENCE	0- 0	1- 3	4- 6				
4- 4	0- 0	0- 1	HOME	0- 0	1- 1	3- 2				
1- 7	0- 0	0- 1	AWAY	0- 0	0- 2	1- 4				
0- 0	0- 0	0- 0	NEUTRAL	0- 0	0- 0	0- 0				

RPI 1-25			RPI 26-50			RPI 51-100			RPI 101+ Team's RPI: 247		
RPI	S	Opponent	Score	RPI	S	Opponent	Score	RPI	S	Opponent	Score
				39	A	Colorado St.	42 63	58	H	St. Mary's (CA)	64 70
				39	H	Colorado St.	57 62				
										107	A Gonzaga 57 61
										134	A Fresno St. 52 64
										134	H Fresno St. 42 49
										137	A Idaho 57 61
										150	A Boise St. 49 58
										150	H Boise St. 82 58
										163	H Montana St. 75 69
										177	H Colorado 77 68
										178	H New Mexico 66 48
										190	H Montana 68 61
										195	H San Jose St. 66 67
										201	A UNLV 37 66
										208	A Utah St. 75 84
										248	A San Diego St. 40 53
										248	H San Diego St. 77 84
										262	H UC Santa Barbara 76 67
										297	A Denver 75 64
										325	A Nevada 65 68
										325	H Nevada 68 53
										339	A Cal St. Fullerton 61 56
										343	A Air Force 67 45
										343	H Air Force 84 56
LAST 12 Division I GAMES:											
				248	A	San Diego St.	40 53	39	A	Colorado St.	42 63
				39	H	Colorado St.	57 62	134	H	Fresno St.	42 49
				134	A	Fresno St.	52 64	150	A	Boise St.	49 58
				150	H	Boise St.	82 58	325	A	Nevada	65 68
				208	A	Utah St.	75 84	178	H	New Mexico	66 48
				343	H	Air Force	84 56	195	H	San Jose St.	66 67

Non-Div I Games: Chadron St. 81 53

Wyoming

■ Loss,
 ■ Non-Conf, S Site,
 ■ Home
 ■ Away
 N Neutral

Average RPI Win: 220	WON-LOST	WINNING	LAST 10	STRENGTH OF	OPP. STRENGTH	TEAM	ADJ.	CONF.	ADJ CONF.
Average RPI Loss: 55	RECORD	PCT. RANK	GAMES	SCHEDULE	OF SCHEDULE	RPI	RPI	RPI	RPI
DIV. I ONLY	17- 10	94	3- 7	227	78	148	148	6	6
DIV. I NON-CONF.	9- 2	37	0- 0	334	240	187	187	6	6
TOTALS	RPI 1-25	RPI 26-50	W-L RECORDS	RPI 51-100	RPI 101-150	RPI 150+			
17- 10	0- 2	1- 4	OVERALL	2- 3	1- 1	13- 0			
15- 4	0- 1	1- 2	HOME	2- 1	1- 0	11- 0			
2- 6	0- 0	0- 0	AWAY	0- 0	0- 0	2- 0			
0- 0	0- 0	0- 0	NEUTRAL	0- 0	0- 0	0- 0			
9- 2	0- 0	0- 0	NON-CONFERENCE	0- 2	0- 0	9- 0			
9- 1	0- 0	0- 0	HOME	0- 1	0- 0	9- 0			
0- 1	0- 0	0- 0	AWAY	0- 1	0- 0	0- 0			
0- 0	0- 0	0- 0	NEUTRAL	0- 0	0- 0	0- 0			
8- 8	0- 2	1- 4	CONFERENCE	2- 1	1- 1	4- 0			
6- 3	0- 1	1- 2	HOME	2- 0	1- 0	2- 0			
2- 5	0- 1	0- 2	AWAY	0- 1	0- 1	2- 0			
0- 0	0- 0	0- 0	NEUTRAL	0- 0	0- 0	0- 0			

RPI 1-25				RPI 26-50				RPI 51-100				RPI 101+ Team's RPI: 148			
RPI	S	Opponent	Score	RPI	S	Opponent	Score	RPI	S	Opponent	Score	RPI	S	Opponent	Score
20	A	DePaul	52 82	32	A	Seton Hall	66 82	62	A	Michigan	54 92	141	A	Creighton	47 74
20	H	DePaul	53 70	32	H	Seton Hall	67 72	68	H	Middle Tenn.	53 62	141	H	Creighton	57 55
				46	A	St. John's (NY)	41 57	87	A	Marquette	69 74	186	A	Butler	73 63
				46	H	St. John's (NY)	56 69	87	H	Marquette	71 66	186	H	Butler	55 47
				50	H	Villanova	74 67	95	H	Georgetown	59 54	196	H	Radford	63 56
												210	H	Cincinnati	65 56
												235	H	Binghamton	64 55
												263	A	Providence	62 54
												263	H	Providence	72 47
												273	H	Tennessee Tech	64 47
												282	H	UMES	61 56
												295	H	Kennesaw St.	62 59
												307	H	Southeastern La.	67 27
												328	H	Evansville	65 57
												335	H	Howard	70 47
LAST 12 Division I GAMES:															
32	H	Seton Hall	67 72	186	H	Butler	55 47								
46	H	St. John's (NY)	56 69	46	A	St. John's (NY)	41 57								
87	A	Marquette	69 74	32	A	Seton Hall	66 82								
20	A	DePaul	52 82	20	H	DePaul	53 70								
141	H	Creighton	57 55	87	H	Marquette	71 66								
263	H	Providence	72 47	263	A	Providence	62 54								

Non-Div I Games:

Xavier

Average RPI Win:	235	WON-LOST	WINNING	LAST 10	STRENGTH OF	OPP. STRENGTH	TEAM	ADJ.	CONF.	ADJ CONF.
Average RPI Loss:	89	RECORD	PCT. RANK	GAMES	SCHEDULE	OF SCHEDULE	RPI	RPI	RPI	RPI
DIV. I ONLY	10- 16	244	2- 8	55	170	165	165	10	10	
DIV. I NON-CONF.	8- 8	160	1- 1	100	177	144	144	12	12	
TOTALS	RPI 1-25	RPI 26-50	W-L RECORDS	RPI 51-100	RPI 101-150	RPI 150+				
10- 16	0- 0	0- 8	OVERALL	0- 3	2- 2	8- 3				
7- 5	0- 0	0- 2	HOME	0- 2	1- 0	6- 1				
1- 10	0- 0	0- 5	AWAY	0- 1	0- 2	1- 2				
2- 1	0- 0	0- 1	NEUTRAL	0- 0	1- 0	1- 0				
8- 8	0- 0	0- 4	NON-CONFERENCE	0- 2	2- 2	6- 0				
6- 1	0- 0	0- 0	HOME	0- 1	1- 0	5- 0				
0- 6	0- 0	0- 3	AWAY	0- 1	0- 2	0- 0				
2- 1	0- 0	0- 1	NEUTRAL	0- 0	1- 0	1- 0				
2- 8	0- 0	0- 4	CONFERENCE	0- 1	0- 0	2- 3				
1- 4	0- 0	0- 2	HOME	0- 1	0- 0	1- 1				
1- 4	0- 0	0- 2	AWAY	0- 0	0- 0	1- 2				
0- 0	0- 0	0- 0	NEUTRAL	0- 0	0- 0	0- 0				

RPI S	Opponent	Score	RPI S	Opponent	Score	RPI S	Opponent	Score	RPI S	Opponent	Score	Team's RPI: 165
29	A Penn	49 68	29	H Penn	59 77	71	A Dayton	75 81	115	N Iona	63 48	
33	N West Virginia	60 70	37	A Princeton	50 65	72	H Army West Point	61 65	119	A Boston College	60 73	
37	A Princeton	81 94	100	H Harvard	69 72	124	A North Carolina	63 70	144	H Stony Brook	62 57	
38	A Indiana	60 76				175	A Cornell	63 74	202	A Brown	48 39	
46	A St. John's (NY)	56 69				202	H Brown	81 54	228	H Dartmouth	63 68	
48	A Albany (NY)	70 74				232	H Manhattan	62 36	237	A Columbia	71 77	
LAST 12 Division I GAMES:												
29	H Penn	59 77	37	A Princeton	50 65	238	H New Hampshire	63 46	250	H Holy Cross	69 59	
37	H Princeton	81 94	29	A Penn	49 68	309	N Fairleigh Dickinson	77 58	321	H Illinois St.	60 47	
100	H Harvard	69 72	202	A Brown	48 39	341	H Wagner	78 60				
228	H Dartmouth	63 68	202	H Brown	81 54							
175	A Cornell	63 74	119	A Boston College	60 73							
237	A Columbia	71 77	238	H New Hampshire	63 46							

Non-Div I Games: Albertus Magnus 67 34

Yale

■ Loss,
 ■ Non-Conf,
 ■ S Site,
 ■ H Home
 ■ A Away
 N Neutral

Average RPI Win:	202	WON-LOST	WINNING	LAST 10	STRENGTH OF	OPP. STRENGTH	TEAM	ADJ.	CONF.	ADJ CONF.
Average RPI Loss:	155	RECORD	PCT. RANK	GAMES	SCHEDULE	OF SCHEDULE	RPI	RPI	RPI	RPI
DIV. I ONLY	14- 9	106	4- 6	158	194	131	131	14	14	
DIV. I NON-CONF.	7- 2	57	0- 0	259	261	104	104	16	16	
TOTALS	RPI 1-25	RPI 26-50	W-L RECORDS	RPI 51-100	RPI 101-150	RPI 150+				
14- 9	0- 0	0- 2	OVERALL	1- 0	1- 3	12- 4				
8- 4	0- 0	0- 1	HOME	0- 0	1- 1	7- 2				
6- 5	0- 0	0- 1	AWAY	1- 0	0- 2	5- 2				
0- 0	0- 0	0- 0	NEUTRAL	0- 0	0- 0	0- 0				
7- 2	0- 0	0- 0	NON-CONFERENCE	1- 0	0- 2	6- 0				
5- 0	0- 0	0- 0	HOME	0- 0	0- 0	5- 0				
2- 2	0- 0	0- 0	AWAY	1- 0	0- 2	1- 0				
0- 0	0- 0	0- 0	NEUTRAL	0- 0	0- 0	0- 0				
7- 7	0- 0	0- 2	CONFERENCE	0- 0	1- 1	6- 4				
3- 4	0- 0	0- 1	HOME	0- 0	1- 1	2- 2				
4- 3	0- 0	0- 1	AWAY	0- 0	0- 0	4- 2				
0- 0	0- 0	0- 0	NEUTRAL	0- 0	0- 0	0- 0				

RPI S	Opponent	Score	RPI S	Opponent	Score	RPI S	Opponent	Score	RPI S	Opponent	Score	Team's RPI: 131
27	A Green Bay	35 69	27	H Green Bay	60 68	89	A Bucknell	55 47	101	H Wright St.	72 69	
									123	A Akron	49 74	
									126	A Penn St.	51 68	
									139	H Northern Ky.	77 88	
									158	A Detroit	72 70	
									158	H Detroit	68 69	
									174	A Milwaukee	70 62	
									174	H Milwaukee	69 67	
									196	H Radford	54 53	
									204	A Oakland	96 77	
									204	H Oakland	67 63	
									212	H Canisius	53 51	
									218	H Robert Morris	55 46	
									219	A Ill.-Chicago	69 64	
									239	A Valparaiso	60 65	
									252	H Tennessee St.	69 58	
									277	A Cleveland St.	68 75	
									277	H Cleveland St.	43 53	
									308	A Niagara	71 54	
									318	H Kent St.	91 61	
LAST 12 Division I GAMES:												
277	H Cleveland St.	43 53	101	H Wright St.	72 69							
174	A Milwaukee	70 62	239	A Valparaiso	60 65							
27	A Green Bay	35 69	219	A Ill.-Chicago	69 64							
158	H Detroit	68 69	277	A Cleveland St.	68 75							
204	H Oakland	67 63	27	H Green Bay	60 68							
139	H Northern Ky.	77 88	174	H Milwaukee	69 67							

Non-Div I Games: Lake Erie 89 61 Salem Int'l 80 40

Youngstown St.

Loss, Non-Conf, S Site, H Home A Away N Neutral